

2010 Tulane Record Book

HISTORY

Year-By-Year Records	2
National Honors.....	3
All-Conference Honors.....	4
All-Tournament Honors	5
Team Honors/Awards	6
Tulane in the MLB Draft.....	7
Tulane in the Majors.....	8
Tulane in the Minors.....	10
Tulane & USA Baseball	11
Post-Season Overview.....	12
Post-Season Recaps	13
Year By Year Results (1893-1932)	20
Year By Year Results (1933-1953)	21
Year By Year Results (1954-1970)	22
Year By Year Results (1971-1980)	23
Year By Year Results (1981-1986)	24
Year By Year Results (1987-1993)	25
Year By Year Results (1994-1999)	26
Year By Year Results (2000-2004)	27
Year By Year Results (2005-2009)	28
All-Time Series History.....	29
All-Time Lettermen	30
Retired Numbers.....	32

RECORDS

Single-Season Hitting.....	34
Single-Season Pitching.....	36
Career Hitting	38
Career Pitching	40
Single-Season Fielding.....	42
Career Fielding	42
Single Game Individual	43
Single Game Team Hitting	45
Single Game Team Pitching.....	46
Single Game Team Fielding	46
Team Season Hitting	47
Team Season Pitching	48
Team Season Fielding.....	48
Year-by-Year Hitting Leaders	49
Year-by-Year Pitching Leaders.....	50
Year-by-Year Fielding Leaders.....	51
Year-by-Year Team Hitting Summary.....	52
Year-by-Year Team Pitching Summary	52

Tulane Record Book




All-Time Record


Year	Overall				Conference				Place
	W	L	T	Pct.	W	L	T	Pct.	
1893	1	1	0	.500	--	--	--	----	-----
1894	3	0	0	1.000	--	--	--	----	-----
1895	No team								
1896	No team								
1897	0	4	0	.000	--	--	--	----	-----
1898	7	2	0	.778	--	--	--	----	-----
1899	5	3	2	.600	--	--	--	----	-----
1900	7	4	0	.636	--	--	--	----	-----
1901	7	8	0	.467	--	--	--	----	-----
1902	8	5	0	.615	--	--	--	----	-----
1903	7	2	0	.777	--	--	--	----	-----
1904	6	7	0	.462	--	--	--	----	-----
1905	7	7	0	.500	--	--	--	----	-----
1906	14	18	2	.442	--	--	--	----	-----
1907	6	3	1	.650	--	--	--	----	-----
1908	No team								
1909	No team								
1910	3	6	1	.350	--	--	--	----	-----
1911	3	3	0	.500	--	--	--	----	-----
1912	3	6	1	.350	--	--	--	----	-----
1913	3	9	0	.250	--	--	--	----	-----
1914	5	5	1	.500	--	--	--	----	-----
1915	6	10	0	.375	--	--	--	----	-----
1916	1	4	0	.200	--	--	--	----	-----
1917	No team								
1918	No team								
1919	6	3	0	.667	--	--	--	----	-----
1920	No team								
1921	No team								
1922	No team								
1923	2	8	1	.227	--	--	--	----	-----
1924	9	4	0	.692	--	--	--	----	-----
1925	5	7	0	.417	--	--	--	----	-----
1926	4	6	0	.400	--	--	--	----	-----
1927	0	9	0	.000	--	--	--	----	-----
1928	3	9	0	.250	--	--	--	----	-----
1929	4	4	1	.500	--	--	--	----	-----
1930	0	14	0	.000	--	--	--	----	-----
1931	No team								
1932	0	3	0	.000	--	--	--	----	-----
1933	No team								
1934	No team								
1935	No team								
1936	No team								
1937	0	4	0	.000	0	4	0	.000	9th SEC
1938	3	3	0	.500	1	1	0	.500	5th SEC
1939	2	4	0	.333	0	3	0	.000	12th SEC
1940	1	7	0	.125	1	3	0	.250	11th SEC
1941	3	9	0	.250	2	6	0	.250	10th SEC
1942	2	9	0	.182	2	6	0	.250	11th SEC
1943	9	8	0	.529	5	3	0	.625	5th SEC
1944	6	5	0	.545	No conference games - WWII				
1945	21	5	0	.807	No conference games - WWII				
1946	6	13	0	.316	0	6	0	.000	8th SEC
1947	9	2	0	.818	3	2	0	.600	4th SEC
1948	18	4	0	.818	7	1	0	.875	1st SEC
1949	14	8	0	.636	5	5	0	.500	5th SEC
1950	4	9	1	.300	1	4	0	.200	12th SEC



Claude Simons, Jr.
1938-41, 1943-49



Ben Abadie
1955-57, 1964-66



Milt Retif
1967-74



Joe Brockhoff
1975-93



Rick Jones
1994-Present

Year	Overall				Conference				Place
	W	L	T	Pct.	W	L	T	Pct.	
1952	14	5	1	.725	11	4	0	.733	2nd SEC
1953	11	9	0	.550	8	7	0	.532	4th SEC
1954	12	8	0	.600	10	6	0	.625	3rd SEC
1955	4	12	0	.250	3	11	0	.214	11th SEC
1956	11	11	0	.500	7	9	0	.438	8th SEC
1957	11	9	0	.550	6	8	0	.429	8th SEC
1958	4	18	0	.182	2	14	0	.125	11th SEC
1959	6	9	0	.400	5	8	0	.385	4th SEC-W
1960	2	14	0	.125	1	11	0	.071	5th SEC-W
1961	4	14	0	.222	2	12	0	.143	5th SEC-W
1962	4	17	1	.205	2	13	0	.133	5th SEC-W
1963	6	18	1	.260	4	12	0	.250	5th SEC-W
1964	12	13	1	.481	4	10	0	.286	5th SEC-W
1965	15	10	0	.600	9	6	0	.600	2nd SEC-W
1966	17	7	0	.708	4	7	0	.364	4th SEC-W
1967	8	12	0	.400	--	--	--	----	-----
1968	10	10	0	.500	--	--	--	----	-----
1969	15	3	0	.833	--	--	--	----	-----
1970	15	7	0	.682	--	--	--	----	-----
1971	16	10	0	.615	--	--	--	----	-----
1972	23	6	0	.793	--	--	--	----	-----
1973	15	13	0	.535	--	--	--	----	-----
1974	21	12	0	.636	--	--	--	----	-----
1975	24	11	1	.681	--	--	--	----	-----
1976	24	14	1	.628	--	--	--	----	-----
1977	32	10	0	.762	--	--	--	----	-----
1978	25	18	0	.581	9	2	0	.818	2nd Metro
1979	35	13	0	.729	0	4	0	.000	7th Metro
1980	29	12	0	.707	1	0	0	1.000	2nd Metro
1981	37	26	0	.587	2	4	0	.333	6th Metro
1982	41	16	0	.719	2	5	0	.286	6th Metro
1983	45	17	0	.726	6	3	0	.667	1st Metro-S
1984	42	16	0	.724	7	3	0	.700	2nd Metro-S
1985	38	22	0	.633	6	10	0	.375	3rd Metro-S
1986	49	15	0	.766	--	--	--	----	-----
1987	44	16	0	.733	--	--	--	----	-----
1988	32	18	0	.640	--	--	--	----	-----
1989	27	26	0	.509	--	--	--	----	-----
1990	19	35	0	.352	4	16	0	.200	8th Metro
1991	36	18	0	.666	12	8	0	.600	3rd Metro
1992	39	24	0	.619	9	9	0	.500	4th Metro
1993	23	31	0	.426	8	7	0	.533	4th Metro
1994	41	24	0	.631	10	8	0	.555	4th Metro
1995	32	26	0	.552	8	10	0	.444	5th Metro
1996	43	20	0	.680	18	6	0	.750	2nd C-USA
1997	40	21	0	.656	19	7	0	.731	1st C-USA
1998	48	15	0	.761	22	5	0	.815	1st C-USA
1999	48	17	0	.739	19	8	0	.704	2nd C-USA
2000	38	22	1	.623	20	6	1	.759	2nd C-USA
2001	56	13	0	.811	21	6	0	.778	1st C-USA
2002	36	27	0	.571	17	13	0	.567	5th C-USA
2003	44	19	0	.698	20	10	0	.667	3rd C-USA
2004	41	21	0	.661	21	9	0	.700	2nd C-USA
2005	56	12	0	.824	24	6	0	.800	1st C-USA
2006	43	21	0	.672	15	9	0	.625	3rd C-USA
2007	34	26	0	.567	9	15	0	.375	7th C-USA
2008	39	22	1	.637	13	9	1	.587	3rd C-USA
2009	34	25	0	.576	13	11	0	.542	3rd C-USA

CAREER COACHING RECORDS

Coch	Years	Span	W	L	T	Pct.	Coch	Years	Span	W	L	T	Pct.
J.P. Clinton	2	1893-94	4	1	0	.800	John Reed	2	1950-51	12	22	1	.357
F.B. Manis	2	1897-98	7	6	0	.538	Dennis Vinzant	3	1952-54	37	22	1	.625
Thomas Willis	3	1903-05	20	16	0	.556	Ben Abadie	6	1955-57, 1964-66	70	62	1	.530
J. Richard	2	1906-07	20	21	3	.488	Mel Parnell	1	1958	4	18	0	.182
Bruce Hayes	6	1911-15, 1923	22	41	3	.356	Bob Whitman	1	1959	6	9	0	.400
John Gondolfi	1	1919	6	3	0	.667	Jack Orsley	2	1960-61	6	28	0	.176
Claude Simons, Sr.	4	1924-27	13	26	0	.333	Doug Hafner	2	1962-63	10	35	2	.234
Peggy Flournoy	1	1928	3	9	0	.250	Milt Retif	8	1967-74	123	73	0	.628
Ted Bank	2	1930, 1932	0	17	0	.000	Joe Brockhoff	19	1975-93	641	350	2	.647
Bill Vagan	1	1937	0	4	0	.000	Rick Jones	16	1994-Present	673	331	2	.670
Claude Simons, Jr.	11	1938-41, 1943-49	92	68	0	.575							



INTRODUCTION

TULANE STAFF

THE GREEN WAVE

2009 REVIEW

THIS IS TULANE

HISTORY

ALL-AMERICANS

American Baseball Coaches Association

1953	Pete Vogt, 1B.....	2nd Team
1976	Steve Mura, RHP.....	1st Team
1980	Frank Wills, RHP.....	1st Team
1982	John Zelenka, INF.....	2nd Team
1986	Dan Wagner, OF.....	3rd Team
1998	Josh Bobbitt, LHP.....	2nd Team
2000	Jake Gautreau, 3B.....	2nd Team
2001	Jake Gautreau, 3B.....	1st Team
2003	Michael Aubrey, 1B.....	1st Team
2004	Brian Bogusevic, UT.....	2nd Team
2005	Tommy Manzella, SS.....	2nd Team
	Brian Bogusevic, LHP.....	3rd Team

Baseball America

1984	Dan Wagner, OF.....	3rd Team
1987	Tookie Spann, OF.....	3rd Team
1988	Tookie Spann, OF.....	2nd Team
1991	Ivan Zweig, RHP.....	3rd Team
1992	Mike Romano, RHP.....	1st Team
1997	James Navarro, LHP.....	2nd Team
	Jason Fitzgerald, OF.....	3rd Team
1999	James Jurries, 2B.....	2nd Team
2001	Jake Gautreau, DH.....	1st Team
2002	James Jurries, 2B.....	3rd Team
2003	Michael Aubrey, 1B.....	1st Team
2004	Brian Bogusevic, UT.....	2nd Team
2005	Brian Bogusevic, LHP.....	3rd Team
	Micah Owings, UT.....	3rd Team
2006	Mark Hamilton, 1B.....	1st Team
2008	Shooter Hunt, RHP.....	3rd Team

Baseball Weekly

1999	James Jurries, 2B.....	2nd Team
	Chad Sutter, C.....	2nd Team
2001	Jake Gautreau, 3B.....	1st Team
	Andy Cannizaro, SS.....	2nd Team
2003	Michael Aubrey, 1B.....	1st Team


College Baseball Insider

1999	Chad Sutter, C.....	1st Team
	James Jurries, 2B.....	1st Team
2003	Michael Aubrey, DH.....	1st Team
2004	Brian Bogusevic.....	3rd Team

Collegiate Baseball

1991	Ivan Zweig, RHP.....	2nd Team
1992	Mike Romano, RHP.....	3rd Team
1996	Jason Navarro, LHP.....	2nd Team
1997	Jason Navarro, LHP.....	2nd Team
1998	Jason Bobbitt, LHP.....	3rd Team
	Jason Sparks, OF.....	3rd Team
1999	Brandon Belanger, RHP.....	1st Team
	Chad Sutter, C.....	1st Team
	James Jurries, 2B.....	2nd Team
2000	Jared Berkowitz, LHP.....	3rd Team
	Jake Gautreau, 3B.....	3rd Team
2001	Andy Cannizaro, SS.....	2nd Team
	Jake Gautreau, 3B.....	2nd Team

ACADEMIC ALL-AMERICANS




Neal Comarda
1978




David Stokes
1980



Tom Morton
1992



David Stewart
1994



James Jurries
2002



Tommy Manzella
2005



First baseman Pete Vogt was Tulane's first All-American, earning the honor from the ABCA in 1953.

Collegiate Baseball (cont.)

2002	James Jurries, 1B.....	2nd Team
2003	Michael Aubrey, 1B.....	1st Team
2005	Brian Bogusevic, LHP.....	1st Team
	Micah Owings, UT.....	2nd Team
2006	Mark Hamilton, 1B.....	3rd Team
2008	Shooter Hunt, RHP.....	2nd Team

National Collegiate Baseball Writers Association

1997	Jason Navarro, P.....	1st Team
1998	Josh Bobbitt, P.....	3rd Team
	Jason Sparks, OF.....	3rd Team
1999	Chad Sutter, C.....	1st Team
	James Jurries, 2B.....	2nd Team
	Henry Bonilla, RHP.....	HM
	Andy Cannizaro, SS.....	HM
2000	Jared Berkowitz, LHP.....	2nd Team
2001	Jake Gautreau, 3B.....	1st Team
2002	James Jurries, 2B.....	2nd Team
2003	Michael Aubrey, 1B.....	1st Team
2004	Matt Barkeet, OF.....	3rd Team
2005	Brian Bogusevic, UT.....	2nd Team
2008	Shooter Hunt, RHP.....	1st Team

Rivals.com

2006	Mark Hamilton, DH.....	1st Team
2008	Shooter Hunt, RHP.....	2nd Team
	Rob Segedin, 3B.....	2nd Team

PING! Baseball

2008	Shooter Hunt, RHP.....	1st Team
------	------------------------	----------

Smith Super Team

1996	Jason Navarro, LHP.....	3rd Team
	Brian Hughes, OF.....	HM

The Sporting News

1976	Steve Mura, RHP.....	1st Team
1980	Frank Wills, RHP.....	1st Team
1992	Mike Romano, RHP.....	1st Team

FRESHMAN ALL-AMERICANS

Baseball America

1984	Ronald Marigny, SS.....	2nd Team
1985	Tookie Spann, 3B.....	2nd Team
1995	Kris Didion, P.....	2nd Team
2001	Michael Aubrey, UT.....	1st Team
	Tony Giarratano, 2B.....	1st Team
2003	Brian Bogusevic, UT.....	2nd Team
	J.R. Crowel, LHP.....	2nd Team
2005	Brad Emaus, 3B.....	2nd Team
2006	Warren McFadden, OF.....	1st Team


Baseball Weekly

2001	Michael Aubrey, UT.....	1st Team
------	-------------------------	----------

Collegiate Baseball

1987	Gerald Alexander, RHP.....	1st Team
1991	Ivan Zweig, RHP.....	1st Team
1996	Chad Sutter, C.....	1st Team
1999	James Jurries, 2B.....	1st Team
	Jake Gautreau, 3B.....	1st Team
2000	Nick Bourgeois, INF.....	HM
2001	Michael Aubrey, UT.....	1st Team
	Tony Giarratano, 2B.....	HM

NATIONAL FRESHMAN OF THE YEAR



JAMES JURRIES
1999

Baseball America
Collegiate Baseball
College Baseball Insider

Jurries exploded onto the college scene as a rookie when he ranked 13th in the NCAA with 1.38 runs per game. Jurries led the Green Wave in hits (104), runs scored (90), doubles (22), triples (4) and total bases (194) while finishing second in batting average (.374) and slugging percentage (.698), and tied for third in home runs (20). Jurries also led Tulane with 35 multiple-hit games, and ranked third on the squad with 19 multiple-RBI outings.



MICHAEL AUBREY
2001

Baseball America
Collegiate Baseball
The Sporting News

A multi-talented player for the Green Wave, Aubrey had an exceptional rookie campaign with the bat and on the mound. At the plate, Aubrey finished second on the team in batting average (.361) and home runs (13) while ranking third in hits (100), doubles (17), slugging percentage (.592), total bases (164) and RBI (69), and fourth in runs scored (74). On the hill, Aubrey struck out four or more on six occasions. He compiled a 3-1 record and picked up the first save of his career in the Green Wave's 6-5 win over Nebraska in the College World Series.

Collegiate Baseball (cont.)

2002	Gerald Clark, OF.....	HM
2003	Brian Bogusevic, UT.....	1st Team
2003	J.R. Crowel, LHP.....	1st Team
2005	Brad Emaus, 3B.....	1st Team
2006	Warren McFadden, OF.....	1st Team
2008	Rob Segedin, 3B.....	1st Team

Louisville Slugger

2009	Jeremy Schaffer, C.....	1st Team
------	-------------------------	----------

National Collegiate Baseball Writers Association


2008	Rob Segedin, 3B.....	1st Team
------	----------------------	----------

PING! Baseball

2008	Rob Segedin, 3B.....	1st Team
------	----------------------	----------

NCBWA DISTRICT VII PLAYER OF THE YEAR

2001	Jake Gautreau.....	3B
2002	James Jurries.....	INF
2003	Michael Aubrey.....	1B
2008	Shooter Hunt.....	RHP



Tookie Spann earned All-America recognition three times during his career, garnering freshman honors in 1985, third-team honors in 1987 and second-team honors in 1988.



All-Conference Honors

INTRODUCTION

TULANE STAFF

THE GREEN WAVE

2009 REVIEW

THIS IS TULANE

HISTORY

CONFERENCE USA PLAYER OF THE YEAR

1999	Chad Sutter	C
2000	Jake Gautreau	3B
2001	Jake Gautreau	3B
2002	James Jurries	INF
2003	Michael Aubrey	1B
2005	Micha Owings	1B/RHP
2006	Mark Hamilton	1B

CONFERENCE USA PITCHER OF THE YEAR

1997	Jason Navarro	LHP
1998	Josh Bobbitt	RHP
2008	Shooter Hunt	RHP

CONFERENCE USA FRESHMAN OF THE YEAR

1996	Chad Sutter	C
1999	James Jurries	2B
2001	Michael Aubrey	1B/LHP
2003	J.R. Crowel	LHP
2005	Brad Emaus	3B
2006	Warren McFadden	OF

METRO CONFERENCE PITCHER OF THE YEAR

1979	Ken Francingues	LHP
------	-----------------	-----

METRO CONFERENCE FRESHMAN OF THE YEAR

1991	Ivan Zweig	RHP
------	------------	-----

ALL-SOUTHEASTERN CONFERENCE

1952	Ray Weidenbacher, P	1st Team
1953	Pete Vogt, 1B	1st Team
	Ray Weidenbacher, P	1st Team
1954	Don Lloyd, C	1st Team
1957	Tony Reginelli, C	1st Team
1961	Bob Cornett, C	1st Team
1965	Dave Flettrich, SS	1st Team
	John Olagues, P	1st Team
1966	Ronnie Scott, 2B	1st Team
	Mike Roos, OF	1st Team

ALL-SEC WESTERN DIVISION

1961	Bob Cornett, C	1st Team
1962	Bob Cornett, C	1st Team
1963	Bobby Neider, UT	1st Team
1964	Dennis Malpass, C	1st Team
1965	Dave Flettrich, SS	1st Team
	Jim McGill, OF	1st Team
	John Olagues, P	1st Team
	Joe Weible, C	1st Team
1966	Mike Roos, OF	1st Team
	Ronnie Scott, SS	1st Team


ALL-METRO CONFERENCE

1979	Brian Butera, OF	1st Team
	Ken Francingues, P	1st Team
	Chuck Melito, INF	1st Team
1980	Sam Dozier, C	1st Team
	Johnny Olsen, OF	1st Team
	Joe Pursell, P	1st Team
	David Stokes, INF	1st Team
	Frank Wills, P	1st Team
1981	Sam Dozier, C	1st Team
1982	Eric Lane, C	1st Team
	John Zelenka, 2B	1st Team
1983	Eric Lane, C	1st Team
	Tommy Mathews, INF	1st Team
	Dan Wagner, OF	1st Team
	John Zelenka, INF	1st Team

COACH OF THE YEAR WINNERS




Joe Brockhoff
1991
Metro Conference




Rick Jones
1997, 2001 & 2005
Conference USA




Michael Aubrey



James Jurries



Chad Sutter



Jake Gautreau

The winningest team in Conference USA history, Tulane holds several C-USA team records and the Green Wave student-athletes have done the same. The trio of Michael Aubrey, James Jurries and Chad Sutter are the only three players in C-USA history to earn both the league's Freshman and Player of the Year honors during their respective careers. In addition, Jake Gautreau is the only two-time C-USA Player of the Year winner after claiming the title in 2000 and 2001.

1984	Marc Desjardins, P	1st Team
	Tommy Mathews, 1B	1st Team
	Steve Riley, C	1st Team
	Dan Wagner, OF	1st Team
1985	Tookie Spann, 3B	1st Team
	Dan Wagner, OF	1st Team
1990	Byran Brown, OF	2nd Team
	Marty Posey, 1B	2nd Team
1991	Byran Brown, OF	1st Team
	Ivan Zweig, P	1st Team
	Tom Morton, SS	2nd Team
1992	Tom Morton, OF	1st Team
	Mike Romano, P	1st Team
	Mark Triessl, UT	1st Team
1993	Larry Schneider, C	1st Team
1994	Larry Schneider, C	1st Team
	Carlos Rodriguez, OF	2nd Team
	David Stewart, DH	2nd Team
1995	Clint Allen, 1B	2nd Team
	Kris Didion, 2B	2nd Team
	Blake Martensen, SS	2nd Team


ALL-CONFERENCE USA

1996	Brian Hughes, OF	1st Team
	Jason Navarro, P	1st Team
	Keith Graffagnini, INF	2nd Team
	Jason Fitzgerald, OF	2nd Team
	Michael Johns, INF	2nd Team
	Jack Cressend, P	HM
	Chad Sutter, C	HM
	Scott Wilson, INF	HM
1997	Jason Fitzgerald, OF	1st Team
	Keith Graffagnini, INF	1st Team
	Jason Navarro, P	1st Team
	Chad Sutter, C	1st Team
	Brian Hughes, OF	2nd Team
	Mike Pursell, INF	3rd Team
1998	Todd Ardoin, RP	1st Team
	Josh Bobbitt, P	1st Team
	Brian Hughes, OF	1st Team
	Jason Sparks, OF	1st Team
	Raul Echeverz, P	2nd Team
	Keith Graffagnini, INF	2nd Team
	Mike Pursell, INF	2nd Team
	Chad Sutter, C	2nd Team
1999	Brandon Belanger, RP	1st Team
	Jared Berkowitz, P	1st Team
	Henry Bonilla, P	1st Team
	Jake Burnham, OF	1st Team

	Andy Cannizaro, INF	1st Team
	James Jurries, INF	1st Team
	Jason Sparks, OF	1st Team
	Chad Sutter, C	1st Team
2000	Jared Berkowitz, P	1st Team
	Jake Gautreau, INF	1st Team
	James Jurries, INF	1st Team
	Steve Shirley, DH	2nd Team
2001	Michael Aubrey, OF	1st Team
	Andy Cannizaro, INF	1st Team
	Matt Foster, P	1st Team
	Jake Gautreau, INF	1st Team
	Matt Groff, OF	1st Team
	James Jurries, INF	1st Team
	Steve Shirley, DH	1st Team
	Jonny Kaplan, OF	2nd Team
2002	Nick Bourgeois, P	1st Team
	James Jurries, INF	1st Team
	Joey Charron, RP	2nd Team
	Aaron Feldman, OF	2nd Team
	Jonny Kaplan, OF	2nd Team
2003	Michael Aubrey, INF	1st Team
	Tony Giarratano, INF	1st Team
	Jonny Kaplan, OF	1st Team
2004	Matt Barket, OF	1st Team
	J.R. Crowel, P	1st Team
	Brian Bogusevic, UT	2nd Team
	Cory Hahn, P	2nd Team
2005	Brian Bogusevic, P	1st Team
	Brad Emaus, INF	1st Team
	Tommy Manzella, INF	1st Team
	Micha Owings, UT	1st Team
	Nathan Southard, OF	1st Team
	Greg Dini, C	2nd Team
2006	Mark Hamilton, INF	1st Team
	Warren McFadden, OF	1st Team
	Sean Morgan, P	1st Team
	Nathan Southard, OF	2nd Team
2007	Shooter Hunt, P	1st Team
	Sean Morgan, P	2nd Team
2008	Shooter Hunt, P	1st Team
	Anthony Scelfo, DH/UT	1st Team
	Seth Henry, INF	2nd Team
	Rob Segedin, INF	2nd Team
2009	Sam Honeck, INF	1st Team
	Jeremy Schaffer, C	1st Team
	Josh Prince, INF	2nd Team

CONFERENCE USA ALL-FRESHMAN TEAM

1996	Chad Sutter	C
1998	Andy Cannizaro	INF
1999	Jake Gautreau	INF
	James Jurries	INF
2000	Nick Bourgeois	P/1B/DH
	James Burgess	OF
2001	Michael Aubrey	P/INF
	Tony Giarratano	2B
2002	Gerald Clark	OF
2003	Brian Bogusevic	P/OF
	J.R. Crowel	P
	Billy Mohl	P
2004	Daniel Latham	P
2005	Brad Emaus	3B
	Sean Morgan	P
2006	Warren McFadden	OF
2007	Preston Claiborne	RP
2008	Nick Pepitone	RHP
	Rob Segedin	3B
2009	Jeremy Schaffer	C



John Olagues earned All-SEC honors in 1965 after leading the league with 136 strikeouts.

All-Tournament Honors



NCAA REGIONAL ALL-TOURNAMENT

1982	Eric Lane	C
	John Zelenka	2B
1986	Lou Deiley	C
	Ronald Marigny	2B
	David Smith	OF
1992	Mike Romano	P
1996	Jason Navarro	P
1998	Jason Sparks	OF
1999	Jake Gautreau	3B
	Matt Groff	OF
	Jason Sparks	OF
	Chad Sutter	DH
2001	Michael Aubrey	DH
	Andy Cannizaro	SS
	Joey Charron (MVP)	RP
	Jake Gautreau	3B
	Tony Giarratano	2B
	Jonny Kaplan	OF
	Scott Madden	C
2002	Tony Giarratano	3B
2003	Tony Giarratano	SS
2004	Brian Bogusevic (MVP)	OF
	Brian Bormaster	3B
	J.R. Crowle	P
	Joe Holland	2B
	Tommy Manzella	SS
	Nathan Southard	OF
2005	Brian Bogusevic	LHP/OF
	Greg Dini	C
	Brad Emaus	3B
	Mark Hamilton (MVP)	1B
	Micah Owings	DH
	Nathan Southard	OF
2006	Mark Hamilton	1B
	Cat Everett	SS
	Nathan Southard	OF
2008	Warren McFadden	DH
	Scott Powell	OF

METRO CONFERENCE ALL-TOURNAMENT

1976	R.J. Barrios	INF
	Larry Cabeceiras	OF
	Neal Comarda	INF
	Steve Mura	P
	Gary Roney	DH
	Frank Steele	INF
1977	Barry Butera	INF
	Larry Cabeceiras	DH
	John Foto	OF
	Chuck Melito	INF
	Joe Tkac	P
1978	Chuck Melito	INF
	David Stokes	INF
1979	Brian Butera	OF
	Ken Francingues (MVP)	P
	Chuck Melito	INF
	Joe Morse	C
	Joe Pursell	P
	Bill Vogt	INF
1980	Sam Dozier	DH
1981	Billy Kampen	P
	Karl Scheuermann	OF
	Bill Vogt	INF
1982	Eric Lane	C
	John Zelenka	INF
1983	Gregg Barrios	OF
	Brian Shearman	P
1992	Rick Chanove	2B
	Lance Licciardi	OF
	Mike Romano (MVP)	P
1993	John Livingstone	DH
1994	Brad Burckel	3B
	Brian Gibbs	P
	Blake Martensen	SS
	Carlos Rodriguez	OF
	Larry Schneider, Jr.	C
1995	Craig Brown	OF
	Jason Fitzgerald	OF
	Brian Hughes	C/OF
	Blake Martensen	INF



Tony Giarratano became the first player in Tulane history to earn All-Regional honors on three different occasions and at three different positions.

CONFERENCE USA ALL-TOURNAMENT

1996	Todd Ardoin	RP
	Jack Cressend	P
	Jason Fitzgerald (MVP)	OF
	Mike Pursell	2B
	Chad Sutter	C
1997	Jason Fitzgerald	OF
	Keith Graffagnini	INF
1998	Craig Brown	P
	Keith Graffagnini	INF
	Brian Hughes (MVP)	OF
1999	Andy Cannizaro	INF
	Jake Gautreau	INF
	Matt Groff	OF
	Mickey McKee (MVP)	INF
	Chad Sutter	DH
2001	Jake Gautreau	INF
	Tony Giarratano	INF
	Scott Madden	C
	Barth Melius (MVP)	RP
	Beau Richardson	P
2002	Jonny Kaplan	OF
	Tommy Manzella	SS
2003	Brian Bormaster	C
	Tommy Manzella	2B
	Billy Mohl	P
2005	Brian Bogusevic	LHP/OF
	Brad Emaus	3B
	Micah Owings	RHP
	Nathan Southard (MVP)	OF
2006	Ty Wallace	C
2007	Anthony Scelfo	INF
2009	Josh Prince	INF
200	Nick Boulosa	OF

OTHER ALL-TOURNAMENT HONORS

Air Force Tournament

1979 • David Stokes (3B), Karl Scheuermann (OF), Chuck Melito (1B), Ken Francingues (P)

Baseball Week

1985 • Mike Borgatti (P), Sam Amarena (P), Ronald Marigny (SS), Dan Wagner (OF)

Busch Challenge

1987 • Rob Elkins, DH; 1988 • Gerald Alexander (P), Tookie Spann (OF); 1989 • Darrin Dares, 1B; 1991 Tom Morton (SS), Ivan Zweig (P); 1992 • Carlos Rodriguez (OF), Mike Romano (P)

Dairy Queen Classic

2008 • Sam Honeck (INF), Rob Segedin (INF/P), Aaron Loup (P)

Houston College Classic

2006 • Cat Everett (SS), Billy Mohl (P), Nate Simon (OF)


Hurricane Classic

1984 • Dan Wagner (OF)

Louisiana Classics

1986 • Gary Desjardins (C), Sam Amarena (P)

Tulane Tournament MVPs



Brandon Belanger
2008 WD Showdown



Brian Bogusevic
2004 Oxford Regional




Joey Charron
2001 N.O. Regional




Rob Elkins
1987 Busch Challenge



Jason Fitzgerald
1996 C-USA



Brian Forest
1987 Busch Challenge




Ken Francingues
1979 Air Force
1979 Metro



Mark Hamilton
2005 N.O. Regional




Brian Hughes
1998 C-USA



Eric Lane
1982 Metro
1983 NLE Easter



Mickey McKee
1999a C-USA



Barth Melius
2001 C-USA



Mike Romano
1992 Metro



Nathan Southard
2005 C-USA



Chad Sutter
1997 WD Showdown



Dan Wagner
1984 Cane Classic
1986 Riverside Invite.

NLU Easter Classic

1983 • Brian Migliore (P), John Zelenka (2B), Dan Wagner (OF), Eric Lane (C); 1984 • Camille Lefort (OF), Ronald Marigny (INF)

Rainbow Easter Tournament

1993 • Mike Romano (P)

Riverside Invitational

1982 • Gregg Barrios (OF); 1986 • Ronald Marigny (2B), Chris Rivette (DH), Dan Wagner (OF); 1987 • Ricky Pursell (P), Tookie Spann (OF)

Winn Dixie Showdown

1993 • Mike Romano (P), Scott Sidwell (OF/DH), David Stewart (1B); 1994 • Brian Forest (OF), David Stewart (DH), Todd Dyess (P); 1995 • Clint Allen (1B), Kris Didion (3B), Jason Fitzgerald (OF), Brad Davis (OF), Keith Graffagnini (DH), Scott Bell (P); 1996 • Alex Lontayo (P), Keith Graffagnini (INF), Jason Fitzgerald (OF); 1997 • Jason Navarro (P), Jason Fitzgerald (OF), Michael Johns (SS), Chad Sutter (C); 1998 • Scott Bell (P); 1999 • Andy Cannizaro (SS), Chad Sutter (C); 2000 • Brandon Belanger (P), James Jurries (2B), Mickey McKee (1B)

INTRODUCTION

TULANE STAFF

THE GREEN WAVE

2009 REVIEW

THIS IS TULANE

HISTORY



Team Honors



INTRODUCTION

TULANE STAFF

THE GREEN WAVE

2009 REVIEW

THIS IS TULANE


HISTORY



Seth Henry was named the 2008 MVP after posting a .319 batting average with 18 doubles. A middle infielder, Henry also turned 32 double plays in 2008.

MOST VALUABLE PLAYER

1969	Billy Fitzgerald
1970	Glen Pisarich
1971	Cary Livingston
1972	Cary Livingston
1973	Robert Whitman
1974	John Foto
1975	Steve Mura
1976	Steve Mura
1977	John Foto
	Barry Butera
1978	Mark Maher
1979	Ken Francingues
1980	David Stokes
1981	John Olsen
1982	John Zelenka
1983	Tommy Mathews
1984	Dan Wagner
1985	Dan Wagner
1986	Dan Wagner
1987	Tookie Spann
1988	Tookie Spann
1989	Ronnie Brown
1990	Darryl Gilevich
1991	Ivan Zweig
	Bryan Brown
1992	Mike Romano
	Larry Schneider, Jr.
1993	Larry Schneider, Jr.
1994	David Stewart



Josh Prince earned the team's Outstanding Defensive Player honor in 2008 while playing shortstop for the Green Wave. Prince committed just seven errors while posting 55 putouts and 107 assists.

1995	Brian Hughes
1996	Jason Navarro
1997	Jason Fitzgerald
1998	Brian Hughes
1999	Chad Sutter
2000	Jake Gautreau
2001	Andy Cannizaro
2002	James Jurries
2003	Michael Aubrey
2004	Brian Bogusevic
2005	Micah Owings
2006	Nathan Southard
2007	Tim Guidry
2008	Seth Henry
2009	Sam Honeck

OUTSTANDING HITTER

1979	Chuck Melito
1980	David Stokes
1981	John Olsen
1982	Gregg Barrios
1983	Steve Riley
1984	Dan Wagner
1985	Dan Wagner
1986	John Reich
1987	Tookie Spann
1988	Tookie Spann
1989	Ronnie Brown
1990	Bryan Brown
1991	Bryan Brown
1992	Tom Morton
1993	Larry Schneider, Jr.
1994	Clint Allen
1995	Clint Allen
1996	Jason Fitzgerald
1997	Chad Sutter
1998	Jason Sparks
1999	Jake Gautreau
2000	Jake Gautreau
2001	Andy Cannizaro
2002	James Jurries
2003	Michael Aubrey
2004	Matt Barket
2005	Micah Owings
2006	Mark Hamilton
2007	Tim Guidry
2008	Rob Segedin
2009	Josh Prince

OUTSTANDING PITCHER

1984	Marc Desjardins
1985	Mike Borgatti
1986	Tommy Little
1987	Sam Amarena
1988	Gerald Alexander
1989	Steve Rowley
1990	Chris Smigliani
1991	Ivan Zweig
1992	Mike Romano
1993	Mike Romano
1994	Brian Gibbs
1995	Scott Bell
1996	Jason Navarro
1997	Jason Navarro
1998	Josh Bobbitt
1999	Henry Bonilla
2000	Jared Berkowitz
2001	Joey Charron
2002	Nick Bourgeois
2003	J.R. Crowel
2004	Brian Bogusevic
2005	Micah Owings
2006	Sean Morgan
2007	Shooter Hunt
2008	Shooter Hunt
2009	Conrad Flynn

MILT RETIF

MOST IMPROVED AWARD

1979	Billy Vogt
1980	Sam Dozier
1981	John Zelenka
1982	Eric Lane
1983	Dan Wagner
1984	Chris Rivette
1985	Sam Amarena
1986	Ronald Marigny
1987	Richard Parker
1988	Ronnie Brown
1989	Chris Smigliani
1990	Rick Chanove
1991	Juan Ibieta
1992	Mike Triessi
1993	Brian Gibbs
1994	Clint Allen
1995	Mike Escudier
1996	Keith Graffagnini
1997	Mike Pursell
1998	Mickey McKee
1999	Matt Groff
2000	James Burgess
2001	Jon Kaplan
2002	Turner Brumby
2003	Tony Giarratano
2004	Nathan Southard
2005	Nathan Southard
2006	Warren McFadden
2007	Ty Wallace
2008	Anthony Scelfo
2009	Scott Powell

JIM & JOAN LEBRETON

LEADERSHIP AWARD

1982	Billy Kampen
1983	Scott Murphy
1984	Joe Scheuermann
1985	Camile Lefort
1986	Jim Sexton
1987	Ricky Pursell
1988	Gregg Barrios
1989	Jim Turner
1990	Darryl Gilevich
1991	Rick Chanove
1992	Jeff Blum
1993	Rick Chanove
1994	Scott Sidwell
1995	Brian Hughes
1996	Brian Hughes
1997	Brian Hughes
1998	Brian Hughes
1999	Chad Sutter
2000	Jake Gautreau
2001	Jake Gautreau
2002	Michael Aubrey
2003	Michael Aubrey
2004	Brian Bormaster
2005	Matt Goebel
2006	Nathan Southard
2007	Brandon Gomes
2008	Grayden Griener
2009	Jonathan Garrett

OUTSTANDING DEFENSIVE PLAYER

1987	Troy Mitchell
1988	Lauren Flores
1989	Lauren Flores
1990	Andy Sheets
1991	Steve Shepherd
1992	Brian Forest
1993	Lance Licciardi
1994	Larry Schneider, Jr.
1995	Jason Fitzgerald
1996	Keith Graffagnini
1997	Jason Fitzgerald
1998	Andy Cannizaro



Friday night starter Shooter Hunt was named Outstanding Pitcher of the 2008 club. Hunt was a first-round draft pick of the Minnesota Twins.

1999	Jason Sparks
2000	Nick Herz
2001	Jon Kaplan
2002	Brian Bormaster
2003	Tony Giarratano
2004	Tommy Manzella
2005	Nathan Southard
2006	Nathan Southard
2007	Cat Everett
2008	Josh Prince
2009	Josh Prince

SCHOLASTIC AWARD

1979	Billy Gaudet
1980	Donald Caire
1981	Joe Morse
1982	Gregg Barrios
1983	Gregg Barrios
1984	Steve Riley
	Brian Shearman
1985	John Reich
1986	Gary Desjardins
1987	Troy Mitchell
1988	Donald Herry
1989	Ronnie Brown
1990	Kirk Randazzo
1991	Glenn Scheuermann
1992	Tom Morton
1993	Juan Ibieta
1994	David Stewart
1995	Jared Robinson
1996	Anthony Williams
1997	Marcelo Llorente
1998	Raul Echeverz
1999	Jared Robinson
2000	James Jurries
2001	Turner Brumby
2002	Gerald Clark
2003	Gerald Clark
2004	Tommy Manzella
2005	Tommy Manzella
2006	Matt Goebel
2007	Tim Guidry
2008	Hunter Johnson
2009	Rob Segedin



ALL-TIME DRAFT PICKS

1965			
John Olagues*	RHP	Cincinnati Reds	3rd
David Fletrich*	SS	Cleveland Indians	10th
1966			
John Olagues	RHP	Cleveland Indians	1st
Robert Dearrah	RHP	New York Yankees	25th
1968			
William Fitzgerald*	C	San Francisco Giants	15th
1969			
William Fitzgerald*	C	Atlanta Braves	5th^
William Fitzgerald	C	Oakland Athletics	1st
Wayne Francinques	SS	Chicago White Sox	10th
1973			
Curtis Zimmerman	1B	Cleveland Indians	24th
1976			
Jim Gaudet	C	Kansas City Royals	6th
Steve Mura	RHP	San Diego Padres	2nd
1977			
Barry Butera	INF	Boston Red Sox	14th
Jackie Snell*	LHP	Chicago Cubs	33rd
1978			
Mark Maher	C	Minnesota Twins	7th
1979			
Charles Melito*	1B	Cleveland Indians	8th
Joe Tkac	LHP	Milwaukee Brewers	19th
David Stokes*	3B	Minnesota Twins	7th
1980			
Joey Pursell*	RHP	Baltimore Orioles	12th
Frank Willis	RHP	Kansas City Royals	1st
Brian Butera	OF	Minnesota Twins	4th^
David Stokes	3B	Texas Rangers	13th
1981			
Joey Pursell	RHP	Toronto Blue Jays	1st^
1982			
Eric Lane*	C	Texas Rangers	8th
1983			
Brian Migliore	RHP	California Angels	8th
John Zelenka	2B	Kansas City Royals	25th
Eric Lane	C	San Francisco Giants	9th
1984			
Steve Riley	C	Minnesota Twins	25th
Tommy Mathews	1B	St. Louis Cardinals	15th
1986			
Dan Wagner	OF	Chicago White Sox	16th
Ron Marigny	INF	Detroit Tigers	8th
Gene Harris	RHP	Montreal Expos	5th
Tommy Little	RHP	Seattle Mariners	20th
1987			
Sam Amarena	RHP	Baltimore Orioles	6th
David Smith	OF	Minnesota Twins	5th
Tookie Spann*	3B/OF	Seattle Mariners	10th
Kevin Mmahat	LHP	Texas Rangers	31st
1988			
Tookie Spann	OF	Detroit Tigers	3rd
1989			
Rick Parker	C	California Angels	19th
Steve Rowley	RHP	Texas Rangers	10th
Gerald Alexander	RHP	Texas Rangers	21st
1990			
Marty Posey	C/OF	Texas Rangers	22nd
1991			
Bryan Brown	OF	Boston Red Sox	23rd
1992			
Larry Schneider	C	Cleveland Indians	9th
David Welch	RHP	Cleveland Indians	28th
1993			
Ivan Zweig	RHP	Texas Rangers	39th
Mike Romano	RHP	Toronto Blue Jays	3rd
1994			
Todd Dyess	RHP	Baltimore Orioles	12th
David Stewart	LHP	Philadelphia Phillies	41st
1996			
Jason Navarro*	LHP	New York Mets	27th
1997			
Jason Fitzgerald	OF	Cleveland Indians	1st1%
Jason Navarro	P	St. Louis Cardinals	5th
Michael Johns	SS	Colorado Rockies	19th
Scott Wilson	3B	St. Louis Cardinals	40th
1998			
Mike Pursell	INF	Cleveland Indians	30th
Craig Brown	P/OF	Cleveland Indians	32nd
1999			
Chad Sutter	C	New York Yankees	23rd
2000			
Henry Bonilla	RHP	Minnesota Twins	8th
Mickey McKee	INF	Houston Astros	32nd
2001			
Jake Gautreau	3B	San Diego Padres	1st
Andy Cannizaro	SS	New York Yankees	7th
Matt Groff	OF	Oakland Athletics	28th
2002			
Nick Bourgeois	LHP	Philadelphia Phillies	4th
James Juries	INF	Atlanta Braves	6th
Beau Richardson	LHP	Philadelphia Phillies	34th
2003			

Michael Aubrey	INF	Cleveland Indians	1st
Tony Giarratano	INF	Detroit Tigers	3rd
Jonny Kaplan	OF	Arizona D-backs	12th
Cory Hahn*	RHP	Oakland Athletics	24th
2004			
Wes Swackhamer	INF	St. Louis Cardinals	5th
Brian Bormaster	C	Toronto Blue Jays	26th
Cory Hahn	RHP	Toronto Blue Jays	30th
2005			
Brian Bogusevic	LHP	Houston Astros	1st
Micah Owings	RHP	Arizona Diamondbacks	3rd
Tommy Manzella	SS	Houston Astros	3rd
Greg Dini	C	Los Angeles Angels	12th
2006			
Mark Hamilton	1B	St. Louis Cardinals	2nd
Nathan Southard	OF	St. Louis Cardinals	17th
Billy Mohl*	RHP	Philadelphia Phillies	25th
2007			
Sean Morgan	RHP	Arizona Diamondbacks	4th
Brad Emaus	2B	Toronto Blue Jays	11th
Daniel Latham	RHP	Minnesota Twins	15th
Brandon Gomes	RHP	San Diego Padres	17th
Warren McFadden*	OF	Detroit Tigers	28th
Cat Everett	SS	Houston Astros	44th
2008			
Shooter Hunt	RHP	Minnesota Twins	1st1%
Anthony Scalfo	2B	Tampa Bay Rays	8th
2009			
Josh Prince	SS	Milwaukee Brewers	3rd
Aaron Loup	LHP	Toronto Blue Jays	9th
Sam Haneck	1B	New York Mets	11th

%compensatory pick between 1st and 2nd rounds


1June Secondary Phase ^January Secondary Phase

*did not sign


FREE AGENT SIGNEES

1925			
Carl Lind	INF	Cleveland Indians	
1926			
Eddie Morgan	INF	Cleveland Indians	
1946			
Bobby Brown	INF	New York Yankees	
1949			
Ben Abadie	INF	Boston Braves	
1951			
Al Schroll	RHP	Boston Red Sox	
1966			
David Fletrich	INF	Atlanta Braves	
1983			
Gregg Barrios	OF	Boston Red Sox	
Greg Delaune	OF	Philadelphia Phillies	
1986			
Mike Borgatti	LHP	Baltimore Orioles	
Lou Deiley	C	Houston Astros	
1989			
Ronnie Brown	INF	Chicago Cubs	
1994			
Brad Burckell	INF	Milwaukee Brewers	
1995			
Robbie Conway	RHP	Seattle Mariners	
Kris Didion	INF	Kansas City Royals	
1996			
Jack Cressend	RHP	Boston Red Sox	
1998			
Scott Bell	RHP	Los Angeles Dodgers	
Josh Bobbitt	LHP	Texas Rangers	
Keith Graffagnini	INF	Seattle Mariners	
Alex Lontayo	LHP	Atlanta Braves	
Jake Whitfield	LHP	Minnesota Twins	
2000			
Brandon Belanger	RHP	San Diego Padres	
Dan O'Gara	RHP	Milwaukee Brewers	
2002			
Steve Shirley	INF	San Diego Padres	
2003			
Andrew Corona	RHP	San Diego Padres	
2004			
Joey Charron	LHP	Toronto Blue Jays	
2005			
Scott Madden	C/1B	St. Louis Cardinals	
2008			
Aja Barto	OF	Texas Rangers	
Warren McFadden	OF	Kansas City Royals	
2009			
Seth Henry	INF	Tampa Bay Rays	
Jonathan Garrett	RHP	Los Angeles Angels of Anaheim	

TULANE FIRST ROUND DRAFT PICKS




Frank Willis
Kansas City Royals
1980
16th Overall




Jason Fitzgerald
Cleveland Indians
1997
41st Overall
(sandwich pick)



Jake Gautreau
San Diego Padres
2001
14th Overall



Michael Aubrey
Cleveland Indians
2003
11th Overall



Brian Bogusevic
Houston Astros
2005
24th Overall



Shooter Hunter
Minnesota Twins
2008
31st Overall

INTRODUCTION

TULANE STAFF

THE GREEN WAVE

2009 REVIEW

THIS IS TULANE

HISTORY



Tulane in the Majors

INTRODUCTION


TULANE STAFF

THE GREEN WAVE

2009 REVIEW

THIS IS TULANE

HISTORY




GERALD ALEXANDER

RHP • Tulane, 1987-89
Texas Rangers • 1990-92

A 21st-round draft choice by Texas in 1989, Gerald Alexander made the majors in just his second professional season. After appearing in three games without a decision in 1990, Alexander played a full season with the Rangers in 1991 when he posted a 5-3 record with 50 strikeouts and limiting opponents to a .231 batting average. He ranked sixth on the squad with 89.1 innings pitched, and started nine of his 30 appearances. An injury derailed his 1992 campaign, and the Rangers traded him to Cleveland. Alexander would play in the minors, but would never return to the big leagues.

Year	Team	League	ERA	W	L	Sv	GP	IP	H	R	ER	BB	K	O/Avg.
1990	Texas	AL	7.71	0	0	0	3	7.0	14	6	6	5	8	.358
1991	Texas	AL	5.24	5	3	0	30	89.1	93	56	52	48	50	.231
1992	Texas	AL	27.00	1	0	0	3	1.2	5	5	5	1	1	.417
3-Year MLB Totals			5.79	6	3	0	36	98.0	112	67	63	54	59	.247




MICHAEL AUBREY

1B • Tulane, 2001-03
Cleveland Indians • 2008, Baltimore Orioles • 2009

Drafted by the Cleveland Indians in the 1st round (11th pick) of the 2003 amateur draft, Michael Aubrey split the 2007 season between High-A Kingston and Double-A Akron where he hit a combined .277 with 16 doubles, 12 home runs and 45 RBI... hit .248 with 11 doubles, seven home runs and 34 RBI in Akron... made his MLB debut on May 17, 2008 against Cincinnati... traded to Baltimore in August of 2009, he played in 31 games for the Orioles with four home runs and 14 RBI in 90 at bats.

Year	Team	League	Avg.	GP	AB	R	H	2B	3B	HR	RBI	SB
2008	Cle.	AL	.200	15	45	2	9	0	0	2	3	0
2009	Bal.	AL	.289	31	90	12	26	7	0	4	14	0
2-Year MLB Totals			.259	46	135	14	35	7	0	6	17	0




BOBBY BROWN

INF • Tulane, 1945
New York Yankees • 1946-52, 1954
American League President • 1983-91

Known as "The Tulane Tornado" and "Belkin Bobby", Bobby Brown went on to have a successful career both as a player with the New York Yankees and as an administrator, serving as the American League President from 1983-91. Brown attended the Tulane School of Medicine in the winter while playing baseball with the Yankees during the spring from 1946-54. On the field, he was a feared hitter who always came up big in big games. A career .279 hitter with 22 home runs and 237 RBI,

Brown tallied a .439 batting average in 17 World Series games. Brown hung up his spikes following the 1954 season and began a successful medical practice until his return to baseball as the AL president in 1983. As president of the junior circuit, Brown served as a member of the Players Relations Committee and on several managing committees in the baseball structure until his retirement in 1991.

Year	Team	League	Avg.	GP	AB	R	H	2B	3B	HR	RBI	SB
1946	NY	AL	.333	7	24	1	8	1	0	0	1	0
1947	NY	AL	.300	69	150	21	45	6	1	1	18	0
1948	NY	AL	.300	113	363	62	109	19	5	3	48	0
1949	NY	AL	.283	104	343	61	97	14	4	6	61	4
1950	NY	AL	.267	95	277	44	84	15	2	6	51	3
1951	NY	AL	.268	103	313	44	84	15	2	6	51	1
1952	NY	AL	.247	29	89	6	22	2	0	1	14	1
1954	NY	AL	.217	28	60	5	13	1	0	1	7	0
8-Year MLB Totals			.279	548	1619	233	452	62	14	22	237	9




ANDY CANNIZARO

SS • Tulane, 1998-2001
New York Yankees • 2006 Tampa Bay Rays • 2008

Drafted in the 12th round by the New York Yankees in 2001, Andy Cannizaro was called up late during the 2006 season. Cannizaro made his Yankee debut as a defensive replacement on Sept. 5 vs. Kansas City and got a hit in his first big-league at-bat on Sept. 8 against the Orioles. Cannizaro hit a home run and scored three runs against the Tampa Bay Devil Rays on Sept. 25. After signing with the Tampa Bay Rays for 2008, he appeared in one MLB game before he was traded to Cleveland in August. After being traded to the Chicago White Sox, Cannizaro retired following the 2009 season.

Year	Team	League	Avg.	GP	AB	R	H	2B	3B	HR	RBI	SB
2006	NY	AL	.250	13	8	5	2	0	0	0	1	0
2008	TB	AL	.000	1	1	0	0	0	0	0	0	0
2-Year MLB Totals			.222	14	9	5	2	0	0	0	1	0




JACK CRESSEND

RHP • Tulane, 1994-96
Minnesota Twins • 2000-02 Cleveland Indians • 2003-04

Jack Cressend played five seasons in the Major Leagues for two different teams. Originally signed as a rookie free agent by the Boston Red Sox in 1996, he was signed off waivers by the Minnesota Twins in 1999. After one season in their farm system, Cressend made his MLB debut on Aug. 26, 2000 vs. the Detroit Tigers. In his second season, Cressend posted a 3-2 mark with a career-high 40 strikeouts in 56.1 innings of work. An arm injury derailed his 2002 season, and the Slidell, La., spent the final two

seasons of his pro career with the Cleveland Indians.

Year	Team	League	ERA	W	L	Sv	GP	IP	H	R	ER	BB	K	O/Avg.
2000	Minn.	AL	5.27	0	0	0	11	13.2	20	8	8	6	6	.364
2001	Minn.	AL	3.67	3	2	0	44	56.1	50	24	23	16	40	.237
2002	Minn.	AL	7.11	0	0	0	3	6.1	10	7	5	1	8	.357
2003	Cle.	AL	2.51	2	1	0	33	43.0	40	12	12	9	28	.229
2004	Cle.	AL	6.32	0	1	0	11	15.2	22	11	11	10	8	.416
5-Year MLB Totals			4.20	5	5	0	122	160.2	172	80	75	60	104	.342



JIM GAUDET

C • Tulane, 1974-76
Kansas City Royals • 1978-79

A career minor-leaguer, Jim Gaudet got a pair of call-ups during his professional career. A sixth-round pick of Kansas City in the 1976 draft, Gaudet played in six major league games with the Royals - three in 1978 and another three in 1979. His MLB debut came on Sept. 10, 1978. In 14 career at-bats, Gaudet tallied just one base hit but proved to be a solid backstop with 27 putouts and one assist.

Year	Team	League	Avg.	GP	AB	R	H	2B	3B	HR	RBI	SB
1978	KC	AL	.000	3	8	0	0	0	0	0	0	0
1979	KC	AL	.167	3	6	0	1	0	0	0	0	0
2-Year MLB Totals			.071	6	14	0	1	0	0	0	0	0




TONY GIARRATANO

SS • Tulane, 2001-03
Detroit Tigers • 2005-06

A third-round pick of Detroit in 2003, Tony Giarratano got his first taste of Major League Baseball with a midseason call-up in 2005. Giarratano made his big-league debut on June 1 and made an immediate impression by going 2-for-3, driving in the tying run and scoring the winning run. Defensively, he posted 16 putouts and 40 assists while helping the Tigers turn five double plays. Giarratano spent most of the 2006 season with the Double-A Erie Sea Wolves, but was called up to the parent organization for the latter half of the season and placed on the injured reserve list. He sat out the 2007 season

recovering from shoulder surgery.

Year	Team	League	Avg.	GP	AB	R	H	2B	3B	HR	RBI	SB
2005	Detroit	AL	.143	15	42	4	6	0	0	1	4	1




GENE HARRIS

RHP • Tulane, 1986
Montreal Expos • 1989 Seattle Mariners • 1989-92
San Diego Padres • 1992-94 Detroit Tigers • 1994
Philadelphia Phillies • 1995 Baltimore • 1995

Drafted by the Montreal Expos in 1986, Gene Harris played seven seasons as a relief pitcher in the major leagues with six different teams. He made his major-league debut with the Expos in 1989 and was traded later that season to Seattle. Harris spent three seasons with the Mariners before being traded to the San Diego Padres during the 1992 season. Harris would post career-highs with the Padres in 1993 with six wins and 23 saves in a career-best 59.1 innings of work. In 1994, Harris spent the '94 season with the Tigers, and finished his career in 1995 with stops in Philadelphia and Baltimore.

Year	Team	League	ERA	W	L	Sv	GP	IP	H	R	ER	BB	K	O/Avg.
1989	Montreal	NL	4.95	1	1	0	11	20.0	16	11	11	10	11	.242
1989	Seattle	AL	6.48	1	4	1	10	33.1	47	27	24	15	14	.353
1990	Seattle	AL	4.74	1	2	0	25	38.0	31	25	20	30	43	.217
1991	Seattle	AL	4.05	0	0	1	8	13.1	15	8	6	10	6	.273
1992	Seattle	AL	7.00	0	0	0	8	9.0	8	7	7	6	6	.235
1992	SD	NL	2.95	0	2	0	14	21.1	15	8	7	9	19	.195
1993	SD	NL	3.03	6	6	23	59	59.1	57	27	20	37	39	.256
1994	SD	NL	8.03	1	1	0	13	12.1	21	11	11	8	9	.389
1994	Detroit	AL	7.15	0	0	1	11	11.1	13	10	9	4	10	.271
1995	Phil.	NL	4.26	2	2	0	21	19.0	19	9	9	8	9	.260
1995	Bal.	AL	4.50	0	0	0	3	4.0	4	2	2	1	4	.267
7-Year MLB Totals			4.71	12	18	26	183	241.0	246	145	126	138	170	.267




CARL LIND

INF • Tulane, 1923-25
Cleveland • 1927-30

The first Green Wave player to ever reach the major leagues, Carl Lind played his entire career with the Cleveland organization. He debuted with the MLB club in September 1927, and with Hall of Famer Joe Sewell entrenched at short, Lind won the second base job for the 1928 season. He played in every game that year, cranking out 191 hits (6th in the American League), 42 doubles (5th) and led the Indians with 102 runs scored. In the field, he was nothing short of brilliant in leading all AL second basemen with 390 putouts, 116 double plays and 6.1 chances per game. A postseason illness put an end to the glory and cut short Lind's career. He would play another two years with Cleveland, but was never a regular again.

Year	Team	League	Avg.	GP	AB	R	H	2B	3B	HR	RBI	SB
1927	Cle.	AL	.135	12	37	2	5	0	0	0	1	1
1928	Cle.	AL	.294	154	650	102	191	42	4	1	54	8
1929	Cle.	AL	.240	66	225	19	54	8	1	0	13	0
1930	Cle.	AL	.246	24	69	8	17	3	0	0	6	0
4-Year MLB Totals			.272	256	981	131	267	53	5	1	74	9

Tulane in the Majors




TOMMY MANZELLA

INF • Tulane,
Houston Astros • 2009

Taken in the third round of the 2005 draft by the Houston Astros, Manzella's 2009 season with Round Rock of the Triple A Pacific Coast League earned him a promotion to the big leagues in September of 2009. Manzella hit .289 in 133 games in Round Rock with 31 doubles, five triples, nine home runs and 56 RBI. He made his major league debut on Sept. 8 as a pinch runner and picked up his first career hit in a win over the Pirates on Sept. 11. He appeared in seven games for the Astros with one hit in five at bats. He compiled three assists and one put out at shortstop in eight innings defensively.

Year	Team	League	Avg.	GP	AB	R	H	2B	3B	HR	RBI	SB
2009	Hou.	NL	.200	7	5	0	1	0	0	0	0	0




KEVIN MMAHAT

LHP • Tulane, 1984-86
New York Yankees • 1989

A 31st-round draft pick of the Texas Rangers in 1987, Kevin Mmahat played one year in the majors with the New York Yankees. He was acquired by the Bronx Bombers on June 20, 1988, and made his big-league debut on Sept. 9, 1989. Mmahat split the 1989 season between Albany (5-1, 1.58 ERA, 48 K, 51.0 IP) and Columbus (3-4, 3.84 ERA) before earning a late-season call-up with the Yankees where he would appear in four games, including two starts, post an 0-2 record and strike out three in 7.2 innings of work.

Year	Team	League	ERA	W	L	Sv	GP	IP	H	R	ER	BB	K	O/Avg.
1989	NY	AL	12.91	0	2	0	4	7.2	13	12	11	8	3	.295




EDDIE MORGAN

INF • Tulane 1923-26
Cleveland Indians • 1928-33
Boston Red Sox • 1934

One of the most successful major league hitters to ever come out of Tulane, Eddie Morgan enjoyed a seven-year career in the big leagues where he played with the Cleveland Indians and Boston Red Sox. Morgan joined the Indians in 1928 where he would hit over .300 for the next four years. Playing out of position as an outfielder his first two big-league seasons, Morgan became the regular first baseman in 1930 and finished fifth in the American League with a .601 slugging percentage while

leading the team with 122 runs, 26 home runs and 136 RBI. The following season, Morgan hit a career-high .351 to lead the Indians. After playing in just 39 games for Cleveland in 1933, Morgan went to Boston in 1934 before retiring at the end of the season.

Year	Team	League	Avg.	GP	AB	R	H	2B	3B	HR	RBI	SB
1928	Cle.	AL	.313	76	265	42	83	24	6	4	54	5
1929	Cle.	AL	.318	93	318	60	101	19	10	3	37	4
1930	Cle.	AL	.349	150	584	122	204	47	11	26	136	8
1931	Cle.	AL	.351	131	462	87	162	33	4	11	86	4
1932	Cle.	AL	.293	144	532	96	156	32	7	4	68	7
1933	Cle.	AL	.264	39	131	10	32	3	3	1	13	1
1934	Bos.	AL	.267	138	528	95	141	28	4	3	79	7
7-Year MLB Totals			.313	771	2810	512	879	186	45	52	473	36



STEVE MURA

RHP • Tulane 1974-76
San Diego Padres • 1978-81
St. Louis Cardinals • 1982
Chicago White Sox • 1983
Oakland • 1985

The first Tulane pitcher to make it to the major leagues, Steve Mura had a solid seven seasons in the major leagues where he finished with a career 4.00 ERA. Drafted by San Diego in the second round of the 1976 draft, Mura joined the Padres for five games in 1978. He served as a set-up man for the Padres in 1979, and became a regular in the rotation the next two seasons when he started a combined 45 games. Mura joined the St. Louis Cardinals for the 1982 season and posted career highs with 12 wins in 184.1 innings. Mura played in six games with the Chicago White Sox in 1983, was out of the majors in 1984, but came back for one more solid season in 1985 when he appeared in 23 games with 10 starts for the Oakland Athletics.

Year	Team	League	ERA	W	L	Sv	GP	IP	H	R	ER	BB	K	O/Avg.
1978	SD	NL	11.74	0	2	0	5	7.2	15	10	10	5	5	.441
1979	SD	NL	3.08	4	4	2	38	73.0	57	30	25	37	59	.217
1980	SD	NL	3.68	8	7	2	37	168.2	149	74	69	86	109	.246
1981	SD	NL	4.28	5	14	0	23	138.2	156	72	66	50	70	.285
1982	St.L	NL	4.05	12	11	0	35	184.1	196	89	83	80	84	.278
1983	Chi.	AL	4.38	0	0	0	6	12.1	13	11	6	6	4	.260
1985	Oak.	AL	4.13	1	1	1	23	48.0	41	25	22	25	29	.225
7-Year MLB Totals			4.00	30	39	5	167	632.2	627	311	281	289	360	.263



MICAH OWINGS


RHP • Tulane 2005
Arizona Diamondbacks • 2007

Tulane's most recent Major Leaguer, Micah Owings enjoyed a solid rookie season on the mound in 2007 but made an even more impressive mark at the plate. After earning the D-backs No. 5 spot in the rotation, Owings made his MLB debut on April 6 and earned the victory with 5.0 shutout innings at Washington. For the year, Owings went 8-8 with a 4.30 ERA and 106 strikeouts in 152.2 innings. At the plate, Owings claimed the pitchers' Louisville Slugger's Silver Slugger Award after hitting .333 with four home runs and 15 RBI. He went 4-for-5 with a pair of homers, a double, four runs scored and six RBI in Atlanta on Aug. 18, and made history on Sept. 27 in Pittsburgh when he

tossed 6.1 scoreless innings while going 4-for-4 with three doubles and three RBI — becoming the first pitcher since Whitey Ford of the Yankees in 1963 to collect two four-hit games in a season.

Year	Team	League	Avg.	GP	AB	R	H	2B	3B	HR	RBI	SB
2007	Ariz.	NL	.333	34	60	9	20	7	1	4	15	0
2008	Ariz./Cin.	NL	.304	39	56	7	17	3	0	1	6	0
2009	Cin	NL	.259	39	54	7	14	4	1	3	10	0
3-Year Totals			.300	112	184	23	51	14	2	8	31	0

Year	Team	League	ERA	W	L	Sv	GP	IP	H	R	ER	BB	K	O/Avg.
2007	Ariz.	NL	4.30	8	8	0	29	152.2	146	81	73	50	106	.253
2008	Ariz./Cin.	NL	5.93	6	9	0	22	104.2	104	73	69	41	87	.256
2009	Cin.	NL	5.34	7	12	1	26	119.2	126	75	71	64	68	.272
3-Year Totals			5.09	21	29	1	77	376.0	376	239	213	155	261	.260




MIKE ROMANO

RHP • Tulane, 1991-93
Toronto Blue Jays • 1999

Tulane's all-time strikeouts and innings pitched leader, Mike Romano joined the Toronto Blue Jays organization in 1993 and made his MLB debut on Sept. 5, 1999. That year, he would appear in three games and tally three strikeouts in 5.1 innings of work. Following his brief stint in Toronto, Romano went on to star in the Mexican League where he was ranked among the leaders in wins, strikeouts and innings from 2000-2002. From there, he was signed by the Atlanta Braves organization, and spent the next two years with the Triple-A Richmond Braves. In 2005, Romano moved to Japan where he played for the

Hiroshima Toyo Carp.

Year	Team	League	ERA	W	L	Sv	GP	IP	H	R	ER	BB	K	O/Avg.
1999	Tor.	AL	11.81	0	0	0	3	5.1	8	8	7	5	3	.286



FRANK WILLS

RHP • Tulane, 1978-80
Kansas City Royals • 1983-84
Seattle Mariners • 1985
Cleveland Indians • 1987
Toronto Blue Jays 1988-90

The first Tulane player selected in the first round of the draft, Frank Wills had the longest major league career of any Green Wave player to date with nine seasons at the big-league level. Selected 16th overall by Kansas City in the 1980 draft, Wills played two seasons with the Royals before going to Seattle for the 1985 season. In his lone year as a full-time starter, Wills started 18 of the 24 games he appeared in, tallying five wins and a save in a career-best 123.0 innings of work. Wills spent the 1984 and 1985 seasons with Cleveland before ending his career with a three-year stint with the Toronto Blue Jays.

Year	Team	League	ERA	W	L	Sv	GP	IP	H	R	ER	BB	K	O/Avg.
1983	KC	AL	4.15	2	1	0	6	34.2	35	17	16	15	23	.259
1984	KC	AL	5.11	2	3	0	10	37.0	39	21	21	13	21	.271
1985	Seattle	AL	6.00	5	11	1	24	123.0	122	85	82	68	67	.266
1986	Cle.	AL	4.91	4	4	4	26	40.1	43	23	22	16	32	.272
1987	Cle.	AL	5.06	0	1	1	6	5.1	3	3	3	7	4	.176
1988	Tor.	AL	5.23	0	0	0	10	20.2	22	12	12	6	19	.272
1989	Tor.	AL	4.73	6	4	0	44	99.0	101	54	52	38	72	.266
1990	Tor.	AL	16.62	0	1	0	4	4.1	8	8	8	5	2	.421
8-Year MLB Totals			5.06	22	26	6	154	435.2	438	254	245	198	281	.264

INTRODUCTION

TULANE STAFF

THE GREEN WAVE

2009 REVIEW

THIS IS TULANE

HISTORY



Tulane in the Minors

INTRODUCTION

TULANE STAFF

THE GREEN WAVE

2009 REVIEW

THIS IS TULANE

HISTORY

AJA BARTO

OF • Tulane, 2005-07

Texas Rangers Organization

After hitting .280 with a .396 on-base and .462 slugging percentage in Rookie ball in 2008, Barto spent 2009 with three Class-A clubs (Bakersfield, Spokane and Hickory). Hit .263 with Spokane with seven home runs and six doubles in 190 at bats. Totaled nine home runs and 33 RBI on the season.

Team	League	Avg.	GP	AB	R	H	2B	3B	HR	RBI	SB	O
BAK	CAL	.200	8	25	2	5	1	0	1	2	0	
SPO	NOR	.263	52	190	27	50	6	3	7	27	8	
HIC	SAL	.190	15	58	6	11	1	0	1	4	2	
Totals	---	.242	75	273	35	66	8	3	9	33	10	

BRIAN BOGUSEVIC

OF • Tulane, 2003-05

Houston Astros Organization

Split the 2007 season between High-A Salem and Double-A Corpus Christi where he posted a combined 10-8 record, 4.61 ERA, 108 strikeouts and .296 opponent batting average... Moved to OF for the 2008 season, and hit .371 in 42 games for Corpus Christi.

Team	League	Avg.	GP	AB	R	H	2B	3B	HR	RBI	SB	O
RR	PCL	.271	138	520	68	141	25	3	6	53	22	
Totals	---	.271	138	520	68	141	25	3	6	53	22	

HENRY BONILLA

RHP • Tulane, 1999-2000

Los Angeles Angels of Anaheim Organization

Started 29 games for the Salt Lake Bees in 2007... led the team in games started and wins (12) while ranking second in innings pitched (165.0) and strikeouts (90)... Pitched out of the bullpen in 2008, where he recorded three saves for Salt Lake. Moved on to Dodgers organization for 2009, where he again pitched out of the bullpen in the Pacific Coast League, this time for Albuquerque.

Team	League	ERA	W	L	Sv	GP	IP	H	R	ER	BB	KO/Avg.
ALB	PCL	6.03	3	11	3	41	77.2	90	55	52	29	59
Totals	---	4.67	5	2	3	51	71.1	70	45	37	33	.255

BRAD EMAUS

2B • Tulane, 2005-07

Toronto Blue Jays Organization

After a spending 2007 and 2008 in Single-A, Emaus hit .253 with 10 home runs and 67 RBI in 137 games at Double-A New Hampshire of the Eastern League in 2009.

Team	League	Avg.	GP	AB	R	H	2B	3B	HR	RBI	SB	O
NH	EL	.253	137	505	67	128	28	2	10	67	10	

JONATHAN GARRETT

LHP • Tulane, 2008-09

Los Angeles Angels of Anaheim Organization

Signed as an amateur free agent in 2009. In 22 games with Orem of the Rookie-ball Pioneer League, Garrett posted a 4.06 ERA with a 5-1 record, striking out 28 against just nine walks in 37.2 innings out of the bullpen.

Team	League	ERA	W	L	Sv	GP	IP	H	R	ER	BB	KO/Avg.
ORM	PIO	4.06	5	1	2	22	37.2	46	22	17	9	28
Totals	---	4.06	5	1	2	22	37.2	46	22	17	9	.291

BRANDON GOMES

RHP • Tulane, 2003, 2005-07

San Diego Padres Organization

Continued his climb through the Padres organization. Following a Low-A season of 2.89 ERA in 28 innings out of the bullpen, he was promoted to High A in 2008 where he logged a 3.49 ERA in 56.2 innings at Fort Wayne. In 2009, Gomes turned in a 2.62 ERA for San Antonio of the Double-A Texas League, with three saves and 100 strikeouts in 72 innings pitched.

Team	League	ERA	W	L	Sv	GP	IP	H	R	ER	BB	KO/Avg.
SA	TL	2.62	4	1	3	65	72.0	54	27	21	28	199

MARK HAMILTON

1B • Tulane, 2004-06

St. Louis Cardinals Organization

Split time between Double-A Springfield and Triple-A Memphis, combining for a .307 average with 14 home runs, 47 RBI and 22 doubles for a .401 on-base percentage and .927 OPS (on-base plus slugging)... Added to St. Louis 40-man roster in November of 2009.

Team	League	Avg.	GP	AB	R	H	2B	3B	HR	RBI	SB	O
SPR	TEX	.307	48	163	26	50	11	0	8	28	0	
MEM	PCL	.308	46	130	22	40	11	0	6	19	0	
Totals	---	.307	94	293	48	90	22	0	14	41	0	

SETH HENRY

2B • Tulane, 2006-09

Tampa Bay Rays Organization

Played 39 games of Rookie ball for Princeton of the Appalachian League, with eight doubles, and 12 RBI. Recorded six steals in seven attempts with a triple and a home run.

Team	League	Avg.	GP	AB	R	H	2B	3B	HR	RBI	SB	O
PRN	APP	.205	39	117	23	24	8	1	1	12	6	
Totals	---	.205	39	117	23	24	8	1	1	12	6	

SAM HONECK

1B • Tulane, 2008-09

New York Mets Organization

After being drafted by the Mets in the 2009 draft, Honeck spent the season at Class A Brooklyn. Honeck got off to a hot start, earning a spot on the New York Penn All-Star team, with a .270 average before he settled in at a .250 mark with 10 doubles.

Team	League	Avg.	GP	AB	R	H	2B	3B	HR	RBI	SB	O
BRK	NYP	.250	65	236	24	59	10	0	1	29	0	

Totals --- .250 65 236 24 59 10 0 1 29 0

SHOOTER HUNT

RHP • Tulane, 2007-08

Minnesota Twins Organization

After sporting a 3.58 ERA in 2008 between two clubs in the Twins organization, Hunt was limited to 32 innings in 2009 while being plagued with a groin injury. Pitched 15.0 innings for the Gulf Coast League Twins with a 0-4 record and eight strikeouts. Tossed 17.2 innings for Beloit of the Midwest League before being shut down for the season in July.

Team	League	ERA	W	L	Sv	GP	IP	H	R	ER	BB	KO/Avg.
BEL	MID	10.70	0	1	0	7	17.2	15	23	21	33	18
TWI	GCL	9.60	0	4	0	7	15.0	10	16	16	25	8
Totals	---	10.19	0	5	0	14	32.2	25	39	37	58	.225

AARON LOUP

LHP • Tulane, 2008-09

Toronto Blue Jays Organization

A 2009 draft pick, Loup appeared in 13 games out of the bullpen for the GCL Blue Jays. He posted a 3.86 ERA for a 2-1 record with 19 strikeouts opposite just three walks.

Team	League	ERA	W	L	Sv	GP	IP	H	R	ER	BB	KO/Avg.
BLU	GCL	3.86	2	1	0	13	16.1	17	9	7	3	19
Totals	---	3.86	2	1	0	13	16.1	17	9	7	3	.19

TOMMY MANZELLA

SS • Tulane, 2002-05

Houston Astros Organization

Played 133 games for Triple-A Round Rock before being promoted to The Show on Sept. 7... Hit .293 in Round Rock with 31 doubles, nine home runs, 56 RBI and 12 stolen bases. Made his major league debut on Sept. 8 as a pinch runner. Collected his first major league hit on Sept. 11 against Pittsburgh.

Team	League	Avg.	GP	AB	R	H	2B	3B	HR	RBI	SB	O
RR	PCL	.289	133	530	68	153	31	5	9	56	12	

SEAN MORGAN

RHP • Tulane, 2005-07

Arizona Diamondbacks Organization

Appeared in 23 games with seven starts for South Bend of the Class A Midwest League in 2009. Morgan posted a 2-2 record, 4.19 ERA, with 50 strikeouts against 25 walks in 58 innings pitched.

Team	League	ERA	W	L	Sv	GP	IP	H	R	ER	BB	KO/Avg.
SB	MID	4.19	2	2	0	23	58.0	58	35	27	25	50
Totals	---	4.19	2	2	0	23	58.0	58	35	27	25	.261

JOSH PRINCE

SS • Tulane, 2008-09

Milwaukee Brewers Organization

A third-round draft pick, Prince debuted with Helena of the Pioneer league in 2009 and hit .298 with a .426 on-base percentage and 26 steals in 36 games to earn a promotion to Wisconsin of the Class-A Midwest League. With the Timber Rattlers, Prince posted 12 steals, five doubles. Totaled 38 steals in 50 attempts on the year.

Team	League	Avg.	GP	AB	R	H	2B	3B	HR	RBI	SB	O
HEL	PIO	.298	36	141	32	42	5	1	0	8	26	
WIS	MID	.221	31	122	18	27	5	0	1	10	12	
Totals	---	.262	67	263	50	69	10	1	1	18	38	

ANTHONY SCELFO

OF/INF • Tulane, 2006-08

Tampa Bay Rays Organization

Began his professional career with Class-A Hudson Valley in 2008 and hit .281 with 11 doubles, four home runs and 24 RBI. He led the New York-Penn League in triples (eight) and was named a NYPL All-Star. In 2009, hit .244 for Class-A Bowling Green, with eight homers, 18 doubles and five triples in 125 games.

Team	League	Avg.	GP	AB	R	H	2B	3B	HR	RBI	SB	O
BG	SAL	.244	125	484	61	118	18	5	8	52	12	

ALL TULANE PRO PLAYERS

Name	Pos.	Tulane	Pro	High Level	Organizations
Ben Abadie	INF	1947-49	1949-51	B	BOS (Braves)
Gerald Alexander	RHP	1987-89	1989-93	MLB	TEX, CLE
Sam Savatara	RHP	1984-87	1987-88	A	BAL
Michael Aubrey	INF	2001-03	2003	MLB	CLE, BAL
Gregg Barrios	OF	1981-83	1984-86	A	BOS
Aja Barto	OF	2006-08	2008	A	TEX
Brandon Belanger	RHP	1999-2000	2000-01	A	SD
Scott Bell	RHP	1995-98	1998-99	A	LAD
Josh Bobbitt	LHP	1998	1998	R	TEX
Brian Bogusevic	LHP	2003-05	2005	AAA	HOU
Henry Bonilla	RHP	1999-2000	2000	MLB	MIN, LAA, LAD
Mike Borgetti	LHP	1983-86	1986-1990	AA	BAL, CLE
Brian Bormaster	C	2002-04	2004-07	AAA	TOR
Nick Bourgeois	LHP	2000-02	2002-05	AA	PHI, SEA
Bryan Brown	OF	1989-91	1991-1993	AA	BOS
Craig Brown	P/OF	1995-98	1998-99	A	CLE
Bobby Brown	INF	1972-1985	1985	MLB	TOR, NYY, SEA, SD
Ronnie Brown	INF	1987-89	1989	R	CHC
Brad Burckel	INF	1992-94	1994-95	A	MIL
Barry Butera	INF	1975-77	1977-80	AAA	BOS
Brian Butera	OF	1976-79	1980	A	MIN
Andy Cannizaro	SS	1998-2001	2001-09	AAA	NY, CLE, TB, CWS
Joey Charron	LHP	2001-04	2004	R	TOR
Robbie Conway	RHP	1994-95	1995	A	SEA
Andrew Corona	RHP	2001-02	2003	A	SD
Jack Cressend	RHP	1994-96	1996-2005	MLB	BOS, MIN, CLE
Lou Deiley	C	1985-86	1986-90	AA	HOU

Greg Delaune	OF	1980-82	1983	R	PHI
Kris Didion	INF	1995	1996	R	KC
Greg Dini	C	2004-05	2005-07	A	LAA
Todd Dyess	RHP	1992-94	1994-97		



Tulane and Team USA

In the last decade, Green Wave players have become a regular on the nation's most elite team - Team USA. Since 1991, seven Tulane players have represented their country as members of the national team:

Michael Aubrey

Member of the Junior National Team as a high school senior. Made the collegiate National Team in 2001 and again in 2002. He posted a 2.53 ERA through 10 2/3 innings of work in 2000, In 2001, Aubrey hit .233 with two home runs, two doubles, a triple and eight RBI while also pitching one shutout inning. He earned 2002 USA Baseball Athlete of the Year honors after hitting .405 with six home runs and 26 RBI.

James Jurries

Invited to join the National team in 1996 and 1999 but did not participate due to injury

Jake Gautreau

Hit .348 with four home runs and 20 RBI in 2000 to be named the Best Hitter Award winner. Earned Home Run King Honors from the 2000 Honkbal Tournament in Haarlem, Netherlands.

Anthony Giarratano

National Team in 2001, he started at shortstop and second base until dislocating his non-throwing shoulder seven games into the season. Hit .250 (5-for-20) with one RBI and a pair of walks before being injured and helped Team USA to a 7-2 win over Japan in Okinawa by collecting four of the team's 10 hits. He also participated in the 2006 World Baseball Classic for Italy.

Nick Pepitone

Threw 14 innings of scoreless baseball, allowing just two hits combined in the 37th USA vs. Japan Collegiate All-Star Championship and the 2009 World Baseball Challenge in Prince George, British Columbia.

Chad Sutter

Invited to join the National team in 1996 and 1999 but did not participate due to injury.

Ivan Zweig

The first Green Wave player to don the Red, White and Blue back in 1991. He compiled a 2-1 record with a 4.50 ERA in 12 innings pitched with 14 strikeouts in two starts.



Head Coach Rick Jones


In July of 2008, Tulane head coach Rick Jones was named the head coach of the United States Collegiate National Team for the summer of 2009.

Jones guided Team USA to the championship of the 2009 World Baseball Challenge, as th Red, White & Blue recorded a 5-1 record in Prince George, British Columbia. Team USA posted wins over Bahamas, Canada and Germany.


Jones also coached Team USA in the 37th USA vs. Japan Collegiate All-Star Championship.



Ivan Zweig
Team USA 1991



Jake Gautreau
Team USA 2000



Michael Aubrey
Team USA 2001-02



Nick Pepitone
Team USA 2001-02

INTRODUCTION

TULANE STAFF

THE GREEN WAVE

2009 REVIEW

THIS IS TULANE

HISTORY

NCAA Postseason History



1982 SOUTH REGIONAL

New Orleans, La. • Host: UNO

With its first 40-win season under its belt, Tulane won its first NCAA postseason contest, an 11-5 victory over Jackson State, but a pair of losses to host UNO ended the Green Wave's season at 41-16.

After coming back from a 4-1 deficit and later tying the score at 5-all, the Green Wave dropped a heartbreaker to the Privateers in a 7-5 game-one loss as UNO's Augi Schmidt and Brian DeValk smashed ninth-inning home runs to provide the winning runs.

In game two, Tulane pounded out 15 hits, including home runs by Eric Lane, Brian Migliore and Steve Riley, to defeat Jackson State. Tulane plated three in the first and broke the game open with a seven-run third. From there, it was up to southpaw Mark Desjardins who earned his ninth win in the process.

In the rematch with UNO, Tulane once again posted a dramatic comeback only to fall to the home team. Trailing 3-1 after five, Riley tied it up with a two-run homer in the sixth, but UNO reclaimed a 5-4 lead after eight before Reggie Reginelli sent the game to extra innings with an RBI single in the ninth. In the 10th, however, Tulane's Paul Fitch was called for a balk with bases loaded and the Green Wave fell 5-4.

UNO 7, Tulane 5

UNO	2	0	0	0	2	1	0	2	-	7	10	0
Tulane	1	0	0	0	2	1	0	1	0	-	5	7

WP: Harman (5-3) LP: Murphy (4-1)

2B: Graziano (UNO), Schmidt (UNO), Albrecht (UNO), Mathews 2 (TU), Delaune (TU). 3B: DeValk (UNO). HR: Schmidt (UNO), DeValk (UNO), Zelenka (TU).

Tulane 11, Jackson State 5

Jackson St.	0	1	1	0	0	0	3	0	0	-	5	11
Tulane	3	0	7	0	0	1	0	0	X	-	11	15

WP: Desjardins (9-2) LP: Freeman (5-7)

2B: Riley (TU). HR: King (JSU), Lane (TU), Migliore (TU), Riley (TU).

UNO 5, Tulane 4 (10 innings)

Tulane	0	0	1	0	0	2	0	0	1	0	-	4
UNO	2	0	0	0	1	1	0	0	0	1	-	5

WP: Harman (3-1) LP: Fitch (5-1)

2B: Delaune (TU). 3B: HR: Riley (TU), Cesario (UNO).

1983 CENTRAL REGIONAL

Austin, Texas • Host: Univ. of Texas

Tulane earned its first at-large berth to the NCAA postseason in 1983 and was sent to Austin, Texas for the Central Regional. In Longhorn country, the Green Wave played a trio of close contests, but could manage only an 8-7 win over Grambling State in the second round to finish the year 42-13.

Mississippi State starter Jeff Brantley kept Tulane in check in game one, limiting the Green Wave to four hits and holding the team score-less until the eighth, in a 4-2 Bulldog victory. Tulane stormed out to a 3-0 lead after one inning in game two against Grambling, but the Tigers answered with two in the third and four in the fifth to take a 6-3 lead they would hold until the eighth inning. In the eighth, the Green Wave tied things up with three in the frame. After trading runs in the ninth, John Zelenka put the finishing touches on a 3-for-6 day with an RBI-double in the top of the 10th to give the Green Wave the win.

But in game three, host Texas eliminated Tulane in a 7-5 decision. The Green Wave had their chances in the contest, and overcame a 4-1 deficit with a run in the third and tied the contest on a two-run homer by Dan Wagner in the fourth, but the Longhorns answered with two runs in the bottom of the frame and added an insurance run in the fifth.

Mississippi State 4, Tulane 2

Miss. State	0	1	1	1	0	0	0	1	0	-	4	13
Tulane	0	0	0	0	0	0	0	2	0	-	2	4

WP: Brantley (11-3) LP: Desjardins (12-6)

2B: Winkler (MSU), Clark (MSU), Riley (TU).

Tulane 8, Grambling State 7 (10 innings)

Tulane	3	0	0	0	0	0	3	1	1	-	8	12
GSU	0	0	2	0	4	0	0	0	1	0	-	7

WP: Migliore (N/A) LP: Carter (N/A)

2B: N/A 3B: N/A HR: N/A

Texas 7, Tulane 5

Tulane	1	0	1	2	0	0	1	0	0	-	5	10
Texas	2	2	0	2	1	0	0	0	X	-	7	11

WP: Capel (7-2) LP: Burdine (1-2)

2B: Mathews (TU), Fourmaux (TU), Riley (TU) 3B: Reginelli (TU). HR: Wagner (TU).

1986 SOUTH I REGIONAL

Baton Rouge, La. • Host: LSU

The trip to the postseason in 1986 proved to be an exciting one as the Tulane squad advanced to the championship game of the NCAA South I Regional before coming up just one run short of its first trip to the College World Series.


The Green Wave got off to a rough start — falling to Louisiana Tech 7-5 in the opening game — but Tulane came back strong to defeat Eastern Kentucky 16-6 and Oklahoma 14-5 before exacting revenge on Tech with a 9-4 victory to earn a spot in the Regional Championship game.

In game two, Tulane set an NCAA Regional record with 51 total bases on 23 hits — eight doubles, a triple and eight home runs — to extend the season with the victory over Eastern Kentucky. While the bats were doing most of the damage, the Green Wave also got a complete-game effort from Sam Amarena, who scattered five hits and struck out 11 in the win.

It was more of the same against Oklahoma as Tulane scored 10 runs in the final two innings to defeat the second-seeded Sooners. Then, in the rematch against Tech, David Smith belted two home runs and drove in five to pit the Green Wave against arch-rival LSU for the right to go to the College World Series.

Facing the host Tigers, Tulane held a 6-4 lead through seven, but the Tigers tacked on a pair of runs in the eighth to tie the game and plated the go-ahead run in the ninth. The Green Wave had something cooking with a man on first and Smith at the plate. Smith had already hit four home runs in the tournament, but with a 2-0 count, the game was postponed due to inclement weather.

Twenty-one hours later, Smith drew a one-out walk to move a runner into scoring position, but Dan Wagner popped out and Tookie Spann flied out to left to end the threat, the game and the season.



David Smith and the 1986 Green Wave became the first Tulane team to advance to an NCAA Regional championship game.

All told, Tulane pounded out 62 hits, including 32 for extra bases with 16 doubles, three triples and 13 home runs. Three players — Smith, second baseman Ronald Marigny and catcher Lou Deiley — earned All-South I Region honors, becoming the first Green Wave players to earn a spot on an NCAA postseason all-tournament team.

Louisiana Tech 7, Tulane 5

La. Tech	1	1	3	0	1	0	1	0	0	-	7	10
Tulane	1	0	0	2	1	0	1	0	0	-	5	9

WP: LeBlanc (10-5) LP: Borgatti (9-4)

2B: Colston (LTU), Spann (TU), Marigny (TU), Mahoney (TU). HR: Moore (LTU), Ortman (LTU), Colston (LTU).

Tulane 16, Eastern Kentucky 6

Tulane	0	1	3	3	1	4	0	3	1	-	16	23
E. Kentucky	1	0	0	1	3	0	0	1	0	-	6	5

WP: Amarena (11-3) LP: Norkus (3-6)

2B: Marigny 2 (TU), Mitchell 2 (TU), Wagner (TU), Rivette (TU), Spann (TU), Deiley (TU), Privitra (EKU). 3B: Reich (TU). HR: Spann (TU), Smith 2 (TU), Wagner (TU), Deiley (TU), Elswick (EKU), Moranda (EKU).

Tulane 14, Oklahoma 5

Tulane	3	0	0	0	1	0	0	6	4	-	14	8
Oklahoma	1	3	0	0	0	0	0	1	0	-	5	10

WP: Little (8-3) LP: Grubb (3-2)

2B: Reich (TU), Deiley (TU), Marigny (TU), Dobson (OU), Toal 2 (OU). 3B: Wagner (TU). HR: Marigny (TU), Burdick (OU), Lavender (OU).

Tulane 9, Louisiana Tech 4

Tulane	0	0	0	0	5	0	3	1	0	-	9	12
La. Tech	0	0	1	1	0	0	0	0	2	-	4	8

WP: Harris (5-0) LP: Guillot (3-4)

2B: Rivette (TU), Mitchell (TU), Montoya (LTU), Ortman (LTU). HR: Smith 2 (TU), Rivette (TU).

LSU 7, Tulane 6

LSU	1	0	0	3	0	0	0	2	1	-	7	9
Tulane	2	0	1	3	0	0	0	0	0	-	6	10

WP: Manuel (10-2) LP: Little (8-4)

2B: Reboulet (LSU), Smith (TU), Deiley (TU). HR: Belle 2 (LSU), Bowie (LSU), Yurtin (LSU), Rapp (TU)

1987 SOUTH II REGIONAL

New Orleans, La. • Host: UNO

Expectations were high for the Green Wave squad in the NCAA South II Regional, but it was not meant to be as Tulane made a quick exit from the postseason, dropping a 5-3 decision to LSU in the opening round before falling to Cal State Fullerton, 4-0.

Billy Rapp went 5-for-5, David Smith had three RBI and Tulane out-hit LSU 10-7, but the Tigers came away with the win. In round two, Tulane ran into Titans pitcher Mike Harkey, who threw a complete-game, four-hit shutout to eliminate the Green Wave from postseason play. The game was decided in the third inning when Cal State Fullerton batted around to score all four runs.

LSU 5, Tulane 3

LSU	0	0	1	1	1	1	1	0	0	-	5	7
Tulane	0	0	2	0	1	0	0	0	0	-	3	10

WP: Patterson (8-2) LP: Amarena (10-3)

2B: Rapp (TU). HR: Faulkner (LSU), Bush (LSU), Smith (TU).

Cal State Fullerton 4, Tulane 0

CSF	0	0	4	0	0	0	0	0	0	-	4	7
Tulane	0	0	0	0	0	0	0	0	0	-	0	4

WP: Harkey (10-2) LP: Alexander (8-3)

2B: Mota (CSF), Kaub (CSF), Parker (TU).

INTRODUCTION

TULANE STAFF

THE GREEN WAVE

2009 REVIEW

THIS IS TULANE

HISTORY



NCAA Postseason History

INTRODUCTION

TULANE STAFF

THE GREEN WAVE

2009 REVIEW

THIS IS TULANE

HISTORY

1988 EAST REGIONAL

Gainesville, Fla. • Host: Univ. of Florida

The Green Wave got their first taste of postseason baseball in the Sunshine State and did not care much for the flavor as Tulane was bounced with a 1-2 Regional showing. After defeating North Carolina State 1-0 to open tournament play, the Green Wave were treated rudely by Florida State and host Florida as the two teams won 8-6 and 9-5, respectively.

In the game against the Wolfpack, Tulane got a stellar performance from pitcher Gerald Alexander who wrapped up his Green Wave career with a complete-game, two-hit shutout. With a no-hitter through six innings, Alexander finished the day with six strikeouts. Elliot Quinnes provided the only offense needed for Tulane with an RBI-single in the eighth to plate the only run of the game.

Tulane jumped out to a 4-1 lead against FSU, but could only muster two runs the rest of the way. Then, the Gators plated four runs in the top of the sixth, another two in the ninth, and out-hit Tulane 12-9 to eliminate the Wave.

Tulane 1, North Carolina State 0

Tulane	0	0	0	0	0	0	1	0	-	1	4	0
NC State	0	0	0	0	0	0	0	0	-	0	2	1

WP: Alexander (11-4); LP: Hartscock (11-3).
2B: Boyette (NCS).

Florida State 8, Tulane 6

Florida State	1	2	0	1	0	2	2	0	-	8	8	2
Tulane	4	0	1	0	0	1	0	0	-	6	10	1

WP: Dunbar (3-0); LP: Herry (4-4); SV: Kimball (8).
2B: Blackwell (FSU), Ronan (FSU); HR: Alcala (FSU), Spann (TU), Elkins (TU).

Florida 9, Tulane 5

Florida	0	0	0	2	1	4	0	0	-	9	12	3
Tulane	0	0	1	1	3	0	0	0	-	5	9	3

WP: Wiggs (11-3); LP: Claude (6-3); SV: McAndrews (9).
2B: Rutledge (UF), Edwards (UF), Brigham (UF), Dares (TU), Elkins (TU).

1992 SOUTH I REGIONAL

Baton Rouge, La. • Host: LSU

After a four-year hiatus from the NCAA postseason, Tulane earned a spot in the NCAA South I Regional after winning the 1992 Metro Conference Tournament. The Green Wave got a tremendous effort from Mike Romano in a game-one 4-2 win over South Alabama, but fell short in their next two games against Cal State Fullerton and host LSU to conclude the season 39-24.


Tulane had to work overtime in the victory over the Jaguars, but Romano came through with a complete-game 12-inning effort to earn his 17th victory of the season. He finished the day with 13 strikeouts while scattering eight hits on the day. His lone mistake came in the first inning as USA hit a two-run homer, but Tulane tied the score with a pair of runs of its own. The score remained 2-2 until the top of the 12th when John Livingstone and Rick Chanove posted back-to-back RBI singles to account for the final score.

It was the exact opposite in the game against the Titans as Fullerton pitchers Dan Naulty and Marcus Nelson combined to limit the Green Wave to three hits in an 8-0 decision. Against the Tigers, Larry Schneider went 3-for-4 and Todd Dyess struck out 10 in 7.1 innings of relief, but it was not enough to overcome a four-run first inning by LSU in a 7-3 loss.

Tulane 4, South Alabama 2 (12 innings)

Tulane	0	0	0	2	0	0	0	0	0	0	2	-	4	8	0
USA	2	0	0	0	0	0	0	0	0	0	0	-	2	8	4

WP: Romano (17-4); LP: Lieber (12-5).
2B: Kontorinis (USA), Carlson (USA). HR: Kontorinis (USA).



The 1992 Green Wave club returned to the postseason after a four-year hiatus, defeating Louisville, 4-2 in 12 innings to win the Metro Tournament.

Cal State Fullerton 2, Tulane 0

CSF	4	0	0	0	2	2	0	0	-	8	9	1
Tulane	0	0	0	0	0	0	0	0	-	0	3	2

WP: Naulty (11-3); LP: Welch (8-2).
2B: Carr (CSF), Moler (CSF), Olsen (CSF), Moler (CSF), Herman (CSF).

LSU 7, Tulane 3

Tulane	1	1	0	0	0	0	0	0	-	3	9	3
LSU	4	0	1	0	0	0	2	X	-	7	4	1

WP: Rantz (7-2); LP: Ibieta (3-4); SV: Hunt (1).
2B: Licciardi (TU), Morton (TU), Mook (LSU).
HR: Mook (LSU).

1994 SOUTH REGIONAL

Baton Rouge, La. • Host: LSU

In their first season under head coach Rick Jones, the 1994 Tulane team rebounded from a 23-31 showing the previous season to advance to the Metro Conference Championship Game, earn an at-large berth in the NCAA South Regional. In Baton Rouge, the Green Wave earned a 7-5 victory over Fresno State in the first round before falling 5-0 to Southern Cal and 4-1 vs. UNC-Greensboro to finish the year 41-24.

In the contest against the Bulldogs, Brad Burckel made everyone forget about his two failed sacrifice bunt attempts in his previous two swings with a three-run homer in the seventh inning to provide the winning runs. From there, reliever Brian Gibbs struck out two Fresno hitters in 1.2 innings of no-hit baseball to set a then-Tulane record with his 10th save of the season. Senior third baseman Scott Sidwell paced the Tulane offense with a 3-for-4 showing at the plate.

In game two against USC, however, Trojan All-American hurler Randy Flores shut out Tulane with five strikeouts and did not allow a Green Wave runner past second base until the ninth inning. Then, against UNC-Greensboro, a three-run second inning by the Spartans spelled doom for Tulane.

Tulane 7, Fresno State 5

Fresno St.	0	2	0	1	0	0	2	0	-	5	14	2
Tulane	0	3	0	0	0	3	1	X	-	7	12	2

WP: Stewart (11-5); LP: Minor (11-6); SV: Gibbs (10).
2B: Sidwell (TU), Stewart (TU). 3B: Freitas (FSU). HR: Judice, Renteria (FSU), Burckel (TU).

Southern California 5, Tulane 0

USC	0	2	0	0	0	0	2	1	-	5	5	0
Tulane	0	0	0	0	0	0	0	0	-	0	6	3

WP: Flores (11-1); LP: Dyess (4-7).
2B: Hastings (USC), Allen (TU).

UNC-Greensboro 4, Tulane 1

Tulane	0	0	0	0	1	0	0	0	-	1	6	0
UNCG	0	3	0	0	1	0	0	0	X	-	4	8

WP: Huffman (8-4); LP: Cressend (4-4).
2B: Calbrese (NCG), Faulkner (NCG). HR: Giles (NCG).

1996 SOUTH II REGIONAL

Baton Rouge, La. • Host: LSU

The Green Wave won the inaugural Conference USA Tournament and went

on to defeat UNLV in the opening round of the 1998 NCAA South II Regional in Baton Rouge, La., before falling to UNO and Georgia Tech to conclude the season 43-20.

In the first round contest against the Rebels, Tulane posted 12 hits, including seven doubles, and seven starters had two hits each to lead the Green Wave to a 10-7 victory. With the score knotted at 4-all, Keith Graffagnini's two-run double in the fourth put Tulane ahead for good, and the Green Wave broke the game open with a four-run seventh. Jason Navarro got the win for Tulane, striking out three in 6.1 innings to improve to 11-0.

Tulane trailed 5-0 against UNO before plating four in the fifth and another in the sixth to tie the game up. From there, however, it was all Privateers as UNO scored eight runs over the final three innings en route to a 13-5 win. In game three, Georgia Tech pounded out 14 hits and held off a furious Tulane comeback that featured three runs in the final two innings to earn a 7-4 win over the Green Wave.

Tulane 10, UNLV 7

Tulane	2	2	0	2	0	0	4	0	0	-	10	12	1
UNLV	0	0	4	0	0	0	2	0	1	-	7	10	3

WP: Navarro (11-0); LP: LaRosa (9-2).

2B: Brown (TU), Hughes (TU), Graffagnini (TU), Fitzgerald (TU), Boudreaux (TU), Pursell (TU), Johns (TU), Hankins (UNLV), Eberwein (UNLV). HR: Kleiner (UNLV).

UNO 13, Tulane 5

UNO	2	0	2	1	0	0	1	4	3	-	13	13	2
Tulane	0	0	0	0	4	1	0	0	0	-	5	8	2

WP: Stanson (5-5); LP: Lontayo (7-6).

2B: Washam 2 (UNO), Cabeceras (UNO), Harer (UNO), Hughes (TU). HR: DiSalvo (UNO), Cabeceras (UNO).

Georgia Tech 7, Tulane 4

Tulane	0	0	1	0	0	0	1	2	-	4	11	2
Georgia Tech	2	0	1	0	1	2	1	0	X	-	7	14

WP: Crowder (10-5); LP: Williamson (5-2).

2B: Sutter (TU), Fitzgerald (TU), Byers (GT), Barr (GT), Byrd (GT). HR: Fischer (GT), Byrd (GT).



INTRODUCTION

TULANE STAFF

THE GREEN WAVE

2009 REVIEW

THIS IS TULANE

HISTORY

1998 SOUTH II REGIONAL

Baton Rouge, La. • Host: LSU

Coming off the best power performance in school history, the 1998 Tulane team won both the Conference USA regular-season and tournament titles to earn the No. 3 seed in the NCAA South II Regional. After posting a convincing 11-5 victory over then-Southwestern Louisiana, the Green Wave fell to Cal State Fullerton, 10-6, and Harvard, 14-11, to finish the year 48-15.

Jason Sparks went 2-for-4 with a pair of home runs to lead the Green Wave past the Ragin' Cajuns. Tulane tallied 14 hits - including three doubles and four homers - against USL, and wasted little time getting on the scoreboard with two runs in the third and another in the fourth. The Ragin' Cajuns answered in the top of the fifth, but Tulane came right back with three runs in the bottom of the frame on a three-RBI double by Jake Burnham to put the game out of reach.

Against the Titans, Chad Sutter went 4-for-4 with a double, a home run and four RBI, but it was not enough as Cal State Fullerton starter Erasmo Ramirez struck out seven in 7.0 innings to lead the Titans to victory. Against the Crimson, in a game that featured 29 hits, seven doubles and six home runs, Tulane led 11-7 after six and a half innings before Harvard erupted for four runs in the seventh and three more in the eighth to earn the win.

Tulane 11, Southwestern Louisiana 5

USL	0	0	0	1	0	1	1	2	-	5	13	2
Tulane	0	0	2	1	3	0	3	2	X	-	11	14

WP: Bobbit (13-1); LP: Devey (11-6); SV: Bell (2).

2B: Neyland (USL), Hughes (TU), Cannizaro (TU), Burnham (TU), HR: Ryan (USL), Wilson (USL), Sparks 2 (TU), Burnham (TU), Shirley (TU).

Cal State Fullerton 10, Tulane 6

Tulane	1	0	0	0	4	0	1	0	-	6	10	4
CS Fullerton	1	5	1	0	0	3	0	0	X	-	10	11

WP: Ramirez (11-5); LP: Echeverez (7-1).

2B: Graffagnini (TU), Sutter (TU), Pursell (TU), Moore (CSF), HR: Sutter (TU), Fukuhara (CSF), Rowand (CSF).

Harvard 14, Tulane 11

Tulane	4	0	4	0	0	2	1	0	0	-	11	13
Harvard	1	2	1	2	0	1	4	3	X	-	14	16

WP: Jamieson (5-1); LP: Brown (4-3).

2B: Hughes 2 (TU), Cannizaro (TU), Pursell (TU), Keck (HU), Woodfork (HU), Huling (HU), HR: Graffagnini (TU), Sparks (TU), Burnham (TU), Ralph (HU), Carey (HU), Binkowski (HU).

1999 AUBURN REGIONAL

Auburn, Ala. • Host: Auburn University

After winning the 1999 Conference USA Tournament, Tulane earned its first No. 1 seeding and packed its bags for Alabama for the NCAA Auburn Regional. After dropping an extra-inning game to Winthrop in the first round, the Green Wave defeated North Carolina State, won a rematch against the Eagles and defeated host Auburn before falling to the host Tigers in the championship game to finish the year 48-17.

Henry Bonilla went eight innings for Tulane in the opener, but Winthrop's Jason Tarasuik smashed a solo home run in the top of the 11th to lead the Eagles to an 8-7 upset. The Green Wave led 5-3 on a double by James Jurries and a home run by Jason Sparks, but Winthrop scored three unearned runs in the top of the ninth to set up Tarasuik's game-winning bomb.

Tulane bounced back with a 15-hit, three-home run performance in an 11-5 win over North Carolina State and avenged the loss to Winthrop with two-hit showings by Steve Shirley, Jake Gautreau and Jake Burnham to earn a 15-9 victory. Raul Echeverez pitched his first complete game of the year, striking out three and giving up five earned runs.

Facing elimination against Auburn in the first game of Championship Sunday, Gautreau drove in three runs and Jason Sparks hit his third home run of the weekend to defeat the homestanding Tigers 7-5. Tulane took a 3-0 lead in the second, but Auburn would come back with a run in the bottom of the frame and three runs in the fourth to take a 4-3 lead. Gautreau answered with a two-run double and Sparks sent one out to give the Green Wave a 7-4 lead they would not relinquish. Dan O'Gara went the distance for the Green Wave, and was aided by four double plays.

In the championship game, however, the Green Wave simply ran out of arms as Auburn advanced to the Super Regionals with a 13-9 win. The Tigers' Casey Dunn went 5-for-5 and closer Colter Bean gave up just one run in four innings. Auburn out-hit Tulane 17-14 and scored six runs over the final three innings en route to the victory. Entering the game with one out in the second, Brandon Belanger did an admirable job for four innings, but the closer tired late in the game and Auburn was able to take advantage. Chad Sutter, Sparks, Burnham and Gautreau all hit home runs, but it was not



After winning the Conference USA Tournament, the 1999 team claimed the school's first No. 1 seed and headed to Alabama for the NCAA Auburn Regional. Tulane defeated North Carolina State, Winthrop and Auburn before falling to the Tigers in the championship game.

enough to overcome a depleted bullpen.

Winthrop 8, Tulane 7 (11 innings)

Winthrop	0	0	2	1	0	0	0	3	1	1	-	8	13
Tulane	0	0	0	5	0	1	0	0	0	1	0	-	7

WP: Sundsma (6-3); LP: Robinson (3-3).

2B: Busha (WU), Leathers (WU), Tarasuik (WU), Friedman (WU), Jurries (TU), HR: Tarasuik (WU), McKee (TU), Sparks (TU).

Tulane 11, North Carolina State 5

Tulane	3	0	5	0	0	0	3	0	0	-	11	15
NC State	0	2	0	0	0	1	0	1	1	-	5	8

WP: Berkowitz (13-3); LP: Dorn (3-5).

2B: Sutter (TU), Jurries 2 (TU), Sparks (TU), Wright (NCS), HR: Sutter (TU), Sparks (TU), Gautreau (TU).

Tulane 15, Winthrop 9

Winthrop	1	0	2	0	0	0	0	6	-	9	11	4
Tulane	1	2	2	8	2	0	0	0	X	-	15	13

WP: Echeverez (6-2); LP: Krossschell (10-5).

2B: Sullivan (WU), Leathers (WU), Tarasuik 2 (WU), Drayton (WU), Groff (TU), Shirley (TU), Burnham (TU), 3B: Leathers (WU), HR: Sutter (TU), Gautreau (TU).

Tulane 7, Auburn 5

Tulane	0	3	0	0	3	0	1	0	0	-	7	11
Auburn	0	1	0	3	0	0	0	0	1	-	5	12

WP: O'Gara (8-2); LP: Bootcheck (8-6).

2B: Cannizaro (TU), McKee (TU), Gautreau (TU), HR: Sparks (TU), Faulkner (AU), Reif (AU).

Auburn 13, Tulane 9

Auburn	4	2	1	0	0	0	2	2	2	-	13	17
Tulane	3	1	0	2	2	0	0	0	1	-	9	14

WP: Bean (5-2); LP: Belanger (3-5).

2B: Kent (AU), Dunn (AU), Wandall (AU), Reif (AU), Jurries (TU), Gautreau (TU), HR: Sutter (TU), Sparks (TU), Gautreau (TU), Burnham (TU).

2000 STARKVILLE REGIONAL

Starkville, Miss. • Host: Mississippi State

The Green Wave defeated South Alabama 4-3 in game two of the 2000 NCAA Starkville Regional, but a pair of losses to Notre Dame eliminated Tulane from postseason play as the club finished the season 38-22.

The Irish sent Tulane to the loser's bracket with an 8-4 victory in game one and sent the Green Wave packing in game three with a 10-6 decision. Against the Jaguars, however, Henry Bonilla scattered nine hits and three earned runs while striking out six to earn his fourth complete game of the season. After tallying just three hits over the first five innings, Tulane got a single off the bat of Matt Groff, James Jurries and Jake Gautreau belted back-to-back RBI doubles, and James Burgess had a pinch-hit RBI single to put the Green Wave ahead 3-2. The two teams traded runs in the eighth, but Bonilla made the score stand to earn his ninth win of the year.

Miscues cost Tulane in the first game against Notre Dame as three Green Wave errors led to five Irish runs. In the rematch, Jurries hit a three-run homer in the first and Andy Cannizaro went 3-for-4 with two stolen bases, but it was not enough to counter 14 hits, including six doubles, by the Irish.



NCAA Postseason History

INTRODUCTION

TULANE STAFF

THE GREEN WAVE

2009 REVIEW

THIS IS TULANE

HISTORY



Shortstop Andy Cannizaro scores the winning run of the 2001 NCAA New Orleans Regional Championship against Oklahoma State to give the Green Wave their first Regional title and subsequent berth in the NCAA Super Regionals.

2001 NEW ORLEANS REGIONAL

New Orleans, La. • Host: Tulane University

After reaching an NCAA Regional title game twice before only to fall short of advancing, the 2001 Tulane team made history with a three-game sweep of the NCAA New Orleans Regional in front of a capacity crowd at Turchin Stadium. Tulane claimed a win over Southern in the opening round before taking back-to-back games over Oklahoma State to win the school's first Regional Championship.

While the Green Wave's big bats provided the offensive spark, diminutive freshman closer Joey Charron was named Most Outstanding Player after picking up all three wins, striking out seven opposing batters and giving up just one earned run in 6.2 innings of relief.

In game one, Tulane exploded for 18 runs over three innings, including an 11-run seventh, en route to a 22-9 win over the Jaguars. Southern scored four runs in the top of the fourth, but Charron pitched 3.1 scoreless innings of relief to shut down the Jaguars. Every Green Wave starter scored at least one run, and five different Tulane players recorded three RBI. Andy Cannizaro led Tulane with four hits.

Oklahoma State drew first blood in the second round with two runs in the first, but the Green Wave scored six runs over the next two innings to take the lead. The Cowboys refused to go away, however, and matched Tulane run-for-run, tying the game at 10-10 in the bottom of the eighth. In the top of the ninth, pinch-hitter Aaron Feldman drove in a pair of runs with a single to spark a three-run inning as the Wave claimed a 13-10 victory.

Things came down to the wire once again in the championship game as James Jurries laced a two-out, bases-loaded, two-RBI single to plate Jonny Kaplan and Cannizaro in the bottom of the eighth to lift Tulane to a 9-8 come-from-behind victory.

The OSU bats were hot early as the Cowboys took a 7-1 lead after three and a half innings of play, but Tulane scored a run in the fifth and three in the seventh before Jurries' clutch hit in the eighth. Charron picked up his third win of the tournament, pitching 1.2 innings, allowing two hits and one run with a strikeout.

Tulane 22, Southern 9

Southern	1	2	0	4	0	0	1	1	-	9	8	5	
Tulane	2	1	0	1	4	3	11	0	X	-	22	16	4

WP: Charron (7-1); LP: Anderson (6-3).

2B: Cannizaro (TU), Gautreau (TU), Aubrey (TU), Heintz (TU). HR: Woods (SU), Giarratano (TU).

Tulane 13, Oklahoma State 10

Tulane	0	4	2	0	1	1	2	0	3	-	13	16	2
Oklahoma State	2	0	2	1	0	2	2	1	0	-	10	15	2

WP: Charron (8-1); LP: Hawk (2-4).

2B: Kaplan (TU), Giarratano (TU), Powell (OSU), Scott (OSU). HR: Jurries (TU), McAuliff (OSU), Brown (OSU).

Tulane 9, Oklahoma State 8

Oklahoma State	1	0	5	1	0	0	0	0	1	-	8	11	3
Tulane	0	1	0	2	1	0	3	2	X	-	9	14	0

WP: Charron (9-1); LP: McCurdy (7-5).

2B: Brown (OSU), Scott (OSU), Cannizaro (TU), Jurries (TU), Giarratano (TU). HR: Powell (OSU).

2001 NEW ORLEANS SUPER REGIONAL

New Orleans, La. • Host: Tulane University

Nicknamed "The Shrine on Airline", Zephyr Field became a field of dreams for the Green Wave as Tulane defeated arch-rival LSU in a best-of-three series in the 2001 New Orleans Super Regional to earn its first trip to the College World Series.

After dropping a 13-inning, 4-3 decision to the Tigers in game one, sophomore centerfielder Jonny Kaplan sent the first pitch of game two over the wall in left field and the rest of the weekend belonged to Tulane as the Green Wave went on to win the next two games, 9-4 and 7-1.

Tulane fell behind 2-0 in the top of the first of game one before scoring three runs in the bottom of the sixth to take the lead. The advantage would be short-lived as LSU's Wally Pontiff hit an RBI single in the top of the seventh to tie the game. After five scoreless innings, the Tigers' David Raymer hit a sacrifice fly to plate Chris Phillips in the 13th to provide the winning margin.

Kaplan's game-two homer sparked a four-run first, and Tulane took a commanding lead with two more runs in the sixth and another in the seventh. LSU cut the lead to 7-4 with a four-run explosion in the bottom of the seventh, but two Green Wave runs in the ninth quelled all thoughts of

a comeback.

Tulane rode the left arm of Beau Richardson in game three and gave the junior plenty of run support as the Green Wave scored one in the first and six in the fourth to clinch the series. Richardson scattered seven hits and tallied a career-best eight strikeouts in the complete-game victory.

LSU 4, Tulane 3 (13 innings)

LSU	2	0	0	0	1	0	0	0	1	-	4	13	1
Tulane	0	0	0	0	3	0	0	0	0	-	3	14	1

WP: Wilson (3-2); LP: Melius (10-2).

2B: Gautreau (TU). HR: Fontenot (LSU).

Tulane 9, LSU 4

Tulane	4	0	0	0	0	2	1	0	2	-	9	14	1
LSU	0	0	0	0	0	0	4	0	0	-	4	8	2

WP: Bourgeois (3-1); LP: Scobie (4-3); SV: Charron (2).

2B: Theriot (LSU), Linden (LSU), Moore (LSU), Raymer (LSU), Cannizaro (TU), Gautreau (TU), Aubrey (TU), 3B: Jurries (TU). HR: Fontenot (LSU), Raymer (LSU), Kaplan (TU), Cannizaro (LSU).

Tulane 7, LSU 1

LSU	0	0	0	0	1	0	0	0	0	-	1	7	1
Tulane	1	0	0	6	0	0	0	0	X	-	7	12	0

WP: Richardson (7-1); LP: Nugent (7-3).

2B: Moore (LSU), Thibodeaux (LSU), Raymer (LSU), Burgess (TU), Heintz (TU), Madden (TU).

2001 COLLEGE WORLD SERIES

Omaha, Neb. • Host: Creighton University

Tulane's first trip to the College World Series was a dream come true as the Green Wave sandwiched a nail-biting 6-5 victory over Nebraska between a 13-11 loss to Stanford and an 11-2 defeat at the hands of Cal State Fullerton. The 2001 Tulane team completed its remarkable season with an NCAA-best and school-record 56 wins.

The Green Wave looked comfortable on the big stage as Tulane staked claim to an 8-0 lead over the Cardinal after three innings. The lead would not hold up, though, as Stanford scored seven runs in the fifth and five in the seventh to take a 12-8 lead. The Green Wave cut the lead to 12-9 in the top of the eighth on a two-RBI double by Jake Gautreau, but Stanford answered in the home half of the inning with a single run, and Tulane left the tying run at second base in the top of the ninth.

Andy Cannizaro and Michael Aubrey led the Tulane offense with three hits while Jonny Kaplan and Jay Heintz each tallied three RBI.

In game two against the Cornhuskers, Aubrey went 2-for-5 and picked up the first save of his career, and Gautreau went 2-for-3 with a pair of RBI to lead the Green Wave to a one-run victory over Nebraska. Tulane took a 1-0 lead in the first on an RBI single by Gautreau.

Nebraska answered with three runs in the second, but the Green Wave responded with a solo homer by Gautreau in the fifth and a four-run sixth to take a 6-3 lead. Nebraska chipped away at the lead with single runs in the sixth and seventh frames, but Aubrey relieved starter Beau Richardson in the eighth to close the door. Richardson earned the win, scattering seven hits and striking out four in 7.0 innings.

Game three was all Titans as Cal State Fullerton scored two in the second, one in the third, three in the fourth and a pair in the eighth to take a commanding 8-0 lead. Tulane got on the board with a pair of unearned runs in the eighth, but came right back with three runs in the ninth to eliminate the Green Wave from the postseason.

The Titans' Darric Merrell scattered six hits and did not allow an earned run



The celebration was on after Tulane logged a 7-1 victory in game three of the 2001 NCAA New Orleans Super Regional vs. LSU to earn the school's first trip to the College World Series.



INTRODUCTION

TULANE STAFF

THE GREEN WAVE

2009 REVIEW

THIS IS TULANE

HISTORY

in an 8.0-inning start. Kaplan and Heintz each tallied two hits in the loss.

Stanford 13, Tulane 11

Tulane	0	5	3	0	0	0	2	1	-	11	17	4
Stanford	0	0	0	0	7	0	5	1	X	-	13	14

WP: Wodnicki (7-1); LP: Charron (9-2); SV: Bruksch (1).

2B: Kaplan 2 (TU), Cannizaro (TU), Gautreau (TU), Heintz (TU), Fuldts (SU), Ash (SU), VanZandt (SU).

Tulane 6, Nebraska 5

Tulane	1	0	0	0	1	4	0	0	0	-	6	12	2
Nebraska	0	3	0	0	0	1	1	0	0	-	5	8	2

WP: Richardson (8-1); LP: Pekarek (0-1); SV: Aubrey (1).

2B: Kaplan (TU), Aubrey (TU). 3B: Stern (NU). HR: Gautreau (TU), Johnson (NU), Morris (NU).

Cal State Fullerton 11, Tulane 2

CSF	0	2	1	3	0	0	0	2	3	-	11	13	1
Tulane	0	0	0	0	0	0	0	2	0	-	2	7	2

WP: Merrel (8-4); LP: Aubrey (3-1).

2B: Corapci (CSF), Rifkin (CSF), Stringfellow (CSF), Lamoure (CSF). HR: Bacani (CSF).

2002 BATON ROUGE REGIONAL

Baton Rouge, La. • Host: LSU

Despite battling numerous injuries and inconsistent pitching throughout the regular season, the 2002 Tulane team got hot late in the year and earned the No. 3 seed in the NCAA Baton Rouge Regional. The Green Wave's quest for a return trip to the College World Series was cut short, however, as Tulane defeated Southern but lost to UL-Lafayette and host LSU to finish the year 36-27.

Beau Richardson once again came through big in the postseason for Tulane, striking out four and giving up just one earned run in a complete-game, 10-2 victory over Southern in the second round. Turner Brumby led the Tulane offense with a 3-for-3 showing at the plate as Tulane out-hit the Jaguars 10-2.

The Ragin' Cajuns tripped up the Green Wave in the first round, 6-3. UL-Lafayette got a complete game from starter Justin Gabriel and a 3-for-4 outing by Corey Coles to spark the win.

Tulane had a chance to extend the season against LSU in game three. Trailing by two, Michael Aubrey doubled and Gerald Clark walked, and the pair advanced a base on a groundout to put the runners in scoring position, but Tigers hurler Bo Pettit put the finishing touches on a complete-game 4-2 victory with a strikeout.

Louisiana-Lafayette 6, Tulane 3

Tulane	0	0	1	2	0	0	0	0	0	-	3	9	3
UL-Lafayette	0	1	2	0	1	0	0	2	X	-	6	13	1

WP: Gabriel (10-4); LP: Bourgeois (10-3).

HR: Stelmack (TU), Manzella (TU), Morris (ULL).

Tulane 10, Southern 2

Tulane	0	2	0	0	5	0	1	0	2	-	10	12	3
Southern	0	0	0	0	0	1	0	1	0	-	2	7	3

WP: Richardson (7-5); LP: Thomas (7-2).

2B: Brumby 2 (TU), Primus (SU); HR: Weeks (SU).

LSU 4, Tulane 2

LSU	0	1	1	2	0	0	0	0	0	-	4	11	1
Tulane	0	1	0	0	1	0	0	0	0	-	2	7	0

WP: Pettit (9-7); LP: Kline (4-5).

2B: Barker 2 (LSU), Raymer (LSU), Phillips (LSU), Aubrey 2 (TU). HR: Hill (LSU), Raymer (LSU), Manzella (TU).

2003 BATON ROUGE REGIONAL

Baton Rouge, La. • Host: LSU

With a staff consisting of seven true freshmen and just two juniors, the 2003 Green Wave posted a 40-win season and advanced to the championship game of the Conference USA Tournament to earn a spot in the NCAA Baton Rouge Regional. Tulane got off to a good start with an 8-3 win over UNC-Wilmington, but back-to-back losses to host LSU and UNCW ended the Green Wave's season at 44-19.

In the first game against UNC-Wilmington, the game was knotted at 3-3 after seven and a half innings before Tulane plated five runs in the eighth to break the game wide open. From there, Joey Charron entered the game and shut down the Seahawks with three scoreless innings.

Advancing to play LSU in round two, Tulane posted three solo home runs, but it was the Tigers who hit bombs with runners on base and that proved to be the difference in a 13-5 loss. In the rematch with the Seahawks, Tulane battled back from a 7-6 deficit in the ninth to send the game to extra innings, but UNC-Wilmington plated a run in the bottom of the 10th for an 8-7 win.



The Green Wave's dream season ended in Omaha, Neb., with Tulane's first trip to the College World Series. The Green Wave defeated Nebraska, 6-5 in Rosenblatt Stadium. Losses to Stanford and Cal State Fullerton ended the Wave's year as Tulane finished with a school-record 56 wins.

Tulane 8, UNC-Wilmington 3

UNCW	0	0	0	1	1	1	0	0	0	-	3	11	4
Tulane	0	0	2	0	1	0	0	5	X	-	8	15	2

WP: Charron (4-7); LP: Hunt (2-2).

2B: Schindler (UNCW), Kaplan (TU); HR: Kaplan (TU), Swackhamer (TU).

LSU 13, Tulane 5

LSU	0	2	1	0	0	0	5	0	5	-	13	18	1
Tulane	0	1	1	0	0	0	2	0	1	-	5	11	2

WP: Bumstead (11-2); LP: Crowel (8-1).

2B: Naccarata 2 (LSU), Giarratano (TU), Aubrey (TU); 3B: Holt (LSU); HR: Harris (LSU), Gill (LSU), Naccarata (LSU), Kaplan (TU), Swackhamer (TU), Southard (TU).

UNC-Wilmington 8, Tulane 7 (10 innings)

Tulane	1	1	0	0	4	0	0	1	1	-	8	13	2
UNCW	2	0	0	0	3	1	0	1	0	2	-	9	20

WP: Cross (4-4); LP: Games (2-1).

2B: Aubrey (TU), Wright (UNCW), Hemingway (UNCW), Schindler (UNCW), Simmerman (UNCW), Denson (UNCW); HR: Aubrey (TU), Bogusevic (TU), Hemingway (UNCW).

2004 OXFORD REGIONAL

Oxford, Miss. • Host: Ole Miss

Entering the NCAA Oxford Regional as the No. 3 seed, Tulane won a 3-2 nailbiter over Washington in the first round and cruised to 7-0 and 12-3 victories over Western Kentucky and the Huskies, respectively to give the Green Wave their second regional title in school history.

Brian Bogusevic was the unanimous choice for Most Outstanding Player honors after hitting .364, earning the win from the mound in the opener vs. UW, and snaring a game-altering liner in the outfield during the championship game to spark a come-from-behind win over Washington.

Bogusevic got things going in game one with an 8.2 inning performance versus the Huskies, and closer Daniel Latham pitched the Green Wave out of a bases-loaded jam in the bottom of the ninth to preserve a 3-2 victory. After falling behind 1-0 after one, Tulane got on the board in the top of the second when Brian Bormaster laced a two-run single up the middle to give the Green Wave a lead they would not relinquish.

Game two belonged to J.R. Crowel, who fanned seven in a complete-game effort to down WKU and put Tulane in the championship game with a rested bullpen. The Green Wave plated three runs in the first, and that would be all Crowel would need as he faced just four more than the minimum for the contest.

Senior Cary Hahn took the ball for game three, and after getting off to a slow start, gave Tulane a gutsy 7.0-inning performance in what would become the final start of his collegiate career. Washington's Aaron Hathaway greeted Hahn rudely with a three-run homer in the first, and following a run by Tulane in the top of the second, the Huskies had something going again in the bottom of the frame as Taylor Johnson doubled, Brent Lillibridge was plunked and Greg Issacson walked to load the bases with only one away.

Hahn would strike out Zach Clem for the second out of the stanza, but Kyle Larson ripped a line drive to right in the ensuing at-bat that would have plated all three runs. Bogusevic, however, had other ideas as he came out of

nowhere to make a fully extended grab to thwart the rally and spark the Tulane comeback.

From there, it was all Tulane as the Green Wave scored three in the third, four in the fifth, one in the sixth and another three in the eighth.

Bogusevic was joined on the All-Regional Team by Bormaster, Crowel, Joe Holland, Tommy Manzella and Nathan Southard.

Tulane 3, Washington 2

Tulane	0	2	0	0	0	0	1	0	0	-	3	4	0
Washington	1	0	0	0	0	0	1	0	0	-	2	8	2

WP: Bogusevic (9-5); LP: Lincecum (10-3); SV: Latham (6).

2B: Batkoski (TU).

Tulane 7, Western Kentucky 0

WKU	0	0	0	0	0	0	0	0	0	-	0	4	1
Tulane	3	0	0	0	0	0	4	0	X	-	7	10	1

WP: Crowel (8-2); LP: Faulkner (8-6).

2B: Rio (WKU), Holland (TU). HR: Bogusevic (TU).

Tulane 12, Washington 3

Tulane	0	1	3	0	4	1	0	3	0	-	12	14	0
Washington	3	0	0	0	0	0	0	0	0	-	3	11	2

WP: Hahn (9-2); LP: Everitt (5-3).

2B: Dini (TU), Johnson (UW). HR: Hathaway (UW).

2004 FULLERTON SUPER REGIONAL

Fullerton, Calif. • Host: Cal State Fullerton

Tulane's run through the postseason was cut short as host Cal State Fullerton swept a best-of-three series from the Green Wave, 9-0 and 10-7, as the boys in olive green and sky blue concluded the 2004 season 41-21.

The Titans, who would go on to win the College World Series, combined for 36 hits in the two games and got outstanding performances from pitchers Jason Windsor and Ricky Romero.

Game one of the Super Regional was all Cal State Fullerton. The Titans scored a pair of runs in the first, another in the second and all but put the game away with a five-spot in the fifth. Windsor, meanwhile, struck out seven in an 8.0-inning start to give the home team a 1-0 lead in the series.

Tulane was led by Wes Swackhamer, who went 2-for-3 with a double.

Game two was a different story, but in the end, the result would be the same as a late Tulane rally fell short in a 10-7, season-ending loss.



NCAA Postseason History

INTRODUCTION

TULANE STAFF

THE GREEN WAVE

2009 REVIEW

THIS IS TULANE

HISTORY

Tulane would hit Romero throughout the night, tallying 10 knocks off the day-two starter, including home runs by Matt Barket and Scott Madden.

The game was close late as the Titans held a 6-5 lead going into the ninth, but Fullerton plated four runs on four hits to take a commanding five-run lead. Tulane answered a pair of runs in the bottom of the frame and loading the bases with two out before Titans' reliever Vinnie Pestano tallied a strikeout to earn his first save of the 2004 season.

Cal State Fullerton 9, Tulane 0

Tulane	0	0	0	0	0	0	0	0	0	0	5	2
CSF	2	1	0	0	5	0	1	0	X	-	9	19

WP: Windsor (11-4); LP: Bogusevic (9-6).

2B: Swackhamer (TU), Turner (CSF), Hardman (CSF), Piliittere (CSF), Garcia 2 (CSF), Andrews (CSF); 3B: Suzuki (CSF); HR: Suzuki (CSF).

Cal State Fullerton 10, Tulane 7

CSF	2	0	1	1	0	2	0	0	4	-	10	17
Tulane	0	1	0	2	0	1	1	0	2	-	7	10

WP: Romero (12-4); LP: Crowel (8-3); SV: Pestano (1).

2B: Turner (CSF), Piliittere (CSF), Garcia (CSF), Madden (TU); 3B: Suzuki (CSF); HR: Suzuki (CSF), Barket (TU), Madden (TU).

2005 NEW ORLEANS REGIONAL

New Orleans, La. • Host: Tulane

Tulane opened the NCAA postseason as the No. 1 national seed and lived up to expectations as the Green Wave rolled to a 17-7 win over Southern before beating Alabama in back-to-back games, 10-4 and 7-4 to advance to the Super Regionals for the second consecutive season.

First baseman/left fielder Mark Hamilton was named Most Outstanding Player after hitting .667 (8-for-12) with three doubles, three home runs and 11 RBI.

Hamilton got off to a hot start, going 4-for-5 with a double, two homers and seven RBI against the Jaguars. In that contest Nathan Southard posted a career-best five hits.

Tulane led Southern 11-7 after seven innings, but the Jaguars loaded the bases and had the tying run at the plate before Daniel Latham got a pop-up to end the threat. From there, the Green Wave blew the game open with a six-run eighth.

Bradon Gomes got the win after allowing five runs on nine hits while walking two and striking out six in a 5.1-inning start.

It was Micah Owings' turn to have a big offensive day in game two, going 4-for-5 with a double, two home runs and five RBI in the driver's seat game against Alabama.

The Green Wave jumped ahead 5-0 after four and a half innings, but the Crimson Tide added three runs and to cut the lead to two. Bama added another run in the seventh on a solo homer by Cale Iorg, but the Green Wave exploded for five runs over the final two frames — including a solo homer by Owings — to make it a runaway.

Heavy rains delayed the championship game more than 24 hours, took four hours and 10 minutes to play, and was delayed an hour in the middle innings due to lightning, but it was all worth it as Tulane punched its ticket to the second round with a 7-4 win.

Hamilton hit a pair of doubles and drove in two, and Greg Dini went 2-for-3 with a two-RBI double and a two-run homer. On the mound, Owings provided the Green Wave with a gutsy 7.0-inning effort, strikingout six while giving up four runs (three earned) on nine hits.



Joining Hamilton on the Regional All-Tournament Team were Bogusevic, Dini, Brad Emaus and Owings.

Tulane 17, Southern 7

Southern	0	2	1	0	1	1	2	0	0	-	7	13
Tulane	0	5	0	0	5	0	1	6	X	-	17	21

WP: Games (8-2); LP: Kirk (4-4); SV: Latham (10).

2B: Nelson (SU), Cox (SU), Southard (TU), Emaus 2 (TU), Dini (TU), Hamilton (TU); 3B: Gause (SU); HR: Coats (SU), Hamilton 2 (TU), Barket (TU).

Tulane 10, Alabama 4

Tulane	1	0	3	0	1	0	0	2	3	-	10	13
Alabama	0	0	0	0	3	0	1	0	0	-	4	8

WP: Bogusevic (13-1); LP: Carter (7-4); SV: Latham (11).

2B: Southard (TU), Owings (TU), Holland (TU); HR: Owings 2 (TU), Hamilton (TU), Iorg (UA).

Tulane 7, Alabama 4

Alabama	1	0	2	0	1	0	0	0	0	-	4	9
Tulane	2	0	3	0	0	0	2	0	X	-	7	11

WP: Owings (10-4); LP: Shields (1-1); SV: Latham (12).

2B: Scott (UA), Welch 2 (UA), Hamilton 2 (TU), Dini (TU), Barket (TU); 3B: Scelfo (UA); HR: Dini (TU).

2005 NEW ORLEANS SUPER REGIONAL

New Orleans, La. • Host: Tulane

Playing a Super Regional at Turchin Stadium for the first time in school history, the Green Wave overcame a rocky start to win a pair of elimination games and earn the program's second trip to the College World Series.

Rice, who won the Baton Rouge Regional, shocked the Green Wave in the opener, jumping out to an early 7-0 lead and cruising to a 9-5 win.

From there, however, it was all Green Wave as Tulane posted a 7-0 victory in game two and scored seven runs over the final two frames in game three to spark the celebration.

The Owls jumped all over Tulane in game one, pounding 16 hits over the first five innings. Tulane did not back down as Nathan Southard sparked a four-run eighth with a two-run homer, but the early deficit proved too much to overcome.

Facing elimination, the Green Wave rode a complete-game pitching performance by Micah Owings in game two. Owings struck out eight, walked one and allowed just three hits while not allowing a runner to reach as far as second base.

Tulane scored the first run of the game in the seventh when Scott Madden drew a bases-loaded walk, but sent 10 to the plate in the top of the ninth as the Green Wave plated six runs on five hits and took advantage of a pair of free passes to blow the game open.

The Green Wave got off to a good start in game three, scoring a pair of runs in the first. Rice, however, chipped away with single runs in the second, third and sixth innings to take a one-run lead.

Tulane plated four in the top of the eighth, but Rice came right back with a three-spot in the bottom of the frame. Not to be denied, Owings sparked a three-run ninth with an RBI single, and Daniel Latham retired the side in order in the bottom of the inning to clinch the series.

Rice 9, Tulane 5

Rice	3	3	0	1	2	0	0	0	0	-	9	16
Tulane	0	0	0	1	0	0	4	0	0	-	5	12

WP: Geer (12-4); LP: Bogusevic (13-2); SV: Bell (1).

2B: Henley 2 (RU), Buchanan (RU), Rodriguez (RU), Lehmann (RU), Owings

The Green Wave defeated No. 11 Washington 12-3 in the championship game of the 2004 NCAA Oxford Regional. Tulane fell behind 3-0 after one inning, but scored 12 unanswered runs to claim the second regional title in school history.

(TU), Holland (TU), Bogusevic (TU); HR: Southard (TU).

Tulane 7, Rice 0

Tulane	0	0	0	0	0	0	1	0	6	-	7	10
Rice	0	0	0	0	0	0	0	0	0	-	0	3

WP: Owings (11-4); LP: Savery (8-5).

2B: Manzella (TU), Owings (TU), Dini (TU), Holland (TU).

Tulane 9, Rice 6

Tulane	2	0	0	0	0	0	4	3	-	9	13	3
Rice	0	1	1	0	0	1	0	3	0	-	6	9

WP: Latham (2-0); LP: Hale (1-3).

2B: Manzella (TU), Dini (TU), Madden 2 (TU), Holland (TU), Buchanan (RU), Pendleton (RU); HR: Rodgers (RU), Lehmann (RU).

2005 COLLEGE WORLD SERIES

Omaha, Neb. • Host: Creighton University

It started with a bang, but ended all too abruptly as the Green Wave posted a 3-1 win over Oregon State their first game of the 2005 College World Series, only to drop the next two to finish the year 56-12.

The Beavers drew first blood in Tulane's CWS opener with a run in the top of the first, but Micah Owings kept Oregon State off the scoreboard over his final six innings of work and Scott Madden - the lone holdover from Tulane's 2001 CWS squad - used his Omaha experience to give the Green Wave a 2-1 lead in the seventh.

With two on and two out, Madden came on to pinch hit. After falling behind 1-2, he ripped a two-run double to the gap in right to put the Green Wave ahead by a run. Nathan Southard followed with a solo homer in the eighth, and Daniel Latham topped the final two scoreless frames for an opening-round win.

Two days later, however, things took a turn for the worse. Texas right-hander Kyle McCulloch tossed seven scoreless frames of six-hit baseball, and the Longhorn offense played small ball to near perfection to claim a 5-0 win and send Tulane into the loser's bracket.

McCulloch struck out seven and scattered six hits and three walks, while J. Brent Cox went the final two innings, giving up just a single with three Ks.

Tulane appeared to turn things around in game three as the Green Wave jumped all over Baylor with a six-run second and added another run in the fifth.

Down 7-0 going after six and a half innings, the Bears plated three runs in the seventh, two in the eighth and another three in the ninth to end the Green Wave's season.

Tulane 3, Oregon State 1

Oregon State	1	0	0	0	0	0	0	0	0	-	1	6
Tulane	0	0	0	0	0	0	2	1	X	-	3	8

WP: Owings (12-4); LP: Nickerson (9-2); SV: Latham (13).

2B: Barney (OSU), Jenkins (OSU), Madden (TU); HR: Southard (TU).

Texas 5, Tulane 0

Tulane	0	0	0	0	0	0	0	0	0	-	0	7
Texas	2	0	0	0	2	1	0	0	X	-	5	12

WP: McCulloch (11-4); LP: Bogusevic (13-3).

2B: Owings (TU), Maroul (UT).

Baylor 8, Tulane 7

Tulane	0	6	0	0	1	0	0	0	0	-	7	9
Baylor	0	0	0	0	0	0	3	2	3	-	8	12

WP: Woody (10-3); LP: Morgan (6-1).

2B: Bogusevic (TU), Griffin (BU), Dillon (BU), Russo (BU), Sevigny (BU); 3B: Owings (TU); HR: Hamilton (TU).

2006 OXFORD REGIONAL

Oxford, Miss. • Host: University of Mississippi

Tulane's Cinderella run of a return trip to the College World Series was derailed twice during the 2006 season — by Hurricane Katrina in August and by host Ole Miss in June.

The Green Wave faced unprecedented challenges throughout the 2006 season from having to relocate to Lubbock, Texas, and the campus of Texas Tech to having to play all of its home games away from home at nearby Zephyr Field.

In the end, however, the Green Wave still managed to finish the year 43-21, earn its ninth straight trip to the NCAA Regionals and advance to the Regional championship game for the third consecutive season.

Tabbed a No. 2 seed by the selection committee, Tulane faced a tough draw in South Alabama and All-American pitcher P.J. Walters in the first round, and the Jaguars won the opener, 7-1.

Unfazed by the setback, Tulane used a six-run attack over the first two



The 2005 team let their emotions show after defeating Rice, 9-6, in game three of the NCAA New Orleans Super Regional at Turchin Stadium. With the win, Tulane clinched its second trip to the College World Series.

innings to propel itself past Bethune-Cookman in round two and won the rematch against South Alabama in game three, 18-11. In that game, Tulane erased an early 3-2 deficit with a nine-run fifth to mark the second-highest scoring inning in Green Wave postseason history.

It appeared that Tulane may force a second championship-game matchup as Mark Hamilton belted a two-run homer in the first inning against Ole Miss, but the Rebels responded with seven unanswered runs over the next five innings to cruise to an eight-run win.

South Alabama 7, Tulane 1

South Ala.	0	0	1	0	2	0	2	0	2	-	7	12	0
Tulane	0	0	0	0	1	0	0	0	0	-	1	4	1

WP: Walters (11-3); LP: Morgan (8-6).
HR: Freese (USA).

Tulane 12, Bethune-Cookman 7

Tulane	2	4	0	1	0	5	0	0	0	-	12	13	1
BCC	0	0	2	0	1	0	0	1	3	-	7	8	1

WP: Mohl (9-0); LP: Blackwell (7-7).
2B: Riser (TU), McFadden (TU), Southard (TU), Guidry (TU), Jimenez (BCC); HR: Sagbini (BCC).

Tulane 18, South Alabama 11

Tulane	2	0	0	0	9	0	5	1	1	-	18	20	1
South Ala.	3	0	0	0	0	0	6	2	0	-	11	9	1

WP: Games (7-6); LP: Doan (6-3).
2B: McFadden (TU), Southard (TU), Henry (TU), Jones (USA); 3B: Riser (TU); HR: Hamilton (TU), Cunningham (USA), Collins (USA).

Mississippi 12, Tulane 4

Mississippi	0	2	3	0	3	1	0	1	2	-	12	15	0
Tulane	2	0	0	0	0	0	0	2	0	-	4	10	0

WP: Lynn (7-3); LP: Porlier (7-5).
2B: Coghlan (UM), Power (UM), Brashear (UM), Wright (UM), Button (UM); HR: Wright (UM), Hamilton (TU), Emaus (TU).

2008 TALLAHASSEE REGIONAL

Tallahassee, Fla. • Host: Florida State

The Green Wave claimed their 19th NCAA Regional berth after putting together a 39-22-1 season, finishing third in the Conference USA regular-season standings at 13-9-1 and posting a 1-2 showing in the ever competitive C-USA Tournament. Tulane fielded one of the most inexperienced teams in the Rick Jones era in 2008 as the roster featured 15 newcomers to the program. Of the 30 student-athletes to see time on the field in 2008, only two positions players — middle infielder Seth Henry and outfielder Warren McFadden — had started a postseason game for the Green Wave. From the hill, Tulane had just two hurlers with NCAA Regional experience: senior right-hander Trey Martin and junior righty Jonathan Garrett, who tossed a combined 6.2 innings in the 2006 NCAA Oxford Regional at Ole Miss. Tulane claimed an at-large bid to the NCAA postseason, marking the 11th time in school history the Green Wave has done so. The other eight came via automatic bid after winning either the Metro or Conference USA Tournament Titles. The third-seeded Tulane University baseball team defeated No. 2 seed Florida, 7-4, in game one and followed it up with another near-flawless victory against Bucknell, 4-1, Saturday evening in day two of Regional play. Game three and four found the Wave up against a very hot Florida State club. Tulane fell 17-8 in the first meeting before facing a season-ended 16-7 loss to the Seminoles.

Tulane 7, Florida 4

Tulane	0	0	0	0	1	0	6	0	0	-	7	15	1
Florida	0	0	0	0	0	4	0	0	0	-	4	8	0

WP: Pepitone (4-1); LP: Bullock (4-5).
2B: Henry (TU); Dyer (TU); Prince (TU); McArthur (UF); Barber 2 (UF); Cooper (UF). HR: Townsend (UF).

Tulane 4, Bucknell 1

Bucknell	0	0	0	0	0	1	0	0	0	-	1	3	1
Tulane	0	0	2	2	0	0	0	0	X	-	4	7	1

WP: Petiton (7-1); LP: Jarrett, E (5-6).
2B: Prince (TU); 3B: Scelfo (TU).

Tulane 4, Bucknell 1

Bucknell	0	0	0	0	0	1	0	0	0	-	1	3	1
Tulane	0	0	2	2	0	0	0	0	X	-	4	7	1

WP: Petiton (7-1); LP: Jarrett, E (5-6).
2B: Prince (TU); 3B: Scelfo (TU).

Florida St. 17, Tulane 8

Tulane	0	0	0	4	0	2	0	0	2	-	8	10	2
Florida St.	3	0	1	1	5	0	0	7	X	-	17	14	2

WP: Strauss (9-1); LP: Garrett, (3-3).
2B: Powell (TU); McFadden 2(TU); Delmonico, T.(FSU); Tapley, S.(FSU). HR: - Dyer (TU); Honeck (TU); Posey, B. 2 (FSU); Guinn, D. (FSU).

Florida St. 16, Tulane 7

Florida St.	0	0	0	6	4	0	4	0	2	-	16	18	4
Florida St.	0	0	0	0	2	2	1	1	1	-	7	11	3

WP: Fairel (11-2); LP: Hunt, (9-4).
2B: Stidham, J. (FSU); Guinn, D. (FSU); Delmonico, T. (FSU); Tapley, S.(FSU); Scelfo (TU); Dyer (TU); McFadden (TU); Prince(TU). 3B: Dyer (TU). HR: McFadden (TU).

INTRODUCTION

TULANE STAFF

THE GREEN WAVE

2009 REVIEW

THIS IS TULANE

HISTORY



Year-By-Year Results



1893

Record: 1-1

Head Coach: J.P. Clinton

W Southern AC	10-2
L LSU	10-8

1894

Record: 3-0

Head Coach: J.P. Clinton

W Jesuit	39-6
W Press	17-5
W LSU	12-11

1897

Record: 0-4

Head Coach: F.B. Manis

L Alabama	17-3
L Alabama	25-10
L Alabama	14-10
L LSU	31-8

1898

Record: 7-2

Head Coach: F.B. Manis

W Alabama	9-7
W Alabama	8-7
W Alabama	8-0
W N.O. Club	20-10
L Mississippi	14-6
L Mississippi	7-3
W LSU	19-15
W LSU	13-8
W Alumni	17-12

1899

Record: 5-3-2

Head Coach: N/A

W NO Press	27-21
T Texas (12)	3-3
L Texas	12-1
L Alabama	3-2
W Alabama	13-6
L Alabama	6-5
W Mississippi	11-5
W Mississippi	6-4
T LSU	5-5
W LSU	7-5

1900

Record: 7-4

Head Coach: N/A

W LSU	10-7
L LSU	8-7
L Mississippi	22-4
W Mississippi	17-6
W Mississippi	6-5
W Wash. & Jeff.	12-11
W Wash. & Jeff.	11-2
W Alabama	10-3
L Alabama	6-4
W Alabama	11-3
L LSU	9-5

1901

Record: 7-8

Head Coach: N/A

L Mississippi	12-2
L Mississippi	15-7
L Texas	13-5
L LSU	8-7
L LSU	9-4

W LSU	10-7
L Mississippi	22-7
W Mississippi	17-6
L Mississippi	6-2
W Jefferson Military	14-13
W Jefferson Military	11-4
W Spring Hill Alumni	11-10
W Alabama	9-3
L Alabama	10-6
W Alabama	12-3

1902

Record: 8-5

Head Coach: N/A

W Cohn Ber	9-5
W Stauffer Eshleman	8-6
W YMCA	18-3
L Texas	8-7
L Smith Brothers	2-1
W Southern Union	14-8
L Southern Union	8-5
L Mississippi	6-4
W Mississippi	6-4
L Mississippi	6-3
W Southern Union	9-6
W Southern Union	11-8
W Southern Union	11-5

1903

Record: 7-2

Head Coach: Thomas Willis

W Marion	7-4
W Marion	9-0
L Marion	7-3
W Southern AC	16-0
W Greensboro	7-4
L Greensboro	14-5
W Greensboro	12-11
W Central Univ.	7-6
W Central Univ.	5-3

1904

Record: 6-7

Head Coach: Thomas Willis

L Mississippi St.	5-0
L Mississippi St.	8-2
W Mississippi	18-0
W Mississippi	14-4
W Mississippi	13-2
L Texas	11-1
L Texas	3-1
L Texas	13-1
L Texas	6-4
W Baylor	7-3
L Baylor	4-3
W Southwestern (TX)	4-3
W Southwestern (TX)	7-3

1905

Record: 7-7

Head Coach: Thomas Willis

L Mississippi	4-3
L Mississippi	14-9
W Mississippi	8-5
L Mississippi St.	6-4
W Mississippi St.	3-1
L Mississippi St.	8-4
L Alabama	5-3
L Alabama	8-0
W Alabama	3-2
W Louisiana Tech	3-1
W Louisiana Tech	11-2
W LSU	5-4
W LSU	15-1
L LSU	16-5

1906

Record: 14-18-2

Head Coach: J. Richard

L Mississippi	4-3
W Mississippi	14-9
W Mississippi	8-5
L Mississippi St.	6-4
W Mississippi St.	3-1
T Mississippi St.	2-2
L Alabama	5-3
L Alabama	8-0
W Alabama	3-2
L Mississippi	5-3
L Mississippi	7-4
L Mississippi	3-7
W Southern Union	5-4
L Southern Union	9-8
W Southern Union	10-7
L Mississippi College	2-1
W Mississippi College	3-0
W Mississippi College	5-1
W LSU	4-0
L LSU	5-1
L Jefferson Military	11-9
W Jefferson Military	4-2
W Chamberlin Hunt	6-5
L Tennessee	8-6
W Tennessee	5-4
W Marion Military	9-3
L Marion Military	6-2
L LSU	9-2
W LSU	6-4
T Mississippi	3-3
L Mississippi	5-4
L LSU	6-5
L LSU	15-1
L LSU	16-5

1907

Record: 6-3-1

Head Coach: J. Richard

L Southern	1-0
W Southern	10-1
T Southern	0-0
L Texas A&M	3-1
W Mississippi St.	13-0
L Mississippi St.	5-3
W Mississippi St.	14-0
W Tennessee	3-2
W Tennessee	4-1
W Tennessee	4-0

1910

Record: 3-6-1

Head Coach: N/A

L Mississippi Coll.	6-5
L Mississippi Coll.	4-5
L Mississippi Coll.	3-1
L Mississippi St.	4-1
L Mississippi	4-0
L Mississippi	4-2
T Mississippi	8-8
W Texas	4-3
W Texas	4-3
W Texas	1-0

1911

Record: 3-3

Head Coach: Bruce Hays

L LSU	3-2
W LSU	6-5
L Louisiana Ind.	7-5
L Mississippi St.	5-4
W LSU	5-3
W LSU	3-2

1912

Record: 3-6-1

Head Coach: Bruce Hays

L Louisiana Coll.	5-4
W Louisiana Coll.	10-1
L Louisiana Ind.	5-3
T Louisiana Ind.	5-5
W LSU	5-1
L LSU	6-3
L Texas	12-2
W U.S.S. Nebraska	3-2
L LSU	5-3
L LSU	9-6

1913

Record: 3-9

Head Coach: Bruce Hays

W LSU	2-0
W LSU	4-3
L LSU	4-2
L LSU	12-2

L Mississippi St.	6-2
L Mississippi St.	8-0
L Alabama	1-0
L Alabama	9-0
L Georgia	4-1
L Georgia	7-0
W Mississippi St.	7-6
L Mississippi St.	5-1

1914

Record: 5-5-1

Head Coach: Bruce Hays

W Mississippi	4-0
W Mississippi	3-2
W LSU	3-0
W LSU	13-5
L Alabama	4-3
L Alabama	3-2
T Marion	7-7
L Marion	7-6
W Marion	8-1
L Auburn	1-0
L LSU	5-4

1915

Record: 6-10

Head Coach: Bruce Hays

L Illinois	7-2
L Illinois	9-0
W Jefferson	8-7
W Jefferson	8-7
L LSU	6-5
L LSU	19-1
L Alabama	9-2
L Mississippi	7-2
L Mississippi	5-1
L Mississippi (10)	3-2
L Marion	8-5
L Marion	6-3
W Marion	10-6
W St. Paul (11)	3-1
W LSU	2-1
W LSU	7-0

1916

Record: 1-4

Head Coach: N/A

L N.O. Press	11-0
L LSU	2-0
L LSU	14-8
L LSU	16-1
W LSU	6-2

1919

Record: 6-3

Head Coach: John Gondolf

W St. Stanislaus	3-1
L LSU	5-1
W Spring Hill	4-3
L Spring Hill	11-4
W LSU	3-2
W Spring Hill	5-1
W Spring Hill	3-0
L Spring Hill	3-1
W LSU	7-1

1923

Record: 2-8-1

Head Coach: Bruce Hays

L Illinois	3-0
L Illinois	14-3
L Spring Hill	9-8
L Spring Hill	2-0
W Spring Hill	11-3
L Alabama	5-4
L Alabama	14-1
L LSU	4-2
W LSU	6-3
L LSU	6-5
T LSU	6-6

1924

Record: 9-4

Head Coach: Claude Simons, Sr.

W Mississippi St.	6-2
L Mississippi St.	3-2
W Illinois	7-0
L Illinois	10-3
W St. Stanislaus	11-9
W Spring Hill	3-0
W Mississippi	11-8
L Mississippi	7-1
W LSU	7-3
L LSU	4-3
W St. Stanislaus	12-5
W LSU	8-4
W LSU	2-1

1925

Record: 5-7

Head Coach: Claude Simons, Sr.

W Mississippi Coll.	16-4
W Mississippi Coll.	2-1
L Iowa	5-1
L Iowa	6-4
W Mississippi St.	4-2
L Mississippi St.	8-4
L Mississippi	8-6
L Mississippi	7-4
W LSU	6-5
W LSU	7-6
L LSU	7-4
L LSU	14-7

1926

Record: 4-6

Head Coach: Claude Simons, Sr.

W Auburn	4-2
L Auburn	4-0
L Wisconsin	2-0
L Mississippi	4-2
L Mississippi	5-0
L LSU	2-0
W Alabama	6-3
W Alabama	4-2
W LSU	4-2
L LSU	4-2

1927

Record: 0-9

Head Coach: Claude Simons, Sr.

L N.O. Pelicans	15-2
L Auburn	12-3
L Auburn	6-0
L Mississippi St.	10-2
L Mississippi St.	15-1
L Alabama	15-2
L Alabama	11-3
L LSU	7-1
L LSU	4-0

1928

Record: 6-6

Head Coach: Peggy Flourney

L Auburn	4-2
L Auburn	5-3
W Iowa	2-1
L Iowa	6-1
W LSU	7-4
L Alabama	3-0
L Alabama	5-0
L LSU	7-6
W LSU	6-3

1929

Record: 4-4-1

Head Coach: N/A

W Auburn	10-4
L Auburn	17-6
L Alabama	9-3
W Alabama	3-0
T Mississippi St.	4-4
W LSU	7-6
L LSU	5-3
L LSU	8-6
W LSU	3-0

1930

Record: 0-14

Head Coach: Ted Bank

L Auburn	11-5
L Auburn	2-1
L Minnesota	15-6
L Alabama	12-4
L Alabama	7-6
L Spring Hill	12-7
L Spring Hill	20-0
L Mississippi St.	3-2
L Mississippi St.	6-5
L Spring Hill	6-1
L LSU	8-4
L LSU	12-4
L LSU	12-4
L LSU	10-1

1932

Record: 0-3

Head Coach: Ted Bank

L LSU	7-1
L LSU	6-2
L LSU	11-10

INTRODUCTION

TULANE STAFF

THE GREEN WAVE

2009 REVIEW

THIS IS TULANE

HISTORY

Year-By-Year Results



INTRODUCTION

TULANE STAFF

THE GREEN WAVE

2009 REVIEW

THIS IS TULANE

HISTORY

1937

Record: 0-4 • SEC: 0-4

Head Coach: Bill Vegan

L	LSU	17-13
L	LSU	10-5
L	LSU	11-10
L	LSU	7-6

Claude Simons, Jr. Era

1938-41; 1943-49

Record: 92-68 (.575)



Posted five winning seasons. Led the Green Wave to the SEC Championship in 1948 after posting an 18-4 overall mark. Had winning record in final three seasons. Retired as Tulane's winningest coach with 92 wins in 11 seasons (since surpassed).

1938

Record: 3-3 • SEC: 1-1

Head Coach: Claude Simons, Jr.

L	Minnesota	4-1
L	Minnesota	11-2
W	Northwestern	6-1
W	Northwestern	8-3
W	LSU	8-6
L	LSU	17-7

1939

Record: 2-4 • SEC: 0-3

Head Coach: Claude Simons, Jr.

W	Minnesota	11-6
L	Minnesota	4-2
W	Illinois St. Tchrs.	7-6
L	LSU	11-3
L	LSU	10-1
L	LSU	16-0

1940

Record: 1-7 • SEC: 1-3

Head Coach: Claude Simons, Jr.

L	Minnesota	7-0
L	Minnesota	11-2
L	Northwestern	9-5
L	Northwestern	13-9
L	LSU	17-1
L	LSU	10-1
W	LSU	5-4
L	LSU	9-1

1941

Record: 3-9 • SEC: 2-6

Head Coach: Claude Simons, Jr.

L	Minnesota	4-3
L	Minnesota	5-0
L	Northwestern	7-2
W	Northwestern	6-2
L	Mississippi St.	4-2
L	Mississippi St.	10-0
L	Mississippi	5-3
L	Mississippi	8-1
L	LSU	4-0
W	LSU	7-2
L	LSU	2-1
W	LSU	3-1

1942

Record: 2-9 • SEC: 2-6

Head Coach: Bobby Kellog

L	Illinois Wesleyan	16-11
L	Illinois Wesleyan	4-2
L	N.O. Pelicans	6-1
L	Mississippi St.	4-0
L	Mississippi St.	3-2
W	Mississippi	9-2
L	Mississippi	16-4
L	LSU	5-4
W	LSU	7-6
L	LSU	9-2
L	LSU	13-2

1943

Record: 9-8 • SEC: 5-3

Head Coach: J.P. Clinton

L	US Naval Air Base	4-2
W	US Naval Training	15-1
L	US Naval Air Base	11-7
W	US Naval Training	11-2
L	US Naval Air Base	4-3
W	Mississippi St.	9-7
W	Mississippi St.	2-1
W	Mississippi	6-5
W	Mississippi	9-8
L	U.S. Coast Guard	9-5
W	N.O. Pelicans	10-6
L	Jackson Barracks	7-3
L	LSU	7-3
L	LSU	7-3
W	U.S. Naval Training	9-6
L	LSU	5-4
W	LSU	8-3

1944

Record: 5-6

Head Coach: Claude Simons, Jr.

W	Armed Guard Cnt	4-3
L	Keesler AFB	8-3
W	Jackson Barracks	2-1
L	Keesler AFB	3-1
L	N.O. Pelicans	7-5
L	LSU	5-3
W	LSU	8-3
W	LaGarde Hospital	9-7
W	Armed Guard Cnt	16-5
L	LSU	3-1
L	LSU	1-0

1945

Record: 21-5

Head Coach: Claude Simons, Jr.

W	8th Naval District	9-0
W	8th Naval District	8-2
W	LaGarde Hospital	9-7
W	LaGarde Hospital	7-1
W	U.S. Naval Repair Base	14-1
W	LaGarde Hospital	2-1
W	U.S. Naval Repair Base	10-7
W	U.S. Naval Hospital	6-3
W	U.S. Naval Hospital	7-2
W	U.S. Naval Air Stat.	8-1
W	LaGarde Hospital	5-0
W	8th Naval District	16-1
L	LSU	7-5
W	LSU	10-6
W	LSU	10-6
L	N.O. Pelicans	5-3
L	LSU	5-1
L	LSU	1-0
W	Keesler AFB	7-6
W	Keesler AFB	9-4
W	8th Naval District	11-1
W	Keesler AFB	4-1
W	U.S. Naval	8-5
W	Gulfpport Army Air Base	10-1
W	Gulfpport Army Air Base	3-1
W	U.S. Naval Repair Base	6-0
L	U.S. Naval Training	9-2

1946

Record: 6-13 • SEC: 0-6

Head Coach: Claude Simons, Jr.

L	U.S. Naval Air Station	2-0
L	New Orleans Club	6-2
W	U.S. Naval Hospital	6-3
W	Southwestern La.	13-11
W	U.S. Naval Repair Base	7-6
L	Mississippi St.	11-9
L	Mississippi St.	19-13
W	U.S. Air Base	19-5
W	Keesler AFB	7-0
L	Southwestern La.	7-1
L	Thibodaux Club	8-7
W	U.S. Naval Repair Base	10-3
L	U.S. Naval Hospital	2-1
W	U.S. Naval Repair Base	6-4
L	LSU	14-5
L	LSU	3-2
L	LSU	7-4
L	LSU	4-2
W	Barksdale Field	14-3



The 1948 Green Wave squad won the first conference title in school history, claiming the Southeastern Conference Championship with a 7-1 league mark. Led by head coach Claude Simons, Jr. (second row, first on the left), the squad also featured a future head coach in Ben Abadie (second row, fourth from right).

1947

Record: 17-3 • SEC: 3-2

Head Coach: J.P. Clinton

W	Southeastern La.	6-2
W	Southeastern La.	11-7
W	Southeastern La.	18-3
W	Southeastern La.	19-5
W	Northwestern	6-5
W	Northwestern	6-2
L	Mississippi St.	8-1
L	Thibodaux Club	9-3
W	SW La. Institute	10-0
W	SW La. Institute	7-3
W	Ama Aces	33-2
W	Keesler Field	6-4
W	Keesler Field	21-0
W	Spring Hill	11-1
W	Army Air Base	20-1
L	LSU	15-3
W	LSU	9-2
W	Naval Air Station	13-3
W	LSU	5-3
W	LSU	7-2

1948

Record: 18-4 • SEC: 7-1

Head Coach: Claude Simons, Jr.
SEC Champions

L	N.O. Pelicans	10-3
W	Keesler Field	8-2
W	Northwestern	11-5
W	Southeastern La.	22-9
W	Southeastern La.	14-7
L	Houma Indians	4-2
W	Thibodaux Giants	16-2
W	Southwestern La.	14-7
L	Houma	4-2
W	Mississippi St.	6-5
W	Mississippi St.	8-3
W	Spring Hill	9-4
L	Pensacola Navy	6-4
W	Keesler AFB	10-1
W	Mississippi	9-8
W	Mississippi	11-3
W	Spring Hill	6-2
W	Hahnville	10-9
W	Southeastern La.	11-2
W	LSU	11-9
W	LSU	5-4
W	Southwestern La.	12-3
W	LSU	6-4
L	LSU	7-6

1949

Record: 14-8 • SEC: 5-5

Head Coach: Claude Simons, Jr.

L	Keesler Field	5-3
W	Northwestern	3-2
L	Northwestern	6-5
W	Southeastern La.	6-5
W	Southern Miss	4-3
L	Mississippi St.	11-2
L	Mississippi St.	10-2
W	Spring Hill	12-4
W	Southeastern La.	3-2
W	Southeastern La.	6-4
W	Spring Hill	13-7
W	Pensacola Navy	15-3
W	Pensacola Navy	5-2
W	Mississippi	3-0
W	Mississippi	1-0

W	Keesler AFB	8-1
L	LSU	15-3
L	LSU	2-1
W	LSU	5-4
W	LSU	4-3
W	Mississippi St.	7-2
L	Mississippi St.	10-4

1950

Record: 4-9-1 • SEC: 1-4

Head Coach: John Reed

W	Southeastern La.	5-2
L	Northwestern	11-3
L	Northwestern	7-3
L	Southeastern La.	15-5
W	Wheaton	5-0
W	Purdue	11-9
L	Purdue	7-0
L	Mississippi	9-4
L	Mississippi	13-6
L	Mississippi St.	14-5
L	Mississippi St.	22-10
W	LSU	8-6
T	LSU	2-2
L	Southwestern La.	5-3

1951

Record: 8-13 • SEC: 7-9


Head Coach: John Reed

L	Northwestern	10-6
L	Northwestern	7-1
W	Mississippi St.	16-6
L	Mississippi St.	6-4
W	Auburn	7-5
L	Auburn	8-4
L	Alabama	10-0
L	Alabama	6-3
W	Pensacola Navy	16-7
W	Pensacola Navy	9-5
W	Pensacola Navy	14-6
L	Mississippi St.	9-4
L	Mississippi St.	6-1
L	Mississippi	7-4
L	Mississippi	5-4
W	Mississippi	5-3
L	Mississippi	11-0
W	LSU	17-6
W	LSU	5-3
W	LSU	2-1
L	LSU	7-3

Dennis Vinzant Era

1952-54

Record: 37-22-1 (.625)



Posted winning seasons in all three years including a 14-5 mark in 1952. Led the Green Wave to a second-place finish in the SEC in 1952, a fourth-place showing in 1953 and a third-place ranking in 1954. Ranks third in Tulane history among coaches with a .625 winning percentage.

1952

Record: 14-5-1 • SEC: 11-4

Head Coach: Dennis Vinzant

W	Southeastern La.	19-3
L	N.O. Pelicans	8-0
W	Shell Oil	10-7
W	Shell Oil	12-3
W	Mississippi	17-1
W	Mississippi	15-4
W	Alabama	8-0
L	Alabama	6-4
W	Auburn	10-7
T	Auburn	7-7
W	Mississippi St.	4-1
W	Mississippi St.	6-5
W	Mississippi St.	4-1
L	Mississippi	3-0
W	Pensacola Navy	7-6
L	Mississippi St.	18-7
L	LSU	4-3
W	LSU	11-8
W	LSU	3-1
L	LSU	18-10

1953

Record: 11-9 • SEC: 8-7

Head Coach: Dennis Vinzant

W	Keesler AFB	6-5
W	Southeastern La.	6-1
L	Keesler AFB	10-8
W	Southeastern La.	3-2
W	Auburn	8-2
L	N.O. Pelicans	7-0
L	Mississippi	5-3
W	Mississippi	13-3
W	Vanderbilt	14-2
L	Vanderbilt	7-3
L	Mississippi	4-3
L	Mississippi	5-4
W	Alabama	3-2
W	Alabama	11-2
L	Mississippi St.	5-2
L	Mississippi St.	16-4
W	LSU	8-7
W	LSU	3-1
L	LSU	10-4
W	LSU	8-7



Year-By-Year Results

1954

Record: 12-8 • SEC: 10-6


Head Coach: Dennis Vinzant

L Keesler AFB	6-1
W Keesler AFB	6-5
L Northwestern	4-1
L Mississippi	7-1
L Mississippi	5-4
W Mississippi St.	10-4
W Mississippi St.	4-1
W LSU	14-9
W LSU	4-0
L Mississippi St.	6-1
L Mississippi St.	7-6
W Alabama	6-5
L Alabama	8-4
W Illinois	16-2
L Alabama	4-2
W Alabama	11-10
W Vanderbilt	2-1
W Vanderbilt	4-3
W LSU	5-1
W LSU	3-1

Ben Abadie Era

1955-57; 1964-66

Record: 70-62-1 (.530)



Spearheaded the movement of Tulane's program to varsity status. Set a team record with 15 consecutive wins in 1966 (since tied by the 2001 squad). Posted four seasons of .500-or-better, including an 11-9 record in 1957, a 15-10 mark in 1965 and a 17-7 showing in 1966. Still ranks fifth all-time in wins at Tulane.

1955

Record: 4-12 • SEC: 3-11

Head Coach: Ben Abadie

L Mississippi	1-0
L Mississippi	10-0
L Alabama	14-3
L Alabama	3-0
W Mississippi St.	9-6
L Mississippi St.	3-0
L Alabama	14-3
L Alabama	8-2
W Spring Hill	7-6
W Mississippi St.	9-5
L Mississippi St.	20-13
L Spring Hill	5-3
L LSU	4-3
W LSU	12-6
W LSU	8-7
L LSU	5-3

1956

Record: 11-11 • SEC: 7-9

Head Coach: Ben Abadie

W Spring Hill	5-1
W Spring Hill	4-0
L Spring Hill	8-3
L Northwestern	6-2
W Mississippi St.	8-1
L Mississippi St.	12-0
L Mississippi St.	4-2
W Vanderbilt	4-3
W Vanderbilt	13-0
L Vanderbilt	6-4
W Southern Miss	15-4
W Spring Hill	8-6
L LSU	5-4
W LSU	8-6
W Alabama	5-2
L Alabama	10-5
L Alabama	7-1
L Mississippi	5-2
L Mississippi	7-1
L Mississippi	1-0
W LSU	2-1
W LSU	9-8

1957

Record: 11-9 • SEC: 6-8

Head Coach: Ben Abadie

W Spring Hill	5-3
W Spring Hill	7-0
W Mississippi St.	4-3
L Mississippi St.	4-0
W Northwestern	7-2
W Vanderbilt	8-6
W Vanderbilt	3-0
W Vanderbilt	10-5
L Centenary	8-4
W Spring Hill	9-0
W LSU	8-6
W Mississippi	5-4
L Mississippi	1-0
L Mississippi	8-4
L Alabama	8-4
L Alabama	4-1
L Alabama	4-1
L LSU	4-1
L LSU	1-0
W Centenary	7-4

1958

Record: 4-18 • SEC: 2-4

Head Coach: Mel Parnell

L Southeastern La.	11-6
L Spring Hill	11-3
W Northwestern	9-4
L Northwestern	7-4
L Alabama	20-1
L Alabama	9-5
L Mississippi St.	22-4
W Mississippi St.	9-8
L Alabama	18-5
L Alabama	10-4
L Mississippi	10-2
L LSU	7-4
L LSU	5-4
L Mississippi St.	6-0
L Mississippi St.	10-1
W Mississippi St.	9-7
L Mississippi St.	13-0
L Spring Hill	6-4
W Louisiana Coll.	13-3
L LSU	16-14
L LSU	6-0
L Louisiana Coll.	3-2

1959

Record: 6-9 • SEC: 5-8

Head Coach: Bob Whitman, Sr.

W Northwestern	8-7
L Northwestern	8-0
L Alabama	8-0
L Alabama	15-7
W Mississippi St.	4-1
L Mississippi St.	9-1
L Mississippi St.	11-0
W Mississippi St.	11-3
W Mississippi	5-4
L Mississippi	8-1
L Mississippi	22-2
W LSU	9-7
L LSU	6-1
L LSU	5-4
W LSU	3-2

1960

Record: 2-14 • SEC: 1-11

Head Coach: Jack Orsley

L Northwestern	6-3
L Northwestern	11-7
L Alabama	7-3
L Alabama	4-0
L Alabama	10-0
L Alabama	8-1
L Mississippi St.	10-2
L Mississippi St.	16-0
W Mississippi St.	1-0
L Mississippi St.	6-0
L Mississippi	13-2
L Mississippi	13-2
L LSU	10-0
L LSU	10-3
L LSU	5-0
W LSU	2-1

1961

Record: 4-14 • SEC: 2-12

Head Coach: Jack Orsley

L Northwestern	3-1
W Northwestern	5-3
L Mississippi	8-1
L Mississippi	13-0
L Mississippi	9-6
L Mississippi	14-2
L Alabama	9-0
L Alabama	6-5
L LSU	13-3
W LSU	3-2
W Nicholls St.	8-6
L Nicholls St.	6-0
L Mississippi St.	16-3
L Mississippi St.	8-3
W Alabama	8-6
L Alabama	7-0
L LSU	6-3
L LSU	5-3

1962

Record: 4-17-1 • SEC: 2-13

Head Coach: Doug Hafner

L Southeastern La.	4-2
L Southeastern La.	8-4
L Nicholls St.	4-3
W Northwestern	2-1
W Northwestern	5-0
L LSU	4-0
W LSU	8-3
L Mississippi St.	3-0
L Mississippi St.	8-1
L Southern Miss	9-5
L Mississippi	5-2
L Mississippi	4-0
L Nicholls St.	9-5
L Alabama	12-5
W Alabama	1-0
L Mississippi St.	6-1
T Mississippi St.	2-2
L Mississippi	13-1
L Mississippi	7-4
L Alabama	15-8
L LSU	2-0
L LSU	7-3

1963

Record: 6-18-1 • SEC: 4-12

Head Coach: Ben Abadie

W Southeastern La.	10-7
L Southeastern La.	5-4
T Southern Miss	7-7
W Southern Miss	3-2
L Southwestern La.	8-2
L Southwestern La.	12-3
L LSU	2-1
W LSU	4-3
L Northern Illinois	7-4
W Mississippi	9-7
W Mississippi	8-7
L Alabama	6-0
L Alabama	16-2
L Baylor	5-4
L Mississippi	18-5
L Mississippi	10-4
L Alabama	3-1
L Alabama	2-1
L Howard	3-1
L Mississippi St.	13-1
L Mississippi St.	8-3
W Mississippi St.	10-8
L Mississippi St.	9-2
L LSU	4-2
L LSU	6-2

1964

Record: 12-13-1 • SEC: 4-10

Head Coach: Ben Abadie

L Spring Hill	4-3
W Spring Hill	2-0
W Mississippi Coll.	8-1
W Mississippi Coll.	4-3
W LSU	3-0
W LSU	3-1
L Northern Illinois	15-6
W Kalamazoo	7-2
W Kalamazoo	7-4
W Notre Dame	5-3
T Notre Dame	3-3
W Mississippi Coll.	4-3
L Mississippi	9-0

L Mississippi	12-10
W Alabama	3-2
W Alabama	4-1
L Spring Hill	5-1
W Spring Hill	6-3
L Mississippi	8-1
L Mississippi	12-3
L Alabama	5-2
L Alabama	10-1
L Mississippi St.	8-1
L Mississippi St.	4-1
L Mississippi St.	2-0
L LSU	7-5

1965

Record: 15-10 • SEC: 9-6

Head Coach: Ben Abadie

L Spring Hill	2-1
W Spring Hill	6-1
L Mississippi Coll.	6-5
W Mississippi Coll.	13-4
W William Carey	3-0
W William Carey	13-2
W Pensacola Navy	7-1
W LSU	6-4
W LSU	7-1
W Pensacola Navy	10-9
L Mississippi	7-0
L Spring Hill	11-8
L Spring Hill	6-5
W Mississippi	7-0
W Mississippi	5-4
W Alabama	7-2
W Alabama	2-0
W Mississippi St.	7-2
L Mississippi St.	1-0
W Alabama	7-6
W Alabama	6-4
L Mississippi St.	5-4
L Mississippi St.	2-0
L LSU	2-1
L LSU	3-2

1966

Record: 17-7 • SEC: 4-7


Head Coach: Ben Abadie

3/7 W Spring Hill	9-5
3/8 W Spring Hill	8-3
3/11 W Mississippi Coll.	3-2
3/18 W Keesler AFB	12-1
3/19 W Keesler AFB	11-0
3/21 W Lipscomb	9-2
3/22 W Lipscomb	13-1
3/25 W Taylor	7-3
3/26 W Taylor	11-2
3/28 W at LSU	15-2
3/29 W at LSU	3-2
4/1 W Illinois Wesleyan	12-0
4/2 W Illinois Wesleyan	12-2
4/5 W St. Bernard	1-0
4/6 W St. Bernard	23-4
4/11 L Mississippi	9-3
4/12 W Mississippi	9-8
4/15 L Mississippi St.	7-3
4/16 W Mississippi St.	9-6
4/30 L Mississippi St.	10-3
5/2 L at Mississippi	5-1
5/3 L at Mississippi	9-5
5/6 L LSU	2-0
5/7 L LSU	1-0

Milt Retif Era

1967-74

Record: 123-72 (.628)



First Tulane coach to reach the 100-victory plateau. Posted seven consecutive .500-or-better seasons, including a 23-6 mark in 1972. Remained active with the Green Wave program after his retirement as a coach, serving as a special consultant to Joe Brockhoff and his staff in the late 70s and early 80s.

1967

Record: 8-12

Head Coach: Milt Retif

3/17 L Southern Illinois	3-1
3/18 L Southern Illinois	9-5
3/20 W Northern Illinois	8-2
3/21 W Northern Illinois	6-5
3/24 L at Florida	8-7
3/25 L at Florida	4-1
3/27 L at Florida St.	10-6
3/28 L at Florida St.	5-1
3/30 W MacMurray	9-6
3/31 W Missouri	2-1
4/1 L Missouri	5-1
4/1 W Missouri	10-3
4/7 W at St. Bernard	5-4
4/8 L at St. Bernard	8-6
4/17 L Southeastern La.	1-0
4/21 L Florida St.	8-5
4/22 L Florida St.	7-5
4/24 W LSU	8-0
4/25 L at LSU	9-0
5/4 W at Southeastern La.	12-7

1968

Record: 10-10

Head Coach: Milt Retif

3/15 W Spring Hill	6-0
3/16 W Spring Hill	2-1
3/19 L at Southeastern La.	6-3
3/25 W Kansas St.	4-0
3/29 L LSU*	8-2
3/30 L LSU	5-1
4/1 W Illinois Wesleyan	5-4
4/2 W Illinois Wesleyan	6-3
4/5 L Illinois St.*	2-1
4/6 L Illinois St.	3-0
4/12 L at Auburn	4-2
4/13 L at Auburn	11-0
4/15 W at Mississippi Coll.	5-3
4/19 W at Spring Hill	5-1
4/20 L at Spring Hill	2-1
4/23 W Southeastern La.	4-0
4/26 L South Alabama	8-0
4/27 W South Alabama	4-1
4/29 W at LSU	1-0
4/30 L at LSU	5-2

*played at Kirsch-Rooney Park

1969

Record: 15-3

Head Coach: Milt Retif

3/14 W Spring Hill	5-2
3/23 L Florida St.	5-0
3/24 W Florida St.	1-0
3/28 W Mississippi Coll.	6-0
3/29 W Mississippi Coll.	3-2
3/31 W Northern Illinois	11-5
4/1 W Northern Illinois	3-1
4/4 W at Georgia Tech	6-4
4/7 W at Chattanooga	7-1
4/12 W Louisiana Tech	7-2
4/13 L Louisiana Tech	4-3
4/13 W Louisiana Tech	4-0
4/18 W at Spring Hill	3-1
4/19 W at Spring Hill	3-2
4/25 W South Alabama	3-1
4/26 W South Alabama	9-8
4/29 L at LSU	4-3
5/4 W LSU	10-2

1970

Record: 15-7

Head Coach: Milt Retif

3/6 W Spring Hill*	3-1
3/13 W Southern Miss	2-0
3/14 W Southern Miss	2-1
3/22 W Auburn*	3-1
3/23 W Northern Illinois	7-0
3/24 W Northern Illinois	5-4
3/27 W SIU-Edwardsville	3-0
3/28 L SIU-Edwardsville	12-1
3/31 W Xavier (Ohio)	18-5
4/1 W Xavier (Ohio)	13-0
4/4 W South Alabama	4-2
4/5 W South Alabama	4-3
4/12 L Southwestern La.	3-1
4/13 L Southwestern La.	4-3
4/19 W at Miami	9-7
4/19 L at Miami	1-0
4/20 L at Miami	6-2
4/24 W Mississippi Coll.	3-1
4/25 W Mississippi Coll.	5-4
5/3 W LSU	4-3
L Loyola	7-6
L Loyola	5-0

*played at Kirsch-Rooney Park

*Tulane Invitational

INTRODUCTION

TULANE STAFF

THE GREEN WAVE

2009 REVIEW

THIS IS TULANE

HISTORY

Year-By-Year Results



INTRODUCTION

TULANE STAFF

THE GREEN WAVE

2009 REVIEW

THIS IS TULANE

HISTORY

1971

Record: 26-10

Head Coach: Milt Retif

3/6	W	Spring Hill	6-0
3/7	W	Spring Hill	5-1
3/14	W	Murray St.	4-3
3/20	W	Coast Guard	4-1
3/21	W	Coast Guard	17-1
3/22	W	Coast Guard	6-3
3/26	L	at Southern Miss	2-0
3/27	L	at Southern Miss	10-0
3/28	L	South Alabama	16-3
4/2	L	New Orleans	3-1
4/3	W	at New Orleans	9-4
4/4	L	LSU	3-1
4/7	W	Northern Illinois	7-4
4/10	W	Baylor	5-4
4/10	L	Baylor	1-0
4/13	W	Xavier (Ohio)	1-0
4/14	W	Xavier (Ohio)	6-3
4/17	L	at Miami	4-0
4/17	W	at Miami	4-3
4/18	L	at Miami	7-5
4/23	L	Loyola	2-0
4/24	W	at Loyola	16-0
4/25	W	Loyola	4-2
4/27	L	at LSU	8-0
5/1	W	Centenary	2-1
5/2	L	Centenary	1-0

1972

Record: 23-6

Head Coach: Milt Retif

3/6	W	Louisiana Coll.	3-1
3/7	W	Louisiana Coll.	9-0
3/11	W	Spring Hill	13-0
3/12	W	Spring Hill	15-2
3/15	W	Murray St.	4-2
3/18	W	Kansas St.	3-1
3/18	W	Kansas St.	2-1
3/22	L	at LSU	6-2
3/25	W	Oklahoma	4-2
3/25	L	Oklahoma	5-2
3/26	W	Cornell	11-0
3/27	W	Cornell	3-2
3/27	W	Cornell	11-0
3/29	W	Washington	2-0
3/31	W	Coast Guard	4-0
4/1	W	Coast Guard	19-4
4/1	W	Coast Guard	6-1
4/4	W	Bradley	5-1
4/8	W	Miami	7-6
4/9	W	Miami	3-1
4/14	L	at William & Mary	3-2
4/14	L	at William & Mary	4-2
4/15	W	at American	16-5
4/22	L	at Loyola	5-0
4/23	W	Loyola	4-2
4/26	L	Loyola	3-2
4/29	W	New Orleans	11-2
4/30	W	New Orleans	9-6
5/2	W	LSU	5-3

1973

Record: 15-13

Head Coach: Milt Retif

3/3	L	Oklahoma	6-0
3/3	L	Oklahoma	2-1
3/9	W	Valparaiso	4-2
3/10	W	Valparaiso	8-4
3/11	L	LSU	4-3
3/13	W	Arkansas St.	7-6
3/15	L	at LSU	5-4
3/16	W	Coast Guard	8-0
3/17	W	Coast Guard	6-0
3/17	W	Coast Guard	6-2
3/19	W	Tennessee	11-2
3/20	W	Cornell	6-0
3/20	W	Cornell	14-6
3/22	L	Oklahoma St.	6-4
3/24	L	Southern Illinois	6-0
3/31	W	Centenary	5-1
4/1	W	Centenary	5-1
4/4	L	at New Orleans	3-1
4/8	L	New Orleans	11-4
4/13	L	at Georgia Tech	7-1
4/14	L	at Georgia Tech	3-2
4/17	W	Spring Hill	9-3
4/20	L	at South Alabama	5-0
4/21	W	at South Alabama	4-3
4/23	L	Lamar	12-7
4/24	W	Lamar	6-3
4/28	W	South Alabama	3-2
4/29	L	South Alabama	7-0

1974

Record: 21-12

Head Coach: Milt Retif

3/2	W	Spring Hill	11-1
3/3	W	Spring Hill	10-0
3/9	W	Arkansas St.	6-2
3/9	W	Arkansas St.	17-2
3/10	W	Arkansas St.	11-3
3/12	L	LSU	2-1
3/15	W	Notre Dame	8-7
3/16	W	Notre Dame	3-0
3/17	W	Notre Dame	5-1
3/20	L	Western Illinois	5-3
3/20	W	Western Illinois	11-5
3/21	W	Drake	3-1
3/22	L	Drake	4-3
3/22	L	Western Illinois	8-6
3/25	L	Stanford*	14-2
3/26	L	UCLA*	4-2
3/26	L	Oregon*	8-7
3/27	L	Arizona St.*	9-2
3/29	W	at UC Riverside*	7-5
3/29	W	Wisconsin*	4-3
3/30	L	Brigham Young*	14-4
4/4	W	North Park	20-2
4/4	W	North Park	5-1
4/6	W	St. Bernard	18-1
4/7	W	St. Bernard	4-3
4/9	L	Delta St.	3-2
4/9	W	Delta St.	5-2
4/20	L	New Orleans	4-1
4/21	W	New Orleans	16-8
4/23	L	LSU	6-3
4/26	W	Louisiana Coll.	13-5
4/27	W	Louisiana Coll.	3-2
4/28	W	Louisiana Coll.	6-5

*Riverside Invit. Riverside, Calif.

Joe Brockhoff Era

1975-1993

Record: 641-350-2 (.647)



Established Tulane as a national power with 641 wins (641) and longest tenure (19), posting five 40-win seasons. Led Tulane to seven NCAA Regionals, including the school's first trip in 1979. Twice named Metro Conference Coach of the Year.

1975

Record: 24-11-1

Head Coach: Joe Brockhoff

3/1	W	Spring Hill	9-1
3/2	W	Spring Hill	6-3
3/8	L	Western Illinois	2-1
3/8	W	Western Illinois	4-0
3/10	L	Middle Tennessee	2-0
3/10	W	Middle Tennessee	2-0
3/12	L	Iowa	15-4
3/14	W	Texas A&M	2-0
3/14	T	Texas A&M	1-1
3/15	L	Texas A&M	10-9
3/19	W	New Haven	4-2
3/21	W	Centenary	6-3
3/22	W	Centenary	1-0
3/23	W	Northwestern	5-3
3/23	W	Northwestern	9-1
3/24	W	Northwestern	6-1
3/26	W	Bradley	11-8
3/28	W	Wisconsin	17-3
3/29	W	Wisconsin	5-2
3/29	L	Wisconsin	5-1
4/3	W	Carroll College	4-0
4/3	W	Carroll College	6-0
4/5	L	at South Alabama	8-0
4/6	L	at South Alabama	6-5
4/8	L	at LSU	2-1
4/12	W	at Southern Miss	10-5
4/13	W	at New Orleans	1-0
4/15	W	LSU	14-1
4/18	L	at Miami	3-2

4/19	L	at Miami	9-8
4/20	L	at Miami	2-1
4/25	W	Louisiana Coll.	11-4
4/26	W	Louisiana Coll.	12-5
4/26	W	Louisiana Coll.	6-3
4/27	W	New Orleans	7-5
5/3	W	Southern Miss	4-2

1976

Record: 24-14-1

Head Coach: Joe Brockhoff

2/28	W	Spring Hill	1-0
2/29	W	Spring Hill	20-4
3/5	W	St. Bernard	21-5
3/6	W	St. Bernard	4-0
3/7	W	Illinois St.	4-0
3/7	W	Illinois St.	4-2
3/13	L	at Hawaii	5-4
3/13	L	at Hawaii	1-0
3/14	W	at Hawaii	1-0
3/14	L	at Hawaii	4-0
3/16	L	at Hawaii	2-1
3/16	L	at Hawaii	8-2
3/21	W	Southwestern La.	5-4
3/21	L	Southwestern La.	2-0
3/23	L	Bradley	3-2
3/26	T	Princeton	3-3
3/27	W	Princeton	1-0
3/27	W	Princeton	1-0
4/1	W	W. Michigan	9-0
4/1	W	W. Michigan	4-2
4/2	W	W. Michigan	14-1
4/8	W	Centenary	9-3
4/9	W	Centenary	11-0
4/10	L	South Alabama	5-3
4/11	L	South Alabama	12-8
4/13	W	at LSU	2-1
4/15	W	Louisiana Coll.	10-0
4/16	W	Louisiana Coll.	6-1
4/16	L	Louisiana Coll.	7-5
4/17	L	Delta St.	3-2
4/17	W	Delta St.	7-6
4/18	L	New Orleans	6-3
4/20	W	LSU	5-1
4/24	L	Southern Miss	5-4
4/24	W	Southern Miss	9-1
4/25	W	New Orleans	4-3
W	Cincinnati*	4-1	
W	Louisville*	6-2	
L	Memphis State*	15-1	

*Metro Tour, Memphis, Tenn.

1977

Record: 32-10

Head Coach: Joe Brockhoff

2/26	W	Northeast La.	15-6
2/27	W	Northeast La.	4-2
3/4	W	Spring Hill	11-0
3/7	W	Louisiana Coll.	4-3
3/7	W	Louisiana Coll.	10-3
3/8	W	Louisiana Coll.	7-0
3/11	L	Miami	11-6
3/13	L	at Southwestern La.	7-6
3/13	W	at Southwestern La.	5-4
3/15	W	Missouri	8-6
3/15	W	Missouri	7-2
3/18	W	Stetson	6-4
3/19	W	Stetson	6-1
3/20	L	at South Alabama	10-5
3/20	L	at South Alabama	9-1
3/25	W	Eastern Illinois	8-7
3/25	W	Eastern Illinois	8-2
3/26	W	Eastern Illinois	6-4
3/26	W	Eastern Illinois	9-4
3/27	L	at New Orleans	5-4
3/30	W	South Alabama	10-5
3/30	W	South Alabama	8-5
4/2	W	at Southern Miss	6-1
4/2	W	at Southern Miss	9-1
4/3	W	LSU	13-5
4/4	W	Illinois St.	5-2
4/7	W	Illinois St.	6-3
4/8	W	Wisconsin	7-1
4/9	W	Wisconsin	4-1
4/9	W	Wisconsin	6-3
4/10	L	New Orleans	7-4
4/11	W	Wisconsin	13-4
4/13	L	at LSU	5-2
4/18	L	at UNLV	15-5
4/19	W	at UNLV	9-8
4/19	W	at UNLV	7-6
5/13	L	Florida St.*	12-4
5/14	W	at Saint Louis*	7-2
5/14	W	Louisville*	9-2
5/15	W	Memphis St.*	4-1
5/15	W	Florida St.*	4-3
5/15	L	Florida St.*	11-1

*Metro Tour, Memphis, Tenn.



Members of Tulane's 1972 team enjoy a refreshment after putting the finishing touches on a 23-6 season with a 5-3 win over arch-rival LSU.

1978

Record: 25-18 • Metro: 9-2

Head Coach: Joe Brockhoff

2/25	W	Northeast La.	5-3
2/25	W	Northeast La.	5-0
2/26	W	Northeast La.	9-0
2/26	W	Northeast La.	12-0
3/3	L	Florida St.	6-1
3/3	W	Florida St.	8-3
3/4	L	South Alabama (10)	18-17
3/5	W	Spring Hill	11-5
3/9	W	Spring Hill	11-5
3/12	W	Louisiana Coll.	4-2
3/12	W	Louisiana Coll.	8-0
3/13	W	Louisiana Coll.	11-6
3/18	W	Saint Louis	6-1
3/18	W	Saint Louis	8-7
3/19	W	Saint Louis	12-4
3/19	W	Saint Louis	4-0
3/20	W	Missouri-St. Louis	15-8
3/22	L	Arizona	6-0
3/22	L	Arizona	5-4
3/23	W	Cincinnati	13-3
3/25	W	Florida St.	4-0
3/25	L	Florida St.	3-0
3/26	W	Cincinnati	12-6
3/26	W	Cincinnati	3-0
3/28	W	Lamar	7-4
3/28	L	Lamar	4-3
3/30	L	South Alabama	8-7
3/30	W	South Alabama	2-0
4/1	L	LSU	9-6
4/2	W	New Orleans	10-6
4/4	W	LSU	12-4
4/7	L	Mississippi	12-0
4/8	L	Mississippi	6-5
4/9	W	New Orleans	13-10
4/17	L	California	11-2
4/17	L	California	2-1
4/18	L	Santa Clara	7-5
4/19	L	Stanford	13-2
4/26	L	Southwestern La.	2-0
4/26	L	Southwestern La.	7-3
4/30	W	Southern-N.O.	10-3
5/11	L	Cincinnati*	17-12
5/12	L	Florida St.*	3-2

*Metro Tour, Tallahassee, Fla.

1979

Record: 5-13 • Metro: 0-4

Head Coach: Joe Brockhoff

Metro Tournament Champs

NCAA South Regional Participant

2/26	W	at Southwestern La.	5-1
2/26	L	at Southwestern La.	2-1
3/2	L	Oklahoma	8-



Year-By-Year Results

INTRODUCTION

TULANE STAFF

THE GREEN WAVE

2009 REVIEW

THIS IS TULANE

HISTORY

1981

Record: 37-26 • Metro: 2-4
Head Coach: Joe Brockhoff


2/27	W Nicholls St.	19-4
2/28	L at Southwestern La.	4-3
2/28	W at Southwestern La.	5-4
3/6	W LSU	8-4
3/7	L at LSU	4-3
3/8	L Southeastern La.	6-5
3/9	W Detroit	9-7
3/9	W Detroit	4-2
3/10	W Missouri-St. Louis	10-2
3/10	W Missouri-St. Louis	12-1
3/11	W Washington (Mo.)	11-1
3/12	W Detroit	6-5
3/13	W Spring Hill	13-0
3/14	W Spring Hill	10-2
3/15	W Mississippi	11-3
3/18	W at Hawaii	9-3
3/18	L at Hawaii	6-2
3/19	L at Hawaii	9-1
3/20	W Nebraska*	4-4
3/20	L at Hawaii	10-0
3/26	W Illinois-Chicago	26-3
3/28	W Illinois-Chicago	5-0
3/28	W Illinois-Chicago	5-2
3/31	L at LSU	17-16
4/1	W North Park	4-1
4/1	W North Park	3-2
4/2	W North Park	11-3
4/3	L New Orleans!	7-6
4/4	L Florida St.	15-9
4/4	W Florida St.	11-3
4/5	W Florida St.	15-4
4/6	L at Mississippi St.	12-5
4/7	L at Mississippi St.	12-4
4/8	L at Mississippi	2-0
4/11	L LSU	22-9
4/12	L New Orleans	14-5
4/15	W Northeast La.	14-10
4/16	W Northeast La.	6-5
4/17	W Northeast La.	8-4
4/18	L Lamar	5-4
4/18	W Lamar	10-2
4/19	W Lamar	13-5
4/20	L Southeastern La.	11-10
4/22	L Southwestern La.	5-4
4/22	L Southwestern La.	5-4
4/24	W at Southern Miss	5-4
4/24	W at Southern Miss	7-5
4/25	W Louisiana Coll.	15-2
4/25	W Louisiana Coll.	12-2
4/26	W Louisiana Coll.	21-0
4/28	L at Texas A&M	4-3
4/28	L at Texas A&M	11-1
4/29	L at Texas A&M	10-5
5/2	W Southeastern La.	10-3
5/3	W at New Orleans	11-6
5/9	L at Memphis St.	6-3
5/9	L at Memphis St.	7-6
5/10	L at Memphis St.	15-3
5/14	W Louisville^	5-1
5/15	W Virginia Tech^	14-12
5/16	W Florida St.^	6-2
5/17	L Florida St.^	22-4
5/17	L Florida St.^	15-5

*played in Honolulu, Hawaii
!played at Louisiana Superdome
^Metro Tournament, Tallahassee, Fla.

1982

Record: 41-16 • Metro: 2-5
Head Coach: Joe Brockhoff
Metro Tournament Champs
NCAA South Regional Participant

3/2	L at LSU	13-3
3/5	W at Nicholls St.	3-2
3/6	W Christian Brothers	21-2
3/7	L Southwestern La.	5-0
3/7	W Southwestern La.	4-1
3/10	W Saint Louis	5-2
3/11	W Navy	11-3
3/11	W Navy	11-2
3/12	W McNeese St.	7-5
3/12	W McNeese St.	7-4
3/13	L at Southern Miss	3-1
3/13	W at Southern Miss	11-3
3/14	W at Southeastern La.	8-6
3/15	W Western Illinois	8-3
3/15	W Western Illinois	9-5
3/17	W St. Francis (Ill.)	6-2
3/17	W St. Francis (Ill.)	13-5
3/18	W St. Francis (Ill.)	19-11
3/19	W Western Illinois	8-1
3/19	W Western Illinois	8-7
3/20	W St. Francis (Ill.)	21-9
3/22	L Brigham Young*	6-4
3/23	L Maine*	11-6
3/24	L Oral Roberts*	12-7
3/25	W UC Riverside*	4-3
3/25	W Washington*	2-1
3/26	W Stanford	5-4



After going 42-14 during the regular season and advancing to the championship game of the Metro Conference Tournament, the 1983 Green Wave became the first team to earn an at-large bid to the NCAA postseason. Tulane was sent to Austin, Texas, for the Central Regional.

3/31	W North Park	8-2
3/31	W North Park	7-0
4/3	W Southern Miss	6-0
4/3	W Southern Miss	6-5
4/6	W LSU	8-3
4/7	W Louisiana Coll.	7-1
4/7	W Louisiana Coll.	7-3
4/8	W Northeast La.	5-1
4/8	W Northeast La.	8-2
4/9	W Northeast La.	7-0
4/9	W Northeast La.	14-0
4/10	L New Orleans!	7-5
4/11	W at New Orleans	12-5
4/17	W at Florida St.	8-6
4/17	L at Florida St.	4-3
4/18	L at Florida St.	8-6
4/25	L New Orleans	11-2
5/1	L at LSU	6-1
5/2	W LSU	11-3
5/8	L Memphis St.	3-1
5/8	L Memphis St.	11-7
5/9	L Memphis St.	7-1
5/13	W Louisville#	10-5
5/14	W Virginia Tech#	8-5
5/15	W Memphis St.#	10-9
5/16	W Florida St.#	11-7
5/28	L New Orleans^	7-5
5/29	W Jackson St.^	11-5
5/30	L New Orleans^	5-4

*Riverside Invitational, Riverside, Calif.
!played at Louisiana Superdome
#Metro Tour, Tallahassee, Fla.
^NCAA South Regional, New Orleans, La.

1983

Record: 45-17 • Metro: 6-3
Head Coach: Joe Brockhoff
Metro South Champs
NCAA Central Regional Participant

2/20	W Northeast La.	4-2
2/20	W Northeast La.	16-3
2/26	W at Southwestern La.	2-1
2/26	L at Southwestern La.	9-8
3/1	W E. Tennessee St.	4-3
3/2	W E. Tennessee St.	9-2
3/2	W E. Tennessee St.	14-3
3/4	L Nicholls St.!	11-6
3/6	W Southeastern La.	11-2
3/6	L Southeastern La.	7-5
3/10	W LSU	11-10
3/11	W Navy	4-2
3/12	W McNeese St.	5-1
3/12	W McNeese St.	10-3
3/13	W Nicholls St.	5-3
3/15	L Jackson St.	8-2
3/15	W Jackson St.	6-2
3/18	W Southern Miss	10-1
3/18	W Southern Miss	12-6
3/21	W Cleveland St.	13-10
3/21	W Cleveland St.	25-8
3/22	W Cleveland St.	8-6
3/24	W Cal St.-LA@	22-8
3/25	W at UNLV	14-3
3/25	W at UNLV	8-4
3/26	W at UNLV	9-4

3/31	W at Northeast La.#	6-5
4/1	W Louisiana Tech#	10-5
4/2	W New Orleans&	7-1
4/3	L LSU	4-1
4/4	L at South Alabama	3-2
4/5	W Southern	4-1
4/5	W Southern	5-3
4/6	W Southeastern La.	14-9
4/6	W at Southeastern La.	12-0
4/10	W at Southeastern La.	8-1
4/13	L at Northwestern St.	2-0
4/16	W at Southern Miss	7-3
4/16	W at Southern Miss	15-6
4/17	L at New Orleans	14-6
4/19	W Spring Hill	10-5
4/20	W South Alabama	21-3
4/22	W Northwestern St.	11-5
4/23	W Nicholls St.	4-3
4/24	L New Orleans	16-12
4/26	L at LSU	9-8
4/26	W at LSU	7-3
4/29	L at Jackson St.	4-0
4/29	W at Jackson St.	11-7
5/1	L at Memphis St.	12-11
5/1	L at Memphis St.	13-10
5/7	W Florida St.	6-5
5/7	W Florida St.	8-6
5/8	L Florida St.	10-6
5/13	W Memphis St.^	4-2
5/14	L Florida St.^	4-2
5/14	W Louisville^	15-1
5/15	L Florida St.^	9-6
5/26	L Mississippi St.+	4-2
5/27	W Grambling+	8-7
5/28	L Texas+	7-5

*played in Litcher, La.
@ Las Vegas, Nev.
#NLU Easter, Monroe, La.
&played at Louisiana Superdome
^Metro Tournament, Tallahassee, Fla.
+NCAA Central Regional, Austin, Texas

1984

Record: 42-16 • Metro: 7-3
Head Coach: Joe Brockhoff

2/20	W Northeast La.	9-2
2/25	W Nicholls St.	10-4
3/2	W at McNeese St.	19-8
3/2	W at McNeese St.	10-3
3/3	L at Southwestern La.	2-1
3/3	W at Southwestern La.	6-3
3/9	L Nicholls St.!	12-8
3/10	W Southern Miss	5-3
3/10	W Southern Miss	7-2
3/11	W Southeastern La.	15-4
3/13	W Grambling	10-5
3/14	W South Carolina	12-4
3/15	W South Carolina	11-7
3/16	W South Alabama	7-6
3/17	L Southwestern La.	11-3
3/17	W Southwestern La.	6-3
3/18	W LSU	6-5
3/21	W Fordham@	12-1
3/22	W Michigan St.@	8-7
3/22	W Michigan St.@	11-9

3/24	W at Miami@	9-4
3/27	W Illinois Wesleyan	11-1
3/27	W Illinois Wesleyan	17-7
3/29	L at Southern	6-5
3/29	W at Southern	14-4
3/30	W Nicholls St.	12-8
3/30	L New Orleans#	3-1
4/1	W at Jackson St.	7-1
4/1	W at Jackson St.	6-4
4/2	L at Nicholls St.	10-2
4/5	W at Nicholls St.	10-5
4/6	W at Southeastern La.	7-5
4/7	W Jackson St.	13-5
4/7	W Jackson St.	16-0
4/9	W Northwestern St.	5-0
4/9	W Northwestern St.	3-0
4/10	L at South Alabama	1-0
4/11	L at LSU	2-1
4/13	L Memphis St.	12-8
4/14	W Memphis St.	13-3
4/15	W Memphis St.	3-2
4/16	W at Southeastern La.	12-7
4/19	L at Northeast La.^	5-4
4/20	L Northwestern St.^	6-3
4/21	W New Orleans^	10-7
4/22	W Southeastern La.	8-6
4/24	L McNeese St.	10-9
4/24	W McNeese St.	20-2
4/25	W at Southern Miss	14-4
4/27	W at Southern Miss	6-3
4/27	L at Florida St.	17-4
4/27	L at Florida St.	8-4
4/27	W at Florida St.	1-0
5/6	W New Orleans	16-15
5/6	L New Orleans	16-12
5/10	L Southern Miss*	7-5
5/11	L at Florida St.*	4-2

@ Hurricane Classic, Miami
at Louisiana Superdome
^NLU Easter, Monroe, La.
*Metro Tour, Tallahassee, Fla.

1985

Record: 38-22 • Metro: 6-10
Head Coach: Joe Brockhoff

2/16	W Northeast La.	15-4
2/16	W Northeast La.	23-0
2/17	W Northeast La.	9-1
2/22	W Nicholls St.!	14-3
2/23	L Memphis St.	11-9
2/23	W Memphis St.	15-6
3/2	L at Southern Miss	6-4
3/2	W at Southern Miss	13-0
3/3	W at Southern Miss	10-5
3/7	W West Florida	7-0
3/8	W at Nicholls St.	8-1
3/9	W Southeastern La.	13-1
3/11	W Virginia Military@	7-6
3/12	W at Rollins@	5-3
3/13	W Central Michigan@	6-4
3/13	L at Florida	7-5
3/14	W Virginia Military@	9-3
3/15	W at Rollins@	9-5

3/16	W Central Michigan@	8-2
3/18	W St. Francis (Ill.)	9-6
3/22	L at LSU	10-4
3/23	W at West Florida	2-1
3/24	W LSU	8-7
3/25	W at Jackson St.	7-3
3/25	W at Jackson St.	19-7
3/27	W Kent St.	25-5
3/29	W Northwestern St.	13-3
3/30	L Southern Miss	6-5
3/30	W Southern Miss	12-6
3/31	W Southern Miss	12-0
4/1	L Southwestern La.	5-1
4/1	L Southwestern La.	6-1
4/5	L at Florida St.	9-6
4/6	L at Florida St.	4-1
4/6	L at Florida St.	9-4
4/11	W at Northwestern St.	10-3
4/11	W at Northwestern St.	4-0
4/12	W Jackson St.	11-6
4/12	W Jackson St.	13-3
4/13	W at New Orleans	8-3
4/14	W Nicholls St.	18-11
4/15	L at McNeese St.	11-6
4/15	L at McNeese St.	9-6
4/17	W Nicholls St.	8-5
4/18	W Southwestern La.	13-9
4/20	W New Orleans	13-8
4/21	L at New Orleans	7-1
4/22	L at Southeastern La.	6-5
4/23	L McNeese St.	12-9
4/23	W McNeese St.	10-6
4/26	L at Mississippi	10-6
4/27	L at Memphis St.	6-5
4/27	L at Memphis St.	2-1
5/4	L Florida St.	9-3
5/4	L Florida St.	5-2
5/5	W Florida St.	9-8
5/9	L Virginia Tech^	16-8
5/10	W Louisville^	11-6
5/11	W Memphis St.^	8-7
5/12	L Virginia Tech^	14-12

!at Litcher, La.
@ Baseball Week, Winter Park, Fla.
^Metro Tour, Tallahassee, Fla.

1986

Record: 49-15
Head Coach: Joe Brockhoff
NCAA South I Regional Participant

2/21	W Spring Hill	14-7
2/22	W Pan American!	14-10
2/22	W at Southwestern La.!	11-1
2/23	W Houston!	3-2
2/24	W Arkansas	3-0
3/1	W Southern Miss	8-1
3/2	W Southern Miss	13-5
3/4	W Southern	5-2
3/4	W Southern	5-3
3/6	L at LSU	12-1
3/7	W Southern	14-5
3/8	L at Southern Miss	9-7
3/10	W Saint Louis	14-3
3/11	W Saint Louis	11-0
3/11	W Saint Louis	16-2
3/14	W Iowa St.	8-1
3/14	L Iowa St.	4-3
3/15	L at Mississippi	5-4
3/16	W Missouri	3-2
3/16	W Missouri	6-3
3/17	W Missouri	17-7
3/18	W St. Francis (Ill.)	14-5
3/18	W St. Francis (Ill.)	9-5
3/22	W Southeastern La.	11-0
3/24	W Oregon St.#	11-9
3/25	W Cornell#	17-7
3/25	L Brigham Young#	9-5
3/26	W Wisconsin#	8-6
3/27	W Notre Dame#	8-6
3/28	W Washington#	5-3
3/29	W at UC Riverside#	19-5
3/29	W Brigham Young#	9-7
3/31	W at West Florida	8-2
4/3	W Lamar	11-4
4/3	L Lamar	6-5
4/4	W Jackson St.	9-5
4/4	W Jackson St.	6-2
4/5	L at Florida St.	7-5
4/6	L at Florida St.	4-2
4/10	W at Southeastern La.	16-7
4/11	W Nicholls St.	5-4
4/13	L at New Orleans	9-7
4/15	W Spring Hill	4-2
4/15	W Spring Hill	6-3
4/13	W New Orleans	15-1
4/18	W West Florida	11-8
4/20	W New Orleans	4-3

Year-By-Year Results



4/22	W at Southern	7-4
4/22	W at Southern	7-6
4/23	L Seton Hall	6-5
4/24	L LSU	6-5
4/26	W at McNeese St.	9-4
4/26	W at McNeese St.	14-10
4/27	W McNeese St.	19-7
4/27	W McNeese St.	7-1
4/29	W at Nicholls St.	7-2
4/30	W at Southeastern La.	17-4
5/3	L at Southern Miss	4-2
5/4	L at Southern Miss	11-4
5/22	L Louisiana Tech^	11-5
5/23	W E. Kentucky^	16-6
5/24	W Oklahoma^	14-5
5/24	W Louisiana Tech	9-4
5/26	L at LSU^	7-6

^Louisiana Classics, Lafayette, La.
 #Riverside Invitational, Riverside, Calif.
 ^NCAA South I Reg., Baton Rouge, La.

1987

Record: 44-18

Head Coach: Joe Brockhoff
 NCAA South II Regional Participant

2/20	W Florida!	11-10
2/21	L Florida St.!	9-5
2/22	W Miami!	4-3
3/1	W Northeast La.	4-3
3/2	W Northeast La.	4-3
3/6	W at Nicholls St.	7-5
3/8	W Southern Miss	4-3
3/9	W Indiana St.	13-12
3/10	W Indiana St.	9-7
3/12	W Mississippi	5-4
3/14	W at Northeast La.	3-0
3/15	L at Northeast La.	14-3
3/16	L at Northeast La.	9-8
3/17	W Texas-Arlington	11-10
3/18	L Missouri	6-3
3/19	W Missouri	8-6
3/20	W Missouri	6-5
3/21	W Kansas St.#	19-14
3/23	W Washington##	6-2
3/24	W New Mexico##	9-2
3/24	L California##	9-8
3/25	W Bowling Green##	15-5
3/27	W Dartmouth##	10-6
3/27	W Brigham Young##	9-6
3/28	W at UC Riverside##	9-7
3/28	W California##	6-1
3/30	L USC^	7-0
3/31	W at S. Alabama^	6-4
4/2	W Southeastern La.	15-11
4/3	L Nicholls St.	2-1
4/4	W at Lamar	3-0
4/5	L at New Orleans	12-11
4/8	L LSU	5-4
4/9	W at Southeastern La.	20-11
4/10	L at Jackson St.	16-12
4/11	W Notre Dame	11-3
4/11	L Notre Dame	8-6
4/12	W Notre Dame	7-1
4/14	W McNeese St.	12-6
4/14	W McNeese St.	11-2
4/17	W Southern Miss	2-0
4/17	W Southern Miss	6-3
4/18	L Lamar	3-1
4/18	W Lamar	16-2
4/19	L at Southwestern La.	3-2
4/20	W Jackson St.	11-9
4/20	W Jackson St.	15-11
4/21	W at LSU	9-7
4/22	W at McNeese St.	11-1
4/23	W at McNeese St.	2-1
4/23	W at McNeese St.	9-3
4/25	W Southwestern La.	13-4
4/26	W New Orleans	9-4
4/27	W Nicholls St.	9-4
4/29	W Southeastern La.	12-4
5/1	W at Southern Miss	12-5
5/2	L at Southern Miss	11-6
5/3	L at New Orleans	6-2
5/21	L LSU*	5-3
5/22	L CS Fullerton*	4-0

!Busch Challenge I, Superdome
 #Riverside Invitational, Riverside, Calif.
 ^Diamond Classic, Mobile, Ala.
 *NCAA South II Reg., New Orleans, La.

1988

Record: 32-18

Head Coach: Joe Brockhoff
 NCAA East Regional Participant

2/27	W Spring Hill	6-1
2/28	W Spring Hill	16-1
2/29	W Southern	10-9
3/1	W at Southern	19-3
3/4	L Illinois St.	3-2
3/5	W Northwestern	4-1
3/5	W Northwestern	6-4
3/6	W Northwestern	5-1
3/7	W Baylor	11-4
3/10	W Northwestern St.	6-0
3/10	W Northwestern St.	11-0
3/11	W Southeastern La.	20-3
3/13	W at Northeast La.	6-3
3/13	L at Northeast La.	5-4
3/14	L at Louisiana Tech	9-4
3/15	L at Mississippi	17-5
3/19	W Bowling Green	2-1
3/20	L New Orleans	13-8
3/21	W Bowling Green	14-7
3/23	W Louisiana Tech	6-4
3/24	L at Southeastern La.	10-9
3/25	W USC!	12-8
3/26	W UCLA!	5-4
3/27	L CS Fullerton!	8-4
3/28	W Southwestern La.	10-4
3/28	W Southwestern La.	7-6
4/1	W Northeast La.	11-10
4/5	L at McNeese St.	3-1
4/7	L LSU	7-5
4/8	L at Southeastern La.	10-7
4/9	W Nicholls St.	11-7
4/10	W at Nicholls St.	8-5
4/12	W at New Orleans	15-1
4/13	L at LSU	11-1
4/15	L at Miami	8-2
4/16	W at Miami	4-1
4/18	L Southern Miss	12-9
4/19	W at New Orleans	7-4
4/20	W McNeese St.	5-2
4/20	W McNeese St.	6-4
4/21	W Pan American	8-7
4/21	W Pan American	12-2
4/22	W New Orleans	10-7
4/23	L at Southern Miss	10-3
4/24	L at Nicholls St.	7-6
4/26	W New Orleans	9-7
4/28	L at Nicholls St.	9-3
5/26	W N. Carolina St.##	1-0
5/27	L at Florida St.##	8-6
5/27	L Florida St.##	9-5

!Busch Challenge II, Superdome
 #NCAA East Reg., Tallahassee, Fla.

1989

Record: 27-26

Head Coach: Joe Brockhoff

2/9	L TCU	3-2
2/9	L TCU	4-3
2/10	W Southern Miss	5-4
2/11	L Southern Miss	3-2
2/17	L at McNeese St.	9-4
2/17	L at McNeese St.	9-8
2/18	W at Southwestern La.	4-2
2/19	L at Southwestern La.	11-9
2/21	L Southern	9-4
2/23	L Oral Roberts!	6-3
2/24	L Oklahoma!	17-13
2/25	W Oklahoma St.!	12-5
2/27	W Mississippi	11-8
3/1	W Spring Hill	2-0
3/1	W Spring Hill	7-5
3/6	W Northeast La.	14-10
3/7	W Western Illinois	11-7
3/10	L Wisconsin	8-0
3/11	L Wisconsin	7-0
3/11	W Wisconsin	6-5
3/12	W Wisconsin	11-7
3/13	W George Washington	9-5
3/16	L Illinois St.	3-2
3/17	W Illinois St.	7-2
3/17	W Illinois St.	13-5
3/18	L New Orleans	14-5
3/19	W New Orleans	3-3
3/20	L St. John's	6-2
3/23	W at Northeast La.	1-0
3/24	L at Southwestern La.##	8-3
3/26	L LSU	4-3
3/27	W Southern	9-7
3/29	L at LSU	4-3
3/31	W at Southern	7-0
4/1	W Jackson St.	6-5
4/2	W Jackson St.	14-7
4/6	W at Jackson St.	11-6
4/7	W Southeastern La.	4-3
4/8	L Nicholls St.	15-8
4/9	L at Nicholls St.	5-1
4/12	W at South Alabama	5-4
4/15	L at Central Florida	3-2

4/16	L at Central Florida	5-0
4/19	W at New Orleans	3-2
4/21	W at Southeastern La.	7-2
4/22	W at Southern Miss	8-6
4/23	W at Southern Miss	16-7
4/24	L Nicholls St.	7-4
4/25	L South Alabama	8-1
4/26	L McNeese St.	9-4
4/26	W McNeese St.	4-3
4/29	L New Orleans	4-3
4/30	L New Orleans	7-4

!Busch Challenge III, Superdome

1990

Record: 19-35 • Metro: 4-16

Head Coach: Joe Brockhoff

2/11	L Rice	1-0
2/11	W Rice	9-6
2/14	L at Southwestern La.	9-2
2/16	L Mississippi	11-5
2/17	L Southern Miss!	5-4
2/18	L Mississippi St.!	7-4
3/1	L at Nicholls St.	9-2
3/3	W Wisconsin	13-12
3/4	W Wisconsin	8-7
3/4	W Wisconsin	7-6
5/11	L at South Carolina	4-3
5/11	L at South Carolina	6-4
5/12	W at South Carolina	3-1
5/15	L Memphis St.^	6-5
5/16	L Louisville^	2-0

!Busch Challenge V, Superdome
 #Louisiana Classic, Lafayette, La.
 ^Metro Tour., Salem, Va.

3/24	W Memphis St.	5-4
3/25	W Kent	14-13
3/26	W Kent	10-9
3/26	L Kent	7-5
3/29	W at Southern Miss	9-6
3/30	W at Southern Miss	5-4
3/31	L at Southern Miss	4-2
4/2	L at Southeastern La.	2-0
4/3	L Northeast La.	10-2
4/5	W at New Orleans	5-2
4/6	W Cincinnati	16-6
4/6	W Cincinnati	3-2
4/7	W Cincinnati	13-8
4/13	L Louisville	16-3
4/13	W Louisville	8-6
4/14	W Louisville	5-4
4/15	W Southeastern La.	5-2
4/20	L at Virginia Tech	5-3
4/21	L at Virginia Tech	18-12
4/23	W New Orleans	10-1
4/24	W at New Orleans	10-9
4/28	W Florida St.	11-10
4/28	W Florida St.	2-1
5/11	L at South Carolina	4-3
5/11	L at South Carolina	6-4
5/12	W at South Carolina	3-1
5/15	L Memphis St.^	6-5
5/16	L Louisville^	2-0

!Busch Challenge V, Superdome
 #Louisiana Classic, Lafayette, La.
 ^Metro Tour., Salem, Va.

1992

Record: 39-24 • Metro: 9-9

Head Coach: Joe Brockhoff

Metro Tournament Champs

NCAA South I Regional Participant

2/15	W Birmingham-Sa.	6-5
2/16	W Birmingham-Sa.	11-3
2/18	W Spring Hill	10-0
2/18	W Spring Hill	6-5
2/21	L Georgia!	1-0
2/22	W Ga. Southern!	14-8
2/23	L Georgia Tech!	10-2
2/28	W Northeast La.	3-1
2/29	W Northeast La.	11-3
3/1	W Southern	11-9
3/4	W Maine	14-1
3/7	L South Alabama##	10-2
3/8	L Auburn##	3-1
3/9	W Xavier (Ohio)	19-3
3/11	L LSU	7-0
3/12	W Xavier (Ohio)	12-4
3/12	W Xavier (Ohio)	9-5
3/14	L at UNC Charlotte	9-8
3/14	W at UNC Charlotte	2-0
3/15	L at UNC Charlotte	2-1
3/17	L New Orleans	7-4
3/20	W VCU	11-1
3/21	W VCU	9-4
3/21	L VCU	12-6
3/23	W MacMurray	16-1
3/24	W Eastern Illinois	4-2
3/24	W Eastern Illinois	6-3
3/26	L at Southeastern La.	10-3
3/28	L at Virginia Tech	11-8
3/28	L at Virginia Tech	11-8
3/29	L at Virginia Tech	15-9
3/31	W Nicholls St.	10-0
4/1	L at Southwestern La.	14-4
4/2	L at Nicholls St.	13-3
4/4	W Houston	5-2
4/5	L Houston	4-3
4/8	W at LSU	6-2
4/9	W at New Orleans	9-1
4/10	L McNeese St.	12-7
4/11	W Louisville	10-9
4/11	L Louisville	5-4
4/12	W Louisville	7-3
4/14	W South Alabama	7-6
4/15	L at South Alabama	6-1
4/17	W Southern Miss	9-3
4/18	W Southern Miss	10-1
4/19	W Southern Miss	6-3
4/21	L New Orleans	12-3
4/24	W at South Florida	5-3
4/25	L at South Florida	5-3
4/26	L at South Florida	11-0
4/28	W Southwestern La.	5-4
5/1	W at Southeastern La.	7-3
5/2	W Southeastern La.	18-9
5/3	W Southeastern La.	5-4
5/13	W Southern Miss^	7-4
5/14	W VCU^	7-4
5/15	W Louisville^	8-7
5/16	W UNC Charlotte^	15-13
5/16	W Louisville^	5-4
5/21	W South Alabama*(12)	4-2
5/22	L CS Fullerton*	8-0
5/23	L at LSU*	7-3

!Busch Challenge VI, Superdome
 #Coca Cola Classic, Mobile, Ala.
 ^Metro Tour., Turchin Stadium
 *NCAA South I Regional, Baton Rouge

1993

Record: 23-31 • Metro: 8-7

Head Coach: Joe Brockhoff

2/13	L at Houston	9-7
2/14	L at Houston	5-3
2/19	W Rutgers	9-6
2/20	L Rutgers	7-4
2/21	L Rutgers	12-2
2/25	W Nicholls St.	8-5
2/26	W Mississippi	3-2
2/27	L Mississippi St.!	5-1
2/28	L Southern Miss!	13-3
3/5	L Southeastern La.	6-5
3/6	L at Southeastern La.	4-3
3/7	W at Southern	9-1
3/9	L LSU	14-7
3/10	W Southern	18-6
3/17	L Birmingham-Sa.(11)	11-3
3/18	W Western Illinois	4-0
3/18	W Western Illinois	9-1
3/21	W Wichita St.##	5-3
3/22	L Hawaii##	3-0
3/23	L Portland St.	9-2
3/24	L Lewis-Clark St.	3-2
3/25	W Northwestern	2-1
3/26	L Northwestern	7-4
3/27	W Lewis-Clark St.	9-6
3/31	L at McNeese St.	12-8
4/1	L South Alabama	14-9
4/3	W at Louisville	17-12
4/3	L at Louisville	8-2
4/4	L at Louisville	7-3
4/9	L San Diego	6-5
4/10	W Virginia Tech	7-5
4/10	W Virginia Tech	5-4
4/11	W Virginia Tech	10-5
4/15	L at New Orleans	9-1
4/16	L at Southern Miss	4-2
4/17	W at Southern Miss	12-5
4/18	L at Southern Miss	8-7
4/20	W New Orleans	6-1
4/21	W at Nicholls St.	12-8
4/23	L South Florida	15-6
4/24	L South Florida	13-7
4/25	L South Florida	16-15
4/26	L at LSU	6-3
4/27	L at Southwestern La.	11-5
4/28	L at New Orleans	5-4
5/19	L at South Alabama	9-7
5/19	W Southwestern La.	6-2
5/15	W UNC Charlotte	4-0
5/15	W UNC Charlotte	14-8
5/16	W UNC Charlotte	12-4
5/20	L UNC Charlotte^	5-3
5/20	W Virginia Tech^	4-2
5/21	W South Florida^	11-5
5/22	L VCU^	7-2

!Winn-Dixie Showdown, Superdome
 #Rainbow Easter Tour., Honolulu, HI
 ^Metro Tour., Richmond, Va.

Rick Jones Era

1994-Present

Record: 674-375-2 (.642)



Led Tulane to four C



Year-By-Year Results



INTRODUCTION

TULANE STAFF

THE GREEN WAVE

2009 REVIEW

THIS IS TULANE

HISTORY

1994

Record: 41-24 • Metro: 8-7
Head Coach: Rick Jones
NCAA South Regional Participant

2/12	W	Nicholls St.	5-0
2/13	W	at Nicholls St.	4-2
2/18	W	South Alabama I	5-4
2/19	W	Alabama	7-3
2/20	L	Auburn	5-2
2/23	W	Nicholls St.	9-6
2/24	L	at Southwestern La.	19-6
2/25	L	Lamar#	19-9
2/26	L	at McNeese St.##	15-4
2/27	W	Alabama	2-1
3/3	W	LSU	10-8
3/5	L	Notre Dame	8-2
3/6	L	Notre Dame	9-0
3/7	W	Notre Dame	6-2
3/12	W	South Alabama	9-8
3/13	L	at South Alabama	11-1
3/14	W	Stephen F. Austin	10-4
3/14	W	Stephen F. Austin	14-9
3/16	L	Stetson	7-3
3/18	W	Eastern Illinois	7-2
3/19	W	at Virginia Tech	17-6
3/19	L	at Virginia Tech	5-0
3/20	L	at Virginia Tech	7-4
3/22	W	Eastern Illinois	15-3
3/23	L	Portland St.	5-4
3/24	W	Akron^	13-9
3/24	W	Mercer^	13-5
3/25	W	Akron^	12-2
3/26	W	Mercer^	20-12
3/28	W	at Southeastern La.	6-2
3/30	L	at Northeast La.	5-2
3/31	W	at Northeast La.	9-3
4/7	W	Northeast La.	7-6
4/8	W	VCU	5-3
4/9	L	VCU	6-0
4/10	W	VCU	23-4
4/13	W	Northern Western St.	6-5
4/14	W	at LSU	4-2
4/15	W	Southern Miss	11-10
4/16	W	Southern Miss	12-10
4/17	L	Southern Miss	14-11
4/18	W	Southeastern La.	9-8
4/20	W	Southwestern La.	4-1
4/21	W	New Orleans	4-3
4/23	L	at UNC Charlotte	9-3
4/23	L	at UNC Charlotte	4-0
4/24	L	at UNC Charlotte	15-7
4/26	L	at New Orleans	11-7
4/27	L	McNeese St.	8-4
4/29	W	Louisville	12-2
4/30	W	Louisville	15-5
5/1	W	Louisville	8-7
5/5	W	New Orleans	7-6
5/13	W	at South Florida	4-1
5/14	L	at South Florida	8-1
5/15	W	at South Florida	6-5
5/18	W	VCU*	6-5
5/19	L	UNC Charlotte*	6-4
5/20	W	South Florida*	11-2
5/21	W	Virginia Tech*	6-3
5/21	W	Southern Miss*	14-6
5/22	L	Virginia Tech*	5-3
5/26	W	Fresno St.+	7-5
5/27	L	USC+	5-0
5/28	L	UNC Greensboro+	4-1

!Winn-Dixie Showdown, Superdome
#Lake Area Classic, Lake Charles
^Tulane Invitational
*Metro Tournament; Louisville, Ky.
+NCAA South Regional, Baton Rouge

1995

Record: 32-26 • Metro: 8-10
Head Coach: Rick Jones

2/10	W	Georgia St.	12-3
2/12	W	Georgia St.	14-3
2/12	W	Georgia St.	5-3
2/15	L	at Nicholls St.	3-2
2/17	W	Texas A&M!	11-5
2/18	W	Lamar!	6-1
2/19	L	Houston!	7-6
2/22	W	Southeastern La.	8-4
2/24	W	Tennessee-Martin	13-2
2/25	W	Tennessee-Martin	8-2
2/26	W	Tennessee-Martin	7-1
3/3	W	Rutgers	4-3
3/4	W	Rutgers	7-2
3/5	L	Rutgers	11-8
3/8	L	at LSU	1-0
3/10	L	Rice	8-6
3/11	L	Rice	12-2
3/12	W	Rice	6-5

3/12	W	Maine	10-6
3/14	W	Dayton	15-13
3/15	L	at Southwestern La.	7-5
3/17	W	Michigan St.	7-4
3/18	W	Michigan St.	7-6
3/19	L	Michigan St.	9-2
3/21	W	Charleston So.	27-2
3/22	W	Charleston So.	7-3
3/24	L	South Florida	7-5
3/25	L	South Florida	13-8
3/26	W	South Florida	12-9
3/28	W	Troy St.	8-2
3/31	W	at Louisville	10-8
4/1	L	at Louisville	8-7
4/2	W	at Louisville	14-11
4/4	W	at New Orleans	6-0
4/5	L	New Orleans	13-3
4/8	W	Virginia Tech	6-3
4/8	W	Virginia Tech	5-4
4/9	L	Virginia Tech	13-9
4/12	L	LSU	3-2
4/14	L	at Southern Miss	8-5
4/15	W	at Southern Miss	6-3
4/16	L	at Southern Miss	12-3
4/18	L	Nicholls St.	7-2
4/19	L	at Southeastern La.	3-2
4/21	L	UNC Charlotte	4-3
4/22	W	UNC Charlotte	11-5
4/23	W	UNC Charlotte	4-3
4/25	W	at New Orleans	3-1
4/26	L	New Orleans	20-1
4/28	L	at VCU	2-1
4/29	L	at VCU	6-1
4/29	L	at VCU	3-0
5/13	L	South Alabama	9-3
5/14	W	at New Orleans	6-1
5/17	L	Southern Miss#	9-3
5/19	W	UNC Charlotte	3-2
5/20	W	Virginia Tech	4-3
5/20	L	South Florida	5-2

!Winn-Dixie Showdown; Superdome
#Metro Tournament; Charlotte, N.C.

1996

Record: 43-20 • C-USA: 18-6
Head Coach: Rick Jones
C-USA Tournament Champs
NCAA South II Regional Participant

2/9	W	Morehead St.	5-0
2/10	W	Morehead St.	17-1
2/11	W	Morehead St.	7-0
2/16	L	at Rice	14-8
2/17	L	at Rice	7-3
2/18	L	at Rice	9-6
2/23	L	Mississippi!	13-3
2/24	W	Mississippi St.!	10-3
2/25	W	Southern Miss!	8-5
2/27	L	at LSU	10-0
2/28	W	Nicholls St.	10-3
3/1	L	SE Missouri St.	9-8
3/2	W	SE Missouri St.	7-6
3/3	W	SE Missouri St.	14-9
3/6	L	at Nicholls St.	5-0
3/9	W	Missouri	9-3
3/10	W	Missouri	7-4
3/10	L	Missouri	2-0
3/12	L	Southwestern La.	7-6
3/15	L	at Memphis	4-3
3/16	W	at Memphis	16-8
3/17	L	at Memphis	3-1
3/19	W	Minnesota	6-5
3/20	W	Minnesota	11-8
3/22	W	Saint Louis	11-4
3/23	W	Saint Louis	12-7
3/24	L	Saint Louis	9-4
3/29	W	Howard	13-2
3/31	W	Howard	2-0
3/31	W	Howard	12-5
4/1	L	LSU	3-1
4/2	L	at Southeastern La.	9-8
4/3	W	at Southwestern La.	14-2
4/5	W	Cincinnati	5-1
4/6	W	Cincinnati	6-4
4/7	W	Cincinnati	8-4
4/9	W	at New Orleans	10-1
4/10	W	at New Orleans	8-7
4/12	W	Louisville	13-1
4/13	W	Louisville	15-5
4/14	W	Louisville	8-2
4/16	W	New Orleans	6-1
4/17	L	New Orleans	5-4
4/19	W	at UAB	4-3
4/21	W	at UAB	8-4
4/22	W	at UAB	4-1
4/23	W	Southeastern La.	6-1
4/26	W	at South Florida	6-5
4/27	W	at South Florida	9-7
4/28	L	at South Florida	8-7
5/3	W	Southern Miss	10-1
5/4	L	Southern Miss	10-4
5/5	L	Southern Miss	7-4
5/1	W	UNC Charlotte	6-2
5/1	W	UNC Charlotte	6-4



New head coach Rick Jones made an immediate impact on the Green Wave program in 1994 as he led a team that had gone 23-31 the year before to a 41-24 record and a spot in the NCAA South Regional in Baton Rouge, La.

5/12	W	UNC Charlotte	3-2
5/15	W	Saint Louis^	14-5
5/16	W	Southern Miss^	9-5
5/18	W	Southern Miss^	10-8
5/19	W	South Florida^	2-0
5/23	W	UNLV*	10-7
5/24	L	New Orleans*	13-5
5/25	L	Georgia Tech*	7-4

!Winn-Dixie Showdown; Superdome
^C-USA Tournament; Hattiesburg, Miss.
*NCAA South II Reg., Baton Rouge, La.

1997

Record: 40-21 • C-USA: 19-7
Head Coach: Rick Jones
Conference USA Champs

2/15	W	Howard	21-2
2/15	W	Howard	8-1
2/16	W	Howard	8-3
2/21	W	Howard	14-10
2/22	W	North Carolina!	7-4
2/23	L	N. Carolina St.!	6-2
2/26	W	Southeastern La.!	9-2
2/27	W	Nicholls St.!	14-3
2/28	L	Indiana	9-7
3/1	L	Indiana	7-3
3/2	L	Indiana	3-0
3/4	L	at LSU	8-5
3/5	L	New Orleans	10-2
3/7	W	Rutgers	15-5
3/8	W	Rutgers	7-1
3/9	W	Rutgers	7-1
3/11	W	Murray St.	6-5
3/12	W	Murray St.	11-1
3/15	L	at UNC Charlotte	20-5
3/15	L	at UNC Charlotte	5-3
3/16	W	at UNC Charlotte	13-4
3/18	W	at Southwestern La.	13-3
3/21	W	at Southern Miss	6-5
3/22	W	at Southern Miss	7-5
3/23	L	at Southern Miss	4-3
3/25	W	Northwestern	19-5
3/26	W	Northwestern	6-1
3/28	L	South Florida	7-4
3/30	W	South Florida	4-3
4/1	L	Southwestern La.	5-2
4/2	W	Southwestern La.	13-2
4/4	W	UAB	14-4
4/5	W	UAB (11)	7-6
4/6	W	UAB	9-5
4/8	L	LSU	12-2
4/11	L	at Louisville (10)	7-6
4/12	W	at Louisville	13-6
4/13	W	at Louisville	18-15
4/15	L	New Orleans	5-4
4/16	W	at Nicholls St.	10-6
4/18	W	Cincinnati	7-5
4/19	W	Cincinnati	12-0
4/20	W	Cincinnati	7-5
4/23	W	at New Orleans	6-3
4/25	W	Houston	2-1
4/26	L	Houston (10)	12-11
4/27	W	Houston	4-2
4/29	L	at Southeastern La.	4-1
4/30	L	at New Orleans	16-3
4/30	L	at New Orleans	12-11
5/3	W	at Saint Louis	7-0
5/3	W	at Saint Louis	7-5
5/4	W	at Saint Louis	13-9
5/9	W	Memphis	7-1
5/10	W	Memphis	9-3
5/11	L	Memphis	8-6
5/14	W	Cincinnati#	10-0
5/15	L	UNC Charlotte#	8-6
5/16	W	Southern Miss#	6-2
5/17	W	UNC Charlotte#	13-4
5/17	L	UNC Charlotte#	9-2

!Winn-Dixie Showdown; Superdome
#C-USA Tournament; Turchin Stadium

1998

Record: 48-15 • C-USA: 22-5
Head Coach: Rick Jones
Conference USA Champs
C-USA Tournament Champs
NCAA South II Regional Participant

2/13	W	George Washington	9-0
2/14	W	George Washington	17-3
2/15	W	George Washington	16-1
2/17	L	at Southwestern La.	3-2
2/20	L	at Long Beach State	14-6
2/21	W	at Long Beach State	2-1
2/22	W	at Long Beach State	7-3
2/27	L	Arkansas!	9-0
2/28	W	Southern Miss!	5-1
3/1	L	Mississippi St.!	4-1
3/3	L	at LSU	10-9
3/4	W	at Southeastern La.	6-4
3/8	W	New York Tech	7-0
3/8	W	New York Tech	12-1
3/10	W	Northern Illinois	6-1
3/11	W	Northern Illinois	14-1
3/13	W	at Houston	10-6
3/14	L	at Houston	6-3
3/15	L	at Houston	16-4
3/17	W	at Nicholls State	20-7
3/20	W	UNC Charlotte	2-1
3/21	L	UNC Charlotte	5-2
3/22	W	UNC Charlotte	28-5
3/24	L	New Orleans##	12-11
3/25	W	at Southeastern La.	14-8
3/27	W	at South Florida	22-8
3/28	W	at South Florida	6-5
3/29	W	at South Florida	16-3
3/31	W	Southwestern La.	6-5
4/1	W	New Orleans	8-6
4/3	W	at Cincinnati	14-5
4/4	W	at Cincinnati	13-6
4/5	W	at Cincinnati	14-2
4/7	W	LSU#	10-8
4/8	W	Centenary	24-6
4/10	L	Louisville	6-4
4/11	W	Louisville	14-3
4/12	W	Louisville	14-8
4/14	L	New Orleans	5-4
4/15	W	at New Orleans	10-8
4/17	W	at Memphis	5-0
4/18	L	at Memphis	4-2
4/19	W	at Memphis	7-3
4/21	W	Nicholls State	4-1
4/24	W	at UAB	9-5
4/25	W	at UAB	7-2
4/26	W	at UAB	10-4
4/29	L	Nicholls State	10-5
4/29	W	Nicholls State	6-2
4/30	W	Southwestern La.	9-7
5/1	W	Saint Louis	13-4
5/2	W	Saint Louis	8-5
5/3	W	Saint Louis	12-7
5/8	W	Southern Miss	14-5
5/9	W	Southern Miss	21-8
5/10	W	Southern Miss</	

Year-By-Year Results



The 2001 Tulane team finished the year with a nation's-best 56 wins en route to winning the Conference USA regular season and tournament titles, the NCAA New Orleans Regional and Super Regional Championships, and making the school's first trip to the College World Series.

2000		
Record: 38-22-1 • C-USA: 20-6-1		
Head Coach: Rick Jones		
NCAA Starkville Regional Participant		
2/11	W	San Diego State 4-2
2/12	W	San Diego State 4-2
2/13	L	San Diego State 8-5
2/15	W	McNeese State 5-4
2/18	W	Auburn 11-8
2/19	W	Alabama 11-7
2/20	L	UNO! 7-3
2/22	L	at Nicholls State 9-8
2/25	L	at Arizona 4-3
2/26	L	at Arizona 19-7
2/27	L	at Arizona 8-5
3/1	L	at LSU 12-5
3/3	W	Rutgers 9-8
3/4	W	Rutgers 7-4
3/5	W	Rutgers 3-0
3/8	W	at McNeese State 9-8
3/10	W	Manhattan 12-2
3/11	W	Manhattan 17-2
3/12	W	Manhattan 7-0
3/14	L	New Orleans 5-4
3/17	L	Louisville 11-3
3/18	W	Louisville 15-0
3/19	T	Louisville 3-3
3/22	W	at Southeastern La 4-2
3/24	W	at Houston 15-6
3/25	L	at Houston 10-1
3/26	W	at Houston 10-6
3/29	L	La.-Lafayette 12-1
3/31	W	at Cincinnati 10-9
4/1	W	at Cincinnati 15-6
4/2	W	at Cincinnati 12-5
4/4	W	Nicholls State 4-1
4/5	L	at La.-Lafayette 3-2
4/7	W	Saint Louis 3-2
4/8	W	Saint Louis 3-2
4/9	W	Saint Louis 13-9
4/11	W	New Orleans 4-3
4/12	L	Southeastern La. 5-1
4/14	W	at UAB 14-3
4/15	W	at UAB 10-2
4/16	L	at UAB 9-8
4/19	L	LSU 21-6
4/21	W	UNC Charlotte 8-3
4/22	W	UNC Charlotte 9-3
4/23	L	UNC Charlotte 10-7
4/25	W	Nicholls State 7-6
4/26	W	New Orleans 7-3
4/28	W	at Memphis 4-2
4/29	W	at Memphis 9-3
4/30	W	at Memphis 10-2
5/5	W	Southern Miss 3-2
5/6	W	Southern Miss 10-3
5/7	L	Southern Miss 7-4
5/12	W	at South Florida 9-7
5/13	L	at South Florida 19-10
5/14	W	at South Florida 9-7
5/17	L	UAB# 11-4
5/18	L	Southern Miss# 10-9
5/26	L	Notre Dame^ 8-4
5/27	W	South Alabama^ 4-3
5/27	L	Notre Dame^ 10-6

!!Winn-Dixie Showdown, Superdome
 #C-USA Tourn.; St. Petersburg, Fla.
 ^NCAA Regional; Starkville, Miss.

2001		
Record: 56-13 • C-USA: 21-6		
Head Coach: Rick Jones		
Conference USA Champs		
C-USA Tournament Champs		
NCAA New Orleans Regional Champs		
NCAA New Orleans Super Regional Champs		
College World Series Participant		
2/2	W	Sam Houston 3-2
2/3	W	Sam Houston 12-0
2/4	W	Sam Houston 11-1
2/6	W	Southeastern La. 16-15
2/9	W	Temple 12-2
2/10	W	Temple 18-1
2/11	W	Temple 7-6
2/13	W	at La.-Lafayette 8-3
2/16	L	Pepperdine 12-2
2/17	W	Pepperdine 7-4
2/18	L	Pepperdine 9-1
2/20	W	at Nicholls State 14-6
2/23	L	at UCLA 8-3
3/2	W	Georgia State 12-11
3/3	W	Georgia State 2-0
3/4	W	Georgia State (10) 11-10
3/7	W	at LSU 13-3
3/9	W	Siena 14-6
3/10	W	Siena 8-6
3/11	W	Siena 16-6
3/16	W	South Florida 12-1
3/17	L	South Florida 5-4
3/18	L	South Florida 9-3
3/20	W	New Orleans! 3-2
3/23	W	Cincinnati 14-6
3/24	W	Cincinnati 9-6
3/25	W	Cincinnati 5-2
3/27	W	La.-Lafayette 9-8
3/30	L	at Saint Louis 8-5
3/31	L	at Saint Louis 10-6
4/1	W	at Saint Louis 11-9
4/4	W	at Southeastern La. 7-6
4/6	W	at Charlotte 8-6
4/7	W	at Charlotte 12-4
4/8	W	at Charlotte 18-4
4/11	W	LSU! 7-6
4/13	L	Houston 3-1
4/14	W	Houston 16-10
4/15	W	Houston 10-5
4/17	W	at New Orleans! 15-9
4/20	W	at Southern Miss 6-4
4/21	W	at Southern Miss 17-9
4/22	W	at Southern Miss 22-3
4/25	W	New Orleans! 12-1
4/27	W	UAB 11-6
4/28	W	UAB 5-4
4/29	W	UAB (10) 4-3
5/4	W	Memphis 11-3
5/5	W	Memphis 8-7
5/6	W	Memphis 10-2
5/9	W	Nicholls State 6-5
5/11	W	at Louisville 9-3
5/12	L	at Louisville 7-5
5/13	W	at Louisville 12-6
5/16	L	Charlotte# 8-4
5/17	W	Cincinnati# 9-7
5/18	W	Charlotte# 6-2
5/19	W	Memphis (13)# 7-6
5/19	W	Memphis# 7-2
5/20	W	South Florida# 21-4
5/25	W	Southern^ 22-9
5/26	W	Oklahoma State^ 13-10
5/27	W	Oklahoma State^ 9-8
6/1	L	LSU (13)* 4-3

6/2	W	LSU*	9-4
6/3	W	LSU*	7-1
6/8	L	Stanford+	13-11
6/10	W	Nebaska+	6-5
6/12	L	CS Fullerton+	11-2

at Zephyr Field
 #C-USA Tourney; Zephyr Field
 ^New Orleans Reg., Turchin Stadium
 *N.D. Super Reg., Zephyr Field
 +College World Series, Omaha, Neb.

2002		
Record: 36-27 • C-USA: 17-13		
Head Coach: Rick Jones		
NCAA Baton Rouge Regional Participant		
2/8	L	at Pepperdine 9-7
2/9	L	at Pepperdine 30-21
2/10	W	at Pepperdine 12-8
2/15	W	Villanova 11-1
2/16	W	Villanova 9-2
2/17	W	Villanova (10) 5-4
2/19	W	at Nicholls State 7-4
2/22	L	George Washington 9-7
2/23	W	George Washington 2-1
2/24	W	George Washington 6-4
3/2	L	UCLA 9-7
3/2	W	UCLA 4-1
3/3	L	UCLA 10-4
3/5	W	at LSU 6-5
3/8	W	Rutgers 4-2
3/9	W	Rutgers 6-4
3/10	L	Rutgers 5-3
3/13	W	at Southeastern La. 6-1
3/15	L	Charlotte 5-3
3/16	L	Charlotte 18-10
3/17	W	Charlotte 16-6
3/19	L	at New Orleans! 5-0
3/22	L	at Houston 8-0
3/23	L	at Houston 11-1
3/24	L	at Houston 11-3
3/26	L	at UL-Lafayette 12-2
3/27	L	UL-Lafayette (10) 5-4
3/29	W	Saint Louis 16-2
3/30	W	Saint Louis 7-6
3/31	L	Saint Louis 6-2
4/2	W	Nicholls State 12-3
4/5	W	at Memphis 7-0
4/6	W	at Memphis 11-2
4/7	L	at Memphis 13-7
4/10	L	LSU# 9-5
4/12	W	at UAB 15-7
4/13	W	at UAB 16-1
4/14	L	at UAB 8-7
4/17	W	New Orleans! 6-5
4/19	W	TCU 8-5
4/20	W	TCU 11-5
4/21	W	TCU 4-3
4/23	W	at New Orleans! 7-0
4/26	L	at Cincinnati 6-3
4/27	W	at Cincinnati 11-5
4/28	L	at Cincinnati (8) 11-1
4/30	W	Southeastern La. 15-5
5/3	W	Louisville 14-6
5/4	L	Louisville 8-7
5/5	L	Louisville 7-4
5/7	W	at South Florida 15-5
5/11	L	at South Florida 10-3
5/12	W	at South Florida 9-8
5/16	W	Southern Miss 7-0
5/17	W	Southern Miss 8-2
5/18	W	Southern Miss 7-4
5/21	L	Southern Miss^ 7-3
5/22	W	Saint Louis^ 6-5

5/24	W	Southern Miss^	12-5
5/25	L	Houston^	7-2
5/31	L	UL-Lafayette*	6-3
6/1	W	Southern*	10-2
6/1	L	LSU*	4-2

at Zephyr Field
 #at Louisiana Superdome
 ^C-USA Tournament (Kinston, N.C.)
 *NCAA Regional; Baton Rouge, La.

2003		
Record: 44-19 • C-USA: 20-10		
Head Coach: Rick Jones		
NCAA Baton Rouge Regional Participant		
2/7	W	St. Joseph's 3-2
2/8	W	St. Joseph's 27-3
2/9	W	St. Joseph's (7) 11-1
2/14	W	George Mason 13-4
2/15	L	George Mason 6-3
2/16	W	George Mason (7) 13-1
2/22	W	Pepperdine 6-3
2/23	W	Pepperdine 7-3
2/24	W	Pepperdine 11-4
2/25	W	Southeastern La. 7-1
2/28	L	CS Fullerton! 2-1
3/1	L	UCLA! 12-2
3/2	L	Texas! 6-1
3/5	W	UL-Lafayette 11-4
3/7	W	Manhattan 5-4
3/8	W	Manhattan 15-1
3/9	W	Manhattan 13-0
3/11	W	LSU@ (11) 4-3
3/14	L	at TCU 5-4
3/15	L	at TCU 4-3
3/16	W	at TCU (10) 6-5
3/19	W	at Southeastern La.# 8-4
3/21	W	Memphis 9-3
3/22	W	Memphis 12-3
3/23	W	Memphis 4-0
3/26	L	at UL-Lafayette 9-8
3/28	L	at Southern Miss 8-6
3/29	L	at Southern Miss 5-4
3/30	W	at Southern Miss 5-4
4/1	W	New Orleans 7-1
4/1	L	at Charlotte\$ 8-6
4/5	W	at Charlotte\$ (7) 8-4
4/5	L	at Charlotte\$ (7) 4-1
4/9	W	at New Orleans 15-5
5/11	W	Houston 2-1
5/12	W	Houston 4-2
5/13	W	Houston 5-1
4/15	L	at LSU 8-0
4/18	W	UAB 11-8
4/19	W	UAB 6-5
4/20	W	UAB 6-5
4/22	W	Nicholls State 4-3
4/26	L	at Saint Louis 12-8
4/26	W	at Saint Louis 13-4
4/27	W	at Saint Louis 9-4
4/29	W	LSU% 9-5
5/2	W	at Louisville 16-12
5/3	L	at Louisville 7-6
5/3	L	at Louisville 7-5
5/13	W	New Orleans@ 5-4
5/15	L	East Carolina 8-7
5/16	W	East Carolina 5-4
5/17	W	East Carolina 14-4
5/21	W	USF^ 4-3
5/22	W	Louisville^ 3-1
5/24	W	Louisville^ 5-3
5/25	L	Southern Miss^ 7-5
5/30	W	UNC-Wilmington* 8-3
5/31	L	at LSU* 13-5

5/31 L vs. UNC-Wilmington* (109-8)
 !KIA Baseball Bash, Fullerton, Calif.
 @ at Zephyr Field
 # at Alex Box Stadium, Baton Rouge
 \$ at Kannapolis, N.C.
 % at Louisiana Superdome
 ^C-USA Tournament (Turchin Stadium)
 *NCAA Regional; Baton Rouge, La.

2004
 Record: 41-21 • C-USA: 21-9
 Head Coach: Rick Jones
 NCAA Oxford Regional Champs
 NCAA Fullerton Super Regional Participant

2/15	W	Texas-Arlington	10-3
2/15	W	Texas-Arlington	6-1
2/17	L	at UNO	4-1
2/20	W	UMBC	8-1
2/21	W	UMBC	10-2
2/22	W	UMBC	14-5
2/27	W	Utah	3-0
2/28	W	Utah	7-0
2/29	W	Utah	9-0
3/2	L	LSU!	6-9
3/5	L	Pepperdine	12-11
3/6	W	Pepperdine	10-9
3/7	W	Pepperdine	4-2
3/9	W	UNO	5-0
3/12	W	at Arizona State	5-3
3/13	L	at Arizona State	11-3
3/14	L	at Arizona State	5-1
3/16	L	Southern Cal (12)	11-10
3/17	W	Southern Cal	12-9
3/19	L	at East Carolina	6-3
3/20	W	at East Carolina(11)	14-10
3/21	W	at East Carolina	9-0
3/24	W	at Nicholls State	5-3
3/26	W	Charlotte	6-5
3/27	W	Charlotte	9-5
3/28	W	Charlotte	13-8
3/31	W	Nicholls State	4-0
4/2	W	at Cincinnati	10-5
4/3	W	at Cincinnati	10-1
4/4	L	at Cincinnati	12-4
4/6	W	at LSU	1-0
4/9	L	Louisville	5-2
4/10	W	Louisville	13-1
4/11	W	Louisville	10-3
4/13	L	at UNO!	6-4
4/16	W	at UAB	17-13
4/17	L	at UAB	11-3
4/18	L	at UAB	6-5
4/21	W	Louisiana-Lafayette!	7-6
4/23	W	Southern Mississippi	17-1
4/24	W	Southern Mississippi	17-5
4/25	W	Southern Mississippi	9-7
4/27	L	LSU@	9-5
4/30	W	at Memphis	5-4
5/2	L	at Memphis (7)	4-0
5/2	W	at Memphis (8)	6-4
5/7	L	USF	9-4
5/8	W	USF	9-5
5/9	W	USF	10-2
5/14	W	Saint Louis	10-3
5/15	W	Saint Louis	12-3
5/16	W	Saint Louis	13-9
5/20	L	at Houston	3-2
5/21	L	at Houston	3-2
5/22	W	at Houston	5-4
5/26	L	vs. UAB#	10-4
5/27	L	vs. Southern Miss#	16-4
6/4	W	vs. Washington\$	3-2
5/5	W	vs. Western Kentucky\$	7-0
5/6	W	vs. Washington\$	12-3
5/12	L	at Cal State Fullerton%	9-0
5/13	L	at Cal State Fullerton%	10-7

at Zephyr Field
 @at Louisiana Superdome
 #C-USA Tournament (Houston, Texas)
 \$NCAA Regional; Oxford, Miss.
 %NCAA Super Reg.; Fullerton, Calif.

INTRODUCTION

TULANE STAFF

THE GREEN WAVE

2009 REVIEW

THIS IS TULANE

HISTORY



Year-By-Year Results

INTRODUCTION

TULANE STAFF

THE GREEN WAVE

2009 REVIEW

THIS IS TULANE

HISTORY

2005

Record: 56-12 • C-USA: 24-6

Head Coach: Rick Jones

Conference USA Champs

C-USA Tournament Champs

NCAA New Orleans Regional Champs

NCAA New Orleans Super Regional Champs

College World Series Participant

2/11	W	Southeast Missouri	9-0
2/12	W	Southeast Missouri	6-3
2/13	W	Southeast Missouri	9-3
2/15	W	McNeese State	3-0
2/18	W	Arizona State	8-2
2/19	W	Arizona State	7-2
2/20	W	Arizona State	9-3
2/25	W	at Pepperdine	3-0
2/26	L	at Pepperdine	5-2
2/27	W	at Pepperdine	7-6
3/1	W	New Orleans	15-9
3/4	W	Marist (10)	8-4
3/5	W	Marist	24-2
3/6	W	Marist	11-5
3/8	W	at LSU	6-2
3/11	L	Cal State-Fullerton	15-1
3/12	L	Cal State-Fullerton	8-9
3/13	W	Cal State-Fullerton	13-9
3/15	W	Texas Southern	8-4
3/18	W	East Carolina	6-5
3/19	W	East Carolina	13-6
3/20	W	East Carolina (8)	8-6
3/22	W	Northwestern State	4-1
3/25	L	at Louisville	6-2
3/26	L	at Louisville	6-4
3/26	W	at Louisville	7-1
3/29	W	at Nicholls State	3-1
4/1	W	UAB	11-3
4/2	W	UAB	4-3
4/3	W	UAB	13-5
4/5	W	at New Orleans	6-0
4/8	W	at Charlotte	13-0
4/9	W	at Charlotte	6-5
4/10	W	at Charlotte	8-2
4/12	W	Nicholls State	11-1
4/15	L	Houston	6-4
4/16	W	Houston	5-4
4/17	W	Houston	7-2
4/19	W	LSU!	11-8
4/23	W	at Southern Miss	18-4
4/23	W	at Southern Miss	11-2
4/24	L	at Southern Miss (7)	10-0
4/26	W	Nicholls State	3-0
4/29	W	at USF (12)	8-7
4/30	W	at USF (10)	5-4
4/30	L	at USF	8-4
5/3	W	New Orleans!	7-6
5/6	W	Memphis	13-2
5/7	W	Memphis	11-10
5/8	W	Memphis	12-9
5/13	W	at Saint Louis	16-7
5/14	W	at Saint Louis	6-0
5/15	W	at Saint Louis	15-4
5/20	W	TCU	5-2
5/20	L	TCU	6-0
5/21	W	TCU	5-1
5/25	W	vs. UAB#	8-6
5/26	W	vs. East Carolina#	16-3
5/28	W	vs. Houston#	10-1
6/3	W	SouthernS	17-7
6/4	W	AlabamaS	10-4
6/4	W	AlabamaS	7-4
6/11	L	Rice%	9-5
6/12	W	Rice%	7-0
6/13	W	Rice%	9-6
6/18	W	vs. Oregon State&	3-1
6/20	L	vs. Texas&	5-0
6/21	L	vs. Baylor&	8-7

!at Zephyr Field

#C-USA Tourn. (Hattiesburg, Miss.)

SNCAA Regional, New Orleans, La.

%NCAA Super Reg., New Orleans, La.

&College World Series, Omaha, Neb.

2006

Record: 43-21 • C-USA: 15-9

Head Coach: Rick Jones

NCAA Oxford Regional Participant

2/10	L	vs. TCU (10)	5-3
2/11	W	vs. Texas Tech	6-4
2/12	W	vs. Texas!	4-2
2/14	W	McNeese State*	5-3
2/17	W	Penn State*	9-4
2/18	W	Penn State*	12-0
2/19	W	Penn State*	9-3
2/21	W	at New Orleans	10-2
2/24	L	Pepperdine*	6-2
2/25	W	Pepperdine*	9-4
2/26	L	Pepperdine*	9-5
3/1	W	Manhattan*	1-0
3/4	W	Manhattan*	5-3
3/5	W	Manhattan*	5-3
3/7	L	at LSU	4-3
3/10	W	Oral Roberts*	7-5
3/11	L	Oral Roberts*	13-6
3/12	W	Oral Roberts*	9-3
3/14	L	Nicholls State*	7-4
3/17	W	South Alabama*	6-3
3/18	L	South Alabama*	8-4
3/19	W	at South Alabama	7-2
3/20	W	New Orleans*	4-3
3/24	L	at Memphis	11-4
3/25	W	at Memphis	7-1
3/26	W	at Memphis	10-2
3/28	W	Jackson State*	14-4
3/31	L	Rice*	3-1
4/1	L	Rice*	3-2
4/2	L	Rice*	9-2
4/4	W	at New Orleans*	19-5
4/7	L	at Houston	8-4
4/8	W	at Houston	8-4
4/9	L	at Houston	6-2
4/11	W	Nicholls State*	7-4
4/14	W	UCF*	5-1
4/15	L	UCF*	9-2
4/16	W	UCF*	7-6
4/18	W	LSU*	12-5
4/21	W	Stephen F. Austin*	9-1
4/22	W	Stephen F. Austin*	7-1
4/23	W	Stephen F. Austin*	7-3
4/25	W	Northwestern State*	8-3
4/28	W	at East Carolina	9-5
4/29	L	at East Carolina	13-3
4/30	W	at East Carolina	6-4
5/2	W	McNeese State*	11-8
5/5	W	Marshall*	3-0
5/6	W	Marshall*	9-8
5/7	W	Marshall* (10)	2-1
5/12	W	Southern Miss*	2-1
5/13	W	Southern Miss*	10-9
5/14	W	Southern Miss*	5-4
5/18	W	at UAB (11)	8-6
5/19	W	at UAB	17-8
5/20	L	at UAB	20-11
5/24	L	vs. East Carolina&	4-2
5/25	W	vs. Marshall(8)	12-1
5/26	W	vs. East Carolina(10)	2-1
5/27	L	vs. Houston&	6-0
6/3	L	vs. South Alabama^	7-1
6/4	W	vs. Bethune-Cookman^	12-7
6/5	W	vs. South Alabama^	18-11
6/5	L	at Ole Miss^	12-4

!Houston College Classic, Houston, Texas

*at Zephyr Field

&C-USA Tournament, Houston, Texas

^NCAA Oxford Regional, Oxford, Miss.

2007

Record: 34-26 • C-USA: 9-15

Head Coach: Rick Jones

2/9	W	Southeastern La.*	19-4
2/10	L	at Southeastern La.*	5-3
2/11	L	Southeastern La.*	4-0
2/16	W	North Florida*	5-1
2/17	W	North Florida*	20-5
2/18	W	North Florida*	5-1
2/23	L	at Southern Cal	8-5
2/24	L	at Southern Cal	4-3
2/25	W	at Southern Cal	5-3
2/27	W	at LSU	8-3
2/25	W	Wright State* (13)	5-4
3/3	W	Wright State*	9-8
3/4	W	Wright State*	4-1
3/6	W	McNeese State*	8-3
3/7	W	UNC-Asheville*	6-5
3/9	W	Loyola Marymount*	4-1
3/10	L	Loyola Marymount*	7-3
3/11	L	Loyola Marymount*	3-2
3/13	W	New Orleans*	2-0
3/16	W	Siena*	6-0
3/17	W	Siena*	2-0
3/18	W	Siena*	19-0
3/20	L	at New Orleans	14-2
3/23	W	at Marshall (11)	8-7
3/24	W	at Marshall	4-1
3/25	W	at Marshall	9-0
3/27	W	Nicholls State*	5-0
3/27	W	East Carolina*	2-1
3/31	W	East Carolina*	8-2
4/1	L	East Carolina*	11-7
4/3	W	LSU!	16-9
4/6	L	Memphis*	14-5
4/6	L	Memphis*	5-3
4/7	W	Memphis*	9-5
4/11	W	Louisiana-Lafayette*	5-4
4/13	W	at Southern Miss	7-5
4/14	L	at Southern Miss (7)	5-2
4/14	W	at Southern Miss (7)	7-1
4/17	W	Northwestern State*	4-3
4/20	L	Houston*	7-0
4/21	L	Houston*	2-1
4/22	L	Houston*	6-4
4/25	W	Nicholls State*	11-5
4/27	L	at UCF	7-6
4/28	L	at UCF	4-3
4/29	L	at UCF	8-4
5/1	L	New Orleans*	7-4
5/4	L	UAB* (11)	11-8
5/6	L	UAB* (7)	4-2
5/6	W	UAB* (7)	2-1
5/11	L	at Rice	8-0
5/12	L	at Rice	8-3
5/13	L	at Rice	7-4
5/17	L	Chicago State*	2-1
5/18	W	Chicago State*	4-2
5/19	W	Chicago State*	7-0
5/23	L	at East Carolina!	4-2
5/24	W	vs. UAB!	13-5
5/25	W	vs. Southern Miss!	6-2
5/26	L	at East Carolina!	9-4

*at Zephyr Field

!C-USA Tournament, Greenville, N.C.

2008

Record: 39-22-1 • C-USA: 13-9-1

Head Coach: Rick Jones

2/22	W	Illinois Chicago	6-0
2/23	W	Illinois Chicago	4-3
2/24	W	Illinois Chicago	9-2
2/26	W	Southeastern La. (12)	4-3
2/27	W	Louisiana-Lafayette	10-1
2/29	L	vs. Pepperdine	2-4
3/01	L	at Minnesota	5-7
3/02	W	vs. TCU	5-3
3/04	L	New Orleans	2-4
3/05	W	Southern	14-6
3/07	W	UC Irvine	2-0
3/08	L	UC Irvine	3-7
3/09	L	UC Irvine	1-5
3/11	W	Northwestern State(11)	4-3
3/12	W	Northwestern State	18-11
3/14	W	Oakland University	3-0
3/15	W	Oakland University	19-0
3/16	W	Oakland University	16-0
3/19	L	at LSU	5-7
3/21	W	Sacred Heart	8-0
3/22	W	Sacred Heart	5-2
3/23	W	Sacred Heart	12-0
3/25	L	at Southeastern La.	11-12
3/28	W	at UAB	8-7
3/29	L	at UAB	7-8
3/30	W	at UAB	12-10
4/01	W	McNeese State	10-3
4/02	W	at Nicholls State	11-2
4/04	W	Marshall	6-5
4/05	L	Marshall	4-7
4/06	T	Marshall (10)	5-5
4/08	W	Nicholls State	8-1
4/09	W	at New Orleans	8-4
4/11	L	at Houston	3-4
4/12	W	at Houston	7-5
4/13	L	at Houston	7-11
4/15	W	Southeastern La.	4-1
4/18	W	Southern Miss.	4-3
4/19	W	Southern Miss.	4-2
4/20	L	Southern Miss.	8-10
4/22	L	LSU	4-8
4/25	W	at Memphis	17-4
4/26	W	at Memphis	15-3
4/29	W	Nicholls State	10-3
5/02	W	UCF	5-2
5/03	W	UCF	6-1
5/04	L	UCF (7)	1-12
5/06	L	New Orleans	8-9
5/07	W	at Southern	10-3
5/09	W	at East Carolina	5-4
5/10	W	at East Carolina	10-8
5/10	W	at East Carolina	10-8
5/15	L	Rice	0-6
5/16	L	Rice	4-8
5/16	L	Rice	2-6
5/21	L	Marshall!	5-10
5/23	W	UCF!	5-2
5/24	L	Marshall!	7-8
5/30	W	vs. Florida S	7-4
5/31	W	vs. Bucknell S	4-1
6/01	L	at Florida State S	8-17
6/02	L	at Florida State S	7-16

!C-USA Tournament, Greer Field at Turchin Stadium

SNCAA Tallahassee Regional, Tallahassee, Fla.

2009

Record: 34-25 • C-USA: 13-11

Head Coach: Rick Jones

2/20	W	Le Moyne	6-1
2/21	L	Le Moyne	4-5
2/21	W	Le Moyne	14-1
2/22	W	Le Moyne	6-0
2/25	L	Louisiana-Monroe	3-4
2/27	L	Wright State	6-12
2/28	W	Wright State	5-3
2/28	W	Wright State	10-2
3/1	W	Wright State	4-3
3/3	L	Northwestern State	6-10
3/4	W	Northwestern State	12-3
3/6	L	USC	2-4
3/7	W	USC	7-3
3/8	W	USC	6-4
3/10	W	McNeese State	15-7
3/13	L	at UC Irvine	5-7
3/14	W	at UC Irvine	6-3
3/15	L	at UC Irvine	4-5
3/17	L	Southwestern La	3-5
3/18	L	at Southeastern La	9-11
3/20	W	No. Colorado	4-0
3/21	W	No. Colorado	9-3
3/22	W	No. Colorado	20-6
3/24	W	Nicholls State	15-2
3/27	W	Houston	6-2
3/28	L	Houston	1-4
3/29	L	Houston	3-4
4/1	W	LSU	8-7
4/3	L	at Rice	3-11
4/4	L	at Rice	7-12
4/5	L	at Rice	4-7
4/7	L	Louisiana-Lafayette	3-6
4/10	L	at UCF	2-4
4/11	W		

All-Time Series History



OPPONENT	W	L	T	PCT.
Air Force	1	1	0	.500
Akron	2	0	0	1.000
Alabama	32	63	0	.337
American U.	1	2	0	.333
Arizona	2	6	0	.250
Arizona State	4	3	0	.571
Arkansas	1	1	0	.500
Arkansas State	4	0	0	1.000
Army	1	0	0	1.000
Auburn	8	15	1	.354
Baylor	3	4	0	.429
Bethune-Cookman	1	0	0	1.000
Birmingham Southern	2	1	0	.667
Bowling Green	3	0	0	1.000
Bradley	2	1	0	.667
Brigham Young	2	3	0	.400
Bucknell University	1	0	0	1.000
California	0	4	0	.000
Cal State Fullerton	1	9	0	.100
Cal State Los Angeles	1	0	0	1.000
California-Riverside	4	0	0	1.000
Carroll College	2	0	0	1.000
Centenary	10	1	0	.909
Central Michigan	2	0	0	1.000
Charleston Southern	2	0	0	1.000
Charlotte	31	21	0	.596
Chattanooga	1	0	0	1.000
Chicago State	2	1	0	.667
Cincinnati	34	7	0	.829
Cleveland State	3	0	0	1.000
Cornell	1	0	0	1.000
Cornell (Iowa)	5	0	0	1.000
Dartmouth	1	0	0	1.000
Dayton	1	0	0	1.000
Delta State	4	2	0	.667
Denver	1	0	0	1.000
Detroit	3	0	0	1.000
Drake	1	1	0	.500
Duke	1	0	0	1.000
East Carolina	19	8	0	.704
East Tennessee State	3	0	0	1.000
Eastern Kentucky	1	0	0	1.000
Eastern Illinois	8	0	0	1.000
Elon	3	0	0	1.000
Florida	2	5	0	.286
Florida State	18	37	0	.327
Fordham	2	0	0	1.000
Fresno State	1	0	0	1.000
George Mason	2	1	0	.667
George Washington	7	1	0	.875
Georgia	0	3	0	.000
Georgia Southern	1	0	0	1.000

OPPONENT	W	L	T	PCT.
Georgia State	6	0	0	1.000
Georgia Tech	1	4	0	.200
Grambling	2	0	0	1.000
Harvard	0	1	0	.000
Hawaii	2	8	0	.200
Houston	21	27	0	.438
Howard	6	0	0	1.000
Illinois	2	4	0	.333
Illinois-Chicago	9	0	0	1.000
Illinois State	10	4	0	.714
Illinois Wesleyan	6	2	0	.750
Indiana	0	3	0	.000
Indiana State	2	0	0	1.000
Iowa	1	4	0	.200
Iowa State	1	4	0	.200
Jackson State	19	3	0	.864
Kalamazoo	2	0	0	1.000
Kansas State	5	0	0	1.000
Kent State	3	1	0	.750
Lamar	9	5	0	.643
Le Moyne	3	1	0	.750
Lewis-Clark State	1	1	0	.500
Lipscomb	2	0	0	1.000
Long Beach State	2	1	0	.667
Louisiana College	26	2	0	.928
Louisiana-Lafayette	43	39	0	.524
Louisiana-Monroe	37	8	0	.822
LSU	126	166	3	.432
Louisiana Tech	8	2	0	.800
Louisville	43	19	1	.690
Loyola (N.O.)	3	5	0	.375
Loyola Marymount	1	2	0	.333
MacMurray	3	0	0	1.000
Maine	3	1	0	.750
Manhattan	11	1	0	.917
Marion Institute	2	3	1	.416
Marist	3	0	0	1.000
Marshall	10	4	1	.700
McNeese State	29	11	0	.725
Memphis	40	24	0	.625
Mercer	2	0	0	1.000
Miami (Fla.)	8	9	0	.470
Michigan State	4	1	0	.800
Middle Tennessee State	1	1	0	.500
Minnesota	3	8	0	.273
Mississippi	49	81	1	.378
Mississippi College	14	5	0	.736
Mississippi State	31	72	2	.304
Missouri	10	3	0	.769
Missouri-St. Louis	3	0	0	1.000
Murray State	4	1	0	.800
Navy	4	1	0	.800

OPPONENT	W	L	T	PCT.
Nebraska	2	0	0	1.000
Nevada-Las Vegas	6	1	0	.857
Nevada-Reno	1	1	0	.500
New Haven	1	0	0	1.000
New Mexico	1	0	0	1.000
New Orleans	70	53	0	.569
New York Tech	2	0	0	1.000
Nicholls State	51	22	0	.699
North Carolina	1	0	0	1.000
North Carolina-Asheville	1	0	0	1.000
North Carolina-Greensboro	0	1	0	.000
North Carolina State	2	3	0	.400
North Carolina-Wilmington	1	1	0	.500
North Florida	3	0	0	1.000
North Park	11	0	0	1.000
Northern Colorado	4	0	0	1.000
Northern Illinois	9	2	0	.818
Northwestern	28	16	0	.636
Northwestern State	15	3	0	.833
Notre Dame	10	3	0	.769
Oakland University	3	0	0	1.000
Oklahoma	2	5	0	.285
Oklahoma State	4	2	0	.667
Oregon	0	1	0	.000
Oregon State	3	0	0	1.000
Oral Roberts	2	3	0	.400
Penn State	3	0	0	1.000
Pepperdine	10	9	0	.526
Portland State	0	2	0	.000
Princeton	1	0	1	.750
Rice	4	19	0	.174
Rollins College	2	0	0	1.000
Rutgers	11	4	0	.733
Sacred Heart	3	0	0	1.000
Saint Francis, Ill.	7	0	0	1.000
Saint John's	0	1	0	.000
Saint Joseph's	3	0	0	1.000
Saint Louis	38	7	0	.844
Samford	1	0	0	1.000
Sam Houston State	3	0	0	1.000
San Diego St.	3	3	0	.500
Santa Clara	0	1	0	.000
Seton Hall	0	1	0	.000
Siena	6	0	0	1.000
South Alabama	22	24	0	.478
South Carolina	3	4	0	.428
Southeast Missouri St.	5	1	0	.833
Southeastern La.	61	30	0	.670
Southern (Alabama)	9	2	0	.818

OPPONENT	W	L	T	PCT.
Southern (B.R.)	23	4	0	.852
Southern (N.O.)	2	0	0	1.000
Southern California	5	6	0	.455
Southern Mississippi	88	47	1	.651
Southern Illinois	0	3	0	.000
Southern Ill.-Edwardsville	1	1	0	.500
Spring Hill	60	17	0	.779
Stanford	1	3	0	.250
Stephen F. Austin	5	0	0	1.000
Stetson	3	2	0	.600
Taylor	2	0	0	1.000
TCU	7	6	0	.538
Temple	3	0	0	1.000
Tennessee	6	3	0	.667
Tennessee-Martin	3	0	0	1.000
Texas	4	11	1	.281
Texas A&M	2	5	1	.312
Texas-Arlington	3	0	0	1.000
Texas-Pan American	3	0	0	1.000
Texas Southern	1	0	0	1.000
Texas Tech	1	0	0	1.000
Troy	1	0	0	1.000
UAB	35	11	0	.761
UCF	10	8	0	.556
UCLA	2	5	0	.286
UC Irvine	2	4	0	.333
UMBC	3	0	0	1.000
Upper Iowa	1	0	0	1.000
USF	25	19	0	.568
Utah	3	0	0	1.000
Valparaiso	3	0	0	1.000
Vanderbilt	7	3	0	.700
Villanova	3	0	0	1.000
VCU	5	7	0	.416
Virginia Military	2	0	0	1.000
Virginia Tech	14	13	0	.518
Washington	5	0	0	1.000
Washington (Mo.)	2	0	0	1.000
West Florida	4	0	0	1.000
Western Kentucky	1	0	0	1.000
William & Mary	0	2	0	.000
William Carey	1	1	0	.500
Westchester State	2	0	0	1.000
Western Illinois	15	3	0	.833
Western Michigan	10	4	0	.714
Wichita State	1	0	0	1.000
Winthrop	1	1	0	.500
Wisconsin	18	4	0	.818
Wright State	6	1	0	.857
Xavier (Ohio)	7	0	0	1.000

*Bold denotes 2010 Opponent

INTRODUCTION

TULANE STAFF

THE GREEN WAVE

2009 REVIEW

THIS IS TULANE

HISTORY

JONES VS. THE OPPONENTS

Akron	2-0
Alabama	5-0
Arizona	2-4
Arizona State	4-2
Arkansas	0-1
Auburn	2-2
Baylor	0-1
Bethune-Cookman	1-0
Bucknell University	1-0
Cal State Fullerton	1-7
Centenary	1-0
Charleston Southern	2-0
Charlotte	26-18
Chicago State	2-1
Cincinnati	27-3
Dayton	1-0
Duke	1-0
East Carolina	19-8
Eastern Illinois	2-0
Elon	3-0
Florida	1-0
Florida State	0-2
Fresno State	1-0
George Mason	2-1

George Washington	5-1
Georgia State	6-0
Georgia Tech	0-1
Harvard	0-1
Houston	20-25
Howard	6-0
Illinois-Chicago	3-0
Indiana	0-3
Jackson State	1-0
Lamar	1-1
Le Moyne	3-1
Long Beach State	2-1
Louisiana-Lafayette	14-12
Louisiana-Monroe	2-2
LSU	19-20
Louisville	27-12-1
Loyola Marymount	1-2
Maine	1-0
Manhattan	11-1
Marist	3-0
Marshall	10-4-1
McNeese State	8-2
Memphis	33-10
Mercer	2-0

Michigan State	2-1
Minnesota	2-1
Mississippi	1-2
Mississippi State	1-1
Missouri	2-1
Morehead State	3-0
Murray State	2-0
Nebraska	1-0
Nevada	1-1
Nevada-Las Vegas	1-0
New Orleans	36-21
New York Tech	2-0
Nicholls State	31-6
North Carolina	1-0
North Florida	3-0
NC-Asheville	1-0
NC-Greensboro	0-1
North Carolina State	1-1
NC-Wilmington	1-1
Northern Colorado	3-0
Northern Illinois	2-0
Northwestern	2-0
Northwestern State	7-1
Note Dame	1-4

Oakland University	3-0
Oklahoma State	2-0
Oral Roberts	2-1
Oregon State	1-0
Penn State	3-0
Pepperdine	10-8
Portland State	0-1
Rice	3-18
Rutgers	10-2
Sacred Heart	3-0
Saint Joseph's	3-0
Saint Louis	27-6
Sam Houston State	3-0
San Diego State	3-2
Siena	6-0
South Alabama	6-4
Southeast Missouri State	5-1
Southeastern La.	21-10
Southern (B.R.)	5-0
Southern Cal.	4-5
Southern Miss.	42-20
Stanford	0-1
Stephen F. Austin	5-0
Stetson	0-1

Temple	3-0
Tennessee-Martin	3-0
Texas	1-2
Texas A&M	1-0
Texas-Arlington	2-0
Texas Southern	1-0
Texas Tech	1-0
TCU	6-5
Troy	1-0
UAB	32-11
UCF	8-6
UCLA	2-6
UC Irvine	2-4
UMBC	3-0
Utah	3-0
USF	23-14
Villanova	3-0
VCU	3-4
Virginia Tech	5-4
Washington	2-0
Western Kentucky	1-0
Winthrop	1-1
Wright State	6-1



All-Time Lettermen

A

Abadie, Bernard P.....	1947-49
Abadin, Jose.....	1979
Abbott, C.E.....	1919
Ackal, Jay.....	2007
Adams, George.....	1915-16
Adams, Thomas O. Jr.....	1963-65
Airey, T.L.....	1899
Alberstadt, Leonard.....	1957
Alexander, Gerald.....	1959
Alexander, Gerald.....	1987-89
Allain, Drew.....	2008-2009
Allaire, Walter F.....	1945
Allemandi, Paul.....	1941
Allen, Clint.....	1993-95
Allen, Dean Hall.....	1930-32
Allums, Loraine.....	1926
Amarena, Salvatore, J.....	1984-87
Anderson, John A. Jr.....	1945-46
Anderson, Smyle.....	1898-01
Andignac, David F.....	1967-69
Andre, Robert.....	1952
Andrews, James Connie.....	1959
Archer, William.....	1989-90
Ardoin, Todd.....	1995-98
Arthurs, John Charles.....	1967-69
Atkinson.....	1913
Aubrey, Michael.....	2001-03
Aultman, Stanley.....	1941-42
Aycock.....	1914

B

Babin, Wilbur J. Jr.....	1977-79
Ball, Caron.....	1911
Baker, M.M.....	1932
Bankston, Warren.....	1989
Barbe, Paul.....	1903-05
Barbier, Roy J.....	1946-49
Barbier, Scott.....	1982-83
Barham, Joseph.....	1926
Barker, Matt.....	2004-05
Barnes, Bill.....	1995-97
Barnet, Christopher A.....	1975-77
Barnett, Devin.....	2007
Barrios, Gregg.....	1981-83
Barrios, Raoul J.....	1973-76
Barro, Aja.....	2006-08
Bass, Houston.....	1907-10
Baughman, J.....	1923
Beaulieu, Clifford A. Jr.....	1972-75
Becker.....	1915
Belanger, Brandon.....	1999-2000
Bell, Scott.....	1995-98
Benandi, Leo Lucas.....	1962
Bentz, Roman Walter.....	1941
Berkowitz, Jared.....	1997-2000
Bernard, Edward A. III.....	1970-73
Bernard, Gary.....	1971-74
Bernoudy, L. D.....	1915
Bienvenue, L. J.....	1919
Birdsall, Ben.....	1956
Bivalacqua, Trinity.....	1995-96
Blades, Steven.....	2000-02
Blanchard.....	1906
Blanchard, F.A.....	1915
Blanda, Louis Charles.....	1942-43
Blanda, Louis Charles Jr.....	1963-65
Blum, Jeff.....	1989-92
Boasberg, George R.....	1963
Boasberg, Jack M.....	1961
Boasberg, Louis.....	1932
Bobbitt, Josh.....	1998
Bodney, Albert Andrew.....	1939-41
Bogusevic, Brian.....	2003-05
Bonar, William L.....	1949-51
Bond, Nathaniel.....	1911-12
Bonilla, Henry.....	1999-2000
Bonnafee, Victor III.....	1966
Booker, George E.....	1964-65
Booth, George.....	1913
Bordlee, Randolph J.....	1952-53
Borgatti, Mike.....	1983-86
Bormaster, Brian.....	2002-04
Born, Joseph Francis Jr.....	1966
Bosio, Nathan.....	1994-96
Baudreaux, Paul.....	1996-99
Boullosa, Joseph W.....	1957-58
Boullosa, Nick.....	2008-Present
Bouman, Andrew.....	2001
Bourgeois, Nick.....	2000-02
Braasch, Karl.....	1993-94
Bratton, Paul J.....	1958-59
Breaux, Ramon G.....	1946-47
Brennan, Edward G.....	1946-47, 1950
Bridgers, Land.....	1996-97

Brignac, Julian Poche.....	1942-43
Broach, Robby.....	2008-Present
Brack, H. D.....	1925
Brockhoff, Joey.....	1982-86
Brockman.....	1915-16
Brockman, T.H.....	1907
Brown.....	1910
Brown, Bryan.....	1989-91
Brown, Craig.....	1995-98
Brown, Joseph.....	1914-19
Brown, Robert.....	1945
Brown, Ronnie.....	1987-89
Browne, Patrick.....	1926
Brumby, Turner.....	2001-03
Bruno, Jamie.....	2009-Present
Bruns, Thomas N. C.....	1926
Bubrig, Bill.....	1986-88
Burckel, Brad.....	1992-94
Burdine, Kevin.....	1983-86
Burga, Bruce A. Jr.....	1970-71
Burgess, James.....	2000-03
Burnham, Jake.....	1998-99
Burns.....	1913
Burvant, Urban J.....	1930-32
Bush, Reuben.....	1898-99, 1902
Bush, Stuart.....	1958-60
Busy, J.....	1901
Butera, Barry.....	1975-77
Butera, Brian.....	1976-79
Butker, Henry.....	1925-26
Butler, J.....	1894

Babin, Wilbur J. Jr.....	1977-79
Ball, Caron.....	1911
Baker, M.M.....	1932
Bankston, Warren.....	1989
Barbe, Paul.....	1903-05
Barbier, Roy J.....	1946-49
Barbier, Scott.....	1982-83
Barham, Joseph.....	1926
Barker, Matt.....	2004-05
Barnes, Bill.....	1995-97
Barnet, Christopher A.....	1975-77
Barnett, Devin.....	2007
Barrios, Gregg.....	1981-83
Barrios, Raoul J.....	1973-76
Barro, Aja.....	2006-08
Bass, Houston.....	1907-10
Baughman, J.....	1923
Beaulieu, Clifford A. Jr.....	1972-75
Becker.....	1915
Belanger, Brandon.....	1999-2000
Bell, Scott.....	1995-98
Benandi, Leo Lucas.....	1962
Bentz, Roman Walter.....	1941
Berkowitz, Jared.....	1997-2000
Bernard, Edward A. III.....	1970-73
Bernard, Gary.....	1971-74
Bernoudy, L. D.....	1915
Bienvenue, L. J.....	1919
Birdsall, Ben.....	1956
Bivalacqua, Trinity.....	1995-96
Blades, Steven.....	2000-02
Blanchard.....	1906
Blanchard, F.A.....	1915
Blanda, Louis Charles.....	1942-43
Blanda, Louis Charles Jr.....	1963-65
Blum, Jeff.....	1989-92
Boasberg, George R.....	1963
Boasberg, Jack M.....	1961
Boasberg, Louis.....	1932
Bobbitt, Josh.....	1998
Bodney, Albert Andrew.....	1939-41
Bogusevic, Brian.....	2003-05
Bonar, William L.....	1949-51
Bond, Nathaniel.....	1911-12
Bonilla, Henry.....	1999-2000
Bonnafee, Victor III.....	1966
Booker, George E.....	1964-65
Booth, George.....	1913
Bordlee, Randolph J.....	1952-53
Borgatti, Mike.....	1983-86
Bormaster, Brian.....	2002-04
Born, Joseph Francis Jr.....	1966
Bosio, Nathan.....	1994-96
Baudreaux, Paul.....	1996-99
Boullosa, Joseph W.....	1957-58
Boullosa, Nick.....	2008-Present
Bouman, Andrew.....	2001
Bourgeois, Nick.....	2000-02
Braasch, Karl.....	1993-94
Bratton, Paul J.....	1958-59
Breaux, Ramon G.....	1946-47
Brennan, Edward G.....	1946-47, 1950
Bridgers, Land.....	1996-97

C

Caballero, Jack.....	1982
Cabeceiras, Larry.....	1976-79
Caire, Donald.....	1978-79
Caldarera, Douglas Peter.....	1976
Calhoun, F.....	1894
Callon.....	1910
Calogero, Pascal.....	1978-79
Cambo, Carlos.....	1980-81
Cambon, Leon F.....	1946
Campbell, E. R.....	1919
Campione, Jack Anthony.....	1952-54
Cannizaro, Andy.....	1998-2001
Capdepon, Peter C.....	1960-61
Capps, Verl L.....	1945
Carbon, Cyril.....	1941
Carlson, Greg.....	1996
Carmony, James.....	1955
Carneaux, J.....	1906
Carraway.....	1924
Carter, C.....	1902
Carter, Mathew.....	1991-92
Caruso, John.....	1956
Cassibry, Fred J.....	1939-40
Catanesse, Jack.....	1982-83
Cate, Charles.....	1903-06
Cellos, Edward.....	1940-41
Centanni, Phillip Joseph.....	1950
Cerasara, Anthony Henry.....	1962
Chaisson, John W.....	1961-62
Chanove, Rick.....	1990-93
Charles, Don.....	1956-57
Charron, Joey.....	2001-04
Chiasson, Paul.....	1992-93
Childton, J.P.....	1893-94
Cinnater, Donald W.....	1973
Cinnater, Ray.....	1956
Claiborne, Preston.....	2007-Present
Clark, Gerald.....	2002-03
Clay, George S.....	1939-40
Clegg, Stillford.....	1900
Cloude, Chris.....	1988
Cole, T.....	1906
Coleman.....	1915
Collins, S.....	1902-03
Collins, Reynolds M.....	1940
Collums.....	1916
Colon, Percy J. Jr.....	1959
Comarda, Kelly.....	2002-03
Comarda, Neal Gerard.....	1975-78
Comeaux, Thomas L.....	1950-51
Conley, Wilber Franklin Jr.....	1953
Connick, Peter.....	2006-08
Conway, Eustace.....	1911
Conway, Robbie.....	1994-95
Cooke, Thomas J.....	1952-53
Corbin, C.....	1913
Cordill, T.....	1897
Cornett, Robert M.....	1959, 1961-62
Corona, Andrew.....	2001-02
Costa, Steven Anthony.....	1966
Cox, Clyde Eugene.....	1953
Cox, Tim.....	1982-83
Coyne, Peter.....	1988-89

Craighead, Edwin Jr.....	1912
Cressend, Jack.....	1994-96
Crochet, Sidney.....	1941
Cronin, Kenneth J.....	1972-75
Crowley, J.R.....	2003-05, 2007
Crumley, James P. Jr.....	1966
Cunane, Kevin.....	1993-95

D

Daffin, Terry A.....	1981
Dalton, John H.....	1966-68
Dares, Darrin.....	1987-90
Davis, Brad.....	1995
Dawson, Mark.....	1995
DeBuys, R.E.....	1893-94
DeGrouthola, Vincent.....	1974-77
Deiley, Louis.....	1985-86
DeLaune, Chris.....	1992-95
DeLaune, Gregory.....	1980-82
Dellenger, Clement R.....	1964
Delorme, Francis M.....	1945
Delph, Norman.....	1960
Demma, Ernest R.....	1968-69
Desjardins, Gary.....	1985-86
Desjardins, Marc.....	1981-84
Devlin, John Michael.....	1966
Dews, Alvin B.....	1944-45
Dickerson, Fred H. Jr.....	1959
Didion, Kris.....	1995
Dini, Greg.....	2004-05
Ditta, George M.....	1966-68
Doiron, Ryan.....	2009-Present
Doland, Jack.....	1950
Donoghoe, James.....	1959
Donovan, Martin A.....	1968-71
Dozier, Sam.....	1978-81
Duffy, Morris J.....	1916-19-23
Dufour, Charles.....	1923-25
Dufour, Charles.....	1940-42
Dufour, Edward.....	1953, 1957-58
Dufrechou, Raymond E.....	1944-48
Dugas, Charles.....	1914-16
Duhon, Robert J. Jr.....	1966-67
Dumas, B.....	1894
Dunbar, Childs E. III.....	1972-73
Dunn, Henry B.....	1932
Dyer, James.....	1980
Dyer, Jared.....	2007-2009
Dyess, Todd.....	1992-94
D'Zio, Larry.....	1960

Duffin, Terry A.....	1981
Dalton, John H.....	1966-68
Dares, Darrin.....	1987-90
Davis, Brad.....	1995
Dawson, Mark.....	1995
DeBuys, R.E.....	1893-94
DeGrouthola, Vincent.....	1974-77
Deiley, Louis.....	1985-86
DeLaune, Chris.....	1992-95
DeLaune, Gregory.....	1980-82
Dellenger, Clement R.....	1964
Delorme, Francis M.....	1945
Delph, Norman.....	1960
Demma, Ernest R.....	1968-69
Desjardins, Gary.....	1985-86
Desjardins, Marc.....	1981-84
Devlin, John Michael.....	1966
Dews, Alvin B.....	1944-45
Dickerson, Fred H. Jr.....	1959
Didion, Kris.....	1995
Dini, Greg.....	2004-05
Ditta, George M.....	1966-68
Doiron, Ryan.....	2009-Present
Doland, Jack.....	1950
Donoghoe, James.....	1959
Donovan, Martin A.....	1968-71
Dozier, Sam.....	1978-81
Duffy, Morris J.....	1916-19-23
Dufour, Charles.....	1923-25
Dufour, Charles.....	1940-42
Dufour, Edward.....	1953, 1957-58
Dufrechou, Raymond E.....	1944-48
Dugas, Charles.....	1914-16
Duhon, Robert J. Jr.....	1966-67
Dumas, B.....	1894
Dunbar, Childs E. III.....	1972-73
Dunn, Henry B.....	1932
Dyer, James.....	1980
Dyer, Jared.....	2007-2009
Dyess, Todd.....	1992-94
D'Zio, Larry.....	1960

E

Ebker, Bob.....	1956
Echeverez, Raul.....	1996-99
Edelman, Leonard.....	1983
Edwards, Benjamin J.....	1959-61
Elkins, Rob.....	1987-88
Ellender, Bennie Jr.....	1944
Elizardi.....	1923
Emaus, Brad.....	2005-07
Enns, Paul Griffith.....	1945
Enos, John S.....	1945
Escudier, Michael.....	1993-96
Eshleman, R.....	1894
Eustis, G.....	1894
Evans, Christopher.....	1991-92
Everett, Cat.....	2005-07
Ewin, James.....	1912

F

Fairchild, Ricky.....	2002-03, 2005
Fall, Herbert J.....	1958-60
Falterman, Troy.....	1991-94
Farrell, James.....	1989-90
Fechner, L.....	1900
Feldman, Aaron.....	2000-03
Ferber, Leo.....	1932
Ferguson, Keith.....	1991
Ferrando, Stephen.....	1980-81
Fiedler, Robert.....	1978-79
Finley, P.....	1902
Finley, R.....	1897
Fitch, Paul.....	1981-82
Fitzgerald, Jason.....	1995-97
Fitzgerald, Wm. E.....	1967-69
Flach, August C.....	1932
Fleming, Cletus G. Jr.....	1952-53
Fleming, Thomas.....	1912
Flettrich, David C.....	1964-66
Flores, Lauren.....	1988-89
Flournoy, Charles P.....	1924-26
Flynn, Conrad.....	2008-Present
Forest, Brian.....	1992-94
Fossier, Joseph.....	1911-12

Foster, Matt.....	2000-01
Foto, John.....	1974-77
Foto, Phillip J.....	1950
Fourmaux, Glen.....	1981-84
Fox, Steven Howard.....	1965-66
Francingues, Kenneth.....	1977-79
Francingues, Wayne J.....	1968-69
Francis, Chris.....	1988-89
Frazine, Ryan.....	1996-97
Freeman, Percy, J. Jr.....	1969-70
Friedman, Eugene.....	1958
Friedman, Joseph D. Jr.....	1957-58
Fucich, D.....	1906
Fuller, Lionel.....	1904-05

G

Gage, Mims.....	1914
Gardner, Thomas.....	1971-72
Garrett, Jonathan.....	2006-2009
Garza, Hector.....	1982
Gaudet, Allen J. III.....	1985
Gaudet, James.....	1974-76
Gaudet, William B.....	1976-78
Gautreau, Jake.....	1999-2001
Geller, Stephen L.....	1963
Gentling, Harold.....	1919
George, Isaac L.....	1930
Gerdes, Rob.....	1990-91
Giarratano, Tony.....	2001-03
Gibbs, Brian.....	1991-94
Gilevich, Darryl.....	1990
Gillespie.....	1907
Gilliam, Jon.....	2000
Gillis, Ewing.....	1912-14
Glover, Harry.....	1930
Goebel, Matt.....	2003-04, 2006-07
Games, Brandon.....	2003, 2005-07
Goodsin, Charles.....	1913-14
Gott, Dale W. Jr.....	1961-64
Graffagnini, Keith.....	1995-1998
Graffagnini, Kyle.....	1992-95
Gravois.....	1925
Gravolet, Bobby.....	1995
Grey, Edward.....	1932
Griener, Grayden.....	2005-08
Griffin, Jason.....	1986
Griffin, Mason.....	2008-2009
Grinnell, Barry.....	1984-85
Groff, Matt.....	1999-2001
Guedry, Frederick E.....	1942-43
Guidry, Edwin R.....	1930
Guidry, Tim.....	2003-04, 2006-07
Guillot, Trey.....	1996-97

H

All-Time Lettermen



INTRODUCTION

TULANE STAFF

THE GREEN WAVE

2009 REVIEW

THIS IS TULANE

HISTORY

I

Iarocci, T.J.	1997-99
Ibieta, Juan	1990-93
Ivy, Ed	1897-98, 1901-02
Ivens, Edmund	1904-07

J

Jennings, James Barry	1961-63
Johns, Michael	1996-97
Johnson, Eads	1897-99
Johnson, Warren	1894
Johnston, Jason	1997
Johnston, Jason	1910
Jones, Adam	1990
Jones, Chris	1996-97
Joubert, Charles	1904-07
Jurries, James	1999-2002

K

Kampen, William Jr.	1979-82
Kaplan, Jonny	2000-03
Kays, Herbert	1958
Keen, Dewey Everett	1949-51
Kehoe, Miles J. Jr.	1930
Kennedy, Lester	1952-54
Kennedy, Thomas W.	1944
Kent, Ronald Stuart	1951
Keppel	1897
Khayat, Eddie	1956
Kimble, Dale	1956
Kimmons, Tyler	2003-04
Kinek, George	1950-51
Kingery, Ellsworth Lee	1951-52
Kline, Kris	2001-02
Klos, Walter	1904
Klotz, Warren M.	1981-82
Knighton, James E.	
Korach, Kenneth W.	1963-65
Kottwitz, Charles J.	1930
Kuhlman, John E., Jr.	1973-76
Kyle, Charlie	1932
Kwan, Max	2006

L

Lacoste, Jules F. Jr.	1957
Lamas, Fernando	1993
Landry, A.L.	1899
Landry, C.	1919
Lane, Eric	1980-83
Landrip, B.	1923
Laren, K.	1906
Lassiter, P.	1903
Laurant, Larry	1990-91
Latham, Daniel	2004-07
Lautenschlaeger, Lester	1923-25
Lawrence, D.	1915
Laxenby, Russell Jr.	1944
Le Suer, D.	1902
Leahy, William J.	1944-49
Leaveau, Glen	1986-89
LeBlanc, John F.	1972-75
Lefort, Camille	1982-85
Legette, O.	1916
Leiberman, Nemo	1911
Leiva, Carlos Alfred	1952-55
Lemmon, Harold	1932
Lenfant, Rodney	1981-82
Levenson, Fred	1988
Licciardi, Lance	1991-93
Lind, Carl	1923-25
Liotta, Ray	2002
Little, Thomas	1983-86
Livingston, Cary D.	1969-72
Livingstone, John	1992-95
Llorente, Marcelo	1995-98
Lloyd, Donald Joseph	1952-54
Lodrigues, W. P.	1932
Loflin, Michael Ray	1975
Lombard, John E.	1893
London, Randolph	1941
Long	1923-25
Long, O.J.	1905
Lontayo, Alex	1995-98
Lorch	1906
Lorio, Fernand deBoissac	1947-48
Loup, Aaron	2007-2009
Loupe, Donald	1987-90
Luce, M.	1902
Luchsinger, Werner J.	1930
Ludlum, J.R.	1906
Ludman, Ed	1943-47
Lukinovich, Andrew L. III	1977-79
Lundy, Louis A. Jr.	1930

M

Maack, Michael	1980-81
Mace, Theodore J.	1947
Madden, Scott	2001-02, 2003-05
Magee, James	1959-60
Magruder, A. L.	1914-16
Maier, Mark	1977-78
Mahoney, Joseph III	1983-86
Mailhes, Louis Eugene	1951-52
Mailhes, Pete	1915-16
Maitre, George M.	1959
Malpass, Dennis	1964-65
Maltz, Robert Allen	1950-51
Manalla, Vince	1981
Mandala, Luke	1991-93
Mann, Matt	2001-04
Manzella, Tommy	2002-05
Marcob, Ronald Jr.	1974-77
Marett	1914
Marigny, Ronald	1984-86
Marks, Emile	1956-58
Marston, Henry Jr.	1912-15
Martensen, Blake	1993-95
Martin, Pratt	1923-24
Martin, Ryan	2003-04
Martin, Stephen Andrew	1966-68
Martin, Trey	2006-08
Martinez, Owen	1943
Martiny, Byron	1972-75
Mathews, Thomas	1982-84
Mauberrert, Leon E.	1893
McCloskey, Michael G.	1984-85
McCord, William Crowder	1945
McCormack, John T.	1949-51
McCuller, Charles	1910-11
McCollum, Dan	1996-98
McDermott, Stanley T.	1947-49
McFadden, Warren	2006-08
McGee, John Leroy	1942
McGehee, Ed	1898-1902
McGehee, Lucius	1900-04
McGill, James	1964-65
McGinty, L. V. Jr.	1961
McLean, Joe	1915
McLean, Leal C. H.	1926
McLean, W.	1914
McKee, Mickey	1998-2000
McNeil, Nelson	1915-16
McWilliams, Kent	1943
Melito, Charles	1977-79
Melius, Barth	1998-2001
Menefee, J.C.	1906-10
Menville, John	1930
Mercier, Jules H.	1970
Mesa, Alfredo	1990-93
Metzinger, Fredrick Robert	1966
Micelle, John J.	1940
Michael, Dann	1988
Migliore, Brian	1981-83
Migliore, Paul	1982
Miller, Carl R.	1957-59
Miller, Charles	1903-04
Miller, Wilson T. Jr.	1961
Mills, K.	1907
Mills, W.P.	1906
Mistich, Evan	2009
Mitchell, Ronald	1960
Mitchell, Troy	1986-87
Mmahat, Kevin	1984-86
Moen, Clarence R. Jr.	1960-61
Mohl, Billy	2003-06
Moise, Allyn	1899
Monette, W.L.	1899
Morgan, Edward C.	1923-26
Morgan, Sean	2005-07
Moreland, Mike	1986
Moreno, Arthur	1903-04
Moritz, Steve	2008-2009
Morris, L.	1906
Morse, Joe	1979-81
Morton, Thomas	1991-92
Mueller, John E.	1970-71
Mundt, Karl	2009-Present
Munson, Don	1958
Mura, Stephen A.	1974-76
Murphy, Keith	2001
Murphy, Scott	1980-83

N

Navarro, Jason	1995-97
Neider, Robert John	1962-64
Nelson, Warren A.	1946-48
Newman, Nathan	2006
Newton, M.	1923
Newton, Sterling	1912
Niel, Anthony II	1969-70

Nissel, Charles James	1952-54
Nord, Raymond A.	1962-63, 1965
Norris, Richard J.	1949-51
Nusloch, George H. II	1946

O

Odom, Andrew	1926
O'Gara, Dan	1999-2000
O'Hara, William J. Jr.	1939-40
Olagues, John Andrew	1965-66
O'Leary, Mike	1978
Olsen, John	1980-81
O'Neill, Charles W.	1930-32
O'Pry, Lee R.	1930
Overdyke, Donald, Jr.	1938-40
Owen, John	1945-49
Owens, Courtney E.	1945
Owens, John J. Jr.	1939-40
Owings, Micah	2005
Ozene, T.	1905

P

Paine, Ruffin	1912-13
Palmer, Edwin M.	1944
Parker, Porter	1894
Parker, Richard	1987-89
Payton, Melvin E.	1949-50
Peck, Harold	1946-48
Peebles, Jon B.	1960-61
Penedo, Corey	2003
Pepitone, Nick	2008-Present
Perkins, Warren	1947-49
Perret, John Jr.	1980-81
Perry, L.	1897
Peterman	1910
Peterson, Eugene M.	1944-45
Petiton, Matt	2008-Present
Phelps, E.	1906
Picheloup, M.J.	1911
Pisarich, Glenn A. Jr.	1969-70
Pitcher, K.	1906-07
Pitcher, S.	1907
Pitre, Derin	1993-94
Plauche, Heinrich	1903-05
Polito, Tony	1990
Ponder	1910
Ponder, D.J.	2009-Present
Popovec, Michael T.	1946-47
Portier, Stephen	2006
Porter, Arthur	1943
Porter, Robert	1925-26
Posay, Marty	1990
Post, A.M.	1900
Pou, Jack Wendell	1943-44
Pourciau, Joseph S.	1942-43
Powell, Scott	2006-2009
Prackso, Bernard	1941
Prevelt, Peter	1958
Prince, Josh	2008-2009
Pumilia, Steven M.	1973-76
Punches, Richard	1997
Purdum, Ward Jr.	1968-71
Pursell, Joe	1979-1980
Pursell, Mike	1996-98
Pursell, Ricky	1984-87
Putnam, Dylan	1998
Pyle, Jason	2004

Q

Quinones, Elliott	1988-89
-------------------	---------

R

Ragette, Nathaniel	1993
Randall, James Bennett	1944
Raley, Carroll D.	1970-71
Randazzo, Anthony	1989-90
Rapp, William "Billy"	1984-87
Ray, Gary M.	1970-72
Ray, Nick	1978
Read, John J. Jr.	1951
Reaney, Brian	1987
Reboux, Rustin	2005-08
Reed, James E.	1923
Reedy, Ted	2004
Reese, Edward B. Jr.	1968-71
Regan, Douglas J.	1953, 1956-57
Reginelli, Anthony	1954-57
Reginelli, Anthony Jr.	1981-83
Reich, John	1983-86
Renfro, Joseph	1943
Retif, Kenneth	1977-80
Retif, Milton J.	1952-55
Retif, Milton "Mickey" J. Jr.	1975-78
Rice, Will	2005-06

Richard, Lionel	1954-55
Richardson, Beau	2001-02
Richeson, J.	1925
Riess, Oscar	1904-07
Riley, Mike	1979-81
Riley, Steve	1981-84
Riser, Matt	2005-06
Riviere, Jeff	1990-93
Rivette, Chris	1983-86
Robart, Jameson	1904
Roberti, Marc	2006-08
Robertson	1923
Robin, Dan	1990
Robin, Duke	1986-88
Robinson, Andrew	2009
Robinson, Jared	1996-99
Robinson, Virgil	1924-25
Rodgers, Andrew	2008-2009
Rodriguez, Carlos	1991-94
Rogers, Marlin	1972-75
Rogers, Taylor	2007-2009
Rolling, Reginald	1904-05
Romano, Mike	1991-93
Roney, Gary Jeff	1973-76
Roniger, Richard Roy	1962-63
Rooney, Pat Donald	1948-49
Ros, Michael Yancey	1965-67
Rosenberg, Yoni	1997
Rosenblat, Brad	2002
Rosenthal, Richard Ray	1963
Rouen, Douglas M.	1971-74
Rowden, Jim W.	1949
Rowe, Mike	1979-81
Rowley, Steve	1987-89
Royal, Arnold	1940
Rubenstein, Ed M.	1953-56
Ryan, John F. III	1971-74
Ryan, Matt	2009-Present

S

Sanches, Joseph A. III	1968
Saunders, Henri	1989-90
Scelfo, Anthony	2006-08
Schaffer, Jeremy	2009-Present
Scharff, Adolph K.	1919
Schell, Donald	1943-47
Scheuermann, Glenn	1988-91
Scheuermann, Joe	1983-84
Scheuermann, Karl	1979-81
Schmidt, Richard K.	1964-66
Schneider, Larry J.	1965-67
Schneider, Larry	1991-94
Schroeder, Lloyd F. Jr.	1973-74
Schwartzkoff	1919
Scott, J. S.	1910-11
Scott, Malcolm	1960
Scott, Ronald Patrick	1966-68
Scott, W.	1910
Searle, Chris	2000-02
Seay, David A.	1972-75
Segedin, Rob.	2008-Present
Seaver, T.	1910
Selber, Aaron Jr.	1950
Selber, Leonard	1955
Seponski, Chris	2003
Seuhs, Herbert A.	
Sexton, James	1984-86
Shankle, Brooks	2002
Shay, John M. Jr.	1968-69
Shearman, Brian	1981-84
Sheets, Andy	1990
Shepherd, Steve	1990-91
Shinn, Joseph D.	1951
Shirley, Steve	1998-2001
Sidwell, Scott	1993-94
Simon, Charlie	1932
Simon, Nate	2006-07
Simons, Claude	1961
Simpson, Donald C.	1967-69
Sims, John Homer	1940-42
Slattery, Casey	2004
Smigliani, Chris	1988-90
Smith, Baker	1911
Smith, T.	1916
Smith, David	1986-87
Smith, J.M.	1926
Smith, Richard	1957
Snell, Jack B.	1976-77
Snow, M. J.	1919
Southard, Nathan	2003-06
Spann, "Tookie" Emmanuel F. Jr.	1985-88
Spansel, Mark John	1974
Sparks, Paul	1979
Sparks, Jason	1998-99
Spencer, Wya	2001
Sperry, L.	1903
Staiger, William C.	1951



All-Time Lettermen

Steele, Frank D.....	1973-76
Stelmack, Bryan.....	2002-03
Stemler, E.J.....	1898-99
Stephens, Richard.....	1964
Stephens, Rodney.....	1987-89
Stern, D.....	1906
Stevenson, Daniel L.....	1963-65
Stewart, David.....	1991-94
Stinson, David.....	1998-99
Stohlman, Michel Jr.....	1951
Stokes, David Carl.....	1977-80
Stoll, Gary.....	1959
Stollenwreck, L.....	1906
Strelau, Gary D.....	1971
Stringer, Philip.....	2004
Stumpf, Stanley.....	1955-56
Sultan, Eugene R.....	1958
Sumler, J.....	1897
Sutter, Chad.....	1996-99
Swackhamer, Wes.....	2003-04

T

Taddiken, J.R.....	1905
Tarleton, Robert.....	1915
Tarzetti, Gene.....	1956-58
Tarzetti, Kenneth.....	1944-47
Tauzier, Donald J.....	1973-74
Taylor, Chris.....	2002
Taylor, George.....	1912-14
Taylor, Hugh W.....	1944
Taylor, Lawrence R. Jr.....	1945
Taylor, Oscar B.....	1946-49
Taylor, Russel.....	2000
Teague, Michael A.....	1966
Terry, Sims.....	1900
Thibaut, James P. Jr.....	1940
Thoens, R.....	1900
Thomas, Brian.....	1997
Thomas, Louis Emile.....	1943
Thomas, Robert.....	1968-71
Thompson, R. B.....	1900-03
Tillette, James A. Jr.....	1969
Tircuit.....	1906-07
Tkac, Joseph C. Jr.....	1976-79
Trenchard, John.....	1956-58
Triessl, Mike.....	1991-92
Trigg, J.....	1914
Trinchard, Barry.....	1955
Trosclair, G.E.....	1897-98, 1902-03
Tschrin, Edward.....	1957
Turner, David.....	1983
Turner, Jim.....	1988-89
Turner, Ralph.....	1966
Turpin, Chris.....	1987-88
Tyner, Dean.....	1955

U

Uhorn, Theo.....	1904
------------------	------

V

Van der Veer, Theo.....	1913
VanDaele, Mike.....	2000-2001
Vega, Desi M.....	1985
Vidic, John Michael.....	2006
Villarejo, Luis.....	1978
Villere, Plaque F. Jr.....	1961-63
Vogel, Bryan.....	1999
Vogt, William E.....	1978-81
Vogt, Peter Stanton.....	1953-54

W

Wagner, Dan.....	1983-86
Walcott, William S., IV.....	1966-68
Waldrop, Paul.....	1944
Walker, Blake.....	2006
Wallace, Ty.....	2006-07
Walmsley, T. Semmes.....	1910-11
Walter, Will.....	2001-03
Walton, Stephen J.....	1968-71
Ward, John Joseph Jr.....	1950-51
Ward, John Michael.....	1965-66
Warner, F.....	1925
Warner, L.....	1925
Warner, Thomas.....	1954-56
Warren, Laurin W.....	1962-63
Waters, Jack F.....	1945
Watson, Woody Bethune.....	1950
Weaver, Charles A. Jr.....	1963-64
Webb, Clyde.....	1906-07
Webre, Camille.....	1903-05
Wedig, Walter Goetz.....	1942
Weible, Merle R.....	1965
Weidenbacher, Raymond E.....	1951-53
Weilbaecher, James E.....	1952-54

Weiss, Jonny.....	2007-08
Welch, David.....	1991-92
Wentz, Richard.....	1981
Wenzel, Robert.....	1961-62
Westerfield, G.S.....	1900-02
Wetzel, James Harold.....	1945
Wheaton, Brian.....	1997-98
Wheeler, Virgil M.....	1940-42
Whitely.....	1913
Whitfield, Jake.....	1998
Whitman, Robbie.....	2006
Whitman, Robert Francis.....	1948-50
Whitman, Robert Francis Jr.....	1970-73
Wiggins, Charles.....	1923
Wight, John A.....	1919
Wilcox, Freddie A.....	1953-57
Wiley, Sam.....	2007
Wilhelm, Ivan Eugene.....	1951-52
Williams, Anthony.....	1993-96
Williams, Gerald M.....	1985-86
Williams, Roydell.....	2002
Williamson, Michael O.....	1959
Williamson, Scott.....	1996
Willis, A.....	1903
Willis, Thomas.....	1903-05
Wills, Frank.....	1978-80
Wilson, Scott.....	1996-97
Windstein, Robert.....	1956-58
Winter, Christopher P.....	1969-71
Woods, W. F. Jr.....	1930
Woodward, William G.....	1911-14


Y

Yawn, Lockett.....	1942
Young, Charles L.....	1930

Z

Zeid, Josh.....	2008-Present
Zelenka, Emmett.....	1955
Zelenka, John.....	1980-83
Zeringue, David Wayne.....	1973-75
Zimmerle, James.....	1954-57
Zimmerman, Curtis.....	1970-73
Zimmerman, Steve.....	1961
Zimmerman, William.....	1964
Zizinia, Drew.....	2007-Present
Zweig, Ivan.....	1991-94


Retired Numbers



#12 • CARY D. LIVINGSTON
OF 1969-72

A four-year starter in the outfield, Cary Livingston was the cog that helped the Green Wave machine go during his career from 1969-72. A career .337 hitter, Livingston set a then-school record with a .390 batting average as a junior. He helped the Green Wave go a combined 79-26 during his career at Tulane, including a 26-10 record in 1971. While Livingston made a name for himself with his bat, he was also an excellent defensive player as he did not commit an error during his career.

Year	Avg.	GP	AB	R	H	2B	3B	HR	RBI	SB
1969	.320	18	75	9	24	1	0	3	11	3
1970	.247	22	85	15	21	3	2	3	16	2
1971	.390	26	100	17	39	8	0	2	14	3
1972	.376	29	101	28	38	7	0	3	21	3
Career	.337	95	361	69	122	19	2	11	62	11



#27 • MILT RETIF
SS 1952-55 • Head Coach 1967-74

One of the most popular characters in the history of Tulane baseball, Milt Retif succeeded both on the diamond and in the dugout for the Green Wave. As a player from 1952-55, Retif was a career .300 hitter and set a Tulane single-game record with two home runs in a game against LSU as a senior. After graduating from Tulane with a bachelor's degree in physical education, Retif rejoined the Green Wave in 1967 as the head coach where he would tally 123 victories and a .628 winning percentage over an eight-year span. He completed his coaching career as the school's all-time winningest coach (a mark that has since been surpassed), but stayed on with the team as a consultant. Under Retif's guidance, Tulane regained national prominence as the Green Wave receiving rankings in the Top 10 on several occasions. He was instrumental in the Green Wave's first-ever NCAA Regional bid in 1979.

Year	W	L	T	Pct.
1967	8	12	0	.400
1968	10	10	0	.500
1969	15	3	0	.833
1970	15	7	0	.682
1971	16	10	0	.615
1972	23	6	0	.793
1973	15	13	0	.535
1974	21	12	0	.636
Career	123	73	0	.628

#25 • JOE BROCKHOFF
Head Coach 1979-93



Joe Brockhoff is the latest member of the Green Wave baseball family to have his number retired. Sporting a .647 winning percentage and 641 wins over 19 seasons, Brockhoff twice earned Metro Conference Coach of the Year honors and led the Green Wave to a pair of Metro Conference titles. Inheriting a program that had never advanced to the postseason, Brockhoff led the Green Wave to six NCAA Regional appearances, including the 1986 NCAA South I Regional in Baton Rouge, La., where Tulane advanced to the championship game and set a Regional record with 51 total bases in a 16-6 victory over Eastern Kentucky. Brockhoff guided the club to five 40-win seasons during his career, including a then-school record 49 wins in 1986. He retired in 1993 as Tulane's all-time winningest coach, a distinction he held for

another 16 years.

Year	W	L	T	Pct.
1975	24	11	1	.681
1976	24	14	1	.628
1977	32	10	0	.762
1978	25	18	0	.581
1979	35	13	0	.729
1980	29	12	0	.707
1981	37	26	0	.587
1982	41	16	0	.719
1983	45	17	0	.726
1984	42	16	0	.724

Year	W	L	T	Pct.
1985	38	22	0	.633
1986	49	15	0	.766
1987	44	16	0	.733
1988	32	18	0	.640
1989	27	26	0	.509
1990	19	35	0	.352
1991	36	18	0	.666
1992	39	24	0	.619
1993	23	31	0	.426
Career	641	350	2	.647

INTRODUCTION

TULANE STAFF

THE GREEN WAVE

2009 REVIEW

THIS IS TULANE

HISTORY

2010 Tulane Record Book

HISTORY

Year-By-Year Records	2
National Honors.....	3
All-Conference Honors.....	4
All-Tournament Honors	5
Team Honors/Awards	6
Tulane in the MLB Draft.....	7
Tulane in the Majors.....	8
Tulane in the Minors.....	10
Tulane & USA Baseball	11
Post-Season Overview	12
Post-Season Recaps	13
Year By Year Results (1893-1932)	20
Year By Year Results (1933-1953)	21
Year By Year Results (1954-1970)	22
Year By Year Results (1971-1980)	23
Year By Year Results (1981-1986)	24
Year By Year Results (1987-1993)	25
Year By Year Results (1994-1999)	26
Year By Year Results (2000-2004)	27
Year By Year Results (2005-2009)	28
All-Time Series History.....	29
All-Time Lettermen	30
Retired Numbers.....	32

RECORDS

Single-Season Hitting.....	34
Single-Season Pitching.....	36
Career Hitting	38
Career Pitching	40
Single-Season Fielding	42
Career Fielding	42
Single Game Individual	43
Single Game Team Hitting	45
Single Game Team Pitching.....	46
Single Game Team Fielding.....	46
Team Season Hitting	47
Team Season Pitching	48
Team Season Fielding.....	48
Year-by-Year Hitting Leaders	49
Year-by-Year Pitching Leaders.....	50
Year-by-Year Fielding Leaders.....	51
Year-by-Year Team Hitting Summary.....	52
Year-by-Year Team Pitching Summary.....	52

Tulane Record Book



Single-Season Hitting

SEASON BATTING RECORDS

(minimum 120 at-bats)


BATTING AVERAGE

1.	.439	David Stokes (61-139)	1980
2.	.420	Michael Aubrey (102-243)	2003
3.	.406	Dan Wagner (89-219)	1984
4.	.400	James Jurrries (96-240)	2002
5.	.399	Elliott Quinones (75-188)	1988
6.	.398	Dan Wagner (90-226)	1985
7.	.395	Clint Allen (87-220)	1994
8.	.395	Andy Cannizaro (118-299)	2001
9.	.393	Chad Sutter (94-239)	1999
10.	.392	Chad Sutter (85-217)	1998
	.392	William Rapp (78-199)	1987

SLUGGING PERCENTAGE

1.	.846	Jason Sparks (221 AB)	1998
2.	.809	Tookie Spann (178 AB)	1988
3.	.763	Dan Wagner (219 AB)	1984
4.	.750	James Jurrries (240 AB)	2002
5.	.740	Thomas Mathews (200 AB)	1983
6.	.739	Jason Fitzgerald (238 AB)	1997
7.	.733	Micha O'wings (217 AB)	2005
8.	.733	Michael Aubrey (243 AB)	2003
9.	.732	Chad Sutter (239 AB)	1999
10.	.724	Tookie Spann (214 AB)	1987

During the Green Wave's first trip to the College World Series in 2001, Andy Cannizaro set Tulane records in at-bats (299), hits (118), doubles (34) and stolen bases (52).



ON-BASE PERCENTAGE

1.	.541	David Stokes (139 AB)	1980
2.	.521	Steve Riley (163 AB)	1982
3.	.513	Tookie Spann (214 AB)	1987
4.	.511	Lauren Flores (157 AB)	1988
5.	.507	Tookie Spann (178 AB)	1988
6.	.506	William Rapp (199 AB)	1987
7.	.505	Michael Aubrey (243 AB)	2003
8.	.502	William Rapp (196 AB)	1985
9.	.502	Chad Sutter (239 AB)	1999
10.	.500	Steve Riley (177 AB)	1983

GAMES PLAYED

1.	69	Michael Aubrey	2001
	69	Andy Cannizaro	2001
	69	Jake Gautreau	2001
4.	68	Brad Emaus	2005
	68	Tommy Manzella	2005
	68	Nathan Southard	2005
	68	Jonny Kaplan	2001
9.	66	Matt Barkef	2005
10.	65	Joe Holland	2005
	65	Matt Groff	2001
	65	Jake Gautreau	1999
	65	James Jurrries	1999
	65	David Stewart	1994

GAMES STARTED

1.	69	Michael Aubrey	2001
	69	Andy Cannizaro	2001
	69	Jake Gautreau	2001
4.	68	Brad Emaus	2005
	68	Tommy Manzella	2005
	68	Tony Giarratano	2001
7.	66	Nathan Southard	2005
8.	65	Matt Barkef	2005
	65	Jake Gautreau	1999
	65	James Jurrries	1999
	65	David Stewart	1994

AT-BATS


1.	299	Andy Cannizaro	2001
2.	290	Jake Gautreau	2001
3.	288	Tommy Manzella	2005
4.	279	Nathan Southard	2005
5.	278	James Jurrries	1999
6.	277	Michael Aubrey	2001
7.	274	Tony Giarratano	2003
8.	273	Brian Hughes	1998
9.	265	Jonny Kaplan	2003
10.	264	Tony Giarratano	2001
	264	Jake Gautreau	1999

RUNS SCORED

1.	90	James Jurrries	1999
2.	84	Jason Sparks	1998
3.	82	Jake Gautreau	2001
4.	81	William Rapp	1986
5.	80	Nathan Southard	2005
	80	Andy Cannizaro	2001
7.	79	Jonny Kaplan	2001
8.	78	William Rapp	1985
9.	77	James Jurrries	2002
10.	76	Jonny Kaplan	2003
	76	Dan Wagner	1986

HITS

1.	118	Andy Cannizaro	2001
2.	104	James Jurrries	1999
	104	Brian Hughes	1998
4.	103	Jake Gautreau	2001
5.	102	Michael Aubrey	2003
6.	100	Tommy Manzella	2005
	100	Michael Aubrey	2001
8.	96	James Jurrries	2002
	96	Dan Wagner	1986
10.	95	Nathan Southard	2005
	95	Jonny Kaplan	2003
	95	Jake Gautreau	2000



David Stokes set the Tulane single-season batting average record by going 61-for-139 (.439) during the 1980 season. He also set the Green Wave's on-base percentage mark that year, reaching 54.1 percent of the times he stepped to the plate.

DOUBLES

1.	34	Andy Cannizaro	2001
2.	29	Brian Hughes	1998
3.	28	Jason Fitzgerald	1996
4.	26	Dan Wagner	1986
5.	25	Keith Graffagnini	1998
6.	24	Warren McFadden	2006
	24	Tommy Manzella	2005
	24	Nathan Southard	2005
9.	23	Jake Gautreau	2001
	23	Brian Hughes	1997

TRIPLES

1.	9	Thomas Morton	1991
2.	7	Anthony Scelfo	2008
	7	Dan Wagner	1984
4.	5	Nathan Southard	2006
	5	Thomas Morton	1992
	5	David Smith	1987
	5	Dan Wagner	1986
	5	Gregg Barrios	1983
9.	4	Josh Prince	2009
	4	Aja Barto	2007
	4	Matt Riser	2006
	4	Matt Groff	2001
	4	James Jurrries	1999
	4	Craig Brown	1996
	4	Kris Didion	1995
	4	Brian Hughes	1995
	4	Bryan Brown	1989
	4	Lauren Flores	1989
	4	John Zelenka	1981
	4	Barry Bartera	1975

INTRODUCTION

TULANE STAFF


THE GREEN WAVE

2009 REVIEW

THIS IS TULANE

HISTORY

Single-Season Hitting



Jason Sparks had a monstrous 1998 season when he set Tulane records with 30 home runs and a .846 slugging percentage. He was also plunked a school-record 20 times that year.

HOME RUNS

1.	30	Jason Sparks	1998
2.	23	Chad Sutter	1999
	23	Chad Sutter	1997
4.	21	Jake Gautreau	2001
	21	Jake Gautreau	1999
	21	Tookie Spann	1988
7.	20	Mark Hamilton	2006
	20	James Jurries	2002
	20	Jake Burnham	1999
	20	James Jurries	1999
	20	Jason Fitzgerald	1997
	20	Thomas Mathews	1983

RUNS BATTED IN

1.	96	Jake Gautreau	2001
2.	90	Jason Sparks	1998
3.	87	Chad Sutter	1999
4.	82	Tookie Spann	1987
5.	79	Michael Aubrey	2003
	79	James Jurries	1999
	79	Jason Fitzgerald	1997
8.	76	Keith Graffagnini	1998
	76	Dan Wagner	1986
10.	75	Thomas Mathews	1984
	75	Dan Wagner	1984

TOTAL BASES

1.	194	James Jurries	1999
2.	191	Jake Gautreau	2001
3.	187	Jason Sparks	1998
4.	180	James Jurries	2002
5.	178	Michael Aubrey	2003
6.	177	Dan Wagner	1986
7.	176	Jason Fitzgerald	1997
8.	175	Chad Sutter	1999
9.	167	Andy Cannizaro	2001
	167	Jake Gautreau	2000
	167	Dan Wagner	1984

WALKS

1.	75	William Rapp	1986
2.	71	Glen Fourmaux	1984
3.	70	Brian Reaney	1987
4.	64	William Rapp	1985
5.	60	Lauren Flores	1988
6.	59	Steve Riley	1983
7.	58	Tookie Spann	1987
8.	54	Sam Honeck	2009
	54	Anthony Scelfo	2008
	54	Mike Pursell	1998
	54	Craig Brown	1997



HIT BY PITCH

1.	20	Jason Sparks	1998
2.	18	Nathan Southard	2005
3.	14	Jason Sparks	1999
4.	13	Nathan Southard	2006
	13	Scott Madden	2005
	13	Andy Cannizaro	1998
	13	Lance Licciardi	1993
8.	12	Michael Aubrey	2003
	12	Jonny Kaplan	2003
	12	Andy Cannizaro	2001
	12	Jake Burnham	1999
	12	Keith Graffagnini	1998
	12	Keith Graffagnini	1997
	12	Scott Wilson	1996

STRIKEOUTS

1.	65	Jake Burnham	1999
2.	59	Jason Sparks	1999
3.	56	Aja Barto	2007
	56	Jason Sparks	1998
5.	55	Jake Gautreau	1999
	55	Michael Johns	1996
	55	Darrin Dares	1989
8.	54	Jared Dyer	2008
9.	52	Micah Owings	2005

As a true freshman in 1999, James Jurries set Tulane records with 194 total bases and 90 runs scored. He also became the first Green Wave player to hit .400 in 18 years when he accomplished the feat as a senior in 2002.



William Rapp's set the school's single-season walks record with 75 in 1986. He also holds the No. 4 spot on the list with 64 free passes in 1985.

52	Brad Burckel	1992
----	--------------	------

SACRIFICE FLIES

1.	9	Jeremy Schaffer	2009
	9	Glen Fourmaux	1983
	9	Brian Migliore	1983
4.	8	Andy Cannizaro	2001
	8	Jake Gautreau	2001
	8	Matt Groff	2001
	8	Jason Sparks	1999
	8	Kris Didion	1995
	8	Mike Triessl	1992
	8	Tookie Spann	1986

SACRIFICE BUNTS

1.	14	Cat Everett	2007
2.	12	Tommy Manzella	2004
	12	Troy Mitchell	1987
4.	10	Jared Dyer	2007
	10	Jonny Kaplan	2001
6.	9	Nick Baullosa	2009
	9	Cat Everett	2006
	9	Max Kwan	2006
	9	Ty Wallace	2006
	9	Nathan Southard	2004
	9	Michael Johns	1997
	9	Michael Johns	1996

STOLEN BASES

1.	52	Andy Cannizaro (52-58)	2001
2.	48	Josh Prince (48-55)	2009
	48	Jonny Kaplan (48-56)	2003
4.	43	William Rapp (43-49)	1986
5.	37	Glen Fourmaux (37-42)	1984
6.	35	Brian Hughes (35-37)	1998
7.	32	Brian Hughes (32-46)	1996
8.	31	Andy Cannizaro (31-36)	1999
9.	30	James Jurries (30-35)	2002
	30	Jonny Kaplan (30-35)	2002

INTRODUCTION

TULANE STAFF

THE GREEN WAVE

2009 REVIEW

THIS IS TULANE

HISTORY



Single-Season Pitching

INTRODUCTION


TULANE STAFF

THE GREEN WAVE

2009 REVIEW

THIS IS TULANE


HISTORY



Christopher Winter set the Tulane single-season ERA record with a 1.12 mark in 64.0 innings of work in 1971.



Shooter Hunt held opponents to a school-record .175 batting average in 100.2 innings in 2008.



Known as a pitcher who kept the ball over the plate, Billy Mahl holds four of the Top 10 walks-per-nine-innings in Tulane single-season history, including the top mark of 1.27 in 77.2 innings as a true freshman in 2003.

SEASON PITCHING RECORDS

(minimum 1.0 innings/team game)

EARNED RUN AVERAGE

1.	1.12	Christopher Winter (64.0 IP).....	1971
2.	1.22	Edward Bernard (66.2 IP).....	1972
3.	1.33	Steve Mura (101.2 IP).....	1975
4.	1.40	Steve Mura (96.1 IP).....	1976
5.	1.46	Anthony Beaulieu (61.2 IP).....	1972
6.	1.55	Joseph Tkac (58.0 IP).....	1976
7.	1.70	William Kampen (63.2 IP).....	1980
8.	1.87	Robert Thomas (62.2 IP).....	1970
9.	1.94	John Olagues (83.1 IP).....	1965
10.	1.95	Kenneth Francigues (115.1 IP).....	1979

OPPONENT BATTING AVERAGE

1.	.175	Shooter Hunt (100.2 IP).....	2008
2.	.195	Matt Petito (69.1 IP).....	2008
3.	.203	Jason Navarro (112.1 IP).....	1997
4.	.220	Mike Romano (165.1 IP).....	1992
5.	.222	Sean Morgan (118.0 IP).....	2006
6.	.228	Micha Owings (129.2 IP).....	2005
7.	.229	Nick Bourgeois (115.2 IP).....	2002
8.	.232	Shooter Hunt (99.2 IP).....	2007
9.	.233	Sean Morgan (103.0 IP).....	2007
	.233	Alex Lontayo (75.1 IP).....	1995

WALKS PER 9 INNINGS

1.	0.72	Conrad Flynn (87.0 IP).....	2009
2.	1.27	Billy Mahl (77.2 IP).....	2003
3.	1.46	Jared Berkowitz (123.2 IP).....	1999
4.	1.52	Cory Hahn (88.2 IP).....	2004
5.	1.68	Brandon Gomes (96.1 IP).....	2007
6.	1.69	Josh Bobbitt (79.2 IP).....	1997
7.	1.71	Brandon Gomes (89.2 IP).....	2005
8.	1.74	Micha Owings (129.2 IP).....	2005
9.	1.79	Billy Mahl (80.1 IP).....	2004
10.	1.80	Billy Mahl (105.0 IP).....	2006

STRIKEOUTS PER 9 INNINGS

1.	14.76	Steve Mura (96.1 IP).....	1976
2.	14.69	John Olagues (83.1 IP).....	1965
3.	13.40	John Olagues (86.0 IP).....	1966
4.	12.38	Todd Dyess (80.0 IP).....	1994
5.	11.26	Shooter Hunt (100.2 IP).....	2008
6.	10.95	Ivan Zweig (120.0 IP).....	1991
7.	10.82	Jason Navarro (112.1 IP).....	1997
8.	10.78	Jack Cressend (102.2 IP).....	1996
9.	10.73	Ivan Zweig (105.2 IP).....	1992
10.	10.73	Gerald Alexander (126.2 IP).....	1988

WINS

1.	17	Mike Romano (17-4).....	1992
2.	13	Brian Bogusevic (13-3).....	2005
	13	Jared Berkowitz (13-3).....	1999
	13	Josh Bobbitt (13-1).....	1998
	13	Ricky Pursell (13-2).....	1987
	13	Kenneth Francigues (13-2).....	1979
7.	12	Micha Owings (12-4).....	2005
	12	Jared Berkowitz (12-4).....	2000
	12	Jason Navarro (12-2).....	1997
	12	Marc Desjardins (12-6).....	1983

LOSSES

1.	11	Henri Saunders (4-11).....	1990
2.	8	Mike Romano (6-8).....	1993
	8	Ivan Zweig (5-8).....	1992
4.	7	Joey Charran (4-7).....	2003
	7	Todd Dyess (4-7).....	1994
	7	Barry Grinnell (5-7).....	1985
	7	Scott Murphy (6-7).....	1981
8.	6	Brandon Gomes (7-6).....	2007
	6	Shooter Hunt (6-6).....	2007
	6	Brandon Gomes (7-6).....	2006
	6	Sean Morgan (8-6).....	2006
	6	Brian Bogusevic (9-6).....	2004
	6	Jack Cressend (8-6).....	1996
	6	Alex Lontayo (7-6).....	1996
	6	Marc Desjardins (6-6).....	1989
	6	Glenn Scheuermann (6-6).....	1989
	6	Joseph Tkac (7-6).....	1978
	6	Vincent DeGroutola (3-6).....	1976

SAVES

1.	16	Brandon Belanger.....	1999
2.	14	Daniel Latham.....	2006
3.	13	Daniel Latham.....	2005
4.	12	Joey Charran.....	2003
5.	11	Brandon Belanger.....	2000
6.	10	Daniel Latham.....	2007
	10	Brian Gibbs.....	1994
8.	9	Nick Pepitone.....	2009
	9	Joey Charran.....	2002
10.	8	Thomas Little.....	1986

APPEARANCES

1.	41	Brandon Belanger.....	1999
2.	39	Joey Charran.....	2003
3.	35	Daniel Latham.....	2006
4.	34	Brian Gibbs.....	1994
5.	32	Todd Ardoin.....	1998
	32	Thomas Little.....	1986
7.	31	Daniel Latham.....	2005
	31	Brandon Belanger.....	2000
9.	29	Daniel Latham.....	2007
	29	Trey Martin.....	2006
	29	Joey Charran.....	2002
	29	Joey Charran.....	2001
	29	Jack Cressend.....	1996

STARTS

1.	21	Mike Romano.....	1992
2.	19	Brian Bogusevic.....	2005
	19	Micha Owings.....	2005
	19	Mike Borgatti.....	1986
5.	18	Henry Bonilla.....	2000
	18	Henri Saunders.....	1990
	18	Sam Amarena.....	1987
8.	17	Brandon Gomes.....	2006
	17	Sean Morgan.....	2006
	17	J.R. Crowel.....	2005
	17	J.R. Crowel.....	2004
	17	Jared Berkowitz.....	1999
	17	Henry Bonilla.....	1999
	17	Mike Romano.....	1993


COMPLETE GAMES

1.	15	Mike Romano.....	1992
2.	12	Gerald Alexander.....	1988
3.	11	Kenneth Francigues.....	1979
	11	Steve Mura.....	1975
5.	10	Sam Amarena.....	1987
	10	Marc Desjardins.....	1984
	10	Marc Desjardins.....	1983
	10	Steve Mura.....	1976
9.	9	Ivan Zweig.....	1991
10.	8	Sam Amarena.....	1986
	8	Mike Borgatti.....	1985
	8	Christopher Winter.....	1971

COMPLETE GAME SHUTOUTS

1.	4	Edward Bernard.....	1972
2.	3	Mike Romano.....	1992
	3	Joseph Tkac.....	1978
	3	Robert Thomas.....	1971
5.	2	Jared Berkowitz.....	2000
	2	Josh Bobbitt.....	1998
	2	Ivan Zweig.....	1991
	2	Gerald Alexander.....	1988
	2	Sam Amarena.....	1987
	2	Mike Borgatti.....	1985
	2	Joe Pursell.....	1979
	2	Frank Wills.....	1978
	2	Anthony Beaulieu.....	1972
	2	Robert Thomas.....	1970
	2	Donald Simpson.....	1969
	2	David Andignac.....	1968

Single-Season Pitching



Mike Romano enjoyed an outstanding 1992 campaign when he set team records with 21 starts, 165.1 innings pitched, 17 wins, 174 strikeouts and 15 complete games.

COMBINED SHUTOUTS

1.	4	Shooter Hunt.....	2008
	4	Mason Griffin.....	2008
	4	Taylor Rogers.....	2007
	4	Joey Charron.....	2004
5.	3	Preston Claiborne.....	2007
	3	Matt Goebel.....	2007
	3	Daniel Latham.....	2007
	3	Daniel Latham.....	2005
	3	Brian Bogusevic.....	2004

INNINGS PITCHED

1.	165.1	Mike Romano.....	1992
2.	153.1	Sam Amarena.....	1987
3.	130.1	Brian Bogusevic.....	2005
4.	129.2	Micah Owings.....	2005
5.	128.0	Mike Borgatti.....	1986
6.	126.2	Gerald Alexander.....	1988
7.	124.0	Henry Bonilla.....	1999
8.	123.2	Jared Berkowitz.....	1999
9.	122.2	Mike Romano.....	1993
10.	122.1	Marc Desjardins.....	1983

HITS ALLOWED

1.	145	Henry Bonilla.....	2000
2.	140	Henri Saunders.....	1990
3.	138	Marc Desjardins.....	1983
4.	134	Mike Romano.....	1992
	134	Marc Desjardins.....	1984
6.	133	Jared Berkowitz.....	1999
7.	131	Jared Berkowitz.....	2000
8.	130	Brian Bogusevic.....	2005
	130	Mike Borgatti.....	1986
10.	129	Henry Bonilla.....	1999
	129	Robbie Conway.....	1994

RUNS ALLOWED

1.	103	Henri Saunders.....	1990
2.	90	Henry Bonilla.....	2000
3.	84	Sam Amarena.....	1987
4.	80	Mike Romano.....	1993
5.	78	Robbie Conway.....	1994
6.	77	Barry Grinnell.....	1985
7.	76	Ivan Zweig.....	1992
8.	73	Steve Rowley.....	1989
9.	72	Barth Melius.....	2001
10.	71	Beau Richardson.....	2002

EARNED RUNS ALLOWED

1.	74	Henri Saunders.....	1990
2.	70	Henry Bonilla.....	2000
3.	68	Barth Melius.....	2001
4.	63	Barry Grinnell.....	1985
5.	62	Sam Amarena.....	1987
6.	61	Robbie Conway.....	1994
	61	Todd Dyess.....	1994
	61	Mike Borgatti.....	1986
9.	60	Ivan Zweig.....	1992
10.	57	Brandon Games.....	2006
	57	Beau Richardson.....	2002
	57	David Stewart.....	1994

STRIKEOUTS

1.	174	Mike Romano.....	1992
2.	158	Steve Mura.....	1976
3.	151	Gerald Alexander.....	1988
4.	146	Ivan Zweig.....	1991
5.	136	John Olagues.....	1965
6.	135	Micah Owings.....	2005
	135	Jason Navarro.....	1997
8.	133	Josh Bobbitt.....	1998
9.	131	Henry Bonilla.....	1999
10.	129	Brian Bogusevic.....	2005

WALKS ALLOWED

1.	79	Mike Romano.....	1993
2.	70	Mike Romano.....	1992
	70	Ivan Zweig.....	1991
4.	65	Frank Wills.....	1992
5.	64	Ivan Zweig.....	1992
	64	Joseph Tkac.....	1978
7.	62	John Olagues.....	1966
8.	61	Aaron Loup.....	2009
9.	59	Todd Dyess.....	1994
	59	Henri Saunders.....	1990

WILD PITCHES


1.	20	Todd Dyess.....	1994
	20	Mike Romano.....	1991
3.	18	Jack Cressend.....	1996
4.	16	Scott Williamson.....	1996
	16	Todd Dyess.....	1993
6.	15	Henry Bonilla.....	1999
7.	14	Robby Broach.....	2008
8.	13	Robbie Conway.....	1994
	13	Ivan Zweig.....	1994
	13	Ivan Zweig.....	1991
	13	Jeff Blum.....	1990
	13	Henri Saunders.....	1990
	13	Sam Amarena.....	1987

BALKS

1.	6	Brandon Games.....	2006
6	Nick Bourgeois.....	2002	
6	Beau Richardson.....	2002	
6	Alex Lontayo.....	1995	
5.	5	Beau Richardson.....	2001
6.	4	Cory Hahn.....	2003
	4	Michael Aubrey.....	2001
	4	Jared Berkowitz.....	2000
	4	Henry Bonilla.....	1999
10.	3	Conrad Flynn.....	2009
	3	Aaron Loup.....	2008
	3	Taylor Rogers.....	2008
	3	Sean Morgan.....	2007
	3	Trey Martin.....	2006
	3	Brian Bogusevic.....	2005
	3	Joey Charron.....	2003
	3	Tyler Kimmons.....	2003
	3	Kelly Comarda.....	2002
	3	Kris Kline.....	2002
	3	Barth Melius.....	2001
	3	Josh Bobbitt.....	1998
	3	Alex Lontayo.....	1996
	3	Scott Williamson.....	1996
	3	Brian Gibbs.....	1993
	3	Henri Saunders.....	1990
	3	Sam Amarena.....	1986

HIT BATTERS

1.	17	Beau Richardson.....	2002
2.	15	Matt Petito.....	2008
	15	Ivan Zweig.....	1991
4.	14	Jason Navarro.....	1997
5.	13	Shooter Hunt.....	2008
	13	Shooter Hunt.....	2007
	13	Matt Foster.....	2001
	13	Raul Echeverez.....	1999
9.	12	Aaron Loup.....	2008
	12	Matt Goebel.....	2003
	12	Jason Navarro.....	1996
	12	Todd Dyess.....	1994



As a junior in 1999, relief pitcher Brandon Belanger set the Tulane single-season saves and appearances records with 16 and 41, respectively.

INTRODUCTION

TULANE STAFF

THE GREEN WAVE

2009 REVIEW

THIS IS TULANE

HISTORY



Career Hitting

CAREER BATTING RECORDS

(minimum 300 at-bats)

BATTING AVERAGE

1.	.380	Dan Wagner (346-910)	1983-86
2.	.371	John Olsen (117-315)	1980-81
3.	.368	Michael Aubrey (268-729)	2001-03
4.	.361	James Jurries (344-953)	1999-2002
5.	.361	Tookie Spann (258-715)	1985-88
6.	.359	John Zelenka (277-772)	1980-83
7.	.357	David Smith (149-417)	1986-87
8.	.355	Brian Hughes (342-963)	1995-98
9.	.353	Clint Allen (195-552)	1993-95
10.	.350	Elliott Quinones (126-360)	1988-89

SLUGGING PERCENTAGE

1.	.758	Jason Sparks (443 AB)	1998-99
2.	.680	Dan Wagner (910 AB)	1983-86
3.	.659	Thomas Mathews (546 AB)	1982-84
4.	.657	Tookie Spann (715 AB)	1985-88
5.	.657	John Olsen (315 AB)	1980-81
6.	.648	James Jurries (953 AB)	1999-2002
7.	.640	Jake Gautreau (799 AB)	1999-2001
8.	.634	Chad Sutter (920 AB)	1996-99
9.	.615	Michael Aubrey (729 AB)	2001-03
10.	.608	Steve Riley (595 AB)	1981-84

ON-BASE PERCENTAGE

1.	.509	Steve Riley (595 AB)	1981-84
2.	.480	Lauren Flores (341 AB)	1988-89
3.	.476	Neal Comarda (306 AB)	1975-78
4.	.476	Tookie Spann (715 AB)	1985-88
5.	.474	Jason Sparks (443 AB)	1998-99
6.	.458	William Rapp (788 AB)	1984-87
7.	.457	Dan Wagner (910 AB)	1983-86
8.	.454	Bill Hrapmann (333 AB)	1978-81
9.	.450	James Jurries (953 AB)	1999-2001
10.	.447	Sam Dozier (395 AB)	1978-81

GAMES PLAYED

1.	248	Andy Cannizaro	1998-2001
2.	247	Jonny Kaplan	2000-03
3.	244	Tommy Manzella	2002-05
244		Chad Sutter	1996-99
244		Brian Hughes	1995-98
244		Dan Wagner	1983-86
7.	241	Nathan Southard	2003-06
8.	239	James Jurries	1999-2002
9.	233	William Rapp	1984-87
10.	231	Larry Schneider	1991-94



Shortstop Andy Cannizaro holds the Green Wave career records in games played (238), games started (246), at-bats (1,030), hits (350), doubles (85), sacrifice flies (21), sacrifice bunts (25) and stolen bases (128).

GAMES STARTED

1.	246	Andy Cannizaro	1998-2001
2.	241	Brian Hughes	1995-98
3.	240	Tommy Manzella	2002-05
4.	238	James Jurries	1999-2002
5.	219	Nathan Southard	2003-06
6.	218	Seth Henry	2006-09
7.	214	Craig Brown	1995-98
8.	213	Jonny Kaplan	2000-03
9.	211	Keith Graffagnini	1995-98
10.	195	Jake Gautreau	1999-2001

AT-BATS

1.	1030	Andy Cannizaro	1998-2001
2.	963	Brian Hughes	1995-98
3.	953	James Jurries	1999-2002
4.	939	Tommy Manzella	2002-05
5.	920	Chad Sutter	1996-99
6.	910	Dan Wagner	1983-86
7.	907	Jonny Kaplan	2000-03
8.	864	Nathan Southard	2003-07
9.	836	Keith Graffagnini	1995-98
10.	799	Jake Gautreau	1999-2001

RUNS SCORED

1.	284	James Jurries	1999-2002
	284	Dan Wagner	1983-86
3.	277	William Rapp	1984-87
4.	258	Andy Cannizaro	1998-2001
5.	256	Brian Hughes	1995-98
6.	235	Jonny Kaplan	2000-03
7.	229	Chad Sutter	1996-99
8.	220	Craig Brown	1995-98
9.	204	Nathan Southard	2003-06
	204	Tookie Spann	1985-88

HITS

1.	350	Andy Cannizaro	1998-2001
2.	346	Dan Wagner	1983-86
3.	344	James Jurries	1999-2002
4.	342	Brian Hughes	1995-98
5.	315	Chad Sutter	1996-99
6.	307	Tommy Manzella	2002-05
	307	Jonny Kaplan	2000-03
8.	280	Keith Graffagnini	1995-98
9.	277	John Zelenka	1980-83
	277	Nathan Southard	2003-06

DOUBLES

1.	85	Andy Cannizaro	1998-2001
2.	79	Brian Hughes	1995-98
3.	70	Dan Wagner	1983-86
4.	66	James Jurries	1999-2002
5.	64	Tommy Manzella	2002-05
6.	61	Nathan Southard	2003-07
7.	60	Keith Graffagnini	1995-98
8.	58	Jason Fitzgerald	1995-97
9.	56	Seth Henry	2006-09
10.	54	Warren McFadden	2005-08
	54	Jake Gautreau	1999-2001

TRIPLES

1.	16	Dan Wagner	1983-86
2.	14	Thomas Morfan	1991-92
3.	11	James Jurries	1999-2002
11		John Zelenka	1980-83
5.	10	Craig Brown	1995-98
10		Brian Hughes	1995-98
7.	9	Mike Pursell	1996-98
	9	William Rapp	1984-87
9.	8	Anthony Scelfo	2006-08
8		Brian Bogusevic	2003-05
8		Bryan Brown	1989-91
8		Gregg Barrios	1981-83
8		Sam Dozier	1978-81
8		David Stokes	1977-80



Dan Wagner, who starred at Tulane from 1983-86, still holds team records for career batting average (.380), triples (16) and total bases (619), and is tied with James Jurries for the career runs scored record (284).

INTRODUCTION


TULANE STAFF

THE GREEN WAVE

2009 REVIEW

THIS IS TULANE

HISTORY



One of the premier power hitters in the history of college baseball, Chad Sutter set Tulane records with 75 home runs and 280 RBI during his career from 1996-99.

HOME RUNS

1.	75	Chad Sutter	1996-99
2.	62	James Jurries	1999-2002
3.	58	Jake Gautreau	1999-2001
4.	57	Dan Wagner	1983-86
5.	52	Tookie Spann	1985-88
6.	49	Jason Sparks	1998-99
7.	45	Thomas Mathews	1982-84
8.	38	Michael Aubrey	2001-03
9.	37	Steve Riley	1981-84
10.	36	Steve Shirley	1998-2001
	36	Jason Fitzgerald	1995-97
	36	Larry Schneider	1991-94

RUNS BATTED IN

1.	280	Chad Sutter	1996-99
2.	272	Dan Wagner	1983-86
3.	259	Tookie Spann	1985-88
4.	257	James Jurries	1999-2002
5.	233	Jake Gautreau	1999-2001
6.	214	Keith Graffagnini	1995-98
7.	200	Michael Aubrey	2001-03
8.	179	Thomas Mathews	1982-84
9.	176	Andy Cannizaro	1998-2001
10.	174	Tommy Manzella	2002-05

TOTAL BASES

1.	619	Dan Wagner	1983-86
2.	618	James Jurries	1999-2002
3.	583	Chad Sutter	1996-99
4.	511	Jake Gautreau	1999-2001
5.	507	Brian Hughes	1995-98
6.	479	Andy Cannizaro	1998-2001
7.	470	Tookie Spann	1985-88
8.	449	Tommy Manzella	2002-05
9.	448	Michael Aubrey	2001-03
10.	447	Keith Graffagnini	1995-98

WALKS

1.	233	William Rapp	1984-87
2.	201	Steve Riley	1981-84
3.	171	Larry Schneider	1991-94
4.	166	Craig Brown	1995-98
5.	163	Glen Fourmaux	1981-84
6.	159	Tookie Spann	1985-88
7.	156	Chad Sutter	1996-99
8.	145	James Jurries	1999-2002
9.	142	Brian Hughes	1995-98
10.	130	Dan Wagner	1983-86


HIT BY PITCH

1.	44	Nathan Southard	2003-06
2.	43	Andy Cannizaro	1998-2001
3.	37	Keith Graffagnini	1995-98
4.	34	Jason Sparks	1998-99
5.	27	Michael Aubrey	2001-03
6.	26	Lance Licciardi	1991-93
7.	24	Rick Chanove	1990-93
8.	22	Jonny Kaplan	2000-03
9.	21	Mark Hamilton	2004-06
10.	19	Scott Madden	2001-05
	19	James Jurries	1999-2002
	19	Jake Burnham	1998-99
	19	Scott Wilson	1996-97
	19	Michael Escudier	1993-96

STRIKEOUTS

1.	180	Chad Sutter	1996-99
2.	161	Darrin Dares	1987-90
3.	157	James Jurries	1999-2002
4.	155	Tommy Manzella	2002-05
5.	152	Brad Burckel	1992-94
6.	140	Brian Hughes	1995-98
7.	130	Seth Henry	2006-08
8.	128	Jake Gautreau	1999-2001
9.	126	Nathan Southard	2003-06
10.	124	Keith Graffagnini	1995-98

Steve Riley set the Tulane career on-base percentage record by reaching at a .509 clip from 1981-84.



An accomplished hitter and fear base-runner during his career from 2003-06, Nathan Southard was hit by pitch 44 times while donning a Tulane uniform.

SACRIFICE FLIES

1.	21	Andy Cannizaro	1998-2001
2.	18	Steve Shirley	1998-2001
3.	17	Chad Sutter	1996-99
4.	16	Tookie Spann	1985-88
5.	15	Ronnie Brown	1987-89
	15	Dan Wagner	1983-86
7.	13	Seth Henry	2006-09
	13	Brad Emaus	2005-07
	13	Brian Bormaster	2002-04
	13	Michael Aubrey	2001-03
	13	James Jurries	1999-2002
	13	Matt Groff	1999-2001
	13	Ronald Marigny	1984-86

SACRIFICE BUNTS

1.	25	Andy Cannizaro	1998-2001
2.	24	Cat Everett	2005-07
3.	23	Rick Chanove	1990-93
4.	22	Tommy Manzella	2002-05
5.	20	Nathan Southard	2003-06
	20	Jonny Kaplan	2000-03
7.	19	Seth Henry	2006-09
	19	Craig Brown	1995-98
9.	18	Michael Johns	1996-97
	18	Troy Mitchell	1986-87

STOLEN BASES

1.	128	Andy Cannizaro (128-150)	1998-2001
2.	107	Jonny Kaplan (107-126)	2000-03
3.	98	Brian Hughes (98-131)	1995-98
4.	87	William Rapp (87-100)	1984-87
5.	80	James Jurries (80-95)	1999-2002
6.	76	John Foto (76-NA)	1974-77
7.	69	Glen Fourmaux (69-75)	1981-84
8.	68	Gary Roney (68-NA)	1973-76
9.	67	Josh Prince (67-80)	2008-09
10.	66	Dan Wagner (66-82)	1983-86

INTRODUCTION

TULANE STAFF

THE GREEN WAVE

2009 REVIEW

THIS IS TULANE

HISTORY



Career Pitching

INTRODUCTION

TULANE STAFF

THE GREEN WAVE

2009 REVIEW

THIS IS TULANE

HISTORY

CAREER PITCHING RECORDS

(minimum 150 innings pitched)

EARNED RUN AVERAGE

1.	1.71	Steve Mura (263.2 IP).....	1974-76
2.	1.75	Christopher Winter (164.2 IP).....	1969-71
3.	1.97	John Olagues (169.1 IP).....	1965-66
4.	2.12	Robert Thomas (212.0 IP).....	1968-71
5.	2.53	Edward Bernard (174.1 IP).....	1970-73
6.	2.60	Jason Navarro (208.0 IP).....	1995-97
7.	2.65	Shooter Hunt (200.1 IP).....	2007-08
8.	2.90	Anthony Beaulieu (202.0 IP).....	1972-75
9.	3.20	Joseph Tkac (245.0 IP).....	1976-79
10.	3.29	Frank Wills (213.1 IP).....	1978-80

OPPONENT BATTING AVERAGE

1.	.204	Shooter Hunt (200.1 IP).....	2007-08
2.	.224	Jason Navarro (208.0 IP).....	1995-97
3.	.231	Sean Morgan (257.1 IP).....	2005-07
4.	.236	Todd Dyess (195.1 IP).....	1992-94
5.	.244	Josh Bobbitt (196.1 IP).....	1997-98
6.	.245	Nick Bourgeois (187.2 IP).....	2000-02
7.	.245	Alex Lontayo (285.1 IP).....	1995-97
8.	.255	Joey Charron (226.0 IP).....	2001-04
9.	.257	Jack Cressend (249.1 IP).....	1994-96
10.	.261	Raul Echeverz (181.0 IP).....	1996-99



Jared Berkowitz set Green Wave career records with 59 games started, 415.2 innings pitched and 38 victories from 1997-2000.

WALKS PER 9 INNINGS

1.	1.67	Billy Mohl (308.0 IP).....	2003-06
2.	1.77	Daniel Latham (203.0 IP).....	2004-07
3.	1.92	Brandon Games (351.0 IP).....	2003-07
4.	2.19	Cory Hahn (176.2 IP).....	2003-04
5.	2.25	Scott Bell (303.1 IP).....	1995-98
6.	2.29	Josh Bobbitt (196.1 IP).....	1997-98
7.	2.34	Jared Berkowitz (415.2 IP).....	1997-2000
8.	2.57	Brian Bogusevic (276.1 IP).....	2003-05
9.	2.65	Barth Melius (220.2 IP).....	1998-2001
10.	2.77	J.R. Crowel (302.1 IP).....	2003-05, 2007

STRIKEOUTS PER 9 INNINGS

1.	14.03	John Olagues (169.1 IP).....	1965-66
2.	10.96	Ivan Zweig (290.2 IP).....	1991-94
3.	10.82	Jason Navarro (208.0 IP).....	1995-97
4.	10.51	Steve Mura (263.2 IP).....	1974-76
5.	10.33	Shooter Hunt (200.1 IP).....	2007-08
5.	10.14	Todd Dyess (195.1 IP).....	1992-94
6.	10.11	Sean Morgan (257.1 IP).....	2005-07
7.	9.96	Jack Cressend (249.1 IP).....	1994-96
8.	9.78	Gerald Alexander (308.1 IP).....	1987-89
9.	9.64	Joey Charron (226.0 IP).....	2001-04
10.	9.35	Josh Bobbitt (196.1 IP).....	1997-98

VICTORIES

1.	38	Jared Berkowitz (38-14).....	1997-2000
2.	32	Marc Desjardins (32-13).....	1981-8
3.	31	Mike Romano (31-17).....	1991-93
4.	26	J.R. Crowel (26-5).....	2003-05, 2007
	26	Scott Bell (26-12).....	1995-98
	26	Kenneth Francigues (26-9).....	1977-79
7.	25	Billy Mohl (25-7).....	2003-06
	25	Brian Bogusevic (25-11).....	2003-05
	25	Sam Amarena (25-11).....	1984-87
10.	24	Brandon Games (24-15).....	2003-07
	24	Ricky Pursell (24-3).....	1984-87

LOSSES

1.	17	Mike Romano (31-17).....	1991-93
	17	Alex Lontayo (21-17).....	1995-98
3.	15	Brandon Games (24-15).....	2003-07
	15	Jack Cressend (18-15).....	1994-96
	15	Ivan Zweig (19-15).....	1991-94
6.	14	Jared Berkowitz (38-14).....	1997-2000
	14	Juan Ibieta (12-14).....	1990-93
	14	Henri Saunders (7-14).....	1989-90
9.	13	Joey Charron (18-13).....	2001-04
	13	Todd Dyess (8-13).....	1992-94
	13	Marc Desjardins (32-13).....	1981-84
	13	Frank Wills (14-13).....	1978-80
	13	Joseph Tkac (21-13).....	1976-79
	13	Vincent DeGroulota (19-13).....	1974-77

SAVES

1.	43	Daniel Latham.....	2004-07
2.	28	Joey Charron.....	2001-04
3.	27	Brandon Belanger.....	1999-2000
4.	20	Todd Ardoin.....	1995-98
5.	12	Juan Ibieta.....	1990-93
6.	10	Brian Gibbs.....	1991-94
7.	9	Gerald Alexander.....	1987-89
	9	Thomas Little.....	1983-86
9.	7	Mason Griffin.....	2008
	7	Craig Brown.....	1995-98

APPEARANCES

1.	125	Joey Charron.....	2001-04
2.	122	Daniel Latham.....	2004-07
3.	109	Todd Ardoin.....	1995-98
4.	79	Scott Bell.....	1995-98
5.	78	Thomas Little.....	1983-86
6.	77	Brian Gibbs.....	1991-94
7.	76	Craig Brown.....	1995-98
8.	72	Brandon Games.....	2003-07
	72	Brandon Belanger.....	1999-2000
10.	71	Billy Mohl.....	2003-06

STARTS

1.	58	Jared Berkowitz.....	1997-2000
2.	53	Mike Romano.....	1991-93
3.	51	Brandon Games.....	2003-07
4.	50	J.R. Crowel.....	2003-05, 2007
5.	44	Billy Mohl.....	2003-06
	44	Alex Lontayo.....	1995-98
	44	Glen Leaveau.....	1986-89
	44	Mike Bargatti.....	1983-86
8.	43	Ivan Zweig.....	1991-94
9.	42	Scott Bell.....	1995-98
10.	41	Scott Bell.....	1995-98




Daniel Latham set the Tulane and Conference USA career saves records with 43 from 2004-07. He also sits second in Green Wave history with 122 career appearances.

COMPLETE GAMES

1.	29	Mike Romano.....	1991-93
2.	27	Marc Desjardins.....	1981-84
	27	Steve Mura.....	1974-76
4.	23	Gerald Alexander.....	1987-89
5.	22	Kenneth Francigues.....	1977-79
6.	20	Sam Amarena.....	1984-87
	20	Joseph Tkac.....	1976-79
8.	19	Vincent DeGroulota.....	1974-77
9.	17	Anthony Beaulieu.....	1972-75
10.	16	Christopher Winter.....	1969-71

A dependable southpaw, Joey Charron appeared in a school-record 125 games during his career from 2001-04 when he posted a then-school record 28 saves.





COMPLETE GAME SHUTOUTS

1.	5	Edward Bernard	1970-73
	5	Robert Thomas	1968-71
3.	4	Mike Borgatti	1983-86
4.	3	Jared Berkowitz	1997-2000
	3	Ivan Zweig	1991-94
	3	Mike Romano	1991-93
	3	Glen Leaveau	1986-89
	3	Frank Willis	1978-80
	3	Joseph Tkac	1976-79
	3	Anthony Beaulieu	1972-75
	3	Christopher Winter	1969-71
	3	Donald Simpson	1967-69

COMBINED SHUTOUTS

1.	9	Daniel Latham	2004-07
2.	6	Taylor Rogers	2007-Present
	6	Brian Bogusevic	2003-05
4.	5	Shooter Hunt	2008
	5	Preston Claiborne	2007-Present
	5	Sean Morgan	2005-07
	5	Matt Goebel	2003-04, 2006-07
	5	Joey Charron	2001-04
9.	4	Jason Navarro	1995-97
10.	3	Brandon Gomes	2003-07
	3	J.R. Crowel	2003-05, 2007
	3	Will Walter	2001-03
	3	Nick Bourgeois	2000-02

INNINGS PITCHED

1.	415.2	Jared Berkowitz	1997-2000
2.	389.2	Mike Romano	1991-93
3.	351.0	Brandon Gomes	2003-07
4.	340.1	Sam Amarena	1984-87
5.	331.0	Marc Desjardins	1981-84
6.	308.1	Gerald Alexander	1987-89
7.	308.0	Billy Mohl	2003-06
8.	303.1	Scott Bell	1995-98
9.	302.1	J.R. Crowel	2003-05, 2007
10.	290.2	Ivan Zweig	1991-94

HITS ALLOWED

1.	459	Jared Berkowitz	1997-2000
2.	412	Brandon Gomes	2003-07
3.	364	Marc Desjardins	1981-84
4.	352	Billy Mohl	2003-06
5.	347	Scott Bell	1995-98
6.	335	Mike Romano	1991-93
7.	309	J.R. Crowel	2003-05, 2007
8.	307	Sam Amarena	1984-87
9.	296	Brian Bogusevic	2003-05
10.	281	Glen Leaveau	1986-89

RUNS ALLOWED


1.	223	Jared Berkowitz	1997-2000
2.	203	Brandon Gomes	2003-07
3.	197	Sam Amarena	1984-87
4.	189	Mike Romano	1991-93
5.	185	Scott Bell	1995-98
6.	175	Marc Desjardins	1981-84
7.	173	Ivan Zweig	1991-94
8.	169	Mike Borgatti	1983-86
9.	166	Billy Mohl	2003-06
10.	164	Glen Leaveau	1986-89

EARNED RUNS ALLOWED

1.	180	Brandon Gomes	2003-07
2.	173	Jared Berkowitz	1997-2000
3.	157	Scott Bell	1995-98
4.	145	Sam Amarena	1984-87
5.	143	Mike Romano	1991-93
	143	Marc Desjardins	1981-84
7.	138	Billy Mohl	2003-06
8.	134	Alex Lontayo	1995-98
9.	133	Barth Melius	1998-2001
10.	129	J.R. Crowel	2003-05, 2007

STRIKEOUTS

1.	389	Mike Romano	1991-93
2.	354	Ivan Zweig	1991-94
3.	335	Gerald Alexander	1987-89
4.	308	Steve Mura	1974-76
5.	303	Jared Berkowitz	1997-2000
6.	290	Alex Lontayo	1995-98
7.	289	Sean Morgan	2005-07
8.	276	Brandon Gomes	2003-07
	276	Jack Cressend	1994-96
10.	270	Scott Bell	1995-98



Steve Mura, shown here during his time with the St. Louis Cardinals, holds the Tulane career ERA record with a 1.71 mark from 1974-76.

WALKS ALLOWED

1.	206	Mike Romano	1991-93
2.	177	Joseph Tkac	1976-79
3.	173	Ivan Zweig	1991-94
4.	156	Todd Dyess	1992-94
5.	153	Frank Willis	1978-80
6.	137	Glen Leaveau	1986-89
7.	136	Alex Lontayo	1995-98
8.	130	Marc Desjardins	1981-84
9.	129	Sam Amarena	1984-87
10.	123	Kenneth Cronin	1972-75

WILD PITCHES

1.	41	Todd Dyess	1992-94
2.	34	Sam Amarena	1984-87
3.	33	Alex Lontayo	1995-98
	33	Mike Romano	1991-93
5.	32	Jack Cressend	1994-96
6.	31	Ivan Zweig	1991-94
7.	29	Joey Charron	2001-04
	29	Jared Berkowitz	1997-2000
9.	27	Sean Morgan	2005-07
10.	25	Henry Bonilla	1999-2000

BALKS

1.	13	Alex Lontayo	1995-98
2.	11	Brandon Gomes	2003-07
	11	Beau Richardson	2001-02
4.	7	Jared Berkowitz	1997-2000
5.	6	Brian Bogusevic	2003-05
	6	Nick Bourgeois	2000-02
7.	5	Cory Hahn	2003-04
	5	Michael Aubrey	2001-03
	5	Raul Echeverz	1996-99
	5	Josh Bobbitt	1997-98

HIT BATTERS

1.	33	Ivan Zweig	1991-94
2.	32	Brandon Gomes	2003-07
3.	30	Todd Dyess	1992-94
4.	28	Billy Mohl	2003-06
5.	27	Jared Berkowitz	1997-2000
6.	26	Shooter Hunt	2007-08
	26	Jason Navarro	1995-97
8.	25	Sam Amarena	1984-87
9.	23	Raul Echeverz	1996-99
10.	22	Matt Foster	2000-01



John Olagues led the SEC in strikeouts as a junior in 1965 and complete his career with a school-record 14.02 strikeout-per-nine-inning average in 169.1 innings of work.

INTRODUCTION

TULANE STAFF

THE GREEN WAVE

2009 REVIEW

THIS IS TULANE

HISTORY



Single-Season & Career Fielding

INTRODUCTION

TULANE STAFF

THE GREEN WAVE

2009 REVIEW

THIS IS TULANE

HISTORY

SEASON FIELDING RECORDS

(minimum 100 chances)

FIELDING PERCENTAGE

1.	1.000	Ty Wallace (103-10-0)	2007
	1.000	Chad Sutter (371-46-0)	1998
	1.000	Jason Fitzgerald (132-2-0)	1996
	1.000	Brad Davis (118-5-0)	1995
5.	.996	Chad Sutter (421-41-2)	1996
6.	.996	Curtis Zimmerman (211-13-1)	1973
7.	.995	Gary Ray (169-13-1)	1972
8.	.995	Nathan Southard (176-5-1)	2006
9.	.994	Aaron Feldman (169-9-1)	2002
10.	.994	Chris Rivette (154-21-1)	1984

PUTOUTS

1.	582	Michael Aubrey	2003
2.	556	Mark Hamilton	2006
3.	547	Greg Dini	2005
4.	525	Sam Honeck	2008
	525	Keith Graffagnini	1996
6.	516	Brian Reaney	1987
7.	514	Thomas Mathews	1983
8.	513	Mickey McKee	1999
9.	509	Sam Honeck	2009
10.	496	John Reich	1985

ASSISTS

1.	233	Glen Fourmaux	1983
2.	204	Tony Giarratano	2003
3.	190	Glen Fourmaux	1982
4.	186	James Jurries	1999
	186	Andy Cannizaro	1998
6.	185	Cat Everett	2006
	185	Tommy Manzella	2004
8.	182	Andy Cannizaro	2000
	182	Michael Johns	1996
10.	181	Andy Cannizaro	2001

ERRORS

1.	30	Ronald Marigny	1985
2.	29	Thomas Morton	1991
3.	28	Michael Johns	1997
4.	25	Brad Burckel	1993
5.	23	Michael Johns	1996
	23	Troy Mitchell	1987
7.	21	Darrin Dares	1990
	21	Andy Sheets	1990
	21	Blake Martensen	1994
	21	Ronnie Brown	1987
	21	Ronald Marigny	1984

DOUBLE PLAYS TURNED

1.	51	Michael Aubrey	2003
2.	49	Mark Hamilton	2006
3.	47	Keith Graffagnini	1998
4.	45	Mickey McKee	1999
5.	44	Tommy Manzella	2003
6.	40	Sam Honeck	2009
	40	Tony Giarratano	2003
	39	Sam Honeck	2008
9.	38	Andy Cannizaro	1998
10.	37	Brad Emaus	2006
	37	James Jurries	2002
	37	Andy Cannizaro	2001
	37	Andy Cannizaro	2000
	37	Mike Pursell	1998
	37	Blake Martensen	1994

CAUGHT STEALING BY

1.	22	Brian Hughes	1995
2.	19	Nick Herz	2000
3.	16	Jeremy Schaffer	2009
	16	Jared Dyer	2008
5.	14	Chad Sutter	1996
6.	13	Greg Dini	2004
	13	Chad Sutter	1998
8.	11	Jared Dyer	2007
	11	Greg Dini	2005
10.	10	Matt Mann	2001



Chad Sutter holds the Tulane career fielding percentage record with a .996 mark after committing just seven errors in 1,721 defensive opportunities from 1996-99.

RUNNERS PICKED OFF

1.	13	Beau Richardson	2002
2.	7	Joey Charron	2002
3.	6	Joey Charron	2003
	6	Scott Williamson	1995
5.	5	Matt Petition	2009
	5	Matt Petition	2008
	5	Brian Bogusevic	2004
	5	Billy Mohl	2003
	5	Joey Charron	2001
10.	4	Aaron Loup	2008
	4	Billy Mohl	2004
	4	J.R. Crowel	2003
	4	Alex Lontayo	1995

CAREER FIELDING RECORDS

(minimum 500 chances)

FIELDING PERCENTAGE

1.	.996	Chad Sutter (1563-151-7)	1996-99
2.	.991	Nathan Southard (534-14-5)	2003-06
	.991	Curtis Zimmerman (840-33-8)	1970-73
	.991	Thomas Mathews (1378-102-14)	1982-84
5.	.990	Brian Reaney (516-50-6)	1987
6.	.989	Carlos Comba (597-58-7)	1980-81
7.	.988	Larry Schneider (1656-195-23)	1991-94
8.	.987	Sam Honeck (1034-68-15)	2008-09
	.987	Mark Hamilton (702-35-10)	2004-06
10.	.986	Michael Aubrey (1027-102-16)	2001-03
	.986	Scott Madden (542-18-8)	2001-05

PUTOUTS

1.	1656	Larry Schneider	1991-94
2.	1563	Chad Sutter	1996-99
3.	1478	Keith Graffagnini	1995-98
4.	1378	Thomas Mathews	1982-84
5.	1034	Sam Honeck	2008-09
6.	1027	Michael Aubrey	2001-03
7.	982	Greg Dini	2004-05
8.	950	John Reich	1983-86
9.	878	Brian Bormaster	2002-04
10.	873	Charles Melito	1977-79

ASSISTS

1.	722	Andy Cannizaro	1998-2001
2.	660	Glen Fourmaux	1981-84
3.	646	Tommy Manzella	2002-05
4.	554	Seth Henry	2006-09
5.	519	Rick Chanove	1990-93
6.	492	John Zelenka	1980-83
7.	459	Tony Giarratano	2001-03
8.	432	William Vogt	1978-81

9.	430	James Jurries	1999-2002
10.	406	Brad Emaus	2005-07

ERRORS

1.	66	Ronald Marigny	1984-86
2.	63	Brad Burckel	1992-94
3.	62	Andy Cannizaro	1998-2001
4.	60	Glen Fourmaux	1981-84
5.	59	James Jurries	1999-2002
6.	53	Rick Chanove	1990-93
	53	David Stokes	1977-80
8.	52	Tommy Manzella	2002-05
9.	51	Michael Johns	1996-97
10.	49	Tookie Spann	1985-88

DOUBLE PLAYS TURNED

1.	148	Andy Cannizaro	1998-2001
2.	131	Tommy Manzella	2002-05
3.	116	James Jurries	1999-2002
4.	87	Michael Aubrey	2001-03
	87	Tony Giarratano	2001-03
6.	84	Seth Henry	2006-09
7.	82	Mickey McKee	1998-2000
8.	79	Brad Emaus	2005-07
	79	Sam Honeck	2008-09
10.	73	Cat Everett	2005-07


CAUGHT STEALING BY

1.	34	Chad Sutter	1996-99
2.	29	Jared Dyer	2007-09
	27	Nick Herz	1999-2000
4.	25	Brian Hughes	1995-98
5.	24	Greg Dini	2004-05
6.	18	Brian Bormaster	2002-04
7.	16	Shooter Hunt	2007-08
8.	16	Jeremy Schaffer	2009-Present
9.	10	Ty Wallace	2006-07
	10	Matt Mann	2001-04

RUNNERS PICKED OFF

1.	20	Joey Charron	2001-04
2.	16	Beau Richardson	2001-02
3.	10	Matt Petition	2008-Present
	10	Billy Mohl	2003-06
5.	9	Brian Bogusevic	2003-05
	9	Alex Lontayo	1995-98
7.	8	Scott Williamson	1995-96
8.	6	Aaron Loup	2007-09
	6	J.R. Crowel	2003-05, 2007
10.	5	Jonathan Garrett	2005-09

The starting shortstop all four years he played at Tulane, Andy Cannizaro set a school record with 722 assists while helping turn 148 double plays during his career from 1998-2001.



Single-Game Individual Records



HITTING RECORDS

AT-BATS

7	Tim Guidry vs. Southeastern Louisiana	Feb. 9, 2007
	Tommy Manzella at USF	April 29, 2005
	Tommy Manzella at Southern Miss	April 22, 2005
	Matt Barket at East Carolina	March 20, 2004
	Nathan Southard vs. Southern Cal	March 16, 2004
	Tony Giarratano vs. St. Joseph's	Feb. 8, 2003
	Andy Cannizaro vs. Southern	May 25, 2001
	Jonny Kaplan vs. LSU	March 7, 2001
	Mickey McKee vs. South Florida	May 12, 2000
	Andy Cannizaro vs. South Florida	May 12, 2000
	Steve Shirley vs. Southern Miss	May 14, 1999
	Andy Cannizaro vs. Southern Miss	May 14, 1999
	Keith Graffagnini vs. Southern Miss	May 9, 1998
	Chad Sutter vs. UNO	March 24, 1998
	Brian Hughes vs. Nicholls State	March 17, 1998
	Craig Brown vs. Charlotte	May 17, 1997
	Scott Wilson vs. UNO	April 10, 1996
	Jason Fitzgerald vs. UNO	April 10, 1996
	Craig Brown vs. UNO	April 10, 1996
	Carlos Rodrigues vs. UNO	April 21, 1994
	Brian Forest vs. UNO	April 21, 1994
	Kevin Canane vs. UNO	April 21, 1994
	Fernand Lorio vs. Keesler AFB	May 25, 1947

RUNS

5	Tony Giarratano vs. Southern	May 25, 2001
	Andy Cannizaro vs. Charlotte	April 8, 2001
	Jake Gautreau vs. Temple	Feb. 10, 2001
	Brian Hughes vs. Centenary	April 8, 1998
	Mike Pursell at Charlotte	March 22, 1998
	Billy Rapp vs. Southeastern Louisiana	April 9, 1987
	Billy Rapp vs. Southeastern Louisiana	April 30, 1986
	Dan Wagner vs. Cornell	March 25, 1986
	Glen Fourmaux vs. St. Francis (Ill.)	March 20, 1983
	Marlin Rogers vs. Coast Guard Academy	April 1, 1972
	Fernand Lorio vs. Southeastern Louisiana	March 29, 1948

HITS

6	Steve Shirley vs. South Florida	May 12, 2000
	Dan Wagner vs. Cornell	March 25, 1986
5	On Several Occasions	
	Last by Josh Prince vs. UCF	May 21, 2009

DOUBLES

4	Brian Hughes vs. Centenary	April 8, 1998
3	On Several Occasions	
	Last by Seth Henry at Marshall	May 15, 2009

TRIPLES


2	Warren McFadden vs. Penn State	Feb. 18, 2006
	Brad Davis vs. Michigan State	March 17, 1995
	Larry Schneider vs. Southeastern Louisiana	March 5, 1993
	Tom Morton vs. Louisville	April 12, 1992
	Ricky Chanove vs. LSU	April 12, 1992
	Dan Wagner vs. McNeese State	April 24, 1984
	San Dozier vs. Illinois State	March 12, 1980
	Barry Butera vs. Louisiana College	April 26, 1977
	John Foto vs. UNO	March 27, 1977
	Ellsworth Kingery vs. Mississippi	March 3, 1952
	Ben Abadie vs. Pensacola Navy	April 3, 1949

HOME RUNS

3	Jamie Bruno at UCF	April 11, 2009
	Nathan Southard vs. Houston	May 28, 2005
	Jason Sparks at Charlotte	March 21, 1999
	Mickey McKee vs. Southern Miss	May 9, 1998
	Mike Pursell vs. LSU	March 3, 1998
	Brian Hughes vs. Murray State	March 12, 1997
	Larry Schneider vs. Virginia Tech	March 29, 1992
	Tookie Spann vs. Kansas State	March 21, 1987
	Dan Wagner vs. Southeastern Louisiana	April 30, 1986
	Billy Rapp vs. Southeastern Louisiana	April 30, 1986
	Eric Lane vs. Florida State	May 16, 1982
	Barry Butera vs. South Alabama	March 30, 1977
	Barry Butera vs. Louisiana-Monroe	Feb. 26, 1977

TOTAL BASES

13	Jamie Bruno at UCF	April 11, 2009
	James Jurries at UAB	April 14, 2000
	Mike Pursell at LSU	March 3, 1998
	Brian Hughes vs. Murray State	March 12, 1997
12	Nathan Southard vs. Houston	May 28, 2005
	Jason Sparks at Charlotte	March 21, 1999
	Mickey McKee vs. Southern Miss	May 9, 1998
	Jake Burnham vs. Saint Louis	May 1, 1998
11	Micah Owings vs. Alabama	June 4, 2005
	Mark Hamilton vs. Southern	June 3, 2005
	James Jurries at Pepperdine	Feb. 10, 2002
	Steve Shirley at Cincinnati	April 2, 2000
	Keith Graffagnini at Houston	March 13, 1998



Steve Shirley tied the Tulane team record with six hits against South Florida on May 12, 2000.

RUNS BATTED IN

8	Mickey McKee vs. Southern Miss	May 9, 1998
	Tom Morton vs. Virginia Tech	March 26, 1992
7	Mark Hamilton vs. Southern	June 3, 2005
	Jake Gautreau at Southern Miss	April 22, 2001
	Jake Gautreau at McNeese State	March 8, 2000
	Keith Graffagnini at Houston	March 13, 1998
	Tookie Spann vs. Kansas State	March 21, 1987
6	On Several Occasions	
	Last by Brad Emaus at Charlotte	April 8, 2005

WALKS

4	Steve Moritz vs. McNeese State	March 10, 2009
	Seth Henry vs. UAB	May 9, 2009
	Mark Hamilton at UAB	May 18, 2006
	Micah Owings at Southern Miss	April 22, 2005
	Brad Emaus vs. Marist	March 4, 2005
	Michael Aubrey vs. East Carolina	May 17, 2003
	Jason Sparks vs. Southern Miss	May 9, 1998
	Brian Hughes vs. Georgia Tech	May 25, 1996
	Brian Hughes vs. Saint Louis	March 24, 1996
	Craig Brown vs. Saint Louis	March 23, 1996
	Blake Martensen vs. Tennessee-Martin	Feb. 24, 1995
	Larry Schneider vs. Mercer	March 26, 1994
	Scott Sidwell vs. South Alabama	Feb. 18, 1994
	Brad Burckell vs. VCU	March 20, 1992
	Bryan Brown vs. UNO	April 23, 1991
	Carlos Rodriguez vs. Cincinnati	April 6, 1991
	Larry Schneider vs. Kent State	March 25, 1991
	J.B. Mahoney vs. Southern Miss	May 3, 1986
	Gary Desjardins vs. Louisiana-Lafayette	April 18, 1985

HIT BY PITCH

3	Nick Herz vs. Rutgers	March 3, 2000
	Jason Sparks at UAB	April 24, 1998
2	On Several Occasions	
	Last by Nick Boullosa vs. Nicholls State	March 24, 2009

STOLEN BASES

5	Josh Prince vs. UCF	May 21, 2009
4	Tony Giarratano vs. UNO	April 1, 2003
	Andy Cannizaro vs. UAB	April 29, 2001
	Gary Roney vs. Wisconsin	March 28, 1975
	Bob Neider vs. Southeastern Louisiana	March 29, 1963
3	On Several Occasions	
	Last by Nathan Southard vs. Manhattan	March 4, 2006



Brian Hughes holds or shares a spot atop the Tulane single-game record book in at bats (seven), runs scored (five), doubles (four), home runs (three), total bases (13) and walks (four).

INTRODUCTION

TULANE STAFF

THE GREEN WAVE

2009 REVIEW

THIS IS TULANE

HISTORY



Single-Game Individual Records

INTRODUCTION

TULANE STAFF

THE GREEN WAVE

2009 REVIEW

THIS IS TULANE

HISTORY

PITCHING RECORDS

INNINGS PITCHED

12.0	Mike Romano vs. South Alabama.....	May 21, 1992
10.1	Ivan Zweig vs. Memphis.....	May 15, 1991
10.0	Beau Richardson vs. Memphis.....	May 19, 2001
	Scott Bell vs. Charlotte.....	March 20, 1998
	Scott Bell at Southeastern Louisiana.....	March 4, 1998
9.0	On Several Occasions	
	Last by Conrad Flynn vs UAB.....	May 10, 2009

HITS ALLOWED

15	Jared Berkowitz at South Florida.....	May 13, 2000
14	Brian Bogusevic at Cal State Fullerton.....	June 12, 2004
	Henry Bonilla at Rutgers.....	March 3, 2000
13	J.R. Crowel vs. Cal State Fullerton.....	June 13, 2004
	Barth Melius at Houston.....	March 25, 2000
	Jared Berkowitz vs. Alabama.....	Feb. 19, 2000
	Mike Romano vs. South Florida.....	April 24, 1993
12	On Several Occasions	
	Last by Brian Bogusevic vs. Rice.....	June 11, 2005

RUNS ALLOWED

11	Cory Hahn at Cincinnati.....	April 4, 2004
	Jared Berkowitz at South Florida.....	May 13, 2000
10	Conrad Flynn vs. Wright State.....	Feb. 27, 2009
	Beau Richardson at South Florida.....	May 11, 2002
	Ray Liotta vs. UCLA.....	March 3, 2002
	Henry Bonilla at South Florida.....	May 12, 2000
	Jared Berkowitz at Arizona.....	Feb. 26, 2000
	Mike Romano vs. South Florida.....	April 24, 1993
	Chris Smigliani vs. Louisville.....	April 28, 1990
	Henri Saunders vs. North Carolina State.....	March 5, 1990



Edward Bernard made history twice in the same game for the Green Wave when he took the mound against Cornell College on March 27, 1972. Not only did Bernard set a single-game record with 21 strikeouts, but he also became the first and only pitcher in Tulane history to toss a perfect game.

STRIKEOUTS

21	Ed Bernard vs. Cornell (Iowa).....	March 27, 1972
20	John Olague vs. LSU.....	April 30, 1965
	John Olague vs. Mississippi.....	April 12, 1965
16	Josh Bobbitt vs. New York Tech.....	March 8, 1998
	Ivan Zweig vs. Miami (Fla.).....	March 3, 1991
15	Scott Bell at Southeastern Louisiana.....	March 4, 1998
	Nick Bourgeois at Memphis.....	April 5, 2002
	Jack Cressend vs. Missouri.....	March 10, 1996
14	Sean Morgan vs. Siena.....	March 16, 2007
	Ivan Zweig vs. VCU.....	March 20, 1992
	Ivan Zweig vs. Georgia.....	March 11, 1992

WALKS ALLOWED

18	Rip Collins vs. Northwestern University.....	March 27, 1940
8	Jason Navarro vs. South Florida.....	April 27, 1996
	Mike Romano vs. Birmingham Southern.....	March 17, 1993
7	Stephen Porlier vs. Houston.....	May 27, 2006
	Mike Romano vs. McNeese State.....	March 31, 1993
	Mike Romano vs. Southeastern Louisiana.....	March 5, 1993
	Henri Saunders vs. Virginia Tech.....	March 12, 1990
	Bryan Brown vs. Virginia Tech.....	March 10, 1990
6	On Several Occasions	
	Last by Shooter Hunt at Southern Miss.....	April 15, 2007

DEFENSIVE RECORDS

PUTOUTS

21	Joe Weibe vs. LSU.....	April 30, 1965
19	Chad Sutter at Southern Miss.....	May 14, 1999
18	Tim Guidry vs. Southeastern Louisiana.....	Feb. 11, 2007
	Keith Graffagnini vs. Charlotte.....	March 20, 1998
	Chad Sutter at Southeastern Louisiana.....	March 4, 1998
17	Micah Owings vs. Marist.....	March 4, 2005
	James Jurries vs. Southern Miss.....	May 17, 2002
	Keith Graffagnini vs. UNO.....	April 10, 1996
16	Sam Honeck vs. Houston.....	March 29, 2009
	Tim Guidry vs. Siena.....	March 17, 2007
	Scott Madden vs. Southeast Missouri.....	Feb. 11, 2005
	Scott Madden at Memphis.....	April 5, 2002
	Greg Dini at East Carolina.....	March 20, 2004
	Greg Dini at Arizona State.....	March 12, 2004
	Michael Aubrey vs. UNC-Wilmington.....	May 31, 2003
	Mickey McKee vs. Cincinnati.....	March 26, 1999
	Chad Sutter at Charlotte.....	March 19, 1999
	Mickey McKee vs. UNO.....	March 16, 1999
	Mickey McKee vs. Manhattan.....	Feb. 27, 1999

ASSISTS

10	Michael Johns vs. UNO.....	April 10, 1996
	Pat Rooney vs. Pensacola Navy.....	April 15, 1949
9	James Jurries at Southern Miss.....	May 16, 1999
8	Tony Giarratano vs. Cincinnati.....	May 4, 2003
	Brooks Shankle at Houston.....	March 22, 2002
	Tony Giarratano vs. George Washington.....	Feb. 23, 2002
	James Jurries vs. San Diego State.....	Feb. 13, 2000
	Andy Cannizaro vs. Manhattan.....	Feb. 28, 1999
	Andy Cannizaro vs. Saint Louis.....	May 3, 1998
7	On Several Occasions	
	Last by Seth Henry vs. Southeastern La.....	April 14, 2009

ERRORS

3	Billy Mohl vs. Pepperdine.....	March 5, 2004
	Jake Gautreau vs. Southern.....	May 25, 2001
	James Jurries vs. Cincinnati.....	March 27, 1999
	Mike Pursell vs. UNO.....	March 24, 1998
	Steve Shirley vs. George Washington.....	Feb. 13, 1998
2	On Several Occasions	
	Last by Jared Dyer vs. East Carolina.....	March 30, 2007

Single-Game Team Record



HITTING RECORDS

AT-BATS

56	vs. UNO	April 10, 1996
	vs. UNO	April 21, 1994
53	vs. Southern Miss	May 14, 1999
	vs. UNO	March 24, 1998
	vs. Charleston Southern	March 21, 1995
51	vs. Marist	March 5, 2005
	vs. LSU	June 1, 2001
50	vs. Southern Cal	March 16, 2004
	vs. UNO	May 13, 2003
	at Pepperdine	Feb. 9, 2002

RUNS

28	vs. Charlotte	March 22, 1998
27	vs. Charleston Southern	March 21, 1995
	vs. St. Joseph's	Feb. 8, 2003
26	vs. Illinois-Chicago	March 26, 1981
25	vs. Cleveland State	March 21, 1983
	vs. Kent State	March 27, 1985
24	vs. Centenary	April 8, 1998
	vs. Marist	March 5, 2005
23	vs. Louisiana-Monroe	Feb. 16, 1985
	vs. VCU	April 10, 1994

HITS

28	vs. Charlotte	March 22, 1998
	vs. Charleston Southern	March 21, 1995
25	vs. Marist	March 5, 2005
	at South Florida	May 12, 2000
24	vs. Siena	March 18, 2007
	at South Florida	May 20, 2001
23	at UCF	April 11, 2009
	at Pepperdine	Feb. 9, 2002
	at South Louis.	May 1, 1999
	at Saint Louis	April 30, 1999
	vs. VCU	April 10, 1994
	vs. Eastern Kentucky	May 23, 1986
	vs. Cornell	March 25, 1986
	vs. Louisiana-Monroe	Feb. 16, 1985

RUNS BATTED IN

27	vs. Charlotte	March 22, 1998
24	vs. Centenary	April 8, 1998
23	vs. Charleston Southern	March 21, 1995
22	vs. St. Joseph's	Feb. 8, 2003
21	vs. Marist	March 5, 2005
	at Southern Miss	April 22, 2001
	vs. VCU	April 10, 1994
20	at UCF	April 11, 2009
	vs. Southern Miss	May 9, 1998
19	vs. Siena	March 18, 2007
	vs. North Florida	Feb. 17, 2007
	at UNO	April 4, 2006
	at Pepperdine	Feb. 9, 2002
	vs. Cincinnati	March 28, 1999

DOUBLES

9	at Pepperdine	Feb. 9, 2002
8	vs. Southern Cal	March 17, 2004
	at Nicholls State	Feb. 22, 2000
	vs. Centenary	April 8, 1998
	at Nicholls State	March 17, 1998
	vs. Charleston Southern	March 21, 1995
	vs. Spring Hill	April 12, 1991
	vs. Spring Hill	April 12, 1990
7	On Several Occasions	
	Last vs. UAB	May 24, 2007

TRIPLES

3	vs. Northern Colorado	March 22, 2009
	vs. Penn State	Feb. 18, 2006
	vs. Saint Louis	March 29, 2002
	vs. Southeast Missouri	March 3, 1996
	vs. Southern	March 7, 1993
2	On Several Occasions	
	Last at Charlotte	April 10, 2005

HOME RUNS

8	vs. Cincinnati	March 28, 1999
7	at UCF	April 11, 2009
	at Southern Miss	April 21, 2001
	at Houston	April 4, 2001
	at Cincinnati	April 2, 2000
	at Charlotte	March 21, 1999
	vs. Kent State	March 29, 1985
6	vs. Southeastern Louisiana	April 20, 1999
	vs. Manhattan	Feb. 27, 1999
	vs. Manhattan	March 26, 1999
	at Virginia Tech	March 19, 1994
	vs. Eastern Kentucky	May 23, 1986

TOTAL BASES

48	vs. Eastern Kentucky	May 23, 1986
47	at UCF	April 11, 2009
44	at Cincinnati	April 2, 2000
	vs. Charleston Southern	March 21, 1995
43	vs. Cincinnati	March 28, 1999
42	vs. Southern Miss	May 9, 1998
	vs. Charlotte	March 22, 1998
41	at Pepperdine	Feb. 9, 2002
	at Saint Louis	April 30, 1999
	vs. Centenary	April 8, 1998
	at Virginia Tech	March 19, 1994
39	at Southern Miss	April 21, 2001

WALKS


19	vs. Jackson State	March 28, 2006
15	vs. Eastern Illinois	March 22, 1994
14	vs. Wright State	March 3, 2007
	vs. Southern Miss	April 23, 2004
	vs. Mercer	March 26, 1994
	vs. Wisconsin	March 3, 1990
13	at South Florida	April 30, 2005
	vs. Nicholls State	April 12, 2005
	vs. Kent State	March 25, 1991
12	On Several Occasions	Last vs. UAB, May 8, 2009

HIT BY PITCH

7	at South Florida	March 27, 1998
6	vs. LSU	April 19, 2005
5	vs. Northern Colorado	March 22, 2009
	vs. Stephen F. Austin	April 21, 2006
	at East Carolina	March 20, 2004
	at UNO	April 9, 2003
	vs. St. Joseph's	Feb. 8, 2003
	at South Florida	March 29, 1998
4	On Several Occasions	
	Last vs. Nicholls State	March 27, 2007

STOLEN BASES

9	vs. Maryland-Baltimore County	Feb. 21, 2004
8	vs. Northwestern State	March 3, 2009
	vs. Cincinnati	April 6, 1996
	vs. Howard	March 29, 1996
	vs. Notre Dame	March 7, 1994
7	vs. Southern Miss	May 18, 2002
	at UNO	April 23, 2002
	vs. George Washington	Feb. 22, 2002
	vs. Villanova	Feb. 17, 2002
	vs. Troy State	March 28, 1995
	vs. Rutgers	March 4, 1995
6	On Several Occasions	
	Last vs. UNO	March 1, 2005



Power hitting Keith Graffagnini and the set or tied Tulane single-game records in runs (28), hits (28) and RBI (27) in a 28-5 win over Charlotte on March 22, 1998.

INTRODUCTION

TULANE STAFF

THE GREEN WAVE

2009 REVIEW

THIS IS TULANE

HISTORY



Single-Game Team Records



INTRODUCTION

TULANE STAFF

THE GREEN WAVE

2009 REVIEW

THIS IS TULANE

HISTORY

PITCHING RECORDS

INNINGS PITCHED

15.0	vs. UNO	April 10, 1996
	vs. UNO	April 21, 1994
	vs. LSU	April 8, 1987
14.0	vs. South Alabama	Feb. 18, 1994
13.2	at Southern Miss.	May 14, 1999
13.0	vs. Wright State	March 2, 2007
	vs. LSU	June 1, 2001
	vs. Memphis	May 19, 2001
	vs. Southeastern Louisiana	March 4, 1998
	vs. Seton Hall	April 23, 1986

HITS ALLOWED

25	vs. Charlotte	March 16, 2002
24	vs. Lamar	Feb. 25, 1994
23	at South Florida	May 13, 2000
	at Charlotte	April 24, 1994
21	at Arizona	Feb. 26, 2000
	vs. South Florida	April 25, 1993
20	vs. UNC-Wilmington	May 31, 2003
	at Pepperdine	Feb. 9, 2002
	vs. UNO	April 26, 1995
	vs. Rutgers	Feb. 21, 1993
	at Virginia Tech	March 28, 1992

RUNS ALLOWED

30	at Pepperdine	Feb. 9, 2002
21	vs. LSU	April 19, 2000
20	at UAB	May 20, 2006
	vs. UNO	April 26, 1995
19	at South Florida	May 13, 2000
	at Arizona	Feb. 26, 2000
	vs. Lamar	Feb. 25, 1994
	vs. Louisiana-Lafayette	Feb. 24, 1994
18	vs. Charlotte	March 16, 2002
	at Virginia Tech	March 28, 1992
	vs. Virginia Tech	April 21, 1991

STRIKEOUTS

21	vs. Cornell (Iowa)	March 27, 1972
20	vs. Mississippi	April 12, 1965
18	vs. Southeastern Louisiana	March 31, 1998
	vs. Southeastern Louisiana	April 18, 1994
17	at Southern Miss.	May 14, 1999
	at Charlotte	March 19, 1999
	vs. UNO	April 10, 1996
	vs. Southern	March 6, 1993
16	at Memphis	April 5, 2002
	vs. Villanova	Feb. 17, 2002
	vs. New York Tech	March 8, 1998
	vs. Louisville	April 2, 1995
	vs. South Alabama	Feb. 18, 1994

WALKS ALLOWED

13	vs. Rice	Feb. 16, 1996
	vs. Akron	March 24, 1994
12	at Pepperdine	Feb. 9, 2002
	vs. Louisiana-Lafayette	Feb. 24, 1994
11	vs. LSU	April 19, 2000
10	at Southeastern Louisiana	April 7, 1999
	vs. Birmingham Southern	March 17, 1993
	vs. Memphis	March 25, 1990
9	vs. UAB	April 3, 2005
	vs. Cincinnati	March 23, 2001
	vs. South Florida	March 18, 2001
	at Houston	March 26, 2000
	at LSU	March 1, 2000
	at Saint Louis	May 2, 1999
	vs. Eastern Illinois	March 22, 1994

DOUBLES ALLOWED

8	vs. Florida State	April 8, 1990
7	vs. South Alabama	March 18, 2006
	vs. South Florida	May 7, 2004
	at UAB	May 20, 2006
6	vs. LSU	April 19, 2005
	at Cal State Fullerton	June 12, 2004
	at Louisville	May 10, 2003
	vs. UCLA	March 1, 2003
	vs. Notre Dame	May 27, 2000
	vs. McNeese State	Feb. 15, 2000
	vs. UNO	April 10, 1996
	at Southern Miss.	April 17, 1994

TRIPLES ALLOWED

3	vs. Wright State	March 1, 2009
	vs. Louisiana-Monroe	April 3, 1991
	vs. Oklahoma State	March 8, 1991
2	On Several Occasions	
	Last at Southern Miss.	April 13, 2007

HOME RUNS ALLOWED

6	at Houston	April 7, 2006
5	vs. UAB	May 8, 2009
	at Pepperdine	Feb. 9, 2002
	vs. Nicholls State	March 8, 1990
4	at East Carolina	April 29, 2006
	vs. UCF	April 15, 2006
	vs. Oral Roberts	March 11, 2006
	vs. Cal State Fullerton	March 13, 2005
	vs. Cal State Fullerton	March 12, 2005
	vs. Charlotte	March 26, 2004
	at East Carolina	March 19, 2004
	vs. LSU	April 10, 2002
	at South Florida	May 12, 2000
	at Arizona	Feb. 26, 2000
	vs. Virginia Tech	April 9, 1995
	vs. Oklahoma State	March 8, 1991

DEFENSIVE RECORDS

PUTOUTS


45	vs. UNO	April 10, 1996
	vs. UNO	April 21, 1994
42	vs. UNO	May 13, 2003
	vs. South Alabama	Feb. 18, 1994
41	at Southern Miss.	May 14, 1999
39	vs. Wright State	March 2, 2007
	vs. LSU	June 1, 2001
	vs. Memphis	May 19, 2001
	vs. Southeastern Louisiana	March 4, 1998
36	at South Florida	April 29, 2005
	vs. Southern Cal	March 16, 2004
	vs. Michigan State	March 18, 1995
	vs. VCU	May 18, 1994

ASSISTS

23	vs. UNO	May 13, 2003
20	vs. Rutgers	March 9, 2002
	vs. UNO	April 14, 1999
	vs. UNO	April 10, 1996
	vs. Cincinnati	April 6, 1996
	vs. Texas A&M	Feb. 17, 1995
19	vs. Southeastern Louisiana	Feb. 11, 2007
	vs. Southeastern Louisiana	Feb. 11, 2007
	vs. UAB	May 26, 2004
	at UAB	April 20, 2003
	vs. George Washington	Feb. 23, 2002
	vs. Manhattan	Feb. 28, 1999
	vs. South Alabama	Feb. 18, 1994

ERRORS

8	vs. George Washington	Feb. 13, 1998
	at McNeese State	March 31, 1993
7	at Nicholls State	March 9, 1999
	vs. LSU	March 3, 1994
	vs. UNO	April 21, 1992
	vs. Georgia Tech	Feb. 23, 1992
	vs. Nicholls State	March 1, 1990
6	On Several Occasions	
	Last vs. Pepperdine	March 5, 2004



Todd Ardoin earned the win in an 8-7, 15-inning victory over UNO on April 10, 1996. The game tied the Tulane record for longest game, originally set against LSU on April 8, 1987 and tied on April 21, 1994 vs. UNO.

Team Season Records



BATTING RECORDS

BATTING AVERAGE

1.	.340 (766-for-2256)	1998
2.	.338 (844-for-2499)	2001
3.	.337 (408-for-1210)	1980
4.	.326 (754-for-2311)	1999
5.	.326 (637-for-1956)	1985
6.	.325 (614-for-1892)	1983
7.	.324 (567-for-1749)	1982
8.	.323 (643-for-1991)	1981
9.	.318 (743-for-2338)	2005
10.	.314 (691-for-2199)	2003

SLUGGING PERCENTAGE

1.	.563 (2256 AB)	1998
2.	.561 (2311 AB)	1999
3.	.533 (1892 AB)	1983
4.	.508 (2111 AB)	1997
5.	.506 (1785 AB)	1984
6.	.505 (2499 AB)	2001
7.	.503 (2338 AB)	2005
8.	.500 (1991 AB)	1981
9.	.495 (1749 AB)	1982
10.	.486 (1210 AB)	1980

ON-BASE PERCENTAGE

1.	.433 (2256 AB)	1998
2.	.432 (1785 AB)	1984
3.	.432 (1210 AB)	1980
4.	.430 (1892 AB)	1983
5.	.424 (1956 AB)	1985
6.	.421 (1991 AB)	1981
7.	.419 (2499 AB)	2001
8.	.419 (1749 AB)	1982
9.	.418 (2114 AB)	1986
10.	.416 (2022 AB)	1987

GAMES PLAYED

1.	69	2001
2.	68	2005
3.	66	1999
4.	66	1994
5.	64	2006
6.	64	1986
7.	63	2003
63		2002
63		1998
63		1996
63		1992
63		1981

AT-BATS

1.	2499	2001
2.	2338	2005
3.	2311	1999
4.	2268	1994
5.	2256	1998
6.	2249	2002
7.	2199	2003
8.	2188	1996
9.	2153	2006
10.	2150	2004

RUNS SCORED

1.	639	2001
2.	593	1998
3.	568	1999
4.	563	1986
5.	541	2005
6.	518	1985
7.	512	1983
8.	485	1984
9.	484	1981
10.	479	1987

HITS

1.	844	2001
2.	766	1998
3.	754	1999
4.	743	2005
5.	691	2003
6.	680	2002
7.	675	2004
8.	665	2000
9.	664	1986
10.	655	1996
655		1994

DOUBLES

1.	168	1998
2.	164	2005
3.	149	2001
4.	139	1999
5.	134	1996
6.	133	1986
7.	132	1997
8.	128	2004
128		2003
128		2002

TRIPLES

1.	29	1992
2.	27	1981
3.	22	2008
4.	21	1991
21		1983
6.	20	1996
7.	18	2001
18		1995
18		1986
10.	15	1997

HOME RUNS

1.	128	1999
2.	105	1998
3.	84	1997
4.	84	2005
5.	82	1983
6.	78	2001
7.	72	2004
8.	70	2003
70		1984
10.	69	2009

RUNS BATTED IN

1.	587	2001
2.	536	1998
3.	520	1999
4.	504	2005
5.	482	1986
6.	456	1985
7.	442	1983
8.	432	1997
9.	431	1987
10.	429	1981

TOTAL BASES

1.	1297	1999
2.	1269	1998
3.	1263	2001
4.	1177	2005
5.	1073	1997
6.	1057	2003
7.	1031	2004
8.	1029	2002
9.	1016	1986
10.	1009	1983

WALKS

1.	398	1984
2.	382	1987
3.	381	1986
4.	359	1983
5.	331	2005
6.	320	1994
7.	318	2009
318		2001
318		1985
10.	317	1998

HIT BY PITCH

1.	81	1998
2.	71	2005
3.	69	2001
4.	66	2006
66		2003
6.	65	1999
7.	52	1997
8.	50	2004
9.	49	2007
49		2002



Jake Gautreau (24), James Juries (16) and Michael Aubrey (7) helped lead the 2001 Green Wave to the College World Series as the team set school marks with 2,499 at-bats, 639 runs scored, 844 hits, 587 hits and 146 stolen bases.

STRIKEOUTS

1.	428	2008
2.	423	1996
3.	417	2002
4.	413	1999
5.	404	2006
6.	402	2009
7.	387	2005
8.	380	1995
9.	379	1997
10.	371	2001

SACRIFICE FLIES

1.	52	2001
2.	44	1986
3.	40	1999
4.	36	1992
5.	35	1998
6.	34	2005
34		1983
8.	32	2009
32		2006
32		2004
32		2002
32		1990

SACRIFICE BUNTS

1.	55	2007
55		2006
3.	51	2004
4.	42	2000
5.	40	2008
6.	37	1996
7.	36	1999
8.	35	1998
9.	34	1997
10.	33	2001

STOLEN BASES

1.	146 (146-174)	2001
2.	129 (129-158)	1986
3.	121 (121-139)	1984
4.	116 (116-146)	2003
116 (116-146)		2002
6.	115 (115-149)	1996
115 (115-170)		1995
8.	112 (112-150)	2009
111 (111-136)		1998
10.	104 (104-138)	1997

GROUND INTO DOUBLE PLAY

1.	59	2005
2.	58	1984
3.	55	2000
55		1993
5.	54	1998
6.	53	2003
53		1992
8.	52	1987
9.	50	2007
50		2004

TEAM PITCHING RECORDS

EARNED RUN AVERAGE

1.	1.68 (155.1 IP)	1969
2.	1.72 (235.2 IP)	1972
3.	2.20 (319.1 IP)	1976
4.	2.28 (209.0 IP)	1966
5.	2.28 (220.2 IP)	1965
6.	2.41 (220.0 IP)	1971
7.	2.60 (190.2 IP)	1970
8.	2.61 (269.2 IP)	1975
8.	2.65 (163.0 IP)	1968
10.	2.92 (373.0 IP)	1979

OPPONENT BATTING AVERAGE

1.	.190 (220.2 IP)	1965
2.	.200 (235.2 IP)	1972
3.	.206 (155.1 IP)	1969
4.	.209 (209.0 IP)	1966
5.	.217 (296.2 IP)	1975
6.	.224 (319.1 IP)	1976
7.	.232 (220.0 IP)	1971
8.	.235 (163.0 IP)	1968
9.	.240 (231.2 IP)	1973
10.	.243 (190.2 IP)	1970

WALKS PER 9 INNINGS

1.	2.61 (547.1 IP)	2004
2.	2.62 (511.2 IP)	2009
3.	2.69 (552.2 IP)	2003
4.	2.71 (574.0 IP)	2006
5.	2.74 (602.0 IP)	2005
6.	2.76 (528.0 IP)	2007
7.	2.84 (155.1 IP)	1969
8.	3.02 (190.2 IP)	1970
9.	3.12 (541.2 IP)	1997
10.	3.20 (547.2 IP)	1998

STRIKEOUTS PER 9 INNINGS

1.	10.51 (209.0 IP)	1966
2.	10.32 (220.2 IP)	1965
3.	8.27 (319.1 IP)	1976
4.	8.14 (560.0 IP)	1996
5.	8.66 (602.0 IP)	2005
6.	8.64 (541.2 IP)	1997
7.	8.49 (580.0 IP)	1994
8.	8.32 (500.2 IP)	1995
9.	8.31 (415.2 IP)	1988
10.	8.30 (532.1 IP)	1992

VICTORIES

1.	56 (56-12)	2005
56 (56-13)		2001
3.	49 (49-15)	1986
4.	48 (48-17)	1999
48 (48-15)		1998
6.	45 (45-17)	1983
7.	44 (44-19)	2003
44 (44-18)		1987
8.	43 (43-21)	2006
43 (43-20)		1996

INTRODUCTION

TULANE STAFF

THE GREEN WAVE

2009 REVIEW

THIS IS TULANE

HISTORY



Team Season Records

INTRODUCTION

TULANE STAFF

THE GREEN WAVE

2009 REVIEW

THIS IS TULANE

HISTORY

LOSSES

1.	35 (19-35)	1990
2.	31 (23-31)	1993
3.	27 (36-27)	2002
4.	26 (34-26)	2007
	26 (32-26)	1995
	26 (27-26)	1989
7.	25 (34-25)	2009
	25 (37-25)	1981
9.	24 (41-24)	1994
	24 (39-24)	1992

SAVES

1.	22	2005
2.	18	1999
3.	14	2006
	14	2003
	14	2001
	14	2000
	14	1994
8.	13	2009
	13	2007
	13	1996

COMPLETE GAMES

1.	27	1985
2.	26	1982
	26	1981
	26	1975
5.	25	1992
	25	1983
	25	1979
	25	1976
9.	23	1989
	23	1987

SHUTOUTS

1.	8	2005
	8	2004
	8	1978
4.	7	2008
	7	2007
	7	1972
7.	5	1985
	5	1979
9.	4	2009
	4	1996
	4	1992
	4	1984
	4	1971
	4	1970
	4	1968

INNINGS PITCHED

1.	619.0	2001
2.	602.0	2005
3.	580.0	1994
4.	579.2	1999
5.	574.0	2006
6.	560.0	1996
7.	554.0	2008
8.	553.2	2002
9.	552.2	2003
10.	547.2	1998

HITS ALLOWED

1.	651	1994
2.	648	2001
3.	646	1999
4.	639	2000
5.	620	2004
6.	606	2003
7.	596	2002
8.	591	2005
9.	585	2006
10.	581	1997

RUNS ALLOWED

1.	407	1990
2.	400	1994
3.	387	2001
4.	383	2002
5.	373	2000
6.	367	1981
7.	361	1999
8.	357	1992
9.	354	1993
10.	351	1987

EARNED RUNS ALLOWED

1.	330	1994
2.	321	1990
3.	308	2001
4.	307	1981
5.	302	2002
6.	297	1999
7.	284	2000
8.	282	2006
9.	278	1992
10.	272	1993

STRIKEOUTS

1.	579	2005
2.	569	1996
3.	547	1994
4.	520	1997
5.	497	1998
6.	493	2001
7.	491	1992
8.	486	2007
9.	485	2008
10.	478	1999

WALKS ALLOWED

1.	303	2001
2.	289	1981
3.	270	1994
4.	268	1992
5.	263	1993
6.	256	1996
7.	251	2008
8.	247	1986
9.	244	1990
10.	233	2002

DOUBLES ALLOWED

1.	122	2001
2.	118	1994
3.	117	2005
4.	112	2004
5.	107	1990
6.	106	2002
	106	1996
8.	105	2000
9.	100	1999
	100	1997

TRIPLES ALLOWED

1.	23	1993
2.	21	1989
3.	19	1987
	19	1974
5.	17	1991
6.	16	1992
7.	14	2005
	14	2002
	14	2001
	14	1990
	14	1994
	14	1986
	14	1973

HOME RUNS ALLOWED

1.	73	2009
2.	72	1984
3.	61	2006
4.	60	1987
5.	56	1983
6.	55	2004
7.	54	2002
	54	19909
9.	52	2001
10.	51	2008

WILD PITCHES

1.	65	2001
	65	1996
3.	61	1999
	61	1995
	61	1994
	61	1991
7.	54	2008
8.	50	2002
9.	48	2000
	48	1990

BALKS

1.	25	2002
2.	16	2006
	16	2003
4.	14	2001
5.	10	1998
	10	2008
7.	8	1999
	8	1996
	8	1995
10.	8	2005
	8	1997

HIT BATTERS

1.	69	2008
2.	68	2002
3.	64	2001
4.	60	2003
5.	55	2000
6.	52	2009
7.	51	2007
8.	47	2006
9.	47	1999
10.	45	1990

TEAM FIELDING RECORDS

(minimum 100 chances)

FIELDING PERCENTAGE

1.	.978 (1722-629-52)	2006
2.	.974 (1584-609-59)	2007
3.	.973 (1658-692-66)	2003
4.	.973 (1806-614-68)	2005
5.	.972 (1662-666-68)	2008
6.	.970 (1679-648-72)	1996
7.	.968 (2243-636-72)	2009
8.	.967 (1642-678-80)	2004
9.	.966 (958-488-51)	1980
	.966 (707-282-35)	1972

PUTOUTS

1.	1857	2001
2.	1806	2005
3.	1741	1994
4.	1738	1999
5.	1722	2006
6.	1679	1996
7.	1662	2008
8.	1661	2002
9.	1658	2003
10.	1643	1998

ASSISTS

1.	735	1999
2.	700	1983
3.	692	2003
4.	683	2001
5.	678	2004
6.	673	2002
7.	666	2008
8.	653	1986
9.	650	1987
10.	648	1996
	648	1994

ERRORS

1.	133	1990
2.	118	1985
3.	116	1992
4.	114	1986
5.	111	1987
6.	109	1993
7.	105	1998
8.	103	1994
9.	100	1984
10.	89	2001
	89	1999

DOUBLE PLAYS TURNED

1.	61	1998
2.	59	1999
3.	56	2003
	56	2001
5.	54	2006
	54	2002
7.	51	2000
8.	50	1997
	50	1986
10.	48	1994

CAUGHT STEALING BY

1.	40	1992
2.	36	1994
3.	34	1995
	34	1986
5.	32	2001
	32	1993
	32	1991
	32	1990
9.	30	2002
10.	29	1984

RUNNERS PICKED OFF

1.	26	2003
2.	20	2004
	20	2002
4.	15	2009
5.	14	1995
6.	11	2001
	11	1998
8.	8	2007
9.	7	1996
10.	6	2000



The power-hitting combination of Jason Sparks (left) and Chad Sutter (right) helped Tulane set the single-season home run record with 105 homers in 1998 and again the following season with 128. The dynamic duo also helped the 1998 team set season marks in batting average (.340), doubles (168) and slugging percentage (.563).


Year-by-Year Leaders



HITTING

BATTING AVERAGE

1965	.385	David Flettrich
1966	.377	Ronald Scott
1967	.339	William Fitzgerald
1968	.329	William Fitzgerald
1969	.350	William Fitzgerald
1970	.338	Butch Raley
1971	.390	Cary Livingston
1972	.376	Cary Livingston
1973	.323	Bob Whitman, Jr.
1974	.368	John Foto
1975	.360	Barry Butera
1976	.384	John Foto
1977	.351	John Foto
1978	.343	Neal Comarda
1979	.379	Charles Melito
1980	.439	David Stokes
1981	.367	John Zelenka
1982	.378	Gregg Barrios
1983	.360	John Zelenka
1984	.406	Dan Wagner
1985	.398	Dan Wagner
1986	.376	Dan Wagner
1987	.392	William Rapp
1988	.399	Elliott Quinones
1989	.321	Lauren Flores
1990	.328	Bryan Brown
1991	.327	Bryan Brown
1992	.345	Thomas Marton
1993	.352	Larry Schneider
1994	.395	Clint Allen
1995	.357	Blake Martensen
1996	.353	Jason Fitzgerald
1997	.387	Jason Fitzgerald
1998	.392	Chad Sutter
1999	.393	Chad Sutter
2000	.388	Jake Gautreau
2001	.395	Andy Cannizaro
2002	.400	James Jurries
2003	.420	Michael Aubrey
2004	.370	Matt Barket
2005	.359	Mich Owings
2006	.382	Warren McFadden
2007	.329	Brad Emaus
2008	.322	Anthony Scelfo
2009	.353	Rob Segedin
		Josh Prince



John Zelenka became the first person in Tulane history to lead the Green Wave in hits in three consecutive seasons, posting 83 hits in 1981, 79 in 1982 and 87 in 1983.

HITS

1965	37	David Flettrich
1966	31	Michael Roos
1967	25	Ronald Scott
1968	16	William Fitzgerald & Stephen Martin
1969	25	Wayne Franciques
1970	25	Butch Raley
1971	39	Cary Livingston
1972	38	Cary Livingston
1973	31	Bob Whitman, Jr.
1974	43	John Foto
1975	49	Barry Butera
1976	56	John Foto
1977	54	John Foto
1978	47	Neal Comarda
1979	61	Charles Melito
1980	61	David Stokes
1981	83	John Zelenka
1982	79	John Zelenka
1983	87	John Zelenka
1984	89	Dan Wagner
1985	90	Dan Wagner
1986	96	Dan Wagner
1987	86	David Smith
1988	75	Elliott Quinones
1989	59	Lauren Flores
1990	63	Bryan Brown
1991	58	Bryan Brown
1992	78	Thomas Marton
1993	62	Larry Schneider
1994	87	Clint Allen
1995	78	Blake Martensen


1966	89	Jason Fitzgerald
1967	92	Jason Fitzgerald
1968	104	Brian Hughes
1969	104	James Jurries
2000	95	Jake Gautreau
2001	118	Andy Cannizaro
2002	96	James Jurries
2003	102	Michael Aubrey
2004	88	Matt Barket
2005	100	Tommy Manzella
2006	91	Warren McFadden
2007	77	Tim Guidry
2008	75	Rob Segedin
2009	77	Josh Prince

RUNS

1965	21	David Flettrich
1966	30	Michael Roos
1967	15	Michael Roos & Ronald Scott
1968	10	John Arthurs
1969	14	Wayne Franciques & Glenn Pisarich
1970	18	Glenn Pisarich
1971	20	Curtis Zimmerman
1972	28	Cary Livingston
1973	18	Bryan Martiny & Bob Whitman, Jr.
1974	37	John Foto
1975	38	John Foto
1976	31	John Foto
1977	43	John Foto
1978	41	Brian Butera
1979	43	Charles Melito
1980	39	Karl Scheuermann
1981	62	John Olsen
1982	53	John Zelenka
1983	62	Dan Wagner
1984	73	Gen Fourmaux
1985	78	William Rapp
1986	81	William Rapp
1987	70	David Smith
1988	60	Lauren Flores & Elliott Quinones
1989	58	Lauren Flores
1990	47	Bryan Brown
1991	42	Carlos Rodriguez
1992	59	Thomas Marton
1993	47	Brad Burckel
1994	53	Carlos Rodriguez
1995	52	Kris Didion
1996	65	Brian Hughes
1997	75	Craig Brown
1998	84	Jason Sparks
1999	90	James Jurries
2000	69	James Jurries
2001	82	Jake Gautreau
2002	77	James Jurries
2003	76	Jonny Kaplan
2004	65	Joe Holland
2005	80	Nathan Southard
2006	61	Mark Hamilton
2007	43	Brad Emaus
2008	72	Anthony Scelfo
2009	57	Seth Henry

DOUBLES

1965	3	Larry J. Schneider
1966	--	
1967	--	
1968	--	
1969	7	Wayne Franciques
1970	3	Cary Livingston, Butch Raley & Edward Reese
1971	8	Cary Livingston
1972	7	Donald Hartman, Cary Livingston & Bryan Martiny
1973	8	Bob Whitman, Jr.
1974	7	Bryan Martiny
1975	7	Barry Butera
1976	9	James Gaudet
1977	11	John Foto
1978	8	Mark Maher
1979	13	Charles Melito
1980	14	David Stokes
1981	20	John Olsen
1982	15	Eric Lane
1983	15	Thomas Mathews & Dan Wagner
1984	19	Dan Wagner
1985	14	Tookie Spann
1986	26	Dan Wagner
1987	16	Ronnie Brown & Tookie Spann
1988	16	Ronnie Brown
1989	10	Ronnie Brown, Darrin Dares & Richard Parker
1990	18	Bryan Brown
1991	13	Bryan Brown
1992	14	Mike Triessl
1993	19	Brian Forest
1994	19	Clint Allen
1995	21	Clint Allen
1996	28	Jason Fitzgerald
1997	23	Brian Hughes
1998	29	Brian Hughes
1999	22	James Jurries
2000	20	Jake Gautreau & James Jurries
2001	34	Andy Cannizaro
2002	18	Jonny Kaplan
2003	20	Michael Aubrey & Tommy Manzella
2004	19	Joe Holland
2005	24	Tommy Manzella & Nathan Southard
2006	14	Warren McFadden
2007	24	Warren McFadden
2008	18	Seth Henry & Rob Segedin
2009	18	Seth Henry



A first-round draft pick of the Houston Astros as a pitcher, Brian Bogusevic also did his share of damage at the plate where he led the Green Wave in triples in both 2003 and 2004.

TRIPLES

1965	3	David Flettrich
1966	--	
1967	--	
1968	--	
1969	2	William Fitzgerald
1970	2	Cary Livingston, Anthony Niel & Butch Raley
1971	2	Gary Bernard
1972	3	Gary Bernard
1973	1	Raoul Barrios, Marlin Rogers & Curtis Zimmerman
1974	3	James Gaudet
1975	4	Barry Butera
1976	2	Raoul Barrios
1977	3	John Foto & Charles Melito
1978	2	Brian Butera & William Gaudet
1979	3	David Stokes
1980	3	Sam Dozier
1981	4	Mar Desjardins, Reggie Regimelli & John Zelenka
1982	2	Gregg Barrios, Gregory Deloune & Eric Lane, Thomas Mathews & John Zelenka
1983	5	Gregg Barrios
1984	7	Dan Wagner
1985	3	William Rapp
1986	5	Dan Wagner
1987	5	David Smith
1988	2	Lauren Flores & Richard Parker
1989	4	Bryan Brown & Lauren Flores
1990	3	Bryan Brown
1991	9	Thomas Marton
1992	5	Thomas Marton
1993	4	Brad Burckel
1994	2	Brian Forest & Carlos Rodriguez
1995	4	Kris Didion & Brian Hughes
1996	4	Craig Brown & Mike Pursell
1997	4	Jason Fitzgerald
1998	3	Mike Pursell
1999	4	James Jurries
2000	3	Andy Cannizaro
2001	4	Michael Aubrey & Matt Graff
2002	4	James Jurries
2003	4	Brian Bogusevic
2004	4	Brian Bogusevic
2005	4	Mich Owings
2006	4	Matt Risser
2007	4	Ajo Barto
2008	7	Anthony Scelfo
2009	4	Josh Prince

HOME RUNS

1965	3	David Flettrich
1966	2	George Ditto, Ronald Scott & Toby Walkott
1967	3	Stephen Martin
1968	1	William Fitzgerald & Stephen Martin
1969	4	Wayne Franciques
1970	3	Cary Livingston & Glenn Pisarich
1971	3	Curtis Zimmerman
1972	4	Donald Hartman & Curtis Zimmerman
1973	4	Bryan Martiny
1974	6	Bryan Martiny
1975	4	Bryan Martiny
1976	8	James Gaudet
1977	11	Barry Butera
1978	10	Mark Maher
1979	11	Charles Melito
1980	6	David Stokes
1981	15	John Olsen
1982	10	Eric Lane
1983	20	Thomas Mathews
1984	19	Thomas Mathews
1985	16	Dan Wagner
1986	15	Dan Wagner
1987	19	Tookie Spann
1988	21	Tookie Spann
1989	10	Darrin Dares
1990	12	Matty Posey
1991	11	Bryan Brown
1992	16	Larry Schneider
1993	9	Larry Schneider
1994	10	Larry Schneider
1995	8	Clint Allen
1996	16	Chad Sutter
1997	23	Chad Sutter

1998	30	Jason Sparks
1999	23	Chad Sutter
2000	16	Jake Gautreau
2001	21	Jake Gautreau
2002	20	James Jurries
2003	18	Michael Aubrey
2004	11	Greg Dini
2005	18	Mich Owings
2006	20	Mark Hamilton
2007	6	Ajo Barto
2008	12	Anthony Scelfo
2009	16	Sam Honeck

RBI

1965	21	Larry J. Schneider
1966	30	Ronald Scott
1967	15	William Fitzgerald
1968	9	Wayne Franciques
1969	12	Wayne Franciques
1970	16	Cary Livingston
1971	18	Butch Raley
1972	21	Cary Livingston
1973	17	Bob Whitman, Jr.
1974	32	Bryan Martiny
1975	29	Barry Butera
1976	45	James Gaudet
1977	41	Barry Butera
1978	40	Charles Melito
1979	45	Charles Melito
1980	44	David Stokes
1981	55	John Zelenka
1982	50	Eric Lane
1983	71	Thomas Mathews
1984	75	Thomas Mathews & Dan Wagner
1985	69	Dan Wagner
1986	76	Dan Wagner
1987	82	Tookie Spann
1988	73	Tookie Spann
1989	51	Darrin Dares
1990	51	Matty Posey
1991	43	Bryan Brown
1992	57	Marc Triessl
1993	40	Larry Schneider
1994	57	Larry Schneider
1995	50	Clint Allen
1996	67	Chad Sutter
1997	79	Jason Fitzgerald
1998	90	Jason Sparks
1999	87	Chad Sutter
2000	68	Jake Gautreau
2001	96	Jake Gautreau
2002	74	James Jurries
2003	79	Michael Aubrey
2004	68	Brian Bogusevic
2005	65	Mich Owings
2006	69	Mark Hamilton
2007	38	Tim Guidry
2008	59	Rob Segedin
2009	70	Sam Honeck

SLUGGING PERCENTAGE

1965	.537	David Flettrich
1966	.455	Ronald Scott
1967	.441	William Fitzgerald
1968	.271	William Fitzgerald
1969	.603	Wayne Franciques
1970	.473	Wayne Franciques
1971	.530	Cary Livingston
1972	.567	Donald Hartman
1973	.406	Bob Whitman, Jr.
1974	.532	Bryan Martiny
1975	.537	Barry Butera
1976	.560	James Gaudet
1977	.616	Barry Butera
1978	.617	Mark Maher
1979	.689	Charles Melito
1980	.698	David Stokes

1981	668	John Olsen
1982	616	Gregg Barrios
1983	740	Thomas Mathews
1984	763	Dan Wagner
1985	673	Dan Wagner
1986	694	Dan Wagner
1987	724	Tookie Spann
1988	809	Tookie Spann
1989	514	Darrin Dares
1990	594	Bryan Brown
1991	616	Bryan Brown
1992	609	Larry Schneider
1993	574	Larry Schneider
1994	586	Clint Allen
1995	517	Clint Allen
1996	579	Jason Fitzgerald
1997	739	Jason Fitzgerald
1998	846	Jason Sparks
1999	732	Chad Sutter
2000	682	Jake Gautreau
2001	659	Jake Gautreau
2002	750	James Jurries
2003	733	Michael Aubrey
2004	575	Greg Dini
2005	733	Mich Owings
2006	643	Mark Hamilton
2007	451	Ajo Barto
2008	578	Anthony Scelfo
2009	630	Sam Honeck

WALKS

1965	17	George Booker
1966	--	
1967	--	
1968	10	Wayne Franciques
1969	18	Glenn Pisarich
1970	18	Glenn Pisarich
1971	20	Gary Bernard
1972	32	Donald Hartman
1973	23	Raoul Barrios
1974	25	Bryan Brown
1975	28	John Foto
1976	34	Raoul Barrios
1977	29	



Year-by-Year Leaders

STRIKEOUTS

1965	22	Raymond Nord
1966
1967
1968	18	John Arthurs
1969	17	Martin Donavan
1970	17	Glenn Pisarcich
1971	21	Donald Hartman
1972	25	Bryan Martiny
1973	24	Bryan Martiny
1974	24	Donald Hartman
1975	21	Bryan Martiny
1976	21	Larry Cabociras
1977	31	Mickey Reiff
1978	23	Mark Maher
1979	23	Larry Cabociras
1980	17	Kenneth Reiff
1981	30	William Vogt
1982	35	Gregory Delaune
1983	32	Dan Wagner
1984	26	Camille Lefort
1985	38	Camille Lefort
1986	29	William Rapp
1987	44	Richard Parker
1988	39	Fred Levenson
1989	35	Richard Parker
1990	45	Darrin Dares
1991	45	Thomas Mortan
1992	52	Brad Burckel
1993	51	Brad Burckel
1994	49	Brad Burckel
1995	48	Blaque Martensen
1996	55	Michael Johns
1997	48	Chad Sotter
1998	56	Jason Sparks
1999	65	Jake Burtham
2000	35	James Jurries
2001	41	Jake Gutreau
2002	45	Brooks Shankle
2003	49	Tommy Manzella
2004	50	Matt Barkef
2005	52	Michal Owings
2006	48	Warren McFadden
2007	56	Aja Barto
2008	54	Jared Dyer
2009	47	Sam Honick

STOLEN BASES

1965	14	David Fletrich
1966
1967	5	Michael Roos
1968	4	Wayne Franciques
1969	7	Wayne Franciques
1970	4	Glenn Pisarcich
1971	5	Gary Bernard
1972	7	Bryan Martiny
1973	10	Gary Koney
1974	28	John Foto
1975	21	John Foto
1976	18	John Foto
1977	13	John Foto
1978	16	Wilbur Babin
1979	11	Karl Scheuermann
1980	12	Kenneth Reiff
1981	19	Reggie Reginelli
1982	22	John Zelenka
1983	14	Glen Fourmaux
1984	37	Glen Fourmaux
1985	19	Joseph Mahoney
1986	43	William Rapp
1987	17	William Rapp & David Smith
1988	10	Lauren Flores
1989	18	Elliott Quinones
1990	6	Bryan Brown
1991	20	Bryan Brown
1992	19	Thomas Mortan
1993	14	Lance Licciardi
1994	13	Brian Forest
1995	24	Kris Didion
1996	32	Brian Hughes
1997	22	Craig Brown
1998	35	Brian Hughes
1999	31	Andy Cannizaro
2000	20	Andy Cannizaro
2001	52	Andy Cannizaro
2002	30	James Jurries & Jonny Kaplan
2003	48	Jonny Kaplan
2004	13	Matt Barkef
2005	21	Tommy Manzella
2006	27	Nathan Southard
2007	9	Car Everatt
2008	21	Anthony Scaffo
2009	48	Josh Prince

PITCHING

APPEARANCES


1965	11	John Olagues
1966	12	John Olagues
1967	8	David Andigan
1968	10	David Andigan
1969	9	Robert Thomas
1970	10	Robert Thomas & Christopher Winter
1971	11	Robert Thomas
1972	12	John Ryan
1973	14	Kenneth Cronin
1974	11	Vincent DeGroulto
1975	14	Steve Mura
1976	13	Vincent DeGroulto
1977	15	Kenneth Franciques & Barry Hebert
1978	15	Joseph Tkac
1979	16	Kenneth Franciques
1980	14	Joe Pursell
1981	17	Paul Fitch & William Kampen
1982	19	Marc Desjardins
1983	22	Marc Desjardins
1984	21	Marc Desjardins
1985	21	Kevin Manhat
1986	32	Thomas Little
1987	26	Gerald Alexander
1988	19	Gerald Alexander
1989	17	Steve Rowley
1990	25	Chris Smigliani
1991	22	Juan Ibieta
1992	23	Juan Ibieta & Mike Romano
1993	25	Brian Gibbs
1994	34	Brian Gibbs
1995	24	Todd Ardain
1996	29	Jack Cressend
1997	28	Todd Ardain
1998	32	Todd Ardain
1999	41	Brandon Belanger
2000	31	Brandon Belanger
2001	24	Barth Melius
2002	29	Joey Charron
2003	39	Joey Charron
2004	28	Joey Charron
2005	31	Daniel Latham
2006	35	Daniel Latham
2007	29	Daniel Latham
2008	26	Mason Griffin
2009	22	Nick Peppone

WINS

1965	5	Louis Blanda, Jr. & John Olagues
1966	7	John Olagues
1967	2	John Arthurs, Bobby Duhon
1968	5	David Andigan
1969	5	Christopher Winter
1970	7	Christopher Winter
1971	5	Robert Thomas & Christopher Winter
1972	7	Anthony Beaulieu
1973	4	Kenneth Cronin & John Ryan
1974	6	John Ryan
1975	10	Steve Mura
1976	8	Steve Mura
1977	9	Vincent DeGroulto & Kenneth Franciques
1978	7	Joseph Tkac
1979	13	Kenneth Franciques
1980	8	William Kampen
1981	8	Brian Migliore
1982	9	Marc Desjardins
1983	12	Marc Desjardins
1984	11	Marc Desjardins
1985	9	Mike Borgatti
1986	11	Sam Amarena
1987	13	Rickey Pursell
1988	11	Gerald Alexander
1989	8	Steve Rowley
1990	5	Chris Smigliani
1991	8	Juan Ibieta, Mike Romano & Ivan Zweig
1992	17	Mike Romano
1993	6	Mike Romano
1994	11	David Stewart
1995	6	Scott Bell & Jack Cressend
1996	11	Jason Navarro
1997	12	Jason Navarro
1998	13	Josh Bobbitt
1999	13	Jared Berkowitz
2000	12	Jared Berkowitz
2001	10	Barth Melius
2002	10	Nick Bourgeois
2003	9	Cory Hahn
2004	9	Brian Boguevic
2005	13	Brian Boguevic
2006	9	Billy Mohl
2007	8	Matt Goebel & Sean Morgan
2008	9	Shooter Hunt
2009	8	Conrad Flynn

SAVES

1973	1	Donald Christian & John Ryan
1974	1	Kenneth Cronin, Vincent DeGroulto, John Kuhlman & John Ryan
1975	1	Vincent DeGroulto, John Kuhlman & Steve Mura
1976
1977	2	Barry Hebert
1978
1979
1980
1981



One of several junior college transfers to flourish at Tulane, Henry Bonilla led the team in innings pitched and strikeouts both seasons he donned a Green Wave uniform. Bonilla posted 131 strikeouts in 124.0 innings of work as a junior in 1999 and followed that up with 106 punchouts in 119.1 frames as a senior in 2000.

1982
1983
1984	2	Marc Desjardins, Ricky Pursell & Brian Shearman
1985	2	Sam Amarena & Barry Grinnell
1986	8	Thomas Little
1987	4	Gerald Alexander
1988	4	Gerald Alexander
1989	1	Gerald Alexander, James Farrell, Henri Saunders & Chris Smigliani
1990	2	Chris Smigliani
1991	6	Juan Ibieta
1992	3	Juan Ibieta
1993	3	Juan Ibieta
1994	10	Brian Gibbs
1995	5	Todd Ardain
1996	5	Todd Ardain
1997	4	Todd Ardain
1998	6	Todd Ardain
1999	16	Brandon Belanger
2000	11	Brandon Belanger
2001	4	Barth Melius
2002	9	Joey Charron
2003	12	Joey Charron
2004	6	Daniel Latham
2005	13	Daniel Latham
2006	14	Daniel Latham
2007	10	Daniel Latham
2008	7	Mason Griffin
2009	9	Nick Peppone

EARNED RUN AVERAGE

1965	1.94	John Olagues
1966	1.99	John Olagues
1967	2.82	Bobby Duhon
1968	2.04	David Andigan
1969	1.43	Christopher Winter
1970	1.60	Stephan Walton
1971	1.12	Christopher Winter
1972	1.22	Edward Bernard
1973	2.84	Edward Bernard
1974	2.56	Vincent DeGroulto
1975	1.33	Steve Mura
1976	1.40	Steve Mura
1977	3.12	Jack Snell
1978	3.01	Joseph Tkac
1979	1.95	Kenneth Franciques
1980	1.70	William Kampen
1981	4.56	William Kampen
1982	3.59	Marc Desjardins
1983	2.96	Brian Migliore
1984	3.97	Marc Desjardins
1985	2.39	Mike Borgatti
1986	2.33	Thomas Little
1987	3.47	Gerald Alexander
1988	3.41	Gerald Alexander
1989	3.57	Glen Sheuermann
1990	5.44	Jeff Blum
1991	2.85	Ivan Zweig
1992	2.40	Mike Romano
1993	3.82	Mike Romano
1994	1.98	Brian Gibbs
1995	3.77	Jared Robinson

1996	3.30	Jason Navarro
1997	2.00	Jason Navarro
1998	2.78	Raul Echeverez
1999	2.59	Brandon Belanger
2000	3.77	Jared Berkowitz
2001	3.51	Matt Foster
2002	3.27	Nick Bourgeois
2003	3.07	Cory Hahn
2004	3.39	J.R. Crowl
2005	3.25	Brian Boguevic
2006	3.51	Sean Morgan
2007	2.62	Shooter Hunt
2008	2.68	Shooter Hunt
2009	3.93	Conrad Flynn

INNINGS PITCHED

1965	83.1	John Olagues
1966	86.0	John Olagues
1967	47.2	Donald Simpson
1968	61.2	David Andigan
1969	37.2	Christopher Winter
1970	63.0	Christopher Winter
1971	79.0	Robert Thomas
1972	66.2	Edward Bernard
1973	67.0	Kenneth Cronin
1974	65.2	Steve Mura
1975	101.2	Steve Mura
1976	96.1	Steve Mura
1977	86.1	Kenneth Franciques
1978	70.1	Frank Willis
1979	115.1	Kenneth Franciques
1980	73.1	Joe Pursell
1981	91.0	Brian Migliore
1982	95.1	Jack Catonese
1983	122.1	Marc Desjardins
1984	120.0	Marc Desjardins
1985	91.1	Thomas Little
1986	128.0	Mike Borgatti
1987	153.1	Sam Amarena
1988	126.2	Gerald Alexander
1989	96.1	Steve Rowley
1990	101.0	Henri Saunders
1991	120.0	Ivan Zweig
1992	165.1	Mike Romano
1993	122.2	Mike Romano
1994	93.0	Robbie Conway & David Stewart
1995	75.1	Alex Lontayo
1996	102.2	Jack Cressend
1997	112.1	Jason Navarro
1998	116.2	Josh Bobbitt
1999	124.0	Henry Bonilla
2000	119.1	Henry Bonilla
2001	101.2	Barth Melius
2002	115.2	Nick Bourgeois
2003	106.0	J.R. Crowl
2004	111.2	Brian Boguevic
2005	130.1	Brian Boguevic
2006	118.0	Sean Morgan
2007	103.0	Sean Morgan
2008	100.2	Shooter Hunt
2009	87.0	Conrad Flynn


STRIKEOUTS

1965	136	John Olagues
1966	128	John Olagues
1967	24	John Arthurs
1968	51	David Andigan
1969	34	Robert Thomas
1970	46	Robert Thomas
1971	54	Robert Thomas
1972	77	Edward Bernard
1973	55	Edward Bernard
1974	46	Vincent DeGroulto
1975	106	Steve Mura
1976	158	Steve Mura
1977	77	Jack Snell
1978	43	Frank Willis
1979	104	Kenneth Franciques
1980	75	Frank Willis
1981	56	Brian Migliore
1982	54	Jack Catonese
1983	62	Marc Desjardins
1984	58	Marc Desjardins
1985	85	Thomas Little
1986	96	Sam Amarena
1987	122	Sam Amarena
1988	151	Gerald Alexander
1989	67	Gerald Alexander
1990	43	Henri Saunders
1991	146	Ivan Zweig
1992	174	Mike Romano
1993	128	Mike Romano
1994	110	Todd Dyess
1995	83	Jack Cressend
1996	123	Jack Cressend
1997	135	Jason Navarro
1998	133	Josh Bobbitt
1999	131	Henry Bonilla
2000	104	Henry Bonilla
2001	74	Matt Foster
2002	114	Nick Bourgeois
2003	73	J.R. Crowl
2004	84	Brian Boguevic
2005	135	Michal Owings
2006	125	Sean Morgan
2007	122	Shooter Hunt
2008	126	Shooter Hunt
2009	61	Aaron Loop

WALKS ALLOWED

1965	43	John Olagues
1966	62	John Olagues
1967	27	Gregorio Ditta
1968	30	David Andigan
1969	12	James Tillet & Christopher Winter
1970	21	Christopher Winter
1971	28	Robert Thomas
1972	24	John Ryan
1973	33	Edward Bernard
1974	32	Steve Mura
1975	40	Kenneth Cronin
1976	54	Steve Mura
1977	58	Jack Snell
1978	64	Joseph Tkac
1979	49	Joseph Tkac
1980	44	Frank Willis
1981	46	William Kampen
1982	43	Jack Catonese
1983	51	Marc Desjardins
1984	48	Marc Desjardins
1985	40	Mike Borgatti
1986	48	Sam Amarena
1987	5	

Year-by-Year Leaders



One of the most dominant pitchers in all of college baseball during his senior season, Kenneth Francigues led the team in appearances (16), wins (13), ERA (1.95), innings pitched (115.1) and strikeouts (104) in 1979.

1981	90	Brian Migliore & Scott Murphy
1982	89	Marc Desjardins
1983	138	Marc Desjardins
1984	134	Marc Desjardins
1985	108	Barry Grinnell
1986	130	Mike Borgatti
1987	128	Sam Amarena
1988	104	Gerald Alexander
1989	109	Steve Rowley
1990	140	Henri Saunders
1991	88	David Welch
1992	134	Mike Romano
1993	118	Mike Romano
1994	121	David Stewart
1995	76	Jack Cressend
1996	111	Scott Bell
1997	99	Jared Berkowitz
1998	105	Josh Bobbitt
1999	133	Jared Berkowitz
2000	145	Henry Bonilla
2001	115	Barth Melius
2002	115	Beau Richardson
2003	106	J.R. Crowel
2004	128	Brian Bogusevic
2005	130	Brian Bogusevic
2006	123	Brandon Games
2007	103	Brandon Games
2008	68	Jonathan Garrett
2009	91	Conrad Flynn

RUNS ALLOWED

1965	27	John Olagues
1966	39	John Olagues
1967	33	Donald Simpson
1968	20	David Andignac
1969	11	David Andignac & Robert Thomas
1970	21	Christopher Winter
1971	28	Robert Thomas
1972	20	Kenneth Cronin
1973	31	Kenneth Cronin
1974	32	Anthony Beaulieu
1975	25	Kenneth Cronin
1976	28	Vincent DeGrouotola
1977	48	Kenneth Francigues
1978	46	Joseph Tkac
1979	54	Frank Willis
1980	37	Frank Willis
1981	54	Brian Migliore
1982	53	Jack Catanesse
1983	67	Marc Desjardins
1984	66	Marc Desjardins
1985	77	Barry Grinnell
1986	69	Mike Borgatti
1987	84	Sam Amarena
1988	61	Gerald Alexander
1989	73	Steve Rowley
1990	103	Henri Saunders
1991	54	Mike Romano & David Welch
1992	76	Ivan Zweig
1993	80	Mike Romano
1994	78	Robbie Conway
1995	47	Scott Williamson
1996	52	Scott Bell
1997	49	Alex Lontayo
1998	54	Josh Bobbitt
1999	65	Jared Berkowitz

2000	90	Henry Bonilla
2001	72	Barth Melius
2002	71	Beau Richardson
2003	50	J.R. Crowel
2004	55	Brian Bogusevic
2005	55	Brian Bogusevic
2006	69	Brandon Games
2007	51	Sean Morgan
2008	44	Jonathan Garrett
2009	47	Conrad Flynn

EARNED RUNS ALLOWED

1965	18	John Olagues
1966	19	John Olagues
1967	28	Donald Simpson
1968	14	David Andignac
1969	8	Robert Thomas
1970	18	Christopher Winter
1971	19	Robert Thomas
1972	15	Kenneth Cronin
1973	27	Kenneth Cronin
1974	26	Kenneth Cronin
1975	25	Kenneth Cronin
1976	21	Vincent DeGrouotola
1977	43	Kenneth Francigues
1978	36	Kenneth Francigues
1979	29	Frank Willis
1980	26	Michael Maack
1981	48	Brian Migliore
1982	40	Jack Catanesse
1983	55	Marc Desjardins
1984	53	Marc Desjardins & Barry Grinnell
1985	63	Barry Grinnell
1986	61	Mike Borgatti
1987	62	Sam Amarena
1988	48	Gerald Alexander
1989	56	Steve Rowley
1990	74	Henri Saunders
1991	47	Mike Romano & David Welch
1992	60	Ivan Zweig
1993	52	Mike Romano
1994	61	Robbie Conway & Todd Dyess
1995	40	Scott Williamson
1996	45	Alex Lontayo
1997	37	Scott Bell
1998	48	Scott Bell
1999	52	Jared Berkowitz
2000	70	Henry Bonilla
2001	68	Barth Melius
2002	57	Beau Richardson
2003	40	J.R. Crowel
2004	52	Brian Bogusevic
2005	50	J.R. Crowel
2006	57	Brandon Games
2007	47	Sean Morgan
2008	41	Jonathan Garrett
2009	38	Conrad Flynn, Matt Pettion & Aaron Loup

OPPONENT BATTING AVERAGE

1992	.220	Mike Romano
1993	.240	Todd Dyess
1994	.240	Todd Dyess
1995	.233	Alex Lontayo
1996	.242	Jason Navarro

1997	203	Jason Navarro
1998	236	Josh Bobbitt
1999	259	Brandon Belanger
2000	264	Dan O'Gara
2001	267	Beau Richardson
2002	229	Nick Bourgeois
2003	262	J.R. Crowel
2004	265	Daniel Latham
2005	228	Micha Owings
2006	222	Sean Morgan
2007	232	Shooter Hunt
2008	175	Shooter Hunt
2009	236	Josh Zeid

COMPLETE GAMES

1965	5	Louis Blanda, Jr. & John Olagues
1966	4	John Olagues
1967	8	Donald Simpson
1968	8	David Andignac
1969	3	Christopher Winter
1970	5	Christopher Winter
1971	11	Robert Thomas
1972	9	Edward Bernard
1973	4	Anthony Beaulieu & Edward Bernard
1974	6	Steve Mura
1975	11	Steve Mura
1976	10	Steve Mura
1977	7	Kenneth Francigues
1978	7	Joseph Tkac
1979	11	Kenneth Francigues
1980	4	William Kampen & Joe Parsell
1981	7	Paul Fitch & Brian Migliore
1982	7	Marc Desjardins
1983	10	Marc Desjardins
1984	10	Marc Desjardins
1985	8	Mike Borgatti
1986	8	Sam Amarena
1987	10	Sam Amarena
1988	12	Gerald Alexander
1989	7	Steve Rowley
1990	5	Henri Saunders
1991	9	Ivan Zweig
1992	15	Mike Romano
1993	7	Mike Romano
1994	2	Robbie Conway & Todd Dyess
1995	2	Alex Lontayo
1996	4	Jack Cressend
1997	4	Jason Navarro
1998	5	Josh Bobbitt
1999	4	Jared Berkowitz & Henry Bonilla
2000	4	Jared Berkowitz & Henry Bonilla
2001	2	Matt Fester
2002	3	Beau Richardson
2003	2	J.R. Crowel & Billy Mohl
2004	3	Brian Bogusevic & J.R. Crowel
2005	2	Brian Bogusevic
2006	1	Brandon Games & Sean Morgan
2007	2	Brandon Games
2008	1	Jonathan Garrett & Matt Pettion
2009	3	Conrad Flynn


DEFENSE

PUTOUTS

1965	147	George Booker
1966	---	---
1967	100	John Arthurs
1968	179	John Arthurs
1969	105	William Fitzgerald
1970	136	Butch Raley
1971	148	Butch Raley
1972	169	Gary Ray
1973	211	Gary Zimmerman
1974	240	David Seay
1975	298	David Seay
1976	345	James Gaudet
1977	280	Mark Maher
1978	260	Charles Melito
1979	341	Charles Melito
1980	307	Carlos Cambo
1981	290	Carlos Cambo
1982	389	Thomas Mathews
1983	514	Thomas Mathews
1984	475	Thomas Mathews
1985	496	John Reich
1986	427	John Reich
1987	516	Brian Reaney
1988	276	Darrin Dares
1989	---	---
1990	236	Mary Posey
1991	366	Larry Schneider
1992	473	Larry Schneider
1993	341	Larry Schneider
1994	476	Larry Schneider
1995	442	Clint Allen
1996	525	Keith Graffagnini
1997	460	Chad Sutter
1998	482	Keith Graffagnini
1999	513	Mickey McKee
2000	404	Nick Herz
2001	397	James Jarriss
2002	291	Michael Aubrey
2003	582	Michael Aubrey
2004	435	Greg Dini
2005	547	Greg Dini
2006	556	Mark Hamilton
2007	402	Tim Guidry
2008	525	Sam Honeck
2009	509	Sam Honeck

ASSISTS

1965	48	Larry J. Schneider
1966	---	---
1967	58	Ronald Scott
1968	59	Wayne Franciques
1969	59	Wayne Franciques
1970	55	Martin Donovan
1971	83	Gary Bernard
1972	69	Gary Bernard
1973	79	Gary Bernard
1974	85	Raoul Barrios
1975	103	Barry Butera
1976	76	Raoul Barrios & Ronald Marcomb
1977	91	Barry Butera
1978	97	David Stokes
1979	97	William Vogt
1980	104	David Stokes
1981	165	William Vogt
1982	190	Glen Fourmaux
1983	233	Glen Fourmaux
1984	175	Glen Fourmaux
1985	140	Ronald Marigny
1986	152	Troy Mitchell
1987	156	Troy Mitchell
1988	109	Ronnie Brown
1989	---	---
1990	159	Andy Sheets
1991	139	Rick Chanove
1992	134	Brad Burckel
1993	141	Rick Chanove
1994	173	Blake Martensen
1995	147	Blake Martensen
1996	182	Michael Johns
1997	140	Michael Johns
1998	186	Andy Camizaro
1999	186	James Jarriss
2000	182	Andy Camizaro
2001	181	Andy Camizaro
2002	135	Tommy Manzella
2003	204	Tony Giaratano
2004	185	Tommy Manzella
2005	178	Tommy Manzella
2006	185	Cat Everett
2007	153	Cat Everett
2008	173	Seth Henry
2009	173	Seth Henry



Shortstop Glenn Fourmaux is one of two players in Tulane baseball history to lead the team in assists three consecutive seasons. He posted 190 assists in 1982, 233 assists in 1983 and 175 in 1984.

INTRODUCTION

TULANE STAFF

THE GREEN WAVE

2009 REVIEW

THIS IS TULANE

HISTORY



Year-by-Year Team Stats



INTRODUCTION

TULANE STAFF

THE GREEN WAVE

2009 REVIEW

THIS IS TULANE

HISTORY

HITTING

Year	Avg	GP-GS	AB	R	H	2B	3B	HR	RBI	TB	SLG%	BB	HBP	SO	GDP	OB%	SF	SH	SB-ATT	PO	A	E	FLD%
1965	.248	25-25	822	138	204	20	9	13	120	281	.342	117	9	157	--	.346	6	30	36-NA	662	211	47	.949
1966	.290	24-24	792	182	230	--	12	153	---	---	---	--	--	--	--	---	--	--	NA-NA	---	---	---	---
1967	.239	20-20	658	98	157	--	--	13	91	---	---	--	--	--	--	---	--	--	13-NA	524	216	39	.950
1968	.200	20-20	609	54	122	--	--	2	45	---	---	70	3	134	--	---	--	--	17-NA	489	193	35	.951
1969	.263	18-18	586	86	154	21	4	10	74	213	.363	63	6	93	--	---	--	--	19-NA	466	211	36	.950
1970	.249	22-22	667	98	166	14	8	10	80	226	.339	89	9	109	--	---	--	--	14-NA	572	231	40	.953
1971	.244	26-26	816	107	199	35	4	8	92	266	.326	111	2	141	--	---	--	--	19-NA	660	271	47	.952
1972	.256	29-29	866	179	222	46	6	18	146	334	.386	162	5	131	--	---	--	--	22-NA	707	282	35	.966
1973	.243	28-28	843	129	205	23	3	10	107	264	.313	118	12	155	--	---	--	--	21-NA	694	258	40	.960
1974	.290	33-33	1049	222	304	30	7	16	170	396	.378	184	16	142	--	---	--	--	65-NA	813	362	69	.945
1975	.275	36-36	1102	195	303	39	8	14	164	400	.363	167	--	108	--	---	--	--	71-NA	887	399	58	.957
1976	.276	39-39	1189	199	328	36	7	16	166	426	.358	155	--	139	--	---	--	--	47-NA	958	343	52	.962
1977	.288	42-42	1316	279	379	64	14	49	254	618	.470	221	--	187	--	---	--	--	50-NA	1047	396	71	.953
1978	.276	43-43	1271	285	351	38	6	40	245	520	.410	253	18	173	--	.400	14	16	56-NA	1000	425	90	.941
1979	.295	48-48	1403	298	414	58	8	42	268	614	.438	224	20	151	--	.396	14	21	55-NA	1112	459	76	.954
1980	.337	41-41	1210	267	408	64	13	30	243	588	.486	192	28	123	--	.432	24	14	60-NA	958	488	51	.966
1981	.323	63-63	1991	484	643	110	27	63	429	996	.500	316	22	196	--	---	--	--	70-NA	1384	546	78	.961
1982	.324	57-57	1749	417	567	98	12	59	379	866	.495	265	20	183	--	---	--	--	91-NA	1295	646	78	.961
1983	.325	62-62	1892	512	614	107	21	82	442	1009	.533	359	17	205	--	.430	34	6	71-95	1420	700	97	.956
1984	.307	58-58	1785	485	584	118	14	70	420	904	.506	398	18	211	58	.432	28	15	121-139	1358	630	100	.952
1985	.326	60-60	1956	518	637	102	12	61	456	946	.484	318	36	275	49	.424	30	17	96-119	1416	573	118	.944
1986	.314	64-64	2114	563	664	133	18	61	482	1016	.481	381	27	269	26	.418	44	23	129-158	1581	653	114	.951
1987	.308	62-62	2022	479	623	114	13	65	431	958	.474	382	7	313	52	.416	24	30	129-158	1581	653	114	.951
1988	.293	50-50	1594	358	467	90	7	44	306	703	.441	291	21	295	--	.404	22	16	32-46	1206	428	61	.964
1989	.260	53-53	1628	291	423	75	14	27	243	607	.373	251	20	291	--	.362	17	16	62-88	---	---	---	---
1990	.277	54-54	1693	316	469	100	8	40	287	705	.416	268	24	302	42	.377	32	12	31-47	1289	590	133	.934
1991	.261	54-54	1695	317	442	65	21	38	285	663	.391	241	31	329	30	.358	26	23	63-89	1361	508	91	.954
1992	.292	63-63	2057	426	601	96	29	62	383	941	.457	303	47	369	53	.389	36	27	61-89	1597	579	116	.949
1993	.283	54-54	1830	330	518	117	14	43	293	792	.433	238	34	327	55	.373	17	21	40-57	1409	549	109	.947
1994	.289	65-65	2268	452	655	119	11	63	398	985	.434	320	45	366	--	.383	28	27	70-106	1741	648	103	.959
1995	.299	58-58	1950	363	583	100	18	28	295	803	.412	248	35	380	41	.384	22	23	115-170	1502	564	93	.957
1996	.299	63-63	2188	456	655	134	20	50	388	979	.447	317	42	423	34	.394	29	37	115-149	1679	648	72	.970
1997	.298	61-61	2111	477	629	132	15	94	432	1073	.508	309	52	379	30	.396	30	34	104-138	1625	628	98	.958
1998	.340	63-63	2256	593	766	168	10	105	536	1269	.563	316	81	354	54	.433	35	35	111-136	1643	645	105	.956
1999	.326	65-65	2311	568	754	139	10	128	520	1297	.561	269	65	413	38	.405	40	36	101-133	1738	735	99	.962
2000	.312	61-61	2132	432	665	127	14	53	392	979	.459	274	45	303	55	.397	28	42	74-100	1624	643	92	.961
2001	.338	69-69	2499	639	844	149	18	78	587	1263	.505	318	69	371	49	.419	52	33	146-174	1857	683	99	.962
2002	.302	63-63	2249	449	680	128	13	65	399	1029	.458	227	49	417	32	.374	32	20	116-146	1661	673	87	.964
2003	.314	63-63	2199	458	691	128	14	70	407	1057	.481	232	66	360	53	.393	21	30	116-146	1658	692	66	.967
2004	.314	62-62	2150	441	675	128	6	72	404	1031	.480	240	50	345	50	.392	32	51	55-74	1642	678	80	.973
2005	.318	68-68	2338	541	743	164	9	84	504	1177	.503	331	71	387	59	.413	34	31	69-97	1806	614	68	.973
2006	.291	64-64	2153	418	627	113	11	48	380	906	.421	311	66	404	44	.392	32	55	69-96	1722	629	52	.978
2007	.290	60-60	1998	335	579	81	9	35	302	783	.392	267	49	324	50	.382	28	55	56-81	1584	609	59	.974
2008	.289	62-62	2134	434	616	117	22	60	386	957	.448	307	43	428	41	.385	26	40	96-119	1662	666	68	.972
2009	.292	59-59	1947	393	568	109	15	69	362	914	.469	318	41	402	32	.396	32	27	112-150	1535	636	72	.968

PITCHING

Year	ERA	W-L	APP	GS	CG	Sho/CB	SV	IP	H	R	ER	BB	SO	2B	3B	HR	OAB B/Avg	WP	HBP	SFA	SHA	BK	
1965	2.28	15-10	25	25	13	--/--	--	220.2	154	79	56	94	253	31	7	16	810	.190	7	7	5	7	0
1966	2.28	17-7	24	24	8	--/--	--	209.0	161	86	53	110	244	--	--	8	770	.209	16	--	--	--	--
1967	4.68	8-12	20	20	8	--/--	--	171.0	173	105	89	88	113	--	--	20	662	.261	--	--	--	--	--
1968	2.65	10-10	20	20	9	4/0	--	163.0	144	67	48	66	124	--	--	--	612	.235	--	7	--	--	--
1969	1.68	15-3	18	18	9	3/0	--	155.1	115	43	29	49	103	11	1	7	558	.206	6	1	--	--	--
1970	2.60	15-7	22	22	10	4/0	--	190.2	177	70	55	64	127	15	5	5	728	.243	6	4	--	--	--
1971	2.41	16-10	26	26	16	4/0	--	220.0	189	86	59	90	150	20	7	8	814	.232	12	6	--	--	3
1972	1.72	23-6	29	29	14	7/0	2	235.2	169	67	45	91	204	18	2	7	845	.200	6	5	--	--	--
1973	3.46	15-13	28	28	12	3/0	2	231.2	204	111	89	120	197	26	14	13	850	.240	17	5	--	--	1
1974	3.42	21-12	33	33	20	2/0	4	271.0	263	140	103	124	192	31	19	10	1031	.255	35	8	--	--	--
1975	2.61	24-11	36	36	26	--/--	3	296.2	234	117	86	135	218	27	7	10	1078	.217	--	--	--	--	--
1976	2.20	24-14	39	39	25	--/--	--	319.1	259	117	78	159	329	35	6	12	1156	.224	--	--	--	--	--
1977	3.84	32-10	20	20	20	--/--	4	349.0	309	193	149	187	270	--	--	--	---	---	--	--	--	--	--
1978	4.37	25-18	43	43	18	8/0	--	333.1	308	219	162	224	224	--	--	--	---	---	--	--	--	--	--
1979	2.92	35-13	48	48	25	5/0	--	373.0	315	180	121	225	297	--	--	--	---	---	--	--	--	--	--
1980	3.13	29-12	41	41	16	--/--	--	319.1	284	161	111	174	225	--	--	18	---	---	--	--	--	--	--
1981	5.51	37-25	63	63	26	--/--	--	501.2	560	367	307												