

BULLDOG HISTORY

As Louisiana Tech roars deeper into the new millennium, the Bulldog basketball program can look back to its humble beginnings, to the successes of today and the many memories in between. The Louisiana Tech Bulldog basketball team won its first game in 1925 and collected the school's 1,000th victory during the 2000-01 season. Tech has gathered 18 20-win seasons, 19 conference championships, six NCAA appearances and six NIT appearances. The program has produced 735 all-conference players, nine conference Players of the Year and 15 conference Coaches of the Year. Success hasn't been easy for Louisiana Tech, but the coaches and the players that helped build the Bulldog program know that the hard work has been well worth the effort. The Bulldog basketball team knows it will keep alive Louisiana Tech's biggest tradition, SUCCESS!

1925-1930

Record: 61-50 (.550)

Coaches: R.C. Kenny (1925-26); Robert S. Wynn (1926-30)

Conference Affiliation (Years)/Titles: Southern Intercollegiate Athletic Association (1925-30)/1926-27, 1927-28)

Louisiana Tech began its collegiate basketball history during the 1925-26 season under the direction of the school's first basketball coach R. C. Kenny. Kenny, who was the football coach for the 1925 season, guided the Bulldogs during the inaugural season.

The Bulldogs dropped their first two collegiate contests to Centenary before picking up the school's first win with a victory over Louisiana College. Although some of the scores during that season were unrecorded, the Bulldogs did finish the season with a 7-7 record.

Coach Robert S. Wynn became the second coach in Louisiana Tech history when he took over the Bulldogs during the 1926-27 season. Wynn coached for five seasons and collected a 61-55 career record. In his first season he led the Bulldogs to their first winning season and first conference championship as Louisiana Tech won the Southern Intercollegiate Athletic Association championship in only its second year of existence.

Under Wynn, the Bulldogs repeated as SIAA champs the next season, posting a 15-10 record during the 1927-28 season. The 15 wins would stand as the most victories in a season by a Bulldog team until 1945-46. Tech closed out the decade finishing 12-13 in 1928-29 and 13-12 during the 1929-30 season. During that last season, Louisiana Tech picked up its 50th win with a victory over Shreveport "Y".

1930-1940

Record: 84-89 (.486)

Coaches: Robert S. Wynn (1930-31); Hal Lee (1931-34); L.P. McLane (1934-36); Herb Duggins (1936-40)

Conference Affiliation (Years)/Titles: Southern Intercollegiate Athletic Association (1930-39); Louisiana Intercollegiate Conference Membership (1939-40)

The 1930's was the roughest decade for the Bulldog basketball program. The .486 winning percentage during that time is the lowest in Tech history. Despite the losing record, the Bulldogs still managed five winning seasons during the decade.


Wynn coached his last season in 1930-31, guiding the Bulldogs to a 7-12 record.

Coach Hal Lee took over the program from 1931-34. Tech went 4-9 in his first season, but he quickly guided the team to consecutive winning seasons with 8-4 and 12-6 records.

Coach L. P. McLane took over the basketball program from 1934-36 and totalled a 26-12 record. McLane also served as the school's football coach from 1934-38. Among Tech's victories during his tenure was the school's 100th victory, a 36-19 win over Louisiana College.

In 1936, Coach Herb Duggins became the fifth coach in Louisiana Tech history and guided the team for four seasons. The Bulldogs had two consecutive losing seasons during Duggins' first two years but rebounded to go 10-8 in 1938-39.

In 1939, Louisiana Tech joined the Louisiana Intercollegiate Conference and under Coach Duggins, went 5-17 in their first season in the new league.



**All-American
Jackie Moreland
1957-58
UPI 2nd Team
1958-59
UPI 1st Team
1959-60
UPI 1st Team
NAIA 1st Team**

BULLDOG HISTORY

1940-1950

Record: 89-74 (.546)

Coaches: Cecil Crowley (1940-42; 1945-50); Joe Aillet (1944-45)

Conference Affiliation (Years)/Titles: Louisiana Intercollegiate Conference (1940-48)/1941-42, 1946-48; Gulf State Conference (1948-50)

The 1940's ushered in a new era in Louisiana Tech men's basketball history as Coach Cecil Crowley, the winningest coach in the program's history, led the Bulldogs to four conference championships. Crowley coached for two seasons, winning the LIC in year two in 1941-42 with a 13-8 record.

The program was discontinued for two seasons, 1942-43 and 1943-44 because of World War II. When the games resumed, football coach Joe Aillet took over the program for one season, guiding the Bulldogs to a 5-12 record in 1944-45.

Crowley returned for the 1945-46 season and would remain head coach of the Bulldogs until 1964. Crowley immediately picked up where he left off and led Louisiana Tech to three straight conference championships.

During the 1947-48 season, the Bulldogs picked up the school's 200th victory with a 56-46 win over Mississippi College.

In 1948, Louisiana Tech became a part of the Gulf States Conference, posting an 11-11 record their first season and an 11-9 record in 1949-50.

Crowley still remains at the top of the Louisiana Tech coaching list for career wins. During his 21 seasons, the most ever by a Louisiana Tech basketball coach, Crowley led the Bulldogs to eight conference championships.

Although some of the records are missing, at least two Bulldogs, Tom Herrin and George Latham, were named All-Conference.

1950-1960

Record: 150-103 (.593)

Coaches: Cecil Crowley (1950-60)

Conference Affiliation (Years)/Titles: Gulf State Conference (1950-60)/1952-53, 1954-55, 1958-59

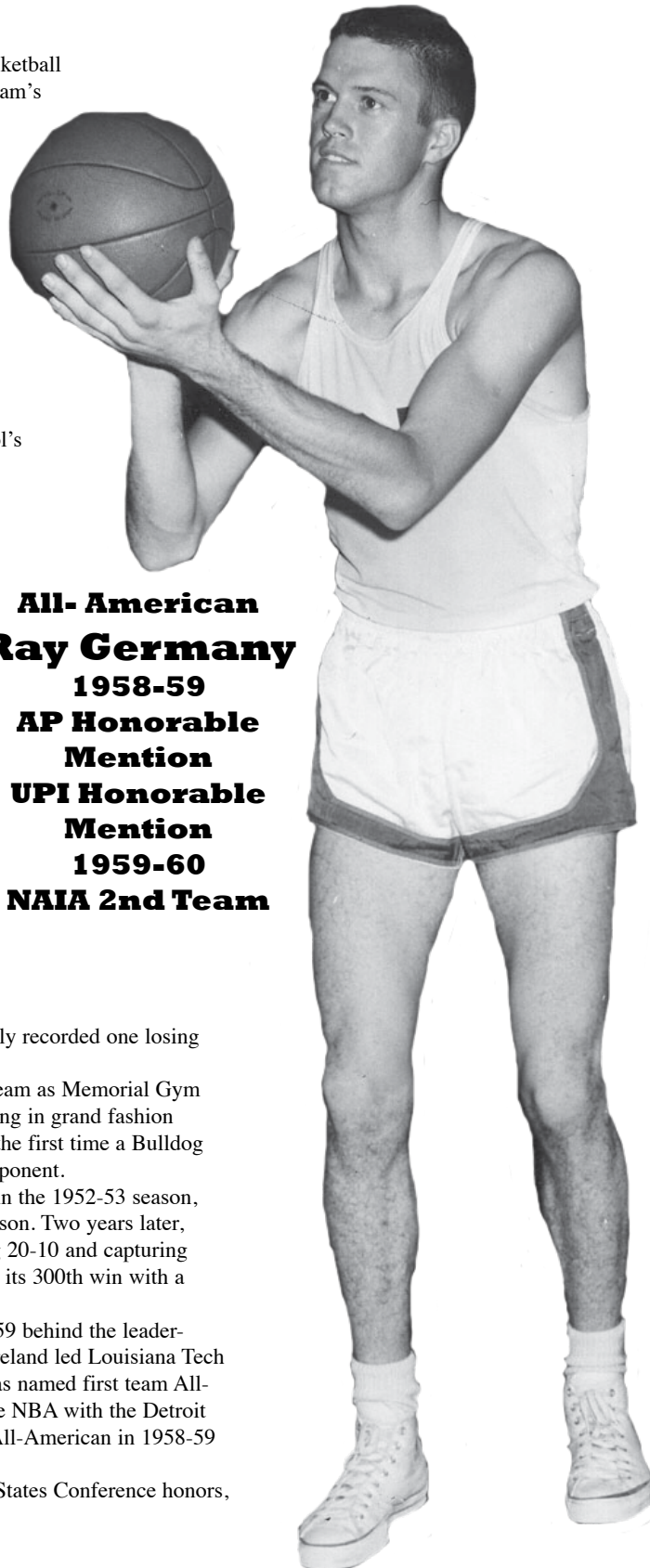
Under head coach Cecil Crowley in the 1950's, the Bulldogs recorded the second highest winning percentage for a decade in the school's history. In fact, Louisiana Tech only recorded one losing season in the entire decade.

The decade also brought in a new facility for the basketball team as Memorial Gym was opened in December of 1952. The Bulldogs opened the building in grand fashion by winning the first game 107-49 over Henderson State, marking the first time a Bulldog team broke the century mark in a single game against a college opponent.

Tech captured its first Gulf States Conference championship in the 1952-53 season, going 17-10 and breaking the school record for most wins in a season. Two years later, the 1954-55 team became the school's first 20 game winner, going 20-10 and capturing another GSC championship. That season, Louisiana Tech captured its 300th win with a 85-55 victory over Centenary.

The Bulldogs picked up their second 20-win season in 1958-59 behind the leadership of Tech's first basketball All-American Jackie Moreland. Moreland led Louisiana Tech to a 21-4 record while averaging 21.1 points a game. Moreland was named first team All-American in 1958-59 and 1959-60, and later went on to play in the NBA with the Detroit Pistons. Teammate Ray Germany was named honorable mention All-American in 1958-59 and was named to the second team in 1959-60.

During the era, Louisiana Tech had 11 players earn All-Gulf States Conference honors, while Crowley earned two GSC Coach of the Year awards.



**All- American
Ray Germany
1958-59
AP Honorable
Mention
UPI Honorable
Mention
1959-60
NAIA 2nd Team**

1960-1970

Record: 124-113 (.523)

Coaches: Cecil Crowley (1960-64); Scotty Robertson (1964-70)

Conference Affiliation (Years)/Titles: Gulf State Conference (1960-70)/1963-64, 1966-67, 1969-70

The Bulldog teams of the 1960's brought forth three conference championships and all-conference players like Jerry Hood, George Corley and former Lady Techsters' head coach Leon Barmore.

The decade started on a bad note as the Bulldogs had three consecutive losing seasons, the longest stretch in Louisiana Tech history. Along the way, Tech gathered its 400th school victory with a 68-64 win over Ole Miss. The Bulldogs rebounded during the 1963-64 season, the last under Coach Cecil Crowley, to win the school's fourth Gulf States Conference championship.

Louisiana Tech found a worthy successor to Crowley when it named Scotty Robertson as the school's eighth head coach. Robertson coached from 1964-74 and gathered a 161-86 record at Tech.

In 1966-67, Robertson's third season at the helm, the Bulldogs collected their third 20-win season and picked up another GSC championship with a 20-8 record. The squad also became the first Louisiana Tech team to play in the NCAA Tournament

The Bulldogs ended the decade on a good note by winning their sixth GSC title during the 1969-70 season while being led by a freshman named Mike Green, who would later go on to set most of Louisiana Tech's offensive records. That season, the Bulldogs also picked up their 500th win with a 100-84 defeat of Texas A&M.

Fifteen Bulldogs earned All-Gulf States Conference honors, while Moreland was named the Conference Player of the Year in the 1969-70 season. Crowley picked up his third Coach of the Year award in the 1963-64 season while Robertson earned his first during the 1966-67 campaign.

1970-1980

Record: 152-105 (.591)

Coaches: Scotty Robertson (1970-74); Emmett Hendricks (1974-77); J.D. Barnett (1977-79); Andy Russo (1979-80)

Conference Affiliation (Years)/Titles: Gulf State Conference (1970-71)/1970-71; Southland Conference (1971-80)/1975-76

Under the guidance of Coach Scotty Robertson and behind the play Mike Green, the Bulldogs opened the 1970's with a bang. The 1970-71 squad picked up another 20-win season, the school's fourth, going 23-5. The squad also became the second Louisiana Tech team to play in the NCAA Tournament.

In 1971, Louisiana Tech became a member of the Southland Conference and celebrated the inaugural season of the league by picking up the school's fifth 20-win season with a 23-3 record.

Mike Green returned for his senior season in 1972-73 and helped lead the Bulldogs to an 18-8 record while averaging a school record 30.9 points per game. His efforts that season earned him the AP Player of the Year honors and first team All-American status. Green left Louisiana Tech having scored 2,340 points, a record that still stands today. The 6-10 senior, who was chosen by the Seattle Supersonics, was the fourth overall player selected in the NBA draft in 1973.

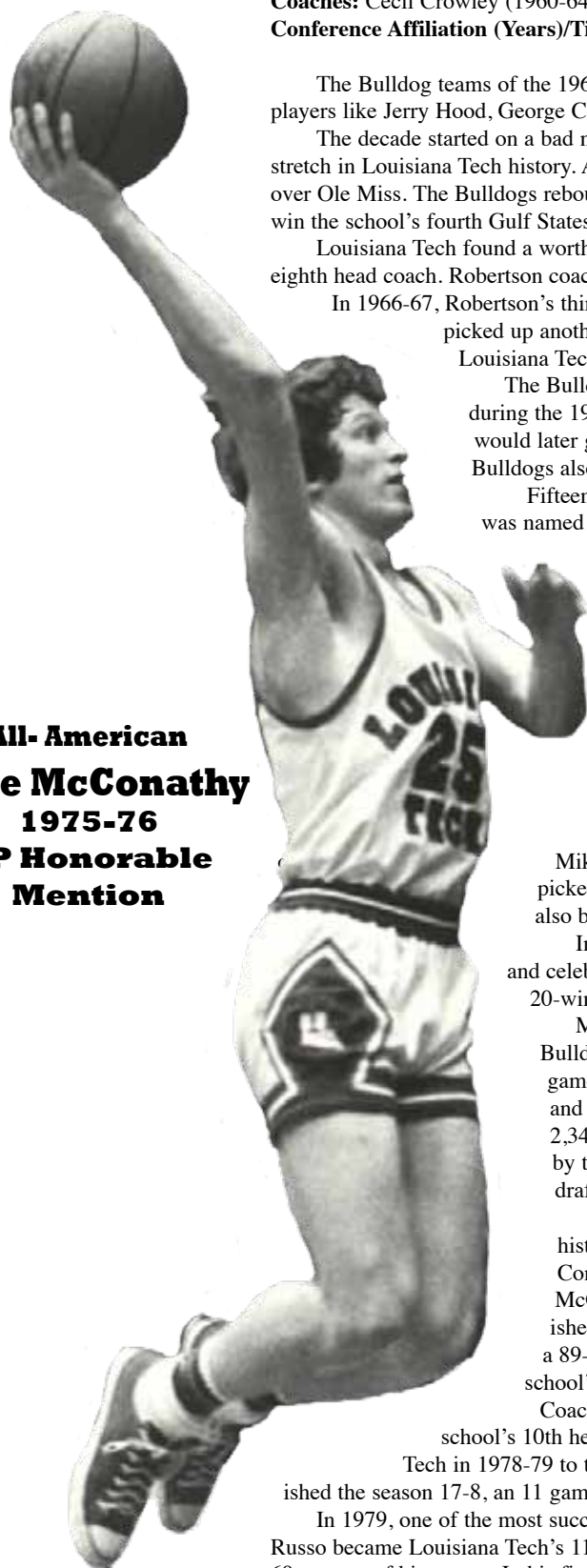
In 1974, Coach Emmett Hendricks became the ninth coach in school history. In his second season, Louisiana Tech claimed its second Southland Conference championship behind the leadership of Mike McConathy. McConathy was named honorable mention All-American that season and finished his career second in points scored with 2,033, behind only Green. With a 89-84 win over Arkansas State that season, Louisiana Tech picked up the school's 600th victory.

Coach J. D. Barnett took over the Bulldog program in 1977 to become the school's 10th head coach. After a 6-21 season in his first year, Barnett guided Louisiana Tech in 1978-79 to the second biggest turnaround in school history. The 1978-79 squad finished the season 17-8, an 11 game win difference over the previous season.

In 1979, one of the most successful coaches in the school's history took over the program. Coach Andy Russo became Louisiana Tech's 11th men's basketball head coach and during the next six seasons he won 69 percent of his games. In his first season, the last of the decade, Russo led the Bulldogs to a 17-10 record.

The 1970's saw 18 Bulldog players named to the all-conference team, with Green and McConathy earning Southland Conference Player of the Year awards. In 1978-79, Joe Ivory won SLC Newcomer of the Year. Coach Robertson grabbed his second Coach of the Year award, Coach Hendricks took two during the decade and Coach Barnett claimed one.

**All-American
Mike McConathy
1975-76
AP Honorable
Mention**



BULLDOG HISTORY

1980-1990

Record: 212-93 (.695)

Coaches: Andy Russo (1980-85); Tommy Eagles (1985-89); Jerry Loyd (1989- 90)

Conference Affiliation (Years)/Titles: Southland Conference (1980-87)/1984-85, 1986-87; America South Conference (1987-90)/1987-88, 1989-90

There is no doubt that the 1980's were the premier decade in the history of the Louisiana Tech men's basketball program.

The 1980-81 season was just the beginning as the Bulldogs picked up their sixth 20-win season with a 20-10 record. After an 11-16 record during the 1981-82 season, Louisiana Tech was ready to see something new.

Louisiana Tech constructed a new basketball arena, the Thomas Assembly Center that was completed and ready for the 1982-83 season. Fans were also anticipating the arrival of a new player, Karl Malone, who would also be ready to play that season.

Louisiana Tech would lose the very first game in the TAC but it quickly became home for the team as the Bulldogs rattled off 40 straight home wins following the loss. Malone would also make an impression, leading the team to a 19-9 record while being named All-American honorable mention. The Bulldogs also picked up the school's 700th victory with a 59-39 win over Texas-Pan American.

Malone and company took the Bulldogs to new heights during the 1983-84 season, guiding the team to a 26-7 record, the Southland tournament title and a berth to the NCAA Tournament. Louisiana Tech defeated Fresno State in the first round of the tournament before squaring off against Houston's Phi Slamma Jamma led by Akeem Olajuwon. Malone scored 18 points but the Bulldogs fell short 77-69 to the eventual national runner-up. Again, Malone was named honorable mention All-American.

The 1984-85 season will go down as one of the school's greatest seasons as the Bulldogs notched a 29-3 record, the best in Louisiana Tech history. The Bulldogs again won the Southland Conference championship and received a berth to the NCAA Tournament.

Tech won its first round game 78-54 over Pittsburgh and defeated Ohio State 79-67 in the second game to advance to the Midwest Regional to face No. 1 seed Oklahoma. The Bulldogs forced the Sooners to overtime but Oklahoma's Wayman Tisdale sank a last second shot in the extra period to win the game 86-84.

Malone was named second team All-American and was drafted in the first round of the NBA draft by the Utah Jazz.

Coach Russo and Malone were gone after the 1984-85 season but in walked Tech's 12th head coach Tommy Eagles and next superstar Randy White.

In 1985-86, the Bulldogs continued their success with a 20-14 record, their third 20-win season in a row. Louisiana Tech made it to the postseason again with an invitation to the NIT. The Bulldogs knocked off Northern Arizona, McNeese State and Providence on the way to the NIT Final Four in New York. Playing at Madison Square Garden, Louisiana Tech dropped a 79-66 decision to Ohio State but rebounded in the consolation game with a 67-62 victory over Florida.

Louisiana Tech won its second conference championship during the 1986-87 season. The Bulldogs went 22-8 for their 10th 20-win season and the fourth consecutive. Tech advanced to the NCAA Tournament for the third time in four years. During the season, the school grabbed its 800th win with a 67-62 victory over Lamar.

The 1987-88 season brought a new conference as the Bulldogs joined the America South Conference. Louisiana Tech won the championship in its first season, collecting a 22-9 record and receiving another invitation to the NIT.

The Bulldogs continued their 20-win streak the next season, going 23-9 with wins over Fresno State and LSU. Tech won the America South Tournament and received an automatic bid to the NCAA Tournament, its sixth trip. Tech defeated LaSalle 83-74 but lost in the second round to Oklahoma. White would be named honorable mention All-American for his efforts and was drafted in the first round of the NBA draft by the Dallas Mavericks.

The last year of the decade would usher in a new coach, Coach Jerry Loyd, Tech's 13th head coach. Tech continued its winning ways, posting a 20-8 record and winning the school's fourth conference champion-

All-American Mike Green



1970-71

UPI 2nd Team

AP Honorable Mention

1971-71

Basketball News 1st

Team

USBCA 2st Team

AP 4th Team

1972-73

AP Player of the Year

USBCA 1st Team

Universal Sports 1st

Team

Basketball News 1st

Team

ship of the decade. The Bulldogs also played in the postseason in the NIT, the seventh year in a row that Louisiana Tech played after the regular season.

All in all, the 1980's produced eight 20-win seasons, seven post season appearances, four conference championships and two All-Americans. Seven of the 20-win seasons were consecutive as were all seven of the postseason appearances.

During the decade of the 80's, 16 players made the all-conference team, with Malone, White and Willie Simmons all earning conference Player of the Year awards. Malone and Reggie Gibbs picked up Newcomer of the Year awards during the decade. Coach Russo earned three Coach of the Year honors, Coach Eagles gathered two and Coach Loyd received one during that period.

1990-2000

Records: 145-139 (.511)

Coaches: Jerry Loyd (1990-94); Jim Wooldridge (1994-98); Keith Richard (1998-00)

Conference Affiliation (Years)/Titles: America South Conference (1990-91)/1990-91; Sun Belt Conference (1991-00)/1991-92, 1998-99

Louisiana Tech continued its dominance in the early 1990's by going 21-10 and capturing the America South Tournament Championship during the 1990-91 season. The Bulldogs again advanced to the NCAA Tournament, the sixth time in school history.

The 1991-92 season marked a new conference for the Bulldogs as Louisiana Tech became a member of the Sun Belt Conference. Tech started the league on a good note by winning the league title with a 23-8 record, their ninth consecutive 20-win season. The NIT awaited the team that season to bring their postseason appearances to nine straight years as well. The Bulldogs also gathered their 900th win with a 76-62 victory over Jackson State that season.

But the string of consecutive 20-win season and postseason appearances would end the next season as the Bulldogs suffered their biggest decline, dropping to a 7-21 record. The 1993-94 season would be the lowest point in the decline as Tech finished the year 2-25, the lowest win total in school history.


In 1994, Coach Jim Wooldridge became Louisiana Tech's 14th head coach and immediately began to reconstruct the program. In his first season, Wooldridge guided the Bulldogs to the biggest turnaround in school history, picking up a 14-13 record, a 12-game improvement over the previous season.

For the next few years under Wooldridge's guidance, Louisiana Tech became competitive again. During the 1996-97 season, the Bulldogs played in the SBC Tournament final on ESPN, falling just short with a one point loss.

In 1998, Louisiana Tech named Coach Keith Richard as the school's 15th head coach. Richard immediately guided the Bulldogs back to another Sun Belt Championship with a 19-9 record, the first league title since the 1991-92 season. The 1999-2000 season would go a step further as Louisiana Tech collected its 16th 20-win season with a 21-8 record. The season would also be monumental because the Bulldogs picked up the program's 1000th victory with a 85-62 win over Nicholls State.

Twelve Bulldogs earned all-conference honors during the decade with Ron Ellis and Gerrod Henderson picking up Player of the Year awards. Derek Smith and Antonio Meeking received Freshman of the Year awards while Ellis and Craig Jackson picked up Newcomer of the Year honors. Coach

Richard earned Sun Belt Conference Coach of the Year honors during the 1998-99 season.



All-American

Karl Malone

1982-83

Sporting News

Honorable Mention

1983-84

Sporting News

Honorable Mention

1984-85

NABC 2nd Team

AP Honorable Mention

Sporting News

Honorable Mention

BULLDOG HISTORY

2000-08

Records: 96-85 (.570)

Coaches: Keith Richard (2000-07); Kerry Rupp (2007-present)

Conference Affiliation (Years)/Titles: Sun Belt Conference (2000-01); Western Athletic Conference (2001-present)

Louisiana Tech carried its winning tradition into the new millenium with a 17-12 record in the school's last season in the Sun Belt Conference. That successful campaign gave the Bulldogs three consecutive winning seasons for the first time since the 1989 through 1992 seasons. The 2000-01 Bulldogs also become the first team in school history to record 10 or more conference wins in three consecutive seasons. Head Coach Keith Richard left the Sun Belt Conference with the sixth best all-time winning percentage in the league's history. His teams also won more conference games during his tenure than any other team in the league.

Following the 2000-01 season the Bulldogs jumped over to the Western Athletic Conference with successful results. The Bulldogs roared to a 22-10 mark, winning a Tech record 14 conference games to finish third in the WAC. The team advanced to the postseason for the first time since the 1991-92 season by accepting a NIT bid.

The NIT invitation wasn't enough for the Bulldogs, who hosted UL-Lafayette in the first round and cruised to a 83-63 win over the Ragin' Cajuns. The Bulldogs followed with an 83-68 win over Vanderbilt, marking the season's second win over a Southeastern Conference opponent after the Bulldogs recorded an earlier win at Auburn.

Tech's home win over Vanderbilt set up a road match at perennial powerhouse Villanova. The Bulldogs trailed early but tightened things up late to set up a dramatic finish. Tech trailed by three points as senior Gerrod Henderson, renowned for his last-minute heroics, had the opportunity to tie the game at the buzzer. Henderson's shot was on line but hit the front of the rim as Tech's season ended with the 67-64 loss.

Two years ago a rollercoaster of a season saw the Bulldogs ride both winning and losing streaks on the way to a 12-15 finish. The team dropped its final five games after winning seven straight, making the Bulldogs hungry to turn things around the following season with a mixture of new and inexperienced Bulldogs.

That inexperience resulted in a 15-15 mark for Tech in 2003-04, but the emergence of WAC Freshman of the Year Paul Millsap, who led the NCAA in rebounds with 12.5 per game, gave the Bulldogs a bright future as more experience and talent was added to the team.

Richard dubbed that season "a successful rebuilding year," but the Bulldogs ended the 2004-05 season with a mediocre 14-15 overall record and fourth-place in the WAC at 9-9.

Six seasons into the decade, a Bulldog has been honored as an all-conference player following each campaign. Gerrod Henderson represented Tech on two consecutive all-league teams while Darrian Brown earned Western

Athletic Conference Newcomer of the Year accolades following the 2001-02 seasons.


Two years ago Antonio "Tiger" Meeking was named a first-team All-WAC selection, and Millsap has earned a WAC

Freshman of the Year award, second-team All-WAC selection and first-team All-WAC pick. He was also selected as a preseason first-team all-conference player for the 2005-06 season.


In 2005-06, Richard took 10 newcomers to the 18th 20-win season in Tech's history and to a sixth NIT appearance. Millsap also entered himself into the record books as the first athlete in the history of the NCAA to capture the rebounding championship in back-to-back-to-back seasons averaging 13.3 boards per game.

After electing not to renew Richard's contract, Louisiana Tech turned to nationally renowned Kerry Rupp to lead the Bulldogs into the future. Rupp comes to Tech from Mike Davis' staffs in Alabama-Birmingham and Indiana, while also serving under Rick Majerus at Utah. Rupp's renown comes from his ability to recruit and will look to return Tech to the glory days of the late 70's and early 80's.

All-American Randy White 1988-89 AP Honorable Mention




Retired Numbers



Leon Barmore
1964-67

12


- Two-time All Conference selection
- Helped lead Tech to its first-ever NCAA Tournament during the 1966-67 season.
- Named to the NCAA Midwest Regional All-Tournament team.
- One of only three Tech players to break 1,000 career points (1,168) with only three seasons of varsity action.
- After his playing career, became the Head Coach of the Louisiana Tech Lady Techsters where he helped claim three national championships and compiled the winningest record (percentage wise) among all Division I coaches (men or women)



Karl Malone
1982-85

32

- Three-time All-American selection
- Three-time All-Southland Conference Pick
- 1982-83 Southland Player of the Year
- Led team to three winning seasons, including a Tech best 29-3 record during the 1984-85 season.
- Helped to take the Bulldogs to the NCAA Sweet 16 during the 1984-85 season




Jackie Moreland
1957-60

44


- Louisiana Tech's first All-American following the 1957-58 season.
- Ended up All-American each season during his three-year career at Louisiana Tech.
- Three-time All-Gulf States Conference selection
- 1959-60 Gulf States Conference Player of the Year
- Led the Bulldogs to just their second 20-win season during the 1958-59 campaign.
- Ranks 11th in career scoring (1,491) despite playing just three seasons.

BULLDOG HISTORY

All-Conference



Joe Abendroth
1961-62
1962-63
1963-64



Randy Alexander
1977-78




Doug Annison
1994-95



Bill Bailey
1952-53
1954-55



Barney Banks
1973-74



Leon Barmore
1965-66
1966-67




Charlie Bishop
1967-68



P. J. Brown
1990-91
1991-92




Chester Coker
1952-53
1953-54
1954-55



Lonnie Cooper
1996-97
1997-98
1998-99




George Corley
1968-69
1969-70



Anthony Dade
1989-90
1990-91
1991-92



Joe Daigle
1959-60
1960-61




Ron Ellis
1990-91
1991-92



Jackie Fair
1961-62



Charles "Bud"
Frye
1956-57
1957-58
1958-59




Ron Futrell
1960-61




Ray Germany
1955-56
1956-57
1958-59
1959-60




Reggie Gibbs
1989-90



Robert Godbolt
1985-86




Mike Green
1969-70
1970-71
1971-72
1972-73



Brett Guillory
1989-90



Jap Gullatt
1956-57




Gerrod Henderson
1999-00
2000-01
2001-02




Tom Herrin
1948-49



Jerry Hood
1962-63
1963-64
1964-65




Joe Ivory
1979-80




Craig Jackson
1998-99
1999-00

BULLDOG HISTORY



Jim Jenkins
1971-72



Victor King
1977-78
1978-79



Daryl Knight
1988-89



Jim Knotts
1955-56
1956-57



Andy Knowles
1970-71
1971-72



George Latham
1948-49
1949-50




Elliott Lawrence
1974-75



Kelvin Lewis
1987-88




Jerry Lovett
1950-51
1951-52




Karl Malone
1982-83
1983-84
1984-85



Mike McConathy
1974-75
1975-76



Antonio Meeking
2002-03



Paul Millsap
2003-04
2004-05
2005-06




Jackie Moreland
1957-58
1958-59
1959-60




L. V. Norris
1952-53
1953-54
1954-55




Richard Peek
1965-66
1966-67



Ray Penny
1962-63




Dave Simmons
1978-79
1979-80
1980-81



Willie Simmons
1984-85



Malcolm Smith
1967-68



Wayne Smith
1984-85
1985-86



Jon Stephenson
1966-67




Jim Tullos
1958-59



Crawford Vines
1952-53



Lawrence "Lanky"
Wells
1974-75
1975-76



Randy White
1986-87
1987-88
1988-89



Billy Wiggins
1952-53
1953-54
1954-55
1955-56

All Conference

All-Western Athletic

2001-02 Gerrod Henderson
2002-03 Antonio Meeking
2003-04 Paul Millsap
2004-05 Paul Millsap
2005-06 Paul Millsap
2008-09 Kyle Gibson
(Second Team)

All-Sun Belt

1991-92 Ron Ellis
Anthony Dade
P. J. Brown
1994-95 Doug Annison
1996-97 Lonnie Cooper
1997-98 Lonnie Cooper
1998-99 Lonnie Cooper
Craig Jackson
1999-00 Gerrod Henderson
Craig Jackson
2000-01 Gerrod Henderson

All-America South

1987-88 Randy White
1988-89 Randy White
1989-90 Anthony Dade
(Second Team)
1987-88 Kelvin Lewis
1988-89 Darryl Knight
1989-90 Brett Guillory
Reggie Gibbs
1990-91 Anthony Dade
P.J. Brown
Ron Ellis

All-Southland

1971-72 Mike Green
Andy Knowles
1972-73 Mike Green
1973-74 Barney Banks
1974-75 Lanky Wells
1975-76 Lanky Wells
Mike McConathy
1976-77 Lanky Wells
Mike McConathy
1977-78 Randy Alexander
Victor King
1978-79 Victor King
1979-80 Joe Ivory
1980-81 Dave Simmons
1982-83 Karl Malone
1983-84 Karl Malone
1984-85 Karl Malone
Willie Simmons
1986-87 Robert Godbolt
(Second Team)
1971-72 Jim Jenkins
1974-75 Mike McConathy
Elliott Lawrence
1978-79 Dave Simmons

1979-80 Dave Simmons

1984-85 Wayne Smith
Robert Godbolt
1985-86 Wayne Smith
1986-87 Randy White

All-Gulf States

1948-49 Tom Herrin
1949-50 George Latham
1954-55 L.V. Norris
Billy Wiggins
1955-56 Billy Wiggins
1956-57 Ray Germany
1957-58 Jackie Moreland
1958-59 Jackie Moreland
Ray Germany
Jim Tullos
1959-60 Jackie Moreland
1960-61 Joe Daigle
1961-62 Joe Abendroth
1962-63 Joe Abendroth
1963-64 Joe Abendroth
Jerry Hood
1964-65 Jerry Hood
1967-68 Malcolm Smith
Charlie Bishop
1968-69 George Corley
1969-70 Mike Green
1970-71 Mike Green
(Second & Third Team)
1948-49 George Latham
1950-51 Jerry Lovett
1951-52 Jerry Lovett
1952-53 Billy Wiggins
L.V. Norris
Crawford Vines
Chester Coke
Bill Bailey
1953-54 Billy Wiggins
L.V. Norris
Chester Coker
1954-55 Chester Coker
Bill Bailey
1955-56 Ray Germany
Jim Knotts
1956-57 Charles Frye
Jap Gullatt
Jim Knotts
1958-59 Charles Frye
Jap Gullatt
Jim Knotts
1959-60 Ray Germany
Joe Daigle
1960-61 Ron Futrel
1961-62 Jackie Fair
1962-63 Ray Penny
Jerry Hood
1965-66 Leon Barmore
Richard Peek
1966-67 Leon Barmore
Richard Peek
Jon Stephenson
1969-70 George Corley
1970-71 Andy Knowles

All-NIT

1985-86 Robert Godbolt
Wayne Smith

Newcomer of the Year

1982-83 Karl Malone
1989-90 Reggie Gibbs (ASC)
1990-91 Ron Ellis (ASC)
1998-99 Craig Jackson (SBC)
2008-09 Magnum Rolle (WAC)

All-America


1957-58 Jackie Moreland, UPI Small College, 2nd team
1958-59 Jackie Moreland, UPI Small College, 1st team
Ray Germany, AP & UPI honorable mention
1959-60 Jackie Moreland, UPI Small College, 1st team;
NAIA, 1st team
Ray Germany, NAIA, 2nd team
1970-71 Mike Green, UPI Small College, 2nd team;
AP honorable mention
1971-72 Mike Green, Basketball News, 1st team;
US Basketball Coaches Assoc., 1st team;
AP, 4th team
1972-73 Mike Green, AP Player of the Year; AP, 1st team;
USBCA, 1st team; Universal Sports, 1st team;
Basketball news, 1st team
1975-76 Mike McConathy, AP honorable mention
1982-83 Karl Malone, Sporting News honorable mention
1983-84 Karl Malone, Sporting News honorable mention
1984-85 Karl Malone, NABC, 2nd team; AP honorable
mention; Sporting News honorable mention
1988-89 Randy White; AP, honorable mention

Coach of the Year


1952-53 Cecil Crowley
1954-55 Cecil Crowley
1963-64 Cecil Crowley
1966-67 Scotty Robertson
1970-71 Scotty Robertson
1970-71 Scotty Robertson
1974-75 Emmett Hendricks (SLC)
1975-76 Emmett Hendricks (SLC)
1978-79 J.D. Barnett (SLC)
1982-83 Andy Russo (SLC)
1983-84 Andy Russo (LSWA)
1984-85 Andy Russo (SLC, LSWA)
1986-87 Tommy Joe Eagles (SLC)
1987-88 Tommy Joe Eagles (ASC)
1989-90 Jerry Loyd (District 8)
1998-99 Keith Richard (SBC, LSWA)

Outstanding Player


1959-60 Jackie Moreland (GSC)
1972-73 Mike Green (SLC)
1975-76 Mike McConathy (SLC)
1982-83 Karl Malone (SLC)
1987-88 Randy White (LSWA)
1988-89 Randy White (ASC)
1991-92 Ron Ellis (SBC)
1999-00 Gerrod Henderson (SBC)




Tommy Joe Eagles




Antonio Robinson



Maurice Jackson



Eric Brown



Adam Frank

Letterwinners

Abroth, Joe 61, 62, 63, 64
 Albritton, Scotty 94, 95, 96
 Alexander, Ben 56
 Alexander, Matt 06
 Alexander, Randy 77, 78
 Allen, Donnie 62, 63, 64
 Allick, Donnell 04, 05
 Ames, Larry 75, 76
 Ames, Michael 87, 88, 89
 Andrews, Milford 53, 54
 Annison, Doug 95
 Ashaolu, Olu 09
Bagley, Ted 56
 Bailes, James Vance 49, 50
 Bailey, Bill 52, 53, 54, 55
 Bailey, Rennie 80, 81, 82, 83, 84
 Bain, Harry 65
 Baker, Earl 41, 42
 Banks, Barney 73, 74
 Barham, Curtis 65
 Barmore, Leon 65, 66, 67
 Barnette, Jodie 50
 Barron, Joey 63, 64, 65
 Bates, Alwyn 51
 Bates, Jimmy 50, 51, 52, 53
 Bates, Kenneth 53
 Bell, Maurice 96
 Bennett, Ken 79
 Berhe, Yonas 09
 Bertrand, Robert 49, 50, 51, 52
 Besneyrigo, Carlos 97
 Bishop, Charlie 67, 68, 69, 70
 Bland, Willie 85, 86
 Boatner, Billy 59, 60, 61
 Boddie, Roy 51
 Bond, Ryan 93, 94, 95, 96
 Bond, Tommy 61
 Booth, Ray 42, 47, 48
 Bossard, Mike 72, 73
 Bowman, Eldon 87, 88, 90, 91
 Bradshaw, Bob 69, 70, 71
 Brandon, Jerry 69, 70, 72
 Bray, Jason 05
 Bretz, Robert 62, 63, 64
 Brewster, Sammy 66, 67

Bridges, Jesse 61, 62, 63
 Brown, Curtis 50
 Brown, Charlie 86, 87
 Brown, Darrian 02, 03
 Brown, Eric, 91, 92
 Brown, P. J. 89, 90, 91, 92
 Buckner, Buzzy 65
 Bunton, Ricky 79, 80, 81, 82
 Burlew, A. J. 61, 62
Campbell, A. 44
 Canterbury, Barry 68, 69
 Carlisle, H. 46
 Carlisle, Randy 76
 Carr, Fred 94
 Carroll, Harold 46, 47, 48, 49
 Cavanaugh, Joe 41
 Chambers, Marlon 98
 Clark, JC 08
 Cleveland, Gunzell 78, 79
 Clinton, David 42, 47
 Close, Phil 78
 Cobb, William 41, 42
 Cochran, Joel 75, 77
 Coker, Chester 52, 53, 54, 55
 Cole, Marco 00, 01, 02
 Coleman, Rico 97
 Collins James 73, 74
 Collins, Jacques 98
 Comby, H. N. 44
 Cook, Louis 86, 87
 Cooper, Lonnie 96, 97, 98, 99
 Cooper, Omar 98, 99, 00
 Cordell, F. T. 44
 Corley, Clyde 80
 Corley, George 68, 69, 70, 71
 Cox, Broderick 90
 Crain, Ben 82
 Cranford, Jim 63, 64
 Crawford, Dickie 87, 88, 89, 90
 Crow, Jim 73, 74
 Crudup, Chris 97
 Cunningham, Stanley 93, 94
Dade, Anthony 89, 90, 91, 92
 Daigle, Joe 58, 59, 60, 61
 Danos, Josh 95

Davis, Alan 82, 83, 84, 85
 Davis, Marcelle 01, 02
 Davis, Shawn 92, 93
 Davis, Tubby 28
 Dawson, Tony 83, 84, 85
 Dean, Bud 68, 69, 70
 Dean, Corey 03, 04, 05, 06
 Deville, Charles 69, 70, 71, 72
 Dick, Mark 92, 93
 Disy, Harry 06, 07
 Dunham, Fred 49, 50, 51
 Dupree, Dan 51, 52, 53, 54
 Durham, Mike 67, 68, 69, 70
 Dye, J. D. 53, 54

Eagles, Jamie 94
 Eagles, Tommy Joe 68, 69, 70, 71
 Eastep, Doyle 70, 71
 Edwards, Bruce 02, 03, 04
 Elliott, Marcus 06, 07
 Ellis, Ron 91, 92
 Emerson, Darryl 85, 86
 Ewing, Andre 80, 81, 82
 Ewing, Lorenzo 94


Ewing, Terry 65, 66
Failing, John 76, 77
 Fair, Jackie 60, 61, 62
 Farmer, D. N. 44
 Farrell, Tom 69
 Felton, Lavelle 02, 03
 Ferrell, Johnny 79, 80, 81
 Fields, (Unknown) 50
 Fields, Mark 78, 79
 Fisher, Don 42, 46
 Floyd, Tim 76
 Fontenot, L. J. 53, 54, 55, 56
 Forney, Al 74, 75
 Foster, Davis 82, 83
 Fowler, Jon 98, 99, 00, 01
 Frank, Adam 84, 85
 Frazier, Cornelius 95, 96
 Freeland, Larry 55
 Frye, Charles "Bud" 56, 57, 58, 59
 Futrell, Ron 58, 59, 60, 61
Galvin, Thomas 84
 Garris, Charles 57
 Germany, Ray 56, 57, 59, 60




BULLDOG HISTORY




Chad McKenzie




Maurice Jackson



Butch Miller



Bruce Edwards




Rickie Richards

Gibbs, Reggie 90
 Gibson, Brandon 09
 Gibson, Kyle 07, 08, 09
 Giles, Chris 92
 Gist, Tommy 61, 62
 Godbolt, Robert 84, 85, 86, 87
 Goldsmith, JoJo 89, 90, 91, 92
 Gosdin, Mike 66
 Graves, Jim 61, 62
 Graves, Tony 55
 Green, Mike 70, 71, 72, 73
 Gregory, Tom 65, 66, 67, 68
 Griffey, Jimmie 78
 Griffin Lazerick 93
 Grissom, Larry 53
 Grissom, Tommy 57, 58
 Guillory, Brett 87, 88, 89, 90
 Gullatt, Jap 54, 55, 56, 57
 Guyton, Jamel 09
Haile, George "Bub" 53, 54, 55, 56
 Hale, Bill 51
 Halverson, Hank 54, 55
 Hannibal, Roderick 84, 85, 86, 87
 Hargrays, Courtney 97, 98
 Harris, Hiram 83, 84, 85
 Haskins, Daevon 05, 06
 Heaps, Bryan 91
 Henderson, Gerrod 99, 00, 01, 02
 Herrin, Dave 49
 Herrin, Tom 48, 49
 Hicks, Van 46, 47, 48
 Hill, Reggie 92, 93
 Hinton, Dickie 54, 55
 Hodges, Charles 56
 Holley, D. 46
 Hood, Jerry 62, 63, 64, 65
 Hood, Neil 94
 Hooper, C. G. 44
 Howard, Max 62, 63
 Horton, Carl 47
 Hruska, David 61, 62, 63, 64
 Huffman, Mark 73, 74, 76
 Humble, Lee 74, 75, 76
Ibrahim, Mohammed 06
 Ivancevic, Nenad 95
 Ivory, Joe 79, 80
Jackson, Andre 93


Jackson, Craig 99, 00
 Jackson, David 09
 Jackson, Maurice 86, 87
 Jackson, Leslie 07
 James, Jeff 83
 James, Terence 96, 97
 Jarrell, Guthrie 46
 Jenkins, Jim 71, 72
 Jensen, G. 44
 Johnson, Forrest 47, 49
 Johnson, Jabari 98
 Johnson, James 92, 93, 94, 95
 Johnson, Skip 79
 Johnson, Zach 01, 02, 03
 Johnston, Charlie 82
 Johnston, Jeremy 03, 04, 05
 Jones, C. 48
 Jones, Davey 00
 Jones, LeNard 96
 Jordan, David 82, 83, 85, 86
 Joyce, Eddie 55
 Jurgensen, Mike 82
Kendrick, Paul 52, 53
 Kerberger, R. 44
 Kimmel, Max 56, 58
 King, LaMont 93, 94, 95
 King, Victor 76, 77, 78, 79
 Knight, Darryl 88, 89
 Knotts, Jim 56, 57
 Knowles, Andy 71, 72
Larkins, Joe 81
 Latham, G. T. "Red" 47, 48, 49, 50
 Lathan, Dwayne 08
 Laughlin, Harry 41, 42
 Laurence, Mike 98
 Lawrence, Elliott 74, 75, 76, 77
 Lay, Bill 52, 53, 54
 Ledbetter, Sam 49, 50, 51
 Lee, Gene 63, 64
 Lewis, Kelvin 85, 86, 87, 88
 Lewis, Max 60, 61, 62
 Lewis, S. X. 35, 36, 37, 38
 Lewis, Travis 00, 01
 Loe, James 08, 09
 Looney, Benny 51, 52, 53
 Looney, R. C. 46, 47, 48, 49
 Louis, Kennedy 88, 89

Lovett, Jerry 49, 50, 51, 52
 Lukken, Albert 45
Magee C. B. 46
 Magett, Daniel 91, 92
 Malone, Karl 83, 84, 85
 Marshall, J.J. 06, 07, 08
 Martin, Brian 01, 04
 Martin, Don 57, 58
 Martin, Mike 74
 Mason, Reni 90, 91
 Matthews, Larry 94, 95
 Matthews, Mark 97
 May, Walter 73, 74, 75, 76
 McAlister, Robert 87, 88, 89
 McCann, Mike 77, 78
 McConathy, Bill 77, 79, 80, 81
 McConathy, Mike 74, 75, 76, 77
 McConathy, Pat 93
 McCormick, Dan 65, 66
 McCullen, Don 54


McDonald, Walker 97, 98, 99
 McDowell, Trey 06, 07
 McKenzie, Chad 06, 07
 McKinstry, Ralph 57, 58
 McLeroy, Reggie 81
 McNabb, Ron 61, 62, 63, 64
 Medica, Nick 32, 33, 34
 Meeking, Antonio 00, 01, 02, 03
 Mercer, J. W. 57, 58, 59, 60
 Merriott, O. M. 38, 39, 40, 41
 Mihalic, Jerry 73, 74, 75
 Miller, (Unknown) 57
 Miller, E. J. "Butch" 61, 62, 63, 64
 Miller, Fred 38
 Miller, Gary 70, 71, 72, 73
 Miller, Ira 99
 Miller, Johnny 96, 97
 Millsap, Paul 04, 05, 06
 Mimms, Darius 90
 Mims, Brandon 08



BULLDOG HISTORY




Clinton Sampson




Dennis Seidenschwarz



Troy Taylor



Bob Watson



Elliott Williams

Misso, Bob 65
 Mitchell, W. L. 34, 35, 36, 37
 Moeller, Tronn 91, 92
 Moore, James 66, 67
 Moore, Terry 78, 79
 Morgan, Ronnie 07
 Moreland, Jackie 58, 59, 60
 Moreland, Joe 60, 61, 62
 Morris, Antuan 91, 92, 93
 Morris, Tom (Mgr.)
 73, 74, 75, 76, 77
 Morrison, Ken 79
 Moss, Bill 72
 Mott, Joe 49, 50, 51, 52

Napper, L. D. 47
 Neal, Aroid 80, 81
 Newton, Byron 86, 87, 88, 89
 Nolen, Stacy 97, 98
 Norris, L. V. 52, 53, 54, 55
 Norris, Vernon 87, 88, 89
 Norsworthy, Lane 73, 74

Odom, Willie 71, 72, 73
 Oliverson, Shawn 09
 Olson, Layne 78
 Orton, Jim 58

Palmer, Mike 71
 Parker, J. T. 42, 47, 48
 Parker, Terry 06, 07
 Paul, Karelius 00
 Pawelczak, Mike 99, 00
 Percy, Jeff 87
 Peek, Richard 66, 67
 Penny, Ray 62, 63, 64, 65
 Perkins, Ed 69, 70
 Petrie, Eddie 79
 Powell, Roosevelt 90, 91
 Powell, Wayne 02, 03, 04, 05
 Pruet, Jim 65, 67, 68

Richards, Rickie 74, 75, 76, 77
 Richardson, Gary 57, 58, 59
 Richardson, Jerome 06, 07
 Roberson, Ken 81, 82, 83, 84
 Roberts, Don 72
 Robertson, Scotty 50, 51
 Robertson, Steve 70, 71, 72, 73
 Robinson, Antonio 91, 92, 93, 94
 Rogers, Adrian 06, 07, 08, 09


Rolle, Magnum 09
 Ruth, Randall 95
Sampson, Clinton 76, 78, 79, 80
 Sawyer, Jerry 52, 53, 55
 Schiro, A. C. 46
 Scott, Garrick 93
 Seidenschwarz, Dennis
 73, 74, 75, 76
 Shaeffer, Travis 50, 51
 Sharp, Justin 68, 69, 71, 72
 Shinall, Brent 83
 Shurn, Tommy 96
 Simmons, Dave 78, 79, 80, 81
 Simmons, Willie 82, 83, 84, 85
 Simpson, Rick 81
 Smith, A. Wayne 83, 84, 85, 86
 Smith, Antonio 96, 97
 Smith, Derek 97, 98, 99, 00
 Smith, Fred 97, 98, 99
 Smith, Keith 07, 08
 Smith, Lester 72, 73
 Smith, Malcolm 65, 66, 67, 68
 Smith, Rudolph "Red" 46
 Smith, Wayne 67, 68
 Spencer, Keith 94
 Spivey, Ronnie 83, 84
 Spradling, Mark 90, 91, 92, 93
 Spruel, Kendrick 99, 00
 Stamps, Nick 01
 Stephenson, Jon 65, 66, 67
 Stewart, Jimmy 67
 Stokes, Billy R. 66, 67
 Stone, George 65, 66
 Strickland, Fred 80, 81
 Sykes, Joe 03, 04
 Sylver, Earnest 93

Talley, Robert 66
 Tatum, Kevin 87, 88
 Taylor, Duane 94
 Taylor, Frank 42
 Taylor, Mike 65
 Taylor, Troy 95, 96
 Thompson, Barry 04, 05
 Thompson, Donald 95, 96
 Thornton, George 69, 70, 71, 72
 Tims, Orren 08
 Tipton, Garnet 32

Todd, Dan 74, 75
 Troutman, David 77
 Troutman, Keith 85, 86
 Tubbs, Curtis 57
 Tullos, Jim 55, 58, 59, 60
 Turner, Elton 52
 Turner, Felton 52
 Tyler, Tim 41
Vallery, Roy 53, 54
 Vines, Crawford 51, 52, 53, 54

Wafer, Emerson
 79, 80, 81, 82
 Walker, Charles 81
 Walling, Jamie 80
 Washington, Drew 06, 07, 08
 Waters, T. H. "Muddy"
 33, 34, 35, 36
 Watley, Mark 89
 Watson, Bob 65, 66, 67
 Watson, Roy 80, 81
 Weakly, Walter "Chick" 31
 Wells, Lawrence "Lanky"
 74, 75, 76, 77
 White, Joe 55, 56
 White, Randy 86, 87, 88, 89
 Whitmore, John 66, 67, 68, 69
 Whitten, L. T. "Hawk" 40
 Wiggins, Billy 53, 54, 55, 56
 Wiggers, Sonny 52
 Wilder, Michael 02
 Wilds, Michael 05, 06
 Wilkins, Troy 96
 Williams, Bill 51
 Williams, Curtis 99, 00
 Williams, Elliott 78, 79
 Williams, Joe 38, 39
 Williams, Kevin 82
 Williams, Leonard 94
 Williams, Reggie 01
 Williamson, Stanley 82
 Willis, Joey 84
 Willis, Tommy 72
 Wilson, B. J. 53
 Winters, Jamie 96
 Witmer, W. K. 44
 Woodall, James 50
 Woods, Eric 03, 04, 05
 Woodward, Ron 57, 58, 59, 60

Wooldridge, Jim 74, 75, 76, 77
 Wright, Billy 82, 83
 Wyatt, Bobby 73, 74
Young, JueMichael 04
Zoeller, James 41, 42



All-Time Scores

Southern Intercollegiate Athletic Association

Coach R.C. Kenny
1925-26 (7-7, 5-3 SIAA)

1926 (7-7)

Centenary	L, 13-45
Centenary	L, 35-39
Louisiana Col.	W
Louisiana Col.	L
NW (La.) St.	L
NW (La.) St.	L
UL-Lafayette	W
UL-Lafayette	W
Louisiana Col.	W
Louisiana Col.	L
Centenary	W, 32-23
Centenary	L, 44-50
UL-Lafayette	W
UL-Lafayette	W

Coach Robert S. Wynn
1926-31 (61-55)

1926-27

(14-8, 13-5 SIAA Champs)

NW (La.) St.	L, 22-34
Louisiana Col.	L, 22-42
Louisiana Col.	L, 29-31
UL-Lafayette	W, 30-19
UL-Lafayette	W, 33-28
Millsaps Col.	W, 45-27
Millsaps Col.	L, 28-39
Miss. Col.	W, 29-27
Miss. Col.	W, 41-33
Centenary	W, 43-19
Centenary	W, 40-12
Miss. Col.	L, 26-42
Miss. Col.	L, 34-36
Millsaps Col.	W, 53-23
Millsaps Col.	W, 36-31
Louisiana Col.	W, 29-17
Centenary	W, 33-17
Centenary	W, 35-26
NW (La.) St.	L, 30-42
Wofford Col.	W, 50-41
Mercer	L, 19-37

1927-28

(15-10, 10-6 SIAA Champs)

Centenary	L, 26-30
Centenary	W, 43-34
Millsaps Col.	L, 33-37
Millsaps Col.	W, 57-38
Miss. Col.	L, 43-44
Miss. Col.	L, 37-61
UL-Lafayette	W, 40-30
UL-Lafayette	W, 40-30
LSU	L, 35-40
LSU	L, 28-37
Miss. Col.	W, 48-46
Miss. Col.	L, 27-31
Millsaps Col.	W, 53-28
Millsaps Col.	W, 41-26
Birm.-South	W, 72-41
Birm.-South	W, 33-23
NW (La.) St.	W, 32-31
Arkansas A&M	W, 64-34
Arkansas A&M	W, 66-21
NW (La.) St.	W, 34-24
Centenary	W, 32-31
Centenary	L, 32-33
Western Kentucky	W, 40-33

Tenn.-Chattanooga	L, 30-41
Birm.-South	L, 27-37

1928-29 (12-13)

Arkansas A&M	W
Col. of the Ozarks	W
Col. of the Ozarks	W
El Dorado Root Refin.	W
El Dorado Root Refin.	W
Centenary	L, 26-37
Centenary	L, 30-34
Louisiana Col.	W
Louisiana Col.	L
Louisiana Col.	W
Louisiana Col.	L
NW (La.) St.	L
NW (La.) St.	L
UL-Lafayette	L
UL-Lafayette	L
Mississippi Col.	L
Mississippi Col.	W
Millsaps Col.	W
Millsaps Col.	W
Mississippi Col.	W
Centenary	L, 24-26
Centenary	L, 43-44
NW (La.) St.	W
NW (La.) St.	L
NW (La.) St.	L

1929-30 (13-12)

Magnolia A&M	W, 33-13
Magnolia A&M	L, 25-28
Mississippi Col.	L, 35-47
Mississippi Col.	L, 39-49
Shreveport "Y"	W
Monroe Adlers	W
Centenary	L, 30-35
Centenary	L, 30-31
LSU	L, 31-37
LSU	L, 27-42
Louisiana Col.	L, 29-36
Louisiana Col.	L, 27-38
NW (La.) St.	W, 35-21
NW (La.) St.	W, 26-24
Mississippi Col.	W
Mississippi Col.	W, 32-16
NW (La.) State	W
Louisiana Col.	W, 41-28
Louisiana Col.	W
Centenary	L, 16-27
Centenary	L, 27-45
Louisville	W
Mississippi Col.	W
Ky. Wesleyan	W
UL-Lafayette	L

1930-31 (7-12)

Captain: "Chick" Weekly

Centenary	L, 31-44
Millsaps Col.	L, 31-44
UL-Lafayette	L, 31-44
UL-Lafayette	L, 29-44
Louisiana Col.	W, 53-42
Louisiana Col.	W, 48-30
NW (La.) St.	L, 48-50
NW (La.) St.	L, 27-37
Louisiana Col.	L, 30-47
Louisiana Col.	L, 25-41
Miss. Col.	W, 36-29
Birm.-South	W, 30-25
Birm.-South	W, 37-25
Millsaps Col.	L, 30-43
Mississippi Col.	L, 30-61

NW (La.) St.	W, 49-39
NW (La.) St.	W, 30-25
Centenary	L, 25-30
Centenary	L, 22-30

Coach Hall Lee
1931-34 (24-19)

1931-32 (4-9)

Captain: Garnet Tipton

Louisiana Col.	W, 30-29
NW (La.) St.	L, 31-35
NW (La.) St.	L, 37-45
Union Univ.	W, 67-37
Millsaps Col.	L, 35-44
UL-Lafayette	W, 48-18
Centenary	L, 39-42
Mississippi Col.	L, 35-36
Millsaps Col.	L, 33-40
Louisiana Col.	W, 38-32
Centenary	L, 22-27
Centenary	L, 24-39
Centenary	L, 25-29

1932-33 (8-4)

Marshall	W, 48-23
Louisiana Col.	W, 41-36
UL-Lafayette	W, 46-24
Stetson	L, 42-43
UL-Lafayette	W, 41-40
Union Univ.	W, 40-33
Miss. St. Teachers	W, 49-45
Louisiana Col.	W, 30-23
Centenary	L, 26-27
NW (La.) State	L, 36-53
NW (La.) State	W, 53-51
Centenary	L, 25-36

1933-34

(12-6, 4-3 SIAA Champs)

Western Kentucky	W, 43-38
Stetson	W, 55-32
UL-Lafayette	W, 59-31
Louisiana Col.	W, 43-29
Loyola of South	W, 39-29
Loyola of South	W, 45-27
Louisiana Col.	W, 42-37
Centenary	L, 18-44
Millsaps Col.	W, 41-38
NW (La.) St.	W, 49-48
UL-Lafayette	L, 44-50
Millsaps Col.	L, 25-34
Mississippi Col.	L, 33-42
Miss. St. Teachers	W, 43-25
NW (La.) St.	L, 31-36
Loyola of South	W, 64-27
Loyola of South	W, 44-30
Berea Col. (Ky.)	L

Coach L. P. McLane
1934-36 (26-12)

1934-35 (14-7)

Captain: T.H. Waters

Louisiana Col.	W, 30-23
Stetson	W, 38-25
Mississippi Col.	W, 34-33
Loyola of South	W, 44-21
Loyola of South	W, 46-37
UL-Lafayette	L, 31-36
Centenary	L, 43-46
Centenary	L, 35-38
NW (La.) St.	L, 31-44
NW (La.) St.	W, 44-31

Mississippi St.	W, 32-31
Louisiana Col.	W, 36-19
Millsaps Col.	W, 42-37
Millsaps Col.	L, 33-34
Union Univ.	W, 41-34
Union Univ.	W, 36-27
UL-Lafayette	W, 30-17
Loyola of South	W, 37-32
Loyola of South	L, 29-30
Wofford Col.	W, 36-18
Millsaps Col.	L, 29-31

1935-36 (12-5)

Millsaps Col.	W, 31-23
Mississippi Col.	W, 41-29
NW (La.) St.	L, 34-36
Miss. St. Teachers	W, 31-26
Birm. Southern	W, 20-12
Tampa	W, 32-19
UL-Lafayette	W, 40-31
Mississippi Col.	W, 58-31
Millsaps Col.	W, 38-27
Miss. St. Teachers	L, 36-39
Centenary	W, 38-37
Howard Col.	
of Teachers	W, 37-36
Centenary	L, 25-33
UL-Lafayette	W, 42-26
NW (La.) St.	L, 20-63
Wofford Col.	W, 42-37
Western Kentucky	L, 41-60

Coach Herb Duggins
1936-40 (26-46)

1936-37 (7-12)

Illinois Col.	W, 37-35
Louisiana Col.	L, 17-39
UL-Lafayette	W, 24-23
Tulane	L, 24-44
Loyola of South	W, 43-30
Loyola of South	W, 42-36
Centenary	L, 25-31
LSU	L, 34-35
LSU	L, 24-54
NW (La.) St.	L, 33-43
Centenary	L, 25-39
UL-Lafayette	W, 40-24
Centenary	L, 19-39
Miss. St. Teachers	W, 39-36
Louisiana Col.	W, 39-27
Loyola of South	L, 35-38
Loyola of South	L, 36-40
Centenary	L, 29-32
NW (La.) St.	L, 30-44

1937-38 (5-9)

Captain: Fred Miller

Ouachita Col.	L, 33-35
Oklahoma City	W, 46-29
Oklahoma City	L, 38-47
UL-Lafayette	W, 31-25
Centenary	L, 29-50
UL-Lafayette	L, 24-30
Louisiana Col.	W, 55-30
Centenary	L, 42-55
Centenary	L, 42-61
NW (La.) St.	L, 38-46
Louisiana Col.	W, 55-33
Centenary	L, 42-52
Ouachita Col.	W, 59-39
NW (La.) St.	L, 28-48

1938-39 (10-8)

Captain: Joe Williams

Illinois Wesleyan	W, 55-36
Louisiana Col.	W, 50-27
Ouachita Col.	W, 42-38
NW (La.) St.	W, 41-32
Centenary	L, 29-32
Centenary	W, 38-35
Ala. St. Teachers	L, 29-46
UL-Lafayette	W, 38-35
Loyola of South	L, 48-50
Loyola of South	W, 32-25
Louisiana Col.	W, 40-33
Loyola of South	W, 60-40
Loyola of South	W, 39-28
Centenary	L, 32-45
Howard Col. (Ala.)	L, 42-55
Centenary	L, 28-35
NW (La.) St.	L, 37-58
UL-Lafayette	L, 34-48

Louisiana Intercollegiate Conference Membership Begins

1939-40 (5-17, 4-12 LIC)

Capt: L.T. "Hawk" Whitten

Stephen F. Austin	L, 41-66
Stephen F. Austin	L, 37-48
Ouachita Col.	W, 42-38
TCU	L, 32-39
Texas Tech	L, 23-44
Texas Tech	L, 28-30
Louisiana Col.	W, 43-24
NW (La.) St.	L, 37-55
UL-Lafayette	L, 36-43
Louisiana Col.	W, 46-27
NW (La.) St.	L, 25-56
NW (La.) St.	L, 34-41
Centenary	L, 44-56
UL-Lafayette	L, 28-43
Centenary	L, 38-45
NW (La.) St.	L, 44-67
Centenary	L, 41-42
Louisiana Col.	W, 31-20
UL-Lafayette	L, 34-48
UL-Lafayette	L, 29-46
Centenary	L, 38-40
Louisiana Col.	W, 35-29

Coach Cecil Crowley
1940-42; 1945-64 (269-221)

1940-41 (7-10, 7-7 LIC)

Loyola of South	L, 39-41
Millsaps Col.	L, 23-46
Louisiana Col.	W, 45-29
Centenary	W, 44-37
Centenary	L, 42-49
Louisiana Col.	W, 51-50
NW (La.) St.	L, 34-41
Louisiana Col.	W, 51-32
Louisiana Col.	W, 46-41
Loyola of South	L, 34-61
UL-Lafayette	W, 54-51
UL-Lafayette	L, 45-51
Centenary	L, 33-36
NW (La.) St.	L, 37-55
UL-Lafayette	L, 32-45
UL-Lafayette	L, 48-63
Centenary	W, 54-44

1942

Louisiana Intercollegiate Champions

1941-42 (13-8, 7-1 LIC)

Camp Livingston	W, 57-34
-----------------	----------

Centenary	L, 39-45
Arkansas St.	L, 29-34
Louisiana Col.	W, 56-48
NW (La.) St.	W, 38-32
Southeastern La.	W, 60-40
Camp Livingston	L, 21-26
Centenary	W, 36-32
UL-Lafayette	W, 42-36
Louisiana Col.	L, 24-42
Millsaps Col.	W, 50-34
Louisiana Col.	W, 57-46
NW (La.) St.	W, 57-47
Louisiana Col.	W, 46-41
UL-Lafayette	L, 47-50
Southeastern La.	W, 54-51
Camp Beauregard	W, 23-18
Camp Beauregard	L, 45-48
Union Col.	W, 36-33
Delta St.	L, 26-49
Texas Tech	L, 47-59

1942-43

Basketball Discontinued

1943-44

Basketball Discontinued

Coach Joe Aillet
1944-45 (5-12)

1944-45 (5-12)

Captain: Albert E. Lukken

Camp Livingston	L, 46-53
Camp Livingston	W, 39-32
DeRidder AAB	W, 63-40
LC Army AB	L, 54-67
Millsaps Col.	L, 37-42
Barksdale AFB	L, 48-56
Barksdale AFB	L, 47-51
LSU	L, 38-43
NW (La.) St.	W, 51-49
NW (La.) St.	L, 48-49
Keesler Field	L, 45-46
Millsaps Col.	L, 27-45
UL-Lafayette	L, 42-48
LSU	L, 56-83
NW (La.) St.	W, 51-50
NW (La.) St.	W, 45-44
UL-Lafayette	L, 38-42

1946

Louisiana Intercollegiate Champions

Coach Cecil Crowley

1945-46 (16-8, 9-1 LIC)

Selman AAF	A	L, 33-35
Barksdale AFB	H	W, 43-37
Barksdale AFB	A	L, 34-36
Selman AAF	H	W, 62-42
Mississippi Col.	A	W, 37-27
Southern Miss	A	W, 36-24
Keesler AAF	A	L, 44-60
Mississippi Col.	H	L, 38-39
Keesler AAF	H	W, 51-41
LSU	A	L, 43-58
NW (La.) St.	A	L, 19-54
UL-Lafayette	A	W, 44-34
Centenary	H	W, 54-17
Southeastern La.	A	W, 47-27
Louisiana Col.	A	W, 50-33
UL-Lafayette	H	W, 54-33
SLU	H	W, 47-27
Louisiana Col.	H	W, 45-37
Centenary	A	W, 47-43

NW (La.) St.	H	W, 57-56
NW (La.) St.	A	W, 38-36
NW (La.) St.	H	L, 39-41
NW (La.) St.	H	W, 42-35
E. Wash. St.	A	L, 44-66

1947

Louisiana Intercollegiate Tri-Champions

1946-47 (12-6, 6-2 LIC)

Barksdale AFB	H	W, 64-37
S. F. Austin	A	L, 34-51
Sam Houston St.	A	L, 42-59
Delta State	H	L, 37-51
Peru (Neb.) St.	H	W, 69-38
Barksdale AFB	A	W, 93-56
Sam Houston St.	H	W, 63-53
S. F. Austin	H	W, 61-46
Louisiana Col.	A	W, 41-40
UL-Lafayette	H	W, 68-56
Delta St.	A	L, 45-71
NW (La.) St.	H	L, 53-56
Southeastern La.	H	W, 66-29
NW (La.) St.	A	W, 48-37
Louisiana Col.	H	W, 57-37
Southeastern La.	A	W, 51-27
UL-Lafayette	A	L, 38-39
Southern Miss	H	W, 77-47

1948

Louisiana Intercollegiate Co-Champions

1947-48 (14-10, 7-1 LIC)

R.C. Cola of S'PortW, 77-35

Miss. Col.	W, 56-46
Loyola of South	W, 48-44
Mississippi Col.	W, 55-49
Eastern Illinois	L, 57-58
Illinois State	L, 38-72
Illinois Wesleyan	L, 44-57
Bradley	L, 59-75
Centenary	W, 43-34
Southeastern La.	W, 61-35
Louisiana Col.	W, 66-36
Mississippi St.	W, 53-43
Delta St.	L, 41-59
NW (La.) St.	L, 41-48
Loyola South	L, 43-58
Southeastern La.	W, 59-49
Centenary	L, 36-56
Louisiana Col.	W, 67-37
Delta St.	L, 48-54
UL-Lafayette	W, 45-43
NW (La.) St.	W, 50-49
UL-Lafayette	W, 55-49
UL-Lafayette	W, 36-34
NW (La.) St.	L, 33-57

Gulf State Conference Memberships Begin

1948-49 (11-11, 8-8 GSC)

Starters: G.T. (Red) Latham 12.7 ppg; Tom Herrin 9.05; R.C. Looney 6.19; Jerry Lovett 5.37

Top Subs: Harold Carroll 4.75; Robert Bertrand 5.50

Barksdale AFB	H	W, 88-30
Red River Arsenal	H	W, 116-28
Western Illinois	H	L, 37-57
Jacksonville NAS	A	L, 62-63
Springhill Col.	A	L, 30-32
SLU	A	L, 44-49
Centenary	A	L, 30-32

Louisiana Col.	H	W, 65-23
UL-Lafayette	A	W, 49-48
Barksdale AFB	A	W, 58-44
Loyola South	A	L, 44-49
Southern Miss	A	L, 34-36
NW (La.) St.	H	W, 45-40
Jacksonville NAS	H	L, 53-55
UL-Lafayette	H	W, 62-41
SLU	H	W, 60-49
Springhill Col.	H	W, 37-35
Loyola South	H	W, 53-39
Louisiana Col.	A	L, 49-53
NW (La.) St.	A	L, 46-57
Southern Miss	H	W, 56-46
Centenary	H	L, 39-41

1949-50 (11-9, 8-8 GSC)

Starters: G.T. (Red) Latham 16.65 ppg; Jerry Lovett 11.05; Robert Bertrand 7.35; Sam Ledbetter 5.86; Scotty Robertson 3.20

Top Subs:

Joe Mott 3.15; Jody Barnett 2.39

Ouachita Col.	H	W, 54-52
Ouachita Col.	A	L, 43-51
Mississippi Col.	H	W, 65-42
Mississippi Col.	A	W, 67-39
Louisiana Col.	A	W, 53-52
Springhill Col.	H	W, 57-47
Centenary	A	L, 41-62
Loyola South	H	L, 39-47
SLU	A	L, 52-57
UL-Lafayette	H	W, 69-67
Southern Miss.	A	L, 51-59
Springhill Col.	A	L, 33-56
SLU	H	L, 52-57
NW (La.) St.	A	L, 41-43
UL-Lafayette	A	L, 51-59
Loyola South	A	W, 53-48
Louisiana Col.	H	W, 74-57
Southern Miss.	H	W, 64-58
NW (La.) St.	H	W, 60-55
Centenary	H	W, 60-51

1950-51 (11-10, 6-10 GSC)

Starters: Jerry Lovett 16.1; Robert Bertrand 13.3; Crawford Vines 9.4; Sam Ledbetter 6.9; Joe Mott 4.5

Top Subs : Fred Durham 4.8

Scotty Robertson 4.9

Mississippi Col.	H	W, 76-53
SE Okla. St.	H	W, 40-30
Mississippi Col.	A	W, 67-49
Henderson St.	H	W, 80-56
Louisiana Col.	W, 71-51	
Henderson St.	W, 91-88	
Loyola South	L, 56-57	
SLU	W, 56-49	
NW (La.) St.	L, 57-76	
Centenary	L, 64-67	
Southern Miss.	L, 54-56	
Springhill Col.	L, 41-46	
Southeastern La.	L, 64-84	
Springhill Col.	W, 54-45	
NW (La.) St.	L, 66-68	
Southern Miss.	L, 53-55	
Loyola of South	W, 58-56	
Louisiana Col.	W, 79-58	
UL-Lafayette	W, 63-61	
Centenary	L, 66-83	
UL-Lafayette	L, 55-74	

1951-52 (13-11, 6-10 GSC)

Starters: Jerry Lovett 17.5 ppg; L.V. Norris 9.0; Crawford Vines 8.6; Joe Mott 7.7; Bill Bailey 5.1

Top Sub: Paul Kendrick 5.3

BULLDOG HISTORY

Southern St.	H	W, 62-44
Ouachita Col.	A	W, 79-69
Southern St.	A	W, 65-54
Henderson St.	A	W, 52-46
Arkansas St.	A	W, 59-56 ^{OT}
Ouachita Col.	H	W, 78-41
UL-Lafayette	H	W, 71-49
Louisiana Col. ^F	A	W, 2-0
Loyola South	H	L, 59-56
Loyola South	A	L, 54-64
SLU	H	L, 68-70
Springhill Col.	H	W, 58-47
Centenary	H	W, 60-50
Southern Miss	A	L, 68-84
SLU	H	W, 79-57
NW (La.) St.	A	L, 47-49
UL-Lafayette	A	W, 62-54
Southern Miss.	A	L, 66-74
Springhill Col.	A	L, 57-62
Louisiana Col.	H	W, 85-60
Centenary	A	L, 48-61
NW (La.) St.	A	L, 74-78
NW (La.) St. ¹	N	L, 54-81
Centenary ²	N	L, 57-60

^FForfeit
¹Gulf State Conf. Tourney, Natchitoches, La.

²NAIA Tourney, La. District, Natchitoches, La.

1953

Gulf State Champions

1952-53 (17-10, 9-3 GSC)

Starters: L.V. Norris 14.1 ppg.; Chester Coker 13.6; Billy Wiggins 11.1; Crawford Vines 10.2; Bill Bailey 9.6

Top Subs: L.J. Fontenot 3.9; Roy Vallery 3.6

Memphis	A	L, 63-70
Henderson St.	H	W, 107-49
Arkansas St.	H	W, 66-58
E. New Mexico	H	W, 76-62
North Texas	H	L, 50-59
UTEP	H	W, 68-56
North Texas	A	L, 58-77
UL-Lafayette	A	W, 57-55
McNeese St.	A	W, 48-45
Louisiana Col.	H	W, 86-54
Southern Miss.	H	W, 70-61
Louisiana Col.	A	W, 79-68
Southern Miss.	A	L, 67-76
Springhill Col.	A	L, 64-72
Centenary	A	L, 64-72
McNeese St.	H	W, 58-57 ^{OT}
Memphis	H	W, 93-83
NW (La.) St.	H	W, 70-62
UL-Lafayette	H	W, 76-65
Springhill Col.	H	W, 75-53
SLU	A	L, 67-77
Centenary	A	L, 58-61
NW (La.) St.	A	L, 78-80
SLU	H	W, 74-66
McNeese St.	H ¹	W, 53-50
Centenary	H ¹	W, 83-66
Hamline	N ²	L, 80-89

¹La. NAIA Playoff, Dist. 18

²NAIA Tournament, Kansas City, Mo.

1953-54 (11-14, 3-9 GSC)

Starters: L.V. Norris 17.0 ppg.; Chester Coker 15.8; Billy Wiggins 12.8; Billy Bailey 7.5; Crawford Vines 7.4

Top Subs: L.J. Fontenot 3.9; Roy Vallery 3.6

Arkansas Tech	H	W, 92-83
Southern St.	A	W, 88-70
North Texas	A	L, 75-80 ^{OT}
Southern St.	H	W, 82-61
Culver-Stockton	H	W, 73-46
Arkansas Tech	A	L, 77-102
North Texas	H	W, 83-66
UL-Lafayette	H	W, 63-56
UL-Monroe	A	L, 61-65
NW (La.) St.	H	L, 81-73 ^{OT}
SLU	A	L, 62-74
NW (La.) St.	A	L, 81-73 ^{OT}
Springhill Col.	A	W, 74-69
Southern Miss.	A	L, 68-82
Centenary	H	W, 54-41
McNeese St.	H	W, 47-39
Louisiana Col.	A	L, 66-72
UL-Monroe	H	L, 82-84 ^{OT}
Southern Miss.	H	L, 73-79
Louisiana Col.	H	W, 87-61
Springhill Col.	H	W, 71-60
Centenary	A	L, 74-76
Southeastern La.	H	L, 68-79
UL-Lafayette	A	L, 81-84
McNeese St.	A	L, 54-64

1955

Gulf State Co-Champions

1954-55 (20-10, 9-3 GSC)

Starters: L.V. Norris 20.3 ppg.; Chester Coker 17.6; Billy Wiggins 14.4; Jap Gullatt 9.0; Bill Bailey 8.4

Top Subs: L.J. Fontenot 4.0; Hank Halverson 2.7

East Texas St.	A	L, 59-72
SE Okla. St.	H	L, 51-54
Arkansas Tech	A	W, 88-85
East Texas St.	H	L, 63-68
Texas Wesleyan	H	W, 101-86
UTEP	H	W, 76-69
Hamline ¹	N	W, 69-68 ^{OT}
Centenary ¹	A	W, 73-58
Arkansas Tech	H	W, 98-87
UL-Lafayette	A	W, 79-78 ^{OT}
McNeese St.	A	W, 48-46
Louisiana Col.	H	W, 107-68
NW (La.) St.	H	W, 81-80
Southeastern La.	L	70-87
UL-Monroe	A	W, 72-59
Louisiana Col.	A	W, 86-60
Centenary	A	L, 97-99 ^{OT}
Southern Miss.	A	L, 72-82
SLU	H	W, 73-63
Centenary	H	W, 85-55
McNeese St.	H	L, 55-60
Southern Miss.	H	W, 77-64
UL-Monroe	A	L, 92-95
NW (La.) St.	A	W, 93-72
UL-Lafayette	H	W, 105-65
NW (La.) St. ²	A	L, 91-93
NW (La.) St. ²	H	W, 83-80
NW (La.) St. ²	H	W, 95-92
Coe Col. ³	N	W, 94-65
Steubenville ³	N	L, 65-90

¹La. Invitational, Shreveport, La.

²NAIA Playoff, District 18

³NAIA National Tournament, Kansas City, Mo.

1955-56 (11-14, 7-5 GSC)

Starters: Billy Wiggins 19.7 ppg; Ray Germany 9.8; Jim Knotts 10.8; Joe White 6.7; Jap Gullatt 7.0

Top Subs: Ben Alexander 3.9; L.J. Fontnot 5.5

Arkansas Tech	H	W, 86-68
St. Louis	A	L, 81-98
East Texas St.	H	W, 67-64
Southeastern La.	H	W, 90-79
E. New Mexico	H	W, 91-58
Texas Wesleyan	H	W, 75-69
Washington St. ¹	N	L, 56-60
North Texas ¹	N	L, 62-69
Arkansas Tech	A	L, 71-79
UL-Lafayette	H	W, 75-49
East Texas St.	A	L, 55-73
Centenary	H	L, 61-63
UL-Monroe	A	L, 76-81
McNeese St.	H	L, 58-70
Louisiana Col.	A	W, 79-72
Southern Miss.	A	L, 53-72
Southern Miss.	H	L, 51-62
NW (La.) St.	A	L, 77-87
Centenary	A	L, 68-80
Louisiana Col.	H	W, 88-62
McNeese St.	A	L, 58-63
NW (La.) St.	H	W, 76-58
UL-Lafayette	A	W, 81-62
SLU	A	L, 60-62
UL-Monroe	H	W, 72-66

¹La. Invitational, Shreveport, La.

1956-57 (14-11, 6-4 GSC)

Starters: Ray Germany 16.6; Jim Knotts 13.4; Charles Frye 11.7; Jap Gullatt 12.7; Gary Richardson 8.4

Top Subs: Ronald Woodard 2.5
 J.W. Mercer 3.5

East Texas St.	H	W, 69-53
Arkansas Tech	A	W, 79-67
Abilene Christian	H	W, 103-75
SW Texas St.	H	W, 72-69
East Texas St.	A	L, 62-66
Arkansas St.	H	W, 85-73
Loyola of South ¹	N	L, 59-66
Hardin-Simmons ¹	N	W, 80-56
Furman ¹	N	L, 72-80
Southern Miss.	H	W, 65-51
Louisiana Col.	A	L, 72-77
UL-Monroe	H	W, 93-83
NW (La.) St.	H	W, 56-43
McNeese St.	A	L, 51-61
UL-Lafayette	H	W, 105-65
Southern Miss.	A	L, 47-48
SLU	A	L, 67-69
SLU	H	W, 85-60
Louisiana Col.	H	W, 79-61
NW (La.) St.	A	L, 43-56
McNeese St.	H	L, 41-49
Centenary	A	L, 75-92
UL-Lafayette	A	W, 84-68
Centenary	H	L, 64-66
UL-Monroe	A	W, 84-81

¹La. Invitational, Shreveport, La.

1957-58 (15-10, 4-6 GSC)

Starters: Jackie Moreland 24.1; Charles Frye*13.0; J.W. Mercer 6.5; James Tullose 6.7; Gary Richardson 5.3

Top Subs: Rob Woodward 4.6

SE Oklahoma	H	W, 58-51
East Texas St.	H	W, 55-42
Arkansas Tech	H	W, 77-63
E. New Mexico	H	W, 82-60
Davidsen Col. ¹	A	W, 66-41
Tennessee ¹	N	W, 68-61
Alabama ¹	N	L, 42-63
Hardin-Simmons ²	N	W, 48-44
Southern Miss. ²	N	W, 68-60
NW (La.) St. ²	N	W, 41-40
Southern Miss.	H	L, 59-68

Centenary	H	W, 80-65
Ky. Wesleyan	H	W, 85-63
SLU	A	L, 50-59
McNeese St.	H	L, 57-66
NW (La.) St.	A	L, 60-66
Southern Miss.	A	L, 50-51 ^{OT}
UL-Lafayette	A	L, 72-75
McNeese St. ²	A	L, 55-58 ^{OT}
UL-Lafayette	H	W, 63-53
UL-Monroe	A	W, 92-70
Centenary	A	L, 61-65
Southeastern La.	H	W, 68-49
UL-Monroe	H	W, 79-64
NW (La.) St.	H	L, 66-72 ^{OT}

¹Caronsel Tourn., Charlotte, NC

²La. Invitational, Shreveport, La.

1959

Gulf State Champions

1958-59 (21-4, 9-1 GSC)

Starters: Jackie Moreland 21.1; Ray Germany 13.7; Charles Frye* 9.3; Jim Tullos 9.1; Joe Daigle 5.7

Top Subs: Ron Woodward 6.8; Ron Futrell 4.8

SE Oklahoma	H	W, 77-59
Texas Wesleyan	H	W, 95-47
SW Texas St.	H	W, 76-45
SW Texas St.	H	W, 66-57
East Texas St.	H	W, 58-34
Tennessee Tech	A	L, 72-91
Ky. Wesleyan	A	W, 90-76
William & Mary ¹	N	W, 63-49
NW (La.) State ¹	N	W, 79-74
Virginia Tech ¹	N	W, 71-66
Arkansas Tech	H	W, 83-45
UL-Lafayette	H	W, 83-70
SLU	A	W, 66-57
McNeese St.	H	W, 74-60
Centenary	A	L, 69-72
NW (La.) St.	H	W, 88-59
Southern Miss.	A	L, 54-72
McNeese St.	A	L, 62-41
UL-Monroe	H	W, 34-27
UL-Lafayette	A	L, 62-70
SLU	H	W, 76-63
Centenary	H	W, 67-56
NW (La.) St.	A	W, 89-65
Southern Miss.	H	W, 64-61
UL-Monroe	A	W, 64-59

¹Gulf South Classic; Shreveport, La.

1959-60 (17-9, 6-4 GSC)

Starters: Ray Germany 12.1; Jackie Moreland 18.1; Joe Daigle 10.0; Ron Woodland 6.9; Ron Futrell 8.5

Top Sub: Jim Tullos 8.9

East Texas St.	H	W, 66-40
SW Texas St.	H	W, 56-42
Mississippi St.	A	W, 71-62
Middle Tenn.	H	W, 81-63
SE Okla. St.	H	W, 62-52
Arkansas Tech	A	W, 93-74
Washington ¹	N	W, 67-57
E. Kentucky St. ¹	N	L, 65-74
G. Washington ¹	N	L, 63-66
McNeese St.	A	L, 52-62
UL-Monroe	H	W, 93-55
Southeastern La.	A	W, 65-58
UL-Lafayette	H	L, 54-57
Southern Miss.	H	L, 70-74 ^{OT}
Murray St.	A	L, 47-54
Centenary	A	W, 67-53
Southern Miss.	A	L, 67-79
Springhill Col.	A	W, 63-55
McNeese St.	H	W, 46-45

BULLDOG HISTORY

NW (La.) St.	A	L, 71-90
UL-Monroe	A	W, 72-60
UL-Lafayette	A	L, 73-87
Centenary	A	W, 64-56 ^{OT}
Springhill Col.	H	W, 59-51
NW (La.) St.	H	W, 50-47
Southeastern La.	H	W, 92-70

1960-61 (7-16, 3-7 GSC)

Starters: Joe Diagle 12.9; Ron Futrell 12.4; Max Lewis 7.6; Joe Abendroth 8.6; Jackie Fair 5.2

Top Sub: Ron McNabb

SE Okla. St.	H	L, 61-77
East Texas St.	H	W, 52-48
Mississippi St.	H	W, 61-60
SW Texas St.	H	L, 70-76 ^{OT}
Southern Miss.	H	L, 61-66 ^{OT}
South Carolina	N	L, 66-72
Georgetown ¹	N	L, 52-63
UTEP	N	W, 81-76
Arkansas Tech	H	L, 62-72
UL-Lafayette	H	W, 55-50
NW (La.) St.	A	L, 41-42
Southeastern La.	H	W, 54-53
UL-Lafayette	A	L, 57-68
McNeese St.	A	L, 37-61
UL-Monroe	H	L, 53-59
Southern Miss.	A	L, 48-50
Centenary	H	L, 45-58
SLU	A	L, 58-70
NW (La.) St.	H	W, 66-57
McNeese St.	H	L, 41-46
Ga. Southern	H	W, 56-54
Centenary	A	L, 58-65
UL-Monroe	A	L, 57-61

¹Gulf South Classic, Shreveport, La.

1961-62 (6-17, 3-7 GSC)

Starters: Jerry Hood 8.9; Jim Graves 5.0; Ron McNabb 9.1; Joe Abendroth 14.8; Jackie Fair 11.7

Top Sub: Max Lewis 6.7

Mississippi St.	A	L, 58-81
Mississippi	A	L, 78-96
SE Okla. St.	H	L, 65-74
Mississippi	H	L, 64-68
Southern Miss. ¹	N	L, 72-81
Murray St. ¹	N	L, 61-69
NW (La.) St. ¹	N	L, 63-65
McNeese St.	A	L, 54-60 ^{OT}
NW (La.) St.	H	W, 72-70
Centenary	A	L, 61-65
UL-Monroe	A	L, 75-76 ^{OT}
McNeese St.	H	W, 53-45
Arkansas Tech	H	L, 86-93
Southern Miss.	H	L, 77-84
Arkansas Tech	H	W, 78-69
Southern Miss.	H	W, 70-57
NW (La.) St.	A	L, 75-79
Centenary	H	W, 69-64
UL-Monroe	H	L, 59-65
UL-Lafayette	A	L, 69-83
SLU	H	W, 78-69
SLS	A	L, 75-78
UL-Lafayette	H	L, 69-74

¹Gulf South Classic; Shreveport, La.

1962-63 (10-13, 4-6 GSC)

Starters: Ray Penny 10.8; Joe Abendroth 17.9; Jerry Hood 14.2; Butch Miller 8.3; Ron McNabb 8.2

Top Subs: Dave Hurska 7.4; Max Howard 2.4

Mississippi St.	H	L, 61-80
Mississippi	H	W, 81-73

Arkansas Tech	H	W, 78-74
SE Okla. St.	H	L, 60-61
Mississippi	A	W, 68-64
West Texas St. ¹	N	W, 81-77
Centenary ¹	A	L, 61-79
Southern Miss. ¹	N	W, 83-77
UL-Lafayette	A	L, 49-68
Centenary	H	W, 75-65 ^{OT}
UL-Monroe	A	L, 73-76
SLU	H	W, 84-76
McNeese St.	A	L, 53-58
NW (La.) St.	A	L, 80-82 ^{OT}
Arkansas Tech	A	L, 67-92
Southern Miss.	H	L, 63-65
Centenary	A	L, 77-79
UL-Monroe	H	W, 81-74
Southern Miss.	A	L, 90-96 ^{OT}
SLU	A	L, 54-75
McNeese St.	H	L, 49-54
UL-Lafayette	H	W, 75-66
NW (La.) St.	H	W, 89-73

¹Gulf South Classic; Shreveport, La.

1964 Gulf State Co-Champions

1963-64 (12-10 7-3 GSC)

Starters: Jerry Hood 17.5; Joe Abendroth 17.5; Ray Penny 9.2; Ron McNabb 8.1; Butch Miller 8.2

Top Subs: David Hruska 6.3; Joe Barron 5.9

Mississippi St.	A	L, 61-105
East Texas St.	H	W, 81-66
SE Okla. St.	H	W, 77-71
Arkansas Tech	A	W, 99-71
Mississippi	A	L, 79-92 ^{OT}
UL-Monroe	H	L, 73-77
NW (La.) St.	H	W, 80-88 ^{OT}
McNeese St.	H	W, 71-61
SLU	A	W, 74-70
NW (La.) St.	H	W, 79-73
McNeese St.	A	W, 54-52
UL-Monroe	A	L, 63-73
Centenary	H	L, 52-58
Southern Miss.	A	L, 82-95
Southern Miss.	H	W, 94-90
NW (La.) St.	A	L, 75-79
Arkansas Tech	H	W, 91-87
UL-Lafayette	H	W, 69-68
Centenary	A	L, 71-84
UL-Lafayette	A	L, 75-84
UL-Monroe	H	W, 72-66
SLU	A	W, 75-67

Coach Scotty Robertson
1964-74 (161-86)

1964-65 (10-11, 6-4 GSC)

Starters: Jerry Hood 23.4 ppg; Leon Barmore 12.5; Jim Pruett 11.8;

Malcolm Smith 8.8; Ray Penny 8.7

Top Subs: Jon Stephenson 3.2; Dan McCormick 4.7

Louisiana Col.	H	W, 81-71
East Texas St.	A	L, 78-89
UALR	A	L, 90-102
Mississippi St.	H	L, 78-82
Mississippi	H	W, 75-72
UALR	H	W, 104-72
McNeese St.	A	L, 52-65
UL-Monroe	H	L, 71-79
SLU	A	L, 82-99
Southern Miss.	A	W, 88-83
UL-Lafayette	H	W, 77-73
Louisiana Col.	A	L, 67-79

NW (La.) St.	A	W, 83-68
McNeese St.	H	W, 53-51
UL-Monroe	A	L, 92-97 ^{OT}
Centenary	H	L, 83-90
SLU	H	W, 89-82
UL-Lafayette	A	W, 88-81
Southern Miss.	H	L, 88-92
NW (La.) St.	H	W, 88-85
Centenary	A	L, 73-98

1965-66 (14-11, 7-5 GSC)

Starters: Leon Barmore 18.3 ppg; George Stone 14.7; John Stephenson 10.9; Richard Peek 17.4; Malcolm Smith 6.4

Top Subs: Tommy Gregory 4.5

UALR	H	W, 95-77
Harding Col.	H	W, 89-83
UALR	A	W, 85-64
Louisiana Col.	H	L, 70-72
Mississippi St.	A	L, 70-82
Mississippi	A	L, 76-84
Tennessee ¹	N	L, 55-71
Virginia Military ¹	N	W, 73-70
Nicholls St.	A	W 99-70
NW (La.) St.	H	L, 68-73
McNeese St.	A	L, 55-70
UL-Monroe	H	W, 91-89 ^{2OT}
Southern Miss.	A	L, 74-98
Centenary	H	L, 91-104
SLU	H	L, 70-72
Louisiana Col.	A	W, 90-85
UL-Lafayette	H	W, 86-76
Nicholls St.	H	W, 90-81
NW (La.) St.	A	L, 68-87
McNeese St.	H	W, 39-35
UL-Monroe	A	W, 87-81
SLU	H	W, 99-85
Centenary	A	W, 112-108 ^{OT}
UL-Lafayette	A	L, 78-99
Southern Miss.	H	W, 102-85

¹Gulf South Classic, Shreveport, La.

1967 Gulf States Co-Champions

1966-67 (20-8, 11-1 GSC)

Starters: Leon Barmore* 15.6 ppg, 3.3 rpg; Charlie Bishop 14.6, 11.3; Richard Peek 14.1, 10.9; Jim Pruett 11.4, 2.8; Jon Stephenson 11.1, 6.6

Top Subs: Malcolm Smith 4.8, 2.7; Tommy Gregory 4.8, 4.4

Texas A&M	A	W, 53-50
Henderson St.	H	W, 89-66
Alabama	A	L, 73-84
Auburn	A	L, 77-84
Mississippi St.	H	L, 73-90
Mississippi	H	L, 67-84
Nicholls St. ¹	A	W, 97-92
Morehead St. ¹	N	L, 65-83
Centenary	A	W, 99-76
UL-Lafayette	A	W, 72-66
NW (La.) St.	H	W, 66-64
McNeese St.	A	L, 44-55
Centenary	A	W, 101-92
SLU	H	W, 88-65
Louisiana Col.	H	W, 92-86
Southern Miss.	H	W, 95-87
Nicholls St.	H	W, 98-79
UL-Lafayette	H	W, 80-78
NW (La.) St.	A	W, 75-63
McNeese St.	A	W, 84-66
SLU	A	W, 96-89
UL-Monroe	A	W, 75-71
Southern Miss.	A	L, 81-89 ^{OT}

Louisiana Col.	A	W, 77-75
Centenary	H	W, 112-93
UL-Monroe	H	W, 77-73
North Dakota ²	N	W, 86-77
Illinois State ²	N	L, 66-89

¹Holiday Classic, Shreveport, La.

²NCAA Small College Tournament, Bloomington, Ill.

1967-68 (16-9, 6-6 GSC)

Starters:

Malcolm Smith* 16.6 ppg, 9.0 rpg; Charlie Bishop 16.4, 13.4; Jim Pruett 11.6, 1.7; George Corley 11.3, 3.5; Wayne Smith 7.3, 1.8.

Top Subs: Bud Dean 5.7, 4.6; Tom Gregory* 5.5, 3.8

Texas A&M	H	L, 77-84
UALR	A	W, 75-60
Centenary	H	W, 89-73
UALR	H	W, 84-70
Belmont Col.	A	W, 87-57
Louisiana Col.	A	W, 74-64
Sam Houston ¹	N	W, 99-80
Cent. Okla. St. ¹	N	W, 69-65
UTPA ¹	A	L, 70-89
UL-Lafayette	H	L, 57-70
Nicholls St.	A	W, 68-67
NW (La.) St.	H	W, 97-87
SLU	A	W, 78-71
UL-Monroe	A	L, 73-84
McNeese St.	H	L, 57-67
Southern Miss.	H	L, 82-89
Southern Miss.	A	W, 93-86
UL-Lafayette	A	L, 70-88
Nicholls St.	H	W, 83-73
NW (La.) St.	A	L, 89-97
SLU	H	W, 96-68
McNeese St.	A	L, 77-83 ^{OT}
UL-Monroe	H	W, 102-92
Centenary	H	W, 91-84
Louisiana Col.	H	W, 85-71

¹Pan American Holiday Classic, Edinburg, Texas

1968-69 (12-13, 7-5 GSC)

Starters: George Corley 18.4 ppg, 4.4 rpg; Charlie Bishop 13.9, 12.2; Bud Dean 11.8, 6.4; George Thornton 6.2, 5.9; Mike Durham 11.0, 3.4

Top Subs: John Whitmore* 5.7, 2.5; Tommy Eagles 4.6, 2.7

Belmont Col.	H	W, 84-62
Mississippi St.	A	L, 73-84
UALR	A	W, 101-80
Texas A&M	A	L, 83-102
McNeese St.	A	L, 79-87
Auburn	H	L, 84-97
S.F. Austin ¹	N	L, 90-93
SE Oklahoma ¹	N	W, 88-78
Southern Miss.	H	W, 101-83
NW (La.) St.	H	L, 76-86
UL-Monroe	A	L, 74-84
SLU	H	W, 104-81
Nicholls St.	A	W, 72-70 ^{OT}
Southern Miss.	A	L, 85-95
UL-Lafayette	A	L, 60-73
Centenary	H	W, 70-68 ^{OT}
UL-Lafayette	H	L, 53-70
McNeese St.	H	W, 86-70
Louisiana Col.	A	L, 92-93 ^{OT}
NW (La.) St.	A	W, 86-84
UL-Monroe	H	W, 80-68
Southeastern La.	A	W, 79-67
Nicholls St.	H	W, 90-86 ^{OT}
Louisiana Col.	H	L, 80-83
Centenary	A	L, 79-87

BULLDOG HISTORY

¹ McNeese Tournament, Lake Charles, La.

1970 Gulf States Co-Champions

1969-70 (17-5, 9-3 GSC)
Starters: George Corley 20.2 ppg, 4.8 rpg; Mike Green 17.5, 13.1; Charlie Bishop 12.5, 8.7; Mike Durham 10.3, 4.5 Bud Dean* 10.1, 4.9
Top Subs: George Thornton 7.6, 4.0; Tommy Eagles 5.3, 2.8

Georgia Southern	A	W	80-77
Mississippi St.	H	W	78-71
UALR	H	W	120-78
Centenary	A	W	66-60
NW (La.) St.	A	W	75-74
Southern Miss.	A	L	81-84
UL-Monroe ³	H	L	106-107 ^{OT}
SLU	A	W	88-67
Nicholls St.	H	W	114-90
UL-Lafayette	A	L	79-86
McNeese St.	A	L	66-77
Louisiana Col.	H	W	79-71 ^{OT}
Texas A&M	H	W	100-84
Centenary	H	W	84-76
McNeese St.	A	W	77-72
Southern Miss.	H	W	95-87
NW (La.) St.	H	W	70-66
UL-Monroe	A	W	87-74
SLU	H	W	96-85
Nicholls State	A	W	64-62
UL-Lafayette	H	W	94-92 ^{OT}
Louisiana Col.	A	L	80-86

1971 Gulf States Champions

1970-71 (23-5, 10-0 GSC)
Starters: Mike Green* 18.8 ppg, 16.6 rpg; Jim Jenkins 15.7, 5.8; Andy Robertson 8.9; George Corley 13.3, 3.7; Bob Bradshaw 10.9, 5.9
Top Subs: Steve Robertson 5.8, 3.6; Willie Odom 4.3, 1.5

Auburn	A	L	87-93
Corpus Christi	H	W	103-77
Oral Roberts	H	W	96-95
NW (La.) St.	H	W	88-62
UL-Monroe	A	W	81-76
William Carey	A	W	77-76
Quachita Baptist ¹	N	W	108-66
Saint Leo-Flo. ¹	N	W	106-63
SLU	H	W	89-58
Nicholls St.	A	W	78-76
UL-Lafayette	H	W	104-93
McNeese St.	A	W	75-70
Louisiana Col.	H	W	77-67
San Diego St.	A	L	78-88
California	A	L	63-66
California St.	A	W	103-94
Houston Baptist	H	W	94-76
Louisiana Col.	A	W	73-64
NW (La.) St.	A	W	68-59
UL-Monroe	H	W	89-79
SLU	A	W	94-72
Nicholls St.	H	W	109-76
UL-Lafayette	A	L	92-97
McNeese St.	H	W	93-80
Houston Baptist	A	W	75-66
Corpus Christi	A	W	84-82
Tennessee St. ²	N	L	90-91 ^{OT}
New Orleans ²	N	W	107-88

¹McNeese Tournament, Lake Charles
²NCAA Regional Playoff, Lafayette,

La.

Southland Conference Membership Begins

1971-72 (23-3, 6-2 SLC)
Starters: Mike Green 24.0 ppg, 15.9 rpg; Andy Knowles 17.7, 3.7; Jim Jenkins 16.8, 4.0; George Thornton 12.0, 7.2; Steve Robertson 7.5, 5.6
Top Subs: Mike Bossard 5.7, 5.6; Willie Odom 5.3, 2.6

Louisiana Col.	H	W	75-62
Trinity	A	W	106-74
Arkansas Tech	H	W	113-84
UL-Monroe	H	W	106-80
William Carey	H	W	120-63
Auburn	H	W	107-82
Southern Illinois	H	W	110-66
Houston Baptist ¹	N	W	110-90
McNeese St. ¹	A	W	108-82
Southern Miss.	A	W	123-82
McNeese St.	H	W	114-90
Lamar	A	W	90-67
SLU	A	W	101-79
Cameron Col.	H	W	118-78
UL-Lafayette	A	L	86-107
Southern Miss.	H	W	91-63
Oral Roberts	A	L	104-109
NW (La.) St.	A	W	76-68
UL-Monroe	A	W	101-71
SLU	H	W	113-95
Arkansas St.	A	W	107-89
UL-Lafayette	H	L	101-111
McNeese St.	A	W	85-81
Louisiana Col.	A	W	101-66
NW (La.) St.	H	W	81-75
New Orleans	A	W	80-73

¹McNeese Tournament, Lake Charles

1972-73 (18-8, 8-4 SLC)
Starters: Mike Green 30.9 ppg; Barney Banks 11.6; Willie Odom 9.0; Mike Brossard 8.9; Steve Robertson 8.3
Top Subs: Bobby Wyatt 6.9; Gary Miller 3.7

Missouri	A	L	61-81
SMU ¹	N	W	92-87
Centenary ¹	A	W	88-76
NW (La.) St.	H	W	81-63
Southern Illinois	A	W	89-67
NW (La.) St.	A	W	85-74
Georgia Southern	H	W	85-80
Southern Miss.	H	W	87-66
St Peter's ²	N	W	90-62
Mercer ²	A	L	68-70
UL-Monroe	H	W	65-52
Arkansas St.	H	W	80-62
McNeese St.	A	L	60-62 ^{OT}
UL-Lafayette	H	L	64-74
Lamar	H	W	107-100
UT-Arlington	A	W	81-71
Oklahoma	A	L	63-65
New Orleans	H	W	91-73
Arkansas St.	A	W	88-78
UL-Monroe	A	L	73-74
McNeese St.	H	W	87-72
UL-Lafayette	A	L	93-94
Lamar	A	L	73-76
Abilene Christian	H	W	103-82
UT-Arlington	H	W	105-87
Abilene Christian	A	W	108-72

¹Centenary Invit., Shreveport, La.
²Mercer Invitational, Macon, Ga.

Major College Status

1973-74 (8-13, 13-10 SLC)

Starters: Barney Banks 15.1 ppg, 3.9 rpg; Mike McConathy 12.4, 2.0; Lanky Wells 9.5, 5.4; Bobby Wyatt* 9.3, 2.4; Dennis Seidenschwartz 8.2, 5.6
Top Subs: Mike Martin 5.7, 4.7; James Collins 5.2, 3.2
Stephen F. Austin A W, 97-77
Centenary A L, 90-102
Mercer H W, 90-87^{OT}
Southern Illinois A L, 82-109
Morehead H L, 96-92^{OT}
Mississippi² N L, 76-105
East Tennessee² N L, 70-82
UL-Monroe H L, 66-91
Morehead A L, 70-96
Houston Baptist A W, 80-77
Southern Miss. A L, 78-88
UL-Monroe A L, 77-98
Arkansas St. H L, 62-71
Lamar A W, 87-82
Houston Baptist A L, 73-81^{OT}
McNeese St. A L, 64-100
UT-Arlington H W, 82-73
Lamar H W, 91-81
Arkansas St. A L, 81-90
McNeese St. H W, 93-88
UT-Arlington A W, 91-82

¹Shreveport Classic in Mexico
²Pacemaker Classic, Monroe, La.

Coach Emmett Hendricks
1974-77 (40-37)

1974-75 (12-13, 5-3 SLC)
Starters: Lawrence Wells 18.4 ppg, 7.1 rpg; Mike McConathy 16.8, 2.7; Elliot Lawrence 11.5, 12.1; Dennis Seidenschwartz 6.8, 4.9; Lee Humble 4.3, 1.2
Top Subs: Larry Ames 3.1, 3.4; Walter May 4.7, 1.3

Indiana St.	A	L	72-77
Eastern Kentucky	A	L	70-74
Eastern Kentucky	H	W	83-77
Illinois State	A	L	81-109
Morehead St.	A	L	89-93 ^{OT}
Baylor	A	L	60-70
Tulane ¹	N	L	40-88
Rice ¹	N	W	86-82 ^{OT}
Texas ²	N	L	68-81
Virginia Military ²	N	W	85-73
UL-Monroe	H	W	97-92 ^{OT}
Mercer	A	L	66-91
Southern Illinois	H	L	58-94
UL-Monroe	A	L	78-95
Lamar	A	L	71-98
Indiana St.	H	W	67-63
McNeese St.	H	W	92-80
Arkansas St.	H	W	79-74 ^{OT}
UT-Arlington	A	L	70-80
Houston Baptist	H	W	81-68
Lamar	H	W	115-84
Houston Baptist	A	W	73-68
McNeese St.	A	L	74-91
Arkansas St.	A	W	71-69
UT-Arlington	H	W	83-82

¹Pacemaker Classic, Monroe, La.
²Senior Bowl, Mobile, Ala.

1976 Southland Conference Champions

1975-76 (15-11, 9-1 SLC)
Starters: Mike McConathy 24.7ppg, 2.7 rpg; Lanky Wells 18.6, 7.4; Dennis Seidenschwartz 8.5, 4.2;

Elliot Lawrence 7.3, 8.2;
Top Subs: Jim Wooldridge 4.5, 3.3; John Failing 2.7, 2.8

Kansas State	A	L	49-86
New Orleans	A	L	66-72
Mercer	A	L	72-73
Houston Baptist	H	W	93-57
Morehead	H	L	87-89 ^{OT}
Mercer	H	W	95-90
Baylor	H	W	76-66
Houston	A	L	75-96
Houston Baptist	A	L	58-65
Lamar ¹	N	W	74-69
UL-Monroe	A	W	76-73
UL-Monroe	H	W	73-72
Centenary	A	L	78-101
New Orleans	H	L	76-77
UL-Lafayette	A	W	78-68
UL-Monroe	A	L	66-90
Arkansas St.	H	W	89-84 ^{OT}
McNeese St.	A	W	79-74
UT-Arlington	H	W	118-90
Lamar	A	L	66-92
Arkansas St.	H	W	95-67
Illinois St.	H	L	72-76
McNeese St.	H	W	81-75
UT-Arlington	A	W	102-79
Lamar	H	W	103-100
UL-Lafayette	H	W	89-79

¹Pacemaker Classic, Monroe, La.

1976-77 (13-13, 4-6 SLC)
Starters: Mike McConathy* 27.5 ppg, 2.2 rpg; Lanky Wells* 18.0, 7.3; Victor King 11.6, 5.7; Elliot Lawrence 7.0, 10.7; Randy Alexander 14.4, 3.4
Top Subs: Jim Wooldridge 2.3, 1.9; John Failing 3.8, 3.7

Houston Baptist	A	W	74-64
Mercer	A	W	81-75
UL-Monroe	H	L	65-74
NW (La.) St.	A	L	82-88
UL-Lafayette	A	W	94-92
Houston Baptist	H	W	96-77
East Tennessee	N	W	78-72
UL-Monroe	A	W	72-70
Centenary	H	L	84-85
UL-Lafayette	H	L	72-81
New Orleans	A	L	67-88
Southern Miss.	A	L	77-86
Mercer	H	W	84-64
New Orleans	H	L	72-75
UL-Monroe	A	L	82-89
Arkansas St.	A	L	80-82 ^{2OT}
Lamar	H	L	103-107 ^{2OT}
UT-Arlington	H	W	106-82
Georgia St.	H	W	81-69
Southern Miss.	H	W	81-70
McNeese St.	A	L	66-68
Lamar	A	L	83-85
Arkansas St.	H	W	81-72
UT-Arlington	A	L	90-92 ^{OT}
McNeese St.	H	W	87-79
NW (La.) St.	H	W	115-99

¹Pacemaker Classic, Monroe, La.

Coach J.D. Barnett
1977-79 (23-29)

1977-78 (6-21, 2-8 SLC)
Starters: Victor King 17.0 ppg, 7.9 rpg; Randy Alexander 12.4, 6.0; Dave Simmons 10.6, 4.0; Terry Moore 5.4, 3.6; Elliot Williams 5.6, 1.8
Top Subs: Clinton Sampson 8.8, 4.8;

BULLDOG HISTORY

Mark Fields 2.9, 2.3		
Chattanooga ¹	N	L, 64-66
E. Michigan ¹	N	W, 66-63
Mercer	H	W, 55-50
N. Mexico St. ²	A	L, 51-69
UTPA ²	N	L, 63-78
Southern Miss.	A	L, 50-58
South Alabama	A	L, 39-43
Georgia	A	L, 34-42
UTEP	A	L, 45-51
NW (La.) St.	H	W, 59-55
Mercer	A	L, 60-72
UL-Monroe	H	W, 77-67
NW (La.) St.	A	L, 64-67
Arkansas St.	A	L, 54-66
UL-Monroe	A	L, 46-54
McNeese St.	A	L, 50-63
UL-Lafayette	A	L, 53-54
UT-Arlington	H	W, 79-77 ^{2OT}
Lamar	H	L, 48-65
Centenary	A	L, 71-82
South Alabama	H	L, 65-67
UT-Arlington	A	L, 69-74
Lamar	A	L, 70-81
Arkansas St.	H	W, 67-52
Centenary	H	L, 58-61
McNeese St.	H	L, 42-59
UL-Lafayette	H	L, 60-62

¹New Orleans Classic

²Roadrunner Classic, Las Cruces, N.M.

1978-79 (17-8, 6-4 SLC)

Starters: Victor King* 20.4 ppg; Dave Simmons 15.3; Joe Ivory 14.8; Johnny Ferrell 8.5; Emmerson Wafer 7.7

Top Sub: Rickey Burton 2.4

Arkansas Tech	H	W, 93-85 ^{OT}
Col. Of Ozarks	H	W, 77-56
LeTourneau	H	W, 92-65
Oklahoma	A	L, 68-84
North Texas	A	W, 75-65
Centenary ¹	N	W, 94-71
South Alabama ¹	A	L, 69-71
Centenary	H	W, 64-61
UL-Monroe	H	L, 67-73 ^{OT}
Murray St.	H	W, 109-88
NW (La.) St.	H	W, 66-58
Louisiana Col.	H	W, 82-65
McNeese St.	A	W, 70-56
Lamar	A	L, 65-68
UL-Monroe	A	L, 75-78 ^{OT}
UT-Arlington	H	W, 93-78
Lamar	H	L, 65-76
Murray St.	A	W, 73-60
Arkansas St.	H	W, 74-62
Centenary	A	W, 108-76
McNeese St.	H	W, 95-83
UL-Lafayette	H	L, 59-70
Arkansas St.	A	L, 60-68
UL-Lafayette	A	W, 70-68
UT-Arlington	A	W, 89-83 ^{OT}

¹Senior Bowl, Mobile, Alabama

Coach Andy Russo
1979-85 (122-55)

1979-80 (17-10, 10-5 SLC)

Starters: Joe Ivory* 17.3 ppg; Dave Simmons 14.6; Aroid Neal 9.0; Emmerson Wafer 4.2; Johnny Ferrell 4.0

Top Subs: Andre Ewing 9.2; Clinton Sampson 4.0

Texas Southern	H	W, 88-69
Oklahoma	A	L, 69-84
E. Texas Baptist	H	W, 80-74

NW (La.) St.	A	W, 51-41
UL-Monroe	A	W, 67-54
Centenary	A	W, 70-64
Belhaven	H	W, 71-55
Oklahoma City ¹	A	W, 79-72
North Texas ¹	N	W, 82-74
Oklahoma ¹	N	L, 70-80
NW (La.) St.	H	W, 68-55
Western Kentucky	H	L, 59-63
Southern Miss.	H	W, 67-62
UL-Monroe	H	L, 65-78
Centenary	H	W, 59-58
US International	H	W, 79-65
Arkansas St.	H	L, 54-61
Lamar	A	L, 60-74
UL-Lafayette	H	W, 74-70
North Texas	H	W, 77-65
McNeese St.	A	W, 62-60
UT-Arlington	H	W, 80-77
Lamar	H	L, 75-85
Arkansas St.	A	L, 37-48
UL-Lafayette	A	L, 77-88
McNeese St.	H	L, 63-67
UT-Arlington	A	W, 91-82

¹All-College Tournament, Oklahoma City, Okla.

1980-81 (20-10, 7-3 SLC)

Starters: Dave Simmons* 16.6 ppg; Aroid Neal 11.0; Johnny Ferrell 10.1; Emmerson Wafer 9.7; Ken Roberson 8.3

Top Subs: Ricky Bunton 3.5; Charles Walker 3.2

Ouachita Baptist	H	W, 71-49
NW (La.) St.	A	W, 71-68
Centenary	A	L, 64-72
NW (La.) St.	H	W, 79-67
Texas Tech	A	L, 47-67
Hardin-Simmons	A	W, 51-48
Western Michigan ¹	N	W, 75-62 ^{OT}
UL-Lafayette ¹	A	L, 49-64
Montana St. ²	N	W, 72-57
Portland St. ²	A	W, 63-50
Clemson ³	N	L, 49-50 ^{OT}
Rutgers ³	N	W, 51-47
Marquette ³	N	L, 66-80
UL-Monroe	H	W, 50-44
Southern Miss.	A	L, 57-62
UL-Monroe	A	W, 71-58
Centenary	H	W, 63-52
Hardin-Simmons	H	W, 79-71 ^{3OT}
Lamar	A	L, 64-66
UL-Lafayette	A	W, 79-71
McNeese St.	A	W, 78-59
Arkansas St.	H	W, 64-61
UT-Arlington	H	L, 59-61
UL-Lafayette	A	L, 58-65
Lamar	H	W, 77-71
McNeese St.	H	W, 75-57
Arkansas St.	A	W, 64-56
UT-Arlington	A	W, 61-52
McNeese St. ⁴	N	W, 64-52
Lamar ⁴	A	L, 69-83

¹Bayou Classic, Lafayette, La.

²Raindrop Classic, Portland, Ore.

³Rainbow Classic, Honolulu, Hawaii

⁴SLC Tournament, Beaumont, Texas

1981-82 (11-16, 2-8 SLC)

Starters: Ken Roberson 11.2 ppg; Emmerson Wafer* 11.1; Willie Simmons 10.8; Rennie Bailey 10.3; Alan Davis 4.6

Top Subs: Andre Ewing 6.6; Rickey

Bunton* 4.5		
Texas Tech	A	L, 75-89

Arkansas Tech	H	W, 65-53
Ouachita Baptist	H	W, 47-38
Centenary	A	W, 63-62
Southern Miss.	A	L, 47-60
UL-Monroe	A	L, 60-68
NW (La.) St.	A	W, 82-81 ^{2OT}
Kent St.	A	W, 60-55
Michigan	A	W, 51-50
Wabash College	H	W, 75-62
Centenary	H	L, 64-65
Southern Miss.	H	W, 60-58
Samford	A	L, 54-60
UL-Monroe	H	L, 66-76
UL-Lafayette	A	L, 55-65
UL-Lafayette	H	L, 51-71
Arkansas St.	A	W, 57-56
McNeese St.	A	L, 64-72
NW (La.) St.	A	L, 57-65
UT-Arlington	H	L, 60-73
Lamar	A	L, 70-80
Arkansas St.	H	L, 46-51
McNeese St.	H	W, 81-69
UT-San Antonio	A	W, 63-57
UT-Arlington	A	L, 71-80
Lamar	H	L, 50-65
McNeese St. ¹	N	L, 77-78 ^{3OT}

¹SLC Tournament, Lafayette, La.

1982-83 (19-9, 8-4 SLC)

Starters: Karl Malone 20.9 ppg; Willie Simmons 9.6; Alan Davis 9.1; Wayne Smith 5.6; Rennie Bailey* 8.5

Top Subs: Ken Roberson* 5.0;

Ronnie Spivey 4.2

UTPA	A	W, 66-58
Rice	A	W, 63-62
UL-Lafayette	H	L, 45-46
Texas Tech	H	W, 66-60
Centenary	A	L, 65-69
NW (La.) St.	A	W, 84-79
NW (La.) St.	H	W, 65-55
Alabama	A	L, 73-88
James Madison ²	N	W, 62-61
Ball State ²	A	L, 77-81
Texas Wesleyan	H	W, 52-46
Centenary	H	W, 78-59
UTPA	H	W, 59-39
UL-Monroe	A	L, 48-66
UT-San Antonio	H	W, 58-48
Arkansas St.	H	W, 42-39 ^{OT}
Lamar	A	L, 43-51
McNeese St.	A	W, 65-48
North Texas	H	W, 70-64
UT-Arlington	A	L, 76-81
UL-Monroe	H	W, 70-55
Arkansas St.	A	W, 46-44
Lamar	H	W, 88-79
McNeese St.	H	W, 88-71
North Texas	A	L, 67-75
UL-Lafayette	A	W, 76-72 ^{2OT}
UT-Arlington	H	W, 81-79
North Texas ³	N	L, 73-87

¹Shreveport, La.

²Ball State Classic, Muncie, Indiana

³SLC Tournament, Beaumont, Texas

1984

Southland Conference Tournament Champions

1983-84 (26-7, 8-4 SLC)

Starters: Karl Malone 18.7 ppg; Rennie Bailey* 12.1; Wayne Smith 10.2; Willie Simmons 10.8; Alan Davis 9.7

Top Subs: Robert Godbolt 4.6; Ken

Roberson* 3.6		
Western Kentucky	A	W, 73-71 ^{2OT}
NW (La.) St.	H	W, 79-55
Rice	A	W, 77-69
Centenary	A	W, 92-77
NW (La.) St.	A	W, 77-61
Kent St.	H	W, 75-66
W. Carolina ¹	N	W, 72-48
Tennessee ¹	A	L, 61-71
UTEP	A	L, 70-82
Hawaii	A	W, 76-63
East Texas Baptist	H	W, 90-46
UTPA	H	W, 56-52
UL-Lafayette	H	W, 63-62
UL-Monroe	H	W, 79-63
Arkansas St.	A	L, 52-53
Lamar	H	W, 83-60
McNeese St.	H	W, 74-61
UL-Lafayette	A	W, 77-73
North Texas	A	W, 75-68
UT-Arlington	H	W, 89-74 ^{OT}
UL-Monroe	A	L, 79-82
Arkansas St.	H	W, 87-71
Lamar	A	L, 60-85
McNeese St.	A	L, 79-97
Centenary	H	W, 85-76 ^{OT}
North Texas	H	W, 96-69
UT-Arlington	A	W, 94-78
UTPA	A	W, 69-63
North Texas ²	H	W, 92-68
UL-Monroe ²	H	W, 69-56
Lamar ³	A	W, 68-65
Fresno St. ⁴	N	W, 66-56
Houston ⁴	N	L, 69-77

¹Volunteer Classic, Knoxville, Tenn.

²SLC First Round, Ruston, La.

³SLC Tournament, Beaumont, Texas

⁴NCAA Midwest Regional 1st and 2nd Round, Memphis, Tenn.

1985 Southland Conference Champions, Tournament Champions

1984-85 (29-3, 11-1 SLC)

Starters: Karl Malone 16.5 ppg; Wayne Smith* 10.2; Robert Godbolt 10.1; Willie Simmons* 10.0; Alan Davis* 9.5

Top Subs: Willie Bland 11.7;

Adam Frank 4.6

Concordia Luth.	H	W, 82-61
Centenary	A	W, 78-62
Rice	H	W, 75-63
Louisville ¹	N	W, 73-64
W. Kentucky ¹	A	W, 59-54
Ball State	H	W, 73-59
Alabama St. ²	N	W, 80-57
Marshall ²	A	W, 69-63
NW (La.) St.	A	W, 78-50
Oklahoma City ³	A	W, 90-62
Oklahoma ³	N	L, 72-84
NW (La.) St.	H	W, 92-63
Centenary	H	W, 83-65
UT-Arlington	A	W, 76-65
North Texas	A	W, 90-72
UL-Lafayette	H	W, 94-74 ^{OT}
McNeese St.	A	W, 88-69
Lamar	A	L, 64-72
Arkansas St.	H	W, 80-73
UL-Monroe	A	W, 73-63 ^{OT}
UT-Arlington	H	W, 86-61
North Texas	H	W, 68-50
UL-Lafayette	A	W, 83-76
McNeese St.	H	W, 59-58

BULLDOG HISTORY

Lamar	H	W, 73-65
Arkansas St.	A	W, 100-67
UL-Monroe	H	W, 72-65
UL-Monroe ⁴	H	W, 72-70
Lamar ⁴	H	W, 70-69
Pittsburgh ⁵	N	W, 78-54
Ohio St. ⁵	N	W, 79-67
Oklahoma ⁶	N	L, 84-86 ^{OT}

¹Wendy's Classic, Bowling Green, Kentucky

²Marshall Invitational, Huntington, W.V.

³All-College Tournament, Oklahoma City, Okla.

⁴Southland Conference Tournament, Ruston, La.

⁵NCAA Midwest 1st and 2nd Round, Tulsa, Okla.

⁶NCAA Midwest Regional Semi-finals, Dallas, Texas

Coach Tommy Eagles
1985-89 (87-40)

1985-86 (20-14; 6-6 SLC)

Starters: Robert Godbolt* 13.5 ppg; Willie Bland 12.2; Wayne Smith* 9.6; Randy White 9.1; Louis Cook 8.6

Top Subs: Darryl Emmerson 7.6; Maurice Jackson 3.8

Stephen F. Austin	H	L, 58-67
San Diego St. ¹	N	W, 74-72
Fresno State ¹	A	L, 64-65
NW (La.) St.	A	W, 69-63
Centenary	H	W, 82-70
Marshall	H	W, 72-71
Indiana ²	A	L, 63-84
Alcorn St. ²	N	W, 82-73
Kansas ³	N	L, 59-81
Arizona St. ³	N	W, 87-86 ^{OT}
Iona ⁴	N	W, 84-54
NW (La.) St.	H	W, 70-50
UL-Monroe	H	W, 74-71
UL-Lafayette	A	L, 73-74 ^{OT}
Arkansas St.	H	L, 68-72
North Texas	A	L, 50-56
UT-Arlington	A	W, 72-62
Lamar	H	W, 82-61
McNeese St.	H	L, 72-76
Centenary	A	L, 47-50
Lamar	A	W, 73-67
UL-Lafayette	H	W, 66-58
Arkansas St.	A	L, 62-63
UT-Arlington	H	W, 68-61
North Texas	H	W, 88-67
McNeese St.	A	L, 58-68
UL-Monroe	A	L, 43-59
Lamar ⁵	H	W, 60-58
UL-Monroe ⁶	A	L, 56-57
No. Arizona ⁷	A	W, 76-61
McNeese St. ⁸	H	W, 77-61
Providence ⁹	A	W, 64-63
Ohio St. ¹⁰	N	L, 66-79
Florida ¹⁰	N	W, 67-62

¹Sun Met Classic, Fresno, Calif.

²Indiana Classic, Bloomington, Ind.

³BMA Holiday Classic, Kansas City, Mo.

⁴East Rutherford, N.J.

⁵Southland Conf. 1st Round, Ruston, La.

⁶Southland Conf. Semi., Monroe, La.

⁷NIT 1st Round, Flagstaff, Ariz.

⁸NIT 2nd Round, Ruston, La.

⁹NIT Quarterfinal, Providence, R.I.

¹⁰NIT Final Four, New York, N.Y.

1987 Southland Conference Champions, Tournament Champs

1986-87 (22-8, 9-1 SLC)

Starters: Robert Godbolt* 13.5 ppg, 6.1 rpg; Randy White 12.6, 6.5; Louis Cook* 12.5, 5.7; Kelvin Lewis* 7.9, 3.4; Byron Newton 7.5, 2.7

Top Subs: Maurice Jackson 5.4, 2.0; Brett Guillory 3.4, 0.4

Arkansas ¹	A	L, 64-90
Concordia Luth.	H	W, 122-70
Tennessee	A	L, 56-63
Stephen F. Austin	A	L, 79-81 ^{OT}
Georgia Col.	H	W, 70-59
South Alabama	H	W, 82-75
Duquense ²	N	W, 82-64
UNLV ²	A	L, 75-79
Weber St.	A	W, 70-69 ^{OT}
Washington ³	N	W, 88-87
Oregon St. ³	N	W, 93-76
Oregon ³	N	W, 57-50
Stephen F. Austin	H	W, 70-52
UL-Monroe	A	W, 63-61
UL-Lafayette	H	W, 97-70
Arkansas St.	A	W, 61-58 ^{OT}
North Texas	H	W, 89-71
New Orleans	A	L, 68-72
Lamar	A	W, 55-51
McNeese St.	A	L, 68-74
Lamar	H	W, 67-62
McNeese St.	H	W, 71-63
New Orleans	H	L, 61-70
Arkansas St.	H	W, 52-50
UL-Lafayette	A	W, 68-45
North Texas	A	W, 80-77
UL-Monroe	H	W, 57-51
Lamar ⁴	H	W, 70-64
Arkansas St. ⁴	H	W, 58-51
DePaul ⁵	N	L, 62-76

¹at Little Rock, Ark.

²UNLV Rebel Roundup, Las Vegas

³Far West Classic, Portland, Ore.

⁴Southland Tourney Ruston, La.

⁵NCAA Midwest Regional, 1st Round, Rosemont, Ill.

America South Conference Membership Begins

1988 America South Co-Champs, Tournament Champs

1987-88 (22-9, 7-3 ASC)

Starters: Randy White 18.6 ppg, 11.6 rpg; Byron Newton 10.4, 4.5; Brett Guillory 10.2, 2.4; Kelvin Lewis* 8.0, 3.0; Eldon Bowman 7.3, 3.6

Top Subs: Vernon Norris 6.4, 3.2; Darryl Knight 5.8, 1.5

Northeastern ¹	N	W, 74-67
Providence ¹	A	L, 80-84
W. New Mexico	H	W, 68-46
Montana St.	H	W, 85-62
South Alabama	A	W, 89-78
UL-Monroe	A	L, 76-84
Georgia Southern ²	N	L, 46-63
Florida A&M ²	N	L, 53-62
Middle Tennessee	A	W, 64-63
Missouri KC	A	W, 70-58

UL-Monroe	H	W, 80-68
Middle Tennessee	H	W, 72-67
McNeese St.	H	W, 68-58
Samford	H	W, 73-67
UL-Lafayette	H	W, 84-70
New Orleans	A	L, 67-82
Lamar	A	L, 61-72
UTPA	A	W, 70-62
Arkansas St.	A	L, 67-81
Weber St.	A	W, 76-55
UL-Lafayette	A	W, 59-57
New Orleans	H	W, 65-61
UTPA	H	W, 73-62
Lamar	H	W, 84-71
Missouri KC	H	W, 83-71
Arkansas St.	H	W, 52-50
McNeese St.	A	L, 64-65
Arkansas St. ³	N	W, 63-61
New Orleans ³	N	W, 69-66
UALR ⁴	A	W, 66-56
Connecticut ⁵	A	L, 59-65

¹Fleet Classic, Providence, R.I.

²Champion Holiday Classic,

Missoula, Mont.

³American South Tourn., Beaumont, Texas

⁴NIT 1st Round, Little Rock, Ark.

⁵NIT 2nd Round, Hartford, Conn.

1989 America South Tournament Champions

1988-89 (23-9; 6-4 ASC)

Starters: Randy White* 21.2; Anthony Dade 14.0; Darryl Knight 13.3; Byron Newton* 10.4; Brett Guillory 6.8

Top Subs: Kennedy Louis 4.7; P.J. Brown 4.7

North Texas	A	W, 87-82
Fresno St.	H	W, 75-59
Miami (OH) ¹	N	W, 69-62
Syracuse ¹	A	L, 98-106 ^{OT}
LSU	A	W, 111-109 ^{OT}
Oral Roberts	A	W, 94-87 ^{OT}
Montana St.	A	L, 74-80
Murray St. ²	N	W, 87-69
UA-Birmingham	A	L, 79-97
Middle Tenn.	A	L, 87-91
North Texas	H	W, 96-57
UL-Monroe	H	W, 69-37
Oral Roberts	H	W, 92-82
Middle Tenn.	H	W, 72-71
McNeese St.	A	W, 70-64
Arkansas St.	A	L, 52-57
Lamar	A	W, 74-72
UTPA	A	W, 65-55
New Orleans	H	L, 54-64
UL-Lafayette	H	W, 93-87
McNeese St.	H	W, 90-78
Arkansas St.	H	W, 55-54
Lamar	H	W, 96-78
UTPA	H	W, 78-63
UL-Monroe	A	W, 93-88
New Orleans	A	L, 63-73
UL-Lafayette	A	L, 79-110
Lamar ³	N	W, 103-80
Arkansas St. ³	N	W, 82-65
New Orleans ³	N	W, 84-62
LaSalle ⁴	N	W, 83-74
Oklahoma ⁴	N	L, 81-124

¹Carrier Classic, Syracuse, N.Y.

²Blazer Classic, Birmingham, Ala.

³ASC Tournament, Lafayette, La

⁴NCAA Southeast Regional, 1st and 2nd Round, Nashville, Tenn.

Coach Jerry Loyd
1989-94 (73-72)

1990 America South Co-Champions

1989-90 (20-8, 8-2 ASC)

Starters: Anthony Dade 18.1 ppg; Reggie Gibbs 14.6; Roosevelt Powell 10.7; Brett Guillory* 10.4; Eldon Bowman 9.1

Top Subs: P.J. Brown 8.9; JoJo Goldsmith 3.5

Akron	H	W, 73-60
McNeese St.	H	W, 60-56
SMU ¹	N	W, 71-68
Stanford ¹	A	L, 59-62
Sam Houston St.	H	W, 88-61
Middle Tenn.	H	W, 98-77
St. Mary's (Calif.) ²	N	W, 69-55
UALR ²	N	W, 94-83
Pepperdine ³	N	W, 76-73
Oregon St. ³	N	L, 81-82
Illinois St. ³	N	W, 90-69
Tulsa	A	W, 91-82
UL-Monroe	H	W, 76-69
Middle Tenn.	A	L, 75-84
Akron	A	W, 75-70
UTPA	H	W, 68-62
Lamar	H	W, 103-63
Arkansas St.	H	W, 77-76
UL-Lafayette	A	W, 101-76
New Orleans	A	L, 100-110 ^{OT}
UTPA	A	L, 84-100
Lamar	A	W, 86-72
Arkansas St.	A	W, 70-63
UL-Lafayette	H	W, 82-76
New Orleans	H	W, 78-69
UL-Monroe	A	L, 59-77
UTPA ⁴	N	L, 76-82
Vanderbilt ⁵	A	L, 90-98 ^{OT}

¹Apple Inv., Stanford, Calif.

²Phenix Ball, Chiba, Japan

³Far West Classic, Portland, Ore.

⁴ASC Tourney, Jonesboro, Ark.

⁵NIT, 1st Round, Nashville, Tenn.

1991 America South Tournament Champions

1990-91 (21-10, 8-4 ASC)

Starters: Anthony Dade 14.4; P.J. Brown 14.4; Ron Ellis 13.4; Roosevelt Powell* 9.8; Reni Mason 6.3

Top Subs: Eric Brown 10.0; Mark Spradling 2.1

TCU ¹	N	W, 82-71
Centenary ¹	A	W, 94-89
McNeese St.	A	W, 73-64
UALR	A	W, 68-63
Tulsa	H	W, 78-66
Arkansas ²	A	L, 97-114
Sam Houston	A	W, 95-72
Oklahoma St.	A	L, 58-59
UL-Monroe	H	W, 94-82
Creighton	A	L, 84-87
Coastal Carolina ³	N	W, 86-81
Michigan ³	N	L, 62-77
UALR	H	W, 75-63
Arkansas St.	A	L, 59-61
UL-Lafayette	H	W, 96-88
New Orleans	H	L, 68-72
Central Florida	A	W, 80-63

Centenary	H	W, 104-51
Lamar	A	L, 77-88
UTPA	A	W, 89-56
UL-Monroe	A	L, 89-100
Arkansas St.	H	W, 91-72
UL-Lafayette	A	L, 86-94 ^{OT}
New Orleans	A	W, 68-63
Central Florida	H	W, 65-53
Lamar	H	W, 113-83
UTPA	H	W, 86-52
Central Florida ⁴	N	W, 89-57
Arkansas St. ⁴	N	W, 58-56
New Orleans ⁴	A	W, 56-51
Wake Forest ⁵	N	L, 65-71

¹Century Cellunet Classic, Shreveport, La.
²Little Rock, Ark.
³Spartan Classic, E. Lansing, Mich.
⁴ASC Tourney, New Orleans, La.
⁵NCAA Southeast Regional, 1st Round, Atlanta, Ga.

Sun Belt Conference Membership Begins

1992 Sun Belt Conference Champions

1991-92 (23-8, 13-3 SBC)
Starters: Ron Ellis 15.7 ppg; Anthony Dade* 15.6; Eric Brown 13.4; P.J. Brown* 12.7; JoJo Goldsmith 9.1
Top Subs: James Johnson 3.3; Shawn Davis 2.8

Wyoming	A	L, 78-96
Oklahoma Baptist	H	W, 93-62
SLU	A	W, 99-75
Bowling Green ¹	N	W, 67-47
Iowa ¹	A	L, 65-84
Oklahoma St.	H	L, 71-77
Centenary	H	W, 111-89
SLU	H	W, 92-69
South Alabama	A	W, 65-64
Jackson St.	H	W, 76-62
Central Michigan	H	W, 104-85
UALR	H	W, 94-71
UL-Lafayette	A	L, 63-79
Jacksonville	H	W, 85-64
Central Florida	H	W, 78-61
Centenary	A	W, 90-68
UTPA	A	W, 89-62
Lamar	A	W, 80-72
Western Kentucky	H	W, 91-79
New Orleans	H	W, 54-53
Western Kentucky	A	L, 78-79 ^{OT}
Lamar	H	W, 103-67
Jacksonville	A	W, 91-63
UL-Lafayette	H	W, 69-62
Arkansas St.	A	L, 55-59
New Orleans ^F	A	W, 53-54
Arkansas St.	H	W, 73-60
Jacksonville ²	N	W, 80-66
W. Kentucky ²	N	W, 74-60
UL-Lafayette ²	N	L, 71-75
New Mexico ³	A	L, 84-90

¹Amana Hawkeye Classic, Iowa City, Iowa
²Sun Belt Conference Tournament, Biloxi, Miss.
³NIT, 1st Round, Albuquerque, N.M.
^Fforfeit win

1992-93 (7-21, 4-16 SBC)
Starters: LaMont King 5.8 ppg; Andre Jackson 10.2; Ryan Bond

6.5; Lazerick Griffin 5.8; Mark Spradling* 5.6
Top Subs: James Johnson 3.7; Antonio Robinson 3.4

TCU	A	L, 50-64
Wyoming	H	L, 57-75
Centenary	A	W, 82-69
Dayton	A	L, 60-70
Auburn ¹	N	L, 45-65
Alabama St. ¹	N	W, 88-73
TCU	H	W, 66-49
UTPA	A	L, 59-62 ^{OT}
Arkansas St.	H	L, 51-64
Western Kentucky	A	L, 40-86
New Orleans	H	L, 48-71
South Alabama	H	L, 68-85
UL-Lafayette	H	L, 59-65
Lamar	H	L, 66-82
Arkansas St.	A	L, 65-93
UALR	A	L, 58-63
Jacksonville	H	W, 78-75
UTPA	H	W, 74-59
South Alabama	A	W, 67-64
UL-Lafayette	A	L, 59-81
New Orleans	A	L, 41-69
UALR	H	L, 60-67
Oklahoma St.	A	L, 53-80
Jacksonville	A	L, 71-84
Western Kentucky	H	L, 54-76
Lamar	A	L, 76-113
Jacksonville ²	N	W, 63-62
New Orleans ²	N	L, 52-63

¹East Coast Classic, Wilmington, N.C.
²Sun Belt Conference Tournament, Biloxi, Miss.

1993-94 (2-25, 0-18 SBC)
Starters: Ryan Bond 10.3 ppg; LaMont King 8.3; Antonio Robinson* 4.8; James Johnson 5.0; Keith Spencer 7.3
Top Sub: Larry Matthews 7.9

Wiley College	H	W, 82-57
Jacksonville	A	L, 60-80
Jackson St.	A	L, 51-66
Centenary	A	L, 72-102
Marquette	A	L, 48-84
TCU	A	L, 74-92
Nicholls St.	H	L, 72-91
TCU ¹	N	L, 53-73
Lamar	H	L, 51-86
UTPA	H	L, 56-61
UALR	A	L, 60-86
Arkansas St.	H	L, 62-76
UL-Lafayette	A	L, 76-83
Lamar	A	L, 60-63
South Alabama	H	L, 69-73
Centenary	H	W, 66-62
New Orleans	H	L, 61-93
Arkansas St.	A	L, 56-88
Western Kentucky	H	L, 49-91
UTPA	A	L, 52-76
UALR	H	L, 62-66 ^{OT}
New Orleans	A	L, 61-76
South Alabama	A	L, 53-83
Jacksonville	H	L, 68-74
UL-Lafayette	H	L, 51-91
Western Kentucky	A	L, 47-70
UTPA ²	N	L, 65-70

¹Hirsch Col., Shreveport, La.
²Sun Belt Conference Tournament, Bowling Green, KY

Coach Jim Wooldridge
 1994-98 (52-59)

1994-95 (14-13, 9-9 SBC)
Starters: Doug Annison 15.8 ppg; Troy Taylor 11.7; Randy Ruth 11.1; Ryan Bond 10.5; Donald Thompson 0.6
Top Subs: LaMont King 5.6; James Johnson 4.1

Nicholls St.	A	L, 85-90
Belhaven	H	W, 76-63
San Francisco	A	L, 65-67
Cal Poly-SLO	N	W, 63-45
TCU	A	L, 82-92
Georgia St.	H	W, 70-57
Georgia St.	A	W, 74-71
TCU	H	W, 79-73
Jacksonville	H	W, 65-63
UALR	A	W, 61-60 ^{OT}
Arkansas St.	A	L, 46-47
UALR	H	W, 68-50
UL-Lafayette	A	L, 52-55
Western Kentucky	H	L, 49-68
Lamar	H	W, 56-51
New Orleans	A	W, 61-60
UL-Lafayette	H	W, 63-56
UTPA	A	L, 53-70
Lamar	A	W, 65-60
Arkansas St.	H	W, 70-55
South Alabama	H	L, 82-84
Western Kentucky	A	L, 50-63
South Alabama	A	W, 75-66
Jacksonville	A	L, 58-65
New Orleans	H	L, 59-61
UTPA	H	L, 60-75
UTPA ¹	N	L, 48-51

¹SBC Tournament, Little Rock, Ark.

1995-96 (11-17, 6-12 SBC)
Starters: Johnny Miller 14.5 ppg; Lonnie Cooper 10.5; Ryan Bond 9.9; Troy Taylor 5.1
Top Subs: Cornelius Frazier 5.1; Antonio Smith 7.8

Henderson St.	H	W, 70-62
Centenary	A	L, 58-65
Stephen F. Austin ¹	N	W, 68-65
Brigham Young ¹	A	L, 64-74
Centenary	H	W, 90-77
NW (La.) St.	H	W, 91-61
UL-Lafayette	H	L, 77-80
Florida ²	N	L, 56-71
Baylor ²	N	L, 55-74
UALR	A	L, 60-66
Arkansas St.	A	L, 60-52
UTPA	H	W, 56-55 ^{3OT}
Jacksonville	H	W, 76-75
New Orleans	A	L, 45-70
South Alabama	A	W, 46-45 ^{OT}
UALR	H	L, 63-80
Western Kentucky	A	L, 57-59
Arkansas St.	H	L, 64-69
Lamar	H	L, 56-57
Jacksonville	A	L, 68-70
South Alabama	H	W, 47-41
UL-Lafayette	A	W, 61-54
Lamar	A	L, 55-67
New Orleans	H	L, 61-70
Western Kentucky	H	W, 72-66
UTPA	A	L, 45-47
Arkansas St. ³	N	W, 70-65
New Orleans ³	N	L, 67-57

¹BYU Cougar Classic, Provo, Utah
²All-College Tourney, OKC, Okla.
³SBC Tourney, Little Rock, Ark.

1996-97 (15-14, 10-8 SBC)
Starters: Lonnie Cooper 14.2 ppg, 4.2 rpg; Fred Smith 3.5, 3.7; Derek

Smith 12.2, 4.2; Courtney Hargrays 8.6, 4.9; Johnny Miller 13.9, 3.4
Top Subs: Stacy Nolen 6.9, 2.3; Antonio Smith 5.1, 3.4

Tarleton St.	H	W, 81-52
Ohio Northern	H	L, 52-57
NW (La.) St.	A	W, 77-56
TCU	A	L, 76-79
SE Missouri St.	H	L, 65-69
Indiana ¹	A	L, 44-73
Eastern Illinois ¹	N	L, 76-88 ^{OT}
DePaul	A	W, 73-49
New Orleans	H	W, 73-63
UTPA	A	W, 46-43
Lamar	A	L, 64-75
UALR	A	L, 69-76 ^{OT}
Arkansas St.	A	L, 71-76
Jacksonville	H	W, 83-70
UALR	H	W, 68-58
New Orleans	A	L, 58-63
Lamar	H	L, 86-93 ^{2OT}
UTPA	H	W, 53-47
UL-Lafayette	A	W, 57-52
Western Kentucky	H	L, 61-68
South Alabama	A	L, 50-56
Arkansas St.	H	W, 75-61
Western Kentucky	A	W, 94-61
UL-Lafayette	H	W, 82-57
South Alabama	A	L, 50-56
Jacksonville	A	W, 71-65
Lamar ²	N	W, 64-62
New Orleans ²	N	W, 59-53
South Alabama ²	N	L, 43-44

¹Indiana Classic, Bloomington, Ind.
²SBC Tourney, Little Rock, Ark.

1997-98 (12-15, 9-9 SBC)
Starters: Lonnie Cooper 17.0 ppg, 4.4 rpg; Derek Smith 14.9, 3.9; Omar Cooper 11.9, 4.1; Marlon Chambers 6.0, 6.1; Stacy Nolen 4.8, 2.5
Top Subs: Jacque Collins 4.6, 6.1; Jabari Johnson 1.0, 1.0

Illinois-Chicago	H	L, 68-73
Mississippi	A	L, 56-88
DePaul	H	L, 54-56
Stephen F. Austin	A	W, 82-57
Baylor ¹	N	L, 69-72
Miss. Valley St. ¹	N	W, 83-65
NW (La.) St.	H	W, 78-64
Illinois-Chicago	A	L, 58-72
UTPA	A	W, 75-57
Jacksonville	A	L, 57-64
Lamar	H	W, 54-49
Western Kentucky	A	L, 67-69
Jacksonville	H	W, 70-61
South Alabama	A	L, 50-61
UL-Lafayette	H	W, 84-42
South Alabama	H	L, 48-62
Western Kentucky	H	L, 46-49
UALR	A	L, 47-65
Arkansas State	A	L, 78-82 ^{OT}
New Orleans	H	W, 74-65
UALR	H	W, 96-62
Lamar	A	W, 85-75
UL-Lafayette	A	L, 80-90
New Orleans	A	L, 34-78
Arkansas St.	H	W, 89-82
UTPA	H	W, 106-77
UALR ²	N	L, 62-76

¹TCU Tourney, Ft. Worth, Texas
²SBC Tournament, Lafayette, La.

Coach Keith Richard
 1998-2007 (150-117)

BULLDOG HISTORY

1999

Sun Belt Conference Champions

1998-99 (19-9, 10-4 SBC)

Starters: Craig Jackson 15.6, 3.2; Lonnie Cooper 13.7, 4.1; Kendrick Spruel 13.0, 4.8; Curtis Williams 9.4, 6.0; Derek Smith 10.1, 3.8
Top Subs: Omar Cooper 9.9, 5.7; Gerrod Henderson 9.4, 3.4

Baylor	A	W, 72-63
SE Missouri St.	A	W, 84-72
NW (La.) St.	A	W, 63-41
UTPA ¹	N	W, 83-80
SW Missouri State ¹	A	L, 60-86
Brigham Young ²	A	L, 68-76
Southern Utah ²	N	W, 76-68 ^{OT}
North Texas	H	W, 88-60
UTPA	A	L, 78-84
Wyoming ³	A	L, 73-91
Yale ³	N	W, 85-60
UL-Lafayette	A	L, 65-67
South Alabama	H	W, 75-65
UALR	H	W, 95-83
South Alabama	A	L, 65-66
New Orleans	A	L, 61-69
UL-Lafayette	H	W, 75-62
Arkansas St.	H	W, 82-75
Fla. International	H	W, 87-68
UTPA	H	W, 97-76
Western Kentucky	A	W, 63-54
Fla. International	A	L, 65-73 ^{2OT}
New Orleans	H	W, 87-82 ^{OT}
Western Kentucky	H	W, 87-81
UALR	A	W, 81-67
Arkansas St.	A	W, 85-83
UALR ⁴	N	W, 68-66
Western Kentucky ⁴	N	L, 76-66

¹SMS Tourney, Springfield, Mo.

²Cougar Classic, Provo, Utah

³Cowboy Shootout, Casper, Wyo.

⁴SBC Tournament, Lafayette, La.

1999-2000 (21-8, 13-5 SBC)

Starters: Gerrod Henderson 18.4 ppg; Craig Jackson 14.0 ppg; Antonio Meeking 11.2 ppg; Curtis Williams 7.8 ppg; Derek Smith 7.0 ppg
Top Subs: Kendrick Spruel 8.8 ppg; Omar Cooper 3.3 ppg

North Texas	A	W, 86-68
UT-El Paso	A	L, 53-72
Saint Louis	A	W, 68-60
Louisville	A	L, 67-79
Jackson St.	A	L, 69-72
McNeese St.	H	W, 93-60
Nicholls St.	H	W, 85-62
Centenary	H	W, 63-61
Stephen F. Austin	A	W, 70-60
TCU	A	W, 95-76
Denver	A	L, 76-83
Denver	H	W, 85-61
Centenary	A	W, 62-51
UL-Lafayette	A	L, 72-84
UALR	H	W, 88-69
Arkansas St.	H	W, 78-70
Western Kentucky	A	W, 68-65
Fla. International	A	W, 66-58
New Orleans	H	W, 63-43
South Alabama	H	W, 78-71
Arkansas St.	A	W, 68-64
UALR	A	W, 77-75
Fla. International	H	L, 56-61
Western Kentucky	H	W, 72-66

UL-Lafayette	H	W, 80-75
New Orleans	A	W, 75-66
South Alabama	A	L, 56-58
Arkansas St. ¹	N	W, 84-77
UL-Lafayette ¹	N	L, 58-73

¹SBC Tournament, Little Rock, Ark.

2000-2001 (17-12, 10-6 SBC)

Starters: Antonio Meeking 14.0 ppg; Travis Lewis 3.3 ppg; Gerrod Henderson 18.4 ppg; Marco Cole 12.3 ppg; Zach Johnson 7.6 ppg
Top Subs: Davis 5.5 ppg; Nick Stamps 4.9 ppg

So. Mississippi	H	L, 63-70
Tennessee St.	A	W, 93-86
Ouachita Baptist	H	W, 90-51
McNeese St.	A	L, 61-76
Nicholls St.	A	W, 91-62
Bradley	A	W, 70-67 ^{OT}
Mississippi St.	A	L, 63-68
Jackson St.	H	W, 71-52
Minnesota	A	L, 53-69
Centenary	H	W, 64-58
Texas Southern	H	W, 83-64
Arkansas St.	H	L, 68-80
Denver	A	W, 70-68
UALR	A	W, 75-70 ^{OT}
North Texas	H	W, 87-62
Arkansas State	A	L, 62-76
Western Kentucky	A	L, 47-55
Centenary	A	L, 63-74
Middle Tennessee	H	W, 75-55
UALR	H	W, 64-47
Fla. International	A	W, 59-49
South Alabama	A	W, 60-54
UL-Lafayette	H	W, 81-75 ^{OT}
Western Kentucky	H	W, 73-72 ^{OT}
Middle Tennessee	A	W, 68-53
New Mexico St.	H	L, 72-77
New Orleans	A	L, 55-67
Fla. International	H	L, 45-49
UL-Lafayette ¹	N	L, 56-63

¹SBC Tournament, Little Rock, Ark.

Western Athletic Conference Membership Begins

2001-02 (22-10, 14-4 WAC)

Starters: Gerrod Henderson 17.3 ppg; Marco Cole 11.4 ppg; Antonio Meeking 11.2 ppg; Darrian Brown 9.9 ppg; Lavelle Felton 7.0 ppg
Top Subs: Michael Wilder 7.8 ppg; Zach Johnson 6.7 ppg.

Iowa	A	L, 67-75
Harding	H	W, 102-86
Ark.-Monticello	H	W 83-66
Jackson St.	A	W, 99-96 ^{OT}
Auburn	A	W, 67-66
Oklahoma	A	L, 67-71 ^{OT}
Centenary	H	W, 68-48
UAB	A	L, 63-81
Jackson St.	H	W, 74-59
UTEP	H	W, 77-63
Boise St.	H	W 59-36
SMU	H	L, 71-74
Hawaii	A	L, 61-81
San Jose St.	A	W, 78-61
Tulsa	H	L, 68-71
Rice	H	W, 57-43
Nevada	A	W, 77-69
Fresno St.	A	W, 79-64
Centenary	A	L, 71-84
SMU	A	W, 70-66

San Jose St.	H	W, 77-53
Hawaii	H	W, 61-57
Tulsa	A	L, 63-72
Fresno St.	H	W, 66-63
Nevada	H	W, 86-83 ^{OT}
Boise St.	A	W, 80-67
UTEP	A	W, 86-68
Fresno St. ¹	N	L, 69-72
UL Lafayette ²	H	W, 83-63
Vanderbilt ³	H	W, 83-68
Villanova ⁴	A	L, 64-67

¹WAC Tournament, Tulsa, Okla.
²NIT Opening Round, Ruston, La.
³NIT 1st Round, Ruston, La.
⁴NIT 2nd Round, Philadelphia, Pa.

2002-2003 (12-15, 9-9 WAC)

Starters: Antonio Meeking 17.9 ppg; Lavelle Felton 13.7 PPG; Michael Wilder 9.4 ppg; Darrian Brown 8.7 ppg; Bruce Edwards 4.7 ppg
Top Subs: Zach Johnson 5.0 ppg; Eric Woods 3.6 ppg; Wayne Powell 3.0 ppg

Florida	A	L, 55-76
Millsaps	H	W, 77-49
Mississippi St.	A	L, 38-78
Arkansas	A	L, 60-72
Harding	H	W, 76-55
Jackson St.	H	W, 73-68
Texas	A	L, 50-58
SMU	H	W, 89-77
San Jose St.	A	W, 80-67
Hawaii	A	L, 53-57
Nevada	H	L, 67-75
Fresno St.	H	L, 60-61
Tulsa	A	L, 61-68
Rice	A	L, 92-93
Boise St.	H	W, 79-76
UTEP	H	W, 73-57
Hawaii	H	W, 66-65
San Jose St.	H	W, 65-60
Tulsa	H	W, 93-82
Fresno St.	A	W, 80-77
Nevada	A	W, 99-97 ^{OT}
Rice	H	L, 65-63
Northern Iowa	H	L, 71-76
UTEP	A	L, 57-75
Boise St.	A	L, 51-74
SMU	A	L, 61-84
Nevada ¹	N	L, 66-72

¹WAC Tournament, Tulsa, Okla.

2003-04 (15-15, 8-10 WAC)

Starters: Paul Millsap 15.5 ppg, 12.3 rpg; Corey Dean 13.0; Donell Allick 11.0; Wayne Powell 9.5; JueMichael Young 8.4
Top Subs: Barry Thompson 5.8 ppg; Bruce Edwards 3.3

Alabama	A	L, 63-69
Jackson State	H	W, 77-63
Northern Iowa	A	L, 72-75
Ark.-Pine Bluff	A	W, 71-59
Ark.-Pine Bluff	H	W, 82-47
Arkansas	A	L, 56-68
Tougaloo	H	W, 77-55
Ala.-Birmingham	A	L, 67-79
McNeese St.	A	W, 69-68
Montevallo	H	W 65-62
Tulsa	H	W, 70-62
Rice	H	L, 77-89
Nevada	A	L, 67-71
Fresno St.	A	L, 40-61
San Jose St.	H	W, 73-62
Hawaii	H	L, 60-67

SMU	A	W, 75-61
Boise St.	A	W, 68-66
UTEP	A	L, 68-71
Fresno St.	H	W, 80-75 ^{OT}
Nevada	H	L, 64-79
Hawaii	A	W, 62-61
San Jose St.	H	L, 53-56 ^{OT}
SMU	H	W, 74-69 ^{OT}
UTEP	H	L 65-76
Boise St.	H	L, 64-72
Rice	A	W, 70-58
Tulsa	A	L, 70-80
San Jose St. ¹	H	W, 57-51
UTEP ¹	N	L, 62-55

¹WAC Tournament, Fresno, Calif.

2004-05 (14-15, 9-9 WAC)

Starters: Paul Millsap 20.4 ppg, 12.4 rpg; Donell Allick 12.3 ppg; Wayne Powell 10.5 ppg; Corey Dean 10.5 ppg; Daevon Haskins 8.4 ppg
Top Subs: Eric Woods 3.4 ppg; Barry Thompson 3.3 ppg

UL-Lafayette	N	L, 63-84
Tulane	N	W, 69-66
Auburn	A	L, 67-79
UAB	A	L, 54-66
UTSA	H	W, 73-64
Jackson St.	A	W, 75-61
UTSA	A	L, 71-79
McNeese St.	H	W, 81-63
Memphis	A	W, 64-55
Tulsa	A	W, 58-52
Rice	A	L, 57-78
Nevada	H	L, 56-64
Fresno St.	H	L, 58-60
San Jose St.	A	L, 87-88
Hawaii	A	W, 61-59
SMU	H	W, 58-57
Boise St.	H	W, 93-60
UTEP	H	W, 80-65
Fresno St.	A	W, 79-72
Nevada	A	L, 58-76
Hawaii	H	W, 71-70
San Jose St.	H	W, 72-55
SMU	A	L, 70-73
UNO	H	L, 85-87 ^{OT}
UTEP	A	L, 69-89
Boise St.	A	L, 75-79
Rice	H	L, 64-78
Tulsa	H	W, 91-82
Fresno St. ¹	N	L, 81-84 ^{OT}

¹WAC Tournament, Reno, Nevada

2005-06 (20-13, 11-5 WAC)

Starters: Paul Millsap 19.6 ppg, 13.3 rpg; Corey Dean 7.7 ppg; Marcus Elliott 7.1 ppg; Michael Wilds 5.9 ppg; Daevon Haskins 5.1 ppg
Top Subs: Chad McKenzie 6.0 ppg; Jerome Richardson 5.9 ppg

Yale ¹	N	L, 68-69
Longwood ¹	N	W, 83-73
Nebraska ¹	A	L, 56-59
New Orleans ²	N	W, 76-64
Alabama	A	L, 63-73
Southern	H	W, 61-52
Texas Tech	A	W, 68-53
Southern	A	L, 47-63
UL-Lafayette	H	W, 85-78
McNeese St.	H	W, 80-67
Memphis	A	L, 58-76
Tougaloo	H	W, 92-58
Wisconsin	A	L, 52-78
Boise St.	A	W, 75-72
Idaho	A	W, 66-61

Hawaii	H	W, 65-62
Fresno St.	H	W, 73-54
Utah St.	A	L, 55-64
New Mexico St.	H	W, 66-61
San Jose St.	A	W, 75-55
Fresno St.	A	W, 68-66 ^{OT}
Nevada	H	L, 53-65
Utah St.	H	L, 62-63
Boise St.	H	W, 81-71
Nevada	A	L, 49-50
San Jose St.	H	W, 74-63
Southern Illinois	A	W, 54-51
New Mexico St.	A	L, 60-64
Idaho	H	W, 74-59
Hawaii	A	W, 51-48
Boise St. ³	N	W, 75-64
Utah State ³	N	L, 64-68
Clemson ⁴	A	L, 53-69

¹John Thompson Classic, Lincoln, Neb.

²Tyler, Texas

³WAC Tourney, Reno, Nevada

⁴NIT First Round

2006-07 (10-20, 7-9 WAC)

Starters: Trey McDowell 13.7 ppg, 1.6 rpg, Chad McKinzie 13.9 ppg, 7.0 rpg, Drew Washington 4.8 ppg, 2.1 rpg, Harry Disy 6.8 ppg, 7.4 rpg, Jerome Richardson 6.4 ppg, 4.4 rpg
Top Subs: Marcus Elliott 7.8 ppg, Terry Parker 5.0 ppg

St. Louis	N	L, 65-87
Texas A&M	A	L, 59-75
Lamar	N	L, 68-71
McNeese St.	A	W, 59-50
So. Illinois	H	L, 36-50
UL-Lafayette	A	L, 60-65
Texas Tech	H	L, 59-66
Southern	H	W, 74-66
Southern	A	L, 47-62
Centenary ¹	N	L, 73-82
LSU	A	L, 52-68
Arkansas	A	L, 50-80
San Jose State	H	W, 92-56
Hawaii	H	W, 70-67
Boise State	A	L, 56-82
Utah State	A	L, 49-69
NMSU	H	W, 73-71 ^{OT}
Idaho	A	W, 73-72
Nevada	A	L, 67-84
Fresno State	A	L, 64-70
Nevada	H	L, 71-79
Boise State	H	W, 84-76
San Jose State	A	L, 50-53
Hawaii	A	L, 50-74
Idaho	H	W, 68-59
SE Missouri	A	W, 72-56
Fresno State	H	L, 63-64
Utah State	H	W, 84-71
NMSU	A	L, 64-79
NMSU	A	L, 70-77

¹ CenturyTel Center, Bossier City, La.

Coach Kerry Rupp
2007- (21-42)

2007-08 (6-24, 3-13 WAC)

Starters: Kyle Gibson 16.5 ppg 5.0 rpg, JC Clark 9.5 ppg, 2.7 rpg, Drew Washington 6.3 ppg, 2.2 rpg, Adrian Rogers 3.4 ppg, 3.4 rpg, Dwayne Lathan 8.2 ppg, 3.9 rpg
Top Subs: Orren Tims 5.5 ppg, James Loe 5.4 ppg

Mississippi State	A	L, 45-75
-------------------	---	----------

UL-Lafayette	H	W, 64-56
UA-Pine Bluff	A	L, 54-67
UA-Little Rock	A	L, 49-63
SEMO	H	L, 54-59
Texas Tech	A	L, 31-86
UA-Pine Bluff	H	L, 49-61
Centenary ¹	H	L, 50-62
Alcorn State ²	N	W, 78-69
Southern Miss ²	N	L, 56-80
UNO ²	N	L, 71-81
McNeese State	H	W, 73-63
Fresno State	H	L, 44-61
Idaho	A	L, 78-85
Boise State	A	L, 66-81
NMSU	A	L, 54-63
Utah State	H	L, 61-71
Nevada	H	L, 70-83
Hawaii	A	L, 57-71
Fresno State	A	L, 58-70
Boise State	H	L, 61-73
Idaho	H	W, 72-64
NMSU	H	L, 63-85
SJSU	A	L, 61-71
Samford	H	W, 68-59 ^{OT}
Utah State	A	L, 59-86
Nevada	A	L, 57-87
Hawaii	H	W, 69-62
SJSU	H	W, 87-83
SJSU ³	N	L, 62-64

¹CenturyTel Center, Bossier City, La.

²Gulf Coast Classic, Biloxi, Miss.

³WAC Tourney, Las Cruces, N.M.

2008-09 (15-18, 6-10 WAC)

Starters: Kyle Gibson 16.1 ppg, 3.6 rpg; Magnum Rolle 12.2 ppg, 7.2 rpg; Jamel Guyton 11.8 ppg, 3.4 rpg; James Loe 4.5 ppg, 1.6 rpg; David Jackson 5.0 ppg, 3.5 rpg

Top Subs: Olu Ashaolu 5.3 ppg 4.3 rpg; Brandon Gibson 2.5 ppg; 1.7 rpg

UL-Lafayette	A	W, 61-59
Grambling State	A	W, 80-74 ^{OT}
UALR	A	L, 69-78
Seattle ¹	N	L, 46-61
Western Carolina ¹	N	L, 62-76
AK-Anchorage ¹	A	L, 57-62
Grambling State	H	W, 77-47
UL-Monroe	H	W, 69-57
Centenary ²	H	W, 77-71
McNeese State	A	L, 44-61
Samford	A	L, 58-71
Texas Christian	H	W, 72-67
UCLA	A	L, 55-78
SJSU	A	W, 66-61
Hawaii	A	L, 64-65
Utah State	H	L, 37-50
Nevada	H	L, 64-67
Idaho	H	W, 74-63
Fresno State	A	L, 46-63
Boise State	A	L, 53-58
Hawaii	H	L, 53-54
SJSU	H	L, 51-53
Nevada	A	W, 78-75
Utah State	A	L, 52-60
Fresno State	H	W, 55-42
NMSU	A	L, 63-65
Houston Baptist	H	W, 84-47
Murray State	A	W, 69-60
NMSU	H	W, 80-71
Boise State	H	W, 76-62
Idaho	A	L, 58-66
Idaho ³	N	W, 70-62
Nevada ³	N	L, 68-77

¹ Great Alaska Shootout, Anchorage, Alaska

² CenturyTel Center, Bossier City, La.

³ WAC Tourney, Reno, Nevada

Series Records

Abilene Christian	3-0	Florida International	3-3	Monroe Adlers	1-0	Stetson	2-1
Akron	2-0	Fresno State	10-11	Montana State	2-1	Steubenville	0-1
Alabama	0-5	Furman	0-1	Montevallo	1-0	Syracuse	0-1
Alabama-Birmingham	0-4	Georgetown	0-1	Morehead State	0-5	Tampa	1-0
Alabama State	2-0	George Washington	0-1	Murray State	4-2	Tarleton State	1-0
Alabama State-Teachers	0-1	Georgia	0-1	Nebraska	0-1	Tennessee	1-3
Alaska Anchorage	0-1	Georgia College	1-0	Nevada	4-14	Tennessee-Chattanooga	0-2
Alcorn State	2-0	Georgia Southern	3-1	Nevada-Las Vegas	0-1	Tennessee State	1-1
Arizona State	1-0	Georgia State	3-0	New Mexico	0-1	Tennessee Tech	0-1
Arkansas	0-5	Grambling State	2-0	New Mexico State	3-8	Texas	0-2
Arkansas A&M	3-0	Hamline	1-1	New Orleans	19-26	Texas-Arlington	21-7
Arkansas-Little Rock	23-12	Hardin-Simmons	4-0	Nicholls State	14-2	Texas-El Paso	7-8
Arkansas-Monticello	1-0	Harding College	3-0	North Dakota	1-0	Texas-Pan American	20-13
Arkansas-Pine Bluff	2-2	Hawaii	10-7	North Texas	18-7	Texas-San Antonio	3-1
Arkansas State	42-27	Henderson State	6-0	Northeastern	1-0	Texas A&M	2-3
Arkansas Tech	15-5	Houston	0-2	Northern Arizona	1-0	Texas A&M-C. C.	2-0
Auburn	2-5	Houston Baptist	10-2	Northern Iowa	0-2	Texas Christian	5-6
Ball State	1-1	Howard College-Teachers	1-1	Northwestern State	75-62	Texas Southern	2-0
Barksdale AFB	5-3	Idaho	7-2	Ohio Northern	0-1	Texas State	4-1
Baylor	2-3	Illinois-Chicago	0-2	Ohio State	1-1	Texas Tech	2-7
Belhaven	2-0	Illinois College	1-0	Oklahoma	0-8	Texas Wesleyan	4-0
Belmont College	2-0	Illinois State	1-4	Oklahoma Baptist	1-0	Tougaloo	2-0
Berea College (Ky.)	0-1	Illinois Wesleyan	1-1	Oklahoma City	3-1	Trinity	1-0
Birmingham-Southern	5-1	Indiana	0-2	Oklahoma State	0-3	Tulane	1-2
Boise State	10-7	Indiana State	1-1	Oral Roberts	3-1	Tulsa	6-4
Bowling Green	1-0	Iona	1-0	Oregon	1-0	Union College	1-0
Bradley	1-1	Iowa	0-2	Oregon State	1-1	Union University	4-0
Brigham Young	0-2	Jackson State	7-2	Ouachita Baptist	10-2	U. S. International	1-0
California	0-1	Jacksonville	10-6	Pepperdine	1-0	Utah State	1-8
UCLA	0-1	Jacksonville NAS	0-2	Peru State	1-0	Vanderbilt	1-0
California-Poly SLO	1-0	James Madison	1-0	Pittsburgh	1-0	Villanova	0-1
California State	1-0	Kansas	0-1	Portland State	1-0	Virginia Military Institute	2-0
Cameron College	1-0	Kansas State	0-1	Providence	1-1	Virginia Tech	1-0
Camp Beauregard	1-1	Keesler Army Air Field	1-2	R. C. Cola of Shreveport	1-0	Wabash College	1-0
Camp Livingston	2-2	Kent State	2-0	Red River Arsenal	1-0	Wake Forest	0-1
Centenary	62-88	Kentucky Wesleyan	3-0	Rice	7-5	Washington	2-0
Central Florida	4-0	Lake Charles AAB	0-1	Rutgers	1-0	Washington State	0-1
Central Michigan	1-0	Lamar	33-29	Saint Leo (Fla.)	1-0	Weber State	2-0
Central Oklahoma State	1-0	LaSalle	1-0	Saint Louis	1-2	West Texas State	1-0
Clemson	0-2	LeTourneau	1-0	Saint Mary's (Calif.)	1-0	Western Carolina	1-1
Coastal Carolina	1-0	Longwood	1-0	Saint Peter's	1-0	Western Illinois	0-1
Coe College	1-0	Louisiana College	66-20	Sam Houston State	4-1	Western Kentucky	13-15
College of the Ozarks	3-0	Louisiana-Lafayette	86-71	Samford	1-3	Western Michigan	1-0
Concordia Lutheran	2-0	Louisiana-Monroe	47-36	San Diego State	1-1	Western New Mexico	1-0
Connecticut	0-1	Louisiana State	1-10	San Francisco	0-1	Wiley College	1-0
Creighton	0-1	Louisville	2-1	San Jose State	12-6	William and Mary	1-0
Culver-Stockton	1-0	Loyola (New Orleans)	16-13	Seattle	0-1	William Carey	2-0
Davidson College	1-0	Magnolia A&M	1-1	Selman Army Air Field	1-1	Wisconsin	0-1
Dayton	0-1	Marquette	0-2	Shreveport "Y"	1-0	Wofford	3-0
Delta State	0-5	Marshall	3-0	South Alabama	10-14	Wyoming	0-3
Denver	2-1	McNeese State	52-37	South Carolina	0-1	Yale	1-1
DePaul	1-2	Memphis	2-2	Southeast Missouri State	2-2	Total	1165-894
DeRidder AAB	1-0	Mercer	5-5	Southeast Oklahoma State	6-4		
Duquense	1-0	Miami (Ohio)	1-0	Southeastern La.	41-17		
East Tennessee State	1-1	Michigan	1-1	Southern	2-2		
East Texas Baptist	2-0	Middle Tennessee	7-2	Southern Illinois	3-3		
East Texas State	7-5	Millsaps College	14-12	Southern Methodist	7-3		
Eastern Illinois	0-2	Minnesota	0-1	Southern Mississippi	38-24		
Eastern Kentucky State	1-2	Mississippi	3-7	Southern State	4-0		
Eastern Michigan	1-0	Mississippi College	19-12	Southern Utah	1-0		
Eastern New Mexico	3-0	Mississippi State	5-10	Southwest Missouri State	0-1		
Eastern Washington State	0-1	Mississippi State-Teachers	4-1	Southwest Texas State	4-1		
El Dorado Root Refinery	2-0	Mississippi Valley State	1-0	Springhill College	9-5		
Florida	1-2	Missouri	0-1	Stanford	0-1		
Florida A&M	0-1	Missouri-Kansas City	2-0	Stephen F. Austin	6-6		

BULLDOG HISTORY

U	L, 19-39	A	W, 108-76	Coe College		East Texas Baptist		Fresno State	
U	L, 29-32	1979-80 A	W, 70-64	Tech leads 1-0		Tech leads 2-0		Fresno leads 11-10	
1937-38 U	L, 29-50	H	W, 59-58	1954-55 N ¹	W, 94-65	1979-80 H	W, 80-74	1983-84 N ¹	W, 66-56
U	L, 42-55	1980-81 A	L, 64-72	¹ NAIA National Tournament,		1983-84 H	W, 90-46	1985-86 A ²	L, 64-65
U	L, 42-61	H	W, 63-52	Kansas City, Mo.				1988-89 H	W, 75-59
U	L, 42-52	1981-82 A	W, 63-62			East Texas State		2001-02 A	W, 71-64
1938-39 U	L, 29-32	H	L, 64-65	College of the Ozarks		Tech leads 7-5		H	W, 66-63
U	W, 38-35	1982-83 A	L, 65-69	Tech leads 3-0		1954-55 A	L, 59-72	N ³	L, 69-72
U	L, 32-45	H	W, 78-59	1928-29 U W, (score N/A)		H	L, 63-68	2002-03 H	L, 60-61
U	L, 28-35	1983-84 A	W, 92-77	U W, (score N/A)		1955-56 H	W, 67-64	A	W, 80-77
1939-40 U	L, 44-56	H	W, 85-76 ^{OT}	1978-79 H	W, 77-56	A	L, 55-73	2003-04 A	L, 40-61
U	L, 38-45	1984-85 A	W, 78-62			1956-57 H	W, 69-53	H	W, 80-75
U	L, 41-42	H	W, 83-65	Concordia Lutheran		A	L, 62-66	2004-05 H	L, 58-60
U	L, 38-40	1985-86 H	W, 82-70	Tech leads 2-0		1957-58 H	W, 55-42	A	W, 79-72
1940-41 U	W, 44-37	A	L, 47-50	1984-85 H	W, 82-61	1958-59 H	W, 58-34	N ⁴	L, 81-84 ^{OT}
U	L, 42-49	1990-91 A ⁸	W, 94-89	1986-87 H	W, 122-70	1959-60 H	W, 66-40	2005-06 H	W, 73-54
U	L, 33-36	H	W, 104-51			1960-61 H	W, 52-48	A	W, 68-66 ^{OT}
U	W, 54-44	1991-92 H	W, 111-89	Connecticut		1963-64 H	W, 81-66	2006-07 A	L, 64-70
1941-42 U	L, 39-45	A	W, 90-68	Connecticut leads 1-0		1964-65 A	L, 78-89	H	L, 63-64
U	W, 36-32	1992-93 A	W, 82-69	1987-88 A ¹	L, 59-65			2007-08 H	L, 44-61
1945-46 H	W, 54-17	1993-94 A	L, 72-102	¹ NIT 2nd Round, Hartford,		Eastern Illinois		A	L, 58-70
A	W, 47-43	H	W, 66-62	Conn.		Eastern Illinois leads 2-0		2008-09 A	L, 63-46
1947-48 U	W, 43-34	1995-96 A	L, 58-65			1947-48 U	L, 57-58	H	W, 55-42
U	L, 36-56	H	W, 90-77	Creighton		1996-97 N ¹	L, 76-88 ^{OT}		
1948-49 A	L, 30-32	1999-00 H	W, 63-61	Creighton leads 1-0		¹ Indiana Classic,		¹ NCAA Midwest Regional 1st	
H	L, 39-41	A	W, 62-51	1990-91 A	L, 84-87	Bloomington, Ind.		Round, Memphis, Tenn.	
1949-50 A	L, 41-62	2000-01 H	W, 64-58					² Sun Met Classic, Fresno, Calif.	
H	W, 60-51	A	L, 63-74	Culver-Stockton				³ NIT 1st Round, Ruston, La.	
1950-51 U	L, 64-67	2001-02 H	W, 61-48	Tech leads 1-0				⁴ WAC Tournament, Reno,	
U	L, 66-83	A	L, 71-84	1953-54 H	W, 73-46			Nevada	
1951-52 H	W, 60-50	2006-07 A ⁹	L, 73-82			Eastern Kentucky State			
A	L, 48-61	2007-08 H ⁹	L, 50-62	Davidson College		Eastern Ky. State leads 2-1			
N ¹	L, 57-60	2008-09 H ⁹	W, 77-71	Tech leads 1-0		1959-60 N ¹	L, 65-74		
1952-53 A	L, 64-72	¹ NAIA Tourney, La. District,		1957-58 A ¹	W, 66-41	1974-75 A	L, 70-74		
A	L, 58-61	Natchitoches, La.		¹ Caronsel Tourney, Charlotte,		H	W, 83-77		
H ²	W, 83-66	² La. NAIA Playoff, Dist. 18,		N.C.		¹ Gulf South Classic,		Furman	
1953-54 H	W, 54-41	Ruston, La.		Dayton		Shreveport, La.		Furman leads 1-0	
A	L, 74-76	³ La. Invitational, Shreveport, La.		Dayton leads 1-0				1956-57 N ¹	L, 72-80
1954-55 A ³	W, 73-58	⁴ Gulf South Classic,		1992-93 A	L, 60-70			¹ La. Invitational, Shreveport, La.	
A	L, 97-99 ^{OT}	Shreveport, La.				Eastern Michigan			
H	W, 85-55	⁵ Holiday Classic, Shreveport, La.		Delta State		Tech leads 1-0			
1955-56 H	L, 61-63	⁶ Centenary Invitational,		Delta State leads 5-0		1977-78 N ¹	W, 66-63		
A	L, 68-80	Shreveport, La.		1941-42 U	L, 26-49	¹ New Orleans Classic, New		George Washington	
1956-57 A	L, 75-92	⁷ Senior Bowl, Mobile, Ala.		1946-47 H	L, 37-51	Orleans, La.		Georgetown leads 1-0	
H	L, 64-66	⁸ Century Cellunet Classic,		A	L, 45-71			1960-61 N ¹	L, 52-63
1957-58 H	W, 80-65	Shreveport, La.		1947-48 U	L, 41-59			¹ Gulf South Classic,	
A	L, 61-65	⁹ Century/Tel Center, Bossier, La.		U	L, 48-54			Shreveport, La.	
1958-59 A	L, 69-72					Eastern New Mexico			
H	W, 67-56	Central Florida		Denver		Tech leads 3-0			
1959-60 A	W, 67-53	Tech leads 4-0		Tech leads 2-1		1952-53 H	W, 76-62		
A	W, 64-56 ^{OT}	1990-91 A	W, 80-63	1999-00 A	L, 76-83	1955-56 H	W, 91-58		
1960-61 H	L, 45-58	H	W, 65-53	1986-87 N ¹	L, 62-76	1957-58 H	W, 82-60		
A	L, 58-65	N ¹	W, 89-57	1996-97 A	W, 73-49				
1961-62 A	L, 61-65	1991-92 H	W, 78-61	2000-01 A	W, 70-68				
H	W, 69-64	¹ American South		DePaul					
1962-63 A ⁴	L, 61-79	Tournament, New Orleans,		DePaul leads 2-1					
H	W, 75-65 ^{OT}	La.		1986-87 N ¹	L, 62-76				
A	L, 77-79			1996-97 A	W, 73-49				
1963-64 H	L, 52-58	Central Michigan		1997-98 H	L, 54-56				
A	L, 71-84	Tech leads 1-0		¹ NCAA Midwest Regional, 1st					
1964-65 H	L, 83-90	1991-92 H	W, 104-85	Round, Rosemont, Ill.					
A	L, 73-98			DeRidder AAB					
1965-66 H	L, 91-104	Central Oklahoma State		Tech leads 1-0					
A	W, 112-108 ^{OT}	Tech leads 1-0		1944-45 U	W, 63-40				
1966-67 A ⁵	W, 99-76	1967-68 N ¹	W, 69-65						
A	W, 101-92	¹ Pan American Holiday		Duquense					
H	W, 112-93	Classic, Edinburg, Texas		Tech leads 1-0					
1967-68 H	W, 89-73			1986-87 N ¹	L, 62-76				
H	W, 91-84	Clemson		1996-97 A	W, 73-49				
1968-69 H	W, 70-68 ^{OT}	Clemson leads 2-0		1997-98 H	L, 54-56				
A	L, 79-87	1980-81 N ¹	L, 49-50 ^{OT}	¹ NCAA Midwest Regional, 1st					
1969-70 A	W, 66-60	2005-06 A ²	L, 69-53	Round, Rosemont, Ill.					
H	W, 84-76	¹ Rainbow Classic, Honolulu,		El Dorado Root Refinery					
1972-73 A ⁶	W, 88-76	Hawaii		Tech leads 2-0					
1973-74 A	L, 90-102			1928-29 U W, (score N/A)					
1975-76 A	L, 78-101	² NIT First Round		U W, (score N/A)					
1976-77 H	L, 84-85								
1977-78 A	L, 71-82	Coastal Carolina		Florida					
H	L, 58-61	Tech leads 1-0		Florida leads 2-1					
1978-79 N ⁷	W, 94-71	1990-91 N ¹	W, 86-81	1985-86 N ¹	W, 67-62				
H	W, 64-61	¹ Spartan Classic, East		1995-96 N ²	L, 56-71				
		Lansing, Mich.		2002-03 A	L, 55-76				
				¹ NIT Final Four, New York, N.Y.					
				² All-College Tourney, Okla.					
				City, Okla.					
				Florida A&M					
				Florida A&M leads 1-0					
				1987-88 N ¹	L, 53-62				
				¹ Champion Holiday Classic,					
				Missoula, Mont.					
				Florida International					
				Tied at 3-3					
				1998-99 H	W, 87-68				
				A	L, 65-73 ^{OT}				
				1999-00 A	W, 66-58				
				H	L, 56-61				
				2000-01 A	W, 59-49				
				H	L, 45-49				

BULLDOG HISTORY

Hardin-Simmons	A	L, 66-58	A	W, 71-65	H ³	W, 70-69	U	W, 38-32
Tech leads 4-0	N ¹	W, 77-68	1997-98 A	L, 57-64	H	W, 82-61	1932-33 U	W, 41-36
1956-57 N ¹	W, 80-56	¹ WAC Tournament, Reno, Nevada	H	W, 70-61	A	W, 73-67	U	W, 30-23
1957-58 N ¹	W, 48-44		¹ Sun Belt Conference		H ³	W, 60-58	1933-34 U	W, 43-29
1980-81 A	W, 51-48		Tournament, Biloxi, Miss.		A	W, 55-51	U	W, 42-37
H	W, 79-71 ^{30T}	Illinois-Chicago			H	W, 67-62	1934-35 U	W, 30-23
¹ La. Invitational, Shreveport, La.		Illinois-Chicago leads 2-0			H ³	W, 70-64	U	W, 36-19
Harding College		1997-98 H	Jacksonville		A	L, 61-72	1936-37 U	L, 17-39
Tech leads 3-0		A	Navel Air Station		H	W, 84-71	U	W, 39-27
1965-66 H	W, 89-83	L, 58-72	Jacksonville NAS leads 2-0		1988-89 A	W, 74-72	1937-38 U	W, 55-30
2001-02 H	W, 102-86	Illinois College	1948-49 A	L, 62-63	H	W, 96-78	U	W, 55-33
2002-03 H	W, 76-55	Tech leads 1-0	H	L, 53-55	N ⁴	W, 103-80	1938-39 U	W, 50-27
Hawaii		1936-37 U	James Madison		1989-90 H	W, 103-63	U	W, 40-33
Tech leads 10-7		W, 37-35	Tech leads 1-0		A	W, 86-72	1939-40 U	W, 43-24
1983-84 A	W, 76-63	Illinois State	1982-83 N ¹	W, 62-61	A	L, 77-88	U	W, 46-27
2001-02 A	L, 61-81	Illinois State leads 4-1	H	W, 113-83	H	W, 113-83	U	W, 31-20
H	W, 61-57	1947-48 U	¹ Ball State Classic, Muncie, Ind.		1991-92 A	W, 80-72	U	W, 35-29
H	W, 61-57	1947-48 U			H	W, 103-67	1940-41 U	W, 45-29
2002-03 A	L, 53-57	1966-67 N ¹	Kansas		1992-93 H	L, 66-82	U	W, 51-50
H	W, 66-65	1974-75 A	Kansas leads 1-0		A	L, 76-113	U	W, 51-32
H	W, 66-65	L, 81-109	1985-86 N ¹	L, 59-81	1993-94 H	L, 51-86	U	W, 46-41
2003-04 H	L, 60-67	1975-76 H	¹ BMA Holiday Classic,		A	L, 60-63	1941-42 U	W, 56-48
A	W, 62-61	L, 72-76	Kansas City, Mo.		1994-95 H	W, 56-51	U	L, 24-42
2004-05 A	W, 61-59	1989-90 N ²	Kansas State		A	W, 65-60	U	W, 57-46
H	W, 71-70	W, 90-69	Kansas State leads 1-0		1995-96 H	L, 56-57	U	W, 46-41
2005-06 H	W, 65-62	¹ NCAA Small College	1975-76 A	L, 49-86	A	L, 55-67	1945-46 A	W, 50-33
A	W, 51-48	Tournament, Bloomington, Ill.			A	L, 64-75	H	W, 45-37
2006-07 H	W, 70-67	² Far West Classic, Portland, Ore.	Keesler Army Air Field		1996-97 A	L, 86-93 ^{20T}	1946-47 A	W, 41-40
A	L, 50-74	Illinois Wesleyan	Keesler AAF leads 2-1		N ⁵	W, 64-62	H	W, 57-37
2007-08 A	L, 57-71	Tied at 1-1	1944-45 U	L, 45-46	1997-98 H	W, 54-49	1947-48 U	W, 66-36
H	W, 69-62	1938-39 U	1945-46 A	L, 44-60	A	W, 85-75	U	W, 67-37
2008-09 A	L, 65-64	1947-48 U	H	W, 51-41	2006-07 N ⁶	L, 68-71	1948-49 H	W, 65-23
H	L, 54-53	L, 44-57	Indiana		¹ Pacemaker Classic, Monroe, La.		A	L, 49-53
Henderson State		Indiana leads 2-0	Indiana leads 2-0		² Southland Conf.		1949-50 A	W, 53-52
Tech leads 6-0		1985-86 A ¹	1985-86 N ¹	W, 84-54	Tournament,		H	W, 74-57
1950-51 H	W, 80-56	L, 63-84	¹ Indiana Classic,		Beaumont, Texas		1950-51 U	W, 71-51
U	W, 91-88	1996-97 A ¹	Bloomington, Ind.		³ Southland Conf. Tourn.,		U	W, 79-58
1951-52 A	W, 52-46	L, 44-73	Indiana State		Ruston, La.		1951-52 A ^F	W, 2-0
1952-53 H	W, 107-49	Tied at 1-1	Tied at 1-1		⁴ American South Conf.		H	W, 85-60
1966-67 H	W, 89-66	1974-75 A	1974-75 A	L, 72-77	Tournament, Lafayette, La.		1952-53 H	W, 86-54
1995-96 H	W, 70-62	H	H	W, 67-63	⁵ Sun Belt Conf. Tournament,		A	W, 79-68
Houston		Iona	Iona		Little Rock, Ark.		1953-54 A	L, 66-72
Houston leads 2-0		Tech leads 1-0	Tech leads 1-0		⁶ Shelby Metcalf Classic,		H	W, 87-61
1975-76 A	L, 75-96	1985-86 N ¹	1985-86 N ¹	W, 84-54	College Station, Texas		1954-55 A	W, 86-60
1983-84 N ¹	L, 69-77	¹ East Rutherford, N.J.	Lake Charles AAB		LaSalle		A	W, 86-60
¹ NCAA Midwest Regional		Iowa	Lake Charles AAB		Tech leads 1-0		H	W, 79-72
2nd Round, Memphis, Tenn.		Iowa leads 2-0	leads 1-0		1988-89 N ¹	W, 83-74	1956-57 A	L, 72-77
Houston Baptist		1991-92 A ¹	1944-45 U	L, 54-67	¹ NCAA Southeast Regional,		H	W, 79-61
Tech leads 10-2		L, 65-84	Lamar		1st Round, Nashville, Tenn.		1964-65 H	W, 81-71
1970-71 H	W, 94-76	2001-02 A	Tech leads 33-29		LeTourneau		A	L, 67-79
A	W, 75-66	L, 67-75	1971-72 A	W, 90-67	Tech leads 1-0		1965-66 H	L, 70-72
1971-72 N ¹	W, 110-90	¹ Amana Hawkeye Classic,	1972-73 H	W, 107-100	1978-79 H	W, 92-65	A	W, 90-85
1973-74 A	W, 80-77 ^{OT}	Iowa City, Iowa	A	L, 73-76			1966-67 H	W, 92-86
A	L, 73-81	Jackson State	1973-74 A	W, 87-82	Longwood		A	W, 77-75
1974-75 H	W, 81-68	Tech leads 7-2	H	W, 91-81	Tech leads 1-0		1967-68 A	W, 74-64
A	W, 73-68	1991-92 H	1974-75 A	L, 71-98	2005-06 N	W, 83-73	H	W, 85-71
1975-76 H	W, 93-57	1993-94 A	H	W, 115-84			1968-69 A	L, 92-93 ^{OT}
A	L, 58-65	L, 69-72	1975-76 N ¹	W, 74-69	Louisiana College		H	L, 80-83
1976-77 A	W, 74-64	2000-01 H	A	L, 66-92	Tech leads 66-20		1969-70 H	W, 79-71 ^{OT}
H	W, 96-77	2001-02 A	H	W, 103-100	1925-26 U W, (score N/A)		A	L, 80-86
2008-09 H	W, 84-47	H	1976-77 H	L, 103-107 ^{20T}	U L, (score N/A)		1970-71 H	W, 77-67
¹ McNeese Tourn., Lake		W, 73-68	A	L, 83-85	U W, (score N/A)		A	W, 73-64
Charles, La.		2003-04 H	1977-78 H	L, 48-65	U W, (score N/A)		1971-72 H	W, 75-62
Howard College-Teachers		2004-05 A	A	L, 70-81	U L, (score N/A)		A	W, 101-66
Tied at 1-1		Jacksonville	1978-79 A	L, 65-68	1926-27 U	L, 22-42	1978-79 H	W, 82-65
1935-36 U	W, 37-36	Tech leads 10-6	H	L, 65-76	U	L, 29-31	^F forfeit	
1938-39 U	L, 42-55	1991-92 H	1979-80 A	L, 60-74	U	W, 29-17		
Idaho		A	A	L, 75-85	1928-29 U W, (score N/A)		Louisiana-Lafayette	
Tech leads 7-2		W, 85-64	1980-81 A	L, 64-66	U L, (score N/A)		Tech leads 86-71	
2005-06 A	W, 66-61	N ¹	H	W, 77-71	U W, (score N/A)		1925-26 U W, (score N/A)	
H	W, 74-59	W, 80-66	A ²	L, 69-83	U L, (score N/A)		U W, (score N/A)	
2006-07 A	W, 73-72	1992-93 H	1981-82 A	L, 70-80	1929-30 U	L, 29-36	U W, (score N/A)	
H	W, 68-59	A	H	L, 50-65	U	L, 27-38	1926-27 U	W, 30-19
2007-08 A	L, 78-85	L, 71-84	H	L, 50-65	U	W, 41-28	U	W, 33-28
H	W, 72-64	N ¹	1982-83 A	L, 43-51	U W, (score N/A)		1927-28 U	W, 40-30
2008-09 H	W, 74-63	W, 63-62	H	W, 88-79	1930-31 U	W, 53-42	U	W, 40-30
		1993-94 A	1983-84 H	W, 83-60	U	W, 48-30	1928-29 U L, (score N/A)	
		L, 60-80	A	L, 60-85	U	L, 30-47	U L, (score N/A)	
		H	1984-85 A	L, 64-72	U	L, 25-41	1929-30 U L, (score N/A)	
		L, 68-74	H	W, 73-65	1931-32 U	W, 30-29	1930-31 U	L, 31-44
		1994-95 H						
		W, 65-63						
		A						
		L, 58-65						
		1995-96 H						
		W, 76-75						
		A						
		L, 68-70						
		1996-97 H						
		W, 83-70						

BULLDOG HISTORY

1931-32	U	L, 29-44	A	L, 92-97	1955-56	A	L, 76-81	² Southland Conf. Tourn., Ruston, La.	McNeese State Tech leads 52-37				
1932-33	U	W, 48-18	1971-72	A	L, 86-107	H	W, 72-66		1952-53	A	W, 48-45		
	U	W, 46-24	H	L, 101-111	1956-57	H	W, 93-83			H	W, 58-57 ^{OT}		
1933-34	U	W, 41-40	1972-73	H	L, 64-74	A	W, 84-81	³ Southland Conf. Tourn., Monroe, La.		H ¹	W, 53-50		
	U	W, 59-31	A	L, 93-94	1957-58	A	W, 92-70	⁴ Fleet Classic, Providence, R.I.	1953-54	H	W, 47-39		
	U	L, 44-50	1975-76	A	W, 78-68	H	W, 79-64		A	L, 54-64			
1934-35	U	L, 31-36	H	W, 89-79	1958-59	H	W, 34-27	Louisiana State	1954-55	A	W, 48-46		
	U	W, 30-17	1976-77	A	W, 94-92	A	W, 64-59	Louisiana State leads 10-1	H	L, 55-60			
1935-36	U	W, 40-31	H	L, 72-81	1959-60	H	W, 93-55	1927-28	U	L, 35-40			
	U	W, 42-26	1977-78	A	L, 53-54	A	W, 72-60	U	L, 28-37	1955-56	H		
1936-37	U	W, 24-23	H	L, 60-62	1960-61	H	L, 53-59	1929-30	U	L, 31-37	A		
	U	W, 40-24	1978-79	H	L, 59-70	A	L, 57-61	U	L, 27-42	1956-57	A		
1937-38	U	W, 31-25	A	W, 70-68 ^{OT}	1961-62	A	L, 75-76 ^{OT}	1936-37	U	L, 34-35	H		
	U	L, 24-30	1979-80	H	W, 74-70	H	L, 59-65	U	L, 24-54	1957-58	H		
1938-39	U	W, 38-35	A	L, 77-88	1962-63	A	L, 73-76	1944-45	U	L, 38-43	A		
	U	L, 34-48	1980-81	A ¹	L, 49-64	H	W, 81-74	U	L, 56-83	1958-59	H		
1939-40	U	L, 36-43	A	W, 79-71	1963-64	H	L, 73-77	1945-46	A	L, 43-58	A		
	U	L, 28-43	A	L, 58-65		A	L, 63-73	1988-89	A	W, 111-109 ^{OT}	1959-60	A	
	U	L, 34-48	1981-82	A	L, 55-65	H	W, 72-66	2006-07	A	L, 52-68	H	W, 46-45	
	U	L, 29-46	H	L, 51-71	1964-65	H	L, 71-79			1960-61	A	L, 37-61	
1940-41	U	W, 54-51	1982-83	H	L, 45-46	A	L, 92-97 ^{OT}	Louisville		H	L, 41-46		
	U	L, 45-51	A	W, 76-72 ^{OT}	1965-66	H	W, 91-89 ^{OT}	Tech leads 2-1	1961-62	A	L, 54-60 ^{OT}		
	U	L, 32-45	1983-84	H	W, 63-62	A	W, 87-81	1929-30	U	W, (score N/A)	H	W, 53-45	
	U	L, 48-63	A	W, 77-73	1966-67	A	W, 75-71	1984-85	N ¹	W, 73-64	1962-63	A	
1941-42	U	W, 42-36	1984-85	H	W, 94-74	H	W, 77-73	1999-00	A	L, 67-79	H	L, 49-54	
	U	L, 47-50	A	W, 83-76 ^{OT}	1967-68	A	L, 73-84			¹ Wendy's Classic, Bowling Green, Ky.	1963-64	H	
1944-45	U	L, 42-48	1985-86	A	L, 73-74 ^{OT}	H	W, 102-92				A	W, 71-61	
	U	L, 38-42	A	W, 66-58	1986-69	A	L, 74-84				A	W, 54-52	
1945-46	A	W, 44-34	1986-87	H	W, 97-70	H	W, 80-68	Loyola (New Orleans)			H	W, 53-51	
	H	W, 54-33	A	W, 68-45	1969-70	H	L, 106-107 ^{3OT}	Tech leads 16-13	1965-66	A	L, 55-70		
1946-47	H	W, 68-56	1987-88	H	W, 84-70	A	W, 87-74	1933-34	U	W, 39-29	H	W, 39-35	
	A	L, 38-39	A	W, 59-57	1970-71	A	W, 81-76	U	W, 45-27		U	W, 44-45	
1947-48	U	W, 45-43	1988-89	H	W, 93-87	H	W, 89-79	U	W, 64-27	1966-67	A	L, 84-66	
	U	W, 55-49	A	L, 79-110	1971-72	H	W, 106-80	U	W, 44-30	1967-68	H	L, 57-67	
	U	W, 36-34	1989-90	A	W, 101-76	A	W, 101-71	1934-35	U	W, 44-21	A	L, 77-83 ^{OT}	
1948-49	A	W, 49-48	H	W, 82-76	1972-73	H	W, 65-52	U	W, 46-37	1968-69	A	L, 79-87	
	H	W, 62-41	1990-91	H	W, 96-88	A	L, 73-74	U	W, 37-32	H	W, 86-70		
1949-50	H	W, 69-67	A	L, 86-94 ^{OT}	1973-74	H	L, 66-91	U	L, 29-30	1969-70	A	L, 66-76	
	A	L, 51-59	1991-92	A	L, 63-79	A	L, 77-98	1936-37	U	W, 43-30	A	W, 77-72	
1950-51	U	W, 63-61	H	W, 69-62	1974-75	H	W, 97-92 ^{OT}	U	W, 42-36	1970-71	A	W, 75-70	
	U	L, 55-74	N ²	L, 71-75	A	L, 78-95	L, 78-95	U	L, 35-38	H	W, 93-80		
1951-52	H	W, 71-49	1992-93	H	L, 59-65	1975-76	A ¹	U	L, 36-40	1971-72	A ²	W, 108-82	
	A	W, 62-54	A	L, 59-81	A	W, 73-72	H	U	L, 48-50	U	W, 114-90		
1952-53	A	W, 57-55	1993-94	A	L, 76-83	A	L, 66-90	U	W, 32-25	A	W, 85-81		
	H	W, 76-65	H	L, 51-91	1976-77	H	L, 65-74	U	W, 60-40	1972-73	A	L, 60-62 ^{OT}	
1953-54	H	W, 63-56	1994-95	A	L, 52-55	A ¹	W, 72-70	U	W, 39-28	H	W, 87-72		
	A	L, 81-84	H	W, 63-56	A	L, 82-89	A	U	L, 39-41	1973-74	A	L, 64-100	
1954-55	A	W, 79-78 ^{OT}	1995-96	H	L, 77-80	1977-78	H	U	L, 34-61	H	W, 93-88		
	H	W, 105-65	A	W, 61-54	A	L, 46-54	A	U	W, 48-44	1974-75	H	W, 92-80	
1955-56	H	W, 75-49	1996-97	A	W, 57-52	1978-79	H	U	L, 43-58	A	L, 74-91		
	A	W, 81-62	H	W, 82-57	A	L, 75-78 ^{OT}	A	U	L, 44-49	1975-76	A	W, 79-74	
1956-57	H	W, 105-65	1997-98	H	W, 84-42	1979-80	A	H	W, 53-39	H	W, 81-75		
	A	W, 84-68	A	L, 80-90	H	L, 65-78	H	U	L, 39-47	1976-77	A	L, 66-68	
1957-58	A	L, 72-75	1998-99	A	L, 65-67	1980-81	H	A	W, 53-48	H	W, 87-79		
	H	W, 63-53	H	W, 75-62	A	W, 71-58	A	U	L, 56-57	1977-78	A	L, 50-63	
1958-59	H	W, 83-70	1999-00	A	L, 72-84	1981-82	A	U	W, 58-56	H	L, 42-59		
	A	L, 62-70	H	W, 80-75	H	L, 66-76	H	U	L, 59-56	1978-79	A	W, 70-56	
1959-60	H	L, 54-57	N ³	L, 58-73	1982-83	A	L, 48-66	A	L, 54-64	H	W, 95-83		
	A	L, 73-87	2000-01	H	W, 81-75 ^{OT}	H	W, 70-55	1956-57	N ¹	L, 59-66	1979-80	A	W, 62-60
1960-61	H	W, 55-50	N ⁴	L, 56-63	1983-84	H	W, 79-63	¹ La. Invitational, Shreveport, La.		H	L, 63-67		
	A	L, 57-68	2001-02	H ⁵	W, 83-63	A	L, 79-82			H	W, 78-59		
1961-62	A	L, 69-83	2004-05	H ⁶	L, 63-84	H ²	W, 69-56	Magnolia A&M		H	W, 75-57		
	H	L, 69-74	2005-06	H	W, 85-78	1984-85	A	Tied at 1-1		N ³	W, 64-52		
1962-63	A	L, 49-68	2006-07	A	L, 60-65	H	W, 72-65	1929-30	U	W, 33-13	1981-82	A	
	H	W, 75-66	2007-08	H	W, 64-56	H ²	W, 72-70 ^{OT}	U	L, 25-28	U	L, 64-72		
1963-64	H	W, 69-68	2008-09	A	W, 61-59	1985-86	H	U	W, 74-71	H	W, 81-69		
	A	L, 75-84	¹ Bayou Classic, Lafayette, La.			A	L, 43-59			N ⁴	L, 77-78 ^{3OT}		
1964-65	H	W, 77-73	² SBC Tourney, Biloxi, Miss.			A ³	L, 56-57	Marquette		H	W, 65-48		
	A	W, 88-81	³ SBC Tourney, Little Rock, Ark.			1986-87	A	Marquette leads 2-0		H	W, 88-71		
1965-66	H	W, 86-76	⁴ SBC Tourney, Mobile, Ala.			H	W, 57-51	1980-81	N ¹	L, 66-80	1983-84	H	
	A	L, 78-99	⁵ NIT First Round, Ruston, La.			1987-88	A	L, 76-84		A	L, 79-97		
1966-67	A	W, 72-66	⁶ Louisiana Classic, Baton Rouge, La.			H	W, 80-68	¹ Rainbow Classic, Honolulu, Hawaii		A	W, 88-69		
	H	W, 80-78				H	W, 69-37			H	W, 59-58		
1967-68	H	L, 57-70	Louisiana-Monroe			A	W, 93-88	Marshall		H	L, 72-76		
	A	L, 70-88	Tech leads 47-36			1989-90	H	Tech leads 3-0		A	L, 58-68		
1968-69	A	L, 60-73	1953-54	A	L, 61-65	A	L, 59-77	1932-33	U	W, 48-23	1986-87	A	
	H	L, 53-70	H	L, 82-84 ^{OT}	1990-91	H	W, 94-82	1984-85	A ¹	W, 69-63	H	W, 71-63	
1969-70	A	L, 79-86	1954-55	A	W, 72-59	A	L, 89-100	1985-86	H	W, 72-71	1987-88	H	
	H	W, 94-92 ^{OT}	A	L, 92-95	2008-09	H	W, 69-57	¹ Marshall Invitational, Huntington, WV.		A	L, 64-65		
1970-71	H	W, 104-93			¹ Pacemaker Classic, Monroe, La.					A	W, 70-64		

BULLDOG HISTORY

H	W, 90-78	U	L, 33-40	2002-03	A	L, 38-78	2006-07	A	L, 67-84	1999-00	H	W, 63-43												
1989-90	H	W, 60-56	1933-34	U	W, 41-38	2007-08	A	L, 45-75	H	L, 71-79	A	W, 75-66												
1990-91	A	W, 73-64	U	L, 25-34	U	L, 57-87	2000-01	A	L, 55-67	2004-05	H	L, 85-87 ^{OT}												
1999-00	H	W, 93-60	1934-35	U	W, 42-37	Mississippi State-Teachers	A	L, 57-87	2004-05	H	L, 85-87 ^{OT}	2005-06	N ⁷	W, 76-64										
2000-01	A	L, 61-76	U	L, 33-34	Tech leads 4-1	1932-33	U	W, 49-45	2008-09	H	W, 67-64	2007-08	N ⁸	L, 72-81										
2003-04	A	W, 69-68	U	L, 29-31	1932-33	U	W, 49-45	A	W, 78-75	N ²	L, 68-77	¹ NCAA Regional Playoff, Lafayette, La.												
2004-05	H	W, 81-63	1935-36	U	W, 31-23	1933-34	U	W, 43-25	¹ WAC Tourney, Tulsa, Okla.			² American South Tournament, Beaumont, Texas												
2005-06	H	W, 80-67	U	W, 38-27	1935-36	U	W, 31-26	U	L, 36-39	² WAC Tourney, Reno, Nev.			³ American South Conf. Tournament, Lafayette, La.											
2006-07	A	W, 59-50	1940-41	U	L, 23-46	U	L, 36-39	1936-37	U	W, 39-36	⁴ American South Conf. Tourney, New Orleans, La.													
2007-08	H	W, 73-63	1941-42	U	W, 50-34	Mississippi Valley State	U	L, 37-42	¹ UNLV Rebel Roundup, Las Vegas, Nev.			⁵ SBC Tourney, Biloxi, Miss.												
2008-09	A	L, 61-44	1944-45	U	L, 27-45	Tech leads 1-0	U	L, 27-45	⁶ SBC Tourney, Little Rock, Ark.			⁷ Tyler, Texas												
¹ La. NAIA Playoff, Dist. 18, Ruston, La.			2002-03	H	W, 77-49	1997-98	N ¹	W, 83-65	⁷ Tyler, Texas			⁸ Gulf Coast Classic, Biloxi, Miss.												
² McNeese Tournament, Lake Charles, La.			Minnesota	Minnesota leads 1-0	2000-01	A	L, 53-69	¹ TCU Tourney, Ft. Worth, Texas			⁹ forfeit win for Tech													
³ Southland Tournament, Beaumont, Texas			Mississippi	Mississippi leads 7-3	1961-62	A	L, 78-96	Missouri			New Mexico													
⁴ Southland Tournament, Lafayette, La.			1961-62	A	L, 78-96	H	L, 64-68	Missouri leads 1-0			New Mexico leads 1-0													
⁵ NIT 2nd Round, Ruston, La.			1962-63	H	W, 81-73	A	W, 68-64	1972-73			A	L, 61-81	New Mexico State											
Memphis			1962-63	H	W, 81-73	A	W, 68-64	Missouri-Kansas City			New Mexico State leads 8-3													
Series tied 2-2			1963-64	A	L, 79-92 ^{OT}	A	W, 79-92 ^{OT}	Tech leads 2-0			1977-78			A ¹	L, 51-69	Nicholls State								
1952-53			A	L, 63-70	1964-65	H	W, 75-72	1987-88			A	W, 70-58	Tech leads 14-2											
H			W, 93-83	1965-66	A	L, 76-84	H			W, 83-71	1965-66			A	W, 99-70									
2004-05			A	W, 64-55	1966-67	H	L, 67-84	Monroe Adlers			1966-67			A ¹	W, 97-92									
2005-06			A	L, 76-58	1973-74	N ¹	L, 76-105	Tech leads 1-0			1966-67			H	W, 98-79									
Mercer			Tied at 5-5	1997-98	A	L, 56-88	1929-30			U	W, (score N/A)	1967-68			A	W, 68-67								
1926-27			U	L, 19-37	¹ Pacemaker Classic, Monroe, La.			Montana State			2006-07			H	W, 73-71 ^{OT}	1968-69	A	W, 83-73						
1972-73			A ¹	L, 68-70	Mississippi College			Tech leads 2-1			A ²			L, 70-77	1968-69	A	W, 72-70 ^{OT}							
1973-74			H	W, 90-87 ^{OT}	Tech leads 19-12			1980-81			N ¹	W, 72-57	1969-70	H	W, 114-90									
1974-75			A	L, 66-91	1926-27			U	W, 29-27	1987-88			H	W, 85-62	1969-70	A	W, 64-62							
1975-76			A	L, 72-73	U			W, 41-33	1988-89			A	L, 74-80	1970-71	A	W, 78-76								
H			W, 95-90	U			L, 26-42	¹ Raindrop Classic, Portland, Ore.			H			L, 63-85	1970-71	H	W, 109-76							
1976-77			A	W, 81-75	U			L, 34-36	Montevallo			2007-08			A	L, 54-63	1993-94	H	L, 72-91					
H			W, 84-64	1927-28			U	L, 43-44	Tech leads 1-0			H			L, 65-63	1994-95	A	L, 85-90						
1977-78			H	W, 55-50	U			L, 37-61	2003-04			H	W, 65-62	1999-00	H	W, 85-62								
A			L, 60-72	U			W, 48-46	Morehead State			² WAC Tournament, Semifinals, Las Cruces, N.M.			2000-01	A	W, 91-62								
¹ Mercer Invitational, Macon, Ga.			1928-29	U	L, (score N/A)	U			L, 27-31	New Orleans			New Orleans leads 26-19											
Miami (Ohio)			Tech leads 1-0	U	W, (score N/A)	U			W, (score N/A)	1970-71			N ¹	W, 107-88	North Dakota									
1988-89			N ¹	W, 69-62	1929-30			U	L, 35-47	1971-72			A	W, 80-73	Tech leads 1-0									
¹ Carrier Classic, Syracuse, N.Y.			1988-89	N ¹	W, 69-62	U			L, 39-49	1972-73			H	W, 91-73	1966-67			N ¹	W, 86-77					
Michigan			Tied at 1-1	1988-89	N ¹	W, 69-62	U			W, (score N/A)	1975-76			A	L, 66-72	¹ NCAA Small College Tourney, Bloomington, Ill.								
1981-82			A	W, 51-50	U			L, 39-49	1974-75			A	L, 89-93 ^{OT}	1976-77			A	L, 67-88						
1990-91			N ¹	L, 62-77	U			W, 32-16	1975-76			H	L, 87-89 ^{OT}	H			L, 72-75							
¹ Spartan Classic, East Lansing, Mich.			1981-82	A	W, 51-50	U			W, (score N/A)	¹ Holiday Classic, Shreveport, La.			1986-87			A	L, 68-72	North Texas						
Middle Tennessee			Tech leads 7-2	1989-90	H	W, 98-77	1930-31			U	W, 36-29	H			L, 61-70	Tech leads 18-7								
1959-60			H	W, 81-63	U			L, 30-61	1931-32			U	L, 30-61	1952-53			H	L, 50-59						
1987-88			A	W, 64-63	U			L, 35-36	1933-34			U	L, 33-42	A			L, 58-77							
1988-89			A	L, 87-91	U			L, 33-42	1959-60			A	L, 47-54	H			L, 75-80 ^{OT}							
H			W, 72-67	U			W, 41-29	1961-62			N ¹	L, 61-69	H			W, 83-66								
1988-89			A	L, 87-91	U			W, 58-31	1961-62			N ¹	L, 61-69	H			W, 83-66							
H			W, 72-71	1945-46			A	W, 37-27	1978-79			H	W, 109-88	A			L, 63-73							
1989-90			H	W, 98-77	U			L, 38-39	A			W, 73-60	N ³			W, 84-62	1979-80			N ²	W, 82-74			
A			L, 75-84	U			W, 56-46	1988-89			N ²	W, 87-69	1989-90			A	L, 100-110 ^{3OT}	H			W, 77-65			
2000-01			H	W, 75-55	U			W, 55-49	2008-09			A	W, 69-60	H			W, 78-69	1982-83			H	W, 70-64		
A			W, 68-53	1949-50			H	W, 65-42	¹ Gulf South Classic, Shreveport, La.			1990-91			H	L, 68-72	A			L, 67-75				
Millsaps College			Tech leads 14-12	1950-51	H	W, 76-53	U			W, (score N/A)	A ⁴			W, 56-51	A			W, 68-63	N ³			L, 73-87		
1926-27			U	W, 45-27	A			W, 67-49	1991-92			H	W, 54-53	H			W, 61-70	1983-84			A	W, 75-68 ^{OT}		
U			L, 28-39	Mississippi State			Mississippi State leads 10-5			A ^f			W, 53-54	H			L, 41-69	H			W, 92-68			
U			W, 53-23	1934-35			U	W, 32-31	2005-06			A	L, 59-56	H			L, 48-71	A			W, 68-50			
U			W, 36-31	1947-48			U	W, 53-43	Nevada			N ⁵			L, 52-63	H			W, 90-72					
1927-28			U	L, 33-37	1959-60			A	W, 71-62	Nevada leads 14-4			1993-94			H	L, 61-93	1985-86			A	L, 50-56		
U			W, 57-38	1960-61			H	W, 61-60	2001-02			A	W, 77-69	A			L, 61-76	H			W, 88-67			
U			W, 53-28	1961-62			A	L, 58-81	H			W, 86-83 ^{OT}	A			W, 61-60	A			W, 80-77				
U			W, 41-26	1962-63			H	L, 61-80	2002-03			H	L, 67-75	H			L, 59-61	1988-89			A	W, 87-82		
1928-29			U	W, (score N/A)	1963-64			A	L, 61-105	A			W, 99-97	A			L, 45-70	H			W, 96-57			
U			W, (score N/A)	1964-65			H	L, 78-82	N ¹			L, 66-72	A			L, 61-70	N ⁶			L, 67-57				
1930-31			U	L, 31-44	1965-66			A	L, 70-82	2003-04			A	L, 67-71	1996-97			H	W, 73-63	2000-01			H	W, 87-62
U			L, 30-43	1966-67			H	L, 73-90	H			L, 64-79	A			L, 58-63	A			L, 59-53	¹ La. Invitational, Shreveport, La.			
1931-32			U	L, 35-44	1966-67			H	L, 73-90	2004-05			H	L, 56-64	1997-98			H	W, 74-65	² All-College Tourney, Oklahoma City, Okla.				
Millsaps College			Tech leads 14-12	1968-69	A	L, 73-84	1969-70			H	W, 78-71	A			L, 58-76	A			L, 34-78	³ Southland Conf. Tourney, Beaumont, Texas				
1926-27			U	W, 45-27	1969-70			H	W, 78-71	2005-06			H	L, 65-63	1998-99			A	W, 87-82 ^{OT}	⁴ Southland Conf. Tourney, 1st				
U			L, 28-39	2000-01			A	L, 63-68	A			L, 50-46	H			W, 87-82 ^{OT}	H			W, 87-82 ^{OT}				

BULLDOG HISTORY

Round, Ruston, La.	U	L, 66-68	Ruston, La.	1939-40	U	W, 42-38	2006-07	N ¹	L, 65-87		
Northeastern	1951-52	A	L, 47-49	⁴ La. Invitational, Shreveport, La.	1949-50	H	W, 54-52	¹ Shelby Metcalf Classic,	College Station, Texas		
Tech leads 1-0	A	L, 74-78	⁵ Gulf South Classic,		A	L, 43-51					
1987-88	N ¹	W, 74-67	Shreveport, La.	1951-52	A	W, 79-69					
¹ Fleet Classic, Providence,	1952-53	H	W, 70-62	⁶ Gulf South Classic,	H	W, 78-41			Saint Mary's (Calif.)		
R.I.	A	L, 78-80	Shreveport, La.		1970-71	N ¹	W, 108-66		Tech leads 1-0		
Northern Arizona	1953-54	A	L, 73-81 ^{OT}	Ohio Northern	1980-81	H	W, 71-49		1989-90	N ¹	W, 69-55
Tech leads 1-0	H	L, 69-76		Ohio Northern leads 1-0	1981-82	H	W, 47-38		¹ Apple Invitational, Stanford,	Calif.	
1985-86	A ¹	W, 76-61		1996-97	H	L, 52-57			Saint Peter's		
¹ NIT 1st Round, Flagstaff, Ariz.	A	A ²	W, 93-72	Ohio State					Tech leads 1-0		
Northern Iowa	H ³	W, 83-80		Tied at 1-1					1972-73	N ¹	W, 90-62
NI leads 2-0	H ³	W, 95-92		1984-85	N ¹	W, 79-67			¹ Mercer Invitational, Macon, Ga.		
2002-03	H	L, 71-76		1985-86	N ²	L, 66-79					
2003-04	A	L, 72-75		¹ NCAA Midwest 2nd Round,					Sam Houston State		
Northwestern State	1957-58	N ⁴	W, 41-40	Tulsa, Okla.					Tech leads 4-1		
Tech leads 75-62	A	L, 60-66		² NIT Final Four, New York, N.Y.					1946-47	A	L, 45-29
1925-26	U	L, (score N/A)		Oklahoma					H	W, 63-53	
U	L, (score N/A)			Oklahoma leads 8-0					1967-68	N ¹	W, 99-80
1926-27	U	L, 22-34		1972-73	A	L, 63-65			1989-90	H	W, 88-61
U	L, 30-42			1978-79	A	L, 68-84			1990-91	A	W, 95-72
1927-28	U	W, 32-31		1979-80	A	L, 69-84			¹ Pan American Holiday		
U	W, 34-24			N ¹	L, 70-80				Classic, Edinburg, Texas		
1928-29	U	L, (score N/A)		N ²	L, 72-84				Samford		
U	L, (score N/A)			N ³	L, 84-86 ^{OT}				Samford leads 3-1		
U	W, (score N/A)			1988-89	N ⁴	L, 81-124			1981-82	A	L, 54-60
U	L, (score N/A)			2001-02	A	L, 63-81 ^{OT}			1987-88	H	W, 73-67
U	L, (score N/A)			¹ All-College Tourney,					2007-08	H	L, 73-70 ^{OT}
1929-30	U	W, 35-21		Oklahoma City, Okla.					2008-09	A	L, 71-58
U	W, 26-24			² All-College Tournament,							
U	W, (score N/A)			Oklahoma City, Okla.					San Diego State		
1930-31	U	L, 48-50		³ NCAA Midwest Regional					Tied at 1-1		
U	L, 27-37			Semifinals, Dallas, Texas					1970-71	A	L, 78-88
U	W, 49-39			⁴ NCAA Southeast Regional,					1985-86	N ¹	W, 74-72
U	W, 30-25			2nd Round, Nashville, Tenn.					¹ Sun Met Classic, Fresno,		
1931-32	U	L, 31-35		Oklahoma Baptist					Calif.		
U	L, 37-45			Tech leads 1-0					San Francisco		
1932-33	U	L, 36-53		1991-92	H	W, 93-62			San Francisco leads 1-0		
U	W, 53-51			Oklahoma City					1994-95	A	L, 65-67
1933-34	U	W, 49-48		Tech leads 3-1					San Jose State		
U	L, 31-36			1937-38	U	W, 46-29			Tech leads 12-6		
1934-35	U	L, 31-44		U	L, 38-47				2001-02	A	W, 78-61
U	W, 44-31			1979-80	A ¹	W, 79-72			H	W, 77-53	
1935-36	U	L, 34-36		1984-85	A ¹	W, 90-62			2002-03	A	W, 80-67
U	L, 20-63			¹ All-College Tournament,					H	W, 65-60	
1936-37	U	L, 33-43		Oklahoma City, Okla.					2003-04	H	W, 73-62
U	L, 30-44			Oklahoma State					A	L, 53-56 ^{OT}	
1937-38	U	L, 38-46		Oklahoma State leads 3-0					N ¹	W, 57-51	
U	L, 28-48			1990-91	A	L, 58-59			2004-05	A	L, 87-88
1938-39	U	W, 41-32		1991-92	H	L, 71-77			H	W, 72-55	
U	L, 37-58			1992-93	A	L, 53-80			2005-06	A	W, 75-55
1939-40	U	L, 37-55		Oral Roberts					H	W, 74-63	
U	L, 25-56			Tech leads 3-1					2006-07	H	W, 92-56
U	L, 34-41			1970-71	H	W, 96-95			A	L, 50-53	
U	L, 44-67			1971-72	A	L, 104-109			2007-08	A	L, 61-71
1940-41	U	L, 34-41		1988-89	A	W, 94-87 ^{OT}			H	W, 87-83	
U	L, 37-55			H	W, 92-82				N ¹	L, 62-64	
1941-42	U	W, 38-32		Oregon					2008-09	A	W, 66-61
U	W, 57-47			Tech leads 1-0					H	L, 53-51	
1944-45	U	W, 51-49		1986-87	N ¹	W, 57-50			WAC Tourn., Oklahoma City,		
U	L, 48-49			¹ Far West Classic, Portland, Ore.					Okla.		
U	W, 51-50			Oregon State					² WAC Tourn., Las Cruces, N.M.		
U	W, 45-44			Tied at 1-1							
1945-46	A	L, 19-54		1986-87	N ¹	W, 93-76			Seattle		
H	W, 57-56			1989-90	N ²	L, 81-82			Seattle leads 1-0		
A	W, 38-36			¹ Far West Classic, Portland, Ore.					2008-09	N ¹	L, 61-46
H	L, 39-41			² Far West Classic, Portland, Ore.					¹ Great Alaska Shootout,		
H	W, 42-35			Ouachita Baptist					Anchorage, Alaska		
1946-47	H	L, 53-56		Tech leads 10-2					Selman Army Air Field		
A	W, 48-37			1937-38	U	L, 33-35			Tied at 1-1		
1947-48	U	L, 41-48		U	W, 59-39				1945-46	A	L, 33-35
U	W, 50-49			1938-39	U	W, 42-38			H	W, 62-42	
U	L, 33-57			Saint Leo (Fla.)							
1948-49	H	W, 45-40		Tech leads 1-0							
A	L, 46-57			1970-71	N ¹	W, 106-63			¹ McNeese Tourn., Lake		
1949-50	A	L, 41-43		Charles, La.							
H	W, 60-55			Saint Louis					St. Louis leads 2-1		
1950-51	U	L, 57-76		Tech leads 1-0					1955-56	A	L, 81-98
				¹ Gulf States Conf. Tourney,					1999-00	A	W, 68-60
				Natchitoches, La.							
				² NAIA Playoff, District 18,					Shreveport "Y"		
				Natchitoches, La.					Tech leads 1-0		
				³ NAIA Playoff, District 18,					1929-30	U	W, (score N/A)

BULLDOG HISTORY

N² L, 55-62
 2004-05 H W, 80-65
 A L, 69-89

¹ Gulf South Classic,
 Shreveport, La.

² WAC Tourna., Oklahoma
 City, Okla.

Texas-Pan American

Tech leads 20-13

1967-68 A¹ L, 70-89
 1977-78 N² L, 63-78
 1982-83 A W, 66-58
 H W, 59-39

1983-84 H W, 56-52
 A W, 69-63

1987-88 A W, 70-62
 H W, 73-62

1988-89 A W, 65-55
 H W, 78-63

1989-90 H W, 68-62
 A L, 84-100

N³ L, 76-82
 1990-91 A W, 89-56
 H W, 86-52

1991-92 A W, 89-62
 1992-93 A L, 59-62 OT
 H W, 74-59

1993-94 H L, 56-61
 A L, 52-76

N⁴ L, 65-70
 1994-95 A L, 53-70
 H L, 60-75

N⁵ L, 48-51 OT
 1995-96 H W, 56-55 3OT
 A L, 45-47

1996-97 A W, 46-43
 H W, 53-47

1997-98 A W, 75-57
 H W, 106-77

1998-99 N⁶ W, 83-80
 A L, 84-78
 H W, 97-76

¹ Pan American Holiday
 Classic, Edinburg, Texas

² Road Runner Classic, Las
 Cruces, N.M.

³ American South Conf.
 Tournament, Jonesboro,
 Ark.

⁴ SBC Tournament, Bowling
 Green, Ky.

⁵ SBC Tourney, Little Rock,
 Ark.

⁶ SW Missouri State Tourney,
 Springfield, Mo.

¹ Pan American Holiday
 Classic, Edinburg, Texas

² Road Runner Classic, Las
 Cruces, N.M.

³ American South Conf.
 Tournament, Jonesboro,
 Ark.

⁴ SBC Tournament, Bowling
 Green, Ky.

⁵ SBC Tourney, Little Rock,
 Ark.

⁶ SW Missouri State Tourney,
 Springfield, Mo.

¹ Pan American Holiday
 Classic, Edinburg, Texas

² Road Runner Classic, Las
 Cruces, N.M.

³ American South Conf.
 Tournament, Jonesboro,
 Ark.

⁴ SBC Tournament, Bowling
 Green, Ky.

⁵ SBC Tourney, Little Rock,
 Ark.

⁶ SW Missouri State Tourney,
 Springfield, Mo.

College Station, Texas

Texas A&M-Corpus Christi

Tech leads 2-0

1970-71 H W, 103-77
 A W, 84-82

Texas Christian (TCU)

Texas Christian leads 6-5

1939-40 U L, 32-39
 1990-91 N¹ W, 82-71

1992-93 A L, 50-64
 H W, 66-49

1993-94 A L, 74-92
 N² L, 53-73

1994-95 A L, 82-92
 H W, 79-73

1996-97 A L, 76-79
 2000-01 A W, 95-76

2008-09 H W, 72-67
¹ Century Cellunet Classic,
 Shreveport, La.

² Hirsch Col., Shreveport, La.

¹ Century Cellunet Classic,
 Shreveport, La.

² Hirsch Col., Shreveport, La.

¹ Century Cellunet Classic,
 Shreveport, La.

² Hirsch Col., Shreveport, La.

¹ Century Cellunet Classic,
 Shreveport, La.

² Hirsch Col., Shreveport, La.

¹ Century Cellunet Classic,
 Shreveport, La.

² Hirsch Col., Shreveport, La.

¹ Century Cellunet Classic,
 Shreveport, La.

² Hirsch Col., Shreveport, La.

¹ Century Cellunet Classic,
 Shreveport, La.

² Hirsch Col., Shreveport, La.

¹ Century Cellunet Classic,
 Shreveport, La.

² Hirsch Col., Shreveport, La.

¹ Century Cellunet Classic,
 Shreveport, La.

² Hirsch Col., Shreveport, La.

¹ Century Cellunet Classic,
 Shreveport, La.

² Hirsch Col., Shreveport, La.

¹ Century Cellunet Classic,
 Shreveport, La.

² Hirsch Col., Shreveport, La.

¹ Century Cellunet Classic,
 Shreveport, La.

² Hirsch Col., Shreveport, La.

¹ Century Cellunet Classic,
 Shreveport, La.

² Hirsch Col., Shreveport, La.

¹ Century Cellunet Classic,
 Shreveport, La.

² Hirsch Col., Shreveport, La.

¹ Century Cellunet Classic,
 Shreveport, La.

² Louisiana Classic, Baton
 Rouge, La.

Tulsa

Tech leads 6-4

1989-90 A W, 91-82
 1990-91 H W, 78-66

2001-02 H L, 68-71
 A L, 63-72

2002-03 A L, 61-68
 H W, 93-82

2003-04 H W, 70-62
 A L, 70-80

2004-05 A W, 58-52
 H W, 91-82

¹ Gulf South Classic,
 Shreveport, La.

² Far West Classic, Portland,
 Ore.

¹ Gulf South Classic,
 Shreveport, La.

² Far West Classic, Portland,
 Ore.

¹ Gulf South Classic,
 Shreveport, La.

² Far West Classic, Portland,
 Ore.

¹ Gulf South Classic,
 Shreveport, La.

² Far West Classic, Portland,
 Ore.

¹ Gulf South Classic,
 Shreveport, La.

² Far West Classic, Portland,
 Ore.

¹ Gulf South Classic,
 Shreveport, La.

² Far West Classic, Portland,
 Ore.

¹ Gulf South Classic,
 Shreveport, La.

² Far West Classic, Portland,
 Ore.

¹ Gulf South Classic,
 Shreveport, La.

² Far West Classic, Portland,
 Ore.

¹ Gulf South Classic,
 Shreveport, La.

² Far West Classic, Portland,
 Ore.

¹ Gulf South Classic,
 Shreveport, La.

² Far West Classic, Portland,
 Ore.

¹ Gulf South Classic,
 Shreveport, La.

² Far West Classic, Portland,
 Ore.

¹ Gulf South Classic,
 Shreveport, La.

² Far West Classic, Portland,
 Ore.

¹ Gulf South Classic,
 Shreveport, La.

² Far West Classic, Portland,
 Ore.

¹ Gulf South Classic,
 Shreveport, La.

² Far West Classic, Portland,
 Ore.

¹ Gulf South Classic,
 Shreveport, La.

² Far West Classic, Portland,
 Ore.

¹ Gulf South Classic,
 Shreveport, La.

Tech leads 1-0

1981-82 H W, 75-62

Wake Forest

Wake Forest leads 1-0

1990-91 N¹ L, 65-71
¹ NCAA Southeast Regional,
 1st Round, Atlanta, Ga.

¹ NCAA Southeast Regional,
 1st Round, Atlanta, Ga.

¹ NCAA Southeast Regional,
 1st Round, Atlanta, Ga.

¹ NCAA Southeast Regional,
 1st Round, Atlanta, Ga.

¹ NCAA Southeast Regional,
 1st Round, Atlanta, Ga.

¹ NCAA Southeast Regional,
 1st Round, Atlanta, Ga.

¹ NCAA Southeast Regional,
 1st Round, Atlanta, Ga.

¹ NCAA Southeast Regional,
 1st Round, Atlanta, Ga.

¹ NCAA Southeast Regional,
 1st Round, Atlanta, Ga.

¹ NCAA Southeast Regional,
 1st Round, Atlanta, Ga.

¹ NCAA Southeast Regional,
 1st Round, Atlanta, Ga.

¹ NCAA Southeast Regional,
 1st Round, Atlanta, Ga.

¹ NCAA Southeast Regional,
 1st Round, Atlanta, Ga.

¹ NCAA Southeast Regional,
 1st Round, Atlanta, Ga.

¹ NCAA Southeast Regional,
 1st Round, Atlanta, Ga.

¹ NCAA Southeast Regional,
 1st Round, Atlanta, Ga.

¹ NCAA Southeast Regional,
 1st Round, Atlanta, Ga.

¹ NCAA Southeast Regional,
 1st Round, Atlanta, Ga.

¹ NCAA Southeast Regional,
 1st Round, Atlanta, Ga.

¹ NCAA Southeast Regional,
 1st Round, Atlanta, Ga.

¹ NCAA Southeast Regional,
 1st Round, Atlanta, Ga.

¹ NCAA Southeast Regional,
 1st Round, Atlanta, Ga.

¹ NCAA Southeast Regional,
 1st Round, Atlanta, Ga.

¹ NCAA Southeast Regional,
 1st Round, Atlanta, Ga.

¹ NCAA Southeast Regional,
 1st Round, Atlanta, Ga.

¹ NCAA Southeast Regional,
 1st Round, Atlanta, Ga.

¹ NCAA Southeast Regional,
 1st Round, Atlanta, Ga.

¹ NCAA Southeast Regional,
 1st Round, Atlanta, Ga.

¹ NCAA Southeast Regional,
 1st Round, Atlanta, Ga.

¹ NCAA Southeast Regional,
 1st Round, Atlanta, Ga.

¹ NCAA Southeast Regional,
 1st Round, Atlanta, Ga.

¹ NCAA Southeast Regional,
 1st Round, Atlanta, Ga.

¹ NCAA Southeast Regional,
 1st Round, Atlanta, Ga.

¹ NCAA Southeast Regional,
 1st Round, Atlanta, Ga.

¹ NCAA Southeast Regional,
 1st Round, Atlanta, Ga.

¹ NCAA Southeast Regional,
 1st Round, Atlanta, Ga.

N³ L, 76-66

1999-00 A W, 68-65

H W, 72-66

2000-01 A L, 47-55

H W, 73-72 OT

¹ Wendy's Classic, Bowling
 Green, Ky.

² SBC Tourney, Biloxi, Miss.

³ SBC Tourney, Lafayette, La.

¹ Wendy's Classic, Bowling
 Green, Ky.

² SBC Tourney, Biloxi, Miss.

³ SBC Tourney, Lafayette, La.

¹ Wendy's Classic, Bowling
 Green, Ky.

² SBC Tourney, Biloxi, Miss.

³ SBC Tourney, Lafayette, La.

¹ Wendy's Classic, Bowling
 Green, Ky.

² SBC Tourney, Biloxi, Miss.

³ SBC Tourney, Lafayette, La.

¹ Wendy's Classic, Bowling
 Green, Ky.

² SBC Tourney, Biloxi, Miss.

³ SBC Tourney, Lafayette, La.

¹ Wendy's Classic, Bowling
 Green, Ky.

² SBC Tourney, Biloxi, Miss.

³ SBC Tourney, Lafayette, La.

¹ Wendy's Classic, Bowling
 Green, Ky.

² SBC Tourney, Biloxi, Miss.

³ SBC Tourney, Lafayette, La.

¹ Wendy's Classic, Bowling
 Green, Ky.

² SBC Tourney, Biloxi, Miss.

³ SBC Tourney, Lafayette, La.

¹ Wendy's Classic, Bowling
 Green, Ky.

² SBC Tourney, Biloxi, Miss.

³ SBC Tourney, Lafayette, La.

¹ Wendy's Classic, Bowling
 Green, Ky.

² SBC Tourney, Biloxi, Miss.

³ SBC Tourney, Lafayette, La.

¹ Wendy's Classic, Bowling
 Green, Ky.

² SBC Tourney, Biloxi, Miss.

³ SBC Tourney, Lafayette, La.

¹ Wendy's Classic, Bowling
 Green, Ky.

² SBC Tourney, Biloxi, Miss.

³ SBC Tourney, Lafayette, La.

¹ Wendy's Classic, Bowling
 Green, Ky.

Records

1,000 Point Club

1. Mike Green (1969-73) 2,340

Season	G	FG-FGA	PCT	FT-FTA	PCT	REB	PTS	AVG
1969-70	22	157-274	.572	70-102	.686	288	384	17.5
1970-71	28	204-349	.585	122-158	.772	465	527	18.8
1971-72	26	256-444	.577	111-153	.725	413	623	24.0
1972-73	26	351-603	.582	101-146	.692	409	803	30.9
Totals	102	968-1,670	.580	404-559	.723	1,575	2,337	22.9

2. Mike McConathy (1973-77) 2,033

Season	G	FG-FGA	PCT	FT-FTA	PCT	REB	PTS	AVG
1973-74	21	112-249	.450	32-50	.640	48	256	12.2
1974-75	25	164-369	.444	91-119	.765	67	419	16.8
1975-76	26	250-497	.503	142-189	.751	71	642	24.7
1976-77	26	258-550	.469	200-246	.813	56	716	27.5
Totals	98	784-1,665	.471	465-604	.770	242	2,033	20.7

3. Randy White (1985-89) 1,947

Season	G	FG-FGA	PCT	FT-FTA	PCT	REB	PTS	AVG
1985-86	34	115-221	.520	82-123	.666	156	312	9.2
1986-87	30	145-252	.575	88-130	.677	196	379	12.6
1987-88	31	226-354	.638	121-189	.640	359	578	18.6
1988-89	32	245-408	.600	171-229	.747	337	678	21.2
Totals	127	731-1,235	.592	462-671	.689	1,048	1,947	15.3

4. Anthony Dade (1988-92) 1,867

Season	G	FG-FGA	PCT	FT-FTA	PCT	REB	PTS	AVG
1988-89	32	173-315	.549	102-178	.573	232	448	14.0
1989-90	27	185-328	.564	118-192	.615	200	488	18.1
1990-91	31	178-305	.584	91-170	.535	182	447	14.4
1991-92	31	179-350	.511	126-230	.548	232	484	15.6
Totals	121	715-1,298	.551	437-770	.568	846	1,867	15.4

5. Gerrod Henderson (1998-02) 1,829

Season	G	FG-FGA	PCT	FT-FTA	PCT	REB	PTS	AVG
1998-99	28	91-242	.376	53-76	.697	94	264	9.4
1999-00	28	160-397	.432	126-155	.813	119	514	18.4
2000-01	27	156-371	.420	129-154	.838	135	497	18.4
2001-02	32	168-445	.378	162-197	.821	162	554	17.3
Totals	115	575-1,437	.400	470-582	.808	510	1,829	15.9

6. Karl Malone (1982-85) 1,716

Season	G	FG-FGA	PCT	FT-FTA	PCT	REB	PTS	AVG
1982-83	28	217-373	.582	152-244	.623	289	586	20.9
1983-84	32	220-382	.576	161-236	.682	282	601	18.8
1984-85	32	216-399	.541	97-170	.571	288	529	16.5
Totals	92	653-1,154	.566	410-650	.631	859	1,716	18.7

7. Paul Millsap (2003-2005) 1,708

Season	G	FG-FGA	PCT	FT-FTA	PCT	REB	PTS	AVG
2003-04	30	175-298	.587	116-181	.641	374	467	15.6
2004-05	29	225-391	.576	143-238	.613	360	593	20.4
2005-06	33	258-452	.571	127-204	.623	438	648	19.6
Total	92	658-1,141	.577	386-623	.619	1,172	1,708	18.6

8. L. V. Norris (1951-55) 1,619

Season	G	FG-FGA	PCT	FT-FTA	PCT	REB	PTS	AVG
1951-52	22	85 ---	---	28-50	.560	---	198	8.3
1952-53	28	155-378	.410	85-124	.685	---	395	14.1
1953-54	24	154-358	.430	108-151	.715	---	416	17.3
1954-55	30	232-481	.482	146-195	.749	---	610	20.3
Totals	104	626 ---	---	367-520	.706	---	1,619	15.6

9. Lanky Wells (1973-77) 1,608

Season	G	FG-FGA	PCT	FT-FTA	PCT	REB	PTS	AVG
1973-74	21	89-218	.408	17-30	.566	113	195	9.3
1974-75	25	193-371	.520	74-115	.643	178	460	18.4
1975-76	26	206-414	.498	72-109	.661	192	484	18.6
1976-77	26	199-375	.531	71-100	.710	191	469	18.0
Totals	98	687-1,378	.499	234-354	.661	674	1,608	16.4

10. Billy Wiggins (1952-56) 1,566

Season	G	FG-FGA	PCT	FT-FTA	PCT	REB	PTS	AVG
1952-53	28	114-373	.306	83-131	.634	---	311	11.1
1953-54	25	111-366	.303	109-152	.717	---	331	13.2
1954-55	30	157-377	.416	118-163	.724	---	432	14.4
1955-56	25	191-472	.405	110-153	.719	---	492	19.7
Totals	108	573-1,588	.361	420-599	.701	---	1,566	14.5

11. Dave Simmons (1977-81) 1,563

Season	G	FG-FGA	PCT	FT-FTA	PCT	REB	PTS	AVG
1977-78	27	106-238	.445	74-95	.779	107	286	10.6
1978-79	25	164-288	.569	55-73	.753	115	383	15.3
1979-80	27	161-304	.530	74-93	.796	80	396	14.7
1980-81	30	184-356	.517	130-146	.890	75	498	16.6
Totals	109	615-1,186	.519	333-407	.818	377	1,563	14.3

12. Antonio Meeking (1999-2003) 1,541

Season	G	FG-FGA	PCT	3-FGA	PCT	FT-FTA	PCT	REB	PTS	AVG
1999-00	29	119-234	.509	2-4	.500	85-160	.531	201	325	11.2
2000-01	29	157-284	.553	0-5	.000	92-189	.487	219	406	14.0
2001-02	32	120-223	.538	0-0	.000	86-138	.623	197	326	11.2
2002-03	27	176-355	.496	0-1	.000	132-192	.688	197	484	17.9
Totals	117	572-1,096	.522	2-10	.200	395-679	.581	814	1,541	13.2

13. George Corley (1967-71) 1,517

Season	G	FG-FGA	PCT	FT-FTA	PCT	REB	PTS	AVG
1967-68	25	116-264	.439	50-63	.794	---	282	11.3
1968-69	25	172-381	.451	115-154	.747	109	459	18.4
1969-70	20	141-309	.456	122-158	.772	96	404	20.2
1970-71	28	154-334	.461	64-83	.771	104	372	13.3
Totals	98	583-1,288	.453	351-458	.766	---	1,517	15.5

14. Jackie Moreland (1957-60) 1,491

Season	G	FG-FGA	PCT	FT-FTA	PCT	REB	PTS	AVG
1957-58	25	218-514	.424	166-218	.761	348	602	24.1
1958-59	25	195-443	.440	138-179	.771	468	528	21.1
1959-60	20	132-338	.391	97-122	.795	301	361	18.1
Totals	70	545-1,295	.421	401-519	.773	1,117	1,491	21.3

15. Lonnie Cooper (1995-99) 1,451

Season	G	FG-FGA	PCT	FT-FTA	PCT	REB	PTS	AVG
1995-96	24	73-214	.341	67-91	.736	94	252	10.5
1996-97	28	121-303	.399	99-134	.739	118	398	14.2
1997-98	27	141-355	.397	114-142	.803	120	459	17.0
1998-99	25	106-257	.412	70-76	.921	102	342	13.7
Totals	104	441-1,129	.391	350-443	.790	434	1,451	14.0

16. Victor King (1975-79) 1,420

Season	G	FG-FGA	PCT	FT-FTA	PCT	REB	PTS	AVG
1975-76	26	102-188	.543	49-75	.653	149	253	9.7
1976-77	26	114-195	.585	74-108	.686	149	302	11.6
1977-78	21	139-261	.533	78-114	.684	165	356	17.0
1978-79	25	186-299	.622	137-191	.717	164	509	20.4
Totals	98	541-943	.574	338-488	.693	627	1,420	14.5

BULLDOG RECORDS

17. Jerry Hood (1961-65) 1,403

Season	G	FG-FGA	PCT	FT-FTA	PCT	REB	PTS	AVG
1961-62	19	63-143	.440	44-59	.746	100	170	8.9
1962-63	23	127-284	.447	81-97	.818	188	335	14.2
1963-64	22	144-276	.522	96-126	.762	186	384	17.5
1964-65	22	188-364	.511	138-173	.792	168	514	23.4
Totals	86	522-1067	.489	359-455	.789	642	1,403	16.3

18. Charlie Bishop (1966-70) 1,398

Season	G	FG-FGA	PCT	FT-FTA	PCT	REB	PTS	AVG
1966-67	25	125-244	.512	114-150	.760	282	364	14.6
1967-68	25	157-324	.485	97-125	.776	335	411	16.4
1968-69	25	125-275	.455	97-126	.770	306	347	13.9
1969-70	22	103-200	.515	70-85	.824	192	276	12.5
Totals	97	510-1143	.446	378-486	.778	1,115	1,398	14.4

19. Ray Germany (1956-60) 1,393

Season	G	FG-FGA	PCT	FT-FTA	PCT	REB	PTS	AVG
1955-56	25	114-285	.400	94-146	.644	244	322	12.9
1956-57	25	146-399	.366	122-165	.739	204	414	16.6
1958-59	25	124-285	.435	95-122	.778	---	343	13.7
1959-60	26	121-303	.399	72-87	.828	---	314	12.1
Totals	101	505-1272	.397	383-520	.737	844	1,393	13.8

20. Robert Godbolt (1983-87) 1,386

Season	G	FG-FGA	PCT	FT-FTA	PCT	REB	PTS	AVG
1983-84	28	42-88	.477	47-73	.644	99	131	4.7
1984-85	32	126-220	.573	72-91	.791	169	324	10.1
1985-86	33	179-335	.534	90-122	.738	202	448	13.6
1986-87	30	191-295	.647	99-139	.712	203	483	16.1
Totals	123	538-938	.574	308-425	.725	673	1,386	11.3

21. Chester Coker (1951-55) 1,334

Season	G	FG-FGA	PCT	FT-FTA	PCT	REB	PTS	AVG
1951-52	13	20 ---	---	4-8	.500	---	44	3.4
1952-53	28	130-284	.458	107-170	.629	---	367	13.1
1953-54	25	157-346	.454	82-126	.651	---	396	15.8
1954-55	30	194-414	.469	139-173	.804	---	527	17.6
Totals	101	501 ---	---	332 ---	---	---	1,334	13.2

22. Joe Abendroth (1960-64) 1,298

Season	G	FG-FGA	PCT	FT-FTA	PCT	REB	PTS	AVG
1960-61	22	68-187	.369	54-77	.701	123	190	8.6
1961-62	23	131-318	.412	79-113	.699	185	341	14.8
1962-63	21	129-293	.440	123-171	.719	144	381	18.1
1963-64	22	130-276	.471	126-162	.778	145	386	17.5
Totals	88	458-1074	.426	382-523	.730	597	1,298	14.8

23. Derek Smith (1997-00) 1,241


Season	G	FG-FGA	PCT	FT-FTA	PCT	REB	PTS	AVG
1996-97	29	136-262	.519	68-104	.654	123	354	12.2
1997-98	27	134-281	.477	100-138	.725	106	402	14.9
1998-99	28	104-189	.550	63-85	.741	115	283	10.1
1999-2000	29	70-145	.483	50-73	.685	109	202	7.0
Totals	113	444-877	.506	281-400	.703	453	1,241	11.0

24. P. J. Brown (1989-92) 1,228

Season	G	FG-FGA	PCT	FT-FTA	PCT	REB	PTS	AVG
1988-89	32	61-147	.415	25-44	.568	178	149	4.7
1989-90	27	94-204	.461	48-81	.593	230	239	8.9
1990-91	31	170-315	.540	98-150	.653	301	445	14.4
1991-92	31	151-309	.489	84-115	.730	308	395	12.7
Totals	121	476-975	.488	255-390	.654	1,017	1,228	10.1

25. Willie Simmons (1981-85) 1,202

Season	G	FG-FGA	PCT	FT-FTA	PCT	REB	PTS	AVG
1981-82	27	120-239	.502	54-92	.587	162	294	10.9
1982-83	28	116-259	.448	38-70	.543	147	270	9.6
1983-84	33	136-290	.469	55-89	.618	196	327	9.9
1984-85	31	126-238	.529	59-89	.663	168	311	10.0
Totals	119	498-1,026	.485	206-340	.606	673	1,202	10.1



26. Leon Barmore (1964-67) 1,168

Season	G	FG-FGA	PCT	FT-FTA	PCT	REB	PTS	AVG
1964-65	22	112-247	.454	51-73	.699	73	275	12.5
1965-66	25	175-443	.395	107-144	.743	100	457	18.3
1966-67	28	178-426	.418	80-102	.784	92	436	15.6
Totals	75	465-1116	.417	238-319	.746	265	1,168	15.6

27. Wayne Smith (1982-86) 1,149

Season	G	FG-FGA	PCT	FT-FTA	PCT	REB	PTS	AVG
1982-83	28	65-155	.419	28-69	.406	87	158	5.6
1983-84	33	130-268	.485	78-106	.736	98	338	10.2
1984-85	32	129-272	.474	68-100	.680	87	326	10.2
1985-86	34	133-275	.484	61-103	.592	100	327	9.6
Totals	127	457-970	.471	235-378	.622	372	1,149	9.0

28. Kyle Gibson (2006-Present) 1,106

Season	G	FG-FGA	PCT	FT-FTA	PCT	REB	PTS	AVG
2006-07	20	29-94	.309	21-32	.656	31	94	4.7
2007-08	30	162-386	.420	107-144	.743	149	496	16.5
2008-09	32	154-343	.449	132-180	.733	115	516	16.1
Totals	82	345-823	.419	260-356	.730	295	1106	13.5

28. Jerry Lovett (1948-52) 1,086

Season	G	FG-FGA	PCT	FT-FTA	PCT	REB	PTS	AVG
1948-49	---	---	---	---	---	---	---	---
1949-50	---	---	---	---	---	---	---	---
1950-51	---	---	---	---	---	---	---	---
1951-52	24	163 ---	---	98 ---	---	---	424	17.7
Totals	84	---	---	---	---	---	1,086	12.5

29. George Latham (1946-50) 1,080

Season	G	FG-FGA	PCT	FT-FTA	PCT	REB	PTS	AVG
1945-46	---	---	---	---	---	---	340	---
1947-48	---	---	---	---	---	---	340	---
1948-49	---	---	---	---	---	---	67	---
1949-50	20	126 ---	---	81 ---	---	---	333	16.7
Totals	84	445 ---	---	190 ---	---	---	1,080	12.9

30. Cory Dean (2001-2005) 1,022

Season	G	FG-FGA	PCT	FT-FTA	PCT	REB	PTS	AVG
2002-03	23	24-89	.382	14-33	.424	74	83	3.6
2003-04	30	152-359	.423	53-81	.654	122	381	12.7
2004-05	29	119-283	.420	44-74	.595	110	305	10.5
2005-06	33	95-259	.367	49-65	.754	95	253	7.7
Totals	115	400-990	.404	160-253	.632	401	1,022	8.9


31. Ryan Bond (1993-96) 1,014

Season	G	FG-FGA	PCT	FT-FTA	PCT	REB	PTS	AVG
1992-93	27	70-152	.461	35-52	.672	95	176	6.5
1993-94	27	109-237	.460	58-88	.659	202	278	10.3
1994-95	27	99-200	.495	85-119	.714	103	284	10.5
1995-96	28	103-205	.502	70-108	.648	153	276	9.9
Totals	109	381-794	.479	248-367	.675	553	1,014	9.3


32. Alan Davis (1981-85) 1,004

Season	G	FG-FGA	PCT	FT-FTA	PCT	REB	PTS	AVG
1981-82	27	47-104	.452	31-43	.721	51	125	4.6
1982-83	28	96-202	.475	63-91	.692	90	255	9.1
1983-84	33	118-251	.470	84-113	.743	106	320	9.7
1984-85	32	123-269	.457	58-79	.734	98	304	9.5
Totals	120	384-826	.465	236-326	.724	345	1,004	8.4


BULLDOG RECORDS




George Corley




Lonnie Cooper



Victor King



Jerry Hood







Charlie Bishop

Tech Statistical Trends

Year	FG-FGA	FG Pct	3P-3PA	3FG Pct	FT-FTA	FT Pct	OR	DR	Tot	R Avg	Ast	TO	Blk	St	Pts	Avg
08-09	720-1653	.436	182-491	.371	466-704	.662	375	730	1105	33.5	346	504	108	181	2088	63.3
07-08	636-1616	.394	173-518	.334	379-514	.737	254	586	840	28.0	255	387	64	191	1824	60.8
06-07	728-1795	.406	158-527	.300	308-493	.625	410	673	1083	36.1	355	432	97	210	1922	64.1
05-06	817-1949	.419	147-521	.282	401-634	.632	523	805	1328	40.2	476	508	132	258	2182	66.1
04-05	749-1695	.442	145-463	.313	397-639	.621	388	730	1118	38.6	451	436	80	204	2040	70.3
03-04	723-1676	.431	142-448	.317	423-641	.660	413	767	1180	39.3	333	495	88	173	2011	67.0
02-03	666-1549	.430	127-373	.340	396-572	.692	339	648	987	36.6	309	386	93	156	1855	68.7
01-02	821-1826	.450	162-489	.331	536-767	.699	435	875	1310	40.9	410	447	90	190	2340	73.1
00-01	693-1521	.456	155-468	.331	441-646	.683	319	684	1003	134.6	368	432	58	188	1982	68.3
99-00	746-1677	.445	172-475	.362	447-671	.666	370	716	1086	37.4	312	403	95	199	2111	72.8
98-99	780-1684	.463	191-574	.333	382-523	.730	334	628	962	34.4	410	424	81	244	2133	76.2
97-98	660-1432	.461	134-404	.322	395-599	.659	337	616	953	35.3	328	446	35	201	1849	68.5
96-97	671-1488	.451	180-472	.381	392-591	.663	325	602	927	32.0	345	423	65	199	1914	66.0
95-96	621-1484	.418	104-364	.286	392-606	.647	326	600	993	35.3	323	446	61	163	1738	62.1
94-95	608-1353	.449	88-289	.304	431-667	.646	260	550	884	32.7	290	456	31	234	1735	64.3
93-94	662-1626	.383	77-274	.281	316-519	.609	391	640	1031	38.2	272	542	42	189	1637	60.6
92-93	629-1530	.411	113-330	.342	339-556	.610	333	635	968	34.6	286	536	115	119	1710	61.1
91-92	908-1872	.485	161-359	.448	515-800	.644	426	846	1272	41.0	442	498	131	214	2492	80.4
90-91	933-1896	.492	127-365	.348	497-771	.645	418	808	1226	39.5	463	489	130	245	2490	80.3
89-90	815-1717	.475	155-391	.396	463-704	.658	363	765	1128	40.3	438	431	78	200	2250	80.4
88-89	937-1884	.497	149-381	.391	562-812	.692	390	882	1272	39.8	535	551	109	217	2585	80.8
87-88	797-1599	.498	130-340	.382	434-639	.679	340	730	1070	34.5	500	486	62	208	2160	69.7
86-87	835-1620	.515	79-204	.387	406-613	.662	---	---	1052	35.1	498	416	91	192	2155	71.8
85-86	896-1837	.488	-----	---	525-779	.674	---	---	1095	32.2	547	509	87	280	2317	68.1
84-85	976-1878	.520	-----	---	541-822	.658	---	---	1143	35.7	563	487	128	297	2493	77.9
83-84	946-1910	.495	-----	---	611-901	.678	---	---	1149	34.8	567	511	125	286	2503	75.9
82-83	-----	-----	-----	---	-----	---	---	---	---	---	---	---	---	---	1846	65.9
81-82	667-1372	.486	-----	---	337-514	.656	---	---	798	29.6	365	459	77	168	1671	61.9
80-81	757-1469	.515	-----	---	441-616	.716	---	---	885	29.5	397	449	48	224	1955	65.2
79-80	734-1514	.485	-----	---	406-594	.684	---	---	844	31.3	326	413	50	198	1874	69.4
78-79	769-1447	.531	-----	---	414-598	.692	---	---	892	35.7	365	444	56	187	1952	78.1
77-78	621-1386	.448	-----	---	317-461	.688	---	---	881	32.6	256	454	31	114	1559	57.7
76-77	842-1750	.481	-----	---	469-632	.742	---	---	1033	39.7	317	438	79	130	2153	82.8
75-76	834-1760	.474	-----	---	415-569	.729	---	---	1068	41.1	265	431	---	---	2083	80.1
74-75	772-1702	.454	-----	---	365-523	.698	---	---	1126	45.0	---	506	---	---	1909	76.4
73-74	705-1562	.451	-----	---	254-366	.694	---	---	971	46.2	---	435	---	---	1664	79.2
72-73	931-1945	.479	-----	---	305-438	.696	---	---	1318	50.7	---	537	---	---	2167	83.3
71-72	1078-2150	.501	-----	---	472-700	.674	---	---	1470	56.5	---	---	---	---	2628	101.1
70-71	979-2006	.488	-----	---	514-712	.722	---	---	1416	50.6	417	---	---	---	2473	88.3
69-70	696-1479	.470	-----	---	487-669	.727	---	---	1133	51.5	---	---	---	---	1879	85.4
68-69	755-1812	.417	-----	---	538-754	.715	---	---	1307	52.3	---	---	---	---	2049	82.0
67-68	-----	-----	-----	---	-----	---	---	---	---	---	---	---	---	---	2022	80.9

BULLDOG RECORDS



Ray Germany

Robert Godbolt

Joe Abendrothy

Willie Simmons

Wayne Smith


66-67	848-1906	.445	---	---	562-800	.703	---	---	1399	50.0	---	---	---	---	2258	80.6
65-66	761-1831	.416	---	---	492-735	.672	---	---	1266	50.6	---	---	---	---	2014	80.6
64-65	649-1389	.468	---	---	460-635	.732	---	---	862	39.2	---	---	---	---	1758	79.9
63-64	585-1191	.491	---	---	477-657	.726	---	---	817	37.1	---	---	---	---	1647	74.9
62-63	----	-----	---	---	-----	---	---	---	---	---	---	---	---	---	1630	71.0
61-62	591-1438	.419	---	---	400-571	.700	---	---	942	40.9	---	---	---	---	1581	68.7
60-61	441-1172	.376	---	---	410-633	.647	---	---	961	41.7	---	---	---	---	1292	56.1
59-60	----	-----	---	---	-----	---	---	---	---	---	---	---	---	---	1729	66.5
58-59	----	-----	---	---	-----	---	---	---	---	---	---	---	---	---	1793	71.7
57-58	581-1469	.396	---	---	442-639	.692	---	---	1093	43.7	---	---	---	---	1604	64.1
56-57	596-1501	.396	---	---	575-797	.721	---	---	968	38.7	---	---	---	---	1768	70.7
55-56	----	-----	---	---	-----	---	---	---	---	---	---	---	---	---	1777	71.1
54-55	834-1913	.436	---	---	733-1026	.714	---	---	---	---	---	---	---	---	2398	80.0
53-54	----	-----	---	---	-----	---	---	---	---	---	---	---	---	---	1792	71.7
52-53	----	-----	---	---	-----	---	---	---	---	---	---	---	---	---	1973	73.1
51-52	----	-----	---	---	-----	---	---	---	---	---	---	---	---	---	1524	63.5
50-51	----	-----	---	---	-----	---	---	---	---	---	---	---	---	---	1311	62.4
49-50	----	-----	---	---	-----	---	---	---	---	---	---	---	---	---	1079	54.0
48-49	----	-----	---	---	-----	---	---	---	---	---	---	---	---	---	1176	53.5
47-48	----	-----	---	---	-----	---	---	---	---	---	---	---	---	---	1201	50.0
46-47	----	-----	---	---	-----	---	---	---	---	---	---	---	---	---	1006	55.9
45-46	----	-----	---	---	-----	---	---	---	---	---	---	---	---	---	1063	44.3
44-45	----	-----	---	---	-----	---	---	---	---	---	---	---	---	---	783	46.1
43-44	Basketball Discontinued															
42-43	Basketball Discontinued															
41-42	----	-----	---	---	-----	---	---	---	---	---	---	---	---	---	889	42.3
40-41	----	-----	---	---	-----	---	---	---	---	---	---	---	---	---	712	41.9
39-40	----	-----	---	---	-----	---	---	---	---	---	---	---	---	---	786	35.7
38-39	----	-----	---	---	-----	---	---	---	---	---	---	---	---	---	712	39.6
37-38	----	-----	---	---	-----	---	---	---	---	---	---	---	---	---	562	40.1
36-37	----	-----	---	---	-----	---	---	---	---	---	---	---	---	---	586	30.8
35-36	----	-----	---	---	-----	---	---	---	---	---	---	---	---	---	617	36.3
34-35	----	-----	---	---	-----	---	---	---	---	---	---	---	---	---	757	36.0
33-34	----	-----	---	---	-----	---	---	---	---	---	---	---	---	---	718	42.2
32-33	----	-----	---	---	-----	---	---	---	---	---	---	---	---	---	477	39.8
31-32	----	-----	---	---	-----	---	---	---	---	---	---	---	---	---	456	35.1
30-31	----	-----	---	---	-----	---	---	---	---	---	---	---	---	---	615	32.3
29-30	----	-----	---	---	-----	---	---	---	---	---	---	---	---	---	440	31.4
28-29	----	-----	---	---	-----	---	---	---	---	---	---	---	---	---	---	---
27-28	----	-----	---	---	-----	---	---	---	---	---	---	---	---	---	917	36.7
26-27	----	-----	---	---	-----	---	---	---	---	---	---	---	---	---	661	30.0
25-26	----	-----	---	---	-----	---	---	---	---	---	---	---	---	---	---	---



Jerry Lovett




George Latham



Paul Millsap



Ricky Bunton



Charles DeVille

Opponent Statistical Trends

Year	FG-FGA	FG Pct	3P-3PA	3FG Pct	FT-FTA	FT Pct	OR	DR	Tot	R Avg	Ast	TO	Blk	St	Pts	Avg
08-09	740-1728	.428	204-621	.329	399-580	.688	350	697	1047	31.7	407	453	94	222	2083	63.1
07-08	812-1622	.501	147-432	.340	384-567	.677	337	800	1137	37.9	428	443	100	167	2155	71.8
06-07	707-1571	.450	188-493	.381	447-688	.696	299	742	1041	34.7	387	452	109	188	2081	69.4
05-06	743-1834	.405	160-513	.312	437-627	.697	378	755	1133	34.3	388	498	105	219	2083	63.1
04-05	753-1732	.435	170-489	.348	369-530	.696	342	695	1037	35.8	393	406	115	212	2045	70.5
03-04	716-1700	.421	176-491	.358	386-558	.692	309	660	969	32.3	558	392	80	219	1994	66.5
02-03	655-1525	.430	151-451	.335	453-641	.707	326	637	963	35.7	352	346	99	175	1914	70.9
01-02	732-1796	.408	216-617	.350	474-721	.657	328	702	1030	32.2	377	393	94	230	2154	67.3
00-01	670-1593	.421	162-483	.335	367-558	.658	317	610	927	32.0	294	400	75	194	1869	64.4
99-00	696-1682	.414	152-480	.317	396-594	.667	347	672	1019	35.1	339	417	89	160	1940	66.9
98-99	703-1576	.446	176-495	.356	402-593	.678	346	650	996	35.6	399	496	63	171	1984	70.9
97-98	632-1398	.452	162-428	.379	385-592	.650	256	553	809	30.0	327	415	88	168	1811	67.1
96-97	621-1477	.420	144-481	.299	424-635	.668	357	594	951	32.8	340	461	99	153	1810	62.4
95-96	612-1448	.423	154-483	.319	429-672	.638	321	607	928	33.1	329	414	96	200	1807	64.5
94-95	574-1349	.426	126-358	.352	444-700	.634	302	563	865	32.0	278	473	84	227	1718	63.6
93-94	705-1531	.460	161-421	.382	542-791	.685	321	726	1047	38.8	353	418	122	275	2113	78.3
92-93	686-1545	.444	145-393	.369	512-797	.642	344	699	1043	37.3	354	434	106	292	2029	72.5
91-92	807-1937	.417	139-439	.319	425-642	.662	404	682	1086	35.0	374	464	118	252	2178	70.3
90-91	810-1876	.432	146-384	.380	484-701	.640	392	682	1074	34.6	425	489	107	249	2254	72.7
89-90	754-1771	.426	136-418	.333	419-600	.698	341	666	1007	36.0	452	400	87	192	2066	73.8
88-89	872-1963	.444	146-397	.368	530-769	.689	364	720	1084	33.9	451	460	86	258	2420	75.6
87-88	719-1592	.452	112-291	.385	484-730	.663	327	578	905	29.2	421	423	59	229	2034	65.6
86-87	765-1707	.448	105-290	.362	346-529	.654	---	---	891	29.7	436	358	60	191	1981	66.0
85-86	911-1890	.482	---	---	418-638	.655	---	---	1066	31.4	527	510	92	235	2242	65.9
84-85	842-1879	.448	---	---	399-578	.690	---	---	1073	33.5	429	587	81	177	2083	65.1
83-84	887-1913	.464	---	---	442-664	.666	---	---	1117	33.8	464	595	64	201	2218	67.2
82-83	---	---	---	---	---	---	---	---	---	---	---	---	---	---	1762	62.9
81-82	701-1421	.493	---	---	357-525	.680	---	---	801	29.7	389	383	54	225	1759	65.2
80-81	773-1599	.483	---	---	261-399	.654	---	---	814	27.1	425	469	58	194	1807	60.2
79-80	754-1486	.507	---	---	317-496	.639	---	---	879	32.6	326	490	66	179	1825	67.6
78-79	711-1502	.473	---	---	346-513	.674	---	---	760	30.4	327	399	88	172	1768	70.7
77-78	717-1578	.454	---	---	264-406	.650	---	---	965	35.7	328	347	72	206	1698	62.9
76-77	858-1862	.461	---	---	369-534	.691	---	---	1032	39.7	330	428	80	136	2085	80.2
75-76	858-1854	.463	---	---	344-464	.741	---	---	1015	39.0	289	394	---	---	2060	79.2
74-75	832-1814	.459	---	---	393-556	.707	---	---	1107	44.3	---	407	---	---	2057	82.3
73-74	742-1595	.465	---	---	368-532	.692	---	---	1021	48.6	---	370	---	---	1853	88.2
72-73	814-1932	.421	---	---	298-451	.661	---	---	1116	42.9	---	486	---	---	1926	74.1
71-72	792-1859	.426	---	---	510-753	.677	---	---	1125	43.3	---	---	---	---	2084	80.2
70-71	837-1998	.419	---	---	477-677	.705	---	---	1170	41.8	---	---	---	---	2151	76.8
69-70	663-1636	.405	---	---	370-534	.692	---	---	918	41.7	---	---	---	---	1696	77.1
68-69	773-1752	.441	---	---	484-668	.725	---	---	1128	45.1	---	---	---	---	2030	81.2

Game Records

Most Points Scored

Overall

123 at Southern Mississippi 1-6-72
122 vs. Concordia Lutheran 11-23-86
120 vs. Arkansas-Little Rock 12-8-69
120 vs. William Carey 12-13-71
118 vs. Cameron College 1-18-72
118 vs. UT-Arlington 2-2-76

Home Game

122 vs. Concordia Lutheran 11-23-86

Road Game

123 at Southern Mississippi 1-6-72

At Thomas Assembly Center

122 vs. Concordia Lutheran 11-23-86

Both Teams

220 at Centenary 2-21-65
(Tech 112, Centenary 108)
220 at LSU 12-6-88 (Tech 111, LSU 109)

Both Teams, TAC

200 vs. Centenary 12-14-91
(Tech 111, Centenary 89)

Fewest Points Scored (since 1950)

Overall

34 vs. UL-Monroe 2-10-59
34 at Georgia 12-17-77
34 at New Orleans 2-19-98
36 vs. Southern Miss 11-29-06
37 at McNeese 1960-61
37 vs. Utah State 1-8-09

At Thomas Assembly Center

37 vs. Utah State 1-8-09
42 vs. Arkansas State 1-20-83
45 vs. UL-Lafayette 12-4-82
46 vs. Western Kentucky 1-29-98

Both Teams

61 vs. UL-Monroe 2-10-59
74 vs. McNeese 2-22-66
76 at Georgia 12-17-77

Most Points Allowed

Overall

124 vs. Oklahoma 3-18-89
114 at Arkansas 12-5-90
113 at Lamar 2-28-93

At Thomas Assembly Center

93 vs. New Orleans 2-3-93
93 vs. Lamar 1-25-00 (overtime)

Fewest Points Allowed (since 1950)

Overall

27 vs. UL-Monroe 2-10-59
34 vs. East Texas State 12-17-58
36 vs. Boise State, 12-30-01
37 vs. UL-Monroe 1-5-89
38 vs. Ouachita Baptist 12-2-81

At Thomas Assembly Center

36 vs. Boise State 12-30-01
37 vs. UL-Monroe 2-10-59
39 vs. Arkansas State 1-20-83
41 vs. South Alabama 2-10-96
42 vs. UL-Lafayette 1-22-98
42 vs. Fresno State 2-12-09

Biggest Victories

Overall

88 vs. Red River Arsenal (116-28), 12-11-48
72 vs. UALR (120-48), 12-8-69
58 vs. Barksdale AFG (88-30), 12-9-48
58 vs. Henderson St. (107-49), 12-11-52
57 vs. William Carey (120-63), 12-13-71
53 vs. Centenary (104-51), 1-21-91
52 vs. Concordia Luth. (122-70), 12-1-86
48 vs. Texas Wesleyan (95-47), 12-4-58
44 vs. Southern Illinois (110-66), 12-18-71
44 vs. E. Texas Baptist (90-46), 1-7-84

at Thomas Assembly Center

53 vs. Centenary (104-51), 1-21-91
52 vs. Concordia Luth. (122-70), 12-1-86
44 vs. E. Texas Baptist (90-46), 1-7-84

Road Game

41 at Southern Miss (123-82), 1-6-72
36 at Abilene Christian (108-72), 3-3-73
35 at Louisiana College (101-66), 2-21-72
33 at Arkansas State (100-67) 2-23-85
33 at Texas-Pan American (89-56) 1-26-91
33 at Western Kentucky (94-61) 1-15-97

Biggest Losses

Overall

55 at Texas Tech (31-86) 12-5-07
48 vs. Tulane (40-88) 12-27-74
46 at Western Kentucky (40-86) 1-9-93
44 at Mississippi State (61-105) 12-2-63
43 vs. Northwestern State (20-63) 1936
43 vs. Oklahoma (81-124) 3-18-89
42 vs. Western Kentucky (49-91) 2-10-94
40 vs. UL-Lafayette (51-91) 2-26-94
40 at Mississippi State (78-38) 12-7-02

At Thomas Assembly Center

42 vs. Western Kentucky (49-91) 2-10-94
40 vs. UL-Lafayette (51-91) 2-26-94

Road Game

46 at Western Kentucky (40-86) 1-9-93
44 at Mississippi State (61-105) 1963

Field Goals Attempted

Overall

109 at Centenary, 2-21-66
107 vs. Cameron College, 1-18-72
100 at Arkansas-Little Rock, 12-9-68
100 vs. Arkansas Tech, 12-6-71

Road Game

109 at Centenary, 2-21-66

Field Goals Made

Overall

54 vs. Concordia College, 12-1-86
52 at Southern Mississippi, 1-6-72
51 vs. Cameron College, 1-18-72

Road Game

52 at Southern Mississippi, 1-6-72

Field Goal Percentage

Overall

71.7 (38-53) vs. UL-Lafayette, 1-19-85
70.2 (33-47) at Western Kentucky, 2-15-97
68.4 (26-38) at Arkansas State, 1-30-82

Road Game

70.2 (33-47) at Western Kentucky, 2-15-97

Three-Point Field Goal Attempts

Overall

32 vs. Southern Utah, 12-12-98*
30 vs. Florida International, 1-30-99
29 at New Orleans, 1-21-99
29 at Centenary, 1-20-01
* - BYU Cougar Classic in Provo, Utah

Road Game

32 vs. Southern Utah, 12-12-98*
* - BYU Cougar Classic in Provo, Utah

Three-Point Field Goals Made

Overall

15 vs. Lamar, 2-15-92
13 at TCU, 12-23-99
13 vs. Southern Utah, 12-12-98*
13 at Western Kentucky, 2-15-97
* - BYU Cougar Classic in Provo, Utah

Road Game

13 at TCU, 12-23-99
13 vs. Southern Utah, 12-12-81
13 at Western Kentucky, 2-15-97

Three-Point Field Goal Percentage

(minimum five attempts)


Overall

100.0 (9-9) at UT-Pan American, 1-28-88
77.8 (7-9) at UL-Monroe, 1-28-91
75.0 (6-8) vs. New Orleans, 1-12-91


Road Game

100.0 (9-9) at UT-Pan American, 1-28-88


BULLDOG RECORDS




Kelvin Lewis



Craig Jackson



Joe Ivory



Cory Dean



L.J. Fontenot

Free Throws Attempted

Overall

54 at Jackson State, 12-01-01
53 vs. Louisiana College, 1-11-55
51 at Nicholls State, 1965-66 season

Road Game

54 at Jackson State, 12-01-01

Free Throws Made

Overall

40 at Jackson State, 12-01-01
39 at Centenary, 1-13-67
39 vs. Louisiana College, 1-11-55
37 vs. Hardin-Simmons, 1-24-81
37 at Nicholls State, 1965-66 season

Road Game

40 at Jackson State, 12-01-01

Free Throw Percentage

(minimum 5 attempted)

Overall

100.0 (16-16) at South Alabama, 1-16-99
100.0 (7-7) at South Alabama, 12-55-77
100.0 (6-6) at UL-Monroe, 1-26-78
100.0 (5-5) vs. Southern Mississippi,
12-18-72

Road Game

100.0 (16-16) at South Alabama, 1-16-99

Rebounds

Overall

78 at Centenary, 1965-66 season
76 at Arkansas-Little Rock, 12-9-68
76 vs. Louisiana College, 2-14-56
72 vs. Tougaloo, 12-22-05

Road Game

78 at Centenary, 1965-66 season

Assists

Overall

31 vs. Southern Illinois, 12-18-71
29 vs. Centenary, 1-21-91
29 vs. Concordia Lutheran, 12-1-86
29 vs. UL-Lafayette, 1-19-85
29 vs. LSU-New Orleans, 3-13-71*

Road Game

29 vs. LSU-New Orleans, 3-13-71*
* - NCAA South Regional Tourney in Lafayette, La.

Steals

Overall

19 vs. Concordia Lutheran, 11-28-84
18 vs. Northwestern State, 11-30-83
17 at Oklahoma City, 12-29-84
17 vs. North Texas, 3-6-84
17 vs. LeTourneau, 12-2-78
17 vs. College of the Ozarks, 11-29-78

Road Game

17 at Oklahoma City, 12-29-84

Blocked Shots

Overall

12 vs. Centenary, 12-14-91
10 vs. Fresno, 1-14-06
10 vs. Jacksonville, 2-4-93
9 vs. Harding, 12-17-02
9 vs. SMU, 1-4-03
9 vs. Boise State, 1-30-03
8 vs. NMSU, 1-21-06
8 at UT-Pan American, 1-26-91
8 vs. Oral Roberts, 1-9-89
8 at Hawaii, 12-22-83
8 vs. Centenary, 1-5-83
8 vs. Southern Mississippi, 2-9-77
8 vs. UT-Arlington, 2-3-77

Home Game

12 vs. Centenary, 12-14-91
10 vs. Jacksonville, 2-4-93
10 vs. Fresno, 1-14-06

Road Game

8 at UT-Pan American, 1-26-91
8 at Hawaii, 12-22-83

Full Season

Most Wins: 29 (1984-85)¹; 26 (1983-84)¹
Most Wins/Conference Season: 14 (2000-01)
Most Home Victories: 15 (1984-85); 15 (1952-53)
Most Road Victories: 14 (1984-85)^{1,2}
Most Losses: 25 (1993-94)
Most Losses/Conference Season: 18 (1993-94)
Most Home Losses: 10 (1993-94)
Most Road Losses: 15 (1993-94)²
Most Games Played: 34 (1985-86)¹
Points: 2,628 (1971-72)
Most Points Scored (Average): 101.1 (1971-72)
Field Goals Att.: 2,150 (1971-72)
Field Goals Made: 1,078 (1971-72)
Field Goal Pct.: 52.0 (1984-85)
3-Pt. FG Att.: 574 (1998-99)
3-Pt. FG Made: 191 (1998-99)
3-Pt. FG Pct.: 39.6 (1989-90)
Free Throws Att.: 1,026 (1954-55)
Free Throws Made: 733 (1954-55)
Free Throw Pct.: 74.2 (1976-77)
Rebounds: 1,470 (1971-72)
Average Rebounds: 56.5 (1971-72)
Most Assists: 567 (1983-84)
Fewest Assists: 256 (1977-78)
Most Steals: 297 (1984-85)
Fewest Steals: 114 (1977-78)
Most Blocked Shots: 132 (2005-06)
Fewest Blocked Shots: 31 (1994-95); 31 (1977-78)
Most Turnovers: 551 (1988-89)
Fewest Turnovers: 386 (2002-03)
Fewest Points Allowed: 48.7 (1950-51)
Most Points Allowed: 88.2 (1973-74)
Longest Winning Streak: 15 (1970-72)
Longest Home Winning Streak: 41 (1982-85)
Longest Road Winning Streak:
7 (1970-72)²; 7 (1984-85)
Longest Winning Streak to Start a
Season: 15 (1971-72)
Longest Losing Streak: 14 (1993-94)
Longest Home Losing Streak: 5 (1992-93);
5 twice in (1993-94)
Longest Road Losing Streak: 18 (1993-95)²
100-Point Games: 18 (1971-72)

¹ - includes NCAA Tournament games

² - includes neutral site game

100-Point Game Facts

Louisiana Tech 100-Point Game Record: 66-5

Home 100-Point Game Record: 44-3

Away/Neutral 100-Point Game Record: 22-2

High Home Total: 122 vs. Concordian Lutheran 12-1-86

High Road Total: 123 at Southern Miss 1-6-72

High Neutral Total: 110 vs. Houston Baptist 12-27-71

Most Frequent 100-Point Game Opponent: Lamar, eight times


100-Point Games Allowed by Louisiana Tech: 29

Most Consecutive 100-Point Games: 10 (1971-72)

Most 100-Point Games in a Season: 18 (1971-72)

Tech Milestone Victories

No.	Opponent	Date	Score
1	Louisiana College	1925-26	N/A
10	Millsaps College	1926-27	45-27
50	Shreveport RYS	1929-30	N/A
100	Louisiana College	1934-35	36-19
150	Louisiana College	1940-41	46-41
200	Mississippi College	1947-48	56-46
250	at Arkansas State	1951-52	59-56
300	vs. Centenary	1954-55	85-55
350	vs. SW Texas St.	1958-59	66-57
400	at Mississippi	1962-63	68-64
450	at Centenary	1966-67	101-92
500	vs. Texas A&M	1969-70	100-84
550	at Arkansas State	1971-72	107-89
600	vs. Arkansas State	1975-76	89-84
650	at Oklahoma City	1979-80	79-72
700	vs. UTPA	1982-83	59-39
750	vs. North Texas	1984-85	68-50
800	vs. Lamar	1986-87	67-62
850	vs. Arkansas State	1988-89	82-65
900	vs. Jackson State	1991-92	76-62
950	vs. Arkansas State	1995-96	70-65
1,000	vs. Nicholls State	1999-2000	85-62
1,050	vs. Fresno State	2001-02	66-63
1,100	vs. Longwood	2005-06	83-73



100 Point Games

Score	Diff.	Opponent	Season	Site	Score	Diff.	Opponent	Season	Site	Score	Diff.	Opponent	Season	Site
108-82	+26	McNeese State	71-72	A	103-107	-4	Lamar	76-77	H					
123-82	+41	Southern Miss	71-72	A	108-66	+42	Ouachita Baptist	70-71	N					
122-70	+52	Concordia Luth.	86-87	H	107-100	+7	Lamar	72-73	H					
120-63	+57	William Carey	71-72	H	107-89	+18	Arkansas State	71-72	A					
120-78	+42	Ark.-Little Rock	69-70	H	107-82	+25	Auburn	71-72	H					
118-90	+28	Texas-Arlington	75-76	H	107-88	+19	New Orleans	70-71	N					
118-78	+40	Cameron Co.e	71-72	H	107-48	+39	Louisiana Col.	54-55	H					
116-28	+88	Red River Arsenal	48-49	H	107-49	+58	Henderson State	52-53	H					
115-99	+16	NW (La.) State	76-77	H	106-77	+29	UTPA	97-98	H					
115-84	+31	Lamar	74-75	H	106-80	+26	UL-Monroe	71-72	H					
114-90	+24	McNeese State	71-72	H	106-74	+32	Trinity	71-72	A					
114-90	+24	Nicholls State	69-70	H	106-63	+43	Saint Leo (Fla.)	70-71	N					
113-83	+30	Lamar	90-91	H	106-108	-2	UL-Monroe	69-70	H					
113-95	+18	SLU	71-72	H	105-87	+18	Texas-Arlington	72-73	H					
113-84	+29	Arkansas Tech	71-72	H	105-65	+40	UL-Lafayette	56-57	H					
112-93	+19	Centenary	66-67	A	105-65	+40	UL-Lafayette	54-55	H					
112-108	+4	Centenary	65-66	A	104-85	+19	Central Michigan	91-92	H					
111-89	+22	Centenary	91-92	H	104-51	+53	Centenary	90-91	H					
111-109	+2	Louisiana State	88-89	A	104-109	-5	Oral Roberts	71-72	A					
110-90	+20	Houston Baptist	71-72	N	104-93	+11	UL-Lafayette	70-71	H					
110-66	+44	Southern Illinois	71-72	H	104-81	+23	SLU	68-69	H					
109-88	+21	Murray State	78-79	H	104-72	+32	Ark.-Little Rock	64-65	H					
109-76	+33	Nicholls State	70-71	H	103-67	+36	Lamar	91-92	H					
108-76	+32	Centenary	78-79	A	103-63	+40	Lamar	89-90	H					
108-72	+36	Abilene Christian	72-73	A	103-80	+23	Lamar	88-89	N					

30-Point Club

Name	Pts.	Opponent	Date
Mike Green	47	Lamar	1-22-73
Mike McConathy	47	Lamar	2-23-76
Mike McConathy	45	at NW (La.) St.	12-11-76
Jackie Moreland	43	Ark. Tech	12-10-57
Mike McConathy	41	East Tenn. St. ⁷	11-29-76
Jackie Moreland	41	at Ark. Tech	12-19-59
Jackie Moreland	41	E. New Mexico	12-17-57
Mike McConathy	41	McNeese State	2-24-77
Mike McConathy	41	NW (La.) St.	2-28-77
Mike Green	41	Texas-Arlington	2-26-73
Mike Green	40	UL-Monroe	12-9-71
Mike Green	40	SMU	12-1-72
Mike Green	40	at Centenary	12-2-72
Mike McConathy	40	Lamar	2-13-75
Karl Malone	40	at Centenary	12-5-83
Mike Green	39	at Mercer	12-28-72
Mike Green	39	at McNeese St.	2-17-72
Jim Jenkins	39	at Arkansas St.	2-9-72
Jackie Moreland	39	SE Oklahoma	12-1-58
Jackie Moreland	39	Texas Wesleyan	12-4-58
Joe Abendroth	39	Centenary	2-6-63
Jerry Hood	39	at SLU	1-8-65
Charlie Bishop	39	at Louisiana Col.	12-18-67
Lanky Wells	38	at UL-Monroe	1-20-75
Mike Green	38	UL-Lafayette	1-20-73
Mike Green	38	UL-Monroe	1-3-73
Gerrod Henderson	37	at UALR	2-12-00
Randy White	37	at Middle Tenn.	12-20-88
Karl Malone	37	at Ball State	12-21-82
Victor King	37	Centenary ¹	12-27-78
Mike Green	37	at Abilene Christian	3-3-73
Craig Jackson	36	UALR	1-13-99
Randy White	36	Lamar	2-16-89
Victor King	36	UL-Monroe	1-10-78
Lanky Wells	36	Centenary	1-4-77
Mike Green	36	Abilene Christian	2-24-73
Mike Green	36	at Oklahoma	1-29-73
Mike Green	36	Southern Miss.	12-18-72
Randy White	35	LSU	12-6-88
Karl Malone	35	Lamar	2-14-83
Joe Ivory	35	at UT-Arlington	3-1-79
Mike McConathy	35	Lamar	1-31-77
Mike Green	35	at SLU	1-15-72
L. V. Norris	35	at UL-Lafayette	2-26-54
L. V. Norris	35	at Louisiana Col.	1-22-55
Billy Wiggins	35	UL-Monroe	2-29-56
Jackie Moreland	35	Centenary	1-8-58
Leon Barmore	35	at Centenary	2-21-66
George Corley	35	at Texas A&M	12-12-68
Antonio Meeking	34	Nevada	1-16-03
Karl Malone	34	at UT-Arlington	2-5-83
Lanky Wells	34	at UT-Arlington	2-21-77
Mike McConathy	34	at Lamar	2-14-77
Mike McConathy	34	UL-Lafayette	1-6-77
Mike McConathy	34	at Arkansas St.	1-26-76
Lanky Wells	34	Lamar	2-13-75
Chester Coker	34	Centenary	1-27-55
Joe Abendroth	34	SE Okla.	12-9-63
Jackie Moreland	34	East Texas St.	12-7-57
Jackie Moreland	34	McNeese St.	1-18-58
L. V. Norris	34	Texas Wesleyan	12-14-54
Trey McDowell	33	NMSU	1-27-07
Lonnie Cooper	33	at Arkansas St.	2-2-98
Johnny Miller	33	at W. Kentucky	2-15-97
Randy White	33	at UL-Monroe	2-20-89
Victor King	33	at UL-Monroe	1-25-79



Mike McConathy	33	McNeese St.	2-16-76
Mike McConathy	33	at UL-Lafayette	1-14-76
Lanky Wells	33	New Orleans	1-12-76
Lanky Wells	33	Arkansas St.	2-3-75
Andy Knowles	33	at McNeese	12-28-71
Mike Green	33	Oral Roberts	12-7-70
Jerry Hood	33	SLU	2-13-65
Gerrod Henderson	32	Nicholls St.	12-16-99
Lonnie Cooper	32	Miss. Valley St. ⁵	12-13-97
Doug Annison	32	at UALR	1-5-95
Victor King	32	at North Texas	12-18-78
Mike McConathy	32	at UL-Monroe	12-30-75
Mike McConathy	32	Houston Baptist	12-8-75
Mike Green	32	McNeese	2-12-73
Jerry Hood	32	Southern Miss.	1-9-65
L. V. Norris	32	at NW (La.) St.	2-22-55
Jerry Lovett	32	SLU	2-8-52
Paul Millsap	31	at Auburn	11-27-04
Gerrod Henderson	31	at Louisville	12-4-99
Lonnie Cooper	31	Arkansas St.	2-21-98
Anthony Dade	31	Lamar	2-21-91
Reggie Gibbs	31	at Vanderbilt	3-15-90
Anthony Dade	31	at Lamar ⁴	3-3-89
Randy White	31	Arkansas St.	2-11-89
Victor King	31	UL-Monroe	1-8-79
Mike McConathy	31	Texas-Arlington	2-3-77
Lanky Wells	31	Lamar	1-31-77
Mike McConathy	31	Mercer	1-17-77
Barney Banks	31	at UL-Lafayette	2-17-73
Mike Green	31	Ga. Southern	12-16-72
Mike Green	31	NW (La.) St.	12-6-72
Richard Peek	31	UL-Monroe	1-11-66
Chester Coker	31	at Centenary	2-18-54
Charlie Bishop	31	Belmont Col.	12-14-67
Joe Abendroth	31	UL-Lafayette	2-15-64
Joe Abendroth	31	NW (La.) St.	2-26-63
Jackie Moreland	31	UL-Lafayette	1-10-59
Billy Wiggins	31	NW (La.) St.	2-21-56
Billy Wiggins	31	Eastern N.M.	12-14-55
L. V. Norris	31	Coe College ⁶	3-8-55
L. V. Norris	31	Louisiana Col.	2-15-54
Jerry Lovett	31	at Miss. Col.	12-14-50
Paul Millsap	30	at UTSA	12-12-04
Gerrod Henderson	30	at Mississippi St.	12-05-00
Johnny Miller	30	at New Orleans	1-22-97
Lorenzo Ewing	30	at Centenary	12-18-93
Anthony Dade	30	at Sam Houston	12-10-90



Anthony Dade	30	at New Orleans	2-3-90
Anthony Dade	30	Middle Tenn.	12-9-89
Randy White	30	McNeese St.	2-6-89
Byron Newton	30	LSU	12-6-88
Randy White	30	Arkansas St. ³	3-5-88
Rennie Bailey	30	Texas-Arlington	2-4-84
Karl Malone	30	at UL-Lafayette	2-24-83
Dave Simmons	30	Portland St. ²	12-20-80
Joe Ivory	30	at Oklahoma	12-6-79
Victor King	30	at McNeese St.	1-28-78
Mike McConathy	30	Southern Miss.	2-9-77
Mike McConathy	30	Texas-Arlington	2-2-76
Lanky Wells	30	at Mercer	12-6-75
Lanky Wells	30	UL-Monroe	1-9-75
Mike Green	30	at UL-Monroe	2-8-73
Mike Green	30	LSU-New Orleans	2-2-73
Mike Green	30	NW (La.) St.	2-24-72
Andy Knowles	30	at Arkansas St.	2-9-72
Ray Germany	30	SLU	2-29-60
Ron Futrell	30	Southern Miss.	2-1-60
Jon Stephenson	30	at Centenary	1-13-67
Tom Farrell	30	at UALR	12-19-68
Richard Peek	30	Centenary	1-15-66
George Corley	30	Nicholls St.	1-12-70
Mike Green	30	at Nicholls St.	1-7-71
Mike Green	30	LSU-New Orleans	3-13-71
Charlie Bishop	30	NW (La.) St.	1-7-67
Charlie Bishop	30	NW (La.) St.	1-9-68
Jerry Hood	30	at UL-Monroe	2-6-65
Joe Abendroth	30	East Texas St.	12-7-63
Jackie Moreland	30	SW Texas St.	12-6-58
Jackie Moreland	30	at NW (La.) St.	2-21-59
Billy Wiggins	30	La. College	2-14-56
Billy Wiggins	30	SLU	12-10-55
L. V. Norris	30	UL-Lafayette	2-25-55
L. V. Norris	30	at UL-Lafayette	1-7-55

¹ - Senior Bowl Tournament in Mobile, Ala.

² - Rainbow Classic in Honolulu, Hawaii

³ - American South Conference Tournament in Beaumont, Texas

⁴ - American South Conference Tournament in Lafayette, La.


⁵ - TCU Tournament in Fort Worth, Texas

⁶ - National NAIA in Kansas City, Kansas

⁷ - Peacemaker Classic in Monroe, La.



Joel Cochran




Randy Carlisle



Doyle Eastep



Charles Frye



Walter May

Miscellaneous Records

Longest Tech Winning Streaks

Overall

No. Began

- 15 1971, vs. New Orleans
- 13 1985, vs. Arkansas St. 80-73
- 12 1970, vs. Corpus Christi
- 12 1959, vs. SLU 76-63
- 10 1984, vs. Concordia Lutheran 82-61
- 10 1970, vs. Louisiana Col. 79-71
- 10 1967, at Centenary 101-92
- 10 1946, vs. UL-Lafayette 44-34
- 10 1950, at Loyola 53-48
- 9 1986, at Weber St. 70-69
- 9 1954, vs. Texas Wesleyan 101-86
- 8 5 times (1951-52; 1958-59; 1972-73; 1983-84; 1999-00; 2004-05)

At Home

- 40 1982, vs. Texas Tech 66-60
- 28 1970, vs. Nicholls St. 114-90
- 21 1998, vs. New Orleans 74-65
- 21 1987, vs. Arkansas St. 52-50
- 20 1989, vs. UL-Lafayette 93-87

On the Road*

- 7 1984, at Centenary 78-62
- 7 1971, vs. New Orleans 107-88
- 6 1986, at Weber St. 70-69
- 6 1972, at NW (La.) St. 76-68
- 6 1970, at UL-Monroe 81-76
- 6 1954, at Arkansas Tech 88-85

Longest Tech Losing Streaks

Overall

No. Began

- 14 1993, at Jacksonville 60-80
- 12 1994, vs. New Orleans 61-93
- 10 1961, at Centenary 58-65
- 9 1992, at UTPA
- 9 2008, vs. Fresno State 44-61

At Home

- 5 2008, vs. Fresno State 44-61
- 5 1994, vs. New Orleans 61-93
- 5 1993, vs. Nicholls St. 72-91
- 5 1993, vs. Arkansas St. 51-64
- 4 1982, vs. UL-Monroe 66-76

On the Road*

- 18 1993, vs. New Orleans 52-63
- 18 1961, at Northwestern St. 41-42
- 16 1977, at New Mexico St. 51-69
- 11 2007, vs. Southern Miss 56-80
- 9 1962, at UL-Lafayette 49-68

* - includes neutral site games

Ended

- 1972, at UL-Lafayette 86-107
- 1985, vs. Oklahoma 84-86
- 1970, vs. San Diego St. 78-88
- 1960, vs. E. Kentucky St. 65-74
- 1985, vs. Oklahoma 72-84
- 1970, at La. College 80-86
- 1967, at Southern Miss. 81-89
- 1946, vs. NW (La.) St. 39-41
- 1950, at Loyola 56-57
- 1987, at New Orleans 68-72
- 1955, at SLU 70-87

- 1985, vs. Stephen F. Austin 58-67
- 1972, vs. UL-Lafayette 101-111
- 2000, vs. Fla. International 56-61
- 1989, vs. New Orleans 54-64
- 1991, vs. New Orleans 68-72

- 1984, vs. Oklahoma 72-84
- 1972, at UL-Lafayette 86-107
- 1987, at New Orleans 68-72
- 1972, at Missouri 61-81
- 1971, at San Diego St. 78-88
- 1955, at SLU 70-87

Ended

- 1994, vs. Centenary 66-62
- 1994, vs. Belhaven 76-63
- 1962, vs. NW (La.) St. 72-70
- 1993, vs. Jacksonville, 78-75
- 2008, vs. Idaho, 72-64

- 2008, vs. Idaho, 72-64
- 1994, vs. Belhaven 76-63
- 1994, vs. Centenary 66-62
- 1993, vs. Jacksonville 78-75
- 1982, vs. McNeese St. 81-69

- 1994, vs. Cal Poly-SLO 63-45
- 1962, at Mississippi 68-64
- 1978, at North Texas 75-65
- 2008, at ULL 61-59
- 1963, at Arkansas Tech 99-71

Total Games Played

Overall: 2,059 in 82 seasons[^]

Home: 733

Road/Neutral: 935

[^] Louisiana Tech basketball was discontinued for the 1942-43 and 1943-44 seasons.

* Records from 1925-45; 1947-48; and 1950-51 do not indicate home or away games.

Conference Games

Louisiana Intercollegiate: 143 in seven seasons

Gulf State: 560 in 23 seasons

Southland: 443 in 16 seasons

America South: 122 in four seasons

Sun Belt: 283 in 10 seasons

Western Athletic: 136 in eight seasons

All-Time Won-Lost Record

Overall: 1,165-894

Louisiana Intercollegiate

Conference: 72-71

Gulf State Conference: 319-241

Southland Conference: 276-167

America South Conference: 86-36

Sun Belt Conference: 141-142

Western Athletic: 67-69

All-Time Home Record

Overall: 551-182

Thomas Assembly Center: 252-80

All-Time Road/Neutral Site Record

Overall: 401-529

Undefeated Seasons

Overall: None

Home: 7 (1958-59; 1970-71; 1983-84;

1984-85; 1987-88; 1989-90; 1998-99)

Road/Neutral: None

Gulf States Conference: 1 (1970-71)

Southland Conference: None

America South Conference: None

Sun Belt Conference: None

Western Athletic Conference: None

20-Win Seasons

Overall: 17 (1954-55; 1958-59;

1966-67; 1970-71; 1971-72; 1980-81;

1983-84; 1984-85; 1985-86; 1986-87;

1987-88; 1988-89; 1989-90; 1990-91;

1991-92; 1999-2000; 2001-02; 2005-06)

Consecutive 20-Win Seasons

Nine in a Row: 9 (1983-84; 1984-85;

1985-86; 1986-87; 1987-88; 1988-89;

1989-90; 1990-91; 1991-92)

20-Win Seasons by Coach

Cecil Crowley: 2

Scotty Robertson: 3

Andy Russo: 3

Tommy Eagles: 4

Jerry Loyd: 3

Keith Richard: 3

Record in Season Openers

Overall: 46-36

Home: 23-5

Road/Neutral: 12-23

Unknown Site: 11-8

Record in Home Openers

Overall: 55-10

At Thomas Assembly Center: 21-5


Record in Road Openers

Overall: 26-36


BULLDOG RECORDS



Bobby Wyatt



Tom Gregory



Bryan Heaps



Fred Carr



Walker McDonald

Tech's Biggest Single-Season Turnarounds

Season	Record	Diff. in wins from Previous Year (Record)
1994-95	14-13	+12 (2-25)
1978-79	17-8	+11 (6-21)
1945-46	16-8	+11 (5-12)
2008-09	15-18	+9 (6-24)
1954-55	20-10	+9 (11-14)
1982-83	19-9	+8 (11-16)
1998-99	19-9	+7 (12-15)
1983-84	26-7	+7 (19-9)
1926-27	14-8	+7 (7-7)

Triple-Doubles

Joe Ivory, Louisiana Tech vs. McNeese (2-18-80) - 16 pts., 14 reb. and 10 assts.
 P. J. Brown, Louisiana Tech vs. Centenary (12-14-91) - 10 pts., 16 rebs. and 10 blks.

Top Scoring Tandems

Points	Players-Points-Season
1,185	Mike McConathy, 716; Lanky Wells, 469, 1976-77
1,137	L. V. Norris, 610; Chester Coker, 527, 1954-55
1,126	Randy White, 678; Anthony Dade, 448, 1988-89
1,126	Mike McConathy, 642; Lanky Wells, 484, 1975-76
1,104	Mike Green, 803; Barney Banks, 301, 1972-73
1,084	Mike Green, 623; Andy Knowles, 461, 1971-72
1,001	Karl Malone, 601; Rennie Bailey, 400, 1983-84

Top Freshmen Season Scoring Performances

Jack Moreland	1957-58	602 points
Karl Malone	1982-83	586 points
Paul Millsap	2003-04	467 points
Anthony Dade	1988-89	448 points
Mike Green	1969-70	384 points
Charles Bishop	1966-67	364 points
Derek Smith	1996-97	354 points
Antonio Meeking	1999-2000	325 points
Ray Germany	1955-56	322 points
Randy White	1985-86	312 points
Billy Wiggins	1952-53	311 points

Records by Class

Games

Fr. 34	Randy White	1985-86
So. 34	Kelvin Lewis	1985-86
Jr. 34	Louis Cook	1985-86
Sr. 34	Willie Bland	1985-86
34	Wayne Smith	1985-86

Points

Fr. 602	Jackie Moreland	1957-58
So. 593	Paul Millsap	2004-05
Jr. 648	Paul Millsap	2005-06
Sr. 803	Mike Green	1972-73

Field Goals Attempted

Fr. 514	Jackie Moreland	1957-58
So. 443	Jackie Moreland	1958-59
Jr. 497	Mike McConathy	1975-76
Sr. 603	Mike Green	1972-73

Field Goals Made

Fr. 218	Jackie Moreland	1957-58
So. 225	Paul Millsap	2004-05
Jr. 258	Paul Millsap	2005-06
Sr. 351	Mike Green	1972-73

Field Goal % (minimum 100 attempts)

Fr. .587 (175-298)	Paul Millsap	2003-04
So. .645 (129-200)	Omar Cooper	1997-98
Jr. .638 (226-354)	Randy White	1987-88
.638 (97-152)	Zach Johnson	2001-02
Sr. .647 (191-295)	Robert Godbolt	1986-87

Three-Point Field Goal Attempts

Fr. 128	Lonnie Cooper	1995-96
So. 173	Gerrod Henderson	1999-00
Jr. 191	Jamel Guyton	2008-09
Sr. 206	Byron Newton	1988-89

Three-Point Field Goals Made

Fr. 39	Lonnie Cooper	1995-96
So. 68	Gerrod Henderson	1999-00
Jr. 76	Kyle Gibson	2008-09
Sr. 76	Byron Newton	1988-89

Three-Point Field Goal % (minimum 50 attempts)

Fr. .305 (39-128)	Lonnie Cooper	1995-96
So. .435 (37-85)	Mark Dick	1992-93
Jr. .444 (28-63)	Byron Newton	1997-98
Sr. .500 (42-84)	Eric Brown	1991-92
.500 (28-56)	Kennedy Louis	1988-89

Free Throw Attempts

Fr. 218	Jackie Moreland	1957-58
So. 244	Karl Malone	1982-83
Jr. 236	Karl Malone	1983-84
Sr. 246	Mike McConathy	1976-77

Free Throws Made

Fr. 166	Jackie Moreland	1957-58
So. 152	Karl Malone	1982-83
Jr. 161	Karl Malone	1983-84
Sr. 200	Mike McConathy	1976-77

Free Throw % (minimum 50 attempts)

Fr. .897 (52-58)	Jim Pruett	1964-65
So. .846 (44-52)	Emmerson Wafer	1979-80
Jr. .879 (80-90)	Emmerson Wafer	1980-81
Sr. .921 (70-76)	Lonnie Cooper	1998-99

Rebounds

Fr. 374	Paul Millsap	2003-04
So. 468	Jackie Moreland	1958-59
Jr. 438	Paul Millsap	2005-06
Sr. 409	Mike Green	1972-73

Assists

Fr. 126	Wayne Smith	1982-83
So. 195	Wayne Smith	1983-84
Jr. 186	Kelvin Lewis	1986-87
Sr. 218	Wayne Smith	1985-86

Blocked Shots

Fr. 52	Paul Millsap	2003-04
So. 55	Willie Simmons	1982-83
55	Paul Millsap	2004-05
Jr. 77	P. J. Brown	1990-91
Sr. 92	Willie Simmons	1984-85

Steals

Fr. 40	Gerrod Henderson	1998-99
So. 53	Karl Malone	1982-83
Jr. 69	Willie Bland	1984-85
Sr. 60	Wayne Smith	1985-86