

# 2008 FINAL STATISTICS

## OVERALL BATTING

Player	AVE	GP-GS	AB	R	H	2B	3B	HR	RBI	TB	SLG%	BB	HBP	SO	GDP	OB%	SF	SH	SB-ATT	PO	A	E	FLD%
3 Josh Satin	.379	55-55	195	56	74	11	1	18	52	141	.723	47	4	45	4	.500	4	1	6-9	90	184	10	.965
18 David Cooper	.359	56-56	220	55	79	14	0	19	55	150	.682	37	2	35	4	.449	4	0	0-1	486	40	2	.996
1 Austin Booker	.333	16-0	12	1	4	0	0	0	3	4	.333	4	0	4	0	.500	0	0	0-0	3	4	0	1.000
16 Charlie Cutler	.321	42-42	162	38	52	6	0	2	17	64	.395	17	10	18	4	.414	2	2	4-5	83	3	4	.956
2 Brian Guinn	.316	24-5	38	4	12	1	1	0	4	15	.395	2	1	12	0	.357	1	2	1-1	9	17	7	.788
4 Brett Jackson	.307	56-56	202	36	62	7	4	4	40	89	.441	24	11	36	3	.404	3	4	12-15	115	2	1	.992
33 Dylan Tonneson	.306	55-54	186	34	57	12	0	6	33	87	.468	17	17	25	3	.404	5	4	5-9	391	41	6	.986
23 Jeff Kobernus	.303	56-56	228	34	69	13	2	3	27	95	.417	14	3	36	1	.347	3	3	11-16	34	87	17	.877
37 Blake Smith	.296	54-54	199	36	59	11	2	12	43	110	.553	15	7	53	1	.360	4	2	6-9	96	16	2	.982
5 Mark Canha	.270	35-15	63	10	17	2	0	0	6	19	.302	12	0	22	0	.387	0	1	2-2	26	0	1	.963
31 Rich Gorman	.268	49-43	157	33	42	8	0	4	20	62	.395	20	13	39	1	.391	2	5	6-10	3	3	1	.857
22 Brett Thomas	.250	12-0	8	0	2	0	0	0	0	2	.250	0	0	1	0	.250	0	0	0-0	12	1	0	1.000
26 Michael Brady	.241	55-54	174	27	42	2	3	5	29	65	.374	19	3	43	3	.323	2	10	6-8	84	158	16	.938
10 Dwight Tanaka	.200	8-0	5	1	1	0	0	0	0	1	.200	2	1	2	0	.500	0	0	0-0	1	0	0	1.000
24 Michael Capbarat	.188	26-7	48	5	9	0	0	2	10	15	.313	2	2	18	0	.236	3	0	3-3	10	1	1	.917
29 Ryan Hanlon	.148	17-5	27	1	4	1	0	0	2	5	.185	3	0	4	0	.226	1	1	0-0	11	0	0	1.000
25 Scott Schauer	.000	5-2	8	0	0	0	0	0	0	0	.000	3	0	5	0	.273	0	0	0-0	0	0	0	.000
35 Tyler Waddell	.000	3-0	3	0	0	0	0	0	0	0	.000	0	0	1	0	.000	0	0	0-0	0	0	0	.000
20 Jordan Karnofsky	.000	1-0	0	0	0	0	0	0	0	0	.000	0	0	0	0	.000	0	0	0-0	0	0	0	.000
38 Todd Fitzgerald	.000	1-0	0	0	0	0	0	0	0	0	.000	0	0	0	0	.000	0	0	0-0	1	3	0	1.000
<b>Totals</b>	<b>.302</b>	<b>56-56</b>	<b>1935</b>	<b>371</b>	<b>585</b>	<b>88</b>	<b>13</b>	<b>75</b>	<b>341</b>	<b>924</b>	<b>.478</b>	<b>238</b>	<b>74</b>	<b>399</b>	<b>24</b>	<b>.393</b>	<b>34</b>	<b>35</b>	<b>62-88</b>	<b>1494</b>	<b>633</b>	<b>78</b>	<b>.965</b>
<b>Opponents</b>	<b>.274</b>	<b>56-56</b>	<b>1934</b>	<b>329</b>	<b>530</b>	<b>93</b>	<b>12</b>	<b>29</b>	<b>295</b>	<b>734</b>	<b>.380</b>	<b>283</b>	<b>38</b>	<b>435</b>	<b>43</b>	<b>.376</b>	<b>11</b>	<b>46</b>	<b>53-72</b>	<b>1462</b>	<b>503</b>	<b>64</b>	<b>.968</b>

LOB - Team (483), Opp (489). DPs turned - Team (55), Opp (34). IBB - Team (15), Satin 6, Smith 3, Canha 1, Tonneson 1, Jackson 1, Opp (9). Picked off - Tonneson 2, Cutler 2, Capbarat 1, Smith 1, Satin 1, Jackson 1.

## OVERALL PITCHING

Player	ERA	W-L	APP	GS	CG	SHO/CBO	SV	IP	H	R	ER	BB	SO	2B	3B	HR	B/Avg	WP	HBP	BK	SFA	SHA
6 Michael Bugary	1.59	0-1	4	1	0	0/0	0	5.2	8	6	1	5	7	1	0	0	.308	3	1	0	0	1
30 Nick Nunez	2.79	0-0	6	0	0	0/0	0	9.2	10	5	3	10	8	3	0	0	.263	1	0	0	0	0
41 Kevin Miller	2.90	6-1	21	5	0	0/0	0	71.1	52	28	23	37	68	10	2	3	.196	9	1	1	1	7
11 Matt Gorgen	3.48	2-2	28	0	0	0/1	9	41.1	42	19	16	19	44	4	0	3	.266	0	0	1	1	3
37 Blake Smith	3.80	3-0	16	0	0	0/0	0	21.1	20	14	9	11	36	5	1	0	.235	3	0	0	0	2
21 Stephen Pistoressi	3.86	0-0	11	1	0	0/0	1	25.2	43	19	11	5	13	4	1	0	.364	4	2	0	2	2
44 Tyson Ross	4.25	7-4	12	12	0	0/0	0	78.1	76	41	37	33	66	10	2	7	.259	10	5	1	2	8
46 Alex Rollin	5.28	4-2	15	11	0	0/1	0	59.2	79	39	35	27	35	16	3	2	.319	5	4	1	2	4
38 Todd Fitzgerald	6.00	1-1	15	3	0	0/0	0	30.0	31	20	20	23	18	6	0	2	.284	2	5	0	0	3
14 Daniel Wolford	6.63	2-1	21	2	0	0/1	1	38.0	42	30	28	29	43	11	0	2	.286	5	3	0	0	3
27 Craig Bennigson	6.75	4-5	20	12	0	0/0	0	65.1	77	57	49	42	59	18	0	5	.307	2	9	0	1	9
19 Dane Ferguson	6.75	1-0	7	0	0	0/0	0	5.1	6	4	4	8	2	1	1	1	.273	1	1	0	0	0
51 Brian Diemer	6.75	0-1	5	1	0	0/0	0	5.1	9	7	4	7	4	1	1	0	.360	0	0	0	1	0
36 Chris Petriani	7.05	3-3	11	8	0	0/0	0	37.0	32	36	29	24	29	3	1	3	.237	2	7	0	1	3
47 Mike Cassidy	9.00	0-0	5	0	0	0/0	0	4.0	3	4	4	3	3	0	0	1	.231	0	0	0	0	1
<b>Totals</b>	<b>4.88</b>	<b>33-21</b>	<b>56</b>	<b>56</b>	<b>0</b>	<b>1/1</b>	<b>11</b>	<b>498.0</b>	<b>530</b>	<b>329</b>	<b>270</b>	<b>283</b>	<b>435</b>	<b>93</b>	<b>12</b>	<b>29</b>	<b>.274</b>	<b>47</b>	<b>38</b>	<b>4</b>	<b>11</b>	<b>46</b>
<b>Opponents</b>	<b>6.02</b>	<b>21-33</b>	<b>56</b>	<b>56</b>	<b>3</b>	<b>3/1</b>	<b>6</b>	<b>487.1</b>	<b>585</b>	<b>371</b>	<b>326</b>	<b>238</b>	<b>399</b>	<b>88</b>	<b>13</b>	<b>75</b>	<b>.302</b>	<b>46</b>	<b>74</b>	<b>9</b>	<b>34</b>	<b>35</b>

PB - Team (11), Tonneson 10, Thomas 1, Opp (12). Pickoffs - Team (2), Bennigson 1, Gorgen 1, Opp (8). SBA/ATT - Tonneson (47-61), Gorgen (10-12), Ross (8-11), Fitzgerald (5-9), Bennigson (6-9), Rollin (5-8), Petriani (6-7), Cutler (6-6), Smith (4-4), Pistoressi (2-3), Miller (2-3), Wolford (3-3), Diemer (2-2), Nunez (0-1).



Dylan Tonneson



Charlie Cutler

**CONFERENCE BATTING**


Player	AVG	GP-GS	AB	R	H	2B	3B	HR	RBI	TB	SLG%	BB	HBP	SO	GDP	OB%	SF	SH	SB-ATT	PO	A	E	FLD%
1 Austin Booker	.500	6-0	4	1	2	0	0	0	1	2	.500	2	0	0	0	.667	0	0	0-0	1	0	0	1.000
23 Jeff Kobernus	.367	24-24	90	13	33	5	2	0	8	42	.467	6	2	11	1	.418	0	1	8-11	17	46	4	.940
16 Charlie Cutler	.326	24-24	95	20	31	3	0	2	11	40	.421	9	8	7	4	.429	0	1	2-3	43	0	2	.956
18 David Cooper	.312	24-24	93	16	29	7	0	5	17	51	.548	17	0	11	2	.411	2	0	0-0	201	17	0	1.000
4 Brett Jackson	.302	24-24	86	13	26	3	0	1	15	32	.372	11	2	15	2	.394	0	1	3-3	49	2	0	1.000
3 Josh Satin	.289	24-24	76	17	22	4	1	4	15	40	.526	26	2	21	4	.476	1	0	2-3	45	75	5	.960
31 Rich Gorman	.273	20-17	66	10	18	3	0	1	7	24	.364	3	4	16	0	.338	1	4	1-1	1	0	0	1.000
37 Blake Smith	.270	24-24	89	16	24	2	1	7	17	49	.551	5	2	23	1	.316	2	1	0-1	36	12	2	.960
33 Dylan Tonneson	.207	24-24	82	12	17	5	0	2	13	28	.341	6	8	14	2	.320	1	1	2-5	185	12	1	.995
26 Michael Brady	.205	24-24	73	11	15	1	2	2	11	26	.356	7	1	17	2	.280	1	3	2-2	29	59	4	.957
2 Brian Guinn	.200	7-1	15	1	3	1	0	0	2	4	.267	1	0	7	0	.250	0	1	0-0	0	8	2	.800
24 Michael Capbarat	.174	13-4	23	1	4	0	0	1	2	7	.304	2	1	9	0	.269	0	0	1-1	4	0	1	.800
5 Mark Canha	.143	12-1	14	2	2	1	0	0	1	3	.214	1	0	5	0	.200	0	0	0-0	2	0	0	1.000
25 Scott Schauer	.000	1-1	2	0	0	0	0	0	0	0	.000	1	0	1	0	.333	0	0	0-0	0	0	0	.000
22 Brett Thomas	.000	3-0	2	0	0	0	0	0	0	0	.000	0	0	0	0	.000	0	0	0-0	0	0	0	.000
29 Ryan Hanlon	.000	1-0	2	0	0	0	0	0	0	0	.000	0	0	0	0	.000	0	0	0-0	0	0	0	.000
10 Dwight Tanaka	.000	2-0	1	0	0	0	0	0	0	0	.000	0	1	1	0	.500	0	0	0-0	0	0	0	.000
38 Todd Fitzgerald	.000	1-0	0	0	0	0	0	0	0	0	.000	0	0	0	0	.000	0	0	0-0	0	1	0	1.000
<b>Totals</b>	<b>.278</b>	<b>24-24</b>	<b>813</b>	<b>133</b>	<b>226</b>	<b>35</b>	<b>6</b>	<b>25</b>	<b>120</b>	<b>348</b>	<b>.428</b>	<b>97</b>	<b>31</b>	<b>158</b>	<b>18</b>	<b>.373</b>	<b>8</b>	<b>13</b>	<b>21-30</b>	<b>632</b>	<b>270</b>	<b>26</b>	<b>.972</b>
<b>Opponents</b>	<b>.309</b>	<b>24-24</b>	<b>838</b>	<b>179</b>	<b>259</b>	<b>39</b>	<b>7</b>	<b>14</b>	<b>163</b>	<b>354</b>	<b>.422</b>	<b>154</b>	<b>19</b>	<b>180</b>	<b>20</b>	<b>.424</b>	<b>7</b>	<b>21</b>	<b>28-36</b>	<b>632</b>	<b>211</b>	<b>19</b>	<b>.978</b>

LOB - Team (197), Opp (228). DPs turned - Team (23), Opp (23). IBB - Team (3), Satin 2, Cooper 1, Opp (4). Picked off - Cutler 2, Capbarat 1.


**CONFERENCE PITCHING**

Player	ERA	W-L	APP	GS	CG	SHO/CBO	SV	IP	H	R	ER	BB	SO	2B	3B	HR	B/Avg	WP	HBP	BK	SFA	SHA
30 Nick Nunez	3.38	0-0	2	0	0	0/0	0	5.1	6	4	2	7	3	2	0	0	.286	1	0	0	0	0
11 Matt Gorgen	3.60	2-1	12	0	0	0/0	4	20.0	21	10	8	8	20	1	0	1	.273	0	0	1	0	1
37 Blake Smith	3.72	3-0	6	0	0	0/0	0	9.2	6	4	4	5	13	1	1	0	.176	1	0	0	0	1
41 Kevin Miller	4.38	1-1	9	3	0	0/0	0	37.0	32	20	18	29	38	6	2	3	.232	4	1	1	1	4
44 Tyson Ross	5.20	4-3	8	8	0	0/0	0	53.2	58	32	31	26	46	6	2	4	.282	8	4	1	2	6
21 Stephen Pistoresi	6.75	0-0	5	0	0	0/0	0	9.1	18	11	7	2	4	3	0	0	.391	1	2	0	1	0
38 Todd Fitzgerald	7.27	0-0	5	0	0	0/0	0	8.2	8	7	7	11	6	1	0	0	.250	1	1	0	0	0
27 Craig Bennigson	8.88	1-4	9	6	0	0/0	0	25.1	39	29	25	20	19	9	0	3	.371	1	6	0	0	3
46 Alex Rollin	9.00	0-2	6	4	0	0/0	0	22.0	41	24	22	14	10	6	2	1	.423	2	3	0	1	3
51 Brian Diemer	9.00	0-0	2	0	0	0/0	0	1.0	2	2	1	4	1	0	0	0	.500	0	0	0	1	0
14 Daniel Wolford	13.09	1-0	9	1	0	0/0	0	11.0	19	18	16	16	15	4	0	1	.380	3	1	0	0	0
36 Chris Petrini	13.50	0-1	3	2	0	0/0	0	6.0	7	14	9	9	4	0	0	0	.318	1	1	0	1	2
47 Mike Cassidy	21.60	0-0	2	0	0	0/0	0	1.2	2	4	4	3	1	0	0	1	.333	0	0	0	0	1
<b>Totals</b>	<b>6.58</b>	<b>12-12</b>	<b>24</b>	<b>24</b>	<b>0</b>	<b>0/0</b>	<b>4</b>	<b>210.2</b>	<b>259</b>	<b>179</b>	<b>154</b>	<b>154</b>	<b>180</b>	<b>39</b>	<b>7</b>	<b>14</b>	<b>.309</b>	<b>23</b>	<b>19</b>	<b>3</b>	<b>7</b>	<b>21</b>
<b>Opponents</b>	<b>5.08</b>	<b>12-12</b>	<b>24</b>	<b>24</b>	<b>2</b>	<b>2/1</b>	<b>2</b>	<b>210.2</b>	<b>226</b>	<b>133</b>	<b>119</b>	<b>97</b>	<b>158</b>	<b>35</b>	<b>6</b>	<b>25</b>	<b>.278</b>	<b>21</b>	<b>31</b>	<b>4</b>	<b>8</b>	<b>13</b>

PB - Team (5), Tonneson 5, Opp (6). Pickoffs - Team (1), Bennigson 1, Opp (3). SBA/ATT - Tonneson (25-30), Ross (7-9), Rollin (3-5), Gorgen (4-5), Petrini (4-4), Bennigson (2-4), Fitzgerald (2-3), Cutler (3-3), Wolford (2-2), Smith (2-2), Miller (1-1), Diemer (1-1).



Alex Rollin



Brian Guinn

# 2008 FINAL RESULTS

**(33-21-2, 12-12 IN PAC-10)**

DATE	OPPONENT	RESULT	RECORD	PAC-10	PITCHER	ATTEND
Feb. 22	Kansas State	W 5-1	1-0	-	Ross	289
Feb. 23	Utah Valley	W 12-1	2-0	-	Bennigson	125
Feb. 23	Utah Valley	T 8-8	2-0-1	-	None	124
Feb. 28	vs. (24)Fresno State!	W 14-4	3-0-1	-	Petrini	383
Feb. 29	vs. (5)Missouri!	L 7-5	3-1-1	-	Fitzgerald	307
Mar. 1	at (22)San Diego State!!	W 5-3	4-1-1	-	Bennigson	1116
Mar. 2	at (12)San Diego!	W 5-0	5-1-1	-	Wolford	568
Mar. 4	Stanford	W 8-3	6-1-1	-	Ferguson	507
Mar. 7	vs. Northern Iowa@	W 11-3	7-1-1	-	Petrini	565
Mar. 8	at Minnesota@	W 4-1	8-1-1	-	Bennigson	901
Mar. 9	vs. New Mexico@	W 12-2	9-1-1	-	Rollin	512
Mar. 11	San Francisco	W 6-2	10-1-1	-	Miller	242
Mar. 14	Loyola Marymount	W 10-4	11-1-1	-	Ross	279
Mar. 15	Loyola Marymount	W 21-9	12-1-1	-	Miller	310
Mar. 15	Loyola Marymount	L 6-2	12-2-1	-	Petrini	485
Mar. 16	Loyola Marymount	W 6-1	13-2-1	-	Rollin	505
Mar. 18	Sacramento State	L 12-6	13-3-1	-	Bugary	214
Mar. 20	at (25)Washington State*	W 9-1	14-3-1	1-0	Ross	246
Mar. 21	at (25)Washington State*	W 7-4	15-3-1	2-0	Wolford	322
Mar. 22	at (25)Washington State*	L 5-4 (10)	15-4-1	2-1	Gorgen	180
Mar. 25	at Santa Clara	L 7-5 (10)	15-5-1	-	Gorgen	490
Mar. 28	(5)Long Beach State	W 6-1	16-5-1	-	Ross	640
Mar. 29	(5)Long Beach State	W 10-6	17-5-1	-	Miller	693
Mar. 30	(5)Long Beach State	W 4-3	18-5-1	-	Rollin	865
Apr. 1	vs. San Francisco#	L 5-1	18-6-1	-	Petrini	1911
Apr. 2	Fresno State	W 5-4	19-6-1	-	Miller	235
Apr. 4	Oregon State*	W 5-2	20-6-1	3-1	Ross	695
Apr. 5	Oregon State*	W 9-3	21-6-1	4-1	Miller	758
Apr. 6	Oregon State*	L 9-2	21-7-1	4-2	Rollin	947
Apr. 7	(10)Stanford	T 5-5 (13)	21-7-2	-	None	383
Apr. 9	Santa Clara	W 16-8	22-7-2	-	Fitzgerald	232
Apr. 11	at USC*	L 17-1	22-8-2	4-3	Ross	517
Apr. 12	at USC*	L 11-5	22-9-2	4-4	Bennigson	545
Apr. 13	at USC*	W 13-11	23-9-2	5-4	Smith	569
Apr. 15	at Pacific	W 14-1	24-9-2	-	Rollin	656
Apr. 18	Washington*	W 10-5	25-9-2	6-4	Ross	463
Apr. 19	Washington*	L 7-4	25-10-2	6-5	Bennigson	576
Apr. 20	Washington*	W 5-4	26-10-2	7-5	Smith	571
Apr. 22	Cal Poly	W 10-8	27-10-2	-	Petrini	226
Apr. 25	at (4)Arizona State*	L 11-7	27-11-2	7-6	Ross	2784
Apr. 26	at (4)Arizona State*	L 11-7	27-12-2	7-7	Bennigson	2130
Apr. 27	at (4)Arizona State*	L 18-2	27-13-2	7-8	Petrini	2569
Apr. 30	at Cal Poly	L 8-2	27-14-2	-	Diemer	702
May 2	(20)Arizona*	W 11-5	28-14-2	8-8	Ross	647
May 3	(20)Arizona*	W 6-5	29-14-2	9-8	Gorgen	719
May 4	(20)Arizona*	L 16-5	29-15-2	9-9	Rollin	756
May 6	UC Davis	W 13-4	30-15-2	-	Miller	284
May 9	at (6)Stanford*	W 4-3 (10)	31-15-2	10-9	Gorgen	3670
May 10	at (6)Stanford*	W 5-2	32-15-2	11-9	Bennigson	2447
May 11	at (6)Stanford*	L 8-5	32-16-2	11-10	Miller	2401
May 13	at UC Davis	L 9-5	32-17-2	-	Wolford	637
May 23	UCLA*	L 8-0	32-18-2	11-11	Ross	759
May 24	UCLA*	L 7-0	32-19-2	11-12	Bennigson	892
May 25	UCLA*	W 7-6 (10)	33-19-2	12-12	Smith	1062
May 30	vs. (7)San Diego%	L 5-0	33-20-2	-	Ross	1365
May 31	at (22)Long Beach State%	L 9-2	33-21-2	-	Bennigson	1614

(#) Denotes opponent's ranking

! Denotes University of San Diego Tournament, San Diego, CA

!! Denotes game played at San Diego State during University of San Diego Tournament

@ Denotes University of Minnesota Tournament, Minneapolis, MN

# Denotes game played at AT&T Park, Home of the San Francisco Giants

\* Denotes Pac-10 game

% Denotes NCAA Long Beach Regional, Long Beach, CA




# PACIFIC-10 CONFERENCE STATS

## 2008 FINAL STANDINGS


	CONFERENCE				ALL GAMES				HOME	AWAY	NEUT
	W	L	PCT	GB	W	L	T	PCT			
Arizona State	16	8	.667	-	49	13	0	.790	38-4	8-8	3-1
Stanford	14	10	.583	2.0	41	24	2	.627	21-11	14-11-2	6-2
UCLA	13	11	.542	3.0	33	27	0	.550	18-13	12-14	3-0
Arizona	12	12	.500	4.0	42	19	0	.689	25-5	12-12	5-2
<b>California</b>	<b>12</b>	<b>12</b>	<b>.500</b>	<b>4.0</b>	<b>33</b>	<b>21</b>	<b>2</b>	<b>.607</b>	<b>21-8-2</b>	<b>7-11</b>	<b>5-2</b>
Washington	11	13	.458	5.0	33	22	0	.600	23-10	10-12	0-0
Oregon State	11	13	.458	5.0	28	24	0	.538	16-8	8-12	4-4
USC	11	13	.458	5.0	28	28	0	.500	13-12	14-16	1-0
Washington St.	8	16	.333	8.0	30	26	0	.536	20-12	10-14	0-0




David Cooper



Brett Jackson



Jeff Kobernus



Josh Satin

## OVERALL TEAM BATTING

Team	AVG	G	AB	R	H	2B	3B	HR	RBI	TB	SLG%	BB	HBP	SO	GDP	OB%	SF	SH	SB	ATT
Arizona State	.342	62	2133	601	729	122	24	88	541	1163	.545	400	75	442	55	.456	33	53	93	130
<b>California</b>	<b>.302</b>	<b>56</b>	<b>1935</b>	<b>371</b>	<b>585</b>	<b>88</b>	<b>13</b>	<b>75</b>	<b>341</b>	<b>924</b>	<b>.748</b>	<b>238</b>	<b>74</b>	<b>399</b>	<b>24</b>	<b>.393</b>	<b>34</b>	<b>35</b>	<b>62</b>	<b>88</b>
Washington St.	.302	56	1986	376	599	109	22	47	350	893	.450	174	90	378	38	.380	24	24	37	65
Arizona	.301	61	2106	432	633	110	26	77	395	1026	.487	230	74	405	38	.385	21	56	91	119
Stanford	.299	67	2392	504	715	139	22	81	470	1141	.477	276	41	481	38	.376	38	31	48	64
USC	.293	56	1920	333	562	102	13	50	307	840	.438	203	44	343	44	.369	25	32	66	101
Oregon State	.292	52	1828	352	534	103	15	37	320	778	.426	257	53	367	27	.391	23	43	46	57
Washington	.282	55	1863	338	525	108	10	63	317	842	.452	228	42	422	29	.369	20	31	37	61
UCLA	.279	60	2074	374	578	117	16	50	345	877	.423	271	72	480	36	.377	27	37	74	98

## INDIVIDUAL BATTING

BATTING AVERAGE		HITS		RUNS		RUNS BATTED IN	
Wallace, ASU.....	.410	Castro, STAN.....	105	Wallace, ASU.....	87	Wallace, ASU.....	83
Sogard, ASU.....	.393	Wallace, ASU.....	98	Phelps, STAN.....	76	Davis, ASU.....	76
Green, USC.....	.390	Phelps, STAN.....	91	Kipnis, ASU.....	76	Kipnis, ASU.....	73
Davis, ASU.....	.385	Kipnis, ASU.....	88	Castro, STAN.....	68	Castro, STAN.....	73
<b>Satin, CAL.....</b>	<b>.379</b>	Carrithers, UCLA.....	84	Davis, ASU.....	64	Ratliff, STAN.....	71
Carrithers, UCLA.....	.377	Davis, ASU.....	82	Paramore, ASU.....	64	Murphy, WSU.....	61
Castro, STAN.....	.376	Ziegler, ARIZ.....	81	<b>Satin, CAL.....</b>	<b>56</b>	Ziegler, ARIZ.....	60
Kipnis, ASU.....	.371	Green, USC.....	80	<b>Cooper, CAL.....</b>	<b>55</b>	Phelps, STAN.....	58
Perren, USC.....	.362	<b>Cooper, CAL.....</b>	<b>79</b>	Gaston, ARIZ.....	55	Milleville, STAN.....	57
<b>Cooper, CAL.....</b>	<b>.359</b>	Two tied at.....	77	Two tied at.....	53	Conley, WASH.....	57

**DOUBLES**

Davis, ASU .....	26
Haerther, UCLA .....	23
Curtis, UCLA .....	18
Castro, STAN .....	18
Vucinich, WSU .....	17
Ziegler, ARIZ .....	17
Murphy, WSU .....	17
Lopez, USC .....	17
Seven tied at .....	16

**TRIPLES**


Kipnis, ASU .....	6
Crawford, UCLA .....	5
Green, USC .....	5
Ratliff, STAN .....	4
Coulter, WSU .....	4
Steele, ARIZ .....	4
<b>Jackson, CAL .....</b>	<b>4</b>
Whitlow, STAN .....	4
Lechelt, OSU .....	4
<b>Brady, CAL .....</b>	<b>3</b>
13 others tied at .....	3

**HOME RUNS**

Ratliff, STAN .....	22
Wallace, ASU .....	22
Ziegler, ARIZ .....	20
Conley, WASH .....	19
<b>Cooper, CAL .....</b>	<b>19</b>
<b>Satin, CAL .....</b>	<b>18</b>
Davis, ASU .....	16
Murphy, WSU .....	16
Three tied at .....	14

**STOLEN BASES**

Steele, ARIZ .....	28
Kipnis, ASU .....	24
Carrithers, UCLA .....	17
Gaston, ARIZ .....	16
Wallace, ASU .....	16
Buss, USC .....	16
Ortega, ARIZ .....	13
Torrez, ASU .....	12
<b>Jackson, CAL .....</b>	<b>12</b>
<b>Kobernus, CAL .....</b>	<b>11</b>
Three others tied at .....	11




Craig Bennigson



Matt Gorgen



Kevin Miller



Tyson Ross

**OVERALL TEAM PITCHING**

Team	ERA	W	L	G	CG	SHO	CBO	SV	IP	H	R	ER	BB	SO
Arizona	4.04	42	19	61	2	7	5	15	546.0	530	292	245	211	572
Washington	4.15	33	22	55	3	6	5	13	485.2	455	266	224	197	417
Stanford	4.45	41	24	67	6	2	2	17	603.1	645	354	298	252	440
UCLA	4.45	33	27	60	2	5	3	12	540.1	526	308	267	282	442
Arizona State	4.64	49	13	62	2	4	4	18	550.1	553	328	284	206	498
<b>California</b>	<b>4.88</b>	<b>33</b>	<b>21</b>	<b>56</b>	<b>0</b>	<b>1</b>	<b>1</b>	<b>11</b>	<b>498.0</b>	<b>530</b>	<b>329</b>	<b>270</b>	<b>283</b>	<b>435</b>
Oregon State	5.29	28	24	52	1	2	2	15	460.2	467	327	271	241	397
Washington State	5.61	30	26	56	3	0	0	10	496.0	593	362	309	188	365
USC	5.64	28	28	56	3	3	2	9	490.0	558	360	307	187	407

**INDIVIDUAL PITCHING**

**EARNED RUN AVERAGE**

Perry, ARIZ .....	2.89
<b>Miller, CAL .....</b>	<b>2.90</b>
Murphy, UCLA .....	3.34
Yount, STAN .....	3.48
Leake, ASU .....	3.49
Milone, USC .....	3.51
Merry, WASH .....	3.61
Rafferty, ASU .....	3.65
Nobles, WASH .....	3.74
Lafferty, UCLA .....	3.74

**WINS**

Rafferty, ASU .....	12
Leake, ASU .....	11
Satow, ASU .....	9
Brewer, UCLA .....	9
Miller, WSU .....	8

Merry, WASH .....	8
Davis, STAN .....	8
Coulon, ARIZ .....	8
Berger, ARIZ .....	8
<b>Ross, CAL .....</b>	<b>7</b>
Two other tied at 7	

**SAVES**

Stoffel, ARIZ .....	13
Rhoderick, OSU .....	12
<b>Gorgen, CAL .....</b>	<b>9</b>
Storen, STAN .....	8
Humes, WSU .....	6
Dickey, WASH .....	5
Davis, ASU .....	4
Novak, UCLA .....	4
Rafferty, ASU .....	4
Four tied at .....	3

**INNINGS PITCHED**

Leake, ASU .....	121.1
Davis, STAN .....	103.1
Murphy, UCLA .....	102.1
Miller, WSU .....	99.2
Milone, USC .....	97.1
Brewer, UCLA .....	97.0
Guilmet, ARIZ .....	96.2
Haughian, WASH .....	95.2
Satow, ASU .....	94.0
Cook, USC .....	91.2

**STRIKEOUTS**

Murphy, UCLA .....	111
Haughian, WASH .....	107
Leake, ASU .....	104
Davis, STAN .....	103
Milone, USC .....	98
Guilmet, ARIZ .....	93

Stutes, OSU .....	81
Coulon, ARIZ .....	80
Stoffel, ARIZ .....	79
Schlereth, ARIZ .....	76

**APPEARANCES**

Rafferty, ASU .....	35
Stoffel, ARIZ .....	34
Schlereth, ARIZ .....	34
Lafferty, UCLA .....	33
Storen, STAN .....	31
Perry, ARIZ .....	31
<b>Gorgen, CAL .....</b>	<b>28</b>
Davis, WSU .....	27
Sauer, ASU .....	25
Two tied at .....	24




# RECORDS VERSUS OPPONENTS

Opponent	Cal W-L	Opponent	Cal W-L
Air Force	0-1	Northern Colorado	1-0
<b>Arizona</b>	<b>65-91</b>	Northern Iowa	1-0
<b>Arizona State</b>	<b>53-95</b>	Northwestern	2-0
<b>Arkansas</b>	<b>1-0</b>	Notre Dame	2-3
Azusa Pacific	2-0	Occidental	1-0
Baylor	1-0	Ohio State	5-5
Boston College	4-0	<b>Oklahoma</b>	<b>1-2</b>
Bowling Green	1-0	Oklahoma State	0-1
Bradley	2-0	Oral Roberts	5-4
Brigham Young	11-8	<b>Oregon</b>	<b>14-13</b>
<b>Cal Poly</b>	<b>33-5</b>	<b>Oregon State</b>	<b>32-25</b>
Cal Poly Pomona	7-8	<b>Pacific</b>	<b>56-21</b>
Cal State Fullerton	16-10	Pacific Lutheran	2-0
Cal State Hayward	34-7	Pepperdine	17-22
Cal State Los Angeles	2-1	Pennsylvania	2-0
Cal State Northridge	2-1	Penn State	3-0
Carleton	1-0	Pittsburgh	1-1
Centenary	1-0	Portland	4-0
Central Michigan	1-0	Portland State	1-1
Chapman College	3-1	Princeton	0-2
Chico State	22-4	Puget Sound	0-2
Clemson	3-1	Rhode Island	2-1
College of the Redlands	1-0	Rutgers	2-0
Colorado State	1-0	<b>Sacramento State</b>	<b>41-13</b>
Columbia	1-0	St. John's	2-0
Connecticut	1-0	Saint Mary's	119-58
Cornell	5-0	San Diego	2-3
Dartmouth	1-2	San Diego State	3-4
Delaware	1-0	<b>San Francisco</b>	<b>109-38</b>
Denver	2-0	San Francisco State	64-7
Detroit	2-0	San Jose State	80-39
Florida	1-1	<b>Santa Clara</b>	<b>158-93</b>
Florida State	0-1	Seattle	1-0
Fordham	0-1	Sonoma State	7-1
Fresno State	62-57	Southwest Texas State	0-1
George Mason	1-0	Springfield	0-1
Georgetown	2-0	<b>Stanford</b>	<b>218-240-1</b>
Georgia Tech	2-0	Stanislaus State	15-4
Gonzaga	3-3	Syracuse	1-0
Harvard	2-1	Tennessee	1-2
Hawaii	22-25-1	Texas	4-5
Hawaii Hilo	4-1	Texas A&M	2-2
Hawaii Pacific	2-0	Texas-Pan American	1-0
Houston	1-2	Tulane	4-0
Humboldt State	11-3	<b>UC Davis</b>	<b>65-11</b>
Idaho State	5-1	UC Irvine	12-15
Indiana State	1-0	<b>UCLA</b>	<b>168-161</b>
Iowa State	2-0	<b>UC Riverside</b>	<b>2-2</b>
Kansas State	3-0	UC Santa Barbara	45-15
Kent State	1-0	<b>USC</b>	<b>136-223</b>
<b>Long Beach State</b>	<b>30-27</b>	Utah	1-0
Louisville	0-1	Utah State	1-0
Loyola Marymount	14-11	Utah Valley	1-0-1
Luther	2-0	Valdosta State	1-0
Maine	2-1	<b>Vanderbilt</b>	<b>First meeting</b>
Miami (Fla)	1-7	Virginia Commonwealth	0-2
Michigan	3-6	<b>Washington</b>	<b>27-24</b>
Michigan State	3-1	<b>Washington State</b>	<b>38-26</b>
Minnesota	6-1	Western Michigan	5-0
Missouri	2-1	Western Oregon State	0-1
Nebraska	4-2	Westmont	1-2
Nevada-Las Vegas	8-13	Wichita State	2-2
Nevada	17-14	Williams College	1-0
New Mexico	2-0	Wisconsin	1-0
North Carolina	3-3	Wyoming	1-0
		Yale	3-0

**Bold indicates 2009 opponents**



## GOLDEN BEAR BASEBALL CAMPS 2009



BASEBALL

### Baseball Schools

Ages 7-12 June 22-25  
July 6-9

### Games Camps

Ages 7-12 June 29 - July 2  
July 13-16

### Advanced Camp

Ages 13-18 July 20-23

University of California at Berkeley  
Department of Intercollegiate Athletics  
Enrollment Office: (800) GO BEARS

Camp website: [www.CalBears.com](http://www.CalBears.com)



# California History



# CALIFORNIA ALL-TIME RECORDS



The 1957 National Champion California Golden Bears, coached by George Wolfman (back row, far right), defeated Penn State 1-0 in the NCAA championship game.

## TEAM BATTING - SEASON

Highest Batting Average	.....321 (1991)
Most At Bats	.....2355 (1980)
Most Runs Scored	.....520 (1991)
Most Hits	.....732 (1991)
Most RBI	.....460 (1991)
Most Doubles	.....141 (1984)
Most Triples	.....39 (1957)
Most Home Runs	.....86 (1999)
Most Total Bases	.....1148 (1991)
Most Stolen Bases	.....204 (1984)
Most Strikeouts	.....434 (1998)
Most Bases on Balls	.....384 (1984)
Most Hit By Pitches	.....85 (2003)
Most Sacrifice Bunts	.....60 (2006)
Most Sacrifice Flies	.....35 (1986)

## TEAM BATTING - GAME

Most Runs	.....29 at Arizona State (4-26-86)
Most Runs, Both Teams	.....42, Santa Clara (30) vs. Cal (12), (4-28-56)
Most RBI	.....26 at Arizona State (4-26-86)
Most Doubles	.....8 vs. San Francisco State (1951)
Most Triples	.....4 vs. San Francisco State (1965)
Most Home Runs	.....8 at Arizona State (4-26-86)
Most Home Runs in an inning	.....4 at Santa Clara (2-2-00)
Most Total Bases	.....64 at Arizona State (4-26-86)
Most Stolen Bases	.....14 vs. UC Davis (4-8-86)
Most Bases On Balls	.....19 vs. San Francisco (4-18-77)
Most Innings Played	.....18 vs. Santa Clara (1943)

## TEAM PITCHING - SEASON

Most Games	.....68 (1980 and 1984)
Most Wins	.....44 (1980)
Most Losses	.....43 (1990)
Most Saves	.....19 (1987)
Most Shutouts	.....12 (1966)
Most Strikeouts	.....435 (2008)
Most Bases on Balls	.....378 (1985)
Most Runs Allowed, Game	.....30 vs. Santa Clara (4-28-56)
Lowest ERA	.....1.83 (1966)

## TEAM FIELDING - SEASON

Most Total Chances	.....2827 (1980)
Most Putouts	.....1839 (1980)

Most Assists	.....867 (1985)
Most Errors	.....158 (1983)
Most Double Plays	.....89 (1980)
Game	.....6 vs. Missouri (5-24-80)
Highest Fielding Percentage	......975 (1947)

## INDIVIDUAL BATTING - CAREER

Most Games	.....244 by Lance Blankenship (1983-86)
Highest Batting Average	......381 by Mike Epstein (1963-64)
Most At Bats	.....903 by Lance Blankenship (1983-86)
Most Runs	.....230 by Lance Blankenship (1983-86)
Most Hits	.....291 by Jon Zuber (1989-92)
Most RBI	.....191 by Xavier Nady (1998-00)
Most Game Winning RBI	.....18 by Lance Blankenship (1983-86)
Most Doubles	.....61 by Jon Zuber (1989-92)
Most Triples	.....15 by Matt Luke (1990-92)
Most Home Runs	.....57 by Xavier Nady (1998-00)
Most Stolen Bases	.....187 by Lance Blankenship (1983-86)
Most Strikeouts	.....186 by Clint Hoover (1998-01)
Most Walks	.....180 by Lance Blankenship (1983-86)
Most Total Bases	.....479 by Xavier Nady (1998-00)
Highest Slugging Pct.	......729 by Xavier Nady (1998-00)

## INDIVIDUAL BATTING - SEASON

Most Games	.....68 by Rod Booker (1980)
Most At Bats	.....274 by Dan Cholowsky (1991)
Highest Batting Average (100 AB)	......432 by Mike Wolger (1995)
Most Runs	.....71 by Chris Clapinski (1991)
Most Hits	.....105 by Matt Luke (1991)
Most RBI	.....79 by Troy Penix (1992)
Most Game Winning RBI	.....12 by Rich Aldrete (1987)
Most Doubles	.....28 by Xavier Nady (1998)
Most Triples	.....8 by Gary Hernandez (1971)
Most Home Runs	.....23 by Xavier Nady (1999)
Most Strikeouts	.....66 by Troy Penix (1992)
Most Walks	.....57 by Chris Clapinski (1992)
Most Stolen Bases	.....58 by Rich Harger (1985)
Most Total Bases	.....173 by Xavier Nady (1998, 1999)
Highest Slugging Pct. (100 AB)	......776 by Xavier Nady (1998)

## INDIVIDUAL BATTING - GAME



Most At Bats	.....9 by Brad Brian vs. UCLA (1974)
Most Runs	.....6 by two - Lance Blankenship at Arizona State (4-26-86) and Kevin Maas at Arizona State (4-26-86)



- Most Hits..... 6 by four - Cliff McClain vs. Saint Mary's (1948)  
Mike Hodgins vs. UCLA (1974)  
Frank Mattox vs. USC (3-13-82)  
and by Lance Blankenship at Arizona State (4-26-86)
- Most RBI..... 8 by Dan McInerny vs. Saint Mary's (3-13-79)  
by Brian Horwitz vs. Texas-Pan American (2-14-03)
- Most Doubles ..... 4 by Mike Tonis at Oregon State (4-18-99)
- Most Triples ..2 by 10 - last by Dan Cholowsky at Pacific (4-17-90)
- Most Home Runs           3 by three-Kevin Maas vs. Arizona State  
(4-26-86)  
Matt Luke vs. George Mason (5-23-92)  
Jon Zuber vs. George Mason (5-23-92)
- Most Grand Slams..2 by Dan McInerny vs. Saint Mary's (3-13-79)
- Most Stolen Bases..... 5 by five - Bob Puccinelli  
vs. Santa Clara (4-28-56)  
Brian Guinn vs. Brigham Young (3-25-83)  
Rich Harger at Santa Clara (2-20-84)  
Rich Harger at Saint Mary's (2-9-85)  
Ivan Lewis vs. Arizona State (3-12-95)
- Most Strikeouts.....4 by five - last by Mike Baer at USC (3-1-86)
- Most Bases on Balls..... 5 by Tom Colburn vs. UCLA (4-24-77)
- Most Total Bases ..... 15 by Lance Blankenship  
at Arizona State (4-26-86)

**INDIVIDUAL PITCHING - CAREER**

- Most Games .....116 by Jon Cuccias (1997-00)
- Most Games Finished.....77 by Mitch Hawley (1978-81)
- Most Wins.....31 by Doug Weiss (1955-57)
- Most Saves.....21 by Mitch Hawley (1978-81)
- Most Innings Pitched ..... 374.7 by Bryan Price (1981-84)
- Most Strikeouts.....284 by Trevor Hutchinson (1999-02)
- Lowest ERA..... 1.51 by Bill Frost (1965-66)



**Former Cal standouts Brian Guinn (left) and Rod Booker both have sons (Brian Guinn and Austin Booker) who are members of the 2009 Golden Bears.**



**The 1980 Bears, coached by Bob Milano, concluded the season with a school record 44 wins, a share of the conference title and a third place College World Series finish.**

**INDIVIDUAL PITCHING - SEASON**

- Most Games .....41 by Alex Franklin (1994)
- Most Games Finished.....28 by Mitch Hawley (1981)
- Most Complete Games..... 12 by two Doug Weiss (1957)  
and Ted Settle (1960)
- Most Shutouts..... 4 by Bill Frost (1966)
- Most Wins..... 14 by Doug Weiss (1957)
- Most Saves .....10 by Jesse Ingram (2004)
- Most Batters Faced .....506 by Doug Weiss (1957)
- Most Innings Pitched ..... 149.0 by Doug Weiss (1957)
- Most Strikeouts..... 169 by Bill Frost (1966)
- Lowest ERA.....0.46 by Bob Bandettini (1958)
- Most Strikeouts, Game ..... 19 by Larry Colton  
at UC Santa Barbara (4-10-63)

**INDIVIDUAL FIELDING - CAREER**

- Most Putouts..... 1299 by Jon Zuber (1989-92)
- Most Assists..... 617 by Jeff Dragicevich (2001-04)
- Most Errors..... 78 by Brian Guinn (1980-83)

**INDIVIDUAL FIELDING - SEASON**

- Most Putouts.....582 by Jim Eppard (1982)
- Most Assists..... 267 by Rod Booker (1980)
- Most Errors ..... 34 by Jeff Kent (1987)

**INDIVIDUAL FIELDING - GAME**

- Most Putouts..... 20 by Bob Rebuschatis vs. San Francisco (1968)  
and by Kevin Maas at Sacramento State (4-2-86)
- Most Assists..... 13 by Dennis Dalton vs. Fresno State (2-24-68)
- Most Errors..... 4 by Gene Ransom vs. San Francisco (4-14-76),  
Brian Guinn at Arizona (4-30-82)

**NO-HITTERS BY GOLDEN BEARS**

Date	Pitcher	Opponent	Score
3-14-08	Robert Jordan	Loyola Marymount	9-1
4-14-17	Hal Dimock	Stanford	4-0
3-10-65	Andy Messersmith and Bill Frost	UC Davis	8-0
3-15-66	Bill Frost	Pacific	3-0
2-11-78	Brian Duffy and Steve Kaia	Hayward State	12-0

# BASEBALL ALL-TIME LEADERS

## ALL-TIME CAREER LEADERS

### GAMES


1. Lance Blankenship, 1983-86..244
2. Mike Zahn, 1981-84.....233
3. Tom Colburn, 1977-80.....229
4. Todd Mayo, 1986-89.....221
- tie Jonathan Petke, 1992-96...221
6. Jeff Dragicevich, 2001-04...220
7. Reid Neumann, 1989-92....219
8. Josh Satin, 2004-08.....214
9. Jon Zuber, 1989-92.....213
10. Greg Zunino, 1978-81.....209

### AT BATS

1. Lance Blankenship, 1983-86..903
2. Mike Zahn, 1981-84.....853
3. Todd Mayo, 1986-89.....849
4. Jon Zuber, 1989-92.....800
5. Josh Satin, 2004-08.....789
6. Brian Horwitz, 2001-04.....782
7. Jonathan Petke, 1992-96...774
8. Clint Hoover, 1998-01.....755
9. Allen Craig, 2003-06.....751
10. Darryl Vice, 1986-89.....740

### RUNS

1. Lance Blankenship, 1983-86..230
2. Todd Mayo, 1986-89.....204
3. Jon Zuber, 1989-92.....187
4. Xavier Nady, 1998-00.....174
5. Chris Clapinski, 1990-92....170
6. Dan Cholowsky, 1989-91....155
7. Reid Neumann, 1989-92....153
- tie Jonathan Petke, 1992-96...153
9. Greg Zunino, 1978-81.....151
10. Darryl Vice, 1986-89.....150



### HITS

1. Jon Zuber, 1989-92.....291
2. Todd Mayo, 1986-89.....286
3. Mike Zahn, 1981-84.....279
4. Lance Blankenship, 1983-86..278
5. Josh Satin, 2004-08.....246
6. Xavier Nady, 1998-00.....243
7. Jonathan Petke, 1992-96...241
8. Brian Horwitz, 2001-04.....236
9. Darryl Vice, 1986-89.....235
10. Reid Neumann, 1989-92....232

### RUNS BATTED IN

1. Xavier Nady, 1998-00.....191
2. Lance Blankenship, 1983-86..189
3. Troy Penix, 1990-92.....179
4. Clint Hoover, 1998-01.....157
5. Mike Harrison, 1989-91.....156
6. Josh Satin, 2004-08.....153
7. Jon Zuber, 1989-92.....148
8. Greg Zunino, 1978-81.....141
9. Mike Tonis, 1998-00.....140
10. Tom Colburn, 1977-80.....139
- tie Mike Zahn, 1981-84.....139

### GWRBI


*(Since 1978 - No Longer Kept as an Official Stat)*

1. Lance Blankenship, 1983-86..18
2. Jeff Weiss, 1983-86.....15
3. Rich Aldrete, 1984-87.....14
4. Greg Zunino, 1978-81.....13
4. Mike Zahn, 1981-84.....13
6. Tom Colburn, 1977-80.....12
- tie Bruce Johnson, 1979-82....12
- tie Dave Hengel, 1981-83.....12
9. Kelly Wood, 1979-80.....11
- tie Jerry Goff, 1984-86.....11

### DOUBLES

1. Jon Zuber, 1989-92.....61
2. Mike Zahn, 1981-84.....55
3. Xavier Nady, 1998-00.....53
4. Lance Blankenship, 1983-86..51
5. Greg Zunino, 1978-81.....50
6. Reid Neumann, 1989-92....49
7. Allen Craig, 2003-06.....48
8. Chris Clapinski, 1990-92....46
9. Mike Tonis, 1998-00.....44
- tie Clint Hoover, 1998-01.....44

**Lance Blankenship (1983-86) is Cal's all-time career leader in games (244), at bats (903), runs (230), walks (180) and stolen bases (187).**



**Troy Penix (1990-92), the 1992 Pac-10 Co-Player of the Year, helped lead the Bears to the '92 College World Series with 22 home runs and a school-record 79 RBI.**

### TRIPLES

1. Matt Luke, 1990-92.....15
2. Gary Hernandez, 1971-72....14
3. Todd Mayo, 1986-89.....12
4. Warren Lavorel, 1955-57.....11
5. Roger Gregg, 1957-59.....10
- tie Dennis Barfield, 1975-76, 78..10
- tie Lance Blankenship, 1983-86..10
- tie Dan Cholowsky, 1989-91.....10
9. Don Walker, 1953-55.....9
- tie Frank Mattox, 1981-84.....9
- tie Darryl Vice, 1986-89.....9

### HOME RUNS

1. Xavier Nady, 1998-00.....57
2. Troy Penix, 1990-92.....50
3. Mike Harrison, 1989-91.....40
- tie Mike Tonis, 1998-00.....40
5. Clint Hoover, 1998-01.....39
6. Lance Blankenship, 1983-86..32
7. David Cooper, 2007-08.....31
8. Conor Jackson, 2001-03.....30
9. Jerry Goff, 1984-86.....29
- tie Josh Satin, 2004-08.....29

### TOTAL BASES

1. Xavier Nady, 1998-00.....479
2. Lance Blankenship, 1983-86..445
3. Troy Penix, 1990-92.....424
4. Jon Zuber, 1989-92.....422
5. Josh Satin, 2004-08.....381
6. Mike Zahn, 1981-84.....370
7. Clint Hoover, 1998-01.....368
8. Mike Harrison, 1989-91.....367
- tie Mike Tonis, 1998-2000.....367
10. Allen Craig, 2003-06.....362

### SLUGGING PERCENTAGE

1. Xavier Nady, 1998-00.....729
2. David Cooper, 2007-08.....656
3. Kevin Maas, 1984-86.....636
4. Troy Penix, 1990-92.....614

5. Mike Tonis, 1998-00.....611
6. Mike Epstein, 1963-64.....592
7. Conor Jackson, 2001-03....573
8. Mike Harrison, 1989-91.....565
9. Brennan Boesch, 2004-06..560
10. Matt Luke, 1990-92.....548

### STOLEN BASES

1. Lance Blankenship, 1983-86..187
2. Rich Harger, 1983-86.....144
3. Ivan Lewis, 1994-97.....115
4. Todd Mayo, 1986-89.....100
5. Frank Mattox, 1981-84.....98
6. Darryl Vice, 1986-89.....89
7. Mike Zahn, 1981-84.....88
8. Dan Cey, 1994-96.....76
9. Don Driscoll, 1978-80.....62
- tie Eddie Comeaux, 1992-94....62

### STRIKEOUTS

1. Clint Hoover, 1998-01.....186
2. Troy Penix, 1990-92.....180
3. Mike Harrison, 1989-91.....159
4. Jeff Dragicevich, 2001-04...158
5. Jerry Goff, 1984-86.....146
6. Lance Blankenship, 1983-86..145
7. Justin Nelson, 2002-04.....136
8. Mike Tonis, 1998-00.....133
9. Tom Colburn, 1978-80.....131
10. Juan Hernandez, 1997-99..126

### WALKS

1. Lance Blankenship, 1983-86..180
2. Tom Colburn, 1977-80.....164
3. Todd Mayo, 1986-89.....150
4. Jon Zuber, 1989-92.....137
5. Chris Clapinski, 1990-92....133
6. Rich Harger, 1983-86.....129
7. Reid Neumann, 1989-92....126
8. Mike Zahn, 1981-84.....119
- tie Josh Satin, 2004-08.....119
10. Greg Zunino, 1978-81.....116

**BATTING AVERAGE**

(Min. 200 AB)

1. Mike Epstein, 1963-64.....381
2. Cliff McClain, 1943, 47-48 ..379
3. Jeff Ronk, 1980-81 .....377
4. Xavier Nady, 1998-00 .....370
- tie David Cooper, 2007-08.....370
6. Matt Luke, 1990-92.....365
7. Tom Keough, 1951-53 .....364
- tie Jon Zuber, 1989-92 .....364
9. Kevin Scarpelli, 1960-61.....361
10. Steve Derian, 1973-74.....358
- tie Brian Oliver, 1996-98.....358

**WINS**

1. Doug Weiss, 1955-57 .....31
2. Mike Koll, 1939-41 .....26
3. Bryan Price, 1981-84.....25
4. Travis Willis, 1987-89 .....24
5. David Cash, 1999-01 .....23
6. Joe Gaggero, 1952-55.....21
- tie Ted Settle, 1958-60 .....21
8. Virgil Butler, 1946-47 .....20
- tie Mitch Hawley, 1978-81 .....20
- tie Trevor Hutchinson, 1999-02 ..20

**INNINGS PITCHED**

1. Bryan Price, 1981-84.....374.7
2. Trevor Hutchinson, 1999-02..370.7
3. Doug Weiss, 1955-57 .....344.7
4. Jon Shirley, 1997-2000....327.3
5. Joe Gaggero, 1952-55.....325.0
6. Keith Evans, 1994-96 .....320.3
7. Brian Duffy, 1977-80.....310.3
8. Travis Willis, 1987-89 .....310.0
9. Mike Mathews, 1986-89 ..293.0
10. Jim Vorhis, 1995-98.....280.7

**GAMES**

1. Jon Cuccias, 1997-00.....116
2. Alex Franklin, 1993-95.....109
3. Matt Toomey, 1991-94 .....104
4. Mitch Hawley, 1978-81 .....101
5. Chad Konishi, 1990-93.....100
6. Matt Brown, 2001-04 .....94
7. Andy Wortham, 1983-86.....89
8. Matt Gorgen, 2006-08 .....88
9. Jesse Ingram, 2002-04.....85
10. Travis Talbott, 2002-05 .....84

**STRIKEOUTS**

1. Trevor Hutchinson, 1999-02 ..284
2. Doug Weiss, 1955-57 .....275
3. Tyson Ross, 2006-08.....271
4. Jon Shirley, 1997-00.....266
5. Bryan Price, 1981-84.....235
6. Bill Frost, 1955-56 .....229
7. Joe Gaggero, 1952-55.....221
8. Rich Nye, 1964-66.....220
9. Matt Brown, 2001-04 .....211
10. Bill Oakley, 1960-62.....199

**EARNED RUN AVERAGE**

(Min. 100 IP)

1. Bill Frost, 1965-66 .....1.51
2. Mike Baldwin, 1969 .....1.90
3. Andy Messersmith, 1965-66 .....2.00
4. John Rebelo, 1961-62 .....2.06
5. Rich Nye, 1964-66.....2.08
6. Bill Oakley, 1960-62.....2.09
7. Bill Harrison, 1963-64.....2.29
8. Tom McAlone, 1967-69.....2.39
9. Ray Evans, 1963-65.....2.41
10. Mike Jauregui, 1961-63.....2.42

**SAVES**

1. Mitch Hawley, 1978-81 .....21
2. Matt Gorgen, 2006-08 .....20
3. Jesse Ingram, 2002-04.....19
4. Bobby Kahlon, 1993-94 .....18
5. Matt Brown, 2001-04 .....16
6. Drew Fischer, 1994-97 .....15
7. Joe Buckley, 1986-89 .....14
8. Jon Zuber, 1989-92 .....13
9. Andy Wortham, 1983-86.....11
10. Travis Talbott, 2002-05 .....10

**W-L PCT.**

(Min. 12 dec.)

1. Charlie Becker, 1956-57 .....846..... (11-2)
2. Travis Talbott, 2002-05 .....833..... (10-2)
3. John Rebelo, 1961-62 .....810..... (17-4)
4. Kim Elliot, 1957-59 .....786 ..... (11-3)
5. David Cash, 1999-01 .....767..... (23-7)
6. Gene Stang, 1956-57 .....765 ..... (13-4)
7. Bill Frost, 1965-66 .....762..... (16-5)
8. Ted Falk, 1958-60 .....750 ..... (9-3)
- tie Jerry Montgomery, 1959-60 .....750..... (9-3)
10. Fred Corral, 1987-88 .....722 ..... (13-5)

**ALL-TIME SINGLE SEASON BESTS**

**GAMES**

1. Rod Booker, 1980.....68
2. Greg Zunino, 1980.....67
- tie Lance Blankenship, 1984 .....67
- tie Mike Zahn, 1984.....67
5. Lyle Brackenridge, 1980.....66
- tie Dan McInerney, 1980 .....66
- tie Frank Mattox, 1984.....66
- tie Lance Blankenship, 1985 .....66
9. Rich Harger, 1985.....64
- tie Mickey Speck, 1985 .....64
- tie Darren Lewis, 1988 .....64
- tie Todd Mayo, 1988.....64
- tie Dan Cholowsky, 1991 .....64



**HITS**

1. Matt Luke, 1991.....105
2. Jim Eppard, 1981 .....97
3. Jeff Ronk, 1981 .....95
4. Matt Luke, 1992.....94
5. Dan Cholowsky, 1991.....93
6. Frank Mattox, 1984.....92
7. Jon Zuber, 1991.....91
8. Xavier Nady, 1998 .....90
9. Mike Zahn, 1984.....89
- tie Troy Penix, 1992 .....89

**RUNS BATTED IN**

1. Troy Penix, 1992 .....79
2. Lance Blankenship, 1985 .....70
- tie Xavier Nady, 1998 .....70
4. Kevin Maas, 1986.....66
5. Troy Penix, 1991 .....65
6. Mike Harrison, 1990 .....63
7. Xavier Nady, 1999 .....62
8. Conor Jackson, 2002.....61
9. Jim Eppard, 1981 .....60
- tie Mike Tonis, 1999.....60

*Trevor Hutchinson is the Golden Bears' career strikeout leader, registering 284 strikeouts from 1999 through 2002.*

**AT BATS**

1. Dan Cholowsky, 1991.....274
2. Darryl Vice, 1988 .....270
3. Frank Mattox, 1984.....269
4. Matt Luke, 1991.....267
5. Mike Zahn, 1984.....265
6. Lyle Brackenridge, 1980.....261
7. Rod Booker, 1980.....257
- tie Jim Eppard, 1981 .....257
- tie Matt Luke, 1992.....257
10. Jeff Weiss, 1985 .....254

**RUNS**

1. Chris Clapinski, 1991.....71
2. Dan Cholowsky, 1991.....68
3. Lance Blankenship, 1984 .....66
- tie Rich Harger, 1985.....66
- tie Lance Blankenship, 1986 .....66
- tie Todd Mayo, 1987.....66
7. Xavier Nady, 1998 .....65
8. Chris Clapinski, 1992.....62
9. Jon Zuber, 1992.....61
10. Lyle Brackenridge, 1980.....60
- tie Lance Blankenship, 1985 .....60

**GWRBI**

(Since 1978 - No Longer Kept as an Official Stat)


1. Rich Aldrete, 1987 .....12
2. Lance Blankenship, 1985 .....9
- tie John Kuehl, 1988.....9
4. Jeff Weiss, 1985 .....8
- tie Kelly Wood, 1980 .....8
6. Dave Hengel, 1982.....7
7. Bruce Johnson, 1981.....6
- tie Kevin Maas, 1986.....6
9. 11 with .....5

**DOUBLES**

1. Xavier Nady, 1998 .....28
2. Jeff Kent, 1987 .....25
3. Jon Zuber, 1990.....21
- tie Brennan Boesch, 2005.....21
5. Mike Zahn, 1984.....20
- tie Reid Neumann, 1991.....20
- tie Jon Zuber, 1991.....20
- tie Mike Tonis, 2000.....20
9. Matt Luke, 1992.....19
- tie Carson White, 2001.....19

**TRIPLES**

- 1. Gary Hernandez, 1971 .....8
- 2. Kevin Scarpelli, 1961 .....7
- tie Dan Cholowsky, 1990 .....7
- tie Matt Luke, 1992 .....7
- 5. Warren Lavorel, 1957 .....6
- tie Bob Puccinelli, 1957 .....6
- tie Doug Weiss, 1957 .....6
- tie Gary Hernandez, 1972 .....6
- tie Kevin Brown, 1989 .....6
- tie Matt Luke, 1991 .....6



*All-Star and 2000 National League MVP Jeff Kent hit 25 doubles in 1987 and helped Cal to the 1988 College World Series.*

**HOME RUNS**

- 1. Xavier Nady, 1999 .....23
- 2. Troy Penix, 1992 .....22
- 3. Mike Harrison, 1990 .....21
- 4. Xavier Nady, 2000 .....19
- tie David Cooper, 2008 .....19
- 6. Jerry Goff, 1986 .....18
- tie Kevin Maas, 1986 .....18
- tie Dan Cholowsky, 1991 .....18
- tie Josh Satin, 2008 .....18
- 10. Troy Penix, 1991 .....17
- tie Mike Tonis, 1999 .....17

**TOTAL BASES**

- 1. Xavier Nady, 1998 .....173
- tie Xavier Nady, 1999 .....173
- 3. Troy Penix, 1992 .....168
- 4. Dan Cholowsky, 1991 .....165
- 5. Matt Luke, 1992 .....157
- 6. Mike Harrison, 1990 .....154
- 7. Conor Jackson, 2002 .....152
- 8. Mike Tonis, 1999 .....151
- 9. David Cooper, 2008 .....150
- 10. Matt Luke, 1991 .....147
- tie Troy Penix, 1991 .....147

**SLUGGING PERCENTAGE**

- 1. Xavier Nady, 1998 .....776
- 2. Xavier Nady, 1999 .....762
- 3. Josh Satin, 2008 .....723

- 4. Mike Tonis, 1999 .....716
- 5. Kevin Maas, 1986 .....712
- 6. Conor Jackson, 2002 .....691
- 7. Jerry Goff, 1986 .....686
- 8. David Cooper, 2008 .....682
- 9. Troy Penix, 1992 .....680
- 10. Conor Jackson, 2003 .....675

**STOLEN BASES**

- 1. Rich Harger, 1985 .....58
- 2. Lance Blankenship, 1984 .....55
- 3. Rich Harger, 1984 .....49
- 4. Lance Blankenship, 1985 .....47
- 5. Lance Blankenship, 1986 .....46
- 6. Alton Caesar, 1976 .....44
- tie Ivan Lewis, 1996 .....44
- 8. Ivan Lewis, 1995 .....43
- 9. Mike Baer, 1986 .....40
- 10. Lance Blankenship, 1983 .....39

**STRIKEOUTS**

- 1. Troy Penix, 1992 .....66
- 2. Troy Penix, 1991 .....63
- 3. Mike Tonis, 1998 .....62
- 4. Mike Harrison, 1990 .....57
- 5. Mike Harrison, 1991 .....55
- 6. Jeff Dragicevich, 2001 .....54
- 7. Jerry Goff, 1985 .....53
- tie **Blake Smith, 2008 .....53**
- 9. Kelly Wood, 1979 .....52
- tie Juan Hernandez, 1997 .....52
- 10. Troy Penix, 1990 .....51
- tie Clint Hoover, 2000 .....51
- tie Clint Hoover, 2001 .....51

**WALKS**

- 1. Chris Clapinski, 1992 .....57
- 2. Lance Blankenship, 1985 .....56
- 3. Tom Colburn, 1977 .....54
- 4. Lance Blankenship, 1984 .....53
- 5. Rich Harger, 1985 .....51
- tie Mickey Speck, 1985 .....51
- 7. Todd Mayo, 1987 .....50
- 8. Jeff Ronk, 1981 .....49
- tie Rich Harger, 1984 .....49
- tie Conor Jackson, 2003 .....49

**BATTING AVERAGE**

- 1. Mike Wolger, 1995 .....432
- 2. Xavier Nady, 1998 .....404
- 3. Tom Keough, 1952 .....400
- 4. Jim Corcoran, 1970 .....399
- 5. Kevin Scarpelli, 1961 .....397
- 6. Tom Keough, 1953 .....396
- 7. Matt Luke, 1991 .....393
- 8. Jeff Ronk, 1981 .....389
- 9. Conor Jackson, 2003 .....388
- 10. Gary Hernandez, 1971 .....387

**GAMES**

- 1. Alex Franklin, 1994 .....41
- 2. Bobby Kahlon, 1994 .....40
- 3. Alex Franklin, 1995 .....36
- 4. Mitch Hawley, 1981 .....34


- 5. Jon Cuccias, 1997 .....33
- tie Jon Cuccias, 1998 .....33
- 7. Alex Franklin, 1993 .....32
- 8. Mitch Hawley, 1980 .....31
- tie Joe Buckley, 1988 .....31
- tie Matt Toomey, 1991 .....31
- tie Matt Gorgen, 2007 .....31

**COMPLETE GAMES**

- 1. Doug Weiss, 1957 .....12
- tie Ted Settle, 1960 .....12
- 3. Al Mathews, 1953 .....10
- tie Rich Nye, 1965 .....10
- 5. Bill Priest, 1938 .....9
- 6. Gene Stang, 1956 .....8
- tie Mike Baldwin, 1969 .....8
- 8. Joe Gaggero, 1954 .....7
- tie Rich Nye, 1965 .....7
- tie Tom McAlone, 1969 .....7
- tie Ray Del Carlo, 1971 .....7

**WINS**

- 1. Doug Weiss, 1957 .....14
- 2. Nino Barnise, 1948 .....12
- tie Bill Frost, 1966 .....12
- tie Bobby Kahlon, 1993 .....12
- 5. Ted Settle, 1960 .....11
- 6. Virgil Butler, 1946 .....10
- tie Virgil Butler, 1947 .....10
- tie Larry Kowalishen, 1976 .....10
- tie Fred Corral, 1987 .....10
- tie David Cash, 2001 .....10



*Doug Weiss (1955-57) led the Bears to the 1957 NCAA title and is the school record-holder for career wins (31).*

**INNINGS PITCHED**

- 1. Doug Weiss, 1957 .....149.0
- 2. Ted Settle, 1960 .....132.2
- 3. Bill Frost, 1966 .....128.1
- 4. Glenn Prater, 1980 .....123.1
- 5. Chuck Hensley, 1980 .....118.0
- tie Brad Brown, 1991 .....118.0
- 7. Travis Willis, 1988 .....117.1
- 8. Trevor Hutchinson, 2002 .....117.0
- 9. Tyson Ross, 2007 .....115.2
- 10. Andy Messersmith, 1966 .....115.0

**STRIKEOUTS**

- 1. Bill Frost, 1966 .....169
- 2. Tyson Ross, 2007 .....120
- 3. Ted Settle, 1960 .....114
- 4. Mike Baldwin, 1969 .....112
- 5. Doug Weiss, 1957 .....107
- 6. Dave Dowling, 1963 .....103
- 7. Nino Barnise, 1948 .....102
- 8. Bill Kirkpatrick, 1968 .....101
- 9. Nate Brown, 1993 .....99
- 10. Andy Messersmith, 1966 .....98

**EARNED RUN AVERAGE**

*(Min 1 IP per team game)*

- 1. Bob Bandettini, 1958 .....0.46
- 2. Charlie Dexter, 1958 .....1.01
- 3. Bill Frost, 1966 .....1.12
- 4. Dave Draheim, 1958 .....1.39
- 5. Doug Weiss, 1957 .....1.51
- 6. Tom McAlone, 1968 .....1.52
- 7. Bill Oakley, 1962 .....1.63
- tie Andy Messersmith, 1965 .....1.63
- 9. Rich Nye, 1966 .....1.68
- 10. Ray Evans, 1964 .....1.72

**SAVES**

- 1. Jesse Ingram, 2004 .....10
- 2. Bobby Kahlon, 1993 .....9
- tie Bobby Kahlon, 1994 .....9
- tie Drew Fischer, 1995 .....9
- tie Travis Talbott, 2005 .....9
- tie Matt Gorgen, 2007 .....9
- tie Matt Gorgen, 2008 .....9
- 8. Mitch Hawley, 1980 .....8
- tie Mitch Hawley, 1981 .....8
- tie Joe Buckley, 1989 .....8
- tie Matt Brown, 2001 .....8
- tie Jesse Ingram, 2003 .....8

**WINNING PCT.**



*(Min 8 decisions)*

- 1. Fred Corral, 1987 .....1.000 .....(10-0)
- 2. John Rebelo, 1961 .....1.000 .....(9-0)
- 3. Bobby Kahlon, 1993 .....923 .....(12-1)
- 4. Virgil Butler, 1947 .....909 .....(10-1)
- 5. Doak Moore, 1972 .....875 .....(7-1)
- tie Glenn Newton, 1980 .....875 .....(7-1)
- 7. Gene Stang, 1956 .....800 .....(8-2)
- tie Andy Messersmith, 1965 .....800 .....(8-2)
- tie Bill Frost, 1966 .....800 .....(12-3)
- 10. Ted Settle, 1960 .....786 .....(11-3)



# YEAR-BY-YEAR RECORDS

YR	HEAD COACH	W	L	T	PCT.	CONF. REC.	FIN
1892	-	0	2	0	.000	-	-
1893	-	0	3	0	.000	-	-
1894	-	0	2	0	.000	-	-
1895	-	0	2	0	.000	-	-
1896	-	0	2	0	.000	-	-
1897	Cohen	2	1	0	.667	-	-
1898	Cochran, Smith	1	2	0	.333	-	-
1899	Joseph Corbett	2	0	0	1.000	-	-
1900	George Van Haltern	2	1	0	.667	-	-
1901	-	2	1	0	.667	-	-
1902	-	2	0	0	1.000	-	-
1903	-	2	0	0	1.000	-	-
1904	-	2	1	0	.667	-	-
1905	-	2	0	0	1.000	-	-
1906	-	1	1	0	.500	-	-
1907	Bob McCarthy	1	2	0	.333	-	-
1908	Bob McCarthy	9	9	0	.500	-	-
1909	W.Z. Zeb Smith	2	1	0	.667	-	-
1910	W.Z. Zeb Smith	1	2	0	.333	-	-
1911	Jimmie Schaeffer	7	3	1	.682	-	-
1912	Jimmie Schaeffer	16	10	0	.615	-	-
1913	Jimmie Schaeffer	0	2	0	.000	-	-
1914	Jimmie Schaeffer	4	2	1	.643	-	-
1915	Jimmie Schaeffer	12	4	0	.750	-	-
1916	Carl Zamloch	11	11	2	.500	-	-
1917	Carl Zamloch	12	8	1	.595	-	-
1918	Clair Goodwin	4	1	0	.800	-	-
1919	Carl Zamloch	7	5	0	.583	-	-
1920	Carl Zamloch	22	10	1	.682	-	-
1921	Carl Zamloch	10	8	1	.553	-	-
1922	Carl Zamloch	12	6	1	.658	-	-
1923	Carl Zamloch	12	7	1	.625	-	-
1924	Carl Zamloch	13	11	0	.542	-	-
1925	Carl Zamloch	11	2	0	.846	-	-
1926	Carl Zamloch	8	6	0	.571	-	-
1927	Carl Zamloch	4	8	0	.333	4-8	5th
1928	Carl Zamloch	8	4	0	.667	8-4	2nd
1929	Carl Zamloch	16	7	0	.696	11-3	1st
1930	Clint Evans	12	3	0	.800	12-3	2nd
1931	Clint Evans	15	7	0	.682	13-5	3rd
1932	Clint Evans	16	6	0	.727	12-6	2nd
1933	Clint Evans	19	9	0	.679	9-2	1st
1934	Clint Evans	25	6	0	.806	14-1	1st
1935	Clint Evans	20	9	0	.690	10-5	T1st
1936	Clint Evans	18	13	0	.581	6-9	4th
1937	Clint Evans	20	7	0	.741	11-4	1st
1938	Clint Evans	39	8	0	.830	12-3	1st
1939	Clint Evans	24	9	0	.727	9-6	3rd
1940	Clint Evans	22	10	0	.688	9-6	3rd
1941	Clint Evans	37	11	0	.771	11-4	1st
1942	Clint Evans	22	5	0	.815	11-4	2nd
1943	Clint Evans	23	9	0	.719	14-1	1st
1944	Clint Evans	9	14	0	.391	3-5	3rd
1945	Clint Evans	12	9	0	.571	7-1	1st
1946	Clint Evans	24	9	0	.727	8-4	2nd
1947	Clint Evans	31	10	0	.756	11-4	T-1st
1948	Clint Evans	20	14	0	.588	8-3	3rd
1949	Clint Evans	31	17	0	.646	5-10	5th
1950	Clint Evans	24	13	0	.649	8-6	2nd
1951	Clint Evans	22	16	0	.579	6-10	4th
1952	Clint Evans	21	16	0	.568	5-11	5th
1953	Clint Evans	22	15	0	.595	8-8	3rd
1954	Clint Evans	19	11	0	.633	7-9	T-3rd
1955	George Wolfman	17	16	0	.515	7-9	4th
1956	George Wolfman	25	9	0	.735	9-7	2nd
1957	George Wolfman	35	10	0	.778	12-4	T-1st
1958	George Wolfman	19	12	0	.613	9-7	2nd
1959	George Wolfman	22	13	0	.629	9-7	T-2nd
1960	George Wolfman	30	14	0	.682	12-4	T-1st
1961	George Wolfman	29	10	0	.744	11-5	2nd
1962	George Wolfman	24	20	0	.545	7-9	3rd
1963	George Wolfman	19	21	0	.475	4-12	5th
1964	George Wolfman	25	17	0	.595	5-15	5th
1965	George Wolfman	29	14	0	.674	12-8	T-1st
1966	George Wolfman	32	14	0	.696	11-9	T-2nd
1967	George Wolfman	17	27	0	.386	3-13	7th
1968	George Wolfman	24	24	0	.500	7-12	6th
1969	George Wolfman	31	19	0	.620	12-9	4th
1970	George Wolfman	28	19	0	.596	9-8	4th
1971	George Wolfman	24	24	0	.500	5-12	7th
1972	George Wolfman	33	21	0	.611	9-9	T-2nd
1973	George Wolfman	21	31	0	.404	6-12	4th
1974	Jackie Jensen	25	24	0	.510	8-10	3rd
1975	Jackie Jensen	22	24	0	.478	7-9	4th
1976	Jackie Jensen	33	20	0	.623	9-14	4th
1977	Jackie Jensen	29	27	0	.518	5-13	T-3rd
1978	Bob Milano	35	27	0	.565	6-12	T-3rd
1979	Bob Milano	31	25	1	.554	16-14	3rd
1980	Bob Milano	44	23	1	.657	17-13	T-1st
1981	Bob Milano	31	31	1	.500	12-18	5th
1982	Bob Milano	29	32	0	.475	9-17	5th
1983	Bob Milano	23	37	0	.383	9-20	6th
1984	Bob Milano	39	28	1	.582	12-18	4th
1985	Bob Milano	42	24	0	.636	17-13	T-2nd
1986	Bob Milano	32	25	0	.561	10-20	6th
1987	Bob Milano	36	25	0	.590	12-18	T-5th
1988	Bob Milano	40	25	0	.615	16-14	T-3rd
1989	Bob Milano	35	24	0	.593	10-20	T-5th
1990	Bob Milano	18	43	0	.295	3-27	6th
1991	Bob Milano	37	27	0	.580	14-16	3rd
1992	Bob Milano	35	28	0	.556	14-16	T-3rd

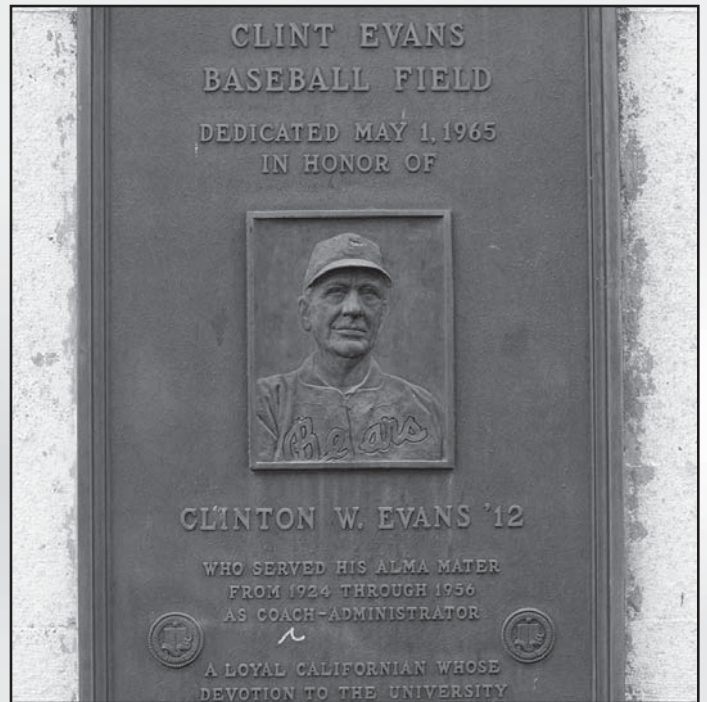


**Cal's 1988 and 1992 teams both qualified for the College World Series under head coach Bob Milano, who will be inducted into the ABCA Hall of Fame in January, 2010.**

1993	Bob Milano	27	30	0	.474	13-17	5th
1994	Bob Milano	25	35	0	.417	12-18	4th
1995	Bob Milano	32	25	0	.561	18-12	3rd
1996	Bob Milano	27	29	0	.482	10-20	5th
1997	Bob Milano	21	38	0	.356	4-26	6th
1998	Bob Milano	22	32	0	.407	5-24	6th
1999	Bob Milano	27	31	0	.466	11-13	7th
2000	David Esquer	25	28	0	.472	11-13	5th
2001	David Esquer	34	25	0	.576	14-10	T-3rd
2002	David Esquer	29	27	0	.518	11-13	5th
2003	David Esquer	28	27	0	.509	10-14	7th
2004	David Esquer	25	31	0	.446	9-15	T-8th
2005	David Esquer	34	23	0	.596	13-11	5th
2006	David Esquer	26	28	0	.481	9-15	9th
2007	David Esquer	29	26	0	.527	12-12	4th
2008	David Esquer	33	21	2	.607	12-12	T-4th
<b>Totals</b>		<b>2,311</b>	<b>1,713</b>	<b>15</b>	<b>.574</b>	<b>779-851</b>	<b>.478</b>

Conference Affiliations: CIBA.....1927-66, 1976  
 Pac-8.....1967-75, 1977-78  
 Pac-10 South.....1979-98  
 Pac-10.....1999-present

*Clint Evans amassed a 547-256 record (1930-54) and led the Bears to the nation's first College World Series title in 1947.*



### YEARLY TEAM TOTALS

Year	BATTING											
	Avg.	AB	R	H	2B	3B	HR	RBI	SAC	HP	BB	SO
1973	.253	1788	261	452	68	24	16	225	-	-	178	285
1974	.286	1633	272	467	66	15	26	238	-	-	247	241
1975	.297	1531	261	454	57	11	28	225	-	-	227	228
1976	.264	1418	294	467	83	12	28	252	57	21	290	319
1977	.278	1826	338	508	88	12	22	294	99	18	359	328
1978	.272	2058	338	560	86	21	23	285	49	20	317	300
1979	.296	1937	397	574	97	13	60	363	48	10	285	322
1980	.291	2355	425	685	94	16	35	367	74	22	370	336
1981	.319	2178	424	694	121	17	30	385	65	22	326	261
1982	.285	1957	341	557	86	12	33	313	56	21	332	283
1983	.260	1945	259	505	92	9	24	222	52	18	279	363
1984	.307	2296	479	705	141	22	51	405	55	26	384	308
1985	.295	2280	499	673	115	19	62	436	75	18	378	320
1986	.300	1918	430	576	94	21	67	378	66	21	323	312
1987	.293	2030	409	594	110	16	34	364	66	61	364	293
1988	.299	2236	434	668	119	20	39	380	74	45	311	306
1989	.296	2006	368	593	95	22	37	315	57	45	232	337
1990	.300	2196	406	659	109	18	60	360	55	29	253	392
1991	.321	2282	520	732	140	18	80	460	66	61	297	373
1992	.307	2232	451	686	114	18	70	409	58	41	314	406
1993	.261	1908	298	498	79	23	38	253	51	61	241	376
1994	.274	1980	297	543	84	12	33	268	73	47	237	282
1995	.290	1939	360	563	120	5	35	324	45	41	243	357
1996	.295	1889	347	558	107	8	32	313	72	34	238	316
1997	.279	2006	313	559	87	5	33	273	53	41	213	399
1998	.305	1955	406	596	119	16	73	368	43	48	223	434
1999	.273	1995	392	545	99	6	86	361	58	57	270	426
2000	.286	1896	355	543	86	7	73	322	47	50	242	364
2001	.291	2099	371	611	107	8	51	334	53	49	200	396
2002	.289	1970	305	570	97	10	56	282	47	66	212	336
2003	.289	1914	328	553	121	8	51	306	54	85	218	327
2004	.293	1938	334	567	107	13	56	313	66	56	202	342
2005	.291	1964	319	572	110	7	45	292	92	41	200	352
2006	.260	1794	254	466	82	6	44	235	73	52	164	287
2007	.303	1862	321	564	92	7	39	304	82	38	191	342
2008	.302	1935	371	585	88	13	75	341	69	74	238	399

**PITCHING**

Year	W-L	ERA	G	CG	SHO	IP	H	R	ER	BB	SO
1973	31-20	3.09	51	16	5	465.6	403	207	160	198	298
1974	28-21	4.17	49	-	3	427.0	428	254	195	275	259
1975	22-24	3.98	47	-	-	398.0	399	247	176	280	235
1976	33-20	2.84	54	12	2	472.2	406	232	149	257	274
1977	29-27	4.47	56	11	4	470.2	518	331	234	234	277
1978	35-27	4.43	63	10	7	532.1	540	330	262	306	285
1979	31-25	5.30	57	6	2	487.2	546	370	287	311	214
1980	44-23	3.13	68	13	5	613.0	620	296	213	236	317
1981	31-31	5.86	63	5	0	545.5	638	440	355	325	319
1982	29-32	5.02	60	8	1	509.0	572	378	284	313	239
1983	23-37	4.10	60	5	1	522.1	559	349	237	260	356
1984	37-30	4.81	68	11	1	589.6	632	406	315	276	321
1985	42-24	4.39	66	14	2	590.6	579	363	288	347	317
1986	32-25	4.93	57	7	0	496.1	542	345	272	262	221
1987	36-25	5.29	61	4	1	542.2	602	394	319	294	344
1988	40-25	4.98	65	9	1	580.1	649	383	321	257	331
1989	35-24	3.70	59	12	2	529.2	523	305	218	224	331
1990	18-43	7.27	61	3	0	538.0	722	525	435	296	291
1991	37-27	6.18	64	10	1	566.1	658	466	389	288	334
1992	35-28	5.53	63	7	2	564.2	672	412	347	280	320
1993	27-30	5.56	57	2	2	500.0	560	383	309	308	404
1994	25-35	5.48	60	0	1	521.0	626	375	317	248	331
1995	32-25	5.03	57	6	1	502.1	553	347	281	201	293
1996	27-29	4.67	56	4	0	489.2	545	343	254	189	270
1997	21-38	6.81	59	1	1	515.2	674	467	390	240	327
1998	22-32	6.31	54	4	1	476.2	572	411	334	232	320
1999	27-31	5.91	58	8	4	510.0	563	404	335	274	407
2000	25-28	5.69	53	1	0	479.2	567	327	303	239	342
2001	34-25	4.29	59	2	1	533.0	573	309	254	204	422
2002	29-27	5.05	56	3	2	511.1	552	336	287	237	361
2003	28-27	5.32	55	0	2	487.2	529	345	288	213	357
2004	25-31	4.72	56	1	2	492.0	555	332	258	235	374
2005	34-23	4.08	57	2	4	505.1	533	270	229	188	372
2006	26-28	3.92	54	3	4	479.1	479	251	209	207	376
2007	29-26	4.48	55	1	5	484.2	524	282	241	193	388
2008	33-21	4.88	56	0	1	498.0	530	329	270	283	435

**CAL COACHING RECORDS**

Name	W-L	PCT
Bob Milano (1978-99) .....	688-644-4.....	.516
Clint Evans (1930-54) .....	547-256.....	.681
George Wolfman (1955-73) .....	484-335.....	.591
<b>David Esquer (2000-) .....</b>	<b>263-236-2.....</b>	<b>.527</b>
Carl Zamloch (1916-17, 19-29).....	146-93-7.....	.608
Jackie Jensen (1974-77) .....	109-95.....	.534
Jimmie Schaeffer (1911-15).....	39-21-2.....	.645
Bob McCarthy (1907-08) .....	10-11.....	.476
Clair Goodwin (1918) .....	4-1.....	.800
W.Z. "Zeb" Smith (1909-10) .....	3-3.....	.500
Misc. (1892-1906) .....	18-18.....	.500
<b>Total 114 years .....</b>	<b>2,311-1,713-15.....</b>	<b>.574</b>



Above, Bob Milano (left) and George Wolfman are two Cal baseball legends. Milano was an all-league catcher for Wolfman before coaching the Golden Bears from 1978-99 and leading Cal to three World Series. Wolfman was the Bears' coach from 1955-73, leading Cal to the 1957 College World Series title (left). Milano will join Wolfman as a member of the ABCA Hall of Fame in January, 2010.



# CAL IN POSTSEASON PLAY



*California, coached by Clint Evans, won the first College World Series in 1947, defeating former President George Bush's Yale team, 8-7.*

## POSTSEASON QUICK FACTS

**Appearances:** 10 (1947, '57, '80, '85, '88, '91, '92, '95, '01, '08)  
**National Championships:** 2 (1947, '57)  
**Overall Regional Record:** 22-13 (10 Appearances)  
**Overall CWS Record:** 10-6 (Five Appearances)  
**Last CWS Game:** May 31, 1992 (Florida State 5, Cal 4)  
**Last CWS Win:** June 4, 1980 (Cal 4, Miami (Fla.) 3)  
**Cal Postseason Coaching Records:** Clint Evans 4-0 (1947), George Wolfman 7-1 (1957), Bob Milano 20-14 (1980, '85, '88, '91, '92, '95), David Esquer 1-4 (2001, '08)



**1947**  
**NCAA Western Playoffs, Denver, CO**  
 California 3, Denver 1  
 California 8, Texas 7  
**NCAA Championship Series, Kalamazoo, MI**  
 California 17, Yale 4  
**California 8, Yale 7**  
 (CWS Championship)



**1957**  
**NCAA District Playoffs, Berkeley, CA**  
 California 4, Pepperdine 2  
 Pepperdine 10, California 6  
 California 10, Pepperdine 3  
**College World Series, Omaha, NE**  
 California 4, Northern Colorado 0  
 California 8, Iowa State 2  
 California 8, Penn State 0  
 California 9, Iowa State 1  
**California 1, Penn State 0**  
 (CWS Championship)

**1980**  
**Midwest Regional, Tulsa, OK**  
 Nevada-Las Vegas 3, California 2  
 California 5, Wichita State 1  
 California 7, Arkansas 1  
 California 7, Missouri 1 (14 inn.)  
 California 6, Nevada-Las Vegas 2  
 California 12, Nevada-Las Vegas 0

**College World Series, Omaha, NE**  
 Michigan 9, California 8 (11 inn.)  
 California 6, Clemson 4  
 California 8, St. John's 5  
 California 4, Miami (Fla.) 3  
 Arizona 11, California 10 (Cal finishes third)

**1985**  
**West II Regional, Fresno, CA**  
 Fresno State 7, California 6 (10 inn.)  
 Brigham Young 9, California 5

**1988**  
**Central Regional, Austin, TX**  
 California 13, Pennsylvania 3  
 California 8, Michigan 7 (11 inn.)  
 California 8, Texas 7  
 California 6, Texas 5  
**College World Series, Omaha, NE**  
 Arizona State 4, California 2  
 Florida 6, California 5  
 (Cal finishes tied for seventh)

**1991**  
**Midwest Regional, Wichita, KS**  
 California 8, Baylor 5  
 California 10, Ohio State 8  
 Wichita State 8, California 1  
 California 6, Ohio State 5  
 Wichita State 11, California 5

**1992**  
**East Regional, Gainesville, FL**  
 Texas A&M 15, California 6  
 California 4, Florida 3 (10 inn.)  
 California 16, George Mason 5  
 California 3, Georgia Tech 2  
 California 11, Texas A&M 4  
**College World Series, Omaha, NE**  
 Miami (Fla.) 4, California 3 (13 inn.)  
 Florida State 5, California 4  
 (Cal finishes tied for seventh)

**1995**  
**Midwest Regional, Knoxville, TN**  
 California 4, Georgia Tech 3  
 Oklahoma State 15, California 4  
 Pittsburgh 9, California 4

**2001**  
**South Regional, Baton Rouge, LA**  
 Virginia Commonwealth 9, California 7  
 California 9, Minnesota 3  
 Virginia Commonwealth 11, California 2

**2008**  
**Long Beach Regional, Long Beach, CA**  
 San Diego 5, California 0  
 Long Beach State 9, California 2

## NCAA CHAMPIONSHIPS BY SCHOOL

USC .....	12
Texas .....	6
Arizona State .....	5
Louisiana State .....	5
Cal State Fullerton .....	4
Miami (Fla.) .....	4
Arizona .....	3
Minnesota .....	3
California .....	2
Missouri .....	2
Oklahoma .....	2
Oregon State .....	2
Stanford .....	2
Fresno State .....	1
Georgia .....	1
Holy Cross .....	1
Michigan .....	1
Ohio State .....	1
Oklahoma State .....	1
Pepperdine .....	1
Rice .....	1
Wake Forest .....	1
Wichita State .....	1




# POSTSEASON HONORS

## ALL-AMERICA

1947 .....	Nino Barnise, RHP John Fiscalini, OF Jackie Jensen, OF
1949 .....	Jackie Jensen, OF Bob O'Dell, 1B
1951 .....	Syl McNinch, 1B
1952 .....	Tom Keough, OF
1957 .....	Earl Robinson, SS Charles Thompson, C Doug Weiss, RHP
1958 .....	Tom Palma, OF
1961 .....	John Rebelo, RHP
1965 .....	Andy Messersmith, RHP
1966 .....	Bill Frost, RHP
1971 .....	Gary Hernandez, 1B
1973 .....	Steve Bartkowski, 1B
1978 .....	Dennis Barfield, 2B
1980 .....	Rod Booker, SS
1981 .....	Jeff Ronk, 2B
1985 .....	Lance Blankenship, 3B
1986 .....	Jerry Goff, INF
1990 .....	Mike Harrison, C
1991 .....	Dan Cholowsky, 3B Matt Luke, OF
1992 .....	Matt Luke, OF Troy Penix, DH
1993 .....	Bobby Kahlon, RHP
1996 .....	Brian Oliver, 2B*
1998 .....	Xavier Nady, 2B#
1999 .....	Xavier Nady, 3B
2000 .....	Xavier Nady, 3B
2003 .....	Conor Jackson, 3B
2005 .....	Josh Satin, 2B*
2007 .....	<b>Jeff Kobernus, OF*</b>
2008 .....	Josh Satin, 2B David Cooper, 1B <b>Kevin Miller, RHP*</b>

\*Freshman All-American, *Collegiate Baseball*  
#National Freshman of the Year/All-American, *Baseball America*,  
*Collegiate Baseball*



Josh Satin has the distinction of being a *Collegiate Baseball* Freshman All-American in 2005 and a first-team All-American in *Baseball America* in 2008.



Xavier Nady, middle, on the cover of *Baseball America*, was the 2000 National Preseason Player of the Year.

## ACADEMIC ALL-AMERICA

1970 .....	Neil Ernst, P
1971 .....	Neil Ernst, P
1974 .....	Brad Brian, C Steve Derian, OF

## ALL-DISTRICT 8/REGION


(First Team Only)

1947 .....	Nino Barnise, P John Fiscalini, OF Jackie Jensen, P
1949 .....	Jackie Jensen, OF Bob O'Dell, 1B
1950 .....	Don Dodson, 2B
1951 .....	Syl McNinch, 1B
1952 .....	Bob Henderson, C
1953 .....	Al Mathews, P
1954 .....	John Derdivanis, OF
1955 .....	Doug Weiss, P
1957 .....	Earl Robinson, SS Charles Thompson, C Doug Weiss, P
1960 .....	Noel Barnes, 1B
1961 .....	John Rebelo, P
1962 .....	Bill Oakley, P
1963 .....	Mike Epstein, 1B
1964 .....	Mike Epstein, 1B
1965 .....	Andy Messersmith, P
1966 .....	Bill Frost, P
1970 .....	Jim Corcoran, OF
1971 .....	Gary Hernandez, 1B
1973 .....	Steve Bartkowski, 1B
1974 .....	Randy Hooper, SS
1976 .....	Dennis Barfield, 2B

1978.....	Dennis Barfield, 2B
1980.....	Rod Booker, SS
1981.....	Jim Eppard, 1B Jeff Ronk, 2B
1984.....	Lance Blankenship, 3B Frank Mattox, 2B
1985.....	Lance Blankenship, 3B
1986.....	Jerry Goff, UT
1990.....	Mike Harrison, DH
1991.....	Dan Cholowsky, 3B
1992.....	Matt Luke, OF Troy Penix, DH
1993.....	Bobby Kahlon
1998.....	Jason Hill, C Xavier Nady, 2B
1999.....	Xavier Nady, 3B Mike Tonis, C
2003.....	Conor Jackson, 3B
2008.....	Josh Satin, 2B

**ALL-CONFERENCE**

1967.....	Rick Brown, OF Bob Leatherwood, 2B
1969.....	Dave Texdahl, OF
1970.....	Jim Corcoran, OF
1971.....	Gary Hernandez, 1B Steve Ohland, OF
1972.....	Don Thomas, 3B
1973.....	Steve Bartkowski, 1B Steve Derian, OF Randy Hooper, SS
1974.....	Brad Brian, DH Steve Derian, OF Randy Hooper, SS
1975.....	Tim Hickerson, OF Tito Rael, DH
1976.....	Dennis Barfield, UT Bill Piona, OF
1977.....	Tim Hickerson, OF
1978.....	Dennis Barfield, 2B Bob Bohnet, 1B Bob Silverman, OF



**Geoff Blum, here playing for Cal in the 1992 College World Series, had a game-winning homer for the Chicago White Sox in the 2005 Major League World Series.**

1979.....	Greg Thys, 2B
1980.....	Rod Booker, SS Lyle Brackenridge, OF Mitch Hawley, RHP Chuck Hensley, LHP Jeff Ronk, 2B
1981.....	Jim Eppard, INF Jeff Ronk, INF Greg Zunino, UT
1982.....	Dave Hengel, OF
1983.....	Lance Blankenship, UT
1984.....	Lance Blankenship, UT Frank Mattox, INF
1985.....	Lance Blankenship, 3B Mark Sampson, LHP Jeff Weiss, OF Andy Wortham, LHP
1986.....	Lance Blankenship, OF Jerry Goff, INF Kevin Maas, INF
1987.....	Fred Corral, RHP Todd Mayo, OF Darryl Vice, IF
1988.....	Joe Buckley, RHP Todd Mayo, OF
1989.....	Todd Mayo, OF Darryl Vice, IF
1990.....	Mike Harrison, C Jon Zuber, UT
1991.....	Dan Cholowsky, 3B Matt Luke, OF Jon Zuber, UT
1992.....	Chris Clapinski, 2B Matt Luke, OF Troy Penix, DH** Jon Zuber, 1B/LHP**
1993.....	Bobby Kahlon, RHP#
1994.....	Geoff Blum, INF Bobby Kahlon, RHP
1996.....	Dan Cey, SS Jonathan Petke, DH
1997.....	Brian Oliver, SS
1998.....	Jason Hill, C Xavier Nady, INF
1999.....	Xavier Nady, INF Mike Tonis, C
2000.....	Xavier Nady, INF Mike Tonis, C
2001.....	Carson White, 2B
2002.....	John Baker, C Conor Jackson, 1B
2003.....	Conor Jackson, 1B
2005.....	Brennan Boesch, OF Josh Satin, INF Travis Talbott, LHP
2006.....	Brandon Morrow, RHP
2007.....	David Cooper, 1B Tyson Ross, RHP
2008.....	David Cooper, 1B Tyson Ross, RHP Josh Satin, 2B

*Note: Selections from 1972-98 are Pac-10 Southern Division  
\*\*Pac-10 Southern Division Co-Players of the Year  
# Pac-10 Southern Division Co-Pitcher of the Year*



# CALIFORNIA AWARD WINNERS

## ROBERT A. ROOS BATTING CUP

### Leading Hitter

1907	T.K. Sweeney	.350	1933	Delbert Thompson	.436
1908	R.E. Smith	.400	1934	Avelino Sanchez	.376
1909	W.F. Smith,		1935	James Grillk	.377
	F.A. Lewis	.328	1936	Sam Chapman	.431
1910	C.A. Allen	.280	1937	Joe Koral	.367
1911	J.C. Salisbury	.265	1938	Ray Winterbottom	.396
1912	R.W. Coane	.316	1939	Anthony Lombardi	.374
1913	C.V. Goodwin	.347	1940	Edwin Yocky	.373
1914	F.W. Rubke	.406	1941	Mike Koll	.423
1915	L.E. Adair, Jr.	.369	1942	William Werle	.474
1916	Ray Rohwer	.354	1943	Stanley Sharp	.420
1917	Ray Rohwer	.432	1944	Jerry Hutton	.308
1918	A.C. Rowe	.326	1945	Kenneth Gustafson	.428
1919	J.W. Butler	.344	1946	Edward Welch	.348
1920	Ray Rohwer	.378	1947	John Fiscalini	.414
1921	Ed Radebaugh	.415	1948	Cliff McCain	.391
1922	L.A. Thompson	.500	1949	Robert O'Dell	.380
1923	No selection		1950	Pete Corona	.345
1924	A.W. Learr	.307	1951	Syl McNinch	.382
1925	George Smith	.432	1952	Tom Keough	.400
1926	Roland Douthit	.305	1953	Tom Keough	.396
1927	Roalnd Douthit	.360	1954	John Derdivanis	.364
1928	Bob Stevenson	.428	1955	Lloyd Canton	.317
1929	William Burgett	.513	1956	Earl Robinson	.385
1930	Harry Butler	.387	1957	Roger Gregg	.397
1931	Ed Kirwin	.387	1958	Tom Palma	.330
1932	Cecil Kyle	.417	1959	Gary Brenzel	.342



Blake Smith was the USA National Team's leading hitter last summer with a .327 average.



Conor Jackson was a first-round draft pick of the Arizona Diamondbacks, a 2003 All-American, and a two-time All-Pac-10 selection.

1960	Bob Milano	.357	1985	Rich Aldrete	.341
1961	Kevin Scarpelli	.397	1986	Jerry Goff	.352
1962	Allan Mindell	.326	1987	Darryl Vice	.354
1963	Mike Epstein	.375	1988	Todd Mayo	.342
1964	Mike Epstein	.384	1989	Todd Mayo	.333
1965	Mike Taylor	.366	1990	Jon Zuber	.386
1966	Rick Brown	.326	1991	Matt Luke	.393
1967	Bob Leatherwood	.329	1992	Chris Clapinski	.379
1968	Bob Rebuschatis	.313	1993	Mark Palfalvi	.306
1969	Dave Texdahl	.331	1994	Andy Tarpley	.322
1970	Jim Corcoran	.399	1995	Mike Wolger	.432
1971	Gary Hernandez	.387	1996	Dan Cey	.377
1972	Dave Alderte	.294	1997	Brian Oliver	.364
1973	Steve Bartkowski	.329	1998	Xavier Nady	.404
1974	Neil Cummings,		1999	Mike Tonis	.384
	Steve Derian	.383	2000	Xavier Nady	.329
1975	Dennis Barfield	.331		Mike Tonis	.329
1976	Dennis Barfield	.341	2001	Rob Meyer	.355
1977	Bob Silverman	.320	2002	John Baker	.383
1978	Bob Bohnet	.339	2003	Conor Jackson	.388
1979	Greg Zunino	.341	2004	David Nicholson	.367
1980	Jeff Ronk	.359	2005	Brennan Boesch	.355
1981	Jeff Ronk	.389	2006	Allen Craig	.344
1982	Dave Hengel	.344	2007	David Cooper	.382
1983	Mike Zahn	.326	2008	Josh Satin	.379
1984	Tim Jester	.362			



In 2006, Brandon Morrow became the highest draft pick in Cal history when he was the fifth pick overall by the Seattle Mariners.

### EDWIN E. LORD JR., AWARD


#### Most Inspirational Player

- |                                  |                                       |
|----------------------------------|---------------------------------------|
| 1964 Mike Wickersham             | 1987 Rich Aldrete                     |
| 1965 Al Diamond                  | 1988 John Correa,<br>Pete Fondersmith |
| 1966 Tom Cooper                  | 1989 Anthony Crudele                  |
| 1967 Dennis Dalton               | 1990 Mike Lawn                        |
| 1968 Rodger Gray                 | 1991 Brad Brown                       |
| 1969 Jim Corcoran,<br>Dave Hagan | 1992 Brad Brown, Jon Zuber            |
| 1970 Don Moresco                 | 1993 Chad Konishi                     |
| 1971 Steve Ohland                | 1994 Jonathan Petke                   |
| 1972 Dave Alderete               | 1995 Jonathan Petke                   |
| 1973 Steve Roche                 | 1996 Jason Rianda                     |
| 1974 John Hughes                 | 1997 Drew Fischer                     |
| 1975 John Thomas                 | 1998 Aaron Gordnier,<br>Brian Oliver  |
| 1976 Nelson Sagisi               | 1999 Jason Ball                       |
| 1977 Len Patterson               | 2000 Sam Petke                        |
| 1978 Bob Silverman               | 2001 Jason Dennis                     |
| 1979 Tom Colburn                 | 2002 Ryan Atkinson                    |
| 1980 Brian Duffy, Tim Gerlach    | 2003 Nick Medrano                     |
| 1981 Dave Granger                | 2004 David Weiner                     |
| 1982 Nick Esposito               | 2005 Matt Swanson                     |
| 1983 Nick Esposito               | 2006 No Award                         |
| 1984 Tim Hovatter                | 2007 Mike Van Winden                  |
| 1985 Leland Mattox               | 2008 Charlie Cutler                   |
| 1986 Mike Knapp                  |                                       |

### CLINT EVANS AWARD

#### Most Valuable Player

- |  |                                    |
|--|------------------------------------|
| 1954 Richard Ament                     | 1983 Bryan Price                   |
| 1955 Ron Gaggero                       | 1984 Frank Mattox                  |
| 1956 Gene Stang                        | 1985 Jeff Weiss                    |
| 1957 Doug Weiss                        | 1986 Kevin Maas                    |
| 1958 Tom Palma                         | 1987 Darryl Vice                   |
| 1959 Roger Gregg                       | 1988 Todd Mayo                     |
| 1960 Ted Settle                        | 1989 Todd Mayo                     |
| 1961 John Rebelo                       | 1990 Mike Harrison                 |
| 1962 William Oakley                    | 1991 Dan Cholowsky                 |
| 1963 Dave Myers                        | 1992 Troy Penix                    |
| 1964 Mike Epstein                      | 1993 Bobby Kahlon                  |
| 1965 Mike Taylor                       | 1994 Geoff Blum                    |
| 1966 Bill Frost                        | 1995 Gavin Brown,<br>Mike Wolger   |
| 1967 Bob Leatherwood                   | 1996 Jonathan Petke                |
| 1968 Dave Hagen                        | 1997 Brian Oliver                  |
| 1969 Dave Texdahl                      | 1998 Xavier Nady                   |
| 1970 Jim Corcoran                      | 1999 Mike Tonis                    |
| 1971 Gary Hernandez                    | 2000 Mike Tonis                    |
| 1972 Dave Alderete                     | 2001 Rob Meyer                     |
| 1973 Steve Bartkowski                  | 2002 Conor Jackson                 |
| 1974 Brad Brian                        | 2003 Conor Jackson                 |
| 1975 Dennis Barfield,<br>Tim Hickerson | 2004 David Nicholson               |
| 1976 Bill Piona                        | 2005 Brennan Boesch,<br>Josh Satin |
| 1977 Tim Hickerson                     | 2006 Brandon Morrow                |
| 1978 Bob Bohnet                        | 2007 David Cooper                  |
| 1979 Greg Thys                         | 2008 David Cooper<br>Josh Satin    |
| 1980 Tom Colburn                       |                                    |
| 1981 Jim Eppard                        |                                    |
| 1982 Bruce Johnson                     |                                    |




Troy Penix was selected the winner of the Clint Evans Award as the team's most valuable player when the Bears qualified for the 1992 College World Series.

**GEORGE WOLFMAN AWARD**

**Most Improved Player**

- |                                     |                                     |
|-------------------------------------|-------------------------------------|
| 1973 Randy Hooper                   | 1992 Aaron Fuller                   |
| 1974 Neil Cummings                  | 1993 Jonathan Petke                 |
| 1975 Jeff Glead                     | 1994 Drew Fischer,<br>Ivan Lewis    |
| 1976 Marshall Johnson               | 1995 Jim Vorhis                     |
| 1977 John Hughes                    | 1996 Tyler Walker                   |
| 1978 Mitch Hawley,<br>Chuck Hensley | 1997 Jon Shirley                    |
| 1979 Dan McInerney                  | 1998 Ryan Atkinson,<br>Rob Meyer    |
| 1980 Jeff Ronk                      | 1999 Clint Hoover                   |
| 1981 Rick Balelo,<br>Frank Mattox   | 2000 Andrew Sproul,<br>David Weiner |
| 1982 Chris Gibbons,<br>Brad Reiches | 2001 Ben Conley                     |
| 1983 John Cox                       | 2002 Jesse Ingram,<br>Matt Payne    |
| 1984 Leland Mattox                  | 2003 Chris Grossman                 |
| 1985 Dave Masters                   | 2004 Adam Gold                      |
| 1986 Doug Hylton                    | 2005 Matt Einspahr                  |
| 1987 Charlie Bonney                 | 2006 Brandon Morrow                 |
| 1988 Brian Scott                    | 2007 Charlie Cutler                 |
| 1989 Reid Neumann                   | 2008 <b>Dylan Tonneson</b>          |
| 1990 Chris Clapinski                |                                     |
| 1991 Matt Hansen                    |                                     |



Dylan Tonneson was the 2008 recipient of the George Wolfman Award as the team's most improved player, batting .306 in 55 games.



Tyson Ross was stellar for the USA National Team in the summer of 2008, going 4-1 with a 0.82 ERA.

**MOST VALUABLE PITCHER AWARD**

- 2001 David Cash
- 2002 Trevor Hutchinson
- 2003 Mike Padgett
- 2004 Jesse Ingram
- 2005 Travis Talbott
- 2006 No Award
- 2007 Matt Gorgen  
Tyson Ross
- 2008 Matt Gorgen  
Tyson Ross

**COACHES' AWARD**

- 2001 Andrew Sproul
- 2002 Carson White
- 2003 Ben Conley
- 2004 Blake Read
- 2005 Eric Dworkis
- 2006 No Award
- 2007 Mike Van Winden
- 2008 Michael Capbarat,  
Brett Thomas

**WAYNE HOOPER AWARD**

- 2005 Matt Einspahr
- 2006 Robert Nesbitt
- 2007 Brett Munster
- 2008 **Brett Jackson**

**FRESHMAN OF THE YEAR**

- 2004 Garrett Bussiere
- 2005 Josh Satin
- 2006 Tyson Ross
- 2007 **Jeff Kobernus**
- 2008 **Kevin Miller**

*Bold denotes current player*


# GOLDEN BEAR RESULTS (2000-08)

## 2000

(25-28, 11-13 in Pac-10)

DATE	OPPONENT	RESULT
Jan. 25.....	San Francisco.....	W 9-5
Feb. 2.....	at Santa Clara.....	W 15-7
Feb. 4.....	Loyola Marymount.....	W 2-1
Feb. 6.....	Loyola Marymount.....	L 9-4
Feb. 6.....	Loyola Marymount.....	L 9-6
Feb. 9.....	at Saint Mary's.....	L 8-3
Feb. 11.....	at Long Beach State.....	W 4-3 (10)
Feb. 12.....	at Long Beach State.....	L 7-1
Feb. 13.....	at Long Beach State.....	L 3-2
Feb. 18.....	at Pepperdine.....	L 8-2
Feb. 19.....	at Pepperdine.....	W 15-4
Feb. 20.....	at Pepperdine.....	L 5-3
Feb. 25.....	Stanford.....	L 6-2
Feb. 26.....	Stanford.....	L 4-1
Feb. 27.....	Stanford.....	L 8-2
Feb. 29.....	at Fresno State.....	W 12-10 (12)
Mar. 3.....	Washington State*.....	W 7-6 (11)
Mar. 4.....	Washington State*.....	L 3-2 (15)
Mar. 5.....	Washington State*.....	L 6-3
Mar. 10.....	Cal State Fullerton.....	W 9-5
Mar. 11.....	Cal State Fullerton.....	W 6-5 (10)
Mar. 12.....	Cal State Fullerton.....	L 4-3 (11)
Mar. 17.....	at Arizona*.....	L 4-1
Mar. 18.....	at Arizona*.....	W 26-6
Mar. 19.....	at Arizona*.....	W 24-14
Mar. 24.....	Arizona State*.....	L 6-4
Mar. 25.....	Arizona State*.....	L 4-2
Mar. 26.....	Arizona State*.....	W 7-2
Mar. 28.....	at Wichita State.....	W 5-3
Mar. 31.....	at Washington*.....	W 10-1
Apr. 1.....	at Washington*.....	L 8-5
Apr. 2.....	at Washington*.....	W 8-2
Apr. 4.....	Saint Mary's.....	W 13-2
Apr. 7.....	at Texas.....	L 9-6
Apr. 8.....	at Texas.....	L 6-0
Apr. 9.....	at Texas.....	W 10-2
Apr. 11.....	Santa Clara.....	W 6-3
Apr. 14.....	USC*.....	L 6-5
Apr. 15.....	USC*.....	W 9-5
Apr. 16.....	USC*.....	W 4-3
Apr. 20.....	Oregon State*.....	L 12-4
Apr. 21.....	Oregon State*.....	W 15-9
Apr. 22.....	Oregon State*.....	L 8-5 (10)
Apr. 24.....	at Sacramento State.....	W 5-3
Apr. 25.....	Pacific.....	W 10-3
Apr. 28.....	at Stanford*.....	W 7-5 (11)
Apr. 29.....	at Stanford*.....	L 10-6
Apr. 30.....	at Stanford*.....	L 12-11
May 2.....	at San Francisco.....	L 9-5
May 5.....	at UCLA*.....	W 13-7
May 6.....	at UCLA*.....	L 18-7
May 7.....	at UCLA*.....	L 8-7
May 9.....	Fresno State.....	L 11-2

\*Pac-10 game



Senior Right-Hander Jon Shirley  
Preseason National Player of the Year Xavier Nady

## 2001

(34-25, 14-10 in Pac-10)

DATE	OPPONENT	RESULT
Feb. 2.....	at Santa Clara.....	W 7-3
Feb. 3.....	Santa Clara.....	W 4-3
Feb. 4.....	at Santa Clara.....	W 7-1
Feb. 8.....	Brigham Young.....	L 2-1
Feb. 9.....	Brigham Young.....	W 5-3
Feb. 10.....	Brigham Young.....	L 4-0
Feb. 13.....	at Pacific.....	W 6-5
Feb. 16.....	at Loyola Marymount.....	W 14-6
Feb. 17.....	at Loyola Marymount.....	L 9-8
Feb. 18.....	at Loyola Marymount.....	W 8-5
Feb. 20.....	Saint Mary's.....	W 4-3
Feb. 23.....	at Long Beach State.....	L 7-6 (13)
Feb. 27.....	San Jose State.....	W 5-3
Mar. 2.....	at Stanford.....	L 3-1
Mar. 3.....	at Stanford.....	W 3-2
Mar. 6.....	Nevada.....	L 5-4
Mar. 7.....	at Stanford.....	L 3-2 (10)
Mar. 9.....	UC Santa Barbara.....	L 9-2
Mar. 10.....	UC Santa Barbara.....	L 4-3
Mar. 11.....	UC Santa Barbara.....	W 6-4
Mar. 13.....	Sacramento State.....	W 5-2
Mar. 14.....	Columbia.....	W 5-2
Mar. 16.....	Arizona State*.....	L 7-4
Mar. 17.....	Arizona State*.....	L 4-2
Mar. 18.....	Arizona State*.....	W 17-5
Mar. 23.....	Washington State*.....	L 8-6
Mar. 24.....	Washington State*.....	L 7-6
Mar. 25.....	Washington State*.....	W 10-1
Mar. 27.....	Pacific.....	L 9-8 (13)
Mar. 30.....	at Washington*.....	W 8-6
Mar. 31.....	at Washington*.....	W 5-2
Apr. 1.....	at Washington*.....	W 16-7
Apr. 3.....	San Francisco.....	W 2-1 (10)
Apr. 6.....	at Oregon State*.....	L 6-5
Apr. 7.....	at Oregon State*.....	L 10-1
Apr. 8.....	at Oregon State*.....	W 12-1
Apr. 10.....	at San Jose State.....	W 9-7
Apr. 12.....	USC*.....	L 1-0
Apr. 13.....	USC*.....	L 5-3
Apr. 14.....	USC*.....	W 5-4 (10)
Apr. 17.....	at Saint Mary's.....	L 10-6
Apr. 20.....	at Arizona*.....	W 11-9
Apr. 21.....	at Arizona*.....	W 19-13
Apr. 22.....	at Arizona*.....	L 12-11 (10)
Apr. 24.....	at Nevada.....	L 6-3
Apr. 27.....	Stanford*.....	W 7-4
Apr. 28.....	Stanford*.....	W 4-0
Apr. 29.....	Stanford*.....	L 8-0
May 1.....	at San Francisco.....	W 12-1
May 4.....	at UCLA*.....	W 6-2
May 5.....	at UCLA*.....	W 9-8 (11)
May 6.....	at UCLA*.....	W 8-6
May 7.....	at Saint Mary's.....	L 9-4
May 8.....	Santa Clara.....	W 6-5
May 12.....	at Kansas State.....	W 6-4
May 13.....	at Kansas State.....	W 16-10
May 25.....	vs. Virginia Commonwealth#.....	L 9-7
May 26.....	vs. Minnesota#.....	W 9-3
May 26.....	vs. Virginia Commonwealth#.....	L 11-2

\*Pac-10 game

#NCAA South Regional, Baton Rouge, La.



Rob Meyer

## 2002

(29-27, 11-13 in Pac-10)

DATE	OPPONENT	RESULT
Feb. 1.....	at UNLV.....	W 2-0
Feb. 2.....	at UNLV.....	L 4-2
Feb. 3.....	at UNLV.....	L 10-5
Feb. 6.....	San Jose State.....	L 10-6
Feb. 8.....	Gonzaga.....	W 10-2
Feb. 9.....	Gonzaga.....	L 7-0
Feb. 10.....	Gonzaga.....	W 5-4
Feb. 12.....	at Santa Clara.....	W 10-7
Feb. 15.....	Long Beach State.....	L 8-1
Feb. 16.....	Long Beach State.....	L 9-0
Feb. 17.....	Long Beach State.....	W 4-3
Feb. 22.....	Boston College.....	W 10-4
Feb. 23.....	Boston College.....	W 7-4
Feb. 24.....	Boston College.....	W 16-0
Feb. 26.....	Centenary.....	W 9-8 (10)
Mar. 1.....	at North Carolina.....	W 4-2
Mar. 1.....	at North Carolina.....	L 7-5
Mar. 3.....	at North Carolina.....	W 7-4
Mar. 5.....	Georgetown.....	W 6-5 (10)
Mar. 8.....	Stanford.....	L 15-4
Mar. 9.....	Stanford.....	W 2-1
Mar. 10.....	Stanford.....	L 4-2
Mar. 12.....	San Francisco.....	W 12-4
Mar. 15.....	at UC Irvine.....	W 3-1 (10)
Mar. 16.....	at UC Irvine.....	L 5-4 (10)
Mar. 17.....	at UC Irvine.....	L 7-3
Mar. 20.....	Saint Mary's.....	W 5-3
Mar. 22.....	at Washington State*.....	W 5-1
Mar. 23.....	at Washington State*.....	W 5-4
Mar. 25.....	at Washington State*.....	W 6-5 (10)
Mar. 28.....	at USC*.....	L 11-3
Mar. 29.....	at USC*.....	L 9-1
Mar. 30.....	at USC*.....	L 13-9
Apr. 2.....	Santa Clara.....	W 7-6
Apr. 5.....	UCLA*.....	W 5-3
Apr. 6.....	UCLA*.....	L 19-2
Apr. 7.....	UCLA*.....	W 10-6 (15)
Apr. 9.....	at Saint Mary's.....	L 6-5
Apr. 12.....	Arizona*.....	L 8-4
Apr. 13.....	Arizona*.....	L 18-9
Apr. 14.....	Arizona*.....	W 2-1
Apr. 16.....	Fresno State.....	W 9-2
Apr. 19.....	at Arizona State*.....	W 9-5
Apr. 20.....	at Arizona State*.....	L 4-3
Apr. 21.....	at Arizona State*.....	W 9-3
Apr. 26.....	Washington*.....	L 2-0
Apr. 27.....	Washington*.....	L 5-4
Apr. 28.....	Washington*.....	L 10-7 (11)
Apr. 30.....	at San Francisco.....	L 8-7 (11)
May 3.....	at Stanford*.....	L 8-4
May 4.....	at Stanford*.....	L 13-6
May 5.....	at Stanford*.....	L 8-5
May 10.....	Oregon State*.....	W 13-7
May 11.....	Oregon State*.....	W 2-1 (15)
May 12.....	Oregon State*.....	W 8-3
May 14.....	at San Jose State.....	L 9-2

\*Pac-10 game



Carson White and Jesse Ingram

**2003**

**(28-27, 10-14 in Pac-10)**

DATE	OPPONENT	RESULT
Jan. 31	UNLV	L 9-6
Feb. 1	UNLV	W 8-7
Feb. 2	UNLV	L 10-4
Feb. 4	at San Francisco	W 5-4
Feb. 7	Loyola Marymount	W 5-4
Feb. 8	Loyola Marymount	W 11-6
Feb. 9	Loyola Marymount	W 4-2
Feb. 11	San Jose State	W 4-3
Feb. 14	vs. Texas-Pan American#	W 20-5
Feb. 15	vs. Southwest Texas State#	L 6-5 (13)
Feb. 16	vs. Nebraska#	W 8-7
Feb. 18	Saint Mary's	W 6-2
Feb. 21	at Long Beach State	L 1-0
Feb. 22	at Long Beach State	W 6-3
Feb. 23	at Long Beach State	L 6-1
Feb. 25	at Santa Clara	W 7-5
Mar. 7	at Stanford	L 11-2
Mar. 8	at Stanford	L 9-4
Mar. 9	at Stanford	L 11-2
Mar. 14	UC Irvine	W 8-7 (12)
Mar. 15	UC Irvine	L 9-3
Mar. 16	UC Irvine	W 2-0
Mar. 18	at Saint Mary's	L 6-2
Mar. 21	Washington State*	W 8-3
Mar. 22	Washington State*	W 9-3
Mar. 23	Washington State*	L 5-4
Mar. 25	at Sacramento State	L 7-6
Mar. 28	at Oregon State*	L 8-6
Mar. 29	at Oregon State*	W 8-6
Mar. 30	at Oregon State*	W 19-13
Apr. 2	Sacramento State	W 5-0
Apr. 4	at UCLA*	L 10-2
Apr. 5	at UCLA*	W 8-6
Apr. 6	at UCLA*	W 12-9
Apr. 8	at San Jose State	L 5-2
Apr. 11	Arizona State*	L 11-3
Apr. 13	Arizona State*	L 6-0
Apr. 13	Arizona State*	L 10-1
Apr. 15	at Saint Mary's	W 13-2
Apr. 17	USC*	L 3-1
Apr. 18	USC*	W 11-2
Apr. 19	USC*	W 8-3
Apr. 22	Santa Clara	W 11-6
Apr. 25	at Washington*	L 16-3
Apr. 26	at Washington*	W 6-3
Apr. 27	at Washington*	L 11-3
Apr. 29	UC Davis	L 11-7
May 2	at Arizona*	L 9-5
May 3	at Arizona*	L 10-4
May 4	at Arizona*	W 12-7 (10)
May 6	at Fresno State	W 4-2
May 9	Stanford*	L 9-8
May 10	Stanford*	L 6-4
May 11	Stanford*	L 5-4
May 13	San Francisco	W 8-5

#Roundrock Tournament, Roundrock, Texas  
\*Pac-10 game



Conor Jackson

**2004**

**(25-31, 9-15 in Pac-10)**

DATE	OPPONENT	RESULT
Jan. 29	Brigham Young	W 11-1
Jan. 30	Brigham Young	W 13-3
Jan. 31	Brigham Young	W 7-4
Feb. 6	Long Beach State	L 3-2
Feb. 7	Long Beach State	L 5-1
Feb. 8	Long Beach State	W 3-1
Feb. 13	at UC Irvine	L 9-7
Feb. 14	at UC Irvine	L 4-3 (12)
Feb. 15	at UC Irvine	W 10-4
Feb. 20	at Fresno State	W 16-4
Feb. 21	at Fresno State	W 2-0
Feb. 22	at Fresno State	L 18-1
Feb. 24	San Francisco	L 7-4
Feb. 27	Stanford	L 12-9
Feb. 28	Stanford	L 10-3
Feb. 29	Stanford	L 6-2
Mar. 2	at San Jose State	L 8-0
Mar. 3	Sacramento State	W 4-3
Mar. 5	Saint Mary's	W 9-2
Mar. 6	at Saint Mary's	L 2-1
Mar. 7	Saint Mary's	W 11-5
Mar. 9	Nevada	L 7-5
Mar. 12	at North Carolina	L 1-0
Mar. 13	at North Carolina	L 4-0
Mar. 14	at North Carolina	W 12-4
Mar. 16	Pacific	W 8-4
Mar. 19	at Arizona State*	W 9-7
Mar. 20	at Arizona State*	W 20-8
Mar. 21	at Arizona State*	L 8-4
Mar. 26	Oregon State*	L 15-5
Mar. 27	Oregon State*	W 11-5
Mar. 28	Oregon State*	L 14-3
Mar. 30	at San Francisco	W 2-1
Apr. 2	Washington*	W 9-4
Apr. 3	Washington*	L 7-4
Apr. 4	Washington*	L 6-4
Apr. 8	at USC*	W 4-2
Apr. 9	at USC*	L 11-4
Apr. 10	at USC*	W 12-9
Apr. 13	San Jose State	W 10-2
Apr. 16	at Stanford*	L 7-4
Apr. 17	at Stanford*	L 9-2
Apr. 18	at Stanford*	L 8-3
Apr. 20	at Pacific	W 8-2
Apr. 23	UCLA*	L 7-2
Apr. 24	UCLA*	L 10-7
Apr. 25	UCLA*	W 3-2
Apr. 27	at Sacramento State	W 25-3
Apr. 30	Arizona*	L 5-3
May 1	Arizona*	W 10-8
May 2	Arizona*	L 8-3
May 11	at San Diego State	L 6-5
May 12	at San Diego	L 7-4
May 28	at Washington State*	L 7-3
May 29	at Washington State*	W 4-0
May 30	at Washington State*	L 13-3

\*Pac-10 Game



David Nicholson

**2005**

**(34-23, 13-11 in Pac-10)**

DATE	OPPONENT	RESULT
Feb. 1	Pacific	L 5-4
Feb. 4	UC Irvine	L 10-1
Feb. 5	UC Irvine	W 5-4 (11)
Feb. 6	UC Irvine	L 7-3
Feb. 12	at Loyola Marymount	L 9-8
Feb. 13	at Loyola Marymount	W 8-5
Feb. 13	at Loyola Marymount	W 11-9
Feb. 18	at Long Beach State	W 3-2
Feb. 20	at Long Beach State	W 7-4
Feb. 20	at Long Beach State	W 3-1
Feb. 25	Saint Mary's	W 5-4 (12)
Feb. 26	at Saint Mary's	W 5-1
Feb. 27	Saint Mary's	W 7-0
Mar. 1	San Francisco	W 8-3
Mar. 5	at Stanford	L 10-3
Mar. 6	at Stanford	L 3-2
Mar. 6	at Stanford	W 10-4
Mar. 11	UNLV	W 13-2
Mar. 12	UNLV	L 5-2
Mar. 13	UNLV	L 7-4
Mar. 15	at Pacific	W 2-0
Mar. 18	at Hawaii Hilo	W 11-4
Mar. 19	at Hawaii Hilo	W 2-1
Mar. 19	at Hawaii Hilo	W 13-10
Mar. 20	at Hawaii Hilo	L 2-1
Mar. 24	Washington State*	W 13-2
Mar. 25	Washington State*	W 11-4
Mar. 26	Washington State*	W 5-4
Mar. 29	Sacramento State	W 7-5
Apr. 1	at Oregon State*	L 11-1
Apr. 2	at Oregon State*	L 5-2
Apr. 3	at Oregon State*	L 4-2
Apr. 5	at Nevada	W 11-8
Apr. 9	Arizona State*	L 11-7
Apr. 9	Arizona State*	W 7-3
Apr. 10	Arizona State*	W 4-3
Apr. 12	at Sacramento State	L 9-4
Apr. 15	at Washington*	L 5-1
Apr. 16	at Washington*	L 5-4
Apr. 17	at Washington*	W 4-3 (11)
Apr. 20	Hawaii	W 11-0
Apr. 22	USC	L 7-4
Apr. 23	USC	L 5-4
Apr. 24	USC	W 9-0
Apr. 26	UC Davis	W 6-5
Apr. 29	at UCLA*	W 7-1
Apr. 30	at UCLA*	W 6-4
May 1	at UCLA*	L 4-2
May 3	at San Francisco	L 9-0
May 6	Stanford*	L 7-5
May 7	Stanford*	W 2-1 (11)
May 9	Stanford*	W 9-5
May 10	at San Jose State	W 5-3
May 24	at UC Davis	L 8-7
May 27	at Arizona*	W 6-3
May 28	at Arizona*	L 10-5
May 29	at Arizona*	W 7-4

\*Pac-10 Game



Brennan Boesch

**2006**

**(26-28, 9-15 in Pac-10)**

DATE	OPPONENT	RESULT
Feb. 3	at UC Irvine	W 6-2
Feb. 4	at UC Irvine	L 10-4
Feb. 5	at UC Irvine	L 7-6
Feb. 7	San Francisco	L 4-3 (10)
Feb. 10	Long Beach State	L 7-6
Feb. 11	Long Beach State	W 3-2
Feb. 12	Long Beach State	W 4-1
Feb. 14	at UC Davis	L 13-9
Feb. 24	UC Santa Barbara	W 3-0
Feb. 25	UC Santa Barbara	W 4-2
Feb. 26	UC Santa Barbara	W 2-0
Mar. 3	Stanford	W 7-6
Mar. 4	Stanford	L 6-5 (11)
Mar. 7	Georgetown	W 13-2
Mar. 10	at UNLV	W 5-1
Mar. 11	at UNLV	L 9-6
Mar. 12	at UNLV	L 5-4
Mar. 14	Saint Mary's	W 6-0
Mar. 17	Pacific	W 3-1
Mar. 18	at Pacific	L 10-3
Mar. 19	Pacific	L 6-5 (10)
Mar. 21	Sacramento State	W 8-2
Mar. 24	Washington*	W 9-3
Mar. 25	Washington*	W 2-1
Mar. 26	Washington*	L 5-0
Mar. 30	Arizona*	W 3-2
Apr. 1	Arizona*	L 5-1
Apr. 1-2	Arizona*	W 5-4 (13)
Apr. 5	at Santa Clara	L 12-7
Apr. 7	at USC*	L 2-1 (10)
Apr. 8	at USC*	L 3-2
Apr. 9	at USC*	L 10-1
Apr. 13	at Washington State*	W 9-2
Apr. 14	at Washington State*	L 5-4
Apr. 15	at Washington State*	W 6-4
Apr. 18	UC Davis	W 8-2
Apr. 21	Oregon State*	L 5-2
Apr. 22	Oregon State*	L 5-2
Apr. 23	Oregon State*	L 9-7
Apr. 25	vs. San Francisco%	L 7-6
Apr. 28	UCLA*	L 4-2
Apr. 29	UCLA*	W 3-2 (11)
Apr. 30	UCLA*	W 9-4
May 1	Stanford	W 4-3
May 2	at Saint Mary's	W 7-6
May 5	at Stanford*	L 3-2
May 6	at Stanford*	W 5-1
May 7	at Stanford*	L 6-4
May 9	San Francisco	L 9-5
May 10	Santa Clara	W 6-0
May 23	at Pacific	W 3-2
May 26	at Arizona State*	L 13-5
May 27	at Arizona State*	L 9-3
May 28	at Arizona State*	L 7-6 (11)

\*Pac-10 Game  
%Played at AT&T Park



**Brandon Morrow**

**2007**

**(29-26, 12-12 in Pac-10)**

DATE	OPPONENT	RESULT
Feb. 2	UC Irvine	L 4-3
Feb. 3	UC Irvine	W 10-4
Feb. 4	UC Irvine	W 6-0
Feb. 11	Portland	W 9-5
Feb. 11	Portland	W 4-3
Feb. 13	San Francisco	L 15-6
Feb. 16	UNLV	W 8-4
Feb. 17	UNLV	L 3-2
Feb. 18	UNLV	L 11-10
Feb. 20	at San Jose State	L 9-8
Feb. 23	at Long Beach State	L 4-1
Feb. 24	at Long Beach State	L 8-3
Feb. 25	at UC Santa Barbara	W 7-1
Feb. 26	at UC Santa Barbara	W 6-1
Mar. 2	at Stanford	L 1-0
Mar. 3	at Stanford	L 5-4
Mar. 4	at Stanford	L 9-7
Mar. 9	vs. Kent State#	W 8-0
Mar. 10	at Louisville#	L 12-9
Mar. 11	vs. Indiana State#	W 4-1
Mar. 13	at UC Davis	W 7-6
Mar. 16	Rhode Island	W 7-6 (11)
Mar. 17	Rhode Island	L 8-7
Mar. 18	Rhode Island	W 6-2
Mar. 22	Oral Roberts	L 2-1
Mar. 23	Oral Roberts	W 8-3
Mar. 24	Oral Roberts	W 6-1
Mar. 28	at UC Santa Barbara	W 9-7
Mar. 30	Washington State*	W 8-4
Mar. 31	Washington State*	W 6-2
Apr. 1	Washington State*	L 9-6
Apr. 5	at Arizona*	L 1-0 (11)
Apr. 6	at Arizona*	L 15-12
Apr. 7	at Arizona*	L 5-3
Apr. 13	at Oregon State*	L 1-0
Apr. 14	at Oregon State*	W 4-0
Apr. 15	at Oregon State*	L 5-3
Apr. 17	at Sacramento State	W 10-4
Apr. 20	Stanford*	W 3-0
Apr. 21	Stanford*	L 4-3
Apr. 22	Stanford*	W 13-5
Apr. 27	Arizona State*	W 4-2
Apr. 28	Arizona State*	L 15-2
Apr. 29	Arizona State*	W 13-9
May 1	at San Francisco	L 13-4
May 4	at UCLA*	L 13-6
May 5	at UCLA*	L 7-2
May 6	at UCLA*	W 16-0
May 8	San Jose State	W 7-6 (11)
May 19	USC*	W 4-3
May 20	USC*	W 6-1
May 21	USC*	W 6-3
May 25	at Washington*	W 8-3
May 26	at Washington*	L 12-2
May 27	at Washington*	L 5-4

#Cardinal Classic, Louisville, Ky.  
\*Pac-10 Game



**David Cooper**

**2008**

**(33-21-2, 12-12 in Pac-10)**

DATE	OPPONENT	RESULT
Feb. 22	Kansas State	W 5-1
Feb. 23	Utah Valley	W 12-1
Feb. 23	Utah Valley	T 8-8
Feb. 28	vs. No. 24 Fresno State!	W 14-4
Feb. 29	vs. No. 5 Missouri!!	L 7-5
Mar. 1	at No. 22 San Diego State!	W 5-3
Mar. 2	at No. 17 San Diego!	W 5-0
Mar. 4	Stanford	W 8-3
Mar. 7	vs. Northern Iowa@	W 11-3
Mar. 8	at Minnesota@	W 4-1
Mar. 9	vs. New Mexico@	W 12-2
Mar. 11	San Francisco	W 6-2
Mar. 14	Loyola Marymount	W 10-4
Mar. 15	Loyola Marymount	W 21-9
Mar. 15	Loyola Marymount	L 6-2
Mar. 16	Loyola Marymount	W 6-1
Mar. 18	Sacramento State	L 12-6
Mar. 20	at Washington State*	W 9-1
Mar. 21	at Washington State*	W 7-4
Mar. 22	at Washington State*	L 5-4 (10)
Mar. 25	at Santa Clara	L 7-5 (10)
Mar. 28	Long Beach State	W 6-1
Mar. 29	Long Beach State	W 10-6
Mar. 30	Long Beach State	W 4-3
Apr. 1	at San Francisco#	L 5-1
Apr. 2	Fresno State	W 5-4
Apr. 4	Oregon State*	W 5-2
Apr. 5	Oregon State*	W 9-3
Apr. 6	Oregon State*	L 9-2
Apr. 7	Stanford	T 5-5 (13)
Apr. 9	Santa Clara	W 16-8
Apr. 11	at USC*	L 17-1
Apr. 12	at USC*	L 11-5
Apr. 13	at USC*	W 13-11
Apr. 15	at Pacific	W 14-1
Apr. 18	Washington*	W 10-5
Apr. 19	Washington*	L 7-4
Apr. 20	Washington*	W 5-4
Apr. 22	Cal Poly	W 10-8
Apr. 25	at Arizona State*	L 11-7
Apr. 26	at Arizona State*	L 11-7
Apr. 27	at Arizona State*	L 18-2
Apr. 30	at Cal Poly	L 8-2
May 2	Arizona*	W 11-5
May 3	Arizona*	W 6-5
May 4	Arizona*	L 16-5
May 6	UC Davis	W 13-4
May 9	at Stanford*	W 4-3 (10)
May 10	at Stanford*	W 5-2
May 11	at Stanford*	L 8-5
May 13	at UC Davis	L 9-5
May 23	UCLA*	L 8-0
May 24	UCLA*	L 7-0
May 25	UCLA*	W 7-6 (10)
May 30	vs. San Diego\$	L 5-0
May 31	at Long Beach State\$	L 9-2

\*Pac-10 Game  
!University of San Diego Tournament  
!!Played at San Diego State  
@University of Minnesota Tournament  
#Played at AT&T Park  
\$NCAA Long Beach Regional



**Josh Satin**





# BASEBALL LETTERMEN (1947-2008)

## -A-

Agliano, Nat, 1952  
 Ahern, Dan, 1975-76  
 Ahern, Dave, 1991  
 Aitken, Ed, 1948-50  
 Albo, Bob, 1952-54  
 Aldrete, Rich, 1984-87  
 Aldrette, David, 1970-71, 73  
 Aldrich, Dave, 1967-69  
 Aljian, Reed, 1991-94  
 Alton, Dick, 1962-64  
 Alton, Ken, 1974  
 Alvis, Charlie, 1982  
 Ament, Dick, 1952-55  
 Anaclerio, Carl, 1950-51  
 Anderson, Dave, 1948-50  
 Anderson, Robert, 1947-50  
 Archer, Bill, 1965-66  
 Arkison, Jim, 1976-77  
 Arnett, Barry, 1960  
 Arrillaga, Gabe, 1955  
 Ash, Will, 1971-73  
 Asnicar, Jeff, 1991, 93  
 Atkinson, Ryan, 1998-99,  
 01-02  
 Ayres, Derek, 1999-01

## -B-

Baccari, Steve, 1978  
 Baer, Mike, 1985-86  
 Baker, John, 2000-02  
 Baker, Irv, 1968-70  
 Baldwin, Mike, 1969  
 Balelo, Rick, 1981  
 Ball, Jason, 1997-00  
 Ballam, John, 1958-60  
 Bandettini, Bob, 1958-59  
 Barfield, Dennis, 1975-76,  
 78  
 Barnes, Noel, 1959-60  
 Barney, Dan, 1962  
 Barnise, Nino, 1947-48  
 Bartkowski, Steve, 1973-74  
 Beck, Eldon, 1952  
 Beck, Gil, 1949-51  
 Beck, Tom, 1982-84  
 Becker, Charles, 1955-57  
 Benevento, Bill, 1958  
 Bennett, Ralph, 1950-51  
 Bennigson, Craig, 2006-08  
 Bernadou, LeRoy, 1952  
 Bielefeld, Bill, 1962  
 Blake, Richard, 1975  
 Blankenship, Lance, 1983-  
 86  
 Blum, Geoff, 1992-94  
 Boehle, Mark, 1976  
 Boesch, Brennan, 2005-06  
 Bohnet, Bob, 1977-78  
 Bond, Hal, 1967-68  
 Bonney, Charlie, 1986-87  
 Booker, Rod, 1979-80  
 Bowker, Adney, 1958-60  
 Bowley, Bill, 1962-64  
 Brackenridge, Lyle, 1980  
**Brady, Michael, 2007-08**  
 Brenzel, Gary, 1958-59  
 Brewick, Dennis, 1960  
 Brian, Brad, 1972-74  
 Brian, Robert, 1949

Bridges, Hollon, 1967  
 Brink, Kevin, 1976-77  
 Brown, Brad, 1990-92  
 Brown, Gavin, 1993-96  
 Brown, Jim, 1947  
 Brown, Kevin, 1988-89  
 Brown, Matt, 2001-04  
 Brown, Nate, 1990-93  
 Brown, Norm, 1970  
 Brown, Rick, 1965-67  
 Bryan, Brad, 1965  
 Buckley, Joe, 1985, 88-89  
 Buestad, Connor, 2007  
 Buggs, Michael, 1979-81  
 Bunch, Don, 1965-67  
 Burchett, Jeremy, 2003,  
 05-06  
 Burd, Wayne, 1968-70  
 Burman, Pete, 1971-72  
 Burnett, Douglas, 1961-62  
 Bussiere, Garrett, 2004-06  
 Butler, Rob, 1989-90  
 Butler, Virgil, 1947

## -C-

Caesar, Alton, 1975-76  
 Callen, Tommy, 1999-00  
 Campbell, Danny, 2006  
**Canha, Mark, 2008**  
 Canton, Lloyd, 1955-56  
 Capbarat, Michael, 2008  
 Carlson, Stephen, 2007  
 Cary, Chuck, 1979-81  
 Cash, David, 1999-01  
 Cate, George, 1966-67  
 Cather, Mike, 1991-93  
 Cey, Dan, 1994-96  
 Chai, Wayne, 1987  
 Charron, Craig, 1981  
 Chiono, Dave, 1981-82, 84  
 Cholowsky, Dan, 1989-91  
 Clapinski, Chris, 1990-92  
 Clayton, Doug, 1947  
 Coburn, Gary, 1966-67  
 Coffman, Ron, 1972-73  
 Colburn, Tom, 1977-80  
 Collar, Matt, 1992, 94-95  
 Colton, Larry, 1962-64  
 Comeaux, Eddie, 1992-94  
 Conley, Ben, 1999, 01-03  
 Conner, Bren, 1983-84  
 Conroy, Steve, 1979-80  
 Cook, Brent, 2000-01  
 Cooper, David, 2007-08  
 Cooper, Michael, 2005-06  
 Cooper, Tom, 1963-64, 66  
 Corcoran, Jim, 1969-70  
 Corona, Pete, 1950-51  
 Corral, Fred, 1987-88  
 Correa, John, 1987-88  
 Cosso, Lou, 1964  
 Cowan, Bucky, 1951  
 Cox, John, 1982-83  
 Craig, Allen, 2003-06  
 Crew, Jim, 1951-52  
 Crist, Kyle, 2003-04  
 Cronin, Tim, 1947-49  
 Crudele, Anthony, 1987-88  
 Crume, Chris, 1986-87  
 Crow, Dan, 1990  
 Cuccias, Jon, 1997-00

Cummings, Neil, 1972-74  
 Cutler, Charlie, 2007-08

## -D-

Dahlen, Case, 2007  
 Dalton, Dennis, 1967-69  
 Danielson, Don, 1948-49  
 Dash, Rich, 1965  
 Davies, Al, 1949-51  
 Deaver, Dan, 1981-83  
 DeForest, Craig, 1965  
 DeJardin, Brad, 1987-89  
 De La Rosa, Kurt, 2008  
 Del Carlo, Ray, 1971-72  
 Dennis, Jason, 1998-99, 01  
 Derdivanis, John, 1953-55  
 Derian, Steve, 1973-74  
 Destefano, Pete, 1997  
 Dexter, Chuck, 1958  
 Diamond, Al, 1963-65  
 Dito, Ken, 1959  
 Dodson, Don, 1949-51  
 Dowd, Derek, 1991  
 Dowling, Dave, 1962-63  
 Dragicevich, Jeff, 2001-04  
 Draheim, Dave, 1958  
 Drake, Dick, 1953  
 Drese, Ryan, 1995, 98  
 Driscoll, Don, 1978-80  
 Duffy, Brian, 1977-80  
 Dufour, Glenn, 1947  
 Dunlap, Tex, 1975  
 Dworkis, Eric, 2005  
 Dyer, Paul, 1972-73

## -E-

Economos, Peter, 1994-96  
 Eichelberger, Juan, 1973-  
 74  
 Einspahr, Matt, 2003-05  
 Eldredge, Ted, 1985-87  
 Elliott, Kim, 1957-59  
 Elliott, Robert, 1954  
 Ellis, Dave, 1987  
 Ellis, Scot, 1975-76  
 Ellison, Paul, 1987  
 Eppard, Jim, 1981-82  
 Epps, Jon, 1963-64  
 Epstein, Mike, 1963-64  
 Erb, Charley, 1948  
 Erickson, Travis, 2008  
 Ernst, Neil, 1970  
 Errecart, Chris, 2004-06  
 Esposito, Nick, 1982-83  
 Evans, Jason, 1990  
 Evans, Keith, 1994-96  
 Evans, Ray, 1963-65

## -F-

Facione, Chris, 1990  
 Falk, Ted, 1958, 60  
 Farmer, Scott, 1985-86  
 Fattarsi, Tony, 1966-67  
 Ferguson, Dane, 2007  
 Ferran, Bill, 1976-77  
 Finney, Ira, 1947, 49  
 Fiscalini, Jim, 1948-49  
 Fiscalini, John, 1946-48  
 Fischer, Drew, 1994-97  
**Fitzgerald, Todd, 2008**

Flores, Ron, 1989-90  
 Fondersmith, Pete, 1987-88  
 Forster, Dave, 1971-72  
 Fox, Paul, 1978  
 Franklin, Alex, 1993-95  
 Franklin, Jim, 1970-71  
 Frati, Bob, 1991  
 Frederico, Tom, 1976  
 Freer, Ken, 1981-82  
 Frets, Bart, 1987-88  
 Frost, Bill, 1965-66  
 Fuller, Aaron, 1990-93  
 Furstenthal, John, 1994-97

## -G-

Gaggero, Joe, 1952-55  
 Gaggero, Ron, 1955-57  
 Gardner, Mark, 1997  
 Garfin, Dan, 1997-98  
 Gear, Bill, 1950  
 Gee, Craig, 1993, 96  
 Geiger, Doug, 1977  
 Gerlach, Tim, 1979-80  
 Gianulias, Gus, 1956, 58-59  
 Gibbons, Chris, 1982-83  
 Gifford, Ben, 1999  
 Gill, Gordon, 1953-54  
 Gillon, Bob, 1951-52  
 Gilmore, Bill, 1953  
 Gleason, Don, 1953  
 Gleed, Jeff, 1975-77  
 Glines, Dan, 1952  
 Goff, Jerry, 1984-86  
 Goemann, Reed, 1996-97  
 Gold, Adam, 2004-05  
 Gordnier, Aaron, 1995-98  
 Gordon, Stu, 1961-62  
 Gorgen, Matt, 2006-08  
**Gorman, Rich, 2008**  
 Granger, Dave, 1980-81  
 Gratenhuis, Merrill, 1951  
 Graves, Tom, 1960, 62  
 Greene, Ray, 1951-53  
 Greene, Terry, 1981-83  
 Gregg, Roger, 1957-59  
 Grigsby, Taylor, 2007  
 Gross, Arthur, 2002  
 Grossman, Chris, 2001,  
 03-04  
 Guinn, Brian, 1981-83

## -H-

Hagen, Dave, 1968-69  
 Hale, Brent, 2002  
 Hall, Jim, 1951-52  
 Hanlon, Ryan, 2007  
 Hansen, Matt, 1990-92  
 Harger, Rich, 1983-86  
 Haro, John, 1971-72  
 Harris, Alec, 2006  
 Harrison, Bill, 1963-64  
 Harrison, Mike, 1989-91  
 Hartman, Doug, 1978  
 Harwood, Bud, 1948-49  
 Hashimoto, Dean, 1991-92  
 Hawkins, Bill, 1980-83  
 Hawley, Mitch, 1978-81  
 Heffernon, Mike, 1977, 79  
 Heil, Dave, 1953-54  
 Heinrichs, Terry, 1962

Henderson, Bob, 1950-52  
 Henderson, Thelton, 1954-55  
 Hengel, Dave, 1981-83  
 Hensley, Chuck, 1978-80  
 Hernandez, Gary, 1971-72  
 Hernandez, Juan, 1997-99  
 Herrera, Junior, 1987  
 Hewitt, Charles, 1960-62  
 Hickerson, Tim, 1975-77  
 Hill, Jason, 1996-98  
 Hinton, Jerry, 1952-53  
 Hodgins, Mike, 1973-74  
 Holder, James, 2003-05  
 Hooper, Randy, 1972-74  
 Hoover, Clint, 1998-01  
 Hoover, Dick, 1963  
 Horton, LaVerne, 1947  
 Horwitz, Brian, 2001-04  
 House, John, 1981-83  
 Hovatter, Tim, 1984  
 Howe, Jim, 1949-50  
 Howell, Travis, 2005  
 Huddleston, Hugh, 1951  
 Hughes, John, 1973-74  
 Hughes, John, 1977-78  
 Hutchinson, Trevor, 1999-  
 02  
 Hylton, Doug, 1986

## -I-

Ingebretson, Bob, 1960-62  
 Ingebretson, Gary, 1962-64  
 Ingersoll, Sandy, 1967-68  
 Ingram, Jesse, 2002-03

## -J-

**Jackson, Brett, 2007-08**  
 Jackson, Conor, 2001-03  
 Jackson, John, 1968-69  
 Jaeger, Joe, 1956  
 Jauregui, Mike, 1961-63  
 Jensen, Andy, 1997  
 Jensen, Jack, 1947, 49  
 Jessen, Rob, 1979-80  
 Jester, Tim, 1984-85  
 Johnson, Bob, 1948  
 Johnson, Bruce, 1979-82  
 Johnson, Curtis, 1997-99  
 Johnson, Dave, 1977-79  
 Johnson, Gary, 1995-96  
 Johnson, Kevin, 1997,  
 99-00  
 Johnson, Marshall, 1975-76  
 Johnson, Neil, 1950  
 Johnson, Richard, 1960-61  
 Jones, Bob, 1948-50  
 Juhas, Mark, 1987-90  
 Justl, Wayne, 1982

## -K-

Kaia, Steve, 1978-79  
 Kahlon, Bobby, 1993-94  
 Kahoalii, Creighton, 2001  
 Kalamaras, John, 1955-56  
 Kane, Kevin, 1977  
 Karnofsky, Jordan, 2007  
 Kearney, Kevin, 1975-76  
 Kelley, Bernie, 1956-57  
 Kent, Jeff, 1987-89  
 Kenworthy, Tim, 1975-76

Keough, Tom, 1951-53  
 King, Jerry, 1961-63  
 Kirkpatrick, Bill, 1968  
 Kloser, Dave, 1984  
 Knapp, Mike, 1985-86  
**Kobernus, Jeff, 2007-08**  
 Konecky, Rich, 1959-60  
 Konishi, Chad, 1990-93  
 Koski, Mike, 1971  
 Kowalishen, Larry, 1975-76  
 Kraft, Ed, 1956-57  
 Krichman, Pete, 1952-53  
 Kritscher, Mike, 1964  
 Kuehl, John, 1988  
 Kurkjian, Chuck, 1970-71  
 Kyte, Al, 1954-56

**-L-**

Lacki, Steve, 1972  
 Land, Doug, 1978-79  
 Larner, Dick, 1947  
 Lavorel, Warren, 1955-57  
 Lawn, Mike, 1990-91  
 Leatherwood, Bob, 1966-67  
 Lee, Don, 1949-50  
 Leoni, Charlie, 1973  
 Lewis, Darren, 1988  
 Lewis, Dee, 1960-62  
 Lewis, Ivan, 1994-97  
 Lewis, Nick, 1985  
 Liebzeit, Bob, 1983-84  
 Liepman, Ben, 2006  
 Lindquist, Eric, 1971  
 Lindsten, Mike, 1983  
 Little, Gene, 1974-75  
 Lotter, Willard, 1947  
 Louie, Donald, 1960-61  
 Lovett, John, 1964  
 Lubner, Ryan, 2000-01  
 Lucero, Joe, 1958  
 Ludwick, Eric, 1991-92  
 Lufkin, Dan, 1962  
 Luke, Matt, 1990-92  
 Luzar, Jerry, 1967

**-M-**

Maas, Kevin, 1984-86  
 Mackay, Jack, 1952-54  
 Maddox, Leland, 1982-85  
 Magnuson, Jim, 1967  
 Mainini, Scott, 1993-95  
 Maire, Ken, 1993  
 Maloney, John, 1978-79  
 Mann, Ernie, 1947  
 Mascarin, Ed, 1958  
 Masters, Dave, 1985  
 Mathews, Al, 1951-53  
 Mathews, Bill, 1966  
 Mathews, Mike, 1985, 87-89  
 Mattox, Frank, 1981-84  
 Maurino, Ed, 1973-74  
 Mayer, Ed, 1951-52  
 Mayo, Todd, 1986-89  
 McAlone, Tom, 1967-69  
 McCaffrey, Bryan, 1995  
 McCarn, Jerry, 1963-64  
 McClain, Cliff, 1946-48  
 McClain, Greg, 1982-84  
 McCormick, Cody, 1993-95  
 McFerrin, Chuck, 1962  
 McGarrey, Tom, 1959-60  
 McGonigal, Kerry, 1996  
 McInerny, Dan, 1978-80

McIntire, Ralph, 1948  
 McNinch, Syl, 1950-51  
 Medrano, Nick, 2000-03  
 Meisner, Roy, 1971-72  
 Melton, Bob, 1947  
 Melvin, Bob, 1980  
 Mergenthaler, Andy, 1983  
 Merlo, Frank, 1954  
 Messersmith, Andy, 1965-66  
 Meyer, Rob, 1998-01  
 Milano, Bob, 1960-61  
 Milano, Ed, 1951  
**Miller, Kevin, 2008**  
 Miller, Mike, 1995-96  
 Millinich, Bob, 1959-61  
 Miloslavich, David, 1977  
 Mindell, Al, 1962-63  
 Miskinnis, Joe, 1959  
 Mitchell, John, 1953-54  
 Mitchell, Les, 1954-55  
 Monachino, Jim, 1950  
 Monroe, Bill, 1953  
 Monroe, Don, 1949-51  
 Montalbo, Brian, 2001-03  
 Montgomery, Jerry, 1959-60  
 Moore, Doak, 1971-72  
 Moore, Mike, 1983  
 Morehouse, Scott, 1987-88, 91  
 Moresco, Don, 1969-71  
 Morris, Vince, 1977-78  
 Morrow, Brandon, 2006  
 Mortola, Rich, 1964  
 Morton, Craig, 1963-64  
 Muhlethaler, Mike, 1988-90  
 Munoz, Cass, 1951-53  
 Munster, Brett, 2004, 06-07  
 Murphy, Scott, 1968  
 Murray, Tony, 1968-70  
 Myers, Dave, 1962-64

**-N-**

Nady, Xavier, 1998-00  
 Nelson, Justin, 2002-04  
 Nelson, Ken, 1970-72  
 Nesbitt, Rob, 2006  
 Neumann, Reid, 1989-92  
 Newell, Roger, 1971  
 Newman, Gale, 1966-67  
 Newton, Glenn, 1980  
 Nicholson, David, 2002-04  
 Nickle, Doug, 1995-97  
 Nielson, Pete, 1971  
 Nishihita, Bill, 1951  
 Noakes, Mike, 1959-61  
 Nunez, Nick, 2007  
 Nusser, Don, 1954-55  
 Nye, Rich, 1964-66

**-O-**

Oakley, Bill, 1960-62  
 O'Brien, Tim, 1993-94  
 O'Dell, Bob, 1947-49  
 O'Hara, Pat, 1995  
 Ohland, Steve, 1970-71  
 Oliver, Brian, 1996-98  
 Ortner, Paul, 1956  
 Oxsen, Hal, 1949

**-P-**

Padgett, Mike, 2003-04  
 Palfalvi, Mark, 1992-93  
 Palma, Tom, 1956-58  
 Palmer, Lyle, 1946-48  
 Panagotacos, Gus, 1998  
 Papike, Rich, 1967-68  
 Parker, Roy, 1950  
 Parks, Ted, 1966  
 Pastor, Dave, 1984-86  
 Patterson, Len, 1976-77  
 Payne, Matt, 2002  
 Pearce, Drew, 1993-94  
 Peedama, George, 1950-51  
 Penix, Troy, 1990-92  
 Peretti, Jim, 1974-75  
 Pestano, Jason, 1993-94  
 Pestorich, Mike, 1975  
 Petke, Jonathan, 1993-96  
 Petke, Sam, 1999-00  
**Petrini, Chris, 2006, 08**  
 Piona, Bill, 1974-76  
 Piper, Paul, 1956-58  
**Pistoresi, Stephen, 2008**  
 Pitau, Vernon, 1952  
 Plumley, Charlie, 1986  
 Pollock, Ed, 1955  
 Pollock, Tom, 1952-54  
 Poovey, Butch, 1974-75  
 Prater, Glenn, 1980-81  
 Price, Bryan, 1981-84  
 Puccinelli, Bob, 1957-59  
 Pumar, Gil, 1970-71

**-Q-**

Quiroga, Jaime, 1995-96  
 Quontamatteo, Tom, 1964

**-R-**

Rael, Tito, 1975-76  
 Ramos, John, 1947  
 Raymond, Roy, 1956  
 Read, Blake, 2001, 04  
 Reagan, Garry, 1969-70  
 Rebelo, John, 1961-62  
 Rebuschatis, Bob, 1966, 68-69  
 Reiches, Brad, 1982-83  
 Reynolds, Al, 1956-57  
 Rianda, Jason, 1995-96  
 Richardson, Joe, 1958  
 Riddell, Cary, 1974-75  
 Roberts, Bruce, 1967  
 Robertson, Ryan, 1998  
 Robinson, Earl, 1956-57  
 Roden, Stan, 1962  
 Rohde, Raymond, 1960  
 Rollin, Alex, 2007-08  
 Ronk, Jeff, 1980-81  
 Rosen, Leonard, 1953  
 Rosenthal, Sam, 1947  
 Ross, Tyson, 2006-08  
 Russell, Rennie, 1959

**-S-**

Sagisi, Nelson, 1975-76  
 Sakamoto, Haruo, 1967  
 Sakamoto, Ross, 1984-85, 87  
 Salazar, Daniel, 1961  
 Sampson, Mark, 1985-86  
 Sanclemente, Ed, 1947-48  
 Sark, David, 1998-00

Sarver, Charley, 1949  
 Satin, Josh, 2005-08  
 Sauer, Hank, 1973-74  
 Saunders, Chris, 1990  
 Scarpelli, Kevin, 1960-61  
 Schabarum, Pete, 1950  
 Schafer, James, 1954  
 Schiedermayer, Steve, 1973-75  
 Schmidt, Jim, 1996-97  
 Schmidt, John, 1977  
 Schock, Will, 1983-85, 87  
 Schofield, Bill, 1969-70  
 Scott, Brian, 1988-89  
 Selvitella, Jim, 1977-80  
 Serena, Joe, 1973-74  
 Settle, Ted, 1958-60  
 Sharp, Preston, 1997, 99  
 Shaw, John, 1964-65  
 Shinen, Bill, 1968-69  
 Shirley, Jon, 1997-00  
 Shone, Rocky, 1970-71  
 Silverman, Bob, 1976-78  
 Silverstein, Jerry, 1948-50  
 Simpson, Bernie, 1956-58  
 Slack, Bill, 1954  
**Smith, Blake, 2007-08**  
 Smith, Brad, 2000-01, 03  
 Smith, Frank, 1966-68  
 Smith, Greg, 1976  
 Smith, Steve, 1964, 66  
 Spears, Ricky, 1993-95  
 Speck, Mickey, 1984-85  
 Spraker, Kyle, 2005  
 Sproul, Andrew, 1998-01  
 Stafford, Dave, 1988, 90  
 Stagnaro, Andy, 1950-51  
 Stang, Gene, 1956  
 Stark, Derek, 1987-89  
 Stark, Justin, 1992-94  
 Steele, Brad, 1997-00  
 Sterling, George, 1957-58  
 Sternberg, Steve, 1964  
 Stevens, Roger, 1966  
 Stewart, John, 1956  
 Stigge, Terry, 1977-78  
 Stokols, Eli, 2001  
 Stone, Rob, 1992, 94-95  
 Stowell, Doug, 1955  
 Sullivan, John, 1963  
 Sullivan, Leo, 1950  
 Sumner, Ryland, 1996-97  
 Swanson, Matt, 2004-05  
 Swick, Aaron, 2005

**-T-**

Talbott, Travis, 2003-05  
 Tarpley, Andy, 1992-94  
 Tarpley, Tim, 1964-65  
 Tate, Gene, 1971-72  
 Tate, Harry, 1970  
 Taylor, Mike, 1965  
 Tellis, Greg, 1969-70  
 Tess, Nick, 2008  
 Texdahl, Dave, 1968-69  
 Thomas, Brett, 2008  
 Thomas, Don, 1972-73  
 Thomas, John, 1974-75  
 Thompson, Chuck, 1957-58  
 Thorne, Hugh, 1977  
 Thys, Greg, 1977-79  
 Todoroff, Joe, 2003  
 Tonis, Mike, 1998-00  
 Toomey, Matt, 1991-94

**Tonneson, Dylan, 2008**  
 Toro, Brandon, 1993  
 Trafton, Alex, 2005-06  
 Trainor, Mike, 1985  
 Tronstein, Don, 1953-55  
 Truax, Dan, 1985-86  
 Trump, Dan, 1988, 90-92  
 Tulk, Bobby, 1972-74

**-V-**

Van Coops, Tony, 1975-76  
 Van Houten, Pete, 1955  
 Van Winden, Mike, 2005-07  
 Varrelmann, Darrel, 1981-82  
 Vice, Darryl, 1987-89  
 Vitatoe, Jerry, 1970-71  
 Vorhis, Jim, 1995-98

**-W-**

Waddell, Tyler, 2008  
 Walker, Don, 1953-55  
 Walker, Tyler, 1996-97  
 Walton, Ron, 1976-77  
 Warrecker, Willy, 1988-89  
 Warzecka, Greg, 1972-73  
 Watts, Buddy, 1984-85  
 Wayne, Ron, 1970  
 Weeks, Doug, 1952, 55  
 Weems, Roger, 1990  
 Weiner, David, 2000, 02, 04  
 Weise, Dave, 1964  
 Weiss, Doug, 1955-57  
 Weiss, Jeff, 1983-86  
 Weldon, Mike, 1955-56  
 Wendell, Robert, 1961  
 Westmoreland, Claude, 1973  
 White, Carson, 2001-02  
 White, John, 1952  
 White, Mike, 1958-60  
 Wickersham, Mike, 1964-66  
 Wiedeman, Ken, 1968-69  
 Wierzbowski, Joe, 1965  
 Wilcox, Don, 1968-70  
 Williams, Jason, 1999-00  
 Williams, Joe, 1976-77  
 Willis, Travis, 1987-89  
 Wilson, Murray, 1975-76  
 Wirth, Bill, 1954  
**Wolford, Daniel, 2008**  
 Wolger, Mike, 1994-95  
 Wood, Kelly, 1979-80  
 Woodall, Brent, 1992-93  
 Wortham, Andy, 1983-86  
 Wyman, Spencer, 2001

**-Y-**

Yamor, George, 1947-48  
 Yengoyan, David, 1997  
 Young, Charlie, 1979

**-Z-**

Zahn, Mike, 1981-84  
 Zalasky, Pat, 1990  
 Zuber, Jon, 1989-92  
 Zunino, Gary, 1979  
 Zunino, Greg, 1978-81

***Bold** denotes current athlete*



# MEDIA INFORMATION

**CREDENTIALS:** Working press credentials can be obtained by e-mailing or calling Scott Ball, Baseball Media Relations Director at sball@berkeley.edu or (510) 643-1741. The best time to call head coach David Esquer is from 9:00 a.m. - 12 noon. His phone number at the baseball office is (510) 643-6006. Esquer and the Cal players will be available for interviews following each home and away games.

**PAC-10 INFORMATION:** Information regarding baseball in the Pacific-10 Conference can be obtained by contacting the Conference office in Walnut Creek, Calif. The phone number is (925) 932-4411. The mailing address is Pacific-10 Conference, 1350 Treat Blvd., Suite 500, Walnut Creek, Calif. 94597. The Pac-10 website is www.pac-10.org.

**MEDIA RELATIONS OFFICE:** The California Media Relations Offices are located on the third floor of Haas Pavilion on the west side of the building. Access to the media relations offices is from the elevator location at the northwest corner of the Haas Pavilion first floor.

**TICKET INFORMATION:** Ticket prices for each of the Bears games are \$8. Students who have a student ID card will be admitted

free to all of Cal's home games. The Ticket Window at Evans Diamond will open one hour prior to game time. For ticket information, call 1-800-GO BEARS.

**TELEPHONES:** All requests for media phone lines in the Evans Diamond press box should be directed to the Telecommunications Office on the Cal campus. That phone number is (510) 642-8080. Please make any arrangements well in advance.

**DIRECTIONS TO EVANS DIAMOND:** Evans Diamond is located between Haas Pavilion and the Edwards Track Stadium on the Berkeley campus. From San Francisco, take the Bay Bridge and take Hwy. 880 East. Exit at Ashby Avenue and head east. Continue up Ashby to Telegraph Avenue. Make a left turn on Telegraph and proceed north until it dead ends at Bancroft Way. Turn left and go one block to Dana. Evans Diamond is located just on the other side of Haas Pavilion.

From Contra Costa County, take Highway 24 towards San Francisco. Exit at Telegraph Avenue and proceed north until it dead ends at Bancroft. Turn left and go one block to Dana. Enter campus at Haas Pavilion. Walk around the Pavilion and Evans Diamond will be on your left.

From Alameda and Santa Clara counties take Hwy. 880 north. Exit at Ashby and head

east. Continue up Ashby to Telegraph. Make a left on Telegraph and proceed until it dead ends at Bancroft Way. Turn left and go one block to Dana. Once again, Evans Diamond will be on the south side of Haas Pavilion.

## HELPFUL SERVICES

### AIRLINES

American .....	800-433-7300
Alaska .....	800-426-0333
United .....	800-241-6522
American West .....	800-235-9292
US Air .....	800-428-4322
Southwest .....	800-435-9792
Delta .....	800-221-1212

### LOCAL HOTELS

Berkeley Marina DoubleTree (200 Marina Blvd.) .....	548-7920
Claremont Hotel (41 Tunnel Road) .....	843-3000
Hotel Durant (2600 Durant Ave.) .....	845-8981
Shattuck Hotel (2086 Allston Way) .....	845-7300
Holiday Inn - Emeryville (1800 Powell) .....	658-9300
Hyatt-Downtown Oakland (1300 Broadway) .....	893-1234
Clarion (455 Hegenberger) .....	562-6100

### TAXICABS

Yellow Cab .....	444-1234
Friendly Cab .....	536-3000
Yellow Checker .....	527-8294

### RESTAURANTS - BERKELEY

Spenger's Fish Grotto (1919 Fourth Street) .....	845-7771
Blakes (2367 Telegraph Avenue) .....	848-0886
Santa Fe Bar & Grill (1310 University Avenue) .....	841-4740
Chez Panisse (1517 Shattuck Avenue) .....	548-5529
Juan's Place (941 Carleton Street) .....	845-6904
Skates on the Bay (100 Seawall) .....	549-1900
China Station (700 University Avenue) .....	548-7880

### TELEPHONE SERVICE

Telecommunications Office (campus) ...	642-8080
Pacific Bell .....	545-7355

*Note: Area codes are 510 unless specified*

## 2009 CAL BASEBALL TRAVEL INFORMATION

<b>At Long Beach State (Feb. 26-March 1):</b> .....	Courtyard Marriott (310-337-8070)
<b>At Arkansas (March 5-8):</b> .....	Cosmopolitan Hotel (479-442-5555)
<b>At Oklahoma (March 8-9):</b> .....	Embassy Suites (405-364-8040)
<b>At Oregon State (April 2-5):</b> .....	Salbasgeon Suites (541-753-4320)
<b>At Washington (April 8-11):</b> .....	Silver Cloud (206-526-5200)
<b>At Arizona (April 30-May 3):</b> .....	Viscount Suites (520-745-6500)
<b>At UCLA (May 7-10):</b> .....	Courtyard Marriott, Marina del Rey (310-822-8555)

### NEWSPAPERS

**Associated Press**  
Greg Beacham (SE)  
1390 Market #318  
San Francisco, Calif. 94102  
(415) 495-1708  
Fax: 495-4967  
Website: www.sp.org

**Bay Area Newspaper Group**  
(Contra Costa Times, Oakland Tribune)  
Tom Barnidge (SE)  
P.O. Box 5088  
Walnut Creek, Calif. 94596  
(925) 943-8261  
Fax: 930-6150  
Website: www.cctimes.com

### PRIMARY MEDIA OUTLETS

**Daily Californian (Student)**  
Sports Editor  
Eshleman Hall  
Berkeley, Calif. 94720  
(510) 548-8300  
Fax: 849-2803  
Website: www.dailycal.org

**San Francisco Chronicle**  
Glenn Schwarz (SE)  
901 Mission Street  
San Francisco, Calif. 94103  
(415) 777-7201  
Fax: 543-3754  
Website: www.sfgate.com

### RADIO

KALX Radio (90.7 FM)  
(Cal Student Radio)  
26 Barrows Hall #5650  
Berkeley, Calif. 94720  
(510) 642-1111  
Fax: 642-9715  
Website: kalx.berkeley.edu

### MISCELLANEOUS

Media Relations Office  
University of California  
355 Haas Pavilion  
Berkeley, Calif. 94720  
(510) 642-5363  
Fax: 643-7778  
Website: www.calbears.com

**Athletic Ticket Office**  
University of California  
2223 Fulton Ave.  
Berkeley, Calif. 94720  
800-GO-BEARS  
(510) 64-BEARS

**Cal Baseball Office**  
University of California  
66 Haas Pavilion  
Berkeley, Calif. 94720  
(510) 643-6006  
Fax: 643-0250

**Pacific-10 Conference**  
Jim Muldoon, PR Director  
Dave Hirsch,  
Asst. PR Director  
1350 Treat Blvd., Suite 500  
Walnut Creek, Calif. 94597  
(925) 932-4411  
Fax: 932-4601  
Website: www.pac-10.org



## EVANS DIAMOND



**Evans Diamond, a 2,500-seat, natural grass field named after legendary California baseball coach Clint Evans, provides fans one of the most enjoyable collegiate baseball experiences.**

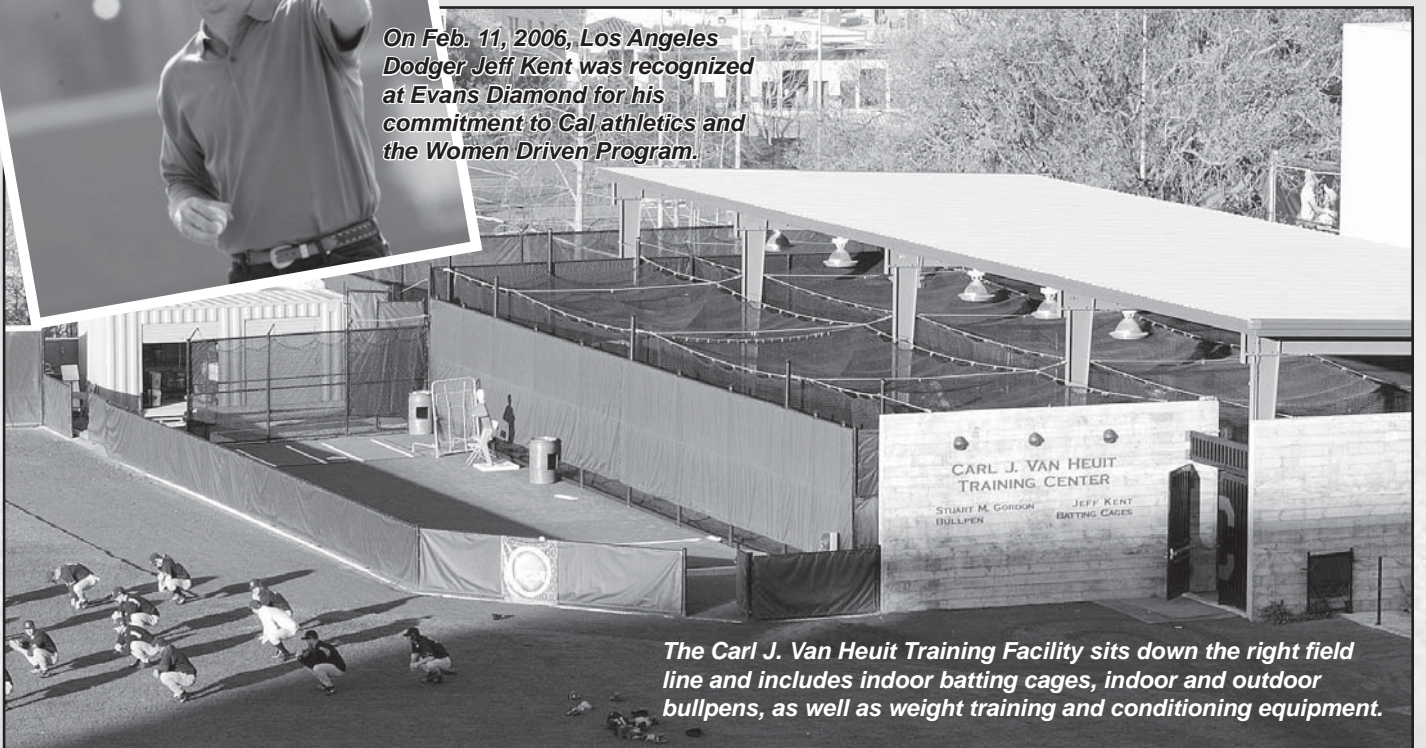
One of the most picturesque and unique college baseball facilities in the nation is Evans Diamond, which has served as home of the Golden Bear baseball team since 1933.

Fans enjoyed changes in Evans Diamond in 2006, as construction was completed on the Carl J. Van Heuit Training Facility, a new patio area and grass bank was situated along the left field line, plus artwork, sponsored by Truitt and White, now graces the back of Edwards Track Stadium and the Recreational Sports Facility. The Carl J. Van Heuit Training Facility, named after the former Cal football Hall of Famer who was a

staunch supporter of the Bears' baseball program, provides the team with indoor batting cages (Jeff Kent Batting Cages), indoor and outdoor bullpens (Stuart Gordon Bullpens), as well as weight training and conditioning equipment. The graphics on the RSF wall are of former Cal standouts Chuck Hensley, Rod Booker, Lance Blankenship, Jon Zuber, Matt Luke, Bobby Kahlon, Xavier Nady and Conor Jackson.



*On Feb. 11, 2006, Los Angeles Dodger Jeff Kent was recognized at Evans Diamond for his commitment to Cal athletics and the Women Driven Program.*



**The Carl J. Van Heuit Training Facility sits down the right field line and includes indoor batting cages, indoor and outdoor bullpens, as well as weight training and conditioning equipment.**

*Evans Diamond sits adjacent to Haas Pavilion (right), home to several Golden Bear sport programs, as well as administrative offices, including the Cal baseball offices and locker room.*



Evans Diamond's received a field facelift in the fall of 1992 at a cost of \$275,000, which was completely paid for by Cal alums. RNT Landscaping of San Leandro, Calif. completed the renovation of the Evans Diamond playing surface, which included leveling the field, installing a new drainage system, replacing both the infield and outfield grass and placing a warning track around the entire field.

Originally part of Edwards Field, named in the memory of Colonel George C. Edwards, Evans Diamond was named after legendary Cal baseball coach Clint Evans, who served as the Bears' head coach from 1930-54, leading the Bears to first-ever College World Series title in 1947.

The playing surface at Evans Diamond features natural grass, along with a mixture of clay and crushed cinder infield surface. The outfield measurements at Evans are 320 feet down the lines, 365 to the power

alleys and 395 to center field. The seating capacity is 2,500.



Evans Diamond is located on the southwest corner of campus, between Edwards/Goldman Field Track Stadium, Haas Pavilion

and the Recreational Sports Facility. The easiest access to the field is off Cross Campus Road (Frank Schlessinger Way), which intersects Oxford Avenue near the north end of the track stadium.



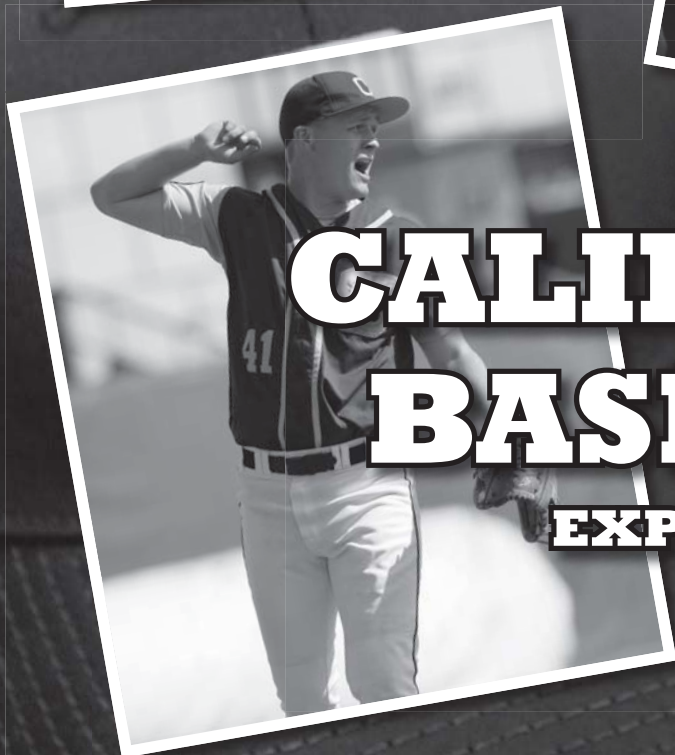
*Amenities at Evans Diamond include large banners behind the left field wall (left) honoring Cal All-Americans. Just over the center and right field walls (above), flags represent each member of the Pacific-10 Conference and additional banners attached to the east wall of neighboring Edwards Stadium display images of past players and action from the home of Golden Bear baseball.*

# GOLDEN BEARS at AT&T PARK



*On April 25, 2006, California baseball had the opportunity to compete against the University of San Francisco in the inaugural Dante Benedetti Classic at AT&T Park, home of the San Francisco Giants. The Golden Bears also competed in the Dante Benedetti Classic last season on April 1, 2008.*





**THE**  
**CALIFORNIA**  
**BASEBALL**  
**EXPERIENCE**



# Winning...



*Nathan Adrian  
Men's Swimming & Diving  
2008 Olympic Gold Medalist*



*Natalie Coughlin  
Women's Swimming & Diving  
11-Time Olympic Medalist*

## RECENT TEAM NATIONAL CHAMPIONS



**2002 SOFTBALL**



**2004 MEN'S GOLF**



**2006 WOMEN'S CREW**

## CURRENT CONFERENCE CHAMPIONS

*Brandon Morrow  
Baseball  
2006 All-Pac-10  
Fifth player selected  
Major-League Draft*



**2007 MEN'S SOCCER  
Pac-10 Champions**



**2008 WOMEN'S CREW  
Pac-10 Champions**



California

**Katie Morgan**  
Outdoor Track & Field  
2008 NCAA Champion  
Pole Vault

**Tim McNeill**  
Men's Gymnastics  
2007, 2008 NCAA Champion  
Parallel Bars and  
Pommel Horse

**Alysia Johnson**  
Women's Indoor and Outdoor  
Track & Field  
2007 NCAA Champion  
800 m

**Dana Vollmer**  
Women's Swimming & Diving  
2007 NCAA Champion  
100 Butterfly

**Patrick O'Neil**  
Men's Swimming & Diving  
2007 NCAA Champion  
200 Butterfly

...is a Cal tradition!




2008 FRESHMEN-8 MEN'S CREW



2007 MEN'S WATER POLO




2008 RUGBY



**Andrew Jacobson**  
Men's Soccer  
2007 Pac-10  
Co-Player of the Year



**Angie Pressey**  
Volleyball  
2006 & 2007 AVCA All-American  
Four-time All-Pac-10



**Marshawn Lynch**  
Football  
2006 Pac-10 Conference  
Offensive Player of the Year



**Susie Babos**  
Women's Tennis  
2006 & 2007 All-American Championship  
Singles Champion  
2006 NCAA Singles Champion  
Five-time ITA All-American  
(two singles, three doubles)


# BERKELEY AND THE BAY AREA

The San Francisco Bay Area is a major metropolitan area of approximately six million people and one of the most scenic regions in the United States. The Bay Area includes the major cities of San Francisco and Oakland, as well as Berkeley, home of the world-renowned University of California. Just south is the city of San Jose and the Silicon Valley, home to many of the world's high-tech companies. The Bay Area also lies within easy driving distance of the high Sierra resorts of Lake Tahoe and Yosemite, the Monterey/Carmel peninsula, the world-famous Napa wine country, and the spectacular Mendocino Coast.

Everyone knows "The City" - San Francisco - from countless photographs, movies and television shows that capture its magic. It is a city built on a series of more than 40 hills, offering panoramic views of every kind. The hub of a nine-county complex and the financial and insurance capital of the world, San Francisco has a resident population of about 740,000. San Francisco is situated on a 46.6 square-mile peninsula bounded on the west by the Pacific Ocean, on the north by the

Golden Gate strait, and from north to east by the San Francisco Bay. The City has been named the world's top city twice and the top city in the U.S. in 17 of the last 18 years by *Condé Nast Traveler*.

The San Francisco Bay is spanned by two landmarks, the Golden Gate and San Francisco-Oakland Bay bridges, and graced by four islands: Alcatraz, Angel, Yerba Buena and Treasure. The area is easily navigated by car, BART (Bay Area Rapid Transit), bus or ferry, making it easily accessible to all.




## TOP CITIES IN THE WORLD

1. Sydney, Australia
2. **San Francisco, CA**
3. Florence, Italy
4. Cape Town, S. Africa
5. Rome, Italy
6. Bangkok, Thailand
7. New York City, NY
8. Buenos Aires, Argentina
9. Damascus, Syria


Source: *Condé Nast Traveler*, 2007 Readers' Choice Awards



# OAKLAND



# SAN FRANCISCO



**L**ocated across the Bay Bridge from San Francisco, Oakland is a city of 400,000, jam-packed with exciting attractions, stimulating arts, and an ideal climate. Oakland's charm exceeds its man-made wonders, as its tumbling hills, vast forests, hiking and riding trails, beautiful lakes and numerous parks provide a natural escape for those who prefer nature over an urban environment.

Berkeley, just a 12-mile drive from San Francisco, is situated on 18.8 square miles with a population of 103,000 people. A study in contrasts, Berkeley is a small town with a big-city character. With its world-renowned university, global population and rich diversity of cultural arts, Berkeley reflects and affects the rest of the country.

Sports fans can see it all in the Bay Area - professional football (San Francisco 49ers, Oakland Raiders), professional basketball (Golden State Warriors), professional baseball (San Francisco Giants, Oakland Athletics), professional hockey (San Jose Sharks), and outstanding collegiate competition.

*Sources: S.F. Convention and Visitors Bureaus, Oakland Convention & Visitors Authority, Berkeley Convention and Visitors Bureau, and the California Trade and Commerce Agency.*

## WE'RE NO. 1!

- *Money* magazine (2007) chose San Francisco as "the best place to live" among the 300 biggest U.S. metropolitan areas.
- A special report posted on *Forbes.com* (May 2008) ranked San Francisco as America's "best city for the outdoors."
- San Francisco bested Seattle as the fittest of America's most populous cities according to a report by the American College of Sports Medicine (May 2008).
- Readers of *Travel & Leisure* magazine (2006) selected San Francisco as their favorite city in the world thanks to its "red-hot restaurant scene and booming economy."
- San Francisco is rated the No. 1 city in the U.S. by *Condé Nast Traveler* (October 2007)

# YOSEMITE NATIONAL PARK



### SIMPLY THE BEST


**T**here is no other way to aptly describe America's top public university. There is no other way to describe one of the elite academic settings in the world – especially one that also includes one of America's most successful athletic departments.

The University of California blends the best of all worlds. Overlooking the scenic San Francisco Bay and ranked as the nation's top public university by the *U.S. News and World Report*, the flagship campus of the state of California also features an athletic program that annually finishes among the leaders in the Directors' Cup standings, which rates the overall success of America's athletic departments.

Cal attracts what many believe to be the finest applicant pool in the United States. The university features a diverse student-body population. The University of California offers 300 degree programs, and 35 of the school's 36 graduate programs are ranked among America's top 10. Cal's 35 programs among the top 10 is No. 1 among all universities in the country, as is its 32 "distinguished" programs, as rated by the National Research Council.

The library is ranked third in the country, as judged by the Association of Research Libraries with 10 million volumes in 32 campus libraries.

The faculty features seven Nobel Laureates, 130 members of the National Academy of Sciences, 28 MacArthur Fellows, 76 Fulbright Scholars, four Pulitzer Prize winners and more Guggenheim Fellows (357) than any other university in America.



Nobel Laureate George Smoot



**AMERICA'S NO. 1 PUBLIC UNIVERSITY BY THE NUMBERS**

**1** Universities With Highest Number of Top 10 Graduate Programs

1. CALIFORNIA
2. Stanford
3. Harvard
4. Princeton
5. MIT

**1** Universities With The Highest Number of "Distinguished Programs"

- |                     |    |
|---------------------|----|
| 1. CALIFORNIA ..... | 32 |
| 2. Stanford .....   | 28 |
| 3. Harvard .....    | 25 |
| 4. Princeton .....  | 24 |
| 5. MIT .....        | 20 |

**1** In the 2004 survey conducted by The Association of Research Libraries, California's library was ranked No. 1 among public schools and third overall, behind only Harvard and Yale.

**TOP PUBLIC UNIVERSITIES**

1. CALIFORNIA
2. Virginia
3. UCLA
4. Michigan
5. North Carolina

Source: U.S. News and World Report

**20** Nobel Laureates  
20 current and former faculty members

**15-1** Student-to-Faculty Ratio


**351** Degree Programs

**3000**

**Service**

The University of California is the only school in the country to have produced more than 3,000 volunteers since the inception of the Peace Corps in 1961.

Photo Credit: Images courtesy of Charles Benton, Ben Blackwell and the Berkeley Art Museum, Jeffrey Kahn and University Relations, the College of Engineering, and Evan Kerr



**ACADEMIC ACHIEVEMENT****ACADEMIC EXCELLENCE  
SHINES THROUGH PERFECT  
GRADUATION RATES UNDER  
COACH DAVID ESQUER**

Since David Esquer became head coach in 2000, the California baseball program has a 100 percent graduation rate for all players who have exhausted their eligibility.

**TUTORIAL PROGRAM**

The tutorial program promotes and enhances student academic skills and progress by providing individual tutoring, group workshops, study groups, credit courses and intensive special programs. The Athletic Study Center has between 50-60 tutors on staff per semester to guarantee that students receive the best possible support. Tutorial sessions are also offered at night, enabling student-athletes to receive help after practices when are able to devote more time to studying.

**ADVISING PROGRAM**

The advising program offers a broad range of services to meet the unique needs of student-athletes, including assistance in understanding and complying with university, college and NCAA requirements, developing time management skills and resolving personal academic issues unique to student-athletes.

During a student-athlete's freshman year, advisors provide assistance to ensure a successful academic transition from high school. In the sophomore year, they assist student-athletes in making decisions on appropriate majors and fields of study. Over the course of the final two years, advisors take more of an exiting approach, ensuring that proper academic progress is being made towards graduation while referring juniors and seniors to areas on or near campus that can help with career planning and development.

**SPECIAL PROGRAMS**

The Athletic Study Center offers a special service called *Summer Bridge*; an adjunct program designed to help ease the transition from high school to college. The primary components of the program include writing and math workshops, an advising workshop, study skills seminars and an evening tutorial program.

Another special program offered is peer advising. Peer advisors provide academic and campus guidance for new intercollegiate student-athletes. They are selected from junior and senior student-athletes who assist in the development of programs to further address the needs of student-athletes.

One of the real success stories for the University of California is the development and growth of a comprehensive academic support program for its student-athletes: the Athletic Study Center.

In 1984, campus officials and athletic department administrators decided that a greater emphasis needed to be placed on helping Cal student-athletes with their academic pursuits. The Athletic Study Center was thus born and charged with developing an academic support program tailored to the needs of NCAA Division I student-athletes. It was a significant development for an academically oriented institution such as Cal to recognize the special needs required for a modern student-athlete's success both as an athletic competitor on the field of play and as a student in the classroom.

**STUDENT-ATHLETE PROGRAM**

The Athletic Study Center, which is housed within the Division of Undergraduate Education, is the tutorial and academic support program for the nearly 1,000 student-athletes at Cal. Centrally located in the Cesar Chavez Student Center, the program provides a spacious and comfortable arboretum for quiet study, separate classrooms for individual and group tutorials, and a computer lab for word processing and required course work.

Geared around the understanding of the amount of time student-athletes must devote to practice, training, physical therapy and team travel, the program creates an environment where students can cultivate strong study habits, receive individual or group tutoring and obtain counseling from academic advisors.

*The strength and conditioning program for Cal Baseball is a comprehensive process which combines modern Olympic platform, aerobic and anaerobic workouts in the Haas Pavilion fitness facility with personalized training to maximize strength, speed, flexibility and overall health.*

An integral part of the Cal Baseball program and its success is the strength and conditioning program, led by Jenna Smith and assistants, who supervise the comprehensive operation for the Golden Bear team. The program's philosophy is geared towards helping each student-athlete achieve the highest level of athletic development.

By teaching how all the components of strength and conditioning fit together, student-athletes understand how to maximize force production. This includes enhancement of speed, strength and flexibility, which results in improved power. Motivating, educating and helping to reach maximum athletic development is the primary focus of the Cal program.

The Cal weight room includes eight Olympic platforms and an array of aerobic and anaerobic equipment. The picturesque facility offers panoramic views of the entire region, including San Francisco and the Bay. The training regimen at Cal is a year-round process that emphasizes the speed, strength and flexibility. With closely monitored workouts that involve a great deal of individual instruction and attention, student-athletes are taught the correct techniques to increase peak performance during competition.

Cal's program stresses comprehensive training in order to improve both strength and speed. Flexibility is a key component because it is essential for proper lifting.

Athlete workouts are closely monitored by the conditioning staff who work in collabora-

tion with the entire sports medicine team (doctors, athletic trainers, physical therapists, nutritionists, etc.) to ensure the health and safety of all of student-athletes.

In this way, Cal's strength and conditioning program

is a vital component linking the "full circle" of a student-athlete's physical development from conditioning through rehabilitation and reconditioning.



**JENNA SMITH**  
**Strength & Conditioning**



# CAL PLAYERS IN THE PROS (1978-present)

Name	Year Signed	Organization			
Dennis Barfield	1978	Tokyo Giants	Brent Woodall	1993	Chicago Cubs
Bob Bohnet	1978	Minnesota Twins	Reed Aljian	1994	California Angels
Paul Fox	1978	Detroit Tigers	<b>Geoff Blum*</b>	<b>1994</b>	<b>Houston Astros</b>
Bob Silverman	1978	Toronto Blue Jays	Eddie Comeaux	1994	Chico Heat (Independ.)
Greg Thys	1979	San Diego Padres	Matt Toomey	1994	Thunder Bay (Independ.)
Gary Zunino	1979	St. Louis Cardinals	Bobby Kahlon	1995	Atlanta Braves
Rod Booker	1980	Philadelphia Phillies	Cody McCormick	1995	New York Yankees
Lyle Brackenridge	1980	Minnesota Twins	Mike Wolger	1995	Montreal Expos
Tom Colburn	1980	Oakland A's	Gavin Brown	1996	Atlanta Braves
Steve Conroy	1980	Cleveland Indians	Dan Cey	1996	Minnesota Twins
Brian Duffy	1980	San Diego Padres	Keith Evans	1996	Montreal Expos
Chuck Hensley	1980	San Francisco Giants	Jonathan Petke	1996	Cleveland Indians
Dan McInerney	1980	Baltimore Orioles	Doug Nickle	1997	Los Angeles Dodgers
Bob Melvin	1980	Kansas City Royals	<b>Tyler Walker*</b>	<b>1997</b>	<b>San Francisco Giants</b>
Michael Buggs	1981	Chicago White Sox	Ryan Drese	1998	Atlanta Braves
Chuck Cary	1981	Chicago White Sox	Aaron Gordnier	1998	Cleveland Indians
Mitch Hawley	1981	Kansas City Royals	Jason Hill	1998	Philadelphia Phillies
Jeff Ronk	1981	San Diego Padres	Brian Oliver	1998	Texas Rangers
Greg Zunino	1981	New York Yankees	Preston Sharp	1999	Anaheim Angels
Jim Eppard	1982	Toronto Blue Jays	Tommy Callen	2000	Toronto Blue Jays
John Cox	1983	Chicago Cubs	<b>Xavier Nady*</b>	<b>2000</b>	<b>New York Yankees</b>
Nick Esposito	1983	Texas Rangers	Kevin Johnson	2000	Detroit Tigers
Brian Guinn	1983	Chicago White Sox	Brad Steele	2000	Philadelphia Phillies
Dave Hengel	1983	San Francisco Giants	Mike Tonis	2000	Kansas City Royals
Frank Mattox	1984	Milwaukee Brewers	Jason Williams	2000	Montreal Expos
Greg McClain	1984	Pittsburgh Pirates	David Cash	2001	Chicago Cubs
Bryan Price	1984	Seattle Mariners	Jason Dennis	2001	Long Island Ducks (Independ.)
Tim Jester	1985	Houston Astros	Clint Hoover	2001	Houston Astros
Dave Masters	1985	Seattle Mariners	Rob Meyer	2001	San Francisco Giants
Buddy Watts	1985	Milwaukee Brewers	<b>John Baker*</b>	<b>2002</b>	<b>Florida Marlins</b>
Mike Baer	1986	Minnesota Twins	Trevor Hutchinson	2002	Florida Marlins
Lance Blankenship	1986	Oakland A's	Matt Payne	2002	Chicago White Sox
Jerry Goff	1986	Houston Astros	Carson White	2002	Colorado Rockies
Mike Knapp	1986	Cincinnati Reds	<b>Conor Jackson*</b>	<b>2003</b>	<b>Arizona Diamondbacks</b>
Kevin Maas	1986	Milwaukee Brewers	Noah Jackson	2003	Chicago Cubs
Mark Sampson	1986	San Diego Padres	Brian Montalbo	2003	Milwaukee Brewers
Jeff Weiss	1986	Atlanta Braves	Matt Brown	2004	Houston Astros
Andy Wortham	1986	Toronto Blue Jays	<b>Kyle Crist*</b>	<b>2004</b>	<b>Kansas City Royals</b>
Rich Aldrete	1987	San Francisco Giants	<b>Jeff Dragicovich*</b>	<b>2004</b>	<b>Colorado Rockies</b>
Ted Eldredge	1987	Seattle Mariners	<b>Brian Horwitz*</b>	<b>2004</b>	<b>San Francisco Giants</b>
Paul Ellison	1987	Philadelphia Phillies	Jesse Ingram	2004	Texas Rangers
Leland Mattox	1987	Oakland A's	<b>Justin Nelson*</b>	<b>2004</b>	<b>Colorado Rockies</b>
Will Schock	1987	Philadelphia Phillies	David Nicholson	2004	Los Angeles Dodgers
Darren Lewis	1988	Chicago Cubs	Mike Padgett	2004	Texas Rangers
John Kuehl	1988	Oakland A's	Eric Dworkis	2005	San Francisco Giants
Travis Willis	1989	Pittsburgh Pirates	Adam Gold	2005	San Diego Padres
Jeff Kent	1989	Los Angeles Dodgers	Chris Grossman	2005	St. Louis Cardinals
Darryl Vice	1989	Oakland A's	Matt Swanson	2005	Pittsburgh Pirates
Todd Mayo	1989	Montreal Expos	Travis Talbott	2005	Florida Marlins
Joe Buckley	1989	San Diego Padres	<b>Brennan Boesch*</b>	<b>2006</b>	<b>Detroit Tigers</b>
Brad DeJardin	1989	Cleveland Indians	Jeremy Burchett	2006	Cincinnati Reds
Willy Warrecker	1989	California Angels	Garrett Bussiere	2006	St. Louis Cardinals
Mike Muhlethaler	1990	Oakland A's	<b>Michael Cooper*</b>	<b>2006</b>	<b>Chicago Cubs</b>
Dan Cholowsky	1991	Colorado Rockies	<b>Allen Craig*</b>	<b>2006</b>	<b>St. Louis Cardinals</b>
Mike Harrison	1991	Cincinnati Reds	<b>Chris Errecart*</b>	<b>2006</b>	<b>Milwaukee Brewers</b>
Mike Lawn	1991	Milwaukee Brewers	<b>Brandon Morrow*</b>	<b>2006</b>	<b>Seattle Mariners</b>
Chris Clapinski	1992	Cleveland Indians	Alex Trafton	2006	Tampa Bay Devil Rays
Matt Luke	1992	Tampa Bay Devil Rays	<b>Craig Bennigson*</b>	<b>2008</b>	<b>Colorado Rockies</b>
Troy Penix	1992	Oakland A's	<b>David Cooper*</b>	<b>2008</b>	<b>Toronto Blue Jays</b>
Jon Zuber	1992	Milwaukee Brewers	<b>Charlie Cutler*</b>	<b>2008</b>	<b>St. Louis Cardinals</b>
Nate Brown	1993	Montreal Expos	<b>Matt Gorgen*</b>	<b>2008</b>	<b>Tampa Bay Rays</b>
Mike Cather	1993	St. Louis Cardinals	<b>Alex Rollin*</b>	<b>2008</b>	<b>Schaumburg Flyers (Independ.)</b>
Aaron Fuller	1993	Boston Red Sox	<b>Tyson Ross*</b>	<b>2008</b>	<b>Oakland A's</b>
Mark Palfalvi	1993	Sioux Falls (Independ.)	<b>Josh Satin*</b>	<b>2008</b>	<b>New York Mets</b>

\* - active



**CALIFORNIA BASEBALL  
DRAFT PICKS SINCE 2000  
UNDER COACH DAVID ESQUER**

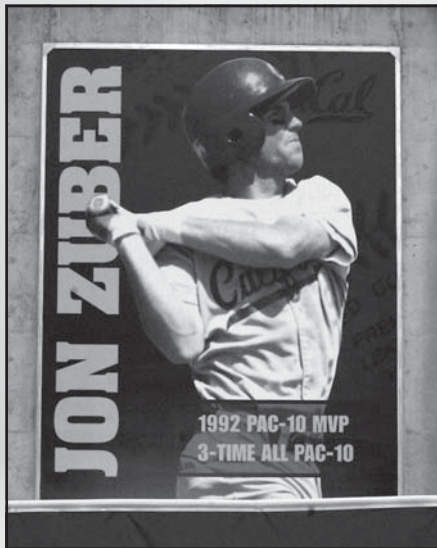
<i>Year</i>	<i>Player</i>	<i>Round Selected</i>	<i>Team</i>
2000	Xavier Nady .....	Second round .....	San Diego Padres
2000	Mike Tonis.....	Second round .....	Kansas City Royals
2000	Kevin Johnson .....	14th round .....	Detroit Tigers
2000	Jason Williams.....	21st round ..	Arizona Diamondbacks
2000	Brad Steele .....	26th round .....	Philadelphia Phillies
2000	Tommy Callen.....	33rd round .....	Toronto Blue Jays
2000	John Shirley.....	43rd round .....	Oakland A's
2001	David Cash .....	Sixth round .....	San Francisco Giants
2001	Clint Hoover.....	14th round .....	Houston Astros
2001	Jason Dennis.....	14th round .....	Anaheim Angels
2001	Rob Meyer .....	19th round .....	San Francisco Giants
2002	Trevor Hutchinson .....	Third round .....	Florida Marlins
2002	John Baker.....	Fourth round .....	Oakland A's
2002	Carson White.....	23rd round .....	Colorado Rockies
2002	Matt Payne.....	50th round .....	Chicago White Sox
2003	Conor Jackson.....	First round ..	Arizona Diamondbacks
2003	Brian Montalbo.....	Seventh round .....	Milwaukee Brewers
2003	Noah Jackson.....	Free Agent .....	Chicago Cubs
2004	David Nicholson .....	Ninth round .....	Los Angeles Dodgers
2004	Justin Nelson .....	15th round .....	Colorado Rockies
2004	Jeff Dragicevich .....	18th round .....	Colorado Rockies
2004	Matt Brown.....	22nd round .....	Houston Astros
2004	Kyle Crist .....	34th round .....	Kansas City Royals
2004	Jesse Ingram .....	36th round .....	Texas Rangers
2004	Brian Horwitz .....	Free Agent .....	San Francisco Giants
2004	Mike Padgett.....	Free Agent .....	Texas Rangers
2005	Matt Swanson.....	13th round .....	Pittsburg Pirates
2005	Travis Talbott.....	14th round .....	Florida Marlins
2005	Adam Gold.....	33rd round .....	San Diego Padres
2005	Eric Dworkis.....	45th round .....	San Francisco Giants
2005	Chris Grossman.....	Free Agent .....	New York Yankees
2006	Brandon Morrow .....	First round .....	Seattle Mariners
2006	Brennan Boesch .....	Third round .....	Detroit Tigers
2006	Chris Errecart.....	Fifth round .....	Milwaukee Brewers
2006	Allen Craig .....	Eighth round .....	St. Louis Cardinals
2006	Jeremy Burchett.....	Ninth round .....	Cincinnati Reds
2006	Garrett Bussiere.....	26th round .....	St. Louis Cardinals
2006	Michael Cooper.....	26th round .....	Chicago Cubs
2006	Alex Trafton.....	Free Agent ...	Tampa Bay Devil Rays
2008	David Cooper.....	First round .....	Toronto Blue Jays
2008	Tyson Ross.....	Second round .....	Oakland A's
2008	Josh Satin .....	Sixth round .....	New York Mets
2008	Craig Bennigson .....	Ninth round .....	Colorado Rockies
2008	Charlie Cutler.....	14th round .....	St. Louis Cardinals
2008	Matt Gorgen.....	16th round .....	Tampa Bay Rays



David Cooper




Tyson Ross



Jon Zuber



Jackie Jensen



Matt Luke

### CAL'S MAJOR LEAGUERS

Name	Pos	Career Stats	Years	Team
Jack Albright	SS	.232, 2 HR, 5 RBI	1947	Phillies
<b>John Baker</b>	<b>C</b>	<b>.299, 5 HR, 32 RBI</b>	<b>2008-</b>	<b>Marlins</b>
Lance Blankenship	UT	.222, 9 HR, 92 RBI	1988-93	A's
John Bliss	C	.219, 3 HR, 61 RBI	1908-12	Cardinals
<b>Geoff Blum</b>	<b>INF/OF</b>	<b>.250, 85 HR, 397 RBI</b>	<b>1999-</b>	<b>Expos, Astros, Devil Rays, Padres, White Sox, Padres, Astros</b>
Rod Booker	SS	.248, 0 HR, 28 RBI	1987-91	Cardinals, Phillies
Chuck Cary	LHP	14-26, 4.17 ERA, 3 saves	1985-93	Tigers, Braves, Yankees, White Sox
Mike Cather	RHP	5-6, 3.42 ERA	1997-00	Braves, Rockies
Sam Chapman	OF	.266, 180 HR, 773 RBI	1938-51	Philadelphia A's, Indians, Philadelphia A's
Chris Clapinski	2B	.267, 1 HR, 9 RBI	1999-00	Marlins
Larry Colton	RHP	0-0, 4.50 ERA	1968	Phillies
Taylor Douthit	OF	.291, 29 HR, 396 RBI	1923-33	Cardinals, Reds, Cardinals, Reds, Cubs, Reds
Dave Dowling	LHP	1-0, 1.80 ERA	1964-66	Cardinals, Cubs
Ryan Drese	RHP	34-39, 5.31 ERA	2001-06	Indians, Rangers, Nationals
Juan Eichelberger	RHP	26-36, 4.10 ERA	1978-88	Padres, Indians, Braves
Jim Eppard	OF	.281, 0 HR, 16 RBI	1987-90	Angels, Blue Jays
Mike Epstein	1B	.244, 130 HR, 380 RBI	1966-74	Orioles, Senators, A's, Senators, A's, Angels, Rangers, Angels
Jerry Goff	C	.215, 7 HR, 19 RBI	1990-96	Expos, Pirates, Astros
Bill Heitmuller	OF	.271, 0 HR, 22 RBI	1909-10	Philadelphia A's
Dave Hengel	OF	.186, 4 HR, 18 RBI	1986-89	Mariners, Indians
Chuck Hensley	LHP	0-0, 2.45 ERA, 1 save	1986	Giants
Brian Horwitz	OF	.222, 2 HR, 4 RBI	2008-	Giants
<b>Conor Jackson</b>	<b>1B</b>	<b>.287, 44 HR, 222 RBI</b>	<b>2005 -</b>	<b>Diamondbacks</b>
Jackie Jensen	OF	.279, 199 HR, 929 RBI	1950-61	Yankees, Senators, Red Sox
Jeff Kent	2B	.290, 377 HR, 1,518 RBI	1992-08	Blue Jays, Mets, Indians, Giants, Astros, Dodgers
Darren Lewis	OF	.250, 27 HR, 342 RBI	1990-02	A's, Giants, Reds, Giants, White Sox, Dodgers, Red Sox, Cubs
Matt Luke	OF	.242, 15 HR, 40 RBI	1996-99	Yankees, Indians, Dodgers, Angels
Kevin Maas	1B/DH	.230, 65 HR, 169 RBI	1990-95	Yankees, Twins
Ed Mayer	LHP	2-2, 4.31 ERA, 1 save	1957-58	Cubs
Bob Melvin	C	.233, 35 HR, 212 RBI	1985-94	Tigers, Giants, Orioles, Royals, Red Sox, White Sox, Yankees
Andy Messersmith	RHP	130-99, 2.86 ERA, 15 saves	1968-79	Angels, Dodgers, Braves, Yankees, Dodgers
<b>Brandon Morrow</b>	<b>RHP</b>	<b>6-8, 3.73 ERA, 10 saves</b>	<b>2007 -</b>	<b>Mariners</b>
Newell Morse	2B	.000, 0 HR, 0 RBI	1929	Philadelphia A's
Ralph "Hap" Myers	1B	.268, 4 HR, 116 RBI	1910-15	Boston Braves, St. Louis Browns, Brooklyn Dodgers
<b>Xavier Nady</b>	<b>INF/OF</b>	<b>.280, 87 HR, 323 RBI</b>	<b>2000-</b>	<b>Padres, Mets, Pirates, Yankees</b>
Doug Nickle	RHP	1-0, 7.84 ERA	2000-02	Phillies, Padres
Rich Nye	LHP	26-31, 3.71 ERA, 4 saves	1966-70	Cubs, Expos, Cardinals
Orval Overall	RHP	108-71, 2.23 ERA, 12 saves	1905-13	Reds, Cubs, Reds, Cubs
Earl Robinson	OF	.268, 12 HR, 44 RBI	1958-64	Dodgers, Orioles
Ray Rohwer	OF	.284, 3 HR, 28 RBI	1921-22	Pirates
Joe Smith	C	.156, 0 HR, 2 RBI	1913	Yankees
Mike Tonis	C	.000, 0 HR, 0 RBI	2004	Royals
<b>Tyler Walker</b>	<b>RHP</b>	<b>20-17, 4.52 ERA, 34 saves</b>	<b>2002-</b>	<b>Mets, Giants, Devil Rays, Giants, Mariners</b>
Bill Werle	LHP	29-39, 4.69 ERA, 15 saves	1949-54	Pirates, Cardinals, Red Sox
Jon Zuber	1B/OF	.250, 3 HR, 16 RBI	1996-98	Phillies

**Bold** denotes current Major Leaguers

