




Rice baseball has been around almost as long as the University, which is celebrating its centennial in 2012. Photos are of 1915-16 team captain Wallace Clyde (above), and members of the 1923 and 2012 Owl squads.



## 2012 Rice Baseball Fact Book



### MEDIA INFORMATION

Quick Facts	2-3
Roster	4
Roster Breakdowns	5
2012 Schedule	6
Covering The Owls	7
Reckling Park	8

### 2012 OPPONENTS' INFO.

2012 Opponents	10
2012 C-USA Championship	12
2012 C-USA Composite Schedule	12

### PERSONNEL

Scholar-Athlete Profiles	16
Head Coach Wayne Graham	62
Baseball Staff	74

### 2011 IN REVIEW

2011 Results	81
2011 Statistics	82
C-USA Season In Review	84

### RICE BASEBALL HISTORY

Year-By-Year With Rice Baseball	92
Rice Team Records	100
Rice Individual Records	108
All-Time Lettermen	116
Honors and Awards	122
The 2003 National Championship	127
Pipeline To The Pros	130

Rice University is committed to affirmative action and equal opportunity in education and employment. Rice does not discriminate on the basis of race, color, religion, gender, sexual orientation, national or ethnic origin, age, disability or veteran status.

---

## GENERAL INFORMATION

Name: Rice University  
Location: Houston, Texas  
Enrollment: 5,556  
Founded: 1891 (first classes in 1912)  
President: David W. Leebron  
Faculty Representative: Dr. Rob Griffin  
Affiliation: NCAA Division I  
Nickname: Owls  
Mascot: Sammy the Owl  
Colors: Blue and Gray  
Conference: Conference USA

## ATHLETICS ADMINISTRATION

Athletics Director: Rick Greenspan  
Senior Executive A.D.: Rick Mello  
Senior Staff: Stacy Mosely (Senior Woman Admin.);  
Dr. Jack Garrett (Sport Admin. & Support);  
Brian Michael Cooper (Business & Financial Ops.);

## BASEBALL PERSONNEL

Head Coach: Wayne Graham  
Alma Mater: Texas, 1970  
Record at Rice: 912-361, .716 (20 seasons)  
Collegiate Record: 1,487-474, .758 (31 seasons)  
Asst. Coach: Mike Taylor (Prairie View, 1997; 12th year)  
Office Phone: 713-348-8859  
Asst. Coach: Patrick Hallmark (Rice, 1995; 6th year)  
Office Phone: 713-348-8862  
Asst. Coach: Clay Van Hook (Texas, 2008; 1st year)  
Office Phone: 713-348-8863  
Director of Baseball Operations: Lee Ann Lassiter  
Office Phone: 713-348-8864  
E-mail: baseball@rice.edu  
Athletic Trainer: Donna Pappangellin  
Student Manager: Will Maxwell

## HOME BASEBALL VENUE

Stadium (year opened): Reckling Park (2000)  
Capacity: 5,368  
Dimensions: 330, 375, 400, 375, 330  
Pressbox Phone: 713-348-4931

## RICE ATHLETIC NEWS BUREAU

Assistant AD/Media Relations: Chuck Pool  
Sports Information Director: Ron Mears  
Asst. SID/Baseball Contact: John Sullivan  
Sullivan's office phone: 713-348-5636  
cell phone: 832-250-9000  
e-mail: jsully@rice.edu  
Assistant SID: Jay Jameson  
SID Fax: 713-348-6019  
Athletics Web site: www.RiceOwls.com  
Facebook: Facebook.com/RiceAthletics  
Twitter: Twitter.com/Riceowlsdotcom

## 2012 TEAM INFORMATION

Letterwinners Returning/Lost:	22 / 5
2011 Starting Position Players Returning/Lost:	8 / 1
2011 Pitchers Returning/Lost:	11 / 4
Newcomers:	12

## 2011 RECAP

Overall Record:	42-21
Home Record:	23-12
Road Record:	13-6
Neutral Record:	6-3
C-USA Regular Season (place):	16-8 (tied first)
C-USA Championship (place):	3-1 (first)
NCAA Postseason:	1-2, hosted Regional (No. 8 seed)
Final Rankings:	15th ( <i>Baseball America</i> ), 18th (NCBWA) 21st ( <i>USA Today/ESPN</i> ) 22nd ( <i>PerfectGame.org</i> ) 24th ( <i>Collegiate Baseball</i> ) 25th ( <i>CollegeBaseballLineup.com</i> )

## POSTSEASON INFORMATION

College World Series Appearances:	7
1997:	0-2
1999:	1-2
2002:	0-2
2003:	5-1 (National Champions)
2006:	2-2
2007:	2-2
2008:	0-2
CWS Record:	10-13
NCAA Regional Appearances:	17
(1995, 96, 97, 98, 99, 00, 01, 02, 03, 04, 05, 06, 07, 08, 09, 10, 11)	
Super Regional Appearances:	9
(1999, 01, 02, 03, 05, 06, 07, 08, 09)	
Conference Championships:	16
C-USA: 2006, 2007, 2008, 2009 (tourn.), 2010, 2011	
WAC: 1997, 98, 99, 00, 01, 02, 03, 04, 05	
SWC: 1996 (tourn.)	

## OVERNIGHT SHIPPING ADDRESS

Rice University Athletics  
6100 Main St., MS 548  
Houston, TX 77005

## ATHLETICS MAILING ADDRESS

Rice University Athletics  
PO Box 1892, MS 548  
Houston, TX 77251-1892



# 2012 Rice Baseball Numerical Roster

No	Name, position	B/T	Ht	Wt	Cl-Exp	Hometown/Previous School
1	Daniel Gonzales-Luna, of/if	R/R	5-9	180	Sr.-3L	Houston (Lamar H.S.)
2	Shane Hoelscher, if	R/R	6-0	195	So.-1L	Belton (Belton H.S.)
3	Jeremy Rathjen, of	R/R	6-6	195	Jr.-2L	Houston (Memorial H.S.)
4	Derek Hamilton, if	R/R	5-11	180	So.-1L	Lake Jackson (Brazoswood H.S.)
5	Christian Stringer, if	L/R	5-11	185	Jr.-Tr.	Longview (Navarro Coll./Hallsville H.S.)
7	Tyler Spurlin, p/if	R/R	6-3	195	Jr.-2L	The Woodlands (The Woodlands H.S.)
8	Michael Ratterree, of/if	R/R	6-1	210	Jr.-2L	Houston (Memorial H.S.)
10	Craig Manuel, c	L/R	6-1	205	Sr.-3L	Satellite Beach, Fla. (Satellite H.S.)
11	Ford Stainback, if	S/R	5-11	170	Fr.-HS	Dallas (Highland Park H.S.)
13	John Simms, p	R/R	6-3	210	So.-1L	The Woodlands (College Park H.S.)
14	J.T. Chargois, p/if	S/R	6-3	200	Jr.-2L	Sulphur, La. (Sulphur H.S.)
15	Michael Fuda, of/if	R/R	6-1	200	Sr.-3L	Katy (Katy H.S.)
16	Ryan Lewis, if/of	L/L	6-3	215	Jr.-2L	Baton Rouge, La. (Catholic H.S.)
17	Keenan Cook, of	L/R	6-0	186	So.-1L	The Woodlands (College Park H.S.)
18	Michael Aquino, of	R/R	5-10	170	So.-1L	The Woodlands (College Park H.S.)
21	Austin Kubitz, p	L/R	6-5	202	So.-1L	Colleyville (Heritage H.S.)
22	John Williamson, of	L/L	6-1	180	Fr.-HS	Houston (Lamar H.S.)
24	Nick Bullington, of/c	R/R	5-11	205	Fr.-HS	North Richland Hills (Richland H.S.)
25	Chase McDowell, p/of	L/R	6-2	190	So.-1L	College Station (A&M Consolidated H.S.)
26	Taylor Wall, p	L/L	6-2	195	Sr.-3L	Houston (Westside H.S.)
27	Jordan Stephens, p	R/R	6-1	185	Fr.-HS	Alvin (Alvin H.S.)

No	Name, position	B/T	Ht	Wt	Cl-Exp	Hometown/Previous School
28	Geoff Perrott, c	R/R	6-2	205	Jr.-2L	Kingwood (Kingwood H.S.)
29	Matthew Reckling, p	R/R	6-4	205	Sr.-3L	Houston (Kinkaid H.S.)
30	Andrew Benak, p	R/R	6-5	225	Jr.-2L	Houston (Langham Creek H.S.)
31	Tyler Duffey, p	R/R	6-3	210	Jr.-2L	Houston (Bellaire H.S.)
32	Connor Mason, p	R/R	6-3	185	Fr.-HS	Suwanee, Ga. (home school)
33	Zech Lemond, p	R/R	6-2	170	Fr.-HS	Houston (Waltrip H.S.)
34	Trevor Simms, p/of	R/R	6-3	195	Fr.-HS	Hurst (Liberty Christian H.S.)
35	Andrew Murphy, c	R/R	6-0	195	Fr.-HS	Shreveport, La. (Captain Shreve H.S.)
36	Evan Rutter, p	R/R	6-3	190	Fr.-HS	Spring (Klein H.S.)
38	Matt Ditman, c	R/R	6-1	205	Fr.-HS	Richmond (Lamar Consolidated H.S.)
39	Holt McNair, p	L/L	6-1	180	Jr.-2L	Austin (Westlake H.S.)
40	Jeremy Fant, p	R/R	6-2	205	Jr.-2L	Cypress (Cypress Woods H.S.)
41	Ryan McCarthy, p	R/R	6-3	180	Fr.-HS	Plano (Plano H.S.)
42	Brad Kottman, p	L/L	6-3	205	So.-Tr.	Denton (Brown University/Guyer H.S.)
43	Austin Orewiler, p	R/R	6-2	180	Fr.-HS	Galveston (Ball H.S.)
44	Skyler Ewing, if/c	R/R	6-1	220	Fr.-HS	Arlington (Arlington H.S.)

**Head Coach:** 37 Wayne Graham (Texas, 1970; 21st season at Rice)

**Assistant Coach:** 6 Mike Taylor (Prairie View A&M, 1997; 12th season)

**Assistant Coach:** 20 Patrick Hallmark (Rice, 1995; seventh season)

**Assistant Coach:** 19 Clay Van Hook (Texas, 2008; first season)

# Roster Breakdowns

## ALPHABETICAL

Michael Aquino, of  
Andrew Benak, p  
Nick Bullington, of/c  
J.T. Chargois, p/if  
Keenan Cook, of  
Matt Ditman, c  
Tyler Duffey, p  
Skyler Ewing, if/c  
Jeremy Fant, p  
Michael Fuda, of/if  
Daniel Gonzales-Luna, of/if  
Derek Hamilton, if  
Shane Hoelscher, if  
Brad Kottman, p  
Austin Kubitz, p  
Zech Lemond, p  
Ryan Lewis, if/of  
Craig Manuel, c  
Connor Mason, p

Ryan McCarthy, p  
Chase McDowell, p/of  
Holt McNair, p  
Andrew Murphy, c  
Austin Orewiler, p  
Geoff Perrott, c  
Jeremy Rathjen, of  
Michael Ratterree, of/if  
Matthew Reckling, p  
Evan Rutter, p  
John Simms, p  
Trevor Simms, p/of  
Tyler Spurlin, p/if  
Ford Stainback, if  
Jordan Stephens, p  
Christian Stringer, if  
Taylor Wall, p  
John Williamson, of

## POSITIONS

### Pitchers

L - Brad Kottman  
Holt McNair  
Taylor Wall  
John Williamson (of)

### R - Andrew Benak

J.T. Chargois (if)  
Tyler Duffey  
Jeremy Fant  
Austin Kubitz  
Zech Lemond  
Connor Mason  
Chase McDowell (util)  
Ryan McCarthy  
Austin Orewiler  
Matthew Reckling  
Evan Rutter  
John Simms  
Trevor Simms (of)  
Tyler Spurlin (if)  
Jordan Stephens

### Catchers

Matt Ditman  
Craig Manuel  
Andrew Murphy  
Geoff Perrott

### Infielders

J.T. Chargois (rhp)  
Keenan Cook (of)  
Skler Ewing (c)  
Derek Hamilton  
Shane Hoelscher  
Ryan Lewis (of)  
Ford Stainback  
Christian Stringer

### Outfielders

Michael Aquino  
Nick Bullington (c)  
Michael Fuda (if)  
Daniel Gonzales-Luna (if)  
Jeremy Rathjen  
Michael Ratterree (if)

## CLASS

### Seniors

Michael Fuda  
Daniel Gonzales-Luna  
Craig Manuel  
Matthew Reckling  
Taylor Wall

### Juniors

Andrew Benak  
J.T. Chargois  
Tyler Duffey  
Jeremy Fant  
Ryan Lewis  
Holt McNair  
Geoff Perrott  
Jeremy Rathjen  
Michael Ratterree  
Tyler Spurlin  
Christian Stringer

### Sophomores

Michael Aquino  
Keenan Cook

Derek Hamilton  
Shane Hoelscher  
Brad Kottman  
Austin Kubitz  
Chase McDowell  
John Simms

### Freshmen

Nick Bullington  
Matt Ditman  
Skyler Ewing  
Zech Lemond  
Connor Mason  
Ryan McCarthy  
Andrew Murphy  
Austin Orewiler  
Evan Rutter  
Trevor Simms  
Ford Stainback  
Jordan Stephens  
John Williamson

## PRONUNCIATION GUIDE

Michael Aquino *Ah-QUEEN-no*  
Andrew Benak *beh-NOCK*  
J.T. Chargois *sha-gwah*  
Michael Fuda *FOO-dah*  
Austin Kubitz *KOO-bits-ah*  
Zech Lemond *Zack La-mond*  
Craig Manuel *Man-you-el*  
Jeff Perrott *parrot*  
Jeremy Rathjen *WRATH-jen*

# 2012 Rice Baseball Schedule

## February

17	Fri.	FIU	Reckling Park	4:30 pm
18	Sat.	FIU	Reckling Park	2 pm
19	Sun.	FIU	Reckling Park	Noon
21	Tues.	New Mexico State	Reckling Park	4:30 pm
22	Wed.	New Mexico State	Reckling Park	4:30 pm
24	Fri.	Dallas Baptist	Reckling Park	6:30 pm
25	Sat.	Dallas Baptist	Reckling Park	2 pm
26	Sun.	Dallas Baptist	Reckling Park	1 pm
28	Tues.	Houston	Cougar Field	6:30 pm

## March

2	Fri.	# Texas	Minute Maid Park	7 pm
3	Sat.	# Texas Tech	Minute Maid Park	7 pm
4	Sun.	# Tennessee	Minute Maid Park	6 pm
6	Tues.	Texas State	San Marcos	6:30 pm
7	Wed.	TAMU-Corpus Christi	Reckling Park	6:30 pm
9	Fri.	Stanford	Palo Alto, Calif.	7:30 pm
10	Sat.	Stanford	Palo Alto, Calif.	3 pm
11	Sun.	Stanford	Palo Alto, Calif.	2 pm
13	Tues.	Arizona	Reckling Park	6:30 pm
14	Wed.	Arizona	Reckling Park	6:30 pm
17	Sat.	Grambling State	Reckling Park	2 pm
18	Sun.	Grambling State	Reckling Park	1 pm

## March

20	Tues.	Texas-San Antonio	Reckling Park	6:30 pm
21	Wed.	Lamar	Reckling Park	6:30 pm
23	Fri.	Memphis (C-USA)	Memphis, Tenn.	6:30 pm
24	Sat.	Memphis (C-USA)	Memphis, Tenn.	2 pm
25	Sun.	Memphis (C-USA)	Memphis, Tenn.	1 pm
27	Tues.	Lamar	Beaumont	6:30 pm
30	Fri.	Southern Miss (C-USA)	Reckling Park	6:30 pm
31	Sat.	Southern Miss (C-USA)	Reckling Park	3:30 pm

## April

1	Sun.	Southern Miss (C-USA)	Reckling Park	1 pm
3	Tues.	Sam Houston State	Reckling Park	6:30 pm
5	Thurs.	Tulane (C-USA)	New Orleans, La.	6:30 pm
6	Fri.	Tulane (C-USA)	New Orleans, La.	6:30 pm
7	Sat.	Tulane (C-USA)	New Orleans, La.	2 pm
10	Tues.	Texas State	Reckling Park	6:30 pm
13	Fri.	Marshall (C-USA)	Charleston, W.Va.	1:05 pm
14	Sat.	Marshall (C-USA)	Charleston, W.Va.	1:05 pm
15	Sun.	Marshall (C-USA)	Charleston, W.Va.	9:05 am
17	Tues.	Texas A&M	College Station	6:35 pm
20	Fri.	East Carolina (C-USA)	Reckling Park	6:30 pm
21	Sat.	East Carolina (C-USA)	Reckling Park	2 pm
22	Sun.	East Carolina (C-USA)	Reckling Park	11 am

## May

2	Wed.	Texas Southern	Reckling Park	6:30 pm
4	Fri.	Houston (C-USA)	Reckling Park	6:30 pm
5	Sat.	Houston (C-USA)	Reckling Park	2 pm
6	Sun.	Houston (C-USA)	Reckling Park	1 pm
8	Tues.	Stephen F. Austin	Reckling Park	6:30 pm
11	Fri.	UAB (C-USA)	Reckling Park	6:30 pm
12	Sat.	UAB (C-USA)	Reckling Park	2 pm
13	Sun.	UAB (C-USA)	Reckling Park	1 pm
15	Tues.	Sam Houston State	Huntsville	6:30 pm
17	Thurs.	UCF (C-USA)	Orlando, Fla.	5:30 pm
18	Fri.	UCF (C-USA)	Orlando, Fla.	5:30 pm
19	Sat.	UCF (C-USA)	Orlando, Fla.	Noon
23-26	Wed.-Sat.	% C-USA Tournament	Pearl, Miss.	tba

## June

1-3		NCAA Regionals	tba	tba
8-11		NCAA Super Regionals	tba	tba
16-27		College World Series	Omaha, Neb.	tba

# - denotes games in the Houston College Classic held downtown at Minute Maid Park  
 (C-USA) - denotes Conference USA league games  
 % - 2012 C-USA Championship; games played at Trustmark Park

---

# Covering The Owls

The *Rice Baseball Fact Book* may assist members of the media as a reference tool for the 2012 season, as well as for the history of the program.

Assistant sports information director John Sullivan serves as the day-to-day contact for the baseball program and can be reached by phone at (713) 348-5636 (office) or (832) 250-9000 (cell). Additional information, including weekly news releases, photographs and video clips, is available on request.

The Rice sports information office is located in Room 1204 of Tudor Fieldhouse (next to the elevator).

## During the Week

### Interviews With Wayne Graham

Rice head coach **Wayne Graham** is very accessible to the media and will participate in interviews with advance notice. For telephone interviews, the best time to reach coach Graham is 9:30-11:30 am, weekdays. Please call (713) 348-8864 to schedule interview appointments.

### Player Interviews

All interviews must be arranged at least one day in advance through the athletic news bureau. Players' home/cell phone numbers will not be released. No interviews will be allowed before a game. The media will not be allowed in the Rice locker room, weight room or training room areas.

### Postgame Interviews

The Rice athletic news bureau will assist those writers and broadcasters wishing to interview Owls players and coaches following the game. Following a short cooling-off period, requested Rice players and coaches will be available in the Owls' dugout area. Rice players and coaches are not available for interviews between games of doubleheaders.

### Attending Practice

The media is welcome at Rice practices. All Rice head coaches have the option to close a prac-

tice at their discretion. Giving advance notice to the athletic news bureau of attending a practice is helpful.

### Rice On the Internet

Information on Rice baseball, and all 16 intercollegiate Owl sports, can be obtained through the Internet. To view updated Rice rosters, schedules/results, fast facts, biographies, pictures and much more, type in the following URL address: <http://www.RiceOwls.com>

### The Reckling Park Press Box

The press box at Reckling Park has a limited number of seats for working media. Admission is by credential only.

### Credentials

Requests for single-game/series credentials at Reckling Park should be made to John Sullivan a few days in advance of the game to be covered, preferably in writing (e-mail or facsimile, or U.S.

mail). All requests should come from sports editors or directors and will be carefully screened to ensure good working conditions. Spouses, dates, minors and non-workers will not be permitted in the press areas. No credentials will be mailed. Photo credentials will be granted on the same priority schedule as general media credentials.

### Parking

Due to recent campus construction, there is no designated media parking at Reckling Park. All parking for Rice home games is in the main Rice Stadium parking lots.

### Tickets

Call the Rice athletic ticket office at 713-348-4068 to order game tickets. Most major credit cards are accepted for advance orders.

# Reckling Park | Home of the Owls

Other schools have tried to follow Rice baseball's lead, often building bigger and more expensive stadiums, but Reckling Park remains the best place to watch and play a college game.

The 2012 season is now the Owls' 13th at the stadium. The facility is now better than ever with the latest addition, a black cast-iron fence that circles the perimeter. Other recent renovations included the remodeling of the team's lockerroom, weight room and fan areas. A new playing surface and state-of-the-art drainage system, as well as a padded outfield wall and warning track that surrounds the entire field, were added recently to improve player safety.

For the fans, a grass berm and bleachers were added beyond the left field wall in 2008. A hospitality plaza on the third-base side and a sensational scoreboard with video display are fan-favorites. These improvements give Rice student-athletes a venue befitting its status as one of the top programs in the nation. Overflow crowds, like the more than 5,400 fans that came to the 10-6 victory over No. 2 Texas in 2010, are not uncommon.

The park features a picturesque setting on the Rice campus facing the Texas Medical Center, the comfort of the more than 3,700 chairback seats (most with cupholders) and nine private suites. There are spacious locker rooms and the best press box in college baseball. Every visitor has raved about Reckling Park.

Rice baseball is completely housed in the facility. Head coach Wayne Graham and his assistants work in a spacious office suite that includes their private locker room, equipment storage areas and clerical areas.

For the players, the Rice clubhouse is one of the best anywhere, adjacent to the weight and aerobic workout areas and athletic training room. In 2004, a new climate-controlled indoor hitting and pitching practice facility was constructed under the third base stands.

On game day, the Owls and their guests use some of the largest dugouts in the country. Visiting teams and umpires also have use of large, functional locker room areas.

Fans continue to flock to the stadium. Rice has averaged more than 3,200 fans per game the last nine seasons, ranking among the top draws in the nation. Those fans have access to a host of wide concession areas, a large novelty shop and clean rest rooms.

For the media, the Reckling Park press box may be the largest in an on-campus stadium in the country. There are three radio booths, a television booth/photo deck and an area for more than 30 working writers and game personnel. In addition, the press box includes a large interview room, hospitality areas and a workroom for game officials.

Located on the southwest corner of the university campus near Tudor Fieldhouse, Reckling Park was built on the site of Cameron Field, Rice's baseball home from 1978 through 1999. The old stadium was demolished at the close of the 1999 season and work began immediately on Reckling.

An improvement to Cameron that has lived on at Reckling is the enclosed batting cage area down the right-field line. That facility was dedicated to the memory of Earl "Lefty" Graham, a long-time umpire in the Houston area and the father of the Rice coach.

Reckling Park measures 330 feet down the lines, 400 feet to center field, and 375 feet to the power alleys.

A then-sellout crowd of 4,117 watched the first game played in the new park in 2000. Rice has won more than 84 percent of its games at Reckling Park, and the Owls' 36 wins in 2002 stands as the most home wins in Rice history.

Guy Jackson of Jackson & Ryan Architects, a Rice alumnus and former baseball letterman, was the principle designer of the stadium, and it was built by Miner-Dederich Constructors.

**Facts |** Capacity: 6,193; Dimensions: 330-400-330; Height of Wall: 8' (padded); Playing Surface: Natural Grass (Bermuda); Opening Day: Feb. 8, 2000

## Rice's Record at Reckling Park

Year	Record	Pct.
2000	28-9	.757
2001	29-9	.763
2002	36-6	.857
2003	35-4	.897
2004	31-6	.838
2005	26-6	.813
2006	34-6	.850
2007	33-3	.917
2008	28-5	.848
2009	24-8	.750
2010	21-6	.778
2011	23-12	.657
<b>Total</b>	<b>355-80</b>	<b>.816</b>

## Reckling Park's All-Time Top Crowds

1. Texas (March 17, 2009) 6,193
2. Texas (March 16, 2010) 5,469
3. Texas A&M (June 7, 2008) 5,368  
Texas A&M (June 8, 2008) 5,368
5. Texas State (May 17, 2011) 5,320
6. Texas A&M (June 9, 2007) 5,234
7. Texas (April 20, 2005) 5,227
8. Texas (March 7, 2006) 5,105
9. Lamar/Texas A&M (June 4, 2004) 5,076
10. Texas A&M (June 8, 2007) 5,074



---

# Reckling Park | Home of the Owls



# Opponents

## Arizona Wildcats

Location | **Tucson, Ariz.**  
Baseball Coach | **Andy Lopez**  
Home Venue | **Kindall Field at Sancet Stadium**  
Baseball SID | **Blair Willis**  
Office Number | **520.621.4163**  
Email Address | **bmw23@email.arizona.edu**  
Web Site | **ArizonaWildcats.com**

## Dallas Baptist Patriots

Location | **Dallas**  
Baseball Coach | **Dan Heefner**  
Home Venue | **Patriot Field**  
Baseball SID | **Nate Frieling**  
Office Number | **214.532.9393**  
Email Address | **natef@dbu.edu**  
Web Site | **DBUPatriots.com**

## East Carolina Pirates

Location | **Greenville, N.C.**  
Baseball Coach | **Billy Godwin**  
Home Venue | **Clark-LeClair Stadium**  
Baseball SID | **Malcolm Gray**  
Office Number | **252.737.4522**  
Email Address | **graym@ecu.edu**  
Web Site | **ECUPirates.com**

## FIU Panthers

Location | **Miami, Fla.**  
Baseball Coach | **Henry "Turtle" Thomas**  
Home Venue | **FIU Baseball Stadium**  
Baseball SID | **Mathew Ratner**  
Office Number | **305.348.1496**  
Email Address | **mratner@fiu.edu**  
Web Site | **FIUSports.com**

## Grambling State Tigers

Location | **Grambling, La.**  
Baseball Coach | **James Cooper**  
Home Venue | **Tigers Field**  
Baseball SID | **Cori Hicks**  
Office Number | **225/650-4255**  
Email Address | **hicksc70@gmail.com**  
Web Site | **GSUTigers.com**

## Houston Cougars

Location | **Houston**  
Baseball Coach | **Todd Whitting**  
Home Venue | **Cougar Field**  
Baseball SID | **Allison McClain**  
Office Number | **713.743.9406**  
Email Address | **t.b.a.**  
Web Site | **UHCougars.com**

## Lamar Cardinals

Location | **Beaumont**  
Baseball Coach | **Jim Gilligan**  
Home Venue | **Vincent-Beck Stadium**  
Baseball SID | **Rush Wood**  
Office Number | **409.880.7845**  
Email Address | **rush.wood@lamar.edu**  
Web Site | **LamarCardinals.com**

## Marshall Thundering Herd

Location | **Huntington, W.Va.**  
Baseball Coach | **Jeff Waggoner**  
Home Venue | **Appalachian Power Park**  
Baseball SID | **Daniel Manget**  
Office Number | **304.696.4662**  
Email Address | **manget@live.marshall.edu**  
Web Site | **HerdZone.com**

## Memphis Tigers

Location | **Memphis, Tenn.**  
Baseball Coach | **Daron Schoenrock**  
Home Venue | **FedEx Park**  
Baseball SID | **Mark E. Taylor**  
Office Number | **901.678.5108**  
Email Address | **mtaylor16@memphis.edu**  
Web Site | **GoTigersGo.com**

## New Mexico State Aggies

Location | **Las Cruces, N.M.**  
Baseball Coach | **Rocky Ward**  
Home Venue | **Presley Askew Field**  
Baseball SID | **Eddie Morelos**  
Office Number | **575.646.3269**  
Email Address | **emorelos@nmsu.edu**  
Web Site | **NMStateSports.com**

## Sam Houston State Bearkats

Location | **Huntsville**  
Baseball Coach | **David Pierce**  
Home Venue | **Don Sanders Stadium**  
Baseball SID | **Paul Ridings**  
Office Number | **936.294.1764**  
Email Address | **ridings@shsu.edu**  
Web Site | **GoBearkats.com**

## Southern Miss Golden Eagles

Location | **Hattiesburg, Miss.**  
Baseball Coach | **Scott Berry**  
Home Venue | **Hill Denson Field at Pete Taylor Park**  
Baseball SID | **Jack Duggan**  
Office Number | **601.266.5947**  
Email Address | **jack.duggan@usm.edu**  
Web Site | **SouthernMiss.com**

# Opponents

## **Stephen F. Austin State Lumberjacks**

Location | **Nacogdoches**  
Baseball Coach | **Johnny Cardenas**  
Home Venue | **Jaycees Field**  
Baseball SID | **Ben Rikard**  
Office Number | **936.468.5801**  
Email Address | **rikardbenja@sfasu.edu**  
Web Site | **SFAJacks.com**

## **Stanford Cardinal**

Location | **Stanford, Calif.**  
Baseball Coach | **Mark Marquess**  
Home Venue | **Klein Field at Sunken Diamond**  
Baseball SID | **Niall T. Adler**  
Office Number | **650.725.2959**  
Email Address | **nadler@stanford.edu**  
Web Site | **GoStanford.com**

## **Tennessee Volunteers**

Location | **Knoxville, Tenn.**  
Baseball Coach | **Dave Serrano**  
Home Venue | **Lindsey Nelson Stadium**  
Baseball SID | **Cameron Harris**  
Office Number | **865-974-1212**  
Email Address | **charri@utk.edu**  
Web Site | **UTSports.com**

## **Texas Longhorns**

Location | **Austin**  
Baseball Coach | **Augie Garrido**  
Home Venue | **UFCU Disch-Falk Field**  
Baseball SID | **Thomas Dick**  
Office Number | **512-471-6039**  
Email Address | **thomas.dick@athletics.utexas.edu**  
Web Site | **TexasSports.com**

## **Texas A&M Aggies**

Location | **College Station**  
Baseball Coach | **Rob Childress**  
Home Venue | **C.E. "Pat" Olsen Field**  
Baseball SID | **Adam Quisenberry**  
Office Number | **979.862.5453**  
Email Address | **aquisenberry@athletics.edu**  
Web Site | **AggieAthletics.com**

## **Texas A&M-Corpus Christi Islanders**

Location | **Corpus Christi**  
Baseball Coach | **Scott Malone**  
Home Venue | **Whataburger Field**  
Baseball SID | **Josh Brown**  
Office Number | **361.825.3411**  
Email Address | **joshua.brown@tamucc.edu**  
Web Site | **Golslanders.com**

## **Texas-San Antonio Roadrunners**

Location | **San Antonio**  
Baseball Coach | **Sherman Corbett**  
Home Venue | **Roadrunner Field**  
Baseball SID | **Tony Baldwin**  
Office Number | **210.458.6460**  
Email Address | **anthony.baldwin@utsa.edu**  
Web Site | **goUTSA.com**

## **Texas Southern Tigers**

Location | **Houston**  
Baseball Coach | **Michael Robertson**  
Home Venue | **MacGregor Park**  
Baseball SID | **Rodney Bush**  
Office Number | **713-313-7603**  
Email Address | **bushrr@tsu.edu**  
Web Site | **TSU.edu/athletics**

## **Texas State Bobcats**

Location | **San Marcos**  
Baseball Coach | **Ty Harrington**  
Home Venue | **Bobcat Baseball Stadium**  
Baseball SID | **Steve Appelhans**  
Office Number | **512.245.4387**  
Email Address | **sa38@txstate.edu**  
Web Site | **TxStateBobcats.com**

## **Texas Tech Red Raiders**

Location | **Lubbock**  
Baseball Coach | **Dan Spencer**  
Home Venue | **Dan Law Field at Rip Griffin Park**  
Baseball SID | **Scott Lacefield**  
Office Number | **806.742.2770**  
Email Address | **scott.lacefield@ttu.edu**  
Web Site | **TexasTech.com**

## **Tulane Green Wave**

Location | **New Orleans, La.**  
Baseball Coach | **Rick Jones**  
Home Venue | **Greer Field at Turchin Stadium**  
Baseball SID | **Gregory Campbell**  
Office Number | **504.314.7271**  
Email Address | **gcampbe1@tulane.edu**  
Web Site | **TulaneGreenWave.com**

## **UAB Blazers**

Location | **Birmingham, Ala.**  
Baseball Coach | **Brian Shoop**  
Home Venue | **Jerry D. Young Memorial Field**  
Baseball SID | **Ben Warnick**  
Office Number | **205.934.0725**  
Email Address | **warnick@uab.edu**  
Web Site | **UABSports.com**

## Opponents; Conference USA

### UCF Knights

Location | **Orlando, Fla.**

Baseball Coach | **Terry Rooney**

Home Venue | **Jay Bergman Field**

Baseball SID | **Eric DeSalvo**

Office Number | **407.823.6489**

Email Address | **edesalvo@athletics.ucf.edu**

Web Site | **UCFAthletics.com**

### Conference USA

Headquarters | **Irving, Texas**

Founded | **1995**

Commissioner | **Britton Banowsky**

Associate Commissioner | **Alfred White**

Assistant Commissioner for Baseball & Football

Operations | **Russ Anderson**

Email Address | **RDAnderson@c-usa.org**

Office Number | **214.774.1351**

Web Site | **ConferenceUSA.com**

### 2012 C-USA Championship

The 2012 Conference USA Championship is scheduled for May 23-27 in Pearl, Mississippi. The games will be played at Trustmark Park, the AA home of the Atlanta Braves.

The top eight teams in the final regular season standings qualify for the Championship. The teams are seeded into two pools of four. All teams play three games with one off day. The winners of each pool advance to a one-game, Championship Final. The winner of the Championship Final earns the league's automatic bid to the NCAA Tournament.



MAY 23-27 • TRUSTMARK PARK

## C-USA Composite Schedule

### Fri., Feb. 17

UW-Milwaukee at East Carolina  
Delaware at Houston  
Marshall at NC State (Raleigh, N.C.)  
SIU-Edwardsville at Memphis  
FIU at Rice  
Nicholls State at Southern Miss  
Siena at Tulane  
UAB at Clemson  
Long Island at UCF

### Sat., Feb. 18

UW-Milwaukee at East Carolina  
Delaware at Houston  
Marshall vs. Canisius (Raleigh, N.C.)  
Marshall vs. Bryant (Raleigh, N.C.)  
SIU-Edwardsville at Memphis  
FIU at Rice  
Nicholls State at Southern Miss  
Siena at Tulane (DH)  
UAB at Clemson  
Long Island at UCF

### Sun., Feb. 19

UW-Milwaukee at East Carolina  
Delaware at Houston  
Marshall vs. Monmouth (Raleigh, N.C.)  
SIU-Edwardsville at Memphis  
FIU at Rice

Nicholls State at Southern Miss  
Siena at Tulane  
UAB at Clemson  
Long Island at UCF

### Tue., Feb. 21

Texas A&M-Corpus Christi at Houston  
New Mexico State at Rice  
Tulane at Louisiana-Monroe

### Wed., Feb. 22

East Carolina at Old Dominion  
Austin Peay at Memphis  
New Mexico State at Rice  
Southern Miss at Louisiana-Monroe  
UAB at Alabama State  
UCF at Florida

### Fri., Feb. 24

Purdue at East Carolina  
Texas State at Houston  
Marshall at Charleston Southern  
Kennesaw State at Memphis  
Dallas Baptist at Rice  
Troy at Southern Miss  
Indiana at Tulane  
Ball State at UAB  
Boston College at UCF

**Sat., Feb. 25**

Purdue at East Carolina  
 Texas State at Houston  
 Marshall at Charleston Southern  
 Kennesaw State at Memphis  
 Dallas Baptist at Rice  
 Troy at Southern Miss  
 Indiana at Tulane  
 Ball State at UAB  
 Boston College at UCF

**Sun., Feb. 26**

Purdue at East Carolina  
 Texas State at Houston  
 Marshall at Charleston Southern  
 Kennesaw State at Memphis  
 Dallas Baptist at Rice  
 Troy at Southern Miss  
 Indiana at Tulane  
 Ball State at UAB  
 Boston College at UCF

**Tue., Feb. 28**

Rice at Houston  
 Memphis at Mississippi  
 Mississippi Valley St. at Southern Miss  
 Southeastern Louisiana at Tulane  
 UAB at Jacksonville State  
 South Florida at UCF

**Wed., Feb. 29**

Memphis at Mississippi State  
 Alabama at Southern Miss  
 Jacksonville State at UAB  
 UCF at Bethune-Cookman

**Fri., March 2**

Stony Brook at East Carolina  
 Tennessee vs. Houston <sup>(Minute Maid Park)</sup>  
 Texas vs. Rice <sup>(Minute Maid Park)</sup>  
 Marshall vs. Eastern Michigan <sup>(Winston-Salem, N.C.)</sup>  
 Bradley at Memphis  
 Alabama at Tulane  
 Utah at UAB  
 Siena at UCF  
 Charleston Southern vs. Southern Miss <sup>(Auburn, Ala.)</sup>

**Sat., March 3**

Stony Brook at East Carolina  
 Arkansas vs. Houston <sup>(Minute Maid Park)</sup>  
 Texas Tech vs. Rice <sup>(Minute Maid Park)</sup>  
 Marshall vs. Eastern Michigan <sup>(Winston-Salem, N.C.)</sup>  
 Marshall at Wake Forest <sup>(Winston-Salem, N.C.)</sup>  
 Bradley at Memphis  
 Purdue vs. Southern Miss <sup>(Auburn, Ala.)</sup>  
 Alabama at Tulane  
 Utah at UAB  
 Siena at UCF

**Sun., March 4**

Stony Brook at East Carolina  
 Texas Tech vs. Houston <sup>(Minute Maid Park)</sup>  
 Tennessee vs. Rice <sup>(Minute Maid Park)</sup>  
 Marshall at Wake Forest  
 Bradley at Memphis  
 Southern Miss at Auburn  
 Alabama at Tulane  
 Utah at UAB  
 Siena at UCF

**Tue., March 6**

Houston at Louisiana-Lafayette  
 Memphis at Louisiana-Monroe  
 Rice at Texas State  
 South Alabama at Southern Miss  
 LSU at Tulane  
 UAB at Troy  
 Florida State at UCF

**Wed., March 7**

East Carolina at Troy  
 Marshall at Kentucky  
 Memphis at Louisiana-Monroe  
 Texas A&M-Corpus Christi at Rice  
 Alabama State at UAB  
 Florida State at UCF

**Fri., March 9**

East Carolina at Alabama  
 Houston at Mississippi  
 Marshall at Gardner-Webb  
 Memphis at Baylor  
 Rice at Stanford  
 Southern Miss at Louisiana-Lafayette  
 Tulane at Wichita State  
 Penn State at UAB  
 Massachusetts at UCF

**Sat., March 10**

East Carolina vs. Oral Roberts <sup>(Tuscaloosa, Ala.)</sup>  
 Houston at Mississippi  
 Marshall at Gardner-Webb  
 Memphis at Baylor  
 Rice at Stanford  
 Southern Miss at Louisiana-Lafayette  
 Tulane at Wichita State  
 Penn State at UAB  
 Massachusetts at UCF

**Sun., March 11**

East Carolina vs. Louisville <sup>(Tuscaloosa, Ala.)</sup>  
 Houston at Mississippi  
 Marshall at Gardner-Webb  
 Memphis at Baylor  
 Rice at Stanford

Southern Miss at Louisiana-Lafayette  
 Tulane at Wichita State  
 Penn State at UAB  
 Massachusetts at UCF

**Tue., March 13**

VCU at East Carolina  
 Sam Houston State at Houston  
 Marshall at Morehead State  
 Arizona at Rice  
 Southern Miss at Alabama  
 Louisiana-Monroe at Tulane  
 UAB at Kennesaw State

**Wed., March 14**

Arizona at Rice  
 Miami (Fla.) at UCF

**Fri., March 16**

Penn State at East Carolina  
 Houston at Oklahoma State  
 St. Bonaventure at Marshall <sup>(BWW)</sup>  
 Siena at Memphis  
 Murray State at Southern Miss  
 Brown at Tulane  
 Connecticut vs. UAB <sup>(Conway, S.C.)</sup>  
 Harvard at UCF

**Sat., March 17**

Penn State at East Carolina  
 Houston at Oklahoma State  
 St. Bonaventure at Marshall <sup>(BWW)</sup>  
 Siena at Memphis (DH)  
 Grambling State at Rice  
 Murray State at Southern Miss  
 Brown at Tulane  
 Michigan vs. UAB <sup>(Conway, S.C.)</sup>  
 Harvard at UCF

**Sun., March 18**

Penn State at East Carolina  
 Houston at Oklahoma State  
 St. Bonaventure at Marshall <sup>(BWW)</sup>  
 Grambling State at Rice  
 Murray State at Southern Miss  
 Brown at Tulane  
 UAB at Coastal Carolina  
 Harvard at UCF

**Tue., March 20**

NC State at East Carolina  
 Texas A&M at Houston  
 Marshall at Ohio  
 Arkansas State at Memphis  
 UTSA at Rice  
 Southern Miss at Mississippi  
 Tulane at Louisiana-Lafayette  
 UCF at South Florida

**Wed., March 21**

East Carolina at High Point  
 Washington at Houston  
 Lamar at Rice  
 UAB at Jacksonville State

**Fri., March 23**

East Carolina at UCF  
 Houston at Southern Miss  
 Marshall at UAB  
 Rice at Memphis  
 UMBC at Tulane

**Sat., March 24**

East Carolina at UCF  
 Houston at Southern Miss  
 Marshall at UAB  
 Rice at Memphis  
 UMBC at Tulane

**Sun., March 25**

East Carolina at UCF  
 Houston at Southern Miss  
 Marshall at UAB  
 Rice at Memphis  
 UMBC at Tulane

**Tue., March 27**

East Carolina at NC State  
 Baylor at Houston  
 Marshall at Eastern Kentucky  
 Memphis at Middle Tennessee  
 Rice at Lamar  
 UL-Monroe at Southern Miss  
 Tulane at Southeastern Louisiana  
 Alabama vs. UAB <sup>(H)</sup>  
 UCF at Florida Atlantic

**Wed., March 28**

Memphis at Middle Tennessee

**Fri., March 30**

UAB at East Carolina  
 UCF at Houston  
 Liberty vs. Marshall <sup>(BWW)</sup>  
 Tulane at Memphis  
 Southern Miss at Rice

**Sat., March 31**

UAB at East Carolina  
 UCF at Houston  
 Liberty vs. Marshall <sup>(BWW)</sup>  
 Tulane at Memphis  
 Southern Miss at Rice

**Sun. April 1**

UAB at East Carolina  
 UCF at Houston  
 Liberty vs. Marshall <sup>(BWW)</sup>  
 Tulane at Memphis  
 Southern Miss at Rice

**Tue., April 3**

East Carolina at UNC Wilmington  
 McNeese State at Houston  
 Ohio at Marshall  
 Sam Houston State at Rice  
 Mississippi vs. Southern Miss <sup>(P)</sup>  
 Alcorn State at Tulane  
 Troy at UAB

**Wed., April 4**

Memphis at Tennessee  
 UCF at Miami (Fla.)

**Thu., April 5**

Houston at East Carolina  
 Rice at Tulane  
 Alcorn State at Southern Miss

**Fri., April 6**

Houston at East Carolina  
 Memphis at Marshall <sup>(CH)</sup>  
 Rice at Tulane  
 Alcorn State at Southern Miss  
 UAB at UCF

**Sat., April 7**

Houston at East Carolina  
 Memphis at Marshall <sup>(CH)</sup>  
 Rice at Tulane  
 Alcorn State at Southern Miss  
 UAB at UCF

**Sun., April 8**

Memphis at Marshall <sup>(CH)</sup>  
 UAB at UCF

**Tue., April 10**

East Carolina at Elon  
 Lamar at Houston  
 Coppin State vs. Marshall <sup>(BWW)</sup>  
 Memphis at Arkansas State  
 Texas State at Rice  
 Nicholls State at Tulane  
 UAB at Alabama  
 Florida A&M at UCF

**Wed., April 11**

Old Dominion at East Carolina  
 Southern Miss vs. LSU <sup>(M)</sup>  
 Alcorn State at Tulane  
 Bethune-Cookman at UCF

**Fri., April 13**

East Carolina at Memphis  
 Houston at Texas Tech  
 Rice at Marshall <sup>(CH)</sup>  
 UCF at Southern Miss  
 Tulane at UAB

**Sat., April 14**

East Carolina at Memphis  
 Houston at Texas Tech  
 Rice at Marshall <sup>(CH)</sup>  
 UCF at Southern Miss  
 Tulane at UAB

**Sun., April 15**

East Carolina at Memphis  
 Houston at Texas Tech  
 Rice at Marshall <sup>(CH)</sup>  
 UCF at Southern Miss  
 Tulane at UAB

**Tue., April 17**

UNC Wilmington at East Carolina  
 Houston at Sam Houston State  
 Morehead State at Marshall  
 Rice at Texas A&M  
 Southern Miss at South Alabama  
 Southeastern Louisiana at Tulane  
 Samford at UAB  
 Florida Atlantic at UCF

**Wed., April 18**

William & Mary at East Carolina  
 Memphis at Murray State  
 UAB at Samford

**Fri., April 20**

East Carolina at Rice  
 Marshall at Houston  
 Memphis at Southern Miss  
 UCF at Tulane  
 Gardner-Webb at UAB

**Sat., April 21**

East Carolina at Rice  
 Marshall at Houston  
 Memphis at Southern Miss  
 UCF at Tulane  
 Gardner-Webb at UAB

**Sun., April 22**

East Carolina at Rice  
 Marshall at Houston  
 Memphis at Southern Miss  
 UCF at Tulane  
 Gardner-Webb at UAB

**Tue., April 24**

Mississippi at Memphis <sup>(AZ)</sup>  
 Miss State vs. Southern Miss <sup>(P)</sup>  
 Northwestern State at Tulane  
 Kennesaw State at UAB

**Wed., April 25**

East Carolina at North Carolina  
 Eastern Kentucky at Marshall

**Fri., April 27**

Tulane at East Carolina  
 Houston at UAB  
 Southern Miss at Marshall <sup>(CH)</sup>  
 Memphis at UCF

**Sat., April 28**

Tulane at East Carolina  
 Houston at UAB  
 Southern Miss at Marshall <sup>(CH)</sup>  
 Memphis at UCF

**Sun., April 29**

Tulane at East Carolina  
 Houston at UAB  
 Southern Miss at Marshall <sup>(CH)</sup>  
 Memphis at UCF

**Tue., May 1**

UTSA at Houston  
 Tulane at LSU

**Wed., May 2**

Texas Southern at Rice  
 Grambling State at Southern Miss  
 UCF at Stetson

**Fri., May 4**

Marshall at East Carolina  
 Houston at Rice  
 UAB at Memphis  
 Southern Miss at Tulane  
 Presbyterian at UCF

**Sat., May 5**

Marshall at East Carolina  
 Houston at Rice  
 UAB at Memphis  
 Southern Miss at Tulane  
 Presbyterian at UCF

**Sun., May 6**

Marshall at East Carolina  
 Houston at Rice  
 UAB at Memphis  
 Southern Miss at Tulane  
 Presbyterian at UCF

**Tue., May 8**

Stephen F. Austin at Rice  
 Louisiana-Lafayette at Tulane

**Wed., May 9**

North Carolina at East Carolina  
 Marshall at Eastern Kentucky  
 Tennessee at Memphis  
 Jacksonville State at UAB

**Fri., May 11**

East Carolina at Southern Miss  
 Tulane at Houston  
 UCF at Marshall <sup>(CH)</sup>  
 Memphis at Missouri  
 UAB at Rice

**Sat., May 12**

East Carolina at Southern Miss  
 Tulane at Houston  
 UCF at Marshall <sup>(CH)</sup>  
 Memphis at Missouri  
 UAB at Rice

**Sun., May 13**

East Carolina at Southern Miss  
 Tulane at Houston  
 UCF at Marshall <sup>(CH)</sup>  
 Memphis at Missouri  
 UAB at Rice

**Tue., May 15**

High Point at East Carolina  
 Louisiana-Lafayette at Houston  
 Radford vs. Marshall <sup>(BWV)</sup>  
 UT-Martin at Memphis  
 Rice at Sam Houston State  
 Stetson at UCF

**Thur., May 17**

Memphis at Houston  
 Marshall at Tulane  
 Rice at UCF  
 Southern Miss at UAB

**Fri., May 18**

East Carolina at VMI  
 Memphis at Houston  
 Marshall at Tulane  
 Rice at UCF  
 Southern Miss at UAB

**Sat., May 19**

East Carolina at VCU  
 Memphis at Houston  
 Marshall at Tulane  
 Rice at UCF  
 Southern Miss at UAB

**Wed.-Sun., May 23-27**

Conference USA Championship  
 (Trustmark Park - Pearl, Miss.)

**Fri-Mon., June 1-4**

NCAA Regionals (Sites TBD)

**Fri-Mon., June 8-11**

NCAA SuperRegionals (Sites TBD)

**Fri.-Tue., June 15-26**

College World Series (Omaha, NE)

**AZ**- AutoZone Park, Memphis, Tenn.

**BWV** - Beckley, W. Va.


**CH** - Charleston, W. Va.

**H** - Hoover, Ala.

**M** - Metairie, La.

**P** - Pearl, Miss.





OF | R/R | So.-11

**18** 5-10 | 170 | The Woodlands, Tex.  
College Park HS

**Michael Aquino**

*"ah-QUEEN-no"*

**Wayne Graham said** — "Michael utilizes his speed in the outfield. He helped us last year and continues to work on improving."

**Rice** — **2010:** Appeared in 26 games in first season at the Division I level, including 13 starts... All 13 starts were in left field, and 10 were when the opponent started a left-handed pitcher... Made seven appearances as a pinch-hitter and remained in the game to play the outfield four times... Served as a pinch-runner four times and twice entered the game as a defensive substituti-

tion in left field... Batted .279 for the full season, but maintained a .290 average (9-of-31) when starting... Finished second on the team in pinch-hits (2) and PH appearances (7)... Made collegiate debut on opening day as a pinch-runner in the ninth inning against Stanford and scored a run as Rice attempted to rally... First career start was in front of more than 5,000 fans against SEC foe Kentucky in a game played downtown at Minute Maid Park, where he went 1-for-4 with a run scored... Started again at Minute Maid Park two days later against Baylor and went 1-for-2 with an RBI single... Faced Baylor in the NCAA Tournament as a pinch hitter and delivered a one-out single in the ninth inning... Hit safely in each of the first four games where he recorded an at bat, and was hitting .333 (6-of-18) by the time C-USA league games began in March... Recorded a career-best two hits twice, in games against conference foes Houston and Memphis... Drew a career-high two walks in a road game at Sam Houston State... Proved to be a steady defensive outfielder with good range... Tallied a career-high five put outs in a C-USA start at East Carolina, the same game where he successfully stole second base... One of three former College Park High School Cavaliers, along with **Keenan Cook** and **John Simms**, on the squad... Played in the West Coast Collegiate League (Bellingham, Wa.) over the summer.

**High School** — A 2010 graduate of College Park High School in The Woodlands, Tex... All-state outfielder as a senior (second team selection by the Texas Sports Writers, third team honoree by the Texas HS Coaches Assoc.)... First team 2010 all-Greater Houston according to the *Houston Chronicle*... First team Houston-5A by *Houston5ABaseball.com*... Two-time first team all-District 14-5A... Helped lead the Cavaliers to a 22-10 record and district title as a senior... Batted .395 with 11 home runs, 31 RBI and an .884 slugging percentage... Coached by Jason Washburn, the 2010 District 14-5A co-coach of the year... Squad reached the Region II finals of the state tournament as a junior in 2009... Member of the National Society of High School Scholars.

**Personal** — Full name: Michael Vincent Aquino. Born: Jan. 15, 1992 in Houston. Parents: Vincent and Yvette Aquino of The Woodlands (three brothers, one sister). Enjoys playing music. College: Duncan.

### Rice Highs

#### 2011 Season/Career

4, three times	At Bats
1, eight times	Runs Scored
2, twice	Hits
2, twice	Total Bases
2, at Sam Houston St., Mar. 30	Walks

### Rice Statistics

Year	Avg	GP	GS	AB	R	H	2B	3B	HR	RBI	TB	SLG%	BB	HBP	SO	GDP	OB%	SF	SH	SB	ATT
2011	.279	26	13	43	8	12	0	0	0	4	12	.279	4	0	6	1	.340	0	2	1	3





**RHP | R/R | Jr.-2L**  
**6-5 | 225 | Houston, Texas**  
**Langham Creek HS**  
**Andrew Benak**

**"beh-NOCK"**

**Wayne Graham said** — *"Andrew is still working at his recovery from a redshirt season. He wants to contribute and will be given an opportunity to see if he can in the spring."*

**Rice** — **2011:** Appeared in six games with one start... Worked a total of 11.0 innings, with at least 2.0 frames a total of four times... Pitched a sterling, season-long 3.0 innings on the road against No. 11 ranked Arizona, allowing just a run on one hit

and a walk (but was tabbed with a loss in the outing)... Earned a win in relief against fellow Pac-10 power Southern California the week before as Rice rallied for a victory... Held USC to an earned run in 2.0 innings while striking out one... Fanned a season-high two against Lamar at home in first outing of the season... Maintained a 2.5-to-1 strikeouts-to-walks ratio... Made first start of the season against longtime rival Sam Houston State, with a 2.1 innings... Final appearance was 1.1 innings against Texas A&M-Corpus Christi... **2010:** Worked out of the bullpen to pitch in the first two games of the year at nationally-ranked Stanford... Faced a total of five hitters before being sidelined the rest of the season... **2009:** Appeared in 15 games with three starts in first season at the Division I level... Starting pitcher in the opening home game of the season vs. Houston... Also started at Lamar and at home against Texas State (the Owls went on to win two of his three starts)... Came out of the bullpen to earn first career decision, a victory on the road at Dallas Baptist after firing 1.2 scoreless innings... Maintained a composite 3.94 ERA for 16.0 innings in 12 relief appearances... Struck out a career-high three in 3.1 innings at Lamar... Came back in his next outing and held

heavy-hitting Marshall to just a run in three innings... Pitched well in the season-long best-of-five series against Houston... Worked a career-long 3.2 frames in the start against the cross-town rival Cougars, allowing just one earned run in a no-decision that Rice went on to win 9-2... Held Houston to a .235 opponents' average and posted a 1.69 ERA in 5.1 frames in the Silver Glove Series... Played summer ball in the New England Collegiate League, where he helped lead the Vermont Mountaineers to the finals... Selected as the ninth-best individual prospect in the 12-team NECBL.

**High School** — A 2008 graduate of Langham Creek High School in the northwest Houston area... Led the Lobos to a 22-6 record and a bi-district title as a senior... Earned honorable mention all-District 17-5A honors at first base... Served as team captain... Played in both the city and state versions of the American Baseball Coaches Association (ABCA) all-star games as a junior in 2007... Helped the 2007 LCHS squad to a 17-1 record and Top 15 national ranking... Coached by Armando Sedeno.

**Personal** — Full Name: Andrew Franklin Benak. Born Jan. 31, 1990 in Houston. Parents: Dan and Sandy Benak of Houston

### Rice Statistics

Year	ERA	W	L	App	GS	CG	SHO	CBO	SV	IP	H	R	ER	BB	SO	2B	3B	HR	BF	B/Avg	WP	HBP
2009	5.70	1	1	15	3	0	0	0	0	23.2	30	18	15	16	10	12	1	0	112	.337	6	2
2010	27.00	0	0	2	0	0	0	0	0	0.1	2	2	1	2	0	1	0	0	5	.667	0	0
2011	8.18	1	2	6	1	0	0	0	0	11.0	17	11	10	2	5	6	0	2	51	.370	2	1
<b>TOTAL</b>	<b>6.69</b>	<b>2</b>	<b>3</b>	<b>23</b>	<b>4</b>	<b>0</b>	<b>0</b>	<b>0</b>	<b>0</b>	<b>35.0</b>	<b>49</b>	<b>31</b>	<b>26</b>	<b>20</b>	<b>15</b>	<b>19</b>	<b>1</b>	<b>2</b>	<b>168</b>	<b>.355</b>	<b>8</b>	<b>3</b>

(one sister). Grandfather, Jerry Sims, was a three-year baseball letterman at Rice (1956-58) who helped lead his Owl team to the program's first winning record in more than 30 years. College: Lovett.

## Rice Highs


### 2011 Season

3.0 at Arizona, Mar. 1  
2 vs Lamar, Feb. 22  
1, twice  
1 at Arizona, Mar. 1

Innings  
Strikeouts  
Wild Pitches  
Hit Batters

3.2 vs. Houston, Feb. 25, 09  
3 at Lamar, Apr. 8, 09  
1, eight times  
1, three times

### Career



**OF/C | R/R | Fr.-HS**  
**24** 5-11 | 205 | North Richland Hills  
Richland HS  
**Nick Bullington**

**Wayne Graham said** — *“Nick’s a solid young hitter. His work on his defensive skills will determine his playing time.”*

**High School** — A 2011 graduate of Richland High School in Fort Worth... Three-year starter who was named the District 6-5A Defensive Player of the Year as a senior... Second team All-Tarrant County... Selected to play in the coaches’ association all-star game... Hit .392 for the Rebels with seven home runs, 26 RBI and 22 stolen bases in 30 games in 2011... Finished prep career with

a .401 average, 72 RBI and 59 stolen bases... Earned first team All-District 3-5A as a junior in 2010 to help the team advance to the Region I bi-district playoffs... Maintained a .580 on-base percentage as the primary leadoff batter that season... Named the district’s Newcomer of the Year as a sophomore in 2009... Coached in baseball by Chuck Wells... Versatile athlete also started two seasons as a receiver on the Rebels’ football team... Maintained a 3.9 grade point average... Selected to the district’s All-Academic team five times in two sports (three in baseball, twice in football).

**Personal** — Full Name: Nicholas Perry Bullington. Born: July 9, 1992, in Grapevine, Tex. Parents: Stan and Holly Bullington of North Richland Hills, Tex. (two sisters). Grandfather, Marvin Bullington, was a baseball letterman at Wyoming (1960-63). Chose to attend Rice over Yale, Harvard, Princeton and the U.S. Military and Naval Academies. College: Will Rice



**14**  
**IF/RHP | S/R | Jr.-2L**  
**6-3 | 200 | Sulphur, La.**  
**Sulphur HS**  
**J.T. Chargois**

**"Sha-gwah"**

**Wayne Graham said** — "J.T. will help with his bat and at first base, but his potential as a reliever could make the biggest impact."

**Rice** — **2011:** Successful first season as a starter... One of three Owls to start all 63 games, and the only player to start every game at the same position (first base)... Batted in the same No. 2 spot in the order in all but one game (62 times), the most consistent listing in the batting order for any player at any spot dating back to 2006... Led Conference USA in at bats (261) and

total plate appearances (306), as well as the defensive categories of total chances (646) and put outs (605)... Finished sixth in the conference in runs scored (52), tied for seventh in triples (3), tied for tied eighth in sacrifice bunts (10), and tied for ninth in the league in base hits (78)... Led the Owls with 24 multiple-hit games... Tallied a career-high four hits and drove-in four runs in the second game at Southern Miss to help Rice clinch a share of the C-USA regular season co-championship... Registered seven games with at least three hits... Slugged two home runs, and the timing of both solo shots was big... First career homer broke a 1-1 deadlock in the eighth inning against the Louisiana Ragin' Cajuns, and proved to be the game-winning hit in his home state... Also went deep in the C-USA Tournament to give the Blue & Gray some insurance in a narrow 4-2 win over NCAA Regional-bound UCF... One of only two Owls to hit two doubles in a game two different times (Houston, East Carolina)... Began the year with a 1-for-16 start at the plate, but battled back to hit .299 for the full season and .320 in C-USA league games... Hit .319 in the second half of the year, .320 in the 28 games played away from Reckling Park, and .326 against nationally-ranked opponents... Maintained a career-best 11-game hitting streak in May, and had two other

hitting streaks of at least eight games... Scored all 52 runs over the last 59 games of the season... Registered two runs in a game 13 different times... Finished fifth on the team in RBI (31), but was just six RBI away from second-most on the squad... Tied for third on the team in games with two or more RBI (7), as well as RBI with two outs already recorded in the inning (14)... Drove-in a career-high five RBI in the victory over Marshall... First Owl, and one of only three all year, to record two sacrifice bunts in one game (at Houston)... Twice tallied a career-high six official at bats in a single game, and would have shared the team's season-lead with seven in an extra-inning game at California but drew a career-high three walks that same day... Finished third on the team with 30 walks and was one free pass away from second place (every player in the NCAA had a ways to go before catching Anthony Rendon's 80 walks)... Recorded a career-high 19 defensive put outs in the extra-inning game at Cal, a mark that was only two away from tying (and three from breaking) the individual school record of 21 set back in 1948... Contributed as a relief pitcher seven times... Final pitcher in the game six times, earning saves against Southern California and Kentucky... Pitched a total of 6.2 innings, including a season-long 1.2 hitless frames with three strikeouts against

**Rice Statistics**

Year	Avg	GP	GS	AB	R	H	2B	3B	HR	RBI	TB	SLG%	BB	HBP	SO	GDP	OB%	SF	SH	SB	ATT
2010	.250	3	1	4	1	1	0	0	0	0	1	.250	0	0	1	0	.250	0	0	0	0
2011	.299	63	63	261	52	78	9	3	2	31	99	.379	30	4	41	9	.378	1	10	2	2
<b>TOTAL</b>	<b>.298</b>	<b>66</b>	<b>64</b>	<b>265</b>	<b>53</b>	<b>79</b>	<b>9</b>	<b>3</b>	<b>2</b>	<b>31</b>	<b>100</b>	<b>.377</b>	<b>30</b>	<b>4</b>	<b>42</b>	<b>9</b>	<b>.377</b>	<b>1</b>	<b>10</b>	<b>2</b>	<b>2</b>

Kentucky at Minute Maid Park... Fanned a total of seven hitters... Played in the prestigious Cape Cod League (Brewster) over the summer... **2010: Conference USA Academic Honor Roll**; One of four Owls who saw action as both a pitcher (15 games) and hitter (three games)... Made 13 appearances out of the bullpen and worked his way into two starts late in the year (vs. crosstown foe Texas Southern and Oklahoma State on the road)... Pitched a pair of hitless innings in his collegiate debut, the Owls' home-opener against eventual NCAA Tournament participant Lamar... Earned first career victory with a hitless inning of relief against Texas A&M-Corpus Christi... Posted eight steady relief outings before getting the start against TSU, where he scattered three hits over 5.0 innings with a career-best three strikeouts on the way to his second win... Fired a sensational, career-long 6.1 innings of scoreless relief against rival Houston in the annual Silver Glove Series... Allowed five singles with no walks and struck out three against the Cougars for third win... Pitched well in 1.1 innings against Southern Miss in the championship final of the C-USA Tournament... Displayed outstanding control all season, averaging just 1.3 walks per 9.0 innings... Shared the team lead with eventual major league draft pick Jared Rogers in strike-

outs-to-walks ratio (3.5-to-1)... Pitched six times against teams that went on to play in the NCAA Tournament, and held those talented opponents to a composite .214 batting average... Made three non-pitching appearances, including his offensive debut as a pinch-runner in the opening game of the series at San Diego... Started as the designated hitter the next day at USD and collected his first career base hit (against Toreros' second round MLB draft pick Sammy Solis)... Pinch hit and scored a run in the series-opener against Conference USA foe East Carolina.

**High School** — A 2009 graduate of Sulphur High School in Sulphur, La.... Right-handed pitcher/switch-hitting shortstop who helped lead the baseball team to its first postseason appearance in three years... Earned 5A all-state honors as a utility player... First team all-District 3-5A pitcher... 2009 All-Southwest Team, pitcher... Batted .393 with 12 home runs and an .827 slugging percentage... Maintained a 1.02 ERA in 61.2 innings of work... Coached by Ron Riley... Named to the Louisiana Baseball Coaches All-Star team... Outstanding student who was selected to the state's 5A All-Academic team... Graduated *summa cum laude*... Member of the National Honor Society, 4-H, Calcasieu Junior Leaders and student council.

**Personal** — Full name: Jon Thomas Chargois (prefers the nickname J.T.). Born: December 3, 1990 in Sulphur, La.... Parents: Von and Rhonda Chargois of Sulphur, La. (two sisters). College: Brown.

## Rice Highs

### 2011 Season

6, twice  
2, 13 times  
4 at Southern Miss, May 20  
5 vs. Marshall, Apr. 4  
2, twice  
1, three times  
1, twice  
5, twice  
3 at California, Mar. 12  
1, twice  
2 at Houston, May 7  
1 vs. Stanford, Feb. 18  
19 at California, Mar. 12  
3 vs. Baylor, Mar. 6

At Bats  
Runs Scored  
Hits  
RBI  
Doubles  
Triples  
Home Runs  
Total Bases  
Walks  
Steals  
Sac Hits  
Sac Flies  
Put Outs  
Assists

### Career


6, twice  
2, 13 times  
4 at Southern Miss, May 20, '11  
5 vs. Marshall, Apr. 4, '11  
2, twice  
1, three times  
1, twice  
5, twice  
3 at California, Mar. 12, '11  
1, twice  
2 at Houston, May 7, '11  
1 vs. Stanford, Feb. 18, '11  
19 at California, Mar. 12, '11  
3 vs. Baylor, Mar. 6, '11

1.2 vs. Kentucky, Mar. 4  
3 vs. Kentucky, Mar. 4  
none  
1, twice

Innings Pitched  
Strikeouts  
Wild Pitches  
Hit Batters  
6.1 at Houston, May 18, '10  
3, four times  
1 at Texas, Mar. 23, '10  
2, twice

## Rice Statistics

Year	ERA	W	L	App	GS	CG	SHO	CBO	SV	IP	H	R	ER	BB	SO	2B	3B	HR	BF	O/Avg	WP	HBP
2010	3.29	3	2	15	2	0	0	0	0	27.1	33	13	10	4	14	4	0	3	118	.306	1	6
2011	13.50	0	2	7	0	0	0	0	2	6.2	8	10	10	9	7	1	0	2	39	.308	0	2
<b>TOTAL</b>	<b>5.29</b>	<b>3</b>	<b>4</b>	<b>22</b>	<b>2</b>	<b>0</b>	<b>0</b>	<b>0</b>	<b>2</b>	<b>34.0</b>	<b>41</b>	<b>23</b>	<b>20</b>	<b>13</b>	<b>21</b>	<b>5</b>	<b>0</b>	<b>5</b>	<b>157</b>	<b>.306</b>	<b>1</b>	<b>8</b>



**IF/OF | L/R | So.-11**  
**17** **6-0 | 186 | The Woodlands, Tex.**  
**College Park HS**  
**Keenan Cook**

**Wayne Graham said** — “Keenan stepped-in and did well when we needed him to start as a freshman last year. That experience can help him get even better.”

**Rice** — **2010:** All Silver Glove Series; Played in 60 of the team’s 63 games, including 53 starts in first season at the Division I level... Finished sixth on the team in starts... Made 49 starts in the outfield (40 in left, eight in right and one in center)... Started twice at second base and twice as the designated hitter, with both DH starts in the very first series of the year against Stanford

(including Opening Day)... Forty-six starts were as the leadoff batter, a spot he had essentially locked-up the second half of the season... Batted .296 over the Owls’ last 30 games to raise his average 23 points... Hit a steady .284 in the No. 1 spot in the order and reached base at a .438 pace when leading-off an inning... Average was .288 against the talented teams that went on to play in the NCAA Tournament... Night Owl who hit 89 points higher in night games (.323) than day games (.234)... Batted .357 and scored four times in the season-long five-game Silver Glove Series against crosstown rival Houston... Recorded a career-high three hits in the first meeting against Houston, and later matched that total in the final home against Memphis... Collected 14 games with two or more hits... Maintained a career-best 10-game hitting streak that was tied for the fourth-longest on the team... Hit lone home run of the season in the NCAA Tournament against eventual College World Series participant California... Drove-in a career-best four runs in the finale against Louisiana Tech, and had two or RBI in a game four times... Finished second on the team in walks (31)... Drew a career-high three walks in the second Silver Glove game against Houston... Tied for second on the team with six steals, converting on 6-of-7 attempts... Fourth on the squad with seven sacrifice bunts... Recorded defensive assists from two different outfield positions - from left field against Louisiana Tech

and from right field against Marshall... Made a dramatic, game-saving diving catch in left field in the C-USA Championship Final against Houston... Career-high put outs in a single game was five against Baylor in the NCAA Tournament... Played in the Alaska League (Anchorage) over the summer... One of three former College Park High School Cavaliers, along with **Michael Aquino** and **John Simms**, to join the Owls in 2010.

**High School** — A 2010 graduate of College Park High School in The Woodlands, Tex... Second team 2010 all-Greater Houston selection by the *Houston Chronicle*... All-Houston 5A honorable mention by *Houston5ABaseball.com*... Twice selected first team all-District 14-5A... Two-time member of the Houston Area Baseball Coaches Association 5A all-stars (Northeast)... Named to the Texas High School Baseball Coaches Association Academic All-state team... Helped lead the team to a 22-10 record and district title as a senior... Coached by Jason Washburn, the 2010 District 14-5A co-coach of the year... Hit .362 with 34 hits and 36 runs scored in 32 games... Drove in 22 runs and stole 18 bases... Maintained a .334 average for his prep career... The Cavs reached the Region II finals of the state tournament in his junior season of 2009... Versatile two-sport star also earned three varsity letters in football and was named a second-team all-district honoree.

**Rice Statistics**

Year	Avg	GP	GS	AB	R	H	2B	3B	HR	RBI	TB	SLG%	BB	HBP	SO	GDP	OB%	SF	SH	SB	ATT
2011	.276	60	53	203	28	56	6	1	1	23	67	.330	31	6	50	2	.383	3	7	6	7

**Personal** — Full name: Keenan Jackson Cook. Born: January 10, 1992 in The Woodlands. Parents: Wes and Cindi Cook of The Woodlands (one brother and one sister). Older brother, Aaron, played Division I baseball for Texas Arlington and Sam Houston State. College: Jones.

## Rice Highs

### 2011 Season & Career

6 at California, Mar. 12

2, four times

3, twice

4 vs. Louisiana Tech, Mar. 20

1, six times

1 at UAB, Apr. 23

1 vs. California, June 5

4, twice

3 vs. Houston, Mar. 29

1, six times

1, seven times

1, three times

5 vs. Baylor, June 4

3 at Arizona, Mar. 1

At Bats

Runs Scored

Hits

RBI

Doubles

Triples

Home Runs

Total Bases

Walks

Steals

Sac Hits

Sac Flies

Put Outs

Assists



**38**

**C | R/R | Fr.-HS**

**6-1 | 205 | Richmond, Tex.**

**Lamar Consolidated HS**


**Matt Ditman**

**Wayne Graham said** — *"Matt's a big, young catcher with defensive skills. With work on his hitting he has a chance to become a Division I catcher."*

**High School** — A 2011 graduate of Lamar Consolidated High School in Rosenberg, Tex.... Third-team 4A all-state catcher by the Texas Sports Writers Association in 2011... Second-team 4A All-Greater Houston by *Houston5ABaseball.com*... Selected to play in the Houston Area Baseball Coaches North-South All-

Star game... Three-time all-District 23-4A honoree, including first team catcher as a senior... Helped lead the Mustangs to a 23-7 record, the quarterfinals of the 4A Region III playoffs, and No. 6 ranking in the state... Program won in three district titles in four years as a starter for head coach Phil Schwarz, the 23-4A co-coach of the year in 2011... Batted .350 with five home runs and 20 RBI as a senior... Maintained a .310 average with 60 RBI during prep career... AP Scholar with Honor... National Honor Society... Member of Speech & Debate.

**Personal** — Full name: Matthew David Ditman. Born: August 13, 1992, in San Diego, Calif. Parents: Mark and Diane Ditman of Richmond, Tex. (one sister). Father is an Associate Vice President at Rice. Chose to attend Rice over Baylor, Penn and Columbia. College: Baker.



**RHP | R/R | Jr.-2L**  
**6-3 | 210 | Houston, Texas**  
**Bellaire HS**  
**31**  
**Tyler Duffey**

**Wayne Graham said** — “Tyler is one of the guys who carried us last year out of the bullpen. We expect him to have a pivotal role again because his stuff is good and he continues to mature as a pitcher.”

**Rice — 2011: Most Valuable Player of the C-USA Championship;** Finished second on the team, and third in Conference USA, in appearances (30)... Shared the team lead, and tied for third in the league, with eight wins... Posted saves against C-USA foes Tulane and Memphis... Finished eighth in the conference

in strikeouts (76)... Averaged a team-leading 11.3 strikeouts per 9.0 innings pitched... Maintained a 4.2-to-1 strikeouts-to-walks ratio... Held opposing hitters to a composite .230 batting average, a mark that shrank to .203 when there were two outs recorded in the inning and just .175 when runners were on base... Named the MVP of the C-USA Championship after two brilliant career outings over a three-day span... Pitched a total of 9.0 innings at the C-USA tourney, scattering six singles with no walks and striking out eight... Tied a career-high with 4.1 scoreless innings against the No. 1 hitting team in the conference (Memphis) while the offense rallied for an 8-5 win... Two days later in the tournament’s championship game against Houston he allowed just two hits and struck out a career-high seven with a new career-best of 4.2 scoreless frames... Sterling C-USA outings were a function of a sensational second half of the season where he maintained a 0.79 ERA, a .206 opponents’ batting average, only eight walks and just one extra base hits allowed over his last 34.1 innings of the season... ERA in conference-only games was 1.71 in 21.0 league innings... More than one third of his innings (23.1) were against elite teams that went on to play in NCAA Regionals... ERA in games played away from Reckling Park was a team-best 1.78

in 30.1 frames... Made first career start on the road against the Louisiana Ragin’ Cajuns and allowed just one run in a predetermined 3.0 innings of work... Pitched 2.0 or more innings a total of 15 different times... Played in the prestigious Cape Cod League (Falmouth) over the summer... **2010:** Appeared in 26 games, all in relief... Pitched in the most games of any Rice freshman... Led the staff in saves (4) and was second in games finished (15)... Notched saves against Texas Tech and Conference USA foes UCF and East Carolina (twice)... Earned wins in games against Nebraska and a California team that went on to play in the College World Series... Threw a career-long 4.1 innings to defeat Cal... Came back three days later in his next outing and posted a career-high six strikeouts while allowing just one hit in 2.2 frames against No. 2 ranked Texas... Pitched 2.0 or more innings ten different times... Amassed 45 strikeouts in 41.0 innings of work for a staff-leading 9.9 Ks per 9.0 IP (min. 10 inn.)... Maintained a steady 2.8-to-1 strikeouts-to-walks ratio, but only walked as many as two batters in any game on just two occasions... Held nationally-ranked teams to a .200 opponents’ batting average while registering a 3.09 ERA.

### Rice Statistics

Year	ERA	W	L	App	GS	CG	SHO	CBO	SV	IP	H	R	ER	BB	SO	2B	3B	HR	BF	B/Avg	WP	HBP
2010	5.27	2	2	26	0	0	0	1	4	41.0	43	29	24	16	45	10	1	8	188	.265	0	4
2011	2.52	8	2	30	1	0	0	0	2	60.2	54	22	17	18	76	6	3	4	263	.230	2	4
<b>TOTAL</b>	<b>3.63</b>	<b>10</b>	<b>4</b>	<b>56</b>	<b>1</b>	<b>0</b>	<b>0</b>	<b>1</b>	<b>6</b>	<b>101.2</b>	<b>97</b>	<b>51</b>	<b>41</b>	<b>34</b>	<b>121</b>	<b>16</b>	<b>4</b>	<b>12</b>	<b>451</b>	<b>.244</b>	<b>2</b>	<b>8</b>

**High School** — A 2009 graduate of nearby Bellaire High School in Bellaire, Tex.... Named one of the nation's top prep prospects in 2009 by Collegiate Baseball... Helped lead the Cardinals to a 34-4-1 record and the semi-finals of the state tournament... Coached by Rocky Manuel... Three-time first team all-District 20-5A selection... Two-time selection to the Texas Association of Sports Officials (TASO) All-Tournament team and a 2008 Houston Area Baseball Coaches Association all-star... Played summer ball for the Northwest (Houston) Wildcats under head coach Jack Schultea... Member of the 2008 Texas Rangers area code team.

**Personal** — Full name: Tyler Blinn Duffey. Born: Dec. 27, 1990, in Houston. Parents: Tim and Shanna Duffey of Houston (one brother). Rice College: Lovett.

## Rice Highs


### 2011 Season

4.2 vs. Houston, May 28  
7 vs. Houston, May 28  
1, twice  
1, four times

Innings Pitched  
Strikeouts  
Wild Pitches  
Hit Batters

4.2 vs. Houston, May 28, '11  
7 vs. Houston, May 28, '11  
1, twice  
2 at Stanford, Feb. 20, '10

### Career



44

**IF/C | R/R | Fr.-HS**  
**6-1 | 220 | Arlington, Tex.**  
**Arlington HS**  
**Skyler Ewing**


**Wayne Graham said** — *"Skyler has outstanding power. He is continuing to work on his defensive skills, but his bat will help him have a role."*

**High School** — A 2011 graduate of Arlington High School... Versatile catcher/first baseman and pitcher who was named the 2011 District 4-5A Utility Player of the Year on a vote of the league head coaches... Three-year varsity starter and all-district honoree for head coach David Nix, the 4-5A coach of the year in 2011...

Helped lead the Colts to the district championship as a senior and to the Region I quarterfinals of the state tournament... Batted .443 with 13 home runs and 46 RBI in the team's 40 games in 2011... Went 7-3 on the mound with a 3.26 ERA and 98 strikeouts in 67 innings of work... Maintained a .450 batting average during prep career with 31 homers... Outstanding student... Named to the 2011 5A Academic All-State team by the Texas High School Baseball Coaches Association (THSBCA)... National Honors Society member... Principals Award recipient... Played locally over the summer for Kyle Chapman Red of the Premier Baseball League.

**Personal** — Full Name: Skyler Blaine Ewing. Born: August 22, 1992, in Arlington, Texas. Parents: William and Doreen Ewing of Arlington (one brother, one sister). Said he wanted to go to Rice since he was 10 years old when he "attended the College World Series in 2003." Member of the Fellowship of Christian Athletes. College: Martel





**40** **RHP | R/R | So.-11**  
**6-2 | 205 | Cypress, Texas**  
**Cypress Woods HS**  
**Jeremy Fant**

**Wayne Graham said** — “Jeremy made a lot of progress last year. He finished strong in the fall and has enough experience to help us in various roles.”

**Rice** — **2011:** Finished with the third-most relief outings (20) on the staff... Fifth on the team with 21 total appearances, where all but one were out of the bullpen... Final pitcher in a game six times, tying for the Owls’ third-highest total... Maintained a steady 3.71 ERA in 26.2 innings... Held opposing hitters to a composite .245 batting average, the Owls’ fourth-best mark

for pitchers with at least that many innings... Averaged 9.8 strikeouts per 9.0 innings... Strikeouts-to-walks ratio was 2.1-to-1... Pitched at least 2.0 innings in a game six different times... ERA in eight appearances away from Reckling Park was 0.79 over 11.1 innings... Worked a scoreless 1.1 innings and struck out two on Opening Day against nationally-ranked Stanford... Was sensational in a road-rematch against Lamar, firing a career-long 4.0 scoreless frames while allowing just three hits, no walks and striking out a career-high five... Earned first career victory for that outing at Lamar... Won in relief with 2.0 scoreless frames in the finale against C-USA foe Marshall... After allowing the second of two hits to the Thundering Herd that day, he turned right around and picked the runners off base on the next play... Made first career start three days later (at Reckling Park against Louisiana), but didn’t get any offensive support from his teammates as the Owls ended up getting shut out at home for the first time in two years... Later tallied 3.1 hitless relief innings with no walks in a road rematch against same Ragin’ Cajuns squad... Played in the Coastal Plain League (Forest City Owls) over the summer... **2010: Conference USA Academic Honor Roll;** Appeared in three games, all out of the bullpen... Made Division I debut against

eventual NCAA Tournament participant California... Worked two-thirds of an inning against Cal without allowing any hits or runs in the opener of the four-game home series, his only Reckling Park appearance... Pitched in road games at Sam Houston State and Texas A&M... Threw a career-long 2.0 innings at Sam Houston, scattering three hits and a strikeout without allowing any runs.

**High School** — A 2009 graduate of Cy Woods High School in Cypress, Tex.... Emerged as one of the stars for the school’s fledgling varsity baseball program, earning first-team all-District 15-5A honors as a senior... Helped lead the team to a 21-7 record and bi-district championship... Went 6-2 with a 1.32 ERA on the mound, registering 85 strikeouts with just 12 walks... A 2009 Houston Area Baseball Coaches Association all-star... Maintained a 2.42 ERA with 45 strikeouts in the Wildcats’ inaugural season of 2008... Coached by Thomas Loria... Earned academic all-state honors in 2009... Outstanding student who graduated seventh, summa cum laude, in his class of 946... Member of the National Honor Society, Spanish National Honor Society and Distinguished Honor Roll.

### Rice Statistics

Year	ERA	W	L	App	GS	CG	SHO	CBO	SV	IP	H	R	ER	BB	SO	2B	3B	HR	BF	B/Avg	WP	HBP
2010	0.00	0	0	3	0	0	0	0	0	2.2	3	1	0	2	1	0	0	0	15	.250	0	1
2011	3.71	2	1	21	1	0	0	2	0	26.2	26	13	11	14	29	6	1	0	125	.245	6	4
<b>TOTAL</b>	<b>3.38</b>	<b>2</b>	<b>1</b>	<b>24</b>	<b>1</b>	<b>0</b>	<b>0</b>	<b>2</b>	<b>0</b>	<b>29.1</b>	<b>29</b>	<b>14</b>	<b>11</b>	<b>16</b>	<b>30</b>	<b>6</b>	<b>1</b>	<b>0</b>	<b>140</b>	<b>.246</b>	<b>6</b>	<b>5</b>

**Personal** — Full name: Jeremy Regan Fant. Born: January 11, 1991, in Midland, Tex. Parents: Bob and Jill Fant of Cypress, Tex. (one brother). College: Jones.

## Rice Highs

### 2011 Season

4.0 at Lamar, Mar. 22  
5 at Lamar, Mar. 22  
2 vs. FIU, Mar. 9  
1, four times

Innings  
Strikeouts  
Wild Pitches  
Hit Batters

### Career

4.0 at Lamar, Mar. 22, '11  
5 at Lamar, Mar. 22, '11  
2 vs. FIU, Mar. 9, '11  
1, five times



# 15

**OF | R/R | Sr.-3L**  
**6-1 | 200 | Katy, Texas**  
**Katy HS**

**Michael Fuda**

### "FOO-dah"

**Wayne Graham said** — *"Mike had a great fall. We think he's positioned to have a great year, with his bat and his glove."*

**Rice** — **2011:** Played in 44 of the team's 63 games, missing a month with a hamstring injury suffered while snaring a curving drive toward the left field corner in the finale of the Southern California series (Feb. 27)... Was hitting .308 before getting sidelined, then made first start since that USC game a month later in the finale of the of the UCF series (Mar. 27)... Initially battled

through a 10-for-65 stretch during his return to live-pitching, but rallied for a 21-for-64 finish (.328) over the final 18 games of the season to raise his final season average 49 points... Helped the Owls go 13-5 in its final 18 games, including nine key wins away from Reckling Park to help the team earn a national seed in the NCAA Tournament... Finished with 43 starts, all in the outfield... Started first seven games of the year in left field, and each of the last 36 in center when he made his return to action... All-Silver Glove Series selection for the season-long best-of-five games vs. crosstown rival Houston... Went 9-for-28 (.321) in the Owls' post-season run, including four hits with a pair of doubles in the NCAA Tournament... Batted .294 (5-for-17) in the Conference USA Tournament... Hit .303 in games played at Reckling Park, but was at his best in the high-profile games where the attendance was at least 4,000 fans... Batted .385 (10-for-26) with nine runs scored in seven of the games where the attendance was 4,000-plus... Collected two or more hits in a game 13 times, including a season-high three hits twice (vs. Alcorn State and USC)... Drove-in two or more runs four times, and the Owls went 4-0 in those games... Tied a career-high with two walks three times... Error-free in the outfield... Made six defensive assists from the outfield - tops on the team, the most by an Owl in two years and almost as many as all his other teammates combined (8)... Threw-out runners at home plate four times and two others who were trying to reach at third base... Registered a career-high eight put outs in a single game in the finale of the Houston series... Played locally in the Karl Young League over the summer... **2010: NCAA All-Regional**

**Team; Conference USA All-Tournament Team;** Played in 61 of 63 games with 58 starts... Made 53 starts in left field and five as the designated hitter... Batted second in the order 17 times, third in the order three times, and once at leadoff (the opening game of the Memphis series)... Led the team and was third in Conference USA with six triples... Collected two or more hits in a game a Rice-best 26 times... Finished third on the Owls in hitting (.346) and at bats (231), and was fourth in hits (80), total bases (120) and on-base percentage (.419)... Carried the offense through the first 34 games of the season as the team's top hitter with a .354 average that was 11 points higher than the next closest Owl... Batted .366 with runners on base all year... Hit a combined .455 (15-of-33) in Rice's eight postseason games, including a team-best .412 in the NCAA Regional (7-of-17) and .500 in the C-USA Tournament (8-of-16)... Did some of his best hitting (.429, 9-for-21) in seven total appearances as the DH... Had a .380 average and a .562 slugging percentage when playing away from Reckling Park... Longest hitting streak was officially 13 games (the last four games of 2009 and the first nine of 2010)... Went on an eight-game hitting streak later in the season... Tied a

career-high with four hits in a single game and did it four different times... Twice hit two home runs in a game, as the DH in the finale of the East Carolina series and against crosstown rival Houston in the C-USA Tournament... Tallied a career-best 12 total bases and scored four times in the tournament win over UH... Although he was only fifth on the Owls with 59 runs scored, that total was also ninth overall in Conference USA and would have led five other league teams... Scored two or more runs in a game 16 times, highlighted by five runs against NCAA Tournament-bound California to tie for the most by an Owl all season... Drove in two or more runs 12 times, with a career-high four RBI on two occasions... Drew four-times as many walks (27) as last season to improve his on-base percentage by 42 points... Registered season highs in sac bunts (3) and sac flies (2)... Helped throw out runners on the basepaths from his spot in left field three times, including home plate, third base and second base... **2009:** All-Silver Glove Series (of); Played in 56 games with 48 starts... Made 44 starts in left field and four as the designated hitter... Finished second on the team in hitting (.359) and fourth in doubles (14), triples (2), on-base percentage (.385) and sacrifice flies (3)... Fifth

in slugging percentage (.508)... Hit safely in 10-straight games... Batted a team-best .386 (17-for-44) in games against nationally-ranked teams and .448 (13-of-29) in Rice's seven-game run through the NCAA Tournament... Ended the season with a four-game hitting streak... Collected 21 games with two or more hits, including a career-high four hits in wins over Texas A&M-Corpus Christi and Kansas State in the NCAA Regional final... Scored three runs against KSU to tie a career-high... Also scored three runs in the come-from-behind win at East Carolina... Recorded two doubles on a three-hit day against Tulane... Hustled for triples in back-to-back games vs. Marshall and Texas... Season-high RBI day was three against Marshall in the opening round of the C-USA Tournament... Stole eight bases in 12 attempts... Played his best baseball over the final 40 games of the season, hitting an even .400 (62-of-155) with a .574 slugging percentage and 39 runs scored... Steady defensive leftfielder with exceptional range... Made only one error... Threw-out five different runners trying to advance on the basepaths, including four at home plate and two that turned into double-plays after making a catch... Played a partial season of summer ball for the Clarinda A's in the Missouri-Iowa-Nebraska-Kansas (M.I.N.K.) League... Was selected as the fourth-best individual prospect in the 10-team league... **2008:** Played in three games with one start at second base at home against Texas A&M-Corpus Christi... Played as a defensive substitute and later scored a run in the Owls' 10-6 win over Winthrop... Made one appearance as a pinch hitter... Played error-free at second base.

### Rice Statistics

Year	Avg	GP	GS	AB	R	H	2B	3B	HR	RBI	TB	SLG%	BB	HBP	SO	GDP	OB%	SF	SH	SB	ATT
2008	.000	3	1	4	1	0	0	0	0	0	0	.000	0	0	2	0	.000	0	0	0	0
2009	.359	56	48	181	43	65	14	2	3	21	92	.508	6	1	30	2	.377	3	0	8	12
2010	.346	61	58	231	59	80	7	6	7	45	120	.519	27	4	61	6	.419	3	2	6	8
2011	.255	44	43	161	25	41	7	0	0	18	48	.298	18	4	39	4	.339	3	5	1	5
<b>TOTAL</b>	<b>.322</b>	<b>164</b>	<b>150</b>	<b>577</b>	<b>128</b>	<b>186</b>	<b>28</b>	<b>8</b>	<b>10</b>	<b>84</b>	<b>260</b>	<b>.451</b>	<b>51</b>	<b>9</b>	<b>132</b>	<b>12</b>	<b>.381</b>	<b>9</b>	<b>7</b>	<b>15</b>	<b>25</b>

**High School** — A 2007 graduate of Katy High School... Earned all-America honors from Louisville Slugger as 2B... Named first-team 5A all-state in baseball in 2006 and 2007... All-District 18-5A selection at wide receiver and kick returner for coach Gary Joseph... Third-team 5A all-state by *Dave Campbell's Texas Football* as a kick returner... Caught 44 passes for 738 yards and eight scores as a senior... Listed on the *Dallas Morning News* and *Rivals.com* Texas 100 after earning first-team all-state selection as a junior, catching 62 passes for 1399 yards and 19 touchdowns.


**Personal** — Full Name: Michael Vincent Fuda... Born: Jan. 13, 1989 in Chicago... Parents: Frank and Rita Fuda (two brothers) Younger brother, Joey, plays in the outfield at Texas State University. College: Sid Richardson.

## Rice Highs

### 2011 Season

6 vs. Alcorn State, June 3	At Bats	6, four times
3, twice	Runs Scored	5 vs. California, Mar. 13, '10
3, twice	Hits	4, six times
2, four times	Runs Batted In	4, twice
2 vs. Alcorn State, June 3	Doubles	2, twice
none	Triples	1, eight times
none	Home Runs	2, twice
5 vs. Alcorn State, June 3	Total Bases	12 vs. Houston, May 27, '10
2, three times	Walks	2, nine times
1 vs. Marshall, Apr. 3	Stolen Bases	2 vs. LSU, June 5, 2009
8 at Houston, May 8	Put Outs	8 at Houston, May 8, '11
1, six times	Assists	2 vs. California, Mar. 13, '10

### Career



**1** **OF/IF | R/R | Sr.-3L**  
**5-9 | 180 | Houston, Texas**  
**Lamar HS**  
**Daniel Gonzales-Luna**

**Wayne Graham said** — “D.G.L.’s a team-player with speed who helps us in any of the outfield positions, as a pinch-runner or hitter.”

**Rice** — **2011:** All-Silver Glove Series team for the season-long best-of-five games vs. crosstown rival Houston; Played in 41 games with 13 starts to tie a career-high... Started 12 games in the outfield (eight in center, three in right and once in left)... Made one start at third base (vs. Kentucky at Minute Maid Park)... Batted leadoff seven times, the second-most for an Owl in the top

spot in the order... Played as a defensive substitute in the outfield 16 times... Appeared in 15 games as a pinch-runner... Entered a game as a pinch-hitter five times... Ended up having six pinch-hit at bats in five games as a pinch-hitter due to the Owls sending 14 men to the plate in an eight-run inning (against Arizona)... Maintained an .833 on-base percentage as a pinch-hitter by going 1-for-2 with three walks and getting hit by a pitch... Finished seventh on the team in on-base percentage (.370)... Managed to reach base when leading-off an inning 8-of-17 times (.471)... Batted .286 in day games... Hit .267 in all games played away from friendly Reckling Park... Went 4-for-8 with a double, four RBI, two runs scored and two walks to earn selection to the all-series team against Houston... Collected a season-high two hits in a game three different times... Drew a career-high three walks in a start against Louisiana Tech... Tallied a career-high seven at bats in the extra-inning game at AT&T Park against eventual College World Series participant California, tying for the most official at bats by an Owl all season... Made a career-high five put outs that night against the Golden Bears... Registered first-ever defensive assist from the outfield, but it probably saved the game in a narrow 2-1 road win at Louisiana as he threw-out a Ragin’ Cajun runner trying to stretch a leadoff single into a double in the bottom of the eighth inning... **2010: Conference USA Academic Honor Roll;** Played in 23 games with one start as the designated hitter (at home against Dallas Baptist)... Led the team with 22 games played as a sub, including 14 as a pinch-runner, five as pinch-hitter, two as a defensive replacement in the outfield and once

as the new DH... Came off the bench to bat for eventual major league draft pick Chad Mozingo against crosstown foe Texas Southern and drove a pinch-hit double down the left field line and later scored... Scored 10 times, nine of which were in games he entered as a pinch-runner... Pinch-ran at Houston in the Silver Glove Series and stole a base in his only attempt... Drew a walk and was twice hit by a pitch for a .333 on-base average... **2009: Conference USA Academic Honor Roll**; Played in 21 games with 13 starts as a freshman... Made four starts in right field and nine as the designated hitter... Posted the second-highest batting average on the team (.360) behind **Anthony Rendon**... Had the highest average (.472) among the ten different Owls who batted as the designated hitter... Began his Rice career hitting safely in each of his first six games at the Division I level... Shared the team lead for hits in a single game (4), and reached that career-high twice (vs. Tulane and Sam Houston State)... Only one other Owl had more four-hit games (Jimmy Comerota, 3)... Batted .455 (5-for-11) with a sacrifice bunt against elite teams that went on to play NCAA Tournament... Hit .436 (17-for-39) with a .590 slugging percentage in home games at Reckling Park... Played summer ball for the Riverhead Tomcats in the Atlantic Collegiate League.

**High School** — The 2008 Valedictorian of nearby Lamar High School... Three-time all-District 20-5A honoree... Helped lead team to a 29-7 record, the regular season district championship and the Region III quarterfinals as a senior... Hit a walk-off home run in the bi-district playoffs as a senior in 2008... Coached by Mike McGilvray... Named to the 2008 5A Baseball All-State Academic Team.

**Personal** — Full Name: Daniel Carlos Gonzales-Luna. Born: Sept. 21, 1989 in Fresno, Calif. Parents: Carlos Gonzales and Horcencia Luna Gonzales (three brothers) of Houston. Brother, Noel, played baseball at Princeton. College: Hanszen.

## Rice Highs

### 2011 Season

7 at California, Mar. 12  
 2 at Houston, May 7  
 2, three times  
 2 at Houston, Mar. 29  
 1 at Houston, May 7  
 none  
 3 at Houston, May 7  
 3 vs. La Tech, Mar. 19  
 none  
 1, four times  
 1 vs. Houston, Mar. 23  
 5 at California, Mar. 12

At Bats  
 Runs Scored  
 Hits  
 Runs Batted In  
 Doubles  
 Home Runs  
 Total Bases  
 Walks  
 Stolen Bases  
 Sac Hits  
 Sac Flies  
 Put Outs

7 at California, Mar. 12, '11  
 2, four times  
 4, twice  
 2, three times  
 1, five times  
 1 vs. Tulane, Apr. 3, '09  
 5, twice  
 3 vs. La Tech, Mar. 19, '11  
 1, four times  
 1, six times  
 1, twice  
 7 at California, Mar. 12, '11

### Career

## Rice Statistics

Year	Avg	GP	GS	AB	R	H	2B	3B	HR	RBI	TB	SLG%	BB	HBP	SO	GDP	OB%	SF	SH	SB	ATT
2009	.360	21	13	50	12	18	3	0	1	7	24	.480	5	0	10	1	.411	1	2	3	5
2010	.111	23	1	9	10	1	1	0	0	0	2	.222	1	2	2	0	.333	0	0	1	1
2011	.182	41	13	55	12	10	1	0	0	8	11	.200	13	4	9	1	.370	1	4	0	1
<b>TOTAL</b>	<b>.254</b>	<b>85</b>	<b>27</b>	<b>114</b>	<b>34</b>	<b>29</b>	<b>5</b>	<b>0</b>	<b>1</b>	<b>15</b>	<b>37</b>	<b>.325</b>	<b>19</b>	<b>6</b>	<b>21</b>	<b>2</b>	<b>.383</b>	<b>2</b>	<b>6</b>	<b>4</b>	<b>7</b>



**4** IF | R/R | So.-11  
**5-11 | 180 | Lake Jackson, Tex.**  
**Brazoswood HS**  
**Derek Hamilton**

**Wayne Graham said** — “After working very hard over the summer, Derek has shown a great improvement with both his bat and his glove. His speed, range and hitting have improved from a year ago.”

**Rice** — **2011:** All-Silver Glove Series team for the season-long best-of-five games vs. crosstown rival Houston; Finished fourth on the team in starts, 62 of the Owls’ 63 games as a true freshman... All starts were at shortstop, the second-most by any Owl at one position (J.T. Chargois started all 63 games at first

base)... Made 56 starts batting in the final third of the order, but twice batted leadoff where he went 4-for-10 in a pair of Rice wins over Sam Houston State and Marshall... Finished second on the team, and tied for fifth in Conference USA, in sacrifice bunts (11)... Reached base 19-of-46 times (.413) when leading off an inning... Batted .309 (25-of-81) with runners in scoring position... Hit .385 (5-for-13) with four RBI and three runs scored in four games at the C-USA Championship to help the Owls claim the league title and automatic NCAA bid... Went 2-for-2 with a walk and a sacrifice in the C-USA’s Championship Final vs. Houston... Batted .294 (5-for-17) with five RBI and two doubles in five-game regular season series vs. the Cougars... Helped carry the team in the first half of the season when injuries had hit the squad hard... Through the first 29 games of the year he maintained a .330 batting average (33-for-100) that was the Owls’ second-best behind Anthony Rendon... Started on Opening Day against nationally-ranked Stanford and went 2-for-3 with a double... Tied for fourth on the team with 16 multiple-hit games... Collected a career-high three hits in a game three different times, including contests vs. C-USA rivals Southern Miss and UCF... Best hitting streak was 12-consecutive games, which held up as the second-longest on the team all year... Tied for third in games with two or more RBI (7)... Drove in a career-high three RBI in the win over Stanford...

Fourteen of his 30 RBI were delivered with two outs already recorded in the inning, the third-most two-out RBI on the team... Scored two or more runs in a game six times... Finished second in the conference with 193 defensive assists, the second-highest total by an Owl shortstop in the last four years... Became the third different Owl in as many years to post a team-best nine assists in a single game (in the finale vs. Stanford)... Turned or started 33 of the team’s 52 double plays... Tallied a career-high five put outs against UAB and Texas State.

**High School** — A 2010 graduate of Brazoswood High School in Clute, Texas... All-Houston 5A honorable mention by *Houston5ABaseball.com*... Two-time first team all-District 24-5A shortstop... Helped the Buccaneers finish with a 32-8 record, reach the Region III semifinals, and finish with a No. 10 state ranking as a senior... Batted .408 with six home runs... Played shortstop and pitched as a junior to help the Bucs reach the 2009 Region III finals... As a junior he hit .400 with six home runs, 12 doubles and 31 RBI and maintained a 1.73 ERA with two wins and two saves in 24.1 innings on the mound... Three-year starter for head coach Bobby Williams... Versatile athlete who also played varsity basketball for a year, averaging 12 points per game as a point guard.

**Rice Statistics**

Year	Avg	GP	GS	AB	R	H	2B	3B	HR	RBI	TB	SLG%	BB	HBP	SO	GDP	OB%	SF	SH	SB	ATT
2011	.248	62	62	226	31	56	7	0	0	30	63	.279	17	2	34	6	.301	4	11	3	5

**Personal** — Full name: Shane Derek Hamilton (prefers to use middle name). Born: January 19, 1992 in Houston. Parents: Bill and Dawn Hamilton of Lake Jackson, Tex. (one brother). College: Hanszen.

## Rice Highs


### 2011 Season & Career

4 vs. Alcorn State, June 3	At Bats
2, six times	Runs Scored
3, three times	Hits
3 vs. Stanford, Feb. 19	Runs Batted In
2 at Houston, May 7	Doubles
none	Triples
none	Home Runs
4, three times	Total Bases
1, 17 times	Walks
1, three times	Stolen Bases
1, 11 times	Sac Hits
1, four times	Sac Flies
5, twice	Put Outs
9 vs. Stanford, Feb. 20	Assists

## What's Your College?

If you're keeping score, here's how the 2012 baseball team is grouped by their Rice college:

<b>Baker</b>	2	(Dittman, Rutter)
<b>Brown</b>	4	(Chargois, McCarthy, Rathjen, Wall)
<b>Duncan</b>	3	(Aquino, Mason, Orewiler)
<b>Hanszen</b>	4	(Gonzales-Luna, Hamilton, Reckling, Stephenson)
<b>Jones</b>	4	(Cook, Fant, Lemond, J.Simms)
<b>Lovett</b>	2	(Benak, Duffey)
<b>Martel</b>	3	(Ewing, Kubitza, Murphy)
<b>McMurtry</b>	3	(McDowell, T.Simms, Stainback)
<b>Sid Richardson</b>	6	(Fuda, Hoelscher, Manuel, Ratterree, Spurlin, Williamson)
<b>Wiess</b>	4	(Kottman, Lewis, McNair, Stringer)
<b>Will Rice</b>	2	(Bullington, Perrott)



IF | R/R | So.-1L

6-0 | 195 | Belton, Texas  
Belton HS

2

## Shane Hoelscher

**Wayne Graham said** — “Shane’s a returning starter who has improved a great deal. He’s a plus-player at third base and a good hitter.”

**Rice** — 2011: Conference USA All-Freshman team; Houston College Classic All-Tournament Team; All-Silver Glove Series team for the season-long best-of-five games vs. crosstown rival Houston; Started 58 of the team’s 63 games, the fifth-highest total on the team... Made 53 starts playing a new position for him in the field (third base), and did so while replacing 2010 national

player of the year Anthony Rendon - all in his debut season at the Division I level... Also started once at shortstop, once at second base and three times as the designated hitter... Most starts were batting sixth in the lineup (24 times), but also hit as high as third in the lineup twice... Shared the lead in Conference USA with eight sacrifice flies, the highest single-season total by an Owl in five years (MLB player Josh Rodriguez had eight SF in 2006)... Tied for eighth in the conference, and was second on the team, in getting hit by a pitch (nine times)... Second on the team with 37 RBI (tied with Rendon)... Finished third on the team in home runs (3), doubles (13) and slugging percentage (.386)... Batted a steady .281 for the full season and .278 in C-USA league games... Went 4-for-11 (.364) in the NCAA Tournament with a double, two RBI, two walks and a sacrifice bunt, and was also error-free in the field in nine total chances... Hit .320 with the bases empty and reached base 19-of-50 times (.380) when leading off an inning... Was at his best in the high-profile contests, batting .353 (12-of-34) in nine games where the attendance was 4,000 or more fans... Maintained a .467 average (7-of-15) with a .600 slugging percentage and .565 on-base average in the year-long Houston series... Enjoyed a .292 average at home at Reckling Park and was a ‘night Owl’ who hit .316 in evening games... Went 3-for-6 with four walks as the designated hitter... Helped carry the team offensively when

the Owls were beset by injuries the first six weeks of the season by batting .320 to rank second on the squad... Registered seven official at bats in the extra-inning game against eventual College World Series participant California, tied for most on the team by an Owl all year... Collected two or more hits in a game 16 different times, including a career-high three hits four times... Longest hitting streak of the season was nine games, and he hit safely in 19-of-21 games during one stretch... Drove-in two or more runs in a game eight times, the second-highest multi-RBI games on the team (behind Ratterree)... Tallied a career-best three RBI in C-USA victories over Marshall and Memphis... Improved defensively over the course of the year at the hot corner... Played each of the last 341.0 innings of the season at third base (38 games) and maintained a .962 fielding percentage in 105 total chances... Posted a career-high five assists five different times, all of which were in games in the second half of the season... Was error-free over the last 14 games of the year, a total of 41 chances without a miscue... Involved in eight double-plays while at third base, and started one DP from second base in a home win over Southern Cal... Played locally for the Northwest Wildcats of the American Amateur Baseball Congress (AABC) over the summer and helped the squad reach the finals of Stan Musial World Series.

### Rice Statistics

Year	Avg	GP	GS	AB	R	H	2B	3B	HR	RBI	TB	SLG%	BB	HBP	SO	GDP	OB%	SF	SH	SB	ATT
2011	.248	62	62	226	31	56	7	0	0	30	63	.279	17	2	34	6	.301	4	11	3	5



**High School** — A 2010 graduate of Belton High School in Belton, Tex... First team 5A all-state shortstop by both the Texas HS Coaches Association and Texas Sports Writers... Shared the MVP honors for District 12-5A and the all-area team... Member of the THSCA North All-Star team... Batted .411 with 14 home runs, 56 RBI, 52 runs scored and 16 doubles in 42 games as a senior... Paced the 2010 Tigers to a 34-8 record, the district championship and the Region II semifinals... Four-year varsity starter for head coach Eddie Cornblum... Maintained a .396 career average... Graduated in the Top 7 percent of his class.

**Personal** — Full name: Shane Adam Hoelscher. Born: Sept. 21, 1991 in Temple, Tex. Parents: Lenny and Dana Hoelscher of Belton, Tex. (one brother, one sister). College: Sid Richardson.

## Rice Highs

### 2011 Season & Career

7 at California, Mar. 12	At Bats
2, four times	Runs Scored
3, four times	Hits
3, twice	Runs Batted In
2 vs. La Tech, Mar. 19	Doubles
1, three times	Home Runs
4, seven times	Total Bases
3 vs. Houston, Mar. 23	Walks
1, three times	Stolen Bases
1, eight times	Sac Flies
3 vs. Tulane, Apr. 16	Put Outs
5, five times	Assists



# 42

LHP | L/L | So.-Tr.

6-3 | 205 | Denton, Texas

Brown University | Guyer HS

**Brad Kottman**

**Wayne Graham said** — “Brad had to wait in the wings for us last year after transferring. He came-on strong late in the fall and will get an opportunity in the spring.”

**Rice** — **2011:** Returned to his home state and enrolled at Rice in the fall of 2010... Sat out first season with the Owls as per NCAA transfer rules... Played in the California Collegiate League (Santa Barbara) over the summer.

**Brown University** — Played freshman season at Brown University in 2010... Worked his way into 14 appearances, including three starts, in first season of Division I baseball... Named the Ivy League’s Rookie of the Week (March 16) after a solid outing on the road against South Carolina, the team that went on to win the 2010 NCAA National Championship... Shut out the No. 19 Gamecocks for 4.1 frames, allowing just four baserunners and giving the Bears an opportunity to climb back into the game... Went 1-4 for the year with a 7.59 ERA... Registered 25 strikeouts in 32 innings of work... Started the final league game of the regular season at Yale.

**High School** — The 2009 valedictorian of Guyer High School in Denton, Tex... Second team 4A all-state pitcher by the Texas Sports Writers Association... Named the most valuable player of District 5-4A... Led the Wildcats to a 27-6 record and district championship as a senior... Set single season school records in 2009 with 12 victories, 86 strikeouts and 1.69 ERA... Four-year varsity starter for head coach Johnny Kinzy... Earned first team academic all-state by the Texas HS Coaches as a senior.

**Personal** — Full name: Bradley Kottman. Born: September 27, 1991 in Omaha, Neb. Parents: Marvin and Margaret Kottman of Denton, Tex. (one brother). Volunteers with the Boys & Girls Clubs of America. College: Wiess.



**P | L/R | So.-11**

**6-5 | 202 | Colleyville, Texas  
Heritage HS**

**21**

**Austin Kubitza**

**Wayne Graham said** — *“There is no need to change Austin Kubitza from being our Friday-night starter. He has added experience to an improved command of his pitches.”*

**Rice** — **2011: Conference USA Freshman of the Year; First Team All-South Central Region** (American Baseball Coaches Association); **C-USA All-Freshman team; Most Outstanding Player at Houston College Classic;** All-Silver Glove Series team for the season-long best-of-five games vs. crosstown rival Houston; Led Conference USA, and finished 41st in the nation,

with 102 strikeouts... Posted the most strikeouts by an Owl (and also a Rice freshman) in four years... Tied for third in the conference and led the team in innings (100.0)... Finished fourth in the league and led the team in ERA (2.34)... Second on the team, and tied for fourth in C-USA, in games started (15)... Every appearance was as the starting pitcher... Caught the coaches' attention with solid outings in the fall training program, worked his way into a starting assignment for the opening weekend of the season against nationally-ranked Stanford, and was so impressive that he was soon promoted to the Friday night starting spot... Averaged exactly 6.2 innings per start, and worked into the eighth inning six different times... Fired a brilliant, six-hit complete game shutout to defeat nationally-ranked Texas A&M at Minute Maid Park in the Houston College Classic Tournament... Did not allow any walks and struck out seven against a Texas A&M team that went on to play in the College World Series... Pitched 8.1 shutout frames, scattering five singles and a walk, in a televised road game at Southern Miss that helped Rice claim a share of first place in the C-USA standings... Held all opposing hitters to a composite .251 batting average... Surrendered only two home runs in 100 innings... Averaged just 2.2 walks per 9.0 innings with a strikeouts-to-walks ratio of 4.3-to-1... Struck out a career-high 11 in just 5.2 innings and allowed only one run

(unearned) in a road game at East Carolina... Fanned 10 in a win over Louisiana Tech... Final won-loss record was 6-5, but a closer look shows he received less offensive and bullpen support from his teammates in his outings, including 1.5 fewer runs per game and a team batting average that was 18 points lower in his games than when another Owl was pitching... Pitched a total of 23.1 innings against nationally-ranked teams, and maintained a 0.77 ERA and .205 opponent's average in those outings... Threw a team-high 42.2 innings against six teams that went on to play in the NCAA Tournament, registering a 1.27 ERA and .200 opp's BA... Made five appearances as a pinch hitter... Drew a walk in pinch hitting role against Pac 10 foe Southern California... Played in the California Collegiate League (Santa Barbara) over the summer.

**High School** — A 2010 graduate of Heritage High School in Colleyville, Tex... Selected in the seventh round of the 2010 major league baseball draft by the Pittsburgh Pirates... Played for Team Texas in the 2010 Heartland Classic in Norman, Okla., and earned all-tournament honors... Second team 5A all-state pitcher... Member of the Texas HS Coaches Association North All-Star team... Earned most valuable player honors in District 5-5A while leading the Panthers to back-to-back regular season titles... Went 8-2 on the mound with a 2.28 ERA and 86 strikeouts in 64 innings... Versatile enough to earn second team all-district

### Rice Statistics

Year	ERA	W	L	App	GS	CG	SHO	CBO	SV	IP	H	R	ER	BB	SO	2B	3B	HR	BF	O/Avg	WP	HBP
2011	2.34	6	5	15	15	1	1	2	0	100.0	95	38	26	24	102	12	1	2	421	.251	7	8

accolades as a left-handed hitting outfielder... Batted .354 with a .687 slugging percentage and 32 RBI in the Panthers' 33 games... Selected to play for his home state in the 2009 Area Code Games in Long Beach, Calif.... Three-year letterman and two-year varsity starter for the district coach of the year Alan McDougal.

**Personal** — Full name: Austin Michael Kubitz. Born: Nov. 16, 1991 in Arlington, Tex. Parents: Dan and Terry Kubitz of Colleyville. (two brothers and three sisters). Older brother, Kyle, played at Texas State University and was selected in the third round 2011 major league draft... College: Martel.

## Rice Highs

### 2011 Season/Career

9.0 vs. Texas A&M, Mar. 5  
11 at East Carolina, Apr. 8  
3 at UAB, Apr. 22  
2, twice

Innings  
Strikeouts  
Wild Pitches  
Hit Batters



# 33

P | R/R | Fr.-HS

6-2 | 170 | Houston, Tex.

Waltrip HS

**Zech Lemond**

### "ZACK la-MOND"

**Wayne Graham said** — *"Zech is an excellent recruit who pitched well in the fall. He's a good athlete who can hold runners. He should have a role in the spring as a middle reliever or possible spot starter."*

**High School** — A 2011 graduate of Waltrip High School in Houston... Selected in the 50th round of the 2011 Major League Baseball Draft by the Pittsburgh Pirates... Two-time second team

All-Greater Houston selection by *Houston5ABaseball.com*... Named the Most Valuable Player in District 21-4A as a senior in 2011... Houston Area Baseball Coaches Association (HABCA) 4A All-Star (North team)... Four-time first team all-District 21-4A honoree under head coach Jim Teel... District's Newcomer of the Year as a freshman in 2008... Helped the Rams claim back-to-back district championships and state playoff appearances in 2011 and 2010 with undefeated league records... Went 4-2 overall with a save in eight mound appearances in 2011... Maintained a 0.95 ERA with 53 strikeouts in 37 innings as a senior... Also hit .359 with 27 RBI in 25 games played... Led the staff in innings (30) and strikeouts (25) as a junior, while hitting at a .320 pace with a .507 slugging percentage... Versatile athlete all played football for the Rams under head coach Anthony Zuccarini... Solid student who maintained a 3.75 grade point average... Member of the National Honor Society... Played locally for the Northwest Wildcats of the American Amateur Baseball Congress (AABC) over the summer and helped the squad reach the finals of Stan Musial World Series.

**Personal** — Full name: Zechariah David Lemond, but prefers the nickname "Zech" (pronounced *Zack*). Born: October 9, 1992, in Houston. Parents: Marvin and Rachel Lemond of Houston (four brothers, one sister). Chose to attend Rice because of its academic and athletic excellence. College: Jones



OF | L/L | Jr.-2L

6-3 | 215 | Baton Rouge, La.

Catholic HS

Ryan Lewis

16

Wayne Graham said — "Ryan is moving to first base after showing he can do everything we've asked him to do. He can handle first base and be a solid left-handed hitter."

Rice — 2011: Conference USA Championship all-tournament team; Played in 60 of the team's 63 games with 52 starts... All 52 starts were in right field, the most by any Rice player in the outfield (and the most by an Owl in one outfield position)... Led the team, and finished tied for seventh in the conference, with three triples... Hit two of his three triples in back-to-back

games against Texas A&M-Corpus Christi and UAB, then hit his third triple a month later against UAB in the C-USA Tournament... Finished fourth on the team in runs (32), on-base percentage (.386) and steals (4)... Fifth on the squad in walks (27), slugging percentage (.363) and sacrifice bunts (4)... Most starts were batting seventh in the lineup (27 times)... Hit .364 with runners on base, .348 with runners in scoring position and .339 with two outs already recorded in the inning... Worked to raise his average and offensive production in the second half of the season... Batted .330 with 36 hits, 22 runs, 20 RBI and a .441 on-base percentage over the team's final 38 games of the year... Maintained a .300 average in 23 C-USA league games... Went 11-for-24 (.458) in the Owls' seven postseason games, including a 7-for-14 clip with three walks in the C-USA Championship to help the Owls claim tourney title... Hit .296 in nine high-profile games where the attendance was more than 4,000... Average was .308 in the season-long best-of-five games against crosstown rival Houston... Best hitting streak of the season was ten games, the fourth-longest on the team... Collected two or more hits in a game seven times, including a career-best four hits against Alcorn State in the NCAA Regional... Had three-hit games against Lamar and

Memphis... Blasted first career home run against Southern California... Drove-in two or more runs in a game seven times with a career-best four in the win at UAB... Scored a career-best two runs five different times... Tallied a pair of sacrifice bunts in the NCAA Regional against California, tying for the most by an Owl all season long... Recorded the most catches by an Owl outfielder (101)... Notched four defensive assists by throwing out runners trying to advance on the bases, including home plate on three occasions and once at third base... Played locally in the Karl Young League over the summer... 2010: Appeared in one inning of one game as a defensive substitution at first base... Played in the home-opener against Lamar and was error-free in one fielding play... Sidelined the rest of the season before getting a chance to bat... Gained a redshirt season... Fall 2009: Played five games at quarterback for the Owls' football team with one start (vs. Tulsa)... Finished the season with 27 completions for 240 yards and one touchdown... Made his Division I football debut on the road against nationally-ranked Texas Tech, where he was 7-of-15 for 66 yards and a 15-yard scramble that was the Owls' longest run from scrimmage in the game... Spring 2009: Completed first season of D-I baseball with a .289 average and

### Rice Statistics

Year	Avg	GP	GS	AB	R	H	2B	3B	HR	RBI	TB	SLG%	BB	HBP	SO	GDP	OB%	SF	SH	SB	ATT
2009	.289	22	11	45	5	13	3	1	0	9	18	.400	9	4	10	0	.441	1	0	1	1
2010	.000	1	0	0	0	0	0	0	0	0	0	.000	0	0	0	0	.000	0	0	0	0
2011	.269	60	52	171	32	46	7	3	1	28	62	.363	27	8	27	3	.386	4	5	4	6
<b>TOTAL</b>	<b>.273</b>	<b>83</b>	<b>63</b>	<b>216</b>	<b>37</b>	<b>59</b>	<b>10</b>	<b>4</b>	<b>1</b>	<b>37</b>	<b>80</b>	<b>.370</b>	<b>36</b>	<b>12</b>	<b>37</b>	<b>3</b>	<b>.398</b>	<b>5</b>	<b>5</b>	<b>5</b>	<b>7</b>

a .441 on-base percentage that was second only to Anthony Rendon (.461)... Played in 22 games with 11 starts... Made four starts in the outfield and seven as the designated hitter against right-handed pitching... Led the team in pinch-hit appearances (10) and entered a game as a pinch-runner one time... Made his NCAA debut on April 10 by coming off the bench to pinch-hit for Rick Hague against nationally-ranked East Carolina... Stayed in the game in leftfield against ECU where he later singled and scored... Hit .357 with runners on base, .300 in the NCAA Regional and .333 in all home games at Reckling Park... Tallied two-hit games against league foes Marshall and UCF... Knocked a pinch-hit double against Texas A&M... Doubled-in a career-high two runs vs. Houston in the C-USA Tournament... Hit a double in the NCAA Tournament against A-10 champion Xavier... Finished third on the team in getting hit by a pitch (four times), and that was in only 59 at bats... Drew walks in eight of his 22 games played... Error-free in the outfield... **Fall 2008:** Reserve quarterback on the Owls' football team... Gained a redshirt season for the school record-tying 10-3 gridiron squad that won the Texas Bowl at nearby Reliant Stadium... Coached by **David Bailiff**, the 2008 C-USA Coach of the Year.

**High School** — A 2008 graduate of Catholic High School in Baton Rouge, La.... Named the city's Male Athlete of the Year by *The Advocate* newspaper... Earned all-state, all-metro and all-district honors as an outfielder for coach Kyle Achord... Led the Bears to a 33-7 record and to the semifinals of the state tournament... Batted .470 as a senior with 10 home runs and 45 RBI...

Hit .481 as a junior with 10 home runs and 51 RBI... Versatile star was a two-time all-metro selection at quarterback for coach Dale Weiner... Two-time honorable mention all-state and district MVP... Football team was 34-5 in his career as a starter... Threw for 3,998 yards and 43 touchdowns in his career... Led Catholic to a pair of appearances in the state semifinals... Academic all-state selection and member of the National Honor Society who carried a 3.8 grade point average.

**Personal** — Full Name: Ryan Anthony Lewis... Born: Oct. 30, 1989 in Baton Rouge, La.... Parents: Max and Rhonda Lewis of Baton Rouge (one sister). Coaches youth basketball in his spare time. College: Wiess.

## Rice Highs

### 2011 Season

6 vs. Alcorn State, June 3  
2, five times  
4 vs. Alcorn State, June 3  
4 at UAB, Apr. 22  
1, seven times  
1, three times  
1 vs. USC, Feb. 25  
4, six times  
2, three times  
1, four times  
2 vs. California, June 5  
1, four times  
5 at Arizona, Mar. 2  
1, four times

At Bats  
Runs Scored  
Hits  
Runs Batted In  
Doubles  
Triples  
Home Runs  
Total Bases  
Walks  
Stolen Bases  
Sac Hits  
Sac Flies  
Put Outs  
Assists

### Career

6 vs. Alcorn State, June 3, '11  
2, five times  
4 vs. Alcorn State, June 3, '11  
4 at UAB, Apr. 22, '11  
1, ten times  
1, four times  
1 vs. USC, Feb. 25, '11  
1, seven times  
2, four times  
1, five times  
2 vs. California, June 5, '11  
1, five times  
5, twice  
1, four times



**C | L/R | Sr.-3L**

**10**

**6-1 | 205 | Satellite Beach, Fla.  
Satellite HS**

**Craig Manuel**

**"MAN-you-el"**

**Wayne Graham said** — *"Craig has improved yearly. I think he's one of the top catchers in Division I, and he may be one of the best situational hitters in college baseball."*

**Rice — 2011: Conference USA Championship All-Tournament team;** All-Silver Glove Series team for the season-long best-of-five games vs. crosstown rival Houston; Played in 60 of the team's 63 games with 47 starts... Made 46 starts at catcher and one as the designated hitter... Starting catcher on Opening Day

against nationally-ranked Stanford... Finished the year starting a critical stretch of each of the last 12 games of the season... Led C-USA with 11 pinch hit appearances (and remained in the game as a defensive substitute behind the plate 10 of the 11 times)... Tied for second in the conference in sacrifice bunts (12), and tied for third in the league in sacrifice flies (7)... Ranked tenth in the conference, and was second on the team, in on-base percentage (.421)... Was hit by a pitch a team-high 10 times (seventh-most in C-USA)... Finished third on the team in batting average (.309), and was fourth in both RBI (35) and walks (29)... Struck out only eight times all year and finished with a 3.6-to-1 walks-to-strikeouts ratio... Again proved to be a steady hitter who was 27-for-88 (.307) in his first half of the season, and 27-for-87 (.310) in his second half... Longest hitting streak of the season was six games... Batted .366 with runners on-base, .348 with men in scoring position and .333 with the bases-loaded... Hit .381 (8-for-21) with seven walks in seven postseason games (including the NCAA Regional and C-USA Championship)... Maintained a .344 average in Rice's 12 games against nationally-ranked opponents... Batted .333 in ten games where the attendance was more than 4,000 fans... Did some of his best hitting in road games away

from Reckling Park (.322)... Posted two or more hits in a game 13 times, including three hits in a win at Arizona to tie a career-high... Hit a three-run home run against Tulane to tie a career-high in RBI... Tallied two or more RBI a total of six times... Drove-in 16 runs when there were already two outs recorded in the inning (the second-highest two-out total for an Owl)... Twice scored two runs in a game in C-USA wins over UAB and Memphis... Did exemplary work all year with such a young pitching staff... Caught ten different starting pitchers, led by **Austin Kubitz** (15 times) and **Matthew Reckling** (12 times)... Six different Owl pitchers went undefeated in games where he was the starting catcher... Maintained a .991 fielding percentage with only four errors at catcher... Twice registered a career-high 14 put outs in high strikeout games against Southern Cal and Dallas Baptist... Threw-out runners attempting to steal a base 13 times... Played in the Coastal Plain League (Forest City Owls) in the summer... **2010: C-USA Academic Honor Roll;** Played in 48 of the team's 63 games with 32 starts, including 26 behind the plate and six as the DH... Was the same, steady defensive catcher (did not make an error all season) who increased both his slugging and on-base percentages from his freshman year... Tallied new season-highs

**Rice Statistics**

Year	Avg	GP	GS	AB	R	H	2B	3B	HR	RBI	TB	SLG%	BB	HBP	SO	GDP	OB%	SF	SH	SB	ATT
2009	.292	43	31	130	12	38	3	0	0	23	41	.315	10	1	14	3	.348	0	4	0	0
2010	.288	48	32	118	12	34	5	1	1	17	44	.373	14	2	8	2	.368	2	7	0	0
2011	.309	60	47	175	24	54	6	0	1	35	63	.360	29	10	8	3	.421	7	12	1	1
<b>TOTAL</b>	<b>.298</b>	<b>151</b>	<b>110</b>	<b>423</b>	<b>48</b>	<b>126</b>	<b>14</b>	<b>1</b>	<b>2</b>	<b>75</b>	<b>148</b>	<b>.350</b>	<b>53</b>	<b>13</b>	<b>30</b>	<b>8</b>	<b>.386</b>	<b>9</b>	<b>23</b>	<b>1</b>	<b>1</b>

in doubles, triples and home runs... Batted .300 with runners on base and .333 with the bases loaded... Hit safely in a career-best nine-consecutive games in March... Collected two or more hits in a game 10 times... Tied a career-high with three hits in the home win over No. 2 ranked Texas... Drove in two or more runs in a game four times, tying his career-high twice with three RBI in back-to-back wins against NCAA Tournament-bound teams California and Texas... Hit .393 (22-for-56) in 22 games against talented teams that went on to play in the NCAA Tournament... Batted .417 (10-for-24) in big games where the attendance was more than 4,000 fans... Went 5-for-15 (.333) when starting as the DH... Shared the team lead in sacrifice bunts (7) with eventual major league draft pick Jimmy Comerota... Three of the seven SAC bunts were in the season-long, five-game series against crosstown rival Houston, but it was his home run blast in the bottom of the 12th inning that lifted Rice to an 8-7 victory over the Cougars in the team's longest game of the year... One of only five Owls who had more walks than strikeouts (14-to-8)... Came off the bench a total of 16 times (the second-highest total on the team), including eight times as the new catcher... Starting catcher for eight different Owl pitchers, led by **Taylor Wall** (six times) and **Tony Cingrani** & Mike Ojala (both five times)... Tallied a season-high 11 out outs against Texas... Tied a career-high with three assists three different times... **2009:** Successful debut season of Division I baseball... Worked his way into 43 games with 31 starts as a true freshman... Made 24 starts behind the plate and seven as the designated hitter... Evolved into the game-two,

or Saturday catcher, in weekend series... Team went 17-7 in his starts at catcher, and Owl pitchers maintained a steady 3.83 ERA with a .238 opponents' batting average in those games... Ten of his catching starts featured an all-freshman battery, including either **Taylor Wall** (five times), **Andrew Benak** (twice) or **Matthew Reckling** (twice)... Showcased a strong and accurate arm, throwing out 12 baserunners who were attempting to steal... Made only one error in the field all season... Has the hitting to match defensive skills... Maintained a .292 average for the full season and a .300 mark in Conference USA games... Opportunistically batted .404 (19-for-47) with runners in scoring position... Batted a steady .316 against ranked opponents and .313 in nine games when there were more than 4,500 fans in attendance... Hit .462 in the season-long five-game Silver Glove Series against crosstown rival Houston... Longest hitting streak of the season was seven games... Collected two or more hits in a game 17 times, including a season-best three hits twice (vs. Lamar and East Carolina)... Knocked doubles on the road at Texas and Lamar, and at home against Notre Dame... Drove in two ore more runs in a game seven times, the sixth-highest total on the squad... Season-high for RBI was three on two occasions... Tied for third on the team with four sacrifice hits... Made 12 appearances off the bench, the second-highest total of any player on the team... Played summer ball in the Florida Collegiate League, where he helped lead the Samford River Rats to a second place finish in the regular season standings.

**High School** — A 2008 graduate of Satellite High School

in Satellite Beach, Fla... Hit .500 to earn District 11-5A player of the year honors as a senior... Two-time all-Cape Coast Conference selection... All-county player in 2006 and 2008... Four-year varsity letterman... Caught every inning of every game as a junior and senior... Coached in baseball by Oscar Restrepo... Multi-sport star also played football for four years... Played quarterback in the county all-star game... Varsity letterman for the Scorpions soccer team... Maintained a 3.78 grade point average on a 4.00 scale.

**Personal** — Full Name: Craig Manuel. Born: May 22, 1990 in Rockville, Maryland. Parents: Roger and Bobbi Manuel of Satellite Beach, Fla., (one sister). Father played baseball at Jamestown College in North Dakota. College: Sid Richardson.

## Rice Highs

### 2011 Season

5, six times  
 2, twice  
 3 at Arizona, Mar. 2  
 3 vs. Tulane, Apr. 16  
 1, six times  
 none  
 1 vs. Tulane, Apr. 16  
 5 vs. Tulane, Apr. 16  
 3 vs. Memphis, May 13  
 2 at Southern Miss, May 19  
 1 vs. Lamar, Feb. 22  
 14, twice  
 5 at Houston, May 6

At Bats  
 Runs Scored  
 Hits  
 Runs Batted In  
 Doubles  
 Triples  
 Home Runs  
 Total Bases  
 Walks  
 Sac Hits  
 Sac Flies  
 Put Outs  
 Assists

6, twice  
 2, seven times  
 3, four times  
 3, five times  
 2 vs. Sam Houston, Mar. 9, '10  
 1 vs. California, Mar. 11, '10  
 1, twice  
 5 vs. Tulane, Apr. 16, '11  
 3 vs. Memphis, May 13, '11  
 2 at Southern Miss, May 19, '11  
 1, three times  
 14, twice  
 5 at Houston, May 6, '11

### Career



**32**

**RHP/IF | R/R | Fr.-RS**  
**6-3 | 185 | Suwanee, Ga.**  
**home school**  
**Connor Mason**

**Wayne Graham said** — *“Right now Connor’s role is still a function of his recovery progress. He’s working to make a contribution in the spring.”*

**Rice** — **2011:** Was sidelined before the start of the 2010 fall practices... Sat out the entire 2011 season... Worked hard in order to rejoin his teammates on the field as soon as possible.

**International** — Represented the United States on two different international teams before joining Rice... Member of the gold medal-winning 2009 18 & Under U.S. squad that won

the IX COPABE “AAA” Pan American Junior Championship held in Venezuela... Pitched in relief in the championship final against Cuba, helping Team USA win its first Pan Am gold medal at the 18U level against a country that had won the last seven Pan Am championships... Also pitched 1.1 relief innings against Cuba earlier in that tournament... Finished the 2009 Team USA season with a 1.93 ERA in four appearances, allowing just two hits while striking out seven in 4.2 innings... Played on the 16 & under U.S. national team in the summer of 2008... Went 1-0 with the 16U national team, maintaining a 1.80 ERA in two games... Recorded two strikeouts and allowed just two hits in 5.0 frames in 2008.

**Personal** — Full name: Connor Paul Mason. Born: May 26, 1992 in Virginia Beach, Va... Plans to major in Mathematical Economic Analysis... Versatile athlete who competed in the Georgia state swimming championships. Parents: Michael and Cheryl Mason of Suwanee, Ga. (one older sister). Sister, Jessie, swims competitively at Georgia Tech and is a multiple ACC All-Academic honoree. College: Duncan.



**41**

**P | R/R | Fr.-HS**  
**6-3 | 180 | Plano, Tex.**  
**Plano HS**  
**Ryan McCarthy**

**Wayne Graham said** — *“Ryan was one of the big surprises for us after leading our fall program in ERA. He has a great change-up and pitches with a lot of moxie.”*

**High School** — A 2011 graduate of Plano High School... Named to the 2011 Dallas-Fort Worth All-Area team as a P/3B by the Dallas Morning News... Most Valuable Player of District 8-5A as a senior... Team MVP who helped lead the Wildcats to the program’s first 30-win season (30-8)... Went 8-1 on the mound with



a 2.40 ERA, and batted .442 with 25 RBI, to vault Plano to the Region I semifinals of the state playoffs... Three-year starter was the Wildcats' Newcomer of the Year who helped the team make the 2009 state playoffs for the first time since 1999... Finished third on the staff in innings (30.2) and strikeouts (24) as a junior and collected 24 hits in 27 games while leading the squad in home runs.

**Personal** — Full name: Ryan James McCarthy. Born: Sept. 8, 1992, in Plano, Texas. Parents: Brian and Nancy McCarthy of Plano (one sister). Chose to attend Rice because of the mix of elite academics and elite baseball. College: Brown.



**RHP/OF | L/R | So.-11**  
**25** 6-2 | 190 | College Station, Tex.  
**A&M Consolidated HS**  
**Chase McDowell**

**Wayne Graham said** — *“Chase was able to hit in the fall after he was sidelined last year, and he did well. We’ll keep an eye on his recovery, and certainly he will be given an opportunity to help us as a pitcher. It’s highly-likely he’ll be able to help us as a hitter.”*

**Rice — 2011:** Appeared in a total of 13 games, and was on the way to a dynamic season as a multi-role player, before a season-ending injury in mid-March... Saw starting action as both a pitcher (four games) and outfielder (four games), with five bench or bullpen appearances... Fired a sensational, complete-game four-hitter against UC-Santa Barbara at AT&T Park in San Francisco (Mar. 13)... Held UCSB to one run on four hits and a walk while striking out four in his second win of the season... Complete game was one of only three by the Owls all year... Started six days later at home against Louisiana Tech and had a perfect game for 4.0 innings, but left the mound after 4.1 in what proved to be his last Rice appearance of the season (Mar. 19)... Notched first career win on the road in a start at nationally-ranked Arizona, allowing three earned runs in 5.2 frames against the Wildcats... Finished with a 5.14 ERA in seven total games, but ERA in four starts was a steady 3.57... Averaged 6.1 strikeouts per nine innings... Maintained a 3.8-to-1 strikeouts-to-walks ratio... Struck out a career-high five in first career start against eventual NCAA Regional participant Texas State... Also pitched against regional-bound teams Baylor and Stanford (on Opening Day)... Almost half of his total innings (13.1) were against the talented teams that went on to play in the postseason... Pitching was only half the story,

**Rice Statistics**

Year	Avg	GP	GS	AB	R	H	2B	3B	HR	RBI	TB	SLG%	BB	HBP	SO	GDP	OB%	SF	SH	SB	ATT
2010	.222	18	11	45	4	10	1	1	0	12	13	.289	4	0	13	0	.286	0	0	0	0
2011	.313	6	4	16	2	5	0	0	1	5	8	.500	2	0	4	1	.368	1	0	0	0
<b>TOTAL</b>	<b>.246</b>	<b>24</b>	<b>15</b>	<b>61</b>	<b>6</b>	<b>15</b>	<b>1</b>	<b>1</b>	<b>1</b>	<b>17</b>	<b>21</b>	<b>.344</b>	<b>6</b>	<b>0</b>	<b>17</b>	<b>1</b>	<b>.309</b>	<b>1</b>	<b>0</b>	<b>0</b>	<b>0</b>

finishing with a .313 batting average (5-for-16) that was the third-best mark on the team... Slugging percentage (.500) was second-best on the team... Blasted a pinch-hit three-run homer in his first at bat of the season against Lamar... Tied a career-high with a pair of base hits against NCAA Super Regional-bound Dallas Baptist... Batted as high as third in the order, where he singled-in a run and scored against Louisiana Tech on the day-before he was scheduled to pitch against the Bulldogs... Made two starts in centerfield and two in left... **2010: C-USA Academic Honor Roll**; Played in a total of 22 games... One of four Owls who saw action as both a hitter/position player (18 games) and pitcher (four games)... All 11 starts were as the designated hitter, third-most on the team in that role... Nine of his 10 hits were recorded as the starting DH (9-for-38)... Eight of the hits were in home games at Reckling Park... Batted fifth in the order five times and as high as third in the lineup three times... Helped keep the offense going when the Owls were threatening, batting 9-for-25 (.360) with men on base and 7-for-19 (.368) with runners in scoring position... Tied for third on the team with Anthony Rendon for hits with the bases-loaded (four hits in just five at bats)... Longest hitting streak was five games... Collected a career-best two hits in a game twice, in games against Texas A&M-Corpus Christi

and eventual NCAA Tournament participant Lamar... Knocked a double against TAMUCC and a triple on the road at Texas State that drove-in three runs... Also drove-in a career-high three runs in the home-opener against Lamar... Finished fifth on the team in games played as a sub off the bench (7)... Delivered a pinch hit RBI single in the series-opening victory over East Carolina... Played in the outfield three times (no defensive chances)... Made his Division I debut as a pitcher, throwing an inning of relief in the opening series of the season against nationally-ranked Stanford... Finished with a 3.86 ERA in 4.2 innings over four appearances... Pitched a career-long 2.0 innings against NCAA Tournament-bound Texas A&M, allowing no runs on just one hit while striking out two... Threw an inning vs. Texas State and two-thirds of a frame in a C-USA league game against Southern Miss... Averaged 9.6 strikeouts per nine innings of work.

**High School** — A 2009 graduate of A&M Consolidated High School in College Station... Multi-faceted, three-year baseball letterman under head coach Chase Mann... Helped lead the Tigers to two District 12-5A titles, including a 25-8 record as a senior and a 20-12 mark as a junior in 2007... Named the district's most valuable player in 2009... First-team all-state (outfielder) and all-Brazos Valley (pitcher)... Hit .438 with 36 RBI and seven

home runs as a senior... Maintained an .886 slugging percentage and .584 on-base average... Went 7-1-1 on the mound with a 1.27 ERA... Held opposing hitters to a .149 batting average and struck out 60... Pitched in the 2008 Area Code games in California and was a Houston Area Baseball Coaches Association all-star... Batted .375 with a .563 slugging percentage as a junior... Twice named to the Brazos Valley All-Academic Team.

**Personal** — Full name: Chase Harrison McDowell. Born: Dec. 14, 1990, in College Station, Tex. Parents: Jeff and Susan McDowell of College Station (one sister). Two great grandfathers, Ross Mantala and Louis Dittman, were lettermen at Texas A&M in football and baseball, respectively. College: McMurtry.

## Rice Highs

2011 Season		Career
5 vs. Dallas Baptist, Mar. 16	At Bats	5 vs. Dallas Baptist, Mar. 16
1, twice	Runs Scored	2 vs. TAMUCC, Feb. 28, '10
2 vs. Lamar, Feb. 22	Hits	2, three times
3 vs. Lamar, Feb. 22	Runs Batted In	3, three times
none	Doubles	1 vs. TAMUCC, Feb. 28, '10
none	Triples	1 at Texas State, Mar. 3, '10
1 vs. Lamar, Feb. 22	Home Runs	1 vs. Lamar, Feb. 22, '11
4 vs. Lamar, Feb. 22	Total Bases	4 vs. Lamar, Feb. 22, '11
1, twice	Walks	2 vs. California, Mar. 13, '10
9.0 vs. UCSB, Mar. 13	Innings	9.0 vs. UCSB, Mar. 13, '11
5 at Texas State, Feb. 23	Strikeouts	5 at Texas State, Feb. 23, '11
1 at Arizona, Mar. 2	Wild Pitches	1 at Arizona, Mar. 2, '11
1 vs. UCSB, Mar. 13	Hit Batters	1 at Arizona, Mar. 2, '11

## Rice Statistics

Year	ERA	W	L	App	GS	CG	SHO	CBO	SV	IP	H	R	ER	BB	SO	2B	3B	HR	BF	B/Avg	WP	HBP
2010	3.86	0	0	4	0	0	0	0	0	4.2	6	2	2	3	5	1	0	0	24	.286	0	0
2011	5.14	2	1	7	4	1	0	0	1	28.0	36	17	16	5	19	5	2	1	126	.303	1	1
<b>TOTAL</b>	<b>4.96</b>	<b>2</b>	<b>1</b>	<b>11</b>	<b>4</b>	<b>1</b>	<b>0</b>	<b>0</b>	<b>1</b>	<b>32.2</b>	<b>42</b>	<b>19</b>	<b>18</b>	<b>8</b>	<b>24</b>	<b>6</b>	<b>2</b>	<b>1</b>	<b>150</b>	<b>.300</b>	<b>1</b>	<b>1</b>



**39**  
**LHP | L/L | Jr.-2L**  
**6-1 | 180 | Austin, Texas**  
**Westlake HS**  
**Holt McNair**

**Wayne Graham said** — *“Holt has the experience and the stuff to help us. He’s talented, and a left-hander. We need him.”*

**Rice** — **2011:** Appeared in 12 games, 11 out of the bullpen and one starting assignment... Worked mainly in situational duty against left-handed hitters... Maintained a 3.48 ERA for the full season... Held all opposing hitters to a composite .200 batting average... Maintained a 1.2-to-1 strikeouts-to-walks ratio... Averaged 6.1 strikeouts per nine innings of work... Made 10 relief appearances before working his way into his first career

start against eventual NCAA Regional participant Texas State... Pitched a career-long 3.2 innings against Texas State, allowing just one earned run on a base hit in a no-decision... Registered a 1.59 ERA in five appearances against quality teams that went on to play in the NCAA Tournament... Tallied 1.2 shutout relief innings against UAB in the first game of the C-USA Tournament, where he also tied a career-high with a pair of strikeouts... Fired 4.1 consecutive scoreless innings during one stretch of the season... Night Owl who maintained a 1.29 ERA when playing under the lights... Recorded three defensive assists in the Texas State start... Played locally in the Karl Young League over the summer... **2010:** Pitched in 15 games in inaugural collegiate season with every appearance coming out of the bullpen... Finished fifth on the team in relief appearances... Led the staff in picking runners off first base (3)... Made NCAA debut in the season-opening series on the road at Stanford... Notched first win with 2.0 solid innings at home against nationally-ranked Texas... Began his collegiate career having allowed only one run, and one walk, in his first 8.0 innings... Pitched a career-long 3.0 frames on the road against Oklahoma State, holding the Cowboys scoreless on a pair of singles... Fired a pair of scoreless innings against heavy-hitting East Carolina in the Conference USA Tournament... Threw at least 2.0 innings on four occasions... Did some of his best pitching away from Reckling Park, maintaining a 1.04 ERA in eight road outings... Registered a career-high two strikeouts in a game three different times (California, Memphis and Dallas Baptist).

Carolina in the Conference USA Tournament... Threw at least 2.0 innings on four occasions... Did some of his best pitching away from Reckling Park, maintaining a 1.04 ERA in eight road outings... Registered a career-high two strikeouts in a game three different times (California, Memphis and Dallas Baptist).

**2010:** Pitched in 15 games in inaugural collegiate season with every appearance coming out of the bullpen... Finished fifth on the team in relief appearances... Led the staff in picking runners off first base (3)... Made NCAA debut in the season-opening series on the road at Stanford... Notched first win with 2.0 solid innings at home against nationally-ranked Texas... Began his collegiate career having allowed only one run, and one walk, in his first 8.0 innings... Pitched a career-long 3.0 frames on the road against Oklahoma State, holding the Cowboys scoreless on a pair of singles... Fired a pair of scoreless innings against heavy-hitting East Carolina in the Conference USA Tournament... Threw at least 2.0 innings on four occasions... Did some of his best pitching away from Reckling Park, maintaining a 1.04 ERA in eight road outings... Registered a career-high two strikeouts in a game three different times (California, Memphis and Dallas Baptist).

### Rice Statistics

Year	ERA	W	L	App	GS	CG	SHO	CBO	SV	IP	H	R	ER	BB	SO	2B	3B	HR	BF	B/Avg	WP	HBP
2010	3.93	1	0	15	0	0	0	0	0	18.1	21	8	8	7	11	3	0	2	78	.304	1	1
2011	3.48	0	1	12	1	0	0	1	0	10.1	7	5	4	6	7	1	0	1	45	.200	1	3
<b>TOTAL</b>	<b>3.77</b>	<b>1</b>	<b>1</b>	<b>27</b>	<b>1</b>	<b>0</b>	<b>0</b>	<b>1</b>	<b>0</b>	<b>28.2</b>	<b>28</b>	<b>13</b>	<b>12</b>	<b>13</b>	<b>18</b>	<b>4</b>	<b>0</b>	<b>3</b>	<b>123</b>	<b>.269</b>	<b>2</b>	<b>4</b>

**High School** — A 2009 graduate of Westlake High School in Austin... Helped the baseball team to the 2009 state semifinals and to the regional semifinals in 2007 and 2008... Coached by James Ellison... Maintained a 1.29 ERA as a senior to earn first-team all-District 25-5A honors... Led the Chaparral's to three-consecutive district titles from 2007 to 2009... Winning pitcher of the 2009 Central Texas All-Star game... Invited to the 2008 Area Code games try-outs... Played football one year, helping the Chaps to the state quarterfinals... Two-time District 25-5A all-Academic honoree.

**Personal** — Full name: Holt Harrison McNair. Born: July 3, 1990, in Austin. Parents: Cary and Kate McNair of Austin (one brother and one sister). College: Wiess.

## Rice Highs


### 2011 Season

3.2 vs. Texas State, May 17  
2 at UAB, May 25  
1 vs. Texas State, May 17  
2 vs. Lamar, Feb. 22

Innings  
Strikeouts  
Wild Pitches  
Hit Batters

3.2 vs. Texas St., May 17, '11  
2, four times  
1, twice  
2 vs. Lamar, Feb. 22, '11

### Career



35

C | R/R | Fr.-RS

6-0 | 195 | Shreveport, La.

Captain Shreve HS

Andrew Murphy


**Wayne Graham said** — *“Andrew is one of our hardest workers. He’s an improving catcher and real team player.”*

**Rice** — **2011:** Sat out first season with the program... Gained experience working behind a talented crew of veteran Owl catchers... Played in the Missouri-Iowa-Nebraska-Kansas (MINK) Collegiate League over the summer (Clarinda).

**High School** — A 2010 graduate of Captain Shreve High School in Shreveport, La., where he was named the Student

of the Year for the state of Louisiana... Multi-sport star for the Gators, earning 5A honorable mention all-state honors in baseball under head coach Todd Sharp... Named first team all-city and a two-time all-District 1-5A honoree... Batted .449 as a senior with 40 RBI and 33 runs scored in 34 games played... Maintained a .735 slugging percentage and a .565 on-base average... Three-year varsity letterman in football... Honorable mention all-state lineman as a senior and first team all-city selection... Two-time, first team all-district... Academic all-state in both baseball and football... Member of the National Honor Society who maintained a 3.94 grade point average... Earned the US Army Reserve National Scholar/Athlete Award... Jefferson Scholar nominee... Served as vice president of the student council... Active in the Fellowship of Christian Athletes and his church youth group.

**Personal** — Full name: Andrew Joseph Murphy. Born: April 20, 1992 in Shreveport. Parents: David and Peggy Murphy of Shreveport (one brother and one sister). College: Martel.



**43** P | R/R | Fr.-HS  
6-2 | 180 | Galveston, Tex.  
Ball HS  
**Austin Orewiler**

**Wayne Graham said** — *“Austin was sidelined during fall practices. We’ll evaluate his status in the spring and consider a red-shirt if that helps him to play at his best in the future.”*

**High School** — A 2011 graduate of Ball High School in Galveston, Tex.... Three-year varsity starter who saw action on the mound, behind the plate and in the outfield during his prep career... Two-time All-Galveston County honoree (catcher in 2011)... Served two seasons as the team captain... Batted .385 with a

.585 slugging percentage and .437 on-base average as a senior in 2011 to help the Tornados reach the 4A Region III bi-district playoffs for the first time in eight years... Went 3-2 on the mound with a 3.15 ERA as a junior in 2010 when the team played in class 5A... Struck out 18 and walked only four in 20 innings of work... Coached by Steve Hecker... National Honors Society member... Maintained a 4.2 grade point average (5.0 scale)... Graduated with Honors..

**Personal** — Full name: Austin Michael Orewiler. Born: May 18, 1993 in Tiffin, Ohio. Parents: Ryan and Katherine Orewiler of Galveston. Chose to attend Rice over Dartmouth and the U.S. Military Academy at West Point. Worked as a volunteer with a youth baseball team and coached a little league team that won the East Texas championship.



C | R/R | Jr.-2L

6-2 | 205 | Kingwood, Texas

Kingwood HS

Geoff Perrott

28

Wayne Graham said — "Geoff's offense continues to get better to go along with a great arm. He's solid, and will continue to get a lot of opportunities."

Rice — 2011: Doubled his playing time and increased production in second season with the program... Appeared in 32 games with 11 starts behind the plate... Finished second on the team in games played as a defensive substitute (21, all at catcher)... Batted .286 for the full season and .429 in C-USA league games... Hit .300 (6-for-20) against talented teams that went on

to play in NCAA Regionals, and .310 (9-for-29) in games played away from friendly Reckling Park... Got hot at the plate as the Owls made their run in the final few weeks of the season, going 7-for-16 (.438) with three doubles and six walks (.625 on-base-percentage)... Finished the year with a four-game hitting streak... Tied a career-high with two hits twice, in games against Arizona and Memphis... Drove-in a career-high two runs in a game three different times... Made four appearances as a pinch hitter and twice remained in the game to catch... Committed first career fielding error in first game played of the year, and did not make another error the rest of the season in 128 total defensive chances... Twice threw out base runners attempting to steal... Recorded a career-high three defensive assists in a win over nationally-ranked Texas A&M... Registered a career-high 13 put outs in the road win at Texas State... Starting catcher for pitchers Mathew Reckling (four times), John Simms (four times), Chase McDowell (twice) and Abe Gonzales... Played in the Coastal Plain League (Morehead City) over the summer... 2010: Conference USA Academic Honor Roll; Played in 18 games in first season at the Division I level and worked his way into five starts, all behind the plate... Team went 3-2 in his starts at catcher, but the Owl

pitchers had some of their best outings with him as the starting receiver... With Perrott starting at catcher, the Owl pitchers maintained a steady 2.96 ERA and a .229 opponents' batting average... Caught Tony Cingrani's sensational start against Big 12 foe Texas Tech at the Houston College Classic held downtown at Minute Maid Park... Made NCAA debut against defending Southern Conference champion Elon... Singled in his second collegiate at bat and drew a walk in his third, after which he promptly stole second base... Next start was the opening game of the Silver Glove Trophy series against Houston, where he went 2-for-3 with a sacrifice bunt... Went 1-for-2 against Texas Tech at Minute Maid Park... Started against two talented teams, California and San Diego, that went on to play in NCAA Regionals... Finished the year error-free in the field... Recorded a career-best nine defensive put outs against California... Tallied four defensive assists by throwing out runners on the bases.

High School — A 2009 graduate of Kingood High School... Two-time first team all-District 19-5A catcher... Earned 2007 all-district accolades as a designated hitter... Batted .380 with 24 RBI and 17 runs scored in 28 games in 2009... Maintained a .390 average for entire prep career... Coached in baseball by Kelly Mead...

### Rice Statistics

Year	Avg	GP	GS	AB	R	H	2B	3B	HR	RBI	TB	SLG%	BB	HBP	SO	GDP	OB%	SF	SH	SB	ATT
2010	.200	18	5	20	0	4	0	0	0	0	4	.200	1	0	3	0	.238	0	1	1	1
2011	.286	32	11	42	14	12	3	0	1	8	18	.429	8	6	11	1	.464	0	1	0	0
<b>TOTAL</b>	<b>.258</b>	<b>50</b>	<b>16</b>	<b>62</b>	<b>14</b>	<b>16</b>	<b>3</b>	<b>0</b>	<b>1</b>	<b>8</b>	<b>22</b>	<b>.355</b>	<b>9</b>	<b>6</b>	<b>14</b>	<b>1</b>	<b>.403</b>	<b>0</b>	<b>2</b>	<b>1</b>	<b>1</b>

Multi-sport star also earned two varsity letters in football for the Mustangs... Honorable mention all-district quarterback and two-time all-academic selection... Member of the National Honor Society.

**Personal** — Full name: Geoffrey Michael Perrott (prefers Geoff). Born: Dec. 13, 1990 in Tampa, Fla. Parents: Brian and Barbara Perrott of Kingwood. College: Will Rice.

## Rice Highs

### 2010 Season

4, four times  
 2, twice  
 2, twice  
 2, three times  
 1, three times  
 1 at Arizona, Mar. 2  
 5 at Arizona, Mar. 2  
 2 vs. Tulane, Apr. 17  
 1 vs. La Tech, Mar. 19  
 1 vs. Elon, Feb. 26  
 1, six times  
 13 at Texas State, Feb. 23  
 3 vs. Texas A&M, Apr. 12

At Bats  
 Runs  
 Hits  
 Runs batted In  
 Doubles  
 Home Runs  
 Total Bases  
 Walks  
 Sac Hits  
 Stolen Bases  
 Hit By Pitch  
 Put Outs  
 Assists

### Career

4, five times  
 2, twice  
 2, three times  
 2, three times  
 1, three times  
 1 at Arizona, Mar. 2, '11  
 5 at Arizona, Mar. 2, '11  
 2 vs. Tulane, Apr. 17, '11  
 1, twice  
 1 vs. Elon, Feb. 26  
 1, six times  
 13 at Texas St., Feb. 23, '11  
 3 vs. Texas A&M, Apr. 12, '11

## Draft Dodgers

A number of Owls on the current roster were selected in different Major League Drafts, but decided to forgo pro baseball in order to play for Rice. The current Owl draft dodgers include:

Player	Pos.	Rd	Yr	MLB Team
Matthew Reckling	RHP	22nd	'11	Cleveland
Jeremy Rathjen	OF	41st	'11	NY Yankees
Zech Lemond	RHP	50th	'11	Pittsburgh
Austin Kubitza	RHP	7th	'10	Pittsburgh
John Simms	RHP	39th	'10	Washington
Michael Ratterree	SS	45th	'09	Washington
Taylor Wall	LHP	40th	'08	Arizona
Jeremy Rathjen	OF	45th	'08	Arizona



OF | R/R | Jr.-2L

6-6 | 195 | Houston, Texas  
Memorial HS

3

Jeremy Rathjen

*"WRATH-jen"*

**Wayne Graham said** — *"Jeremy is fully recovered and should be one of the premier outfielders in college baseball - good skills across the board."*

**Rice** — **2011:** Started each of the first 16 games in center-field and as the cleanup hitter before getting sidelined for the remainder of the season... Didn't play again after March 11, but was still selected in the major league draft in June by the New York Yankees... Finished sixth on the team in hitting (.295), but

had a familiar .319 season average after a nine-game hitting streak a week before getting sidelined... Was leading the team in RBI (18), doubles (5), multi-hit (6) and multi-RBI games (5), and was second in slugging (.426), sac bunts (2) and steals (2) through the first three weeks... Tied a career-high with five RBI in a road win against eventual NCAA Regional participant Texas State in the fifth game of the year, a single-game RBI total that was not surpassed by any of his Owl teammates for another two months... Hit .343 with runners on base and .462 with men in scoring position... Reached base at a .385 pace when leading-off an inning... Tied career-highs in hits (3) and doubles (2) in a win over Kentucky at Minute Maid Park... Batted .407 in games played away from Reckling Park, and .400 in night games... Recorded stolen bases against nationally-ranked Stanford and Texas A&M... Threw-out a base-runner from his spot in center-field in the season-opener against Stanford... **2010: All-Conference USA (second team); NCAA District VI All-Academic (second team); Conference USA All-Academic Team; Conference USA Academic Honor Roll;** All-Silver Glove Series; Played in 57 of the team's 63 games with 53 starts... Made 31 starts

in the outfield (19 in CF, 10 in LF and two in RF)... Started 22 games as the designated hitter... Batted third in the order a team-high 36 times... Shared the team lead in doubles (20), finished second on the team in RBI (69) and third in home runs (13) & total bases (129)... Was fourth in slugging percentage (.584)... Tied for second on the team in times hit by a pitch (8)... Average was almost 60 points higher when batting as an outfielder (.339) than as the DH (.280)... Hit .429 (3-for-7) in four games coming off the bench... Batted .379 with men on base and .382 with runners in scoring position... Hot second half helped him maintain a .340 average in Conference USA games... Went 5-for-14 (.357) in the NCAA Regional... Hit .381 in the season-long, five-game Silver Glove series against crosstown rival Houston... Batted .348 in all day games... Longest hitting streak was 13 games, tied for the third-longest on the team... Collected two or more hits in a game 22 times, including a career-high tying three hits seven different times... Twice tallied a career-best two doubles in a game... Slugged a home run and a double for a career-high seven total bases in a seven-inning victory over Tulane... Drove in two or more runs in a game a team-high 22 times, with a career-high

### Rice Statistics

Year	Avg	GP	GS	AB	R	H	2B	3B	HR	RBI	TB	SLG%	BB	HBP	SO	GDP	OB%	SF	SH	SB	ATT
2009	.242	40	24	95	11	23	8	0	1	13	34	.358	8	2	27	1	.314	0	2	3	3
2010	.317	57	53	221	52	70	20	0	13	69	129	.584	23	8	48	2	.396	3	1	0	3
2011	.295	16	16	61	7	18	5	0	1	18	26	.426	6	0	8	0	.353	1	2	2	2
<b>TOTAL</b>	<b>.294</b>	<b>113</b>	<b>93</b>	<b>377</b>	<b>70</b>	<b>111</b>	<b>33</b>	<b>0</b>	<b>15</b>	<b>100</b>	<b>189</b>	<b>.501</b>	<b>37</b>	<b>10</b>	<b>83</b>	<b>3</b>	<b>.369</b>	<b>4</b>	<b>5</b>	<b>5</b>	<b>8</b>



five RBI against Texas A&M-Corpus Christi... Threw out a runner on the bases from center field in a game at San Diego... **2009: Conference USA Academic Honor Roll**; Played in 40 games with 24 starts in first season at the Division I level... Made four starts as the designated hitter and 20 in the outfield (10 in center, seven in left and three in right)... Started in left field on Opening Day at Cal Poly and went 3-for-5 with a pair of RBI... Batted .298 (14-for47) against the elite opponents that went on to play in the NCAA Tournament... Went 2-for-5 with a double and two RBI in the postseason... Knocked a home run at crosstown conference rival Houston... Came off the bench to play in a game more than any other Owl (16 times)... Delivered a pinch-hit double in a road game at No. 4 Texas to spark a two-out rally... Hit .293 (12-for-41) with a .439 slugging percentage in road games... Recorded three defensive assists from the outfield... Played summer ball for the Santa Barbara Foresters in the California Collegiate League... Was selected as the fourth-best individual prospect in the league after batting .323 (31-of-96) with four home runs, two triples, seven doubles, 20 RBI, 17 runs scored and eight stolen bases... The stellar season helped lead Santa Barbara to the league's regular season championship.

**High School** — The 2008 valedictorian of Memorial High School in suburban west Houston... Two-time all-District 19-5A honoree... Led the Mustangs to a 28-6 record, district championship and the regional quarterfinals of the state tournament... Coached in baseball by Jeremy York... Multi-sport star who also played varsity football for two seasons, earning all-district hon-

ors as a wide receiver... Named to the 2008 5A All-State Academic Team... Maintained a 6.517 grade point average on a 6.0 scale.

**Personal** — Full Name: Jeremy Gordon Rathjen. Born Jan. 28, 1990, in Houston. Parents Craig and Jan Miller of Houston (three brothers and one sister). Father played football for LSU from 1983-1987. College: Brown.

## Rice Highs

### 2011 Season

5, four times  
 2 at Texas State, Feb. 23  
 3 vs. Kentucky, Mar. 4  
 5 at Texas State, Feb. 23  
 2 vs. Kentucky, Mar. 4  
 none  
 1 at Texas State, Feb. 23  
 5, twice  
 1, six times  
 1, twice  
 1, twice  
 1 at Arizona, Mar. 2  
 3, five times  
 1 vs. Stanford, Feb. 18

At Bats  
 Runs Scored  
 Hits  
 Runs Batted In  
 Doubles  
 Triples  
 Home Runs  
 Total Bases  
 Walks  
 Stolen Bases  
 Sac Hits  
 Sac Flies  
 Put Outs  
 Assists

### Career

6, five times  
 4 vs. Tulane, Apr. 10, '10  
 3, nine times  
 5, twice  
 2, three times  
 none  
 1, 15 times  
 7 vs. Tulane, Apr. 10, '10  
 2, four times  
 1, five times  
 1, five times  
 1, four times  
 5, twice  
 1, five times



**IF | R/R | Jr.-2L**

**6-1 | 210 | Houston, Texas  
Memorial HS**

**8**

**Michael Ratterree**

**Wayne Graham said** — *“Mike was solid when he moved to the outfield for the first time in the fall. He’s still one of the better hitters in college baseball.”*

**Rice** — **2011: All-South Central Region** (ABCA, second team); **All-Conference USA** (first team); **Houston College Classic All-Tournament Team; Most Outstanding Player of the Silver Glove Series** vs. crosstown rival Houston; One of only three Owls to start all 63 games... Started 58 games at second base, three at third, and two as the designated hitter... Usually

batted fourth in the lineup (31 times), but also batted leadoff six times and the Owls were undefeated in those six games... Led the team, and finished third in Conference USA, in both RBI (53) and total bases (125)... Tied for the Owl lead, and tied for third in the conference, with 20 doubles... Finished third on the team, and fifth in C-USA, in total plate appearances (293)... Was second in the league (to teammate J.T. Chargois) with 260 at bats... Shared the team lead in batting average (.327) and home runs (6), and tied for second in steals (6)... Batted .220 to start the season but worked hard and ultimately shared the team lead in hitting... Tallied a base hit in 30-of-32 games from April 3 until the end of the year... Registered a team-best 19-game hitting streak... Hit an eye-opening .421 (48-of-114) with a .640 slugging percentage and 25 runs scored over the final 25 games... Maintained a .380 average in C-USA league games... Went 6-for-15 (.400) with three doubles in the NCAA Tournament... Batted .374 with runners on base and .351 with men in scoring position, including a team-best .444 average (8-of-18) when the bases were loaded... Hit .333 (17-of-51) against teams that were nationally-ranked when the Owls faced them... Dominated the Silver Glove Series by hitting of .542 (13-of-24) with eight runs scored and eight RBI in five

games against the Cougars... Finished with 22 multi-hit games, including three or more hits a team-leading 12 times... Slugged home runs in two different major league stadiums during the regular season, including Minute Maid Park in Houston and AT&T Park in San Francisco... Led the squad with 15 games with two or more RBI, almost twice as many as the next-closest Owl... Twenty-one of 53 RBI were when two outs were already recorded in the inning... Tied a career-high with six RBI in a win over Tulane, the most by a Rice player all year... Also had a homer and a double that day against the Green Wave for a season-best seven total bases... Tied a career-high with four put outs three times... Notched a season-high six defensive assists in a game seven different times... Turned or started 33 of the team’s 52 double plays...**2010: Freshman All-America Team** (*Collegiate Baseball*); **Conference USA All-Freshman Team; C-USA Academic Honor Roll**; All-Silver Glove Series; One of only two Owls (along with Anthony Rendon) to start all 63 games... First time in four years for one player to start every Rice game at second base (Greg Buchanan in 2006)... Finished third on the team with 64 RBI in 63 games played... Was also third on the squad in sacrifice hits (5) and on-base percentage (.425)... Solid on-base percentage

**Rice Statistics**

Year	Avg	GP	GS	AB	R	H	2B	3B	HR	RBI	TB	SLG%	BB	HBP	SO	GDP	OB%	SF	SH	SB	ATT
2010	.281	63	63	224	60	63	9	1	10	64	104	.464	46	13	44	4	.425	4	5	3	5
2011	.327	63	63	260	46	85	20	1	6	53	125	.481	22	5	44	9	.388	2	3	6	8
<b>TOTAL</b>	<b>.306</b>	<b>126</b>	<b>126</b>	<b>484</b>	<b>106</b>	<b>148</b>	<b>29</b>	<b>2</b>	<b>16</b>	<b>117</b>	<b>229</b>	<b>.473</b>	<b>68</b>	<b>18</b>	<b>88</b>	<b>13</b>	<b>.406</b>	<b>6</b>	<b>8</b>	<b>9</b>	<b>13</b>

was helped by finishing second on the team in walks (46) and leading the Owls in times hit by a pitch (13)... Finished fourth in Conference USA in walks and drew the most free passes of any freshman in the league... Placed fourth on the team in home runs (10), runs scored (60) and sacrifice flies (4)... Batted in six different spots in the order, including 15 times at leadoff and a total of 30 times among the top three spots... Hit .281 for the year, and .323 (20-for-62) when leading off an inning... Batted leadoff on Opening Day and hit a home run in his very first collegiate at bat on the road against nationally-ranked Stanford... Came back and hit a three-run homer in the second game of the Stanford series, and then was walked four times by the Cardinal in his next seven at bats to close out that weekend set... Hit two, three-run homers for a career-high six RBI and eight total bases in the finale of the season-long five-game Silver Glove series against cross-town rival Houston... Tallied eight games with three or more RBI... Drove in two or more runs 17 times, the third-highest total on the team... Hit .300 in the Silver Glove series and led all players with 12 RBI... Went a combined 32-for-86 (.372) when runners were in scoring position... Did some his best hitting at home at Reckling Park (.310 avg., .479 SLG%) and proved to be a night-Owl with a .324 average in all evening games... Twice maintained a season-long, six-game hitting streak... Collected two or more hits in a game 16 times... Collected a career-high five hits in the series finale against C-USA foe Memphis to tie for the most by any Owl in a game all season... Registered three stolen bases, all of which were in road games at Tulane, UCF

and Marshall... Offensive production sometimes overshadowed steady defensive play... Finished fifth in the conference in assists (186) and fielding double plays (51), and those were the highest defensive totals in the league posted by any freshman... Tallied a career-high nine assists in a single game at Marshall, and accomplished that feat in the first eight innings.

**High School** — A 2009 graduate of Memorial High School in Houston... Selected by Washington in the 45th round of the 2009 Major League Baseball Draft... Named a 2009 first team Louisville Slugger High School All-America by *Collegiate Baseball*... Second team All-America selection by *Baseball America*... Texas High Baseball Coaches Association (THSBCA) Player of the Year as a senior, earning all-state honors and selection to the organization's annual all-star game... First-team All-Greater Houston shortstop by the *Houston Chronicle*... Area's most valuable player according to Houston 5A Baseball.com... Hit .517 with 12 home runs, ten doubles, 42 RBI, 45 runs scored and 11 steals in 33 games as a senior... Maintained a .616 on-base average and a 1.056 slugging percentage... Slugged 11 homers as a junior in 2008... Helped lead the Mustangs to a 28-5 record, winning the District 18-5A title and advancing to the regional quarterfinals... Named the district's most valuable player... Coached in baseball by Jeremy York... Versatile multi-sport star also earned three varsity letters in football... Three-time all-district defensive back... Outstanding student who maintained a 5.92 grade point average on a 6.0 scale.

**Personal** — Full name: Michael Alan Ratterree. Born: Feb. 9, 1991 in Houston. Parents: Alan and Kathy Ratterree of Houston (two brothers). College: Sid Richardson.

## Rice Highs

### 2011 Season

6, three times  
 3, twice  
 4 at Houston, May 7  
 6 vs. Tulane, Apr. 17  
 2, twice  
 1 vs. Memphis, May 13  
 1, six times  
 7 vs. Tulane, Apr. 17  
 2, three times  
 1, six times  
 1, three times  
 1, twice  
 4, three times  
 6, seven times

At Bats  
 Runs Scored  
 Hits  
 Runs Batted In  
 Doubles  
 Triples  
 Home Runs  
 Total Bases  
 Walks  
 Stolen Bases  
 Sac Hits  
 Sac Flies  
 Put Outs  
 Assists

### Career

6, four times  
 4, twice  
 5 at Memphis, Mar. 27, '10  
 6, twice  
 2, twice  
 1, twice  
 2 at Houston, May 18, '10  
 8 at Houston, May 18, '10  
 3, two times  
 1, nine times  
 1, eight times  
 1, six times  
 4, nine times  
 9 at Marshall, May 7, '11



**RHP | R/R | Sr.-3L**

**6-4 | 205 | Houston, Texas**

**Kinkaid HS**

**Matthew Reckling**

**29**

**Wayne Graham said** — *“He showed a tremendous turnaround in his command in the fall. We expect Matthew to be a weekend starter this spring. His velocity is solid and curveball is as good as any in college baseball.”*

**Rice** — **2011:** Was selected by the Cleveland Indians in the 22nd round major league draft... Led Conference USA in opponents’ batting average (.214) and shared the league lead in games started (16) in first full season as a starting pitcher... Finished second in the conference (behind teammate **Austin**

**Kubitza**) in strikeouts (96)... Tied for fourth in C-USA for fewest runs allowed (33, minimum 1.0 inning per team game)... Second on the team in innings (78.1) and tied for fourth on the team in wins (4)... Maintained a 3.10 ERA for the full season... Had a 1.69 ERA in seven starts against elite teams that went on to play in an NCAA Regional... Opponents’ batting average (.214) was the second-lowest by a Rice starter in the last four years... Averaged 11.03 strikeouts per nine innings of work, the second highest mark on the staff... Struck out a career-high nine batters twice (vs. Tulane and Florida International)... Maintained a 2-to-1 strikeouts-to-walks ratio... Fired 16.0 consecutive scoreless innings during one stretch of the season... Pitched at least 6.0 innings in a start six different times... Worked a career-long 7.0 shutout innings against Louisiana Tech, allowing just one base hit and a walk while striking out eight before leaving with a comfortable 11-0 lead... Offensive support like that from his teammates was elusive, in fact the Owls hit a full 14 points lower in his 16 starts than in the 47 other starts where another Rice pitcher was on the mound (.277 to .291)... With regards to defensive support, his teammates in the bullpen accounted for 11 decisions in his

16 starts (handing away five losses and rallying for six wins) after he had already left the game... Finished third on the team in ground-ball outs (69), but Rice infielders managed to turn only one double play with him on the mound (Rice outfielders twice turned double plays by throwing-out runners after a catch)... **2010: C-USA Academic Honor Roll;** Pitched in 10 games with one starting assignment... Averaged 7.5 strikeouts per nine innings, the third-highest mark on the staff... Threw a season-long 3.2 innings and recorded a season-high five strikeouts on opening day on the road against nationally-ranked Stanford... Helped keep the Cardinal in check with no runs in his first three innings (and could have used some support from his teammates who followed him in relief)... Allowed just two singles in 3.0 scoreless frames for a save in his very next outing against Texas A&M-Corpus Christi... Notched first win of the season a week later in relief with 1.1 hitless innings against Texas Tech at the Houston College Classic held downtown at Minute Maid Park... Faced three consecutive opponents that went on to play in the NCAA Tournament, including California, Texas and Lamar, before earning a start against Dallas Baptist... Pitched scoreless

**Rice Statistics**

Year	ERA	W	L	App	GS	CG	SHO	CBO	SV	IP	H	R	ER	BB	SO	2B	3B	HR	BF	B/Avg	WP	HBP
2009	5.84	2	2	20	3	0	0	0	2	37.0	34	31	24	30	34	7	3	3	175	.252	5	5
2010	6.32	1	1	10	1	0	0	0	1	15.2	14	11	11	11	13	1	1	2	74	.241	2	4
2011	3.10	4	1	17	16	0	0	0	0	78.1	63	33	27	48	96	8	2	0	362	.214	14	13
<b>TOTAL</b>	<b>4.26</b>	<b>7</b>	<b>4</b>	<b>47</b>	<b>20</b>	<b>0</b>	<b>0</b>	<b>0</b>	<b>3</b>	<b>131.0</b>	<b>111</b>	<b>75</b>	<b>62</b>	<b>89</b>	<b>143</b>	<b>16</b>	<b>6</b>	<b>5</b>	<b>611</b>	<b>.227</b>	<b>21</b>	<b>22</b>

relief innings against Texas State and East Carolina in the Conference USA Tournament before logging an inning against MAAC Champion Rider in the NCAA Tournament... Held opponents to a composite .179 batting average in five games pitching away from Reckling Park... Maintained a 1.50 ERA and held opponents to a 1.50 batting average when pitching in day games... **2009: Conference USA Academic Honor Roll;** Appeared in 20 games on the mound, the fourth-highest total on the staff and the most by any Owl freshman... Pitched 37.0 innings, the second-highest freshman total... Worked his way into three important starting assignments, including his first-ever Division I start in front of more than 6,000 fans at Reckling Park to see the Owls face No. 1 ranked Texas... Came up big in that start against the Longhorns, surrendering just one run on two hits and a walk while striking out a career-high four in 4.0 innings... Went on to earn starts against Conference USA foes Memphis and Tulane in back-to-back weekends... Pitched a career-long 5.1 innings on the way to first career win over Memphis... Allowed just one earned run on one hit in 3.1 frames against Tulane... Maintained a composite 3.55 ERA, held opposing batters to a .171 average, and the team went on to win the game in his three starts... Dependable option out of the bullpen... Threw four innings without allowing any earned runs to earn the win in relief in the championship final of the NCAA Regional against Kansas State... Fired three scoreless innings without allowing any hits for first career save in a road game against a Southern Miss squad that went on to play

in the College World Series... Came out of the pen in the bottom of the ninth inning with the tying run on second base in a one-run game played at crosstown rival Houston, and proceeded to earn second save with a quick ground-out and strikeout... Fanned 34 hitters in 37.0 innings, an average of 8.3 strikeouts per nine innings for the third-best mark on the staff... Feels right at home when pitching at Reckling Park where he held all opponents to a composite .207 batting average in 26.2 total innings.

**High School** — A 2008 graduate of The Kinkaid School in suburban west Houston... Three-time all-Southwest Preparatory Conference (SPC) honorable mention... Helped lead the Falcons to a second place conference finish as a senior and to the league title as a sophomore in 2006... Three-year letterwinner under head coach Bobby Eggleston, a four-year Rice letterman from 1982-85 (Will Rice).

**Personal** — Full Name: Matthew William Reckling. Born: March 24, 1989 in Houston. Parents: Stephen and Galen Reckling of Houston (four brothers). Grandfather, T.R. Reckling, played baseball for Rice in 1952-54. College: Hanszen.

### Rice Highs

#### 2011 Season

7.0 vs. La Tech, Mar. 20  
9, twice  
2, three times  
3 vs. Tulane, Apr. 16

Innings  
Strikeouts  
Wild Pitches  
Hit Batters

#### Career

7.0 vs. La Tech, Mar. 20, '11  
9, twice  
2, five times  
3, twice



**36**

**P | R/R | Fr.-HS**

**6-3 | 190 | Spring, Tex.**

**Klein HS**

**Evan Rutter**

**Wayne Graham said** — “Evan did well in the fall. He features a spiked curve ball that’s very difficult to hit. In the fall he pitched his way into strong consideration for innings this spring.”

**High School** — A 2011 graduate of Klein High School in Spring, Tex.... First Team All-Greater Houston selection as a senior by the *Houston Chronicle*... Named the Player of the Year by Champions Area-Sun... First team all-state pitcher by the Texas High School Baseball Coaches Association (THSBCA) and second

team all-state honoree by the Texas Sports Writers Association (TXSWA)... Two-time first team All-District 13-5A, earning the honor as a pitcher in 2011 and third baseman in 2010... Went 13-2 on the mound with 129 strikeouts and 1.17 ERA as a senior to lead the Bearkats to the finals of the state tournament... Also batted .375 to lead the team finish with a 31-11 record... Helped Klein go 33-7 as a junior (the fifth-best win percentage in Texas) and advance to semifinals of the 2010 state playoffs... Went 3-1 with a save and a 4.31 ERA... Struck out 43 in 37.1 innings and maintained a 3.3-to-1 strikeouts-to-walks ratio... Batted .322 with a 38 RBI, 29 runs, and a .455 slugging percentage... Earned Second Team All-Greater Houston by *Houston5ABaseball.com*... Coached by Barry Smith... Played locally for Houston Kyle Chapman and for the Northwest Wildcats of the American Amateur Baseball Congress (AABC) over the 2011 summer... Helped the Wildcats reach the finals of Stan Musial World Series.

**Personal** — Full name: John Evan Rutter. Born: October 7, 1992, in Tulsa, Okla. Parents: John and Lisa Rutter of Spring, Texas (one sister). College: Baker



**33** **RHP | R/R | So.-11**  
**6-3 | 210 | The Woodlands, Tex.**  
**College Park HS**  
**John Simms**

**Wayne Graham said** — *“John improved after a good year last year. He had a great summer where he matured. He’s a front-line Division I pitcher, as a reliever or as a starter.”*

**Rice** — **2011: Conference USA All-Freshman team; National Pitcher of the Week** (April 19); All-Silver Glove Series team for the season-long best-of-five games vs. crosstown rival Houston; Appeared in 23 games overall and worked his way into nine starts, the third-highest total on the squad... First Owl freshman to start on the mound on Opening Day since 2005 (Joe

Savery)... Finished fourth on the team in ERA (3.32) and innings (62.1)... Totaled 63 strikeouts in 62.1 innings... Averaged just 2.6 walks per nine innings and maintained a 3.5-to-1 strikeouts-to-walks ratio... Facing elite teams quickly became a routine, with four of his first five appearances were against a talented group of NCAA Regional teams including Stanford, Baylor, Florida International and eventual College World Series participant California... Posted sensational first collegiate victory against No. 5 Texas A&M by pitching a career-long 7.2 innings with a career-best 11 strikeouts, all while scattering just three singles without any runs in a game the Owls went on to win 2-0... The 11 K’s tied for the highest single-game strikeout total by an Owl all season (set by Austin Kubitz just four days before at East Carolina)... Threw a steady 7.0 innings against crosstown rival Houston, allowing four hits and a walk while striking out four in a televised contest... Averaged 5.0 innings in nine starts with less-than stellar support... The Owl offense hit 15 points lower (.273) and averaged one-less run per game in his starts, while Owl relievers who entered the game after he left combined for a 4.68 ERA... Struck out seven in 4.0 innings in a road game at Southern Miss... Made nine-straight appearances out of the bullpen after allowing two runs in 5.0 innings in a no-decision against nationally-ranked Cal in a game played at AT&T Park in San Francisco... Sixth on the team in games in relief (14)... Tied for third in games as the Owls’ finishing pitcher (6)... Won in relief with 1.2 shutout frames against Tulane... Fired 2.0 scoreless innings on the road at Lamar for first career save.

**International** — Played for the United States 18 & Under national team over the summer of 2010... Helped lead Team USA to a 19-2 mark and tournament-best 7-1 record at the Junior World Championships held in Canada... Posted a 4-0 record and 0.96 ERA in four international starts... Registered 37 strikeouts in 28.0 innings and held 98 opposing hitters to a composite .133 batting average.

**High School** — A 2010 graduate of College Park High School in The Woodlands, Tex.... Selected in the 39th round of the 2010 major league baseball draft by the Washington Nationals... All-America honoree by *Baseball America*... Louisville Slugger national prep All-America team... Earned 5A all-state accolades as a senior (first team from the Texas HS Coaches Assoc. and third team by the Texas Sports Writers)... The *Houston Chronicle's* Pitcher of the Year as a junior in 2009 and a first team all-Greater Houston selection in 2010... Two-time first team Houston-5A by *Houston5ABaseball.com*... Twice named the most valuable player in District 14-5A... Helped the Cavaliers go 22-10 and win the district championship as a senior by posting an 8-1 record with a 1.07 ERA... Struck out 123 batters in 65.1 innings, but also maintained a .370 batting average as a hitter... As a junior he went 9-2 with a 1.19 ERA and 128 strikeouts in 88 innings... Helped lead the 2009 Cavs to the Region II finals of the state tournament...


Career three-year varsity stat totals amassed to a 19-4 record with three saves, a 1.58 ERA and more than 300 strikeouts in 190.1 innings... Coached by Jason Washburn, the 2010 District 14-5A co-coach of the year... Played for the Rangers in the 2009 Area Code Games in Long Beach, Calif.... Outstanding student who was named to the 5A Academic All-State team... Member of the National Honor Society.

**Personal** — Full name: John Dunn Simms. Born: January 17, 1992 in Denver, Colorado. Parents: Tom of Ruth Simms of The Woodlands. (No relation to current Owl pitcher Trevor Simms.) College: Jones.

### Rice Highs

#### 2011 Season & Career

7.2 vs. Texas A&M, Apr. 12	Innings
11 vs. Texas A&M, Apr. 12	Strikeouts
2, twice	Wild Pitches
1, six times	Hit Batters



34

**P | R/R | Fr.-HS**  
**6-3 | 195 | Hurst, Tex.**  
**Liberty Christian HS**  
**Trevor Simms**

**Wayne Graham said** — “Trevor is a very talented athlete who is still working on his mechanics. He has Division I stuff and is close to being in the mix.”


**High School** — A 2011 graduate of Liberty Christian High School in Hurst, Tex... Multi-sport star who was named the school's Male Athlete of the Year in 2011... First team all-state honoree competing in the Texas Association of Private & Parochial Schools (TAPPS)... Led the Warriors to a 20-10 record and the finals of the TAPPS state tournament... Was named to the

### Rice Statistics

Year	ERA	W	L	App	GS	CG	SHO	CBO	SV	IP	H	R	ER	BB	SO	2B	3B	HR	BF	B/Avg	WP	HBP
2011	3.32	3	2	23	9	0	0	1	1	62.1	81	28	23	18	63	10	4	0	285	.316	8	6

state's all-tournament team... First team all-District 1-5A... Went 10-0 with a 2.69 ERA as a senior pitcher... Registered 93 strikeouts in 60 innings and held opposing hitters to a composite .135 average... Went 4-1 with a save in nine appearances as a junior in 2010, averaging 13.5 strikeouts per nine innings... Member of the 2010 Texas Rangers Area Code Team who participated in the Area Code Tournament in Long Beach, Calif.... Coached in baseball by Johnny Isom... Also competed earned four varsity letters in football and one in track & field... Earned all-state accolades as a kicker and receiver... TAPPS state champion in the 100- and 200-meters... Maintained a 3.7 grade point average and was an all-state academic honoree.

**Personal** — Full name: Trevor Austen Simms. Born: March 15, 1992, in Orange, Calif. Parents: Patrick and Christi Simms of Hurst, Tex. (one brother). Father played baseball at Cal State Fullerton. Chose to attend Rice over Vanderbilt, Oklahoma State, Nebraska and TCU. Active in volunteer community service. (No relation to current Owl pitcher John Simms.) Rice College: McMurtry.



**7** **RHP/IF | R/R | Jr.-2L**  
**6-2 | 195 | The Woodlands, Texas**  
**The Woodlands HS**  
**Tyler Spurlin**

**Wayne Graham said** — *“Tyler has the arm and the curveball at the Division I level. His role will continue to increase as his command improves.”*

**Rice — 2011:** All-Silver Glove Series team for the season-long best-of-five games vs. crosstown rival Houston; Played in a total of 16 games, including 12 as a pitcher, four as a defensive substitute at first base and once as a designated hitter... Pitched, played first base and had an at bat all in one game (the very first meeting against Houston)... Started on the mound against Houston and Texas A&M-Corpus Christi... Posted an outstanding first career start for a victory in the second meeting with Houston, scattering two singles with no walks while striking out four in a career-best 6.0 innings... Also fired 2.0 scoreless frames with three strikeouts in the first Silver Glove game, and one-third of an inning at UH later in the year for a total of 8.1 scoreless innings vs. the Cougars... Averaged 6.5 strikeouts per nine innings of work... Held opposing hitters to a composite .276 average... Did not allow an earned run and held hitters to a .122 average during a stretch of 12.2 consecutive innings over a span of seven appearances... Winning pitcher in relief against Marshall... Error-free in six defensive chances in the field... Served as a substitute DH on opening day against Stanford and drew a walk... Played in the Cal Ripken Collegiate League (Baltimore) over the summer... **2010: Conference USA Academic Honor Roll;** One

**Rice Statistics**

Year	ERA	W	L	App	GS	CG	SHO	CBO	SV	IP	H	R	ER	BB	SO	2B	3B	HR	BF	B/Avg	WP	HBP
2010	---	0	0	1	0	0	0	0	0	0.0	0	2	1	2	0	0	0	0	2	.000	1	0
2011	3.52	2	0	12	2	0	0	1	0	15.1	16	8	6	8	11	2	0	0	71	.276	4	2
<b>TOTAL</b>	<b>4.11</b>	<b>2</b>	<b>0</b>	<b>13</b>	<b>2</b>	<b>0</b>	<b>0</b>	<b>1</b>	<b>0</b>	<b>15.1</b>	<b>16</b>	<b>10</b>	<b>7</b>	<b>10</b>	<b>11</b>	<b>2</b>	<b>0</b>	<b>0</b>	<b>73</b>	<b>.276</b>	<b>5</b>	<b>2</b>



of four Owls who saw action as both a hitter (four games) and pitcher (once)... Pitched to two batters in the home-opener against Lamar... Finished third on the team with four pinch hit appearances (California, Texas A&M-Corpus Christi, Marshall and Houston)... Collected first career hit with a man on base and later scored a run against TAMUCC... Remained in the game as a defensive substitute at first base in the victory over the Islanders... Twice pinch hit from the right side for eventual major league draft pick Chad Mizingo (on the road at Marshall and at Houston in the Conference USA Tournament)... Was error-free in three defensive chances at first base.

**High School** — A 2009 graduate of The Woodlands, Tex... Named an honorable mention Louisville Slugger High School All-America by *Collegiate Baseball*... First team all-state as a senior... Tabbed as the 2009 first-team All-Greater Houston first baseman by the *Houston Chronicle*... Two-time first team all-District 14-5A honoree... Led the Highlanders to a 20-9-1 record as a senior by batting .465 with 12 home runs and an area-leading 54 RBI... Named to the the Texas Association of Sports Officials (TASO) All-Tournament squad as a junior... Two-sport star who was coached in baseball by Ron Eastman.

**Personal** — Full name: Tyler Matthew Spurlin. Born: June 17, 1991, in The Woodlands, Tex. Parents: Tim and Amy Spurlin of The Woodlands (two sisters). College: Sid Richardson. Martel.

### Rice Highs

#### 2011 Season

1 vs. Houston, Mar. 23  
none  
none  
none  
1 vs. Stanford, Feb. 18

At Bats  
Runs Scored  
Hits  
Total Bases  
Walks

#### Career

2 vs. TAMUCC, Apr. 14, '10  
1 vs. TAMUCC, Apr. 14, '10  
1 vs. TAMUCC, Apr. 14, '10  
1 vs. TAMUCC, Apr. 14, '10  
1 vs. Stanford, Feb. 18, '11

#### 2011 Season

6.0 vs. Houston, Mar. 29  
4 vs. Houston, Mar. 29  
3 vs. TAMUCC, Apr. 20  
1, twice


Innings Pitched  
Strikeouts  
Wild Pitches  
Hit Batters

#### Career

6.0 vs. UH, Mar. 29, '11  
4 vs. Houston, Mar. 29, '11  
3 vs. TAMUCC, Apr. 20, '11  
1, twice

### Rice Statistics

Year	Avg	GP	GS	AB	R	H	2B	3B	HR	RBI	TB	SLG%	BB	HBP	SO	GDP	OB%	SF	SH	SB	ATT
2010	.200	6	0	5	1	1	0	0	0	0	1	.200	0	0	1	0	.200	0	0	0	0
2011	.000	5	0	1	0	0	0	0	0	0	0	.000	1	0	0	0	.500	0	0	0	0
<b>TOTAL</b>	<b>.167</b>	<b>11</b>	<b>0</b>	<b>6</b>	<b>1</b>	<b>1</b>	<b>0</b>	<b>0</b>	<b>0</b>	<b>0</b>	<b>1</b>	<b>.167</b>	<b>1</b>	<b>0</b>	<b>1</b>	<b>0</b>	<b>.286</b>	<b>0</b>	<b>0</b>	<b>0</b>	<b>0</b>



**27**

**P | R/R | Fr.-HS**  
**6-1 | 185 | Alvin, Tex.**  
**Alvin HS**

**Jordan Stephens**

**Wayne Graham said** — *“In the fall Jordan showed he was the pitcher we expected him to be when we recruited him. With good stuff and a good mound presence he worked his way into becoming either a weekend or midweek starter.”*

**High School** — A 2011 graduate of Alvin High School in Alvin, Tex.... Second Team All-Greater Houston by the *Houston Chronicle*, and Honorable Mention All-Area by *Houston5ABaseball.com* as a senior... Selected to play in the Houston Area Base-

ball Coaches Association (HABCA) 2011 All-Star game for the 5A Southeast team (but was unable to participate)... Two-time first team All-District 24-5A pitcher who twice led the Yellowjackets to the Region III bi-district playoffs... Went 6-4 on the mound with three saves, a 2.35 ERA and 100 strikeouts in 66 innings of work during senior year... Struck out 10 or more in game four times, including a prep career-best 15 in one outing of just 6.1 innings... Posted a 7-3 ledger with two saves as a junior in 2010, maintaining a steady 0.95 ERA with 119 strikeouts in 73.1 innings and a steady 3.3-to-1 strikeouts-to-walks ratio... Member of the 2010 Texas Rangers Area Code Team who participated in the Area Code Tournament in Long Beach, Calif.

**Personal** — Full name: Jordan Shane Stephens. Born: September 12, 1992, in Alvin. Parents: Roy and Molly Stephens of Alvin, Tex. (two brothers). College: Hanszen.



**5**

**IF | R/R | Fr.-HS**  
**5-11 | 185 | Longview, Tex.**  
**Navarro College / Hallsville HS**

**Christian Stringer**

Lone junior transfer among the Owl newcomers.

**Wayne Graham said** — *“Christian is a solid ballplayer at second base. He should be able to start for us in the spring.”*

**Navarro College** — Played baseball at Navarro College in Corsicana, Tex., in 2010 and 2011... Helped lead the Bulldogs to the 2011 Junior College National Championship in Grand Junction, Colorado, and a final team record of 46-18... In the team’s six-game JCWS title-run, he batted a steady 6-for-20 (.300) with

a double and triple, seven runs scored and seven RBI... Solid defensive work at second base also played a key role in the national championship, highlighted by his .971 fielding percentage and starting or turning seven double plays throughout the six games... Batted .356 on the season with a .453 on-base percentage... Earned All-Texas Eastern Conference and All-Region XIV honors... Helped a 35-18 Bulldogs team advance to the Regional playoffs in 2010... Hit .352 with 38 runs scored and 32 RBI in 40 games played... Coached by Woah Dill. 2011.

**High School** — A 2009 graduate of Hallsville High School in Hallsville, Tex.... Four-year baseball starter helped lead the Bobcats to a 25-5 record and the 4A Region II semifinals as a senior in 2009... Earned All-East Texas honors, All-District 14-4A and was the squad's offensive MVP... Coached by Scott Mitchell.

**Personal** — Full name: John Christian Stringer (prefers to use middle name). Born: June 25, 1990, in Longview, Texas. Parents: Randy and Carla Stringer of Longview. Athletic family includes father who played college golf at East Texas State, an uncle (Johnny Greene) was a three-year football letterman at Baylor (1974-76), and another uncle (Richard Stringer) played baseball at Paris Junior College. College: Wiess



26

LHP | L/L | Sr.-3L

6-2 | 195 | Houston, Texas

Westside HS

Taylor Wall

**Wayne Graham said** — *"Taylor is still evolving as a pitcher, and we've made some additions to his arsenal. We expect Taylor to play a strong role this year."*

**Rice** — **2011:** Appeared in 14 games with five starts... Finished seventh on the team in innings (35.0)... Maintained a 1.76 ERA in five C-USA appearances... Pitched at least 2.0 innings in relief six different times... Team won all five games he started, with the bullpen opportunistically picking up four of the victories after he left the game... Left a 1-1 game against Conference USA

foe Tulane after a season-long 5.1 innings of work, only to watch the Owls immediately rally for 11 unanswered runs... Allowed one run and struck out a season-high four in 3.2 innings on the road at Sam Houston State... Fired 3.0 scoreless innings on the road at NCAA Regional-bound East Carolina, and 3.0 innings of one-hit relief at UAB... **2010: All-Conference USA** (second team); All-Silver Glove Series; Pitched in 17 games with a team-leading 15 starts, tied for the third-most starts in Conference USA... Led C-USA with the lowest opponents' batting average in the league (.233)... Finished among the C-USA's top ten with a 4.45 in ERA (8th) and 85.0 innings (9th)... Led the Owls in strikeouts (61)... Averaged 6.5 strikeouts and 3.2 walks per 9.0 innings... Tied a career-high with nine strikeouts (and no walks) in 7.0 innings against C-USA foe East Carolina, but left the game early with Rice holding a comfortable 20-3 lead... Fanned eight in 7.1 innings facing No. 3 Texas before a crowd of 10,706 downtown at Minute Maid Park... Surrendered just two runs on five hits in that solid start against the Longhorns, but was the Owls' pitcher of record in a 2-1 final score... Went 0-4 in his first five starts against a rugged list of opponents that included four teams that went on to play in NCAA Regionals (Texas, Stanford, California and San Diego)... Fifth start in that list was a no-decision in a Rice win against Nebraska where he allowed just three runs over 7.0 innings, but the Owls pushed across the go-ahead run late after had already left the game... Worked into the sixth inning of a start nine times... Fired a brilliant, one-hit complete game shutout with seven strikeouts against crosstown rival Hous-

ton in the opening game of the C-USA weekend series... First pitcher in the Owls' rotation for weekend series nine different times, including Opening Day at Stanford (and also the C-USA Tournament)... Went 4-1 with a 3.80 ERA in C-USA... Held league opponents to a .229 batting average... Maintained a 3.78 ERA when starting... Relief outings were at home against Texas and UAB... **2009: NCAA All-Regional Team** (most outstanding player); **Conference USA All-Tournament Team; All-Conference USA** (freshman team); Solid inaugural season of Division I baseball... Worked his way into a regular spot in the weekend rotation and eventually led the pitching staff in starts (15), innings pitched (94.1) and strikeouts (77)... Posted wins over Baylor, Houston, Kansas State, Memphis, Tulane and Marshall (twice)... Got the ball with Rice facing elimination in the NCAA Regional and fired a sensational, three-hit complete game shutout to defeat Kansas State and set up a one-game championship final... Scattered three singles, walked one and struck out four against KSU on the way to being named the regional's most outstanding player... Threw a three-hit complete game shutout against Marshall in the opening game of the C-USA Tournament, which

was stopped after just seven innings and the Owls in front 13-0... Worked into the seventh inning of a game seven times... Pitched a total of 29.1 innings against teams ranked among the nation's Top 25, and held those elite opponents to a composite .214 batting average... Recorded the most innings on the staff against quality opponents that went on to play in the NCAA Tournament (45.0 ip)... Maintained a 2.05 ERA and a .167 opponents' average in four postseason appearances... Struck out a career-high nine batters in back-to-back outings against Tulane and East Carolina... Averaged 7.4 strikeouts and 3.5 walks per nine innings... Strikeouts-to-walks ratio (2.1-to-1) was the third-best on the staff... Consistently registered quality outings, but in his 15 starts the Owls: A) hit 25 points lower and supported him with an average of 2.1 fewer runs on offense, B) fielded at a .961 percentage on defense compared to a .974 pace in games he didn't start, and C) saw four decisions that were eventually attributed to the Rice bullpen after he already left the game... Entered out of the bullpen three times, Texas, Houston and LSU in the Super Regional... Earned first career save with two shutout innings at No. 4 Texas... Played summer ball in the the prestigious Cape

Cod League for the Falmouth Commodores... Shared the team lead in wins (3) and maintained a 2.62 ERA in 34.1 innings over seven starts... Averaged 6.8 strikeouts per 9.0 innings... Faced 135 opposing hitters in the famed wood-bat league and held those elite players to a composite .237 average... Voted by the Cape Cod League coaches to play in its annual All-Star game at Fenway Park... Was scheduled to pitch in the eighth inning of the CCL All-Star game, but the event was cancelled in the fifth inning due to rain.

**High School** — A 2008 graduate of Westside High School in Houston... First team all-state selection as a senior by the Texas Sports Writers Association... Led the Wolves to the best season in the program's young history, a 30-5 record on the way to the Region III finals of the 5A state tournament... Named the All-Greater Houston pitcher of the year by the *Houston Chronicle* after posting a 14-1 record with an 0.64 ERA and 125 strikeouts in 86.2 innings... Threw three shutouts, including a no-hitter, in the team's run through the 2008 state tournament... Shared the District 20-5A most valuable player award with Lamar High School's Anthony Rendon... During Wall's four years as a varsity letterman, he earned 40 wins and 4 saves while losing only 7 games as the Wolves compiled a 111 and 24 record during that timeframe under coach Emrick Jagneau.

### Rice Statistics

Year	ERA	W	L	App	GS	CG	SHO	CBO	SV	IP	H	R	ER	BB	SO	2B	3B	HR	BF	B/Avg	WP	HBP
2009	3.72	7	6	18	15	2	2	0	1	94.1	83	48	39	37	77	17	0	5	402	.243	8	7
2010	4.45	5	5	17	15	1	1	0	0	85.0	75	52	42	30	61	12	1	8	368	.233	10	10
2011	3.60	1	0	14	5	0	0	0	0	35.0	36	16	14	15	16	2	1	2	154	.275	6	4
<b>TOTAL</b>	<b>3.99</b>	<b>13</b>	<b>11</b>	<b>49</b>	<b>35</b>	<b>3</b>	<b>3</b>	<b>0</b>	<b>1</b>	<b>214.1</b>	<b>194</b>	<b>116</b>	<b>95</b>	<b>82</b>	<b>154</b>	<b>31</b>	<b>2</b>	<b>15</b>	<b>924</b>	<b>.244</b>	<b>24</b>	<b>21</b>

**Personal** — Full Name: Douglas Taylor Wall (prefers middle name). Born: January 8, 1990 in Houston. Parents: J.N. and Carrie Wall of Houston (one brother, one sister). College: Brown.

## Rice Highs

### 2011 Season

5.1 vs. Tulane, Apr. 17

4 at Sam Houston, Mar. 30

2 at Sam Houston, Mar. 30

2, twice

Innings Pitched

Strikeouts

Wild Pitches

Hit Batters

### Career

9.0, twice

9, three times

2, four times

3, three times



# 22

**OF/P | L/L | Fr.-HS**

**6-1 | 180 | Houston, Tex.**

**Lamar HS**


**John Williamson**

**Wayne Graham said** — *“John has the speed we expected, and he was making some strides at the plate. How much he improves will determine how much he plays in the spring.”*

**High School** — A 2011 graduate of Lamar High School in Houston... Second Team All-Greater Houston selection by the *Houston Chronicle*, *Houston5ABaseball.com*, and the Houston Area Baseball Coaches Association (HABCA) as a senior in 2011... Named the District 20-5A Player of the Year as a senior, helping

lead the Redskins to a 33-7-1 record and to the 5A Region III semi-finals... Three-time all-district selection, including first team honors in 2011 and 2010... Twice played in the HABCA all-star game... Selected to play on Team Texas, which won the 2011 Heartland Classic in Norman, Okla... Hit .452 with seven home runs, 51 runs scored, 40 RBI and 20 stolen bases in the team's 41 games... Went 9-2 with a 2.00 ERA on the mound, registering 79 strikeouts in 65 innings of work... Season highlight was pitching a no-hitter against district rival Bellaire... Served as a team co-captain for head coach Mike McGilvary... Was named to the 2011 Preseason All-Greater Houston team by the Houston Athletic Committee after a sensation junior season where he batted .445 with 11 home runs and had a .927 slugging percentage... Played on the West University Senior League World Series Championship Team in 2009... Outstanding student... Maintained a 4.39 grade point average to graduate in the Top 10 percent of his class. 2011.

**Personal** — Full name: John Garland Williamson. Born: September 27, 1992, in Houston. Parents: Jimmy Williamson and Ann Blackwood of Houston (two brothers). Brother, James, was a four-year baseball letterman at William & Mary (2006-2009). College: Sid Richardson



37

**Head Coach**  
**21st Season At Rice**  
**Rice Record: 912-361**  
**Wayne Graham**

There are some fairly common factors that measure coaching success in college baseball. The familiar criteria include a coach's wins and win-percentage, NCAA Regional bids, trips to the College World Series, winning a national championship, conference championships, All-America honorees and molding young players into major league draft picks.

It's common criteria. Rice Owls head coach **Wayne Graham** has had uncommon success.

Now entering his 21st season at the helm of the Rice base-

ball program, and his 32nd as a collegiate head coach, Graham has been one of the top coaches in the country who has built a sky-scraper of a program at Rice.

At Rice Graham has amassed 912 wins and maintained a .716 win percentage. Another way of looking at the .716 win percentage is that it's the equivalent of a major league team winning 116 games in a single season — except Graham has maintained that impressive pace over 20 full seasons at Rice.

Speaking of win-percentage, Graham has led the Owls to the best composite win percentage in the nation over the last 13 full seasons. Using the year the NCAA tournament expanded to its current 64-team/Super Regional format (1999), and with Graham firmly at the Rice's helm, the Owls' .742 win percentage from 1999 to 2011 has been better than every other Division I program.

Are all-America selections the criteria for an outstanding coach? Graham has coached 30 different Rice players to a total of 45 all-America awards. Perhaps it's molding a player into a professional prospect. More than 20 former Owls were playing pro baseball in 2011, including nine in the major leagues. Of course that Rice total of Graham-coached players to reach the majors isn't even counting the ones he tutored while at San Jacinto College (of which one was still active as recently as 2010).

There were five of his Owls selected in the 2011 major league draft and a total of 28 Rice draftees over the last four years. It's a steady draft rate to be sure, but consider in 2007 Graham had 14 Owls drafted by the majors in that year alone.

The 14 Rice draft picks tied the college record for the most players selected from one school in a single year. It's not just simply getting drafted, however. He developed 14 Owls into first-round major league draft picks, including as recently as last year when Anthony Rendon as the sixth player taken overall.

Are team accomplishments the criteria? Consider Rice has won 16 conference championships in a row, including C-USA regular season and tournament crowns, all nine Western Athletic Conference titles during the Owls' tenure in that league (1997-2005) and the final Southwest Conference Championship in 1996. The 2011 season was Rice's 17th-straight appearance in an NCAA Regional.

The Owls have been to NCAA Super Regionals nine times since the format was adopted in 1999. The Blue & Gray has been to the College World Series seven times since 1997. In 2003, Graham led Rice to the school's first team national championship in any sport.

Pick the criteria for coaching success, and Graham has far-exceeded the standard.

His work in 2011 may have been some of his best coaching yet as the squad was beset by injuries. He had to play two true freshmen on the leftside of the infield all year and turn to a freshman starting pitcher on opening day and in the Friday night games. Graham simply steered the team to its 17th straight season of 40-plus wins. Rice won a share of the C-USA regular-season title before winning the league's tournament title and earning a Top 8 national seed in the NCAA Championships.

In 2010 he guided the Owls to the C-USA regular season title, an NCAA Regional bid and 40 wins in a demanding schedule that featured 26 games against elite teams that went on to national postseason play. Along the way he coached and developed his sophomore third-baseman, **Anthony Rendon**, into the National Player of the Year and recipient of the Howser Trophy. At the end of the year he was named the C-USA Keith LeClair Coach of the Year for the fourth time.

Graham's 2009 Rice squad finished among the nation's Top 10. The Owls stormed to the C-USA Tournament Championship then hosted and won the NCAA Regional at Reckling Park. He coached Rendon to the National Freshman of the Year honors.

The 2008 Rice squad rocketed to the upper echelon of the national Rating Percentage Index (RPI), finishing fourth overall. The high RPI made Rice an easy choice for a national seed in the NCAA Tournament and to host postseason games. Graham's Owls justified that consideration with the program's third trip to Omaha in as many years. The Blue & Gray dominated the C-USA regular season with a 21-3 league record. He was named the South Central Region Coach of the Year by his colleagues in the American Baseball Coaches Association (ABCA) and the C-USA Keith LeClair Coach of the Year.

The 2007 Rice squad was second in the nation in wins (56) and third in the nation in win-percentage (.800). The Blue & Gray reached the semi-finals of the CWS and tied for third in the nation for a second year in a row. The team also had the No. 1 rating percentage index (RPI) in the country. At the end of the year

Graham was named the National Division I Coach of the Year by Fieldturf, the ABCA region coach of the year and LeClair Coach of the Year.

His 2006 team had the best win-percentage in the country. The Owls reached the semifinals of the CWS and tied for third in the nation. For an incredible 2006 season, the College Baseball Foundation named Graham one of its national coaches of the year. His fellow head coaches in C-USA named him the Keith LeClair Coach of the Year his first year in the league.

It may be hard to imagine with all the success Graham has had at Rice for these many years, but at first there were small steps for a program which had never won even a conference championship or advanced to NCAA tournament play.

Year one in 1992 showed a 13-game improvement in the win column. Year two (1993) was another seven games better. In year three (1994), the Owls had their best finish ever in South-west Conference play at 12-6 and their first appearance under Graham in the SWC postseason tournament. Year four (1995) boasted of 43 wins and Rice's first bid to the NCAA tournament. Year five (1996): a SWC tournament title and NCAA bid.

The Owls won the 1996 SWC championship in storybook fashion. Entering the last conference tournament in Lubbock as the number-six seed, Graham's Owls swept through the field in four straight games, topped by a 16-8 romp past Texas in the final. It was Rice baseball's most satisfying week in its long history as a member of the SWC.

Then there was Graham's sixth Rice season in 1997, the

## Fast Facts on Wayne Graham

### Education

High School: John Reagan, Houston, 1954. College: Texas, 1970, B.S., physical education; Houston, 1973, M.Ed., physical education.

### Coaching Experience

High School: Scarborough, Houston, 1971-79; Spring Branch, 1980.

Junior College: San Jacinto-North College, Houston, 1981-91. Division I: Rice University, 1992-present.

Career Collegiate Record: 1,487-474

### Personal

Full Name: Wayne Leon Graham.

Born: April 6, 1936, at Yoakum.

Wife: Tanya.

Children: Gary, Terry, Greg, Michael, Cindy, Matthew.

Owls' first foray into the Western Athletic Conference. Led by a duo that *Baseball America* called "one of the greatest power packages in college baseball history" (pitcher **Matt Anderson** and first-baseman **Lance Berkman**), Rice soared to a 47-16 record and its first WAC team championship. A 13-game winning streak over the last month of the regular season ensured titles in the WAC-South and at the league tournament, resulting in an automatic NCAA bid.

Rice returned to Lubbock for the 1997 Central Regional

---

where the South Plains magic continued from the year before. The Owls romped through the regional, earning the school's first entry into the College World Series in Omaha, Neb. It was a season that netted Graham kudos as the western region's coach of the year as voted by the ABCA.

In 1998, Rice posted a 46-17 overall record and was even more successful in the WAC. The Owls ran through their division with a 26-4 record and capped the year with another four-game sweep in the postseason tournament. Graham's charges were the top seed in the Central Regional in College Station, but a pair of slugfest losses ended the year prematurely. **Damon Thames** was the ABCA national player of the year, and **Bubba Crosby** was the Owls' fourth first-round draft choice in four seasons. Graham won recognition as the WAC coach of the year by his peers.

The 1999 season ran true to form. Led by one of the best pitching staffs in college baseball, the Owls never left the top 10 in any of the national polls, enjoying the school's first number-one ranking in any sport on two different occasions and finishing at number five. Graham was named *Baseball America's* national coach of the year, as well as repeating his WAC honor. The conference tournament was another four-game sweep, but the return trip to Lubbock for the regional was a bit less routine.

After an opening round upset at the hands of Wisconsin-Milwaukee, the Owls swept through Rutgers, UWM and host Texas Tech twice for its second regional title. In the new Super Regional, Rice also dropped the opener to Louisiana-Lafayette before stopping the Cajuns twice to win the trip to Omaha. That

was up to six straight wins when elimination was only one loss away. The head coach had convinced the squad to keep fighting. At Omaha, the Owls fell to eventual national champion Miami in their opener. Rice's first-ever CWS win, over Oklahoma State, followed two days later.

The 2000 season is one of Graham's most outstanding coaching achievements. Adjusting to six new position players and the loss of all-America pitcher **Jeff Nichols** due to an injury, the Owls staggered through the first half of the schedule. After April 1, though, the head coach righted the ship to lead the Owls from a sub-.500 record to their fourth straight WAC title on the final weekend of the season.

More success followed in 2001. Led by an all-America pitching staff featuring **Kenny Baugh** and **Jon Skaggs**, the Owls spent six weeks as the nation's number-one team. The amazing comeback win over Baylor on Memorial Day clinched the Owls' second trip to a Super Regional.

In 2002, the Owls adjusted again after Baugh and Skaggs were first-round selections in the professional draft. Graham combined two new players in the weekend pitching rotation — transfer **Justin Crowder** and freshman **Philip Humber** — and five new position players with four returnees, keeping the Owls near the top of the national rankings most of the year. Graham was named the WAC and ABCA western regional coach of the year as the Owls again advanced to Omaha.

In 2003, his 12th season, Graham's mind and energy were focused squarely on the goal of Rice's first national champion-


ship. The team combined the best pitching staff in the nation with the best defense to win 58 of its 70 games. The Owls spent more than two months ranked as the top team in the nation, and the team ran off an eye-opening 30-game winning streak. Sophomore pitchers **Jeff Niemann**, **Wade Townsend**, Philip Humber and **Josh Baker** combined for a 47-5 record, and closer **David Aardsma** had a Rice-record 12 saves. Every Owl starter won at least one postseason honor and Graham was named the national and WAC coach of the year.

In 2004, the Owls went 46-14 and won another WAC title to qualify for another postseason appearance. Graham came up with yet another Rice first. The pitching trio of Humber, Niemann and Townsend were all selected among the first eight picks of the major league draft (numbers three, four and eight overall). It was the first time in MLB history that three pitchers, or even three players, from the same school had been selected that high in the draft's first round.

Freshmen were the bulk of the 2005 team, but that did not stop the Owls (45-19) from winning the WAC championship. That young Rice team came within four outs of reaching the College World Series after nearly upsetting number one ranked Tulane on the road in the Super Regional.

A native Houstonian who had followed the Owls since his earliest days, he played high school baseball at Reagan High in the Heights. He had his first championship experience when he played his first year at Reagan, as a pitcher and outfielder in 1951-52, under coach Leroy Ashmore.





**A Rookie at Wrigley Field!**  
Wayne Graham played for two legendary major league managers in his career, Gene Mauch with the Phillies and Casey Stengel with the Mets.

In 1952 Reagan was the Houston city and Texas State baseball champions on the strength of a 38-3 record. With Graham on the mound in 1953, Reagan won the city's high school championship. One of his battery mates throughout his prep career was Rice alum ('58) Jerry Sims. The championship spirit was instilled at an early age and is still there.

Graham matriculated to Texas, where he played two seasons under the legendary Bibb Falk. After his playing days as a Longhorn ended, Graham embarked on an 11-year professional career as a third baseman and outfielder with the Philadelphia Phillies and New York Mets organizations.

Despite several strong seasons in the minors — he hit .300 or better in six of 10 minor league stops, including

a .311 average with 17 home runs and 70 runs batted in at Dallas-Fort Worth in 1962 to earn Texas minor league player of the year honors — Graham had just two brief stints in the major leagues. The first came in 1963 when he appeared in 10 games for Gene Mauch's Philadelphia Phillies. A year later, Graham played 20 games for Casey Stengel and the New York Mets.

Following his playing days, Graham returned to UT to receive his B.S. in physical education in 1970, and he added a master's of education from the University of Houston in 1973.

Graham's coaching career began at Scarborough High School in Houston. In nine seasons at Scarborough and one at Spring Branch, Graham's teams compiled a 98-13 (.883) district record, won seven district titles and never finished lower than second place in the district race.

After nine successful seasons on the high school level, Graham moved on to San Jacinto, where he proceeded to turn the Gators into the nation's most celebrated JC team. His first squad in 1981 (featuring freshman Roger Clemens) went 43-7 and finished second in the Texas JC ranks. The following two seasons brought 89 more victories (only 22 losses) and a pair of conference titles.

Graham was just getting started. In 1984, he led the Gators to the first of seven consecutive 50-win seasons and the national JC tournament. A loss in the championship game only served to fuel the fires that would lead to three straight national titles in 1985-87. Another runner-up showing in 1988 was followed by two more titles in 1989 and 1990, giving the Gators five champi-

onships in a six-year span while preparing dozens of players for major college and/or professional careers.

Graham's honors at San Jac were nearly endless. He was named *Collegiate Baseball Magazine's* Junior College Coach of the Century, as well as the newspaper's Coach of the Decade for 1980's. He was named the national JC coach of the year five times and the top Texas JC coach six times. His uniform number (37) was retired by San Jacinto and he was inducted into the junior college hall of fame in May, 1995.

All of Graham's coaching accomplishments naturally led to his induction into the Texas Baseball Hall of Fame at Fort Worth in 2003. In 2004 he was named one of Houston's 38 Sports Legends to coincide with the city hosting Super Bowl XXXVIII. He was inducted to the Texas Sports Hall of Fame in 2005.

What is left for a man who has 38-straight winning seasons at the high school and collegiate level and has won nearly 80 percent of his games on the collegiate level (1,445-453 in 30 seasons at Rice and San Jacinto)? A second national championship, to be precise. With Reckling Park as the Owls' home and the venue for nine NCAA Regionals in 2001-02-03-04-06-07-08-09-11, plus Super Regionals in 2002-03-06-07-08, Graham has all the pieces in place to sustain Rice at the highest level.

Graham and his wife Tanya live in Houston. She earned her Rice degree in human performance and exercise science in May, 1999.

## Year-By-Year With Wayne Graham

Year	School	Record	Pct.	Accomplishments
1981	San Jac	43-7	.860	Conference champions, state runner-up
1982	San Jac	42-12	.777	Conference champions
1983	San Jac	47-10	.824	Conference champions, state runner-up
1984	San Jac	50-11	.819	State, conf. champs, national runner-up
1985	San Jac	54-7	.885	National, state, conference champions
1986	San Jac	53-12	.815	National, state, conference champions
1987	San Jac	52-9	.852	National, state, conference champions
1988	San Jac	63-9	.875	State, conf. champs, national runner-up
1989	San Jac	61-10	.859	National, state, conference champions
1990	San Jac	62-11	.850	National, state, conference champions
1991	San Jac	47-15	.758	Conference champions

Year	School	Record	Pct.	Accomplishments
1992	Rice	29-26	.527	Series win over #16 Texas A&M
1993	Rice	36-18	.667	School-record 29-game home winning streak
1994	Rice	34-21	.618	12-6 in SWC (tied-2), best in school history
1995	Rice	43-19	.694	2nd at NCAA South II Regional
1996	Rice	42-23	.646	SWC Tournament champs; 2nd in NCAA Midwest Regional
1997	Rice	47-16	.746	WAC champs; 1st College World Series appearance
1998	Rice	46-17	.731	WAC champs; NCAA Central Regional
1999	Rice	59-15	.797	WAC champs; College World Series; most wins ever
2000	Rice	43-23	.652	WAC co-champs
2001	Rice	47-20	.701	WAC champs; NCAA Regional champs
2002	Rice	52-14	.788	WAC champs; NCAA Regional champs; College World Series
2003	Rice	58-12	.829	<b>NCAA champions</b> ; WAC champions; School-record 30-game win streak
2004	Rice	46-14	.767	WAC champs; NCAA Regional
2005	Rice	45-19	.703	WAC champs; NCAA Regional champs
2006	Rice	57-13	.814	C-USA champs; NCAA Regional champs; College World Series semifinals
2007	Rice	56-14	.800	C-USA champs; NCAA Regional champs; College World Series semifinals
2008	Rice	47-15	.758	C-USA reg. season champs; NCAA Regional champs; College World Series
2009	Rice	43-18	.705	C-USA tournament champs; NCAA Regional champs
2010	Rice	40-23	.635	C-USA reg. season champs; NCAA Regional
2011	Rice	42-21	.667	C-USA reg. season co-champs; C-USA tourney champs; NCAA Regional
<b>RICE Totals</b>		<b>912-361</b>	<b>.716</b>	<b>Best winning percentage in Rice history</b>

---

## Wayne Graham's Rice Milestones

First Win: Rice 6, UT-Pan American 5 (Jan. 31, 1992, at Edinburg)  
First Loss: UT-Pan American 9, Rice 2 (Feb. 1, 1992, at Edinburg)  
25th Win: Rice 6, Houston 1 (April 10, 1992, at Cameron Field)  
50th Win: Rice 2, Houston 1 (March 14, 1993, at Cameron Field)  
75th Win: Rice 12, Clemson 3 (Feb. 26, 1994, at Las Vegas, Nev.)  
50th Loss: San Diego State 20, Rice 3 (March 6, 1994, at San Diego, Calif.)  
100th Win: Rice 20, S.F. Austin State 3 (Feb. 8, 1995, at Nacogdoches)  
150th Win: Rice 21, UT-San Antonio 7 (Feb. 24, 1996, at Cameron Field)  
175th Win: Rice 1, Lamar 0 (April 23, 1996, at Beaumont)  
100th Loss: Baylor 9, Rice 6 (April 26, 1996, at Cameron Field)  
200th Win: Rice 14, Air Force 1 (March 8, 1997, at Cameron Field)  
225th Win: Rice 5, Utah 4 (May 15, 1997, at San Diego, Calif.)  
250th Win: Rice 7, Hawaii 6 (March 14, 1998, at Cameron Field)  
275th Win: Rice 10, TCU 5 (May 14, 1998, at San Diego, Calif.)  
300th Win: Rice 6, Houston 2 (March 16, 1999, at Cougar Field)  
325th Win: Rice 14, Air Force 3 (May 16, 1999, at USAF Academy, Colo.)  
350th Win: Rice 10, UT-San Antonio 3 (March 22, 2000, at Reckling Park)  
375th Win: Rice 3, TCU 0 (May 20, 2000, at Fort Worth)  
400th Win: Rice 11, San Jose State 7 (March 18, 2001, at Reckling Park)  
425th Win: Rice 7, Baylor 4 (May 27, 2001, at Reckling Park)  
450th Win: Rice 9, Fresno State 2 (March 29, 2002, at Reckling Park)  
475th Win: Rice 6, Texas Tech 0 (June 1, 2002, at Reckling Park)  
500th Win: Rice-h 20, Liberty 1 (March 21, 2003, at Reckling Park)  
525th Win: Rice-h 13, Fresno State 2 (May 24, 2003, at Reckling Park)  
536th Win: Rice-n 14, Stanford 2 - National Championship (June 23, 2003, at Omaha, Neb.)

550th Win: Rice 14, San Jose State-h 2 (March 14, 2004, at San Jose, Calif.)  
575th Win: Rice 6, Baylor 4 (May 18, 2004, at Waco)  
600th Win: Rice 14, Nevada 6 (March 26, 2005, at Reckling Park)  
625th Win: Rice 9, LSU 7 (June 4, 2005, at Baton Rouge, La.)  
650th Win: Rice 3, Tulane 2 (Apr. 1, 2006, at Metairie, La.)  
675th Win: Rice 5, Southern Miss 1 (May 25, 2006, at Reckling Park)  
700th Win: Rice 7, Cal Poly 2 (March 17, 2007, at Reckling Park)  
725th Win: Rice 7, Tulane 4 (May 13, 2007, at Reckling Park)  
750th Win: Rice 10, Winthrop 4 (March 14, 2008, at Reckling Park)  
775th Win: Rice 9, Texas State 1 (May 6, 2008, at Reckling Park)  
800th Win: Rice 4, Southern Miss 3 (Mar. 21, 2009, at Hattiesburg, Miss.)  
825th Win: Rice 7, Houston 2 (May 22, 2009, at Hattiesburg, Miss.)  
850th Win: Rice 3, East Carolina 2 (Apr. 24, 2010, at Reckling Park)  
875th Win: Rice 3, Southern Cal 2 (Feb. 27, 2011, at Reckling Park)  
900th Win: Rice 8, Houston 2 (May 6, 2011, at Cougar Field)

## Highs/Lows For Graham-Coached Rice Teams

	Rice	Opponent
<b>Runs/Game</b>	37 vs. Cincinnati (2/21/97) 35 vs. McNeese State (2/14/97) 28 at New Mexico [WAC high] (4/11/98) 27 vs. S.F. Austin State (2/21/93) 27 vs. Wisconsin-Milw.-n (5/29/99)	27, New Mexico-a (4-12-98) 21, UT-San Antonio-a (5/5/94) 21, Baylor-a [SWC high] (4/8/95) 20, San Diego State-a (3/6/94) 20, Washington-n (5-22-98)
<b>Hits/Game</b>	34 vs. Cincinnati (2/21/97) 33 vs. Wisconsin-Milw.-n (5/29/99) 31 vs. McNeese State (2/14/97) 28 at New Mexico [WAC high] (4/11/98) 27 at Marshall (5/18/06)	24, New Mexico-a [WAC high] (4-12-98) 23, Lamar-h (2/22/2011) 21, California-a (3/11/2011) 20, San Diego State-a (3/6/94) 19, Texas Tech-a [SWC high] (3/26/93) 19, Fresno State-a (3/23/04) 8, Texas Southern-h (2/18/92) 7, two times 0, Hawaii (3/14/98)
<b>Errors/Game</b>	10 at UNLV (3/15/97) 7 vs. Incarnate Word (3/23/93)	
<b>Fewest Hits/Game</b>	1 at Cal State Fullerton (3/4/07)	
<b>Doubles/Game</b>	11 at Memphis (4/15/06)	
<b>Triples/Game</b>	5 vs. McNeese State (2/14/97)	
<b>HR/Game</b>	10 at New Mexico (4/11/98) 9 vs. Cincinnati (2/21/97) 7 vs. Massachusetts (3/9/96) 7 vs. McNeese State (2/21/97) 7 vs. Nevada (3/26/05)	6, New Mexico-a (4/12/98)
<b>SB/Game</b>	8 vs. St. Mary's (2/16/94)	

	Rice	Opponent
<b>Strikeouts</b>	21 vs. Central Missouri St. (2/5/05) 19 vs. Louisiana Tech (4/9/05) 18 vs. Lamar (5/7/97, 12 inn.) 18 at East Carolina (4/8/2011) 18 vs. Louisiana (4/5/2011)	18, McNeese State-h (4/11/00)
<b>LOB</b>		
<b>Walks Received</b>	21 vs. Texas Southern (2/22/95)	
<b>Double Plays</b>	6, six times Latest vs. San Jose State (5/13/00)	4, Cal. State Fullerton-n (5/26/96) 4, Saint John's (3/6/07) 4, Texas Tech (3/6/10)
<b>Shutouts</b>	10, 2003 (68 total since 1992) 10, 2004	4, 1992 (20 total since 1992)
<b>Longest Game/Time</b>	4:39: at Houston (5/10/96, 13 inn.)	
<b>Longest Game/Innings</b>	15: Houston-h 5, Rice 4 (4/11/92) 15: California-h 7, Rice 6 (3/12/11)	
<b>Quickest Nine-Inn. Game</b>	1:45: vs. Texas A&M-n (3/5/2011)	
<b>Largest Margin of Victory</b>	31: (35-4) vs. McNeese State (2/14/97)	
<b>Largest Loss</b>	20: (21-1) at UT-San Antonio (5/5/94)	
<b>Largest Combined Score</b>	53: New Mexico-h 27, Rice 26 (4/12/98)	
<b>Most Combined Hits</b>	45: Rice 21, New Mexico 24 (4/12/98)	
<b>Most Combined Errors</b>	13: Rice 10, UNLV-h 3 (3/15/97)	
<b>Runs/Inning</b>	13: (4th inn.) at S.F. Austin State (2/8/95)	
<b>Longest Win Streak</b>	30: (2/18/03-4/8/03)	
<b>Longest Losing Streak</b>	8: 3/20-31/96	

---

## Graham At Rice

**All Games** 912-361

*Home: 550-127; Road: 274-183; Neutral: 88-51*

**All Conference Games** 386-153

*Home: 206-47; Road: 162-94; Neutral: 2-4*

**C-USA Games** 114-30

*Home: 59-13; Road: 55-17*

**WAC Games** 214-61

*Home: 117-20; Road: 97-41*

**SWC Games** 58-62

*Home: 38-18; Road: 18-40*

**Day Games** 563-205

**Night Games** 349-156

**One-Run Games** 169-126

**Doubleheaders** 47-16-28

**Extra-Innings** 40-32

## Graham vs. Conferences

Atlantic Coast:	10-8	Midwest Collegiate:	1-1
Atlantic Sun:	6-1	Missouri Valley:	9-1
Atlantic 10:	4-0	Mountain West:	8-0
Big East:	5-2	North Atlantic:	2-0
Big Eight:	5-5	Pacific 10:	14-20
Big South:	7-0	Southeastern:	12-12
Big 10:	4-2	Southern:	4-0
Big 12:	83-45	Southland:	138-36
Big West:	15-14	Southwest:	63-65
Colonial:	1-0	Southwestern Athletic:	20-1
Conference USA:	181-54	Summit:	0-1
Great Midwest:	1-0	Sun Belt:	30-15
Ivy:	4-0	West Coast:	5-3
Metro:	2-1	WAC:	212-64
Metro Atlantic:	1-0	Major Independents:	12-9
Mid-American:	2-0	Non-Division 1:	28-1
Mid-Continent:	1-0		

## Wayne Graham vs. All Opponents (at Rice)

Air Force: 5-1  
(3-0 home, 2-1 road)

Alabama: 0-2  
(0-2 neutral)

Alcorn State: 1-0  
(1-0 home)

Arizona: 1-1  
(1-1 road)

Arizona State: 1-4  
(0-1 home, 1-2 road, 0-1 neutral)

Arkansas State: 1-0  
(1-0 home)

Auburn: 0-1  
(0-1 neutral)

Baylor: 28-19  
(16-8 home, 7-9 road, 5-2 neutral)

Brigham Young: 7-0  
(6-0 home, 1-0 neutral)

California: 2-4  
(2-3 home, 0-1 road)

Cal Poly: 4-2  
(3-0 home, 1-2 road)

Cal State-Fullerton: 4-6  
(2-1 home, 1-2 road, 1-3 neutral)

Cal State-Northridge: 1-0  
(1-0 home)

Central Missouri State: 3-0  
(3-0 home)

Cincinnati: 1-0  
(1-0 home)

Clemson: 2-2  
(2-2 neutral)

Concordia Lutheran: 1-0  
(1-0 home)

Creighton: 2-0  
(2-0 home)

**Dallas Baptist: 13-5**  
(12-4 home, 1-1 away)

Duke: 1-0  
(1-0 neutral)

**East Carolina: 17-4**  
(8-1 home, 8-2 away, 1-1 neutral)

Elon: 1-0  
(1-0 home)

**FIU: 1-0**  
(1-0 home)

Florida Atlantic: 1-0  
(1-0 home)

Fresno State: 29-17  
(17-4 home, 10-11 road, 2-2 neutral)

Georgia: 1-0  
(1-0 neutral)

Georgia Tech: 1-0  
(1-0 home)

Grand Canyon: 2-1  
(2-1 road)

Harvard: 4-0  
(4-0 home)

Hawaii: 32-10  
(17-4 home, 15-6 road)

Hawaii-Hilo: 10-2  
(5-1 home, 5-1 road)

**Houston: 73-25**  
(41-7 home, 30-18 road, 2-0 neutral)

Houston Baptist: 5-0  
(5-0 home)

Incarnate Word: 4-0  
(4-0 home)

Indiana: 1-0  
(1-0 home)

Jackson State: 2-0  
(2-0 home)

Jacksonville State: 1-0  
(1-0 home)

James Madison: 1-0  
(1-0 home)

Kansas: 1-0  
(1-0 home)

Kansas State: 3-1  
(2-1 home, 1-0 neutral)

Kentucky: 1-0  
(1-0 neutral)

**Lamar: 28-15**  
(18-7 home, 10-8 road)

Liberty: 3-0  
(3-0 home)

Long Beach State: 3-5  
(2-2 home, 1-2 road, 0-1 neutral)

Louisiana-Lafayette: 12-5  
(7-1 home, 2-2 away, 3-2 neutral)

Louisiana-Monroe: 1-0  
(1-0 home)

Louisiana State: 7-5  
(2-0 home, 5-2 away, 0-3 neutral)

Louisiana Tech: 25-2  
(15-1 home, 10-1 road)

Louisville: 2-0  
(1-0 home, 1-0 neutral)

Maine: 2-0  
(2-0 home)

**Marshall: 18-2**  
(8-1 home, 8-1 away, 2-0 neutral)

Mary Hardin-Baylor: 2-0  
(2-0 home)

Massachusetts: 3-0  
(3-0 home)

McNeese State: 14-4  
(12-2 home, 2-2 road)

**Memphis: 18-5**  
(8-2 home, 7-2 away, 3-1 neutral)

Miami (Fla.): 2-3  
(1-2 road, 1-1 neutral)

Miami (Ohio): 2-0  
(2-0 home)

Michigan: 2-0  
(2-0 home)

Michigan State: 0-1  
(0-1 home)

Mississippi: 2-1  
(2-1 home)

Mississippi State: 0-1  
(0-1 neutral)

Missouri: 1-0  
(1-0 neutral)

Missouri State: 5-0  
(2-0 home, 3-0 neutral)

Nebraska: 9-4  
(9-1 home, 0-2 road, 0-1 neutral)

New Mexico: 17-2  
(11-0 home, 4-2 road, 2-0 neutral)

## Wayne Graham vs. All Opponents (at Rice)

UNLV: 12-5  
(7-1 home, 4-4 road, 1-0 neutral)

Nevada: 25-6  
(12-4 home, 13-2 road)

New Orleans: 1-0  
(1-0 home)

Nicholls State: 1-0  
(1-0 home)

Notre Dame: 1-1  
(1-0 home, 0-1 neutral)

North Carolina: 2-3  
(1-0 home, 1-3 neutral)

Northwestern State: 6-1  
(5-1 home, 1-0 neutral)

Oklahoma: 5-3  
(4-2 home, 0-1 road, 1-0 neutral)

Oklahoma State: 7-5  
(4-3 home, 1-2 road, 2-0 neutral)

Oregon State: 0-2  
(0-2 neutral)

Oral Roberts: 5-3  
(2-2 home, 2-1 away, 1-0 neutral)

Prairie View A&M: 7-0  
(7-0 home)

Purdue: 1-1  
(1-1 home)

Rider: 1-0  
(1-0 neutral)

Rutgers: 1-0  
(1-0 home)

**Sam Houston State: 31-13**  
(20-6 home, 11-7 road)

San Diego: 4-3  
(3-1 home, 1-2 road)

San Diego State: 8-3  
(8-3 road)

San Jose State: 33-10  
(19-2 home, 13-8 road, 1-0 neutral)

Santa Barbara: 1-0  
(1-0 neutral)

South Alabama: 1-1  
(0-1 home, 1-0 neutral)

Southern California: 4-0  
(3-0 home, 1-0 neutral)

**Southern Miss: 14-3**  
(7-3 home, 7-3 road, 0-1 neutral)

Sout Florida: 1-0  
(1-0 home)

St. Edward's: 1-0  
(1-0 home)

St. John's: 2-1  
(2-1 home)

St. Louis: 1-0  
(1-0 home)

St. Mary's (Calif.): 1-0  
(1-0 road)

St. Mary's (Texas): 2-0  
(2-0 home)

**Stephen F. Austin State: 4-1**  
(3-0 home, 1-1 road)

**Stanford: 3-6**  
(1-2 home, 0-3 road, 2-1 neutral)

Stetson: 1-0  
(1-0 home)

TCU: 41-18  
(22-6 home, 12-10 road, 7-2 neutral)

**Texas: 23-33**  
(11-11 home, 6-17 road, 6-5 neutral)

**Texas A&M: 32-17**  
(18-4 home, 7-11 road, 7-2 neutral)

**Texas A&M-Corpus Christi: 12-0**  
(8-0 home, 4-0 road)

Texas-Arlington: 4-0  
(4-0 home)

Texas-Pan American: 3-1  
(3-1 road)

**Texas-San Antonio: 9-1**  
(9-0 home, 0-1 road)

**Texas Southern: 10-1**  
(9-1 home, 1-0 road)

**Texas State: 42-9**  
(29-6 home, 12-3 road, 1-0 neutral)

**Texas Tech: 19-16**  
(6-4 home, 4-8 road, 9-4 neutral)

**Tulane: 22-5**  
(11-1 home, 11-4 road)

**UAB: 15-7**  
(9-1 home, 5-4 road, 1-2 neutral)

**UCF: 18-6**  
(8-4 home, 7-2 road, 3-0 neutral)

UCLA: 1-1  
(0-1 home, 1-0 neutral)

Utah: 6-1  
(5-1 road, 1-0 neutral)

Vanderbilt: 0-1  
(0-1 neutral)

Virginia: 0-1  
(0-1 home)

Wake Forest: 4-1  
(4-0 home, 0-1 neutral)

Washington: 1-2  
(1-1 home, 0-1 neutral)

Washington State: 1-0  
(1-0 home)

Western Carolina: 3-0  
(3-0 home)

Western Kentucky: 1-0  
(1-0 home)

Wichita State: 2-1  
(2-0 home, 0-1 road)

Winthrop: 4-0  
(4-0 home)

Wisconsin-Milwaukee: 1-1  
(1-1 neutral)

Wyoming: 3-1  
(3-1 home)

Xavier: 1-0  
(1-0 home)

## Rice In The Post-Season Under Wayne Graham

### 1994 (1-2)

#### SWC Tournament at Austin (1-2)

My12 Texas Tech 12, Rice 11  
My13 Rice 10, TCU 3  
My14 Texas Tech 2, Rice 1

### 1995 (3-4)

#### SWC Tournament at College Station (0-2)

My18 Texas A&M-h 8, Rice 6  
My19 Texas 6, Rice 0

#### NCAA South Regional at Baton Rouge, La. (3-2)

My25 Rice 8, James Madison 7  
My26 Rice 15, LSU-h 7  
My27 Cal State Fullerton 17, Rice 7  
My27 Rice 16, LSU-h 9  
My28 Cal State Fullerton 8, Rice 7

### 1996 (7-2)

#### SWC Tournament at Lubbock (4-0)

My15 Rice 9, Texas A&M 7  
My16 Rice 7, Texas Tech-h 3  
My17 Rice 9, Texas 6  
My18 Rice 16, Texas 8

#### NCAA Midwest Regional at Wichita, Kan. (3-2)

My23 Rice 17, Missouri 4  
My24 Cal State Fullerton 7, Rice 3  
My25 Rice 11, Indiana 8  
My26 Rice 13, Cal State Fullerton 10  
My26 Wichita State-h 16, Rice 6

### 1997 (8-2)

#### WAC Tournament at San Diego, Calif. (4-0)

My14 Rice 16, BYU 3  
My15 Rice 5, Utah 4  
My16 Rice 7, San Diego State-h 5  
My17 Rice 11, San Diego State-h 1

#### NCAA Central Regional at Lubbock (4-0)

My22 Rice 5, SMSU 2  
My23 Rice 10, Clemson 6  
My24 Rice 13, SW Texas State 9  
My25 Rice 25, Southwest Missouri St. 6

#### College World Series at Omaha, Neb. (0-2)

My30 LSU 5, Rice 4  
Jn1 Auburn 10, Rice 1

### 1998 (5-2)

#### WAC Tournament at San Diego, Calif. (4-0)

My13 Rice 15, New Mexico 11  
My14 Rice 10, TCU 5  
My15 Rice 5, Fresno State 4 (10 inn.)  
My16 Rice 15, Fresno State 2

#### NCAA Central Regional at College Station (1-2)

My21 Rice 11, Oral Roberts 1  
My22 Washington 20, Rice 11  
My23 Mississippi State 15, Rice 14

### 1999 (11-4)

#### WAC Tournament at Fresno, Calif. (4-0)

My19 Rice 2, New Mexico 1  
My20 Rice 9, UNLV 6  
My21 Rice 4, San Jose State 2  
My22 Rice 18, TCU 3

#### NCAA Regional at Lubbock (4-1)

My28 UW-Milwaukee 8, Rice 4  
My29 Rice 6, Rutgers 1  
My29 Rice 27, UW-Milwaukee 1  
My30 Rice 3, Texas Tech 1  
My30 Rice 15, Texas Tech 11

#### NCAA Super Regional at The Astrodome (2-1)

Jn4 Louisiana-Lafayette 12, Rice 8  
Jn5 Rice 10, Louisiana-Lafayette 1  
Jn6 Rice 8, Louisiana-Lafayette 3

#### College World Series at Omaha, Neb. (1-2)

Jn11 Miami (Fla.) 8, Rice 4  
Jn13 Rice 7, Oklahoma State 2  
Jn16 Alabama 6, Rice 5

### 2000 (3-2)

#### NCAA Regional at Houston (3-2)

My26 Rice 5, Texas Tech 2  
My27 Houston 5, Rice 2  
My27 Rice 11, Texas Tech 4  
My29 Rice 5, Houston 4  
My29 Houston 9, Rice 5

### 2001 (4-3)

#### NCAA Regional at Rice (4-1)

My25 Rice-h 11, UT-Arlington 4  
My26 Baylor 11, Rice-h 10  
My27 Rice-h 14, UT-Arlington 2  
My27 Rice-h 7, Baylor 4  
My28 Rice-h 5, Baylor 4

#### NCAA Super Regional at Lincoln, Neb. (0-2)

Jn1 Nebraska-h 7, Rice 0  
Jn2 Nebraska-h 9, Rice 6 (10 inn.)

### 2002 (5-3)

#### NCAA Regional at Rice (3-1)

My31 Rice-h 8, Harvard 3  
Jn1 Rice-h 6, Texas Tech 0  
Jn2 Washington 7, Rice-h 6  
Jn2 Rice-h 14, Washington 2

#### NCAA Super Regional at Rice (2-0)

Jn7 Rice-h 6, LSU 0  
Jn8 Rice-h 3, LSU 0

#### College World Series at Omaha, Neb. (0-2)

Jn15 Texas 2, Rice 1  
Jn17 Notre Dame 5, Rice 3

### 2003 (10-2)

#### NCAA Regional at Rice (3-0)

My30 Rice-h 3, McNeese State 2 (10 inn.)  
My31 Rice-h 10, Wichita State 1  
Jn1 Rice-h 5, Wichita State 2



**NCAA Super Regional at Rice (2-1)**

Jn7 Houston 5, Rice-h 2  
 Jn8 Rice-h 10, Houston 2  
 Jn9 Rice-h 5, Houston 2

**College World Series at Omaha, Neb. (5-1)**

Jn14 Rice 4, Southwest Missouri St. 2  
 Jn16 Rice 12, Texas 2  
 Jn18 Rice 5, Texas 4  
 Jn21 Rice 4, Stanford 3 (10 inn.)  
 Jn22 Stanford 8, Rice 3  
 Jn23 Rice 14, Stanford 2

**2004 (3-2)****NCAA Regional at Rice (3-2)**

Jn4 Texas Southern 4, Rice-h 3  
 Jn5 Rice-h 3, Lamar 1  
 Jn5 Rice-h 7, Texas Southern 1  
 Jn6 Rice-h 3, Texas A&M 1  
 Jn6 Texas A&M 7, Rice-h 5

**2005 (4-2)****NCAA Regional at Baton Rouge, La. (3-0)**

Jn3 Rice 7, Northwestern State 3  
 Jn4 Rice 9, LSU-h 7  
 Jn6 Rice 5, LSU-h 4

**NCAA Super Regional at New Orleans, La. (1-2)**

Jn11 Rice 9, Tulane-h 5  
 Jn12 Tulane-h 7, Rice 0  
 Jn13 Tulane-h 9, Rice 6

**2006 (11-3)****C-USA Tournament at Rice (4-0)**

My24 Rice 9, UAB 3  
 My25 Rice 5, Southern Miss 1  
 My27 Rice 7, Memphis 4  
 My28 Rice 11, Houston 5

**NCAA Regional at Rice (3-0)**

Jn2 Rice-h 6, Prairie View 5  
 Jn4 Rice-h 7, Baylor 2  
 Jn5 Rice-h 7, Baylor 4

**NCAA Super Regional at Rice (2-1)**

Jn10 Rice-h 10, Oklahoma 4  
 Jn11 Oklahoma 11, Rice 5  
 Jn12 Rice-h 9, Oklahoma 5

**College World Series at Omaha, Neb. (2-2)**

Jn17 Rice 6, Georgia 4  
 Jn19 Rice 3, Miami (Fla.) 2  
 Jn21 Oregon State 5, Rice 0  
 Jn22 Oregon State 2, Rice 0

**2007 (11-3)****C-USA Tournament at Greenville, N.C. (4-1)**

My23 Rice-n 16, UCF 6  
 My24 Rice-n 7, Memphis 5  
 My26 Memphis-n 2, Rice 1  
 My26 Rice-n 20, Memphis 9  
 My27 Rice 16, East Carolina-h 8

**NCAA Regional at Rice (3-0)**

Jn1 Rice-h 5, Prairie View A&M 0  
 Jn2 Rice-h 6, TCU 3  
 Jn3 Rice-h 3, TCU 1

**NCAA Super Regional at Rice (2-0)**

Jn8 Rice-h 3, Texas A&M 2 (10 inn.)  
 Jn9 Rice-h 5, Texas A&M 2

**College World Series at Omaha, Neb. (2-2)**

Jn15 Rice-n 15, Louisville 10  
 Jn17 Rice-n 14, North Carolina 4  
 Jn20 North Carolina 6, Rice-n 1  
 Jn21 North Carolina 7, Rice-n 4

**2008 (5-4)****C-USA Tournament at New Orleans, La. (0-2)**

My21 UAB 8, Rice-n 2  
 My22 East Carolina 4, Rice-n 3

**NCAA Regional at Rice (3-0)**

My30 Rice-h 3, Sam Houston St. 2  
 My31 Rice-h 11, St. John's 2  
 Jn1 Rice-h 7, Texas 4

**NCAA Super Regional at Rice (2-0)**

Jn8 Rice-h 9, Texas A&M 7  
 Jn9 Rice-h 6, Texas A&M 5

**College World Series at Omaha, Neb. (0-2)**

Jn15 Fresno State 17, Rice-n 5  
 Jn17 LSU 6, Rice-n 5

**2009 (7-3)****C-USA Tournament at Hattiesburg, Miss. (4-0)**

My20 Rice-n 13, Marshall 0  
 My21 Rice-n 8, UAB 1  
 My22 Rice-n 7, Houston 2  
 My24 Rice 8, Southern Miss-h 6

**NCAA Regional at Rice (4-1)**

My29 Rice-h 5, Sam Houston St. 2  
 My30 Kansas State 7, Rice-h 6  
 My31 Rice-h 12, Xavier 5  
 My31 Rice-h 8, Kansas State 0  
 Jn1 Rice-h 13, Kansas State 4

**NCAA Super Regional at Baton Rouge, La. (0-2)**

Jn5 LSU-h 12, Rice 9  
 Jn6 LSU-h 5, Rice 3

**2010 (5-3)****C-USA Tournament at UH's Cougar Field (3-1)**

My26 Rice-n 11, East Carolina 3  
 My27 Rice 24, Houston-h 3  
 My28 Rice-n 18, Marshall 0  
 My29 Southern Miss-h 7, Rice 4

**NCAA Regional at Austin (2-2)**

Jn4 UL-Lafayette 1, Rice-n 0  
 Jn5 Rice-n 19, Rider 1  
 Jn6 Rice-n 9, Louisiana 1  
 Jn6 Texas-h 4, Rice 1

**2011 (1-2)****C-USA Tournament at Pearl, Miss. (3-1)**

My25 UAB-n 9, Rice 8  
 My26 Rice-n 8, Memphis 5  
 My27 Rice-n 4, UCF 2  
 My28 Rice-n 4, Houston 3 (10 inn.)

**NCAA Regional at Reckling Park (1-2)**

Jn3 Rice-h 14, Alcorn State 1,  
 Jn4 Baylor 3, Rice-h 2  
 Jn5 California 6, Rice-h 3



**Assistant Coach/Pitching  
12th Season At Rice**

6

**Mike Taylor**

The 2012 baseball season is a milestone year for Rice assistant coach Mike Taylor, who is now entering his 20th year of coaching.

A former star player under head coach **Wayne Graham** at San Jacinto College, Taylor is in his 12th season at Rice after being hand-picked by his legendary mentor to join the Owl staff in 2000. Prior to Rice he had worked eight seasons coaching on the junior college level.

After tutoring the Rice infielders on fielding and execut-

ing defensive schemes, Taylor will work with the Rice pitchers in 2012. He shares the recruiting coordinator duties with fellow assistant coach **Patrick Hallmark**. On game days since 2009 Taylor has coached at third base.

In recruiting, Taylor has done an exemplary job of finding the top student-athletes from across the country. He has then coached and developed their talent to get the scouts' attention at the next level.

In 2011 one of Taylor's most-noted former infield pupils, third baseman Anthony Rendon, was the sixth player selected overall in the major league draft. His former Owl Paul Janish has been a starer for the Cincinnati Reds since 2010.

Rice has become a veritable pipeline to the pro ranks with 84 Owls selected in the major league draft in Taylor's 11 years on the job. There is every reason to expect more of the same in the years to come.

Major league teams would certainly give the Taylor's coaching career a high grade, and the University would no doubt do the same, for making sure the Rice student-athletes are students (and citizens) first. In 2011, 17 members of the Owl baseball program were selected to the Conference USA Commissioner's Academic Honor Roll for maintaining a semester grade point average of 3.0 or higher.

In 2010 starting first basemen Jimmy Comerota was selected from among all the baseball programs in the conference as the 2009 C-USA Spirit of Service Award winner. The prestigious Spirit of Service Award is presented by

the C-USA Commissioner to one student-athlete's in each sport for their academic success, performance on the field, and the amount of charity work performed within the community.

When he worked primarily with the Owl infielders Rice was routinely considered to have one of the best infield groups in college baseball. Rice's national championship team of 2003 had an errorless streak of 85.2 innings at one point, which was then followed by another of 73.1 frames without a defensive miscue.

A former standout shortstop for Graham at San Jacinto, Taylor came to Rice in 2001. Previously he spent two seasons as an assistant at Galveston College, helping the Whitecaps to a two-year record of 84-34 and a conference championship in 2000. Galveston finished the season ranked fourth nationally.

Previously, the 43-year-old Houston native spent six seasons as an assistant at Blinn College in Brenham. Those Bucanear teams won two conference titles and never failed to finish below the top three in the league. Blinn went 259-103 in

**Fast Facts On Mike Taylor**

**Education**

High School: Houston Waltrip, 1986.

College: Prairie View A&M, 1997, B.S., human performance.

**Personal**

Full Name: Michael David Taylor. Born: April 5, 1968, at Houston. Wife: Amy. Daughters: Macy Marie (8), Madisyn (6), Molly Kate (3).

---

those six seasons, ranking as high as number-three in the nation in 1993.

After a schoolboy career in which he was named Houston's high school player of the year in 1986, Taylor played on one national championship team under Graham at San Jacinto as a freshman in 1987, and on a national runner-up squad in 1988. Graham has called him "the best shortstop I've ever coached."

From San Jacinto, Taylor started his professional career, playing five seasons in the Toronto Blue Jays organization. He retired from playing in 1992 after his third season with the Knoxville Blue Jays of the Class AA Southern League.

While coaching at Blinn, Taylor completed his undergraduate degree in human performance at Prairie View A&M, earning his B.S. degree in 1997.

Taylor and his wife Amy live in Pearland. The couple have three daughters. Macy Marie (8) was born during the 2003 Houston Regional championship. Madisyn, joined the Taylor starting lineup on Oct. 2, 2005. The youngest, Molly Kate, was born on Jan. 14, 2009.



**Assistant Coach  
Seventh Season At Rice**

**20**

**Patrick Hallmark**

Former Rice baseball letterman Patrick Hallmark (Brown College) is already in his seventh year of coaching at his alma mater.

Hallmark is a hitting coach, but he also trains the catchers and works on the defensive skills and positioning of the outfielders. He coaches at third base on game days and serves the program under head coach **Wayne Graham** in a variety of roles, including the recent addi-

tion of recruiting to his growing list of responsibilities. He shares the recruiting duties with pitching coach **Mike Taylor**.

By carrying out coach Graham's directives, Hallmark helped the Owls rank among the Conference USA leaders in hits, doubles and runs scored in 2011. Last season Rice outscored its opponents by more than 100 total runs and averaged a steady 5.9 runs per game. With 104 doubles Hallmark's hitters showed they could hit for extra bases, but the players also had the skill from his daily training to lead the league in sacrifices and disciplined-enough to rank among the NCAA national leaders with 305 walks in 63 games.

Offense is only part of the story. On defense, Hallmark's outfielders are well-coached, consistently put in the right spot, and reach a defensive-potential they might never even knew they had. Last season Rice outfielders threw-out an eye-opening 14 opposing runners who were attempting to reach an extra base.

A former catcher for coach Graham, Hallmark started 56 games in 1995 to help lead Rice to its first 40-win season in 11 years. In that second-to-last season of the Southwest Conference, he batted .354 against the league with a .430 slugging percentage, 57 runs, and 14 stolen

bases in 16 attempts.

Hallmark was selected by Kansas City in the 18th round of the 1995 major league draft and played professionally for nine seasons. He reached the AAA level in the Royals' organization. Hallmark was part of three consecutive championship teams in the minor leagues from 1997-99.

Playing primarily as a catcher and outfielder, Hallmark hit over .300 three times and stole 30-plus bases five times in his pro playing career. He twice stole more than 40 bases (2000 and 2002) and was selected to play in two minor league all-star games.

Hallmark continued to pursue his Rice degree in the off-seasons and earned it in human performance in 2002. He played his final pro season in 2003 and began

### **Fast Facts On Patrick Hallmark**

#### **Education**

High School: Westbury, 1992.

College: Rice, 2002, B.S., human performance (Brown College).

#### **Personal**

Full Name: James Patrick Hallmark. Born: Dec. 31, 1973, at Houston. Wife: Jada. Children: Christian (6), Tanner (4), Grayson (2).

---

his coaching career. He worked one season at nearby St. Thomas High School before returning home to Rice.

A Houston native, Hallmark was a two-time all-district honoree in baseball in 1991 and 1992 at Westbury High School. He went on to earn all-conference honors at Alvin Community College in 1993 and 1994. He was named to the all-Southwest Conference team in 1995.

Hallmark is married to the former Jada Sanders of Kingwood, a 2001 Rice graduate (Sid Richardson) and four-year letterwinner and record holder for the Owls' swim team. Jada began serving as a volunteer coach for the swim team in the fall of 2006 and was promoted to assistant coach in 2007. Both Hallmarks coached their respective Rice teams to C-USA Championships in the spring of 2011.

The couple have three children, Christian (6), Tanner (4) and Grayson, born in March of 2009.



**Assistant Coach  
First Season At Rice**

**19**

**Clay Van Hook**

Clay Van Hook is in his first year with the Rice coaching staff after serving the previous two seasons as an assistant at McNeese State.

While at McNeese State Van Hook worked with infielders, helped with the team's hitting, and served as the Cowboys' third base coach. He had a role in recruiting and helped MSU post its first winning record in four years in his very first season with the program in 2010.

Rice head coach **Wayne Graham** stated that the addition of Van Hook in the summer of 2011 helped foster some new chemistry on the coaching staff while simultaneously paying respect to the past.

"Clay has been coaching a few years and he's from a baseball family who has been a student of the game his whole life," Graham said. "His work-ethic is off the scale. He's been able to get the most out of his own ability and he will be able to do the same with the players around him.

"His father (Kyle Van Hook) was an assistant coach for me at San Jacinto for two years, and we won the national championship in both years (1989 & '90). The Van Hook family and I are 2-0 in winning national championships," Graham quipped.

A native of Brenham, Tex., Clay played one season at Navarro College before becoming a three-year letterman at the University of Texas (2005-07). He earned second team all-Big 12 and was selected by the Seattle Mariners in the major league draft.

Van Hook earned his degree at Texas in 2008 while serving one season as a student-coach with the Longhorns. On game days Van Hook will coach first base. In addition to his on-field duties at Rice, he will take over the

administering of the Owls' popular Youth Baseball Camps (a role formerly held by current assistant coach **Patrick Hallmark**).

Van Hook and his wife, Selina, live in Pearland, Tex.

### **Fast Facts On Clay Van Hook**

#### **Education**

High School: Brenham, 2003.

College: Texas, 2008, B.S., Youth & Community Studies.

#### **Personal**

Full Name: Clay Briscoe Van Hook. Born: January 18, 1985.

Wife: Selina.



**Director of  
Baseball Operations  
Fourth Year At Rice**

**Lee Ann Lassiter**

Lee Ann Lassiter is in her fourth year at Rice University as the director of baseball operations.

Her responsibilities with the Owls include coordinating all team and recruiting travel, and assisting with the logistics of on-campus visits by recruits, as well as the day-to-day operations in the baseball office. In addition, Lassiter serves as the liaison for visiting teams while also working closely with the development office in support of the RBI Club.

Prior to joining the Owls' baseball program, Lassiter worked at DRW Trading Group LLC in Chicago as an executive assistant. She also worked in the marketing department for ESPN Radio in Austin and the city's local CBS television affiliate, assisting with sports broadcasts.

A native of Round Rock, Tex., Lassiter is a 2007 graduate from the University of Texas with a degree in communications.



**Athletic Trainer  
Fifth Year At Rice**

**Donna Papangellin**

Donna Papangellin, ATC, CSCS, is in her fourth year as the baseball athletic trainer at Rice University.

A native of the San Francisco peninsula, Papangellin earned her bachelor's degree in physical education and a certificate in athletic training from Long Beach State and then became certified as an athletic trainer through the National Athletic Trainers' Association. Papangellin is also a certified strength and conditioning specialist, having earned the distinction through the National Strength and Conditioning Association in 1997.

Papangellin began her athletic training career as the head athletic trainer at Los Angeles Harbor College, before moving to Fresno, Calif., where she became the athletic training coordinator for the Sports Medicine Center at Saint Agnes Medical Center. While working at Saint Agnes, Papangellin was offered the opportunity to serve as the athletic trainer for the Fresno Suns, a

minor league baseball team that was co-opted to several major league organizations, as well as the Hanshin Tigers of the Japanese league.

From the Fresno Suns, Papangellin moved on to the Texas Rangers organization, starting in class A with the Charlotte Rangers of the Florida State League, and then moving up to AA Tulsa of the Texas League. After a stint in the Arizona Fall League in 1994, she joined the San Francisco Giants organization, where she rapidly progressed to the AAA level and eventually was named the Minor League Rehabilitation Coordinator. After seven seasons with the Giants, she left the organization, and baseball, to stay closer to family.

During her years in professional baseball, Papangellin had the honor of working the 1993 Texas League All-Star game. She was named the 1999 Professional Baseball Athletic Trainers' Society (PBATS) Texas League Trainer of the Year. Pappangellin was the 1999 PBATS Minor League Trainer of the Year.

She is married to Doug Henderson, and has two stepdaughters, Jessica & Laura, and a granddaughter, Maya.



**Academics Counselor  
26th Year At Rice**

**Julie Griswold**



**Student Manager  
Junior (Jones College)  
First Season as Manager**

**Will Maxwell**



**Sports Information  
11th Year At Rice**

**John Sullivan**



# 2011 Rice Results

Record: 42-21 Home: 23-12 Away: 13-6 Neutral: 6-3 C-USA: 16-8

Date	Opponent	W/L	Score	R-H-E	R-H-E	Inns	Overall	C-USA	Rice Pitcher	Attend	Time	Date	Opponent	W/L	Score	R-H-E	R-H-E	Inns	Overall	C-USA	Rice Pitcher	Attend	Time
Feb 18	Stanford	L	3-5	3-10-1	5-13-0	9	0-1-0	0-0-0	McDowell (L 0-1)	3842	2:32	Apr 5	Louisiana	L	0-2	0-10-1	2-6-2	9	21-12-0	4-2-0	Fant (L 2-1)	3042	2:53
Feb 19	Stanford	W	7-1	7-8-1	1-7-2	9	1-1-0	0-0-0	Reckling (W 1-0)	4107	2:19	* Apr 8	at East Carolina	W	2-1	2-11-1	1-4-0	9	22-12-0	5-2-0	Cingrani (W 1-1)	2911	2:45
Feb 20	Stanford	L	2-6	2-6-1	6-13-2	9	1-2-0	0-0-0	Kubitza (L 0-1)	4233	2:35	* Apr 9	at East Carolina	W	5-3	5-10-3	3-6-1	(10)	23-12-0	6-2-0	Duffey (W 5-1)	3305	3:14
Feb 22	Lamar	L	7-12	7-11-1	12-23-2	9	1-3-0	0-0-0	Cingrani (L 0-1)	3128	2:51	* Apr 10	at East Carolina	L	3-7	3-7-2	7-9-3	9	23-13-0	6-3-0	Gonzales (L 3-1)	2575	2:24
Feb 23	at Texas State	W	11-10	11-11-0	10-15-3	9	2-3-0	0-0-0	Anagnostou (W 1-0)	1902	3:13	Apr 12	Texas A&M	W	2-0	2-6-0	0-4-1	9	24-13-0	6-3-0	Simms (W 1-1)	4785	2:09
Feb 25	USC	W	10-7	10-12-1	7-8-0	9	3-3-0	0-0-0	Benak (W 1-0)	3278	3:30	* Apr 15	Tulane	W	3-1	3-12-0	1-6-0	9	25-13-0	7-3-0	Cingrani (W 2-1)	3484	2:34
Feb 26	USC	W	6-5	6-5-2	5-9-1	9	4-3-0	0-0-0	Duffey (W 1-0)	3489	2:57	* Apr 16	Tulane	L	4-7	4-6-2	7-9-1	9	25-14-0	7-4-0	Gonzales (L 3-2)	3690	2:45
Feb 27	USC	W	3-2	3-4-2	2-9-1	9	5-3-0	0-0-0	Gonzales (W 1-0)	3811	2:41	* Apr 17	Tulane	W	11-1	11-10-2	1-6-0	7	26-14-0	8-4-0	Simms (W 2-1)	3882	2:25
Mar 1	at Arizona	L	8-10	8-9-2	10-11-1	9	5-4-0	0-0-0	Benak (L 1-1)	914	2:54	Apr 20	TAMU-Corpus Christi	W	7-5	7-10-0	5-12-0	9	27-14-0	8-4-0	Duffey (W 6-1)	3201	3:12
Mar 2	at Arizona	W	11-7	11-15-5	7-11-0	9	6-4-0	0-0-0	McDowell (W 1-1)	1011	3:13	* Apr 22	at UAB	W	9-5	9-11-1	5-10-1	9	28-14-0	9-4-0	Duffey (W 7-1)	401	2:48
Mar 4	vs Kentucky	W	8-7	8-15-1	7-13-0	9	7-4-0	0-0-0	Gonzales (W 2-0)	5398	3:06	* Apr 23	at UAB	L	2-7	2-3-1	7-9-0	9	28-15-0	9-5-0	Reckling (L 3-1)	400	2:09
Mar 5	vs Texas A&M	W	1-0	1-6-0	0-6-0	9	8-4-0	0-0-0	Kubitza (W 1-1)	9987	1:45	* Apr 23	at UAB	L	7-8	7-14-3	8-12-1	(12)	28-16-0	9-6-0	McNair (L 0-1)	614	3:29
Mar 6	vs Baylor	L	8-12	8-11-1	12-16-2	(10)	8-5-0	0-0-0	Chargois (L 0-1)	7076	3:31	May 4	Stephen F. Austin	W	9-1	9-11-1	1-8-0	9	29-16-0	9-6-0	Wall (W 1-0)	3608	2:32
Mar 8	Sam Houston State	L	0-7	0-5-1	7-9-0	9	8-6-0	0-0-0	Benak (L 1-2)	3154	2:23	* May 6	at Houston	W	8-2	8-9-2	2-6-1	9	30-16-0	10-6-0	Kubitza (W 4-3)	1630	2:49
Mar 9	Florida International	W	10-2	10-9-1	2-12-3	9	9-6-0	0-0-0	Reckling (W 2-0)	3067	3:02	* May 7	at Houston	W	12-6	12-13-1	6-11-4	9	31-16-0	11-6-0	Reckling (W 4-1)	1607	3:04
Mar 11	vs Long Beach State	L	1-2	1-7-1	2-5-1	9	9-7-0	0-0-0	Kubitza (L 1-2)	500	2:12	* May 8	at Houston	W	5-2	5-13-0	2-6-2	9	32-16-0	12-6-0	Simms (W 3-1)	1238	2:31
Mar 12	at California	L	6-7	6-10-5	7-21-1	(15)	9-8-0	0-0-0	Chargois (L 0-2)	1200	4:36	May 10	at Louisiana	W	2-1	2-6-1	1-5-1	9	33-16-0	12-6-0	Gonzales (W 4-2)	3899	2:25
Mar 13	vs Santa Barbara	W	2-1	2-11-2	1-4-3	9	10-8-0	0-0-0	McDowell (W 2-1)	1000	2:04	* May 13	Memphis	W	10-6	10-10-2	6-10-1	9	34-16-0	13-6-0	Kubitza (W 5-3)	3641	3:10
Mar 16	Dallas Baptist	L	1-3	1-7-3	3-6-1	(11)	10-9-0	0-0-0	Duffey (L 1-1)	3245	2:43	* May 14	Memphis	L	3-5	3-6-2	5-12-0	(10)	34-17-0	13-7-0	Cingrani (L 2-2)	3652	3:27
Mar 18	Louisiana Tech	W	5-1	5-12-0	1-8-0	9	11-9-0	0-0-0	Kubitza (W 2-2)	3235	2:22	* May 15	Memphis	W	7-6	7-12-2	6-15-0	9	35-17-0	14-7-0	Cingrani (W 3-2)	3816	2:56
Mar 19	Louisiana Tech	W	5-2	5-9-0	2-4-1	9	12-9-0	0-0-0	Duffey (W 2-1)	3326	2:17	May 17	Texas State	W	6-4	6-10-4	4-5-1	9	36-17-0	14-7-0	Gonzales (W 5-2)	5320	2:58
Mar 20	Louisiana Tech	W	11-3	11-10-2	3-4-0	9	13-9-0	0-0-0	Reckling (W 3-0)	3157	2:42	* May 19	at Southern Miss	W	4-0	4-8-0	0-5-4	9	37-17-0	15-7-0	Kubitza (W 6-3)	3697	2:31
Mar 22	at Lamar	W	7-2	7-8-1	2-8-0	9	14-9-0	0-0-0	Fant (W 1-0)	1827	2:35	* May 20	at Southern Miss	W	16-2	16-16-1	2-9-3	9	38-17-0	16-7-0	Gonzales (W 6-2)	4012	3:13
Mar 23	Houston	W	7-2	7-14-2	2-7-1	9	15-9-0	0-0-0	Duffey (W 3-1)	3220	3:02	* May 21	at Southern Miss	L	3-7	3-10-1	7-14-1	9	38-18-0	16-8-0	Simms (L 3-2)	3958	2:36
* Mar 25	UCF	L	2-7	2-7-3	7-11-0	9	15-10-0	0-1-0	Kubitza (L 2-3)	3010	3:22	May 25	vs UAB	L	8-9	8-14-4	9-17-0	9	38-19-0	16-8-0	Kubitza (L 6-4)	1177	3:02
* Mar 26	UCF	W	6-2	6-8-1	2-7-2	9	16-10-0	1-1-0	Gonzales (W 3-0)	3179	2:37	May 26	vs Memphis	W	8-5	8-14-0	5-12-1	9	39-19-0	16-8-0	Duffey (W 8-1)	1208	2:56
* Mar 27	UCF	L	4-5	4-12-0	5-11-2	9	16-11-0	1-2-0	Simms (L 0-1)	3476	2:59	May 27	vs UCF	W	4-2	4-7-2	2-9-1	9	40-19-0	16-8-0	Gonzales (W 7-2)	1100	3:05
Mar 29	Houston	W	7-0	7-11-0	0-2-0	9	17-11-0	1-2-0	Spurlin (W 1-0)	3019	2:40	May 28	vs Houston	W	4-3	4-10-2	3-7-3	(10)	41-19-0	16-8-0	Cingrani (W 4-2)	1559	2:55
Mar 30	at Sam Houston State	W	5-2	5-9-1	2-9-1	9	18-11-0	1-2-0	Duffey (W 4-1)	869	3:15	Jun 3	Alcorn State	W	14-2	14-22-0	2-7-3	9	42-19-0	16-8-0	Gonzales (W 8-2)	4133	2:19
* Apr 1	Marshall	W	9-0	9-7-1	0-5-4	9	19-11-0	2-2-0	Kubitza (W 3-3)	3215	2:26	Jun 4	vs Baylor	L	2-3	2-7-2	3-5-1	9	42-20-0	16-8-0	Kubitza (L 6-5)	4932	2:10
* Apr 2	Marshall	W	9-6	9-9-1	6-12-1	9	20-11-0	3-2-0	Fant (W 2-0)	3009	2:51	Jun 5	vs California	L	3-6	3-3-5	6-7-3	9	42-21-0	16-8-0	Duffey (L 8-2)	2391	3:03
* Apr 3	Marshall	W	5-4	5-5-2	4-7-1	(10)	21-11-0	4-2-0	Spurlin (W 2-0)	3223	3:03												

# 2011 Rice Individual Statistics | Hitting

Record: 42-21 Home: 23-12 Away: 13-6 Neutral: 6-3 C-USA: 16-8

Player	Avg	GP	GS	AB	R	H	2B	3B	HR	RBI	TB	SLG%	BB	HBP	SO	GDP	OB%	SF	SH	SB	ATT	PO	A	E	FLD%
23 Anthony Rendon	.327	63	63	214	58	70	20	2	6	37	112	.523	80	7	33	4	.520	1	0	13	18	12	18	2	.938
8 Michael Ratterree	.327	63	63	260	46	85	20	1	6	53	125	.481	22	5	44	9	.388	2	3	6	8	104	170	20	.932
10 Craig Manuel	.309	60	47	175	24	54	6	0	1	35	63	.360	29	10	8	3	.421	7	12	1	1	369	68	7	.984
14 J.T. Chargois	.299	63	63	261	52	78	9	3	2	31	99	.379	30	4	41	9	.378	1	10	2	2	605	32	9	.986
2 Shane Hoelscher	.281	60	58	210	30	59	13	0	3	37	81	.386	15	9	45	5	.343	8	4	4	6	30	109	9	.939
17 Keenan Cook	.276	60	53	203	28	56	6	1	1	23	67	.330	31	6	50	2	.383	3	7	6	7	71	9	3	.964
16 Ryan Lewis	.269	60	52	171	32	46	7	3	1	28	62	.363	27	8	27	3	.386	4	5	4	6	101	4	4	.963
15 Michael Fuda	.255	44	43	161	25	41	7	0	0	18	48	.298	18	4	39	4	.339	3	5	1	5	88	6	0	1.000
4 Derek Hamilton	.248	62	62	226	31	56	7	0	0	30	63	.279	17	2	34	6	.301	4	11	3	5	85	193	22	.927
-----																									
25 Chase McDowell	.313	6	4	16	2	5	0	0	1	5	8	.500	2	0	4	1	.368	1	0	0	0	5	1	0	1.000
3 Jeremy Rathjen	.295	16	16	61	7	18	5	0	1	18	26	.426	6	0	8	0	.353	1	2	2	2	30	1	1	.969
28 Geoff Perrott	.286	32	11	42	14	12	3	0	1	8	18	.429	8	6	11	1	.464	0	1	0	0	119	13	1	.992
18 Michael Aquino	.279	26	13	43	8	12	0	0	0	4	12	.279	4	0	6	1	.340	0	2	1	3	23	0	1	.958
11 Tyler Pearson	.250	8	6	8	1	2	0	0	0	0	2	.250	1	1	2	0	.400	0	0	0	0	21	5	0	1.000
1 Daniel Gonzales-Luna	.182	41	13	55	12	10	1	0	0	8	11	.200	13	4	9	1	.370	1	4	0	1	29	4	2	.943
21 Austin Kubitz	.000	5	0	4	0	0	0	0	0	0	0	.000	1	0	3	0	.200	0	0	0	0	4	14	1	.947
38 Doug Simmons	.000	1	0	1	0	0	0	0	0	0	0	.000	0	0	1	0	.000	0	0	0	0	0	1	0	1.000
7 Tyler Spurlin	.000	5	0	1	0	0	0	0	0	0	0	.000	1	0	0	0	.500	0	0	0	0	3	3	0	1.000
26 Taylor Wall	.000	1	0	0	0	0	0	0	0	0	0	.000	0	0	0	0	.000	0	0	0	0	0	8	1	.889
<b>Totals</b>	<b>.286</b>	<b>63</b>	<b>63</b>	<b>2112</b>	<b>370</b>	<b>604</b>	<b>104</b>	<b>10</b>	<b>23</b>	<b>335</b>	<b>797</b>	<b>.377</b>	<b>305</b>	<b>66</b>	<b>365</b>	<b>49</b>	<b>.387</b>	<b>36</b>	<b>66</b>	<b>43</b>	<b>64</b>	<b>1716</b>	<b>713</b>	<b>93</b>	<b>.963</b>
<b>Opponents</b>	<b>.258</b>	<b>63</b>	<b>63</b>	<b>2205</b>	<b>261</b>	<b>569</b>	<b>84</b>	<b>14</b>	<b>17</b>	<b>227</b>	<b>732</b>	<b>.332</b>	<b>205</b>	<b>55</b>	<b>544</b>	<b>41</b>	<b>.335</b>	<b>10</b>	<b>48</b>	<b>62</b>	<b>87</b>	<b>1666</b>	<b>692</b>	<b>76</b>	<b>.969</b>

LOB - Team (552), Opp (546). DPs turned - Team (52), Opp (61). CI - Team (0), Opp (3).

# 2011 Rice Individual Statistics | Pitching

Record: 42-21 Home: 23-12 Away: 13-6 Neutral: 6-3 C-USA: 16-8

Player	ERA	W	L	APP	GS	CG	SHO	CBO	SV	IP	H	R	ER	BB	SO	2B	3B	HR	BF	OAvg.	WP	HBP	BK	SFA	SHA	
32 Jared Rogers	3.83	8	2	18	14	2	1	0	1	87.0	96	41	37	14	49	15	1	9	349	.275	3	4	0	1	3	
21 Austin Kubitzka	2.34	6	5	15	15	1	1	2	0	100.0	95	38	26	24	102	12	1	2	379	.251	7	8	1	1	9	
24 Abe Gonzales	2.91	8	2	25	6	1	0	0	1	74.1	70	33	24	20	43	17	0	3	280	.250	6	3	2	3	9	
29 Matthew Reckling	3.10	4	1	17	16	0	0	0	0	78.1	63	33	27	48	96	8	2	0	295	.214	14	13	2	1	5	
-----																										
13 Tony Cingrani	1.74	4	2	34	2	0	0	2	12	57.0	47	16	11	10	66	6	0	0	210	.224	0	3	1	2	1	
31 Tyler Duffey	2.52	8	2	30	1	0	0	0	2	60.2	54	22	17	18	76	6	3	4	235	.230	2	4	0	2	4	
33 John Simms	3.32	3	2	23	9	0	0	1	1	62.1	81	28	23	18	63	10	4	0	256	.316	8	6	0	0	5	
34 Boogie Anagnostou	3.38	1	0	4	0	0	0	0	0	2.2	7	6	1	4	1	2	0	0	14	.500	0	1	0	0	1	
39 Holt McNair	3.48	0	1	12	1	0	0	1	0	10.1	7	5	4	6	7	1	0	1	35	.200	1	3	0	0	1	
7 Tyler Spurlin	3.52	2	0	12	2	0	0	1	0	15.1	16	8	6	8	11	2	0	0	58	.276	4	2	1	0	3	
26 Taylor Wall	3.60	1	0	14	5	0	0	0	0	35.0	36	16	14	15	16	2	1	2	131	.275	6	4	0	0	4	
40 Jeremy Fant	3.71	2	1	21	1	0	0	2	0	26.2	26	13	11	14	29	6	1	0	106	.245	6	4	1	0	1	
38 Doug Simmons	4.91	0	0	5	0	0	0	0	0	3.2	6	5	2	4	3	0	0	0	15	.400	1	0	0	0	1	
25 Chase McDowell	5.14	2	1	7	4	1	0	0	1	28.0	36	17	16	5	19	5	2	1	119	.303	1	1	0	0	1	
30 Andrew Benak	8.18	1	2	6	1	0	0	0	0	11.0	17	11	10	2	5	6	0	2	46	.370	2	1	0	1	1	
14 J.T. Chargois	13.50	0	2	7	0	0	0	0	2	6.2	8	10	10	9	7	1	0	2	26	.308	0	2	0	0	2	
<b>Totals</b>	<b>3.18</b>	<b>42</b>	<b>21</b>	<b>63</b>	<b>63</b>	<b>3</b>	<b>5</b>	<b>4</b>	<b>19</b>	<b>572.0</b>	<b>569</b>	<b>261</b>	<b>202</b>	<b>205</b>	<b>544</b>	<b>84</b>	<b>14</b>	<b>17</b>	<b>2205</b>	<b>.258</b>	<b>58</b>	<b>55</b>	<b>8</b>	<b>10</b>	<b>48</b>	
<b>Opponents</b>	<b>5.33</b>	<b>21</b>	<b>42</b>	<b>63</b>	<b>63</b>	<b>3</b>	<b>2</b>	<b>2</b>	<b>8</b>	<b>555.1</b>	<b>604</b>	<b>370</b>	<b>329</b>	<b>305</b>	<b>365</b>	<b>104</b>	<b>10</b>	<b>23</b>	<b>2112</b>	<b>.286</b>	<b>44</b>	<b>66</b>	<b>9</b>	<b>36</b>	<b>66</b>	

PB - Team (15), Manuel 11, Perrott 3, Pearson 1, Opp (8). Pickoffs - Team (6), McNair 3, Fant 1, Wall 1, Manuel 1, Opp (6).

# 2011 Conference USA Baseball Standings

Team	Conference USA Games				All Games						
	W-L	Pct.	H	A	W-L	Pct.	H	A	N	L10	Streak
<b>xy</b> -Rice	16-8	.667	8-4	8-4	42-21	.667	23-12	13-5	6-4	6-4	L 2
<b>x</b> -Southern Miss	16-8	.667	9-3	7-5	39-19	.672	23-5	12-9	4-5	2-8	L 4
East Carolina	14-10	.583	6-6	8-4	41-21	.661	24-10	12-9	5-2	7-3	L 1
UCF	12-12	.500	4-8	8-4	39-23	.629	20-11	15-8	4-4	6-4	L 1
Memphis	12-12	.500	6-6	6-6	30-27	.526	20-11	8-10	2-5	4-6	W 1
Houston	12-12	.500	4-8	8-4	27-32	.458	14-14	10-14	3-4	5-5	L 2
Tulane	10-14	.417	4-8	6-6	31-26	.544	22-15	8-9	1-2	3-7	W 1
UAB	9-15	.375	4-8	5-7	29-28	.509	18-9	8-14	3-5	4-6	L 2
Marshall	7-17	.292	4-8	3-9	20-31	.392	5-8	5-18	10-5	4-6	L 2

*x*- regular season co-champions

*y*- tournament champions

## Official NCAA R.P.I.

The final 2011 NCAA Ratings Power Index

12.	Rice	.590
22.	UCF	.575
24.	Southern Miss	.573
29.	East Carolina	.572
63.	Houston	.544
74.	UAB	.538
77.	Tulane	.536
115.	Memphis	.514
194.	Marshall	.476

---

# 2011 Conference USA League Awards

**Keith LeClair Coach of the Year**

Scott Berry, Southern Miss

**Player of the Year**

Chad Zurcher, Jr., SS, Memphis

**Pitcher of the Year**

Todd McInnis, Sr., RHP, USM

**Newcomer of the Year**

Dillon Napoleon, Jr., RHP, UAB

**Freshman of the Year**

**Austin Kubitza**, Fr., RHP, Rice

**C-USA First Team**

IF Jonathan Griffin, Sr., UCF

IF **Michael Ratterree**, So., Rice

IF B.A. Vollmuth, Jr., Southern Miss

IF Chad Zurcher, Jr., Memphis

OF Jamal Austin, Jr., UAB

OF Marc Bourgeois, Sr., USM

OF Tyler Koelling, Sr., USM

C Jeremy Schaeffer, Jr., Tulane

DH **Anthony Rendon**, Jr., Rice

P **Austin Kubitza**, Fr., Rice

P Seth Maness, Sr., East Carolina

P Todd McInnis, Sr., Southern Miss

P Geoffrey Thomas, So., USM

RP Nick Pepitone, Jr., Tulane

**C-USA Second Team**

IF Nick Crawford, Sr., UAB

IF Adam Doleac, Sr., Southern Miss

IF T.J. Rich, Jr., Memphis

IF Kenny Socorro, Sr., Marshall

OF Drew Martinez, Jr. Memphis

OF Caleb Ramsey, Sr., Houston

OF Trent Whitehead, Sr., ECU

C Zach Wright, Jr., East Carolina

DH D.J. Hicks, So., UCF

P Kevin Brandt, Jr., East Carolina

P Brad Mincey, Sr., East Carolina

P Dillon Napoleon, Jr., UAB

P Ryan Woolley, Sr., UAB

RP Collin Cargill, Jr., Southern Miss

**All-Freshman Team**

C Jared Bales, Southern Miss

SS Jack Reinheimer, East Carolina

3B **Shane Hoelscher**, Rice

OF Ben Fultz, East Carolina

OF Landon Appling, Houston

DH Chase McDonald, East Carolina

P Aaron Blair, Marshall

P **Austin Kubitza**, Rice

P **John Simms**, Rice

P Alex Facundus, Tulane

P Ben Lively, UCF

**All-Tournament Team**

C **Craig Manuel**, Rice

IF John Frost, UAB

IF Jonathan Griffin, UCF

IF Ryan Still, Houston

IF Corey Thompson, East Carolina

OF Landon Appling, Houston

OF **Ryan Lewis**, Rice

OF Caleb Ramsey, Houston

DH D.J. Hicks, UCF

P **Tyler Duffey**, Rice

P Seth Maness, East Carolina

P Todd McInnis, Southern Miss

P Jared Ray, Houston

**Tournament MVP**

P **Tyler Duffey**, Rice

**All-Academic Team**

Austin Homan, East Carolina

Matt Creel, Houston

Kyle Blank, Marshall

Arik Sikula, Marshall

Phillip Chapman, Memphis

Chad Zurcher, Memphis

Marc Bourgeois, Southern Miss

Adam Doleac, Southern Miss

Todd McInnis, Southern Miss

Bowen Woodson, Tulane

Keith DePew, UAB

Ryan Woolley, UAB

Derek Luciano, UCF

## 2011 Conference USA Team Statistics | Hitting

Team	AVG	G	AB	R	H	2B	3B	HR	RBI	TB	SLG	BB	HBP	SO	GDP	OB%	SF	SH	SB	ATT	PO	A	E	FLD%
Memphis	<b>.309</b>	57	1956	365	604	117	12	32	329	841	.430	248	50	318	38	<b>.394</b>	35	45	55	81	1517	568	<b>50</b>	.977
UCF	.307	62	<b>2161</b>	<b>428</b>	<b>663</b>	<b>139</b>	12	<b>58</b>	<b>387</b>	<b>1000</b>	<b>.463</b>	231	53	383	43	.382	<b>36</b>	31	65	88	1650	670	53	<b>.978</b>
Southern Miss	.300	58	2022	396	607	110	18	41	353	876	.433	257	57	338	44	.390	24	59	24	40	1571	<b>727</b>	87	.964
East Carolina	.296	62	2149	335	637	103	8	37	310	867	.403	253	49	396	<b>53</b>	.380	18	56	52	78	1686	691	74	.970
Rice	.286	<b>63</b>	2112	370	604	104	10	23	335	797	.377	<b>305</b>	66	365	49	.387	<b>36</b>	66	43	64	<b>1716</b>	713	93	.963
Marshall	.284	51	1729	298	491	84	18	37	274	722	.418	195	51	375	29	.368	27	29	<b>71</b>	<b>101</b>	1330	507	79	.959
Houston	.284	59	2048	323	581	104	<b>24</b>	19	288	790	.386	201	<b>78</b>	398	40	.367	16	70	63	89	1568	670	91	.961
UAB	.271	57	1936	278	525	74	10	18	245	673	.348	224	41	388	37	.355	25	<b>74</b>	68	88	1542	656	56	.975
Tulane	.257	57	1873	274	481	86	13	19	252	650	.347	252	46	<b>305</b>	43	.356	17	38	53	80	1532	632	64	.971

## 2011 Conference USA Team Statistics | Pitching

Team	ERA	W	L	G	CG	SHO/CBO	SV	IP	H	R	ER	BB	SO	2B	3B	HR	AB	B/Avg	WP	HBP	BK	SFA	SHA
East Carolina	<b>2.67</b>	41	21	62	<b>6</b>	<b>9/7</b>	11	<b>562.0</b>	495	<b>222</b>	<b>167</b>	188	481	84	9	<b>15</b>	2073	<b>.239</b>	43	54	8	17	55
Rice	3.18	<b>42</b>	21	<b>63</b>	3	5/4	<b>19</b>	572.0	569	261	202	205	<b>544</b>	84	14	17	<b>2205</b>	.258	58	55	8	10	48
Southern Miss	3.49	39	<b>19</b>	58	5	5/3	13	523.2	517	267	203	201	350	80	8	31	1958	.264	44	55	5	21	50
UCF	4.14	39	23	62	2	5/5	17	550.0	587	295	253	<b>179</b>	450	<b>77</b>	<b>6</b>	35	2121	.277	47	55	4	18	48
Tulane	4.23	31	26	57	1	1/1	17	510.2	515	293	240	220	381	98	7	30	1916	.269	38	<b>41</b>	<b>3</b>	<b>30</b>	50
UAB	4.27	29	28	57	3	1/1	11	514.0	490	275	244	215	347	99	14	20	1906	.257	<b>34</b>	57	7	24	48
Houston	4.56	27	32	59	2	5/4	10	522.2	585	335	265	223	313	101	12	40	2024	.289	47	49	7	24	<b>57</b>
Marshall	4.97	20	31	51	0	2/2	8	443.1	<b>472</b>	310	245	201	380	92	10	27	1723	.274	76	58	9	19	46
Memphis	5.20	30	27	57	3	2/2	7	505.2	546	319	292	258	434	111	11	39	1939	.282	36	<b>41</b>	<b>3</b>	19	36

# 2011 Conference USA League Leaders | Hitting

## Batting Average

1. Chad Zurcher, Memphis	.443
2. Tyler Koelling, USM	.362
3. Marc Bourgeois, USM	.358
4. Jamal Austin, UAB	.351
5. D.J. Hicks, UCF	.351
6. Jonathon Griffin, UCF	.343
7. Jeremy Schaffer, Tulane	.338
8. Kenny Socorro, Marshall	.337
9. Adam Doleac, USM	.335
10. Ryan Still, Houston	.333

## Slugging Percentage

1. Jonathon Griffin, UCF	.661
2. D.J. Hicks, UCF	.583
3. Rhett Stafford, Marshall	.560
4. Chad Zurcher, Memphis	.557
5. Jeremy Schaffer, Tulane	.552
6. B.A. Vollmuth, USM	.548
7. Marc Bourgeois, USM	.532
8. <b>Anthony Rendon, Rice</b>	.523
9. Mike Wright, ECU	.518
10. Phillip Chapman, Memphis	.512

## On-Base Percentage

1. Chad Zurcher, Memphis	.547
2. <b>Anthony Rendon, Rice</b>	.520
3. Ryan Still, Houston	.488
4. Marc Bourgeois, USM	.447
5. Jeremy Schaffer, Tulane	.447
6. Ronnie Richardson, UCF	.440
7. Nick Crawford, UAB	.433
8. D.J. Hicks, UCF	.428
9. Corey Thompson, ECU	.421
10. <b>Craig Manuel, Rice</b>	.421

## Runs scored

1. Ronnie Richardson, UCF	59
2. <b>Anthony Rendon, Rice</b>	58
3. Drew Martinez, Memphis	56
Kameron Brunty, USM	56
5. Jonathon Griffin, UCF	53
6. <b>J.T. Chargois, Rice</b>	52
7. Travis Shreve, UCF	51
Jacob Wilson, Memphis	51
Beau Taylor, UCF	51
10. B.A. Vollmuth, USM	48

## Hits

1. Chad Zurcher, Memphis	90
2. Jonathon Griffin, UCF	86
3. <b>Michael Ratterree, Rice</b>	85
4. Tyler Koelling, USM	84
5. Trent Whitehead, ECU	80
D.J. Hicks, UCF	80
7. Drew Martinez, Memphis	79
Jamal Austin, UAB	79
9. <b>J.T. Chargois, Rice</b>	78
Chase Jensen, Houston	78

## Runs batted in

1. D.J. Hicks, UCF	66
2. Jonathon Griffin, UCF	58
3. <b>Michael Ratterree, Rice</b>	53
4. T.J. Rich, Memphis	52
5. Jacob Wilson, Memphis	51
6. B.A. Vollmuth, USM	49
7. Beau Taylor, UCF	47
Corey Thompson, ECU	47
9. Caleb Ramsey, Houston	46
Tyler Koelling, USM	46

## Doubles

1. Jeremy Schaffer, Tulane	23
2. Phillip Chapman, Memphis	21
3. <b>Anthony Rendon, Rice</b>	20
Trent Whitehead, ECU	20
<b>Michael Ratterree, Rice</b>	20
6. Jonathon Griffin, UCF	19
Chad Zurcher, Memphis	19
8. Tyler Koelling, USM	18
9. three players tied	17

## Triples

1. Isaac Ballou, Marshall	7
2. Kameron Brunty, USM	6
3. Caleb Ramsey, Houston	4
Ronnie Richardson, UCF	4
Ben Fultz, ECU	4
Victor Ramos, Marshall	4
7. 14 players tied	3

## Home runs

1. Jonathon Griffin, UCF	19
2. D.J. Hicks, UCF	14
3. Mike Wright, ECU	13
4. B.A. Vollmuth, USM	12
5. Rhett Stafford, Marshall	10
6. Patrick Palmeiro, UAB	8
7. Marc Bourgeois, USM	7
Erik Hempe, UCF	7
Eli Hynes, Memphis	7
10. eight players tied	6

## Total Bases

1. Jonathon Griffin, UCF	166
2. D.J. Hicks, UCF	133
3. <b>Michael Ratterree, Rice</b>	125
4. B.A. Vollmuth, USM	120
5. Mike Wright, ECU	118
6. Jeremy Schaffer, Tulane	116
Tyler Koelling, USM	116
8. Trent Whitehead, ECU	114
9. Chad Zurcher, Memphis	113
10. <b>Anthony Rendon, Rice</b>	112



# 2011 Conference USA League Leaders | Hitting

## At Bats

1. <b>J.T. Chargois, Rice</b>	261
2. <b>Michael Ratterree, Rice</b>	260
3. Jonathon Griffin, UCF	251
4. Trent Whitehead, ECU	246
5. John Wooten, ECU	245
6. Chase Jensen, Houston	244
7. Darnell Sweeney, UCF	240
8. Drew Martinez, Memphis	239
9. Ronnie Richardson, UCF	237
10. two players tied	236

## Total Plate Appearances

1. <b>J.T. Chargois, Rice</b>	306
2. <b>Anthony Rendon, Rice</b>	302
3. Ronnie Richardson, UCF	297
4. Trent Whitehead, ECU	294
5. <b>Michael Ratterree, Rice</b>	293
6. Kameron Brunty, USM	288
7. Darnell Sweeney, UCF	284
Drew Martinez, Memphis	284
9. Jonathon Griffin, UCF	282
10. Landon Appling, Houston	280

## Walks

1. <b>Anthony Rendon, Rice</b>	80
2. Ryan Still, Houston	42
3. Nick Crawford, UAB	40
4. T.J. Rich, Memphis	39
Jeremy Schaffer, Tulane	39
6. B.A. Vollmuth, USM	37
7. Drew Martinez, Memphis	36
Ronnie Richardson, UCF	36
9. D.J. Hicks, UCF	35
Kameron Brunty, USM	35

## Hit by pitch

1. Landon Appling, Houston	21
2. Ronnie Richardson, UCF	19
3. Chad Zurcher, Memphis	17
Ryan Still, Houston	17
5. Victor Ramos, Marshall	12
6. Mark Ellis, USM	11
7. <b>Craig Manuel, Rice</b>	10
8. <b>Shane Hoelscher, Rice</b>	9
Travis Shreve, UCF	9
10. six players tied	8

## Stolen Bases

1. Jamal Austin, UAB	26
2. Landon Appling, Houston	22
Travis Shreve, UCF	22
4. Drew Martinez, Memphis	20
5. Nick Crawford, UAB	18
Isaac Ballou, Marshall	18
Nick Boullosa, Tulane	18
8. Trent Whitehead, ECU	17
9. Victor Ramos, Marshall	16
10. Ronnie Richardson, UCF	15

## Steal attempts

1. Jamal Austin, UAB	32
2. Nick Boullosa, Tulane	26
Travis Shreve, UCF	26
4. Drew Martinez, Memphis	25
5. Victor Ramos, Marshall	24
Landon Appling, Houston	24
7. Isaac Ballou, Marshall	23
Trent Whitehead, ECU	23
9. Nick Crawford, UAB	21
10. Ronnie Richardson, UCF	20

## Sac Bunts

1. Keith DePew, UAB	14
2. Nick Crawford, UAB	12
Ryan Still, Houston	12
<b>Craig Manuel, Rice</b>	12
5. Phillip Clark, ECU	11
<b>Derek Hamilton, Rice</b>	11
Caleb Ramsey, Houston	11
8. <b>J.T. Chargois, Rice</b>	10
Nick Boullosa, Tulane	10
10. four players tied	9

## Sac Flies

1. Nathan Gomez, Marshall	8
<b>Shane Hoelscher, Rice</b>	8
3. <b>Craig Manuel, Rice</b>	7
Jacob Wilson, Memphis	7
D.J. Hicks, UCF	7
Derek Luciano, UCF	7
7. John Frost, UAB	6
Drew Martinez, Memphis	6
Jonathon Griffin, UCF	6
T.J. Rich, Memphis	6

# 2011 Conference USA League Leaders | Pitching

## Earned Run Average

1. Brad Mincey, ECU	1.57
2. Seth Maness, ECU	1.71
3. Kevin Brandt, ECU	2.26
4. <b>Austin Kubitza, Rice</b>	2.34
5. Todd McInnis, USM	2.65
6. Mike Wright, ECU	2.79
7. Dillon Napoleon, UAB	2.87
8. <b>Abe Gonzales, Rice</b>	2.91
9. Ryan Woolley, UAB	3.06
10. Geoffrey Thomas, USM	3.09

## Wins

1. Seth Maness, ECU	10
Geoffrey Thomas, USM	10
3. <b>Abe Gonzales, Rice</b>	8
<b>Tyler Duffey, Rice</b>	8
Alex Facundus, Tulane	8
Todd McInnis, USM	8
7. Jonathan Thompson, USM	7
Kevin Brandt, ECU	7
Ryan Woolley, UAB	7
10. seven players tied	6

## Saves

1. Nick Pepitone, Tulane	14
2. <b>Tony Cingrani, Rice</b>	12
3. Joe Rogers, UCF	9
4. Collin Cargill, USM	8
Ryan Nance, UAB	8
6. Seth Simmons, ECU	6
7. five players tied	4

## Strikeouts

1. <b>Austin Kubitza, Rice</b>	102
2. <b>Matthew Reckling, Rice</b>	96
3. Dan Langfield, Memphis	94
4. Danny Winkler, UCF	92
5. Todd McInnis, USM	87
6. Seth Maness, ECU	80
7. Ryan Holland, Memphis	78
8. <b>Tyler Duffey, Rice</b>	76
9. Mike Wright, ECU	75
Ryan Woolley, UAB	75

## Opposing Batting Average

1. <b>Matthew Reckling, Rice</b>	.214
2. Seth Maness, ECU	.224
3. Mike Wright, ECU	.224
4. Ryan Woolley, UAB	.229
5. Dillon Napoleon, UAB	.230
6. Brad Mincey, ECU	.236
7. Drew Zizinia, Tulane	.236
8. Kevin Brandt, ECU	.239
9. Geoffrey Thomas, USM	.241
10. Dan Langfield, Memphis	.247

## Innings Pitched

1. Ryan Woolley, UAB	106.0
2. Seth Maness, ECU	105.0
3. Mike Wright, ECU	100.0
<b>Austin Kubitza, Rice</b>	100.0
5. Todd McInnis, USM	98.2
6. Ryan Holland, Memphis	95.2
7. Kevin Brandt, ECU	91.2
8. Conrad Flynn, Tulane	89.2
9. Brian Adkins, UCF	88.0
10. Dan Langfield, Memphis	85.1

## Appearances

1. <b>Tony Cingrani, Rice</b>	34
2. Brad Mincey, ECU	31
3. <b>Tyler Duffey, Rice</b>	30
4. Alex Facundus, Tulane	29
Seth Simmons, ECU	29
6. Nick Cicio, UCF	28
7. Nick Pepitone, Tulane	27
8. five players tied	25

## Games Started

1. Ryan Woolley, UAB	16
<b>Matthew Reckling, Rice</b>	16
Mike Wright, ECU	16
4. Conrad Flynn, Tulane	15
Ryan Holland, Memphis	15
Seth Maness, ECU	15
Jordan Lewis, Houston	15
Todd McInnis, USM	15
<b>Austin Kubitza, Rice</b>	15
10. four players tied	14

## Games In Relief

1. <b>Tony Cingrani, Rice</b>	32
2. Brad Mincey, ECU	30
3. <b>Tyler Duffey, Rice</b>	29
Seth Simmons, ECU	29
Alex Facundus, Tulane	29
6. Nick Cicio, UCF	27
Nick Pepitone, Tulane	27
8. four players tied	25

## Games Finished

1. Collin Cargill, USM	25
2. <b>Tony Cingrani, Rice</b>	21
Seth Simmons, ECU	21
4. Joe Rogers, UCF	20
Ian Kadish, Marshall	20
Nick Pepitone, Tulane	20
7. Ben Paullus, Memphis	19
8. Ryan Nance, UAB	18
9. Brad Mincey, ECU	13
10. two players tied	12

# 2011 Conference USA League Leaders | Pitching / Fielding

## Runners picked off

1. Kevin Brandt, ECU	9
2. Ryan Holland, Memphis	8
3. Beau Taylor, UCF	4
4. Matt Creel, Houston	3
<b>Holt McNair, Rice</b>	3
Harry Clark, UAB	3
Clayton Gant, Memphis	3
Jared Bales, USM	3
9. eleven players tied	2

## Balks

1. Shawn Armstrong, ECU	4
2. Arik Sikula, Marshall	3
3. Mike Mason, Marshall	2
<b>Matthew Reckling, Rice</b>	2
Clayton Gant, Memphis	2
<b>Abe Gonzales, Rice</b>	2
David Napoli, Tulane	2
Ryan Woolley, UAB	2
Jordan Lewis, Houston	2
10. 33 players tied	1

## Fielding pct

1. Landon Appling, Houston	1.000
Nick Boullosa, Tulane	1.000
Trent Whitehead, ECU	1.000
Marc Bourgeois, USM	1.000
Chase McDonald, ECU	1.000
Eli Hynes, Memphis	1.000
D.J. Hicks, UCF	1.000
8. Beau Taylor, UCF	.998
9. Harry Clark, UAB	.996
10. Mike Ussery, ECU	.995

## Chances

1. <b>J.T. Chargois, Rice</b>	646
2. Jonathon Griffin, UCF	580
3. John Wooten, ECU	541
4. Mike Wright, ECU	512
5. T.J. Rich, Memphis	502
6. John Frost, UAB	486
7. Beau Taylor, UCF	456
8. Adam Doleac, USM	446
Phillip Chapman, Memphis	446
10. two players tied	445

## Putouts

1. <b>J.T. Chargois, Rice</b>	605
2. Jonathon Griffin, UCF	534
3. John Wooten, ECU	496
4. T.J. Rich, Memphis	475
5. Mike Wright, ECU	465
6. John Frost, UAB	448
7. Matt Ryan, Tulane	426
8. M.P. Cokinos, Houston	415
9. Adam Doleac, USM	410
10. Phillip Chapman, Memphis	403

## Assists

1. Nick Crawford, UAB	195
2. <b>Derek Hamilton, Rice</b>	193
3. Darnell Sweeney, UCF	191
4. Chase Jensen, Houston	184
5. Garrett Connizaro, Tulane	176
6. Jack Reinheimer, ECU	170
<b>Michael Ratterree, Rice</b>	170
8. Ryan Still, Houston	169
9. Keith DePew, UAB	167
10. Travis Shreve, UCF	163

## Fielding double plays

1. Adam Doleac, USM	58
2. Ryan Still, Houston	48
3. Jonathon Griffin, UCF	47
<b>J.T. Chargois, Rice</b>	47
5. Rodriguez, USM	46
6. Chase Jensen, Houston	43
7. M.P. Cokinos, Houston	42
8. Garrett Connizaro, Tulane	41
9. John Wooten, ECU	39
10. John Frost, UAB	37

## Caught stealing by

1. John Cannon, Houston	24
2. Beau Taylor, UCF	20
3. Mike Wright, ECU	19
4. Phillip Chapman, Memphis	17
5. Jeremy Schaffer, Tulane	16
6. Jacob German, UAB	13
<b>Craig Manuel, Rice</b>	13
8. Jared Bales, USM	12
9. Thor Meeks, Marshall	10
Harry Clark, UAB	10

## Year-By-Year Team Records

Year	Overall		Conf.		Coach
	W-L	Pct.	W-L-T	Pct.	
1913	3-3	.500			Philip Arbuckle
1914	8-8-1	.500	1-2-1	.333	Philip Arbuckle
1915	5-13	.278	3-11 (5)	.214	Philip Arbuckle
1916	4-16	.250	2-9 (5)	.182	Philip Arbuckle
1917	8-5-1	.615	3-4-1	.429	Philip Arbuckle
1918	6-8	.429	0-2 (4)	.000	Jack Coombs
1919	season cancelled				
1920	4-13	.235	1-10 (5)	.091	Leslie Mann
1921	3-9	.250	3-8 (5)	.273	Pete Cawthon
1922	2-5	.286	1-5 (5)	.167	Bob Countryman
1923	4-9	.308	3-7 (5)	.300	Bob Countryman
1924	4-12	.250	3-11 (7)	.214	Michael O'Neill
1925	8-6	.571	6-6 (5)	.500	Joe Bedenk
1926	8-7	.533	5-6 (5)	.455	Joe Bedenk
1927	7-15	.318	6-14 (6)	.300	"Wee" Dickie Kerr
1928	8-15	.348	6-14 (6)	.300	*Dickie Kerr/Charley Schwartz
1929	9-15	.375	7-13 (5)	.350	Gene Bailey
1930	6-16	.273	5-13 (5)	.278	Danny Allnoch
1931	4-8	.333	3-7 (4)	.300	John Neimic
1932	9-9	.500	9-5 (2)	.643	John Neimic
1933	Great Depression - No Team				
1934	Great Depression - No Team				
1935	Great Depression - No Team				
1936	9-15-2	.385	5-9 (5)	.357	Cecil Grigg

Year	Overall		Conf.		Coach
	W-L	Pct.	W-L-T	Pct.	
1937	3-12	.200	3-12 (6)	.200	Cecil Grigg
1938	10-17	.370	1-14 (6)	.067	Cecil Grigg
1939	7-18-1	.288	4-11 (6)	.267	Cecil Grigg
1940	3-15	.167	3-11 (6)	.214	Cecil Grigg
1941	7-8	.467	5-8 (5)	.385	Cecil Grigg
1942	5-10-1	.344	5-9 (5)	.357	Cecil Grigg
1943	2-13	.133	**0-8 (3)	.000	Cecil Grigg
1944	2-10	.167	DNP (WWII)		Cecil Grigg
1945	7-6-1	.536	6-5 (3)	.545	Jess Neely
1946	7-10-1	.417	6-9 (4)	.400	Cecil Grigg
1947	5-11	.313	4-10 (5)	.286	Cecil Grigg
1948	6-20	.231	3-11 (5)	.214	Jess Neely
1949	4-14	.222	3-11 (6)	.214	Harold Stockbridge
1950	9-12	.429	2-11 (6)	.154	Harold Stockbridge
1951	8-13	.381	3-12 (5)	.200	Harold Stockbridge
1952	12-13	.480	5-10 (6)	.333	Harold Stockbridge
1953	5-16	.231	3-11 (4)	.214	Dell Morgan
1954	5-19	.208	2-12 (6)	.143	Dell Morgan
1955	8-15	.348	5-10 (5)	.333	Dell Morgan
1956	11-13	.458	6-9 (4)	.400	Dell Morgan
1957	9-12	.429	5-10 (5)	.333	Dell Morgan
1958	12-9-1	.568	8-6 (3)	.571	Dell Morgan
1959	14-10	.583	7-7 (2)	.500	Dell Morgan
1960	17-8	.680	10-5 (2)	.667	Dell Morgan
1961	13-11	.542	6-6 (3)	.500	Dell Morgan

Year	Overall		Conf.		Coach
	W-L	Pct.	W-L-T	Pct.	
1962	10-12	.455	4-9 (5)	.308	Joe Gallagher
1963	9-17	.346	2-11 (4)	.154	Doug Osburn
1964	7-17	.292	3-12 (6)	.200	Doug Osburn
1965	10-15	.400	5-10 (5)	.333	Doug Osburn
1966	14-11	.560	5-10 (5)	.333	Doug Osburn
1967	17-10	.630	5-10 (5)	.333	Doug Osburn
1968	10-15	.400	6-12 (6)	.333	Doug Osburn
1969	14-11	.560	7-6 (4)	.538	Doug Osburn
1970	18-11	.621	10-7 (3)	.588	Doug Osburn
1971	9-20	.310	3-14 (7)	.176	Doug Osburn
1972	19-12	.613	11-7 (2)	.611	Doug Osburn
1973	16-14	.533	6-10 (6)	.375	Doug Osburn
1974	24-18	.571	12-11 (4)	.523	Doug Osburn
1975	19-16	.543	11-13 (5)	.458	Doug Osburn
1976	17-22	.436	10-14 (7)	.417	Doug Osburn
1977	15-26	.366	7-15 (8)	.318	Doug Osburn
1978	18-29	.383	6-18 (9)	.250	Doug Osburn
1979	20-29	.408	5-19 (9)	.208	Doug Osburn
1980	14-29	.326	8-16 (6)	.333	Doug Osburn
1981	34-23	.596	11-10 (4)	.524	David Hall
1982	34-23	.596	8-13 (7)	.381	David Hall
1983	36-16	.692	11-10 (5)	.524	David Hall
1984	41-14	.745	13-8 (2)	.619	David Hall
1985	27-21	.563	5-15 (7)	.250	David Hall
1986	34-26	.567	5-16 (6)	.238	David Hall
1987	23-23	.511	5-16 (7)	.238	David Hall
1988	31-28	.525	6-15 (8)	.286	David Hall

Year	Overall		Conf.		Coach
	W-L	Pct.	W-L-T	Pct.	
1989	28-30	.483	4-17 (8)	.190	David Hall
1990	33-29	.532	11-9 (4)	.550	David Hall
1991	16-34	.320	6-15 (7)	.286	David Hall
1992	29-26	.527	15-21 (5)	.416	Wayne Graham
1993	36-18	.667	7-11 (5)	.389	Wayne Graham
1994	34-21	.618	12-6 (2)	.667	Wayne Graham
1995	43-19	.694	15-9 (2)	.625	Wayne Graham
1996	42-23	.646	6-15 (T6)	.286	Wayne Graham
1997	47-16	.746	20-9 (1)	.690	Wayne Graham
1998	46-17	.730	26-4 (1)	.867	Wayne Graham
1999	59-15	.797	25-5 (1)	.833	Wayne Graham
2000	43-23	.652	19-11 (T1)	.633	Wayne Graham
2001	47-20	.701	26-10 (1)	.722	Wayne Graham
2002	52-14	.788	28-2 (1)	.933	Wayne Graham
2003	58-12	.829	25-5 (1)	.833	Wayne Graham
2004	46-14	.767	24-6 (1)	.800	Wayne Graham
2005	45-19	.703	21-9 (1)	.700	Wayne Graham
2006	57-13	.814	22-2 (1)	.919	Wayne Graham
2007	56-14	.800	22-2 (1)	.919	Wayne Graham
2008	47-15	.758	21-3 (1)	.875	Wayne Graham
2009	43-18	.705	16-8 (2)	.667	Wayne Graham
2010	40-23	.635	17-7 (1)	.708	Wayne Graham
2011	42-21	.667	16-8 (T1)	.667	Wayne Graham

\*Charley Schwartz was coach for the last half of the 1928 season; Gene Bailey was the coach for the first game in 1930 (0-1);

\*\*Only three league teams in 1943 (Rice, Texas, Texas A&M); Rice competed in the Southwest Conference during the 1914-96 seasons, in the Western Athletic Conference in 1997-2005, and Conference USA starting in the spring of 2006.

\*\*\*Special thanks to Bob Willard for his detailed research of this list.

# Rice Coaching Records

Coach	Overall		Conf.	
	W-L	Pct.	W-L	Pct.
Philip Arbuckle (1913-17)	28-45-2	.387	9-26-1	.264
Jack Coombs (1918)	6-8	.429	0-2	.000
Leslie Mann (1920)	4-13	.235	1-10	.091
Pete Cawthon (1921)	3-9	.250	3-8	.273
Bob Countryman (1922-23)	6-14	.300	4-12	.250
Michael O'Neill (1924)	4-12	.250	3-11	.214
Joe Bedenk (1925-26)	16-13	.552	11-12	.478
"Wee" Dickie Kerr (1927-28)	12-23	.343	9-21	.333
Charley Schwartz (1928)	3-7	.300	3-7	.300
Gene Bailey (1929-30)	9-16	.360	7-13	.350
Danny Allnoch (1930)	6-15	.286	5-13	.278
John Neimic (1931-32)	13-17	.433	12-12	.500
Cecil Grigg (1936-44, 1946-47)	60-139-5	.306	36-101	.263
Jess Neely (1945, 1948)	13-26-1	.338	9-16	.360

Coach	Overall		Conf.	
	W-L	Pct.	W-L	Pct.
Harold Stockbridge (1949-52)	29-38	.433	10-33	.233
Dell Morgan (1953-61)	77-113-1	.406	52-76	.406
Joe Gallagher (1962)	10-12	.455	4-9	.308
Doug Osburn (1963-80)	270-322	.456	122-215	.362
David Hall (1981-91)	338-267	.559	85-145	.370
Wayne Graham (1992-current)	912-361	.716	383-153	.715

**NOTE: Documented additions or corrections to this list are welcomed.**



***Photo of a head coach who is "Out-standing In His Field!"***

*Consider that Wayne Graham has won more games in 20 years at Rice than the entire Owl baseball program won in the three-quarters of a century before he arrived .*

---

## Year-By-Year Team Statistics | Hitting

Year	AB	R	H	RBI	Avg.	2B	3B	HR	BB	SO	SB	Att.
1974	1120	187	265	146	.237	33	8	24				
1975	1038	180	271	167	.261	26	12	33				
1976	1079	128	252	106	.232	36	9	15	144	214	29	
1977	1203	177	310	155	.258	56	3	24	132	228	12	
1978	1295	169	319	137	.246	45	9	22	154	215	16	
1979	1302	170	322	167	.247	49	12	29	175	197	19	
1980	1236	179	287	141	.232	63	11	12	238	198	17	
1981	1649	269	449	234	.272	63	11	12	238	198	66	95
1982	1622	307	429	257	.264	64	14	44	255	187	68	91
1983	1663	327	492	274	.301	82	14	38	208	171	50	64
1984	1741	404	521	358	.299	86	14	46	283	173	62	82
1985	1514	346	458	317	.303	92	20	36	250	204	77	104
1986	1918	368	535	327	.279	87	29	44	284	310	78	104
1987	1477	326	443	297	.300	94	11	55	223	222	42	49
1988	1798	349	486	301	.270	106	17	49	241	307	101	131
1989	1662	236	407	209	.245	72	9	19	227	299	78	117
1990	1874	288	488	235	.260	82	8	29	205	337	89	124
1991	1569	270	387	238	.247	82	15	29	199	281	67	94



<b>Year</b>	<b>AB</b>	<b>R</b>	<b>H</b>	<b>RBI</b>	<b>Avg.</b>	<b>2B</b>	<b>3B</b>	<b>HR</b>	<b>BB</b>	<b>SO</b>	<b>SB</b>	<b>Att.</b>
1992	1728	247	433	204	.251	62	12	13	201	312	88	118
1993	1707	421	512	373	.300	96	22	52	265	341	71	93
1994	1781	405	531	353	.298	79	22	38	288	336	119	152
1995	2161	527	684	471	.317	121	30	72	338	353	101	131
1996	2237	547	700	493	.313	143	28	76	351	381	95	120
1997	2288	612	773	565	.338	115	35	120	359	404	72	94
1998	2248	588	758	541	.337	161	27	118	316	389	53	75
1999	2654	601	870	540	.328	174	37	78	316	490	70	96
2000	2233	376	660	352	.296	135	11	50	214	389	40	59
2001	2373	463	714	415	.301	163	18	63	255	394	44	60
2002	2366	485	754	433	.319	148	16	73	251	392	62	83
2003	2472	505	773	449	.313	133	14	51	307	365	72/	03
2004	2077	418	643	388	.310	128	19	53	269	360	31	42
2005	2194	432	643	397	.293	132	15	65	267	409	49	66
2006	2372	523	748	485	.315	162	23	80	289	439	75	107
2007	2412	511	749	460	.311	152	21	60	315	391	53	74
2008	2154	457	660	423	.306	120	14	54	289	401	58	83
2009	2184	455	699	408	.320	119	20	71	245	397	75	105
2010	2221	564	724	532	.326	125	20	96	320	356	62	80
2011	2112	370	604	335	.286	104	10	23	305	365	43	64

---

## Year-By-Year Team Statistics | Pitching

Year	G	W-L	SV	SHO	IP	H	R	ER	BB	SO	ERA
1974	42	24-18	11		319.0	261	162	98	184	218	2.76
1975	36	19-16	2		278.0	283	209	163	171	112	5.28
1976	40	17-22	1	7	303.0	260	161	100	123	234	2.97
1977	41	15-26	4	2	303.2	336	268	188	262	189	5.57
1978	47	18-29	4	1	341.2	306	224	141	218	235	3.71
1979	49	20-29	2	5	324.1	451	260	180	228	242	4.99
1980	43	14-29	4	2	324.2	332	253	207	226	179	5.73
1981	57	34-23	2	9	443.0	358	182	141	214	298	2.86
1982	58	34-23	9	4	444.1	410	233	176	221	243	3.56
1983	54	36-16	7	5	435.1	343	183	148	148	252	3.06
1984	55	41-14	6	9	450.1	405	185	130	146	332	2.60
1985	48	27-21	6	0	382.1	415	271	214	174	219	5.04
1986	60	34-26	9	2	498.0	505	349	258	278	381	4.66
1987	47	24-23	3	1	367.1	440	321	273	250	221	6.69
1988	59	31-28	4	0	470.2	501	397	306	308	366	5.85
1989	58	28-30	10	8	451.1	452	265	215	229	300	4.29
1990	62	33-29	8	5	499.1	508	316	231	242	314	4.16
1991	50	16-34	4	1	406.1	408	313	242	284	271	5.36

---

<b>Year</b>	<b>G</b>	<b>W-L</b>	<b>SV</b>	<b>SHO</b>	<b>IP</b>	<b>H</b>	<b>R</b>	<b>ER</b>	<b>BB</b>	<b>SO</b>	<b>ERA</b>
1992	55	29-26	9	6	459.0	418	250	173	207	359	3.39
1993	54	36-18	10	4	431.1	424	285	227	259	434	4.74
1994	55	34-21	13	3	459.2	448	306	228	267	386	4.46
1995	62	43-19	9	3	531.1	472	355	278	396	413	4.71
1996	65	42-23	15	4	562.2	559	373	304	315	454	4.86
1997	63	47-16	13	4	549.0	545	359	282	257	509	4.62
1998	63	46-17	10	4	546.2	499	354	307	286	487	5.05
1999	74	59-15	17	5	663.2	620	314	246	269	629	3.34
2000	66	43-23	17	5	573.2	533	260	210	223	496	3.29
2001	67	47-20	15	4	599.2	554	285	202	255	591	3.03
2002	66	52-14	15	5	596.1	530	238	185	201	571	2.79
2003	70	58-12	20	10	629.2	503	226	192	217	653	2.74
2004	60	46-14	16	10	532.2	409	182	157	205	609	2.65
2005	64	45-19	10	4	565.1	464	248	208	209	571	3.31
2006	70	57-13	22	5	618.2	520	260	217	251	653	3.16
2007	70	56-14	21	8	625.2	545	260	211	232	552	3.04
2008	62	47-15	12	3	557.2	557	284	235	211	552	3.79
2009	61	43-18	16	4	542.2	513	301	254	249	426	4.21
2010	63	40-23	11	3	551.0	552	312	263	209	380	4.30
2011	63	42-21	19	5	572.0	569	261	202	205	544	3.18

---

# Single Season Team Superlatives | Hitting

## Batting Average

.338	1997
.337	1998
.328	1999
.326	2010
.320	2009
.319	2002
.317	1995
.315	2006
.313	1996
.313	2003

## Hits

870	1999
773	1997
773	2003
758	1998
754	2002
749	2007
748	2006
724	2010
714	2001
700	1996

## Runs Batted In

565	1997
541	1998
540	1999
532	2010
493	1996
485	2006
471	1995
460	2007
449	2003
433	2002
423	2008

## Triples

37	1999
35	1997
30	1995
29	1986
28	1996
27	1998
23	2006
22	1993
22	1994
21	2007

## Stolen Bases

119	1994
101	1988
101	1995
95	1996
89	1990
88	1992
78	1986
78	1989
77	1985
75	2006
75	2009

## Bases On Balls

359	1997
351	1996
338	1995
320	2010
316	1998
316	1999
315	2007
307	2003
305	2011
289	2006
289	2008

## Games Played

74	1999
70	2003
70	2006
70	2007
67	2001
66	2000
66	2002
65	1996
64	2005
63	1997
63	1998
63	2010
63	2011

## At Bats

2654	1999
2472	2003
2412	2007
2373	2001
2372	2006
2366	2002
2288	1997
2248	1998
2237	1996
2233	2000

## Runs Scored

612	1997
601	1999
588	1998
564	2010
547	1996
527	1995
523	2006
511	2007
505	2003
485	2002

## Doubles

174	1999
163	2001
162	2006
161	1998
152	2007
148	2002
143	1996
135	2000
133	2003
132	2005

## Home Runs

120	1997
118	1998
96	2010
80	2006
78	1999
76	1996
73	2002
72	1995
71	2009
65	2005

## Strikeouts

490	1999
439	2006
409	2005
404	1997
401	2008
397	2009
394	2001
392	2002
391	2007
389	1998
389	2000

# Single Season Team Superlatives | Pitching

<b>Games Won</b>		<b>ERA</b>		<b>Fewest Hits Allowed</b>		<b>Fewest Runs Allowed</b>		<b>Most Strikeouts</b>		<b>Fewest Walks Allowed</b>		<b>Saves</b>		<b>Shutouts</b>	
59	1999	2.60	1984					653	2003			22	2006	10	2003
58	2003	2.65	2004	260	1976	161	1976	653	2006	123	1976	21	2007	10	2004
57	2006	2.74	2003	261	1974	162	1974	629	1999	146	1984	20	2003	9	1981
56	2007	2.76	1974	283	1975	182	1981	609	2004	148	1983	19	2011	9	1984
52	2002	2.79	2002	306	1978	182	2004	591	2001	171	1975	17	1999	8	1989
47	1997	2.86	1981	332	1980	183	1983	571	2002	174	1985	16	2004	8	2007
47	2001	2.97	1976			185	1984	571	2005	184	1974	16	2009	7	1976
47	2008	3.03	2001					552	2007	201	2002	15	2002	6	1992
46	1998	3.04	2007					552	2008	205	2004	15	2001	5	2002
46	2004	3.06	1983					544	2011	205	2011	15	1996	5	2000
										207	1992			5	1979
														5	1983
														5	1990
														5	1999
														5	2006
														5	2011

---

# Single Game Team Superlatives

## Largest Margin of Victory

31: Rice 35, McNeese State 4 (Feb. 14, 1997)  
28: Rice 37, Cincinnati 9 (Feb. 21, 1997)  
26: Rice 27, UW-Milwaukee 1 (May 29, 1999, at Lubbock)  
25: Rice 26, Texas Southern 1 (Feb. 18, 1992)

## Largest Margin of Defeat

28: Oklahoma State 31, Rice 3 (March 17, 1986, at Stillwater, Okla.)

## At Bats

76 at Texas (May 15-16, 1981, at Austin)

## Runs Scored

37 vs. Cincinnati (Feb. 21, 1997)  
35 vs. McNeese State (Feb. 14, 1997)  
28 at New Mexico (April 11, 1998)  
27 vs. Stephen F. Austin State (Feb. 21, 1993)  
27 vs. UW-Milwaukee (May 29, 1999, at Lubbock)  
26 vs. Texas Southern (Feb. 18, 1992)  
26 at Houston (March 19, 1994, Cougar Field)  
26 at New Mexico (April 12, 1998)  
26 at Marshall (May 18, 2006, at Charleston, W.V.)  
26 vs. California (March 13, 2010)

25 vs. Texas Tech (March 22, 1985, at Lubbock)  
25 vs. Oklahoma State (Feb. 22, 1997)  
25 vs. Southwest Missouri State (May 25, 1997, at Lubbock)

## Runs Scored In an Inning

13 at Stephen F. Austin State (Feb. 8, 1995)

## Hits

34 vs. Cincinnati (Feb. 21, 1997)  
33 vs. Wisconsin-Milwaukee (May 29, 1999, at Lubbock; NCAA Tournament record)  
31 vs. McNeese State (Feb. 14, 1997)  
28 at New Mexico (April 11, 1998)  
27 vs. Memphis (April 15, 2006)  
26 at TCU (April 19, 1983)  
25 at Houston (March, 19, 1994, at Cougar Field)  
25 at Houston (May 10, 1996, at Cougar Field)  
25 vs. SW Missouri State (May 25, 1997, at Lubbock)  
25 at Utah (April 18, 1998, at Salt Lake City, Utah)  
24 vs. Texas Southern (Feb. 18, 1992)  
24 at UNLV (March 15, 1997)  
24 vs. San Jose State (March 29, 2003)  
24 vs. California (March 13, 2010)

---

**Doubles**

11 at Memphis (April 15, 2006)

**Triples**

5 vs. McNeese State (Feb. 14, 1997)

4 at Lamar (April 23, 1996)

**Home Runs**

10 at New Mexico (April 11, 1998)

9 vs. Cincinnati (Feb. 21, 1997)

7 at Texas Tech (April 26, 1983)

7 vs. Massachusetts (March 9, 1996)

7 vs. McNeese State (Feb. 14, 1997)

7 vs. Nevada (March 26, 2005)

**Stolen Bases**

8 vs. Texas Tech (May 12, 1994, at Austin)

**Bases On Balls**

21 vs. Texas Southern (Feb. 22, 1995, at MacGregor Park)

**Most Sacrifices**

5 vs. Lamar (April 20, 1982, at Cameron Field)

**Most Left on Base**

18 vs. Texas (March 31, 1953, at Rice Field)

18 vs. Louisiana-Lafayette (April 5, 2011, at Reckling Park)

17 vs. Tulane (Feb. 16, 1996, at Cameron Field)

**Most Assists**

22 vs. California (March 12, 2011 at San Francisco)

21 vs. Lamar (April 20, 1982)

21 vs. Louisiana (June 4, 2010, at Austin)

20 vs. Texas (May 18, 1996, at Lubbock)

20 vs. Long Beach State (Feb. 16, 2007)

20 vs. Texas A&M-Corpus Christi (Mar. 11, 2007)

20 vs. Houston (April 3, 2010)

**Most Errors**

10 vs. UNLV (March 15, 1997, at Las Vegas, Nev.)

7, several times; latest vs. Incarnate Word (Mar. 23, 1993)

**Most Batters Hit by Pitch**

5 at Sam Houston State (April 3, 1996)

5 vs. Brigham Young (May 14, 1997, at San Diego, Calif.)

5 vs. Nevada (March 27, 2005)

5 vs. Cal. State Fullerton (Mar. 3, 2006)

5 at Texas A&M (Apr. 4, 2006)

5 vs. UAB (Apr. 8, 2006)

5 vs. Marshall (May 18, 2006)

5 at Marshall (Mar. 22, 2008, at Charleston, W.Va.)

**Most Opp. Batters Hit By Pitch**

10 vs. Washington (May 22, 1998, at College Station)

---

# Yearly Individual Statistical Leaders

## Batting Average

1974 — Ted Nowak, .301  
1975 — Mike Macha, .325  
1976 — Mike Macha, .333  
1977 — Robert deLeeuw, .314  
1978 — Bob Burnell, .331  
1979 — Bob Burnell, .321  
1980 — Chris Russ, .279  
1981 — Frank Dishongh, .321  
1982 — Scott Johnson, .326  
1983 — Jay Bluthardt, .346  
1984 — Scott Johnson, .342  
1985 — Curtis Fox, .385  
1986 — Jay Knoblauch, .340  
1987 — Jay Knoblauch, .372  
1988 — Jay Knoblauch, .343  
1989 — Michael Grace, .353  
1990 — Jamie Cook, .315  
1991 — John Eierman, .340  
1992 — Donald Aslaksen, .340  
1993 — Dana Davis, .364  
1994 — Jose Cruz Jr., .401  
1995 — Mark Quinn, .380  
1996 — Lance Berkman, .398

1997 — Lance Berkman, .431  
1998 — Damon Thames, .424  
1999 — Will Ford, .398  
2000 — Eric Arnold, .347  
2001 — Austin Davis, .346  
2002 — Vincent Sinisi, .428  
2003 — Enrique Cruz, .352  
2004 — Chris Kolkhorst, .371  
2005 — Joe Savery, .382  
2006 — Brian Friday, .353  
2007 — Joe Savery, .356  
2008 — Diego Seastrunk, .353  
2009 — Anthony Rendon, .388  
2010 — Anthony Rendon, .394  
2011 — Anthony Rendon, .327  
Michael Ratterree, .327

## Hits

1974 — Ted Nowak, 37  
1975 — Mike Macha, 37  
1976 — Mike Macha, 40  
1977 — Robert deLeeuw, 44  
1978 — Bob Burnell, 53  
1979 — Bob Burnell, 50

1980 — Dave Edwards, 43  
1981 — Frank Dishongh, 57  
1982 — Scott Johnson, 61  
1983 — Jay Bluthardt, Scott Johnson 66  
1984 — Scott Johnson, 69  
1985 — Curtis Fox, Carl Mikeska, 57  
1986 — Jay Knoblauch, 80  
1987 — Jay Knoblauch, 67  
1988 — Jay Knoblauch, 69  
1989 — Michael Grace, 66  
1990 — Chris Feris, 65  
1991 — John Eierman, 66  
1992 — Donald Allen, 54  
1993 — Jose Cruz Jr., 67  
1994 — Jose Cruz Jr., 73  
1995 — Mark Quinn, 95  
1996 — Lance Berkman, 96  
1997 — Lance Berkman, 110  
1998 — Damon Thames, 120  
1999 — Damon Thames, 118  
2000 — Eric Arnold, 91  
2001 — A.J. Porfirio, 97  
2002 — Vincent Sinisi, 116  
2003 — Vincent Sinisi, 97

2004 — Chris Kolkhorst, 82  
2005 — Josh Rodriguez, 82  
2006 — Greg Buchanan 102  
2007 — Joe Savery, 98  
2008 — Diego Seastrunk, 91  
2009 — Anthony Rendon, 94  
2010 — Anthony Rendon, 89  
2011 — Michael Ratterree, 85

## Runs

1974 — Ted Nowak, 37  
1975 — Mike Macha, 30  
1976 — Mike Macha, 26  
1977 — Bob Burnell, 28  
1978 — Bob Burnell, 25  
1979 — Bob Burnell, 36  
1980 — Dave Edwards, 25  
1981 — Mike McGee, 41  
1982 — Scott Johnson, 43  
1983 — Jay Bluthardt, Scott Johnson, 43  
1984 — Scott Johnson, .61  
1985 — Jay Knoblauch, 41  
1986 — Jay Knoblauch, 58  
1987 — Jay Knoblauch, 48

1988 — Jay Knoblauch, 56  
1989 — Michael Grace, 34  
1990 — John Eierman, 37  
1991 — Donald Allen, 44  
1992 — Donald Allen, 47  
1993 — Donald Aslaksen, 55  
1994 — Jose Cruz Jr., 72  
1995 — Jose Cruz Jr., 77  
1996 — Jeff Venghaus, 77  
1997 — Lance Berkman, 109  
1998 — Damon Thames, 88  
1999 — Damon Thames, 86  
2000 — Brett Smith, 57  
2001 — A.J. Porfirio, 77  
2002 — Vincent Sinisi, 65  
2003 — Chris Kolkhorst, 77  
2004 — Chris Kolkhorst, 59  
2005 — Tyler Henley, 70  
2006 — Tyler Henley, 74  
2007 — Brian Friday, 62  
2008 — Aaron Luna, 61  
2009 — Brock Holt, 67  
2010 — Anthony Rendon, 83  
2011 — Anthony Rendon, 58



**Doubles**

1974 — Six players with 4  
1975 — Mike Macha, 8  
1976 — Mike Macha, 7  
1977 — Robert deLeeuw, 10  
1978 — Jimmy Michalek, 8  
1979 — Bob Burnell, 11  
1980 — Chris Russ, Dale Walters, 7  
1981 — Frank Dishongh, Mike Horn, 11  
1982 — Dave Edwards, 16  
1983 — Jay Bluthardt, 13  
1984 — Mike Fox, 14  
1985 — Carl Mikeska, 13  
1986 — Paul Dishman, Chris Tucker, 13  
1987 — Jay Knoblauch, 17  
1988 — Jay Knoblauch, 19  
1989 — Michael Grace, 15  
1990 — Chris Feris, 13  
1991 — John Eierman, 16  
1992 — Harry Duffey, 11  
1993 — Don Aslaksen, David Brooks, 16  
1994 — Jose Cruz Jr., 14  
1995 — Lance Berkman, 26  
1996 — J.Landry, T.McLaughlin, 19  
1997 — Lance Berkman, 22  
1998 — Damon Thames, 36  
1999 — W.Ford, D.Thames, J.Baker, 24

2000 — Eric Arnold, 21  
2001 — Hunter Brown, 25  
2002 — Vincent Sinisi, 22  
2003 — Austin Davis, 24  
2004 — Adam Rodgers, 21  
2005 — Adam Rodgers, 8  
2006 — Tyler Henley, 26  
2007 — Brian Friday, 29  
2008 — Diego Seastrunk, 19  
Aaron Luna, 19  
2009 — Rick Hague, 17  
2010 — Rick Hague, 20  
Jeremy Rathjen, 20  
2011 — Anthony Rendon, 20  
Michael Ratterree, 20

**Triples**

1974 — Joe Zylka, 4  
1975 — Mark Clark, 4  
1976 — Mike Macha, 4  
1977 — B. Burnell, S. Buckley,  
S. Hinson, 1  
1978 — Robert deLeeuw, 6  
1979 — Steve Grossman, 4  
1980 — Dave Edwards, Dale Walters, 2  
1981 — C.Russ, D.Edwards, C.Welch, 2  
1982 — Scott Johnson, 6

1983 — Dave Edwards, 4  
1984 — Carl Mikeska, 2  
Bobby Eggleston, 2  
1985 — Jeff Tousa, 4  
1986 — Eric Graff, 5  
1987 — Jay Knoblauch, 3  
Tim Vannaman, 3  
1988 — Jay Knoblauch, 5  
1989 — John Eierman, 2  
1990 — John Eierman, 4  
1991 — Jason Ogden, 5  
1992 — Donald Aslaksen, 3  
1993 — Jim Miller, 4  
1994 — Chris Boni, 5  
1995 — Chris Boni, 7  
1996 — Bubba Crosby, 6  
1997 — Bubba Crosby, 11  
1998 — Damon Thames, 7  
1999 — Charles Williams, 9  
2000 — Eric Arnold, 3  
2001 — Jesse Roman, 4  
2002 — Eric Arnold, 4  
2003 — Chris Kolkhorst, 4  
2004 — Chris Kolkhorst, 5  
2005 — Tyler Henley, 4  
2006 — Tyler Henley, 7  
2007 — Jared Gayhart, 5

2008 — Jared Gayhart, 4  
2009 — Steven Sultzbaugh, 6  
2010 — Michael Fuda, 6  
2011 — Ryan Lewis, 3  
J.T. Chargois, 3

**Home Runs**

1974 — Mike Macha, 9  
1975 — Mike Macha, 8  
1976 — Mike Macha, 5  
1977 — Bob Burnell, Jeff Hays, 6  
1978 — Bob Burnell, 5  
1979 — Bob Burnell, 9  
1980 — Mike Horn, 7  
1981 — Mike Horn, Dave Edwards, 3  
1982 — Mike Horn, 10  
1983 — Scott Johnson, 8  
1984 — Scott Johnson, 7  
1985 — Mike Fox, 9  
1986 — Jay Knoblauch, 13  
1987 — Jay Knoblauch, 13  
1988 — Tim Vannaman, 14  
1989 — Michael Grace, 5  
1990 — Jason Ogden, 7  
1991 — Chris Feris, 5  
1992 — Donald Aslaksen, 5  
1993 — Jose Cruz Jr., 13

1994 — Jose Cruz Jr., 14  
1995 — Mark Quinn, 18  
1996 — Lance Berkman, 20  
1997 — Lance Berkman, 41  
1998 — Damon Thames, 26  
1999 — Jason Gray, 20  
2000 — Eric Arnold, 15  
2001 — Eric Arnold, 15  
2002 — Enrique Cruz, 16  
2003 — Enrique Cruz, Vincent Sinisi 10  
2004 — Lance Pendleton, 11  
2005 — Josh Rodriguez, 11  
2006 — Aaron Luna, 16  
2007 — Aaron Luna, 13  
2008 — Adam Zornes, 12  
2009 — Anthony Rendon, 20  
2010 — Anthony Rendon, 26  
2011 — Anthony Rendon, 6  
Michael Ratterree, 6

**Runs Batted In**

1974 — Mike Macha, 24  
1975 — Mike Macha, 29  
1976 — M.Macha, R.Lamprecht, 19  
1977 — Robert deLeeuw, Jeff Hays, 21  
1978 — Bob Burnell, 22  
1979 — Bob Burnell, 28

1980 — Mike Horn, 27  
1981 — Mike Horn, 37  
1982 — Mike Horn, 49  
1983 — Mike Fox, 44  
1984 — Mark Machalec, 49  
1985 — Carl Mikeska, Mike Fox, 39  
1986 — Jay Knoblauch, 52  
1987 — Jay Knoblauch, 55  
1988 — Jay Knoblauch, 55  
1989 — Michael Grace, 34  
1990 — John Eierman, 31  
1991 — John Eierman, 37  
1992 — Donald Aslaksen, 34  
1993 — Jose Cruz Jr., 59  
1994 — Jose Cruz Jr., 68  
1995 — Mark Quinn, 89  
1996 — Lance Berkman, 92  
1997 — Lance Berkman, 134  
1998 — Damon Thames, 115  
1999 — Will Ford, 74  
2000 — Eric Arnold, 59  
2001 — Jesse Roman, 67  
2002 — Vincent Sinisi, 80  
2003 — Austin Davis, 63  
2004 — Paul Janish, Adam Rodgers, 60  
2005 — Josh Rodriguez, 54  
2006 — Joe Savery, 66

2007 — Aaron Luna, 66  
2008 — Diego Seastrunk, 61  
2009 — Anthony Rendon, 72  
2010 — Anthony Rendon, 85  
2011 — Michael Ratterree, 53

### **Earned Run Average**

1974 — Larry Reneau, 2.30  
1975 — Steve Buckley, 4.05  
1976 — Allan Ramirez, 1.90  
1977 — Allan Ramirez, 2.48  
1978 — Allan Ramirez, 2.65  
1979 — Allan Ramirez, 3.10  
1980 — Matt Williams, 3.19  
1981 — Matt Williams, 2.25  
1982 — Norm Charlton, 2.49  
1983 — David Hinnrichs, 2.58  
1984 — Norm Charlton, 2.24  
1985 — Ed Holub, 2.47  
1986 — Steve Blackshear, 2.06  
1987 — Todd Ogden, 5.07  
1988 — John Polasek, 4.23  
1989 — Rob Howard, 3.75  
1990 — John Polasek, 3.28  
1991 — Darrell Richardson, 5.20  
1992 — Jim Miller, 2.42  
1993 — James Madrid, 3.50

1994 — Tim Byrdak, 2.14  
1995 — Matt Anderson, 2.51  
1996 — Dana Davis, 3.98  
1997 — Matt Anderson, 2.05  
1998 — Mario Ramos, 3.39  
1999 — Kenny Baugh, 2.26  
2000 — Kenny Baugh, 2.22  
2001 — Kenny Baugh, 2.17  
2002 — Justin Crowder, 2.00  
2003 — Jeff Niemann, 1.70  
2004 — Wade Townsend, 1.80  
2005 — Joe Savery, 2.43  
2006 — Cole St. Clair, 1.82  
2007 — Matt Langwell, 2.35  
2008 — Chris Kelley, 3.03  
2009 — Mike Ojala, 2.17  
2010 — Jared Rogers, 3.83  
2011 — Austin Kubitz, 2.34

### **Wins**

1974 — Mike Pettit, 9  
1975 — Tommy Smart, 5  
James Emmons, 5  
1976 — Allan Ramirez, 9  
1977 — Allan Ramirez, 8  
1978 — Allan Ramirez, Doug Watson, 4  
1979 — Allan Ramirez, 6

1980 — Matt Williams, 6  
1981 — Rick Kelley, 9  
1982 — Pat Devine, 6  
1983 — David Hinnrichs, 10  
1984 — Norm Charlton, 11  
1985 — Ed Holub, 5  
1986 — Steve Blackshear, 7  
Todd Ogden, 7  
1987 — Todd Ogden, 8  
1988 — John Polasek, 8  
1989 — Rob Howard, 7  
1990 — John Polasek, 11  
1991 — Darrell Richardson, 6  
1992 — Darrell Richardson, 10  
1993 — Darrell Richardson, 10  
1994 — Chad Feris, 8  
1995 — Matt Anderson, 11  
1996 — Matt Anderson, 9  
1997 — Matt Anderson, Jeff Nichols, 10  
1998 — Mario Ramos, Jeff Nichols, 12  
1999 — Jeff Nichols, 15  
2000 — Kenny Baugh, Jon Skaggs, 12  
2001 — Kenny Baugh, 13  
2002 — Steven Herce, 13  
2003 — Jeff Niemann, 17  
2004 — Philip Humber, 13  
2005 — Josh Geer, 12

2006 — Eddie Degerman, 13  
2007 — Ryan Berry, Joe Savery, 11  
2008 — Cole St.Clair, 10  
2009 — Ryan Berry, Taylor Wall, 7  
2010 — Jared Rogers, 8  
2011 — Abe Gonzales, Tyler Duffey, 8

### **Strikeouts**

1974 — Mike Pettit, 84  
1975 — Tommy Smart, Larry Reneau, 27  
1976 — Allan Ramirez, 134  
1977 — Allan Ramirez, 97  
1978 — Allan Ramirez, 93  
1979 — Allan Ramirez, 94  
1980 — Matt Williams, 57  
1981 — Matt Williams, 122  
1982 — Norm Charlton, 46  
1983 — Tim Englund, 68  
1984 — Tim Englund, 82  
1985 — Ed Holub, 36  
1986 — Steve Blackshear, 91  
1987 — Ken Sorenson, 53  
1988 — John Pope, 79  
1989 — Rob Howard, 78  
1990 — John Polasek, 81  
1991 — Darrell Richardson, 87  
1992 — Darrell Richardson, 127

1993 — Darrell Richardson, 103  
1994 — Chad Feris, 70  
1995 — Matt Anderson, 63  
1996 — Shawn Onley, 95  
1997 — Matt Anderson, 105  
1998 — Jeff Nichols, 117  
1999 — Mario Ramos, 146  
2000 — Marc Gwyn, 132  
2001 — Kenny Baugh, 163  
2002 — Phillip Humber, 130  
2003 — Wade Townsend, 164  
2004 — Philip Humber, 154  
2005 — Joe Savery, 129  
2006 — Eddie Degerman, 172  
2007 — Ryan Berry, 125  
2008 — Ryan Berry, 86  
2009 — Taylor Wall, 77  
2010 — Taylor Wall, 61  
2011 — Austin Kubitz, 102

### **Innings Pitched**

1974 — Mike Pettit, 93.1  
1975 — Tommy Smart, 61.0  
1976 — Allan Ramirez, 90.0  
1977 — Allan Ramirez, 87.0  
1978 — Allan Ramirez, 78.0  
1979 — Allan Ramirez, 87.0

1980 — Matt Williams, 79.0  
1981 — Matt Williams, 123.1  
1982 — Norm Charlton, 68.2  
1983 — David Hinnrichs, 115.1  
1984 — Norm Charlton, 112.2  
1985 — Ed Holub, 80.0  
1986 — Steve Blackshear, 104.2  
1987 — Ken Sorenson, 87.2  
1988 — John Polasek, 104.1  
1989 — Mike Cooper, 100.2  
1990 — John Polasek, 120.2  
1991 — Darrell Richardson, 88.1  
1992 — Darrell Richardson, 129.1  
1993 — Darrell Richardson, 88.0  
1994 — Bo Johnson, 85.1  
1995 — Dana Davis, 76.0  
1996 — Shawn Onley, 100.0  
1997 — Jeff Nichols, 111.1  
1998 — Jeff Nichols, 119.2  
1999 — Mario Ramos, 154.2  
2000 — Kenny Baugh, 141.2  
2001 — Kenny Baugh, 141.1  
2002 — Justin Crowder, 121.1  
2003 — Jeff Niemann, 137.1  
2004 — Wade Townsend, 120.1  
2005 — Josh Geer, 124.2  
2006 — Eddie Degerman, 130.2

2007 — Ryan Berry, 122.2  
2008 — Ryan Berry, 104.0  
2009 — Taylor Wall, 94.1  
2010 — Jared Rogers, 87.0  
2011 — Austin Kubitz, 100.0

---

# Individual Superlatives

## Games Played

### Career

241, Austin Davis (2001-2004)  
240, Diego Seastrunk (2007-10)  
234, Eric Arnold (1999-2002)  
219, Donald Allen (1989-92)  
210, Mark Machalec (1981-84)  
205, Jay Knoblauch (1985-88)  
203, Tyler Henley (2005-2007)  
203, Joe Savery (2005-2007)  
203, Jordan Dodson (2005-2008)  
201, Chris Feris, (1988-91)

### Season

74, Jacob Baker (1999)  
74, Jason Gray (1999)  
74, Brett Smith (1999)  
74, Damon Thames (1999)  
74, Charles Williams (1999)  
70, Will Ford (1999)  
70, Craig Stansberry (2003)  
70, Vincent Sinisi (2003)  
70, Brian Friday (2006)  
70, Greg Buchanan (2006)  
70, Josh Rodriguez (2006)  
70, Tyler Henley (2006)  
70, Joe Savery (2007)

## Batting Average

### Career (400 Career At-Bats)

.399, Damon Thames (1998-99)  
.385, Lance Berkman (1995-97)  
.382, Vincent Sinisi (2002-03)  
.376, Jose Cruz Jr. (1993-95)  
.371, Anthony Rendon (2009-11)  
.356, Joe Savery (2005-2007)  
.355, Bubba Crosby (1996-98)  
.355, Chris Kolkhorst (2002-2004)  
.353, Mark Quinn (1994-95)  
.347, Jacob Baker (1996-99)

### Season (2.5 At-Bats Per Team Game)

.431, Lance Berkman (1997)  
.428, Vincent Sinisi (2002)  
.424, Damon Thames (1998)  
.419, Jim Fox (1962)  
.401, Jose Cruz Jr. (1994)  
.3983, Lance Berkman (1996)  
.3977, Will Ford (1999)  
.3938, Anthony Rendon (2010)  
.3937, Bubba Crosby (1998)  
.388, Anthony Rendon (2009)

## At Bats

### Career

924, Austin Davis (2001-2004)  
891, Eric Arnold (1999-2002)  
877, Diego Seastrunk (2007-10)  
792, Tyler Henley (2005-2007)  
750, Chris Kolkhorst (2002-2004)  
748, Donald Allen (1989-92)  
746, Rick Hague (2008-10)  
742, Jacob Baker (1996-99)  
741, Lance Berkman (1995-97)  
737, Jay Knoblauch (1985-88)

### Season

317, Charles Williams (1999)  
313, Damon Thames (1999)  
295, Greg Buchanan (2006)  
294, Jason Gray (1999)  
294, Jacob Baker (1999)  
287, Vincent Sinisi (2003)  
283, Damon Thames (1998)  
281, A.J. Porfirio (2001)  
280, Brian Friday (2007)  
278, Brett Smith (1999)

### Game

9, several vs. Texas (May 15-16, 1981)

## Hits

### Career

309, Austin Davis (2001-2004)  
291, Eric Arnold (1999-2002)  
287, Diego Seastrunk (2007-10)  
285, Lance Berkman (1995-97)  
266, Chris Kolkhorst (2002-2004)  
261, Joe Savery (2005-2007)  
256, Jacob Baker (1996-99)  
253, Anthony Rendon (2009-11)  
252, Will Ford (1996-99)  
251, Jay Knoblauch (1985-88)  
251, Tyler Henley (2005-2007)

### Season

120, Damon Thames (1998)  
118, Damon Thames (1999)  
116, Charles Williams (1999)  
116, Vincent Sinisi (2002)  
110, Lance Berkman (1997)  
105, Will Ford (1999)  
102, Greg Buchanan (2006)  
98, Joe Savery (2007)  
97, A.J. Porfirio (2001)  
97, Vincent Sinisi (2003)

### Game

6, Bubba Crosby vs. McNeese State (Feb. 14, 1997)  
6, Lance Berkman vs. Cincinnati (Feb. 21, 1997)  
6, Will Ford vs. Wisconsin-Milwaukee (May 29, 1999, at Lubbock)  
6, Paul Janish vs. Nevada (Apr. 3, 2004, at Reno)  
5 by many; latest by Rick Hague vs. Texas State (May 4, 2010)

### Consecutive Games Hitting Streak

30, Bubba Crosby (1998)  
29, Charles Williams (1998-99)  
29, Damon Thames (1998-99)

## Runs Scored

### Career

233, Lance Berkman (1995-97)  
223, Jason Richards (1996-98)  
223, Austin Davis (2001-2004)  
203, Jay Knoblauch (1985-88)  
203, Tyler Henley (2005-2007)  
201, Anthony Rendon (2009-11)  
200, Bubba Crosby (1996-98)  
199, Jose Cruz Jr. (1993-95)  
198, Chris Kolkhorst (2002-2004)  
191, Charles Williams (1997-99)

### Season

109, Lance Berkman (1997)  
88, Damon Thames (1998)  
86, Damon Thames (1999)  
83, Anthony Rendon (2010)  
82, Charles Williams (1999)  
81, Joseph Cathey (1997)  
77, Jose Cruz Jr. (1995)  
77, Jeff Venghaus (1996)  
77, A.J. Porfirio (2001)  
77, Chris Kolkhorst (2003)

### Game

6, Joseph Cathey vs. McNeese State  
(Feb. 14, 1997)  
6, Lance Berkman vs. McNeese State  
(Feb. 14, 1997)  
6, Jason Richards vs. Cincinnati (Feb.  
21, 1997)  
6, Aaron Luna vs. Marshall (May 18,  
2006)  
5, by many; latest by Rick Hague at  
Houston (May 27, 2010)

## Runs Batted In

### Career

272, Lance Berkman (1995-97)  
243, Bubba Crosby (1996-98)  
217, Eric Arnold (1999-2002)  
203, Jose Cruz Jr. (1993-95)  
200, Diego Seastrunk (2007-10)  
194, Anthony Rendon (2009-11)  
187, Damon Thames (1998-99)  
185, Jay Knoblauch (1985-88)  
179, Will Ford (1996-99)  
169, Joe Savery (2005-2007)  
169, Aaron Luna (2006-2008)

### Season

134, Lance Berkman (1997)  
115, Damon Thames (1998)  
92, Lance Berkman (1996)  
91, Bubba Crosby (1998)  
89, Mark Quinn (1995)  
88, Bubba Crosby (1997)  
85, Anthony Rendon (2010)  
81, Jacques Landry (1996)  
80, Vincent Sinisi (2002)  
76, Jose Cruz Jr. (1995)

### Game

10, Jose Cruz Jr. vs. Southwest Texas St. (Feb. 9, 1995)  
9, Mike Fox at Texas Tech (March 22, 1985)  
8, Eric Graff vs. Lamar (April 9, 1985)  
8, Bubba Crosby vs. McNeese State (Feb. 14, 1997)  
8, Lance Berkman vs. Cincinnati (Feb. 21, 1997)  
8, Lance Berkman vs. Northwestern St. (Feb. 23, 1997)  
8, Damon Thames vs. TCU (April 3, 1998)  
8, Bubba Crosby at New Mexico (April 11, 1998)  
8, Vincent Sinisi vs. Southwest Texas St. (March 3, 2002)  
8, Anthony Rendon vs. California (March 13, 2010)

## Doubles

### Career

65, Austin Davis (2001-2004)  
64, Eric Arnold (1999-2002)  
64, Lance Berkman (1995-97)  
62, Diego Seastrunk (2007-2010)  
60, Damon Thames (1998-99)  
56, Joe Savery (2005-2007)  
56, Rick Hague (2008-2010)  
55, Brian Friday (2005-2007)  
51, Jay Knoblauch (1985-88)  
50, Tyler Henley (2005-2007)

### Season

36, Damon Thames (1998)  
29, Brian Friday (2007)  
26, Lance Berkman (1995)  
26, Tyler Henley (2006)  
25, Hunter Brown (2001)  
24, Jacob Baker (1999)  
24, Will Ford (1999)  
24, Damon Thames (1999)  
24, Austin Davis (2003)  
22, Lance Berkman (1997)  
22, Charles Williams (1999)  
22, Vincent Sinisi (2002)

## Triples

### Career

20, Bubba Crosby (1996-98)  
15, Jay Knoblauch (1985-88)  
15, Chris Boni (1992-95)  
15, Charles Williams (1997-99)  
15, Tyler Henley (2005-2007)  
13, Damon Thames (1998-99)  
11, Lance Berkman (1995-97)  
11, Will Ford (1996-99)  
10, John Eierman (1989-91)  
10, Chris Kolkhorst (2002-2004)  
10, Josh Rodriguez (2004-2006)  
10, Chad Mazingo (2008-2010)

### Season

11, Bubba Crosby (1997)  
9, Charles Williams (1999)  
8, Jason Gray (1999)  
7, Chris Boni (1995)  
7, Damon Thames (1998)  
7, Matt Fox (1999)  
7, Tyler Henley (2006)  
6, Robert deLeeuw (1978)  
6, Scott Johnson (1983)  
6, Patrick Hallmark (1995)

6, Bubba Crosby (1996)  
6, Will Ford (1997)  
6, Damon Thames (1999)  
6, Steven Sultzbaugh (2009)  
**6, Michael Fuda (2010)**



**Lance Berkman, 1995-1997**

## Home Runs

### Career

67, Lance Berkman (1995-97)  
59, Bubba Crosby (1996-98)  
52, Anthony Rendon (2009-10)  
43, Jose Cruz Jr. (1993-95)  
42, Eric Arnold (1999-2002)  
39, Jay Knoblauch, (1985-88)  
39, Aaron Luna (2006-2008)  
37, Damon Thames (1998-99)  
33, Jacques Landry (1995-96)  
32, Enrique Cruz (2001-03)  
32, Rick Hague (2008-10)

### Season

41, Lance Berkman (1997)  
26, Damon Thames (1998)  
26, Anthony Rendon (2010)  
25, Bubba Crosby (1998)  
22, Bubba Crosby (1997)  
20, Lance Berkman (1996)  
20, Jason Gray (1999)  
20, Anthony Rendon (2009)  
19, Jacques Landry (1996)  
18, Mark Quinn (1995)

## Game

4, Lance Berkman vs. Massachusetts (March 9, 1996)  
4, Bubba Crosby at New Mexico (April 11, 1998)  
3, Carl Reynolds vs. Baylor (March 22, 1956)  
3, Eric Graff at TCU (March 27, 1987)  
3, Jose Cruz Jr. vs. Southwest Texas St. (Feb. 9, 1995)  
3, Damon Thames at New Mexico (April 11, 1998)  
3, Anthony Rendon vs. Rider (June 5, 2010 at Austin)

## Doubleheader

6, Lance Berkman vs. Massachusetts (March 9, 1996, at Cameron Field)

## Most Home Runs in Back-To-Back Games

6, Lance Berkman vs. Massachusetts (2/4, March 9, 1996)  
6, Bubba Crosby at New Mexico (2/4, April 10-11, 1998)  
5, Jose Cruz Jr. vs. S.F. Austin State, Southwest Texas State (2/3, Feb. 8-9, 1995)

## Consecutive Games With At Least One Home Run

7, Bubba Crosby (April 7-17, 1998)  
5, Lance Berkman (Feb. 8-14, 1997)  
5, Lance Berkman (Feb. 21-28, 1997)

## Home Runs in Consecutive At-Bats

4, Jose Cruz Jr. vs. S.F. Austin State, Southwest Texas State (1/3, Feb. 8-9, 1995)  
4, Lance Berkman vs. Massachusetts (March 9, 1996)

## Inning

2, Jacques Landry vs. Texas (May 18, 1996, at Lubbock)  
2, Eric Arnold vs. TCU (April 1, 2000)

## Total Bases

### Career


572, Lance Berkman (1995-97)  
499, Bubba Crosby (1996-98)  
499, Eric Arnold (1999-2002)  
463, Anthony Rendon (2009-11)  
461, Austin Davis (2001-2004)  
449, Jay Knoblauch (1985-88)  
435, Damon Thames (1998-99)  
428, Diego Seastrunk (2007-2010)  
406, Rick Hague (2008-2010)  
404, Jacob Baker (1996-99)

### Season

263, Lance Berkman (1997)  
248, Damon Thames (1998)  
192, Bubba Crosby (1997)  
187, Damon Thames (1999)  
184, Jason Gray (1999)  
183, Bubba Crosby (1998)  
181, Anthony Rendon (2010)  
180, Lance Berkman (1996)  
177, Mark Quinn (1995)  
177, Charles Williams (1999)

### Game

18, Bubba Crosby at New Mexico (April 11, 1998)  
17, Bubba Crosby vs. McNeese State (Feb. 14, 1997)  
16, Eric Graff at TCU (March 27, 1987)  
16, Lance Berkman vs. Massachusetts (Mar. 9, 1996)  
14, Mike Macha at Texas Tech (March 21, 1975)



**Bubba Crosby, 1996-1998**

## Slugging Percentage

### Career (Min. 400 AB)

.772, Lance Berkman (1995-97)  
.737, Bubba Crosby (1996-98)  
.730, Damon Thames (1998-99)  
.679, Anthony Rendon (2009-11)  
.676, Jose Cruz Jr. (1993-95)  
.617, Mark Quinn (1994-95)  
.612, Jacques Landry (1995-96)  
.609, Jay Knoblauch (1985-88)  
.572, Vincent Sinisi (2002-03)  
.570, Aaron Luna (2006-2008)  
.560, Eric Arnold (1999-2002)

### Season (2.5 at-bats per team game)

1.031, Lance Berkman (1997)  
.876, Damon Thames (1998)  
.828, Bubba Crosby (1998)  
.801, Anthony Rendon (2010)  
.747, Lance Berkman (1996)  
.744, Bubba Crosby (1997)  
.742, Jose Cruz Jr. (1994)  
.717, Jay Knoblauch (1987)  
.708, Mark Quinn (1995)  
.702, Anthony Rendon (2009)

## Bases On Balls

### Career

186, Jose Cruz Jr. (1993-95)  
182, Jason Richards (1996-98)  
176, Anthony Rendon (2009-11)

### Season

80, Anthony Rendon (2011)  
76, Jose Cruz Jr. (1995)  
65, Jason Richards (1997)  
65, Anthony Rendon (2010)  
64, Jose Cruz Jr. (1994)  
60, Jason Richards (1996)  
59, Lance Berkman (1997)  
57, Lance Berkman (1996)  
57, Jason Richards (1998)  
57, Brett Smith (1999)

### Game

5, Jose Cruz Jr. vs. Texas Southern  
(Feb. 22, 1995, at MacGregor Park)

---

## Stolen Bases

### Career

86, Donald Allen (1989-92)  
84, Ben Mathews (1985-88)  
68, Jay Knoblauch (1985-88)  
56, Scott Johnson (1981-84)  
55, Chris Boni (1992-95)  
54, Jose Cruz Jr. (1993-95)  
46, David Brooks (1993-95)  
45, Jeff Venghaus (1994-96)  
41, Jason Ogden (1990-92)  
38, Brian Friday (2005-2007)

### Season

33, Ben Mathews (1988)  
31, Ben Mathews (1986)  
29, Jose Cruz Jr. (1994)  
28, Scott Johnson (1984)  
25, Jay Knoblauch (1986)  
24, Donald Allen (1992)  
23, Donald Allen (1990)  
23, Chris Boni (1994)  
20, Jay Knoblauch (1988)  
20, Donald Allen (1991)  
20, Jason Ogden (1992)

### Game

4, Jose Cruz Jr., vs. Texas Tech (May 12, 1994, at Austin)

## Most Times On Base

### Game (Nine-Inn.)

7, Jose Cruz Jr. vs. Texas Southern (Feb. 22, 1995, at MacGregor Park)  
7, Bubba Crosby vs. McNeese State (Feb. 14, 1997)  
7, Lance Berkman vs. Cincinnati (Feb. 21, 1997)  
7, Rick Hague vs. California (Mar. 13, 2010)

## Most Hit By Pitch

### Career

63, Tyler Henley (2005-2007)  
52, Aaron Luna (2006-2008)  
49, Chris Kolkhorst (2002-2004)

### Season

25, Chris Kolkhorst (2003)  
25, Aaron Luna (2006)  
22, Tyler Henley (2007)  
21, Tyler Henley (2005)  
20, Tyler Henley (2006)  
18, Chris Kolkhorst (2004)  
18, Aaron Luna (2008)  
16, Paul Doyle (1995)  
16, Lance Pendleton (2005)

## Putouts

### Game

22, Harold Stockbridge vs. SMU (April 30, 1948)

## Passed Balls

### Game

3, Jamie Cook at Arkansas (March 9, 1991)



## Pitching Appearances

### Career

109, Cole St. Clair (2005-2008)  
92, Marc Gwyn (1997-2000)  
91, Jesse Kurtz-Nicholl (1996-99)  
88, Jeff Nichols (1997-01)  
83, Matt Anderson (1995-97)  
83, Stephen Bess (1996-99)  
79, Kenny Baugh (1998-01)  
77, Bo Johnson (1991-94)  
70, Abe Gonzales (2008-11)  
69, John Polasek (1987-90)  
69, Mario Ramos (1997-99)

### Season

40, David Aardsma (2003)  
38, Jesse Kurtz-Nicholl (1999)  
37, Cole St. Clair (2006)  
34, Tony Cingrani (2011)  
33, Steve Blackshear (1986)  
32, Cole St. Clair (2005)  
32, Bryce Cox (2006)  
32, Matt Evers (2009)  
30, Matt Anderson (1997)  
30, Philip Barzilla (2001)

30, Jordan Rogers (2009)  
**30, Tyler Duffey (2011)**

## Games Started Career

67, Kenny Baugh (1998-2001)  
66, Jeff Nichols (1997-2001)  
55, Rob Howard (1988-91)  
51, Mario Ramos (1997-99)  
49, Darrell Richardson (1991-93)  
49, Philip Humber (2002-04)  
48, Allan Ramirez (1976-79)  
47, Ryan Berry (2007-09)  
46, John Polasek (1987-90)  
46, Joe Savery (2005-07)

### Season

21, Jeff Nichols (1999)  
21, Kenny Baugh (2001)  
20, Mario Ramos (1999)  
20, Kenny Baugh (2000)  
20, Ryan Berry (2007)  
19, Eddie Degerman (2006)  
18, Rob Howard (1990)  
18, John Polasek (1990)  
18, Darrell Richardson (1992)

18, Jeff Niemann (2003)  
18, Philip Humber (2002-03)  
18, Joe Savery (2007)

## Wins Career

42, Jeff Nichols (1997-01)  
41, Kenny Baugh (1998-01)  
35, Philip Humber (2002-2004)  
34, Mario Ramos (1997-99)  
30, Matt Anderson (1995-97)  
28, Jeff Niemann (2002-2004)  
27, Allan Ramirez (1976-79)  
27, John Polasek (1987-90)  
26, Darrell Richardson (1991-93)  
26, Ryan Berry (2007-2009)

### Season

17, Jeff Niemann (2003)  
15, Jeff Nichols (1999)  
13, Mario Ramos (1999)  
13, Kenny Baugh (2001)  
13, Steven Herce (2002)  
13, Philip Humber (2004)  
13, Eddie Degerman (2006)  
12, Jeff Nichols (1998)  
12, Mario Ramos (1998)  
12, Kenny Baugh (1999)

12, Kenny Baugh (2000)  
12, Jon Skaggs (2000)  
12, Wade Townsend (2004)  
12, Josh Geer (2005)



**Jeff Niemann, 2002-2004**

## Consecutive

18, Jeff Niemann (2002-03)  
17, Philip Humber (2002-03)

## Earned Run Average Career (100 IP)

2.00, Justin Crowder (2002)  
2.05, Ray Hooten (1966-67)  
2.05, Wade Townsend (2002-04)  
2.25, Norm Charlton (1982-84)  
2.33, Ronnie Henson (1966-67)  
**2.34, Austin Kubitz (2011)**  
2.35, Bobby Bramhall (2005-07)  
2.36, David Pavlas (1981-84)  
2.41, Jeff Niemann (2002-04)  
2.50, Cole St. Clair (2005-08)

## Season (1 IP per team game)

0.98, Mike Pettit (1972)  
1.36, Ray Hooten (1966)  
1.37, Donnie Brogna (1969)  
1.52, Scott Wise (1970)  
1.70, Jeff Niemann (2003)  
1.76, Mickey Holder (1967)  
1.80, John Wolda (1956)  
1.81, Bill Palmer (1966)

1.82, Cole St. Clair (2006)  
1.90, Allan Ramirez (1976)  
1.99, Ronnie Henson (1967)

## Innings Pitched

### Career

460.0, Kenny Baugh (1998-2001)  
427.1, Jeff Nichols (1997-2001)  
377.0, Mario Ramos (1997-99)  
353.2, Philip Humber (2002-2004)  
342.0, Allan Ramirez (1976-79)  
338.1, Rob Howard (1988-91)  
332.1, Matt Williams (1978-81)  
330.1, John Polasek (1987-90)  
322.1, Marc Gwyn (1997-2000)  
308.1, Ryan Berry (2008-09)

### Season

154.0, Mario Ramos (1999)  
141.2, Kenny Baugh (2000)  
141.1, Kenny Baugh (2001)  
137.2, Jeff Nichols (1999)  
137.1, Jeff Niemann (2003)  
130.2, Eddie Degerman (2006)  
129.1, Darrell Richardson (1992)  
128.0, Philip Humber (2003)

124.2, Josh Geer (2005)  
123.1, Matt Williams (1981)

### Game

15.0, Bobby Leggett vs. Texas (Mar. 31, 1953, at Rice)  
14.0, Matt Williams at Texas (May 15-16, 1981)



**Kenny Baugh, 1998-2001**

## Strikeouts

### Career

447, Kenny Baugh (1998-2001)  
422, Philip Humber (2002-04)  
418, Allan Ramirez (1976-79)  
392, Jeff Nichols (1997-01)  
363, Wade Townsend (2002-04)  
350, Mario Ramos (1997-99)  
317, Darrell Richardson (1991-93)  
317, Marc Gwyn (1997-2000)  
314, Eddie Degerman (2004-06)  
303, Jeff Niemann (2002-04)

### Season

172, Eddie Degerman (2006)  
164, Wade Townsend (2003)  
163, Kenny Baugh (2001)  
156, Jeff Niemann (2003)  
154, Philip Humber (2004)  
148, Wade Townsend (2004)  
146, Mario Ramos (1999)  
138, Philip Humber (2003)  
134, Allan Ramirez (1976)  
132, Marc Gwyn (2000)

### Game

19, John Hathorn vs. SMU (1919)  
17, Philip Humber vs. Hawaii (2003)  
16, John Hathorn vs. Texas A&M (1918)  
16, Allan Ramirez vs. Texas (1976)  
16, Eddie Degerman vs. Fresno State (2005)

## Saves

### Career

27, Cole St. Clair (2005-08)  
17, David Aardsma (2002-03)  
14, Matt Anderson (1995-97)  
14, Philip Barzilla (2000-01)  
13, Jesse Kurtz-Nicholl (1996-99)  
13, Wade Townsend (2002-04)  
12, Tony Cingrani (2010-11)  
9, Tim Byrdak (1994)  
9, Bobby Bramhall (2005-07)  
7, Steve Blackshear (1984-86)  
7, Michael Grace (1986-89)  
7, Allen Brown (1993-96)  
7, Jordan Rogers (2008-09)

### Season

12, David Aardsma (2003)  
12, Tony Cingrani (2011)  
11, Cole St. Clair (2006)  
10, Philip Barzilla (2001)  
9, Tim Byrdak (1994)  
9, Matt Anderson (1997)  
9, Cole St. Clair (2007)  
8, Jesse Kurtz-Nicholl (1999)  
7, Steve Blackshear (1986)  
7, Jordan Rogers (2009)

---

## Complete Games

### Career

39, Allan Ramirez (1976-79)  
25, Matt Williams (1978-81)  
20, Rob Howard (1988-91)  
17, David Hinnrichs (1983-84)  
17, Tim Englund (1983-84)  
17, John Polasek (1987-90)  
17, Darrell Richardson (1991-93)  
14, Pat Devine (1979-82)  
14, Norm Charlton (1982-84)  
14, Mike Cooper (1988-90)  
14, Mario Ramos (1997-99)  
14, Kenny Baugh (1998-2001)

### Season

13, David Hinnrichs (1983)  
11, Allan Ramirez (1976)  
10, Mike Pettit (1972)  
10, Allan Ramirez (1978)  
10, Allan Ramirez (1979)  
10, Matt Williams (1980)  
10, Norm Charlton (1984)

## Shutouts

### Career

7, Mike Pettit (1972-74)  
7, Allan Ramirez (1976-79)  
4, Matt Williams (1978-81)  
4, Tim Englund (1983-84)  
4, Mike Cooper (1988-90)  
4, Rob Howard (1988-91)  
3, Rick Kelley (1980-81)  
3, Pat Devine (1980-82)  
3, Jim Miller (1991-94)  
3, Mario Ramos (1997-99)  
3, Marc Gwyn (1997-2000)  
3, Kenny Baugh (1998-2001)  
3, Ryan Berry (2007-09)  
3, Taylor Wall (2009-10)

### Season

5, Allan Ramirez (1976)  
3, Mike Pettit (1972)  
3, Mike Pettit (1974)  
3, Pat Devine (1981)  
3, Tim Englund (1983)  
3, Rob Howard (1989)  
3, Mike Cooper (1990)  
3, Jim Miller (1992)

## Rice No-Hitters

Ray Hart vs. SMU, April 18, 1931, 5-0  
Chester Klaerner vs. Baylor, April 7, 1932, 4-0  
Chester Klaerner vs. SMU, April, 1932, 4-0  
Larry Reneau, 1972  
Allan Ramirez vs. SMU, Feb. 28, 1976 (seven inn.)  
David Hinnrichs vs. St. Edwards, Feb. 13, 1983  
Jeff Nichols vs. Hawaii, Mar. 14, 1998

---

# Baseball Lettermen

## A

David Aardsma, 2002-03  
Jerry Abernathy, 1957-58  
Bob Ables, 1926-27-28  
Phil Ables, 1928-29  
Mitch Ackal, 1999-2000  
Fisher Adams, 1922-23-24  
Tony Adler, 2000  
Charles Aleo, 1930  
Dennis Alexander, 1970  
Thomas Waybe Alexander, 1971  
Donald Earl Allen, 1989-90-91-92  
Danny Allnoch, 1928-29 (capt.)  
Boogie Anagnostou, 2010  
Matt Anderson, 1995-96-97  
Michael Aquino, 2011  
Billy P. Arhos, 1955-56-57  
Eric Arnold, 1999-2000-01-02  
Harry Sinclair Arthur, 1937-38-39  
Donald Aslaksen, 1992-93-94  
Rex Graham Aten, 1914  
Jesse Atkins, 1936  
Charles Harold Atkinson, 1917-18  
Frank Austin, 1930

Frank Azzarello, Jr., 1931-32

## B

Charles E. Bailey, 1944-45  
Jacob Baker, 1996-97-98-99  
Josh Baker, 2003-04  
Kenneth Wayne Baldwin, 1977-78-79  
Roy Barnes, 1927-28-29  
Quentin Barrow, 1941-42  
Stephen Joseph Barta, 1975  
Philip Barzilla, 2000-01  
Jeremy Bates, 1997-98  
Kenny Baugh, 1998-99-2000-01  
R. Doyle Beard, 1950-51-52  
Beissner, 1929  
Bobby Bell, 2005-06, 2008  
Hugh Leroy Bell, 1917-18-19  
Andrew Benak, 2009, 2011  
Justin Berg, 1996-97-98-99  
Lance Berkman, 1995-96-97  
Ryan Berry, 2007-08-09  
Woodrow Lynn Berry, 1965-66-67  
Stephen Bess, 1996-97-98-99  
Wilson Torey Betts, 1914

Jason Bigelow, 1999  
Kenneth Noble Bigham, 1984  
Brent Binder, 1991-92-93  
Charles W. Bishop, 1946-47-48-49  
Jeff Blackinton, 2001-02-03  
Steven Brake Blackshear, 1984-85-86  
Jason Blackwell, 1996  
Dan Edgar Bloxsom, 1924-25-26  
George Bloxsom, 1927-28  
Leslie William Blume, 1960-61-62  
Richard Allen Blume, 1964-65  
Jay Bluthardt, 1982-83  
Bobitt, 1928  
Fred Charles Boettcher, 1922-23-24  
Walter Bolton, 1941 (mgr.)  
Chris Boni, 1992-93-94-95  
Jesse LaFayette Bonner, 1917  
Brian Bormaster, 2001  
Borschow, 1927  
Bryan Robert Boyne, 1972-74-75  
Chester Eaves Bradley, 1922  
Max Bradley, 1917  
Bobby Bramhall, 2005-06-07  
Carmen Brandon, 1936

William Brandon, 1936  
Jeff Brannen, 1993-94  
James E. Briggs, 1956-57  
James H. Brock, 1958-59-60  
Sean Broderick, 1986-87-88-89  
Donald Louis Brogna, 1969-70-71-72  
David Brooks, 1993-94-95  
Allen Brown, 1993-94-95-96  
A. Hunter Brown, 2001-02  
G. Hunter Brown, 1998-99  
Tom Brown, 1969  
Daniel Ray Bruffy, Jr., 1990  
Bob Brumley, 1940-41  
Bobby Bryan, 2000-01-02  
Dane Bubela, 2002-03  
Greg Buchanan, 2005-06  
Douglas Alden Bucholz, 1930  
Vince Buckley, 1943, 1947  
Steve Buckley, 1975-76-77  
JessBuenger, 2007-08-09  
Chris Buley, 1988-89  
Simon Milford Bunn, 1959  
Randy Burchfield, 1970-71  
Steve Burgess, 1989-90-91-92

Bob Burnell, 1976-77-78-79  
Bobby Burns, 1956-57-58  
Frederick Clifford Burns, 1957-58-59  
Lawrence Oris Butler, 1917  
John Buvens, 1942  
Tim Byrdak, 1994

## C

Cramer Clarke Cabaness, 1914-15  
Earle Caine, 1914  
Robert Bruce Callender, 1944  
Greg Campbell, 1988-89  
Jim Carroll, 1930  
Frank Carswell, 1939-40-41 (capt.)  
Lindsay E. Cary, 1947-48  
Joseph Cathey, 1995-96-97  
Matt Cavanaugh, 2003-04  
Frank A. Cebello, Jr., 1978-79  
John Cegelski, 1985-86  
Herbert F. Chabysek, Jr., 1954-55-56  
Richard Olney Chandler, 1915-16-17  
J.T. Chargois, 2010-11  
Craig Charlton, 1989-90-91  
Norm Charlton, 1982-83-84

Hollis D. Chatham, 1951  
Jason Choate, 1992-93  
John H. Churchill, 1949-50  
Tony Cingrani, 2010-11  
Marcus Rand Clark, 1975  
Wallace Clyce, 1915-16 (capt.)  
Bartlett E. Coan, 1915  
Walter Leslie Coleman, 1922  
Carlo Collura, 1942  
O.L. Colley, 1942  
Patrick Dennis Combs, 1986  
Jimmy Comerota, 2007-08-09-10  
Ralph Andrew Cooley, 1976-77  
Jamie Cook, 1990-91  
Keenan Cook, 2011  
Daniel Cooper, 2006  
Mike Cooper, 1988-89  
Billy Costa, 1967-68-69  
Don Costa, 1953  
Phil Costa, 1941-46-47  
Phil Costa, Jr., 1974-75  
Bryce Cox, 2005-06  
LaVon Cox, 1953-54  
LaDon Cox, 1953-54-55  
Paul Creegan, 1946  
Bubba Crosby, 1996-97-98  
Craig Crow, 2006

Justin Crowder, 2002  
Enrique Cruz, 2001-02-03  
Jose L. Cruz Jr., 1993-94-95  
Robert Emmett Cummings, 1914  
Matt Cunningham, 2001  
Zane Curry, 1998-99

## D

Lawrence DaCamara, 1927-28-29  
Shirley DaCamara, 1926-27  
Austin Davis, 2001-02-03-04  
George Courtney Davis, 1969-70-71  
Dana Davis, 1993-94-95-96  
Parke Davis II, 1951-52-53  
Walter H. Deakin, Jr., 1950-51-52  
Nick DeBiasse, 2008  
Eddie Degerman, 2004-05-06  
Robert deLeeuw, 1977-78  
David J. Devine, 1950-51-52  
David J. Devine, Jr., 1978-79  
Antonio DiGesualdo, 1989-90-91-92  
Patrick Douglas Devine, 1980-81-82  
Paul Dishman, 1986-87  
Bob Dickinson, 1930  
Frank Dishongh, 1979-80-81  
Virgin Dixon, 1931-32

Jordan Dodson, 2005-06-07-08  
Bill Don Donaldson, 1959-60-61  
Brooks Donner, 1992-93  
Paul Doyle, 1993-94-95-96  
Ronald L. Dreyer, 1961  
W.E. Dryden, 1944  
Harry Duffey, 1991-92  
Tyler Duffey, 2010-11  
Allen Keton Dunkerly, 1922  
Lyndon Duplessis, 2004-05-06  
Raymond Dupree, 1936  
Greg Duran, 1990-91  
Clinton Henry Dutton, 1922-23  
Eddie Dyer, 1921-22-23 (capt.)

## E

Rochester R. Eaton, Jr., 1936  
David Edwards, 1980-81-82-83  
Roger J. Edwards, 1951  
Bobby Eggleston, 1982-83-84-85  
Jerome Robert Egstein, 1958-59  
John Eierman, 1989-90-91  
Virgil Eikenberg, 1943  
William Albert Eiland, 1965-66  
Bert Emanuel, 1992-93  
Matt Emerson, 2003

James Ray Emmons, 1975-77  
Henry G. Enck, 1930-31-32  
Tim Englund, 1983-84  
David Evans, 1981-83-84-85  
Matt Evers, 2008-09-10

## F

Jeremy Fant, 2010-11  
Louis Lee Farr, 1914  
Mark Farrar, 1981-82  
Anthony Fazio, 2010-11  
Robert R. Feldman, 1945-46  
Leroy Fenstermaker, 1953-56  
Paul Franklin Ferguson, Jr., 1979  
Chad Feris, 1994-95  
Chris Feris, 1988-89-90-91  
John I. Finch, 1949  
Lewis Dallam Fisher, 1925-26  
Billy Fleming, 1969  
Will Fletcher, 1994-95-96  
Richard R. Floyd, 1953-54-55  
James H. Foerster, 1953-56  
Kenny Ford, 2006  
Will Ford, 1996-97-99  
Josh Forester, 2004  
Kyle Forrest, 2006

Floyd Festus Fouts, 1916  
Curtis Fox, 1982-83-84-85  
Edward Fox, 1926  
Jim Fox, 1960-61-62  
John J. Fox, 1936-37  
Matt Fox, 1998-99-2000-01  
Mike Fox, 1982-83-84-85  
Bryan Foxx, 1982-83-84-85  
Johnnie Frankie, 1936-37  
Brian Friday, 2005-06-07  
Steve Fry, 1975-76-77-78  
Bill Frazier, 1953  
Michael Fuda, 09-10-11  
Brandon Fuller, 1996  
Glen Fuller, 1948-49  
Dick Fuqua, 1968-69-70  
Herbert Furman, 1929

## G

Taji Garcia, 1989-90-91  
Oliver Garnett, 1913-15  
Jared Gayhart, 2007-08  
Josh Geer, 2005  
Bubba Gentry, 2001-02  
Frank Gerlack, 1921  
Ben Gerland, 1939-40-41

Gus Geyer, 1930-31  
Phillip Ghutzman, 2000-01  
Todd Gibson, 1988-89  
Vernon Glass, 1949-50-51  
Kennedy Glasscock, 1990-91-92-93  
William L. Golibart, 1950-51-52  
Abe Gonzales, 2008-09-10-11  
Jonathan Gonzalez, 2000-01  
Osiris Gonzalez, 1998  
Daniel Gonzales-Luna, 2009-10-11  
Placido Gomez, 1941  
James Buford Goodwin, 1916  
Dan Wallace Goyen, Jr., 1977-80  
Michael Grace, 1986-87-88-89  
Eric Graff, 1985-86-87  
Ian Graham, 1995  
Richard Grant, 1927-28  
Jason Gray, 1999-2000  
Albert John Grazioli, Jr., 1976  
Lee Hardy Gripon, 1916  
William V. Grisham, 1944  
Steve Grossman, 1976-77-78  
Kyle Gunderson, 2004-05-06-07  
Bobby Gunn, 1946, 1950  
Marc Gwyn, 1997-98-99-2000

**H**  
Richard Hairston, 1986-87  
Rick Hague, 2008-09-10  
Adam Hale, 2004-05  
John Hale, 2008  
Billy Hale, 1962-63-64  
William Hall, 1924-25-26 (capt.)  
Patrick Hallmark, 1995  
Darrel Halloran, 1968-71 (capt.)  
Derek Hamilton, 2011  
Lee Hammett, 1931  
Larry Hardy, 1975-76-77  
Kenner Harlan, 1920-21-22  
Fritz Hart, 1930  
Raymond Hart, 1930-31  
Alvin Hartman, 1960-61  
Zack Harwood, 2008-09  
John Hathorn, 1915-16-17-18  
Mark Haynes, 2008-09-10  
Jeff Hays, 1975-76-77-78  
Gilbert Heidler, 1937-38-39  
Howard Heigel, 1939-40  
John Helton, 1938-39  
Bruce Henley, 1972-73  
Tyler Henley, 2005-06-07  
Ron Hensen, 1966-67

Adam Herndon, 1994-95-96-97  
Steven Herce, 2000-01-02-03  
Thomas Heywood, 1917-20 (capt.)  
Milton Scott Heywood, 1920-21-22  
Jim Hicks, 1995  
Robert Hill, 1925  
Jon Hillis, 1993  
David Hilton, 1969-70  
David Hinrichs, 1983-84  
Stan Hinson, 1977-78  
Sean Hirsch, 2003-04  
Charles Hodge, 1975-76  
Kevin Hodge, 1998  
Leland Allen Hodges, 1917-18  
Derek Hoelscher, 1982-83-84-85  
Shane Hoelscher, 2011  
Michael Holder, 1965-67  
Steve Holder, 1970-71  
Tim Holder, 1974-75-76  
Hugo Hollas, 1966-67-68  
Damon Hollingsworth, 1946  
Broct Holt, 2009  
Ed Holub, 1985-86  
David Hooten, 1966-67  
Thomas Hopkins III, 1944, 1949  
Mike Horn, 1979-80-81-82  
David Houser, 1976

Rob Howard, 1988-89-90-91  
Scott Huffman, 2001  
James Hughes, 1921-24 (capt.)  
Philip Humber, 2002-03-04  
Henry Hurley, Jr., 1936-37-38  
Robert M. Hutchinson, 1944

**I**  
Nick Iovacchini, 1998-99  
Johnny Ray Isgitt, Jr., 1979-80

**J**  
Thomas Hardy Jackson, 1917  
Billy Jacobson, 2001  
John Joseph Jacobson, 1972-73  
L.J. Jammett, 1932  
Ernest Anton Janik, Jr., 1974-75  
Paul Janish, 2002-03-04  
Alfred F. Jockec, 1953-54  
Kevin Johnson, 1992  
Henry Claude Johnson, 1979-82  
Ronald Baxter Johnson, 1991-92-93-94  
Scott Johnson, 1981-82-83-84  
Chris Jones, 1988-89-90-91  
E.R. Jones, 1932  
Ralph Jones, 1930-31

Jeff Jorgensen, 2003  
Kevin Joseph, 1995-96-97  
George Journeay, 1914-15  
Russell Judd, 1964

**K**  
Kemper Kaiser, 1939-40-41  
Sheldon Kaufman, 1970-71-72  
John Kaye, 2000  
Cecil Keith, 1930 (capt.)  
Chris Kelley, 2007-08  
Mike Kelley, 1938  
Richard Kelley, 1980-81  
Don Kennedy, 1941  
Robert Kennedy, 1950-51  
Randy Kerbow, 1961-62-63  
James Edward King, 1963-64  
Reginal Augustus Kinnear, 1922  
Donald Ray Kirks, 1962-63-64  
Chester Klaerner, 1931-32  
Rob Kligman, 1997  
"Heavy" Knippel, 1928  
Jay Knoblauch, 1985-86-87-88  
Melton Koch, 1931-32  
Chris Kolkhorst, 2002-03-04  
Kent Koppa, 1984-85

---

Richard Kristinik, 1959-60-61  
Paul Kupce, 1952 (mgr.)  
Jesse Kurtz-Nicholl, 1996-97-98-99  
Austin Kubitz, 2011  
Lee Jason Kushner, 1990-91

## L

Robert Lloyd Lamb, 1924  
Randy Joe Lambrecht, 1974-75-76  
Matt Langwell, 2007-08  
Jacques Landry, 1995-96  
Tom Lasater, 1972  
Ernie Laurence, 1938-39  
Kenneth Lee, 1930-31-32 (capt.)  
Richard Leeder, Jr., 1950-51  
Robert L. Leggett, 1952-53-54  
Danny Lehmann, 2005-06-07  
Donald Leigh, 1940-41-42  
Chad Lembeck, 2006-07  
James Allen Levering, 1966-67-68  
A.W. Lewis, 1931  
Donald Grady Lewis, 1977-78-79-80  
Ryan Lewis, 2009, 2011  
Bobby Lively, 1959-60-61  
Jim Locke, 1923-24-25  
Harris Lodge, 1936

Scott Lonergan, 2007  
Don Brooks Longcope, 1963-64  
Ralph Dunning Longly, 1915-16  
Matt Lorenz, 1995-96-97  
Mike Lorsbach, 2001-02  
John E. Ludwig, 1955-56  
Lucas Luetge, 2008  
Mark Edward Luetge, 1980-81  
John Lukin, 1999-2000  
Aaron Luna, 2006-07-08

## M

Anthony Macaluso, 1946-48  
Mike Macha, 1974-75-76  
Mark Machalec, 1981-82-83-84  
James Madrid, 1992-93-94  
Arthur Eugene Maguire, 1972  
Mike Majors, 1989-1990  
Tom Malek, 1985-86-87  
Frankie B. Mandola, 1967-68-69  
Craig Manuel, 2009-10-11  
Anthony Richard Maresca, 1971  
H.D. Marsters, 1952  
Nick Martin, 2001  
A.J. Martinkue, 1932  
Colin Mathney, 2003-04

Ben Mathews, 1985-86-87-88  
Ryan Mathews, 1997  
Harold Mathewson, 1919-20-21  
Allen Matthews, 1985-86-87  
Michael Maxwell, 1977-78-79  
Sam May, 1936  
Gordon Disney Mayo, 1914  
John McAfee, 1992  
John McCauley, 1936  
Brooks McClain, 1993-94  
Morris McClelland, 1961-62-63  
Will McDaniel, 2005-06-07-08  
Jason McDonald, 1998  
John McDonald, 1942-43  
Chase McDowell, 2010-11  
Tim McDowell, 1987  
George McElree, 1945 (mgr.)  
John William McFarland, 1959-60-61  
Rob McGarr, 1989  
Mike McGee, 1978-79-80-81  
Frank McKeown, 1962-63  
Tim McLaughlin, 1994-95-96-97  
Holt McNair, 2010-11  
Floyd Mechler, 1937-38-39  
Palmer Melton, 1922-23-24  
Derek Michaelis, 1998-99-2000  
Jimmy Michalek, 1978-79-80

Carl Mikeska, 1982-83-84-85  
Shawn Mikeska, 1985-86  
Jim Miller, 1991-92-93-94  
Alexander Mitchell, 1957-58-59  
Ed Mitchell, 1939  
Robert E. Miville, 1946 (mgr.)  
Matt Moake, 2004-05  
Alvin S. Moody, 1932  
Paul Moomaw, 1986  
W.C. Moore, 1939  
George Oliver Morgan, 1924  
Worster Miles Morgan, 1937  
W.O. Morgan, 1930  
Adam Morris, 2004-05  
Robert C. Moy, 1959-60  
Chad Mozingo, 2008-09-10  
Bobby Muraro, 1997  
C. Edwin Murphey, 1944-45  
Rodney Bruce Murray, 1957-58-59  
Derek Myers, 2005-06-07-08

## N

Gerald Wayne Naccarato, 1971-72  
Marcus Nalepa, 1992-93  
Paul Nash, 1926  
Paul Edward Nash, 1918-20 (capt.)

Anthony L. Navarro, 1955  
Franklin Navarro, 1942  
Charles E. Nelson, 1948-49  
Spencer Nemer, 1998-99  
Joe C. Newbill, 1948-50  
Jeff Nichols, 1997-98-99-2001  
John Nicholson, 1965-66-67  
Jeff Niemann, 2002-03-04  
Isamu Nigro, 2000-01  
John Nisbet, 1953  
Robert James Nitsche, 1965-66  
Grover C. Noonan, 1944-47  
Ted Nowak, 1971-73-74

## O

John Ofield, 1983-84  
Todd Ogden, 1985-86-87  
Jason Ogden, 1990-91-92  
Mike Ojala, 2007-08-09-10  
Richard O'Keefe, 1978-79-80-81  
Shawn Onley, 1996  
Eddie Otwelle, 1969-70-71  
David Ownby, 1968-69-70 (capt.)

**P**

J.P. Padron, 2007-08  
 Billy Ray Palmer, 1965-66-67  
 Chester Palmer, 1940-41-42  
 Leonard Parker, 1936  
 Mike Patrick, 1985  
 David Pavlas, 1982-83-84  
 Truitt Peachy, 1948-50  
 Tyler Pearson, 2011  
 Ben-Forrest Perdue, 1958-59  
 James Pendaris, 1942  
 Lance Pendleton, 2003-04-05  
 Garrett Pennington, 2004  
 Ronnie Peoples, 1981-82-83  
 Fred Pepper, 1940-41  
 Jason Thorpe Perlioni, 1991  
 Geoff Perrott, 2010-11  
 Kurt Pessa, 2005-2006  
 Dave Peterson, 2009  
 David Ludlow Pettit, 1969-70-71-72  
 Michael Steven Pettit, 1971-72-73  
 John Plumbley, 1943-47-48  
 Thomas Lynn Poindexter, 1978-79  
 John Polasek, 1987-88-89-90  
 Charles Oscar Pollard, 1924  
 Louis Pontello, 1936

John Pope, 1988-89  
 A.J. Porfirio, 2001-02  
 Robert Lyn Potter, 1971-72-73  
 James Putnam Potts, 1917  
 Keltys Powell, 1945-46-47  
 Richard Preng, 1977-78-79-80  
 Byran Price, 2006-07-08  
 Rex G. Procter, 1949-50-51

**Q**

Mark Quinn, 1994-95

**R**

Arthur Rabeau, 1984-85 (mgr.)  
 Joe Racina, 1989-90-91-92  
 Lee A. Raesner, 1960-62-63  
 Steve Ramharter, 1988, 1990  
 Allen Ramirez, 1976-77-78-79  
 Marcos Ramos, 2002  
 Mario Ramos, 1997-98-99  
 Jeremy Rathjen, 2009-10-11  
 Michael Ratterree, 2010-11  
 Robert Ray, 1925-26  
 Travis Reagan, 2004-05-06-07  
 Mathew Reckling, 2009-10-11  
 Tommy Reckling, 1952-53-54

Gerald Douglas Reed, 1967-68-69  
 Clay Reichenbach, 2004-05  
 Ernest F. Reininger, 1948-49  
 John Richard Reitz, 1964-65-66  
 Anthony Rendon, 2009-10-11  
 Larry Reneau, 1973-74-75  
 Scott Rennie, 1995  
 Roland E. Rentz, 1952  
 Carl Reynolds, 1954-55-56  
 Bart Francis Rice, 1964-65  
 Jason Richards, 1996-97-98  
 D. Richardson, 1932  
 Darrell Richardson, 1991-92-93  
 Chris Robertson, 1988-89  
 Merritt Robinson, 1988-89-90  
 Mike Rochard, 1988-89-90-91  
 Adam Rodgers, 2004-05  
 John Rodgers, 1992-93  
 Josh Rodriguez, 2004-05-06  
 Jared Rogers, 2009-10  
 Jordan Rogers, 2008-09  
 Jesse Roman, 2000-01  
 Andy Rooker, 1965-66-67  
 Mark Rooker, 1971-74  
 Justin Ruchti, 2002-03  
 Jonathan Runnels, 2007-08  
 Chris Russ, 1980-81

T.N. Russell, 1930-32 (capt.)

**S**

William Sadler, 1936  
 Jake Sahuele, 1938-39  
 Xavier Sandoval, 1990-91-92  
 J.J. Savarino, 1995-96-97-98  
 Joe Savery, 2005-06-07  
 Kenneth Schoppe, 1961-62-63  
 Gene David Schroeder, 1966  
 Charles John Schuehle, 1937  
 Kyle Schultz, 1988-89-90  
 K. Scott, 1932  
 Sam Scott, 2000  
 W.F. Scruggs, 1943-44  
 William Wesley Seale, 1936-37-38  
 Edward Sears, 1936  
 Diego Seastrunk, 2007-08-09-10  
 Bert Selman, 1942  
 Jeff Shaddix, 1995-96  
 William Sheehan, 1942  
 Len Shelby, 1970-71-72  
 Robert Sheridan, 1953  
 Francis J. Shirocky, 1947 (capt.)  
 Doug Simmons, 2008-09-10-11  
 John Simms, 2011

Shiblee Simuel Simon, 1973-74-75  
 Jay P. Simpson, 1945  
 Jerry Sims, 1956-57-58  
 John Carlton Sims, 1962-63  
 Vincent Sinisi, 2002-03  
 Drew Skaggs, 2000-01-02  
 Jon Skaggs, 1998-99-2000-01  
 Tommy Smart, 1974-75-76  
 Brett Smith, 1999-2000  
 Jonathan Smith, 2000  
 Paul Smith, 1930  
 F.F. Somner, 1947  
 Ken Sorenson, 1986-87  
 Randy Louis Spardella, 1975  
 Tex Spear, 1964-65  
 Tony Spears, 1991-92  
 Tommy Speck, 1968-69  
 Jayme Sperring, 2000  
 Trey Sperring, 2006  
 J. Browder Spiller, 1913  
 Don Spivey, 1982-83  
 Jerrol Springer, 1958-59-60  
 Tyler Spurlin, 2010-11  
 Charles S. Squyres, 1932  
 Norman Stallings, 1958-59  
 William Standish, 1913-15  
 Craig Stansberry, 2003



Sam A. Staples, 1956-57  
Cole St.Clair, 2005-06-07-08  
Jack Steele, 1936  
Frank Steen, 1937-38  
Robert J. Stegeneier, 1954-55  
John Murry Stephenson, Jr., 1961-62  
Douglas Joseph Stevenson, 1922  
Harold Stockbridge, 1946-47-48  
Ricky Strebeck, 1986-87-88  
Philip Strohbehn, 1988  
Steven Sultzbaugh, 2009-10  
Charles Yancey Swartz, 1923-24-25

## T

Ryne Tacker, 2005-07  
Chase Taylor, 2006  
Mark Taylor, 1993-1994-95-96  
Emil D. Tejml, 1955-56-57  
William Telschow, 1941  
Vernon Temple, 1970-72-73  
Peter Terrana, 1997-98-99  
F. Terrenella, 1932  
Tracy T. Terry, 1973-74  
Damon Thames, 1998-99  
T. DeWitt Thomas, 1919  
Jim Thompson, 1983-84-85

Leonard Thompson, 1948  
Joel Ray Tigett, 1962-63-64  
Paul Timme, 1959-60  
Cliff Tolle, 1927-28-29 (capt.)  
Jeff Tousa, 1984-85  
Wade Townsend, 2002-03-04  
Adam Traweek, 2006  
William C. Treschwig, 1932  
Byron Tribe, 1994  
Philip Tribe, 2001-02  
William C. Trotter, 1954-55  
Chris Tucker, 1985-86-87  
Steve Turner, 1987-88-89  
Lee Tynes, 1936-37

## U

Matt Ueckert, 2003-04  
Wash Underwood, 1926-27-28

## V

Paul R. Vahldiek, 1948-49  
Griff Vance, 1917  
Velton Lee Vanderford III, 1979  
Glenn Van Dusen, 1944  
Tim Vannaman, 1986-87-88  
Jerry Van Noy, 1998-99-2000

Jeff Venghaus, 1994-95-96  
Tommy Vickers, 1936-37-38  
Charles A. Vilbig, 1919  
Ernest Vogt, 1941  
Edward Vogt, 1942

## W

"Hans" Wagner, 1951-52  
Ronnie Waldo, 1964-65-66  
Henry Donald Walker, 1922-23  
Taylor Wall, 2009-10-11  
John Wallace, 1936  
Donzel Waller, 1936  
John William Waltrip, Jr., 1920  
William Alphus Waters, 1921-22-23  
Doug Watson, 1978-79-81-82  
Chuck Weese, 1987-88  
Clinton Welch, 1981-82-83  
Dustin Wernecke, 2001  
Gary Wade West, 1960-61-62  
Claude W. White, 1956-57-58  
Ronald White, 1967-68-69 (capt.)  
John William Whitesides, 1916  
I. Marion Wilford, 1924-25-26  
G.E. Wilkin, 1944-45  
John Wilkins, 1963-64

Robert S. Willard, 1945-47-48-49  
Bob Williams, 1936  
Bobby Williams, 1957  
Charles Williams, 1997-98-99  
Julian Williams, 1932  
Matt Williams, 1978-79-80-81  
Robert Parks Williams, 1921  
Matt Williamson, 1993-94  
Mike Wilson, 1992-93-94-95  
Steve Wilson, 1975-76-77  
Scott Wise, 1968-69-70-71  
John Wissinger, 1936-38  
Harry Witt, 1936  
William W. Witt, 1951-52-53  
Arthur Wittman, 1930  
John Wolda, 1954-55-56  
Joseph Wood, 1939  
William Wood, 1939  
Jim Woodruff, 1967  
George Woods, 1925-26  
Hugh Woolever, 1987-88-89  
Clinton H. Wooten, 1913-14-15  
Russell Wright, 1985  
Travis Wright, 2009  
William D. Wright, 1949-50-51  
Joe Wylie, 1952-53-54

## Y

James O. Younts, 1932

## Z

Adam Zornes, 2006-07-08  
Joe Zylka, 1971-72-73-74

---

## Honors & Awards

### National Player of the Year

- 1997 — Lance Berkman, 1b (NCBWA)
- 1998 — Damon Thames, ss (ABCA)
- 1999 — Mario Ramos, p (CBI pitcher of the year)
- 2002 — Philip Humber, p; Vincent Sinisi, 1b (co-freshmen of the year)
- 2003 — Jeff Niemann, p (CBI.com)
- 2005 — Joe Savery, p/1b (freshman of the year)
- 2007 — Ryan Berry, p (freshman pitcher of the year)
- 2009 — Anthony Rendon, 3b (freshman of the year)
- 2010 — Anthony Rendon, 3b (ABCA, Baseball America, NCBWA, Rawlings Sporting Goods)

### Howser Trophy

- 2010 — Anthony Rendon, 3B (national collegiate player of the year)



### *Rice's Anthony Rendon - 2010 Howser Trophy Award Recipient as the National Player of the Year*

*Wayne Graham, Anthony Rendon, Jana Howser (College Baseball Foundation), Dr. Eddy Furniss (1998 Howser Trophy winner).*

### Lowé's Senior CLASS Award

- 2008 — Cole St.Clair, p (nation's outstanding senior student-athlete)

### All-College World Series

- 2003 — Enrique Cruz, 2b; Chris Kolkhorst, of; Jeff Niemann, p
- 2007 — Diego Seastrunk, 3b;

### All-America

- 1932 — Chester Klaener, p
- 1961 — Richard Kristinik, if (third team)
- 1973 — Len Shelby, c
- 1987 — Jay Knoblauch, of
- 1993 — Jose Cruz Jr., of
- 1994 — Jose Cruz Jr., of
- 1995 — Jose Cruz Jr., of; Mark Quinn, 3b-dh
- 1996 — Lance Berkman, 1b
- 1997 — Lance Berkman, 1b; Matt Anderson, p; Bubba Crosby, of (second team); Jeff Nichols, p (freshman); Mario Ramos, p (freshman, second team)
- 1998 — Damon Thames, ss; Bubba Crosby, of; Mario Ramos, p (third team)

1999 — Kenny Baugh, p (third team); Will Ford, of (third team); Jesse Kurtz-Nicholl, p (third team); Mario Ramos, p; Damon Thames, ss  
2000 — Kenny Baugh, p (second team); Eric Arnold, ss (third team)  
2001 — Kenny Baugh, p (second team)  
2002 — Steven Herce, p (third team); Philip Humber, p (second team; freshman, first team); Vincent Sinisi, 1b (second team; freshman, first team)  
2003 — Enrique Cruz, 2b (third team); Philip Humber, p (third team); Jeff Niemann, p (first team); Wade Townsend, p (first team)  
2004 — Philip Humber, p (first team); Jeff Niemann, p (honorable mention); Wade Townsend, p (first team)  
2005 — Joe Savery, util. (second team); Josh Rodriguez, 3b (third team); Bobby Bell, p (freshman); Tyler Henley, of (freshman); Cole St.Clair, p (freshman);  
2006 — Eddie Degerman, p (first team); Brian Friday, ss (first team); Cole St.Clair, p (first team); Josh Rodriguez, 3b (third team); Aaron Luna, of (freshman)  
2007 — Joe Savery, p (first team); Ryan Berry, p (second team/freshman); Bobby Bramhall, p (second team); Aaron Luna, of (third team); Ryne Tacker, p (third team); Diego Seastrunk (freshman);  
2008 — Cole St.Clair, p (third team); Rick Hague (freshman); Matt Evers (freshman);  
2009 — Anthony Rendon, 3b (first team); Ryan Berry, p (first

team); Taylor Wall, p (third team freshman);  
2010 — Anthony Rendon, 3b (first team); Michael Ratterree, if (freshman)  
2011 — Anthony Rendon, DH (second team); Austin Kubitza, p (freshman first team)

## GoSIDA Academic All-America

1982 — David Edwards, 1b (third team)  
1983 — David Edwards, 1b (third team)  
1987 — Ben Matthews, 2b (second team)  
1988 — Ben Matthews, 2b (second team)  
1991 — Jason Ogden, of (third team)  
1999 — Mario Ramos p (third team)  
2003 — Jeff Blackinton, c (third team); Vincent Sinisi, 1b (third team); Wade Townsend, p (second team)  
2004 — Chris Kolkhorst, of (third team); Wade Townsend, p (first team/academic all-America of the year)  
2006 — Eddie Degerman, p (first team)  
2007 — Ryne Tacker, p (second team); Brian Friday, ss (third team);

## All-NCAA Regional

1995 (South at Baton Rouge, La.) — Jose Cruz Jr., of; Jacques Landry, 3b; Mark Quinn, dh  
1996 (Midwest at Wichita, Kan.) — Lance Berkman, 1b; Jason Richards, 2b; Jeff Venghaus, of; Tim McLaughlin, c  
1997 (Central at Lubbock) — **Lance Berkman**, 1b (most outstanding player); Stephen Bess, p; Bubba Crosby, of; Jason Richards, 2b; Justin Berg, dh  
1998 (Central at College Station) — Jason Richards, 2b; Justin Berg, dh  
1999 (at Lubbock) — Jacob Baker, 1b; Kenny Baugh, p; **Will Ford**, of (most outstanding player); Mario Ramos, p; Damon Thames, ss; Charles Williams, of  
2000 (at Cougar Field) — Mitch Ackal, of; Kenny Baugh, p; John Lukin, c; Jesse Roman, dh; Brett Smith, 2b  
2001 (at Reckling Park) — Eric Arnold, ss; Kenny Baugh, p; Hunter Brown, 3b; Austin Davis, of; Phillip Ghutzman, dh; A.J. Porfirio, of; **Jesse Roman**, 1b (most outstanding player)  
2002 (at Reckling Park) — Eric Arnold, 2b; Hunter Brown, 3b; Justin Crowder, p; Austin Davis, of; Chris Kolkhorst, of; **Vincent Sinisi**, 1b (most outstanding player)  
2003 (at Reckling Park) — Paul Janish, ss; **Chris Kolkhorst**, of (most outstanding player); Jeff Niemann, p; Vincent Sinisi, 1b; Craig Stansberry, 3b; Wade Townsend, p  
2004 (at Reckling Park) — Adam Hale, of; Travis Reagan, c; Adam Rodgers, 1b

2005 (at Baton Rouge) — Jordan Dodson, 1b; Josh Geer, p; Lance Pendleton, of; Josh Rodriguez, ss; Joe Savery, p  
2006 (at Reckling Park) — **Eddie Degerman**, p (most outstanding player); Jordan Dodson, of; Tyler Henley, of; Josh Rodriguez, 3b; Joe Savery, p/1b  
2007 (at Reckling Park) — **Joe Savery**, p (most outstanding player); Tyler Henley, of; Jared Gayhart, of; Danny Lehmann, c, Matt Langwell, p  
2008 (at Reckling Park) — Adam Zornes, c; J.P. Padron, 1b; Jimmy Comerota, 2b; Rick Hague, ss, Chad Mozingo, of  
2009 (at Reckling Park) — **Taylor Wall**, p (most outstanding player); Diego Seastrunk, c; Brock Holt, 2b; Anthony Rendon, 3b; Steven Sultzbaugh, of  
2010 (at Austin) — **Anthony Rendon**, 3b (most outstanding player); Michael Fuda, of; Chad Mozingo, of  
2011 (at Reckling Park) — Anthony Rendon, DH

## All-Conference swc

1922 — Eddie Dyer, p; Peg Melton, p  
1923 — Peg Melton, p  
1925 — George Woods, p  
1926 — George Woods, p  
1929 — Frank Austin, ss; Danny Allnoch, c  
1930 — Dick Dickinson, cf; Ray Hart, p  
1931 — Ray Hart, p  
1932 — C.F. Klearner, p; E.R. Jones, 1b; K. Scott, 3b  
1936 — Henry Hurley, rf  
1937 — Henry Hurley, rf  
1941 — Kemper Kaiser, 1b; Fred Barrow, c  
1943 — Virgil Eikenberg, 2b  
1944 — Bill Scruggs, 2b; Bill Wilkin, rf; Woodrow Dryden, c  
1945 — Ed Murphrey, p; Robert Willard, c; Bill Scruggs, if (util.); Robert Feldman, of (util.)  
1946 — Keltys Powell, 1b; Bill Bishop, p  
1947 — Keltys Powell, 1b  
1952 — Dave Devine, 1b  
1956 — John Wolda, p; Jerry Sims, c; Carl Reynolds, 1b  
1957 — Jerry Sims, c  
1958 — Jerry Abernathy, p; Jerry Sims, c; Lynwood Stallings, ss; Claude White, rf  
1959 — Paul Timme, p; Richard Kristinik, 3b; Lynwood Stallings, ss

1960 — Richard Kristinik, 3b  
1961 — Jim Fox, c; Richard Kristinik, 3b  
1962 — Jim Fox, c  
1963 — Joel Tigett, 1b  
1965 — Andy Rooker, cf  
1966 — Ronnie Waldo, rf  
1969 — Dick Fuqua, 1b  
1970 — Billy Costa, ss  
1972 — Mike Pettit, p; Sheldon Kaufman, ss  
1974 — Joe Zylka, lf  
1976 — Mike Macha, 3b; Allan Ramirez, p  
1981 — Matt Williams, p  
1982 — Scott Johnson, of  
1983 — Scott Johnson, of; Tim Englund, p; Clinton Welch, ss  
1984 — Scott Johnson, of; Tim Englund, p; Derek Hoelscher, p; Norm Charlton, p  
1985 — Mike Fox, c  
1986 — Steve Blackshear, p  
1987 — Jay Knoblauch, of; Ben Matthews, 2b  
1988 — Jay Knoblauch, of  
1989 — Mike Grace, util., Rob Howard, p  
1991 — John Eierman, of  
1992 — Donald Allen, 2b; Darrell Richardson, p  
1993 — Jose Cruz Jr., of; James Madrid, p; John Rodgers, c  
1994 — Donald Aslaksen, of; Tim Byrdak, p; Jose Cruz Jr., of; Mark Quinn, 3b

1995 — Matt Anderson, p (freshman of the year); Chris Boni, 2b; David Brooks, ss; Jose Cruz Jr., of; Patrick Hallmark, c; Mark Quinn, dh; also: Lance Berkman, of (newcomer of the year)  
1996 — Lance Berkman, 1b; Jacques Landry, 3b; Shawn Onley, p; Bubba Crosby, of

## WAC

1997 — Lance Berkman, 1b (player of the year); Matt Anderson, p; Bubba Crosby, of; Joseph Cathey, ss (second team)  
1998 — Damon Thames, ss (player of the year); Bubba Crosby, of; Jacob Baker, 1b (second team); Jeff Nichols, p (second team)  
1999 — Justin Berg, dh; Jesse Kurtz-Nicholl, p; Mario Ramos, p; Damon Thames, ss; Charles Williams, of  
2000 — Mitch Ackal, of (second team); Eric Arnold, ss; Kenny Baugh, p (pitcher of the year); John Lukin, c; Jesse Roman, dh; Brett Smith, 2b (second team)  
2001 — Philip Barzilla, p (second team); Kenny Baugh, p (pitcher of the year); Hunter Brown, 3b; Austin Davis, of; A.J. Porfirio, of; Jon Skaggs, p  
2002 — Eric Arnold, 2b (second team); Hunter Brown, 3b; Dane Bubela, dh (second team);

Austin Davis, of; Steven Herce, p; Philip Humber, p; Paul Janish, ss; Chris Kolkhorst, of; A.J. Porfirio, of (second team); Justin Ruchti, c (second team); Vincent Sinisi, 1b (player of the year); Wade Townsend, p (second team)

2003 — Dane Bubela, of; Enrique Cruz, 2b; Austin Davis, of; Philip Humber, p; Paul Janish, ss (second team); Jeff Jorgensen, of; Chris Kolkhorst, of; Jeff Niemann, p (pitcher of the year); Justin Ruchti, c (second team); Vincent Sinisi, 1b; Wade Townsend, p

2004 — Philip Humber, p; Paul Janish, ss; Chris Kolkhorst, of; Lance Pendleton, of (second team); Adam Rodgers, c (second team); Josh Rodriguez, 2b (freshman of the year); Wade Townsend, p

2005 — Eddie Degerman, p (second team); Tyler Henley, of; Adam Rodgers, dh; Joe Savery, 1b & p (player of the year)

### **G-USA**

2006 — Eddie Degerman, p (first team); Brian Friday, ss (first team); Cole St.Clair, p (first team); Bobby Bell, p (second team); Craig Crow, p (second team); Aaron Luna, of (second team/freshman); Josh Rodriguez, 3b (second team); Joe Savery, p/1b (second team)

2007 — Joe Savery, inf/p (first team/second team, player of the year); Ryne Tacker, p (first team, pitcher of the year); Ryan Berry, p (first team, freshman of the year); Brian Friday, ss (first team); Jared Gayhart, of (second team); Aaron Luna, utl (second team); Diego Seastrunk (freshman);

2008 — Diego Seastrunk, if (first team); Ryan Berry, p (first team); Jared Gayhart, of (second team); Aaron Luna, of (second team); Adam Zornes, c (second team); Chris Kelley, p (second team); Cole St.Clair (second team); Matt Evers, p (freshman); Matt Hague, ss (freshman);

2009 — Anthony Rendon, inf (first team/freshman team, player of the year/freshman of the year); Ryan Berry, p (first team); Rick Hague, ss (second team); Chad Mozingo, of (second team); Mike Ojala, p (second team); Jordan Rogers, p (second team); Taylor Wall, p (freshman);

2010 — Anthony Rendon, if (first team/player of the year); Jimmy Comerota, if (second team); Rick Hague, if (second team); Jeremy Rathjen, of (second team); Diego Seastrunk, c (second team); Mike Ojala, p (second team); Taylor Wall, p (second team); Michael Ratterree, if (freshman)

2011 — Austin Kubitz, p (first team/freshman of the year); Michael Ratterree, if (first team) Anthony Rendon, dh (first team); Shane Hoelscher, if (freshman); Austin Kubitz, p (freshman); John Simms, p (freshman);

## **All-Tournament Teams**

### **swc**

1981 (at Austin) — Mark Machalec, of

1983 (at Austin) — Clinton Welch; ss; Bryan Foss, 2b; Jay Bluthardt, of

1984 (at Austin) — Curtis Fox, 1b; Tim Englund, p

1994 (at Austin) — Jose Cruz Jr., of; Matt Williamson, 2b

1996 (at Lubbock) — Jacques Landry, 3b (most valuable player); Lance Berkman, 1b; Jason Richards, 2b; Jeff Venghaus, of; Tim McLaughlin, c; Dana Davis, p

### **WAC**

1997 (at San Diego, Calif.) — Lance Berkman, 1b; Matt Anderson, p (most valuable player); Joseph Cathey, ss; Will Ford, of; Jeff Nichols, p

1998 (at San Diego, Calif.) — Jason Richards, 2b (most valuable player); Bubba Crosby, of; Charles Williams, of; Damon Thames, ss

1999 (at Fresno, Calif.) — Jacob Baker, 1b; Jesse Kurtz-Nicholl, p; Mario Ramos, p; Charles Williams, of

### **C-USA**

2006 (at Reckling Park) — Joe Savery, p/1b (most valuable player); Bobby Bell, p; Greg Buchanan, inf; Bryce Cox, p; Jordan Dodson, of  
2007 (at Greenville, N.C.) — Aaron Luna, dh (most valuable player); Joe Savery, inf; Matt Langwell, p; Danny Lehmann, c

2009 (at Hattiesburg, Miss) — Anthony Rendon, inf (most valuable player); Rick Hague, inf; Steven Sultzbaugh, of; Ryan Berry, p; Taylor Wall, p;

2010 (at Cougar Field) — Michael Fuda, of; Rick Hague, inf; Anthony Rendon, inf; Jared Rogers, p; Chad Mozingo, of; Steven Sultzbaugh, of  
2011 (at Pearl, Miss.) — Tyler Duffey, p (most valuable player); Craig Manuel, c; Ryan Lewis, of

## **C-USA Spirit of Service**

2009 — Jimmy Comerota, 2b

## **CoSIDA Academic**

### **All-District VI**

1983 — David Edwards, 1b

1987 — Ben Matthews, 2b

1988 — Ben Matthews, 2b

1990 — Steve Ramharter, 1b-p

1991 — Jason Ogden, of

1992 — Jason Ogden, of

1992 — Antonio DiGesualdo, if

1993 — Chris Boni, 2b

1994 — Chris Boni, 2b

1999 — Mario Ramos, p

2000 — John Lukin, c; Brett Smith, 2b

2002 — Hunter Brown, 3b; Steven Herce, p; A.J. Porfirio, of

2003 — David Aardsma, p; Jeff Blackinton, c; Enrique Cruz, 2b; Vincent Sinisi, 1b; Wade Townsend, p

2004 — Chris Kolkhorst, of; Wade Townsend, p

2006 — Eddie Degerman, p; Craig Crow, p; Brian Friday, ss; Tyler Henley, of; Joe Savery, p/1b

2007 — Ryne Tacker, p; Brian Friday, ss; Danny Lehmann, c;

2008 — Chris Kelley, p; Cole St.Clair, p; Jimmy Comerota, 2b;

2010 — Jeremy Rathjen, of; Jimmy Comerota, 1b;

2011 — Michael Ratterree, 2b;

## **Rice Athletic Hall of Fame**

1970 — Tony Bell '19 (1970); Eddie Dyer '22; Wash "Little Heavy" Underwood '27

1972 — Leslie Coleman '23; Frank Carswell '41

1973 — Peg Melton '24

1974 — Chester Klaerner '33; Tally Eaton '36

1978 — Cecil Grigg, Austin College '17, coach

1982 — Jerry Sims '58

1983 — Grandpa Wood '27

1984 — Richard Kristinik '61

1985 — Jim Fox '62

1989 — Allan Ramirez '79

1990 — Norm Charlton '86

1999 — Jay Knoblauch '88

2003 — Jose Cruz Jr. '96

2005 — Lance Berkman '98

2007 — Mark Quinn '95

2009 — Damon Thames '99

2011 — Kenny Baugh '01

## **Dell Morgan MVP Award**

1973 — Len Shelby, c

1974 — Ted Nowak, of

1975 — Mike Macha, 3b

1976 — Allan Ramirez, p

1977 — Jeff Hayes, of

1978 — Allan Ramirez, p

1979 — Bob Burnell, of

1980 — Matt Williams, p

1981 — Matt Williams, p; Rick Kelley, p

1982 — Scott Johnson, of

1983 — Dave Edwards, 3b

1984 — Tim Englund, p; Norm Charlton, p

1985 — Carl Mikeska, if

1986 — Steve Blackshear, p

1987 — Jay Knoblauch, of

1988 — Tim Vannaman, of

1989 — Mike Grace, p

1990 — John Polasek, p

1991 — John Eierman, of

1992 — Donald Allen, 2b

1993 — John Rodgers, c

1994 — Jose Cruz Jr., of

1995 — Mark Quinn, p-dh

1996 — Lance Berkman, 1b

1997 — Matt Anderson, p; Lance Berkman, 1b

1998 — Damon Thames, ss

1999 — Mario Ramos, p

2000 — Kenny Baugh, p

2001 — Kenny Baugh, p

2002 — Vincent Sinisi, 1b

2003 — Justin Ruchti, c

2004 — Wade Townsend, p

2005 — Joe Savery, p/1b

2006 — Eddie Degerman, p

2007 — Joe Savery, p/1b

2008 — Adam Zornes, c

2009 — Ryan Berry, p

2010 — Anthony Rendon, 3b

2011 — Austin Kubitza, p

## **Rice Athletics Dept. Freshman of the Year**

2009 — Anthony Rendon, 3b

---

# The 2003 College World Series Champions

## *Rice's Immortals!*

When Wayne Graham was introduced as Rice's head baseball coach in May of 1991, one of his first pronouncements concerned the Owls' ability to win a national championship.

"I know it's possible," he said at the time, choosing to ignore the fact that Rice had never even won a conference championship, let alone even participated in the NCAA playoffs, since the program had its beginnings in 1913.

Over the next 11 seasons, a succession of conference championships and postseason appearances had raised expectations of the faithful. Three times in those years had Graham led his team to the College World Series, and only one win in seven games in Omaha had failed to dampen his optimism for that championship.

The 2003 season would prove to be different. With players such as starting pitcher Philip Humber, Vincent Sinisi at first base, shortstop Paul Janish, outfielders Chris Kolkhorst and Austin Davis and catchers Justin Ruchti and Jeff Blackinton returning from a College World



---

# The 2003 College World Series Champions

Series appearance in 2002, Rice was primed for another run at Omaha.

It wasn't a perfect team, but you couldn't tell that over the first weeks of the 2003 season. After three wins to begin the season, the Owls dropped a one-run decision to Alabama at Minute Maid Park.

From that point until April 9, almost two months, the Owls didn't lose. The 30-game winning streak saw victories over seven ranked opponents and a 12-0 start in Western Athletic Conference play.

The streak saw the emergence of Wade Townsend as a big-game pitcher after his wins over Nebraska, Baylor, Texas A&M and his domination of Houston in the Series for the Silver Glove.

Defensively, the Owls emerged as the best in the country with the glove. They had errorless streaks of 85.2 and 73.1 innings during the season and played errorless ball in 33 of 70 games.

Rice won the WAC's automatic bid to the NCAA playoffs for the seventh consecutive season by taking the championship by 4½ games over Nevada. The Owls led the WAC in hitting (.318), pitching (2.74 staff ERA) and fielding (.980).

Rice's run toward its national championship, however, was almost derailed before it started. The Owls had to go to extra in-





nings to defeat McNeese State in the first round of the regional at Reckling Park, but they settled down for back-to-back wins over Wichita State to advance to a home Super Regional.

The series for the Silver Glove is the hotly-contested season series between Rice and Houston, but that series was nothing compared to the 2003 Super Regional at Reckling Park. This time, a bit more than a trophy would be at stake. With a trip to the College World Series on the line, the Cougars came out firing, taking a 5-2 win in the series opener. Jeff Niemann's pitching performance sealed a 10-2 win game two. In the deciding third game, Townsend was again too much for the Cougars to handle. He struck out nine, allowed four hits and just one earned run in his eight innings on the way to a 5-2 victory.

Niemann opened the title run in Omaha with a 4-2 win over over Missouri State. The team then posted back-to-back wins over rival Texas, 12-2 and 5-4, to advance to the new best-of-three final format against Stanford.

Kolkhorst's highlight reel catch against the leftfield wall in game one would help spark a dramatic 4-3 win in 10 innings. After the Cardinal bounced back with an 8-3 decision in game two, Rice put it all together with pitching hitting and defense to claim a 14-2 win and the school's first national championship. Philip Humber was brilliant with a complete game victory while the offense banged out 14 hits.

**RICE OWLS 4, Stanford 3 • (June 21, 2003 at Omaha, Neb.)**

Stanford 300 000 000 0 - 3 7 1 (50-17)  
RICE OWLS 001 002 000 1 - 4 8 1 (57-11)  
Pitchers: Stanford - McCally; Quick (10). RICE OWLS - Niemann;  
Aardsma (9). Win- Aardsma(7-3). Loss- McCally (7-3). T- 2:52.  
A- 23,741. HR - Stanford: Ash (2).

**Stanford 8, RICE OWLS 3 • (June 22, 2003 at Omaha, Neb.)**

RICE OWLS 000 100 020 - 3 10 2 (57-12)  
Stanford 102 000 50X - 8 9 0 (51-17)  
Pitchers: RICE OWLS - Townsend; Baker (7); Herce (8). Stanford - Hudgins;  
Quick (8); O'Hagan (8). Win- Hudgins (14-3). Loss- Townsend (11-2).  
T- 3:00. A- 17,907. HR - Stanford: Fuld (4).

**RICE OWLS 14, Stanford 2 • (June 23, 2003 at Omaha, Neb.)**

Stanford 000 000 110 - 2 5 2 (51-18)  
RICE OWLS 310 007 03X - 14 14 0 (58-12)  
Pitchers: Stanford - Romanczuk; Manship (2); Ehrlich (6); Jecmen (6); Dyer  
(6); Cunningham (8). RICE OWLS - Humber. Win- Humber (11-3). Loss-  
Romanczuk (12-2). T- 2:57. A- 18,494.



## Rice Baseball's Major Leaguers

**David Aardsma**, San Francisco Giants (2004); Chicago Cubs (2005-06); Chicago White Sox (2007); Boston Red Sox (2008); Seattle Mariners (2009-11);

**Matt Anderson**, Detroit Tigers (1998-2004); Colorado Rockies (2005)


**Philip Barzilla**, Houston Astros (2006)

**Lance Berkman**, Houston Astros (1999-2010); New York Yankees (2010); St. Louis Cardinals (2011)

**Tim Lincecum**, Seattle Mariners (1999-2000); Baltimore Orioles (2005-06); Detroit Tigers (2007); Houston Astros (2008-10); New York Mets (2011)

**Norm Charlton**, Cincinnati Reds (1988-92); Seattle Mariners (1993, 1995-97, 2001); Philadelphia Phillies (1994); Baltimore Orioles, Atlanta Braves (1998); Tampa Bay Rays (1999)


**Bubba Crosby**, Los Angeles Dodgers (2003); New York Yankees (2004-06)



*Lance Berkman*



*David Aardsma*



*Tim Lincecum*

---

## Rice Baseball's Major Leaguers

**Jose Cruz Jr.**, Seattle Mariners (1997);  
Toronto Blue Jays (1997-2002); San  
Francisco Giants (2003); Tampa Bay Rays  
(2004); Arizona Diamondbacks (2005);  
Boston Red Sox (2005); Los Angeles  
Dodgers (2005-06); San Diego Padres  
(2007); Houston Astros (2008-09)

**Eddie Dyer**, St. Louis Cardinals (1922-27;  
manager, 1946-50; managed team to  
1946 World Series Championship)

**Josh Geer**, San Diego Padres (2008-09)

**Marc Gwyn**, Los Angeles Angels (2007)



**Dave Hilton**, San Diego Padres (1972-75)

**Phillip Humber**, New York Mets (2006-  
07); Minnesota Twins (2008-09); Kansas  
City Royals (2010); Chicago White Sox  
(2011)

**Paul Janish**, Cincinnati Reds (2008-11)

**Kevin Joseph**, St. Louis Cardinals (2002)

**Mike Macha**, Atlanta Braves (1979);  
Toronto Blue Jays (1980)



## Rice Baseball's Major Leaguers

**Jeff Niemann**, Tampa Bay Rays (2008-11)

**Dave Pavlas**, Chicago Cubs (1990, 1992);

New York Yankees (1995-96)

**Lance Pendleton**, New York Yankees

(2011), Houston Astros (2011)

**Mark Quinn**, Kansas City Royals (1999-

2002)

**Allen Ramirez**, Baltimore Orioles (1983)

**Mario Ramos**, Texas Rangers (2003-04)

**Josh Rodriguez**, Pittsburgh Pirates (2011)


**Joe Savery**, Philadelphia Phillies (2011)

**Craig Stansberry**, San Diego Padres

(2007-09)

**Matt Williams**, Toronto Blue Jays (1983);

Texas Rangers (1985)



*\* Major League photos are copyrighted, and appear courtesy of the respective organizations.*

---

## Rice Baseball's First Round Major League Draft Picks



- 1967 — **Ronald Henson** (Cleveland Indians, June-secondary phase)  
1976 — **Mike Macha** (Atlanta Braves, Jan.-secondary phase)  
1981 — **Matt Williams** (Toronto Blue Jays, fifth pick overall)  
1983 — **David Hinrichs** (Philadelphia Phillies, June-secondary phase)  
1984 — **Norm Charlton** (Montreal Expos, 28th pick overall)  
1995 — **Jose Cruz Jr.** (Seattle Mariners; third pick overall)  
1997 — **Matt Anderson** (Detroit Tigers; first pick overall);  
    **Lance Berkman** (Houston Astros; 16th pick overall)  
1998 — **Bubba Crosby** (Los Angeles Dodgers; 23rd pick overall)  
2001 — **Kenny Baugh** (Detroit Tigers; 11th pick overall);  
    **Jon Skaggs** (New York Yankees; 42nd pick overall)  
2003 — **David Aardsma** (San Francisco Giants; 22nd pick overall)  
2004 — **Philip Humber** (New York Mets; 3rd pick overall);  
    **Jeff Niemann** (Tampa Bay Devil Rays; 4th pick overall);  
    **Wade Townsend** (Baltimore Orioles; 8th pick overall)  
2005 — **Wade Townsend** (Tampa Bay Devil Rays; 8th pick overall)  
2007 — **Joe Savery** (Philadelphia Phillies; 19th pick overall)  
2008 — **Bryan Price** (Boston Red Sox; 45th pick overall)  
2011 — **Anthony Rendon** (Washington Nationals; 6th pick overall) *pictured left*

# Rice's Pro Players In 2011

Player	Organization	Level	Team
<b>David Aardsma</b>	SEA	MLB	Seattle Mariners
<b>Lance Berkman</b>	STL	MLB	New York Yankees
<b>Tim Lincecum</b>	NYM	MLB	Houston Astros
<b>Philip Humber</b>	CWS	MLB	Kansas City Royals
<b>Paul Janish</b>	CIN	MLB	Cincinnati Reds
<b>Jeff Niemann</b>	TB	MLB	Tampa Bay Rays
<b>Lance Pendleton</b>	NYN/HOU	MLB	NY Yankees/Houston Astros
<b>Josh Rodriguez</b>	PIT	MLB	Pittsburgh Pirates
<b>Joe Savery</b>	PHI	MLB	Philadelphia Phillies
<b>Brian Friday</b>	PIT	AAA	Indianapolis IN Indians
<b>Josh Geer</b>	SD	AAA	Tucson AZ Padres
<b>Matt Langwell</b>	CLE	AAA	Columbus Clippers
<b>Jared Gayhart</b>	DET	AA	Erie PA SeaWolves
<b>Brock Holt</b>	PIT	AA	Altoona PA Curve
<b>Danny Lehmann</b>	MIN	AA	New Britain Rock Cats
<b>Lucas Luetge</b>	MIL	AA	Huntsville AL Stars
<b>Aaron Luna</b>	STL	AA	Springfield Cardinals
<b>Bryan Price</b>	CLE	AA	Akron OH Aeros
<b>Josh Rodriguez</b>	PIT	AA	Altoona PA Curve
<b>Craig Stansberry</b>	TOR	AA	New Hampshire Fisher Cats
<b>Cole St.Clair</b>	LAD	AA	Chattanooga TN Lookouts

<b>Ryan Berry</b>	BAL	Hi-A	Frederick Keys
<b>Rick Hague</b>	WAS	Hi-A	Potomac VA Nationals
<b>Mike Ojala</b>	FL	A	Greensboro NC Grasshoppers
<b>Jared Rogers</b>	FL	A	Greensboro NC Grasshoppers
<b>Jimmy Comerota</b>	ARI	SS	Yakima, WA Bears
<b>Tony Cingrani</b>	CIN	R	Billings MT Mustangs
<b>Abe Gonzalez</b>	TOR	R	Burlington Royals
<b>Chad Mozingo</b>	WAS	R	GCL Nationals

Independent Baseball:

**Mark Haynes** (Shreveport-Bossier Captains of the American Association Independent League), **Kyle Gunderson** and **Tyler Henley** (Grand Prairie AirHogs of the American Association Independent League)

*Special thanks to the Rice University Baseball Players Association (RUBPA) for providing the list of Owls who were on major league rosters, as well as professional updates of where the former players finished their respective 2011 season.*





## EXTREME PERFORMANCE TECHNOLOGY

For decades, America's top teams have earned championship after championship with Louisville Slugger's innovative TPX<sup>®</sup> technology. Now we've taken that technology to a totally new level with the BBCOR Certified Z-1000. Check it out at [slugger.com](http://slugger.com) today.



[www.slugger.com](http://www.slugger.com)

© 2012 Hillerich & Bradsby Co., Louisville, KY. All rights reserved. Major League Baseball trademarks and copyrights are used with permission of Major League Baseball Properties, Inc. Visit [MLB.com](http://MLB.com).