

Individual Season Bests



Yards Per Reception

Rk	Player	Year	Rec-Yards	Avg.
1.	Gary Cooper	1988	13-417	32.1
2.	Whitey Jordan	1957	12-369	30.7
3.	Don Kelley	1971	18-505	28.1
4.	Ray Mathews	1948	14-379	27.1
5.	Glenn Smith	1950	22-498	22.6
6.	Joe Pagliei	1955	10-223	22.3
7.	Craig Brantley	1975	22-475	21.6
8.	Joe Blalock	1939	15-322	21.5
9.	Joe Blalock	1940	10-211	21.1
10.	Terry Smith	1993	38-776	20.4

Note: Minimum 10 receptions.

Touchdown Receptions

Rk	Player	Year	GP	Rec.	Yards	Avg.	TD
1.	Aaron Kelly	2007	13	88	1081	12.3	11
2.	Derrick Hamilton	2003	13	62	1026	16.5	10
3.	Perry Tuttle	1981	12	52	833	17.0	8
	Terrence Roulhac	1984	11	26	512	19.7	8
	Tony Horne	1997	12	70	907	13.0	8
6.	Bennie Cunningham	1974	11	24	391	16.3	7
	Glenn Smith	1951	10	39	632	16.2	7
	Rod Gardner	2000	12	58	1050	18.1	7
9.	Glenn Smith	1950	10	22	498	22.6	6
	Terry Smith	1991	12	52	829	15.9	6

Total Touchdowns

Rk	Player	Year	Rush	Rec.	Ret.	TD
1.	Travis Zachery	2000	13	5	0	18
2.	Lester Brown	1978	17	0	0	17
	James Davis	2006	17	0	0	17
4.	Travis Zachery	1999	16	0	0	16
5.	Fred Cone	1950	14	1	0	15
	Emory Smith	1995	14	1	0	15
7.	Cliff Austin	1982	14	0	0	14
8.	Kenny Flowers	1985	13	0	0	13
	Terrence Flagler	1986	10	3	0	13
	Woodrow Dantzler	2000	13	0	0	13

Punting Average

Rk	Player	Year	Punts	Yards	Avg.
1.	Chris Gardocki	1990	58	2580	44.48
2.	David Sims	1979	79	3468	43.76
3.	Dale Hatcher	1984	54	2361	43.72
4.	Dale Hatcher	1983	47	2051	43.56
5.	Banks McFadden	1939	65	2828	43.51
6.	Dale Hatcher	1981	44	1908	43.36
7.	Chris Gardocki	1989	48	2062	42.96
8.	Jimmy Maners	2007	55	2354	42.80
9.	Kevin Laird	1997	67	2865	42.76
10.	Chris Gardocki	1988	45	1924	42.76

Punt Return Yards

Rk	Player	Year	PR	Yards	Avg.
1.	Shad Bryant	1938	27	18.0	487
2.	Don Kelley	1970	24	16.2	389
3.	Derrick Hamilton	2002	35	10.8	377
4.	Darnell Stephens	1991	29	12.5	362
5.	Donnell Woolford	1987	23	15.0	345
6.	Justin Miller	2004	26	13.0	339
7.	Tony Horne	1997	32	10.4	332
8.	Willie Jordan	1977	33	9.1	300
9.	James Lott	1987	24	12.1	290
10.	Joe Don Reames	2000	23	12.2	281

Punt Return Average

Rk	Player	Year	PR	Yards	Avg.
1.	Brian Mance	2000	6	192	32.0
2.	Elmo Lam	1961	8	179	22.4
3.	Joe Pagliei	1954	7	134	19.1
4.	Harry Pavlack	1960	6	112	18.7
5.	Shad Bryant	1938	27	487	18.0
6.	Bobby Gage	1948	12	203	16.9
7.	Jeff Siepe	1971	9	148	16.4
8.	Don Kelley	1970	24	389	16.2
9.	Jackie Calvert	1950	14	225	16.1
10.	Donnell Woolford	1987	23	345	15.0

Note: Minimum five returns.

Kickoff Return Yards

Rk	Player	Year	KOR	Avg.	Yards
1.	Derrick Hamilton	2002	32	21.8	696
2.	Andre Humphrey	1993	29	22.9	663
3.	Justin Miller	2004	20	33.1	661
4.	Brian Mance	2001	25	23.5	588
5.	Terrence Roulhac	1986	18	32.1	578
6.	Bob Bosler	1970	28	20.3	568
7.	C.J. Spiller	2007	19	28.8	547
8.	Willie Scott	1975	26	20.8	541
9.	John Shields	1969	25	21.6	539
10.	Tony Horne	1997	19	28.2	536

Kickoff Return Average

Rk	Player	Year	KOR	Yards	Avg.
1.	Justin Miller	2002	13	456	35.1
2.	Derrick Hamilton	2003	11	380	34.5
3.	Justin Miller	2004	20	661	33.1
4.	Jacoby Ford	2006	13	426	32.8
5.	Terrence Roulhac	1986	18	578	32.1
6.	Derrick Hamilton	2001	15	476	31.7
7.	Doug Thomas	1990	11	333	30.3
8.	Bill Mathis	1959	10	294	29.4
9.	Joe Henderson	1987	14	407	29.1
10.	C.J. Spiller	2007	19	547	28.8

Note: Minimum 10 returns.

Field Goals Made

Rk	Player	Year	Pct.	Att.	Made
1.	Jad Dean	2005	77.4	31	24
2.	Obed Ariri	1980	76.7	30	23
3.	Chris Gardocki	1989	75.9	29	22
	Chris Gardocki	1990	78.6	28	22
	Nelson Welch	1992	78.6	28	22
	Mark Buchholz	2007	61.1	36	22
7.	Chris Gardocki	1988	59.4	32	19
	Nelson Welch	1991	67.9	28	19
9.	Bob Paulling	1983	90.0	20	18
	David Treadwell	1987	81.8	22	18
	Aaron Hunt	2003	69.2	26	18

Field Goals Attempted

Rk	Player	Year	Made	Pct.	Att.
1.	Mark Buchholz	2007	22	61.1	36
2.	Chris Gardocki	1988	19	59.4	32
3.	Jad Dean	2005	24	77.4	31
4.	Obed Ariri	1980	23	76.7	30
5.	Chris Gardocki	1989	22	75.9	29
6.	Chris Gardocki	1990	22	78.6	28
	Nelson Welch	1991	19	67.9	28
	Nelson Welch	1992	22	78.6	28
9.	Aaron Hunt	2003	18	69.2	26
10.	Eddie Seigler	1972	11	44.0	25
	Obed Ariri	1978	14	56.0	25

Extra Points Made

Rk	Player	Year	Att.	Pct.	Made
1.	Mark Buchholz	2007	48	100.0	48
2.	Jad Dean	2006	50	92.0	46
3.	Aaron Hunt	2000	47	95.7	45
4.	Obed Ariri	1978	46	95.7	44
5.	Aaron Hunt	2001	45	97.8	44
6.	Donald Igwebuike	1984	41	100.0	41
	Chris Gardocki	1989	41	100.0	41
8.	Charles Radcliffe	1950	47	80.9	38
	Aaron Hunt	2003	42	90.5	38
10.	Aaron Hunt	2002	38	97.4	37

Extra Points Attempted

Rk	Player	Year	Made	Pct.	Att.
1.	Jad Dean	2006	46	92.0	50
2.	Mark Buchholz	2007	48	100.0	48
3.	Charles Radcliffe	1950	38	80.9	47
	Aaron Hunt	2000	45	95.7	47
5.	Obed Ariri	1978	44	95.7	46
	Aaron Hunt	2001	45	97.8	46
7.	Aaron Hunt	2003	38	90.5	42
8.	Donald Igwebuike	1984	41	100.0	41
	Chris Gardocki	1989	41	100.0	41
10.	Rusty Seyle	1988	35	92.1	38
	Aaron Hunt	2002	37	97.4	38

Kick Scoring

Rk	Player	Year	FG-FGA	PAT	TP
1.	Mark Buchholz	2007	22-36	48-48	114
2.	Chris Gardocki	1989	22-29	41-41	107
3.	Jad Dean	2005	24-31	34-35	106
4.	Chris Gardocki	1990	22-28	30-30	96
5.	Aaron Hunt	2003	18-26	38-42	92
6.	Jad Dean	2006	15-22	46-50	91
7.	Bob Paulling	1983	18-20	36-37	90
8.	Donald Igwebuike	1984	16-17	41-41	89
	Nelson Welch	1992	22-28	23-25	89
10.	Nelson Welch	1991	19-28	31-35	88
	Aaron Hunt	2002	17-22	37-38	88

Scoring


Rk	Player	Year	TD	FG	PAT	TP
1.	Mark Buchholz	2007	---	22	48	114
2.	Travis Zachery	2000	18	---	---	108
3.	Chris Gardocki	1989	---	22	41	107
4.	Jad Dean	2005	---	24	34	106
5.	Lester Brown	1978	17	---	---	102
	James Davis	2006	17	---	---	102
7.	Chris Gardocki	1990	---	22	30	96
	Travis Zachery	1999	16	---	---	96
9.	Fred Cone	1950	15	---	2	92
	Aaron Hunt	2003	---	18	38	92

Interceptions

Rk	Player	Year	Yards	TD	Int.
1.	Robert O'Neal	1989	96	0	8
	Justin Miller	2002	50	0	8
3.	Fred Knoebel	1951	29	0	7
4.	Dennis Smith	1974	47	1	6
	Steve Ryan	1977	67	0	6
	Terry Kinard	1981	31	0	6
	Terry Kinard	1982	3	0	6
	Johnny Rembert	1982	128	1	6
	Dexter Davis	1990	32	1	6
	Brian Dawkins	1995	55	1	6
	Robert Carswell	1999	72	0	6
	Alex Ardley	2000	61	0	6
	Brian Mance	2002	1	0	6

Interception Return Yards

Rk	Player	Year	TD	Int.	Yards
1.	Don Kelley	1970	1	3	156
2.	Rex Varn	1978	1	4	148
3.	Jimmy Quarles	1951	1	4	140
4.	Johnny Rembert	1982	1	6	128
5.	Arlington Nunn	1990	3	3	115
	Leomont Evans	1995	0	4	115
7.	Rex Varn	1977	1	4	109
8.	George Usry	1959	0	3	106
9.	Willie Underwood	1980	1	2	101
10.	Robert O'Neal	1989	0	8	96



Chris Gardocki made 22 field goals in 1989 and 1990 before playing 16 years in the NFL.



Career Leaders

Rushing

Rushing Yards

Rk	Player	Years	Att.	Avg.	TD	Yards
1.	Raymond Priester	1994-97	805	4.93	21	3966
2.	James Davis	2005-07	582	5.38	36	3130
3.	Travis Zachery	1998-01	691	4.43	41	3058
4.	Kenny Flowers	1983-86	590	4.94	26	2914
5.	Terry Allen	1987-89	523	5.31	28	2778
6.	Woodrow Dantzler	1998-01	591	4.67	27	2761
7.	Buddy Gore	1966-68	600	4.29	15	2571
8.	Ray Yauger	1968-70	555	4.39	16	2439
9.	Chuck McSwain	1979-82	483	4.80	23	2320
10.	Stacey Driver	1982-85	476	4.82	15	2293
11.	Ken Callicutt	1973-77	492	4.59	11	2256
12.	Lester Brown	1976-79	505	4.45	31	2228
13.	Rodney Blunt	1989-93	508	4.28	13	2173
14.	Fred Cone	1948-50	466	4.66	30	2172
15.	Terrence Flagler	1982-86	379	5.70	17	2162
16.	Cliff Austin	1978-82	423	5.06	27	2139
17.	Joel Wells	1954-56	383	5.06	16	1937
18.	Ray Mathews	1947-50	331	5.70	20	1886
19.	Ronald Williams	1990-92	326	5.60	13	1824
20.	Joe Henderson	1987-89	356	4.92	16	1752
21.	Steve Fuller	1975-78	535	3.20	22	1737
22.	C.J. Spiller	2006-07	274	6.23	13	1706
23.	Reggie Merriweather	2003-06	331	4.87	20	1612
24.	Wesley McFadden	1985-89	332	4.78	13	1587
25.	Billy Hair	1950-52	321	4.92	15	1579
	Tracy Johnson	1985-88	377	4.19	23	1579

Rushing Touchdowns

Rk	Player	Years	Att.	Yards	TD
1.	Travis Zachery	1998-01	691	3058	41
2.	James Davis	2005-07	582	3130	36
3.	Lester Brown	1976-79	505	2228	31
4.	Fred Cone	1948-50	466	2172	30
5.	Terry Allen	1987-89	523	2778	28
6.	Cliff Austin	1978-82	423	2139	27
	Woodrow Dantzler	1998-01	591	2761	27
8.	Kenny Flowers	1983-86	590	2914	26
9.	Emory Smith	1993-96	358	1568	25
10.	Chuck McSwain	1979-82	483	2320	23
	Tracy Johnson	1985-88	377	1579	23

Rushing Attempts

Rk	Player	Years	Yards	Y/A	Att.
1.	Raymond Priester	1994-97	3966	4.93	805
2.	Travis Zachery	1998-01	3058	4.43	691
3.	Buddy Gore	1966-68	2571	4.29	600
4.	Woodrow Dantzler	1998-01	2761	4.67	591
5.	Kenny Flowers	1983-86	2914	4.94	590
6.	James Davis	2005-07	3130	5.38	582
7.	Ray Yauger	1968-70	2439	4.39	555
8.	Steve Fuller	1975-78	1737	3.20	535
9.	Terry Allen	1987-89	2778	5.31	523
10.	Rodney Blunt	1989-93	2173	4.28	508
11.	Lester Brown	1976-79	2228	4.45	505
12.	Ken Callicutt	1973-77	2256	4.59	492

13.	Chuck McSwain	1979-82	2320	4.80	483
14.	Stacey Driver	1982-85	2292	4.82	476
15.	Fred Cone	1948-50	2172	4.66	466

Passing

Passing Yards


Rk	Player	Years	Att.	Co.	Pct.	Yards
1.	Charlie Whitehurst	2002-05	1368	817	59.7	9665
2.	Woodrow Dantzler	1998-01	796	460	57.8	6037
3.	Nealon Greene	1994-97	805	458	56.9	5719
4.	Rodney Williams	1985-88	717	333	46.4	4647
5.	Steve Fuller	1975-78	554	287	51.8	4359
6.	Tommy Kendrick	1969-71	644	303	47.0	3893
7.	Homer Jordan	1979-82	479	250	52.2	3643
8.	Brandon Streeter	1996-99	519	294	56.6	3504
9.	Mike Eppley	1980-84	449	252	56.1	3354
10.	DeChane Cameron	1988-91	470	257	54.7	3300
11.	Cullen Harper	2005-07	455	297	65.3	3161
12.	Will Proctor	2003-06	338	201	59.5	2634
13.	Jimmy Addison	1965-67	393	202	51.4	2616
14.	Willie Simmons	2000-02	391	204	52.2	2530
15.	Bobby Gage	1945-48	278	123	44.2	2448
16.	Ken Pengitore	1971-73	356	154	43.3	2412
17.	Patrick Sapp	1992-95	365	165	45.2	2278
18.	Harvey White	1957-59	289	145	50.2	2103
19.	Don King	1952-54	318	134	42.1	2077

Passing Attempts

Rk	Player	Years	Co.	Yards	Att.
1.	Charlie Whitehurst	2002-05	817	9665	1368
2.	Nealon Greene	1994-97	458	5719	805
3.	Woodrow Dantzler	1998-01	460	6037	796
4.	Rodney Williams	1985-88	333	4647	717
5.	Tommy Kendrick	1969-71	303	3893	644
6.	Steve Fuller	1975-78	287	4359	554
7.	Brandon Streeter	1996-99	294	3504	519
8.	Homer Jordan	1979-82	250	3643	479
9.	DeChane Cameron	1988-91	257	3300	470
10.	Cullen Harper	2005-07	297	3161	455
11.	Mike Eppley	1980-84	252	3354	449
12.	Jimmy Addison	1965-67	202	2616	393
13.	Willie Simmons	2000-02	204	2530	391
14.	Patrick Sapp	1992-95	165	2278	365
15.	Ken Pengitore	1971-73	154	2412	356

Completions

Rk	Player	Years	Att.	Yards	Co.
1.	Charlie Whitehurst	2002-05	1368	9665	817
2.	Woodrow Dantzler	1998-01	796	6037	460
3.	Nealon Greene	1994-97	805	5719	458
4.	Rodney Williams	1985-88	717	4647	333
5.	Tommy Kendrick	1969-71	644	3893	303
6.	Cullen Harper	2005-07	455	3161	297
7.	Brandon Streeter	1996-99	519	3504	294
8.	Steve Fuller	1975-78	554	4359	287
9.	DeChane Cameron	1988-91	470	3300	257
10.	Mike Eppley	1980-84	449	3354	252



Woodrow Dantzler passed for 6,037 yards and rushed for 2,761 yards from 1998-01.

11.	Homer Jordan	1979-82	479	3643	250
12.	Willie Simmons	2000-02	391	2530	204
13.	Jimmy Addison	1965-67	393	2616	202
14.	Will Proctor	2003-06	338	2634	201
15.	Patrick Sapp	1992-95	365	2278	165

Completion Percentage

Rk	Player	Years	Co.-Att.	Pct.
1.	Cullen Harper	2005-07	297-455	65.3
2.	Charlie Whitehurst	2002-05	817-1368	59.7
3.	Will Proctor	2003-06	201-334	59.5
4.	Woodrow Dantzler	1998-01	460-796	57.8
5.	Nealon Greene	1994-97	458-805	56.9
6.	Chris Morocco	1986-89	89-157	56.7
7.	Brandon Streeter	1996-99	294-519	56.6
8.	Mike Eppley	1980-84	252-449	56.1
9.	DeChane Cameron	1988-91	257-470	54.7
10.	Billy Lott	1977-79	105-198	53.0
11.	Homer Jordan	1979-82	250-479	52.2
12.	Willie Simmons	2000-02	204-391	52.2
13.	Steve Fuller	1975-78	287-554	51.8
14.	Jimmy Addison	1965-67	202-393	51.4
15.	Harvey White	1957-59	145-289	50.2
16.	Mike O'Cain	1974-76	91-182	50.0

Note: Minimum 150 attempts.

Passing Yards Per Attempt

Rk	Player	Years	Att.	Yards	Y/Att.
1.	Bobby Gage	1945-48	278	2448	8.81
2.	Jackie Calvert	1948-50	101	885	8.76
3.	Chris Morocco	1986-89	157	1238	7.89

Pass Efficiency Leaders

Rk	Player	Years	Att.	Co.	Pct.	Int.	Int. Pct.	Yards	Yards/Att.	TD	TD Pct.	Eff.
1.	Cullen Harper	2005-07	455	297	65.3	6	1.32	3161	6.95	29	6.37	142.0
2.	Will Proctor	2003-06	338	201	59.5	11	3.25	2634	7.79	19	5.62	137.0
3.	Woodrow Dantzler	1998-01	796	460	57.8	24	3.02	6037	7.58	41	5.15	132.5
4.	Mark Fellers	1972-74	124	58	46.8	7	5.64	943	7.60	12	9.68	131.3
5.	Chris Morocco	1986-89	157	89	56.7	4	2.55	1238	7.89	6	3.82	130.4
6.	Mike Eppley	1980-84	449	252	56.1	26	5.79	3354	7.47	28	6.23	127.9
7.	Bobby Gage	1945-48	278	123	44.2	27	9.71	2448	8.81	24	8.63	127.3
8.	Nealon Greene	1994-97	805	458	56.9	26	3.22	5719	7.10	35	4.35	124.5
9.	Charlie Whitehurst	2002-05	1368	817	59.7	46	3.36	9665	7.07	49	3.58	124.2
10.	Harvey White	1957-59	289	145	50.2	12	4.15	2103	7.28	18	6.22	123.6
11.	Jackie Calvert	1948-50	101	40	39.6	8	7.92	885	8.76	8	7.92	123.5
12.	Steve Fuller	1975-78	554	287	51.8	21	3.79	4359	7.87	22	3.97	123.4
13.	DeChane Cameron	1988-91	470	257	54.7	15	3.19	3300	7.02	13	2.76	116.4
14.	Homer Jordan	1979-82	479	250	52.2	27	5.63	3643	7.61	15	3.13	115.2
15.	Brandon Streeter	1996-99	519	294	56.6	26	5.00	3504	6.75	17	3.28	114.1

Note: Minimum 100 attempts.

Career Leaders



Rk	Player	Years	Yds	Rec.	Yds/Rec.
4.	Steve Fuller	1975-78	554	4359	7.87
5.	Will Proctor	2003-06	338	2634	7.79
6.	Homer Jordan	1979-82	479	3643	7.61
7.	Mark Fellers	1972-74	124	943	7.60
8.	Woodrow Dantzler	1998-01	796	6037	7.58
9.	Mike Eppley	1980-84	449	3354	7.47
10.	Harvey White	1957-59	289	2103	7.28
11.	Nealon Greene	1994-97	805	5719	7.10
12.	Mike O'Cain	1974-76	182	1291	7.09
13.	Charlie Whitehurst	2002-05	1368	9665	7.07
14.	DeChane Cameron	1988-91	470	3300	7.02
15.	Billy Lott	1977-79	198	1385	7.00

Passing Touchdowns

Rk	Player	Years	Att.	Int.	TD
1.	Charlie Whitehurst	2002-05	1368	46	49
2.	Woodrow Dantzler	1998-01	796	24	41
3.	Nealon Greene	1994-97	805	26	35
4.	Cullen Harper	2005-07	455	6	29
5.	Mike Eppley	1980-84	449	26	28
6.	Bobby Gage	1945-48	278	27	24
	Tommy Kendrick	1969-71	644	42	24
8.	Steve Fuller	1975-78	554	21	22
9.	Will Proctor	2003-06	338	11	19
10.	Harvey White	1957-59	289	12	18
11.	Brandon Streeter	1996-99	519	26	17
12.	Jimmy Addison	1965-67	393	27	16
	Rodney Williams	1985-88	717	27	16
	Willie Simmons	2000-02	383	13	16
15.	Homer Jordan	1979-82	479	27	15
	Billy Hair	1950-52	295	28	15

Interception Avoidance

Rk	Player	Years	Int.-Att.	Pct.
1.	Cullen Harper	2005-07	6-455	1.32
2.	Chris Morocco	1986-89	4-157	2.55
3.	Patrick Sapp	1992-95	10-365	2.74
4.	Woodrow Dantzler	1998-01	24-796	3.02
5.	DeChane Cameron	1988-91	15-470	3.19
6.	Nealon Greene	1994-97	26-805	3.22
7.	Will Proctor	2003-06	11-338	3.25
8.	Willie Simmons	2000-02	13-391	3.32
9.	Charlie Whitehurst	2002-05	46-1368	3.36
10.	Billy Lott	1977-79	7-198	3.53
11.	Rodney Williams	1985-88	27-717	3.77
12.	Steve Fuller	1975-78	21-554	3.79
13.	Randy Anderson	1984-87	6-145	4.14
14.	Harvey White	1957-59	12-289	4.15
15.	Mike O'Cain	1974-76	9-182	4.94

Note: Minimum 100 attempts.

Receiving

Receptions

Rk	Player, Pos.	Years	Yards	Avg.	TD	Rec.
1.	Derrick Hamilton, WR	2001-03	2312	13.8	16	167
2.	Rod Gardner, WR	1997-00	2498	15.0	13	166
3.	Aaron Kelly, WR	2005-07	2011	12.2	16	165
4.	Terry Smith, WR	1990-93	2681	16.5	15	162
5.	Perry Tuttle, WR	1978-81	2534	16.9	17	150
6.	Kevin Youngblood, WR	2000-03	1713	12.1	6	142
7.	Chansi Stuckey, WR	2003-06	1760	12.5	7	141
8.	Jerry Butler, WR	1975-78	2223	16.0	11	139
9.	Brian Wofford, WR	1996-99	1857	13.5	13	138
	Airese Currie, WR	2001-04	2030	14.7	10	138
11.	Tony Horne, WR	1994-97	1750	14.6	13	120
12.	Phil Rogers, WR	1965-67	1469	13.9	5	106
13.	Travis Zachery, TB	1998-01	1057	10.1	9	105
14.	Mal Lawyer, WR	1996-99	1255	12.7	9	99
15.	Tyler Grisham, WR	2005-07	1018	10.7	7	95
16.	John McMakin, TE	1969-71	1255	13.5	12	93
17.	Terrance Roulhac, WR	1983-86	1487	16.2	16	92
18.	Glenn Smith, TE	1949-51	1576	17.9	18	88
19.	Ray Williams, WR	1983-86	1290	15.0	6	86
20.	J.J. McKevey, WR	1999-02	1277	15.2	8	84
21.	Gary Cooper, WR	1985-89	1592	20.2	11	79
22.	Keith Jennings, WR	1985-88	1117	14.3	2	78
23.	Antwan Wyatt, WR	1993-95	972	12.8	6	76
24.	Curtis Baham, WR	2002-05	929	13.3	7	70
25.	Charlie Waters, WR	1967-69	1196	17.1	4	68

Receiving Yards

Rk	Player, Pos.	Years	Rec.	Yards
1.	Terry Smith, WR	1990-93	162	2681
2.	Perry Tuttle, WR	1978-81	150	2534
3.	Rod Gardner, WR	1997-00	166	2498
4.	Derrick Hamilton, WR	2001-03	167	2312
5.	Jerry Butler, WR	1975-78	139	2223
6.	Airese Currie, WR	2001-04	138	2030
7.	Aaron Kelly, WR	2005-07	165	2011
8.	Brian Wofford, WR	1996-99	138	1857
9.	Chansi Stuckey, WR	2003-06	141	1760
10.	Tony Horne, WR	1994-97	120	1750
11.	Kevin Youngblood, WR	2000-03	142	1713
12.	Gary Cooper, WR	1985-89	79	1592
13.	Glenn Smith, TE	1949-51	88	1576
14.	Terrance Roulhac, WR	1983-86	92	1487
15.	Phil Rogers, WR	1965-67	106	1469
16.	Ray Williams, WR	1983-86	86	1290
17.	J.J. McKevey, WR	1999-02	84	1277
18.	John McMakin, TE	1969-71	93	1255
	Mal Lawyer, WR	1996-99	99	1255
20.	Charlie Waters, WR	1967-69	68	1166
21.	Keith Jennings, WR	1985-88	78	1117
22.	Brennis Zachery, TB	1998-01	105	1057
23.	Bennie Cunningham, TE	1972-75	69	1044
24.	Tyler Grisham, WR	2005-07	95	1018
25.	Antwan Wyatt, WR	1993-95	76	972

Receiving Touchdowns

Rk	Player, Pos.	Years	TD
1.	Glenn Smith, TE	1949-51	18
2.	Perry Tuttle, WR	1978-81	17
3.	Terrance Roulhac, WR	1983-86	16
	Derrick Hamilton, WR	2001-03	16
	Aaron Kelly, WR	2005-07	16
6.	Terry Smith, WR	1990-93	15
7.	Tony Horne, WR	1994-97	13
	Brian Wofford, WR	1996-99	13
	Rod Gardner, WR	1997-00	13
10.	John McMakin, TE	1969-71	12

Yards Per Reception

Rk	Player, Pos.	Years	Rec.	Yards	Y/Rec.
1.	Joe Blalock, TE	1939-41	38	773	20.34
2.	Gary Cooper, FLK	1985-89	79	1592	20.15
3.	Frank Magwood, WR	1979-82	51	920	18.04
4.	Glenn Smith, TE	1949-51	88	1576	17.91
5.	Eddis Freeman, TE	1943-46	37	655	17.70
6.	Dwight Clark, WR	1975-78	33	571	17.30
7.	Bill Mathis, TB	1957-59	35	602	17.20
8.	Charlie Waters, WR	1967-69	68	1166	17.15
9.	Perry Tuttle, WR	1978-81	150	2534	16.89
10.	Terry Smith, WR	1990-93	162	2681	16.55
11.	Wayne Bell, TE	1964-66	54	883	16.35
12.	Joey Walters, WR	1974-76	59	963	16.32



Jerry Butler caught 139 passes from 1975-78.

Touchdown Responsibility

Rk	Name	Years	Rush	Pass	* Tot	
1.	Woodrow Dantzler	1998-01	27	41	0	68
2.	Charlie Whitehurst	2002-05	10	49	0	59
3.	Travis Zachery	1998-01	41	0	9	50
4.	Steve Fuller	1975-78	22	22	0	44
5.	Nealon Greene	1994-97	8	35	0	43
6.	Ray Mathews	1947-50	20	11	8	39
7.	James Davis	2005-07	36	0	2	38
8.	Bobby Gage	1945-48	8	24	3	35
9.	Mike Eppley	1980-84	5	28	0	33
10.	Lester Brown	1976-79	31	0	1	32
	Cullen Harper	2005-07	3	29	0	32

* - includes punt returns, kickoff returns, pass receiving, interception returns, and fumble returns

13.	Bennie Cunningham, TE	1972-75	64	1044	16.31
14.	Terrance Roulhac, WR	1983-86	92	1487	16.16
15.	Jerry Butler, WR	1975-78	139	2223	15.99

Note: Minimum 30 receptions.

Total Offense Yards

Rk	Player	Years	Plays	Rush	Pass	Total
1.	Charlie Whitehurst	2002-05	1634	98	9665	9763
2.	Woodrow Dantzler	1998-01	1587	2761	6037	8798
3.	Nealon Greene	1994-97	1158	1067	5719	6786
4.	Steve Fuller	1975-78	1089	1737	4359	6096
5.	Rodney Williams	1985-88	1024	863	4647	5510
6.	Homer Jordan	1979-82	859	971	3643	4614
7.	DeChane Cameron	1988-91	765	926	3300	4226
8.	Raymond Priestler	1994-97	805	3966	0	3966
9.	Bobby Gage	1945-48	594	1309	2448	3757
10.	Mike Eppley	1980-84	614	398	3354	3752
11.	Brandon Streeter	1996-99	610	52	3504	3556
12.	Billy Hair	1950-52	616	1579	1885	3464
13.	Tommy Kendrick	1969-71	794	-484	3893	3409
14.	Ken Pengineore	1971-73	703	898	2412	3310
15.	James Davis	2005-07	582	3130	0	3130
16.	Cullen Harper	2005-07	532	-73	3161	3088
17.	Travis Zachery	1998-01	692	3058	0	3058
18.	Kenny Flowers	1983-86	590	2914	0	2914
19.	Terry Allen	1987-89	525	2778	66	2844
20.	Ray Mathews	1947-50	449	1886	907	2793

Scoring

Rk	Player, Pos.	Years	TD	PAT	FGA	TP
1.	Aaron Hunt, PK	2000-03	0	164-172	55-76	329
2.	Nelson Welch, PK	1991-94	0	85-92	72-102	301
3.	Travis Zachery, TB	1998-01	50	---	---	300
4.	Obed Ariri, PK	1977-80	0	99-103	63-97	288
5.	Chris Gardocki, PK	1988-90	0	72-72	63-89	261
6.	Jad Dean, PK	2003-06	0	97-103	51-68	250
7.	David Treadwell, PK	1985-87	0	92-93	47-66	233
8.	James Davis, RB	2005-07	38	---	---	228
9.	Bob Paulling, PK	1979-83	0	107-109	34-41	209
10.	Lester Brown, RB	1976-79	32	---	---	192
11.	Fred Cone, RB	1948-50	31	3-4	---	189
12.	Ray Mathews, RB	1947-50	28	---	---	168
	Kenny Flowers, RB	1983-86	28	---	---	168
	Terry Allen, RB	1987-89	28	---	---	168
15.	Cliff Austin, RB	1978-82	27	---	---	162
	Woodrow Dantzler, QB	1998-01	27	---	---	162
17.	Emory Smith, FB	1993-96	26	---	---	156
18.	Ray Yauger, RB	1968-70	23	*2	---	140
19.	Donald Igwebuike, PK	1981-84	0	41-41	32-43	139
20.	Chuck McSwain, RB	1979-82	23	---	---	138
	Tracy Johnson, RB	1985-88	23	---	---	138
22.	Raymond Priestler, RB	1994-97	22	*4	---	136
23.	Eddie Seigler, PK	1970-72	0	44-46	30-60	134
	Steve Fuller, QB	1975-78	22	*2	---	134
	Terrance Flagler, RB	1983-86	22	*2	---	134

* - total two-point conversion points

Interceptions

Rk	Player, Pos.	Years	Yards	Avg.	TD	Int.
1.	Terry Kinard, FS	1978-82	147	8.6	0	17
2.	Fred Knoebel, DB	1950-52	122	8.1	0	15
3.	Justin					



Career Leaders

Robert O'Neal, FS	1989-92	119	9.9	0	12
Alex Ardley, CB	1998-00	151	12.6	1	12
Brian Mance, CB	1999-02	73	6.1	0	12
8. Pete Cook, CB	1950-52	129	11.7	0	11
Brian Dawkins, SS	1992-95	101	9.2	1	11
Peter Ford, CB	1993-96	138	12.5	1	11

Interception Return Yards

Rk Player, Pos.	Years	Int.	Avg.	Yards
1. Rex Varn, FS	1976-79	10	27.5	275
2. Antwan Edwards, DB	1995-98	8	24.4	195
3. Don Kelley, DB	1969-71	6	29.7	178
4. Alex Ardley, CB	1998-00	12	12.6	151
5. Terry Kinard, FS	1978-82	17	8.6	147
6. Johnny Rember, LB	1981,82	8	17.9	143
7. Peter Ford, CB	1993-96	11	12.5	138
8. Michael Hamlin, S	2005-07	8	16.5	132
9. Ray Matthews, DB	1947-50	10	13.1	131
Jamaal Fudge, S	2002-05	10	13.1	131

Takeaway Return Yards

Rk Player	Years	IR	FR	Total
1. Antwan Edwards	1995-98	8-195	2-104	10-299
2. Rex Varn	1976-79	10-275		10-275
3. Don Kelley	1969-71	6-178		6-178
4. Alex Ardley	1998-00	12-151		12-151
5. Rahim Abdullah	1996-98	2-67	2-83	4-150
6. Terry Kinard	1978-82	17-147		17-147
7. Johnny Rember	1981,82	8-143		8-143
8. Peter Ford	1993-96	11-138		11-138
9. Leomont Evans	1992-95	5-115	1-20	11-135
10. Michael Hamlin	2005-07	8-132		8-132

Starts

Rk Player, Pos.	Years	Starts
1. Eric Harmon, OG	1987-90	47
Jim Bundren, OT	1994-97	47
Glenn Rountree, OG	1994-97	47
Aaron Hunt, PK	2000-03	47
5. Nelson Welch, PK	1991-94	46
Cole Chason, P	2003-06	46
7. Jeb Flesch, OG	1988-91	45
8. Rodney Williams, QB	1985-88	44
Barry Richardson, OT	2004-07	44
10. Obed Ariri, PK	1977-80	43
Dale Hatcher, P	1981-84	43
Levon Kirkland, OLB	1988-91	43

Starts By Position

Position	Player	Years	Starts
TE:	Bennie Cunningham	1972-75	33
OT:	Jim Bundren	1994-97	47
OG:	Eric Harmon	1987-90	47
	Glenn Rountree	1994-97	47
C:	Jeff Bak	1985-88	36
	Kyle Young	1998-01	36
WR:	Terry Smith	1990-93	42
QB:	Rodney Williams	1985-88	44
RB:	Raymond Priester	1994-97	42
PK:	Aaron Hunt	2000-03	47



Center Kyle Young played a Tiger-record 3,097 snaps between 1998-01.

All-Purpose Yards

Rk Player, Pos.	Years	Rush	Rec.	KOR	PR	Total
1. Derrick Hamilton, WR	2001-03	358	2312	1552	618	4839
2. Travis Zachery, TB	1998-01	3058	1057	---	276	4391
3. Raymond Priester, RB	1994-97	3966	316	---	---	4282
4. James Davis, RB	2005-07	3130	318	13	---	3461
5. Buddy Gore, TB	1966-68	2571	65	637	---	3273
6. Kenny Flowers, TB	1983-86	2914	192	40	---	3146
7. C.J. Spiller, RB	2006,07	1706	481	781	170	3138
8. Ray Mathews, WB	1947-50	1886	650	294	298	3128
9. Terry Allen, TB	1987-89	2778	243	80	---	3101
10. Ray Yauger, TB	1968-70	2439	328	177	---	2944
11. Perry Tuttle, WR	1978-81	103	2534	266	---	2903
12. Tony Horne, WR	1994-97	7	1750	795	332	2884
13. Woodrow Dantzler, QB	1998-01	2761	5	---	---	2766
14. Ray Williams, WR	1983-86	118	1290	1350	---	2758
15. Terry Smith, WR	1990-93	34	2681	---	---	2715

Defense

DE/OLB:	43 by Levon Kirkland, 1988-91
DT:	40 by Jim Stuckey, 1976-79
MG:	37 by Carlos Curry, 1992-95
ILB:	42 by Bubba Brown, 1976-79
SS:	37 by Gene Beasley, 1985-88
FS:	42 by James Lott, 1986-89
CB:	35 by Donnell Woolford, 1985-88
	35 by Alex Ardley, 1998-00
P:	46 by Cole Chason, 2003-06

Games

Rk Player, Pos.	Years	Games
1. Gregory Walker, OT	2000-03	50
2. J.J. McKelvey, WR	1999-02	49
Bryant McNeal, DE	1999-02	49
Eric Meekins, FS	1999-02	49
Aaron Hunt, PK	2000-03	49
John Leake, LB	2000-03	49
Khaleed Vaughn, LB	2000-03	49
Maurice Fountain, DE	2001-04	49
David Dunham, LB	2002-05	49
Jamaal Fudge, S	2002-05	49
Tye Hill, CB/TB	2002-05	49
Cole Chason, P	2003-06	49
Jad Dean, PK	2003-06	49
Barry Richardson, OT	2004-07	49

Snaps

Rk Player, Pos.	Years	Snaps
1. Kyle Young, C	1998-01	3097
2. Glenn Rountree, OG	1994-97	3048
3. Charlie Whitehurst, QB	2002-05	2875
4. Eric Harmon, OG	1987-90	2870
5. Barry Richardson, OT	2004-07	2778
6. Jim Bundren, OT	1994-97	2772
7. Robert Carswell, FS	1997-00	2760
8. Jeb Flesch, OG	1988-91	2657
9. T.J. Watkins, OG/TE	1998-01	2655
10. Nealon Greene, QB	1994-97	2607
11. Robert O'Neal, FS	1989-92	2547
12. Stacy Seegars, OG	1990-93	2457
13. Jamaal Fudge, S	2002-05	2411
14. Cedric Johnson, OG	2001-04	2355
15. Chad Carson, LB	1998-01	2353

Special Teams

Punt Return Yards

Rk Player	Years	PR	Avg.	TD	Yards
1. Shad Bryant	1937-39	65	12.0	1	779
2. Donnell Woolford	1985-88	78	9.6	2	754
3. James Lott	1986-89	71	9.6	0	683
4. Don Kelley	1969-71	56	11.3	2	632
5. Derrick Hamilton	2001-03	68	9.1	0	618
6. Willie Jordan	1975-78	54	10.5	0	569
7. Billy Davis	1980-83	87	6.4	0	555
8. Darnell Stephens	1991-93	44	10.5	1	463
9. Steak Lawton	1934-36	26	17.5	2	456
10. Richie Luzzi	1966-68	56	7.9	1	441

Kickoff Return Yards

Rk Player	Years	KOR	Avg.	TD	Yards
1. Derrick Hamilton	2001-03	58	26.8	2	1552
2. Justin Miller	2002-04	50	30.7	3	1534
3. Andre Humphrey	1992-95	68	21.9	0	1486
4. Ray Williams	1983-86	66	20.5	0	1350
5. Terrence Roulhac	1983-86	42	26.4	0	1108
6. Warren Ratchford	1974-78	44	22.0	0	848
7. Joe Henderson	1987-89	30	27.6	1	802
8. Tony Horne	1994-97	30	26.5	0	795
9. C.J. Spiller	2006,07	32	24.4	2	781
10. William Scott	1974,75	36	20.1	0	723

Kick Scoring

Rk Player	Years	Points
1. Aaron Hunt	2000-03	329
2. Nelson Welch	1991-94	301
3. Obed Ariri	1977-80	288
4. Chris Gardocki	1988-90	261
5. Jad Dean	2003-06	250
6. David Treadwell	1985-87	233
7. Bob Paulling	1979-83	209
8. Donald Igwebuike	1981-84	139
9. Eddie Seigler	1970-72	134

Field Goals Made

Rk Player	Years	FG
1. Nelson Welch	1991-94	72
2. Obed Ariri	1977-80	63
Chris Gardocki	1988-90	63
4. Aaron Hunt	2000-03	55
5. Jad Dean	2003-06	51
6. David Treadwell	1985-87	47
7. Bob Paulling	1979-83	34
8. Donald Igwebuike	1981-84	32
9. Eddie Seigler	1970-72	30

PATs

Rk Player	Years	PAT
1. Aaron Hunt	2000-03	164
2. Bob Paulling	1979-83	107
3. Obed Ariri	1977-80	99
4. Jad Dean	2003-06	97
5. David Treadwell	1985-87	92
6. Nelson Welch	1991-94	85
7. Charles Radcliff	1950-52	72
Chris Gardocki	1988-90	72

Punting Average

Rk Player	Years	Punts	Yards	Avg.
1. Chris Gardocki	1988-90	151	6566	43.48
2. Dale Hatcher	1981-84	191	8191	42.99
3. Jimmy Maners	2006,07	56	2396	42.79
4. Banks McFadden	1937-39	94	3967	42.20
5. David Sims	1977-80	197	8126	41.25
6. Mitch Tyner	1973,74	127	5201	40.95
7. Jack Anderson	1968-70	56	2276	40.64
8. Chris McInally	1993-95	73	2946	40.36
9. Andy Newell	1984,85	59	2378	40.31
10. Kevin Laird	1995-98	220	8815	40.07

Note: Minimum 50 punts.

Individual Defensive Records



Tackles

Game: 27, Keith Adams vs. South Carolina, 1999
Season: 186, Keith Adams, 1999
Career: 515, Bubba Brown, 1976-79

First Hits

Game: 18, Keith Adams vs. South Carolina, 1999
Season: 119, Jeff Davis, 1981; Keith Adams, 1999
Career: 295, Jeff Davis, 1978-81

Tackles By a Lineman

Game: 21, Willie Anderson vs. South Carolina, 1974
Season: 114, Mark Heniford, 1977
Career: 314, Jim Stuckey, 1976-79

Tackles By a Defensive Back

Game: 20, Charles Hafley vs. Maryland, 2001; Jamaal Fudge vs. Virginia, 2003
Season: 129, Robert Carswell, 1999
Career: 372, Robert Carswell, 1997-00

Tackles For Loss


Game: 6, Keith Adams vs. Duke, 1999
Season: 35, Keith Adams, 1999
Career: 61, Michael Dean Perry, 1984-87

Pass Breakups

Game: 5, Perry Williams vs. Virginia Tech, 1985
Season: 21, Tye Hill, 2004
Career: 44, Donnell Woolford, 1985-88

Pass Breakups By Defensive Lineman/End

Game: 2, many
Season: 9, Gaines Adams, 2005
Career: 23, Levon Kirkland, 1988-91



Willie Anderson had 21 tackles against South Carolina in 1974. It was the most tackles by a Clemson defensive lineman in history.

Passes Defended

Game: 5, Perry Williams vs. Virginia Tech, 1985
Season: 21, Dextra Polite, 1999; Tye Hill, 2004
Career: 54, Donnell Woolford, 1985-88

Sacks

Game: 4, Keith Adams vs. Duke, 1999
Season: 16, Keith Adams, 1999
Career: 28, Michael Dean Perry, 1984-87
 28, Gaines Adams, 2003-06

Caused Fumbles

Game: 2, many
Season: 4, many
Career: 10, Jeff Davis, 1978-81
 10, Ed McDaniel, 1988-91

Recovered Fumbles

Game: 2, Ron Scrudato vs. Furman, 1959; Jimmy King vs. Rice, 1959; Bob Coleman vs. South Carolina, 1960; Ronnie Kitchens vs. Maryland, 1969; B.B. Elvington vs. Wake Forest, 1970; Willie Anderson vs. Duke, 1974; Dennis Smith vs. North Carolina, 1975; Randy Scott vs. Duke, 1978; Jim Scott vs. Boston College, 1983; Henry Walls vs. Duke, 1985; Gene Beasley vs. Furman, 1988; Levon Kirkland vs. Georgia Tech, 1989; Tyron Mouzon vs. South Carolina, 1989; Kelton Dunican vs. Virginia, 1996; **Dorell Scott vs. Temple, 2005**
Season: 4, Ronnie Ducworth, 1968; B.B. Elvington, 1970; Jeff Davis, 1981; William Devane, 1983
Career: 8, Jeff Davis, 1977-81

Fumble Return Yards

Game: 93, Antwan Edwards at Virginia, 1998
Season: 104, Antwan Edwards, 1998
Career: 104, Antwan Edwards, 1995-98

Interceptions

Game: 3, Kit Jackson vs. Wake Forest, 1965; Leomont Evans vs. N.C. State, 1995; Brian Dawkins vs. Duke, 1995; Alex Ardley vs. Maryland, 2000
Season: 8, Robert O'Neal, 1989; Justin Miller, 2002
Career: 17, Terry Kinard, 1978-82

Interception Return Yards

Game: 101, Willie Underwood vs. South Carolina, 1980 (2 IR)
Season: 156, Don Kelley, 1970 (3 IR)
Career: 275, Rex Varn, 1976-79 (10 IR)

Takeaways

Game: 3, Kit Jackson vs. Wake Forest, 1965 (3 IR); Dennis Smith vs. North Carolina, 1975 (1 IR, 2 RF); Leomont Evans vs. N.C. State, 1995 (3 IR); Brian Dawkins vs. Duke, 1995 (3 IR); Randy Scott vs. Duke, 1978 (1 IR, 2 RF); Andre Carter vs. Virginia, 1994 (2 IR, 1 RF); Brian Mance vs. Missouri, 2000 (2 IR, 1 RF); Alex Ardley vs. Maryland, 2000 (3 IR)
Season: 9, Robert O'Neal, 1989 (8 IR, 1 FR)
Career: 19, Terry Kinard, 1978-82 (17 IR, 2 FR)

Single-Game Tackle Bests

Rk	Player, Pos.	Opponent	Year	Tac.
1.	Keith Adams, LB	South Carolina	1999	27
2.	Jeff Davis, LB	North Carolina	1980	24
3.	Chad Carson, LB	Wake Forest	2001	23
4.	Bubba Brown, LB	Ohio State	1978	22
	Bubba Brown, LB	N.C. State	1979	22
	Jeff Davis, LB	Maryland	1980	22
	Chad Carson, LB	Georgia Tech	2000	22
8.	Willie Anderson, MG	South Carolina	1974	21
	Henry Walls, LB	Georgia Tech	1985	21
	John Leake, LB	Maryland	2002	21
11.	Jeff Davis, LB	Tulane	1981	20
	Henry Walls, LB	Boston College	1983	20
	Tim Jones, LB	Duke	1994	20
	Anthony Simmons, LB	South Carolina	1996	20
	Charles Hafley, FS	Maryland	2001	20
	Jamaal Fudge, ROV	Virginia	2003	20


Return Yards on Takeaways

Game: 101, Willie Underwood vs. South Carolina, 1980
Season: 160, Antwan Edwards, 1998
Career: 299, Antwan Edwards, 1995-98

Special Teams Tackles*

Game: 7, Chad Speck vs. Georgia Tech, 1999
Season: 26, Rodney Thomas, 2000
Career: 47, Chad Speck, 1997-00

* - since 1986 (all other stats are from 1976-07)



In four seasons from 2003-06, Gaines Adams tied the school record with 28 career sacks.

Longest Offensive Drives

PL	Date	Plays		Opponent
		W-L	Score	
20	10-7-1978	W	38-7	Virginia Tech
19	9-22-1979	W	12-7	Georgia
19	10-12-2002	L	17-22	Virginia
19	11-19-2005	W	13-9	South Carolina
19	9-29-2007	L	3-13	Georgia Tech
18	9-26-1992	L	16-20	Georgia Tech
18	11-7-1992	W	40-7	North Carolina
18	10-7-1989	W	34-20	Virginia
18	11-20-1987	L	7-20	South Carolina
18	10-18-1986	W	35-3	Duke
18	12-31-1993	W	14-13	Kentucky
18	1-1-1959	L	0-7	Louisiana State
18	9-5-1998	W	33-0	Furman
18	9-29-2001	W ^(OT)	47-44	Georgia Tech

Time	Date	Time		Opponent
		W-L	Score	
9:47	9-10-2005	W	28-24	Maryland
9:45	9-23-2006	W	52-7	North Carolina
9:34	11-7-1992	W	40-7	North Carolina
8:49	9-5-1998	W	33-0	Furman
8:48	9-26-1992	L	16-20	Georgia Tech
8:47	11-20-1987	L	7-20	South Carolina
8:39	10-7-1978	W	38-7	Virginia Tech
8:15	10-28-1995	W	24-3	Georgia Tech
8:13	11-21-1959	W	33-31	Wake Forest
8:13	9-9-2000	W	62-9	Missouri
8:11	9-19-1970	W	27-17	Virginia
8:09	11-2-1996	W	35-3	Maryland
8:00	10-7-1989	W	34-20	Virginia

Yards	Date	Yardage		Opponent
		W-L	Score	
99	9-17-1988	L	21-24	Florida State
99	10-24-1998	L	23-28	Duke
98	12-31-1993	W	14-13	Kentucky
97	11-16-1974	W	28-9	Virginia
97	10-14-2000	W	35-14	Maryland
97	9-30-2006	W	51-0	Louisiana Tech
96	11-17-2001	L	15-20	South Carolina
96	9-3-2005	W	25-24	Texas A&M
96	10-7-2006	W	27-17	Wake Forest
96	10-7-2006	W	27-17	Wake Forest
95	10-2-1982	W	24-6	Kentucky
95	9-7-1995	W	19-3	Furman
95	9-28-1996	W	21-10	Wake Forest



Yearly Defensive Leaders

Tackles

Year	Player, Pos.	Tac.
1976	Randy Scott, LB	130
1977	Randy Scott, LB	133
1978	Bubba Brown, LB	170
1979	Bubba Brown, LB	150
1980	Jeff Davis, LB	160
1981	Jeff Davis, LB	175
1982	Terry Kinard, FS	89
1983	Henry Walls, LB	93
1984	William Perry, MG	100
1985	Henry Walls, LB	153
1986	Norman Haynes, LB	74
1987	James Earle, OLB	79
1988	Ed McDaniel, LB	104
1989	Doug Brewster, LB	100
1990	Ed McDaniel, LB	109
1991	Ed McDaniel, LB	114
1992	Tim Jones, LB	89
1993	Tim Jones, LB	109
1994	Tim Jones, LB	118
1995	Anthony Simmons, LB	150
1996	Anthony Simmons, LB	178
1997	Anthony Simmons, LB	158
1998	Chris Jones, LB	128
1999	Keith Adams, LB	186
2000	Chad Carson, LB	156
2001	Chad Carson, LB	137
2002	John Leake, LB	169
2003	Leroy Hill, LB	145
2004	Leroy Hill, LB	106
2005	Anthony Waters, LB	109
2006	Nick Watkins, LB	116
2007	Nick Watkins, LB	118

Tackles For Loss

Year	Player, Pos.	TFL
1976	Randy Scott, LB	12
1977	Randy Scott, LB	18
1978	Randy Scott, LB	11
1979	Jim Stuckey, DT	20
1980	Steve Durham, DT	8
1981	Jeff Bryant, DT	19
1982	Edgar Pickett, DE	10
1983	William Perry, MG	15
1984	William Perry, MG	27
1985	Steve Berlin, DT	9
1986	Michael Dean Perry, DT	15
1987	Michael Dean Perry, DT	24
1988	Mark Drag, MG	12
1989	Chester McGlockton, DT	10
	Wayne Simmons, OLB	10
1990	Rob Bodine, MG	14
1991	Rob Bodine, MG	27
1992	Brentson Buckner, DT	18
1993	Brentson Buckner, DT	14
1994	Darnell Stephens, OLB	13
	Wardell Rouse, OLB	13
1995	Anthony Simmons, LB	11
1996	Trevor Pryce, DT	20
1997	Anthony Simmons, LB	25
1998	Rahim Abdullah, OLB	15
	Adrian Dingle, DE	15
1999	Keith Adams, LB	35
2000	Keith Adams, LB	19
2001	Bryant McNeal, DE	12
2002	Bryant McNeal, DE	14
2003	Leroy Hill, LB	27
2004	Leroy Hill, LB	19
2005	Gaines Adams, DE	15
2006	Gaines Adams, DE	17.5
2007	Phillip Merling, DE	17

Sacks

Year	Player, Pos.	Sacks-Yards
1977	Archie Reese, DT	8
1978	Jonathan Brooks, DE	6
1979	Jim Stuckey, DT	10
1980	Steve Durham, DT	6-44
1981	Jeff Bryant, DT	8-61
1982	Jim Scott, DT	6-44



Jeff Davis led the Tigers in tackles in 1980 (160) and 1981 (175).

1983	William Perry, MG	6-40
1984	William Perry, MG	10-68
1985	Steve Berlin, DT	3-26
1986	Michael Dean Perry, DT	9-60
1987	Michael Dean Perry, DT	10-86
1988	Jesse Hatcher, OLB	7.5-58
1989	Chester McGlockton, DT	7-46
1990	Vance Hammond, DT	8.5-63
1991	Rob Bodine, MG	7.5-62
1992	Ashley Sheppard, OLB	8.5-67
1993	Brentson Buckner, DT	6.5-42
1994	Darnell Stephens, OLB	8-54
1995	Patrick Sapp, OLB	5.5-33
1996	Trevor Pryce, DT	7.5-79
1997	Anthony Simmons, LB	8-57
1998	Adrian Dingle, DE	10.5-64
1999	Keith Adams, LB	16-122
2000	Keith Adams, LB	7-74
	Nick Eason, DT	7-63
2001	Bryant McNeal, DE	8-51
2002	Bryant McNeal, DE	9-63
2003	Leroy Hill, LB	8-57
2004	Leroy Hill, LB	8-66
2005	Gaines Adams, DE	9.5-64
2006	Gaines Adams, DE	12.5-87
2007	Phillip Merling, DE	7-50

Pass Breakups

Year	Player, Pos.	PBU
1977	Mark Heniford, DE	7
1978	Steve Ryan, CB	5
1979	Eddie Geathers, CB	6
1980	Willie Underwood, SS	8
1981	Hollis Hall, CB	11
1982	Terry Kinard, FS	12
1983	Rod McSwain, CB	11
1984	Ty Davis, CB	15
1985	Delton Hall, CB	15
1986	Delton Hall, CB	14
1987	Donnell Woolford, CB	15
1988	Donnell Woolford, CB	15
1989	Jerome Henderson, CB	14
1990	Dexter Davis, CB	9
1991	Robert O'Neal, FS	11
1992	Robert O'Neal, FS	9
1993	Brian Dawkins, SS	10
1994	Dexter McCleon, CB	7
1995	Dexter McCleon, CB	13
1996	Andy Ford, CB	6
	Dexter McCleon, CB	6
1997	Antwan Edwards, DB	15
1998	Antwan Edwards, DB	14
1999	Dextra Polite, CB	17
2000	Darrel Crutchfield, CB	9
2001	Charles Hafley, SS	10
2002	Brian Mance, CB	11
2003	Justin Miller, CB	13
2004	Tye Hill, CB	21

2005	Gaines Adams, DE	9
2006	Chris Clemons, S	8
2007	Chris Chancellor, CB	9

Passes Defended

Year	Player, Pos.	Int.	PBU	PD
1977	Steve Ryan, CB	6	4	10
1978	Steve Ryan, CB	4	5	9
1979	Eddie Geathers, CB	3	6	9
1980	Willie Underwood, SS	2	8	10
1981	Hollis Hall, CB	5	11	16
1982	Terry Kinard, FS	6	12	18
1983	Rod McSwain	2	11	13
1984	Ty Davis, CB	2	15	17
1985	Delton Hall, CB	1	15	16
1986	Delton Hall, CB	4	14	18
1987	Donnell Woolford, CB	5	15	20
1988	Donnell Woolford, CB	1	15	16
1989	Robert O'Neal, FS	8	9	17
1990	Dexter Davis, CB	6	9	15
1991	Robert O'Neal, FS	2	11	13
1992	Robert O'Neal, FS	2	9	11
1993	Brian Dawkins, SS	6	9	15
1994	Dexter McCleon, CB	4	8	12
1995	Brian Dawkins, SS	6	9	15
	Dexter McCleon, CB	2	13	15
1996	many (3)	--	--	6
1997	Antwan Edwards, CB	4	15	19
1998	Antwan Edwards, CB	2	14	16
1999	Dextra Polite, CB	4	17	21
2000	Alex Ardley, CB	6	7	13
2001	Charles Hafley, SS	4	10	14
2002	Brian Mance, CB	6	11	17
	Justin Miller, CB	8	9	17
2003	Justin Miller, CB	2	13	15
2004	Tye Hill, CB	0	21	21
2005	Tye Hill, CB	3	7	10
2006	Chris Clemons, S	1	8	9
2007	Chris Chancellor, CB	4	9	13

Takeaways

Year	Player, Pos.	Int.	RF	Tot.
1961	Wendell Black, DB	0	3	3
1962	Rodney Rogers, DB	3	1	4
1963	Jimmy Bell, DB	3	0	3
	Walter Cox, DL	1	2	3
1964	Jimmy Bell, DB	5	0	5
	Richard Cooper, LB	3	2	5
1965	Kit Jackson, DB	4	2	6
1966	Phil Marion, DB	4	1	5
1967	Jimmy Carter, LB	2	1	3
1968	Bob Craig, DB	3	1	4
	Ronnie Ducworth, DE	0	4	4
1969	Bob Craig, DB	3	1	4
1970	many (4)	--	--	4
1971	Bobby Johnson, DB	4	3	7
1972	Jeff Siepe, DB	3	1	4
	Jeff Stocks, DE	1	3	4
1973	Lynn Carson, DB	5	1	6
1974	Dennis Smith, DB	6	0	6
1975	Dennis Smith, DB	1	3	4
1976	Randy Scott, LB	2	2	4
1977	Steve Ryan, CB	6	0	6
1978	Steve Ryan, CB	4	2	6
1979	Jeff Davis, ILB	3	2	5
1980	Eddie Geathers, CB	3	1	4
1981	Hollis Hall, CB	5	1	6
1982	Terry Kinard, FS	6	0	6
1983	Ty Davis, CB	4	0	4
	William Devane, MG	0	4	4
1984	Terence Mack, OLB	3	1	4
1985	Henry Walls, ILB	2	3	5
1986	Delton Hall, CB	5	0	5
1987	Donnell Woolford, CB	5	1	6
1988	Gene Beasley, SS	3	3	6
1989	Robert O'Neal, FS	8	1	9
1990	Dexter Davis, CB	6	1	7
1991	Kenzil Jackson, ILB	2	1	3
	Tyron Mouzon, SS	3	0	3
1992	many (3)	--	--	3

1993	many (3)	--	--	4
1994	Andre Carter, FS	4	1	5
1995	Brian Dawkins, SS	6	2	8
1996	Kelton Dunnican, FB	0	3	3
1997	Antwan Edwards, DB	4	0	4
1998	Antwan Edwards, CB	2	2	4
1999	Robert Carswell, FS	6	1	7
2000	Alex Ardley, CB	6	0	6
2001	Charles Hafley, SS	4	1	5
2002	Justin Miller, CB	8	0	8
2003	Jamaal Fudge, ROV	4	1	5
2004	Justin Miller, CB	3	1	4
2005	Jamaal Fudge, S	3	1	4
	Tye Hill, CB	3	1	4
2006	many (4)	--	--	4
2007	Michael Hamlin, S	4	2	6

Recovered Fumbles

Year	Player, Pos.	RF
1954	Wingo Avery, LB	3
1955	Willie Smith, DE	2
1956	Willie Smith, DE	3
1957	Ray Masneri, DE	2
1958	Bill Thomas, DL	2
1959	Harold Olson, DT	3
1960	Bob Coleman, LB	3
1961	Wendell Black, DB	3
1962	many	1
1963	many (4)	2
1964	Joe Blackwell, DL	3
1965	many (3)	2
1966	Wayne Page, DB	2
1967	George Burnett, DB	2
1968	Ronnie Ducworth, DE	4
1969	Ivan Southerland, DE	3
1970	B.B. Elvington, DT	4
1971	Larry Hefner, LB	3
	Bobby Johnson, DB	3
1972	Jeff Stocks, DE	3
1973	G.G. Galloway, DT	3
1974	Willie Anderson, MG	2
1975	Dennis Smith, DB	3
1976	many (5)	2
1977	Roy Eppes, DB	3
1978	Randy Scott, ILB	3
1979	Jeff Davis, ILB	2
1980	Jeff Davis, ILB	2
	Joe Glenn, DE	2
1981	Jeff Davis, ILB	4
1982	many (4)	2
1983	William Devane, MG	4
1984	William Perry, MG	3
1985	A.J. Johnson, FS	3
	Henry Walls, ILB	3
1986	many (8)	1
1987	Tony Stephens, MG	2
1988	Gene Beasley, SS	3
	Doug Brewster, ILB	3
1989	Levon Kirkland, OLB	3
	Vince Taylor, ILB	3
1990	many (3)	2
1991	Levon Kirkland, OLB	2
	Wayne Simmons, OLB	2
1992	many (8)	1
1993	many (3)	2
1994	LaMarick Simpson, DT	3
1995	Brian Dawkins, SS	2
1996	Kelton Dunnican, FB	3
1997	Rahim Abdullah, OLB	2
1998	Adrian Dingle, DE	3
1999	Keith Adams, LB	2
2000	many (3)	2
2001	Nick Eason, DT	2
2002	Rodney Thomas, LB	2
2003	many (9)	1
2004	Travis Pugh, FS	2
2005	Dorell Scott, DT	2
2006	Gaines Adams, DE	3
	Duane Coleman, CB	3
2007	Michael Hamlin, S	2
	Nick Watkins, LB	2

Individual Season & Career Defensive Bests



Season

Tackles			
Rk	Player, Pos.	Year	Tac.
1.	Keith Adams, LB	1999	186
2.	Anthony Simmons, LB	1996	178
3.	Jeff Davis, LB	1981	175
4.	Bubba Brown, LB	1978	170
5.	John Leake, LB	2002	169
6.	Rodney Thomas, LB	2002	167
7.	Jeff Davis, LB	1980	160
8.	Anthony Simmons, LB	1997	158
9.	Chad Carson, LB	2000	156
10.	Henry Walls, LB	1985	153

Tackles For Loss

Rk	Player, Pos.	Year	TFL
1.	Keith Adams, LB	1999	35
2.	William Perry, MG	1984	27
	Rob Bodine, MG	1991	27
	Leroy Hill, LB	2003	27
5.	Anthony Simmons, LB	1997	25
6.	Michael Dean Perry, DT	1987	24
7.	Jim Stuckey, DT	1979	20
	Trevor Pryce, DT	1996	20
9.	Jeff Bryant, DT	1981	19
	Keith Adams, LB	2000	19
	Leroy Hill, LB	2004	19

Sacks

Rk	Player, Pos.	Year	Sacks
1.	Keith Adams, LB	1999	16
2.	Gaines Adams, DE	2006	12.5
3.	Adrian Dingle, DE	1998	10.5
4.	Jim Stuckey, DT	1979	10
	William Perry, MG	1984	10
	Michael Dean Perry, DT	1987	10
7.	Gaines Adams, DE	2005	9.5
8.	Michael Dean Perry, DT	1986	9
	Bryant McNeal, DE	2002	9
10.	Vance Hammond, DT	1990	8.5
	Ashley Sheppard, OLB	1992	8.5

Pass Breakups

Rk	Player, Pos.	Year	PBU
1.	Tye Hill, CB	2004	21
2.	Dextra Polite, CB	1999	17
3.	Ty Davis, CB	1984	15
	Delton Hall, CB	1985	15
	Donnell Woolford, CB	1987	15
	Donnell Woolford, CB	1988	15
	Antwan Edwards, DB	1997	15
8.	Reggie Pleasant, CB	1984	14
	Delton Hall, CB	1986	14
	Jerome Henderson, CB	1989	14
	Antwan Edwards, CB	1998	14

Passes Defended

Rk	Player, Pos.	Year	Int.	PBU	PD
1.	Dextra Polite, CB	1999	4	17	21
	Tye Hill, CB	2004	0	21	21
3.	Donnell Woolford, CB	1987	5	15	20
4.	Antwan Edwards, CB	1997	4	15	19
5.	Terry Kinard, FS	1982	6	12	18
	Delton Hall, CB	1986	4	14	18
7.	Ty Davis, CB	1984	2	15	17
	James Lott, CB	1987	4	13	17
	Robert O'Neal, FS	1989	8	9	17
	Brian Mance, CB	2002	6	11	17
	Justin Miller, CB	2002	8	9	17

Takeaways

Rk	Player, Pos.	Year	Int.	RF	Tot.
1.	Robert O'Neal, FS	1989	8	1	9
2.	Brian Dawkins, FS	1995	6	2	8
	Justin Miller, CB	2002	8	0	8
4.	Fred Knoebel, DB	1952	7	*	7
	Bobby Johnson, DB	1971	4	3	7
	Terry Kinard, FS	1982	6	1	7
	Dexter Davis, CB	1990	6	1	7
	Robert Carswell, FS	1999	6	1	7

Career

Tackles			
Rk	Player, Pos.	Years	Tac.
1.	Bubba Brown, LB	1976-79	515
2.	Anthony Simmons, LB	1995-97	486
3.	Jeff Davis, LB	1978-81	469
4.	Chad Carson, LB	1998-01	448
5.	John Leake, LB	2000-03	443
6.	Ed McDaniel, LB	1988-91	389
7.	Nick Watkins, LB	2004-07	386
8.	Randy Scott, LB	1975-78	382
9.	Keith Adams, LB	1998-00	379
10.	Robert Carswell, FS	1997-00	374

Sacks


Rk	Player, Pos.	Years	Sacks
1.	Michael Dean Perry, DT	1984-87	28
	Gaines Adams, DE	2003-06	28
3.	William Perry, MG	1981-84	27
4.	Adrian Dingle, DE	1995-98	23
	Keith Adams, LB	1998-00	23
6.	Brentson Buckner, DT	1990-93	22
	Bryant McNeal, DE	1999-02	22
8.	Chester McGlockton, DT	1989-91	20.5
9.	Levon Kirkland, OLB	1988-91	19
	Wayne Simmons, OLB	1989-92	19

Tackles For Loss

Rk	Player, Pos.	Years	TFL
1.	Michael Dean Perry, DT	1984-87	61
2.	William Perry, MG	1981-84	60
3.	Keith Adams, LB	1998-00	54
4.	Anthony Simmons, LB	1995-97	52
5.	Rob Bodine, MG	1989-91	48
	Leroy Hill, LB	2001-04	48
7.	Brentson Buckner, DT	1990-93	46
8.	Adrian Dingle, DE	1995-98	45
9.	Gaines Adams, DE	2003-06	44.5
10.	Randy Scott, LB	1975-78	43

Pass Breakups

Rk	Player, Pos.	Years	PBU
1.	Donnell Woolford, CB	1985-88	44
2.	Robert O'Neal, FS	1989-92	37
3.	Antwan Edwards, CB	1995-98	35
	Tye Hill, CB	2002-05	35
5.	Delton Hall, CB	1983-86	33
6.	Dexter Davis, CB	1988-90	32
7.	Justin Miller, CB	2002-04	31
8.	Terry Kinard, FS	1979-82	30
9.	Dexter McCleon, CB	1993-96	28
10.	Ty Davis, CB	1980-84	27



Michael Dean Perry (1984-87) is tied for the Clemson record in sacks with 28.

Passes Defended

Rk	Player, Pos.	Years	Int.	PBU	PD
1.	Donnell Woolford, CB	1985-88	10	44	54
2.	Robert O'Neal, FS	1989-92	12	37	49
3.	Terry Kinard, FS	1979-82	17	30	47
4.	Justin Miller, CB	2002-04	13	31	44
5.	Antwan Edwards, DB	1995-98	8	35	43
6.	Dexter Davis, CB	1988-90	10	32	42
7.	Tye Hill, CB	2002-05	5	35	40
8.	Delton Hall, CB	1983-86	6	33	39
9.	Alex Ardley, CB	1998-00	12	26	38
10.	Dexter McCleon, CB	1993-96	9	28	37

Caused Fumbles

Rk	Player, Pos.	Years	CF
1.	Jeff Davis, LB	1978-81	10
	Ed McDaniel, ILB	1988-91	10
3.	Danny Triplett, LB	1979-82	8
	William Perry, MG	1981-84	8
	Chester McGlockton, DT	1989-91	8
6.	Levon Kirkland, OLB	1988-91	7
	Keith Adams, LB	1998-00	7

Recovered Fumbles

Rk	Player, Pos.	Years	RF
1.	Jeff Davis, LB	1978-81	8
2.	William Perry, MG	1981-84	7
	Levon Kirkland, OLB	1988-91	7
4.	Willie Smith, DE	1954-56	6
	Ronnie Ducworth, DE	1966-68	6
	Gene Beasley, SS	1985-88	6
	Doug Brewster, LB	1987-90	6

Takeaways

Rk	Player, Pos.	Years	Int.	RF	Tot.
1.	Terry Kinard, FS	1979-82	17	2	19
2.	Fred Knoebel, DB	1950-52	15	*	15
	Brian Dawkins, SS	1992-95	11	4	15
4.	Eddie Geathers, CB	1977-80	12	2	14
	Robert O'Neal, FS	1989-92	12	2	14
	Justin Miller, CB	2002-04	13	1	14
7.	Dexter Davis, CB	1988-90	10	3	13
8.	Dennis Smith, CB	1973-75	9	3	12
	Jeff Davis, LB	1978-81	4	8	12
	Steve Ryan, FS	1975-78	10	2	12
	Gene Beasley, SS	1985-88	6	6	12
	Donnell Woolford, CB	1985-88	10	2	12
	Peter Ford, CB	1993-96	11	1	12
	Alex Ardley, CB	1998-00	12	0	12
	Jamaal Fudge, S	2002-05	10	2	12
	Michael Hamlin, S	2005-07	8	4	12



Linebacker Keith Adams' remarkable 1999 season included 186 tackles, 35 tackles for loss, and 16 sacks, all school records.




Top-25 NCAA Stat Rankings

Year	Player/Team	Category	Finish	Figure
1937	Clemson	Passing Defense	6	39.6
	Bob Bailey	Punting	9	40.0
1938	Shad Bryant	Punt Returns	5	18.0
1939	Clemson	Passing Defense	4	37.0
	Clemson	Rushing Offense	6	219.1
	Banks McFadden	Punting	6	42.7
1941	Clemson	Scoring Offense	8	25.9
	Clemson	Rushing Offense	9	236.9
	Clemson	Total Offense	10	319.9
	Charlie Timmons	Scoring	5	77
	Booty Payne	Punting	6	41.7
1944	Sid Tinsley	Punting	6	39.7
1947	Clemson	Passing Offense	5	147.9
1948	Clemson	Scoring Defense	2	5.3
	Clemson	Total Defense	3	176.0
	Clemson	Rushing Defense	10	100.1
	Ray Mathews	Scoring	7	78
1949	Jackie Calvert	Punting	7	41.8
1950	Clemson	Total Offense	4	431.2
	Clemson	Rushing Offense	8	294.2
	Fred Cone	Scoring	10	86
1951	Clemson	Interceptions	6	13.8%
	Clemson	Passing Defense	20	91.2
	Clemson	Total Defense	20	231.7
	Billy Hair	Total Offense	6	1579
	Glenn Smith	Receiving	19	35
1953	Dreher Gaskin	Pass Receiving	21	22
1954	Clemson	Total Defense	3	176.1
	Clemson	Rushing Defense	4	96.9
	Clemson	Punt Returns	16	14.9
	Joe Pagliei	Punting	25	36.7
1955	Joel Wells	Rushing	7	782
	Joe Pagliei	Punting	15	39.1
1956	Clemson	Passing Defense	8	526
	Joel Wells	Rushing	18	678
1957	Clemson	Interception Avoidance	11	5.4%
	Clemson	Scoring Defense	11	7.8
	Clemson	Passing Defense	14	59.7
	Clemson	Total Defense	16	215.9
	Clemson	Total Offense	19	327.7
	Clemson	Rushing Offense	22	223.2
	Harvey White	Touchdown Passes	4	11
	Harvey White	Passing Yards	17	841
	Harvey White	Total Offense	18	1038
1958	Clemson	Rushing Offense	11	225.8
	Clemson	Total Offense	21	315.3
	Bobby Morgan	Punt Returns	20	15.9
1959	Clemson	Rushing Defense	6	108.5
	Clemson	Scoring Offense	6	26.2
	Clemson	Kickoff Returns	8	24.1
	Clemson	Total Defense	11	197.1
	George Usry	Punt Return Yards	7	175
	Bill Mathis	Scoring	10	70
	Bill Mathis	Kickoff Returns	14	294



Ray Mathews was seventh in the nation in scoring in the 1948 season with 78 points.

1960	Clemson	Fewest Fumbles	2	6
	Clemson	Rushing Defense	12	114.3
	Clemson	Total Defense	18	214.3
	Clemson	Total Offense	25	305.2
	Lon Armstrong	Kick Scoring	10	33
	Bill McGuirt	Scoring	20	54
1961	Clemson	Punt Returns	5	14.8
	Clemson	Punting	14	38.8
	Clemson	Pass Offense	19	129.2
	Eddie Wertz	Punting	9	40.2
	Elmo Lam	Punt Returns	11	179
	Lon Armstrong	Kick Scoring	20	29
1962	Clemson	Field Goals	3	7
	Clemson	Punting	8	39.7
	Clemson	PATs	12	21
	Eddie Wertz	Punting	11	40.7
	Rodney Rogers	Kick Scoring	15	33
1963	Clemson	Total Defense	5	184.7
	Clemson	Rushing Defense	6	93.1
	Clemson	PATs	17	95.8%
	Clemson	Total Offense	20	313.9
	Hugh Mauldin	Punt Returns	12	193
	Frank Pearce	Kick Scoring	17	33
1966	Buddy Gore	Rushing	23	750
1967	Buddy Gore	Rushing	8	1045
1969	John Shields	Kickoff Returns	14	21.6
	Ray Yauger	Rushing	15	968
1970	Don Kelley	Punt Returns	6	16.2
	Jack Anderson	Punting	9	41.0
1973	Clemson	Punting	12	41.8
	Ken Pengitore	Total Offense	10	176.5
	Mitch Tyner	Punting	14	41.8
1977	Steve Fuller	Total Offense	19	172.7
1978	Clemson	Interception Avoidance	2	5
	Clemson	Punt Returns	2	13.5
	Clemson	Turnovers Lost	3	20
	Clemson	Total Offense	4	436.7
	Clemson	Scoring Defense	5	10.5
	Clemson	Scoring Offense	5	31.9
	Clemson	Turnover Margin	5	+1.6
	Clemson	Rushing Offense	6	296.5
	Clemson	Passing Defense	8	100.3
	Clemson	Total Defense	15	254.2
	Lester Brown	Scoring	4	9.3
	Willie Jordan	Punt Returns	4	13.8
	Jerry Butler	Receiving	10	4.9
	Obed Ariri	Scoring	12	7.4
	Steve Fuller	Total Offense	21	182.1
1979	Clemson	Scoring Defense	3	8.4
	Clemson	Turnovers Lost	3	18
	Clemson	Net Punting	4	41.0
	Clemson	Total Defense	7	237.5
	Clemson	Rushing Defense	10	117.5
	David Sims	Punting	4	44.4
	Obed Ariri	Field Goals/G	5	1.36
1980	Obed Ariri	Field Goals/G	1	2.09
	Obed Ariri	Scoring	9	7.9
	Perry Tuttle	Receiving	13	4.8
1981	Clemson	Scoring Defense	2	8.2
	Clemson	Turnover Margin	6	+1.45
	Clemson	Total Defense	7	251.5
	Clemson	Rushing Defense	8	88.7
	Homer Jordan	Passing Efficiency	12	133.4
	Terry Kinard	Interceptions	15	0.56
	Dale Hatcher	Punting	19	43.2
1982	Clemson	Rushing Defense	10	97.4
	Clemson	Scoring Defense	10	13.4
	Johnny Rembert	Interceptions	8	0.6
	Cliff Austin	Rushing	11	106.4
	Terry Kinard	Interceptions	12	0.55
	Cliff Austin	Scoring	15	8.4
1983	Clemson	Turnover Margin	8	+1.273
	Clemson	Net Punting	9	40.3
	Clemson	Scoring Offense	10	30.7
	Clemson	Rushing Offense	12	250.2
	Mike Eppley	Passing Efficiency	3	146.0
	Bob Paulling	Kick Scoring	6	8.2
	Dale Hatcher	Punting	7	43.6
	Bob Paulling	Field Goals/G	10	1.64
	Bob Paulling	Scoring	11	8.2
	Ray Williams	Kickoff Returns	11	23.5



Obed Ariri led the nation with 2.09 field goals made per game during the 1980 season.

1984	Clemson	Net Punting	3	42.7
	Clemson	Scoring	9	31.5
	Donald Igwebuike	Field Goal %	1	94.7
	William Perry	Tackles for Loss/G	1	2.45
	Donald Igwebuike	Kick Scoring	9	8.1
	Donald Igwebuike	Scoring	13	8.1
	Dale Hatcher	Punting	20	43.7
	Mike Eppley	Passing Efficiency	25	123.8
1985	Clemson	Rushing Offense	13	225.2
	Kenny Flowers	Rushing	24	95.6
	David Treadwell	Field Goals/G	25	1.36
1986	Clemson	Kickoff Returns	1	26.1
	Clemson	Rushing Offense	6	273.4
	Clemson	Rushing Defense	13	103.5
	Clemson	Scoring Defense	15	15.1
	Clemson	Total Defense	25	309.5
	Terrance Roulhac	Kickoff Returns	1	33.0
	Terrence Flagler	Yards/Rush	3	6.6
	Terrence Flagler	Rushing	13	106.9
1987	Clemson	Rushing Defense	2	80.0
	Clemson	Punt Returns	5	13.6
	Clemson	Total Defense	5	240.0
	Clemson	Scoring Defense	13	15.1
	Clemson	Rushing Offense	15	244.3
	David Treadwell	Field Goal%	1	85.7
	Donnell Woolford	Punt Returns	3	15.5
	David Treadwell	Field Goals/G	5	1.8
	James Lott	Punt Returns	16	11.7
	David Treadwell	Scoring	16	8.2
1988	Clemson	Turnover Margin	2	+1.82
	Clemson	Scoring Defense	8	13.7
	Clemson	Rushing Offense	9	277.6
	Clemson	Total Defense	12	279.5
	Clemson	Rushing Defense	14	116.2
	Clemson	Scoring Offense	22	29.9
	Terry Allen	Rushing	15	103.6
	Chris Gardocki	Field Goals/G	16	1.56
1989	Clemson	Turnover Margin	2	+1.82
	Clemson	Rushing Defense	5	94.6
	Clemson	Scoring Defense	5	11.91
	Clemson	Total Defense	5	267.9
	Clemson	Net Punting	10	38.7
	Clemson	Kickoff Returns	12	22.4
	Clemson	Rushing Offense	16	234.9
	Clemson	Scoring Offense	18	31.0
	Clemson	Passing Defense	22	173.3
	Chris Gardocki	Field Goal/G	T-6	1.82
	Chris Gardocki	Punting	10	42.68
	Robert O'Neal	Interceptions	10	0.64
	Chris Gardocki	Scoring	22	8.91
1990	Clemson	Total Defense	1	216.9
	Clemson	Rushing Defense	2	71.7
	Clemson	Scoring Defense	2	9.9
	Clemson	Pass Efficiency Defense	6	87.9
	Clemson	Turnover Margin	8	+1.2

Top-25 NCAA Stat Rankings



	Clemson	Rushing Offense	9	255.3
	Clemson	Net Punting	11	37.9
	Clemson	Kickoff Returns	21	21.5
	Chris Gardocki	Field Goals/G	4	1.73
	Chris Gardocki	Punting	4	44.34
	Dexter Davis	Interceptions	14	0.55
1991	Clemson	Rushing Defense	1	53.4
	Clemson	Total Defense	4	263.2
	Clemson	Rushing Offense	8	255.7
	Clemson	Scoring Defense	10	13.5
	Clemson	Punt Returns	13	12.1
	Clemson	Total Offense	25	409.7
	Rob Bodine	Tackles for Loss/G	1	2.45
	Nelson Welch	Field Goals/G	T-4	1.55
	Darnell Stephens	Punt Returns	8	14.1
1992	Clemson	Rushing Offense	6	257.1
	Clemson	Rushing Defense	13	120.1
	Nelson Welch	Field Goals/G	2	2.0
	Nelson Welch	Kick-scoring	3	8.1
	Nelson Welch	Scoring	11	8.1
1993	Clemson	Punt Returns	8	12.9
	Clemson	Turnover Margin	9	+1.09
	Clemson	Scoring Defense	15	16.3
	Clemson	Kickoff Returns	23	22.3
	Clemson	Rushing Defense	24	128.5
	Dexter McClellan	Punt Returns	11	12.0
	Nelson Welch	Field Goals/G	14	1.36
1994	Clemson*	Fewest Fumbles Lost	1	2
	Clemson	Turnover Margin	1	+1.55
	Clemson	Rushing Defense	14	113.5
	Clemson	Scoring Defense	17	17.1
	Nelson Welch	Field Goals/G	13	1.45
1995	Clemson	Rushing Offense	4	259.5
	Clemson	Interceptions	6	21
	Clemson	Scoring Defense	10	16.2
	Clemson	Kickoff Returns	12	22.7
	Clemson	Pass Efficiency Defense	16	101.2
	Clemson	Rushing Defense	18	122.0
	Clemson	Turnover Margin	19	+0.73
	Clemson	Punt Returns	21	11.9
	Brian Dawkins	Interceptions/G	8	0.55
	Jeff Sauve	Field Goals/G	10	1.36
	Antwan Wyatt	Kickoff Returns	12	25.0
	Antwan Wyatt	Punt Returns	15	12.3
	Raymond Priester	Rushing	18	116.9
	Emory Smith	Touchdowns	18	15
	Emory Smith	Scoring	20	8.2
	Nealon Greene	Passing Efficiency	22	137.6
	Chris McInally	Punting	23	41.8
1996	Raymond Priester	Rushing	21	108.5
1997	Clemson	Rushing Defense	6	88.3
	Clemson	Kickoff Returns	14	23.3
	Clemson	Scoring Defense	18	18.0
	Clemson	Total Defense	18	312.5
	Tony Horne	Kickoff Returns	8	27.3
	Tony Horne	All-Purpose Yards/G	14	153.9
	Tony Horne	Receptions/Game	14	6.18
	Nealon Greene	Passing Efficiency	19	145.1
1998	Clemson	Rush Defense	14	104.5
	Clemson	Total Defense	25	320.1
	Antwan Edwards	Kickoff Returns	10	26.9
1999	Clemson	Interceptions	8	19
	Clemson	Turnover Margin	11	+0.82
	Clemson	Pass Efficiency Defense	17	105.6
	Keith Adams	Tackles	1	176
	Keith Adams	Tackles for Loss	1	33
	Keith Adams	Sacks	2	16
	Travis Zachery	Scoring	9	9.6
	Robert Carswell	Interceptions/G	10	0.55
	Rod Gardner	Receptions/G	12	6.6
	Alex Ardley	Interceptions/G	20	0.45
	Rod Gardner	Receiving Yards/G	23	91.7
2000	Clemson	Total Offense	10	446.5
	Clemson	Rushing Offense	10	236.4
	Clemson	Punt Returns	14	15.0
	Clemson	Scoring Offense	14	36.0
	Clemson	Fewest Turnovers Lost	17	18
	Clemson	Rushing Defense	18	101.8
	Clemson	Fewest Passes Had Int.	20	9
	Clemson	Pass Efficiency Offense	23	132.2
	Clemson	Scoring Defense	23	19.3

	Chad Carson	Tackles/G	4	13.3
	Alex Ardley	Interceptions/G	8	0.55
	Travis Zachery	Scoring	14	9.3
	Woodrow Dantzler	Passing Efficiency	21	134.5
	Rod Gardner	Receiving Yards/G	24	86.9
	Joe Don Reames	Punt Returns	24	12.2
	Woodrow Dantzler	Points Responsible For	25	12.6
2001	Clemson	Kickoff Returns	10	24.9
	Derrick Hamilton	Kickoff Returns	3	31.7
	Woodrow Dantzler	Total Offense	8	305.8
	Charles Hafley	Solo Tackles/G	14	7.45
	Chad Carson	Tackles/G	19	11.8
2002	Clemson	Kickoff Returns	5	24.3
	Clemson	Interceptions	10	21
	John Leake	Tackles/G	4	13.0
	Justin Miller	Interceptions/G	5	0.62
	Rodney Thomas	Tackles/G	6	12.8
	Aaron Hunt	Field Goals/G	18	1.42
	Derrick Hamilton	All-Purpose Yards/G	20	144.8
	Brian Mance	Interceptions/G	21	0.46
2003	Clemson	Kickoff Returns	2	27.7
	Clemson	Passing Offense	16	283.6
	Clemson	Scoring Defense	20	19.2
	Leroy Hill	Tackles for Loss/G	2	2.08
	Leroy Hill	Solo Tackles/G	5	8.5
	Charlie Whitehurst	Total Offense/G	14	277.4
	John Leake	Solo Tackles/G	21	6.8
	Leroy Hill	Tackles/G	22	11.2
	Derrick Hamilton	All-Purpose Yards/G	23	133.5
	Aaron Hunt	Field Goals/G	23	1.38
2004	Clemson	Kickoff Returns	3	26.3
	Clemson	Pass Efficiency Defense	11	103.4
	Clemson	Fewest Penalties	13	5.3
	Clemson	Fewest Penalty Yards	20	45.2
	Clemson	Passing Defense	23	191.6
	Clemson	Punt Returns	24	12.0
	Justin Miller	Kickoff Returns	1	33.1
	Tye Hill	Passes Defended/G	3	1.64
	Leroy Hill	Tackles for Loss/G	8	1.59
	Leroy Hill	Sacks/G	15	0.73
	Justin Miller	Punt Returns	21	13.0
2005	Clemson	Fewest Fumbles Lost	4	5
	Clemson	Completion Percentage	5	65.8
	Clemson	Fewest Penalties	6	4.8
	Clemson	Fewest Penalty Yards	8	40.5
	Clemson	Fewest Turnovers Lost	8	14
	Clemson	Scoring Defense	11	17.6
	Clemson	Tackles for Loss/G	13	8.3
	Clemson	Turnover Margin	16	+0.75
	Clemson	Pass Efficiency Defense	18	110.9
	Clemson	Total Defense	20	316.6
	Clemson	Rushing Defense	25	120.6
	Clemson	Sacks/G	25	2.8
	Jad Dean	Field Goals/G	3	2.0



Antwan Wyatt finished in the top 15 in the country in both punt return and kickoff return average during the 1995 season.

ACC POTW Leaders

Season		Rk	Player	Pos.	Year	POTW
1.	Keith Adams	LB	1999	5		
2.	James Robinson	DT	1983	4		
3.	Jeff Bryant	DL	1981	3		
	Jeff Davis	LB	1981	3		
	Stacy Long	OT	1989	3		
	David Richardson	PK	1997	3		
	Anthony Simmons	LB	1997	3		
	Woodrow Dantzler	QB	2001	3		
	Phillip Merling	DE	2007	3		

Career		Rk	Player	Pos.	Years	POTW
1.	Keith Adams	LB	1998-00	7		
2.	Woodrow Dantzler	QB	1998-01	6		
3.	Stacy Long	OT	1986-90	5		
	Anthony Simmons	LB	1995-97	5		
5.	Jeff Davis	LB	1978-81	4		
	Terry Kinard	DB	1978-82	4		
	James Robinson	DT	1979-83	4		
	Terry Allen	TB	1987-89	4		
	Jim Bundren	OT	1994-97	4		
	David Richardson	PK	1995-98	4		
	Kyle Young	C	1998-01	4		

By Position		Pos.	Season	Career
OL	3, Stacy Long (1989)	5, Stacy Long (1986-90)		
QB	3, Woodrow Dantzler (2001)	6, Woodrow Dantzler (1998-01)		
RB	2, many (4)	4, Terry Allen (1987-89)		
WR	2, many (2)	3, Perry Tuttle (1978-81)		
DL	4, James Robinson (1983)	4, James Robinson (1979-83)		
LB	5, Keith Adams (1999)	7, Keith Adams (1998-00)		
DB	2, many (6)	4, Terry Kinard (1978-82)		
ST	3, David Richardson (1997)	4, David Richardson (1995-98)		

	Charlie Whitehurst	Completion Percentage	5	67.4
	Jad Dean	Scoring	19	8.8
2006	Clemson	Rushing Offense	5	217.9
	Clemson	Fewest Penalties	5	4.2
	Clemson	Kickoff Returns	6	25.4
	Clemson	Sacks Allowed	6	1.2
	Clemson	Scoring Offense	12	32.7
	Clemson	Total Defense	13	280.8
	Clemson	Total Offense	15	410.9
	Clemson	Scoring Defense	16	16.2
	Clemson	Tackles for Loss/G	16	7.1
	Clemson	Pass Efficiency Defense	17	106.4
	Clemson	Rush Defense	18	103.1
	Clemson	Sacks/G	20	2.8
	Clemson	Passing Defense	24	177.7
	Gaines Adams	Sacks/G	3	0.96
	James Davis	Scoring	17	7.8
	Gaines Adams	Tackles for Loss/G	24	1.27
2007	Clemson	Fewest Turnovers Lost	2	12
	Clemson	Fewest Passes Had Int.	4	6
	Clemson	Total Defense	9	306.8
	Clemson	Turnover Margin	9	+1.00
	Clemson	Scoring Defense	10	18.7
	Clemson	Fewest Fumbles Lost	10	6
	Clemson	Fewest Penalty Yards	10	43.1
	Clemson	Pass Efficiency Defense	13	108.3
	Clemson	Passing Defense	13	188.5
	Clemson	Kickoff Returns	15	23.9
	Clemson	Fewest Penalties	15	5.2
	Clemson	Fourth-Down Conversion %	19	62.5
	Clemson	Pass Efficiency Offense	20	142.1
	Clemson	Rushing Defense	23	118.3
	Mark Buchholz	Field Goals/G	12	1.7
	C.J. Spiller	Kickoff Returns	14	28.8
	Mark Buchholz	Scoring	18	8.8
	Aaron Kelly	Receptions/G	19	6.8
	Jimmy Maners	Punting	20	42.8
	Cullen Harper	Passing Efficiency	22	141.0

* - NCAA record; Note: Figures do not include stats in bowl games until the 2002 season; bold indicates stat led the nation.

Former Head Coaches

Walter Riggs 1896,99



Walter Riggs could easily be called the father of Clemson Football. He coached the football program at Clemson, not only because he had football experience, but he was also one of only two people on the

Clemson campus to have ever seen a football game when the sport started in 1896. (The other person was Frank Thompkins who played in the backfield on Clemson's first team in 1896).

On September 30, 1896, a small crowd gathered in one of the barrack's rooms and the group discussed the feasibility of organizing a football association. A committee of three was appointed to consult Professor Riggs as to management of a football team and to ask his aid as coach.

When the Tigers traveled to Furman for their first game on October 31, 1896, it was the first time that many of the players had ever seen a full-sized regulation football field.

Riggs stepped down as football coach after the first season because the players wanted him to devote all of his time to being a professor in the engineering department.

Riggs could easily be called a loyal man, as he answered the need of the Clemson football team again in 1899. The Clemson Athletic Association was low on money and could not afford to hire a coach. Therefore, Riggs once again answered the call of the school and became the head coach in 1899 for free.

Riggs originally came to Clemson from Auburn. He graduated with top honors in 1892 with a B.S. degree in electrical and mechanical engineering. At Auburn, he was captain and catcher of the baseball team as well as the manager and left end of the football team. He also served as class president and was the director of the Glee Club.

Upon his graduation at Auburn, he was assistant to the president of the college until 1896, then he made his trek to Clemson.

Riggs later became president of Clemson on March 7, 1911 and in 1915, a new football stadium with other athletic facilities was named in his honor as Riggs Field. It is currently the home of the Tiger soccer team. In two years of coaching, Riggs guided the Tigers to a career record of 6-3.



W.M. Williams 1897

Clemson's second coach, W.M. Williams, was a native of West Point, GA. He played at Auburn on the teams of '94, '95, and '96, under the coaching of John Heisman. He was considered the best

blocking halfback in the south.

Williams led Clemson to the state championship and to a 2-2 season. During his time as coach, Clemson played two games in three days. Clemson

was victorious over the Charlotte Y on October 23, but lost to North Carolina 28-0, on October 25.



John Penton 1898

The Tigers' third coach, J.A. Penton of Alabama, was captain and starting guard on the University of Virginia teams of '93, '94, and '95. Penton also played fullback at Auburn in '97 under John Heisman's coaching.

Under Penton, Clemson won 55-0 over Bingham in its first home game, as W.C. Forsythe kicked every point after touchdown (11). In his only season at Clemson, Penton guided Clemson to a 3-1 record and the state championship.



John Heisman 1900-03

Probably one of the most famous football coaches in the country, John Heisman, coached at Clemson from 1900 to 1903. Heisman turned Clemson from virtually an unknown college to a southern

powerhouse at the turn of the century.

Heisman attended Brown University, taking the two-year law course offered at that time, and was a center on the football team. In the fall of 1889, he transferred to the University of Pennsylvania. He lettered in football at both schools and graduated from Pennsylvania in 1893.

In the spring of 1894, Walter Riggs was a graduate manager for the football team at Auburn. It fell on his shoulders to find a coach for the season of 1895. Riggs wrote to Carl Williams, the Pennsylvania captain of 1894, asking him to suggest a suitable coach. He replied recommending J.W. Heisman, an ex-Penn player, and his coach at Oberlin.

After several weeks, Riggs finally found Heisman in Texas, where he was raising tomatoes. Having sunk all of his capital into the tomato venture, he was glad to return to his old love. He readily went to coach at Auburn for \$500 a year.

His coaching career began at Oberlin in 1892 and lasted 36 years. It included positions at Akron, Auburn, Clemson, Georgia Tech, Penn, Washington & Jefferson, and Rice University. He had an overall career record of 185 wins, 70 losses, and 17 ties.

John Heisman invented the hidden ball trick, the handoff, the double lateral, and the "flea flicker." He pioneered the forward pass, arguing that it would scatter the mob. Heisman also originated the center snap and the word hike (previously the center used to roll the ball on the ground to the quarterback).

Heisman guided Clemson to conference titles in 1900 and 1902, and he led the Tigers to their first "bowl game" in 1903, when Clemson and Cumberland met on November 26 for the championship of the South. Cumberland, who had earlier defeated Auburn, Alabama, and Vanderbilt, was considered to be champion of the southern states of Louisiana,

Mississippi, Alabama, Tennessee, and Kentucky. The game was played on a neutral site, Montgomery, AL. Cumberland and Clemson fought to an 11-11 tie. After the news got back to Clemson that the game was a tie, the students and the local townspeople built a bonfire and paraded around the campus.

Overall, Heisman took Clemson to a 19-3-2 record in his four seasons. His .833 winning percentage is still the best in Clemson history. He was also the Clemson baseball coach in 1901-1904.



Shack Shealy 1904

Shack Shealy holds the distinction of being the only Clemson player to have coached his alma mater. Shealy lettered at Clemson from 1896-99, and later played two years at Iowa State. Shealy

was a four-year starter playing right guard, end, and in his senior year, he played in the backfield. Shealy only coached Clemson one year in 1904, and guided the Tigers to a 3-3-1 record overall, which included wins over Alabama, Georgia, and Tennessee.



Eddie Cochems 1905

Ed Cochems lettered at the University of Wisconsin in 1899, 1900, and 1901. Cochems was described as a great halfback or end on the strong Wisconsin teams at the turn of the century, including the

undefeated team of 1901. During his playing career, he had a 100-yard kickoff return in a 35-0 win over Chicago in 1901, and had four touchdowns in a game against Notre Dame in 1900. After his playing days, he immediately went into coaching. He was the head coach of North Dakota in 1902 and 1903 and served briefly as an assistant with former teammate, Art Curtis at Wisconsin in 1904.

Cochems led Clemson to a 3-2-1 record overall, including wins over Georgia and Auburn. After his Clemson career, he was head coach and athletic director at Saint Louis University in 1906. After the forward pass was legalized in 1906, Cochems did something with the pass at once in his first year at Saint Louis, while other coaches stuck with the running game. He taught his players not to throw the ball end-over-end, but instead like a projectile - a spiral. He called this new weapon a projectile pass.

In 1906, Saint Louis went undefeated, rolling up 407 points while allowing its opponents only 11 on the season.

Historians credit Cochems as being the first coach to use and perfect the first legal pass in a game. The first studied refinements in throwing the ball, which led to the spiral, occurred in 1906 under Cochems. Brad Robinson of Saint Louis University threw the first forward pass to Jack Schneider in a game played September 5, 1906 in Waukensha against Carroll College.

Former Head Coaches



Bob Williams
1906,09,13-15,26

Bob Williams is probably the only coach in the country to have coached football at two schools that are involved in rivalry. Williams coached football at both Clemson and South Carolina. Before coming to Clemson, he coached at Davidson in 1905. He coached at South Carolina for two years and guided the Gamecocks to a 6-1 record in 1902 and an 8-2 slate in 1903.

During his career at South Carolina, he administered the most unexpected defeat of Clemson, as he beat a heavily favored Heisman team, 12-6 in 1902.

Williams served the Tigers as head coach a total of four terms (1906, 1909, 1913-15, and part of 1926). Between the years of 1915 and 1926, Williams practiced law in Roanoke, VA, and was the city's mayor.

One of the highlights of his career included leading the 1906 team to an unbeaten season (4-0-3), which included wins over Georgia, Auburn, Tennessee, and a Heisman-coached Georgia Tech squad.



Frank Shaughnessy
1907

Head Coach Frank Shaughnessy was known for his ability as an administrator in sports, as he served many positions, from a pro hockey coach to the commissioner of the International Baseball League.

A graduate in pharmacy at Notre Dame, he was captain of the baseball and football teams during his senior season. After his graduation in 1905, he coached baseball at Notre Dame. The summer before coming to Clemson, he played for Ottawa of the Eastern League. That summer, he played left field and ended the season with a .352 batting average. He also played with Washington and the Philadelphia Athletics.

At Clemson, he coached the baseball teams during the 1907 and 1908 seasons, and was head football mentor in 1907, where he posted a 4-4 record.

During his lifetime, Shaughnessy made his name in baseball, but he took part in many other sports. Besides being a sports legend at Notre Dame, he managed the Ottawa Senators of the NHL to the Stanley Cup Finals in 1915, and he coached football teams at Clemson, Washington & Lee, and McGill University. He retired as the president of the International Baseball league.

During his playing days, in a game against Kansas, Shaughnessy ran 107 yards for the only Irish score, as Kansas won the game by a score of 24-5. Football fields were 110 yards back then and touchdowns were five points. This is still a Notre Dame record.



John Stone
1908

John Stone is one of three coaches to have graduated from Vanderbilt and later become the head football coach at Clemson. While at Vanderbilt, he was a member of the All-Southern Football team for four years. He was a big man for his time, standing 6'2". Clemson was 1-6 in 1908, but the Tigers lost many of their star players and substitutes from 1907 due to a college prank that saw 306 students expelled from school.



Frank Dobson
1910-12

Frank Dobson was a pro baseball player before coming to Clemson, as he was the property of the Pittsburgh Nationals. Walter Riggs, President of the Clemson Athletic Association, thought it was unfair

to keep shuffling coaches year after year. He offered Dobson a three-year contract, which was the first contract offered and signed by a Clemson coach.

At Clemson, he coached football, basketball and baseball. He was Clemson's first basketball coach, leading Clemson to its only undefeated season (4-0) in history in the inaugural season (1911-12). In 1912-13, Clemson finished the basketball season with a 9-5 record. He was head baseball coach from 1911-13.



Wayne Hart
1916

Wayne Hart led Clemson in 1916 and coached the Tigers to a 3-6 record. Under Hart, the Tigers beat Furman and South Carolina.

He played three seasons at tackle for Georgetown. He also

played one season at George Washington. He was a member of the All-South Atlantic team four times. Hart also served as an assistant coach at Georgetown.

In 1913, he coached the Washington Vigilants, a professional football team, and did not lose a single game. During his last two seasons before arriving at Clemson, he coached various sports at Technical High School in Washington, D.C.

Edward Donahue
1917-20

Edward Donahue had to be one of the most organized men in the country. During the 1918-19 school year, Donahue was head coach of four Clemson sports: football, basketball, baseball, and track. During his four-year career at Clemson, he



was basketball and baseball coach for two seasons, and head track coach for one season.

Donahue was an outstanding athlete at Washington & Lee, where he played in the backfield on the football team and played catcher on

the baseball diamond. Upon graduation, he was an assistant in football and was the head baseball and basketball coach.



E.J. Stewart
1921,22

E.J. Stewart was head football coach for two years at Clemson, 1921-22. However, he coached more than one sport during his stay at Tigertown. In the spring of 1921, Stewart coached the baseball and track teams while conducting spring football practice. During the fall, Stewart's football team had a 1-6-2 record, but he improved to a 5-4 slate in 1922. He went on to coach the track teams in 1922 and 1923.

Stewart was a standout athlete in football, baseball, basketball, and track at Case Western Reserve University in Cleveland, OH. Upon his graduation, Stewart played, organized, and served as head coach of the Massillon (OH) Professional football team.

He also coached at Nebraska and Texas. At Nebraska, he led the Cornhuskers to a combined record of 11-4 in 1916-1917. They also won the Missouri Valley Conference title both seasons. After leaving the University of Nebraska, he entered the automobile business as President and Treasurer of the Stewart Motor Co. Because of the economic conditions at the time, he decided to go back into coaching.

He also coached at Nebraska and Texas. At Nebraska, he led the Cornhuskers to a combined record of 11-4 in 1916-1917. They also won the Missouri Valley Conference title both seasons. After leaving the University of Nebraska, he entered the automobile business as President and Treasurer of the Stewart Motor Co. Because of the economic conditions at the time, he decided to go back into coaching.



Bud Saunders
1923-26


Bud Saunders graduated from Missouri in 1911, with a bachelors degree in Law. At Missouri, he played football and basketball. He wanted to play two other sports, but a conference rule forbade an athlete from participating in more than two sports.

Saunders served as football coach at Knox College before coming to Clemson. In football, Saunders coached for four seasons from 1923-26. He also coached the basketball teams in 1924 and 1925. His best season in football came during the 1923 campaign, as he led the Tigers to a 5-2-1 record.

Saunders served as football coach at Knox College before coming to Clemson. In football, Saunders coached for four seasons from 1923-26. He also coached the basketball teams in 1924 and 1925. His best season in football came during the 1923 campaign, as he led the Tigers to a 5-2-1 record.



Former Head Coaches




Josh Cody 1927-30

Josh Cody, fondly known as "big man," will always be a favorite to Clemson fans. Cody, a big man in stature at 6-2, 220 pounds, led Clemson to victories over South Carolina for four straight years.

He is the only coach in Clemson history who has been around more than two seasons who never lost a football game to South Carolina. He also defeated Furman three straight years. Cody had a 13-0-1 record in home games and posted a 72 percent winning mark overall, the fourth-best mark in Clemson history.

After a 5-3-1 start in 1927, Cody guided Clemson to back-to-back 8-3 seasons in 1928 and 1929. On May 6, 1929 to show appreciation, he was given a new Buick by the alumni, student body, and faculty. This presentation took place in front of Tillman Hall.

In his final season (1930), the Tigers finished with a final record of 8-2. Cody also coached basketball at Clemson for five years and guided Clemson to a 16-9 slate in 1930. During the 1928-30 seasons, he guided Clemson to a 22-4 mark at home.



Jess Neely 1931-39

Clemson played in its first bowl game under Jess Neely in the 1940 Cotton Bowl. The Tigers, unknown at the time, became a household word after beating heavily-favored Boston College 6-3 in

the Cotton Bowl Classic. It was the Tigers' first win over a top-20 team in school history. Clemson had a 43-35-7 record during Neely's tenure.

Neely came to Clemson in 1931 and his recruitment of Banks McFadden brought Clemson to another level of competition. In 1938, Neely had Clemson at second place in the Southern Conference with a 7-1-1 record.

In 1939, Banks McFadden became Clemson's second All-American, and the team concluded the season with a trip to Dallas for the Cotton Bowl. Neely left Clemson in January of 1940 and moved on to Rice, where he took that school to new heights. Neely is a member of the College Football Hall of Fame. Neely's landmark accomplishments in the 1930s at Clemson contributed significantly to Clemson's outstanding football tradition.



Frank Howard 1940-69

Frank Howard succeeded Jess Neely in 1940 when Neely moved on to Rice. He got the job when he seconded his own nomination during a meeting of the president and athletic council. He signed

a one-year contract, then lost the document, and never had another in his 30 years as head coach.

Howard graduated from Alabama in 1931, where he was a star lineman. He played in the 1930 Rose Bowl, then started his coaching career under Neely at Clemson in 1931, and was a part of a rebirth of Clemson football in the late 1930s. He was an assistant coach on Clemson's 1939 team that posted a 9-1 mark and beat Boston College 6-3 in the Tigers' first bowl game.

In 1940, he began his head coaching career with a bang as he won the Southern Conference championship, the first of eight conference titles Howard won in his coaching career.

Howard had his most successful season in 1948 when he took Clemson to an 11-0 record, the Tigers' first perfect season since 1900. The campaign included a Southern Conference championship, a

Gator Bowl win over Missouri, and a number-11 final ranking. He nearly duplicated the feat in 1950 when he guided Clemson to a number-10 AP final ranking, a 9-0-1 finish and a 15-14 win over Miami (FL) in the Orange Bowl.

When he retired in 1969, Howard was the fifth winningest coach in the nation with 165 victories. He had 96 wins as an ACC coach, now second in conference history, and he captured six (five outright and one co-championship) ACC titles, a record Bobby Bowden broke in 1998. Howard's teams appeared in six bowl games, 63 of his players were drafted by the NFL, and 37 played in the league.

Howard, a native of Barlow Bend, AL, had six Top 20 seasons, won eight conference titles (two Southern and six ACC), won an even 100 conference games and was a two-time ACC Coach-of-the-Year. He coached 25 academic All-ACC selections and five Academic All-Americans. Eleven of his players were chosen on-the-field All-Americans. Howard was inducted into the College Football Hall of Fame in 1989.



Hootie Ingram 1970-72

Hootie Ingram will be best remembered as the coach who made the Tiger Paw famous. Before his first year as head coach in the summer of 1970, Clemson introduced the Tiger Paw as the official logo of Clemson University's Athletic teams.

Ingram graduated from the University of Alabama in 1955. He also received his master's in school administration from Alabama and later became Crimson Tide athletic director.

The native of Tuscaloosa, AL was an All-Southeastern Conference defensive back for the Crimson Tide his senior year.

Ingram had his best season at Clemson in 1971 with a 5-6 overall record. He also finished second in the ACC standings with a 4-2 league mark in 1971.



Red Parker 1973-76

Red Parker spent four years at Clemson as the head coach. His 1974 team lived up to the theme "Excitement Galore, Clemson Football '74." It finished with a 7-4 record (6-0 at home), with wins over

Georgia, Georgia Tech and South Carolina.

Before arriving at Clemson, Parker spent seven years at The Citadel from 1966-72. During that time,



Frank Howard (center) is pictured left with fellow Tiger legends Bob Bradley (left) and Dr. R.C. Edwards (right). Howard won 165 games in 30 years (1940-69) in Tigertown.

Former Head Coaches



he guided the Bulldogs to a fine 8-3 finish in the 1971 season.

Parker earned a bachelor's degree in physical education from Arkansas A&M in 1953. Prior to his graduation, he earned three letters each in football, basketball and track, as a running back-defensive back, second baseman-shortstop, and sprinter.



Charley Pell 1977, 78

Charley Pell, who was Clemson's head coach in 1977, 78 authored college football's Cinderella story in 1977.

The Albertville, AL product took a team that was 3-6-2 in 1976, and led the '77 Tigers to an 8-2-1 regular-season mark and a berth in the Gator Bowl. It was Clemson's first final top-20 season since 1959. He coached Clemson to a 10-1 regular season in the 1978 season before he left to become head coach at Florida. Clemson's 1978 team beat Ohio State in the Gator Bowl and finished ranked #6 in the **Associated Press** poll in his second year as Clemson's head coach.

He was a near unanimous choice as ACC Coach-of-the-Year in 1977 and 1978, the first coach, regardless of sport, to win ACC Coach-of-the-Year honors in each of his first two years. A two-way starter and three-year letterwinner at Alabama, Pell was on its 1961 National Championship team.

He came to Clemson in 1976 and served as assistant head coach and defensive coordinator. Pell passed away in June, 2001 after battling cancer.



Danny Ford 1978-89

Danny Ford had an auspicious beginning to his head coaching career. He gained a 17-15 victory over Ohio State in the 1978 Gator Bowl in a nationally-televised game. The 30-year-old coach, the youngest in Division I at the time, also defeated a college football legend in a contest that truly put Clemson football on the national map, as he defeated Woody Hayes in the latter's last game. Ford had taken over the coaching reigns on December 10, 1978 when Charley Pell resigned to become head coach at Florida.

Ford kept things going in 1979 with wins over Georgia and Notre Dame and another trip to a bowl, this time the Peach Bowl. In 1981, he helped Clemson reach the summit of college football by winning the National Championship. His Tigers downed three top 10 teams during the course of the 12-0 season that concluded with a 22-15 victory over Nebraska in the Orange Bowl. Ford was named National Coach-of-the-Year.

The wins continued in 1982 and 1983, as Clemson had consecutive 9-1-1 years. Clemson finished in the top 12 in both years, and had a 30-2-2 record over a three-year period, best in the nation.

Clemson won three straight ACC Championships under his guidance between 1986-88. In 1989, Clemson registered a 10-2 season and top 12 national ranking, the fourth straight season Clemson finished in the final **AP** top 20. He closed his career with a 27-7 win over West Virginia in the Gator Bowl, his sixth bowl win in eight tries and his fourth in succession.

Ford was the third winningest active coach in the nation on a percentage basis at the end of the 1989 season. He finished with a 96-29-4 career ledger at Clemson and remains one of only two coaches in ACC history with better than a 75 percent winning mark (minimum of four years). He finished with a 76-percent winning percentage and five ACC Championships, second only to Frank Howard's six crowns.

The 1969 Alabama graduate is still the youngest coach to win the national title, as he was just 33-years-old when the Tigers shocked the college football world in 1981. He coached 71 first-team All ACC selections and 26 All-Americans. Forty-two of his former Tigers were drafted by the NFL, and he earned 18 wins over **Associated Press** top 20 teams during his career, more than any other ACC coach. Additionally, 11 of his former players won Super Bowl Championship rings. At one stretch his teams were ranked in the **AP** top 20 for 41 consecutive polls, a Clemson record.

Ford was an All-SEC selection and was also an All-SEC Academic choice at Alabama. He attended Alabama initially on a basketball/football scholarship, but he only played football after his freshman season. He played in three bowl games for the Crimson Tide. He later served as head coach at Arkansas from 1994-97. He is now retired and living in Pendleton, SC.




Ken Hatfield 1990-93

Ken Hatfield led the Tigers to a 32-13-1 record over his four year tenure, led the squad to three bowl appearances and an ACC title. With a victory over Illinois in the 1991 Hall of Fame Bowl, Hatfield became the first Clemson coach to win 10 games in his first year and his .833 winning percentage was the best for a first-year Clemson coach since 1900, when John Heisman was 6-0. That season included six victories over teams with winning records, more than any other team that year with the exception of National Champion Georgia Tech.

Hatfield was also just the eighth coach in the previous 13 years to take a team to a top-10 **AP** final ranking in his first year with the program, as the Tigers finished the season ranked ninth in the **AP** poll. The Helena, AR, native would also lead the 1991 and 1993 teams to top 25-rankings. Clemson became the third school that Hatfield had coached to a top-20 ranking, as his 1983 Air Force team ranked #15 and he led four Arkansas teams to top-20 rankings. He was the sixth coach in NCAA history to accomplish that feat.

Hatfield played for three years at Arkansas (1962-64) and was a starter on the 1964 National

Championship team. The defensive back earned his fame as the nation's top punt returner in 1963 and 1964. He still ranks as the only player ever to finish in the top two in the nation in punt returns three straight years, as he finished second in 1962. He retired as the head coach at Rice in 2005 with 168 career victories.



Tommy West 1993-98

Tommy West's five-year resum  as Clemson head coach included four bowl appearances, 12 road victories, 86 school records, and unparalleled academic excellence. West took Clemson to three straight bowl games between the 1995 and 1997 seasons, just the second Clemson coach in history to take the Tigers to bowl games in three straight seasons.

Academically, 61 Tigers made the ACC Academic Honor Roll in his last four years, twice as many as the best previous four-year total in school history. Each of the three-highest, single-year totals took place under West's watch, and the team had a 20-year-team-best GPA entering the 1998 campaign.

West took over as head coach on November 29, 1993 and less than a month later had a bowl victory. The former Tennessee tight end succeeded Ken Hatfield, who left four days after a victory over South Carolina to end the 1993 season.

It was West's second tour of duty with Clemson. He had been a linebackers coach under Danny Ford between 1982-89. Clemson was 69-20-4 and had six **AP** top 20 finishes in that eight-year era.

West coached the Tigers in the 1993 Peach Bowl, a thrilling 14-13 victory over Kentucky. He became the first coach in college history to gain victory in a bowl game in his first game without having coached the team in any capacity earlier in the year.

West's best season was 1995, as Clemson finished the regular season with five straight victories by 17 points or more and was invited to the Gator Bowl. Clemson was ranked in the top 25 of every poll at the end of the 1995 regular season. That Clemson team also finished fourth in the nation in rushing offense.

West recruited some of the top players in Clemson history. The school was in the top 10 in the nation in NFL draftees during the 1998 and 1999 selection process, and all 11 players were recruited by West. The list included three first-round defensive selections (Trevor Pryce, Anthony Simmons, Antwan Edwards). Clemson was the only school in the nation to have six defensive players drafted in 1999 and the only school to have a first-round defensive choice in 1997, 1998, and 1999.

The native of Gainesville, GA finished his career with a 31-28 record, and had four wins over top-25 teams. He is now the head coach at Memphis, where he led the Tigers to a nine-win season and the program's first bowl appearance in 32 years in the 2003 season. He took Memphis to bowl games in 2004 and 2005 as well.





All-Time Assistant Coaches

ADAMS, DWIGHT (Henderson State '58) - Linebackers 1973-75; Defensive Ends 1976-78

AGNEW, F.H. - 1918

AKE, WALLY (William & Mary '72) - Inside Linebackers 1990-93

ALDRIDGE, MILES (Gardner-Webb '71) - Linebackers 1985-89; Defensive Coordinator/Defensive Backs 1993,94; Outside LB/Co-Coordinator, 1995

ALLISON, RODNEY (Texas Tech '78) - Defensive Ends 1999-02

ANDERSON, WILLIE (Clemson '75) - Head Jayvee 1977-79; Tight Ends 1979; Defensive Ends 1980,81; Defensive Line 1982

ANDREWS, MICKEY (Alabama '65) - Coordinator/Def. Backs 1977,78; Defensive Backs 1979,80

BAKER, ART (Presbyterian '53) - Freshmen 1965; Offensive Backs 1966-69

BANKS, B.C. (STUMPY) (Clemson '18) - Backs 1920,21

BARFIELD, DOUG (Southern Mississippi '57) - Offensive Backs 1970,71

BASS, TOM (Maryville '60) - Freshmen 1967-69; Defensive Line 1970-72; Defensive Ends 1973-75; Offensive Backs 1976; Administrative Assistant 1977-79

BECKISH, LARRY (Wichita State '63) - Offensive Ends 1968-70; Freshmen 1972; Offensive Ends 1973-76

BECKMAN, LARRY (Florida '66) - Offensive Line 1990-92

BIBEE, DAVID (Tennessee '75) - Outside Linebackers 1997; Defensive Backs 1998

BISACCIA, RICH (Yankton '83) - Running Backs 1993-98

BLACKWELL, DAVID (East Carolina '97) - Linebackers/ Recruiting Coordinator 2003-06; Linebackers 2007

BOLT, WAYNE (East Carolina '79) - Tight Ends 1986-89

BOWMAN, R.V.T. - Assistant 1896-98

BRINSON, LARRY (Florida '83) - Running Backs 1990-1993

BUGAR, MIKE (Florida State '67) - Defensive Line 1977-79

BURNS, BURTON (Nebraska '76) - Running Backs 1999-06

BURSON, JOE (Georgia '66) - Freshmen 1970; Defensive Ends 1971,72; Defensive Backs 1973-76

BUSTLE, RICKY (Clemson '77) - Defensive Backs 1979

CARLTON, BOBBY (Newberry '67) - Freshmen 1975

CARSON, JULES (Clemson '14) - Freshmen 1915, 1927-30

CARTER, RONNIE (Arkansas A&M '67) - Freshmen 1973,74; Offensive Line 1975

CHRISTENSEN, CLYDE (North Carolina '79) - Co-Offensive Coordinator/Quarterbacks 1993-95

COHEN, RUSS (Vanderbilt '17) - Defensive Back 1947-55

CONE, FRED (Clemson '51) - Recruiting Coordinator 1961-72

CONOVER, LARRY - Line 1920

COX, CARY (Clemson '49) - Freshmen 1949

COX, WALTER (Clemson '39) - Offensive Line 1940,43,44,46-50

CRAIG, JOHNSON - Freshmen 1933

CROWE, JACK (Alabama-Birmingham '70) - Quarterbacks 1986-88

D'ANDREA, BILL (Indiana State '72) - Graduate Assistant 1983,84; Offensive Line 1986-89

DAVIS, JOE (Southwestern) - Ends 1931-39

DENNING, DON (Presbyterian '60) - Recruiting Coordinator 1981; Defensive Backs 1982-85

DICKERSON, RON (Kansas State '71) - Defensive Coordinator 1991,92

DILLARD, BILL (Clemson) - Freshmen 1937,38

EARLE, JAMES (Clemson '89) - Tight Ends 1993,94

EMORY, ED (East Carolina '60) - Freshmen 1973; Offensive Backs 1974,75; Offensive Line 1976

ENSMINGER, STEVE (Louisiana State '79) - Offensive Coordinator/QBs 1997,98

FORD, DANNY (Alabama '70) - Assistant Head Coach/ Offensive Line 1977,78

FOX - 1919,20

FRAZIER, R.A. - 1908

FRIITTS, GEORGE (Clemson '42) - Line 1943

GANDY, A.P. - Freshmen 1914

GANTT, JOHN W. (Clemson) - Backs 1903-07

GEE, J. B. (Clemson '07) - Line 1927



Whitey Jordan served as an assistant coach at Clemson for 15 seasons after earning three letters as a Tiger between 1955-57.

GETTYS, E.F. (Clemson '22) - Line 1922

GILLIAM, TINK - Freshmen 1925,26

GOODALE, B.E. (Big Ben) (Clemson) - Freshmen 1922,25,29

GOODMAN, JIM (Florida '74) - Recruiting Coordinator 1991-1993

GRACE, RONNIE (Clemson '62) - Freshmen 1968,69; Defensive Line 1970

GUYON, JOE (Carlisle Institute) - Line 1928,29

HALEY, BRICK (Alabama A&M '89) - Outside Linebackers 1988

HALLMAN, CURLEY (Texas A&M '69) - Linebackers 1979,80; Defensive Backs 1981

HAMILTON - 1922

HARBISON, CHARLES (Gardner-Webb '82) - Defensive Backs 1995-97

HARPER, SMOKEY - 1927

HARPER, TOM (Kentucky '53) - Assistant Head Coach, Defensive Line 1981-88

HARVEY, B.C. (Clemson '28) - Line 1928

HEFFNER, PETE - Backs 1930-32

HERRIN, LES (Western Carolina '71) - Linebackers 1981-84, Defensive Line 1989-1993; Assistant Head Coach/Defensive Line 1993,94,96-98, Assistant Head Coach/Tight Ends/Tackles 1995

HERRING, REGGIE (Florida State '81) - Inside Linebackers 1993-01, Defensive Coordinator 1997-01

HINES, JACK (West Virginia '71) - Defensive Backs 1999-01; Linebackers 2002; Whips/Rovers 2003; Tight Ends 2004,05

HINSHAW, ROGER (Appalachian State '72) - Outside Linebackers, 1990-1993

HINSON, RANDY (Clemson '36) - Freshmen 1939,40; 1946-48

HOAGLAND, EARL (Purdue) - Offensive Backs 1935,36

HOBBY, MARION (Tennessee '95) - Defensive Line 2005

HOLLAND, JIM (Appalachian State '71) - Freshmen 1975

HOLLAND, JOE (Clemson '07) - Backs 1909

HOLLAND, LAWSON (Clemson '75) - Receivers 1979-85

HOWARD, FRANK (Alabama '31) - Line 1931-39

JOHNSON, BOBBY (Clemson '73) - Defensive Coordinator/ Defensive Backs 1993.

JOHNSON, ELLIS (The Citadel '75) - Outside Linebackers 1993-96; Defensive Line 1995; Co-Defensive Coordinator 1995; Defensive Coordinator 1996

JONES, BOB (Clemson '30) - Freshmen 1931-39; Offensive Ends/Defensive Ends 1940-65; Defensive Ends 1965-69

JORDAN, WHITEY (Clemson '59) - Freshmen 1959-64; Offensive Ends 1965-67; Offensive Coordinator 1968,69,93; Offensive Line 1970; Offensive Ends 1971,72

KINES, JOE (Jacksonville State '66) - Linebackers 1977,78

KING, BUDDY (Clemson '73) - Offensive Line 1976-1982

KIRK, JERRY (East Tennessee State '63) - Defensive Line 1977

KOENNING, VIC (Kansas State '83) - Defensive Coordinator/Defensive Backs 2005-07

LAYCOCK, JIMMYE (William & Mary '70) - Offensive Coordinator/Offensive Backs 1977-79

LATINA, JOHN (Virginia Tech '79) - Offensive Line 1993-98

LONG, BOBBY (Clemson '69) - Recruiting Coordinator 1968-70

LOVETT, JOHN (C.W. Post '73) - Defensive Coordinator/ Defensive Backs 2002-04

MacINTYRE, GEORGE (Miami (FL) '61) - Defensive Backs 1970-72

MAJOR, C.S. (Auburn) - Line 1913

MAXWELL, JOHN (Clemson '04) - Backs 1904

MAY, T.E. - 1922-24

McCORVEY, WOODY (Alabama State '72) - Tight Ends 1983-85; Wide Receivers 1986-89

McFADDEN, BANKS (Clemson '40) - Defensive Backs 1941,46-49; Freshmen 1950-54; Defensive Backs 1955-69

McLELLAN BILL (Clemson '54) - Freshmen 1966-69

McLEOD, A.P. (Furman) - Line 1927

McMILLAN, GOAT (Clemson '30) - Offensive Backs 1937-41,46-52; Freshmen 1953-64

McWHORTER, MAC (Georgia '73) - Offensive Tackles/ Tight Ends 1996-98

MOODY, DARRELL (N.C. State '70) - Offensive Coordinator/Quarterbacks 1996

MOORE, TOM (The Citadel '67) - Junior Varsity 1971-75; Defensive Backs 1976; Receivers 1977,78; Graduate Assistant 1988

MORRIS, W.C. - 1916,19

MOSS, C.S. (Clemson) - Freshmen 1933

MURRAY, DON (Arkansas A&M '66) - Offensive Coordinator/Quarterbacks 1974,75, Running Backs 1973-76

NAPIER, BILLY (Furman '03) - Tight Ends 2006; Tight Ends/ Recruiting Coordinator 2007

NORMAN, ROCK (Roanoke '15) - Freshmen 1940-42,46-54

NORWOOD, GORDON (Arkansas '69) - Freshmen 1970-72

O'CAIN, MIKE (Clemson '77) - Graduate Assistant 1977; Quarterbacks 2000-04; Offensive Coordinator 2004

OLIVER, BILL (Alabama '62) - Defensive Backs 1986-89; Defensive Coordinator 1989

ORGEL, FRANK (Georgia '61) - Defensive Line 1980

OWEN, DUKE (Georgetown '53) - Freshmen 1970; Offensive Line 1971-75

PADGETT, FRANK (Clemson '21) - Line 1926

PATTON, BOB (Clemson '53) - Freshmen 1966

PELL, CHARLEY (Alabama '63) - Assistant Head Coach/ Defensive Coordinator 1976

POWELL, ANDRE (Indiana '89) - Running Backs 2007

RAMSEY, GEORGE - Backs 1933,35

REEDY, CHUCK (Appalachian State '71) - Offensive Backs 1978-89

RICHARDS, CUL - Line 1924,25

RODRIGUEZ, RICH (West Virginia '86) - Assistant Head Coach/Offensive Coordinator/Quarterbacks 1999,00

ROGERS, TOM (Duke) - Ends 1942

RUMPH, CHRIS (South Carolina '94) - Defensive Line 2006,07

SATTERFIELD, STEVE (South Carolina '60) - Freshmen 1971; Offensive Backs 1972,73

SANDERS, RED (Vanderbilt '26) - Backs 1928-30

All-Time Assistant Coaches



SCHILLETTER, WILLIAM A. (Clemson '15) - Line 1915,19
SCOTT, BRAD (South Florida '79) - Assistant Head Coach/Tight Ends 1999-03; Assistant Head Coach/Offensive Coordinator 2000-03; Assistant Head Coach/Offensive Line 2004-06; Associate Head Coach/Offensive Line 2007
SEGARS, KEN (Clemson) - Freshmen 1939
SHAW, ED - Backs 1921
SHIVELY, DOUG (Kentucky '59) - Linebackers 1970-72
SMITH, BOB (Furman '34) - Defensive Line 1950-62; Defensive Coordinator/Defensive Line 1963-65, Defensive Coordinator/Linebackers 1966-69
SMITH, THIELEN (Louisiana State '77) - Defensive Line 1999-03; Whips/Rovers 2004
SPENCE, ROB (Iona '81) - Offensive Coordinator/Quarterbacks 2005-07
STELMAN, HAROLD (Arkansas '55) - Defensive Line 1973-76

STOCKSTILL, RICK (Florida State '82) - Quarterbacks 1989-93; Wide Receivers 1994-02; Passing Game Coordinator 1993; Co-Offensive Coordinator 1993-95; Recruiting Coordinator 1998-02
STOKLEY, NELSON (Louisiana State '68) - Quarterbacks 1980-85; Offensive Coordinator 1982-85
SWINGER, BILL (S.C. State '65) - Freshmen 1973-75
SWINNEY, DABO (Alabama '93) - Wide Receivers 2003-06; Assistant Head Coach/Wide Receivers 2007
TROTT, BOBBY (North Carolina '76) - Defensive Coordinator 1990
VAN DER HEYDEN, LARRY (Iowa State '62) - Offensive Line 1979-92, Offensive Coordinator 1990-92
WADE, DON (Clemson '52) - Freshmen 1953-58; Offensive Line 1959-67; Administrative Assistant 1983-88
WALLER, CHARLEY (Oglethorpe '42) - Offensive Backs 1957-65
WARE, BILLY (Clemson '70) - Defensive Backs 1978; Defensive Ends 1979; Administrative Assistant 1980

WEST, RON (Clemson '79) - Offensive Line 1999-03; Outside Linebackers 2004-07
WEST, TOMMY (Tennessee '75) - Defensive Ends 1982-89
WHITE, W.P. (Clemson '10) - Offensive 1910
WHITT, RICK (Catawba '76) - Defensive Backs 1980,81; Defensive Ends 1982,83
WILD, ORMAND (Clemson '54) - Freshmen 1965
WILLIAMS, R.C. - 1908
WILSON, RICHARD (Arkansas '81) - Wide Receivers 1990-92
WISE, CARL (King '37) - Offensive Backs 1955,56
WRENN, CLYDE (N.C. State '65) - Freshmen 1972; Recruiting Coordinator 1973-77, 1985-90
YOUNG, THEO (Arkansas '88) - Wide Receivers 1993

Note: Graduate assistants and part-time coaches not included; coaches must have coached during a season to be included.

Head Coaching Records

#	Head Coach	Alma Mater	Years	Seasons	Games	Conf. Champ.	Top-25 Years	7 or less or OT	SoCon/ACC	vs. AP Top 25
1	Walter Riggs	Auburn '93	1896,99	2	9	NA	NA	0-1	NA	NA
2	W.M. Williams	Auburn '96	1897	1	4	NA	NA	0-0	NA	NA
3	John Penton	Auburn '98	1898	1	4	NA	NA	0-0	NA	NA
4	John Heisman	Pennsylvania '92	1900-03	4	24	NA	NA	2-3-2	NA	NA
5	Shack Shealy	Clemson '00	1904	1	7	NA	NA	1-2-1	NA	NA
6	Eddie Cochems	Wisconsin '01	1905	1	6	NA	NA	0-1-1	NA	NA
7	Bob Williams ^B	Virginia '02	1906,09,13-15	5	46	NA	NA	8-6-6	0-2	NA
8	Frank Shaughnessy	Notre Dame '05	1907	1	8	NA	NA	2-2	NA	NA
9	John Stone	Vanderbilt '08	1908	1	7	NA	NA	0-3	NA	NA
10	Frank Dobson	Peddie Institute	1910-12	3	24	NA	NA	0-2-1	NA	NA
11	Wayne Hart	Georgetown (KY) '12	1916	1	9	NA	NA	1-1	NA	NA
12	Edward Donahue	Washington & Lee '16	1917-20	4	36	NA	NA	4-4-3	NA	NA
13	E.J. Stewart	Case Western Reserve	1921,22	2	18	0	NA	1-0-2	1-5	NA
14	Bud Saunders	Missouri '11	1923-26	4	33	0	NA	5-5-1	1-9-1	NA
15	Josh Cody	Vanderbilt '17	1927-30	4	41	0	NA	9-2-1	12-9	NA
16	Jess Neely	Vanderbilt '23	1931-39	9	85	0	1	14-14-7	18-13-2	1-0
17	Frank Howard	Alabama '31	1940-69	30	295	8	6	49-45-12	*100-48-5	9-28-1
18	Hootie Ingram	Alabama '55	1970-72	3	33	0	0	4-3	8-10	0-5
19	Red Parker	Arkansas A&M '53	1973-76	4	44	0	0	9-8-2	10-11-1	0-5
20	Charley Pell	Alabama '61	1977,78	2	23	1	2	6-2-1	10-1-1	2-3
21	Danny Ford ^F	Alabama '70	1979-89	11	129	5	7	26-19-4	56-16-1	20-12-1
22	Ken Hatfield	Arkansas '65	1990-93	4	46	1	3	8-5-1	19-10-1	8-7
23	Tommy West ^W	Tennessee '76	1993-98	5	59	0	0	6-14	21-19	4-12
24	Tommy Bowden	West Virginia '77	1999-07	9	111	0	4	19-21	42-30	13-20
Totals				112	1,096	15	23	174-163-45 (.514)	298-183-12 (.617)	58-92-2 (.388)

#	Head Coach	Aug./Sept.	Oct.	Nov.	Dec./Jan.	Bowl	Home	Away	Neutral	Overall	Win %
1	Walter Riggs	0-0	2-2	4-1	0-0	NA	0-0	3-3	3-0	6-3	.667
2	W.M. Williams	0-0	1-2	1-0	0-0	NA	0-0	2-2	0-0	2-2	.500
3	John Penton	0-0	1-1	2-0	0-0	NA	1-0	1-1	1-0	3-1	.750
4	John Heisman	0-0	10-2-1	9-1-1	0-0	NA	4-0	11-2-1	4-1-1	19-3-2	.833
5	Shack Shealy	0-0	2-2	1-1-1	0-0	0-0	1-1	1-1-1	1-1	3-3-1	.500
6	Eddie Cochems	0-0	2-0-1	1-2	0-0	0-0	0-0-1	2-2	1-0	3-2-1	.583
7	Bob Williams ^B	2-0	9-9-5	10-10-1	0-0	0-0	6-2-2	12-12-3	3-5-1	21-19-6	.522
8	Frank Shaughnessy	1-0	2-1	1-3	0-0	0-0	2-2	1-1	1-1	4-4	.500
9	John Stone	1-0	0-3	0-3	0-0	0-0	1-1	0-3	0-2	1-6	.143
10	Frank Dobson	1-0	6-6	4-6-1	0-0	0-0	4-3	7-6	0-3-1	11-12-1	.479
11	Wayne Hart	1-0	1-3	1-3	0-0	0-0	2-1	1-1	0-4	3-6	.333
12	Edward Donahue	4-0	7-7-1	10-5-2	0-0	0-0	11-3-1	5-8-2	5-1	21-12-3	.625
13	E.J. Stewart	0-1	4-3-1	2-5-1	0-1	0-0	4-2	2-7-1	0-1-1	6-10-2	.389
14	Bud Saunders	2-2-1	4-8	4-7	0-0	0-0	7-6-1	3-9	0-2	10-17-1	.375
15	Josh Cody	6-0-1	16-1	7-9	0-1	0-0	13-0-1	9-8	7-3	29-11-1	.720
16	Jess Neely	10-4-2	15-18-3	17-13-2	1-0	1-0	16-3-2	20-27-4	7-5-1	43-35-7	.547
17	Frank Howard	34-18-4	54-57-4	72-39-4	5-4	3-3	81-30-2	72-81-8	12-7-2	165-118-12	.580
18	Hootie Ingram	3-5	6-8	3-8	0-0	0-0	7-9	3-12	2-0	12-21	.364
19	Red Parker	3-8-1	6-10-1	8-7	0-0	0-0	12-9-1	5-16-1	0-0	17-25-2	.409
20	Charley Pell	4-2	9-0	5-1-1	0-1	0-1	9-2	9-1-1	0-1	18-4-1	.804
21	Danny Ford ^F	26-11-2	36-8	28-8-2	6-2	6-2	53-12-3	36-15-1	7-2	96-29-4	.760
22	Ken Hatfield	10-4	11-5-1	9-3	2-1	1-1	22-3-1	8-9	2-1	32-13-1	.707
23	Tommy West ^W	9-11	9-10	12-4	1-3	1-3	18-13	12-12	1-3	31-28	.525
24	Tommy Bowden	26-12	21-14	18-11	4-5	3-5	42-16	23-21	4-5	69-42	.622
Totals		143-78-11 (.640)	234-180-18 (.563)	229-150-16 (.600)	19-18 (.514)	15-15 (.500)	316-118-15 (.720)	248-260-23 (.489)	61-48-7 (.556)	625-426-45	.591

^B - coached five games in 1926; ^F - coached one game in 1978; ^W - coached one game in 1993; * - includes a 66-30-2 (.684) record against ACC teams

