

33 GARLON GREEN
Junior • Guard/Forward

10 HANK THORNS
Senior • Guard

23 J.R. CADOT
Senior • Guard

TCU

HORNED FROG BASKETBALL

2 0 1 1 - 1 2 F A C T B O O K



5 KYAN ANDERSON
Freshman • Guard

2 CONNELL CROSSLAND
Junior • Forward

21 NATE BUTLER
Junior • Guard

TCU

41 CRAIG WILLIAMS
Senior • Forward

24 ADRICK MCKINNEY
Junior • Forward

25 CHRIS ZURCHER
Sophomore • Guard

ROSTER / TRAVEL INFORMATION

NUMERICAL ROSTER (14)

No.	Name	Pos.	Ht.	Wt.	Yr.-Exp.	Hometown (High School)/Previous School
1	Jarvis Ray	G	6-6	195	So.-1L	New Orleans, La. (O. Perry Walker)
2	Connell Crossland	F	6-7	195	Jr.-TR	St. Louis, Mo. (Hazelwood Central)/John A. Logan College
4	Amric Fields	F	6-9	215	So.-1L	Oklahoma City, Okla. (Putnam City West)
5	Kyan Anderson	G	5-11	165	Fr.-HS	Fort Worth, Texas (North Crowley)
10	Hank Thorns	G	5-9	165	Sr.-1L	Las Vegas, Nev. (Valley)/Virginia Tech
11	Thomas Montigel	G	6-2	190	So.-1L	Fort Worth, Texas (Paschal)
13	Cheick Kone	C	6-10	240	Jr.-1L	Bamako, Mali (Cornerstone Christian)/Howard College
21	Nate Butler	G	6-6	200	Jr.-TR	Dorado, Puerto Rico (M.E.C.A.)/John A. Logan College
23	J.R. Cadot	G	6-5	210	Sr.-1L	Nassau, Bahamas (C.V. Bethel)/Sheridan College
24	Adrick McKinney	F	6-8	260	Jr.-TR	Fort Worth, Texas (Trimble Tech) /Angelina College
25	Chris Zurcher	G	6-0	165	So.-HS	San Antonio, Texas (Johnson)
31	Marin Bavcevic	G	6-2	190	Sr.-2L	Split, Croatia (The Patterson School)
33	Garlon Green	G/F	6-7	215	Jr.-2L	Missouri City, Texas (Hightower)
41	Craig Williams	F	6-8	265	Sr.-TR	Christiansted, St. Croix, USVI (Central)/Temple

ALPHABETICAL ROSTER (14)

No.	Name	Pos.	Ht.	Wt.	Yr.-Exp.	Hometown (High School)/Previous School
5	Kyan Anderson	G	5-11	165	Fr.-HS	Fort Worth, Texas (North Crowley)
31	Marin Bavcevic	G	6-2	190	Sr.-2L	Split, Croatia (The Patterson School)
21	Nate Butler	G	6-6	200	Jr.-TR	Dorado, Puerto Rico (M.E.C.A.)/John A. Logan College
23	J.R. Cadot	G	6-5	210	Sr.-1L	Nassau, Bahamas (C.V. Bethel)/Sheridan College
2	Connell Crossland	F	6-7	195	Jr.-TR	St. Louis, Mo. (Hazelwood Central)/John A. Logan College
4	Amric Fields	F	6-9	215	So.-1L	Oklahoma City, Okla. (Putnam City West)
33	Garlon Green	G/F	6-7	215	Jr.-2L	Missouri City, Texas (Hightower)
34	Cheick Kone	C	6-10	240	Jr.-1L	Bamako, Mali (Cornerstone Christian)/Howard College
24	Adrick McKinney	F	6-8	260	Jr.-TR	Fort Worth, Texas (Trimble Tech)/Angelina College
24	Thomas Montigel	G	6-2	190	So.-1L	Fort Worth, Texas (Paschal)
1	Jarvis Ray	G	6-6	195	So.-1L	New Orleans, La. (O. Perry Walker)
10	Hank Thorns	G	5-9	165	Sr.-1L	Las Vegas, Nev. (Valley)/Virginia Tech
41	Craig Williams	F	6-8	265	Sr.-TR	Christiansted, St. Croix, USVI (Central)/Temple
25	Chris Zurcher	G	6-0	165	So.-HS	San Antonio, Texas (Johnson)

COACHES & STAFF

Head Coach: Jim Christian [Rhode Island, '88; 4th season at TCU (38-58; 396); 10th season overall (176-116; 603)]

Assistant Coaches: Bill Wuczynski (UNLV, '96 / 4th season); Reggie Brown (UT Arlington, '99 / 1st season); Rob Evans (New Mexico State, '68 / 1st season)

Director of Operations: Cody Hopkins (Northeastern State, '06 / 3rd season)

Graduate Assistants: Kevin Bartlett (TCU, '11), Chip Cunningham (TCU, '11); Grant McMillan (TCU, '09)

Assistant A.D. for Sports Medicine: Chris Hall (TCU, '83 / 27th season)

Assistant Strength & Conditioning Coach: Stephen Gephardt (Arizona State, '04 / 5th season)

PRONUNCIATION GUIDE

KYAN Anderson	KEY-un	AMRIC Fields	AM-rick
MARIN BAVCEVIC	MAHR-in bov-CHE-vich	CHEICK KONE	SHECK KO-nay
J.R. CADOT	CAD-it	Bill WUCZYNSKI	Woo-ZIN-ski
CONNELL Crossland	Cuh-NELL	Chris ZURCHER	ZUR-chur

FROGS BY COUNTRY/STATE

UNITED STATES (9)—

- Louisiana (1):** Jarvis Ray
- Missouri (1):** Connell Crossland
- Nevada (1):** Hank Thorns
- Oklahoma (1):** Amric Fields
- Texas (5):** Kyan Anderson, Garlon Green, Adrick McKinney, Thomas Montigel, Chris Zurcher

BAHAMAS (1)—

CROATIA (1)—Marin Bavcevic

MALI (1)—

PUERTO RICO (1)—Nate Butler

VIRGIN ISLANDS(1)—

Craig Williams

FROGS BY MAJOR

Business (3)—Marin Bavcevic, Thomas Montigel, Chris Zurcher

Communications (7)—Nate Butler, J.R. Cadot, Connell Crossland, Amric Fields, Cheick Kone, Adrick McKinney, Hank Thorns

Graduate Studies (1)—Craig Williams (liberal arts)

Liberal Arts (2)—Garlon Green, Jarvis Ray

Pre-Major (1)—Kyan Anderson

ROAD HOTEL INFORMATION

PARADISE JAM

St. Thomas, Virgin Islands
Marriott Frenchman's Reef
#5 Estate Bakkeroe
St. Thomas, USVI 00802
Phone: (340) 776-8500

HOUSTON

Houston, Texas
Four Seasons
1300 Lamar St.
Houston, TX 77010
Phone: (713) 650-3017

EVANSVILLE

Evansville, Ill.
TBA
--
--
--

USC

Los Angeles, Calif.
JW Marriott L.A. Live
900 West Olympic Blvd.
Los Angeles, CA 90015
Phone (213) 765-8600

COLORADO STATE

Fort Collins, Colo.
Marriott Hotel Fort Collins
350 East Horsetooth Road
Fort Collins, CO 80525
Phone: (970) 226-5200

UNLV

Las Vegas, Nev.
Hard Rock Hotel & Casino
4455 Paradise Road
Las Vegas, NV 89169
Phone: (702) 693-5000

NEW MEXICO

Albuquerque, N.M.
Hyatt Regency Albuquerque
330 Tijeras Ave. NW
Albuquerque, NM 87102
Phone: (505) 842-1234

SAN DIEGO STATE

San Diego, Calif.
Marriott Marquis & Marina
333 West Harbor Dr.
San Diego, CA 92101
Phone: (619) 234-1500

SMU

Dallas, Texas
TBA
--
--
--

BOISE STATE

Boise, Idaho
The Grove
245 South Capitol Blvd.
Boise, ID 83701
Phone: (208) 333-8000

AIR FORCE

Colorado Springs, Colo.
TBA
--
--
--

WYOMING

Laramie, Wyo.
Hilton Garden Inn
229 Grand Ave.
Laramie, WY 82070
Phone: (307) 745-5500

MWC TOURNAMENT

Las Vegas, Nev.
Hard Rock Hotel & Casino
4455 Paradise Road
Las Vegas, NV 89169
Phone: (702) 693-5000

TCU MEDIA RELATIONS / MEDIA POLICIES

TCU MEDIA RELATIONS CONTACTS



MARK COHEN
Director
Football, Women's Golf
Office: (817) 257-5394
Cell: (817) 343-2017
E-mail: m.cohen@tcu.edu



ANDY ANDERSON
Assistant Director
Men's Basketball, Men's Golf, Football
Office: (817) 257-5367
Cell: (817) 343-6465
E-mail: a.anderson2@tcu.edu



BRANDIE DAVIDSON
Assistant Director
Volleyball, Baseball, Rifle
Office: (817) 257-7479
Cell: (817) 343-2050
E-mail: b.i.davidson@tcu.edu



JAIME HANDY
Assistant Director
Soccer, Track & Field/XC, Men's Tennis
Office: (817) 257-5378
Cell: (817) 343-2064
E-mail: j.handy@tcu.edu



MATT HOOVER
Assistant Director
Women's Basketball, Equestrian, Football
Office: (817) 257-5299
Cell: (817) 343-9914
E-mail: m.hoover@tcu.edu



CHRIS PERRY
Graduate Assistant
Swimming & Diving, Women's Tennis
Office: (817) 257-5379
Cell: (817) 343-2525
E-mail: c.perry@tcu.edu



DEANNA DAMON
Administrative Assistant
Office: (817) 257-7969
Cell: (512) 784-8861
E-mail: deanna.damon@tcu.edu

TCU ATHLETICS MEDIA RELATIONS

The TCU Athletics Media Relations Office is located on the main level of Daniel-Meyer Coliseum in room 104. The office is open from 8 a.m. to 5 p.m., Monday through Friday. The main office phone number is (817) 257-7969 and the fax number is (817) 257-7964. The men's basketball contact is Andy Anderson. Anderson can be reached directly in his office at (817) 257-5367 or via e-mail at a.anderson2@tcu.edu. Media members may also contact him on his cell phone at (817) 343-6465.

MOUNTAIN WEST MEDIA RELATIONS

Contact the Mountain West Communications Department for any information or questions concerning Mountain West men's basketball during the 2010-11 season. The MW basketball media contact is Kim Melcher. She can be reached by phone at (719) 488-4052 or via e-mail at kmelcher@themwc.com. For the most up-to-date information regarding MW men's basketball, visit the official website of the league at www.themwc.com.

TCU ON THE WORLD WIDE WEB

All TCU basketball information is available on the World Wide Web at the official website of TCU athletics, which is www.gofrogs.com. All statistical information, along with an archive of the entire season's game stories, game notes and press releases, can be found there. The site is managed by CBS College Sports.

INTERVIEW REQUESTS

Interviews with TCU basketball student-athletes and coaches must be scheduled directly through the TCU Athletics Media Relations Office by contacting Andy Anderson. Requests should be made at least 24 hours in advance. Practices, which are closed and off-limits to all media representatives, are typically held between the hours of 2 p.m. and 5 p.m., however, media members should call to verify the schedule and notify the media relations department of their attendance. While telephone interviews with local media members are permissible, in-person interviews with student-athletes and coaches are recommended and encouraged.

DANIEL-MEYER COLISEUM

The TCU men's basketball team plays its home games at Daniel-Meyer Coliseum on the TCU campus. The facility is located on the southwest side of campus on Stadium Drive, next to Amon G. Carter Stadium. The physical address is 2900 South Stadium Drive. Parking spaces for working media are limited in the DMC lot. Ample media parking is available in Lot 1A, which is located across Bellaire Drive North, north of the football practice fields.

MEDIA WILL CALL

The location of media will call has changed from the traditional location of past seasons. Media passes will now be left at the main TCU ticket office window, located on the east side of Daniel-Meyer Coliseum that faces Stadium Drive. Passes will no longer be available at the tunnel entrance.

MEDIA CREDENTIALS

Any media outlet wishing to cover a TCU home game must contact the TCU Athletics Media Relations Office in writing on official letterhead or from a work e-mail address, or by phone to receive a working press pass for the event. Requests must be received by noon for a night game or by the previous day for an afternoon contest. Working media with special needs or requests are advised to contact Andy Anderson prior to gameday.

GAME-DAY SERVICES

The TCU Athletics Media Relations Office will provide rosters of both teams, game notes, statistics and media guides to accredited media members for each home contest in the Varsity Club Room, which is located on the DMC concourse level behind section H. Complete statistics and game books will be available following each game. Media wishing to file stories after the game may do so in the Varsity Club Room, while food and drinks will be available for working media members prior to each home game in the same location.

JUST TCU, THANK YOU!

Though the TCU Department of Intercollegiate Athletics is a proud and integral part of Texas Christian University, it desires to be recognized simply as TCU (acronym only) Athletics. Ditto regarding references to its sports teams: TCU football, TCU basketball, TCU baseball, etc.

In all sports-related media references, we respectfully urge that the university's teams be identified with an appropriate appellation – TCU. In subsequent references of the same presentation the team may be referred to by nickname – Horned Frogs. A shorter version of the nickname, Frogs, is acceptable in later usage.

RADIO BROADCASTS

Four (4) courtesy telephone lines, as well as two (2) ISDN SPIDS, are available courtside on press row for the visiting team's official radio station. The visitor's radio location is at the north (tunnel) end of press row. The TCU/IMG Sports Network is located in the middle of press row. The visiting phone line numbers are: (817) 257-7076, 257-7077, 257-7078 and 257-7079. If additional lines are needed, TCU Director of Broadcasting Brian Estridge serves as the local contact when placing phone line orders. He can be contacted at (817) 257-5462 or via e-mail at b.estrige@tcu.edu. The ISDN circuit is 12-BJD561302 and switch type is G3 R5. The SPID numbers are 817-314-7450 0101 and 817-314-7451 0101. Commence all outgoing calls by dialing nine first. Also, for ease of operation, all outgoing calls should be placed with either a calling card or by collect. If problems are encountered TCU's Bruce Hudson is on call during all TCU home games.

PHOTOGRAPHERS

As prescribed in NCAA and Mountain West Conference guidelines, working photographers will be limited to the court baseline areas for game-time shooting. No photographers will be allowed to shoot courtside from in front of either the officials or press row tables. Additionally, tripods will not be allowed at courtside or along the end lines. Strobe light installations must first gain approval by TCU Associate Athletics Director Ross Bailey. He can be reached at (817) 257-5658 or via e-mail at r.bailey@tcu.edu. No upper-level shooting platforms are available in Daniel-Meyer Coliseum. Space does not allow for freelancers. Photographers who wish to cover TCU home games must apply for credentials via TCU Athletics Media Relations guidelines.

TCU ON THE RADIO

TCU men's basketball games are broadcast live on the radio in the DFW Metroplex on either 1460 KCLE FM or 88.7 KTCU FM, with select games airing on 820 AM WBAP. For the 13th consecutive season, Brian Estridge will serve as the primary play-by-play announcer, while he will be joined by John Denton, who is in his 22nd year as color analyst. Horned Frog games are also broadcast live on the athletics website at www.gofrogs.com.

POST-GAME INTERVIEWS

TCU head coach Jim Christian and requested student-athletes will be available for interviews in the tunnel outside the locker rooms following a brief cooling off period. If requested, opposing coaches and student-athletes will also be available to the media at the same location. To request specific players for post-game interviews, contact Andy Anderson during the second half of the game. The TCU locker room is closed to the media both at home and on the road.

HIGH SPEED INTERNET ACCESS

High speed Internet access at home TCU basketball games is available through a wireless signal. The wireless connection is available in the Varsity Club Room and courtside. To use the wireless connection, join the secured network "Authorized Guests of TCU" and then launch your Web browser. You should see a login page requesting a username and password. TCU media relations will provide login information good for one game only. Should you encounter technical difficulties, contact a member of TCU media relations and he/she will be happy to assist you.

MEDIA INFORMATION

LOCAL MEDIA OUTLETS

PRINT

FORT WORTH STAR-TELEGRAM

400 W. 7th Street
Fort Worth, Texas 76102
Phone _____ (817) 390-7760
Fax _____ (817) 390-7210
Celeste Williams, Managing Sports Editor
Tom Johanningmeier, Deputy Sports Editor
Stefan Stevenson, Beat Writer
Mac Engel, Columnist
Gil Lebreton, Columnist
Randy Galloway, Columnist

THE DALLAS MORNING NEWS

508 Young St.
Dallas, Texas 75202
Phone _____ (214) 977-8444
Fax _____ (214) 651-0580
Bob Yates, Asst. Managing Editor-Sports
Garry Leavell, Sports Editor
Mark Konradi, Deputy Sports Editor
Kate Hairopoulos, Beat Writer

TCU DAILY SKIFF

TCU Box 298050
Fort Worth, Texas 76129
Phone _____ (817) 257-7428
Fax _____ (817) 257-7133

ASSOCIATED PRESS

4851 LBJ Freeway, Suite 300
Dallas, Texas 75244
Phone _____ (972) 991-2100
Fax _____ (972) 991-7207
Jaime Aron, Sports Editor
Stephen Hawkins, Writer

RADIO

TCU/IMG SPORTS NETWORK

TCU Box 297600
Fort Worth, Texas 76129
Phone _____ (817) 257-5462
Fax _____ (817) 257-7964
Brian Estridge, Director

WBAP (820 AM; 96.7 FM)

2221 East Lamar, Suite 400
Arlington, Texas 76006
Phone _____ (817) 695-1820
Fax _____ (817) 695-0850

KTCU (88.7 FM)

TCU Box 298000
Fort Worth, Texas 76129
Phone _____ (817) 257-7631
Fax _____ (817) 257-7637
Russell Scott, Station Manager/Sports Dir.

ESPN RADIO KESN (103.3 FM)

400 E. Las Colinas Blvd.
Suite 1033
Irving, Texas 75039
Phone _____ (817) 695-1820
Fax _____ (817) 695-3505

KRLD (1080 AM; 105.3 FM)

4131 N Central Expressway
Suite 500
Dallas, Texas 75204
Phone _____ (214) 525-7000
Fax _____ (214) 525-7371

KHFX (1460 AM)

P.O. Box 1629
Cleburne, Texas 76033
Phone _____ (817) 645-6643
Fax _____ (817) 645-6644

KTCK (1310 AM)

3500 Maple Ave., Suite 1310
Dallas, Texas 75219
Phone _____ (214) 526-7400
Fax _____ (214) 525-2525

TELEVISION

KDFW-TV (FOX-CHANNEL 4)

400 N. Griffin
Dallas, Texas 75202
Phone _____ (214) 720-3158
Fax _____ (214) 720-3263
Kevin Morrell, Mike Doocy, Max Morgan,
Chris Yates

KXAS-TV (NBC-CHANNEL 5)

3900 Barnett Street
Fort Worth, Texas 76103
Phone _____ (817) 654-6465
Fax _____ (817) 654-6354
Newy Scruggs, Matt Barrie, Rontina McCann,
Sam Hale

WFAA-TV (ABC-CHANNEL 8)

606 Young Street
Dallas, Texas 75202
Phone _____ (214) 748-9631
Fax _____ (214) 977-6280
Sean Hamilton, Jose Gant, Dale Hansen,
Joe Trahan, George Riba, Ted Madden

KTVT-TV (CBS-CHANNEL 11)

5233 Bridge Street
Fort Worth, Texas 76103
Phone _____ (817) 586-7441
Fax _____ (817) 509-1063
Dandy Killeen, Chris Bullock, Steve Dennis,
Bill Jones, Babe Laufenberg,
Mark McLemore, Gina Miller

KDAF-TV (CW-CHANNEL 33)

8001 John Carpenter Freeway
Dallas, Texas 75247
Phone _____ (214) 252-3334
Fax _____ (214) 252-3379
Chase Williams, Andy Scholes

FOX SPORTS SOUTHWEST

100 East Royal Lane Suite 200
Irving, Texas 75039
Phone _____ (972) 868-1436
Fax _____ (972) 868-1678
Jeff Gibson, John Rhadigan, Ric Renner, Dana
Larson

FORT WORTH DIRECTORY—Area Code (817)

AIRLINES

American _____ 267-1151
Continental _____ 268-2300
Delta _____ (800) 325-1999
Southwest _____ (800) 435-9792
United _____ (800) 241-6522
US Airways _____ (800) 428-4322

ATTRACTIONS

Amon Carter Museum _____ 738-1933
Bass Performance Hall _____ 212-4200
Cowgirl Hall of Fame _____ 336-4475
Dallas Cowboys _____ (972) 785-4800
Dallas Mavericks _____ (972) 988-3865
Dallas Stars _____ (214) 467-8277
FC Dallas _____ (214) 979-0303
Fort Worth Chamber of Commerce
(Sundance Square, Stockyards,
Cultural District) _____ (800) 433-5747
Fort Worth Zoo _____ 871-7050
Kimball Art Museum _____ 332-8451
Modern Art Museum _____ 738-9215
Museum of Science &
History _____ 255-9300
Texas Rangers _____ 273-5100

FORT WORTH HOTELS

Ashton Hotel _____ 332-0100
Courtyard - Lands End _____ 737-6923
Courtyard Marriott
(Downtown) _____ 885-8700
(University) _____ 335-1300
Crowne Plaza _____ 293-3088
Embassy Suites _____ 332-6900
Fairfield Inn _____ 335-2000
Hilton _____ 870-2100
Hyatt Place _____ 361-9797
Omni _____ 535-6664
Residence Inn
(University) _____ 870-1011
(FW Cultural District) _____ 885-8250
Sheraton _____ 335-7000
Spring Hill Suites _____ 878-2554
Worthington Renaissance _____ 870-1000

RENTAL CARS

Advantage-DFW Airport _____ (972) 263-8686
Alamo _____ (800) 327-9633
Avis _____ (800) 331-1212
Budget _____ (800) 527-7000
Enterprise _____ (800) 736-8222
Hertz _____ (800) 654-3131
National-DFW Airport _____ (800) 227-7368
Thrifty-DFW Airport _____ (972) 929-6300

TAXI CAB

Yellow Cab (General) _____ 534-5555

RESTAURANTS

Angelo's BBQ _____ 332-0357
Blue Mesa Grill _____ 332-6372
Charleston's _____ 735-8900
Chili's _____ 429-2002
Esperanza's _____ 923-1961
Flying Fish _____ 989-2277
Hammerhead Sushi _____ 927-0420
Hoffbrau Steakhouse _____ 870-1952
Joe T. Garcia's _____ 626-4356
Kincaid's Burgers _____ 732-2881
Macaroni Grill _____ 336-6676
Mellow Mushroom _____ 207-9677
Mi Cocina _____ 569-1444
Panera _____ 870-1959
Pappadeaux Seafood _____ 877-3343
Pappas Burger _____ 870-9736
Pappasito's _____ 877-5546
Railhead BBQ _____ 738-9808
Red, Hot & Blue _____ 731-8770
Razzoo's Cajun Cafe _____ 292-8584
Rosa's Cafe _____ 361-5900

TEXAS CHRISTIAN UNIVERSITY

Admissions _____ (800) 828-3764
Athletics Information _____ 257-7969
Athletics Ticket Office _____ 257-FROG (3764)
Information Desk _____ 257-7927

TCU-IMG SPORTS NETWORK

On July 1, 2006, TCU reached a seven-year agreement with IMG Sports - the national leader in collegiate sports marketing - that provides the company with primary multi-media rights to TCU Athletics. Due to the success of the partnership, the agreement was extended to 2018. With the partnership, IMG Sports receives the rights to all sales and marketing opportunities associated with the Frogs, including the TCU radio network for all sports, advertising, promotions and signage in athletic facilities.

Thanks in part to a multi-year agreement between TCU and Metroplex-based 820 AM WBAP (96.7 FM), the Frog faithful and nearly six million people throughout the region will have access to every Frog football and men's basketball game. The TCU/IMG Sports Network broadcasts can also be heard around the world via the Internet on GoFrogs.com.



FROGS ON THE RADIO

Each 2011-12 TCU men's basketball contest will be broadcast live on the radio in the Metroplex on either KCLE 1460 AM / 93.3 FM or WBAP 820 AM / 96.7 FM with veteran play-by-play man Brian Estridge calling the action. Estridge, in his 13th season as the "Voice of the Frogs," is joined by 22nd-year color commentator John Denton. Select games will also be broadcast by TCU's campus station, KTCU 88.7 FM. Frog fans outside of the Fort Worth-Dallas area unable to receive the radio broadcasts can follow the Frogs live via the Internet at www.gofrogs.com.



TCU BASKETBALL BROADCAST PERSONALITIES



BRIAN ESTRIDGE - Play-By-Play Announcer

Brian Estridge begins his 13th season as the "Voice of the Horned Frogs" and TCU's Director of Broadcasting. In addition to his insightful and entertaining play-by-play radio duties for TCU, Estridge has provided play-by-play duties for numerous ESPN and CBS/Westwood One radio productions and serves as the co-host of the WBAP Morning News.

A native of Kershaw, S.C., Estridge began his radio career at the age of 14 where he made stops in South Carolina, North Carolina and Ohio providing play-by-play coverage for Miami (OH) University as well as Appalachian State University. The Voice of the Frogs has been honored by both the Texas Associated Press Broadcasters and the Press Club of Dallas as the best collegiate play-by-play announcer in the state. He was one of three nominees in 1996 for the North Carolina Sportscaster of the Year.

A graduate of Appalachian State, Estridge and his wife, Rebecca, reside in Colleyville with their two children, Gaines and Ellie.



JOHN DENTON - Analyst

John Denton begins his 22nd season as the color analyst for the TCU/ISP Sports Network. A former standout for the Frog football team, Denton went from walk-on to a four-year letterman as a kicker and punter for the Frogs from 1981-84 where he completed his career at the 1984 Bluebonnet Bowl.

Denton has drawn myriad broadcast assignments during his radio career with CBS/Westwood One in their coverage of the NCAA Basketball Tournament, NFL Monday Night Football, NFL Playoffs as well as Major League Baseball's Game of the Week. In May of 2007, Denton was recognized by the All-American Football Foundation with its prestigious Lindsey Nelson Outstanding Broadcaster Award for excellence in broadcasting and dedication to the college football.

A graduate of TCU and the Director of Major Gifts for the TCU Frog Club, Denton and his wife, Linda, live in Southlake with their two daughters, Erin and Meredith.

BROADCAST INFORMATION

THE MOUNTAIN WEST ON TELEVISION

The Mountain West announced its 2011-12 men's basketball television schedule on Sept. 14, and it features a minimum of 80 telecasts available on a national basis.

CBS Sports Network will air 17 games and NBC Sports Network, which will officially change its name from VERSUS on January 2, 2012, is scheduled for eight telecasts. The Mtn.-MountainWest Sports Network will televise 57 games, again featuring a unique telecast schedule that includes triple-headers on select weekends to maximize institutional exposure and provide fans a wide selection of games.

All 56 Conference regular season match-ups, as well as all eight MW Championship contests, are included in the television broadcasts. Conference play commences on Saturday, January 14, 2012, with New Mexico at Wyoming, UNLV at San Diego State, Air Force at Boise State and TCU at Colorado State.

MOUNTAIN WEST TELEVISION PARTNERS

CBS SPORTS NETWORK

CBS Sports Network, the 24-hour power in college sports, is the nation's leading digital and cable programming company dedicated to college sports. The network connects more fans to more college sports than any other company and is now available to more than 80 million households across the nation.

CBS Sports Network is scheduled to broadcast 17 regular season MW men's basketball games this year, including two TCU matchups—Dec. 6 vs. Texas Tech and Dec. 31 vs. Tulsa. The network also will carry two of the four quarterfinal-round contests from the 2012 Conoco Mountain West Championship, as well as both semifinal games.



THE MTN. - MOUNTAIN WEST SPORTS NETWORK

The Mtn. (Mountain West Sports Network), the first network dedicated to a collegiate athletic conference, provides sports fans blanket coverage of MW athletics across multiple sports. The Mtn. features more MW games on television than ever before in 2010-11, including 57 live men's basketball games.

At least 15 TCU games will appear on The Mtn. this season, including each of the team's 14 regular-season MW contests. The Mtn. will also carry each of the four quarterfinal-round matchups during the 2012 Conoco Mountain West Championship.



NBC SPORTS NETWORK

The VERSUS Network officially will be rebranded as NBC Sports Network on Jan 1, 2012.

NBC Sports Network is widely available on cable systems across the country and via satellite on both DIRECTV (channel 603) and Dish Network (channel 151).

NBC Sports Network will carry eight regular-season MW men's basketball telecasts during the 2011-12 season, as well as the Conoco Mountain West Championship game on March 10.



DANIEL-MEYER COLISEUM - 'THE DMC'

DANIEL-MEYER COLISEUM POINTS OF INTEREST

TCU Media Relations Office: Concourse level near section L (Room 104).

Varsity Club Room (Media Room): Concourse level near section GH (Room 107).

Home Bench: Tunnel end of the arena (right side of court when facing the TCU at center court).

Visitor Bench: Opposite from tunnel end of the arena (left side of court when facing the TCU at center court).

Press Row: Faces the TCU logo at center court opposite the home and visitor benches.

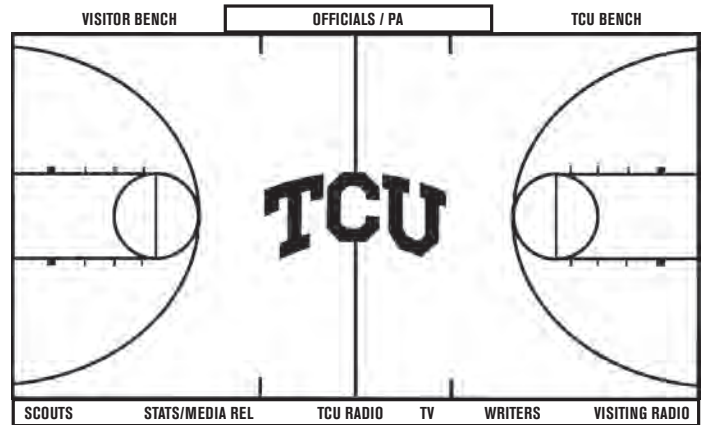
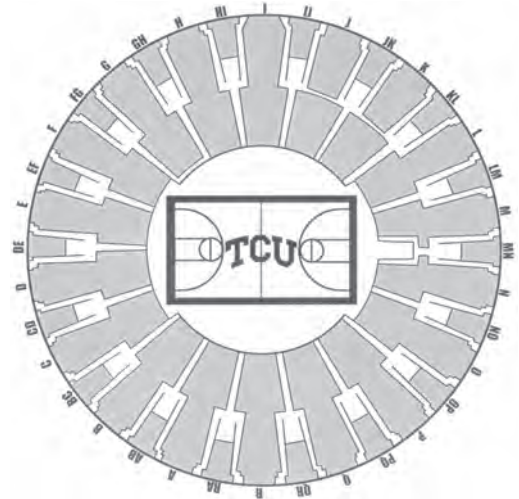
DIRECTIONS TO DANIEL-MEYER COLISEUM

From DFW Airport: Take the South Airport Exit and head west on Highway 183. Highway 183 becomes Interstate 820/Highway 121. Continue south on 121 toward downtown Fort Worth. Merge onto Interstate 35W and head south until you come to the Berry Street exit. Turn right (west) and proceed for approximately three miles on Berry Street until you reach the TCU campus. Continue west past University Drive and turn right (north) on Stadium Drive. Continue through one four-way stop sign and turn left at the second four-way stop to enter the DMC parking lot.

From Interstate 30: Take Interstate 30 (east or west) to the University Drive exit. Go south on University Drive for approximately one mile until you reach the TCU campus. Turn right (west) on Cantey Street (stoplight) and proceed to Stadium Drive (stop sign). Turn left (south) on Stadium Drive and proceed one block until you reach a four-way stop. Turn right at the stop sign to enter the Daniel-Meyer Coliseum parking lot.

From Interstate 20: Take Interstate 20 (east or west) to the Hulen Street exit. Take Hulen Street north for one mile until you come to Bellaire Drive. Turn right onto Bellaire Drive East (which becomes Berry Street) until you reach the stoplight at Stadium Drive. Turn left (north) on Stadium Drive and proceed two blocks until you come to a four-way stop. Turn left at the stop sign to enter the DMC parking lot.

From Interstate 35W: Take Interstate 35W (north or south), until you come to the Berry Street exit. Head west and proceed for approximately three miles on Berry Street until you reach the TCU campus. Continue west past University Drive and turn right (north) on Stadium Drive. Continue through one four-way stop sign and turn left at the second four-way stop to enter the DMC parking lot.



THE DMC / SCHOLLMAIER BASKETBALL COMPLEX

DANIEL-MEYER COLISEUM

Daniel-Meyer Coliseum, also known around Fort Worth, Texas, as the DMC, has provided TCU's men's and women's basketball teams with huge home-court advantages since the arena's 1961 opening.

In one of the most history-rich arenas in the Southwest, the DMC is regarded as one of the best tickets in the Fort Worth community. The Frogs have posted a .625 winning percentage (426-256) since the doors of the DMC opened on December 18, 1961.

The DMC can easily seat 7,201 loud and passionate TCU fans. For special games, the facility can seat even more, such as the school-record 7,267 that packed the stands to watch the Frogs square-off against No. 2 Kansas on Dec. 1, 2003. The DMC's No. 3 all-time crowd figure of 7,258 showed up on Feb. 19, 2011 to see TCU take on No. 7 BYU.

On June 30, 2003, TCU finished the installation and painting of a brand new floor for Daniel-Meyer Coliseum. The women's and men's teams had been competing on the original floor, which was installed in 1960 and first used in 1961. The new hardwood is a state-of-the-art Connor Uni-Force floor that is designed to help increase bounce and reduce player injuries. The shock absorption factor on the old floor was estimated to be 10 percent. The new Connor Uni-Force floor has a shock absorption factor of 65 percent with a ball rebound in the upper 90th percentile.

The facility has undergone a number of other renovations and expansion projects over the years. More recent undertakings have included the addition of completely refurbished basketball dressing rooms and a sports medicine complex; a new four-panel LED scoreboard and LED boards along the court sidelines; and seating replacement that is scheduled to continue over the next few years.

The DMC has 7,166 armchair seats, each facing toward center court, and can accommodate the addition of approximately 1,200 chairs on the floor, giving a total capacity of nearly 8,500 for certain events.

The total cost of the original coliseum structure upon its completion was \$1,450,000. The project was completed in just nine months. The coliseum is named in honor of two prominent figures in TCU athletics history, the late Milton Daniel, former chairman of the Board of Trustees and lifelong friend of the uni- versity, and L.R. "Dutch" Meyer, former Horned Frog head football coach and athletics director.

DANIEL-MEYER COLISEUM SELLOUT CROWDS

No.	Attendance	Date	Opponent	Result	Score
1.	7,267	12/1/03	Kansas	L	66-85
2.	7,260	1/12/83	Houston	L	51-54
3.	7,258	2/19/11	BYU	L	56-79
4.	7,232	2/19/72	Texas A&M	L	67-75
	7,232	2/17/72	SMU	W	93-84
	7,232	2/6/71	Baylor	W	102-87
	7,232	1/31/70	Baylor	W	90-71
	7,223	2/22/86	Texas	W	55-54
9.	7,218	11/04/04	Texas Tech	W	83-68
10.	7,216	1/31/87	Arkansas	W	73-66
11.	7,201	12/3/02	Texas Tech	L	66-84
	7,201	1/29/00	SMU	W	92-75
13.	7,200	2/12/86	Texas A&M	W	70-53
14.	7,166	3/15/99	Nebraska (NIT)	W	101-89
	7,166	2/27/99	Tulsa	L	73-82
	7,166	2/6/99	SMU	L	92-94
	7,166	1/23/99	UNLV (ot)	L	88-95 OT
	7,166	2/21/98	New Mexico	W	95-64
	7,166	2/16/98	SMU	W	79-70
	7,166	12/30/97	Oklahoma St.	L	81-82
	7,166	2/8/97	New Mexico	W	80-59
	7,166	1/18/97	Utah	L	77-81
	7,166	1/10/95	Texas	W	102-98
	7,166	2/1/92	Houston	W	67-54
	7,166	1/18/92	Texas	W	80-76
	7,166	1/15/91	Arkansas	L	73-93
	7,166	1/25/89	Texas	L	84-94
	7,166	2/25/87	Houston	L	65-84
	7,166	2/21/87	Texas Tech	W	52-44
	7,166	1/7/87	Baylor	W	71-56
	7,166	1/14/84	Arkansas	L	62-70
	7,166	2/27/82	Baylor	W	70-54
	7,166	2/10/82	Texas	W	81-69
	7,166	2/5/82	Texas A&M	L	74-83
	7,166	2/7/81	Arkansas	L	48-63
	7,166	1/31/76	Texas A&M	L	64-66

ED & RAE SCHOLLMAIER BASKETBALL COMPLEX

The Ed & Rae Schollmaier Basketball Complex was officially dedicated to the TCU men's and women's basketball programs on April 2, 2004. At the cost of over \$5-million, the Ed & Rae Schollmaier Basketball Complex provides a first-class environment and facility for the TCU student-athletes and coaches while serving as a model of state-of-the-art facilities to collegiate programs all over the country.

The 22,000-square-foot basketball complex features two NCAA regulation basketball courts, office space for both the TCU men's and women's basketball coaching staffs, meeting rooms, coaches' locker rooms and lobby area, as well as close access to the brand new 18,000-square foot weight room in the TCU Physical Performance Center.

The Ed & Rae Schollmaier Basketball Complex also features glass windows where faithful of the TCU men's and women's basketball programs can watch practice in addition to a state-of-the-art video system. With two NCAA regulation basketball courts as well as six basketball hoops, the TCU men's and women's basketball complex is ranked as one of the top practice facilities in the country.

Located next to Daniel-Meyer Coliseum where the two facilities are connected by an enclosed walkway for easy access, the Ed & Rae Schollmaier Basketball Complex is available to the TCU men's and women's basketball programs 24 hours, seven days a week.

TCU Board of Trustees member Ed Schollmaier is a former Fort Worth business executive in addition to the former President and Chief Executive Officer of Alcon Laboratories. Currently serving as the company's non-executive Chairman, Schollmaier is heavily involved in all aspects at TCU where he chairs the Building and Grounds Committee and serves as Chairman of the Executive and Intercollegiate Athletics Committees and Committee of Trusteeship. His wife, Rae, is a civic volunteer who has served on TCU's Fine Arts Board of Visitors as well as the Fine Arts Task Force of the Commission on the Future of TCU.



THE MOUNTAIN WEST CONFERENCE

ABOUT THE MOUNTAIN WEST

From its inception in 1999, the Mountain West has been committed to excellence in intercollegiate athletics, while promoting the academic missions of its member institutions. Progressive in its approach, the MW continues to cultivate opportunities for student-athletes to compete at the highest level, while fostering academic achievement and sportsmanship. Now in its 13th year, the MW has been assertive in its involvement with the NCAA governance structure and has taken a leadership role in the overall administration of intercollegiate athletics.

The Mountain West has marked several achievements over its first 12 years of existence, most notably becoming the first to establish a sports television network dedicated solely to an intercollegiate athletic conference (The Mtn.). The Mountain West also was the first to experiment with the coaches' challenge in the college football instant replay system, and was the first non-automaticqualifying BCS conference to participate in four BCS bowl games, winning three. Additionally, the Mountain West was the first conference to have a member institution with No. 1 overall picks in both the NFL and NBA drafts in the same year (Utah's Alex Smith and Andrew Bogut, respectively in 2005). With San Diego State's Stephen Strasburg claiming the No. 1 pick in the 2009 MLB Draft, the Mountain West is one of two conferences to have the No. 1 selection in each of the NFL, NBA and MLB drafts since the MW was founded in 1999. In 2011-12, the Mountain West will be among the first conferences to implement a league-wide state-of-the-art basketball instant replay system.

The Mountain West is noted for its geographic diversity. Some of the most beautiful terrain and landscapes in the nation can be found within Mountain West boundaries, including the majestic Rocky Mountain range, which borders three MW institutions (Air Force, newest member Boise State and Colorado State). The high plains of Wyoming (elevation 7,220 feet – the highest Division I campus in the nation) contrast with the desert city of Las Vegas (the fastest growing metropolitan area in the West) and the Pacific Ocean locale of San Diego State. The southwestern flavor of New Mexico complements the western heritage and culture of Fort Worth, Texas, home of TCU.

HISTORY

The Mountain West was conceived on May 26, 1998, when the presidents of eight institutions — Air Force, BYU, Colorado State, New Mexico, San Diego State, UNLV, Utah and Wyoming — decided to form a new NCAA Division I-A intercollegiate athletic conference. The split from a former 16-team conference re-established continuity and stability among the membership within the new league and signaled the continuation of its tradition-rich, long-standing athletic rivalries. Three of the MW's eight original members have been conference rivals since the 1960s (New Mexico, Wyoming and Colorado State), while San Diego State (1978) and Air Force (1980) were longtime members as well. UNLV and TCU entered the fold in 1996 and the Rebels continued as one of the original eight institutions that formed the MW in 1999. TCU re-joined the group with its first year of competition in the Mountain West in 2005-06. Effective July 1, 2011, Boise State University became the newest member. California State University, Fresno and the University of Nevada, Reno will join the Mountain West effective July 1, 2012. Also on July 1, 2012, the University of Hawai'i will become a football-only member of the Conference.

When the Mountain West officially began operations on July 1, 1999, the new league had in place a seven-year contract with ESPN, giving the broadcaster exclusive national television rights to MW football and men's basketball, and three-year agreements to send the league's football champion to the Liberty Bowl and a second team to the Las Vegas Bowl. Commissioner Craig Thompson also arranged a third bowl tie-in each of the first three seasons (1999 Motor City, 2000 Silicon Valley, 2001 New Orleans) before securing a four-year deal with the Emerald Bowl in San Francisco in 2002. Entering the 2011 season, the MW has four contracted bowl affiliations – the MAACO Bowl Las Vegas, San Diego Country Credit Union Poinsettia Bowl, AdvoCare V100 Independence Bowl and Gildan New Mexico Bowl.

An innovator in the postseason bowl structure, the MW engineered many "firsts," as league teams have participated in five inaugural bowl games (2000 Silicon Valley, 2001 New Orleans, 2002 San Francisco (Emerald), 2005 Poinsettia, 2006 New Mexico), as well as placing the first non-automaticqualifying BCS team into a BCS bowl game with Utah's appearance in the 2005 Tostitos Fiesta Bowl.

TCU'S MOUNTAIN WEST SUCCESS

TCU has experienced a high level of success on a department-wide scale since joining the Mountain West prior to the 2005-06 academic year. The Horned Frogs finished 2010-11 with three MW team championships to bring the school's total count to 24 in only six years of competition. The Frogs won a school-record seven MW titles in 2009-10.

TCU MOVING TO BIG 12 CONFERENCE IN JULY 2012

On Oct. 10, 2011, TCU's Board of Trustees unanimously approved an invitation from the Big 12 to join the conference in all sports effective July 1, 2012. TCU will join Baylor, Iowa State, Kansas, Kansas State, Oklahoma, Oklahoma State, Texas, Texas Tech and West Virginia.

The Big 12 sponsors all of the sports TCU currently fields in the Mountain West in addition to equestrian.

The Big 12's television package will bring unprecedented exposure for TCU basketball. The conference owns a long-standing relationship with the ESPN family of networks, including ESPN, ESPN2, ESPNU and ESPN3.com. In addition, Big 12 games are provided to CBS through the partnership with ESPN.



MOUNTAIN WEST DIRECTORY

CONTACT INFO:

15455 Gleneagle Drive
Suite 200

Colorado Springs, Colorado 80921

Phone: (719) 488-4040

Fax: (719) 487-7240

Media/Communications Fax: (719) 487-7241

Craig Thompson _____ Commissioner

Bret Gilliland _____ Deputy Commissioner

Carolayne Henry _____ Assoc. Commiss., Compliance/SWA

Jim Andrus _____ Assoc. Commiss., Business & Finance

Dan Butterly _____ Assoc. Commiss., Marketing

Carrie Coll _____ Assoc. Commiss., Championships

Jaime Hixson _____ Asst. Commissioner

Dawn Anderson _____ Director of Championships

Marlon Edge _____ Director of Compliance

Gary Walenga _____ Director of Special Projects

John Sullivan _____ Championships Coordinator

Bobby Dibler _____ Coordinator of Men's MBB Officials

Marie Jackson _____ Executive Assistant

MW COMMUNICATIONS STAFF

ASSOC. COMMISSIONER FOR COMMUNICATIONS

Javan Hedlund (FB, M Golf)

Office: (719) 488-4051 | Cell: (719) 648-4027

DIRECTOR OF COMMUNICATIONS

Kim Melcher (MBB, SB)

Office: (719) 488-4050 | Cell: (719) 433-0681

ASSOC. DIRECTOR OF COMMUNICATIONS

Judy Willson (WBB, VB, S&D, Baseball)

Office: (719) 488-4052 | Cell: (719) 290-6732

ASST. DIRECTOR OF COMMUNICATIONS

Zach Eisendrath (Soccer, Tennis, T&F/XC)

Office: (719) 488-4046 | Cell: (414) 573-4902

DIRECTOR OF NEW MEDIA & TECHNOLOGY

Katie Cavender (Website, Social Media, W Golf)

Office: (719) 488-4059 | Cell: (775) 750-2800



2011-12 MOUNTAIN WEST COMPOSITE SCHEDULE

FRIDAY, NOVEMBER 11	TV	WEDNESDAY, NOVEMBER 30	TV	THURSDAY, DECEMBER 29	TV	WEDNESDAY, FEBRUARY 1	TV
Florida Gulf Coast at TCU, 7 p.m. Montana at COLORADO STATE, 7 p.m. New Orleans at NEW MEXICO, 7 p.m. Grand Canyon at UNLV, 7 p.m. Army at AIR FORCE, 7:30 p.m. Colorado Christian at BOISE STATE, 7:30 p.m. Bryant at SAN DIEGO STATE, 7:30 p.m.	CBSSN	Colorado at COLORADO STATE, 6 p.m. Lamar at TCU, 7 p.m. Drake at BOISE STATE, 7 p.m. Idaho State at NEW MEXICO, 7 p.m. Utah Valley at WYOMING, 7 p.m. UNLV at UC Santa Barbara, 7 p.m. Creighton at SAN DIEGO STATE, 7:30 p.m.	Mtn.	AIR FORCE vs. Wagner, 6 p.m. COLORADO STATE vs. Jacksonville State/APBU, TBA		*WYOMING at TCU, 7 p.m. *BOISE STATE at SAN DIEGO STATE, 7 p.m. *COLORADO STATE at UNLV, 7:30 p.m.	Mtn. CBSSN Mtn.
SATURDAY, NOVEMBER 12 Citadel/VMI at AIR FORCE, TBA Southern Utah at SAN DIEGO STATE, 7:30 p.m. Western State at WYOMING, 8 p.m.		SATURDAY, DECEMBER 3 AIR FORCE at Drake, 7 p.m. COLORADO STATE at UNI, 7 p.m. TCU at Evansville, 7 p.m. Indiana State at BOISE STATE, 8 p.m. Missouri State at NEW MEXICO, 8 p.m. Bradley at WYOMING, 8 p.m.	Mtn.	FRIDAY, DECEMBER 30 Redlands at SAN DIEGO STATE, 7 p.m. AIR FORCE vs. Santa Clara/Eastern Michigan,		SATURDAY, FEBRUARY 4 *NEW MEXICO at BOISE STATE, 2 p.m. *UNLV at WYOMING, 2 p.m. *AIR FORCE at COLORADO STATE, 3 p.m. *TCU at SAN DIEGO STATE, 7 p.m.	NBCSN Mtn. CBSSN Mtn.
SUNDAY, NOVEMBER 13 UC Davis at SAN DIEGO STATE, 3 p.m.		SUNDAY, DECEMBER 4 California at SAN DIEGO STATE, 2 p.m. UNLV at Wichita State, 3 p.m.	Mtn.	SATURDAY, DECEMBER 31 UNLV at Hawaii, 1 p.m. Saint Louis at NEW MEXICO, 4 p.m. Tulsa at TCU, 6 p.m. BOISE STATE vs. Idaho (Nampa, Idaho),	Mtn. CBSSN	WEDNESDAY, FEBRUARY 8 TCU at SMU, 7 p.m.	
MONDAY, NOVEMBER 14 COLORADO STATE vs. SMU, 5 p.m. Nevada at UNLV, 7 p.m. Austin College at TCU, 8 p.m.	CBSSN	MONDAY, DECEMBER 5 Idaho State at BOISE STATE, 7 p.m.		MONDAY, JANUARY 2 BOISE STATE at Fresno State, 7 p.m.		SATURDAY, FEBRUARY 11 *SAN DIEGO STATE at UNLV, 1 p.m. *WYOMING at NEW MEXICO, 1:30 p.m. *BOISE STATE at AIR FORCE, 7 p.m. *COLORADO STATE at TCU, 7:30 p.m.	NBCSN Mtn. CBSSN Mtn.
TUESDAY, NOVEMBER 15 SAN DIEGO STATE at Baylor, 1 p.m. Northern Colorado at WYOMING, 7 p.m.	ESPN	TUESDAY, DECEMBER 6 Texas Tech at TCU, 6 p.m.	CBSSN	TUESDAY, JANUARY 3 Johnson & Wales at AIR FORCE, 7 p.m. Houston Baptist at NEW MEXICO, 7 p.m. WYOMING at Utah Valley, 7 p.m.	FCS	TUESDAY, FEBRUARY 14 *UNLV at TCU, 6:30 p.m.	Mtn.
WEDNESDAY, NOVEMBER 16 Utah at BOISE STATE, 6 p.m. New Mexico State at NEW MEXICO, 8 p.m. COLORADO STATE vs. Fresno State/ Stanford, TBA	Mtn. Mtn.	WEDNESDAY, DECEMBER 7 COLORADO STATE at Duke, 7 p.m. Wright State at AIR FORCE, 7 p.m. Portland at BOISE STATE, 7 p.m. SAN DIEGO STATE at San Diego, 7 p.m. Cal State San Marcos vs. UNLV (Orleans Arena), 7 p.m.	ESPNU	WEDNESDAY, JANUARY 4 Rice at TCU, 7 p.m.		WEDNESDAY, FEBRUARY 15 *AIR FORCE at WYOMING, 6 p.m. *NEW MEXICO at SAN DIEGO STATE, 7 p.m. *COLORADO STATE at BOISE STATE, 8 p.m.	Mtn. CBSSN Mtn.
THURSDAY, NOVEMBER 17 USC at SAN DIEGO STATE, 7 p.m. Canisius at UNLV, 7 p.m.	Mtn.	FRIDAY, DECEMBER 9 WYOMING at Colorado, 7 p.m.	ROOT	THURSDAY, JANUARY 5 San Diego Christian at SAN DIEGO STATE, 7 p.m. UNLV at Cal State Bakersfield, 7 p.m.		SATURDAY, FEBRUARY 18 *UNLV at NEW MEXICO, 11 a.m. *SAN DIEGO STATE at AIR FORCE, 2 p.m. *TCU at BOISE STATE, 2 p.m. *WYOMING at COLORADO STATE, 7 p.m.	CBS NBCSN Mtn. Mtn.
FRIDAY, NOVEMBER 18 NEW MEXICO at Arizona State, 4 p.m. TCU vs. Virginia, 5 p.m. Western State at AIR FORCE, 7 p.m.		SATURDAY, DECEMBER 10 UNLV at Wisconsin, 1 p.m. NEW MEXICO at USC, 4 p.m. Nebraska at TCU, 7 p.m. Arkansas-Pine Bluff at AIR FORCE, 7 p.m. BOISE STATE at LSU, 7:30 p.m.	Big Ten Mtn.	SATURDAY, JANUARY 6 Chicago State at AIR FORCE, 7 p.m.		TUESDAY, FEBRUARY 21 *NEW MEXICO at COLORADO STATE, 8 p.m.	Mtn.
SATURDAY, NOVEMBER 19 Cal State Northridge at BOISE STATE, 1 p.m. Long Beach State at SAN DIEGO STATE, 1:30 p.m. WYOMING at Green Bay, 7 p.m. Southern Miss at COLORADO STATE, 7 p.m. TCU vs. Drexel/Norfolk State		TUESDAY, DECEMBER 13 UC Irvine at WYOMING, 7 p.m.	Mtn.	SATURDAY, JANUARY 7 North Dakota at NEW MEXICO, 1:30 p.m. Nebraska-Omaha at COLORADO STATE, 7 p.m.		WEDNESDAY, FEBRUARY 22 *TCU at AIR FORCE, 6 p.m. *BOISE STATE at UNLV, 7 p.m. *WYOMING at SAN DIEGO STATE, 7:30 p.m.	Mtn. CBSSN Mtn.
SUNDAY, NOVEMBER 20 Morgan State at UNLV, 7 p.m. PT TCU vs. Drexel/Norfolk State, TBA		WEDNESDAY, DECEMBER 14 UTEP at UNLV, 7 p.m.	Mtn.	WEDNESDAY, JANUARY 11 UTPA at TCU, 7 p.m. Denver at COLORADO STATE, 7 p.m.	Mtn.	SATURDAY, FEBRUARY 25 *AIR FORCE at UNLV, 1 p.m. *BOISE STATE at WYOMING, 2 p.m. *NEW MEXICO at TCU, 6 p.m. *COLORADO STATE at SAN DIEGO STATE, 7 p.m.	NBCSN Mtn. Mtn. Mtn.
MONDAY, NOVEMBER 21 COLORADO STATE vs. TBD, TBA TCU vs. TBD, TBA		FRIDAY, DECEMBER 16 Sioux Falls at WYOMING, 7 p.m.		SATURDAY, JANUARY 14 *UNLV at SAN DIEGO STATE, 1 p.m. *NEW MEXICO at WYOMING, 1:30 p.m. *AIR FORCE at BOISE STATE, 4 p.m. *TCU at COLORADO STATE, 7 p.m.	NBCSN Mtn. Mtn.	TUESDAY, FEBRUARY 28 *TCU at WYOMING, 7:30 p.m.	Mtn.
TUESDAY, NOVEMBER 22 South Dakota at WYOMING, 7 p.m. Cal Poly at UNLV, 7:30 p.m. BOISE STATE at Long Beach State, 8 p.m. COLORADO STATE vs. TBD, TBA		SATURDAY, DECEMBER 17 BOISE STATE at Denver, 4:30 p.m. UNLV vs. Illinois (Chicago, Ill.), 4 p.m. Maryland-Eastern Shore at AIR FORCE, 7 p.m. NEW MEXICO vs. Oklahoma State, 9:30 p.m.	Big Ten ESPN2	MONDAY, JANUARY 10 Chicago State at SAN DIEGO STATE, 7 p.m. PT		WEDNESDAY, FEBRUARY 29 *AIR FORCE at NEW MEXICO, 6 p.m. *SAN DIEGO STATE at BOISE STATE, 8 p.m. *UNLV at COLORADO STATE, 8 p.m.	Mtn. Mtn. CBSSN
WEDNESDAY, NOVEMBER 23 SAN DIEGO STATE at Arizona, 6:30 p.m. Colorado at AIR FORCE, 7 p.m. COLORADO STATE vs. TBD, TBA	Mtn. ESPN/2	MONDAY, DECEMBER 19 WYOMING at Denver, 6 p.m. Fresno State at BOISE STATE, 7 p.m. Texas Southern at COLORADO STATE, 7 p.m. UC Riverside at SAN DIEGO STATE, 7 p.m. ULM at UNLV, 7 p.m. TCU at USC, 7:30 p.m.	ROOT Mtn.	WEDNESDAY, JANUARY 13 UTPA at TCU, 7 p.m. Denver at COLORADO STATE, 7 p.m.	Mtn.	Saturday, March 3 *BOISE STATE at NEW MEXICO, 2 p.m. *COLORADO STATE at AIR FORCE, 2 p.m. *SAN DIEGO STATE at TCU, 6 p.m. *WYOMING at UNLV, 7 p.m.	NBCSN Mtn. Mtn. Mtn.
THURSDAY, NOVEMBER 24 NEW MEXICO vs. Santa Clara, 6 p.m.	ESPN2	TUESDAY, DECEMBER 20 Montana State at NEW MEXICO, 7 p.m.		SATURDAY, JANUARY 14 *UNLV at SAN DIEGO STATE, 1 p.m. *NEW MEXICO at WYOMING, 1:30 p.m. *AIR FORCE at BOISE STATE, 4 p.m. *TCU at COLORADO STATE, 7 p.m.	NBCSN Mtn. Mtn.	2012 MW TOURNAMENT	
FRIDAY, NOVEMBER 25 UNLV vs. USC, 4:30 p.m. Portland State at WYOMING, 7 p.m. COLORADO STATE vs. TBD, TBA NEW MEXICO vs. Oklahoma/Wash. St. TBA	ESPN/2/2 ESPN/2/2	THURSDAY, DECEMBER 22 Elon at SAN DIEGO STATE, 4:30 p.m. AIR FORCE at Gonzaga, 6 p.m. Gambling State at TCU, 7 p.m. COLORADO STATE at Northern Colorado, 7 p.m. UMKC at NEW MEXICO, 7 p.m. WYOMING at Idaho State, 7 p.m. BOISE STATE at Iowa, 7:30 p.m.	Big Ten ESPN2	TUESDAY, JANUARY 17 *BOISE STATE at COLORADO STATE, 8 p.m.	Mtn.	MARCH 8 (THURSDAY)	
SATURDAY, NOVEMBER 26 TCU at Houston, 7 p.m. Northern Illinois at BOISE STATE, 7 p.m. Maryland-Eastern Shore at WYOMING, 7 p.m. SAN DIEGO STATE at UC Santa Barbara, 7 p.m. UNLV vs. North Carolina/South Carolina, TBA	Mtn. ESPN/2	FRIDAY, DECEMBER 23 California at UNLV, 2 p.m.	BTN.com CBSSN	WEDNESDAY, JANUARY 18 *WYOMING at AIR FORCE, 6 p.m. *TCU at UNLV, 7:30 p.m. *SAN DIEGO STATE at NEW MEXICO, 8 p.m.	Mtn. Mtn. CBSSN	Quarterfinal #1, Noon Quarterfinal #2, 2:30 p.m. Quarterfinal #3, 6 p.m. Quarterfinal #4, 8:30 p.m.	Mtn. Mtn./CBSSN Mtn. Mtn./CBSSN
SUNDAY, NOVEMBER 27 Louisiana Tech at WYOMING, 7 p.m. NEW MEXICO vs. TBD, TBA	ESPN/2/2	WEDNESDAY, DECEMBER 28 COLORADO STATE at UTEP, 7 p.m. NEW MEXICO at New Mexico State, 7 p.m. Central Arkansas at UNLV, 7 p.m.		TUESDAY, JANUARY 24 *SAN DIEGO STATE at WYOMING, 6:30 p.m.	Mtn.	MARCH 9 (FRIDAY)	
				WEDNESDAY, JANUARY 25 *AIR FORCE at TCU, 6:30 p.m. *UNLV at BOISE STATE, 8 p.m. *COLORADO STATE at NEW MEXICO, 8 p.m.	Mtn. Mtn. CBSSN	Semifinal #1, 6 p.m. Semifinal #2, 8:30 p.m.	CBSSN CBSSN
				SATURDAY, JANUARY 26 *WYOMING at BOISE STATE, 1:30 p.m. MT *SAN DIEGO STATE at COLORADO STATE, 2 p.m. *TCU at NEW MEXICO, 4 p.m. *UNLV at AIR FORCE, 7 p.m.	Mtn. NBCSN Mtn. Mtn.	MARCH 10 (SATURDAY) Championship, 4 p.m.	NBCSN

All times local to host site.
 (#) - To be webcast live on home team's athletics website.

TCU ENDOWED SCHOLARSHIPS / POSTSEASON TOURNNEY INFO

TCU ENDOWED SCHOLARSHIPS

The TCU men's basketball program would like to thank the donors behind the following two endowed scholarships for the 2011-12 academic year. Endowed scholarships help ensure that TCU can provide its student-athletes the opportunity to reach their full potential, not only on the court, but also in the classroom.

BUSTER BRANNON BASKETBALL SCHOLARSHIP

The **Buster Brannon Scholarship** was established in 1999 by Dr. Robert and Julie Brannon in memory of the late Buster and Lynn Brannon.

Buster Brannon served 19 seasons as the head coach at TCU and is the program's all-time leader in career victories (205). The Frog legend led TCU to four Southwest Conference titles and three NCAA Tournament berths.

Recipient for the 2011-12 academic year is junior guard Nate Butler.



NATE BUTLER

DR. CHARLES MINNIS MEMORIAL SCHOLARSHIP

The **Dr. Charles Minnis Memorial Scholarship** was established to honor the life of Fort Worth resident Dr. Charles Minnis.

Minnis, a longtime veterinarian in the Fort Worth area, owned and operated Central Animal Hospital for over 18 years until his passing in 2003.

Recipient for the 2011-12 academic year is senior forward Craig Williams.



CRAIG WILLIAMS

2012 CONOCO MOUNTAIN WEST CHAMPIONSHIP

The Conoco Mountain West Men's Basketball Championship returns to Las Vegas, Nev., for the sixth straight season the week of March 8-10, 2012. The event will be held at the 18,500-seat Thomas & Mack Center on the campus on UNLV.

Seeds for the Conoco MWC Championship are determined by the finish of each team in a 14-game regular-season schedule. The winner of the tournament receives an automatic bid to the 2012 NCAA Tournament. Please visit the Mountain West web site (www.TheMWC.com) for additional information. For details on how to order tickets for the 2012 Conoco MWC Basketball Championship, contact the TCU athletics ticket office at (817) 257-FROG.

The three-day tournament begins with four quarterfinal-round games on March 8, followed by the semifinals on Friday, March 9. The MW Championship game will be played March 10 at 4 p.m. PT.



2012 NCAA TOURNAMENT


The 2012 NCAA Division I Men's Basketball Championship is in its 74th year and will feature a 68-team field. The pairings for the tournament will be announced on Sunday, March 11, 2012.

The single-elimination tournament begins March 13-14 with the first round, followed by second- and third-round contests March 15-18. Winners will advance to regionals scheduled to be played March 22-24.

The 2012 Final Four will be held at the Mercedes-Benz Superdome in New Orleans, Louisiana, with Tulane University serving as host. The national semifinals will be on Saturday, March 31 with the national championship on Monday, April 2.



OPPONENT INFORMATION



FLORIDA GULF COAST
Nov. 11 // Fort Worth // 7 p.m. CT

QUICK FACTS
Location: _____ Fort Myers, Fla.
Founded: _____ 1997
Enrollment: _____ 13,000
Nickname: _____ Eagles
Colors: _____ Emerald Green and Colbalt Blue
Conference: _____ Atlantic Sun
President: _____ Dr. Wilson Bradshaw
Athletics Director: _____ Ken Kavanagh
Arena: _____ Alico Arena (4,500)

HEAD COACH INFORMATION
Head Coach: _____ Andy Enfield (Johns Hopkins, '91)
Record at School: _____ 0-0 (1st year)
Career Record: _____ 0-0 (1st year)

TEAM INFORMATION
2010-11 Record (Conference): _____ 10-20 (7-13, T-7th A-Sun)
Postseason: _____ None
Final Ranks (AP/Coaches): _____ NR/NR
Lettermen Returning/Lost: _____ 8/8
Starters Returning/Lost: _____ 2/3
Series Record: _____ First Meeting

MEDIA RELATIONS INFORMATION
Media Contact: _____ Patrick Pierson
Office Phone: _____ (239) 590-7061
Cell Phone: _____ (239) 357-2390
E-Mail: _____ ppierson@fgcu.edu
Press Row Phone: _____ (239) 745-3657
Website: _____ fgcuathletics.com



AUSTIN COLLEGE
Nov. 14 // Fort Worth // 8 p.m. CT

QUICK FACTS
Location: _____ Sherman, Texas
Founded: _____ 1849
Enrollment: _____ 1,350
Nickname: _____ Kangaroos
Colors: _____ Crimson and Gold
Conference: _____ Southern Collegiate (NCAA D-III)
President: _____ Dr. Marjorie Hass
Athletics Director: _____ David Norman
Arena: _____ Hughey Gym (2,000)

HEAD COACH INFORMATION
Head Coach: _____ Rodney Wecker (SMU, '83)
Record at School: _____ 54-51 (5th year)
Career Record: _____ 54-51 (5th year)

TEAM INFORMATION
2010-11 Record (Conference): _____ 12-15 (7-9, 3rd SCAC)
Postseason: _____ None
Final Ranks (AP/Coaches): _____ NR/NR
Series Record: _____ TCU leads, 13-5

MEDIA RELATIONS INFORMATION
Media Contact: _____ Jeff Kelly
Office Phone: _____ (903) 813-2275
E-Mail: _____ jkelly@austincollege.com
Website: _____ austincollege.edu/athletics




HOUSTON
Nov. 26 // Houston // 7 p.m. CT

QUICK FACTS
Location: _____ Houston, Texas
Founded: _____ 1927
Enrollment: _____ 38,752
Nickname: _____ Cougars
Colors: _____ Scarlet and White
Conference: _____ Conference USA
President: _____ Dr. Renu Khator
Athletics Director: _____ Mack Rhoades
Arena: _____ Hofheinz Pavilion (8,479)

HEAD COACH INFORMATION
Head Coach: _____ James Dickey (Central Arkansas, '76)
Record at School: _____ 12-18 (2nd year)
Career Record: _____ 176-141 (12th year)

TEAM INFORMATION
2010-11 Record (Conference): _____ 12-18 (4-12, 11th C-USA)
Postseason: _____ None
Final Ranks (AP/Coaches): _____ NR/NR
Lettermen Returning/Lost: _____ 4/5
Starters Returning/Lost: _____ 3/3
Series Record: _____ Houston leads, 47-24

MEDIA RELATIONS INFORMATION
Media Contact: _____ Jeff Conrad
Office Phone: _____ (713) 743-9410
Cell Phone: _____ (713) 557-3841
E-Mail: _____ jacornrad@central.uh.edu
Press Row Phone: _____ (713) 743-9414
Website: _____ uhcougars.com



LAMAR
Nov. 30 // Fort Worth // 7 p.m. CT

QUICK FACTS
Location: _____ Beaumont, Texas
Founded: _____ 1923
Enrollment: _____ 14,388
Nickname: _____ Lady Cardinals
Colors: _____ Red and White
Conference: _____ Southland (East Division)
President: _____ Dr. James Simmons
Interim Athletics Director: _____ Jason Henderson
Arena: _____ Montagne Center (10,080)

HEAD COACH INFORMATION
Head Coach: _____ Pat Knight (Indiana, '95)
Record at School: _____ 0-0 (1st year)
Career Record: _____ 50-61 (4th year)

TEAM INFORMATION
2010-11 Record (Conference): _____ 13-17 (7-9, 5th SLC East)
Postseason: _____ None
Final Ranks (AP/Coaches): _____ NR/NR
Lettermen Returning/Lost: _____ 10/4
Starters Returning/Lost: _____ 4/1
Series Record: _____ TCU leads, 8-2

MEDIA RELATIONS INFORMATION
Media Contact: _____ Erik J. Cox
Office Phone: _____ (409) 880-8329
Cell Phone: _____ (409) 651-0514
E-Mail: _____ erik.cox@lamar.edu
Press Row Phone: _____ (409) 880-2343
Website: _____ lamarcardinals.com




EVANSVILLE
Dec. 3 // Evansville // 7 p.m. CT

QUICK FACTS
Location: _____ Evansville, Ind.
Founded: _____ 1854
Enrollment: _____ 2,822
Nickname: _____ Purple Aces
Colors: _____ Purple, White and Orange
Conference: _____ Missouri Valley
President: _____ Dr. Thomas Kazee
Athletics Director: _____ John Stanley
Arena: _____ Ford Center (11,000)

HEAD COACH INFORMATION
Head Coach: _____ Marty Simmons (Evansville, '87)
Record at School: _____ 51-72 (5th year)
Career Record: _____ 149-145 (11th year)

TEAM INFORMATION
2010-11 Record (Conference): _____ 16-16 (9-9, 6th MVC)
Postseason: _____ CBI Second Round
Final Ranks (AP/Coaches): _____ NR/NR
Lettermen Returning/Lost: _____ 10/4
Starters Returning/Lost: _____ 3/2
Series Record: _____ First Meeting

MEDIA RELATIONS INFORMATION
Media Contact: _____ Bob Pristash
Office Phone: _____ (812) 488-2285
Cell Phone: _____ (812) 266-5288
E-Mail: _____ rp113@evansville.edu
Press Row Phone: _____ (812) 488-1405
Website: _____ gopurpleaces.com



TEXAS TECH
Dec. 6 // Fort Worth // 6 p.m. CT

QUICK FACTS
Location: _____ Lubbock, Texas
Founded: _____ 1925
Enrollment: _____ 31,637
Nickname: _____ Red Raiders
Colors: _____ Scarlet and Black
Conference: _____ Big 12
President: _____ Dr. Guy Bailey
Athletics Director: _____ Kirby Hocutt
Arena: _____ United Spirit Arena (15,098)

HEAD COACH INFORMATION
Head Coach: _____ Billy Gillispie (Texas State, '83)
Record at School: _____ 0-0 (1st year)
Career Record: _____ 140-85 (8th year)

TEAM INFORMATION
2010-11 Record (Conference): _____ 13-19 (5-11, T-10th Big 12)
Postseason: _____ None
Final Ranks (AP/Coaches): _____ NR/NR
Lettermen Returning/Lost: _____ 9/2
Starters Returning/Lost: _____ 1/4
Series Record: _____ Texas Tech leads, 70-44

MEDIA RELATIONS INFORMATION
Media Contact: _____ Trent Hilburn
Office Phone: _____ (806) 742-2771
Cell Phone: _____ (806) 392-3543
E-Mail: _____ trenten.hilburn@ttu.edu
Press Row Phone: _____ (806) 742-6688
Website: _____ texastech.com




NEBRASKA
Dec. 10 // Fort Worth // 7 p.m. CT

QUICK FACTS
Location: _____ Lincoln, Neb.
Founded: _____ 1869
Enrollment: _____ 24,610
Nickname: _____ Cornhuskers
Colors: _____ Scarlet and Cream
Conference: _____ Big 12
Chancellor: _____ Harvey S. Perlman, J.D.
Athletics Director: _____ Tom Osbourne
Arena: _____ Bob Devaney Sports Center (13,595)

HEAD COACH INFORMATION
Head Coach: _____ Doc Sadler (Arkansas, '82)
Record at School: _____ 89-71 (6th year)
Career Record: _____ 137-89 (8th year)

TEAM INFORMATION
2010-11 Record (Conference): _____ 19-13 (7-9, T-7th Big 12)
Postseason: _____ NIT First Round
Final Ranks (AP/Coaches): _____ NR/NR
Lettermen Returning/Lost: _____ 9/4
Starters Returning/Lost: _____ 4/1
Series Record: _____ Nebraska leads, 6-2

MEDIA RELATIONS INFORMATION
Media Contact: _____ Shamus McKnight
Cell Phone: _____ (402) 540-0268
E-Mail: _____ smcknight@huskers.com
Press Row Phone: _____ (402) 472-2279
Website: _____ huskers.com



USC
Dec. 19 // Los Angeles // 7:30 p.m. PT

QUICK FACTS
Location: _____ Los Angeles, Calif.
Founded: _____ 1880
Enrollment: _____ 35,000
Nickname: _____ Trojans
Colors: _____ Cardinal and Gold
Conference: _____ Pac-12
President: _____ C.L. Max Nikias
Athletics Director: _____ Pat Haden
Arena: _____ Galen Center (10,258)

HEAD COACH INFORMATION
Head Coach: _____ Kevin O'Neill (McGill, '79)
Record at School: _____ 35-29 (3rd year)
Career Record: _____ 223-223 (14th year)


TEAM INFORMATION
2010-11 Record (Conference): _____ 19-15 (10-8, T-4th Pac-10)
Postseason: _____ NCAA First Round
Final Ranks (AP/Coaches): _____ NR/NR
Lettermen Returning/Lost: _____ 6/2
Starters Returning/Lost: _____ 2/3
Series Record: _____ TCU leads, 1-0

MEDIA RELATIONS INFORMATION
Media Contact: _____ David Tuttle
Office Phone: _____ (213) 740-3806
Cell Phone: _____ (213) 725-3102
E-Mail: _____ davidtut@usc.edu
Press Row Phone: _____ (213) 740-3900
Website: _____ usctrojans.com

2011 U.S. VIRGIN ISLANDS PARADISE JAM



TOURNAMENT INFORMATION
Location: _____ St. Thomas, U.S. Virgin Islands
Arena: _____ University of the Virgin Islands Sports & Fitness Center (3,500)
Dates: _____ Nov. 18-21
Opponents: _____ Virginia (First Round)
Drexel (Possible Second Round)
Norfolk State (Possible Second Round)
Drake (Possible Third Round)
Marquette (Possible Third Round)
Ole Miss (Possible Third Round)
Winthrop (Possible Third Round)
TCU's Games: _____ Nov. 18 (vs. Virginia: 7 p.m. AT)
Nov. 19/20 (vs. TBA)
Nov. 21 (vs. TBA)
Official Tournament Website: _____ paradisejam.com
Television: _____ Webcast/Fox College Sports



VIRGINIA
Nov. 18 // U.S. Virgin Islands // 7 p.m. AT

QUICK FACTS
Location: _____ Charlottesville, Virginia
Founded: _____ 1819
Enrollment: _____ 20,895
Nickname: _____ Cavaliers
Colors: _____ Orange and Blue
Conference: _____ Atlantic Coast
President: _____ Teresa A. Sullivan
Athletics Director: _____ Craig Littlepage
Arena: _____ John Paul Jones Arena (14,593)

HEAD COACH INFORMATION
Head Coach: _____ Tony Bennett (Wisc.-Green Bay, '92)
Record at School: _____ 31-31 (3rd year)
Career Record: _____ 100-64 (6th year)

TEAM INFORMATION
2010-11 Record (Conference): _____ 16-15 (7-9, T-7th ACC)
Postseason: _____ None
Final Ranks (AP/Coaches): _____ NR/NR
Lettermen Returning/Lost: _____ 10/3
Starters Returning/Lost: _____ 4/1
Series Record: _____ First Meeting

MEDIA RELATIONS INFORMATION
Media Contact: _____ Rich Murray
Office Phone: _____ (434) 982-5500
Home Phone: _____ (434) 978-2966
Email: _____ rmurray@virginia.edu
Press Row Phone: _____ (434) 296-5910
Website: _____ virginiasports.com

OTHER POTENTIAL OPPONENTS

DREXEL
Nov. 19 // 4:30 p.m. AT or
Nov. 20 // 7:30 p.m. AT



NORFOLK STATE
Nov. 19 // 4:30 p.m. AT or
Nov. 20 // 7:30 p.m. AT



DRAKE
Nov. 21 // 2 p.m. AT or 4:30 p.m. AT or
7 p.m. AT or 9:30 p.m. AT



MARQUETTE
Nov. 21 // 2 p.m. AT or 4:30 p.m. AT or
7 p.m. AT or 9:30 p.m. AT



OLE MISS
Nov. 21 // 2 p.m. AT or 4:30 p.m. AT or
7 p.m. AT or 9:30 p.m. AT



WINTHROP
Nov. 21 // 2 p.m. AT or 4:30 p.m. AT or
7 p.m. AT or 9:30 p.m. AT



OPPONENT INFORMATION



GRAMBLING STATE
Dec. 22 // Fort Worth // 7 p.m. CT

QUICK FACTS

Location: _____ Grambling, La.
Founded: _____ 1901
Enrollment: _____ 4,992
Nickname: _____ Tigers
Colors: _____ Black and Gold
Conference: _____ SWAC
President: _____ Dr. Frank G. Pogue
Interim Athletics Director: _____ Aaron James
Arena: _____ Fredrick C. Hobby Assembly Center (7,500)

HEAD COACH INFORMATION

Head Coach: _____ Bobby Washington
Record at School: _____ 19-42 (3rd year)
Career Record: _____ 19-42 (3rd year)

TEAM INFORMATION

2010-11 Record (Conference): _____ 12-21 (8-10, 6th SWAC)
Postseason: _____ None
Final Ranks (AP/Coaches): _____ NR/NR
Series Record: _____ TCU leads, 8-0

MEDIA RELATIONS INFORMATION

Media Contact: _____ TBA
Office Phone: _____ (318) 274-6562
E-Mail: _____ NR/NR
Press Row Phone: _____ N/A
Website: _____ gsutigers.com



TULSA

Dec. 31 // Fort Worth // 6 p.m. CT

QUICK FACTS

Location: _____ Tulsa, Okla.
Founded: _____ 1894
Enrollment: _____ 4,187
Nickname: _____ Golden Hurricane
Colors: _____ Old Gold, Royal Blue and Crimson
Conference: _____ Conference USA
President: _____ Dr. Steadman Upham
Athletics Director: _____ Lawrence Cunninghamham
Arena: _____ Donald W. Reynolds Center (8,355)

HEAD COACH INFORMATION

Head Coach: _____ Doug Wojcik (Navy, '87)
Record at School: _____ 123-78 (7th year)
Career Record: _____ 123-78 (7th year)

TEAM INFORMATION

2010-11 Record (Conference): _____ 19-13 (11-5, 2nd CUSA)
Postseason: _____ None
Final Ranks (AP/Coaches): _____ NR/NR
Lettermen Returning/Lost: _____ 9/3
Starters Returning/Lost: _____ 3/2
Series Record: _____ Tulsa leads, 19-10

MEDIA RELATIONS INFORMATION

Media Contact: _____ Don Tomkalski
Office Phone: _____ (918) 631-3200
Cell Phone: _____ (918) 640-0683
E-Mail: _____ donald-tomkalski@utulsa.edu
Press Row Phone: _____ (918) 631-5400
Website: _____ tulсахurricane.com



RICE

Jan. 4 // Fort Worth // 7 p.m. CT

QUICK FACTS

Location: _____ Houston, Texas
Founded: _____ 1891
Enrollment: _____ 5,760
Nickname: _____ Owls
Colors: _____ Blue and Gray
Conference: _____ Conference USA
President: _____ David W. Leebron
Athletics Director: _____ Rick Greenspan
Arena: _____ Tudor Fieldhouse (5,208)

HEAD COACH INFORMATION

Head Coach: _____ Ben Braun (Wisconsin, '75)
Record at School: _____ 32-63 (4th year)
Career Record: _____ 584-452 (35th year)

TEAM INFORMATION

2010-11 Record (Conference): _____ 14-18 (5-11, 10th CUSA)
Postseason: _____ None
Final Ranks (AP/Coaches): _____ NR/NR
Lettermen Returning/Lost: _____ 9/5
Starters Returning/Lost: _____ 4/1
Series Record: _____ Rice leads, 88-87

MEDIA RELATIONS INFORMATION

Media Contact: _____ Ron Mears
Office Phone: _____ (713) 348-3929
Cell Phone: _____ (832) 969-1310
E-Mail: _____ rmears@rice.edu
Press Row Phone: _____ (713) 348-5638
Website: _____ riceowls.com



UT PAN AMERICAN

Jan. 11 // Fort Worth // 7 p.m. CT

QUICK FACTS

Location: _____ Edinburg, Texas
Founded: _____ 1927
Enrollment: _____ 18,744
Nickname: _____ Broncs
Colors: _____ Green, Orange and White
Conference: _____ Great West
President: _____ Dr. Robert S. Nelsen
Athletics Director: _____ Chris King
Arena: _____ UTPA Fieldhouse (4,000)

HEAD COACH INFORMATION

Head Coach: _____ Ryan Marks (USC, '93)
Record at School: _____ 12-52 (3rd year)
Career Record: _____ 160-135 (11th year)

TEAM INFORMATION

2010-11 Record (Conference): _____ 6-25 (2-10, 6th GW)
Postseason: _____ None
Final Ranks (AP/Coaches): _____ NR/NR
Series Record: _____ TCU leads, 4-1

MEDIA RELATIONS INFORMATION

Media Contact: _____ Alex Del Barrio
Office Phone: _____ (956) 665-2240
E-Mail: _____ adelbarrio1@utpa.edu
Press Row Phone: _____ (405) 325-1024
Website: _____ utpabroncs.com



COLORADO ST.

Jan. 14 // Fort Collins // 7 p.m. MT
Feb. 11 // Fort Worth // 7:30 p.m. CT

QUICK FACTS

Location: _____ Fort Collins, Colo.
Founded: _____ 1870
Enrollment: _____ 26,348
Nickname: _____ Rams
Colors: _____ Green and Gold
Conference: _____ Mountain West
President: _____ Dr. Anthony Frank
Athletics Director: _____ Paul Kowalycz
Arena: _____ Moby Arena (8,745)

HEAD COACH INFORMATION

Head Coach: _____ Tim Miles (Mary, '89)
Record at School: _____ 51-76 (5th year)
Career Record: _____ 263-208 (17th year)

TEAM INFORMATION

2010-11 Record (Conference): _____ 19-13 (9-7, 4th MWC)
Postseason: _____ NIT First Round
Final Ranks (AP/Coaches): _____ NR/NR
Lettermen Returning/Lost: _____ 7/5
Starters Returning/Lost: _____ 2/3
Series Record: _____ TCU leads, 10-9

MEDIA RELATIONS INFORMATION

Media Contact: _____ Danny Mattie
Office Phone: _____ (970) 491-5050
Cell Phone: _____ (970) 217-3140
E-Mail: _____ d.mattie@colostate.edu
Press Row Phone: _____ (970) 491-3981
Website: _____ csurams.com



UNLV

Jan. 18 // Las Vegas // 7:30 p.m. PT
Feb. 14 // Fort Worth // 6:30 p.m. CT

QUICK FACTS

Location: _____ Las Vegas, Nev.
Founded: _____ 1957
Enrollment: _____ 28,000
Nickname: _____ Rebels
Colors: _____ Scarlet and Gray
Conference: _____ Mountain West
President: _____ Neal Smatresk
Athletics Director: _____ Jim Livengood
Arena: _____ Thomas and Mack Center (18,500)

HEAD COACH INFORMATION

Head Coach: _____ Dave Rice (UNLV, '91)
Record at School: _____ 0-0 (1st year)
Career Record: _____ 0-0 (1st year)

TEAM INFORMATION

2010-11 Record (Conference): _____ 24-9 (11-5, 3rd MWC)
Postseason: _____ NCAA Second Round
Final Ranks (AP/Coaches): _____ NR/NR
Lettermen Returning/Lost: _____ 9/5
Starters Returning/Lost: _____ 4/1
Series Record: _____ UNLV leads, 16-2

MEDIA RELATIONS INFORMATION

Media Contact: _____ Andy Grossman
Office Phone: _____ (702) 895-3995
Cell Phone: _____ (702) 630-3949
E-Mail: _____ andy.grossman@unlv.edu
Press Row Phone: _____ (702) 895-3005
Website: _____ unlvrebels.com



BOISE STATE

Jan. 21 // Fort Worth // 2:30 p.m. CT
Feb. 18 // Boise // 2 p.m. MT

QUICK FACTS

Location: _____ Boise, Idaho
Founded: _____ 1932
Enrollment: _____ 19,996
Nickname: _____ Broncos
Colors: _____ Blue and Orange
Conference: _____ Mountain West
President: _____ Dr. Robert Kustra
Athletics Director: _____ Gene Bleymaier
Arena: _____ Taco Bell Arena (12,380)

HEAD COACH INFORMATION

Head Coach: _____ Leon Rice (Washington State, '86)
Record at School: _____ 22-13 (2nd year)
Career Record: _____ 22-13 (2nd year)

TEAM INFORMATION

2010-11 Record (Conference): _____ 22-13 (10-6, 2nd WAC)
Postseason: _____ CIT Third Round
Final Ranks (AP/Coaches): _____ NR/NR
Lettermen Returning/Lost: _____ 5/9
Starters Returning/Lost: _____ 2/3
Series Record: _____ Boise State leads, 1-0

MEDIA RELATIONS INFORMATION

Media Contact: _____ Joe Nickell
Office Phone: _____ (208) 426-3868
Cell Phone: _____ (208) 631-5483
E-Mail: _____ joenickell@boisestate.edu
Press Row Phone: _____ (208) 426-1503
Website: _____ broncosports.com



AIR FORCE

Jan. 25 // Fort Worth // 6:30 p.m. CT
Feb. 22 // USAF Academy // 6 p.m. MT

QUICK FACTS

Location: _____ USAF Academy, Colo.
Founded: _____ 1954
Enrollment: _____ 4,000
Nickname: _____ Falcons
Colors: _____ Blue and Silver
Conference: _____ Mountain West
Superintendent: _____ Lt. Gen. Michael C. Gould
Athletics Director: _____ Dr. Hans J. Meuh
Arena: _____ Clune Arena (5,858)

HEAD COACH INFORMATION

Head Coach: _____ Jeff Reynolds (UNC Greensboro, '78)
Record at School: _____ 52-72 (5th year)
Career Record: _____ 134-116 (9th year)

TEAM INFORMATION

2010-11 Record (Conference): _____ 16-16 (6-10, T-6th MWC)
Postseason: _____ None
Final Ranks (AP/Coaches): _____ NR/NR
Lettermen Returning/Lost: _____ 11/4
Starters Returning/Lost: _____ 3/2
Series Record: _____ Air Force leads, 8-6

MEDIA RELATIONS INFORMATION

Media Contact: _____ Jerry Cross
Office Phone: _____ (719) 333-3950
Cell Phone: _____ (719) 338-0804
E-Mail: _____ jerry.cross@usafa.edu
Press Row Phone: _____ (719) 333-6467
Website: _____ goairforcefalcons.com



NEW MEXICO

Jan. 28 // Albuquerque // 7 p.m. MT
Feb. 25 // Fort Worth // 6 p.m. CT

QUICK FACTS

Location: _____ Albuquerque, N.M.
Founded: _____ 1889
Enrollment: _____ 28,800
Nickname: _____ Lobos
Colors: _____ Cherry and Silver
Conference: _____ Mountain West
President: _____ Dr. David J. Schmidley
Athletics Director: _____ Paul Krebs
Arena: _____ The Pit (15,411)

HEAD COACH INFORMATION

Head Coach: _____ Steve Alford (Indiana, '87)
Record at School: _____ 98-39 (4th year)
Career Record: _____ 406-222 (20th year)

TEAM INFORMATION

2010-11 Record (Conference): _____ 22-13 (8-8, 5th MWC)
Postseason: _____ NIT Second Round
Final Ranks (AP/Coaches): _____ NR/NR
Lettermen Returning/Lost: _____ 9/1
Starters Returning/Lost: _____ 4/1
Series Record: _____ New Mexico leads, 15-5

MEDIA RELATIONS INFORMATION

Media Contact: _____ Frank Mercogliano
Office Phone: _____ (505) 925-5521
Cell Phone: _____ (505) 410-4844
E-Mail: _____ fmercog@unm.edu
Press Row Phone: _____ (505) 925-5988
Website: _____ golobos.com



WYOMING

Feb. 1 // Fort Worth // 7 p.m. CT
Feb. 28 // Laramie // 7:30 p.m. MT

QUICK FACTS

Location: _____ Laramie, Wyo.
Founded: _____ 1886
Enrollment: _____ 13,476
Nickname: _____ Cowgirls
Colors: _____ Brown and Gold
Conference: _____ Mountain West
President: _____ Dr. Tom Buchanan
Athletics Director: _____ Tom Burman
Arena: _____ Arena Auditorium (15,028)

HEAD COACH INFORMATION

Head Coach: _____ Larry Shyatt (College of Wooster, '73)
Record at School: _____ 0-0 (1st year)
Career Record: _____ 89-93 (7th year)

TEAM INFORMATION

2010-11 Record (Conference): _____ 10-21 (3-13, 8th MWC)
Postseason: _____ None
Final Ranks (AP/Coaches): _____ NR/NR
Lettermen Returning/Lost: _____ 6/6
Starters Returning/Lost: _____ 2/3
Series Record: _____ TCU leads, 10-8

MEDIA RELATIONS INFORMATION

Media Contact: _____ Amil Anderson
Office Phone: _____ (307) 766-2257
Cell Phone: _____ (605) 677-7833
E-Mail: _____ aander59@uwyo.edu
Press Row Phone: _____ (307) 766-2222
Website: _____ wyomingathletics.com



SAN DIEGO ST.

Feb. 4 // San Diego // 7 p.m. PT
Mar. 3 // Fort Worth // 6 p.m. CT

QUICK FACTS

Location: _____ San Diego, Calif.
Founded: _____ 1897
Enrollment: _____ 32,396
Nickname: _____ Aztecs
Colors: _____ Scarlet and Black
Conference: _____ Mountain West
President: _____ Dr. Elliot Hirshman
Athletics Director: _____ Jim Sterk
Arena: _____ Viejas Arena at Aztec Bowl (12,414)

HEAD COACH INFORMATION

Head Coach: _____ Steve Fisher (Illinois State, '67)
Record at School: _____ 232-152 (13th year)
Career Record: _____ 416-234 (21st year)

TEAM INFORMATION

2010-11 Record (Conference): _____ 34-3 (14-2, T-1st)
Postseason: _____ NCAA West Region Semifinals
Final Ranks (AP/Coaches): _____ 6/11
Lettermen Returning/Lost: _____ 6/6
Starters Returning/Lost: _____ 1/4
Series Record: _____ San Diego State leads, 11-4

MEDIA RELATIONS INFORMATION

Media Contact: _____ Mike May
Office Phone: _____ (619) 594-5547
Cell Phone: _____ (619) 957-8372
E-Mail: _____ mmay@mail.sdsu.edu
Press Row Phone: _____ (619) 265-5853
Website: _____ goatsecs.com



SMU

Feb. 8 // Dallas // 7 p.m. CT

QUICK FACTS

Location: _____ Dallas, Texas
Founded: _____ 1911
Enrollment: _____ 10,981
Nickname: _____ Mustangs
Colors: _____ Red and Blue
Conference: _____ Conference USA
President: _____ Dr. R. Gerald Turner
Athletics Director: _____ Steve Orsini
Arena: _____ Moody Coliseum (8,998)

HEAD COACH INFORMATION

Head Coach: _____ Matt Doherty (North Carolina, '84)
Record at School: _____ 67-90 (6th year)
Career Record: _____ 157-161 (11th year)

TEAM INFORMATION

2010-11 Record (Conference): _____ 20-15 (8-8, T-7th CUSA)
Postseason: _____ CIT First Round
Final Ranks (AP/Coaches): _____ NR/NR
Lettermen Returning/Lost: _____ 7/4
Starters Returning/Lost: _____ 2/3
Series Record: _____ SMU leads 101-85

MEDIA RELATIONS INFORMATION

Media Contact: _____ Herman Hudson
Office Phone: _____ (214) 768-1304
Cell Phone: _____ (214) 924-0358
E-Mail: _____ hermanh@smu.edu
Press Row Phone: _____ (214) 768-7742
Website: _____ smumustangs.com

2011-12 SEASON OUTLOOK

Entering its final season of Mountain West play, the TCU men's basketball team has selected one simple motto to define its upcoming campaign: **COUNT ON ME.**

The Horned Frogs look to erase the taste of a disappointing 2010-11 season by getting back to basics—playing solid fundamental basketball while giving maximum team effort every second of every game. To do so, they know they will need to be a close-knit squad that trusts that each teammate is up to the task of embodying that team slogan.

Fourth-year head coach Jim Christian's squad has a solid leadership core already in place to make sure the team does just that, starting with three returning starters in senior guard Hank Thorns, senior forward J.R. Cadot and junior forward Garlon Green.

Thorns, one of five players selected to the Preseason All-Mountain West Team, emerged as one of the nation's top point guards in his first season on the court for TCU.

A third-team All-MW pick as a junior, Thorns was the only player to finish last season ranked among the nation's top-12 players in both assists (No. 4) and assist-to-turnover ratio (No. 12). His 225 total helpers ranked No. 2 on the MW's single-season charts and No. 3 on TCU's all-time list. When the Frogs needed an additional scoring threat in the season's second half, Thorns stepped up by averaging a team-high 12.6 points over the final 12 contests.

Green proved to be TCU's most dependable offensive threat last season, leading the team in scoring (11.2 ppg) while shooting just under 50 percent from the field. He became truly dangerous from outside, shooting 47.6 percent from 3-point range, and finished the year just one made 3-pointer shy of qualifying for the MW rankings in the category, which he would have led. The Frogs look for Green to take another step forward this season as a junior.

Adding to a lineup featuring the team's top scorer and assist man is Cadot, last year's leading rebounder who pulled down 6.0 boards per contest, including 2.5 on the offensive end. Cadot, who was in his first season at TCU after previously playing junior college ball at Sheridan College, is an athletic player who flourished at the end of last season, scoring in double figures in seven of the final eight games. His final field-goal percentage (65.9 percent) ranked No. 2 as the No. 2 season all-time at TCU for players with at least 150 attempts.

Four other Frogs return this season, including a pair of sophomores in forward Amric Fields and guard Jarvis Ray. The TCU coaches see both as high-ceiling players with the potential to make huge gains in their second seasons on campus after seeing extensive action last year. Fields played in all 33 games and ranked fifth on the team in total scoring (6.8 ppg), while Ray appeared in 27 contests.

Senior guard Marin Bavcevic, junior center Cheick Kone and sophomore Thomas Montigel also return and will battle for playing time.

The Frogs added six players in the offseason, and each will be looked at to make significant contributions in their first year on campus. The dimension the squad lacked most last season, size, was one of the biggest areas addressed.

Junior Adrick McKinney, a 6-8, 260-pound forward from Angelina College, and senior forward Craig Williams, a 6-8, 265-pound transfer from Temple, appear to be just what the doctor ordered for a TCU team that struggled to find a presence in the low post last season.

Both McKinney and Williams will bring high-energy, physical presences to the TCU lineup. McKinney, the nation's No. 45 junior college prospect, averaged 15.1 points and 8.4 rebounds per game for Angelina College in 2010-11. Williams is a well-rounded player who features great touch from outside among his strengths.

The frontcourt also received a boost with the arrivals of two junior college teammates, guard Nate Butler (6-6, 200) and forward Connell Crossland (6-7, 195), and one local prep star, freshman guard Kyan Anderson (5-11, 165).

Butler is a strong, athletic guard who will give TCU one of the MW's largest players at the guard position. He also is a dangerous threat in transition. Crossland is a versatile player who possesses the ability to play both the small and power forward positions for TCU. Christian has singled out his high-level rebounding ability as a strength.

Anderson, who starred locally for North Crowley High School, was one of the state's top prep point guards. Anderson has outstanding court vision and high-level scoring ability. He used in a role as both a shooting guard and backup to Thorns at the point in his final season.

Also looking to contribute is walk-on sophomore Chris Zurcher, a native of San Antonio.

The Frogs face a challenging schedule featuring more than half of their games against teams that advanced to postseason play a year ago. Depending on its draw at the U.S. Virgin Islands Paradise Jam in mid-November, TCU could face at least one team from seven of the top-eight rated conferences in the final 2010-11 RPI rankings: the Big East (Marquette in the Paradise Jam), Big Ten (Nebraska), Big 12 (Texas Tech), Mountain West (seven opponents; 14 games), ACC (Virginia in the Paradise Jam), SEC (Ole Miss in the Paradise Jam), Pac-12 (USC) and Conference USA (Houston, Rice, SMU and Tulsa).

2011-12 TCU OUTLOOK

LETTERMEN (Returning/Lost):	8/4
STARTERS (Returning/Lost):	3/2
NEWCOMERS:	6
CLASS BREAKDOWN (Sr./ Jr. / So. / Fr.):	4 / 5 / 4 / 1
2010-11 OVERALL RECORD:	20-11
2010-11 MWC RECORD:	1-15

RETURNING TALENT

SCORING (Avg.; TCU Rank)

Garlon Green - 369 points (11.2 ppg; 2nd)
Hank Thorns - 342 points (10.7 ppg; 3rd)
J.R. Cadot - 262 points (8.2 ppg; 5th)
Amric Field - 225 points (6.8 ppg; 7th)

REBOUNDING (Avg.; TCU Rank)

J.R. Cadot - 193 rebounds (6.0 rpg; 1st)
Garlon Green - 153 rebounds (4.6 rpg; 2nd)
Hank Thorns - 112 rebounds (3.5 rpg; 5th)
Amric Fields - 94 rebounds (2.8 rpg; 8th)

ASSISTS (Avg.; TCU Rank)

Hank Thorns - 225 assists (7.0 apg; 1st)
J.R. Cadot - 34 assists (1.1 apg; 3rd)
Garlon Green - 33 assists (1.0 apg; 5th)

STEALS (Avg.; TCU Rank)

Hank Thorns - 37 steals (1.2 spg; 1st)
J.R. Cadot - 33 steals (1.0 spg; 2nd)

BLOCKED SHOTS (Avg.; TCU Rank)

Amric Fields - 19 blocks (0.6 bpg; 1st)
J.R. Cadot - 14 blocks (0.4 bpg; 2nd)
Garlon Green - 13 blocks (0.4 bpg; 3rd)

MINUTES PLAYED (Avg.; TCU Rank)

Hank Thorns - 1,080 mins (33.8 mpg; 1st)
Garlon Green - 969 mins (29.4 mpg; 3rd)
J.R. Cadot - 811 mins (25.3 mpg; 4th)

RETURNING HONOREES

HANK THORNS -

All-Mountain West Third Team
Bob Cousy Award Nominee



HANK THORNS



J.R. CADOT



GARLON GREEN

2011-12 PRESEASON NOTEBOOK

NEW SEASON, NEW TEAM

Eight letterwinners and three starters who accounted for 95 of 155 starts from a season ago return for TCU in 2010-11.

Among the returnees is senior guard Hank Thorns, who earned All-Mountain West Third-Team honors as a junior after posting the third-best single-season assist total in program history (225). Thorns also averaged scoring in double figures with 10.7 ppg.

Junior forward Garlon Green, who led last season's team in total points (369 points, 11.2 ppg), also is back, as is the team's top rebounder in senior guard J.R. Cadot (6.0 rpg).

Overall, TCU returned 56 percent of scoring, 55 percent of rebounding and 68 percent of assist totals from last year's team.

While some experience returns, TCU will count heavily on production from newcomers this season, as six of the 14 players on the roster are new to the program. The fresh faces include: senior Craig Williams; juniors Nate Butler, Connell Crossland and Adrick McKinney; sophomore Chris Zurcher; and freshman Kyan Anderson.

FROGS SET FOR FOURTH SEASON OF CHRISTIAN ERA

Jim Christian is entering his fourth season since taking over the reigns of the Horned Frog program prior to the 2008-09 season. This season marks Christian's 10th year overall as a college head coach.

Christian is 176-116 overall in his previous nine seasons, including a 38-58 record with TCU. He has helped guide five players to four All-Mountain West honors in his previous three seasons with the Frogs, including Hank Thorns, a third-team All-MW in 2010-11.

THORNS AMONG NATION'S TOP POINTS

Hank Thorns experienced a breakout season in his first year on the court for TCU in 2010-11 after transferring from Virginia Tech. His performance ranked him among the nation's top handles at the point guard position.

▶ Thorns led the Mountain West and ranked No. 4 nationally in assist average (7.0 apg). His 2.71 assist-turnover ratio also led the MW and was No. 12 nationally.

▶ Thorns does more than just dish the rock. He also led the team in steals (1.19 spg), was third in scoring average (10.5 ppg) and fifth in total rebounding (3.5 rpg).

▶ Thorns' 225 assists ranked as the second-best single-season total in MW history and the most by a non-senior.

▶ Thorns was the only player to rank among the nation's top-12 players in both assists and assist/turnover ratio.

▶ Thorns totaled 10 or more assists nine times, seven more than any other MW player. He was third nationally in the category.

▶ Thorns was named Third-Team All-Mountain West and also was a nominee for the Bob Cousy Award as the nation's top point guard.

GREEN LOOKING FOR MORE

Garlon Green is looking to continue his development following a breakthrough season in 2010-11.

▶ Green led TCU last season in total points (369), 3-pointers (49) and 3-point percentage (47.6%). He was second in rebounding (4.6 rpg) and overall field-goal percentage (48.4%).

▶ Green's 3-point rate would have led the MW, but he fell one made shot short of qualifying for the category.

▶ TCU saw Green's contributions jump significantly from his freshman to sophomore seasons. He averaged only 4.3 points and 2.4 boards per contest in 2009-10 and shot only 40.6%, including 18.9% beyond the arc.

▶ Forty-two of Green's 56 career made 3-pointers came in the final 25 contests of last season. He equaled his career high of three treys eight times during the stretch.

▶ Green shot at least 50.0% overall from the field 20 times in TCU's 33 contests.

CADOT HOPES TO CONTINUE MOMENTUM

J.R. Cadot provided TCU with an aggressive edge around the basket from his guard position in his first season on campus last year after transferring from Sheridan College in Wyoming.

▶ Cadot scored at least 12 points in seven of the last eight contests, leading TCU three times in the stretch. He previously had not reached double figures since the Dec. 28 home win over Chicago State.

▶ Cadot's scoring average of 11.9 ppg over the stretch was second on the squad to former Frog Greg Hill.

▶ Cadot led TCU last season in both overall field-goal percentage (65.9%) and rebounding (6.0 rpg). He ranked sixth in the MWC in boards and third in offensive rebounds (2.5 rpg).

▶ Cadot final field-goal rate ranked No. 2 in TCU single-season history among players with at least 150 attempts.

▶ Cadot shot 75.3% (58-of-77) from the field at home. He was perfect from the field seven times overall in 2010-11.

▶ Cadot led TCU in rebounding 13 times and owned three of TCU's nine double-doubles.

INTERNATIONAL FLAVOR

TCU features three international players on its roster, a figure that ranks tied for the Mountain West lead with UNLV. The foreign states represented include Croatia (Marin Bavcevic), the Bahamas (J.R. Cadot) and Mali (Cheick Kone). TCU also has two players from United States territories on its roster in Nate Butler (Puerto Rico) and Craig Williams (U.S. Virgin Islands).

HOME SWEET HOME AT THE DMC

TCU has notched 426 triumphs in the 49-year history of Daniel-Meyer Coliseum and has posted a winning percentage of .625 (426-256) on its home court.

Over the past 15 seasons, the Frogs have accumulated a 178-84 (.679) overall record at the DMC while posting at least 10 home victories on 11 occasions.

PRESEASON ALL-MW POLL

Rk.	Team (1st-place votes)	Points
1.	New Mexico (22)	203
2.	UNLV (4)	183
3.	San Diego State	158
4.	Colorado State	119
5.	Air Force	78
6.	Wyoming	68
7.	TCU	64
8.	Air Force	63

PRESEASON ALL-MW TEAM

Name	Class	Pos.	Team
Oscar Bellfield	Sr.	G	UNLV
Drew Gordon	Sr.	F	New Mexico
Chace Stanback	Sr.	G/F	UNLV
Hank Thorns	Sr.	G	TCU
Kendall Williams	So.	G	New Mexico

Player of the Year:

Drew Gordon, Sr., F, New Mexico

Newcomer of the Year:

Xavier Thames, So., G, San Diego State

Freshman of the Year:

Hugh Greenwood, G, New Mexico

Note: Results were taken from a poll of 26 select members of league media outlets.

NEW FACES ON THE BENCH

Jim Christian added two new assistant coaches to his staff for 2011-12 in veterans Reggie Brown and Rob Evans.

Brown spent the last two seasons as an assistant coach at SMU and helped lead the Mustangs to the semifinals of the 2011 CollegeInsider.com Tournament (CIT). Prior to his time at SMU, he served seven years as an assistant at UT Arlington, where he was promoted to associate head coach prior to the 2008-09 season.

A graduate of UTA, Brown starred for the Mavericks from 1993-97, averaging 16.0 points, 3.0 assists and 2.3 rebounds per game during his career.

Evans is a former head coach with more than 40 years of experience overall at the Division I level. He was the head coach at Ole Miss from 1993 to 1998 and Arizona State from 1999 through 2006. He led Ole Miss to a pair of NCAA Tournament appearances and ASU to three postseason tournament bids in his final five seasons.

Evans arrived at TCU from Arkansas, where he was an assistant on former Razorback head coach John Pelphrey's staff since 2007.

SEVENTEEN TELECASTS ON TAP

TCU will play on television at least 17 times in 2011-12, including each of its 14 Mountain West contests.

Three games will appear on CBS Sports Network: Dec. 6 vs. Texas Tech and Dec. 31 vs. Tulsa. In addition to each of its 14 conference games being carried on The MountainWest Sports Network (The Mtn.), the Dec. 10 home game vs. Nebraska will also appear on the network.

Each game from the 2012 Conoco MW Championship will be carried by either The Mtn., CBS Sports or NBC Sports.

HEAD COACH JIM CHRISTIAN



JIM CHRISTIAN

Head Coach • 4th Season
Rhode Island, 1988

- ▶ 176-116 (.605) career record
- ▶ 38-58 (.400) at TCU
- ▶ Two-time Conference Coach of the Year (2006, 2008 MAC)
- ▶ Guided Kent State to five postseason berths in six seasons

Jim Christian has completed three seasons as men's basketball head coach at TCU after serving six years at Mid-American Conference member Kent State.

Christian was introduced to the Dallas/Fort Worth community on March 29th, 2008, as the 19th head coach in TCU history. In front of representatives of the TCU athletics department, campus leaders, media members and lifelong Frog supporters, former TCU Athletics Director Dr. Danny Morrison described Christian as a "slam dunk" in finding the right person to lead the program.

The introduction of Christian was made with praise not only around the DFW Metroplex, but also around the nation as Mike Huguenin of Rivals.com stated that "Christian is the best hire of 2008 in college basketball." ESPN College Basketball Analyst Jay Bilas stated, "When you watch Christian's team play, you see just how good of a coach he really is. I have been surprised that someone hasn't plucked him out of Kent State sooner, but this was a tremendous hire by TCU and one that will pay dividends for them in the near future."

After three seasons at the helm, those who stood in the John S. Justin Athletics Complex that afternoon know that Christian was exactly the right person to change the direction of the Frogs' program. Christian promised a change in attitude, change in intensity, and most importantly, a change in the culture of the program. Those who have watched the Purple and White over the last three seasons realize that, despite the overall record, Christian has the Frogs on the path to turnaround.

In his first three seasons, Christian has guided the Frogs to a combined 38-58 overall record, including a 14-17 overall record during his first campaign. The 14 triumphs accumulated by Christian were the fourth-most wins by a first-year head coach in program history and almost doubled the average amount of victories of 7.3 wins for a head coach at TCU in his inaugural season.

Christian has continued to add pieces to the puzzle over the last three seasons, with the goal of finding the right mix of talent and attitude for the TCU program. Among the standouts in the Christian era have been four All-Mountain West Conference honorees, including second-team selections in Ronnie Moss (2009-10) and Kevin Langford (2008-09) and third teamer Hank Thorns (2010-11). Zvonko Buljan was named MWC Newcomer of the Year in 2008-09 and honorable-mention All-MWC twice during his two seasons.

Those who watched a young Frog squad cut its teeth in 2010-11 were able to see a direction beginning to take shape in the program. Thorns, a transfer to the Frog program from Virginia Tech, produced one of the top seasons ever for a TCU point guard in 2010-11, as he finished as the only individual ranked among the nation's top-12 players in both assists per game (No. 4) and assist-turnover ratio (No. 12). His 225 helpers ranked No. 2 in MWC single-season history and No. 3 for top outputs by a Frog. Thorns also averaged scoring in double figures, and his 342 total points ranked second on the squad to only teammate Garlon Green.

Thorns helped lead a young corps of Frogs that should form a base on which to build the program's future success. TCU saw a huge jump in the game of Green, who totaled 11.2 points per game while shooting 48.4 percent from the field as a sophomore. Green's 47.6 percent shooting rate from 3-point range would have led the MWC in the category if for not falling only one trey shy of meeting the minimum qualification for baskets made.

Several Frogs impressed in their first seasons on campus, including J.R. Cadot, the team's leader in both rebounding and field-goal percentage who finished the season by scoring in double figures in seven of the last eight games. Amric Fields proved to be one of the MWC's top young players, finishing No. 2 among league freshmen in scoring and rebounding, while fellow freshman Jarvis Ray showed glimpses of the potential that made him an all-state honoree as a prep standout in Louisiana.

Perhaps the top individual season during TCU's Jim Christian era career came from former Frog Ronnie Moss in 2008-09, as he became the first Frog to lead the team in both

scoring (14.9 per game) and assists (5.9 per game) in nearly a decade since former great Corey Santee (2001-02). His assist numbers ranked him among the nation's leaders, while he also led the MWC in the category. By the end of his junior season, Moss had become only the fifth player in program history to amass 1,000 points and 300 assists in a career.

To begin his tenure at TCU, Christian became the third coach in program history to win his first game as head coach with the Frogs after TCU defeated Western Michigan by a 67-63 count at the ESPN Charleston Classic. Christian guided the Frogs to some big victories during the 2008-09 campaign, including home triumphs over Wichita State, UNLV, SMU, Colorado State and Texas A&M-Corpus Christi. The victory over UNLV was the Frogs' first win over the Runnin' Rebels since the 1998-99 season - a span of eight games.

Opposing teams found out very quickly that the Frogs' hard-nosed defensive mentality would become their calling card during games. During a three-game stretch, the Frogs held SMU, St. Gregory's (Okla.) and Colorado to 46 or fewer points, marking the first time since 1951-52 that the feat had been achieved. The Frogs also held St. Gregory's and Colgate to 40 of fewer points in a game, allowing 38 and 37 points - respectively.

The Frogs proved that they could put together a string of victories during the season, notching their first six-game winning streak since 1998-99 and also recorded nine consecutive victories at Daniel-Meyer Coliseum for the first time in over a decade.

Langford became one of Christian's most memorable and prized players despite only coaching him for one season. He began to lay the foundation for the Frogs' path to a championship with his leadership and influence on and off the court. It became very apparent to those who watched Christian wander the Frogs' bench that there was a new attitude surrounding the program.

AT KENT STATE

Christian came to TCU after serving as the head men's basketball coach at Kent State for six seasons where he won at least 20 games in each campaign. During his tenure, Christian collected a record of 138-58 for the highest-winning percentage (.704) in Mid-American Conference history.

In his six seasons as head coach of the Golden Flashes, Christian climbed to second place on the all-time career victories list at Kent State with 138, which was only 10 triumphs shy of the 148 wins set by Jim McDonald. It took McDonald over a decade to record 148 victories, where Christian was on-pace to break that mark early in his seventh season as head coach.

Under the guidance and leadership of Christian, the Golden Flashes garnered five post-season appearances in six campaigns, including a pair of trips to the NCAA Tournament in 2006 and 2008. Not only was the former Kent State head coach selected as the Mid-American Conference Coach of the Year in two of his final three seasons, but Christian also led his team to its first-ever top-25 ranking after peaking at 23rd in the nation in the Associated Press poll and 24th in the ESPN/USA Today poll.

While the Golden Flashes excelled in non-conference action, Christian's teams saved their best games for Mid-American Conference opponents as Kent State recorded a 79-28 record (.738 winning percentage) while never finishing lower than second in the East Division during his six-year tenure. Over the course of his final three seasons, Christian led the Golden Flashes to a 40-10 (.800 winning percentage) conference mark, including a pair of Mid-American Conference Tournament Championships.

Christian's teams provided headaches for all opponents, but none more than those that stepped onto the floor of the M.A.C. Center (Memorial Athletic and Convocation Center). In his time as head coach, the Golden Flashes recorded a 71-14 (.835 winning percentage) advantage on their home floor, which included a perfect 16-0 record during the 2007-08 campaign.

In each of his six seasons, the Golden Flashes notched at least nine victories at home to go along with 11 or more triumphs in his final five campaigns. Christian's teams notched a record of 62-9 (.873 winning percentage) and were one of 11 teams in the country to finish the regular season undefeated on their home court. Kent State ended the 2007-08 campaign with the 10th-longest home court winning streak in the nation, including 24 of its final 25 home contests with Christian at the helm.

Christian's numbers stand among some of the top collegiate coaches in the country as he ended the 2007-08 campaign ranked third among all active coaches who recorded at least 20 victories in every season as a head coach, joining Mark Few (9; Gonzaga) and Thad Matta (7; Butler, Xavier, Ohio State). Kent State was also one of six schools in the nation to record 10 consecutive seasons of 20 or more victories, joining Duke, Kansas, Florida, Gonzaga and Creighton, with seven of those teams coming with Christian on staff.

The 2007-08 campaign presented itself with one of the greatest seasons in the history of Kent State men's basketball. The Golden Flashes finished with a 28-7 overall record,

THE CHRISTIAN FILE

PERSONAL

Wife: Patty
Children: MacKenzie (14), Zach (5), Jay (2)

EDUCATION

Rhode Island (1998): bachelor's in consumer affairs

PLAYING EXPERIENCE

1988: Sydney City Coments (Australia)
1986-88: Rhode Island University
1983-85: Boston University

COACHING EXPERIENCE

2008-Present: TCU, Head Coach
2002-08: Kent State, Head Coach
2001-02: Kent State, Associate Head Coach
1996-99: Pittsburgh, Assistant Coach
1995-96: Miami [Ohio], Assistant Coach
1994-95: Western Kentucky, Assistant Coach
1992-94: St. Francis [Pa.], Assistant Coach
1990-91: Western Kentucky, Volunteer Assistant

TCU HEAD COACH JIM CHRISTIAN

including a school-record 25 regular-season triumphs, en route to securing their second Mid-American Conference regular-season and tournament crowns. For the second time in the three seasons, Christian guided the Flashes to a berth in the NCAA Tournament where Kent State recorded a ninth-seed, which was the highest seed in program history.

In addition, Christian led the Golden Flashes to their second-most victories in program history with 28 that only trailed the 2001-02 squad that finished with a 30-6 overall record and advanced to the Elite Eight under former coach Stan Heath. Christian, who became the first coach in Mid-American Conference history to win 20 or more games in each of his first six seasons, was recognized as the Mid-American Conference Coach of the Year. He joined Gary Waters as the only two coaches in Kent State history to collect that hardware on two occasions.

Christian's time as KSU head coach was highlighted by numerous individual standouts, including two honorable-mention All-Americans (Antonio Gates, DeAndre Haynes), two MAC Players of the Year (DeAndre Haynes, Al Fisher), three MAC Defensive Players of the Year (Demetric Shaw, John Edwards, Haminn Quaintance), one MAC Sixth Man of the Year (Kevin Warzynski) and a total of 19 All-MAC picks, including six first teamers.

Among Christian's all-conference picks was Gates, now an All-Pro tight end for the San Diego Chargers, as well as two-time honoree Eric Haut, who followed Christian to TCU as Director of Operations and is now an assistant coach. Armon Gates, an academic All-MAC selection, also joined Christian's staff, completing his first season as an assistant in 2011.

Following a short time off the coaching circuit, Christian returned to the college courts in 2001-02 as the top assistant under former Kent State and current University of South Florida head men's basketball coach Stan Heath for a record-breaking season for the Golden Flashes. Kent State notched a school-record 30 victories en route to capturing the program's first regular-season Mid-American Conference title following a 17-1 mark.

In the NCAA Tournament, the Golden Flashes defeated Oklahoma State in the first round before handing Alabama a 71-58 setback in the second round. In the Sweet Sixteen, the Golden Flashes defeated Pitt by a 78-73 score, making them the first MAC program to reach the Elite Eight since 1964. In the South Regional Championships, Kent State suffered an 81-69 setback to national runner-up Indiana.

During the 2001-02 campaign, Kent State rallied off a conference-record 21 consecutive victories before falling in the NCAA Tournament to Indiana while capturing the conference title by a record five games. With plenty of team success during the 2001-02 campaign came individual recognition as Demetric Shaw was selected as the MAC Defensive Player of the Year while Trevor Huffman and Andrew Mitchell were both selected as first team All-Mid-American Conference award winners.

Following the season, Heath moved on as the head coach at Arkansas, which created Christian's first opportunity to lead a college program.

AT OCTAGON SPORTS MARKETING & MANAGEMENT

Prior to joining the Kent State coaching staff, Christian spent two years with Octagon Sports Marketing and Management in McLean, Va., as a college basketball talent evaluator. During his time with Octagon Sports Marketing and Management, Christian worked with over 20 NBA standouts where he conducted individual workouts with talents, including current NBA players Brendan Haywood, Jacque Vaughn and Chris Mihm.

AT PITT

Christian spent three seasons at Big East member Pittsburgh, where he served as an assistant coach under his former high school coach Ralph Willard, who is currently an assistant coach under Rick Pitino at Louisville. During his time, Christian aided the development of Vonteevo Cummings, who was a two-time All-Big East Conference award winner and former NBA talent for the Philadelphia 76ers and Golden State Warriors.

AT MIAMI (OHIO)

Christian served as an assistant coach under former Miami (Ohio) and current Arizona State head men's basketball coach Herb Sendek during the 1995-96 campaign. The coaching staff put together by Sendek that season served as an all-star cast almost a decade later with three current NCAA Division I head coaches coming from that program in Christian, Sean Miller (Arizona) and Charlie Coles (Miami, Ohio) In his single season, the RedHawks recorded a 21-8 overall record, including a 12-6 mark in conference action. The RedHawks earned a berth in the National Invitation Tournament during the 1995-96 season.

AT WESTERN KENTUCKY

Christian notched a pair of stops in Bowling Green, Ky., as a member of the Western Kentucky men's basketball program. Christian got his first taste of collegiate coaching under Willard as a part-time assistant coach for two campaigns. In his first two seasons, Western Kentucky notched a 35-25 record, including a 21-11 overall record during the 1991-92 campaign.

Christian returned to the Hilltoppers for the 1994-95 campaign where he helped Western Kentucky post a 27-4 overall record, including a 17-1 record in Sun Belt Conference action. That season, Western Kentucky recorded the fourth-most victories in program history to go along with crowns in both the regular-season and tournament championships en route to securing a berth in the NCAA Tournament.

AT ST. FRANCIS (PA.)

Christian's first full-time assistant coaching position came at St. Francis (Pa.) - a member of the Northeast Conference - under Tom McConnell. In his two seasons with the Red Flashes, Christian guided the development of two-time All-Northeast Conference performer Deon George and Jason Roberts.

PLAYING CAREER

A native of Bethpage, New York, Christian was an all-state guard at St. Dominic High School while playing under Willard. Following his prep career, Christian was recruited by current Louisville head men's basketball coach Rick Pitino at Boston University where he played two seasons before transferring to Rhode Island.

Christian played his final two campaigns under Tom Penders at the University of Rhode Island where he helped the Rams reach the Sweet Sixteen of the 1988 NCAA Tournament. The former standout guard guided the Rams to victories over Missouri and Syracuse before dropping a 73-72 decision to Duke for the right to advance to the Elite Eight.

After earning his bachelor's degree in consumer affairs from the University of Rhode Island in 1988, Christian spent one season playing professionally in Australia for the Sydney City Comets.

OFF THE COURT

Christian and his wife, Patty, were married in the summer of 2005, and has three children, MacKenzie, Zach and Jay. The Christian family currently resides in Fort Worth.

CHRISTIAN YEAR-BY-YEAR

Year	School	Overall	Conference	Finish
2002-03	Kent State	22-9 (.710)	12-6 (.667)	1st (East) *
2003-04	Kent State	22-9 (.710)	13-5 (.722)	1st (East) *
2004-05	Kent State	20-13 (.606)	11-7 (.611)	2nd (East) *
2005-06	Kent State	25-9 (.735)	15-3 (.833)	1st (East) ! \$ #
2006-07	Kent State	21-11 (.656)	12-4 (.750)	2nd (East)
2007-08	Kent State	28-7 (.800)	13-3 (.813)	1st (East) ! \$ #
Totals	6 Years	138-58 (.704)	76-28 (.731)	3*, 2!, 2\$, 2#

Year	School	Overall	Conference	Finish
2008-09	TCU	14-17 (.452)	5-11 (.313)	7th
2009-10	TCU	13-19 (.406)	5-11 (.313)	7th
2010-11	TCU	11-22 (.333)	1-15 (.063)	9th
Totals	3 Years	38-58 (.400)	11-37 (.229)	N/A
Overall	9 Years	176-116 (.605)	87-65 (.572)	3*, 2!, 2\$, 2#

* - NIT berth ! - MAC regular-season title \$ - MAC tourney title # - NCAA bid

CHRISTIAN IN THE POSTSEASON

Year	Tourney	Opponent	Score	W/L
2003	MAC	vs. Marshall	79-57	W
	MAC	vs. Ohio	73-70	W
	MAC	vs. Central Michigan	67-77	L
	NIT	College of Charleston	66-71	L
2004	MAC	vs. Bowling Green	79-66	W
	MAC	vs. Miami	66-56	W
	MAC	vs. Western Michigan	66-77	L
	NIT	West Virginia	54-65	L
2005	MAC	Central Michigan	91-60	W
	MAC	vs. Ohio	55-62	L
	NIT	@ Western Kentucky	80-88 (ot)	L
2006	MAC	vs. Buffalo	76-67	W
	MAC	vs. Ohio	72-59	W
	MAC	vs. Toledo	71-66	W
	NCAA	vs. #15 Pittsburgh	64-79	L
2007	MAC	vs. Western Michigan	75-66	W
	MAC	vs. Akron	54-61	L
2008	MAC	vs. Toledo	77-57	W
	MAC	vs. Miami (Ohio)	49-47	W
	MAC	vs. Akron	74-55	W
	NCAA	vs. UNLV	58-71	L
2009	MWC	vs. Utah	58-61	L
2010	MWC	vs. #14 BYU	85-95	L
2011	MWC	vs. Wyoming	70-61	W
	MWC	vs. #8 BYU	58-64	L

CHRISTIAN ALL-TIME VS. OPPONENTS

Opponent	Overall	TCU	KSU	Last Meeting
Air Force	4-2	4-2	--	March 2, 2011
Akron	8-6	--	8-6	March 15, 2008
Arizona State	0-1	0-1	--	Nov. 17, 2009
Austin Peay State	1-0	--	--	Nov. 22, 2005
BYU	0-8	0-8	--	March 10, 2011
Ball State	4-2	--	4-2	Feb. 6, 2008
Binghamton	1-0	--	1-0	Nov. 19, 2004
Boston College	1-2	--	1-2	Dec. 29, 2004
Bowling Green State	6-4	--	6-4	March 1, 2008
Bradley	0-1	0-1	--	Nov. 21, 2010
Buffalo	10-2	--	10-2	Feb. 19, 2008
Butler	1-1	--	1-1	Nov. 25, 2006
Cal State Northridge	1-0	1-0	--	Nov. 16, 2009
Central Michigan	8-1	--	8-1	Feb. 12, 2008
Chicago State	1-0	1-0	--	Dec. 28, 2010
Clemson	0-1	0-1	--	Nov. 15, 2008
Cleveland State	5-1	--	5-1	Dec. 29, 2007
Colgate	2-0	2-0	--	Nov. 23, 2009
College of Charleston	0-2	0-1	0-1	Nov. 16, 2008
Colorado	1-0	1-0	--	Dec. 3, 2008
Colorado State	2-4	2-4	--	Feb. 16, 2011
Concordia (Calif.)	1-0	--	1-0	Dec. 21, 2005
Coppin State	1-0	--	1-0	Nov. 18, 2007
Creighton	2-0	--	2-0	Dec. 7, 2004
Delaware State	0-1	--	0-1	Nov. 21, 2005
Detroit	2-1	--	2-1	Nov. 10, 2007
Duke	0-1	--	0-1	Dec. 19, 2006
Eastern Michigan	6-0	--	6-0	Jan. 30, 2008
Florida State	1-0	--	1-0	Nov. 27, 2004
George Mason	2-0	--	1-0	Dec. 8, 2007
Hampton	1-0	--	1-0	Nov. 15, 2007
Hawaii	0-1	--	0-1	Feb. 22, 2002
Houghton	1-0	--	1-0	Nov. 21, 2003
Houston	0-2	0-2	--	Nov. 27, 2010
IPFW	5-0	--	5-0	Dec. 20, 2007
IUPUI	1-0	--	1-0	Nov. 11, 2006
Illinois State	2-0	--	2-0	Nov. 24, 2007
Indiana	0-1	0-1	--	Dec. 10, 2008
Jackson State	1-0	1-0	--	Nov. 11, 2010
Longwood	1-0	--	1-0	Nov. 20, 2007
Louisiana Tech	0-2	0-2	--	Nov. 28, 2009
Marquette	0-1	--	0-1	Nov. 20, 2004
Marshall	6-1	--	6-1	Jan. 22, 2004
Massachusetts	0-1	0-1	--	Nov. 22, 2010
Miami (Ohio)	10-4	--	10-4	March 14, 2008
Mid-American Christian	1-0	1-0	--	Nov. 13, 2009
McNeese State	1-0	1-0	--	Nov. 22, 2008
Nebraska	0-3	0-3	--	Dec. 11, 2010
New Hampshire	1-0	--	1-0	Dec. 30, 2006
New Mexico	0-6	0-6	--	Feb. 26, 2011
North Carolina	0-1	--	0-1	Jan. 2, 2007
Northern Illinois	6-1	--	6-1	Feb. 9, 2008
Northern Iowa	0-1	0-1	--	Dec. 4, 2010
Northwestern State	1-0	1-0	0-0	Dec. 21, 2010
Notre Dame (Ohio)	1-0	--	1-0	Dec. 22, 2004
Ohio	10-5	--	10-5	Feb. 16, 2008
Ohio State	0-1	--	0-1	Nov. 12, 2006
Old Dominion	0-1	--	0-1	Nov. 22, 2004
Pittsburgh	0-1	--	0-1	March 17, 2006
Prairie View A&M	1-0	1-0	--	Dec. 1, 2010
Rhode Island	1-1	--	1-1	Dec. 14, 2003
Rider	0-1	0-1	--	Nov. 20, 2010



Opponent	Overall	TCU	KSU	Last Meeting
Rice	1-1	1-1	--	Jan. 2, 2011
Rutgers	0-1	--	0-1	Nov. 25, 2005
SMU	3-0	3-0	--	Nov. 16, 2010
St. Bonaventure	2-0	--	2-0	Dec. 27, 2003
St. Gregory's (Okla.)	2-0	2-0	--	Dec. 20, 2009
St. Louis	1-0	--	1-0	Nov. 28, 2007
St. Mary's (Calif.)	1-1	--	1-1	Feb. 23, 2008
San Diego State	0-6	0-6	--	Feb. 5, 2011
Shawnee State	2-0	--	2-0	Dec. 29, 2006
South Dakota State	1-0	--	1-0	Nov. 10, 2006
Southern Illinois	0-2	--	0-2	Dec. 10, 2005
Temple	1-0	--	1-0	Nov. 21, 2006
Tennessee-Chattanooga	1-0	--	1-0	Dec. 17, 2002
Texas-Pan American	2-0	1-1	1-1	Jan. 20, 2009
Texas State	1-0	1-0	--	Nov. 24, 2009
Texas Tech	2-1	2-1	--	Dec. 8, 2010
Texas A&M-Corpus Christi	3-1	1-0	2-1	Dec. 6, 2008
Toledo	6-3	--	6-3	March 13, 2008
Tulsa	0-1	0-1	--	Dec. 30, 2010
UNC Greensboro	1-0	--	1-0	Dec. 1, 2007
UNLV	1-6	1-5	0-1	Feb. 9, 2011
Urbana	1-0	--	1-0	Nov. 24, 2002
USC	1-0	1-0	--	Nov. 29, 2010
Utah	0-7	0-7	--	Feb. 22, 2011
West Virginia	0-1	--	0-1	March 17, 2004
Western Kentucky	0-1	--	0-1	March 16, 2005
Western Michigan	6-3	--	6-3	Jan. 27, 2007
Wichita State	1-1	1-1	--	Dec. 12, 2009
Xavier	0-1	--	0-1	Nov. 23, 2007
Wyoming	5-2	5-2	--	March 9, 2011
Youngstown State	2-1	--	2-1	Dec. 5, 2007

ASSISTANT COACHES



BILL WUCZYNSKI

*Assistant Coach • 4th Season
UNLV, 1996*

- ▶ Longest-tenured member of Jim Christian's staff.
- ▶ Also held positions at Florida International (2005-08), Loyola-Chicago (2002-05) and UNLV (2001-02).

Bill Wuczynski has completed three seasons as an assistant coach with the TCU men's basketball program after spending three years as an assistant at Florida International.

In addition to his duties on the recruiting trail, Wuczynski is primarily responsible for coaching the Frogs' low post players. Among his current pupils are young forwards Garlon Green and Amric Fields.

Green made huge gains between his freshman and sophomore seasons before becoming one of the leaders for a young TCU squad in 2010-11. He paced the squad in scoring and 3-point percentage and was second in rebounds. His 47.6 percent shooting rate from beyond the arc would have led the MWC in the category if for not falling only one trey shy of meeting the minimum qualification for baskets made.

Fields is another low-post talent who experienced a breakout season as a freshman in 2010-11. The No. 3-ranked Mountain West Conference freshman in terms of scoring and rebounding, he started nine games and finished the season fifth on the team in scoring. Fields looks poised to take his game to another level as TCU heads into its final season of MWC play, as well as its future in the rugged Big East Conference.

Former Frog Nikola Cerina also made waves in his freshman season in 2009-10 while becoming the first international true freshman to start a game for TCU in program history. He finished his first season with 20 starts in 29 games.

Wuczynski has proven to be indispensable on the recruiting trail for TCU, landing current talents such as Third-Team All-MWC guard Hank Thorns and Jarvis Ray, as well as former Frog forward Zvonko Buljan. He helped develop Buljan into the 2008-09 MWC Newcomer of the Year and a two-time honorable mention All-MWC selection. Buljan became the first Frog to earn Conference Newcomer of the Year recognition since Lee Nailon in 1997-98 and finished his two-year career averaging 12.2 points and 8.2 rebounds per game.

Wuczynski came to Fort Worth from Florida International where he spent three seasons as part of Sergio Rouco's staff as an assistant coach and recruiting coordinator. In his final season, the Golden Panthers were only one of two teams in the conference to have a pair of players ranked in the top-eight in rebounds per game in Alex Galindo (6.8 R-G) and Russell Hicks (6.1 R-G), who ranked fifth and eighth - respectively.

That season, Florida International played some of its best basketball against conference competition as the Golden Panthers recorded victories over Arkansas-Little Rock, who was the regular-season West Division champions, as well as Middle Tennessee State and New Orleans, who were two teams that finished with at least 17 victories during the 2007-08 campaign.

Wuczynski was a member of the Loyola University-Chicago coaching staff for three seasons as an assistant coach before accepting a position at Florida International. With Wuczynski as a member of the coaching staff, the Ramblers recorded 32 victories over a two-season span, which were the most victories in back-to-back seasons in over a decade for Loyola University-Chicago.

Wuczynski played a major role in the resurgence of the Ramblers' basketball program as he recruited some top talent in Blake Schilb - a three-time Horizon League first team member - as well as 7-0 center Tyrelle Blair, who led the Horizon League in blocked shots as a sophomore.

As an assistant coach for the Ramblers, Wuczynski coached and recruited two of the top scoring threats to ever play for Loyola University-Chicago in David Bailey and Schilb. A sophomore when Wuczynski joined the coaching staff, Bailey concluded his career ranked third on the program's all-time scoring list with 1,933 points while Schilb ranked fourth with 1,879 points after his four-year career.

Familiar with Mountain West Conference opponents, Wuczynski spent five seasons at UNLV as both an assistant coach as well as the Director of Basketball Operations for the Runnin' Rebels. Wuczynski spent one season as an assistant coach under interim head coach Max Good as well as four seasons as Director of Basketball Operations under former UNLV coach and current Minnesota Timberwolves assistant coach Bill Bayno.



THE WUCZYNSKI FILE

PERSONAL

Wife: Shaunna
Children: Shane (4)
Hometown: Chicago, Ill.

EDUCATION

UNLV (1996): bachelor's in physical education

COACHING EXPERIENCE

2008-Present: TCU, Assistant Coach
2005-08: Florida International, Assistant Coach
2002-05: Loyola-Chicago, Assistant Coach
2001-02: UNLV, Assistant Coach
1997-01: UNLV, Director of Operations

The Sporting News recognized the 1997 recruiting class of the Runnin' Rebels as the best in the nation while the 1999 recruiting class was ranked as the second-best class in the country by Hoop Scoop. As member of the UNLV staff, the Runnin' Rebels averaged over 20 victories per season and made four post-season appearances: two in the NCAA Tournament (1998 | 2000) and two in the NIT (1997 | 1999).

At UNLV, Wuczynski had the opportunity work with several NBA talents in Shawn Marion, Keon Clark, Tyrone Nesby and Marcus Banks as well as USA Olympic team member and NBA standout Lamar Odom and New Zealand Olympic point guard Mark Dickel, who was a standout at UNLV from 1996-00.

Wuczynski graduated from UNLV with a bachelor's degree in physical education in 1996 where he served as a member of the Runnin' Rebels program as a student assistant for two seasons.

Wuczynski and his wife, Shaunna, have one son, Shane, and the family currently resides in Fort Worth.

ASSISTANT COACHES



REGGIE BROWN

*Assistant Coach • 1st Season
UT Arlington, 1999*

- ▶ Has coached at SMU (2009-11) and his alma mater, UT Arlington (2002-09).
- ▶ Played at UTA (1993-97) and professionally overseas.

Reggie Brown was added to the TCU men's basketball staff an assistant coach on June 2, 2011. Brown spent the previous two seasons in a similar role at SMU.

A veteran on the DFW college coaching scene for the last decade-plus, Brown most recently helped SMU record its two best seasons since joining Conference USA prior to 2005-06. The 2010-11 season marked his second campaign with the Mustangs and the program's most successful run in more than a decade.

SMU's 2010-11 squad recorded its first 20-win season and first postseason bid since 1999-2000, finishing 20-15 and advancing to the Colleg Insider.com Tournament (CIT) semifinals. The team had its most league wins since joining C-USA (eight) while leading the conference in field goal (No. 7 NCAA), 3-point (No. 13 NCAA) and free throw percentage (No. 38 NCAA). The Mustangs excelled from long-range, making a team-record 277 3-pointers to lead C-USA and rank No. 33 in the NCAA.

Individually, senior tri-captain Papa Dia led the Mustangs, earning selections to the 2011 CIT All-Tournament Team, NABC Division I All-District First Team, All-C-USA First Team and C-USA All-Defensive Team. He was also named the Conference USA Defensive Player of the Year. Junior Robert Nyakundi was selected third-team All-C-USA, marking the second straight year SMU had two members named all-league.

In Brown's first season (2009-10), the Mustangs finished with their most league wins (seven), best finish (tied for seventh) and best seed (No. 8) since joining C-USA. Dia and Derek Williams were selected to the 2010 All-Conference USA Third Team. It marked the first time SMU had multiple all-conference selections since the 2001-02 season. Williams was also named to the NABC All-District Second Team.

Prior to his time at SMU, Brown served seven years as an assistant coach at UT Arlington, where he was promoted to associate head coach prior to the 2008-09 season. During his tenure, the Mavericks won the 2008 Southland Tournament to earn their first-ever NCAA Tournament appearance, while he also helped the squad win the 2004 Southland Conference regular season championship. He was part of a staff that coached 11 student-athletes to 13 all-conference honors, including four first-team selections.

Brown, an Arlington native who starred for Sam Houston High School, played at UTA from 1993-97, averaging 16.0 points, 3.0 assists and 2.3 rebounds per game during his career. He started every game over his final two years in a Maverick uniform. During his junior season, he averaged a career-high 19.0 points and 4.3 assists while ranking fifth in the Southland Conference in steals and sixth in the league in assists. Brown closed out his UTA career by averaging 16.0 points and 3.0 assists per game as a senior in 1996-97. He also excelled academically, earning recognition as a member of the SLC's All-Academic team in 1994-95.

Following his collegiate career, Brown went to Europe to play professionally and spent the 1997-98 season with the Tolka Rovers in Ireland. That season, he averaged 24 points and appeared on the cover of one of Ireland's basketball magazines.

Brown returned to UTA following that season to complete his bachelor's degree in speech communication, which he did in 1999. He later coach at Arlington Bowie High School from 1999-2002, serving as the junior varsity boys basketball coach and a varsity assistant. At Bowie, Brown's teams won three district championships and one bi-district title.

Brown and his wife, Anick, have two daughters, Alexis and Autumn.

THE BROWN FILE

PERSONAL

Wife: Anick
Children: Alexis (10), Autumn (4)
Hometown: Arlington, Texas

EDUCATION

UT Arlington (1999): bachelor's in speech communication

PLAYING EXPERIENCE

1997-98: Tolka Rovers (Ireland)
1993-97: UT Arlington

COACHING EXPERIENCE

2011-Present: TCU, Assistant Coach
2009-11: SMU, Assistant Coach
2002-09: UT Arlington, Assistant Coach
1999-02: Arlington Bowie High School, Assistant Coach



ASSISTANT COACHES



ROB EVANS

*Assistant Coach • 1st Season
New Mexico State, 1968*

- ▶ Former head coach at Arizona State (1999-2006) and Ole Miss (1993-98).
- ▶ Has logged more than 40 years of Division I coaching experience overall.
- ▶ Held previous position as an assistant at Arkansas from 2007 through 2011.

Rob Evans, a former head coach with more than 40 years experience overall at the Division I level, has joined head coach Jim Christian's TCU men's basketball staff as an assistant coach.

Evans owns 42 years of collegiate coaching experience overall. Six of his 14 teams as head coach earned post-season tournament bids, while 17 of his teams overall have advanced to postseason play.

A former head coach at Ole Miss (1993-98) and Arizona State (1999-2006), Evans arrives at TCU from Arkansas, where he spent the last four seasons as an assistant under former head coach John Pelphey. Among the highlights during his tenure with the Razorbacks included reaching the finals of the SEC Tournament and advancing to the second round of the NCAA Tournament in his first season with the program in 2008.

Prior to his time at Arkansas, Evans helped rebuild programs at both Ole Miss and Arizona State. He led the Rebels to a pair of SEC Western Division titles and NCAA Tournament bids before guiding ASU to postseason tournament appearances in three of his last five years.

At Ole Miss, Evans took over a program with just one winning season in the previous nine years and only one NCAA Tournament bid in its history. He led the Rebels to a 14-13 mark in 1994 during his second season, marking the program's first winning season in seven years, followed by Western Division titles and back-to-back NCAA Tournament bids for the first time in 1997 and 1998. The consecutive 20-win seasons were the first for Ole Miss since 1937 and 1938. Evans was named SEC Coach of the Year and Colleg Insider.com National Coach of the Year in 1997.

In eight seasons at Arizona State, Evans' teams advanced to postseason play four times, including a second-round appearance in the 2003 NCAA Tournament. That Sun Devil squad recorded 20 victories for the program's first 20-win season since 1995. ASU also qualified for the NIT in 2000, 2002 and 2005.

The Hobbs, N.M., native was a collegiate assistant for 24 years before taking over the Ole Miss program. He was an assistant to Eddie Sutton at Oklahoma State in 1991 and 1992 after spending 15 years at Texas Tech (1976-90). He started his coaching career by spending seven seasons under Lou Henson at New Mexico State (1969-75), his alma mater.

As an assistant at New Mexico State, Evans helped the Aggies earn four NCAA Tournament bids in seven years with a trip to the Final Four in 1970. He also coached the freshman teams to a combined record of 90-15 during his tenure. Eight of his teams at Texas Tech won 17 or more games with three Southwest Conference Tournament titles and three NCAA Tournament bids, while Oklahoma State reached the Sweet 16 both years with Evans on staff.

Evans was a standout athlete prior to his time on the sidelines. He was the first All-American at Lubbock (Texas) Christian College in 1966 before moving on to New Mexico State, where he captained the Aggies to a pair of NCAA Tournament berths. NMSU's 1967 team lost to Elvin Hayes and Houston in the NCAA Tournament, while the 1968 squad beat Dick Motta and Weber State before falling to eventual national champion UCLA and Lew Alcindor.

A multi-sport star, Evans was drafted out of high school by the Colt 45s, which eventually became the Houston Astros. Following college, he signed as a free agent with the Dallas Chaparrals of the American Basketball Association and with the Oakland Raiders as a receiver.

Evans, who was selected NMSU's most outstanding athlete in 1967 and has been named to the school's all-time basketball team, was inducted into the Aggie Athletic Hall of Fame in 1993. In 1991, he was elected by his peers to be president of the National Association of Assistant Basketball Coaches, was inducted into the Lubbock Christian Hall of Fame in 1990, the Las Cruces, N.M., Hall of Fame in 1989, presented the Texas Tech Outstanding Achievement Award for 1986-87 and selected as NMSU's School of Education Alumnus of the Year in 1994. Evans was also a 2009 inductee into the Lea (N.M.) County Hall of Fame.

THE EVANS FILE

PERSONAL

Wife: Carolyn
Children: Damon, Amber
Grandchildren: Nia, William, Sarah, Brandon and Elliott
Hometown: Hobbs, N.M.

EDUCATION

New Mexico State (1968): bachelor's in education

PLAYING EXPERIENCE

1969: Dallas Chaparrals (ABA)
1967-68: New Mexico State
1965-66: Lubbock Christian

COACHING EXPERIENCE

2011-Present: TCU, Assistant Coach
2007-11: Arkansas, Assistant Coach
1999-2006: Arizona State, Head Coach
1993-98: Ole Miss, Head Coach
1991-92: Oklahoma State, Assistant Coach
1976-90: Texas Tech, Assistant Coach
1969-75: New Mexico State, Assistant Coach



SUPPORT STAFF

**CODY HOPKINS**

*Director of Operations • 3rd Season
Northeastern State, 2006*

► Former assistant coach at Indian Hills C.C. (2007-09)
and Angelo State (2006-07).

Cody Hopkins is in his third season as the Director of Basketball Operations for the TCU men's basketball program.

In his role as the Horned Frogs' Director of Basketball Operations, Hopkins is responsible for the program's overall budget, travel arrangements, summer camps and clinics in addition to the program's video exchange program.

A native of Dallas, Hopkins returned to his home area after spending the previous two seasons at Indian Hills Community College where he helped the Warriors post a 30-3 overall record during the 2008-09 campaign, including a top-ranking in NJCAA at the beginning of the season. In his two seasons, the Warriors posted a 58-13 overall record.

During his time with the Warriors, Hopkins was responsible for recruiting, academic monitoring, scouting, game preparation and skill development in addition to his on-court coaching assignments.

In his final season, Hopkins played a role in the development of two All-Americans in Dwight Buycks and Dwight Hardy while a total of six players earned all-region accolades.

Hopkins joined Indian Hills Community College after spending one season at Angelo State under Fred Rike. In addition, Hopkins served as a coach for the second-ranked AAU Team in the country in Team Texas.

In addition to his coaching experience at Angelo State and Indian Hills Community College, Hopkins has been a guest coach at camps at Texas, Kentucky, Kansas, Texas A&M and UT San Antonio, as well as the prestigious Kobe Bryant Skills Academy.

Hopkins was a two-year starter at Northern Oklahoma where he averaged 12.0 points per game while connecting on 42.0 percent of his 3-point field goal attempts. An all-conference selection as a sophomore, Hopkins spent one year at Centenary College before finishing up his playing career at Northeastern State.

At Northeastern State, Hopkins was among the team leaders in points, rebounds, assist-to-turnover ratio, free throw percentage as well as three-point field goal percentage. During his high school career, Hopkins earned All-American honors and captured gold medal laurels at the National Three-Point Shooting Championships.

Hopkins has strong ties to the State of Texas as his father, Jerry, was the head men's basketball coach at both Sam Houston State and Texas A&M-Kingsville.

Hopkins earned his associate's degree from Northern Oklahoma College and his bachelor's degree from Northeastern State in 2006. He currently resides in Fort Worth.

**JOAN OWENS**

Administrative Assistant

Joan Owens is in her 14th season as the Administrative Assistant for the TCU men's basketball program. In her role, Owens is responsible for handling all correspondence, communications, day-to-day operations and special projects for the men's

basketball coaching staff.

In addition, Owens coordinates travel arrangements during recruiting season for the TCU coaching staff and plays a pivotal role in the organization of the Jim Christian Summer Basketball Clinics. Owens also oversees the organization of all special events attaining to the men's basketball program in addition to the TCU Fast Break Club.

Owens and her husband, Warren, have four children - Dr. Andrew Owens (M.D. at Barnes Hospital in St. Louis), Lindsay (2001 TCU graduate), Steven (2004 TCU graduate) and Mitch (2010 TCU graduate).

**CHRIS HALL**

Assistant A.D. for Sports Medicine

The Dean of Mountain West Conference athletic trainers, Chris Hall is in his 27th season as a member of the TCU sports medicine staff and his eighth season as the Frogs' Director of Sports Medicine. He was elevated to Assistant Athletics Director

for Sports Medicine in 2011.

Hall, who became just the second Director of Sports Medicine in TCU history in 2003, oversees all athletic training support services for TCU's 400-plus student-athletes. One of the most-respected medical professionals in all of collegiate athletics, he has been recognized by the National Athletic Trainers Association with the prestigious Athletic Training Service Award.

Hall joined the TCU staff in 1984 after serving a year on the training staff at Arkansas. Prior to joining the Razorbacks, he was a student trainer with the Dallas Cowboys.

He obtained his bachelor's degree in secondary education from TCU in 1983 and his master's degree in liberal arts from TCU in 1989.

Hall is married to the former Becky Brill, a former Horned Frog swimmer who was inducted into the TCU Lettermen's Association Hall of Fame in October 2008. The couple has one daughter, Katie, and two sons, Chris and Jared.

**CHIP CUNNINGHAM**

Video Coordinator

Chip Cunningham is in his third season with the TCU men's basketball program as the team's video coordinator. Formerly a student assistant, he is in his first season as a graduate manager.

A graduate of Bishop T.K. Gorman High School in Tyler, Texas, Cunningham gained coaching experience at the high school and junior college levels prior to joining TCU. He was a varsity assistant coach at Bishop T.K. Gorman High and also served as the middle school head coach. He later spent one season as a student assistant coach at Trinity Valley Community College in 2008-09 under head coach Pat Smith.

A 2011 TCU graduate with a degree in sociology, Cunningham is currently pursuing a master's degree in liberal arts from TCU.

**KEVIN BARTLETT**

Graduate Manager

Kevin Bartlett is in his fifth season on the Frogs' student assistant staff, and his first as a graduate manager. He assists with day-to-day and video operations for the TCU program.

Bartlett graduated from TCU in 2011 with a degree in communications and education and is currently working towards a master's in liberal arts. He has been involved with the Horned Frog basketball program in some form or fashion since the late 1990's, when he was a youth ball boy.

**GRANT MCMILLAN**

Graduate Manager

Grant McMillan is in his first season as a graduate manager for TCU and his fourth year overall with the Horned Frog program.

McMillan previously worked as a TCU student assistant for three seasons from 2007 to 2009. McMillan returned to TCU from Texas A&M, where he was the Assistant Marketing Coordinator under head coach Gary Blair's Aggie women's basketball team that won the 2011 NCAA Championship. In addition to currently working towards a master's degree in liberal arts from TCU, McMillan also is pursuing a master's in sports management from Texas A&M.

McMillan was a point guard on the 2005 Texas 3A State Championship Van High School team that finished with a 38-2 record his senior year.

SUPPORT STAFF



JACK HESSELBROCK
Associate A.D.

Jack Hesselbrock is in his 24th season with the TCU Athletics Department and his 13th as an Associate Athletics Director. As the Associate Athletics Director for Internal Relations, Hesselbrock oversees several TCU athletics programs, including football, men's basketball and women's volleyball, in addition to providing leadership for the academic support department and athletic business office.

Hesselbrock was promoted to Associate Athletics Director for Business Operations in June 1996 after serving eight years in the department coordinating academics. In 1999, Hesselbrock was promoted to Associate Athletics Director for Internal Affairs with the Horned Frogs.

A graduate of TCU, Hesselbrock and his wife, Angie, are parents of two daughters, Molly and Brooke, and one son, Alex. Molly lost a courageous battle with cancer in 2004 and lives in the hearts of all of TCU.



STEPHEN GEPHARDT
Assistant Strength & Conditioning Coach

Stephen Gephardt is in his fifth season as Assistant Strength & Conditioning Coach overseeing the physical development of the men's basketball, men's golf and women's equestrian programs. He also assists in duties with the football program.

One of the best young minds in the field of strength and conditioning, Gephardt has developed a training regimen for the men's basketball program that is specifically designed to help each student-athlete improve his quickness, mobility and mental toughness while increasing ability, body awareness and overall power.

Prior to joining the Frogs, Gephardt spent two seasons as a graduate assistant at UAB.

A graduate of Arizona State, Gephardt and his wife, Meghan, have one son, Kaiden, and one daughter, Evyn Rose. The family currently resides in Fort Worth.



MATT LEWIS
Assistant A.D. for Equipment Services

Matt Lewis is in his ninth season as TCU's equipment manager. His duties include maintenance, outfitting student-athletes and the inventory and requisitioning of various Horned Frog athletic equipment.

Lewis serves as the Associate Executive Director of the American Equipment Managers of America. He was recognized with the AEMA's Glenn Sharp Award, which is the organization's top honor, in 2010.

TCU marks Lewis's fourth stop as an equipment manager. Most recently, he served as an assistant equipment manager in charge of football at Wake Forest for one year before joining the Iowa State athletics staff as the head equipment manager in July 2000.

Lewis received his bachelor's degree in sports management and marketing from Marshall in 1996, where he worked with the Thundering Herd football program as head equipment manager from 1995-99.

A native of Scott Depot, W.Va., Lewis is a member of the Athletic Equipment Managers Association (AEMA). He has served on the AEMA Board of Directors as a district director. He and his wife, Stefanie, have two daughters: Madison and Jordyn.



ANDY ANDERSON
Assistant Director of Media Relations

Andy Anderson is in his fifth season as Assistant Director of Athletics Media Relations. He serves as the primary contact for the men's basketball and men's golf programs in addition to working with the Horned Frog football program. He also has worked with the TCU women's basketball and men's tennis programs.

A native of Cozad, Neb., Anderson previously worked three years as a graduate assistant and intern at the University of Nebraska. While at NU, he was the primary contact for the men's and women's track and field and cross country programs while also assisting with the Husker football team.

Prior to his time at Nebraska, Anderson held season-long internships in professional baseball with the Colorado Rockies and Pacific Coast League Office. Anderson graduated from Colorado College in 2003 with a bachelor's degree in English.



KENDRICK GHOLSTON
Assistant Director of Academic Services

Kendrick Gholston joined TCU in the summer of 2011 as the Assistant Director of the Athletic Academic Services Office.

Gholston came to TCU after spending three years (2008-11) at Rutgers as an academic counselor, life skills coordinator and study hall supervisor. Gholston received his undergraduate degree at Louisville. He has a bachelor's degree in art with a concentration in graphic design. He is currently pursuing a master's degree in education.

As a student-athlete, Gholston played football at the University of Louisville. During his time at UofL he was a four year starter on the football team, made the all-conference team three times, was named one of the top 20 defensive ends in the country his senior year and left the University of Louisville as the all-time sack leader. His efforts afforded him an opportunity to play several years in the NFL.

Gholston, a native of Chicago, now resides in Keller with his wife Nicole and two children, Adiah and Joshua.



EVAN SPOON
Assistant Director of Athletics Marketing

Evan Spoon is in his fourth season with the TCU Athletics Marketing Office and his second as Assistant Director of Athletics Marketing. Spoon oversees the marketing efforts for the Horned Frog men's basketball and women's soccer programs.

Spoon joined TCU in Spring 2009 as a Marketing Assistant before being promoted to an Assistant Director in Fall 2010. A graduate of North Greenville University, he was a two-sport athlete for the soccer and tennis programs in addition to serving on the Sports Management Society.

Spoon earned his bachelor's degree in sports management with a minor in business administration. The Rock Hill, S.C., native resides in Fort Worth.

STUDENT SUPPORT STAFF



TRAVIS MASTERSON
Student Manager



CARLEIGH MCALISTER
Student Trainer



CHRIS PATTERSON
Student Manager

UNIVERSITY ADMINISTRATION TCU BOARD OF TRUSTEES



VICTOR J. BOSCHINI, JR.
Chancellor

As TCU's Chancellor since 2003, Dr. Victor J. Boschini, Jr., has had the privilege of leading the university through an extraordinary period. TCU has made unprecedented investments in scholarships, facilities and technology, academic programs, and new faculty and staff, all for one purpose: to be a world-class, values-centered university.

This growth is the result of Vision in Action, an inclusive major strategic planning effort Dr. Boschini launched soon after becoming TCU's 10th chancellor. Among the results of Vision in Action have been more than a dozen new facilities and scores of renovations across the campus; a doubling of scholarship dollars awarded to undergraduates; the addition of a substantial number of faculty and instructional positions, including 12 new endowed positions, resulting in smaller classes; and the creation of the John V. Roach Honors College.

On any given day, Chancellor Boschini and his wife, Megan, can be found at a variety of events across campus. They also spend considerable time traveling across the state and country, on behalf of TCU. Both have participated in Frog Camps for new students, including Frog Camp London, Frog Camp Roma and Casa Nueva Frog Camp. The Boschinis also frequently host students, alums, and TCU supporters in their home. In addition, the Chancellor teaches one course every academic year, a freshman seminar in the College of Education.

Chancellor Boschini is a member of the Board of Directors of the American Council on Education (ACE). Headquartered in Washington, D.C., ACE serves as the largest and primary voice for colleges and universities across the country, both private and public. Previously he served as chair of the National Association of Independent Colleges & Universities (NAICU), also headquartered in Washington, D.C. That organization represents and advocates in Congress for the interests of private colleges and universities across the nation. In both groups, he has focused on maintaining accessibility for all students to higher education – particularly through federal financial aid programs.

Since TCU is Fort Worth's "home team," the Chancellor takes an active role in as many community ventures as possible. He serves on the board of directors of the Fort Worth Symphony Orchestra and the Van Cliburn Foundation.

Chancellor and Mrs. Boschini have given TCU two Horned Frogs: Elizabeth, Class of 2009, and Mary, Class of 2012. Future Frogs Edward and Margaret attend All Saints Episcopal School in Fort Worth.



RHONDA HATCHER
Faculty Athletics Representative

Dr. Rhonda Hatcher was named TCU's faculty athletics representative in September 1999. Dr. Hatcher works closely with Chancellor Boschini and all members of the TCU Athletic Staff to ensure that the NCAA principles of governance and institutional control, academic integrity, financial stability, student-athlete welfare and gender and minority equity are fulfilled.

Dr. Hatcher is an associate professor of mathematics has won numerous teaching awards since coming to TCU in 1990. An active scholar, she has served as president of the TCU chapter of Phi Beta Kappa and is active in numerous university committees and councils. She received her bachelor's degree, summa cum laude, from Colorado and her Ph.D. from Harvard. She was the recipient of the Chancellor's Award for Distinguished Teaching in 2000.

OFFICERS OF THE BOARD

Chairman: Clarence Scharbauer III

Vice Chairman: Mark L. Johnson

Secretary: Karen M. Baker

Treasurer: Brian G. Gutierrez

ACTIVE MEMBERS

Leanne Acuff (Colorado Springs, Colo.)
Allie Beth Allman (Dallas)
Amy R. Bailey (Fort Worth)
Peter L. Bermont (Coral Gables, Fla.)
Brenda A. Cline (Fort Worth)
Ronald W. Clinkscale (Fort Worth)
J. Kelly Cox (Midland)
Lou Hill Davidson (Washington, D.C.)
John F. Davis III (Dallas)
A.R. "Buddy" Dike (Fort Worth)
G. Hunter Enis (Fort Worth)
Marcia Fuller French (Fort Worth)
Alan D. Friedman (Dallas)
Rafael G. Garza (Fort Worth)
Charlie L. Geren (Fort Worth)
Nick A. Giachino (St. Charles, Ill.)
Kenneth J. Huffman (Newtown, Pa.)
Bruce W. Hunt (Dallas)
Mark L. Johnson (Fort Worth)
J. Bryan King (Fort Worth)
J. Luther King, Jr. (Dallas/Fort Worth)
J. Roger King (Fort Worth)
G. Malcolm Loudon (Fort Worth)
Mary Ralph Lowe (Fort Worth)
Kit Tennison Moncrief (Fort Worth)
Ronald C. Parker (Plano)
John H. Pinkerton (Fort Worth)
Roger A. Ramsey (Houston)
Jerry J. Ray (Austin)
Trevor D. Rees-Jones (Dallas)
Nancy Tartaglino Richards (Addison)
Joan G. Rogers (Fort Worth)
Matthew K. Rose (Fort Worth)
Billy Rosenthal (Fort Worth)
Clarence Scharbauer III (Midland/Fort Worth)
Patricia Penrose Schieffer (Washington, D.C.)
Edgar H. Schollmaier (Fort Worth)
Roy C. Snodgrass III (Austin)
William E. Steele III (Fort Worth)
Duer Wagner III (Dallas/Fort Worth)
Lissa N. Wagner (Midland)
F. Howard Walsh, Jr. (Fort Worth)
J. Roger Williams (Fort Worth)
Rick L. Wittenbraker (Houston)
Robert J. Wright (Dallas)
Kimbell Fortson Wynne (Fort Worth)

EX-OFFICIO MEMBERS

Dani L. Cartwright, Regional Minister,
Christian Church (Disciples of Christ)
in the Southwest (Fort Worth)
Jan Harlin Ramsey,
Alumni Association Rep. (Dallas)
Colby D. Siratt,
Alumni Association Rep. (Fort Worth)
Jan Tucker Scully,
President, TCU Alumni Association
(Fort Worth)

EMERITUS MEMBERS

R. Denny Alexander (Fort Worth)
Louis H. Barnett (Fort Worth)
Eugene W. Brice (Fort Worth)
Ben J. Fortson (Fort Worth)
Kay C. Fortson (Fort Worth)
Marvin Gearhart (Fort Worth)
Spencer Hays (Nashville, Tenn.)
Ann M. Jones (Albany)
Dee J. Kelly (Fort Worth)
R. Bruce LaBoon (Austin)
John W. Long (Austin)
Kade L. Matthews (Clarendon)
John V. Roach (Fort Worth)
Deedie Potter Rose (Dallas)
Ruth Carter Stevenson (Fort Worth)
Vernell Sturns (Fort Worth)
S. Patrick Woodson III (Fort Worth)

HONORARY MEMBERS

Anne W. Marion (Fort Worth)
W. A. "Tex" Moncrief, Jr. (Fort Worth)

ATHLETICS ADMINISTRATION



CHRIS DEL CONTE

Director of Intercollegiate Athletics

Chris Del Conte was appointed TCU's director of intercollegiate athletics on October 21, 2009. Since his arrival on campus, the TCU football program has made two straight BCS appearances, including a 21-19 win over Wisconsin in the 2011 Rose Bowl Game. Additionally, the Horned Frog baseball team reached the 2010 College World Series and the rifle team won the 2010 NCAA championship. In 2009-10, TCU was the only school in the nation to play in a BCS game and win at least one game at the College World Series.

Del Conte has overseen a fundraising campaign that has raised \$143 million to date over the last year, exceeding the original goal of \$105 million, to renovate Amon G. Carter Stadium, TCU's longtime football home. The new stadium will be completely finished in time for the 2012 season. Other recent facility improvements include the expansion of baseball's Charlie and Marie Lupton Stadium as well as the construction of a new intercollegiate strength and conditioning center scheduled for completion in September 2011. After this fall, work will begin on a new football locker room, training room and equipment room.

Del Conte has helped guide the Horned Frogs into Big 12 Conference membership, which will take effect on July 1, 2012.

The recipient of the 2010 Bobby Dodd Division I-A Athletic Director's Award, Del Conte was also one of five finalists for the SportsBusiness Journal's Athletic Director of the Year.

Over the last two years, three TCU head coaches (Gary Patterson, football; Jim Schlossnagle, baseball; Karen Monez, rifle) have been named National Coach of the Year. Patterson has received the accolade in each of the last two seasons. Five TCU coaches were named MWC Coach of the Year in their respective sports in 2009-10.

TCU set a single-season school record in 2009-10 with six conference championships (football, men's swimming and diving, women's basketball, men's tennis, women's tennis and baseball). Fifteen of 20 sports were represented in NCAA postseason play and 12 teams were nationally ranked.

The success on the playing field carried over to the classroom. In the Fall 2009 and Spring 2010 semesters, TCU student-athletes recorded their highest cumulative grade-point average since tracking began in 1998. Fifteen of 20 sports had team GPAs over 3.0.

The partnership between TCU, Fort Worth and the Metroplex has never been more evident. Football, baseball, soccer, tennis, track and field and volleyball set single-season attendance marks in 2010-11.

During his tenure at Rice, Del Conte had responsibility for 16 intercollegiate programs, 350 student-athletes, along with coaches and staff. Del Conte also designed, developed and managed the Rice Vision for the Second Century Campaign, which raised over \$90 million. He raised significant funds to build athletic facilities such as the Tudor Fieldhouse and Youngkin Center for Student-Athlete Excellence, and also raised \$4 million for upgrades to the football stadium. Del Conte also secured a marketing sponsorship and broadcast rights contract for Rice and maintained a focus on student-athlete academic achievement, resulting in numerous public recognition awards from the NCAA for the academic progress rate of student-athletes.

Prior to Rice, Del Conte was the senior associate athletics director for external operations and sports programs at the University of Arizona (2000-06). In that role, Del Conte had responsibility for the planning, management and oversight of the day-to-day operation for the department of intercollegiate athletics. He also functioned as the chief financial officer; managed external operations; had oversight and management of all contracts, ticket sales, broadcast rights fees, corporate sponsorships, and trademarks and licensing; and oversight of all facility construction.

Del Conte also served as an assistant athletics director for external operations at both Washington State (1998-99) and Cal Poly (1994-98).

Del Conte served on the North Texas Super Bowl XLV Host Committee and currently assists with the Davey O'Brien Foundation Board and National Sports Marketing Network Board. His other professional committee involvement and associations include the Division I-A Athletics Directors Association and the National Association of Directors of Athletic Development.

Del Conte received a bachelor's of arts degree in sociology from UC Santa Barbara and a master's of education, administration and supervision from Washington State.

Del Conte is married to Dr. Robin Ward and has two daughters, Sienna and Sophia.



DAVID BABB

Associate A.D.



ROSS BAILEY

Associate A.D.



JACK HESSELBROCK

Associate A.D.



KIM JOHNSON

*Associate A.D. /
Senior Woman Administrator*



SCOTT KULL

Associate A.D.



ANDREA NORDMANN

Associate A.D. / Compliance

RETURNING PLAYER BIOS



23 **J.R. CADOT**
GUARD
 SENIOR | 6-5 | 205 | 1L

NASSAU, BAHAMAS
 C.V. Bethel Senior HS / Sheridan College

STARTING OFF...

- ▶ TCU's top returning player in rebounding (6.0 rpg) and FG shooting (65.9%)
- ▶ No. 6 in 2010-11 MWC in rebound avg., No. 3 in offensive boards (2.50 rpg)
- ▶ 2010-11 FG pct. ranked No. 2 in TCU single-season history

2010-11 | JUNIOR SEASON

J.R. Cadot experienced a solid first season at TCU ... saw action in 32 games with 22 starts ... led the Frogs and ranked No. 6 in the Mountain West Conference in rebounding (6.0 rpg) ... averaged 2.50 offensive boards per contest, which was third-best among all MWC players ... led the Frogs in overall field-goal percentage (65.9 percent) while ranking No. 2 on the team in steals (33) and blocked shots (14); No. 3 in assists (34); and No. 4 in scoring (8.2 ppg) ... paced TCU in rebounding a team-best 13 games and scoring four times ... scored in double figures 12 times, including seven of the last eight games ... posted three of TCU's nine double-doubles ... shot 75.3 percent (58-of-77) in home games ... set career highs in points (19) and field goals (nine) Dec. 28 vs. Chicago State ... collected a career-high five steals in a Nov. 21 win over Bradley, the most for a Frog since the 2008-09 season ... notched his first career double-double with 11 points and 10 boards during the Dec. 8 road win at Texas Tech ... had a streak of 16 consecutive made field goals from the Nov. 27 win over Houston through the Texas Tech contest ... made 22 straight field goal attempts at home over a six-game stretch between the Houston (Nov. 27) and Chicago State (Dec. 28) contests ... pulled down 12 boards, including a career-high 10 on the offensive end, Jan. 5 vs. No. 6 San Diego State ... became the first Frog with 10 offensive rebounds since Marlon Dumont had 10 Nov. 21, 2001 vs. Northwestern State ... set a career high with 13 rebounds during TCU's MWC Tournament first-round win over Wyoming (March 9) ... averaged 11.9 points over the season's final eight contests.

2008-10 | AT SHERIDAN COLLEGE

Cadot arrived at TCU from Sheridan (Wyo.) College, where he garnered NJCAA Third-Team All-American honors following his sophomore season ... averaged 17.0 points, 7.8 rebounds and 2.4 assists per game as a sophomore ... ranked as the 64th-best prospect and 27th-best guard in the country according to JucoJunction.com ... earned first-team All-Region IX honors as a sophomore ... ranked ninth among all Region IX players in rebounding (7.8 rpg) and 12th in scoring (17.0 ppg) ... connected on 60.0 percent (185-of-307) of his field goal attempts and 72.0 percent (123-of-172) of his free throw tries ... helped guide Sheridan College to a 27-7 overall record and the North Sub Regional Championship ... led a Generals' offense that averaged a nation-best 90.5 points per game ... scored 32 points, including the game-winning bucket, to give the Generals the North Sub Regional title ... posted eight games of 20 or more points ... played in 23 games during his freshman season, averaging 15.0 points and 6.6 rebounds per game.

PREP CAREER

Cadot played at C.V. Bethel Senior High School in Nassau, The Bahamas, where he guided his prep program to a high school title as a junior ... tabbed the Most Valuable Player of the Championship Game following a 36-point, 12-rebound performance ... selected as a member of the Junior and Senior National Teams for The Bahamas.

OFF THE COURT

Cadot is the son of Mary Cadot and the late Michelet Thomas ... has four brothers, Ronel, Tony, Jimmy and Michael, and one sister, Melani ... majoring in communication studies.



CADOT'S CAREER HIGHS

- Points: 19 (12/28/10 vs. Chicago State)
- Rebounds: 13 (3/9/11 vs. Wyoming)
- Assists: 5 (11/12/10 vs. Jackson State)
- Blocks: 2, 4x (last 2/22/11 at Utah)
- Steals: 5 (11/21/10 vs. Bradley)
- Minutes: 37 (2/22/11 at Utah)
- FGs Made: 9 (12/28/10 vs. Chicago State)
- FGs Att: 12 (12/28/10 vs. Chicago State)
- 3FGs Made: 2 (3/2/11 at Air Force)
- 3FGs Att: 2 (3/2/11 at Air Force)
- FTs Made: 5 (12/8/10 at Texas Tech)
- FTs Att: 6, 2x (last 1/15/11 at Colorado State)


2010-11 CADOT GAME-BY-GAME

Opponent	Min	FG-A	3FG-A	FT-A	Rbs (O-D-T)	A	TO	Blk	Stl	Pts
JACKSON STATE	21	3-4	0-0	0-1	1-3-4	5	1	0	2	6
SMU	14	2-2	0-0	1-2	2-4-6	1	1	0	0	5
vs Rider	11	1-2	0-0	2-2	4-0-4	0	1	0	0	4
vs BRADLEY *	31	2-6	0-0	2-4	3-5-8	0	0	2	5	6
vs Massachusetts *	24	2-5	0-1	3-3	2-6-8	0	2	1	2	7
HOUSTON *	20	5-6	0-0	1-4	2-7-9	1	0	0	1	11
USC *	20	3-3	0-0	3-3	3-1-4	0	0	0	0	9
PRAIRIE VIEW A&M *	25	7-7	1-1	0-1	4-5-9	1	0	2	0	15
NORTHERN IOWA *	16	1-1	0-0	0-0	1-2-3	0	0	1	0	2
at Texas Tech *	32	3-6	0-0	5-6	5-5-10	1	0	0	2	11
at Nebraska *	30	3-5	0-1	0-2	2-1-3	2	0	0	0	6
N'WESTERN STATE *	36	6-6	0-0	3-3	3-3-6	4	1	0	3	15
CHICAGO STATE	27	9-12	0-0	1-2	4-6-10	1	1	0	1	19
at Tulsa *	27	3-6	0-0	0-0	3-3-6	1	0	0	1	6
at Rice *	31	2-2	0-0	1-4	1-5-6	1	3	1	2	5
SAN DIEGO STATE *	26	2-5	0-0	3-4	10-2-12	1	1	0	0	7
at UNLV *	19	1-3	0-0	0-0	1-4-5	1	1	0	0	2
WYOMING *	17	0-1	0-1	1-2	0-1-1	1	2	0	0	1
at Colorado State *	28	0-1	0-0	1-6	0-6-6	0	2	0	1	1
at BYU	22	4-6	0-0	1-1	1-2-3	3	0	1	0	9
UTAH	26	2-2	0-0	0-0	1-1-2	0	0	1	0	4
at New Mexico	22	3-5	0-0	0-1	1-3-4	0	1	0	1	6
AIR FORCE *	19	4-4	0-0	0-0	2-2-4	0	1	0	0	8
UNLV	20	1-3	0-0	0-1	2-2-4	3	1	0	1	2
at Wyoming	27	6-8	0-0	4-5	1-3-4	0	0	0	1	16
COLORADO STATE	24	5-8	0-1	2-4	2-4-6	0	2	2	1	12
BYU *	35	8-11	0-0	1-1	5-4-9	1	2	0	1	17
at Utah *	37	5-7	0-0	2-4	1-5-6	0	1	2	1	12
NEW MEXICO *	24	0-2	0-1	1-2	3-2-5	1	1	0	3	1
at Air Force *	35	5-8	2-2	0-1	3-4-7	1	1	0	0	12
vs Wyoming *	35	6-8	0-0	1-3	6-7-13	1	0	0	3	13
vs BYU *	30	4-9	0-2	4-6	1-5-6	3	3	1	1	12

CADOT'S CAREER STATISTICS

Season	GP-S	Min-Avg	FG-A	Pct	3FG-A	Pct	FT-A	Pct	O-D-T	Avg	PF	FO	A	TO	Blk	Stl	Pts-Avg
2010-11	32-22	811-25.3	108-164	.659	3-10	.300	43-78	.551	80-113-193	6.0	44	1	34	33	14	262	262-8.2
TOTALS	32-22	811-25.3	108-164	.659	3-10	.300	43-78	.551	80-113-193	6.0	44	1	34	33	14	262	262-8.2

RETURNING PLAYER BIOS



10 HANK THORNS

GUARD
SENIOR | 5-9 | 165 | 1L

LAS VEGAS, NEV.
Valley HS / Virginia Tech

STARTING OFF...

- ▶ 2010-11 All-Mountain West Third Team
- ▶ 2010-11 Bob Cousy Award candidate (nation's top point guard)
- ▶ No. 4 in 2010-11 NCAA in assists (7.0 apg); No. 12 in assist/turnover ratio (2.71)
- ▶ No. 1 in 2010-11 MWC in assists and assist/turnover ratio
- ▶ No. 2 in MWC single-season history in assists (225 in 2010-11)

2010-11 | JUNIOR SEASON

Hank Thorns put together one of the finest seasons ever for a TCU point guard during his first season on the floor as a Frog ... played 32 of TCU's 33 games, making 30 starts ... named one of 66 preliminary candidates for the Bob Cousy Award, which is given annually to the nation's top point guard ... led the Mountain West Conference while ranking No. 4 in the NCAA in assist average (7.0 apg) ... also led the MWC and ranked No. 12 nationally in assist/turnover ratio (2.71) ... was the only player to rank among the nation's top-12 players in both categories ... also ranked No. 5 in the MWC in minutes played (33.75) and logged 40 minutes of action in seven games, all in conference action ... led TCU in assists (225), assist/turnover ratio, steals (37) and minutes played (1,080) while ranking No. 2 in points (342), No. 3 in 3-pointers (38) and No. 4 in rebounds (112) ... his 225 helpers and 7.0-assist average both marked the No. 3 single-season totals in TCU history ... finished No. 2 on the MWC's single-season chart for total assists and first among non-seniors ... also finished No. 2 in league history with 130 helpers in the MWC season, only three shy of the record held by only three shy of Mark Dickel's (UNLV) record of 133 set in 1999-00 ... the mark was the top figure for a non-senior ... totaled 10 or more assists on nine occasions, which ranked third among all players nationally and only one shy of the co-leaders ... had five or more helpers 24 times ... set his career high of 12 assists twice, Feb. 19 vs. BYU and Feb. 26 vs. New Mexico ... the totals tied for the fourth-best total ever in an MWC contest ... set his career scoring high of 21 points Feb. 9 vs. UNLV ... became the only Frog to lead the squad in scoring, rebounds and assists Jan. 22 vs. Utah ... posted a single-game average of 8.13 assists with a 3.25 assist/turnover ratio during the Frogs' 16-game conference season ... scored in double figures 17 games, leading the Frogs seven times ... paced TCU in assists 27 times ... recorded four of nine Frog double-doubles on the season.

2009-10 | REDSHIRT SEASON

Thorns sat out the 2009-10 campaign due to NCAA transfer rules.

2007-09 | AT VIRGINIA TECH

Thorns spent his first two college seasons at Virginia Tech, where he helped the Hokies reach the 2009 NIT semifinals ... dished out a Virginia Tech freshman-record 113 assists, which was previously held by Bimbo Coles ... totaled 185 assists overall during his two-year career with the Hokies, averaging 2.8 assists per contest ... appeared in 65 games, earning 15 starts ... averaged 3.7 points and 1.8 rebounds per game during his sophomore campaign ... ranked third on the team in assists (72) and sixth in steals (17) as a sophomore ... ranked sixth in the ACC in assist/turnover ratio (1.6) as a freshman and 10th in assists (3.8 apg) ... was second on the team in steals (40) and sixth in scoring

THORNS' CAREER HIGHS

Points: 21 (2/9/11 vs. UNLV)	FGs Made: 8 (1/22/11 vs. Utah)
Rebounds: 7, 3x (last 2/19/11 vs. BYU)	FGs Att: 21 (2/5/11 at San Diego State)
Assists: 12, 2x (last 2/26/11 vs. New Mexico)	3FGs Made: 3, 3x (last 2/9/11 vs. UNLV)
Blocks: 1, 3x (last 2/5/11 at San Diego State)	3FGs Att: 7, 2x (last 3/2/11 at Air Force)
Steals: 6 (2/20/08 at Maryland)	FTs Made: 8 (1/29/08 vs. Florida State)
Minutes: 40, 7x (last 3/9/11 vs. Wyoming)	FTs Att: 12 (1/29/08 vs. Florida State)

average (4.6 P-G) as a freshman ... scored his freshman-season high of 15 points against Florida State ... totaled a sophomore-season best of 10 points on two occasions, against Navy and Clemson.

PREP CAREER

Thorns garnered first-team All-Nevada laurels during his junior and senior campaigns as a standout for Las Vegas Valley High School ... led the city in scoring (27.8 ppg) and was second in rebounds (12.5 rpg) as a senior ... selected as the Las Vegas Review-Journal's Athlete of the Year during his senior campaign ... also named the Las Vegas Review-Journal's Player of the Year following his junior season ... earned three letters each on the basketball court and football field ... received all-state honors on the football field as a senior while playing quarterback, wide receiver and defensive back.

OFF THE COURT

Thorns is the son of Henry Thorns and April Porter-Thorns ... has one brother, Joshua, and three sisters, Kaia, Jessica and Devah ... father, Henry, played football in the Canadian Football League after a stellar career at UNLV... cousin, C.J. Watson, is a member of the Chicago Bulls who set the career assists record at Tennessee during his college career ... majoring in business management with a minor in psychology.



THORNS' CAREER STATISTICS

Season	GP-S	Min-Avg	FG-A	Pct	3FG-A	Pct	FT-A	Pct	O-D-T	Avg	PF	FO	A	TO	Blk	Stl	Pts-Avg
2010-11	32-30	1,080-33.8	126-354	.356	38-127	.299	52-69	.754	23-89-112	3.5	69	0	225	37	2	342	342-10.7
2009-10	Redshirted																
2008-09	30-3	568-18.9	29-97	.299	8-41	.195	15-24	.625	14-35-49	1.6	37	0	72	17	0	81	81-2.7
2007-08	35-12	737-21.1	53-154	.344	22-76	.289	34-51	.667	18-51-69	2.0	58	0	113	40	1	162	162-4.6
Totals	97-45	2,385-24.6	208-605	.344	68-244	.279	101-144	.701	55-175-230	2.4	164	0	410	94	3	585	585-6.0

RETURNING PLAYER BIOS

2010-11 THORNS GAME-BY-GAME

Opponent	Min	FG-A	3FG-A	FT-A	Rbs (O-D-T)	A	TO	Blk	Stl	Pts
JACKSON STATE *	27	3-8	1-5	2-4	0-4-4	10	5	0	1	9
SMU *	29	5-10	3-3	0-0	0-3-3	10	4	0	1	13
vs Rider *	33	3-9	1-5	1-2	1-3-4	4	2	0	4	8
vs BRADLEY *	31	3-7	1-2	4-4	0-3-3	10	2	0	1	11
vs Massachusetts *	28	2-8	1-4	2-2	2-2-4	1	2	0	1	7
HOUSTON *	30	4-8	1-1	0-0	2-3-5	5	2	0	1	9
USC *	27	4-9	1-3	3-3	0-2-2	8	5	0	0	12
PRAIRIE VIEW A&M *	26	4-8	3-4	1-2	0-2-2	2	2	0	1	12
NORTHERN IOWA *	32	1-9	0-3	0-0	0-3-3	7	2	0	2	2
at Texas Tech *	33	2-9	1-5	2-2	2-1-3	6	4	0	0	7
at Nebraska *	35	3-7	2-6	0-0	0-1-1	4	3	0	3	8
N'WESTERN STATE *	12	5-5	2-2	0-0	0-0-0	4	1	0	0	12
at Tulsa	23	1-5	0-2	1-2	1-3-4	1	0	0	2	3
at Rice *	36	7-11	1-4	3-4	0-2-2	8	4	0	1	18
SAN DIEGO STATE *	33	3-9	1-3	2-2	0-4-4	1	2	0	1	9
at UNLV	38	4-11	1-6	0-0	1-1-2	5	4	0	0	9
WYOMING *	34	2-6	0-1	0-0	2-1-3	10	2	0	1	4
at Colorado State *	35	4-11	1-3	4-4	1-1-2	9	2	0	2	13
at BYU *	34	2-9	1-3	2-3	1-6-7	10	2	0	0	7
UTAH *	36	8-16	1-3	1-2	2-4-6	6	1	0	0	18
at New Mexico *	36	5-17	1-6	0-0	1-3-4	9	0	0	1	11
AIR FORCE *	40	4-13	1-6	0-1	1-4-5	10	4	1	0	9
at San Diego State *	40	6-21	2-7	2-3	1-3-4	8	2	1	0	16
UNLV *	39	7-15	3-6	4-4	1-1-2	9	1	0	1	21
at Wyoming *	40	2-13	0-4	4-4	0-4-4	3	3	0	3	8
COLORADO STATE *	40	4-16	1-5	2-4	0-2-2	8	5	0	4	11
BYU *	40	3-17	0-6	1-3	1-6-7	12	3	0	2	7
at Utah *	36	5-15	1-2	3-4	1-4-5	7	2	0	2	14
NEW MEXICO *	39	3-10	0-3	5-7	1-2-3	12	2	0	0	11
at Air Force *	40	5-14	2-7	0-0	0-3-3	11	5	0	2	12
vs Wyoming *	40	6-16	1-3	3-3	0-4-4	9	2	0	0	16
vs BYU *	38	6-12	3-4	0-0	1-4-5	6	3	0	0	15

2008-09 THORNS GAME-BY-GAME**

Opponent	Min	FG-A	3FG-A	FT-A	Rbs (O-D-T)	A	TO	Blk	Stl	Pts
GARDNER-WEBB	27	1-5	0-1	0-0	2-5-7	2	3	0	1	2
MOUNT ST MARY'S	20	0-3	0-1	0-0	2-3-5	1	1	0	0	0
vs. Fairfield	14	1-3	0-1	0-2	1-2-3	0	0	0	0	2
vs. Xavier	11	1-5	0-2	3-3	1-1-2	0	1	0	1	5
vs. Seton Hall	14	0-3	0-2	0-0	1-0-1	1	1	0	1	0
ELON	19	0-2	0-0	2-2	0-1-1	2	3	0	0	2
WISCONSIN	15	1-2	1-2	0-0	0-1-1	4	1	0	0	3
vs. Navy	25	4-6	0-1	2-2	0-1-1	2	1	0	1	10
at Georgia	21	2-8	0-2	0-0	1-1-2	5	1	0	1	4
LONGWOOD	25	3-4	1-1	0-1	1-2-3	2	4	0	1	7
vs. Columbia	DID NOT PLAY									
at St. John's	DID NOT PLAY									
at Charleston Southern	DID NOT PLAY									
at Duke	21	1-5	0-2	0-0	0-0-0	3	0	0	0	2
VIRGINIA	10	0-1	0-1	0-0	0-0-0	1	1	0	0	0
RICHMOND	16	1-3	0-1	0-0	0-2-2	4	2	0	0	2
BOSTON COLLEGE	14	1-2	1-2	1-2	0-1-1	0	0	0	0	4
at Wake Forest	21	1-3	1-2	1-2	1-1-2	4	0	0	0	4
at Miami	27	1-5	0-2	0-0	1-3-4	8	1	0	0	2
CLEMSON	18	1-3	0-1	0-0	0-2-2	5	1	0	1	2
at Boston College	22	0-2	0-1	1-2	0-0-0	4	0	0	1	1
NC STATE	10	0-2	0-1	0-0	0-1-1	0	0	0	0	0
GEORGIA TECH	8	0-0	0-0	2-4	0-0-0	0	3	0	0	2
at Maryland	24	1-3	1-2	0-0	1-2-3	3	0	0	0	3
at Virginia	15	0-3	0-2	0-0	1-1-2	2	1	0	1	0
FLORIDA STATE	26	2-4	1-2	0-0	0-1-1	6	3	0	0	5
at Clemson *	30	3-4	1-1	3-4	0-3-3	4	3	0	4	10
DUKE	DID NOT PLAY									
NORTH CAROLINA *	31	1-5	0-2	0-0	1-3-4	3	3	0	0	2
at Florida State *	35	0-3	0-3	0-0	1-1-2	3	1	0	1	0
vs. Miami	9	0-0	0-0	0-0	0-0-0	0	0	0	0	0
vs. North Carolina	16	1-3	0-0	0-0	0-0-0	0	0	0	1	2
DUQUESNE	12	1-1	0-0	0-0	0-0-0	2	1	0	1	2
BAYLOR	12	1-4	1-3	0-0	1-1-2	0	1	0	0	3

2007-08 THORNS GAME-BY-GAME**

Opponent	Min	FG-A	3FG-A	FT-A	Rbs (O-D-T)	A	TO	Blk	Stl	Pts
ELON *	24	2-5	0-0	0-2	0-0-0	4	0	0	0	4
vs. Eastern Washington *	28	5-6	2-3	2-3	0-0-0	2	2	0	1	14
vs. Butler *	30	3-4	2-2	0-0	0-3-3	3	2	0	0	8
vs. Gonzaga *	23	1-4	1-4	0-0	0-2-2	3	0	0	0	3
at Penn State *	24	3-8	1-2	0-0	0-1-1	5	2	0	1	7
UNC ASHEVILLE *	24	2-5	1-3	0-1	1-3-4	4	1	0	1	5
UNC GREENSBORO *	23	2-6	1-2	2-3	2-1-3	6	2	0	1	7
GEORGE WASHINGTON *	28	2-5	1-3	1-1	0-3-3	4	1	0	2	6
at Old Dominion *	11	0-2	0-1	0-0	0-1-1	0	3	0	1	0
LIBERTY *	34	2-8	1-6	0-0	2-2-4	4	2	0	3	5
at Wake Forest *	8	0-0	0-0	0-0	0-1-1	1	1	0	0	0
vs. Hofstra	13	1-4	0-2	0-0	0-3-3	3	0	0	1	2
at St. John's	12	0-0	0-0	0-0	0-2-2	1	0	0	1	0
at Richmond	11	0-0	0-0	0-0	1-2-3	1	1	0	0	0
CHARLESTON SO.	16	4-6	2-4	0-0	0-1-1	3	1	0	1	10
MARYLAND	29	3-9	1-5	0-1	3-2-5	4	2	0	3	7
at Virginia	27	1-6	0-4	0-0	1-3-4	1	3	0	1	2
at Georgia Tech	27	2-4	1-2	2-2	1-1-2	5	4	0	2	7
DUKE	33	2-9	0-3	2-2	0-1-1	4	5	0	3	6
at Boston College	29	3-7	1-4	4-4	0-2-2	4	2	0	1	11
FLORIDA STATE	24	3-4	1-1	8-12	1-1-2	3	2	0	0	15
VIRGINIA *	30	1-5	0-3	3-6	1-1-2	4	3	0	0	5
at NC State	15	2-4	0-0	0-0	1-0-1	2	1	0	2	4
MIAMI	21	2-4	1-3	0-0	1-0-1	4	2	0	1	5
at North Carolina	26	1-5	0-2	4-5	0-2-2	6	4	0	2	6
at Maryland	19	1-2	1-1	2-4	0-3-3	4	0	0	6	5
GEORGIA TECH	17	1-5	1-1	0-0	1-1-2	3	0	0	0	3
BOSTON COLLEGE	16	0-3	0-1	0-0	0-1-1	7	4	0	1	0
WAKE FOREST	18	1-5	1-4	0-0	1-2-3	5	4	0	0	3
at Clemson	24	1-4	0-1	0-0	1-2-3	4	7	0	1	2
vs. Miami	16	1-2	1-1	0-0	0-0-0	2	2	0	0	3
vs. North Carolina	13	0-1	0-1	0-0	0-1-1	2	3	0	2	0
MORGAN STATE	16	1-3	1-2	2-2	0-1-1	3	0	1	1	5
UAB	19	0-6	0-2	2-3	0-2-2	1	1	0	1	2
MISSISSIPPI	9	0-3	0-3	0-0	0-0-0	1	0	0	0	0

** Played at Virginia Tech



RETURNING PLAYER BIOS



31 **MARIN BAVCEVIC**
 GUARD
 SENIOR | 6-2 | 190 | 2L

SPLIT, CROATIA
 The Patterson School

2010-11 | JUNIOR SEASON

Marin Bavcevic saw limited action as a junior after dealing with an injury through much of the season ... the injury held him out of the season's opening 12 games, as well as the final eight contests ... made his season debut Dec. 28 vs. Chicago State ... played a season-high eight minutes Jan. 12 vs. Wyoming, recording his first career blocked shot ... totaled a pair of assists Jan. 29 vs. Air Force.

2009-10 | SOPHOMORE SEASON

Bavcevic earned playing time for the first time in his second season on campus ... appeared in seven games as a sophomore ... played a career-high 12 minutes Feb. 24 vs. UNLV, notching career highs of three assists and two rebounds ... saw five minutes of action with one rebound Dec. 20 vs. St. Gregory's ... made his collegiate debut Nov. 16 vs. Cal State-Northridge in the first round of the Preseason NIT.

2008-09 | FRESHMAN SEASON


Bavcevic joined the TCU program during the 2009 spring semester.

PREP CAREER

Bavcevic arrived at TCU after attending The Patterson School in Happy Valley, N.C., where he played basketball for head coach Ryan Freeburg ... previously graduated from Athenee Marguerite Bervoets in Croatia.

OFF THE COURT

Bavcevic is the son of Niksa and Jasmina Bavcevic ... father is the head coach for TROGIR ZP in Croatia's A1 League ... has one sister, Vedrana ... majoring in business management.



BAVCEVIC'S CAREER HIGHS

Points: None	FGs Made: None
Rebounds: 2 (2/24/10 at UNLV)	FGs Att: 1 (12/20/09 vs. St. Gregory's)
Assists: 3 (2/24/10 at UNLV)	3FGs Made: None
Steals: 1 (2/24/10 at UNLV)	3FGs Att: 1 (12/20/09 vs. St. Gregory's)
Blocks: 1 (1/12/11 vs. Wyoming)	FTs Made: None
Minutes: 12 (2/24/10 at UNLV)	FTs Att: None

2010-11 BAVCEVIC GAME-BY-GAME

Opponent	Min	FG-A	3FG-A	FT-A	Rbs (O-D-T)	A	TO	Blk	Stl	Pts
CHICAGO STATE	2	0-0	0-0	0-0	0-0-0	0	0	0	0	0
WYOMING	8	0-0	0-0	0-0	0-0-0	0	1	1	0	0
at New Mexico	4	0-0	0-0	0-0	1-0-1	0	2	0	0	0
AIR FORCE	5	0-0	0-0	0-0	0-0-0	2	1	0	0	0
UNLV	1	0-0	0-0	0-0	0-0-0	0	2	0	0	0

2009-10 BAVCEVIC GAME-BY-GAME

Opponent	Min	FG-A	3FG-A	FT-A	Rbs (O-D-T)	A	TO	Blk	Stl	Pts
vs CS Northridge	1	0-0	0-0	0-0	0-0-0	0	0	0	0	0
ST. GREGORY'S (OK)	5	0-1	0-1	0-0	1-0-1	0	0	0	0	0
RICE	0	0-0	0-0	0-0	0-0-0	0	0	0	0	0
at Utah	1	0-0	0-0	0-0	0-0-0	0	0	0	0	0
at UNLV	12	0-0	0-0	0-0	1-1-2	3	0	0	1	0
at New Mexico	0	0-0	0-0	0-0	0-0-0	0	0	0	0	0
BYU	0	0-0	0-0	0-0	0-0-0	0	0	0	0	0

BAVCEVIC'S CAREER STATISTICS

Season	GP-S	Min-Avg	FG-A	Pct	3FG-A	Pct	FT-A	Pct	O-D-T	Avg	PF	FO	A	TO	Blk	Stl	Pts-Avg
2010-11	5-0	20-4.0	0-0	.000	0-0	.000	0-0	.000	1-0-1	0.2	1	0	2	6	0	1	0-0.0
2009-10	7-0	19-2.7	0-1	.000	0-1	.000	0-0	.000	2-1-3	0.4	2	0	3	0	1	0	0-0.0
Totals	12-0	38-3.2	0-1	.00	0-1	.000	0-0	.000	3-1-4	0.3	3	0	5	6	1	1	0-0.0

RETURNING PLAYER BIOS



33 GARLON GREEN
GUARD/FORWARD
 JUNIOR | 6-7 | 215 | 2L

MISSOURI CITY, TEXAS
 Hightower HS

STARTING OFF...

- ▶ TCU's top returning scorer (11.2 ppg in 2010-11)
- ▶ Also led TCU in 3FG shooting (48.4%) and 3FGs made (1.48 3pg)
- ▶ No. 18 in 2010-11 MWC in scoring avg., No. 5 for MWC sophomores
- ▶ No. 15 in 2010-11 MWC in rebound avg. (4.6 rpg), No. 5 for MWC sophomores

2010-11 | SOPHOMORE SEASON

Garlon Green made huge gains during his second season on the court for TCU after seeing extensive action as a true freshman ... was one of three players to see action in all 33 contests while leading the Frogs with 32 starts ... finished as the Frogs' leading scorer with 369 points, an 11.2-point-per-game average ... his scoring average ranked 18th in the Mountain West Conference and No. 5 among league sophomores ... ranked No. 15 in the league, sixth among MWC sophomores, and second among Frogs in rebounding average (4.6 rpg) ... his field-goal shooting percentage (48.4 percent) was second on the team, while he led the Frogs in 3-point shooting (47.6 percent) and treys made (49) ... fell only one 3-pointer shy of meeting the minimum requirement of makes in order to lead the MWC in 3-point rate ... also was No. 3 among all Frogs in blocked shots (13) ... led TCU in scoring six times and totaled double figures in points a team-high 25 times ... paced the squad in rebounding nine times, second on the team ... scored at least 10 points in 13 of TCU's 16 MWC contests ... shot 50 percent or better from the field in 19 of 33 games ... recorded 42 of his 56 career 3-pointers in TCU's final 25 contests of the season ... recorded his career high of three 3-pointers eight times during the stretch ... scored a career-high 21 points, his first career 20-point performance, Dec. 21 vs. Northwestern State ... posted his first career double-double with 12 points and a career-best 10 rebounds Feb. 9 vs. UNLV ... finished MWC play No. 2 in the league in 3-point shooting (45.8 percent) and No. 8 in treys made (1.69 3pg).

2009-10 | FRESHMAN SEASON

Green saw extensive action as a true freshman, playing in 31 games with a pair of starts ... finished fifth on the team in blocked shots (six), sixth in rebounds (74) and eighth in points (132) ... scored in double figures five times ... totaled season highs of 18 points and eight rebounds Nov. 24 vs. Texas State ... collected eight points, five boards and two blocks in his collegiate debut Nov. 13 vs. Mid-American Christian ... made his first collegiate start on the road Dec. 2 at SMU as part of the State Farm DFW Duel ... also started Dec. 23 at Houston, when he totaled eight points and five rebounds.

PREP CAREER

Green arrived at TCU from Hightower High School, where he was one of the top players in the Greater Houston Area during his senior season ... ranked as the 12th-best player in the State of Texas as a senior by TexasHoops.com ... garnered All-Texas State accolades during his junior and senior campaigns, in addition to being named first-team All-District 23-5A both seasons ... averaged 15.4 points, 4.5 rebounds, 1.3 assists and 1.3 steals per game as a senior ... posted 21 double-digit scoring performances ... helped guide Hightower to a 28-10 overall record and 13-0 conference mark ... notched a career-high 27 points, including five 3-pointers, against Austin High School ... selected as the Best Slam Dunker by MyHouston's55.com during his senior campaign ... garnered Most Valuable Player honors at the Beaumont Basketball Tournament ... played for the Houston Elite and Houston Hoops during his AAU career.

GREEN'S CAREER HIGHS

Points: 21 (12/21/10 at Northwestern State) FGs Made: 7, 2x (last 11/27/10 vs. Houston)
 Rebounds: 10 (2/9/11 vs. UNLV) FGs Att: 13 (2/16/11 vs. Colorado State)
 Assists: 3, 4x (last 2/16/11 vs. Colorado State) 3FGs Made: 3, 8x (last 3/2/11 at Air Force)
 Blocks: 2 (11/13/09 vs. Mid-Amer. Christian) 3FGs Att: 8 (last 1/2/11 at Rice)
 Steals: 3 (2/27/10 vs. Colorado State) FTs Made: 10 (11/24/09 vs. Texas State)
 Minutes: 38 (2/5/11 at San Diego State) FTs Att: 14 (11/24/09 vs. Texas State)

OFF THE COURT

Green is the son of Gerald and Brenda Green ... has one brother, Gerald Jr., and two sisters, Terika and Delonya ... Gerald Jr., was a first-round draft pick by the Boston Celtics in the 2005 NBA Draft and is currently a member of Lokomotiv Kuban in Russia ... father played college baseball at Texas Southern ... majoring in liberal arts.



GREEN'S CAREER STATISTICS

Season	GP-S	Min-Avg	FG-A	Pct	3FG-A	Pct	FT-A	Pct	O-D-T	Avg	PF	FO	A	TO	Blk	Stl	Pts-Avg
2010-11	33-32	969-29.4	135-279	.484	49-103	.476	50-67	.746	33-120-153	4.6	95	2	33	19	13	369	369-11.2
2009-10	31-2	538-17.4	43-106	.406	7-37	.189	39-54	.722	21-53-74	2.4	60	1	11	8	6	132	132-4.3
Totals	64-34	1,507-23.5	178-385	.462	56-140	.400	89-121	.736	54-173-227	3.5	155	3	44	27	19	501	501-7.8

RETURNING PLAYER BIOS



2010-11 GREEN GAME-BY-GAME

Opponent	Min	FG-A	3FG-A	FT-A	Rbs (O-D-T)	A	TO	Blk	Stl	Pts
JACKSON STATE *	26	4-7	1-2	0-0	0-6-6	1	1	1	1	9
SMU *	33	7-10	2-2	1-1	2-2-4	1	0	1	0	17
vs Rider *	34	5-9	2-3	1-2	1-7-8	0	1	0	1	13
vs BRADLEY *	24	3-5	0-0	1-1	0-1-1	0	1	0	0	7
vs Massachusetts *	20	1-4	0-1	0-0	0-0-0	1	1	1	0	2
HOUSTON *	30	7-11	2-3	0-0	1-3-4	0	2	0	0	16
USC *	25	4-7	0-3	2-2	1-4-5	1	2	0	0	10
PRAIRIE VIEW A&M *	22	6-10	0-2	0-0	1-2-3	2	2	0	2	12
NORTHERN IOWA *	31	5-5	2-2	2-2	1-6-7	0	0	0	0	14
at Texas Tech *	27	4-10	0-1	4-8	3-4-7	1	4	0	1	12
at Nebraska *	30	5-10	3-4	0-0	1-3-4	2	1	0	2	13
N'WESTERN STATE *	29	6-9	2-2	7-10	2-5-7	1	3	1	0	21
CHICAGO STATE *	26	5-7	3-4	3-4	0-3-3	3	1	0	1	16
at Tulsa *	27	1-5	0-2	3-4	0-5-5	1	1	0	0	5
at Rice *	30	4-11	3-8	0-0	0-1-1	2	4	1	1	11
SAN DIEGO STATE *	33	5-12	3-5	0-0	0-8-8	3	0	1	0	13
at UNLV *	33	3-10	3-7	2-2	1-5-6	1	2	1	0	11
WYOMING *	28	6-12	3-5	1-2	0-2-2	3	2	1	1	16
at Colorado State *	14	3-4	0-1	0-0	1-1-2	0	1	0	0	6
at BYU *	28	3-8	2-5	2-2	2-3-5	0	1	0	1	10
UTAH *	36	5-9	2-2	0-0	2-2-4	0	2	1	1	12
at New Mexico *	28	4-8	1-4	1-2	2-3-5	1	3	0	0	10
AIR FORCE	35	5-12	2-5	4-4	4-5-9	0	0	1	1	16
at San Diego State *	38	3-6	1-3	1-2	0-4-4	1	0	1	0	8
UNLV *	33	2-7	0-2	8-8	3-7-10	0	1	0	0	12
at Wyoming *	31	5-9	1-3	1-2	0-7-7	2	4	0	2	12
COLORADO STATE *	34	3-13	3-6	1-2	0-4-4	3	1	1	1	10
BYU *	22	4-11	2-3	0-0	0-3-3	0	1	1	0	10
at Utah *	34	2-4	0-1	1-1	1-6-7	0	1	0	0	5
NEW MEXICO *	28	3-9	1-3	3-4	1-1-2	1	0	0	0	10
at Air Force *	32	3-8	3-4	0-0	2-3-5	0	2	0	1	9
vs Wyoming *	31	5-11	0-2	0-0	0-3-3	1	4	0	1	10
vs BYU *	37	4-6	2-3	1-2	1-1-2	1	3	0	1	11

2009-10 GREEN GAME-BY-GAME

Opponent	Min	FG-A	3FG-A	FT-A	Rbs (O-D-T)	A	TO	Blk	Stl	Pts
MID-AM. CHRISTIAN	28	3-6	0-2	2-2	2-3-5	0	1	2	1	8
vs Cal State Northridge	14	1-5	0-0	0-2	1-1-2	0	2	0	0	2
at Arizona State	12	0-1	0-1	0-0	0-0-0	0	0	0	0	0
at Nebraska	28	3-5	1-2	4-4	2-4-6	0	2	0	0	11
COLGATE	12	1-3	0-1	1-2	0-1-1	0	2	1	0	3
TEXAS STATE	29	4-9	0-1	10-14	4-4-8	1	2	0	0	18
LOUISIANA TECH	21	0-2	0-1	0-0	0-3-3	1	1	1	0	0
at SMU *	14	0-0	0-0	0-0	0-0-0	0	1	0	0	0
TEXAS TECH	22	3-6	0-2	4-4	2-2-4	0	1	1	0	10
at Wichita State	21	1-3	0-2	1-1	0-0-0	0	2	0	0	3
ST. GREGORY'S (OKLA.)	21	3-7	1-3	3-4	0-1-1	1	2	0	0	10
at Houston *	26	3-6	0-2	2-2	1-4-5	0	0	0	0	8
NORTHERN COLORADO	12	1-2	1-2	0-0	0-2-2	1	1	0	1	3
RICE	15	0-4	0-0	0-0	0-2-2	0	0	0	0	0
AIR FORCE	7	0-0	0-0	0-0	0-1-1	1	0	0	0	0
at Utah	14	1-1	0-0	0-0	0-2-2	0	1	0	0	2
WYOMING	7	0-0	0-0	0-2	0-0-0	0	0	0	1	0
at SAN DIEGO STATE	4	1-1	1-1	0-0	0-0-0	0	0	0	0	3
UTPA	13	3-3	1-1	0-1	1-2-3	0	1	0	0	7
at Colorado State	20	0-4	0-2	0-0	0-7-7	0	1	0	0	0
NEW MEXICO	11	0-1	0-0	0-0	0-1-1	0	0	0	0	0
at BYU	19	3-4	0-1	5-5	1-2-3	0	0	0	0	11
at Air Force	14	1-2	1-2	0-0	0-1-1	0	0	1	1	3
UTAH	13	0-1	0-1	0-0	0-0-0	1	1	0	0	0
at Wyoming	17	2-4	0-1	0-2	2-2-4	2	0	0	0	4
SAN DIEGO STATE	20	1-5	0-2	0-0	0-2-2	0	0	0	1	2
at UNLV	25	2-6	0-1	0-0	2-0-2	1	1	0	0	4
COLORADO STATE	30	2-4	0-1	4-6	1-2-3	2	0	0	3	8
at New Mexico	24	1-6	0-3	1-1	1-3-4	0	0	0	0	3
BYU	19	3-5	1-2	2-2	1-1-2	0	2	0	0	9
vs BYU	6	0-0	0-0	0-0	0-0-0	0	2	0	0	0

RETURNING PLAYER BIOS



13 CHEICK KONE
CENTER
 JUNIOR | 6-10 | 240 | 1L

BAMAKO, MALI
 Cornerstone Christian School / Howard College

2010-11 | SOPHOMORE SEASON

Cheick Kone saw limited action in his first season on the court for TCU ... appeared in seven contests ... made his TCU debut Nov. 12 vs. Jackson State, making one free throw and pulling down one rebound in a career-high three minutes of action ... also received three minutes Dec. 1 vs. Prairie View A&M and Feb. 16 vs. Colorado State.

2009-10 | FRESHMAN SEASON

Kone sat out his first season on campus due to injury.

2007-09 | AT HOWARD COLLEGE

Kone arrived at TCU after spending one season at Howard College in Big Springs, Texas ... missed the entire 2008-09 season due to injury ... ranked 11th among all NJCAA Division I players in blocked shots (1.03 bpg), No. 38 in offensive rebounds (1.7 rpg) and No. 45 in total rebounds (4.4 rpg) during his freshman season in 2007-08 ... averaged 3.1 points per game while connecting on 58.1 percent (36-of-62) of his field-goal attempts ... helped lead the Hawks to a 25-8 overall record and a 12-4 mark in WJCAC action ... helped Howard College reach the Region V Championship Game.

PREP CAREER

Kone attended Cornerstone Christian School in San Antonio, Texas, where he played basketball for Walter Webb.

OFF THE COURT


Kone is the son of Monoudou and Fily Sissoko Kone ... has three brothers, Mohamed, Kaba and Makan, and two sisters, Fanta and Dyelikan ... is on track to graduate in December 2011 with a degree in communications.

KONE'S CAREER HIGHS

Points: 1 (11/12/10 vs. Jackson State) FGs Made: None
 Rebounds: 1, 3x (last 1/15/11 at Colorado St.) FGs Att: 1, 4x (last 2/16/11 vs. Colorado St.)
 Assists: None 3FGs Made: None
 Blocks: None 3FGs Att: None
 Steals: None FTs Made: 1 (11/12/10 vs. Jackson State)
 Minutes: 3, 3x (last 2/16/11 vs. Colorado St.) FTs Att: 2 (11/12/10 vs. Jackson State)

2010-11 KONE GAME-BY-GAME


Opponent	Min	FG-A	3FG-A	FT-A	Rbs (O-D-T)	A	TO	Blk	Stl	Pts
JACKSON STATE	3	0-1	0-0	1-2	1-0-1	0	0	0	0	1
HOUSTON	1	0-0	0-0	0-0	0-0-0	0	0	0	0	0
PRAIRIE VIEW A&M	3	0-1	0-0	0-0	0-1-1	0	0	0	0	0
CHICAGO STATE	2	0-1	0-0	0-0	0-0-0	0	1	0	0	0
WYOMING	2	0-0	0-0	0-0	0-0-0	0	0	0	0	0
at Colorado State	1	0-0	0-0	0-0	0-1-1	0	0	0	0	0
at San Diego State	1	0-0	0-0	0-0	0-0-0	0	0	0	0	0
COLORADO STATE	3	0-1	0-0	0-0	0-0-0	0	0	0	0	0



KONE'S CAREER STATISTICS

Season	GP-S	Min-Avg	FG-A	Pct	3FG-A	Pct	FT-A	Pct	O-D-T	Avg	PF	FO	A	TO	Blk	Stl	Pts-Avg
2010-11	8-0	16-2.0	0-4	.000	0-0	.000	1-2	.500	1-2-3	0.4	1	0	0	0	0	1	1-0.1
Totals	8-0	16-2.0	0-4	.000	0-0	.000	1-2	.500	1-2-3	0.4	1	0	0	0	0	1	1-0.1

RETURNING PLAYER BIOS



4 AMRIC FIELDS
FORWARD
 SOPHOMORE | 6-9 | 215 | 1L

OKLAHOMA CITY, OKLA.
 Putnam City West HS

STARTING OFF...

- ▶ TCU's top returning player in blocked shots (0.6 bpg)
- ▶ No. 2 among 2010-11 MWC freshmen in scoring avg. (6.8 ppg)
- ▶ Tied for No. 5 among 2010-11 MWC freshmen in rebound avg. (2.8 rpg)

2010-11 | FRESHMAN SEASON

Amric Fields had an impressive true freshman season for TCU in his first year on campus ... was one of only three Frogs who played in all 33 games ... started nine contests, including eight of the final 14 games ... led TCU in blocked shots (19), ranked No. 5 in points (225), rebounds (94) and minutes played (645) and was No. 7 in steals (18) ... ranked No. 2 among all Mountain West Conference freshmen in scoring and tied for fifth in rebounding ... scored eight or more points 13 times with seven double-digit outings ... led the Frogs in points three times ... scored the most points for a freshman in a TCU season opener (18) since Jeff Jacobs totaled 19 against Drexel on Dec. 3, 1993 ... scored a season-high 26 points to lead the Frogs during a Dec. 28 win over Chicago State ... hit a career-high three shots from 3-point range during the victory ... recorded his MWC scoring high of 19 points Jan. 15 at Colorado State ... had two blocked shots three times.

PREP CAREER

Fields arrived at TCU from Oklahoma City's Putnam City West High School, where he ranked as one of the state's top players during his senior campaign ... selected to the Oklahoman's Super Five during his senior season ... garnered first team All-Oklahoma Class 6A accolades ... averaged 19.3 points and 9.2 rebounds per game in his final season ... helped lead Putnam City West to the Oklahoma state tournament for the first time since 1977 ... posted single-game averages of 14.0 points, 8.0 rebounds and 4.0 blocked shots as a junior in 2008-08 ... named Metro Atlantic Conference Defensive Player of the Year as a junior and senior ... also earned first-team All-District 8 and all-conference recognition both seasons.

OFF THE COURT

Fields is the son of Amy Harris and Cedric Fields ... has one brother, Ryan, and one sister, Alaina ... major is communication studies.



2010-11 FIELDS GAME-BY-GAME

Opponent	Min	FG-A	3FG-A	FT-A	Rbs (O-D-T)	A	TO	Blk	Stl	Pts
JACKSON STATE	24	7-10	1-2	3-4	0-1-1	1	0	0	0	18
SMU	25	4-9	1-3	0-0	2-1-3	0	1	1	2	9
vs Rider	27	6-12	0-1	0-2	3-3-6	0	0	0	2	12
vs BRADLEY	15	0-2	0-0	2-2	0-1-1	0	0	2	0	2
vs Massachusetts	14	4-8	1-1	0-2	2-1-3	0	0	0	0	9
HOUSTON	16	2-8	0-0	2-4	1-1-2	0	1	2	1	6
USC	15	3-3	1-1	0-0	2-3-5	0	1	1	1	7
PRAIRIE VIEW A&M	18	3-7	0-2	2-2	1-1-2	2	0	0	2	8
NORTHERN IOWA	11	1-1	1-1	1-2	0-2-2	0	0	0	0	4
at Texas Tech	8	0-3	0-0	0-0	1-0-1	0	1	0	1	0
at Nebraska	13	0-2	0-0	0-0	1-2-3	1	1	0	0	0
N'WESTERN STATE	12	2-4	1-2	0-0	1-0-1	1	1	1	0	5
CHICAGO STATE *	22	9-12	3-4	5-5	1-3-4	1	1	1	1	26
at Tulsa	13	1-5	0-1	0-0	1-4-5	0	0	1	0	2
at Rice	15	3-6	0-1	2-5	0-2-2	0	1	0	0	8
SAN DIEGO STATE	7	0-1	0-1	1-2	0-0-0	0	0	0	0	1
at UNLV	21	3-4	0-0	0-0	3-1-4	0	4	0	0	6
WYOMING	16	5-7	0-1	0-0	1-0-1	1	2	0	1	10
at Colorado State	28	8-13	0-1	3-4	1-4-5	0	2	1	2	19
at BYU *	30	1-5	0-1	0-2	1-3-4	2	1	1	1	2
UTAH *	16	1-4	0-0	0-0	0-1-1	0	1	0	0	2
at New Mexico	22	3-10	0-2	0-0	0-3-3	0	2	0	0	6
AIR FORCE *	36	4-7	2-3	0-0	1-5-6	1	4	0	1	10
at San Diego State *	34	2-9	0-1	2-2	1-3-4	1	1	2	0	6
UNLV *	24	4-5	0-0	0-0	0-2-2	0	2	0	0	8
at Wyoming *	19	3-7	0-2	2-2	3-3-6	0	3	1	0	8
COLORADO STATE *	23	2-2	1-1	0-0	0-3-3	0	0	0	0	5
BYU	23	2-7	0-3	0-0	0-1-1	2	1	1	0	4
at Utah *	25	0-5	0-1	1-2	0-1-1	0	0	1	0	1
NEW MEXICO	27	8-11	1-2	0-0	2-3-5	0	2	1	0	17
at Air Force	17	1-4	1-3	0-0	1-4-5	0	0	1	0	3
vs Wyoming	14	0-4	0-0	0-1	0-0-0	1	1	1	2	0
vs BYU	15	0-1	0-1	1-2	0-2-2	0	0	0	1	1

FIELDS' CAREER HIGHS

Points: 26 (12/28/10 vs. Chicago State) FGs Made: 9 (12/18/10 vs. Chicago State)
 Rebounds: 6, 3x (last 2/12/11 at Wyoming) FGs Att: 13 (1/15/11 at Colorado State)
 Assists: 2, 3x (last 2/19/11 vs. BYU) 3FGs Made: 3 (12/28/10 vs. Chicago State)
 Steals: 2, 5x (last 3/9/11 vs. Wyoming) 3FGs Att: 4 (12/28/10 vs. Chicago State)
 Blocks: 2, 3x (last 2/5/11 at San Diego State) FTs Made: 5 (12/28/10 vs. Chicago State)
 Minutes: 36 (1/29/11 vs. Air Force) FTs Att: 5, 2x (last 1/2/11 at Rice)

FIELDS' CAREER STATISTICS

Season	GP-S	Min-Avg	FG-A	Pct	3FG-A	Pct	FT-A	Pct	O-D-T	Avg	PF	FO	A	TO	Blk	Stl	Pts-Avg
2010-11	33-9	645-19.5	92-198	.465	14-42	.333	27-45	.600	30-64-94	2.8	77	0	14	34	18	19	225-6.8
Totals	33-9	645-19.5	92-198	.465	14-42	.333	27-45	.600	30-64-94	2.8	77	0	14	34	18	19	225-6.8

RETURNING PLAYER BIOS



11 THOMAS MONTIGEL
GUARD
 SOPHOMORE | 6-2 | 190 | 1L

FORT WORTH, TEXAS
 Paschal HS

2010-11 | FRESHMAN SEASON

Thomas Montigel saw limited action as a freshman in his first season at TCU ... appeared in three games: Nov. 12 vs. Jackson State, Nov. 27 vs. Houston and Dec. 28 vs. Chicago State ... played a career-high two minutes against Chicago State.

PREP CAREER

Montigel arrived at TCU after playing for neighboring Paschal High School ... garnered second-team all-district accolades during his senior campaign ... averaged 14.0 points and 7.0 rebounds per game in his final season ... earned honorable mention all-district laurels as a junior ... named academic all-district in each of his final two prep seasons ... earned five letters during his prep career with the Panthers, three in golf and two in basketball.

OFF THE COURT

Montigel is the son of Bill and Margaret Montigel ... Bill is the head men's golf coach at TCU and a former assistant for the TCU men's basketball program (1979-87) who was responsible for the recruitment of former Frog great and current Pitt head coach Jaime Dixon ... has one sister, Kelli, who was a four-year member of the TCU women's golf team ... major in business.



MONTIGEL'S CAREER HIGHS

Points: None
 Rebounds: None
 Assists: None
 Blocks: None
 Steals: None
 Minutes: 2 (12/28/10 vs. Chicago State)

FGs Made: None
 FGs Att: None
 3FGs Made: None
 3FGs Att: None
 FTs Made: None
 FTs Att: None

2010-11 MONTIGEL GAME-BY-GAME

Opponent	Min	FG-A	3FG-A	FT-A	Rbs (O-D-T)	A	TO	Blk	Stl	Pts
JACKSON STATE	1	0-0	0-0	0-0	0-0-0	0	0	0	0	0
HOUSTON	1	0-0	0-0	0-0	0-0-0	0	0	0	0	0
CHICAGO STATE	2	0-0	0-0	0-0	0-0-0	0	0	0	0	0

MONTIGEL'S CAREER STATISTICS

Season	GP-S	Min-Avg	FG-A	Pct	3FG-A	Pct	FT-A	Pct	O-D-T	Avg	PF	FO	A	TO	Blk	Stl	Pts-Avg
2010-11	3-0	4-1.3	0-0	.000	0-0	.000	0-0	.000	0-0-0	0.0	0	0	0	0	0	0	0-0.0
Totals	3-0	4-1.3	0-0	.000	0-0	.000	0-0	.000	0-0-0	0.0	0	0	0	0	0	0	0-0.0

RETURNING PLAYER BIOS



1 JARVIS RAY
GUARD
 SOPHOMORE | 6-6 | 195 | 1L

NEW ORLEANS, LA.
 O. Perry Walker HS

2010-11 | FRESHMAN SEASON

Jarvis Ray saw significant floor time during his true freshman season ... appeared in 27 games with two starts, playing an average of 8.9 minutes per game ... scored a career-high five points on 2-of-3 shooting during the Nov. 16 home win over SMU ... earned his first career start Nov. 27 vs. Houston, scoring four points and pulling down a career-high five rebounds in 11 minutes ... also started the regular-season finale March 2 at Air Force ... saw a high of 17 minutes in three contests.

PREP CAREER

Ray arrived at TCU as one of the top prep players from the state of Louisiana, where he attended New Orleans' O. Perry Walker High School ... led New Orleans in scoring average (21.6 ppg) during his senior season ... garnered second-team All-Louisiana Class 4A accolades during his final campaign ... garnered first-team Times-Picayune All-Metro laurels ... played with the Fleur de Lis All-Star squad during his AAU career, which finished third overall at the Louisiana State Tournament ... guided his prep program to a 5-1 record in the Super Elite Summer League, where he averaged a team-high 10.0 points per game.

OFF THE COURT

Ray is the son of John Edward Ray, Sr., and Elaine Butler ... has one brother, John Ray, Jr. ... major is liberal arts.

RAY'S CAREER HIGHS

Points: 5 (11/16/10 vs. SMU) FGs Made: 2, 4x (last 12/21/10 vs. NW State)
 Rebounds: 5 (11/27/10 vs. Houston) FGs Att: 5, 2x (last 12/21/10 vs. NW State)
 Assists: 2, 2x (last 3/2/11 at Air Force) 3FGs Made: 1 (11/16/10 vs. SMU)
 Steals: 1, 6x (last 2/26/11 vs. New Mexico) 3FGs Att: 3 (2/9/11 vs. UNLV)
 Blocks: None FTs Made: 3 (1/26/11 at New Mexico)
 Minutes: 17, 3x (last 2/16/11 vs. Colorado St.) FTs Att: 4, 3x (last 2/16/11 vs. Colorado State)



2010-11 RAY GAME-BY-GAME

Opponent	Min	FG-A	3FG-A	FT-A	Rbs (O-D-T)	A	TO	Blk	Stl	Pts
JACKSON STATE	7	0-2	0-0	1-3	1-3-4	0	0	0	1	1
SMU	9	2-3	1-1	0-0	1-3-4	0	2	0	0	5
vs Rider	3	0-0	0-0	0-0	0-1-1	0	0	0	0	0
vs Massachusetts	9	2-4	0-0	0-1	0-0-0	0	0	0	0	4
HOUSTON *	11	2-3	0-1	0-0	2-3-5	0	3	0	0	4
USC	8	0-1	0-0	0-2	0-1-1	1	0	0	0	0
PRAIRIE VIEW A&M	17	1-5	0-2	2-4	0-3-3	0	4	0	0	4
NORTHERN IOWA	6	0-1	0-1	1-2	0-0-0	0	0	0	0	1
N'WESTERN STATE	17	2-5	0-1	0-2	1-3-4	1	2	0	0	4
CHICAGO STATE	11	0-2	0-1	0-0	0-3-3	1	1	0	0	0
at Rice	2	0-0	0-0	0-0	1-0-1	0	0	0	0	0
at UNLV	10	0-2	0-0	0-0	0-0-0	1	0	0	0	0
WYOMING	7	0-1	0-0	0-0	0-0-0	1	0	0	0	0
at Colorado State	1	0-0	0-0	0-0	0-0-0	0	1	0	0	0
UTAH	3	0-0	0-0	0-0	0-0-0	0	0	0	0	0
at New Mexico	14	0-2	0-0	3-4	1-0-1	0	1	0	1	3
AIR FORCE	6	1-2	0-1	0-0	0-0-0	1	0	0	0	2
at San Diego State	13	1-1	0-0	0-0	0-4-4	0	0	0	1	2
UNLV	15	1-4	0-3	1-2	0-0-0	2	1	0	0	3
at Wyoming	12	1-4	0-2	0-2	0-1-1	0	2	0	1	2
COLORADO STATE	17	0-1	0-0	2-4	2-0-2	0	2	0	1	2
BYU	3	0-1	0-0	0-0	0-0-0	0	0	0	0	0
at Utah	2	0-0	0-0	0-0	0-0-0	0	1	0	0	0
NEW MEXICO	13	1-4	0-1	0-0	1-1-2	1	0	0	1	2
at Air Force *	12	0-1	0-1	0-0	0-1-1	2	2	0	0	0
vs Wyoming	6	0-0	0-0	0-0	0-0-0	1	1	0	0	0
vs BYU	6	0-0	0-0	0-0	0-0-0	0	0	0	1	0

RAY'S CAREER STATISTICS

Season	GP-S	Min-Avg	FG-A	Pct	3FG-A	Pct	FT-A	Pct	O-D-T	Avg	PF	FO	A	TO	Blk	Stl	Pts-Avg
2010-11	27-2	240-8.9	14-49	.286	1-15	.067	10-26	.385	10-27-37	1.4	37	0	12	23	7	0	39-1.4
Totals	27-2	240-8.9	14-49	.286	1-15	.067	10-26	.385	10-27-37	1.4	37	0	12	23	7	0	39-1.4

NEWCOMER BIOS



41 CRAIG WILLIAMS
FORWARD
SENIOR | 6-8 | 265 | TR

CHRISTIANSTED, ST. CROIX, U.S.V.I.
Central HS / Temple

2007-11 | AT TEMPLE

Craig Williams previously spent four seasons at Temple ... was not required to spend a redshirt season after transferring due to earning his bachelor's degree in psychology in May ... missed the entire 2010-11 season after fracturing his right foot ... played in 28 games, starting six times, as a junior in 2009-10 ... averaged 3.8 points, 1.8 rebounds and 11.9 minutes per game ... ranked third on the team in 3-pointers, hitting 29-of-89 (.326) ... scored a season-high 14 points (4-7 3-pointers) in win at Western Michigan ... also tallied 10 points in win over Ball State ... played in 27 games as a sophomore in 2008-09, making seven starts ... averaged 5.3 points and 3.0 rebounds per game ... ranked second on team in 3-point percentage (40.0 percent) ... scored in double figures seven times, with a high of 17 points at Penn (5-10 3-pointers) ... tallied 11 points and grabbed a career-high nine rebounds vs. Saint Joseph's ... scored 16 points in his first career start vs. Kent State ... Temple was a perfect 7-0 when he scored in double figures ... saw action in six games for the Owls as a true freshman in 2007-08.

PREP CAREER

Craig Williams arrived at Temple from his native St. Croix in the U.S. Virgin Islands ... played prep ball for St. Croix Central High School ... averaged 25 points and 10 rebounds as a senior in 2006-07, helping his team post a 17-3 record ... was a two-time Player of the Year for St. Croix Central ... named MVP of the All-Virgin Islands Hoop Classic as a senior ... scored 36 points and pulled down 12 rebounds at the Hoop Classic held at Central High ... averaged 20 points per game as a junior, leading his team to a 21-1 mark ... was a member of 2006 and 2005 Virgin Islands National Teams that won silver medals ... took part in Basketball Without Borders 2006, a basketball instructional camp that also featured extensive community outreach and incorporated educational seminars addressing important social issues such as HIV/AIDS prevention and education.

OFF THE COURT

Williams is the son of Craig and Stephanie Williams ... earned his bachelor's degree in psychology from Temple in May 2011 ... is working on a master's in liberal arts at TCU.



21 NATE BUTLER
GUARD
JUNIOR | 6-6 | 200 | TR

DORADO, PUERTO RICO
Mississippi Elite Christian Academy / John A. Logan College

2009-11 | AT JOHN A. LOGAN COLLEGE

Nathaniel Butler arrives at TCU from John A. Logan College in Carterville, Ill., along with teammate Connell Crossland ... ranked as the nation's No. 107 junior college prospect by JucoJunction.com ... averaged 13.7 points, 6.4 rebounds, 4.5 assists, 2.1 steals and 1.2 blocked shots per game as a sophomore at John A. Logan ... led the Volunteers in assists and steals while ranking second in scoring ... shot 52.5 percent from the field overall ... named to both the All-Region 24 and All-Great Rivers Athletic Conference first teams ... helped John A. Logan reach the semifinals of the 2011 Region 24 Tournament ... averaged 4.4 points, 4.4 rebounds, 2.2 assists and 1.5 steals as a freshman for a Volunteer squad that posted a 24-7 overall record and won the GRAC title ... also drew interest from a group of schools that included USC.

PREP CAREER

Butler, a native of Dorado, Puerto Rico, played his prep ball at Mississippi Elite Christian Academy in Jackson, Miss. ... was a member of the Puerto Rico squad that competed at the 2007 FIBA Under-19 World Championships ... played club basketball in Puerto Rico for Toa Baja.

OFF THE COURT

Butler is the son of Mario Butler and Janet Lind Valle ... has three brothers, Mario Jr., John and Emmanuel, and one sister, Jessica ... sister, Jessica, played college basketball for Canisius ... major is communication studies.



2 CONNELL CROSSLAND
FORWARD
JUNIOR | 6-7 | 195 | TR

ST. LOUIS, MO.
Hazelwood Central HS / John A. Logan College

2009-11 | AT JOHN A. LOGAN COLLEGE / HIGHLAND CC

Connell Crossland arrives at TCU from John A. Logan College in Carterville, Ill., along with teammate Nathaniel Butler ... ranked as the nation's No. 123 junior college prospect by JucoJunction.com ... led the Volunteers in 2010-11 with averages of 17.0 points, 12.3 rebounds and 1.7 blocked shots per game while shooting 58 percent from the field ... ranked No. 4 nationally among Division I junior college players ... named to both the All-Region 24 and All-Great Rivers Athletic Conference first teams ... helped John A. Logan reach the semifinals of the 2011 Region 24 Tournament ... spent the previous season at Highland Community College in Freeport, Ill., averaging 11.4 points, 6.9 boards and 1.1 blocks per contest ... also drew interest from a group of schools that included Missouri, San Diego State, Gonzaga, Detroit and Saint Louis.

PREP CAREER

Crossland attended high school at St. Louis-area Hazelwood Central, where he helped the Hawks win the 2009 Suburban North Conference championship as a senior while averaging 14.2 points, 9.5 rebounds, 1.6 blocks and 1.3 steals per game ... played AAU ball for the St. Louis Majestics.

OFF THE COURT

Crossland is the son of Connell and Salonda Crossland ... has three brothers, Ciera, Danielle and April, one brother, Ranell, and a niece, Zariah ... cousin is 12-year NBA veteran Larry Hughes, who played college ball for St. Louis and was the No. 8 overall selection in the 1998 NBA Draft by the Philadelphia 76ers ... major is communication studies.

NEWCOMER BIOS



24 **ADRICK MCKINNEY**
FORWARD
JUNIOR | 6-8 | 260 | TR

FORT WORTH, TEXAS
Trimble Tech HS / Angelina College

2009-11 | AT ANGELINA COLLEGE

Adrick McKinney played the previous two seasons at Angelina College in Lufkin, Texas ... ranked as the nation's No. 45 junior college prospect by JucoJunction.com ... averaged 15.1 points and 8.4 rebounds per game in 2010-11, leading Angelina in both categories ... named second-team All-Region XIV and second-team all-conference as a sophomore ... earned all-conference honorable mention honors in his first season at Angelina, posting single-game averages of 8.9 points and 6.5 rebounds and 1.5 steals ... also drew interest from a group of schools that included Ole Miss and Nevada.

PREP CAREER

McKinney played prep ball at Fort Worth's Trimble Tech High School ... a McDonald's All-American nominee at Trimble Tech ... ranked as a top-25 Texas prospect as a senior ... a two-time all-district selection.

OFF THE COURT

McKinney is the son of Telephons McKinney and Lyedea Caston ... has four brothers, Telephons McKinney, Ty McKinney, Zach McKinney and Alex Miller, and two sisters, Telesha McKinney and Janice Reed ... has a son, Adrick McKinney Jr. ... major is communication studies.



25 **CHRIS ZURCHER**
GUARD
SOPHOMORE | 6-0 | 165 | HS

SAN ANTONIO, TEXAS
Johnson HS

PREP CAREER

Chris Zurcher was selected for the squad this fall as a walk-on after originally joining the program as a student manager ... played high school ball at Johnson High in San Antonio ... was named Team MVP each of his final three seasons (2008-10) at Johnson ... named all-district 26-5A as a senior, when he averaged 12 points and six assists ... was awarded the "Best Playmaker" honor at the 2009 Five-Star Basketball Camp held in Orlando, Fla.

OFF THE COURT

Zurcher is the son of Steve and Sharon Zurcher ... has a sister, Katja ... plans to major in business.



5 **KYAN ANDERSON**
GUARD
FRESHMAN | 5-11 | 165 | HS

FORT WORTH, TEXAS
North Crowley HS

PREP CAREER

Kyan Anderson was a four-star recruit according to MaxPreps and a three-star player according to both Rivals.com and Scout.com ... ranked in the preseason as the nation's No. 29 point guard by ESPN and No. 30 by Scout.com ... the No. 18 senior in the state of Texas according to Rivals.com and the No. 3 point guard ... helped lead Fort Worth's North Crowley High School to a 135-18 overall record during his four years ... averaged 14.1 points and 6.0 assists per game as a senior in 2011 while leading the Panthers to a 31-6 overall record and the Texas 4-5A regional semifinals ... led all Texas Class 5A players in assists and ranked No. 8 in scoring average despite missing time due to injury ... was named the district 3-5A Most Valuable Player as a junior in 2010 as well as first-team all-state and first-team all-region ... also named area Player of the Year by the Fort Worth Star-Telegram and all-area by the Dallas Morning News ... was a MaxPreps honorable-mention All-American ... ranked 91st overall in the MaxPreps preseason Top 100 for the class of 2011 ... averaged 21.1 points and 6.2 assists per game in 2010 ... set a school record with 48 points in game against Abilene High School, which topped the previous mark set by current Los Angeles Clipper Willie Warren in 2008 ... averaged 9.4 points, 5.5 assists and 3.3 steals as a sophomore in 2009 on a Panther squad that went 33-6 and advanced to the regional semifinals ... saw significant action as a freshman in 2008 for the North Crowley team that went 38-1 while winning the Texas 5A state championship ... averaged 3.8 points and 1.9 assists per contest ... played AAU ball for the Dallas Heroes ... also drew interest from a group of schools that included Providence, USC, Wake Forest, Virginia, Texas Tech, Houston and SMU.

OFF THE COURT

Anderson is the son of Chris and Cheryl Anderson ... has one brother, Kayden ... an arts and sciences pre-major.

2010-11 SEASON RESULTS

OVERALL RECORD: 11-22 (HOME: 8-8, AWAY: 1-11, NEUTRAL: 2-3)
MOUNTAIN WEST CONFERENCE RECORD: 1-15 (HOME: 1-7, AWAY: 0-8)

Date	Opponent	W/L	Score	Record	TCU High Points	TCU High Rebounds	TCU High Assists	Attend.
11/12/10	Jackson State	W	86-62	1-0	(20) MOSS, Ronnie	(6) GREEN, Garlon	(10) THORNS, Hank	3,662
11/16/10	SMU	W	84-64	2-0	(17) YEAGER, Sammy (17) GREEN, Garlon	(9) YEAGER, Sammy	(10) THORNS, Hank	3,937
11/20/10	vs. Rider #	L	61-76	2-1	(15) MOSS, Ronnie	(8) GREEN, Garlon	(4) THORNS, Hank	2,274
11/21/10	vs. Bradley #	W	74-68	3-1	(19) YEAGER, Sammy	(8) CADOT, J.R.	(10) THORNS, Hank	1,066
11/22/10	vs. UMass #	L	48-67	3-2	(10) MOSS, Ronnie	(8) CERINA, Nikola (8) CADOT, J.R.	(2) MOSS, Ronnie	1,512
11/27/10	Houston	W	79-63	4-2	(17) MOSS, Ronnie	(9) CADOT, J.R.	(5) THORNS, Hank	3,480
11/29/10	USC \$	W	81-69	5-2	(20) MOSS, Ronnie	(7) YEAGER, Sammy (7) GACESA, Nikola	(8) THORNS, Hank	4,076
12/01/10	Prairie View A&M	W	78-61	6-2	(15) CADOT, J.R.	(9) CADOT, J.R.	(8) MOSS, Ronnie	3,524
12/04/10	Northern Iowa	L	60-64	6-3	(14) GREEN, Garlon	(7) GREEN, Garlon	(7) THORNS, Hank	4,022
12/08/10	at Texas Tech	W	81-77	7-3	(22) YEAGER, Sammy	(10) CADOT, J.R.	(6) THORNS, Hank	9,113
12/11/10	at Nebraska	L	56-70	7-4	(14) MOSS, Ronnie	(5) MOSS, Ronnie	(4) THORNS, Hank	8,057
12/21/10	Northwestern State	W	96-79	8-4	(22) MOSS, Ronnie	(8) GACESA, Nikola	(5) MOSS, Ronnie	3,636
12/28/10	Chicago State	W	99-72	9-4	(26) FIELDS, Amric	(10) CADOT, J.R.	(8) YEAGER, Sammy	3,670
12/30/10	at Tulsa	L	66-69	9-5	(19) MOSS, Ronnie	(6) CADOT, J.R.	(3) MOSS, Ronnie	5,143
01/02/11	at Rice	L	61-70	9-6	(18) THORNS, Hank	(6) CADOT, J.R.	(8) THORNS, Hank	1,433
01/05/11	San Diego State *	L	53-66	9-7	(13) GREEN, Garlon	(12) CADOT, J.R.	(4) MOSS, Ronnie	4,287
01/08/11	at UNLV *	L	49-83	9-8	(11) GREEN, Garlon	(6) GREEN, Garlon (6) GACESA, Nikola	(5) THORNS, Hank (10) THORNS, Hank	12,155
01/12/11	Wyoming *	W	78-60	10-8	(27) MOSS, Ronnie	(10) MOSS, Ronnie	(9) THORNS, Hank	3,914
01/15/11	at Colorado State *	L	69-79	10-9	(19) FIELDS, Amric	(6) MOSS, Ronnie (6) CADOT, J.R.,	(10) THORNS, Hank	4,193
01/18/11	at BYU *	L	67-83	10-10	(27) MOSS, Ronnie	(7) THORNS, Hank	(10) THORNS, Hank	16,170
01/22/11	Utah *	L	62-75	10-11	(18) THORNS, Hank	(6) THORNS, Hank	(6) THORNS, Hank	4,190
01/26/11	at New Mexico *	L	46-71	10-12	(11) THORNS, Hank	(5) GREEN, Garlon	(9) THORNS, Hank	14,411
01/29/11	Air Force *	L	65-66 (ot)	10-13	(16) GREEN, Garlon	(9) GREEN, Garlon	(10) THORNS, Hank	4,969
02/05/11	at San Diego State *	L	53-60	10-14	(16) THORNS, Hank	(4) RAY, Jarvis (4) FIELDS, Amric (4) THORNS, Hank	(8) THORNS, Hank	12,414
02/09/11	UNLV *	L	79-94	10-15	(21) THORNS, Hank	(10) GREEN, Garlon	(9) THORNS, Hank	3,813
02/12/11	at Wyoming *	L	67-77	10-16	(16) CADOT, J.R.	(7) GREEN, Garlon	(3) THORNS, Hank	4,540
02/16/11	Colorado State *	L	55-69	10-17	(12) CERINA, Nikola (12) CADOT, J.R.	(7) CERINA, Nikola	(8) THORNS, Hank	4,088
02/19/11	BYU *	L	56-79	10-18	(17) CADOT, J.R.	(9) CADOT, J.R.	(12) THORNS, Hank	7,258
02/22/11	at Utah *	L	48-50	10-19	(14) THORNS, Hank	(11) CERINA, Nikola	(7) THORNS, Hank	9,203
02/26/11	New Mexico *	L	70-80	10-20	(17) CERINA, Nikola (17) FIELDS, Amric	(9) CERINA, Nikola	(12) THORNS, Hank	6,032
03/02/11	at Air Force *	L	65-70	10-21	(23) HILL, Greg	(8) CERINA, Nikola	(11) THORNS, Hank	1,707
03/09/11	vs. Wyoming %	W	70-61	11-21	(18) HILL, Greg	(13) CADOT, J.R.	(9) THORNS, Hank	5,891
03/10/11	vs. BYU %	L	58-64	11-22	(15) HILL, Greg (15) THORNS, Hank	(6) CADOT, J.R.	(6) THORNS, Hank	14,697

Schedule Key:

= Hall of Fame Tip-Off Classic (Springfield, Mass.)

\$ = Hall of Fame Tip-Off Classic (Fort Worth, Texas)

* = Mountain West Conference game

% = MWC Tournament (Las Vegas, Nev.)

ATTENDANCE/RECORD SUMMARY

	G	W-L	Total	Average	High
HOME	16	8-8	68,558	4,285	7,258 (Feb. 19 vs. BYU)
MWC	8	1-7	38,551	4,819	7,258 (Feb. 19 vs. BYU)
AWAY	12	1-11	98,539	8,212	16,170 (Jan. 18 at BYU)
MWC	8	0-8	74,793	9,349	16,170 (Jan. 18 at BYU)
NEUTRAL	5	2-3	25,440	5,088	14,697 (March 10 vs. BYU at MWC Tourney)
TOTAL	33	11-22	192,537	5,834	16,170 (Jan. 18 at BYU)
MWC	16	1-15	113,344	7,084	16,170 (Jan. 18 at BYU)

2010-11 SEASON STATS - CUMULATIVE

RECORD:	OVERALL	HOME	AWAY	NEUTRAL
ALL GAMES	11-22	8-8	1-11	2-3
CONFERENCE	1-15	1-7	0-8	0-0
NON-CONFERENCE	10-7	7-1	1-3	2-3

#	Player	gp-gs	min	Total			3-Point		F-Throw		Rebounds				pf	dq	a	to	blk	stl	pts	avg	
				avg	fg-fga	fg%	3fg-fga	3fg%	ft-fa	ft%	off	def	tot	avg									
05	MOSS, Ronnie	20-19	633	31.7	108-261	.414	36-105	.343	61-80	.763	13	57	70	3.5	44	1	72	73	2	18	313	15.7	
33	GREEN, Garlon	33-32	969	29.4	135-279	.484	49-103	.476	50-67	.746	33	120	153	4.6	95	2	33	52	13	19	369	11.2	
10	THORNS, Hank	32-30	1080	33.8	126-354	.356	38-127	.299	52-69	.754	23	89	112	3.5	69	0	225	83	2	37	342	10.7	
03	YEAGER, Sammy	16-6	368	23.0	57-138	.413	19-61	.311	16-24	.667	14	53	67	4.2	36	2	25	19	7	16	149	9.3	
23	CADOT, J.R.	32-22	811	25.3	108-164	.659	3-10	.300	43-78	.551	80	113	193	6.0	90	2	34	29	14	33	262	8.2	
25	HILL, Greg	29-11	592	20.4	61-169	.361	44-114	.386	51-62	.823	10	47	57	2.0	49	1	32	30	2	20	217	7.5	
04	FIELDS, Amric	33-9	645	19.5	92-198	.465	14-42	.333	27-45	.600	30	64	94	2.8	77	0	14	34	19	18	225	6.8	
12	CERINA, Nikola	33-18	664	20.1	75-156	.481	0-5	.000	29-52	.558	36	100	136	4.1	99	5	14	43	9	30	179	5.4	
15	GACESA, Nikola	29-16	573	19.8	44-109	.404	10-30	.333	24-34	.706	28	56	84	2.9	36	0	11	17	5	10	122	4.2	
01	RAY, Jarvis	27-2	240	8.9	14-49	.286	1-15	.067	10-26	.385	10	27	37	1.4	37	0	12	23	0	7	39	1.4	
32	HUIE, Zach	4-0	6	1.5	1-1	1.000	0-0	.000	0-1	.000	0	0	0	0.0	0	0	0	0	0	0	2	0.5	
34	KONE, Cheick	8-0	16	2.0	0-4	.000	0-0	.000	1-2	.500	1	2	3	0.4	1	0	0	1	0	0	1	0.1	
31	BAVCEVIC, Marin	5-0	20	4.0	0-0	.000	0-0	.000	0-0	.000	1	0	1	0.2	1	0	2	6	1	0	0	0.0	
02	PRICE, Zack	3-0	4	1.3	0-1	.000	0-0	.000	0-0	.000	0	1	1	0.3	0	0	0	1	0	0	0	0.0	
24	MONTIGEL, Thomas	3-0	4	1.3	0-0	.000	0-0	.000	0-0	.000	0	0	0	0.0	0	0	0	0	0	0	0	0.0	
Team											36	40	76										
Total.....		33	6625		821-1883	.436	214-612	.350	364-540	.674	315	769	1084	32.8	634	13	474	418	74	208	2220	67.3	
Opponents.....		33	6624		818-1779	.460	200-607	.329	482-693	.696	299	837	1136	34.4	528	-	471	438	111	192	2318	70.2	

TEAM STATISTICS	TC	OPP	Date	Opponent	Score	Att.
SCORING	2220	2318	11/12/10	JACKSON STATE	w 86-62	3662
Points per game	67.3	70.2	11/16/10	SMU	w 84-64	3937
Scoring margin	-3.0	-	# 11/20/10	vs Rider	L 61-76	2274
FIELD GOALS-ATT	821-1883	818-1779	# 11/21/10	vs BRADLEY	w 74-68	1066
Field goal pct	.436	.460	# 11/22/10	vs Massachusetts	L 48-67	1512
3 POINT FG-ATT	214-612	200-607	11/27/10	HOUSTON	w 79-63	3480
3-point FG pct	.350	.329	\$ 11/29/10	USC	w 81-69	4076
3-pt FG made per game	6.5	6.1	12/01/10	PRAIRIE VIEW A&M	w 78-61	3524
FREE THROWS-ATT	364-540	482-693	12/04/10	NORTHERN IOWA	L 60-64	4022
Free throw pct	.674	.696	12/08/10	at Texas Tech	w 81-77	9113
F-Throws made per game	11.0	14.6	12/11/10	at Nebraska	L 56-70	8057
REBOUNDS	1084	1136	12/21/10	NORTHWESTERN STATE	w 96-79	3636
Rebounds per game	32.8	34.4	12/28/10	CHICAGO STATE	w 99-72	3670
Rebounding margin	-1.6	-	12/30/10	at Tulsa	L 66-69	5143
ASSISTS	474	471	01/02/11	at Rice	L 61-70	1433
Assists per game	14.4	14.3	* 01/05/11	SAN DIEGO STATE	L 53-66	4287
TURNOVERS	418	438	* 01/08/11	at UNLV	L 49-83	12155
Turnovers per game	12.7	13.3	* 01/12/11	WYOMING	w 78-60	3914
Turnover margin	+0.6	-	* 01/15/11	at Colorado State	L 69-79	4193
Assist/turnover ratio	1.1	1.1	* 01/18/11	at BYU	L 67-83	16170
STEALS	208	192	* 01/22/11	UTAH	L 62-75	4190
Steals per game	6.3	5.8	* 01/26/11	at New Mexico	L 46-71	14411
BLOCKS	74	111	* 01/29/11	AIR FORCE	Lot 65-66	4969
Blocks per game	2.2	3.4	* 02/05/11	at San Diego State	L 53-60	12414
ATTENDANCE	68558	123979	* 02/09/11	UNLV	L 79-94	3813
Home games-Avg/Game	16-4285	12-8212	* 02/12/11	at Wyoming	L 67-77	4540
Neutral site-Avg/Game	-	5-5088	* 02/16/11	COLORADO STATE	L 55-69	4088
			* 02/19/11	BYU	L 56-79	7258
			* 02/22/11	at Utah	L 48-50	9203
			* 02/26/11	NEW MEXICO	L 70-80	6032
			* 03/02/11	at Air Force	L 65-70	1707
			% 03/09/11	vs Wyoming	w 70-61	5891
			% 03/10/11	vs BYU	L 58-64	14697

* = Conference game
 # = Hall of Fame Tip-Off Classic (Springfield, Mass.)
 \$ = Hall of Fame Tip-Off Classic (Fort Worth, Texas)
 % = Mountain West Conference Tournament (Las Vegas, Nev.)



2010-11 SEASON STATS - MWC GAMES ONLY

RECORD:	OVERALL	HOME	AWAY	NEUTRAL
ALL GAMES	1-15	1-7	0-8	0-0
CONFERENCE	1-15	1-7	0-8	0-0
NON-CONFERENCE	0-0	0-0	0-0	0-0

#	Player	gp-gs	min	Total		3-Point		F-Throw		Rebounds				pf	dq	a	to	blk	stl	pts	avg	
				fg-fga	fg%	3fg-fga	3fg%	ft-fga	ft%	off	def	tot	avg									
05	MOSS, Ronnie	6-6	189	31.5	36-83	.434	13-37	.351	14-18	.778	8	26	34	5.7	13	0	15	25	2	6	99	16.5
10	THORNS, Hank	16-15	600	37.5	67-213	.315	16-71	.225	30-41	.732	14	49	63	3.9	35	0	130	40	2	19	180	11.3
33	GREEN, Garlon	16-15	487	30.4	59-142	.415	27-59	.458	25-31	.806	19	64	83	5.2	46	1	15	21	8	8	170	10.6
25	HILL, Greg	16-9	389	24.3	37-111	.333	26-74	.351	31-36	.861	6	29	35	2.2	38	1	20	19	0	10	131	8.2
12	CERINA, Nikola	16-13	385	24.1	52-102	.510	0-2	.000	19-35	.543	22	61	83	5.2	55	4	4	26	6	21	123	7.7
23	CADOT, J.R.	15-9	381	25.4	46-74	.622	2-5	.400	16-32	.500	33	45	78	5.2	40	0	12	16	6	10	110	7.3
04	FIELDS, Amric	16-8	368	23.0	47-101	.465	5-22	.227	9-14	.643	14	37	51	3.2	39	0	7	25	9	5	108	6.8
15	GACESA, Nikola	14-4	254	18.1	17-50	.340	6-18	.333	5-9	.556	15	17	32	2.3	13	0	4	5	0	2	45	3.2
01	RAY, Jarvis	14-1	128	9.1	5-23	.217	0-8	.000	6-12	.500	4	7	11	0.8	18	0	8	10	0	5	16	1.1
31	BAVCEVIC, Marin	4-0	18	4.5	0-0	.000	0-0	.000	0-0	.000	1	0	1	0.3	1	0	2	6	1	0	0	0.0
34	KONE, Cheick	4-0	7	1.8	0-1	.000	0-0	.000	0-0	.000	0	1	1	0.3	1	0	0	0	0	0	0	0.0
03	YEAGER, Sammy	1-0	19	19.0	0-2	.000	0-2	.000	0-0	.000	0	1	1	1.0	0	0	1	0	0	1	0	0.0
Team											14	17	31				3					
Total.....		16	3225		366-902	.406	95-298	.319	155-228	.680	150	354	504	31.5	299	6	218	196	34	87	982	61.4
Opponents.....		16	3224		412-845	.488	104-296	.351	234-332	.705	133	426	559	34.9	219	-	251	191	57	93	1162	72.6

TEAM STATISTICS	TC	OPP	Date	Opponent	Score	Att.
SCORING	982	1162	* 01/05/11	SAN DIEGO STATE	L 53-66	4287
Points per game	61.4	72.6	* 01/08/11	at UNLV	L 49-83	12155
Scoring margin	-11.2	-	* 01/12/11	WYOMING	w 78-60	3914
FIELD GOALS-ATT	366-902	412-845	* 01/15/11	at Colorado State	L 69-79	4193
Field goal pct	.406	.488	* 01/18/11	at BYU	L 67-83	16170
3 POINT FG-ATT	95-298	104-296	* 01/22/11	UTAH	L 62-75	4190
3-point FG pct	.319	.351	* 01/26/11	at New Mexico	L 46-71	14411
3-pt FG made per game	5.9	6.5	* 01/29/11	AIR FORCE	Lot 65-66	4969
FREE THROWS-ATT	155-228	234-332	* 02/05/11	at San Diego State	L 53-60	12414
Free throw pct	.680	.705	* 02/09/11	UNLV	L 79-94	3813
F-Throws made per game	9.7	14.6	* 02/12/11	at Wyoming	L 67-77	4540
REBOUNDS	504	559	* 02/16/11	COLORADO STATE	L 55-69	4088
Rebounds per game	31.5	34.9	* 02/19/11	BYU	L 56-79	7258
Rebounding margin	-3.4	-	* 02/22/11	at Utah	L 48-50	9203
ASSISTS	218	251	* 02/26/11	NEW MEXICO	L 70-80	6032
Assists per game	13.6	15.7	* 03/02/11	at Air Force	L 65-70	1707
TURNOVERS	196	191				
Turnovers per game	12.3	11.9				
Turnover margin	-0.3	-				
Assist/turnover ratio	1.1	1.3				
STEALS	87	93				
Steals per game	5.4	5.8				
BLOCKS	34	57				
Blocks per game	2.1	3.6				
ATTENDANCE	38551	74793				
Home games-Avg/Game	8-4819	8-9349				
Neutral site-Avg/Game	-	0-0				

* = Conference game
 # = Hall of Fame Tip-Off Classic (Springfield, Mass.)
 \$ = Hall of Fame Tip-Off Classic (Fort Worth, Texas)
 % = Mountain West Conference Tournament (Las Vegas, Nev.)

Score by Periods	1st	2nd	OT	Totals
TCU	459	516	7	982
Opponents	555	599	8	1162

2010-11 SEASON STATS - HOME GAMES ONLY

RECORD:	OVERALL	HOME	AWAY	NEUTRAL
ALL GAMES	8-8	8-8	0-0	0-0
CONFERENCE	1-7	1-7	0-0	0-0
NON-CONFERENCE	7-1	7-1	0-0	0-0

#	Player	gp-gs	min	avg	Total		3-Point		F-Throw		Rebounds				pf	dq	a	to	blk	stl	pts	avg
					fg-fga	fg%	3fg-fga	3fg%	ft-fa	ft%	off	def	tot	avg								
05	MOSS, Ronnie	11-10	347	31.5	58-137	.423	22-60	.367	34-43	.791	5	30	35	3.2	24	1	49	31	2	11	172	15.6
33	GREEN, Garlon	16-15	471	29.4	77-151	.510	28-51	.549	32-39	.821	18	63	81	5.1	43	0	19	18	9	8	214	13.4
10	THORNS, Hank	15-15	484	32.3	60-159	.377	18-54	.333	21-32	.656	10	41	51	3.4	30	0	114	41	1	15	159	10.6
03	YEAGER, Sammy	9-3	199	22.1	29-69	.420	8-30	.267	13-20	.650	7	41	48	5.3	17	1	18	12	2	11	79	8.8
04	FIELDS, Amric	16-5	315	19.7	57-98	.582	12-26	.462	14-19	.737	12	27	39	2.4	36	0	9	17	8	9	140	8.8
23	CADOT, J.R.	16-10	370	23.1	58-77	.753	1-4	.250	17-30	.567	45	49	94	5.9	48	1	20	14	6	13	134	8.4
12	CERINA, Nikola	16-8	318	19.9	46-78	.590	0-3	.000	14-29	.483	13	44	57	3.6	45	3	4	14	5	18	106	6.6
25	HILL, Greg	14-5	256	18.3	23-67	.343	16-47	.340	16-19	.842	4	22	26	1.9	23	1	23	16	0	9	78	5.6
15	GACESA, Nikola	13-8	271	20.8	24-57	.421	5-13	.385	15-20	.750	18	25	43	3.3	19	0	5	6	4	7	68	5.2
01	RAY, Jarvis	15-1	150	10.0	10-35	.286	1-12	.083	7-19	.368	8	20	28	1.9	22	0	8	15	0	3	28	1.9
32	HUIE, Zach	4-0	6	1.5	1-1	1.000	0-0	.000	0-1	.000	0	0	0	0.0	0	0	0	0	0	0	2	0.5
34	KONE, Cheick	6-0	14	2.3	0-4	.000	0-0	.000	1-2	.500	1	1	2	0.3	1	0	0	1	0	0	1	0.2
31	BAVCEVIC, Marin	4-0	16	4.0	0-0	.000	0-0	.000	0-0	.000	0	0	0	0.0	0	0	2	4	1	0	0	0.0
02	PRICE, Zack	3-0	4	1.3	0-1	.000	0-0	.000	0-0	.000	0	1	1	0.3	0	0	0	1	0	0	0	0.0
24	MONTIGEL, Thomas	3-0	4	1.3	0-0	.000	0-0	.000	0-0	.000	0	0	0	0.0	0	0	0	0	0	0	0	0.0
Team												11	18	29				3				
Total.....		16	3225		443-934	.474	111-300	.370	184-273	.674	152	382	534	33.4	308	7	271	193	38	104	1181	73.8
Opponents.....		16	3224		403-863	.467	104-306	.340	213-330	.645	139	386	525	32.8	264	-	239	228	45	74	1123	70.2

TEAM STATISTICS

	TC	OPP	Date	Opponent	Score	Att.
SCORING	1181	1123	11/12/10	JACKSON STATE	W 86-62	3662
Points per game	73.8	70.2	11/16/10	SMU	W 84-64	3937
Scoring margin	+3.6	-	11/27/10	HOUSTON	W 79-63	3480
FIELD GOALS-ATT	443-934	403-863	\$ 11/29/10	USC	W 81-69	4076
Field goal pct	.474	.467	12/01/10	PRAIRIE VIEW A&M	W 78-61	3524
3 POINT FG-ATT	111-300	104-306	12/04/10	NORTHERN IOWA	L 60-64	4022
3-point FG pct	.370	.340	12/21/10	NORTHWESTERN STATE	W 96-79	3636
3-pt FG made per game	6.9	6.5	12/28/10	CHICAGO STATE	W 99-72	3670
FREE THROWS-ATT	184-273	213-330	* 01/05/11	SAN DIEGO STATE	L 53-66	4287
Free throw pct	.674	.645	* 01/12/11	WYOMING	W 78-60	3914
F-Throws made per game	11.5	13.3	* 01/22/11	UTAH	L 62-75	4190
REBOUNDS	534	525	* 01/29/11	AIR FORCE	Lot 65-66	4969
Rebounds per game	33.4	32.8	* 02/09/11	UNLV	L 79-94	3813
Rebounding margin	+0.6	-	* 02/16/11	COLORADO STATE	L 55-69	4088
ASSISTS	271	239	* 02/19/11	BYU	L 56-79	7258
Assists per game	16.9	14.9	* 02/26/11	NEW MEXICO	L 70-80	6032
TURNOVERS	193	228				
Turnovers per game	12.1	14.3				
Turnover margin	+2.2	-				
Assist/turnover ratio	1.4	1.0				
STEALS	104	74				
Steals per game	6.5	4.6				
BLOCKS	38	45				
Blocks per game	2.4	2.8				
ATTENDANCE	68558	0				
Home games-Avg/Game	16-4285	0-0				
Neutral site-Avg/Game	-	0-0				

* = Conference game
 # = Hall of Fame Tip-Off Classic (Springfield, Mass.)
 \$ = Hall of Fame Tip-Off Classic (Fort Worth, Texas)

Score by Periods	1st	2nd	OT	Totals
TCU	556	618	7	1181
Opponents	517	598	8	1123



2010-11 SEASON STATS - AWAY GAMES ONLY

RECORD:	OVERALL	HOME	AWAY	NEUTRAL
ALL GAMES	1-11	0-0	1-11	0-0
CONFERENCE	0-8	0-0	0-8	0-0
NON-CONFERENCE	1-3	0-0	1-3	0-0

#	Player	gp-gs	min	avg	Total		3-Point		F-Throw		Rebounds				pf	dq	a	to	blk	stl	pts	avg
					fg-fga	fg%	3fg-fga	3fg%	ft-fa	ft%	off	def	tot	avg								
05	MOSS, Ronnie	6-6	191	31.8	35-85	.412	11-33	.333	19-24	.792	7	23	30	5.0	14	0	12	26	0	4	100	16.7
03	YEAGER, Sammy	4-2	96	24.0	18-45	.400	8-18	.444	3-3	1.000	6	9	15	3.8	10	1	3	5	4	5	47	11.8
10	THORNS, Hank	12-10	426	35.5	46-143	.322	13-55	.236	21-26	.808	9	32	41	3.4	25	0	81	31	1	16	126	10.5
25	HILL, Greg	10-4	231	23.1	27-70	.386	19-45	.422	26-31	.839	3	18	21	2.1	24	0	5	9	0	5	99	9.9
33	GREEN, Garlon	12-12	352	29.3	40-93	.430	17-43	.395	15-23	.652	13	45	58	4.8	38	2	11	24	3	8	112	9.3
23	CADOT, J.R.	11-8	310	28.2	35-57	.614	2-3	.667	14-30	.467	19	41	60	5.5	28	0	10	9	4	9	86	7.8
04	FIELDS, Amric	12-4	245	20.4	25-73	.342	1-13	.077	10-17	.588	13	30	43	3.6	28	0	4	16	8	4	61	5.1
12	CERINA, Nikola	12-7	241	20.1	21-54	.389	0-0	.000	9-14	.643	18	37	55	4.6	38	1	4	20	3	10	51	4.3
15	GACESA, Nikola	11-6	236	21.5	15-43	.349	5-15	.333	4-8	.500	10	22	32	2.9	12	0	5	5	0	2	39	3.5
01	RAY, Jarvis	8-1	66	8.3	2-10	.200	0-3	.000	3-6	.500	2	6	8	1.0	11	0	3	7	0	3	7	0.9
34	KONE, Cheick	2-0	2	1.0	0-0	.000	0-0	.000	0-0	.000	0	1	1	0.5	0	0	0	0	0	0	0	0.0
31	BAVCEVIC, Marin	1-0	4	4.0	0-0	.000	0-0	.000	0-0	.000	1	0	1	1.0	1	0	0	2	0	0	0	0.0
Team												18	16	34						3		
Total.....		12	2400		264-673	.392	76-228	.333	124-182	.681	119	280	399	33.2	229	4	138	157	23	66	728	60.7
Opponents.....		12	2400		295-651	.453	68-208	.327	201-262	.767	107	322	429	35.8	179	-	173	134	46	83	859	71.6

TEAM STATISTICS

	TC	OPP	Date	Opponent	Score	Att.
SCORING	728	859	12/08/10	at Texas Tech	W 81-77	9113
Points per game	60.7	71.6	12/11/10	at Nebraska	L 56-70	8057
Scoring margin	-10.9	-	12/30/10	at Tulsa	L 66-69	5143
FIELD GOALS-ATT	264-673	295-651	01/02/11	at Rice	L 61-70	1433
Field goal pct	.392	.453	* 01/08/11	at UNLV	L 49-83	12155
3 POINT FG-ATT	76-228	68-208	* 01/15/11	at Colorado State	L 69-79	4193
3-point FG pct	.333	.327	* 01/18/11	at BYU	L 67-83	16170
3-pt FG made per game	6.3	5.7	* 01/26/11	at New Mexico	L 46-71	14411
FREE THROWS-ATT	124-182	201-262	* 02/05/11	at San Diego State	L 53-60	12414
Free throw pct	.681	.767	* 02/12/11	at Wyoming	L 67-77	4540
F-Throws made per game	10.3	16.8	* 02/22/11	at Utah	L 48-50	9203
REBOUNDS	399	429	* 03/02/11	at Air Force	L 65-70	1707
Rebounds per game	33.2	35.8				
Rebounding margin	-2.5	-				
ASSISTS	138	173				
Assists per game	11.5	14.4				
TURNOVERS	157	134				
Turnovers per game	13.1	11.2				
Turnover margin	-1.9	-				
Assist/turnover ratio	0.9	1.3				
STEALS	66	83				
Steals per game	5.5	6.9				
BLOCKS	23	46				
Blocks per game	1.9	3.8				
ATTENDANCE	0	98539				
Home games-Avg/Game	0-0	12-8212				
Neutral site-Avg/Game	-	0-0				

* = Conference game
 # = Hall of Fame Tip-Off Classic (Springfield, Mass.)
 \$ = Hall of Fame Tip-Off Classic (Fort Worth, Texas)

Score by Periods	1st	2nd	Totals
TCU	333	395	728
Opponents	406	453	859

2010-11 SEASON STATS - NEUTRAL SITE GAMES ONLY

RECORD:	OVERALL	HOME	AWAY	NEUTRAL
ALL GAMES	2-3	0-0	0-0	2-3
CONFERENCE	0-0	0-0	0-0	0-0
NON-CONFERENCE	2-3	0-0	0-0	2-3

#	Player	gp-gs	min	avg	Total		3-Point		F-Throw		Rebounds				pf	dq	a	to	blk	stl	pts	avg
					fg-fga	fg%	3fg-fga	3fg%	ft-fa	ft%	off	def	tot	avg								
05	MOSS, Ronnie	3-3	95	31.7	15-39	.385	3-12	.250	8-13	.615	1	4	5	1.7	6	0	11	16	0	3	41	13.7
10	THORNS, Hank	5-5	170	34.0	20-52	.385	7-18	.389	10-11	.909	4	16	20	4.0	14	0	30	11	0	6	57	11.4
33	GREEN, Garlon	5-5	146	29.2	18-35	.514	4-9	.444	3-5	.600	2	12	14	2.8	14	0	3	10	1	3	43	8.6
23	CADOT, J.R.	5-4	131	26.2	15-30	.500	0-3	.000	12-18	.667	16	23	39	7.8	14	1	4	6	4	11	42	8.4
25	HILL, Greg	5-2	105	21.0	11-32	.344	9-22	.409	9-12	.750	3	7	10	2.0	2	0	4	5	2	6	40	8.0
03	YEAGER, Sammy	3-1	73	24.3	10-24	.417	3-13	.231	0-1	.000	1	3	4	1.3	9	0	4	2	1	0	23	7.7
04	FIELDS, Amric	5-0	85	17.0	10-27	.370	1-3	.333	3-9	.333	5	7	12	2.4	13	0	1	1	3	5	24	4.8
12	CERINA, Nikola	5-3	105	21.0	8-24	.333	0-2	.000	6-9	.667	5	19	24	4.8	16	1	6	9	1	2	22	4.4
15	GACESA, Nikola	5-2	66	13.2	5-9	.556	0-2	.000	5-6	.833	0	9	9	1.8	5	0	1	6	1	1	15	3.0
01	RAY, Jarvis	4-0	24	6.0	2-4	.500	0-0	.000	0-1	.000	0	1	1	0.3	4	0	1	1	0	1	4	1.0
Team											7	6	13									
Total.....		5	1000		114-276	.413	27-84	.321	56-85	.659	44	107	151	30.2	97	2	65	68	13	38	311	62.2
Opponents.....		5	1000		120-265	.453	28-93	.301	68-101	.673	53	129	182	36.4	85	-	59	76	20	35	336	67.2

TEAM STATISTICS

	TC	OPP
SCORING	311	336
Points per game	62.2	67.2
Scoring margin	-5.0	-
FIELD GOALS-ATT	114-276	120-265
Field goal pct	.413	.453
3 POINT FG-ATT	27-84	28-93
3-point FG pct	.321	.301
3-pt FG made per game	5.4	5.6
FREE THROWS-ATT	56-85	68-101
Free throw pct	.659	.673
F-Throws made per game	11.2	13.6
REBOUNDS	151	182
Rebounds per game	30.2	36.4
Rebounding margin	-6.2	-
ASSISTS	65	59
Assists per game	13.0	11.8
TURNOVERS	68	76
Turnovers per game	13.6	15.2
Turnover margin	+1.6	-
Assist/turnover ratio	1.0	0.8
STEALS	38	35
Steals per game	7.6	7.0
BLOCKS	13	20
Blocks per game	2.6	4.0
ATTENDANCE	0	25440
Home games-Avg/Game	0-0	0-0
Neutral site-Avg/Game	-	5-5088

Date	Opponent	Score	Att.
# 11/20/10	vs Rider	L 61-76	2274
# 11/21/10	vs BRADLEY	W 74-68	1066
# 11/22/10	vs Massachusetts	L 48-67	1512
% 03/09/11	vs Wyoming	W 70-61	5891
% 03/10/11	vs BYU	L 58-64	14697

* = Conference game

= Hall of Fame Tip-Off Classic (Springfield, Mass.)

\$ = Hall of Fame Tip-Off Classic (Fort Worth, Texas)

% = Mountain West Conference Tournament (Las Vegas, Nev.)

Score by Periods	1st	2nd	Totals
TCU	148	163	311
Opponents	151	185	336

2010-11 SEASON STATS - GAMES WON

RECORD:	OVERALL	HOME	AWAY	NEUTRAL
ALL GAMES	11-0	8-0	1-0	2-0
CONFERENCE	1-0	1-0	0-0	0-0
NON-CONFERENCE	10-0	7-0	1-0	2-0

#	Player	gp-gs	min	avg	Total		3-Point		F-Throw		Rebounds					pf	dq	a	to	blk	stl	pts	avg
					fg-fga	fg%	3fg-fga	3fg%	ft-fa	ft%	off	def	tot	avg									
05	MOSS, Ronnie	10-9	318	31.8	60-130	.462	22-55	.400	33-43	.767	4	26	30	3.0	22	1	45	25	1	13	175	17.5	
33	GREEN, Garlon	11-11	301	27.4	57-99	.576	13-26	.500	19-28	.679	10	35	45	4.1	29	0	14	22	4	7	146	13.3	
03	YEAGER, Sammy	9-3	202	22.4	40-84	.476	13-34	.382	14-20	.700	8	43	51	5.7	20	1	19	13	5	12	107	11.9	
10	THORNS, Hank	10-10	289	28.9	38-86	.442	14-29	.483	15-18	.833	6	23	29	2.9	20	0	74	29	0	6	105	10.5	
23	CADOT, J.R.	11-8	278	25.3	46-61	.754	1-2	.500	18-31	.581	33	47	80	7.3	32	0	16	6	4	17	111	10.1	
04	FIELDS, Amric	11-1	185	16.8	35-69	.507	7-15	.467	14-18	.778	10	11	21	1.9	29	0	7	9	9	11	91	8.3	
25	HILL, Greg	9-1	120	13.3	14-28	.500	9-16	.563	15-18	.833	2	7	9	1.0	6	0	12	7	1	7	52	5.8	
15	GACESA, Nikola	9-7	191	21.2	18-36	.500	3-6	.500	13-18	.722	13	27	40	4.4	15	0	3	7	4	6	52	5.8	
12	CERINA, Nikola	11-4	188	17.1	21-37	.568	0-2	.000	4-8	.500	8	28	36	3.3	29	1	4	11	3	6	46	4.2	
01	RAY, Jarvis	9-1	93	10.3	7-22	.318	1-6	.167	3-11	.273	5	19	24	2.7	15	0	5	13	0	1	18	2.0	
32	HUIE, Zach	4-0	6	1.5	1-1	1.000	0-0	.000	0-1	.000	0	0	0	0.0	0	0	0	0	0	0	2	0.5	
34	KONE, Cheick	5-0	11	2.2	0-3	.000	0-0	.000	1-2	.500	1	1	2	0.4	1	0	0	1	0	0	1	0.2	
31	BAVCEVIC, Marin	2-0	10	5.0	0-0	.000	0-0	.000	0-0	.000	0	0	0	0.0	0	0	0	1	1	0	0	0.0	
02	PRICE, Zack	3-0	4	1.3	0-1	.000	0-0	.000	0-0	.000	0	1	1	0.3	0	0	0	1	0	0	0	0.0	
24	MONTIGEL, Thomas	3-0	4	1.3	0-0	.000	0-0	.000	0-0	.000	0	0	0	0.0	0	0	0	0	0	0	0	0.0	
Team											11	14	25					2					
Total.....		11	2200		337-657	.513	83-191	.435	149-216	.690	111	282	393	35.7	218	3	199	147	32	86	906	82.4	
Opponents.....		11	2200		263-619	.425	58-203	.286	152-227	.670	108	238	346	31.5	205	-	147	177	29	62	736	66.9	

2010-11 SEASON STATS - GAMES LOST

RECORD:	OVERALL	HOME	AWAY	NEUTRAL
ALL GAMES	0-22	0-8	0-11	0-3
CONFERENCE	0-15	0-7	0-8	0-0
NON-CONFERENCE	0-7	0-1	0-3	0-3

#	Player	gp-gs	min	avg	Total		3-Point		F-Throw		Rebounds					pf	dq	a	to	blk	stl	pts	avg
					fg-fga	fg%	3fg-fga	3fg%	ft-fa	ft%	off	def	tot	avg									
05	MOSS, Ronnie	10-10	315	31.5	48-131	.366	14-50	.280	28-37	.757	9	31	40	4.0	22	0	27	48	1	5	138	13.8	
10	THORNS, Hank	22-20	791	36.0	88-268	.328	24-98	.245	37-51	.725	17	66	83	3.8	49	0	151	54	2	31	237	10.8	
33	GREEN, Garlon	22-21	668	30.4	78-180	.433	36-77	.468	31-39	.795	23	85	108	4.9	66	2	19	30	9	12	223	10.1	
25	HILL, Greg	20-10	472	23.6	47-141	.333	35-98	.357	36-44	.818	8	40	48	2.4	43	1	20	23	1	13	165	8.3	
23	CADOT, J.R.	21-14	533	25.4	62-103	.602	2-8	.250	25-47	.532	47	66	113	5.4	58	2	18	23	10	16	151	7.2	
04	FIELDS, Amric	22-8	460	20.9	57-129	.442	7-27	.259	13-27	.481	20	53	73	3.3	48	0	7	25	10	7	134	6.1	
12	CERINA, Nikola	22-14	476	21.6	54-119	.454	0-3	.000	25-44	.568	28	72	100	4.5	70	4	10	32	6	24	133	6.0	
03	YEAGER, Sammy	7-3	166	23.7	17-54	.315	6-27	.222	2-4	.500	6	10	16	2.3	16	1	6	6	2	4	42	6.0	
15	GACESA, Nikola	20-9	382	19.1	26-73	.356	7-24	.292	11-16	.688	15	29	44	2.2	21	0	8	10	1	4	70	3.5	
01	RAY, Jarvis	18-1	147	8.2	7-27	.259	0-9	.000	7-15	.467	5	8	13	0.7	22	0	7	10	0	6	21	1.2	
34	KONE, Cheick	3-0	5	1.7	0-1	.000	0-0	.000	0-0	.000	0	1	1	0.3	0	0	0	0	0	0	0	0.0	
31	BAVCEVIC, Marin	3-0	10	3.3	0-0	.000	0-0	.000	0-0	.000	1	0	1	0.3	1	0	2	5	0	0	0	0.0	
Team											25	26	51					5					
Total.....		22	4425		484-1226	.395	131-421	.311	215-324	.664	204	487	691	31.4	416	10	275	271	42	122	1314	59.7	
Opponents.....		22	4424		555-1160	.478	142-404	.351	330-466	.708	191	599	790	35.9	323	-	324	261	82	130	1582	71.9	

2010-11 SEASON STATS - 1ST HALF ONLY

RECORD:	OVERALL	HOME	AWAY	NEUTRAL
ALL GAMES	11-22	8-8	1-11	2-3
CONFERENCE	1-15	1-7	0-8	0-0
NON-CONFERENCE	10-7	7-1	1-3	2-3

#	Player	gp-gs	min	avg	Total			3-Point		F-Throw		Rebounds				pf	dq	a	to	blk	stl	pts	avg
					fg-fga	fg%	3fg-fga	3fg%	ft-fa	ft%	off	def	tot	avg									
05	MOSS, Ronnie	20-19	328	16.4	56-136	.412	17-52	.327	18-28	.643	7	32	39	2.0	12	0	41	37	2	9	147	7.4	
33	GREEN, Garlon	33-32	484	14.7	71-145	.490	28-56	.500	23-33	.697	12	53	65	2.0	39	0	20	27	4	8	193	5.8	
10	THORNS, Hank	32-30	552	17.3	70-167	.419	28-70	.400	13-17	.765	9	49	58	1.8	30	0	111	46	2	29	181	5.7	
23	CADOT, J.R.	32-22	406	12.7	53-85	.624	2-6	.333	20-40	.500	39	62	101	3.2	40	0	17	15	4	11	128	4.0	
03	YEAGER, Sammy	16-6	185	11.6	26-71	.366	8-31	.258	3-9	.333	8	25	33	2.1	16	0	11	7	3	10	63	3.9	
04	FIELDS, Amric	33-9	331	10.0	42-96	.438	4-17	.235	15-23	.652	18	28	46	1.4	33	0	6	19	10	7	103	3.1	
25	HILL, Greg	29-11	280	9.7	21-75	.280	18-52	.346	18-21	.857	3	24	27	0.9	22	0	17	18	2	8	78	2.7	
12	CERINA, Nikola	33-18	333	10.1	34-76	.447	0-3	.000	12-20	.600	19	53	72	2.2	44	0	5	24	0	14	80	2.4	
15	GACESA, Nikola	29-16	287	9.9	23-61	.377	5-15	.333	5-5	1.000	15	28	43	1.5	14	0	6	7	2	5	56	1.9	
01	RAY, Jarvis	27-2	105	3.9	3-17	.176	0-9	.000	2-4	.500	2	16	18	0.7	11	0	6	11	0	2	8	0.3	
31	BAVCEVIC, Marin	5-0	6	1.2	0-0	.000	0-0	.000	0-0	.000	0	0	0	0.0	0	0	0	1	0	0	0	0.0	
34	KONE, Cheick	8-0	3	0.4	0-0	.000	0-0	.000	0-0	.000	0	0	0	0.0	0	0	0	0	0	0	0	0.0	
32	HUIE, Zach	4-0	0	0.0	0-0	.000	0-0	.000	0-0	.000	0	0	0	0.0	0	0	0	0	0	0	0	0.0	
02	PRICE, Zack	3-0	0	0.0	0-0	.000	0-0	.000	0-0	.000	0	0	0	0.0	0	0	0	0	0	0	0	0.0	
24	MONTIGEL, Thomas	3-0	0	0.0	0-0	.000	0-0	.000	0-0	.000	0	0	0	0.0	0	0	0	0	0	0	0	0.0	
Team											20	20	40				3						
Total.....		33	3300		399-929	.429	110-311	.354	129-200	.645	152	390	542	16.4	261	0	240	215	29	103	1037	31.4	
Opponents.....		33	3300		407-905	.450	101-314	.322	159-245	.649	152	415	567	17.2	225	-	240	226	58	86	1074	32.5	

2010-11 SEASON STATS - 2ND HALF ONLY

RECORD:	OVERALL	HOME	AWAY	NEUTRAL
ALL GAMES	11-22	8-8	1-11	2-3
CONFERENCE	1-15	1-7	0-8	0-0
NON-CONFERENCE	10-7	7-1	1-3	2-3

#	Player	gp-gs	min	avg	Total			3-Point		F-Throw		Rebounds				pf	dq	a	to	blk	stl	pts	avg
					fg-fga	fg%	3fg-fga	3fg%	ft-fa	ft%	off	def	tot	avg									
05	MOSS, Ronnie	20-19	305	15.3	52-125	.416	19-53	.358	43-52	.827	6	25	31	1.6	32	0	31	36	0	9	166	8.3	
03	YEAGER, Sammy	16-6	183	11.4	31-67	.463	11-30	.367	13-15	.867	6	28	34	2.1	20	0	14	12	4	6	86	5.4	
33	GREEN, Garlon	33-32	480	14.5	64-133	.481	21-47	.447	25-32	.781	21	66	87	2.6	56	0	13	25	8	11	174	5.3	
10	THORNS, Hank	32-30	523	16.3	55-184	.299	10-56	.179	39-52	.750	14	40	54	1.7	39	0	113	36	0	8	159	5.0	
25	HILL, Greg	29-11	307	10.6	39-91	.429	25-60	.417	33-41	.805	7	21	28	1.0	26	0	15	12	0	12	136	4.7	
23	CADOT, J.R.	32-22	404	12.6	55-79	.696	1-4	.250	23-38	.605	41	51	92	2.9	50	0	17	14	10	22	134	4.2	
04	FIELDS, Amric	33-9	310	9.4	50-102	.490	10-25	.400	12-22	.545	12	35	47	1.4	44	0	8	15	9	11	122	3.7	
12	CERINA, Nikola	33-18	330	10.0	41-80	.513	0-2	.000	17-32	.531	17	47	64	1.9	54	0	9	19	9	16	99	3.0	
15	GACESA, Nikola	29-16	282	9.7	21-48	.438	5-15	.333	19-29	.655	12	28	40	1.4	21	0	5	10	3	5	66	2.3	
01	RAY, Jarvis	27-2	135	5.0	11-32	.344	1-6	.167	8-22	.364	8	11	19	0.7	26	0	6	12	0	5	31	1.1	
32	HUIE, Zach	4-0	6	1.5	1-1	1.000	0-0	.000	0-1	.000	0	0	0	0.0	0	0	0	0	0	0	2	0.5	
34	KONE, Cheick	8-0	13	1.6	0-4	.000	0-0	.000	1-2	.500	1	2	3	0.4	1	0	0	1	0	0	1	0.1	
31	BAVCEVIC, Marin	5-0	14	2.8	0-0	.000	0-0	.000	0-0	.000	1	0	1	0.2	1	0	2	5	1	0	0	0.0	
02	PRICE, Zack	3-0	4	1.3	0-1	.000	0-0	.000	0-0	.000	0	1	1	0.3	0	0	0	1	0	0	0	0.0	
24	MONTIGEL, Thomas	3-0	4	1.3	0-0	.000	0-0	.000	0-0	.000	0	0	0	0.0	0	0	0	0	0	0	0	0.0	
Team											15	20	35				4						
Total.....		33	3300		420-947	.444	103-298	.346	233-338	.689	161	375	536	16.2	370	0	233	202	44	105	1176	35.6	
Opponents.....		33	3299		408-869	.470	97-290	.334	323-444	.727	146	419	565	17.1	302	-	228	212	53	105	1236	37.5	

2010-11 TEAM GAME-BY-GAME STATISTICS

Opponent	Date	Score	W/L	FG	Pct	3FG%	Pct	FT-A	Pct	Rbs (O-D-T)	PF	A	TO	Blk	Stl	Pts
Jackson State	11/12/10	86-62	W	21-50	.420	6-19	.316	14-20	.700	10-22-32	19	14	18	1	4	62
at TCU				31-54	.574	11-20	.550	13-22	.591	3-24-27	21	24	9	2	10	86
SMU	11/16/10	84-64	W	25-52	.481	6-22	.273	8-14	.571	5-23-28	13	16	18	1	7	64
at TCU				35-65	.538	11-18	.611	3-4	.750	8-23-31	15	19	11	2	9	84
Rider	11/20/10	61-76	L	28-49	.571	7-18	.389	13-21	.619	5-30-35	19	14	16	6	7	76
vs. TCU				22-60	.367	4-19	.211	13-22	.591	13-19-32	18	11	12	2	8	61
TCU	11/21/10	74-68	W	26-54	.481	6-16	.375	16-19	.842	6-20-26	20	17	13	5	10	74
vs. Bradley				23-53	.434	5-16	.313	17-23	.739	12-24-36	17	14	18	1	5	68
UMass	11/22/10	48-67	L	27-57	.474	4-15	.267	9-18	.500	12-31-43	18	11	13	4	8	67
vs. TCU				17-57	.298	3-20	.150	11-17	.647	11-23-34	21	5	17	2	5	48
Houston	11/27/10	79-63	W	21-52	.404	8-19	.421	13-25	.520	9-25-34	21	11	19	2	2	63
at TCU				29-64	.453	4-14	.286	17-26	.654	13-25-38	22	11	12	2	8	79
USC	11/29/10	81-69	W	27-60	.450	4-17	.235	11-23	.478	12-21-33	19	15	10	1	7	69
at TCU				30-59	.508	5-19	.263	16-20	.800	11-29-40	23	15	13	3	6	81
Prairie View A&M	12/1/10	78-61	W	24-64	.375	8-23	.348	5-9	.556	10-26-36	17	11	18	3	6	61
at TCU				31-60	.517	7-18	.389	9-19	.474	10-31-41	12	18	17	4	5	78
Northern Iowa	12/4/10	60-64	L	22-47	.468	6-17	.353	14-22	.636	4-23-27	15	13	8	3	6	64
at TCU				21-50	.420	6-19	.316	12-15	.800	8-24-32	20	13	9	2	3	60
TCU	12/8/10	81-77	W	30-69	.435	5-17	.294	16-25	.640	23-25-48	22	13	14	4	6	81
at Texas Tech				26-65	.400	2-16	.125	23-24	.958	13-21-34	21	12	10	9	8	77
TCU	12/11/10	56-70	L	22-58	.379	11-28	.393	1-5	.200	9-17-26	15	13	13	1	9	56
at Nebraska				24-48	.500	10-17	.588	12-15	.800	8-30-38	14	9	17	3	5	70
N'western State	12/21/10	96-79	W	28-60	.467	7-21	.333	16-26	.615	8-14-22	28	18	18	3	6	79
at TCU				32-56	.571	7-16	.438	25-32	.781	12-29-41	24	19	20	2	4	96
Chicago State	12/28/10	99-72	W	25-59	.424	2-11	.182	20-28	.714	9-22-31	23	17	16	2	5	72
at TCU				35-61	.574	12-22	.545	17-24	.708	8-30-38	24	25	15	2	11	99
TCU	12/30/10	66-69	L	22-62	.355	6-19	.316	16-20	.800	12-28-40	18	7	5	1	5	66
at Tulsa				22-62	.355	7-20	.350	18-24	.750	16-30-36	18	13	8	4	1	69
TCU	1/2/11	61-70	L	23-47	.489	7-20	.350	8-15	.533	4-23-27	22	14	16	2	7	61
at Rice				21-50	.420	2-16	.125	26-30	.867	9-25-34	16	12	11	2	7	70
#6/6 San Diego State	1/5/11	53-66	L	29-65	.446	4-22	.182	4-6	.667	13-25-38	12	17	9	5	8	66
at TCU				20-55	.364	5-21	.238	8-12	.667	11-24-35	13	11	12	1	3	53
TCU	1/8/11	49-83	L	16-51	.314	7-22	.318	10-13	.769	11-19-30	23	10	23	1	1	49
at #25/RV UNLV				30-59	.508	3-16	.188	20-29	.690	13-25-38	16	17	10	4	13	83
Wyoming	1/12/11	78-60	W	22-48	.458	4-18	.222	12-17	.706	7-18-25	10	12	15	1	4	60
at TCU				29-55	.527	10-21	.476	10-13	.769	8-21-29	17	21	10	3	7	78
TCU	1/15/11	69-79	L	25-54	.463	5-17	.294	14-21	.667	5-26-31	19	11	15	1	6	69
at Colorado State				32-53	.604	4-12	.333	11-24	.458	3-28-31	16	22	11	2	10	79
TCU	1/18/11	67-83	L	25-65	.385	8-18	.444	9-14	.643	10-24-34	20	16	11	2	5	67
at 9/9 BYU				27-55	.491	8-18	.444	21-26	.808	8-34-42	16	14	13	3	6	83
Utah	1/22/11	62-75	L	29-53	.547	7-17	.412	10-16	.625	9-28-37	12	12	15	6	2	75
at TCU				27-63	.429	3-13	.231	5-12	.417	11-17-28	17	12	7	6	4	62
TCU	1/26/11	46-71	L	19-56	.339	4-18	.222	4-7	.571	10-19-29	15	12	12	0	6	46
at New Mexico				27-56	.482	10-28	.357	7-7	1.000	10-26-36	9	21	12	3	5	71
Air Force	1/29/11	65-66 (ot)	L	25-51	.490	10-22	.455	6-15	.400	6-23-29	12	19	13	1	4	66
at TCU				25-58	.431	8-27	.296	7-8	.875	11-27-38	17	17	14	2	3	65
TCU	2/5/11	53-60	L	21-53	.396	5-16	.313	6-9	.667	8-19-27	20	11	7	4	1	53
at #7/6 San Diego State				20-51	.392	2-9	.222	18-24	.750	14-25-39	9	11	7	2	3	60
RV/RV UNLV	2/9/11	79-94	L	35-57	.614	11-17	.647	13-16	.813	9-18-27	20	22	9	6	5	94
at TCU				27-53	.509	8-21	.381	17-21	.810	11-16-27	17	18	14	0	6	79
TCU	2/12/11	67-77	L	21-52	.404	3-16	.188	22-27	.815	8-26-34	22	8	18	1	11	67
at Wyoming				26-54	.481	9-25	.360	16-21	.762	5-26-31	19	16	19	7	11	77
RV/- Colorado State	2/16/11	55-69	L	19-44	.432	4-17	.235	27-39	.692	8-38-46	18	12	19	6	3	69
at TCU				20-57	.351	5-15	.333	10-19	.526	5-23-28	25	14	12	3	13	55
#7/8 BYU	2/19/11	56-79	L	22-49	.458	11-25	.440	24-32	.750	8-34-42	10	14	10	3	2	79
at TCU				24-65	.369	5-19	.263	3-6	.500	9-23-32	21	17	8	3	5	56
TCU	2/22/11	48-50	L	17-52	.327	1-8	.125	13-18	.722	8-30-38	17	8	9	4	4	48
at Utah				16-50	.320	2-13	.154	16-22	.727	6-30-36	14	6	9	4	6	50
New Mexico	2/26/11	70-80	L	29-53	.547	6-19	.316	16-22	.727	12-26-38	15	16	13	1	3	80
at TCU				27-59	.458	4-17	.235	12-20	.600	13-16-29	20	17	10	1	7	70
TCU	3/2/11	65-70	L	23-54	.426	14-29	.483	5-8	.625	11-24-35	16	15	14	2	5	65
at Air Force				24-48	.500	9-18	.500	13-16	.813	2-22-24	11	20	7	3	8	70
TCU	3/9/11	70-61	W	29-60	.483	5-10	.500	7-12	.583	9-25-34	18	17	13	3	10	70
vs. Wyoming				21-56	.375	6-21	.286	13-18	.722	13-22-35	17	7	17	5	8	61
TCU	3/10/11	58-64	L	20-45	.444	9-19	.474	9-15	.600	5-20-25	20	15	13	1	5	58
vs. #8/8 BYU				21-50	.420	6-23	.261	16-21	.762	11-22-33	14	13	12	4	7	64

2010-11 INDIVIDUAL GAME-BY-GAME STATISTICS (P-R-A)

Opponent	1 Ray	2 Price	3 Yeager	4 Fields	5 Moss	10 Thorns	12 Cerina	15 Gacasa	23 Cadot	24 Montigel	25 Hill	31 Bavecic	32 Huie	33 Green	34 Kone
Jackson State	1-4-0	0-0-0	8-2-3	18-1-1	20-1-2	9-4-10	5-2-0	DNP	6-4-5	0-0-0	9-1-2	DNP	0-0-0	9-6-1	1-1-0
SMU	5-4-0	DNP	17-9-0	9-3-0	16-1-5	13-3-10	2-1-0	DNP	5-6-1	DNP	0-0-2	DNP	DNP	17-4-1	DNP
vs. Rider	0-1-0	DNP	0-3-3	12-6-0	15-3-3	8-4-4	7-0-0	0-1-0	4-4-0	DNP	2-0-1	DNP	DNP	13-8-0	DNP
vs. Bradley	DNP	DNP	19-1-1	2-1-0	16-2-6	11-3-10	0-2-0	11-4-0	6-8-0	DNP	2-0-0	DNP	DNP	7-1-0	DNP
vs. UMass	4-0-0	DNP	4-0-0	9-3-0	10-0-2	7-4-1	2-8-1	0-3-0	7-8-0	DNP	3-3-0	DNP	DNP	2-0-1	DNP
Houston	4-5-0	0-0-0	5-5-0	6-2-0	17-2-4	9-5-5	0-0-0	7-4-0	11-9-1	0-0-0	2-0-1	DNP	2-0-0	16-4-0	0-0-0
USC	0-1-1	DNP	6-7-1	7-5-0	20-3-2	12-2-8	2-2-0	12-7-2	9-4-0	DNP	3-3-0	DNP	DNP	10-5-1	DNP
Prairie View A&M	4-3-0	DNP	8-6-2	8-2-2	12-5-8	12-2-2	3-4-1	4-5-0	15-9-1	DNP	DNP	DNP	0-0-0	12-3-2	0-1-0
Northern Iowa	1-0-0	DNP	13-6-1	4-2-0	8-5-4	2-3-7	4-2-0	12-2-1	2-3-0	DNP	DNP	DNP	DNP	14-7-0	DNP
at Texas Tech	DNP	DNP	22-9-2	0-1-0	16-5-3	7-3-6	11-6-0	2-1-0	11-10-1	DNP	DNP	DNP	DNP	12-7-1	DNP
at Nebraska	0-0-0	DNP	9-1-0	0-3-1	14-5-3	8-1-4	0-3-0	6-2-1	6-3-2	DNP	DNP	DNP	DNP	13-4-2	DNP
Northwestern State	4-4-1	DNP	7-6-2	5-1-1	22-0-5	12-0-4	4-2-0	6-8-1	15-6-4	DNP	0-1-0	DNP	DNP	21-7-1	DNP
Chicago State	0-3-1	0-1-0	15-6-8	26-4-1	9-1-7	DNP	0-1-1	6-7-0	19-10-1	0-0-0	8-0-3	0-0-0	0-0-0	16-3-3	0-0-0
at Tulsa	DNP	DNP	9-4-0	2-5-0	19-3-3	3-4-1	3-3-1	7-4-0	6-6-1	DNP	12-2-0	DNP	DNP	5-5-1	DNP
at Rice	0-1-0	DNP	7-1-1	8-2-0	DNP	18-2-8	0-3-1	0-3-1	5-6-1	DNP	12-5-0	DNP	DNP	11-1-2	DNP
#6/6 San Diego State	DNP	DNP	0-1-1	1-0-0	11-3-4	9-4-1	12-3-0	0-2-1	7-12-1	DNP	0-1-0	DNP	N/A	13-8-3	DNP
at #25/RV UNLV	0-0-1	DNP	DNP	6-4-0	7-5-2	9-2-5	2-1-0	8-6-0	2-5-1	DNP	4-0-0	DNP	N/A	11-6-1	DNP
Wyoming	0-0-1	DNP	N/A	10-1-1	27-10-3	4-3-10	10-6-0	0-3-0	1-1-1	DNP	10-2-2	0-0-0	N/A	16-2-3	0-0-0
at Colorado State	0-0-0	DNP	N/A	19-5-0	17-3-1	13-2-9	4-4-0	0-2-1	1-6-0	DNP	9-1-0	DNP	N/A	6-2-0	0-1-0
at BYU	DNP	DNP	N/A	2-4-2	27-6-0	7-7-10	4-3-0	5-5-1	9-3-3	DNP	3-0-0	DNP	N/A	10-5-0	DNP
Utah	0-0-0	DNP	N/A	2-1-0	10-4-5	18-6-6	14-4-0	2-0-0	4-2-0	DNP	0-4-1	DNP	N/A	12-4-0	DNP
at New Mexico	3-1-0	DNP	N/A	6-3-0	DNP	11-4-9	4-4-0	0-4-0	6-4-0	DNP	6-2-2	0-1-0	N/A	10-5-1	DNP
Air Force	2-0-1	DNP	N/A	10-6-1	DNP	9-5-10	9-5-0	2-1-0	8-4-0	DNP	9-6-3	0-0-2	N/A	16-9-0	DNP
at San Diego State	2-4-0	DNP	N/A	6-4-1	DNP	16-4-8	5-3-0	4-3-0	DNP	DNP	12-0-1	DNP	N/A	8-4-1	0-0-0
RV/RV UNLV	3-0-2	DNP	N/A	8-2-0	DNP	21-2-9	5-3-1	13-1-0	2-4-3	DNP	15-2-3	0-0-0	N/A	12-10-0	DNP
at Wyoming	2-1-0	DNP	N/A	8-6-0	DNP	8-4-3	4-6-1	5-1-0	16-4-0	DNP	12-2-2	DNP	N/A	12-7-2	DNP
RV/- Colorado State	2-2-0	DNP	N/A	5-3-0	DNP	11-2-8	12-7-0	DNP	12-6-0	DNP	3-1-3	DNP	N/A	10-4-3	0-0-0
#7/8 BYU	0-0-0	DNP	N/A	4-1-2	DNP	7-7-12	7-6-1	2-3-0	17-9-1	DNP	9-3-1	DNP	N/A	10-3-0	DNP
at Utah	0-0-0	DNP	N/A	1-1-0	DNP	14-5-7	8-11-0	2-1-1	12-6-0	DNP	6-5-0	DNP	N/A	5-7-0	DNP
New Mexico	2-2-1	DNP	N/A	17-5-0	DNP	11-3-12	17-9-0	2-0-0	1-5-1	DNP	10-2-2	DNP	N/A	10-2-1	DNP
at Air Force	0-1-2	DNP	N/A	3-5-0	DNP	12-3-11	6-8-1	DNP	12-7-1	DNP	23-4-0	DNP	N/A	9-5-0	DNP
vs. Wyoming	0-0-1	DNP	N/A	0-0-1	DNP	16-4-9	9-10-2	4-1-0	13-13-1	DNP	18-2-2	DNP	N/A	10-3-1	DNP
vs. #8/8 BYU	0-0-0	DNP	N/A	1-2-0	DNP	15-5-6	4-4-3	0-0-1	12-6-3	DNP	15-5-1	DNP	N/A	11-2-1	DNP

2010-11 GAME-BY-GAME STARTERS

Opponent	Score	W/L	Guard	Guard	Guard	Forward	Forward
Jackson State	86-62	W	Thorns	Moss	Yeager	Green	Cerina
SMU	84-64	W	Thorns	Moss	Yeager	Green	Cerina
vs. Rider	61-76	L	Thorns	Moss	Yeager	Green	Gerina
vs. Bradley	74-68	W	Thorns	Moss	Cadot	Green	Gacasa
vs. UMass	48-67	L	Thorns	Moss	Cadot	Green	Gacasa
Houston	79-63	W	Thorns	Ray	Cadot	Green	Gacasa
USC	81-69	W	Thorns	Moss	Cadot	Green	Gacasa
Prairie View A&M	78-61	W	Thorns	Moss	Cadot	Green	Gacasa
Northern Iowa	60-64	L	Thorns	Moss	Cadot	Green	Gacasa
at Texas Tech	81-77	W	Thorns	Moss	Cadot	Green	Gacasa
at Nebraska	56-70	L	Thorns	Moss	Cadot	Green	Gacasa
Northwestern State	96-79	W	Thorns	Moss	Cadot	Green	Gacasa
Chicago State	99-72	W	Moss	Yeager	Green	Fields	Gacasa
at Tulsa	66-69	L	Moss	Yeager	Cadot	Green	Gacasa
at Rice	61-70	L	Thorns	Yeager	Cadot	Green	Gacasa
#6/6 San Diego State	53-66	L	Thorns	Moss	Cadot	Green	Gacasa
at #25/RV UNLV	49-83	L	Moss	Hill	Cadot	Green	Gacasa
Wyoming	78-60	W	Thorns	Moss	Cadot	Green	Cerina
at Colorado State	69-79	L	Thorns	Moss	Cadot	Green	Cerina
at BYU	67-83	L	Thorns	Moss	Green	Fields	Cerina
Utah	62-75	L	Thorns	Moss	Green	Fields	Cerina
at New Mexico	46-71	L	Thorns	Hill	Green	Gacasa	Cerina
Air Force	65-66	L	Thorns	Hill	Cadot	Fields	Cerina
at San Diego State	53-60	L	Thorns	Hill	Green	Fields	Cerina
RV/RV UNLV	79-94	L	Thorns	Hill	Green	Fields	Cerina
at Wyoming	67-77	L	Thorns	Hill	Green	Fields	Cerina
RV/- Colorado State	55-69	L	Thorns	Hill	Green	Fields	Cerina
#7/8 BYU	56-79	L	Thorns	Hill	Cadot	Green	Cerina
at Utah	48-50	L	Thorns	Cadot	Green	Fields	Cerina
New Mexico	70-80	L	Thorns	Hill	Cadot	Green	Gacasa
at Air Force	65-70	L	Thorns	Ray	Cadot	Green	Cerina
vs. Wyoming	70-61	W	Thorns	Hill	Cadot	Green	Cerina
vs. #8/8 BYU	58-64	L	Thorns	Hill	Cadot	Green	Cerina

2010-11 TEAM SUPERLATIVES

TCU TEAM HIGHS

POINTS	99	CHICAGO STATE (12/28/10)
	96	NORTHWESTERN STATE (12/21/10)
	86	JACKSON STATE (11/12/10)
	84	SMU (11/16/10)
FIELD GOALS MADE	35	CHICAGO STATE (12/28/10)
	35	SMU (11/16/10)
FIELD GOAL ATTEMPTS	69	at Texas Tech (12/08/10)
	65	3 Times
FIELD GOAL PERCENTAGE	.574 (31-54)	JACKSON STATE (11/12/10)
	.574 (35-61)	CHICAGO STATE (12/28/10)
3 PT FIELD GOALS MADE	14	at Air Force (03/02/11)
	12	CHICAGO STATE (12/28/10)
3 PT FG ATTEMPTS	29	at Air Force (03/02/11)
	28	at Nebraska (12/11/10)
3 PT FG PERCENTAGE	.611 (11-18)	SMU (11/16/10)
	.550 (11-20)	JACKSON STATE (11/12/10)
FREE THROWS MADE	25	NORTHWESTERN STATE (12/21/10)
	22	at Wyoming (02/12/11)
FREE THROW ATTEMPTS	32	NORTHWESTERN STATE (12/21/10)
	27	2 Times
FREE THROW PERCENTAGE	.875 (7-8)	AIR FORCE (01/29/11)
	.842 (16-19)	vs BRADLEY (11/21/10)
REBOUNDS	48	at Texas Tech (12/08/10)
	41	2 Times
ASSISTS	25	CHICAGO STATE (12/28/10)
	24	JACKSON STATE (11/12/10)
STEALS	13	COLORADO STATE (02/16/11)
	11	2 Times
BLOCKED SHOTS	6	UTAH (01/22/11)
	5	vs BRADLEY (11/21/10)
TURNOVERS	23	at UNLV (01/08/11)
	20	NORTHWESTERN STATE (12/21/10)
FOULS	25	COLORADO STATE (02/16/11)
	24	2 Times

TCU TEAM LOWS

POINTS	46	at New Mexico (01/26/11)
	48	at Utah (02/22/11)
	48	vs Massachusetts (11/22/10)
FIELD GOALS MADE	16	at UNLV (01/08/11)
	17	2 Times
FIELD GOAL ATTEMPTS	45	vs BYU (03/10/11)
	47	at Rice (01/02/11)
FIELD GOAL PERCENTAGE	.298 (17-57)	vs Massachusetts (11/22/10)
	.314 (16-51)	at UNLV (01/08/11)
3 PT FIELD GOALS MADE	1	at Utah (02/22/11)
	3	3 Times
3 PT FG ATTEMPTS	8	at Utah (02/22/11)
	10	vs Wyoming (03/09/11)
3 PT FG PERCENTAGE	.125 (1-8)	at Utah (02/22/11)
	.150 (3-20)	vs Massachusetts (11/22/10)
FREE THROWS MADE	1	at Nebraska (12/11/10)
	3	2 Times
FREE THROW ATTEMPTS	4	SMU (11/16/10)
	5	at Nebraska (12/11/10)
FREE THROW PERCENTAGE	.200 (1-5)	at Nebraska (12/11/10)
	.417 (5-12)	UTAH (01/22/11)
REBOUNDS	25	vs BYU (03/10/11)
	26	Twice
ASSISTS	5	vs Massachusetts (11/22/10)
	7	at Tulsa (12/30/10)
STEALS	1	at UNLV (01/08/11)
	1	at San Diego State (02/05/11)
BLOCKED SHOTS	0	UNLV (02/09/11)
	0	at New Mexico (01/26/11)
TURNOVERS	5	at Tulsa (12/30/10)
	7	2 Times
FOULS	12	PRAIRIE VIEW A&M (12/01/10)
	13	SAN DIEGO STATE (01/05/11)

OPPONENT TEAM HIGHS

POINTS	94	UNLV (02/09/11)
	83	at BYU (01/18/11)
	83	at UNLV (01/08/11)
FIELD GOALS MADE	35	UNLV (02/09/11)
	32	at Colorado State (01/15/11)
FIELD GOAL ATTEMPTS	65	SAN DIEGO STATE (01/05/11)
	65	at Texas Tech (12/08/10)
FIELD GOAL PERCENTAGE	.614 (35-57)	UNLV (02/09/11)
	.604 (32-53)	at Colorado State (01/15/11)
3 PT FIELD GOALS MADE	11	BYU (02/19/11)
	11	UNLV (02/09/11)
3 PT FG ATTEMPTS	28	at New Mexico (01/26/11)
	25	2 Times
3 PT FG PERCENTAGE	.647 (11-17)	UNLV (02/09/11)
	.588 (10-17)	at Nebraska (12/11/10)
FREE THROWS MADE	27	COLORADO STATE (02/16/11)
	26	at Rice (01/02/11)
FREE THROW ATTEMPTS	39	COLORADO STATE (02/16/11)
	32	BYU (02/19/11)
FREE THROW PERCENTAGE	1.000 (7-7)	at New Mexico (01/26/11)
	.958 (23-24)	at Texas Tech (12/08/10)
REBOUNDS	46	COLORADO STATE (02/16/11)
	46	at Tulsa (12/30/10)
ASSISTS	22	UNLV (02/09/11)
	22	at Colorado State (01/15/11)
STEALS	13	at UNLV (01/08/11)
	11	at Wyoming (02/12/11)
BLOCKED SHOTS	9	at Texas Tech (12/08/10)
	7	at Wyoming (02/12/11)
TURNOVERS	19	COLORADO STATE (02/16/11)
	19	at Wyoming (02/12/11)
	19	HOUSTON (11/27/10)
FOULS	28	NORTHWESTERN STATE (12/21/10)
	23	CHICAGO STATE (12/28/10)

OPPONENT TEAM LOWS

POINTS	50	at Utah (02/22/11)
	60	WYOMING (01/12/11)
	60	at San Diego State (02/05/11)
	61	vs Wyoming (03/09/11)
	61	PRAIRIE VIEW A&M (12/01/10)
FIELD GOALS MADE	16	at Utah (02/22/11)
	19	COLORADO STATE (02/16/11)
FIELD GOAL ATTEMPTS	44	COLORADO STATE (02/16/11)
	47	NORTHERN IOWA (12/04/10)
FIELD GOAL PERCENTAGE	.320 (16-50)	at Utah (02/22/11)
	.355 (22-62)	at Tulsa (12/30/10)
3 PT FIELD GOALS MADE	2	5 Times
3 PT FG ATTEMPTS	9	at San Diego State (02/05/11)
	11	CHICAGO STATE (12/28/10)
3 PT FG PERCENTAGE	.125 (2-16)	at Texas Tech (12/08/10)
	.125 (2-16)	at Rice (01/02/11)
FREE THROWS MADE	4	SAN DIEGO STATE (01/05/11)
	5	PRAIRIE VIEW A&M (12/01/10)
FREE THROW ATTEMPTS	6	SAN DIEGO STATE (01/05/11)
	7	at New Mexico (01/26/11)
FREE THROW PERCENTAGE	.400 (6-15)	AIR FORCE (01/29/11)
	.458 (11-24)	at Colorado State (01/15/11)
REBOUNDS	22	NORTHWESTERN STATE (12/21/10)
	24	at Air Force (03/02/11)
ASSISTS	6	at Utah (02/22/11)
	7	vs Wyoming (03/09/11)
STEALS	1	at Tulsa (12/30/10)
	2	Three Times
BLOCKED SHOTS	1	7 Times
TURNOVERS	7	at San Diego State (02/05/11)
	7	at Air Force (03/02/11)
FOULS	9	at New Mexico (01/26/11)
	9	at San Diego State (02/05/11)

2010-11 INDIVIDUAL GAME SUPERLATIVES

TCU INDIVIDUAL HIGHS

Points	27	MOSS, Ronnie at BYU (01/18/11)
	27	MOSS, Ronnie vs Wyoming (01/12/11)
	26	FIELDS, Amric vs Chicago State (12/28/10)
	23	HILL, Greg at Air Force (03/02/11)
	22	MOSS, Ronnie vs Northwestern State (12/21/10)
	22	YEAGER, Sammy at Texas Tech (12/08/10)
	21	GREEN, Garlon vs Northwestern State (12/21/10)
	20	MOSS, Ronnie vs USC (11/29/10)
	20	MOSS, Ronnie vs Jackson State (11/12/10)
Field Goals Made	10	MOSS, Ronnie at BYU (01/18/11)
	9	MOSS, Ronnie vs Wyoming (01/12/11)
	9	CADOT, J.R. vs Chicago State (12/28/10)
	9	FIELDS, Amric vs Chicago State (12/28/10)
	9	YEAGER, Sammy at Texas Tech (12/08/10)
Field Goal Att.	21	THORNS, Hank at San Diego State (02/05/11)
	19	MOSS, Ronnie at Tulsa (12/30/10)
FG Pct (min 5 made)	1.000 (7-7)	CADOT, J.R. vs Prairie View A&M (12/01/10)
	1.000 (6-6)	CADOT, J.R. vs Northwestern State (12/21/10)
	1.000 (5-5)	THORNS, Hank vs Northwestern State (12/21/10)
	1.000 (5-5)	GREEN, Garlon vs Northern Iowa (12/04/10)
3-Point FG Made	6	HILL, Greg at Air Force (03/02/11)
	6	MOSS, Ronnie vs Wyoming (01/12/11)
3-Point FG Att.	12	HILL, Greg at Air Force (03/02/11)
	12	HILL, Greg vs Air Force (01/29/11)
3FG Pct (min 2 made)	1.000 (3-3)	THORNS, Hank vs SMU (11/16/10)
	1.000 (2-2)	7 Times
Free Throws Made	11	MOSS, Ronnie vs Northwestern State (12/21/10)
	9	HILL, Greg at Wyoming (02/12/11)
Free Throw Att.	11	MOSS, Ronnie vs Northwestern State (12/21/10)
	10	HILL, Greg at Wyoming (02/12/11)
	10	GREEN, Garlon vs Northwestern State (12/21/10)
FT Pct (min 6 made)	1.000 (11-11)	MOSS, Ronnie vs Northwestern State (12/21/10)
	1.000 (8-8)	GREEN, Garlon vs UNLV (02/09/11)
	1.000 (6-6)	MOSS, Ronnie at Tulsa (12/30/10)
	1.000 (6-6)	GACESA, Nikola vs Northern Iowa (12/04/10)
Rebounds	13	CADOT, J.R. vs Wyoming (03/09/11)
	12	CADOT, J.R. vs San Diego State (01/05/11)
	11	CERINA, Nikola at Utah (02/22/11)
	10	GREEN, Garlon vs UNLV (02/09/11)
	10	MOSS, Ronnie vs Wyoming (01/12/11)
	10	CADOT, J.R. vs Chicago State (12/28/10)
	10	CADOT, J.R. at Texas Tech (12/08/10)
Assists	12	THORNS, Hank vs New Mexico (02/26/11)
	12	THORNS, Hank vs BYU (02/19/11)
	10	THORNS, Hank vs Air Force (01/29/11)
	10	THORNS, Hank at BYU (01/18/11)
	10	THORNS, Hank vs Wyoming (01/12/11)
	10	THORNS, Hank vs BRADLEY (11/21/10)
	10	THORNS, Hank vs SMU (11/16/10)
	10	THORNS, Hank vs Jackson State (11/12/10)
Steals	5	CERINA, Nikola vs Colorado State (02/16/11)
	5	CADOT, J.R. vs BRADLEY (11/21/10)
	4	MOSS, Ronnie vs Wyoming (01/12/11)
	4	THORNS, Hank vs Rider (11/20/10)
	4	YEAGER, Sammy vs SMU (11/16/10)
Blocked Shots	3	CERINA, Nikola vs Utah (01/22/11)
	3	YEAGER, Sammy at Texas Tech (12/08/10)
Turnovers	10	MOSS, Ronnie at UNLV (01/08/11)
	7	MOSS, Ronnie vs Massachusetts (11/22/10)
Fouls	5	13 Times

OPPONENT INDIVIDUAL HIGHS

Points	32	GARY, Dairese vs New Mexico (02/26/11)
	30	MONTGOMERY, Carl vs Chicago State (12/28/10)
	25	Ahelegbe, Kwadzo vs Northern Iowa (12/04/10)
	24	FREDETTE, Jimmer vs BYU (03/10/11)
	24	STANBACK, Chace vs UNLV (02/09/11)
	24	Warren, Andrew vs BRADLEY (11/21/10)
	23	FREDETTE, Jimmer vs BYU (02/19/11)
	23	WILLIS, Tre'Von vs UNLV (02/09/11)
	23	HURTT, Justin at Tulsa (12/30/10)
Field Goals Made	11	GARY, Dairese vs New Mexico (02/26/11)
	10	STANBACK, Chace vs UNLV (02/09/11)
	10	SMITH, Greg vs Colorado State (02/16/11)
	10	MONTGOMERY, Carl vs Chicago State (12/28/10)
Field Goal Att.	21	FREDETTE, Jimmer vs BYU (03/10/11)
	19	HURTT, Justin at Tulsa (12/30/10)
FG Pct (min 5 made)	.857 (6-7)	HAWKINS, Justin at UNLV (01/08/11)
	.833 (5-6)	STANBACK, Chace at UNLV (01/08/11)
3-Point FG Made	6	McDONALD, Phillip at New Mexico (01/26/11)
	5	EMERY, Jackson at BYU (01/18/11)
3-Point FG Att.	11	FREDETTE, Jimmer vs BYU (03/10/11)
	9	McDONALD, Phillip vs New Mexico (02/26/11)
	9	FREDETTE, Jimmer vs BYU (02/19/11)
	9	McDONALD, Phillip at New Mexico (01/26/11)
	9	HARALSON, Scottie at Tulsa (12/30/10)
3FG Pct (min 2 made)	1.000 (4-4)	STANBACK, Chace vs UNLV (02/09/11)
	1.000 (4-4)	McCray, Toney at Nebraska (12/11/10)
	1.000 (2-2)	STANBACK, Chace at UNLV (01/08/11)
Free Throws Made	10	OGIDE, Andy vs Colorado State (02/16/11)
	10	KAZEMI, Arsalan at Rice (01/02/11)
	10	MONTGOMERY, Carl vs Chicago State (12/28/10)
Free Throw Att.	14	MONTGOMERY, Carl vs Chicago State (12/28/10)
	12	SMITH, Greg vs Colorado State (02/16/11)
FT Pct (min 6 made)	1.000 (8-8)	THOMAS, Quintrell vs UNLV (02/09/11)
	1.000 (8-8)	Roberson, John at Texas Tech (12/08/10)
	1.000 (7-7)	M'BAYE, Amath at Wyoming (02/12/11)
	1.000 (7-7)	WILLIS, Tre'Von at UNLV (01/08/11)
	1.000 (6-6)	FREDETTE, Jimmer vs BYU (03/10/11)
	1.000 (6-6)	CRUZ, Francisco vs Wyoming (01/12/11)
	1.000 (6-6)	HURTT, Justin at Tulsa (12/30/10)
	1.000 (6-6)	DIXON, De'Suan vs Jackson State (11/12/10)
Rebounds	14	THOMAS, Malcolm at San Diego State (02/05/11)
	14	IDLET, Steven at Tulsa (12/30/10)
Assists	9	GARY, Dairese vs New Mexico (02/26/11)
	8	GARY, Dairese at New Mexico (01-26-11)
Steals	5	THIAM, Djibril at Wyoming (02/12/11)
	5	WILLIS, Tre'Von at UNLV (01/08/11)
Blocked Shots	4	FOSTER, David vs Utah (01/22/11)
	3	8 Times
Turnovers	7	JACKSON, Desmar at Wyoming (02/12/11)
	6	FREDETTE, Jimmer vs BYU (02/19/11)
	6	POPE, Bryson at Tulsa (12/30/10)
	6	DIA, Papa vs SMU (11/16/10)
	6	HANSON, Tyrone vs Jackson State (11/12/10)
Fouls	5	4 Times

2010-11 GAME-BY-GAME RECAPS



TCU 86, JACKSON STATE 62

Fort Worth, Texas (Daniel-Meyer Coliseum)
Nov. 12, 2010

FORT WORTH—TCU won its fifth straight season opener during an 86-62 victory over Jackson State. Ronnie Moss led the Frogs with 20 points, while Amric Fields totaled 18 in his TCU debut, the most for a TCU freshman since 1993-94. Hank Thorns, added a career-high 10 assists for TCU.

Moss, who has made the move from the point over to shooting guard with the arrival of Hank Thorns, had a solid season debut, reaching the 20-point mark for the 11th time in his career. He went 7-of-12 from the field, including a 4-of-6 effort from 3-point range. Overall, TCU went 11-of-20 from outside the arc, good for the ninth-best long-distance shooting performance (55.0 percent) in school history.

TCU's outside shooting was only part of the story of the team's strong opening performance. Overall, the squad shot 57.4 percent from the floor and dished out 24 assists. The Frogs also forced Jackson State into 18 turnovers, which they turned into a 29-3 margin in points off miscues.

Fields led TCU's cast of newcomers with a phenomenal freshman debut. He went 7-of-10 from the field in only 24 minutes of action to help account for his 18 points. The total marked the most for a frog freshman in an opener since Jeff Jacobs scored 19 against Drexel on Dec. 3, 1993. Of the 13 players who saw action for TCU, eight had never previously played in a regular-season game for the Frogs.

JACKSON STATE [0-1]

##	Player Name	FG	3FG	FT	RB	PF	TP	A	TO	BLK	S	MIN	
01	BURK, Cason	f 1-3	0-0	0-1	2-2	4	2	1	1	0	1	23	
10	HANSON, Tyrone	f 4-10	1-5	5-5	1-7	3	14	4	6	0	0	29	
12	BLAKE, Gertavin	c 0-1	0-0	0-2	1-1	2	0	0	2	0	1	11	
05	BUSH, Jeniro	g 6-11	2-6	0-1	0-0	0	14	2	2	0	1	26	
23	DIXON, De'Suan	g 2-9	1-3	6-6	5-2	7	0	11	1	3	1	0	27
03	MELVIN, Rod	3-6	1-2	2-2	0-3	3	9	4	2	0	0	27	
13	WILLIAMS, Christian	1-2	1-2	0-0	0-2	2	3	0	1	0	0	13	
15	LEWIS, Jonathan	0-0	0-0	0-0	0-0	0	0	0	0	0	0	1	
24	JEFFERSON, Oliver	0-0	0-0	0-0	0-0	0	0	0	1	0	0	3	
25	JONES, Davon	2-2	0-0	0-1	0-0	0	4	1	0	0	0	9	
44	GREGORY, Raymond	0-1	0-0	1-2	0-2	2	1	0	0	0	0	9	
45	HYCHE, Chris	2-4	0-1	0-0	0-1	1	4	1	0	0	0	15	
50	PITTMAN, Jacobly	0-1	0-0	0-0	0-0	2	0	0	0	0	1	7	
TEAM		1-2-3											
Totals		21-50	6-19	14-20	10-22	32	19	62	14	18	1	4	200

TOTAL FG%	1st Half: 7-22 31.8%	2nd Half: 14-28 50.0%	Game: 42.0%
3-Pt. FG%	1st Half: 2-11 18.2%	2nd Half: 4-8 50.0%	Game: 31.6%
F Throw %	1st Half: 8-11 72.7%	2nd Half: 6-9 66.7%	Game: 70.0%
Deadball Rbs:	1		

Officials: Randy McCall, Winston Stith, Darron George.

Technical fouls: Jackson State-None. TCU-None.

Attendance: 3662

Score by Periods	1st	2nd	Total
Jackson State	24	38	62
TCU	41	45	86

TCU [1-0]

##	Player Name	FG	3FG	FT	RB	PF	TP	A	TO	BLK	S	MIN
12	CERINA, Nikola	f 2-2	0-0	1-3	0-2	3	5	0	1	1	2	25
33	GREEN, Garlon	f 4-7	1-2	0-0	0-6	3	9	1	1	1	1	26
03	YEAGER, Sammy	g 3-5	2-2	0-0	0-2	3	8	3	0	0	1	19
05	MOSS, Ronnie	g 7-12	4-6	2-2	0-1	1	20	2	1	0	1	28
10	THORNS, Hank	g 3-8	1-5	2-4	0-4	2	9	10	5	0	1	27
01	RAY, Jarvis	0-2	0-0	1-3	1-3	1	1	0	0	0	1	7
02	PRICE, Zack	0-0	0-0	0-0	0-0	0	0	0	0	0	0	1
04	FIELDS, Amric	7-10	1-2	3-4	0-1	1	28	1	0	0	0	24
23	CADOT, J.R.	3-4	0-0	0-1	1-3	3	6	5	1	0	2	21
24	MONTIGEL, Thomas	0-0	0-0	0-0	0-0	0	0	0	0	0	0	1
25	HILL, Greg	2-3	2-3	3-3	0-1	3	9	2	0	0	1	17
32	HUIE, Zach	0-0	0-0	0-0	0-0	0	0	0	0	0	0	1
34	KONE, Cheick	0-1	0-0	1-2	1-0	1	0	1	0	0	0	3
TEAM		0-1-1										
Totals		31-54	11-20	23-22	3-24	27	86	24	9	2	10	200

TOTAL FG%	1st Half: 15-26 57.7%	2nd Half: 16-28 57.1%	Game: 57.4%
3-Pt. FG%	1st Half: 6-11 54.5%	2nd Half: 5-9 55.6%	Game: 55.0%
F Throw %	1st Half: 5-6 83.3%	2nd Half: 8-16 50.0%	Game: 59.1%
Deadball Rbs:	7		

Points in the paint-JSU 29,TCU 39. **Points off turnovers**-JSU 3,TCU 29.

2nd chance points-JSU 8,TCU 2. **Fast break points**-JSU 7,TCU 19.

Bench points-JSU 21,TCU 35. **Score tied**-0 times. **Lead changed**-1 times.

Last FG-JSU 2nd-01:42,TCU 2nd-01:10.

Largest lead-JSU by 2 1st-19:30,TCU by 34 2nd-07:13.



TCU 84, SMU 64

Fort Worth, Texas (Daniel-Meyer Coliseum)
Nov. 16, 2010

FORT WORTH—Four players scored in double figures as TCU earned its third-straight victory over cross-town rival SMU during an 84-64 victory. The Frogs again shot above 50 percent from the field in earning their largest margin of victory over the Mustangs since 1997.

Fresh off a sizzling offensive performance in its season opener, TCU once again lit up the nets. The Frogs shot 53.8 percent (35-of-65) overall from the floor, including 61.1 percent (11-of-18) from 3-point range. The squad is 22-for-38 (57.9 percent) from behind the arc through two games this season.

Sammy Yeager and Garlon Green scored 17 points each to lead TCU. Yeager totaled game highs of nine rebounds, all on the defensive end, and four assists while shooting 7-of-14 from the floor. Green went 7-of-10, and both Frogs drilled a pair of treys. Ronnie Moss followed up his 20-point performance in the season opener by totaling 16 points and five assists.

Hank Thorns recorded his first career double-double with 13 points and 10 assists. It marked the second straight game Thorns reached double figures in helpers after he set a career high with 10 in last Friday's season opener. He also went 3-for-3 from beyond the arc against the Mustangs.

TCU took control of the game midway through the first half with a 20-2 run to climb on top by 20 points, 35-25.

SMU [0-2]

##	Player Name	FG	3FG	FT	RB	PF	TP	A	TO	BLK	S	MIN	
02	HAYNES, Justin	f 3-5	1-1	3-4	0-1	2	10	2	4	1	1	27	
24	NYAKUNDI, Robert	f 6-11	1-4	1-1	1-4	5	14	4	2	0	0	30	
42	DIA, Papa	f 5-7	0-0	1-3	1-4	5	4	11	1	6	0	24	
12	SAMARRIPPAS, J.	g 3-9	1-6	1-2	0-4	2	8	4	3	0	2	37	
22	WALKER, Mike	g 2-3	1-2	0-0	0-3	1	5	2	0	0	1	19	
00	CLINKSCALES, R.	4-11	1-6	0-0	0-3	1	9	1	1	0	2	23	
01	MANGRUM, Collin	1-4	1-2	0-0	0-2	0	3	0	0	0	0	13	
30	HARP, Ryan	1-2	0-1	2-4	1-1	0	4	2	1	0	0	25	
44	LUTTMAN, Myles	0-0	0-0	0-0	0-0	0	0	0	0	0	0	2	
TEAM		2-1-3											
Totals		25-52	6-22	8-14	5-23	28	13	64	16	18	1	7	200

TOTAL FG%	1st Half: 14-25 56.0%	2nd Half: 11-27 40.7%	Game: 48.1%
3-Pt. FG%	1st Half: 2-8 25.0%	2nd Half: 4-14 28.6%	Game: 27.3%
F Throw %	1st Half: 5-10 50.0%	2nd Half: 3-4 75.0%	Game: 57.1%
Deadball Rbs:	5		

Officials: David Hall, Verne Harris, Tom O'Neill

Technical fouls: SMU-None. TCU-FIELDS, Amric.

Attendance: 3937

Score by Periods	1st	2nd	Total
SMU	35	29	64
TCU	49	35	84

TCU [2-0]

##	Player Name	FG	3FG	FT	RB	PF	TP	A	TO	BLK	S	MIN
12	CERINA, Nikola	f 1-2	0-0	0-0	0-1	3	2	0	0	0	2	22
33	GREEN, Garlon	f 7-10	2-2	1-1	2-2	1	17	1	0	1	0	33
03	YEAGER, Sammy	g 7-14	2-5	1-1	0-9	1	17	0	1	0	4	23
05	MOSS, Ronnie	g 7-14	2-4	0-0	1-0	1	16	5	0	0	0	34
10	THORNS, Hank	g 5-10	3-3	0-0	0-3	2	13	10	4	0	1	29
01	RAY, Jarvis	2-3	1-1	0-0	1-3	1	5	0	2	0	0	9
04	FIELDS, Amric	4-9	1-3	0-0	2-1	3	9	0	1	1	2	25
23	CADOT, J.R.	2-2	0-0	1-2	2-4	3	5	1	1	0	0	14
25	HILL, Greg	0-1	0-0	0-0	0-0	0	0	2	2	0	0	11
TEAM		2-1-3										
Totals		35-65	11-18	3-4	8-23	15	84	19	11	2	9	200

TOTAL FG%	1st Half: 20-31 64.5%	2nd Half: 15-34 44.1%	Game: 53.8%
3-Pt. FG%	1st Half: 6-10 60.0%	2nd Half: 5-8 62.5%	Game: 61.1%
F Throw %	1st Half: 3-4 75.0%	2nd Half: 0-0 0.0%	Game: 75.0%
Deadball Rbs:	0		

Points in the paint-SMU 34,TCU 36. **Points off turnovers**-SMU 10,TCU 27.

2nd chance points-SMU 3,TCU 9. **Fast break points**-SMU 9,TCU 22.

Bench points-SMU 16,TCU 19. **Score tied**-0 times. **Lead changed**-0 times.

Last FG-SMU 2nd-01:11,TCU 2nd-00:55. **Largest lead**-SMU None,TCU by 23 2nd-03:03.



RIDER 76, TCU 61

Springfield, Mass. (MassMutual Center)
Nov. 20, 2010

SPRINGFIELD, Mass.—TCU dropped its first contest of the season to Rider, 76-61, in the team's opening game of the Hall of Fame Tip-Off tournament. The Broncos overcame a six-point halftime deficit, shooting 72.0 percent in the second half against the Frogs.

Ronnie Moss scored 15 points to lead TCU, while Garlon Green and Amric Fields added 13 and 12 points, respectively. Green led the squad with eight rebounds. Hank Thorns totaled eight points, four assists and four steals.

Guard Justin Robinson scored a game-high 18 points to pace Rider. Forward Novar Gadson and guard Mike Ringgold chipped in 15 and 12 points, respectively.

TCU led by a count of 34-28 at intermission, but Rider came out of the locker room on fire in the second half. The squad made its first 11 shots of the period and 16-of-17 to quickly turn its halftime deficit into a 66-51 edge with eight minutes remaining. The squad made 4-of-5 attempts from beyond the 3-point line during the stretch.

While the Broncos had all the answers on offense, the Frogs struggled to find consistency on defense in the second half after a strong opening period. Robinson scored 12 points in the first 12 minutes of the stanza to turn the contest in the Broncos' favor.

RIDER [3-1]

##	Player Name	FG	3FG	FT	RB	PF	TP	A	TO	BLK	S	MIN	
13	Stewart, Danny	f 2-4	0-1	0-0	1-5	4	4	0	2	0	0	29	
23	Gadson, Novar	f 5-7	2-3	3-6	0-5	5	15	1	4	1	1	31	
31	Penn, Brandon	f 2-3	0-0	0-0	0-1	5	4	1	2	1	1	11	
12	Thompson, Jonathon	g 1-1	1-1	2-2	0-1	0	5	0	0	1	0	13	
15	Robinson, Justin	g 6-12	1-7	5-6	1-2	3	18	3	5	0	0	29	
02	Ringgold, Mike	5-9	0-0	2-5	1-7	8	12	1	1	0	1	30	
03	Youngblood, Jhamar	4-6	0-0	1-1	2-6	8	9	2	0	0	1	25	
10	Myles, Anthony	2-5	2-4	0-1	0-1	2	6	4	1	3	2	22	
14	Mansell, Patrick	1-1	1-1	0-0	0-0	1	3	2	0	0	1	8	
21	Nd-Ezuma, Dera	0-0	0-0	0-0	0-0	2	0	0	0	0	0	1	
32	Perera, Tommy	0-1	0-1	0-0	0-0	0	0	0	1	0	0	1	
Team		0-2-2											
Totals		28-49	7-18	13-21	5-30	35	19	76	14	16	6	7	200

TOTAL FG%	1st Half: 10-24 41.7%	2nd Half: 18-25 72.0%	Game: 57.1%
3-Pt. FG%	1st Half: 3-11 27.3%	2nd Half: 4-7 57.1%	Game: 38.9%
F Throw %	1st Half: 5-8 62.5%	2nd Half: 8-13 61.5%	Game: 61.9%
Deadball Rbs:	4		

Officials: Rob Riley, Wally Rutecki, Gary Tracey.

Technical fouls: Rider-None. TCU-None.

2010-11 GAME-BY-GAME RECAPS



TCU 74, BRADLEY 68
Springfield, Mass. (MassMutual Center)
Nov. 21, 2010

SPRINGFIELD, Mass.—TCU used some strong second-half defense and a clutch 3-pointer to regain the lead for the Frogs in a contest featuring six ties and 10 lead changes. Ronnie Moss had helped TCU overcome a four-point deficit only minutes earlier with three straight buckets, including a coast-to-coast layup after stealing the ball from Bradley's Andrew Warren.

With the scored tied at 62-62 with just 1:22 remaining, Hank Thorns hit a clutch 3-pointer to regain the lead for the Frogs in a contest featuring six ties and 10 lead changes. Ronnie Moss had helped TCU overcome a four-point deficit only minutes earlier with three straight buckets, including a coast-to-coast layup after stealing the ball from Bradley's Andrew Warren.

Following Thorns' big trey, TCU got a crucial stop featuring a blocked shot by J.R. Cadot, then iced eight consecutive free throws to put the game out of reach. Thorns made four of the shots, while Nikola Gacesa and Greg Hill accounted for two each. For the game, the Frogs went 16-of-19 (84.2 percent) at the charity stripe.

Thorns notched his second career double-double, and second in three games, with 11 points and 10 assists. He reached double figures in helpers for the third time in TCU's opening four contests. Seven of his points came in the crucial final 1:22 stretch. Sammy Yeager led TCU with a career-best 19 points, Moss added 16 points, six assists and two steals, while Nikola Gacesa, making his first start for TCU, recorded 11 points.

TCU [3-1]

##	Player Name	FG	3FG	FT	RB	PF	TP	A	TO	BLK	S	MIN
15	GACESA, Nikola	f 3-5	0-1	5-6	0-4	2	11	0	2	1	1	24
33	GREEN, Garlon	f 3-5	0-0	1-1	0-1	4	7	0	1	0	0	24
05	MOSS, Ronnie	g 7-14	2-6	0-0	0-2	1	16	6	5	0	2	36
10	THORNS, Hank	g 3-7	1-2	4-4	0-3	3	11	10	2	0	1	31
23	CADOT, J.R.	g 2-6	0-0	2-4	3-5	2	6	0	0	2	5	31
03	YEAGER, Sammy	8-13	3-6	0-0	0-1	3	19	1	2	0	0	24
04	FIELDS, Amric	0-2	0-0	2-2	0-1	3	2	0	0	2	0	15
12	CERINA, Nikola	0-1	0-0	0-0	1-1	2	0	0	1	0	0	6
25	HILL, Greg	0-1	0-1	2-2	0-0	0	2	0	0	0	1	9
TEAM		2-2-4										
Totals		26-54	6-16	16-19	6-20	26	74	17	13	5	10	200

TOTAL FG%	1st Half: 13-30 43.3%	2nd Half: 13-24 54.2%	Game: 48.1%
3-Pt. FG%	1st Half: 2-8 25.0%	2nd Half: 4-8 50.0%	Game: 37.5%
F Throw %	1st Half: 4-5 80.0%	2nd Half: 12-14 85.7%	Game: 84.2%
Deadball Rbs:	1		

Officials: Brian Kersey, Brian Dorsey, Jim Haney
Technical fouls: TCU-None. BRADLEY-None.
Attendance: 1066

Score by Periods	1st	2nd	Total
TCU	32	42	74
Bradley	31	37	68

BRADLEY [4-1]

##	Player Name	FG	3FG	FT	RB	PF	TP	A	TO	BLK	S	MIN	
24	Warren, Andrew	f 8-13	3-4	5-6	4-6	10	1	24	2	4	0	37	
54	Egolf, Will	f 3-4	0-0	3-3	1-1	2	5	9	0	3	0	13	
01	Dunson, Dodie	g 3-9	0-3	4-4	3-1	4	0	10	3	2	0	29	
05	Maniscalco, Sam	g 3-9	2-7	2-3	2-3	5	2	10	3	0	0	35	
32	Simms-Edwards, D.	g 1-3	0-1	1-1	0-2	2	3	2	0	0	0	21	
04	Eastman, Jake	0-1	0-0	0-2	1-2	3	0	4	0	0	1	20	
25	Lemon Jr., Walt	4-9	0-1	2-2	0-1	4	10	0	2	1	2	19	
34	Knezevic, Milos	0-0	0-0	0-0	0-0	0	0	0	0	0	0	0+	
41	Thompson, Anthony	0-3	0-0	0-0	0-1	1	0	0	0	0	0	9	
44	Prosser, Jordan	1-2	0-0	0-2	0-5	3	2	0	1	0	0	17	
TEAM		1-2-3											
Totals		23-53	5-16	17-23	12-24	36	17	68	14	18	1	5	200

TOTAL FG%	1st Half: 11-20 55.0%	2nd Half: 12-33 36.4%	Game: 43.4%
3-Pt. FG%	1st Half: 2-5 40.0%	2nd Half: 3-11 27.3%	Game: 31.3%
F Throw %	1st Half: 7-12 58.3%	2nd Half: 10-11 90.9%	Game: 73.9%
Deadball Rbs:	4		

Points in the paint-TC 26, BRAD 20. **Points off turnovers**-TC 21, BRAD 14
2nd chance points-TC 0, BRAD 4. **Fast break points**-TC 9, BRAD 4.
Bench points-TC 23, BRAD 12. **Score tied**-6 times. **Lead changed**-10 times.
Last FG-TC 2nd-01:22, BRAD 2nd-00:04.
Largest lead-TC by 8 2nd-12:23, BRAD by 4 2nd-04:44.



UMASS 67, TCU 48
Springfield, Mass. (MassMutual Center)
Nov. 22, 2010

SPRINGFIELD, Mass.—TCU dropped a 67-48 decision to UMass in the Frogs' final game at the Hall of Fame Tip-Off Classic.

The Frogs struggled mightily on offense all evening against the Minutemen, making only 15-of-57 shots (29.8 percent), while the squad also turned the ball over a season-high 17 times. On the other end of the court, UMass attacked the paint all day long, outscoring the Frogs 38-24 in the paint.

Junior guard Ronnie Moss led TCU with 10 points, but he shot only 3-of-12 from the field. Freshman forward Amric Fields added nine points, while junior guards Hank Thorns and J.R. Cadot totaled seven points each. Cadot equaled the career-high rebounding total he set during Sunday's win against Bradley with a team-high eight boards.

TCU hung tough against the Minutemen early after a slow start that saw UMass run out to an early 10-2 lead. The Frogs scored 12 of the game's next 14 points to pull on top by two points, 14-12, including four points each by Thorns and Cadot. The game then quickly turned in UMass favor in the form of a 19-2 run. The Frogs were only able to muster a layup by junior guard Sammy Yeager in a stretch of six minutes. The Minutemen eventually built the lead to 17 points at 35-18 before senior guard Greg Hill finished the half with a TCU 3-pointer with only 34 seconds remaining.

UMASS [4-0]

##	Player Name	FG	3FG	FT	RB	PF	TP	A	TO	BLK	S	MIN
02	VINSON, Terrell	f 4-6	1-1	0-3	0-0	3	9	2	1	0	1	21
22	CARTER, Sampson	f 3-7	0-1	4-6	3-3	6	10	1	2	0	2	25
35	BAILEY, Hashim	c 0-0	0-0	0-0	1-5	2	0	2	1	0	0	17
11	CORREIA, Gary	g 2-5	2-3	0-0	1-2	3	0	6	2	1	0	19
12	GURLEY, Anthony	g 6-10	0-2	2-2	0-5	2	14	1	2	0	0	29
04	TRAYNHAM, Daryl	1-2	0-0	0-0	1-1	2	2	1	0	0	0	10
10	FARRELL, Javorn	5-10	0-1	2-2	2-2	4	12	0	3	1	3	26
13	LANG, Trey	0-0	0-0	0-0	0-1	0	0	0	0	0	0	1
20	COUTURE, Jordan	0-0	0-0	0-0	0-0	0	0	0	0	0	0	1
23	CARTER, Sean	1-2	0-0	0-2	1-2	2	2	0	0	1	0	14
24	RILEY, Freddie	4-12	1-5	1-2	1-1	2	10	1	1	0	1	22
34	PUTNEY, Raphael	1-2	0-1	0-1	0-1	1	2	1	2	2	1	6
50	HILL, Matt	0-1	0-1	0-0	0-1	0	0	0	0	0	0	9
TEAM		2-7-9										
Totals		27-57	4-15	9-18	12-31	43	18	67	11	13	4	200

TOTAL FG%	1st Half: 14-28 50.0%	2nd Half: 13-29 44.8%	Game: 47.4%
3-Pt. FG%	1st Half: 0-4 0.0%	2nd Half: 4-11 36.4%	Game: 26.7%
F Throw %	1st Half: 7-15 46.7%	2nd Half: 2-3 66.7%	Game: 50.0%
Deadball Rbs:	4, 1		

Officials: John Cahill, John Hughes, Kevin Ferguson,
Technical fouls: UMass-TRAYNHAM, Daryl. TCU-THORNS, Hank.
Attendance: 1512.

Score by Periods	1st	2nd	Total
UMass	35	32	67
TCU	21	27	48

TCU [3-2]

##	Player Name	FG	3FG	FT	RB	PF	TP	A	TO	BLK	S	MIN	
15	GACESA, Nikola	f 0-1	0-1	0-0	0-3	1	0	0	2	0	0	20	
33	GREEN, Garlon	f 1-4	0-1	0-0	0-0	3	2	1	1	1	0	20	
05	MOSS, Ronnie	g 3-12	0-3	4-6	0-0	3	10	2	7	0	1	31	
10	THORNS, Hank	g 2-8	1-4	2-2	2-2	4	2	7	1	2	0	28	
23	CADOT, J.R.	g 2-5	0-1	3-3	2-6	0	7	0	2	1	2	24	
01	RAY, Jarvis	2-4	0-0	0-1	0-0	1	4	0	0	0	0	9	
03	YEAGER, Sammy	2-6	0-3	0-1	0-0	3	4	0	0	0	0	20	
04	FIELDS, Amric	4-8	1-1	0-2	2-1	4	9	0	0	0	0	14	
12	CERINA, Nikola	0-3	0-1	2-2	2-6	3	2	1	2	0	0	20	
25	HILL, Greg	1-6	1-5	0-0	1-2	3	1	3	0	1	0	14	
TEAM		2-3-5											
Totals		17-57	3-20	11-17	11-23	34	21	48	5	17	2	5	200

TOTAL FG%	1st Half: 7-23 30.4%	2nd Half: 10-34 29.4%	Game: 29.8%
3-Pt. FG%	1st Half: 1-9 11.1%	2nd Half: 2-11 18.2%	Game: 15.0%
F Throw %	1st Half: 6-11 54.5%	2nd Half: 5-6 83.3%	Game: 64.7%
Deadball Rbs:	3		

Points in the paint-UMASS 38, TCU 24. **Points off turnovers**-UMASS 19, TCU 9.
2nd chance points-UMASS 11, TCU 2. **Fast break points**-UMASS 7, TCU 2.
Bench points-UMASS 28, TCU 22. **Score tied**-2 times. **Lead changed**-2 times.
Last FG-UMASS 2nd-03:12, TCU 2nd-04:00.
Largest lead-UMASS by 29 2nd-11:29, TCU by 2 1st-09:33.



TCU 79, HOUSTON 63
Fort Worth, Texas (Daniel-Meyer Coliseum)
Nov. 27, 2010

FORT WORTH—Three Frogs scored in double figures, and TCU earned its first victory over Houston since 2005 during a 79-63 victory over the Cougars at Daniel-Meyer Coliseum.

The Frogs snapped a two-game skid against the Cougars in grand style, recording their second-largest margin of victory ever against UH. TCU led by five points at intermission before putting the game out of reach early in the second half. The Frogs led by as many as 22 points late in the contest.

TCU jumped on top of the Cougars from the game's outset, building an eight-point advantage in the opening five minutes. The Frogs made five of their first six shots from the field, including a pair of baskets each by Green and junior guard Hank Thorns.

UH cut into TCU's lead with some successful long-range shooting. A 3-pointer by Adam Brown just under 11 minutes into the game gave the Cougars their only lead at 21-20, but the Frogs responded with a 6-0 run and never looked back.

TCU put the game away in the second half with a 12-2 run that pushed the lead to 16 points with just over 10 minutes remaining. The spurt featured a trio of Frog 3-pointers, once each from outside by Green and Moss and another inside with a foul on senior guard Sammy Yeager.

HOUSTON [4-2]

##	Player Name	FG	3FG	FT	RB	PF	TP	A	TO	BLK	S	MIN	
03	McNEIL, Maurice	f 2-4	0-0	2-4	1-5	6	1	3	0	0	1	18	
32	VAN SLYKE, Kirk	f 0-3	0-1	0-0	0-2	2	0	1	1	0	0	12	
02	NIXON, Zamal	g 4-9	2-5	0-0	1-1	2	10	3	4	1	0	29	
11	THIBODEAUX, Darian	g 1-5	1-3	0-0	1-2	2	3	0	0	0	1	29	
31	BROWN, Adam	g 5-9	4-6	0-2	0-2	2	14	0	1	0	0	28	
01	McLEAN, Mikhail	0-0	0-0	0-2	0-1	2	0	0	0	0	0	8	
05	HAYWOOD, Nick	0-0	0-0	4-5	0-0	0	4	1	1	0	0	9	
21	HARRIS, Alandise	5-11	1-2	1-3	1-4	5	12	0	2	1	0	25	
33	JOHNSON, Trumaine	1-5	0-2	0-0	2-2	3	2	4	3	0	0	18	
40	WASHINGTON, Kendrick	3-6	0-0	6-9	1-5	6	12	1	4	0	0	24	
TEAM		2-3-5											
Totals		21-52	8-19	13-25	9-25	34	21	63	11	19	2	2	200

TOTAL FG%	1st Half: 9-26 34.6%	2nd Half: 12-26 46.2%	Game: 40.4%
3-Pt. FG%	1st Half: 4-10 40.0%	2nd Half: 4-9 44.4%	Game: 42.1%
F Throw %	1st Half: 9-15 60.0%	2nd Half: 4-10 40.0%	Game: 52.0%
Deadball Rbs:	7, 1		

Officials: Scott Thornley, Kelly Self, Brad Ferrie.

2010-11 GAME-BY-GAME RECAPS



TCU 81, USC 69
 Fort Worth, Texas (Daniel-Meyer Coliseum)
 Nov. 29, 2010

FORT WORTH—TCU raced out to a seven-point first-half lead and never looked back, posting an 81-69 victory over USC at Daniel-Meyer Coliseum.

The win, the Frogs' first over a Pac-10 opponent since 2002, pushed the team's season record to 5-2 for the first time since 2004-05.

TCU continued its hot shooting this season at the DMC, making 50.8 percent of its attempts from the field. The squad entered the game combining to shoot 51.9 percent through its previous three home victories. At the same time, the Frogs were able to lock down the glass, gaining a 40-33 rebounding edge, its largest advantage this season.

TCU ran out to an early 13-6 lead in the opening 4:30 after a stretch highlighted by 3-pointers from Hank Thorns and Nikola Gacesa. Thorns added a traditional 3-point play to complete an 11-2 Frog spurt. USC fought back with a 9-1 run that gave the squad its only lead at 29-28 with 3:30 remaining in the first half. TCU responded with a 10-2 spurt of its own to end the period.

The Frogs scored the first seven points out of the locker room in the second half for a 14-point advantage. The two squads traded baskets from there, with USC climbing no closer than eight points the remainder of the game.

USC [4-4]

##	Player Name	FG	3FG	FT	RB	PF	TP	A	TO	BLK	S	MIN
01	Stephenson, Alex	f 7-9	0-0	0-5	4-6	10	3	14	0	0	1	28
05	Vucevic, Nikola	f 5-10	0-0	6-10	2-8	10	4	16	0	2	0	34
10	Jones, Maurice	g 3-11	0-4	2-4	0-1-1	1	8	4	4	0	3	30
15	Jones, Bryce	g 4-12	2-7	3-4	0-0-0	3	13	4	4	0	1	35
43	Simmons, Marcus	g 3-5	0-0	0-0	0-5-5	4	6	1	0	0	0	18
14	Smith, Donte	1-7	1-5	0-0	0-0-0	2	3	2	0	0	1	32
20	Strangis, Eric	0-0	0-0	0-0	0-0-0	0	0	0	0	0	0	0
33	Jackson, Garrett	4-6	1-1	0-0	3-0-3	2	9	4	0	0	1	23
TEAM		3-14										
Totals		27-60	4-17	11-23	12-21-33	19	69	15	10	1	7	200

TOTAL FG%	1st Half: 12-30 40.0%	2nd Half: 15-30 50.0%	Game: 45.0%
3-Pt. FG%	1st Half: 2-5 40.0%	2nd Half: 2-12 16.7%	Game: 23.5%
F Throw %	1st Half: 5-9 55.6%	2nd Half: 6-14 42.9%	Game: 47.8%

Officials: Larry Spaulding, Bill Kennedy, Ruben Ramos
Technical fouls: USC-None, TCU-None.
Attendance: 4076

Score by Periods	1st	2nd	Total
USC	31	38	69
TCU	38	43	81

TCU [5-2]

##	Player Name	FG	3FG	FT	RB	PF	TP	A	TO	BLK	S	MIN
15	GACESA, Nikola	f 5-8	2-2	0-0	3-4	7	3	12	2	1	1	30
33	GREEN, Garlon	f 4-7	0-3	2-2	1-4	5	4	10	1	2	0	25
05	MOSS, Ronnie	g 7-15	1-5	5-5	0-3-3	0	20	2	3	0	3	38
10	THORNS, Hank	g 4-9	1-3	3-3	0-2-2	3	12	8	5	0	0	27
23	CADOT, J.R.	g 3-3	0-0	3-3	3-1-4	4	9	0	0	0	0	20
01	RAY, Jarvis	0-1	0-0	0-2	0-1-1	0	0	1	0	0	0	8
03	YEAGER, Sammy	2-9	0-4	2-3	0-7-7	1	6	1	0	1	1	24
04	FIELDS, Amric	3-3	1-1	0-0	2-3-5	3	7	0	1	1	1	15
12	CERINA, Nikola	1-1	0-0	0-0	1-1-2	4	2	0	1	0	1	9
25	HILL, Greg	1-3	0-1	1-2	1-2-3	1	3	0	0	0	0	4
TEAM		0-1-1										
Totals		30-59	5-19	16-20	11-29-40	23	81	15	13	3	6	200

TOTAL FG%	1st Half: 14-31 45.2%	2nd Half: 16-28 57.1%	Game: 50.8%
3-Pt. FG%	1st Half: 3-13 23.1%	2nd Half: 2-6 33.3%	Game: 26.3%
F Throw %	1st Half: 7-9 77.8%	2nd Half: 9-11 81.8%	Game: 80.0%

Deadball Rbs: 1

Points in the paint-USC 40, TCU 48. **Points off turnovers-**USC 14, TCU 10.
2nd chance points-USC 16, TCU 8. **Fast break points-**USC 8, TCU 20.
Bench points-USC 12, TCU 18. **Score tied-**2 times. **Lead changed-**3 times.
Last FG-USC 2nd-00:23, TCU 2nd-00:16.
Largest lead-USC by 2 1st-19:32, TCU by 14 2nd-18:41.



TCU 78, PRAIRIE VIEW A&M 61
 Fort Worth, Texas (Daniel-Meyer Coliseum)
 Dec. 1, 2010

FORT WORTH—J.R. Cadot led TCU with career highs of 15 points and nine rebounds, and the Horned Frogs remained perfect at home this season with a 78-61 victory over Prairie View A&M. TCU improved to 6-2 overall for the first time since 2000-01 and moved to 5-0 at the DMC this season.

The Frogs shook off what little fatigue may have set in prior to their third game in five days, putting together another sharp offensive performance. Cadot led a balanced TCU attack featuring four players in double figures. The Bahamas native went a perfect 7-of-7 from the field and has now made 14 consecutive field goals dating back to the Nov. 27 over Houston. He is a sizzling 20-of-22 from the floor in TCU's five home games to date.

Cadot continued to boost his offensive numbers with strong play around the rim, as evidenced by three dunks and three layups, although he did add his first career 3-pointer in the first half. His nine boards matched the previous career high he set against Houston, and he has now led the Frogs on the glass in four of the last five games.

Cadot's strong shooting was typical of TCU's offensive performance at home this season. The Frogs shot 51.7 percent Wednesday, marking the fourth time in five games the squad has surpassed the 50.0 percent mark. Several easy baskets helped the Frogs' numbers, as 13 of the squad's points came in transition.

PRAIRIE VIEW A&M [1-8]

##	Player Name	FG	3FG	FT	RB	PF	TP	A	TO	BLK	S	MIN
23	BELL, Courtney	f 1-1	0-0	0-0	1-1-2	3	2	0	1	0	0	7
44	WALKER, Aron	c 1-2	0-0	2-2	0-2-2	0	4	0	0	0	0	18
01	WHERRY, Jeff	g 2-5	1-4	1-2	0-3-3	1	6	3	3	0	0	21
03	SIMPSON, Trant	g 3-10	2-4	0-0	0-3-3	1	8	3	3	0	1	27
41	MEADOWS, Tim	g 2-9	1-4	1-2	0-3-3	3	6	1	1	0	0	24
02	ROGERS, Beloved	1-6	1-3	0-0	0-2-2	1	3	0	2	0	1	16
05	SIGHTS, Chris	2-4	0-0	0-0	0-5-5	1	4	0	2	0	0	13
10	GRIFFIN, Michael	3-10	3-7	0-0	2-2-4	1	9	2	2	0	4	21
24	KORNEGAY, Duwan	4-7	0-1	0-0	2-3-5	1	8	1	0	1	0	27
32	CHAPMAN, Demondro	0-0	0-2	1-0-1	1	0	0	2	1	0	0	7
33	LEWIS, Kendall	0-0	0-0	0-0	0-0-0	1	0	0	0	0	0	2
34	WEBB, Brandon	5-9	0-0	1-1	4-2-6	3	11	1	2	1	0	17
TEAM		0-0-0										
Totals		24-64	8-23	5-9	10-26-36	17	61	11	18	3	6	200

TOTAL FG%	1st Half: 11-26 42.3%	2nd Half: 13-38 34.2%	Game: 37.5%
3-Pt. FG%	1st Half: 3-10 30.0%	2nd Half: 5-13 38.5%	Game: 34.8%
F Throw %	1st Half: 5-9 55.6%	2nd Half: 0-0 0.0%	Game: 55.6%

Officials: Bobby Vetkoetter, Gerry Pollard, Rick O'Neill.
Technical fouls: Prairie View A&M-None, TCU-None.
Attendance: 3524

Score by Periods	1st	2nd	Total
Prairie View A&M	30	31	61
TCU	42	36	78

TCU [6-2]

##	Player Name	FG	3FG	FT	RB	PF	TP	A	TO	BLK	S	MIN
15	GACESA, Nikola	f 1-3	1-1	1-2	1-4	5	1	4	0	2	1	25
33	GREEN, Garlon	f 6-10	0-2	0-0	1-2-3	2	12	2	2	0	2	22
05	MOSS, Ronnie	g 4-9	2-3	2-4	1-4-5	3	12	8	4	0	0	28
10	THORNS, Hank	g 4-8	3-4	1-2	0-2-2	1	12	2	2	0	1	26
23	CADOT, J.R.	g 7-7	1-1	0-1	4-5-9	0	15	1	0	2	0	25
01	RAY, Jarvis	1-5	0-2	2-4	0-3-3	3	4	0	4	0	0	17
03	YEAGER, Sammy	4-8	0-2	0-1	2-4-6	2	8	2	2	1	0	22
04	FIELDS, Amric	3-7	0-2	2-2	1-1-2	0	8	2	0	0	2	18
12	CERINA, Nikola	1-2	0-1	1-2	0-4-4	1	3	1	1	0	0	12
32	HUIE, Zach	0-0	0-0	0-1	0-0-0	0	0	0	0	0	0	2
34	KONE, Cheick	0-1	0-0	0-0	0-1-1	0	0	0	0	0	0	3
TEAM		0-1-1										
Totals		31-60	7-18	9-19	10-31-41	12	78	18	17	4	5	200

TOTAL FG%	1st Half: 16-31 51.6%	2nd Half: 15-29 51.7%	Game: 51.7%
3-Pt. FG%	1st Half: 5-11 45.5%	2nd Half: 2-7 28.6%	Game: 38.9%
F Throw %	1st Half: 5-12 41.7%	2nd Half: 4-7 57.1%	Game: 47.4%

Points in the paint-PVAM 24, TCU 37. **Points off turnovers-**PVAM 8, TCU 17.
2nd chance points-PVAM 6, TCU 12. **Fast break points-**PVAM 0, TCU 13.
Bench points-PVAM 35, TCU 23. **Score tied-**0 times. **Lead changed-**0 times.
Last FG-PVAM 2nd-00:00, TCU 2nd-00:05.
Largest lead-PVAM None, TCU by 24 2nd-03:52.



NORTHERN IOWA 64, TCU 60
 Fort Worth, Texas (Daniel-Meyer Coliseum)
 Dec. 4, 2010

FORT WORTH—TCU dropped a 64-60 decision to Northern Iowa Saturday, its first loss at Daniel-Meyer Coliseum.

The Frogs had three players finish the game with double figures in scoring, paced by Garlon Green with 14 points and a team-high seven rebounds. The Missouri City, Texas, native went a perfect 5-of-5 from the field, including 2-of-2 shooting from beyond the arc and a pair of free throws.

Sammy Yeager followed with 13 points, going 6-of-11 and pulling in six rebounds. With a perfect 6-of-6 day from the free throw line, senior forward Nikola Gacesa chipped in 12 points, while shooting 3-of-8 down low.

The Frogs had to fight back from deficits in both halves, cutting down a seven-point UNI lead with less than eight minutes remaining in the game. Yeager drove the lane for two-straight buckets and TCU made it a one-possession game with a stunning alley-oop dunk by J.R. Cadot. Gacesa capped an 8-3 run by the Frogs and knotted the game, 56-56, by nailing a pair of free throws with 3:23 left.

The Panthers would pull together after a timeout to go on a 5-0 run of their own to take a 61-56 advantage. With 22:9 left on the clock, Gacesa dropped in a shot to get back within three points, but UNI proved too strong in the end.

NORTHERN IOWA [4-2]

##	Player Name	FG	3FG	FT	RB	PF	TP	A	TO	BLK	S	MIN
20	Koch, Jake	f 2-6	0-1	4-5	2-7-9	1	8	2	1	2	0	32
32	O'Rear, Lucas	f 4-7	0-0	1-2	1-4-5	1	9	3	1	0	0	32
11	Ahelegbe, Kwadzo	g 8-13	3-4	6-9	0-2-2	3	25	2	4	0	2	36
13	Moran, Johnny	g 4-10	1-7	1-2	0-3-3	1	10	3	1	0	0	37
52	James, Anthony	g 3-7	1-3	2-4	0-2-2	2	9	3	1	0	4	32
04	Rank, Chip	0-0	0-0	0-0	0-1-1	2	0	0	0	0	0	3
21	Morrison, Matt	0-0	0-0	0-0	0-0-0	0	0	0	0	0	0	3
23	Sonnen, Marc	1-2	1-2	0-0	0-0-0	3	3	0	0	0	0	12
33	Pehl, Austin	0-2	0-0	0-0	0-4-4	2	0	0	0	1	0	8
TEAM		1-0-1										
Totals		22-47	6-17	14-22	4-23-27	15	64	13	8	3	6	200

TOTAL FG%	1st Half: 11-24 45.8%	2nd Half: 11-23 47.8%	Game: 46.8%
3-Pt. FG%	1st Half: 4-9 44.4%	2nd Half: 2-8 25.0%	Game: 35.3%
F Throw %	1st Half: 2-2 100%	2nd Half: 12-20 60.0%	Game: 63.6%

Officials: Tom O'Neill, David Hall, Bobby Vetkoetter.
Technical fouls: Northern Iowa-None, TCU-CADOT, J.R.
Attendance: 4022.

Score by Periods	1st	2nd	Total
Northern Iowa	28	36	64
TCU	26	34	60

2010-11 GAME-BY-GAME RECAPS



TCU 81, TEXAS TECH 77
Lubbock, Texas (United Spirit Arena)
Dec. 8, 2010

LUBBOCK, Texas—Sammy Yeager scored a career-high 22 points, and TCU hit the offensive glass with some serious purpose during an 81-77 victory over Texas Tech.

The Frogs trailed by four points at halftime, 36-32, before erupting for 49 points in the second period. TCU dominated the boards during the game, outpacing the Red Raiders by a 48-34 margin in rebounds. Included in the total were 23 offensive boards, including 13 in the second half.

The Frogs trailed by eight points early in the second half before rallying with 22 of the game's next 26 points. TCU locked down on defense, holding Tech to only one field goal during a stretch of more than eight minutes.

The Frogs extended their lead to 13 points with 9:09 remaining on a jumper by Garlon Green, but the Red Raiders did not fold. The squad slowly chipped away at the lead, with the help of a strong performance at the free-throw line (23-of-24).

The game's final minute ended in a flurry after Tech was able to cut the lead to only one point, 78-77, with 21 seconds remaining. But a couple missed Tech shots, along with two late clutch free throws by Ronnie Moss, held the Red Raiders at bay.

TCU [7-3]

## Player Name	FG	3FG	FT	RB	PF	TP	A	TO	BLK	S	MIN
15 GACESA, Nikola	f 1-4	0-1	0-0	0-1	0	2	0	0	0	0	15
33 GREEN, Garlon	f 4-10	0-1	4-8	3-4	4	12	1	4	0	1	27
05 MOSS, Ronnie	g 6-16	1-6	3-6	1-4	5	16	3	1	0	0	34
10 THORNS, Hank	g 2-9	1-5	2-2	2-1	3	7	6	4	0	0	33
23 CADOT, J.R.	g 3-6	0-0	5-6	5-5	10	4	11	1	0	0	32
03 YEAGER, Sammy	g 9-15	3-4	1-1	3-6	9	2	22	2	1	3	28
04 FIELDS, Amric	0-3	0-0	0-0	1-0	1	3	0	1	0	1	8
12 CERINA, Nikola	5-6	0-0	1-2	3-3	6	2	11	0	3	1	23
TEAM	5-16										
Totals	30-69	5-17	16-25	23-25	48	22	81	13	14	4	6 200

TOTAL FG%	1st Half: 12-32 37.5%	2nd Half: 18-37 48.6%	Game: 43.5%
3-Pt. FG%	1st Half: 2-9 22.2%	2nd Half: 3-8 37.5%	Game: 29.4%
F Throw %	1st Half: 6-8 75.0%	2nd Half: 10-17 58.8%	Game: 64.0%
Deadball Rbs: 4			

Officials: Rick Hartzell, Hal Lusk, Larry Spaulding.
Technical fouls: TCU-MOSS, Ronnie. Texas Tech-None.
Attendance: 9113.

Score by Periods	1st	2nd	Total
TCU	32	49	81
Texas Tech	36	41	77

TEXAS TECH [5-5]

## Player Name	FG	3FG	FT	RB	PF	TP	A	TO	BLK	S	MIN
05 Roberts, D'walyn	f 4-5	0-0	0-0	4-3	7	3	8	0	1	3	1 25
32 Singletary, Mike	f 7-13	1-5	4-4	1-3	4	3	19	2	0	0	1 38
15 Lewandowski, Robert	c 3-11	0-0	4-4	3-3	6	2	10	1	1	1	1 30
01 Reese, Brad	g 6-14	0-3	4-4	2-3	5	2	16	2	2	3	3 33
21 Roberson, John	g 1-11	1-6	8-8	0-3	3	11	7	2	0	1	1 37
02 Davis, Mike	3-3	0-0	0-0	0-0	1	6	0	0	0	1	1 14
10 Dunn, Wally	0-1	0-1	2-2	1-0	1	0	2	0	1	0	0 3
25 Tairu, David	2-6	0-1	0-0	1-2	3	4	4	0	2	0	0 12
30 Crockett, Jaye	0-1	0-0	1-2	0-3	2	1	0	1	1	0	0 4
31 Cooper, Paul	0-0	0-0	0-0	0-1	1	0	0	0	1	0	0 4
TEAM	1-0-1										
Totals	26-65	2-16	23-24	13-21	34	21	77	12	10	9	8 200

TOTAL FG%	1st Half: 13-31 41.9%	2nd Half: 13-34 38.2%	Game: 40.0%
3-Pt. FG%	1st Half: 1-7 14.3%	2nd Half: 1-9 11.1%	Game: 12.5%
F Throw %	1st Half: 9-9 100%	2nd Half: 14-15 93.3%	Game: 95.8%
Deadball Rbs: 2			

Points in the paint-TC 44, TT 42. **Points off turnovers**-TC 16, TT 18.
2nd chance points-TC 19, TT 15. **Fast break points**-TC 11, TT 8.
Bench points-TC 33, TT 13. **Score tied**-2 times. **Lead changed**-5 times.
Last FG-TC 2nd-01:43, TT 2nd-00:21.
Largest lead-TC by 13 2nd-09:09, TT by 8 1st-07:46.



NEBRASKA 70, TCU 56
Lincoln, Neb. (Devaney Center)
Dec. 11, 2010

LINCOLN, Neb.—Nebraska used a strong second-half run to pull away from TCU late during a 70-56 Frog road loss.

A basket and free throw by Ronnie Moss with 12:40 remaining gave the Frogs a one point lead, 42-41, but the advantage would prove to be short lived. Nebraska responded with a 13-0 run, highlighted by back-to-back 3-pointers by guards Eshaunte Jones and Lance Jeter, to pull away with the victory. The Huskers excelled from 3-point range throughout the afternoon, making 10-of-17 shots from beyond the arc.

Two Frogs scored in double figures, including Moss, who had a team-high 14 points on 5-of-11 shooting. Moss also led the squad with five rebounds, while Hank Thorns totaled game highs with four assists and three steals. Garlon Green notched 13 points on 5-of-10 shooting, including a 3-for-4 effort from beyond the arc, while Sammy Yeager added nine points.

As a team, TCU shot only 37.9 percent (22-of-58) from the field, including only 30.3 percent in the first half. The squad did match a season high with 11 3-pointers, although it also took a season-high 28 attempts, eight more than its previous high.

Nebraska did a nice job of using a noticeable size advantage, ending a five-game streak where TCU had outrebounded its opponents.

TCU [7-4]

## Player Name	FG	3FG	FT	RB	PF	TP	A	TO	BLK	S	MIN
15 GACESA, Nikola	f 3-8	0-2	0-1	0-2	3	6	1	1	0	1	26
33 GREEN, Garlon	f 5-10	3-4	0-0	1-3	2	13	2	1	0	2	30
05 MOSS, Ronnie	g 5-11	3-7	1-2	0-5	2	14	3	4	0	1	31
10 THORNS, Hank	g 3-7	2-6	0-0	0-1	1	8	4	3	0	3	35
23 CADOT, J.R.	g 3-5	0-1	0-2	2-1	1	6	2	0	0	0	30
03 YEAGER, Sammy	3-12	3-8	0-0	1-0	1	9	0	2	1	1	24
04 FIELDS, Amric	0-2	0-0	0-0	1-2	2	0	1	1	0	0	13
12 CERINA, Nikola	0-3	0-0	0-0	2-1	3	0	0	0	0	1	11
TEAM	2-2-4										
Totals	22-58	11-28	1-5	9-17	26	15	56	13	13	1	9 200

TOTAL FG%	1st Half: 10-33 30.3%	2nd Half: 12-25 48.0%	Game: 37.9%
3-Pt. FG%	1st Half: 4-15 26.7%	2nd Half: 7-13 53.8%	Game: 39.3%
F Throw %	1st Half: 0-1 0.0%	2nd Half: 1-4 25.0%	Game: 20.0%
Deadball Rbs: 1			

Officials: Scott Thornley, Brad Ferrie, Greg Rennegarbe.
Technical fouls: TCU-None. Nebraska-None.
Attendance: 8057

Score by Periods	1st	2nd	Total
TCU	24	32	56
Nebraska	33	37	70

NEBRASKA [8-2]

## Player Name	FG	3FG	FT	RB	PF	TP	A	TO	BLK	S	MIN
13 Ubel, Brandon	f 1-5	0-1	3-4	2-3	5	1	5	0	1	0	0 18
21 Diaz, Jorge Brian	c 6-10	0-0	1-1	3-9	12	2	13	0	3	3	0 27
03 Richardson, Brandon	g 1-2	1-2	0-0	0-2	0	3	2	2	0	1	21
25 Walker, Caleb	g 0-2	0-1	2-2	1-0	1	0	2	0	2	0	0 15
34 Jeter, Lance	g 6-9	3-4	0-0	0-4	2	15	2	1	0	1	31
00 McCray, Toney	4-6	4-4	3-4	1-9	10	3	15	1	2	0	2 23
01 Jones, Eshaunte	1-5	1-3	0-0	0-0	0	3	1	1	0	0	11
15 Gallegos, Ray	1-3	0-1	0-0	0-1	2	2	1	0	0	1	16
31 Beranek, Drake	2-3	1-1	3-4	0-0	0	1	8	1	1	0	0 27
32 Almeida, Andre	2-3	0-0	0-0	0-2	3	4	1	4	0	0	11
TEAM	1-0-1										
Totals	24-48	10-17	12-15	8-30	38	14	70	9	17	3	5 200

TOTAL FG%	1st Half: 12-27 44.4%	2nd Half: 12-21 57.1%	Game: 50.0%
3-Pt. FG%	1st Half: 5-9 55.6%	2nd Half: 5-8 62.5%	Game: 58.8%
F Throw %	1st Half: 4-5 80.0%	2nd Half: 8-10 80.0%	Game: 80.0%
Deadball Rbs: 2			

Points in the paint-TC 20, NU 24. **Points off turnovers**-TC 19, NU 12.
2nd chance points-TC 8, NU 9. **Fast break points**-TC 4, NU 4.
Bench points-TC 9, NU 32. **Score tied**-7 times. **Lead changed**-7 times.
Last FG-TC 2nd-00:05, NU 2nd-03:04.
Largest lead-TC by 3 2nd-16:18, NU by 16 2nd-03:04.



TCU 96, NORTHWESTERN STATE 79
Fort Worth, Texas (Daniel-Meyer Coliseum)
Dec. 21, 2010

FORT WORTH—Ronnie Moss and Garlon Green both broke 20 points, and TCU continued its home success with a 96-79 win over Northwestern State.

Moss and Green led a strong second-half TCU scoring surge, as the squad pulled away after halftime with 56 points in the final frame. The Frogs ended the game shooting a sizzling 57.1 percent from the field, marking the fifth time in seven home games that TCU has topped 50 percent shooting.

Moss scored a game- and season-high 22 points. He went a career-best 11-of-11 at the free-throw line, tying the third-best individual performance at the stripe in school history. Overall, TCU made 25-of-32 free-throw attempts, setting season highs in both categories.

Green added a career-best 21 points for his first career 20-point effort. He went 6-of-9 from the field and 7-of-10 at the line while pulling down seven rebounds. Green totaled 17 points in the second half alone.

J.R. Cadot also continued to thrive at the DMC, tying his career high with 15 points on a perfect 6-of-6 effort from the floor. Cadot has now made 21 straight field-goal attempts at home dating back to the Nov. 27 win over Houston. He added four assists and a team-best three steals.

NORTHWESTERN STATE [8-4]

## Player Name	FG	3FG	FT	RB	PF	TP	A	TO	BLK	S	MIN
33 Hulbin, James	f 0-3	0-0	0-0	0-3	3	0	0	2	0	0	15
35 Evans, O.J.	c 3-3	0-0	0-0	1-0	1	0	6	1	1	0	9
00 Davis, Shamir	g 6-8	2-3	1-1	0-0	2	15	3	3	0	0	30
22 Ellis, Louis	g 7-11	4-6	0-0	0-4	2	18	5	1	0	0	25
44 Stewart, Gary	g 1-2	0-1	2-2	0-0	3	4	2	1	1	0	12
02 Washington, Tyler	0-3	0-2	1-2	0-0	0	1	1	0	0	0	9
05 McConathy, Logan	0-1	0-1	0-0	1-0	1	2	0	1	1	0	13
10 Robinson, Patrick	0-1	0-1	0-0	0-0	5	0	0	1	0	1	10
11 Baker, Devon	2-13	1-7	5-5	0-0	4	10	2	2	0	3	22
15 Pratt, Will	7-12	0-0	5-9	4-3	7	19	0	5	0	0	26
42 Mosley, William	2-3	0-0	2-7	2-1	3	4	6	3	1	2	29
TEAM	0-3-3										
Totals	28-60	7-21	16-26	8-14	22	79	18	18	3	6	200

TOTAL FG%	1st Half: 12-29 41.4%	2nd Half: 16-31 51.6%	Game: 46.7%
3-Pt. FG%	1st Half: 1-6 16.7%	2nd Half: 6-15 40.0%	Game: 33.3%
F Throw %	1st Half: 8-10 80.0%	2nd Half: 8-16 50.0%	Game: 61.5%
Deadball Rbs: 5			

Officials: Dan Chrisman, Eric Curry, Brad Ferrie.
Technical fouls: Northwestern State-Pratt, Will. TCU-MOSS, Ronnie.
Attendance: 3636

Score by Periods	1st	2nd	Total
Northwestern State	33	46	79
TCU	40	56	96

TCU [8-4]

## Player Name	FG	3FG	FT	RB	PF	TP	A	TO	BLK	S	MIN
15 GACESA, Nikola	f 2-3	0-0	2-4	2-6	8	2	6	1	1	0	0 24
33 GREEN, Garlon	f 6-9	2-2	7-10	2-5	7	1	21	1	3	1	0 29
05 MOSS, Ronnie	g 5-14	1-5	11-11	0-0	5	22	5	6	0	1	33
10 THORNS, Hank	g 5-5	2-2	0-0	0-0	1	12	4	1	0	0	12
23 CADOT, J.R.	g 6-6	0-0	3-3	3-3	6						

2010-11 GAME-BY-GAME RECAPS



TCU 99, CHICAGO STATE 72

Fort Worth, Texas (Daniel-Meyer Coliseum)
Dec. 28, 2010

FORT WORTH—Amric Fields and J.R. Cadot both scored career highs to lead TCU to a 99-72 victory over Chicago State. The Frogs remained hot from the field at home, shooting 50 percent from the floor for the sixth time in eight games at the DMC.

The Frogs were solid on the offensive end again, making 35-of-61 (57.4 percent) shots, including 12-of-22 (54.5 percent) from 3-point range. The squad also totaled a season-high 25 assists on its 35 buckets.

Fields put together the Frogs' highest scoring game this season with a career-best 26 points on 9-of-12 shooting. The performance marked his first game with 20 or more points, breaking his previous high of 18. Fields went 3-of-4 from beyond the arc while helping TCU shoot a blistering 62.5 percent from the field in the final period.

Cadot continued his strong play at home with his second double-double of the year. The Bahamas native scored 19 points on 9-of-12 shooting while adding a game-high 10 rebounds, including four on the offensive end. Garlon Green and Sammy Yeager also had solid games. Green made 5-of-7 shots while scoring 16 points, and Yeager totaled 15 points and a career-high eight assists. The pair combined for five of TCU's 12 treys, the team's highest total in nearly a year since a Jan. 16, 2010 setback at San Diego State. Green has made 10 of his last 13 attempts from beyond the arc.

CHICAGO STATE [3-13]

##	Player Name	FG	3FG	FT	RB	PF	TP	A	TO	BLK	S	MIN
21	MONTGOMERY, Carl	f 10-18	0-0	10-14	2-3-5	3	30	2	3	2	1	35
44	KIELBASA, Pawel	c 1-1	0-0	0-0	0-2-2	3	2	0	1	0	0	11
11	SIMMONS, Ardarius	g 1-4	0-0	4-4	0-4-4	2	6	1	2	0	0	25
24	LOFTON, Antonio	g 1-5	0-0	3-6	0-1-1	4	5	2	4	0	1	25
25	SEALS, Archie	g 1-4	0-1	0-0	1-1-2	1	2	5	3	0	2	19
01	SCOTT, Victor	3-11	0-6	1-2	1-3-4	3	7	2	0	0	0	27
02	MARTIN, Steve	0-0	0-0	0-0	0-0-0	0	0	0	0	0	0	2
10	HILL, Joe	1-2	1-2	0-0	0-1-1	0	3	0	0	0	0	5
15	MONTGOMERY, J.	1-2	0-1	0-0	1-1-2	2	2	1	0	0	0	11
20	WALL, Christian	4-7	1-1	0-0	1-2-3	3	9	3	2	0	0	20
34	UKAIGWE, Quincy	1-1	0-0	0-0	0-0-0	0	2	0	0	0	0	2
35	MARTIN, Hajji	1-4	0-0	2-2	2-3-5	2	4	1	1	0	1	18
	TEAM				1-1-2							
Totals		25-59	2-11	20-28	9-22-31	23	72	17	16	2	5	200

TOTAL FG%	1st Half: 12-31 38.7%	2nd Half: 13-28 46.4%	Game: 42.4%
3-Pt. FG%	1st Half: 1-5 20.0%	2nd Half: 1-6 16.7%	Game: 18.2%
F Throw %	1st Half: 7-8 87.5%	2nd Half: 13-20 65.0%	Game: 71.4%

Deadball Rbs: 3

Officials: David Hall, Randy McCall, Tom O'Neill

Technical fouls: Chicago State-LOFTON, Antonio; SCOTT, Victor, TCU-MOSS, Ronnie; CADOT, J.R.

Attendance: 3670

Score by Periods	1st	2nd	Total
Chicago State	32	40	72
TCU	47	52	99

TCU [9-4]

##	Player Name	FG	3FG	FT	RB	PF	TP	A	TO	BLK	S	MIN
04	FIELDS, Amric	f 9-12	3-4	5-5	1-3-4	4	26	1	1	1	1	22
15	GACESA, Nikola	f 2-5	0-0	2-2	2-5-7	1	6	0	0	1	2	29
33	GREEN, Garlon	f 5-7	3-4	3-4	0-3-3	4	16	3	1	0	1	26
03	YEAGER, Sammy	g 4-9	2-5	5-9	0-6-6	1	15	8	4	0	3	27
05	MOSS, Ronnie	g 3-6	2-4	1-2	0-1-1	4	9	7	4	0	1	24
01	RAY, Jarvis	0-2	0-1	0-0	0-3-3	3	0	1	1	0	0	11
02	PRICE, Zack	0-0	0-0	0-0	0-1-1	0	0	0	0	0	0	2
12	CERINA, Nikola	0-2	0-0	0-0	0-1-1	3	0	1	0	0	0	9
23	CADOT, J.R.	9-12	0-0	1-2	4-6-10	4	19	1	1	0	1	27
24	MONTIGEL, Thomas	0-0	0-0	0-0	0-0-0	0	0	0	0	0	0	2
25	HILL, Greg	3-5	2-4	0-0	0-0-0	0	8	3	1	0	2	15
31	BAVCEVIC, Marin	0-0	0-0	0-0	0-0-0	0	0	0	0	0	0	2
32	HUIE, Zach	0-0	0-0	0-0	0-0-0	0	0	0	0	0	0	2
34	KONE, Cheick	0-1	0-0	0-0	0-0-0	0	0	0	0	0	0	2
	TEAM				1-1-2							
Totals		35-61	12-22	17-24	8-30-38	24	99	25	15	2	11	200

TOTAL FG%	1st Half: 15-29 51.7%	2nd Half: 20-32 62.5%	Game: 57.4%
3-Pt. FG%	1st Half: 6-10 60.0%	2nd Half: 6-12 50.0%	Game: 54.5%
F Throw %	1st Half: 11-17 64.7%	2nd Half: 6-7 85.7%	Game: 70.8%

Deadball Rbs: 3

Points in the paint-CHIST 34,TC 40. **Points off turnovers-**CHIST 16,TC 17.

2nd chance points-CHIST 14,TC 13. **Fast break points-**CHIST 10,TC 14.

Bench points-CHIST 27,TC 27. **Score tied-**0 times. **Lead changed-**1 time.

Last FG-CHIST 2nd-00:08, TC 2nd-02:01.

Largest lead-CHIST by 4 1st-18:25, TC by 32 2nd-02:00.



TULSA 69, TCU 66

Tulsa, Okla. (Reynolds Center)
Dec. 30, 2010

TULSA, Okla.—TCU erased a double-figure deficit in the second half, but a couple key 3-pointers late by Tulsa proved too much during a 69-66 Horned Frog setback.

Nikola Gacesa gave TCU a two-point edge on a big 3-pointer with 2:15 remaining before Tulsa took control of the contest. A 10-2 Hurricane run followed, highlighted by 3-pointers from guards Justin Hurrst and Scottie Haralson and a pair of 2-for-2 efforts at the free-throw line by Hurrst. Hurrst's final trip to the line gave Tulsa a six-point edge with only 26 seconds remaining.

Sammy Yeager followed with a trey of his own to cut the deficit to a single possession with 22 seconds left, but Tulsa iced the win at the line with a perfect 6-of-6 showing down the stretch.

Ronnie Moss once again led TCU in scoring with 19 points. He went 6-of-19 from the field and 6-of-6 at the free-throw line and now is only four points shy of becoming the 30th member of TCU's 1,000-point club.

Greg Hill posted his best outing of the season with 12 points. He went 3-of-4 from beyond the arc, including one that gave the Frogs their largest lead of the game of three points with 5:25 remaining. J.R. Cadot totaled six points and a team-high six rebounds.

TCU [9-5]

##	Player Name	FG	3FG	FT	RB	PF	TP	A	TO	BLK	S	MIN
15	GACESA, Nikola	f 3-5	1-1	0-0	1-3-4	2	7	0	0	0	0	30
33	GREEN, Garlon	f 1-5	0-2	3-4	0-5-5	4	5	1	1	0	0	27
03	YEAGER, Sammy	g 3-12	1-4	2-2	2-2-4	5	9	0	0	1	24	
05	MOSS, Ronnie	g 6-19	1-5	6-6	1-2-3	1	19	3	3	0	1	33
23	CADOT, J.R.	g 3-6	0-0	0-0	3-3-6	2	6	1	0	0	1	17
04	FIELDS, Amric	1-5	0-1	0-0	1-4-5	0	2	0	0	1	0	23
10	THORNS, Hank	1-5	0-2	1-2	1-3-4	1	3	1	0	0	2	13
12	CERINA, Nikola	1-1	0-0	1-1	1-2-3	1	3	1	1	0	0	20
25	HILL, Greg	3-4	3-4	3-5	0-2-2	2	12	0	0	0	0	13
	TEAM				2-2-4							
Totals		22-62	6-19	16-20	12-28-40	18	66	7	5	1	5	200

TOTAL FG%	1st Half: 9-30 30.0%	2nd Half: 13-32 40.6%	Game: 35.5%
3-Pt. FG%	1st Half: 2-7 28.6%	2nd Half: 4-12 33.3%	Game: 31.6%
F Throw %	1st Half: 5-6 83.3%	2nd Half: 11-14 78.6%	Game: 80.0%

Deadball Rbs: 2

Officials: John Higgins, Kelly Self, Gerry Pollard

Technical fouls: TCU-None, Tulsa-None.

Attendance: 5143

Score by Periods	1st	2nd	Total
TCU	25	41	66
Tulsa	25	44	69

TULSA [7-6]

##	Player Name	FG	3FG	FT	RB	PF	TP	A	TO	BLK	S	MIN
11	IDLET, Steven	f 7-13	0-0	8-11	1-13-14	3	22	1	0	1	0	35
35	MAGLEY, D.J.	f 2-4	0-0	1-1	4-2-6	5	5	2	0	1	0	16
00	POPE, Bryson	g 1-10	0-2	0-2	1-5-6	3	2	4	6	1	0	35
15	HURTT, Justin	g 7-19	3-7	6-6	1-6-7	2	23	2	2	0	0	37
30	HARALSON, Scottie	g 5-11	4-9	2-2	1-1-2	1	16	3	0	1	0	35
04	HEIRMAN, Shane	0-0	0-0	0-0	0-0-0	0	0	0	0	0	0	3
05	PEETE, Tim	0-4	0-2	0-0	0-0-0	0	0	1	0	0	0	8
23	BARUTI, Blodny	0-0	0-0	0-0	0-0-0	0	0	0	0	0	0	3
32	MADUKA, Kodi	0-1	0-0	0-0	0-1-1	3	0	0	0	0	0	5
33	RICHARD, Joe	0-0	0-0	1-2	3-2-5	1	1	0	0	0	1	23
	TEAM				5-0-5							
Totals		22-62	7-20	18-24	16-30-46	18	69	13	8	4	1	200

TOTAL FG%	1st Half: 9-34 26.5%	2nd Half: 13-28 46.4%	Game: 35.5%
3-Pt. FG%	1st Half: 4-14 28.6%	2nd Half: 3-6 50.0%	Game: 35.0%
F Throw %	1st Half: 3-6 50.0%	2nd Half: 15-18 83.3%	Game: 75.0%

Deadball Rbs: 2

Points in the paint-TC 24,TLS 22. **Points off turnovers-**TC 9,TLS 2.

2nd chance points-TC 16,TLS 14. **Fast break points-**TC 4,TLS 3.

Bench points-TC 20,TLS 1. **Score tied-**8 times. **Lead changed-**6 times.

Last FG-TC 2nd-00:01, TLS 2nd-01:02.

Largest lead-TC by 3 2nd-05:26, TLS by 10 2nd-14:31.



RICE 70, TCU 61

Houston, Texas (Autry Court)
Jan. 2, 2011

HOUSTON—Hank Thorns set a career best with 18 points and dished out a game-high eight assists, but TCU was unable to hold a double-digit first-half lead during a 70-61 road setback to Rice.

Playing in its final non-conference game of the season, TCU found itself short-handed while playing without leading scorer Ronnie Moss, who suffered an injury during the Frogs' loss at Tulsa. Despite Moss' absence, TCU still managed to jump out to an early 10-point lead in the game's opening six minutes. Rice rallied to tie the contest at the half, then scored the first 11 points to start the second period. TCU cut the lead to as few as four points three different times, but each time was turned back by Rice.

Thorns led the way for TCU by making 7-of-11 shots in 36 minutes of action. Greg Hill posted his second-straight double-figure performance with 12 points, while he added a season-high five rebounds. Garlon Green hit a trio of 3-pointers on his way to scoring 11 points, while J.R. Cadot led TCU on the glass with six rebounds.

TCU shot 48.9 percent from the field, including 54.5 percent in the first half, and held the Owls to only 42.9 percent shooting. Despite being outshot, the Owls were able to force 16 Frog turnovers that resulted in 20 points while going 26-of-30 at the free-throw line. TCU managed only an 8-of-15 showing at the stripe.

TCU [9-6]

##	Player Name	FG	3FG	FT	RB	PF	TP	A	TO	BLK	S	MIN
15	GACESA, Nikola	f 0-2	0-0	0-0	1-2-3	1	0	1	1	0	0	27
33	GREEN, Garlon	f 4-11	3-8	0-0	0-1-1	5	11	2	4	1	1	30
03	YEAGER, Sammy	g 3-6	1-2	0-0	0-1-1	2	7	1	2	0	1	20
10	THORNS, Hank	g 7-11	1-4	3-4	0-2-2	1	18	8	4	0	1	36
23	CADOT, J.R.	g 2-2	0-0									

2010-11 GAME-BY-GAME RECAPS



#6/6 SAN DIEGO STATE 66, TCU 53
Fort Worth, Texas (Daniel-Meyer Coliseum)
Jan. 5, 2011

FORT WORTH—TCU suffered only its second home loss of the season to No. 6 San Diego State, 66-53. The Frogs trailed by only three points at intermission before the Aztecs took control early in the second half.

Ronnie Moss' fourth point of the night put him over 1,000 for his career, as he became only the fifth player in program history to total 1,000 points and 300 assists. He joined Darrell Browder (1979-82), Jeff Jacobs (1993-96), Mike Jones (1996-98) and Corey Santee (2001-04) in the exclusive club.

TCU kept the Aztecs at bay in the opening period, leading by as many as six points and trailing by only three at the half, 29-26. SDSU took control in the second period, outscoring the Frogs 20-5 in the opening six minutes to grab a 49-31 edge. TCU was unable to climb within single digits for the remainder of the game, cutting the lead to 11 in the game's final minutes.

The Aztecs showed their strength inside, posting a 44-24 advantage in points in the paint. The Frogs were able to stay in the game in the first half in part because they were able to protect the ball, although the tide turned in the second half. TCU posted nine of their 12 turnovers in the second period, as SDSU outscored the Frogs 23-13 in points off miscues for the contest.

SAN DIEGO STATE [16-0; 1-0 MWC]

##	Player Name	FG	3FG	FT	RB	PF	TP	A	TO	BLK	S	MIN	
04	THOMAS, Malcolm	f 8-10	0-1	2-2	3-7	10	2	18	2	1	2	31	
15	LEONARD, Kawhi	f 7-13	0-3	0-0	3-8	11	3	14	2	4	0	25	
32	WHITE, Billy	f 1-4	0-0	2-4	1-1	2	1	4	2	0	1	28	
22	TAPLEY, Chase	g 5-12	2-7	0-0	0-1	1	12	4	1	1	1	31	
23	GAY, D.J.	g 2-9	0-5	0-0	0-3	3	0	4	6	2	0	24	
05	CARLWELL, Brian	4-6	0-0	0-0	3-3	6	1	8	0	0	0	9	
10	SHELTON, Tim	0-0	0-0	0-0	0-0	1	0	0	0	0	0	9	
11	RAHON, James	2-7	2-5	0-0	1-0	2	6	0	1	1	0	20	
21	FRANKLIN, Jamaal	0-1	0-0	0-0	0-2	0	0	1	0	0	0	4	
42	CHERIE, Mehdi	0-3	0-1	0-0	2-0	2	1	0	0	0	0	3	
TEAM					0-0								
Totals		29-65	4-22	4-6	13-25	38	12	66	17	9	5	8	200

TOTAL FG%	1st Half: 13-32 40.6%	2nd Half: 16-33 48.5%	Game: 44.6%
3-Pt. FG%	1st Half: 3-13 23.1%	2nd Half: 1-9 11.1%	Game: 18.2%
F Throw %	1st Half: 0-2 0.0%	2nd Half: 4-4 100%	Game: 66.7%
Deadball Rbs:	1		

Officials: David Hall, Eric Curry, Kelly Self.
Technical fouls: San Diego State-None. TCU-None.
Attendance: 4287

Score by Periods	1st	2nd	Total
San Diego State	29	37	66
TCU	26	27	53

TCU [9-7; 0-1 MWC]

##	Player Name	FG	3FG	FT	RB	PF	TP	A	TO	BLK	S	MIN
15	GACESA, Nikola	f 0-3	0-0	0-0	1-1	2	0	1	1	0	0	12
33	GREEN, Garlon	f 5-12	3-5	0-0	0-8	2	13	3	0	1	0	33
05	MOSS, Ronnie	g 5-15	1-7	0-0	0-3	1	11	4	6	0	0	33
10	THORNS, Hank	g 3-9	1-3	2-2	0-4	0	9	1	2	0	1	33
23	CADOT, J.R.	g 2-5	0-0	3-4	10-12	4	7	1	1	0	0	26
03	YEAGER, Sammy	0-2	0-2	0-0	0-1	0	0	1	0	0	0	19
04	FIELDS, Amric	0-1	0-1	1-2	0-0	3	1	0	0	0	0	7
12	CERINA, Nikola	5-6	0-1	2-4	0-3	3	12	0	0	0	1	26
25	HILL, Greg	0-2	0-2	0-0	0-1	2	0	0	2	0	0	11
TEAM					0-1							
Totals		20-55	5-21	8-12	11-24	35	53	11	12	1	3	200

TOTAL FG%	1st Half: 11-33 33.3%	2nd Half: 9-22 40.9%	Game: 36.4%
3-Pt. FG%	1st Half: 1-10 10.0%	2nd Half: 4-11 36.4%	Game: 23.8%
F Throw %	1st Half: 3-4 75.0%	2nd Half: 5-8 62.5%	Game: 66.7%
Deadball Rbs:	3		

Points in the paint-SD 44,TCU 24. **Points off turnovers**-SD 23,TCU 13.
2nd chance points-SD 10,TCU 9. **Fast break points**-SD 10,TCU 6.
Bench points-SD 14,TCU 13. **Score tied**-2 times. **Lead changed**-8 times.
Last FG-SD 2nd-00:21, TC 2nd-00:00.
Largest lead-SD by 19 2nd-09:53, TC by 6 1st-04:38.



#25/RV UNLV 83, TCU 49
Las Vegas, Nev. (Thomas & Mack Center)
Jan. 8, 2011

LAS VEGAS, Nev.—TCU suffered an 83-49 road setback to No. 25 UNLV at the Rebels' Thomas & Mack Center.

The Horned Frogs ran into a buzzsaw in the form of a motivated Runnin' Rebel squad. UNLV pressured relentlessly throughout the evening, forcing TCU into a season-high 23 turnovers. The miscues resulted in a 32-6 Rebel advantage in points off turnovers.

Compounding TCU's problems was another tough shooting night on the road. The Frogs made only 16-of-51 field-goal attempts (31.4 percent), the third time in the last four road games that the squad has failed to reach 40.0 percent. UNLV shot 50.8 percent from the floor, including 54.5 percent in a first-half that saw the squad build a 21-point lead by intermission.

Garlon Green led TCU in scoring for the second straight game and fourth time overall this season with 11 points. He matched a career best by sinking three 3-pointers, the third straight game and fifth time in the last seven outings he has made of trio of shots from long-range. Green also tied for the team lead with six rebounds.

Hank Thorns, playing in front of his home Las Vegas crowd, totaled nine points and a team-high five assists, while Nikola Gacesa scored eight points to go with six boards.

TCU [9-8; 0-2 MWC]

##	Player Name	FG	3FG	FT	RB	PF	TP	A	TO	BLK	S	MIN
15	GACESA, Nikola	f 2-5	2-4	2-4	2-4	6	8	0	1	0	0	27
33	GREEN, Garlon	f 3-10	3-7	2-2	1-5	6	11	1	2	1	0	33
05	MOSS, Ronnie	g 2-8	1-3	2-2	1-4	5	2	7	2	10	0	26
23	CADOT, J.R.	g 1-3	0-0	0-0	1-4	5	2	2	1	1	0	19
25	HILL, Greg	g 0-3	0-2	4-5	0-0	3	4	0	1	0	0	13
01	RAY, Jarvis	0-2	0-0	0-0	0-0	3	0	1	0	0	0	10
04	FIELDS, Amric	3-4	0-0	0-0	3-1	4	3	6	0	4	0	21
10	THORNS, Hank	4-11	1-6	0-0	1-1	2	3	9	5	4	0	38
12	CERINA, Nikola	1-5	0-0	0-0	1-0	1	4	2	0	0	0	13
TEAM					1-0							
Totals		16-51	7-22	10-13	11-19	30	49	10	23	1	1	200

TOTAL FG%	1st Half: 10-28 35.7%	2nd Half: 6-23 26.1%	Game: 31.4%
3-Pt. FG%	1st Half: 4-10 40.0%	2nd Half: 3-12 25.0%	Game: 31.8%
F Throw %	1st Half: 4-5 80.0%	2nd Half: 6-8 75.0%	Game: 76.9%
Deadball Rbs:	2		

Officials: Mike Scyphers, Gerry Pollard, Mike Giarratano.
Technical fouls: TCU-None. UNLV-None.
Attendance: 12155

Score by Periods	1st	2nd	Total
TCU	28	21	49
UNLV	49	34	83

UNLV [13-3; 1-1 MWC]

##	Player Name	FG	3FG	FT	RB	PF	TP	A	TO	BLK	S	MIN	
22	STANBACK, Chace	f 5-6	2-2	3-4	2-5	7	0	15	3	1	1	0	23
12	MASSAMBA, Brice	c 1-1	0-0	0-0	2-1	3	4	2	0	1	1	0	13
00	BELLFIELD, Oscar	g 0-9	0-5	0-0	1-0	1	0	0	3	0	0	3	25
05	JASPER, Derrick	g 3-9	0-4	0-2	2-3	5	1	6	2	0	1	0	24
33	WILLIS, TreVon	g 7-14	1-4	7-7	1-6	7	3	22	3	1	0	5	30
01	THOMAS, Quintrell	1-3	0-0	2-4	3-3	6	1	4	0	2	1	0	13
03	MARSHALL, Anthony	3-5	0-1	5-8	0-2	2	11	5	1	0	0	29	
10	NORMAN, Tyler	0-0	0-0	0-0	0-0	0	0	0	2	0	0	4	
11	LOPEZ, Carlos	4-5	0-0	2-2	1-2	3	10	0	1	0	1	14	
15	MARTINEZ, Mychal	0-0	0-0	0-0	0-0	0	0	0	0	1	0	3	
31	HAWKINS, Justin	6-7	0-0	1-2	0-2	2	3	13	1	0	0	4	22
TEAM					1-1								
Totals		30-59	3-16	20-29	13-25	38	16	83	17	10	4	13	200

TOTAL FG%	1st Half: 18-33 54.5%	2nd Half: 12-26 46.2%	Game: 50.8%
3-Pt. FG%	1st Half: 2-8 25.0%	2nd Half: 1-8 12.5%	Game: 18.8%
F Throw %	1st Half: 11-15 73.3%	2nd Half: 9-14 64.3%	Game: 69.0%
Deadball Rbs:	6		

Points in the paint-TCU 12,UNLV 48. **Points off turnovers**-TCU 6,UNLV 32.
2nd chance points-TCU 4,UNLV 16. **Fast break points**-TCU 2,UNLV 14.
Bench points-TCU 17,UNLV 38. **Score tied**-2 times. **Lead changed**-4 times.
Last FG-TCU 2nd-01:19, UNLV 2nd-02:15.
Largest lead-TCU by 4 1st-13:44, UNLV by 36 2nd-02:47.



TCU 78, WYOMING 60
Fort Worth, Texas (Daniel-Meyer Coliseum)
Jan. 12, 2011

FORT WORTH—A return to Daniel-Meyer Coliseum proved to be just what the doctor ordered for TCU, as the Frogs ended a four-game skid with a 78-60 victory over Wyoming. Ronnie Moss led the Frogs with game highs of 27 points and 10 rebounds.

Moss shook off a recent slump to lead the Frogs to victory, posting his third career double-double and his first ever with double figures in rebounds. His point total broke a TCU individual season high set by Amric Fields, who had 26 points in the Dec. 28 win over Chicago State.

Moss went 9-of-17 from the field, including a career-best six 3-pointers on 11 attempts, while helping TCU shoot over the 50.0 percent mark at home for the seventh time in 10 games. TCU went 10-of-21 overall beyond the arc. Moss also excelled on defense, totaling a career-best four steals.

Four other Frogs scored in double figures, including Garlon Green, who had 16 points. Green made three treys on the evening, the fourth straight game that he has matched his career high. Hank Thorns totaled a game-high 10 assists, his fourth game this season with double digits in dimes.

TCU showed no effects of its recent woes in the first half, running out to a 39-23 halftime advantage. The Frogs hit six shots from beyond the arc and posted a 21-13 rebounding edge in the half.

WYOMING [8-9; 1-2 MWC]

##	Player Name	FG	3FG	FT	RB	PF	TP	A	TO	BLK	S	MIN	
22	M'BAVE, Amath	f 6-8	0-1	1-2	0-2	2	3	13	1	1	0	30	
15	WADDELL, Adam	c 2-4	0-0	2-5	0-2	1	6	0	1	0	1	28	
02	BOUDEL, Arthur	g 0-3	0-2	0-0	0-1	1	2	0	3	1	0	30	
03	JACKSON, Desmar	g 3-8	0-1	0-0	1-2	3	1	6	3	5	0	1	26
04	CRUZ, Francisco	g 4-9	2-6	6-6	2-4	6	1	16	3	4	0	40	
00	GIBSON, Brian	2-3	0-0	3-4	1-2	3	0	7	0	0	1	12	
21	HUDSON, Joe	2-6	2-6	0-0	0-0	1	6	0	1	0	0	8	
35	HARRISON, Daylen	3-7	0-2	0-0	1-4	5	1	6	2	1	0	26	
TEAM					2-1								
Totals		22-48	4-18	12-17	7-18	25	10	60	12	15	1	4	200

TOTAL FG%	1st Half: 9-26 34.6%	2nd Half: 13-22 59.1%	Game: 45.8%
3-Pt. FG%	1st Half: 2-12 16.7%	2nd Half: 2-6 33.3%	Game: 22.2%
F Throw %	1st Half: 3-4 75.0%	2nd Half: 9-13 69.2%	Game: 70.6%
Deadball Rbs:	3		

Officials: Rick Hartzell, Winston Stith, Hal Lusk.
Technical fouls: Wyoming-None. TCU-None.
Attendance: 3914

Score by Periods	1st	2nd	Total
Wyoming	23	37	60
TCU	39	39	78

TCU [10-8; 1-2 MWC]

##	Player Name	FG	3FG	FT	RB	PF	TP	A	TO	BLK	S	MIN
12	CERINA, Nikola	f 5-6	0-1	0-0								

2010-11 GAME-BY-GAME RECAPS



COLORADO STATE 79, TCU 69

Fort Collins, Colo. (Moby Arena)
Jan. 15, 2011

FORT COLLINS, Colo.—TCU's road woes continued, as the squad dropped a 79-69 decision at Colorado State. CSU shot over 60 percent from the field for the contest, including better than 70 percent in the first half.

Amric Fields led TCU with a game-high 19 points on 8-of-13 shooting. He also totaled five rebounds and pair of steals. Joining Fields in double figures were Ronnie Moss and Hank Thorns, who scored 17 and 13 points, respectively. Moss matched J.R. Cadot for the team lead with six rebounds, while Thorns dished out a game-high nine assists.

Four players scored in double figures to lead a hot-shooting CSU squad, including forward Andy Ogide, who recorded a double-double featuring 17 points on 8-of-13 shooting and a game-high 11 rebounds.

CSU used an extremely efficient offensive performance to keep the Frogs at bay throughout the evening. In addition to shooting 60.4 percent (32-of-53) for the game, the squad was credited with 22 assists and more than half (40) of its points in the paint. TCU had a tough time keeping up with CSU in the first half, as the Rams controlled the action throughout the opening period by shooting 72.4 percent (21-of-29) from the field. CSU attacked the paint early and often against the Frogs, scoring 26 of their 46 first-half points in the paint. TCU shot well itself (53.8 percent), but was unable to go shot-for-shot with the red-hot Rams.

TCU [10-9; 1-3 MWC]

##	Player Name	FG	3FG	FT	RB	PF	TP	A	TO	BLK	S	MIN	
12	CERINA, Nikola	f 2-4	0-0	0-1	1-3	4	0	2	0	0	0	22	
33	GREEN, Garlon	f 3-4	0-1	0-0	1-1	2	5	6	0	1	0	14	
05	MOSS, Ronnie	g 6-14	2-7	3-3	1-5	6	3	17	1	4	0	1	
10	THORNS, Hank	g 4-11	1-3	4-4	1-1	2	13	9	2	0	2	25	
23	CADOT, J.R.	g 0-1	0-0	1-6	0-6	3	1	0	2	0	1	38	
01	RAY, Jarvis	0-0	0-0	0-0	0-0	0	0	0	1	0	0	1	
04	FIELDS, Amric	8-13	0-1	3-4	1-4	5	0	19	0	2	1	28	
15	GACESA, Nikola	0-1	0-0	0-0	0-2	0	0	1	0	0	0	15	
25	HILL, Greg	2-6	2-5	3-3	0-1	1	3	9	0	1	0	23	
34	KONE, Cheick	0-0	0-0	0-0	0-1	1	0	0	0	0	0	1	
TEAM					0-2								
Totals		25-54		5-17	14-21	5-26	31	69	11	15	1	6	200

TOTAL FG%	1st Half: 14-26 53.8%	2nd Half: 11-28 39.3%	Game: 46.3%
3-Pt. FG%	1st Half: 2-6 33.3%	2nd Half: 3-11 27.3%	Game: 29.4%
F Throw %	1st Half: 5-9 55.6%	2nd Half: 9-12 75.0%	Game: 66.7%
Deadball Rbs:	3		

Officials: Verne Harris, Tony Padilla, D.G. Nelson.
Technical fouls: TCU-None. Colorado State-None.
Attendance: 4193

Score by Periods	1st	2nd	Total
TCU	35	34	69
Colorado State	46	33	79

COLORADO STATE [12-5; 2-1 MWC]

##	Player Name	FG	3FG	FT	RB	PF	TP	A	TO	BLK	S	MIN	
01	FRANKLIN, Travis	f 5-9	0-0	4-9	0-4	1	14	3	2	0	1	25	
32	OGIDE, Andy	f 8-13	0-0	1-3	2-9	1	17	1	0	0	0	34	
02	EIKMEIER, Wes	g 3-5	1-3	2-2	0-1	1	9	5	2	0	1	28	
12	NIGON, Adam	g 1-4	1-3	0-0	0-4	3	3	3	0	0	2	25	
22	GREEN, Dorian	g 4-5	1-2	1-4	0-0	4	10	2	3	1	2	19	
04	HORNUNG, Pierce	2-3	0-1	0-0	1-4	5	4	2	0	0	1	24	
05	WILTZ, Moe	2-4	0-1	1-2	0-1	1	5	0	2	0	0	15	
11	CARR, Jesse	4-4	1-1	1-2	0-1	1	10	1	0	1	0	10	
23	BELL, Will	0-0	0-0	0-0	0-0	0	0	0	0	0	0	2	
33	SMITH, Dwight	0-0	0-0	0-0	0-0	0	0	0	0	0	0	1	
44	SMITH, Greg	3-6	0-1	1-2	0-3	3	7	5	2	0	3	17	
TEAM					0-1								
Totals		32-53		4-12	11-24	3-28	31	16	79	22	11	2	100

TOTAL FG%	1st Half: 21-29 72.4%	2nd Half: 11-24 45.8%	Game: 60.4%
3-Pt. FG%	1st Half: 2-5 40.0%	2nd Half: 2-7 28.6%	Game: 33.3%
F Throw %	1st Half: 2-4 50.0%	2nd Half: 9-20 45.0%	Game: 45.8%
Deadball Rbs:	5		

Points in the paint-TC 28,CS 40. **Points off turnovers-**TC 15,CS 11.
2nd chance points-TC 7,CS 6. **Fast break points-**TC 6,CS 9.
Bench points-TC 28,CS 26. **Score tied-**2 times. **Lead changed-**2 times.
Last FG-TC 2nd-00:02, CS 2nd-02:10.
Largest lead-TC by 1 1st-19:12, CS by 15 2nd-01:12.



#9/9 BYU 83, TCU 67

Provo, Utah (Marriott Center)
Jan. 18, 2011

PROVO, Utah—Ronnie Moss scored a game-high 27 points, but the effort wasn't enough as TCU fell to No. 9 BYU, 83-67, at the Marriott Center.

Moss led a gritty TCU effort by playing one of the best games of his career. He matched a season high in points on 10-of-17 shooting, including 3-of-5 from 3-point range, while adding six rebounds. Perhaps more impressive than his offensive numbers was his effort on the defensive end against BYU guard Jimmer Fredette, the nation's scoring leader. Moss held Fredette to 21 points, more than five points below his season average, on only 6-of-16 shooting. Seven of his points came at the free-throw line.

BYU shot lights-out in the first half to put TCU in a big hole early. After the Frogs scored the first bucket on a Moss layup, the Cougars exploded for a 25-5 run to lead by a score of 25-7 just over nine minutes into the game. The squad hit four 3-pointers in the stretch, including two by Fredette.

Trailing by 17 at intermission, 47-30, TCU came out firing in the second half. The squad was able to trim the lead to only 12 points early in the stanza with the help of three consecutive 3-pointers by Nikola Gacesa, Greg Hill and Moss. BYU then starting attacking the basket, forcing its way to the free throw line to keep the Frogs at bay down the stretch. The Cougars went 16-of-19 at the stripe in the period and finished the contest 21-of-26.

TCU [10-10; 1-4 MWC]

##	Player Name	FG	3FG	FT	RB	PF	TP	A	TO	BLK	S	MIN	
04	FIELDS, Amric	f 1-5	0-1	0-2	1-3	4	2	2	1	1	1	30	
12	CERINA, Nikola	f 2-8	0-0	0-0	0-3	3	4	0	2	0	1	22	
33	GREEN, Garlon	f 3-8	2-5	2-2	2-3	5	1	10	0	1	0	28	
05	MOSS, Ronnie	g 10-17	3-5	4-5	3-3	6	2	27	0	4	0	34	
10	THORNS, Hank	g 2-9	1-3	2-3	1-6	7	3	7	10	2	0	34	
15	GACESA, Nikola	2-7	1-2	0-1	2-3	5	2	5	1	1	0	18	
23	CADOT, J.R.	4-6	0-0	1-1	1-2	4	9	3	0	1	0	22	
25	HILL, Greg	1-5	1-2	0-0	0-0	2	3	0	0	0	1	12	
TEAM					0-1								
Totals		25-65		8-18	9-14	10-24	34	67	16	11	2	5	200

TOTAL FG%	1st Half: 12-30 40.0%	2nd Half: 13-35 37.1%	Game: 38.5%
3-Pt. FG%	1st Half: 3-8 37.5%	2nd Half: 5-10 50.0%	Game: 44.4%
F Throw %	1st Half: 3-3 100%	2nd Half: 6-11 54.5%	Game: 64.3%
Deadball Rbs:	1		

Officials: Tom O'Neill, Mark Whitehead, Eric Curry.
Technical fouls: TCU-HILL, Greg. BYU-Cougars-None.
Attendance: 16,170

Score by Periods	1st	2nd	Total
TCU	30	37	67
BYU	47	36	83

BYU [18-1; 4-0 MWC]

##	Player Name	FG	3FG	FT	RB	PF	TP	A	TO	BLK	S	MIN		
00	DAVIES, Brandon	f 3-10	0-0	7-11	1-8	9	1	13	2	1	1	30		
34	HARTSOCK, Noah	f 4-9	1-3	5-5	3-6	9	2	14	1	1	1	36		
04	EMERY, Jackson	g 6-8	5-7	0-0	0-2	4	17	1	0	1	2	31		
31	COLLINSWORTH, K.	g 4-4	0-0	2-2	2-7	9	3	10	4	4	0	32		
32	FREDETTE, Jimmer	g 6-16	2-5	7-8	0-3	2	21	5	3	0	0	36		
01	ABOUO, Charles	1-3	0-2	0-0	0-3	0	2	0	0	0	0	9		
12	MAGNUSSON, Logan	0-1	0-0	0-0	0-0	0	0	0	0	1	1	7		
13	ZYLSTRA, Brock	0-0	0-0	0-0	0-1	0	0	0	0	0	0	3		
14	MARTINEAU, Nick	0-0	0-0	0-0	0-0	0	0	0	0	0	0	1		
15	ANDERSON, James	0-0	0-0	0-0	0-0	0	0	0	1	0	0	1		
21	ROGERS, Stephen	3-4	0-1	0-0	0-4	4	6	1	2	0	0	14		
TEAM					2-2									
Totals		27-55		8-18	21-26	8-34	42	16	83	14	13	3	6	200

TOTAL FG%	1st Half: 18-33 54.5%	2nd Half: 9-22 40.9%	Game: 49.1%
3-Pt. FG%	1st Half: 6-11 54.5%	2nd Half: 2-7 28.6%	Game: 44.4%
F Throw %	1st Half: 5-7 71.4%	2nd Half: 16-19 84.2%	Game: 80.8%
Deadball Rbs:	1		

Points in the paint-TC 26,BY 22. **Points off turnovers-**TC 13,BY 15.
2nd chance points-TC 6,BY 11. **Fast break points-**TC 8,BY 2.
Bench points-TC 17,BY 8. **Score tied-**1 time. **Lead changed-**1 time.
Last FG-TC 2nd-00:24, BY 2nd-03:03.
Largest lead-TC by 2 1st-19:07, BY by 23 2nd-02:03.



UTAH 75, TCU 62

Fort Worth, Texas (Daniel-Meyer Coliseum)
Jan. 22, 2011

FORT WORTH—TCU was bested by another hot-shooting opponent Saturday, as Utah posted a 75-62 victory over the Horned Frogs at Daniel-Meyer Coliseum. The Utes shot 54 percent from the floor to earn their third straight victory.

Four Frogs scored in double figures, including Hank Thorns, who matched a career high with 18 points while adding teams highs of six rebounds and six steals. Forward Will Clyburn paced the Utes with a game-high 22 points, including 12 in the first half. Clyburn also pulled down nine rebounds to help Utah post a 37-28 edge on the glass.

Utah used a well-played first half featuring a shooting rate over the 60 percent mark to take a five-point lead at intermission, then climbed out to a double-digit edge early in the second half. Thorns kept TCU in the game with 16 first-half points. He was the only Frog with more than five in the first half, as he went 7-of-9 from the field.

The key stretch of the first half came in the final minute, as the Utes scored six of the final eight points after TCU cut a six-point deficit to only one. Utah then scored 12 of the first 17 points of the second half to open up a 12-point edge, 50-38. TCU was able to cut the advantage to eight points on three occasions the rest of the way, but each time the Utes responded with buckets on their ensuing possession.

UTAH [10-10; 3-3 MWC]

##	Player Name	FG	3FG	FT	RB	PF	TP	A	TO	BLK	S	MIN		
21	CLYBURN, Will	f 8-12	2-5	4-5	1-8	9	0	22	0	3	0	38		
51	FOSTER, David	c 3-3	0-0	0-2	2-5	2	6	0	2	4	0	25		
15	WATRINS, Josh	g 5-11	0-2	4-7	0-4	3	14	3	0	0	1	32		
20	O'BRIEN, J.J.	g 3-6	0-0	0-0	3-5	2	6	3	2	0	0	28		
32	GLOVER, Shawn	g 4-10	3-7	0-0	0-2	2	1	11	3	2	0	31		
00	HINES, Chris	1-1	1-1	0-0	0-0	1	3	0	0	0	0	8		
02	KUPEYS, Chris	3-7	1-2	2-2	0-1	1	9	2	2	0	1	18		
10	DIMARIA, Antonio	0-0	0-0	0-0	0-0	0	0	0	0	0	0	5		
42	WASHBURN, Jason	2-3	0-0	0-0	2-1	3	2	4	1	1	2	0	15	
TEAM					1-2									
Totals		29-53		7-17	10-16	9-28	37	12	75	12	15	6	2	200

TOTAL FG%	1st Half: 16-26 61.5%	2nd Half: 13-27 48.1%	Game: 54.7%
3-Pt. FG%	1st Half: 4-9 44.4%	2nd Half: 3-8 37.5%	Game: 41.2%
F Throw %	1st Half: 2-4 50.0%	2nd Half: 8-12 66.7%	Game: 62.5%
Deadball Rbs:	4		

Officials: Mike Littlewood, Michael Irving, Brad Ferrie.
Technical fouls: Utah-None. TCU-None.
Attendance: 4,190

Score by Periods	1st	2nd	Total
Utah	38	37	75
TCU	33	29	62

2010-11 GAME-BY-GAME RECAPS



NEW MEXICO 71, TCU 46

Albuquerque, N.M. (The Pit)
Jan. 26, 2011

ALBUQUERQUE, N.M.—New Mexico's Phillip McDonald drilled six 3-pointers and scored 20 points to lead UNM to a 71-46 victory over TCU.

McDonald made 6-of-9 attempts from beyond the arc and pulled down six rebounds to lead UNM. TCU, playing without leading scorer Ronnie Moss, who missed the trip due to personal reasons, struggled offensively throughout the evening. The squad shot 33.9 percent from the field, including only 30.0 percent in the second half. New Mexico shot 48.2 percent from the field and made 10 shots from 3-point range against a Frog defense focused on shutting down the Lobos' inside game.

New Mexico grabbed an early eight point lead, 10-2, while holding the Frogs to only a Thorns layup in the game's opening six minutes. TCU bounced back, tying the game at 19-19 with 5:34 remaining after back-to-back 3-pointers by Greg Hill and Hank Thorns.

New Mexico found its outside touch late in the period and never looked back, finishing the half on a 15-6 run to claim a nine-point edge at intermission, 34-25. McDonald kick-started the spurt with a trio of 3-pointers in a stretch of only 1:39.

The Lobos put the game out of reach midway through the second half with a 9-0 run to push the lead to 20 points, 55-33.

TCU [10-12; 1-6 MWC]

##	Player Name	FG	3FG	FT	RB	PF	TP	A	TO	BLK	S	MIN
12	CERINA, Nikola	f 2-4	0-0	0-0	1-3-4	3	4	0	1	0	2	25
15	GACESA, Nikola	f 0-1	0-0	0-0	3-1-4	1	0	0	0	0	1	23
33	GREEN, Garlon	f 4-8	1-4	1-2	2-3-5	3	10	1	3	0	0	28
10	THORNS, Hank	g 5-17	1-6	0-0	1-3-4	1	11	9	0	0	0	36
25	HILL, Greg	g 2-9	2-6	0-0	0-2-2	2	6	2	1	0	0	26
01	RAY, Jarvis	0-2	0-0	3-4	1-0-1	1	3	0	1	0	1	14
04	FIELDS, Amric	3-10	0-2	0-0	0-3-3	2	6	0	2	0	0	22
23	CADOT, J.R.	3-5	0-0	0-1	1-3-4	1	6	0	1	0	1	22
31	BAVCEVIC, Marin	0-0	0-0	0-0	1-0-1	1	0	0	2	0	0	4
TEAM		0-1-1						1				
Totals		19-56	4-18	4-7	10-19-29	15	46	12	12	0	6	200

TOTAL FG%	1st Half: 10-26 38.5%	2nd Half: 9-30 30.0%	Game: 33.9%
3-Pt. FG%	1st Half: 3-9 33.3%	2nd Half: 1-9 11.1%	Game: 22.2%
F Throw %	1st Half: 2-5 40.0%	2nd Half: 2-2 100%	Game: 57.1%

Deadball Rbs: 2
Officials: Scott Thornley, Tony Padilla, Ruben Ramos.
Technical fouls: TCU-None. New Mexico-None.
Attendance: 14,411

Score by Periods	1st	2nd	Total
TCU	25	21	46
New Mexico	34	37	71

NEW MEXICO [14-7; 2-4 MWC]

##	Player Name	FG	3FG	FT	RB	PF	TP	A	TO	BLK	S	MIN
32	GORDON, Drew	f 6-9	0-0	0-0	3-8-11	2	12	0	4	2	0	24
53	KIRK, Alex	c 1-4	0-2	1-1	0-1-1	1	3	0	0	0	0	16
05	GARY, Dairese	g 1-4	0-3	2-2	1-1-2	0	4	8	1	0	0	27
10	WILLIAMS, Kendall	g 3-8	1-4	0-0	1-1-2	2	7	6	1	0	0	27
23	MCDONALD, Phillip	g 6-9	4-9	2-2	2-4-6	0	20	1	1	0	0	26
00	HARDEMAN, A.J.	3-5	0-0	2-2	2-3-5	0	8	0	1	0	0	14
02	PEREZ, Chris	0-0	0-0	0-0	0-0-0	0	0	0	0	0	0	1
04	ADAMS, Chad	1-5	1-4	0-0	0-2-2	1	3	1	0	0	1	14
13	FENTON, Jamal	2-3	1-2	0-0	0-2-2	2	5	1	3	0	1	15
21	SNELL, Tony	1-4	1-3	0-0	0-2-2	0	3	3	1	0	2	19
41	BAIRSTOW, Cameron	3-5	0-1	0-0	0-1-1	1	6	1	0	1	1	17
TEAM		1-1-2						1				
Totals		27-56	10-28	7-7	10-26-36	9	71	21	12	3	5	200

TOTAL FG%	1st Half: 13-27 48.1%	2nd Half: 14-29 48.3%	Game: 48.2%
3-Pt. FG%	1st Half: 6-18 33.3%	2nd Half: 4-10 40.0%	Game: 35.7%
F Throw %	1st Half: 2-2 100%	2nd Half: 5-5 100%	Game: 100%

Deadball Rbs: 2
Points in the paint-TC 26, NM 32. Points off turnovers-TC 10, NM 13.
2nd chance points-TC 5, NM 10. Fast break points-TC 8, NM 4.
Bench points-TC 15, NM 25. Score tied-1 time. Lead changed-0 times.
Last FG-TC 2nd-00:03, NM 2nd-01:18.
Largest lead-TC None, NM by 27 2nd-01:18.



AIR FORCE 66, TCU 65 (OT)

Fort Worth, Texas (Daniel-Meyer Coliseum)
Jan. 29, 2011

FORT WORTH—TCU led by as many as five points in overtime, but Air Force regrouped to pull out a 66-65 victory over the Horned Frogs. Guard Taylor Stewart made the winning points for the Falcons on a goaltending call with 11.8 seconds remaining.

TCU scored the first five points in extra time on a layup by Hank Thorns and a 3-pointer by Greg Hill. A pair of free throws by Garlon Green with 1:59 put the Frogs up by four points, 65-61, but the shots would prove to be the squad's final points of the night. Derek Brooks hit a Falcon trey with 55.7 seconds remaining, then Stewart added the final margin after Green was called for slapping the ball against the glass on its way down with 11.8 to play. TCU had one final chance on the ensuing possession, but Hill's layup attempt as time expired rattled out of the hoop.

Green led TCU with team highs of 16 points and nine rebounds, while Amric Fields added 10 points and six boards. Hill, Thorns and Nikola Cerina totaled nine points each. Thorns matched a career high with 10 assists, marking his sixth game this season with double digits in helpers.

It looked as if Air Force would earn the victory in regulation, moving ahead by five points on a Lyons basket with 2:16 left, but TCU was able to rally. Cerina cut the deficit to two points on an and-one play off a nice feed from Thorns, then Green tied the game at 58-58 on a jumper at the 1:00 mark.

AIR FORCE [12-8; 3-4 MWC]

##	Player Name	FG	3FG	FT	RB	PF	TP	A	TO	BLK	S	MIN
20	HOWE, Tom	f 3-10	3-6	2-3	1-1-2	1	11	0	1	0	0	22
34	BROEKHUIS, Taylor	c 0-3	0-1	0-4	0-2-2	1	0	0	1	0	1	27
10	FLETCHER, Todd	g 1-5	1-5	0-0	0-3-3	1	3	5	1	0	1	26
14	LYONS, Michael	g 7-11	1-3	0-0	0-6-6	1	15	3	4	0	0	41
35	WASHINGTON, Evan	g 3-6	0-0	1-3	0-2-2	2	7	5	0	0	1	30
05	FITZGERALD, Mike	1-2	1-1	0-0	0-0-0	0	3	0	0	0	0	10
13	BOHANNON, Zach	2-2	1-1	0-0	1-2-3	2	5	1	1	0	0	11
15	STEWART, Taylor	2-3	0-0	0-2	0-4-4	1	4	0	1	1	0	23
24	BROOKS, Derek	6-8	3-5	3-3	1-1-2	3	18	4	2	0	1	30
30	BRAKEVILLE, Adam	0-0	0-0	0-0	0-1-1	0	0	0	0	0	0	0+
32	HEMPSEY, Shawn	0-1	0-0	0-0	0-0-0	0	0	1	0	0	0	5
TEAM		3-1-4						2				
Totals		25-51	10-22	6-15	6-23-29	12	66	19	13	1	4	225

TOTAL FG%	1st Half: 11-25 44.0%	2nd Half: 11-21 52.4%	Game: 49.0%
3-Pt. FG%	1st Half: 5-12 41.7%	2nd Half: 3-7 42.9%	Game: 45.5%
F Throw %	1st Half: 2-6 33.3%	2nd Half: 4-5 80.0%	Game: 40.0%

Deadball Rbs: 2
Officials: Verne Harris, Bobby Vetkoetter, Frank Harvey III.
Technical fouls: Air Force-None. TCU-None.
Attendance: 4969

Score by Periods	1st	2nd	OT	Total
Air Force	29	29	8	66
TCU	24	34	7	65

TCU [10-13; 1-7 MWC]

##	Player Name	FG	3FG	FT	RB	PF	TP	A	TO	BLK	S	MIN
04	FIELDS, Amric	f 4-7	2-3	0-0	1-5-6	1	10	1	4	0	1	36
12	CERINA, Nikola	f 3-4	0-0	3-3	1-4-5	5	9	0	1	0	0	24
10	THORNS, Hank	g 4-13	1-6	0-1	1-4-5	2	9	10	4	1	0	40-
23	CADOT, J.R.	g 4-4	0-0	0-0	2-2-4	4	8	0	1	0	0	19
25	HILL, Greg	g 1-4	3-12	0-0	0-6-6	2	9	3	3	0	1	39
01	RAY, Jarvis	3-2	0-1	0-0	0-0-0	1	2	1	0	0	0	6
15	GACESA, Nikola	1-2	0-0	0-0	1-0-1	1	2	0	0	0	0	21
31	BAVCEVIC, Marin	0-0	0-0	0-0	0-0-0	0	2	1	0	0	0	5
33	GREEN, Garlon	5-12	2-5	4-4	4-5-9	1	16	0	0	1	1	35
TEAM		1-1-2						2				
Totals		25-58	8-27	7-8	11-27-38	17	65	17	14	2	3	225

TOTAL FG%	1st Half: 10-24 41.7%	2nd Half: 13-27 48.1%	Game: 43.1%
3-Pt. FG%	1st Half: 4-13 30.8%	2nd Half: 3-11 27.3%	Game: 29.6%
F Throw %	1st Half: 0-0 0.0%	2nd Half: 5-6 83.3%	Game: 87.5%

Deadball Rbs: 0
Points in the paint-AF 24, TCU 20. Points off turnovers-AF 18, TCU 14.
2nd chance points-AF 8, TCU 7. Fast break points-AF 10, TCU 4.
Bench points-AF 30, TCU 20. Score tied-8 times. Lead changed-8 times.
Last FG-AF OT-00:15, TC OT-03:33.
Largest lead-AF by 5 1st-00:00, TC by 8 2nd-09:43.



#7/6 SAN DIEGO STATE 60, TCU 53

San Diego, Calif. (Viejas Arena)
Feb. 5, 2011

SAN DIEGO—TCU hung tough all night, but No. 6 San Diego State was able to hold off the Horned Frogs late during a 60-53 Aztec win at a sold-out Viejas Arena.

TCU kept the game within reach all evening and was able to climb within five points late on a 3-pointer by Hank Thorns with 1:07 remaining, but SDSU kept the Frogs at bay by forcing its way to the charity stripe. Forward Billy White answered Thorns' trey by drawing a shooting foul after draining the shot clock. He made both shots, and guard James Rahon later added two more to put the game out of reach inside the final 15 seconds.

White was a force inside in the second half, making his way to the stripe for a 9-of-10 showing in the period alone. He helped lead the Aztecs to an 18-of-24 free-throw performance, while the Frogs reached the line only nine times, making six.

Thorns led TCU with 16 points, while he added eight assists in 40 minutes of action. Greg Hill also reached double figures, matching a season high with 12 points on 5-of-9 shooting, including 2-of-4 from 3-point range.

Saturday marked one of TCU's top defensive efforts of the season, as the squad matched its season opponent-low scoring total of 60 points. SDSU shot only 39.1 percent, including only 36.4 percent in the second half.

TCU [10-14; 1-8 MWC]

##	Player Name	FG	3FG	FT	RB	PF	TP	A	TO	BLK	S	MIN
04	FIELDS, Amric	f 2-9	0-1	2-2	1-3-4	4	6	1	1	2	0	34
12	CERINA, Nikola	f 2-4	0-0	1-2	2-1-3	5	5	0	1	0	0	15
33	GREEN, Garlon	f 3-6	1-3	1-2	0-4-4	3	8	1	0	1	0	38
10	THORNS, Hank	g 6-21	2-7	2-3	1-3-4	4	16	8	2	1	0	40
25	HILL, Greg	g 5-9	2-4	0-0	0-0-0	2	12	1	2	0	0	32
01	RAY, Jarvis	1-1	0-0	0-0	0-4-4	1	2	0	0	0	1	13
15	GACESA, Nikola	2-3	0-1	0-0	1-2-3	1	4	0	0	0	0	27
34	KONE, Cheick	0-0	0-0	0-0	0-0-0	0	0	0	0	0	0	1
TEAM		3-2-5						1				
Totals		21-53	5-16	6-9	8-19-27	20	53	11	7	4	1	200

TOTAL FG%	1st Half: 9-24 37.5%	2nd Half: 12-29 41.4%	Game: 39.6%
3-Pt. FG%	1st Half: 4-9 44.4%	2nd Half: 1-7 14.3%	Game: 31.3%
F Throw %	1st Half: 2-2 100%	2nd Half: 4-7 57.1%	Game: 66.7%

Deadball Rbs: 1,1
Officials: Dan Chrisman, Kevin Brill, Jimmy Casas.
Technical fouls: TCU-None. San Diego State-None.
Attendance: 12,414

Score by Periods	1st	2nd	Total
TCU	24	29	53
San Diego State	28	32	60

SAN DIEGO STATE [23-1; 8-1 MWC]



2010-11 GAME-BY-GAME RECAPS



UNLV 94, TCU 79

Fort Worth, Texas (Daniel-Meyer Coliseum)
Feb. 9, 2011

FORT WORTH—Hank Thorns scored a career high 21 points and added nine assists, but UNLV shot lights-out from the field to down TCU, 94-79.

The Horned Frogs had a solid offensive night, shooting 52.0% from the field and making eight 3-pointers, but it was far from enough to keep up with the pace set by the Runnin' Rebels. UNLV made 33-of-54 field-goal attempts (61.1%), good for a season-high shooting rate against the Frogs. The squad, which entered the contest shooting under 30 percent from beyond the arc, went 10-for-16 from 3-point range.

TCU opened the contest sharp, jumping out to an early 9-0 lead while making its first four field-goal attempts. UNLV quickly regrouped, scoring 29 of the game's next 39 points to gain a 29-19 advantage. UNLV started the game 4-for-4 from outside, but its hot shooting also included work inside the arc. The squad shot a sizzling 66.7% in the opening stanza.

UNLV extended its lead to 20 points in the second half on a basket by Justin Hawkins at the 13:41 mark, but TCU refused to give up. The Frogs went on a 22-8 run midway through the period and cut the deficit to only six points with 7:24 remaining. The Rebels answered to put the Frogs away late. Chace Stanback, who scored a game-high 24 points, made a pair of treys just over a minute apart to extend the lead back to double digits, then added a third inside the final minute to provide the game's final margin.

UNLV [18-6; 6-4 MWC]

# Player Name	FG	3FG	FT	RB	PF	TP	A	TO	BLK	S	MIN
01 THOMAS, Quintrell	f	3-6	0-0	8-8	3-7	10	1	0	1	0	23
22 STANBACK, Chace	f	10-14	4-4	0-0	1-5	6	2	24	0	2	34
00 BELLFIELD, Oscar	g	5-9	3-5	0-0	0-1	1	13	6	3	0	31
03 MARSHALL, Anthony	g	1-2	1-2	0-1	0-1	1	3	4	0	0	24
05 JASPER, Derrick	g	2-2	0-0	0-0	0-2	2	3	4	2	0	31
11 LOPEZ, Carlos	g	2-3	0-0	0-1	1-0	1	3	4	0	0	9
12 MASSAMBA, Brice	g	0-1	0-0	0-0	1-1	2	3	0	0	0	8
31 HAWKINS, Justin	g	4-9	0-1	1-2	2-1	3	2	9	1	1	0
33 WILLIS, TreVon	g	8-11	3-5	4-4	1-0	1	2	23	4	3	0
TEAM											0-0-0
Totals		35-57	11-17	13-16	9-18	27	20	94	22	9	6

TOTAL FG%	1st Half: 20-30 66.7%	2nd Half: 15-27 55.6%	Game: 61.4%
3-Pt. FG%	1st Half: 4-5 80.0%	2nd Half: 7-12 58.3%	Game: 64.7%
F Throw %	1st Half: 3-4 75.0%	2nd Half: 10-12 83.3%	Game: 81.3%

Officials: Larry Spaulding, Chris Rastatter, Ruben Ramos.
Technical fouls: UNLV-None. TCU-None.
Attendance: 3813

Score by Periods	1st	2nd	Total
UNLV	47	47	94
TCU	35	44	79

TCU [10-15; 1-9 MWC]

# Player Name	FG	3FG	FT	RB	PF	TP	A	TO	BLK	S	MIN
04 FIELDS, Amric	f	4-5	0-0	0-0	0-2	2	0	8	0	2	0
12 CERINA, Nikola	f	2-2	0-0	1-2	0-3	3	2	5	1	3	0
33 GREEN, Garlon	f	2-7	0-2	8-8	3-7	10	3	12	0	1	0
10 THORNS, Hank	g	7-15	3-6	4-4	1-1	2	4	21	9	1	0
25 HILL, Greg	g	5-9	3-6	2-2	2-0	2	4	15	3	2	0
01 RAY, Jarvis	g	1-4	0-3	1-2	0-0	0	2	3	2	1	0
15 GACESA, Nikola	g	5-8	2-4	1-2	1-0	1	2	13	0	0	0
23 CADOT, J.R.	g	1-3	0-0	0-1	2-2	4	0	2	3	1	0
31 BAVCEVIC, Marin	g	0-0	0-0	0-0	0-0	0	0	0	0	0	0
TEAM											1-1-3
Totals		27-53	8-21	17-21	11-16	27	17	79	18	14	0

TOTAL FG%	1st Half: 11-26 42.3%	2nd Half: 16-27 59.3%	Game: 50.9%
3-Pt. FG%	1st Half: 4-11 36.4%	2nd Half: 4-10 40.0%	Game: 38.1%
F Throw %	1st Half: 9-11 81.8%	2nd Half: 8-10 80.0%	Game: 81.0%

Officials: Larry Spaulding, Chris Rastatter, Ruben Ramos.
Technical fouls: UNLV-None. TCU-None.
Attendance: 3813

Points in the paint-LV 36,TCU 30. Points off turnovers-LV 24,TCU 11.
2nd chance points-LV 15,TCU 13. Fast break points-LV 8,TCU 6.
Bench points-LV 36,TCU 18. Score tied-1 time. Lead changed-1 time.
Last FG-LV 2nd-00:10,TCU 2nd-02:57.
Largest lead-LV by 20 2nd-13:42,TCU by 9 1st-17:31.



WYOMING 77, TCU 67

Laramie, Wyo. (Arena-Auditorium)
Feb. 12, 2011

LARAMIE, Wyo.—Three Horned Frogs scored in double figures, but Wyoming was able to hold off a second-half TCU surge during a 77-67 setback at the Cowboys' Arena-Auditorium.

The game was a sloppy contest, as the two teams combined for 37 turnovers, including 18 by the Frogs. TCU started the game slow, making only 27% of its field goals in the first half before turning its shooting fortunes around after halftime. The Frogs shot nearly 54% after intermission, but the Cowboys matched the squad while outscoring TCU 45-41 in the second half. The Cowboys had one of their top games of the season from behind the arc despite entering the contest ranked next-to-last in the NCAA in 3-point field-goal percentage. The squad made 9-of-25 attempts against the Frogs.

Both teams experienced slow starts to the game. While the Frogs struggled with their shot, Wyoming gave away seven turnovers in the first nine minutes. The Cowboys eventually turned a two-point deficit into an 11-point advantage with a 13-0 run midway through the half, as a Cruz jumper put the squad up 20-9 with 8:38 remaining. The Frogs cut the deficit as low as one point midway through the second half, but the squad was never able to pass up the Cowboys. A 15-4 Wyoming run took the lead back to double digits inside the final three minutes, and TCU was unable to climb closer than eight points the remainder of the contest.

TCU [10-16; 1-10 MWC]

# Player Name	FG	3FG	FT	RB	PF	TP	A	TO	BLK	S	MIN
04 FIELDS, Amric	f	3-7	0-2	2-2	3-3	6	8	0	3	1	0
12 CERINA, Nikola	f	2-6	0-0	0-0	2-4	4	4	1	4	0	2
33 GREEN, Garlon	f	5-9	1-3	1-2	0-7	4	12	2	4	0	2
10 THORNS, Hank	g	2-13	0-4	4-4	0-4	2	8	3	3	0	4
25 HILL, Greg	g	1-3	1-3	9-10	1-1	2	3	12	2	1	0
01 RAY, Jarvis	g	1-4	0-2	0-2	0-1	2	2	0	2	0	1
15 GACESA, Nikola	g	1-2	1-2	2-2	0-1	1	2	5	0	1	0
23 CADOT, J.R.	g	6-8	0-0	4-5	1-3	4	3	16	0	0	21
TEAM											1-2-3
Totals		21-52	3-16	22-27	8-26	34	22	67	8	18	1

TOTAL FG%	1st Half: 7-26 26.9%	2nd Half: 14-26 53.8%	Game: 40.4%
3-Pt. FG%	1st Half: 1-9 11.1%	2nd Half: 2-7 28.6%	Game: 18.8%
F Throw %	1st Half: 11-14 78.6%	2nd Half: 11-13 84.6%	Game: 81.5%

Officials: Bill Gracey, Bruce Hicks and Brad Ferrie.
Technical fouls: TCU-None. Wyoming-None.
Attendance: 4540

Score by Periods	1st	2nd	Total
TCU	26	41	67
Wyoming	32	45	77

WYOMING [9-16; 2-9 MWC]

# Player Name	FG	3FG	FT	RB	PF	TP	A	TO	BLK	S	MIN
22 M'BAYE, Amath	f	7-13	0-2	7-7	0-6	6	2	21	1	4	2
35 HARRISON, Daylen	f	3-7	3-5	0-0	2-3	5	2	9	4	1	0
23 THIAM, Djibril	c	2-5	0-1	3-4	0-0	0	3	7	1	2	2
01 LUSTER, JayDee	g	0-0	0-0	0-0	0-0	0	0	0	0	0	0
04 CRUZ, Francisco	g	4-8	1-4	3-3	1-3	4	12	2	1	0	0
02 BOUEDO, Arthur	g	1-2	1-2	0-0	0-1	1	3	0	1	0	2
03 JACKSON, Desmar	g	5-8	3-5	2-3	1-9	10	4	15	4	7	2
15 WADDELL, Adam	g	3-5	0-0	1-4	1-1	2	7	1	0	1	0
21 HUDSON, Joe	g	1-6	1-6	0-0	0-1	1	3	3	3	0	2
TEAM											0-2-2
Totals		26-54	9-25	16-21	5-26	31	19	77	16	19	7

TOTAL FG%	1st Half: 12-28 42.9%	2nd Half: 14-26 53.8%	Game: 48.1%
3-Pt. FG%	1st Half: 5-13 38.5%	2nd Half: 4-12 33.3%	Game: 36.0%
F Throw %	1st Half: 3-5 60.0%	2nd Half: 13-16 81.3%	Game: 76.2%

Officials: Bill Gracey, Bruce Hicks and Brad Ferrie.
Technical fouls: TCU-None. Wyoming-None.
Attendance: 4540

Points in the paint-TCU 28,WY 22. Points off turnovers-TCU 15,WY 13.
2nd chance points-TCU 6,WY 5. Fast break points-TCU 2,WY 8.
Bench points-TCU 36,WY 28. Score tied-1 time. Lead changed-5 times.
Last FG-TCU 2nd-00:18,WY 2nd-01:05.
Largest lead-TCU by 3 1st-17:46,WY by 12 2nd-03:37.



COLORADO STATE 69, TCU 55

Fort Worth, Texas (Daniel-Meyer Coliseum)
Feb. 17, 2011

FORT WORTH—Colorado State's Andy Ogide scored a game-high 20 points and added eight rebounds to lead the Rams to a 69-55 victory over TCU at Daniel-Meyer Coliseum.

Two Frogs scored in double figures, led by Nikola Cerina and J.R. Cadot with 12 points each. Cerina also totaled a career-high five steals. Hank Thorns added 11 points, eight assists and four steals, while Garlon Green had 10 points with a trio of 3-pointers.

Much like in the team's first matchup this season in Fort Collins, Colorado State attacked the basket all evening, scoring 51 of its 69 points either in the paint or at the free-throw line. TCU was able to force the Rams into 19 turnovers, and the Frogs collected a season-high 13 steals on the evening.

TCU scored the opening basket of the second half to climb within one point of the Rams, 26-25, but CSU responded with 15 of the game's next 19 points in what turned out to be the game's most crucial stretch.

Forward Greg Smith, who went for a double-double featuring 19 points and 10 boards, totaled six of the points, including one last free throw to push the Rams to their largest lead of 14 points at 42-28 with 14:29 remaining. The Frogs twice cut their deficit to eight points or fewer down the stretch but were unable to climb any closer.

COLORADO STATE [18-7; 8-3 MWC]

# Player Name	FG	3FG	FT	RB	PF	TP	A	TO	BLK	S	MIN
01 FRANKLIN, Travis	f	4-4	0-0	2-9	1-2	3	1	10	1	5	0
32 OGIDE, Andy	f	5-9	0-2	10-11	1-7	8	3	20	0	2	1
44 SMITH, Greg	f	4-10	1-2	10-12	1-9	10	2	19	0	3	0
12 NIGON, Adam	g	2-4	2-4	0-0	0-3	3	6	5	3	0	2
22 GREEN, Dorian	g	3-8	1-5	0-0	0-1	2	7	3	5	0	0
02 EIKMEIER, Wes	g	0-2	0-2	0-0	0-0	1	0	1	2	0	0
04 HORNUNG, Pierce	g	0-2	0-0	1-3	1-12	13	4	1	1	0	2
05 WILTZ, Moe	g	0-0	0-0	4-4	0-1	0	4	0	1	0	1
11 CARR, Jesse	g	0-0	0-0	0-0	0-0	1	0	0	1	0	0
13 McFARLAND, Andre	g	0-2	0-2	0-0	0-2	0	0	1	0	0	0
23 BELL, Will	g	1-3	0-0	0-0	0-0	1	2	0	0	0	9
TEAM											4-1-5
Totals		19-44	4-17	27-39	8-38	46	18	69	12	19	6

TOTAL FG%	1st Half: 11-25 44.0%	2nd Half: 8-19 42.1%	Game: 43.2%
3-Pt. FG%	1st Half: 1-9 11.1%	2nd Half: 3-8 37.5%	Game: 23.5%
F Throw %	1st Half: 3-6 50.0%	2nd Half: 24-33 72.7%	Game: 69.2%

Officials: Bob Staffen, Mike Littlewood, Bobby McRoy.
Technical fouls: Colorado State-None. TCU-None.
Attendance: 4088.

Score by Periods	1st	2nd	Total
Colorado State	26	43	69
TCU	23	32	55

TCU [10-17; 1-11 MWC]

# Player Name	FG	3FG	FT	RB	PF	TP	A	TO	BLK	S	MIN
04 FIELDS, Amric	f	2-2	1-1	0-0	0-3	3	4	5	0	0	0
12 CERINA, Nikola	f	6-12	0-0	1-1	1-6	7	5	12	0	1	0
33 GREEN, Garlon	f	3-13	3-6	1-2	0-4	4	10	3	1	1	1
10 THORNS, Hank	g	4-16	1-5	2-4	0-2	2	11	8	5	0	4
25 HILL, Greg	g	0-4	0-2	3-4	0-1	1	3	3	3	1	0
01 RAY, Jarvis	g	1-1	0-0	2-4							

2010-11 GAME-BY-GAME RECAPS



#7/8 BYU 79, TCU 56
 Fort Worth, Texas (Daniel-Meyer Coliseum)
 Feb. 19, 2011

FORT WORTH—J.R. Cadot scored 17 points, but No. 7 BYU ran out to an early lead and never looked back during a 79-56 Cougar victory at a sold-out Daniel-Meyer Coliseum.

The contest featured an attendance of 7,258, which ranked as the third-largest crowd ever to see a game at Daniel-Meyer Coliseum.

The Cougars were deadly from outside throughout the contest, finishing 11-of-25 from 3-point range, which tied for the most treys against the Frogs in a single game this season. The squad also recorded a 42-32 advantage on the boards.

BYU led from start to finish, scoring the game's opening seven points and building a 10-point edge just over eight minutes into the contest. The Cougars lit up the nets from outside early, making nine of 15 3-point attempts in the opening period while building a 45-28 lead at intermission. The key stretch of the first half came after a Green 3-pointer cut the lead to only three points, 27-24. Abouo responded with a trey on BYU's next possession, as the Cougars followed with an 11-0 run overall to move on top 14 points.

TCU was unable to climb closer than 15 points in the second half, as BYU held the Frogs on only 34.3% shooting in the stanza.

BYU [25-2; 11-1 MWC]

##	Player Name	FG	3FG	FT	RB	PF	TP	A	TO	BLK	S	MIN	
00	DAVIES, Brandon	f 3-7	0-0	5-7	1-5	6	1	11	4	2	1	0	32
34	HARTSOCK, Noah	f 3-5	1-1	3-4	0-8	8	2	10	3	0	1	0	32
01	ABOUO, Charles	g 1-3	1-3	2-4	1-6	7	2	5	0	0	0	0	20
04	EMERY, Jackson	g 4-7	2-5	1-2	0-3	3	11	2	1	0	1	0	26
32	FREDETTE, Jimmy	g 6-16	3-9	8-9	0-2	0	23	2	6	0	0	31	
12	MAGNUSSON, Logan	1-1	1-1	0-0	0-4	1	3	0	0	0	0	0	15
13	ZYLSTRA, Brock	0-1	0-0	0-0	1-0	1	0	0	0	0	0	0	2
14	MARTINEAU, Nick	0-2	0-1	0-0	0-0	0	0	0	0	0	0	0	1
15	ANDERSON, James	0-0	0-0	0-0	0-0	0	0	0	0	0	0	0	1
21	ROGERS, Stephen	4-6	3-5	4-4	0-1	1	15	0	0	0	0	0	15
31	COLLINSWORTH, Kyle	0-0	0-0	1-2	3-5	0	1	3	1	1	1	0	24
TEAM		20-2											
Totals		22-48	11-25	24-32	8-34	42	10	79	14	10	3	2	200

TOTAL FG%	1st Half: 13-23 56.5%	2nd Half: 9-25 36.0%	Game: 45.8%
3-Pt. FG%	1st Half: 9-15 60.0%	2nd Half: 2-10 20.0%	Game: 44.0%
F Throw %	1st Half: 10-15 66.7%	2nd Half: 14-17 82.4%	Game: 75.0%

Deadball Rbs: 3

Officials: Eric Curry, Doran Gotschall, K.C. Ely.

Technical fouls: BYU-None. TCU-None.

Attendance: 7,258

Score by Periods	1st	2nd	Total
BYU	45	34	79
TCU	28	28	56

TCU [10-18; 1-12 MWC]

##	Player Name	FG	3FG	FT	RB	PF	TP	A	TO	BLK	S	MIN	
12	CERINA, Nikola	f 3-5	0-0	1-2	2-4	5	7	1	0	1	1	22	
33	GREEN, Garlon	f 4-11	2-3	0-0	0-3	4	10	0	1	1	0	22	
10	THORNS, Hank	g 3-17	0-6	1-3	1-6	7	4	7	12	3	0	2	40
23	CADOT, J.R.	g 8-11	0-0	1-1	5-9	3	17	1	2	0	1	35	
25	HILL, Greg	g 3-10	3-7	0-0	0-3	1	9	1	1	0	1	37	
01	RAY, Jarvis	0-1	0-0	0-0	0-0	0	0	0	0	0	0	3	
04	FIELDS, Amric	2-7	0-3	0-0	0-1	2	4	2	1	1	0	23	
15	GACESA, Nikola	1-3	0-0	0-0	1-2	2	2	0	0	0	0	18	
TEAM		0-0											
Totals		24-65	5-19	3-6	9-23	32	56	17	8	3	5	200	

TOTAL FG%	1st Half: 12-30 40.0%	2nd Half: 12-35 34.3%	Game: 36.9%
3-Pt. FG%	1st Half: 3-9 33.3%	2nd Half: 2-10 20.0%	Game: 26.3%
F Throw %	1st Half: 1-2 50.0%	2nd Half: 2-4 50.0%	Game: 50.0%

Deadball Rbs: 1

Points in the paint-BY 20,TCU 30. **Points off turnovers**-BY 7,TCU 16.

2nd chance points-BY 8,TCU 9. **Fast break points**-BY 8,TCU 10.

Bench points-BY 19,TCU 6. **Score tied**-0 times. **Lead changed**-0 times.

Last FG-BY 2nd-01:19,TCU 2nd-02:24.

Largest lead-BY by 23 2nd-12:51,TCU None.



UTAH 50, TCU 48
 Salt Lake City, Utah (Huntsman Center)
 Feb. 22, 2011

SALT LAKE CITY—Utah guard Will Clyburn unlocked a tie game on a free throw in the closing seconds, and TCU's final scoring chance was turned away late during a 50-48 Ute victory.

TCU found itself in one of their defensive battles of the season, as the contest featured eight ties and 11 lead changes. Neither team was able to grab more than a two-point lead over the final 14 minutes.

After TCU forward Nikola Cerina tied the game at 48-48 with 43.5 seconds remaining on a layup following a Frog timeout, Clyburn was fouled driving to the basket with 9.5 seconds left. He made 1-of-2 attempts to put the Utes on top, then 7-4 center David Foster swatted away a layup attempt by TCU guard Hank Thorns with only three seconds left.

Thorns led TCU in scoring with 14 points on 5-of-15 shooting, while he also totaled a game-high seven assists. Cadot added 12 points, his fourth consecutive game scoring 12 or more, and recorded six rebounds and a pair of blocked shots. Cerina set a career high with 11 boards while chipping in eight points.

Neither team was able to find any traction on the offensive end of the court Tuesday, as both shot below the 33 percent mark for the contest. The squads combined to make only 3-of-21 attempts from beyond the arc.

TCU [10-19; 1-13 MWC]

##	Player Name	FG	3FG	FT	RB	PF	TP	A	TO	BLK	S	MIN	
04	FIELDS, Amric	f 0-5	0-1	1-2	0-1	4	1	0	0	1	0	25	
12	CERINA, Nikola	f 3-10	0-0	2-2	3-8	11	2	8	0	2	1	33	
33	GREEN, Garlon	f 2-4	0-1	1-1	1-6	7	3	5	0	1	0	34	
10	THORNS, Hank	g 5-15	1-2	3-4	1-4	5	2	14	7	2	0	2	36
23	CADOT, J.R.	g 5-7	0-0	2-4	1-5	2	12	0	1	2	1	37	
01	RAY, Jarvis	0-0	0-0	0-0	0-0	1	0	0	1	0	0	2	
15	GACESA, Nikola	1-5	0-2	0-0	0-1	0	2	1	0	0	0	7	
25	HILL, Greg	1-6	0-2	4-5	1-4	3	6	0	2	0	0	26	
TEAM		1-1											
Totals		17-52	1-8	13-18	8-30	38	17	48	8	9	4	4	200

TOTAL FG%	1st Half: 8-25 32.0%	2nd Half: 9-27 33.3%	Game: 32.7%
3-Pt. FG%	1st Half: 1-6 16.7%	2nd Half: 0-2 0.0%	Game: 12.5%
F Throw %	1st Half: 3-5 60.0%	2nd Half: 10-13 76.9%	Game: 72.2%

Deadball Rbs: 2

Officials: Verne Harris, Randy McCall, Scott Thornley.

Technical fouls: TCU-None. Utah-None.

Attendance: 9,203

Score by Periods	1st	2nd	Total
TCU	20	28	48
Utah	19	31	50

UTAH [13-15; 6-8 MWC]

##	Player Name	FG	3FG	FT	RB	PF	TP	A	TO	BLK	S	MIN	
20	O'BRIEN, J.J.	f 4-10	0-1	5-6	2-2	4	13	2	1	0	2	38	
51	FOSTER, David	c 0-1	0-0	0-0	0-5	3	0	0	0	3	0	21	
00	HINES, Chris	g 2-6	1-2	3-5	1-4	5	3	8	1	0	0	1	28
15	WATKINS, Josh	g 5-13	1-4	3-5	1-3	4	14	2	4	0	0	35	
32	GLOVER, Shawn	g 2-6	0-2	0-0	0-0	1	4	0	0	0	0	22	
02	KUPETS, Chris	0-5	0-1	0-0	0-2	0	0	0	2	0	1	10	
21	CLYBURN, Will	1-6	0-3	5-6	0-5	1	7	1	0	1	0	27	
42	WASHBURN, Jason	2-3	0-0	0-0	0-5	3	4	0	0	1	0	19	
TEAM		2-4											
Totals		16-50	2-13	16-22	6-30	36	14	50	6	9	4	6	200

TOTAL FG%	1st Half: 8-28 28.6%	2nd Half: 8-22 36.4%	Game: 32.0%
3-Pt. FG%	1st Half: 2-10 20.0%	2nd Half: 0-3 0.0%	Game: 15.4%
F Throw %	1st Half: 1-1 100%	2nd Half: 15-21 71.4%	Game: 72.7%

Deadball Rbs: 4

Points in the paint-TCU 24,UU 22. **Points off turnovers**-TCU 6,UU 7.

2nd chance points-TCU 6,UU 2. **Fast break points**-TCU 8,UU 4.

Bench points-TCU 8,UU 11. **Score tied**-8 times. **Lead changed**-11 times.

Last FG-TCU 2nd-00:44,UU 2nd-02:23.

Largest lead-TCU by 2 1st-19:14,UU by 8 1st-08:43.



NEW MEXICO 80, TCU 70
 Fort Worth, Texas (Daniel-Meyer Coliseum)
 Feb. 17, 2011

FORT WORTH—Colorado State's Andy Ogide scored a game-high 20 points and added eight rebounds to lead the Rams to a 69-55 victory over TCU at Daniel-Meyer Coliseum.

Two Frogs scored in double figures, led by Nikola Cerina and J.R. Cadot with 12 points each. Cerina also totaled a career-high five steals. Hank Thorns added 11 points, eight assists and four steals, while Garlon Green had 10 points with a trio of 3-pointers.

Much like in the team's first matchup this season in Fort Collins, Colorado State attacked the basket all evening, scoring 51 of its 69 points either in the paint or at the free-throw line. TCU was able to force the Rams into 19 turnovers, and the Frogs collected a season-high 13 steals on the evening.

TCU scored the opening basket of the second half to climb within one point of the Rams, 26-25, but CSU responded with 15 of the game's next 19 points in what turned out to be the game's most crucial stretch.

Forward Greg Smith, who went for a double-double featuring 19 points and 10 boards, totaled six of the points, including one last free throw to push the Rams to their largest lead of 14 points at 42-28 with 14:29 remaining. The Frogs twice cut their deficit to eight points or fewer down the stretch but were unable to climb any closer.

NEW MEXICO [18-6; 6-8 MWC]

##	Player Name	FG	3FG	FT	RB	PF	TP	A	TO	BLK	S	MIN	
00	HARDEMAN, A.J.	f 5-7	0-0	4-5	4-6	10	3	14	0	3	1	28	
32	GORDON, Drew	f 4-7	0-0	0-0	2-9	11	4	8	0	0	0	24	
05	GARY, Dairese	g 11-14	3-4	7-8	1-2	3	32	9	3	0	1	40	
10	WILLIAMS, Kendall	g 2-6	1-4	3-6	1-1	2	0	8	0	1	0	26	
23	McDONALD, Phillip	g 4-13	2-9	2-2	1-3	4	12	2	2	0	0	31	
04	ADAMS, Chad	1-1	0-0	0-0	1-0	1	2	0	0	0	0	9	
13	FENTON, Jamal	1-2	0-1	0-1	1-1	2	3	2	5	1	0	18	
21	SNELL, Tony	0-0	0-0	0-0	0-1	1	0	0	2	0	0	11	
41	BAIRSTOW, Cameron	1-1	0-0	0-0	0-0	0	2	0	0	0	0	3	
53	KIRK, Alex	0-2	0-1	0-0	1-3	4	1	0	0	0	0	10	
TEAM		0-0											
Totals		29-53	6-19	16-22	12-26	38	15	80	16	13	1	3	200

TOTAL FG%	1st Half: 15-29 51.7%	2nd Half: 14-24 58.3%	Game: 54.7%
3-Pt. FG%	1st Half: 3-11 27.3%	2nd Half: 3-8 37.5%	Game: 31.6%
F Throw %	1st Half: 3-4 75.0%	2nd Half: 13-18 72.2%	Game: 72.7%

Deadball Rbs: 2

Officials: Chris Rastatter, Shawn Lehigh, Martin Oota.

Technical fouls: New Mexico-None. TCU-None.

Attendance: 6032.

Score by Periods



2010-11 GAME-BY-GAME RECAPS



AIR FORCE 70, TCU 65

USAFA, Colo. (Clune Arena)
March 2, 2011

USAFA, Colo.—Greg Hill tied a career high with 23 points to help TCU build a seven-point halftime lead, but a red-hot second-half Air Force performance sank the Frogs during a 70-65 setback at Clune Arena.

TCU posted its top long-range shooting night of the season to help stake its early edge, but the Falcons responded in the second half with a sizzling effort from the field. Air Force scored 16 of the first 19 points of the second half to turn a 34-27 deficit into a 47-37 advantage. The squad finished the game shooting an even 50%, including 66.7% in the second stanza alone.

The Frogs, who trailed by 10 points on two separate occasions in the second half, regrouped both times to tie the game. The final run saw the squad score 10 straight points over a two-minute period to bring itself even with only 1:03 to play.

The Frogs had a chance to move in front on their next possession inside the final 20 seconds, but another Thorns layup attempt glanced off the rim. Michael Lyons was fouled on the rebound and sank a pair of free throws. Air Force then added three more free throws to ice the victory.

Hill went 8-of-16 from the field to lead the Frogs, including 6-of-12 from 3-point range. His individual effort helped the Frogs go 14-of-29 from beyond the arc, the most makes in a game since 2007-08.

TCU [10-21; 1-15 MWC]

##	Player Name	FG	3FG	FT	RB	PF	TP	A	TO	BLK	S	MIN	
12	CERINA, Nikola	f 1-3	0-0	4-6	2-6	4	6	1	4	1	1	33	
33	GREEN, Garlon	f 3-8	3-4	0-0	2-3	1	9	0	2	0	1	32	
01	RAY, Jarvis	g 0-1	0-1	0-0	0-1	2	0	2	2	0	0	12	
10	THORNS, Hank	g 5-14	2-7	0-0	0-3	2	12	11	5	0	2	40	
23	CADOT, J.R.	g 5-8	2-2	0-1	3-4	2	12	1	1	0	0	35	
04	FIELDS, Amric	1-4	1-3	0-0	1-4	4	3	0	0	1	0	17	
25	HILL, Greg	8-16	6-12	1-1	1-3	4	1	23	0	0	1	31	
TEAM		2-0-2											
Totals		23-54			12-24	35	16	65	15	14	2	5	200

TOTAL FG%	1st Half: 12-26 46.2%	2nd Half: 11-28 39.3%	Game: 42.6%
3-Pt. FG%	1st Half: 7-13 53.8%	2nd Half: 7-16 43.8%	Game: 48.3%
F Throw %	1st Half: 3-5 60.0%	2nd Half: 2-3 66.7%	Game: 62.5%

Deadball Rbs: 1

Officials: Eric Curry, Kevin Brill, Ken Neilson.
Technical fouls: TCU-None, Air Force-None.
Attendance: 1,707

Score by Periods	1st	2nd	Total
TCU	34	31	65
Air Force	27	43	70

AIR FORCE [15-13; 6-9 MWC]

##	Player Name	FG	3FG	FT	RB	PF	TP	A	TO	BLK	S	MIN			
20	FOW, Tom	f 3-7	3-5	0-0	0-3	2	9	1	0	0	0	19			
24	BROOKS, Derek	f 4-7	2-3	0-0	0-2	0	10	2	2	1	2	26			
10	FLETCHER, Todd	g 2-5	1-2	0-0	0-3	0	5	6	1	0	1	32			
14	LYONS, Michael	g 2-13	2-5	4-4	0-3	2	20	1	1	0	0	36			
35	WASHINGTON, Evan	g 7-4	0-0	0-0	0-2	3	4	5	1	1	1	35			
05	FITZGERALD, Mike	0-2	0-1	1-2	0-0	0	1	0	0	0	0	5			
13	BOHANNON, Zach	2-3	1-2	0-0	1-3	1	5	2	1	1	0	13			
15	STEWART, Taylor	3-6	0-0	1-2	1-2	1	7	1	0	0	1	12			
30	BRAKEVILLE, Adam	0-0	0-0	2-2	0-1	0	2	0	0	0	0	0+			
34	BROEKHUIS, Taylor	1-1	0-0	5-6	0-2	2	7	2	1	0	3	22			
TEAM		0-1-1													
Totals		24-48			9-18	13-16	2-22	24	11	70	20	7	3	8	200

TOTAL FG%	1st Half: 10-27 37.0%	2nd Half: 14-21 66.7%	Game: 50.0%
3-Pt. FG%	1st Half: 5-13 38.5%	2nd Half: 4-5 80.0%	Game: 50.0%
F Throw %	1st Half: 2-4 50.0%	2nd Half: 11-12 91.7%	Game: 81.3%

Deadball Rbs: 1

Points in the paint-TC 14, AF 22. **Points off turnovers-**TC 10, AF 20.
2nd chance points-TC 10, AF 5. **Fast break points-**TC 4, AF 2.
Bench points-TC 26, AF 22. **Score tied-**5 times. **Lead changed-**4 times.
Last FG-TC 2nd-01:03, AF 2nd-03:30.
Largest lead-TC by 7 1st-09:12, AF by 10 2nd-03:30.



TCU 70, WYOMING 61

Las Vegas, Nev. (Thomas & Mack Center)
March 9, 2011

LAS VEGAS—Greg Hill scored a game-high 18 points to lead TCU to a 70-61 victory over eighth-seeded Wyoming in the opening round of the Mountain West Conference Championship at the Thomas & Mack Center.

The victory, the Horned Frogs' first since a Jan. 12 home win over the Cowboys, snapped a 13-game losing streak.

TCU, the bracket's No. 9 seed, built a double-digit first-half lead that turned into a one-point Wyoming edge midway through the second half. A layup by Cowboy guard Joe Hudson following a Frog turnover gave the squad a 42-41 lead with 13:26 remaining, but the Frogs responded with a 9-0 run and never looked back. Hill hit one of his three second-half 3-pointers to put TCU back on top for good.

Hill's 18 points came on a 6-of-11 showing from the floor, including 4-of-5 from 3-point range. His performance came on the heels of a career-high 23-point effort in the regular-season finale at Air Force. Hank Thorns, who played all 40 minutes for the seventh time in 10 games, totaled 16 points and nine assists, his 13th game with at least nine helpers. J.R. Cadot also had a solid game for the Frogs, recording his third double-double of the year with 13 points and a career-high 13 rebounds. Cadot dominated the glass, pulling down six boards on the offensive end of the court alone.

TCU [11-21]

##	Player Name	FG	3FG	FT	RB	PF	TP	A	TO	BLK	S	MIN			
12	CERINA, Nikola	f 4-8	0-0	1-1	2-8	10	5	9	2	2	1	30			
33	GREEN, Garlon	f 5-11	0-2	0-0	0-3	3	10	1	4	0	1	31			
10	THORNS, Hank	g 6-16	1-3	3-3	0-4	2	16	9	2	0	0	40			
23	CADOT, J.R.	g 6-8	0-0	1-3	6-7	13	3	13	1	0	0	35			
25	HILL, Greg	g 6-11	4-5	2-4	1-1	2	0	18	2	1	3	34			
01	RAY, Jarvis	0-0	0-0	0-0	0-0	2	0	1	1	0	0	6			
04	FIELDS, Amric	0-4	0-0	0-1	0-0	2	0	1	1	1	2	14			
15	GACESA, Nikola	2-2	0-0	0-0	0-1	1	4	0	1	0	0	10			
TEAM		0-1-1													
Totals		29-60			5-10	7-12	9-25	34	18	70	17	13	3	10	200

TOTAL FG%	1st Half: 11-27 40.7%	2nd Half: 18-33 54.5%	Game: 48.3%
3-Pt. FG%	1st Half: 2-4 50.0%	2nd Half: 3-6 50.0%	Game: 50.0%
F Throw %	1st Half: 3-4 75.0%	2nd Half: 4-8 50.0%	Game: 58.3%

Deadball Rbs: 3

Officials: Scott Thornley, Randy McCall, Larry Spaulding.
Technical fouls: TCU-None, Wyoming-None.
Attendance: 5,891

Score by Periods	1st	2nd	Total
TCU	27	43	70
Wyoming	24	37	61

WYOMING [10-21]

##	Player Name	FG	3FG	FT	RB	PF	TP	A	TO	BLK	S	MIN			
22	M'BAYE, Amath	f 3-8	1-1	3-4	2-4	3	10	0	3	2	0	34			
23	THIAM, Djibril	f 2-4	0-0	2-2	0-4	1	6	0	1	2	4	24			
01	LUSTER, JayDee	g 2-9	1-4	3-4	1-0	1	4	8	3	3	0	23			
03	JACKSON, Desmar	g 5-10	1-4	1-2	1-5	6	2	12	1	4	0	33			
04	CRUZ, Francisco	g 5-12	2-5	2-2	4-7	1	14	2	5	0	2	35			
02	BOUEDO, Arthur	0-3	0-3	0-0	0-0	0	0	0	1	0	0	4			
15	WADDELL, Adam	2-5	0-0	2-4	5-3	3	6	0	0	1	0	18			
21	HUDSON, Joe	2-5	1-4	0-0	0-0	2	5	0	0	0	0	14			
35	HARRISON, Daylen	0-0	0-0	0-0	0-2	1	0	1	0	0	1	15			
TEAM		0-1-1													
Totals		21-56			6-21	13-18	13-22	35	17	61	7	17	5	8	200

TOTAL FG%	1st Half: 8-29 27.6%	2nd Half: 13-27 48.1%	Game: 37.5%
3-Pt. FG%	1st Half: 2-11 18.2%	2nd Half: 4-10 40.0%	Game: 28.6%
F Throw %	1st Half: 6-8 75.0%	2nd Half: 7-10 70.0%	Game: 72.2%

Deadball Rbs: 4

Points in the paint-TC 38, WY 26. **Points off turnovers-**TC 19, WY 9.
2nd chance points-TC 10, WY 11. **Fast break points-**TC 16, WY 4.
Bench points-TC 4, WY 11. **Score tied-**0 times. **Lead changed-**2 times.
Last FG-TC 2nd-01:48, WY 2nd-00:14.
Largest lead-TC by 13 2nd-01:47, WY by 1 2nd-13:26.



#8/8 BYU 64, TCU 58

Las Vegas, Nev. (Thomas & Mack Center)
March 10, 2011

LAS VEGAS—TCU took a lead into halftime and made several big buckets late to give itself a shot, but No. 8 BYU came up with the key plays in crunch time during a 64-58 Cougar victory in the quarterfinals of the 2011 Conoco Mountain West Championship at the Thomas & Mack Center.

TCU led by as many as four points just before halftime and took a 31-30 edge into the locker room, but BYU regrouped early in the second half with a 7-0 run to open the period. TCU was able to keep the game within reach the entire second half until a last-ditch effort in the final minute after Greg Hill, who had exited the game earlier with an ankle injury, returned to the floor. Hill followed with seven straight TCU points on a pair of 3-pointers, including one on which he was fouled, to pull the Frogs to within two, 60-58.

Cougar guard Jimmer Fredette, the national scoring leader, followed with a pair of free throw with 12 seconds left to push BYU's lead to four points. Hank Thorns was then blocked on a layup attempt on the following possession, and BYU's Jackson Emery provided the game's final margin on two additional free throws with 4.0 seconds remaining.

Hill and Thorns tied for the TCU team lead with 15 points each. Thorns scored 13 in the first half while going 3-for-3 from beyond the arc. Hill finished 4-of-9 from 3-point range.

TCU [11-22]

##	Player Name	FG	3FG	FT	RB	PF	TP	A	TO	BLK	S	MIN		
12	CERINA, Nikola	f 2-4	0-0	0-1	0-4	4	4	3	3	0	1	31		
33	GREEN, Garlon	f 4-6	2-3	1-2	1-1	2	11	1	3	0	1	37		
10	THORNS, Hank	g 6-12	3-4	0-0	1-4	5	15	6	3	0	0	38		
23	CADOT, J.R.	g 4-9	0-2	4-6	1-5	5	12	3	3	1	1	30		
25	HILL, Greg	g 4-12	4-9	3-4	1-4	1	15	1	0	0	0	35		
01	RAY, Jarvis	0-0	0-0	0-0	0-0	1	0	0	0	1	6			
04	FIELDS, Amric	0-1	0-1	1-2	0-2	0	1	0	0	0	1	15		
15	GACESA, Nikola	0-1	0-0	0-0	0-0	1	0	1	0	0	0	8		
TEAM		1-0-1												
Totals		20-45			9-19	9-15	5-20	25	58	15	13	1	5	200

TOTAL FG%	1st Half: 11-22 50.0%	2nd Half: 9-23 39.1%	Game: 44.4%
3-Pt. FG%	1st Half: 7-12 58.3%	2nd Half: 2-7 28.6%	Game: 47.4%
F Throw %	1st Half: 5-8 62.5%	2nd Half: 4-7 57.1%	Game: 60.0%

Deadball Rbs: 4

Officials: Verne Harris, K.C. Ely, Brad Ferrie.
Technical fouls: TCU-CADOT, J.R.; BYU-None.
Attendance: 14,697.

Score by Periods	1st	2nd	Total
TCU	34	24	58
BYU	33	31	64

BYU [29-3]

##	Player Name	FG	3FG	FT	RB	PF	TP	A	TO	BLK	S	MIN
01	ABOUO, Charles	f 6-8	1-2	1-2	3-5	4	14	2	2	0	2	32
31	COLLINSWORTH, K.	f 1-1	0-0	3-6	2-6	3	5	2	0	0	3	30
34	HARTSOCK, Noah	f 3-4	0-1	4-5	5-7	2	10	4	2	3	0	37
04	EMERY, Jackson	g 3-13	1-8	2-2	0-3	2	9	3	2	1	1	40
32	FREDETTE, Jimmer	g 7-21	4-11	6-6	1							

2010-11 MOUNTAIN WEST CONFERENCE RECAP

FINAL MOUNTAIN WEST CONFERENCE STANDINGS

TEAM	MWC GAMES				ALL GAMES					
	W-L	PCT	H	A	W-L	PCT	H	A	N	Last 10
San Diego State (6/5) %#	14-2	.875	7-1	7-1	34-3	.919	14-1	12-1	8-1	8-2
BYU (10/12) %	14-2	.875	7-1	7-1	32-5	.865	13-1	10-1	9-3	7-3
UNLV (RV/RV)	11-5	.688	5-3	6-2	24-9	.727	11-5	8-3	5-1	7-3
Colorado State	9-7	.562	5-3	4-4	19-13	.594	9-5	6-5	4-3	4-6
New Mexico	8-8	.500	5-3	3-5	22-13	.629	14-3	6-8	2-2	5-5
Air Force	6-10	.375	4-4	2-6	16-16	.500	12-5	3-11	1-0	3-7
Utah	6-10	.375	3-5	3-5	13-18	.419	9-6	4-9	0-3	3-7
Wyoming	3-13	.188	3-5	0-8	10-21	.323	10-7	0-11	0-3	2-8
TCU	1-15	.063	1-7	0-8	11-22	.333	8-8	1-11	2-3	1-9

% — Regular Season Champion # — Tournament Champion

MOUNTAIN WEST CONFERENCE TOURNEY RECAP

FIRST ROUND

Wednesday, March 9
(9) TCU 70, (8) Wyoming 61

CHAMPIONSHIP ROUND

Saturday, March 12
(2) San Diego State 72, (1) BYU 54

QUARTERFINAL ROUND

Thursday, March 10
(1) BYU 64, (9) TCU 58
(2) San Diego State 64, (7) Utah 50
(3) UNLV 69, (6) Air Force 53
(5) New Mexico 67, (4) Colorado State 61

ALL-TOURNAMENT TEAM

Jimmer Fredette, BYU (MVP)
D.J. Gay, San Diego State
Kawhi Leonard, San Diego State
Billy White, San Diego State
Tre'Von Willis, UNLV

SEMIFINAL ROUND

Friday, March 11
(1) BYU 87, (5) New Mexico 76
(2) San Diego State 74, (3) UNLV 72

2010-11 MWC PRESEASON POLL

No.	Team (1st Place Votes)	Points
1.	San Diego State (21)	261
2.	BYU (5)	220
3.	New Mexico (3)	214
4.	UNLV (1)	203
5.	Colorado State	132
6.	Utah	105
7.	TCU	92
8.	Wyoming	88
9.	Air Force	35

PRESEASON ALL-MWC TEAM

Name	Class	Position	Team
Jimmer Fredette	Sr.	G	BYU
Dairese Gary	Sr.	G	New Mexico
Kawhi Leonard	So.	F	San Diego State
Malcolm Thomas	Sr.	F	San Diego State
Tre'Von Willis	Sr.	G	UNLV

PLAYER OF THE YEAR:

Jimmer Fredette Sr. G BYU

TOP NEWCOMER:

Drew Gordon Jr. F New Mexico

TOP FRESHMAN:

Kyle Collinworth Fr. G BYU

POSTSEASON AWARDS

FIRST TEAM

Name	Class	Position	Team
Jimmer Fredette	Sr.	G	BYU
Dairese Gary	Sr.	G	New Mexico
D.J. Gay	Sr.	G	San Diego State
Kawhi Leonard	So.	F	San Diego State
Andy Ogide	Sr.	F	Colorado State

SECOND TEAM

Name	Class	Position	Team
Jackson Emery	Sr.	G	BYU
Drew Gordon	Jr.	F/C	New Mexico
Malcolm Thomas	Sr.	F	San Diego State
Tre'Von Willis	Sr.	G	UNLV
Will Clyburn	Jr.	F	Utah

THIRD TEAM

Name	Class	Position	Team
Oscar Belfield	Jr.	G	UNLV
Brandon Davies	So.	F	BYU
Michael Lyons	So.	G	Air Force
Chase Stanback	Jr.	G/F	UNLV
Hank Thorns	Jr.	G	TCU

HONORABLE MENTION

Name	Class	Position	Team
Tom Fow	Sr.	F	Air Force
Evan Washington	Sr.	G	Air Force
Noah Hartsock	Jr.	F	BYU
Travis Franklin	Sr.	F	Colorado State
Kendall Williams	Fr.	G	New Mexico
Billy White	Sr.	F	San Diego State
Josh Watkins	Jr.	G	Utah
Desmar Jackson	So.	G	Wyoming
Amath M'Baye	So.	F	Wyoming

ALL DEFENSIVE TEAM

Name	Class	Position	Team
Jackson Emery	Sr.	G	BYU
Dairese Gary	Sr.	G	New Mexico
Kawhi Leonard	So.	F	San Diego State
Malcolm Thomas	Sr.	F	San Diego State
David Foster	Jr.	C	Utah

Player of the Year: Jimmer Fredette, Sr., G, BYU

Defensive Player of the Year: Jackson Emery, Sr., G, BYU

Newcomer of the Year: Drew Gordon, Jr., F/C, New Mexico

Freshman of the Year: Kendall Williams, Fr., G, New Mexico

Sixth Man of the Year: Pierce Hornung, So., F, Colorado State

Co-Coaches of the Year: Dave Rose, BYU and Steve Fisher, San Diego State



2010-11 MOUNTAIN WEST CONFERENCE RECAP

TCU IN THE MWC RANKINGS (ALL GAMES)

TEAM	CATEGORY	RANK	FIGURE	LEADER (FIGURE)
	Scoring Offense	6th	67.3	BYU (81.4)
	Scoring Defense	9th	70.2	San Diego State (59.2)
	Scoring Margin	7th	-3.0	BYU (+13.5)
	Free Throw Pct.	8th	67.4%	BYU (76.5%)
	Field Goal Pct.	7th	43.6%	Air Force (47.1%)
	Field Goal Pct. Defense	9th	46.0%	San Diego State (39.6%)
	3-Point FG Pct.	3rd	35.0%	Air Force (37.7%)
	3-Point FG Defense	4th	32.9%	San Diego State (31.9%)
	3-Point FG Made	3rd	6.48	BYU (8.43)
	Rebounding Offense	7th	32.8	BYU (38.5)
	Rebounding Defense	5th	34.4	San Diego State (31.0)
	Rebounding Margin	7th	-1.6	San Diego State (+6.8)
	Blocked Shots	9th	2.24	Utah (5.16)
	Assists	5th	14.36	Air Force (15.44)
	Steals	5th	6.30	UNLV (8.12)
	Turnover Margin	6th	+0.61	UNLV (+3.67)
	Assist/Turnover Ratio	6th	1.13	BYU (1.33)
	Offensive Rebounds	8th	9.55	San Diego State (12.76)
	Defensive Rebounds	7th	23.30	BYU (27.16)
	Defensive Rebound Pct.	2nd	72.0%	New Mexico (72.2%)
	Offensive Rebound Pct.	8th	27.3%	San Diego State (38.2%)

INDIVIDUAL

HANK THORNS

CATEGORY	RANK	FIGURE	LEADER (FIGURE)
Assists	1st	7.03	
Assist/Turnover Ratio	1st	2.71	
Minutes Played	5th	33.75	Jimmer Fredette (BYU), 35.76

J.R. CADOT

CATEGORY	RANK	FIGURE	LEADER (FIGURE)
Offensive Rebounds Per Game	3rd	2.50	Kawhi Leonard (San Diego State), 3.08
Rebounds Per Game	6th	6.0	Kawhi Leonard (San Diego State), 10.6

GARLON GREEN

CATEGORY	RANK	FIGURE	LEADER (FIGURE)
3-Point FG Per Game	9th	1.69	Jimmer Fredette (BYU), 3.56
Rebounds Per Game	15th	4.6	Kawhi Leonard (San Diego State), 10.6
Points Per Game	18th	11.2	Jimmer Fredette (BYU), 28.9

GREG HILL

CATEGORY	RANK	FIGURE	LEADER (FIGURE)
3-Point FG Pct.	6th	38.6%	Tom Fow (Air Force), 45.9%

TCU IN THE MWC RANKINGS (Conference Games)

TEAM	CATEGORY	RANK	FIGURE	LEADER (FIGURE)
	Scoring Offense	9th	61.4	BYU (82.0)
	Scoring Defense	8th	72.6	San Diego State (59.2)
	Scoring Margin	8th	-11.2	BYU (+12.4)
	Free Throw Pct.	6th	68.0%	BYU (80.3%)
	Field Goal Pct.	9th	40.6%	Air Force (46.0%)
	Field Goal Pct. Defense	9th	48.8%	San Diego State (39.1%)
	3-Point FG Pct.	6th	31.9%	Air Force (39.2%)
	3-Point FG Defense	5th	35.1%	San Diego State (28.5%)
	3-Point FG Made	6th	5.94	BYU (9.06)
	Rebounding Offense	7th	31.5	San Diego State (39.5)
	Rebounding Defense	6th	34.9	New Mexico (30.3)
	Rebounding Margin	7th	-3.4	San Diego State (+7.4)
	Blocked Shots	8th	2.13	San Diego State (5.06)
	Assists	6th	13.63	Air Force (15.69)
	Steals	T-6th	5.44	BYU (7.56)
	Turnover Margin	6th	-0.31	UNLV (+2.69)
	Assist/Turnover Ratio	5th	1.11	Air Force (1.30)
	Offensive Rebounds	6th	9.38	San Diego State (13.31)
	Defensive Rebounds	7th	22.13	BYU (27.13)
	Defensive Rebound Pct.	3rd	72.7%	New Mexico (74.6%)
	Offensive Rebound Pct.	7th	26.0%	San Diego State (37.3%)

INDIVIDUAL

HANK THORNS

CATEGORY	RANK	FIGURE	LEADER (FIGURE)
Assists	1st	8.13	
Minutes Played	1st	37.50	
Assist/Turnover Ratio	2nd	3.25	D.J. Gay (San Diego State), 3.87
Points Per Game	19th	11.3	Jimmer Fredette (BYU), 31.4

J.R. CADOT

CATEGORY	RANK	FIGURE	LEADER (FIGURE)
Offensive Rebounds Per Game	7th	2.20	Drew Gordon (New Mexico), 3.94
Rebounds Per Game	15th	5.2	Kawhi Leonard (San Diego State), 11.9

NIKOLA CERINA

CATEGORY	RANK	FIGURE	LEADER (FIGURE)
Rebounds Per Game	T-16th	5.2	Kawhi Leonard (San Diego State), 11.9
Steals Per Game	T-7th	1.31	Jackson Emery (BYU), 2.69

GARLON GREEN

CATEGORY	RANK	FIGURE	LEADER (FIGURE)
3-Point FG Per Game	9th	1.69	Jimmer Fredette (BYU), 3.56
Rebounds Per Game	T-16th	5.2	Kawhi Leonard (San Diego State), 11.9

GREG HILL

CATEGORY	RANK	FIGURE	LEADER (FIGURE)
3-Point FG Per Game	10th	1.63	Jimmer Fredette (BYU), 3.56

TCU IN THE NCAA RANKINGS (Top-100 Only)

TEAM

Assists Per Game	69th	14.4	Duquesne (17.8)
Assist/Turnover Ratio	74th	1.13	Wisconsin (1.71)
3-Point FG Defense	97th	32.9%	Stephen F. Austin (28.4%)

INDIVIDUAL - HANK THORNS

Assists Per Game	4th	7.0	Aaron Johnson (UAB), 7.7
Assist/Turnover Ratio	12th	2.71	Jordan Taylor (Wisconsin), 3.83
10-Assist Games	3rd	9	Aaron Johnson (UAB), 10 Scott Machado (Iona), 10

INDIVIDUAL CAREER RECORDS

GAMES PLAYED

Rnk	No.	Player	Years
1.	125	Femi Ibiokunle	2004-07
2.	123	Neiman Owens	2005-08
	123	Corey Santee	2002-05
4.	122	Brent Hackett	2005-08
5.	121	Blake Adams	2004-07
	121	Reggie Smith	1989-92
7.	120	Dennis Davis	1995-98
8.	119	Bingo Merriex	2000-03
9.	118	Ryan Carroll	1998-01
10.	117	Darrell Browder	1980-83

GAMES STARTED

Rnk	No.	Player	Years
1.	121	Reggie Smith	1989-92
2.	115	Carven Holcombe	1984-87
3.	114	Darrell Browder	1980-83
4.	113	Corey Santee	2002-05
5.	94	Larry Frevort	1978-81
6.	91	Kevin Langford	2007-09
	91	Jeff Jacobs	1994-97
8.	88	Brent Hackett	2005-08
	88	Michael Strickland	1989-92
10.	86	Ryan Carroll	1998-01

MINUTES PLAYED

Rnk	No.	Player	Years
1.	4,378	Darrell Browder	1980-83
2.	3,940	Corey Santee	2002-05
3.	3,857	Carven Holcombe	1984-87
4.	3,515	Reggie Smith	1989-92
5.	3,180	Jeff Jacobs	1994-97
6.	3,016	Bingo Merriex	2000-03
7.	2,973	Brent Hackett	2005-08
8.	2,957	Michael Strickland	1989-92
9.	2,794	Dennis Nutt	1982-85
10.	2,787	Kevin Langford	2007-09

POINTS

Rnk	No.	Player	Years
1.	1,886	Darrell Browder	1980-83
2.	1,832	Corey Santee	2002-05
3.	1,734	Carven Holcombe	1984-87
4.	1,723	Dick O'Neal	1955-57
5.	1,630	Reggie Smith	1989-92
6.	1,512	Kurt Thomas	1991-95
7.	1,508	Ryan Carroll	1998-01
8.	1,503	Lee Nailon	1998-99
9.	1,426	Gary Turner	1964-66
10.	1,323	Mike Jones	1997-98

POINTS PER GAME

Rnk	No.	Player	Years
1.	23.9	Dick O'Neal	1955-57
	23.9	Lee Nailon	1998-99
3.	20.4	Eugene Kennedy	1971
4.	20.2	Gary Turner	1964-66
5.	19.5	Marquise Gainous	1999-00
	19.5	Mike Jones	1997-98
7.	19.3	Simpson DeGrate	1971-72
8.	18.7	Malcolm Johnson	1997-98
9.	18.6	Junior Blount	2002-03
10.	17.3	Doug Arnold	1982-83

FIELD GOALS

Rnk	No.	Player	Years
1.	803	Darrell Browder	1980-83
2.	718	Carven Holcombe	1984-87
3.	658	Corey Santee	2002-05
4.	620	Reggie Smith	1989-92
5.	595	Lee Nailon	1998-99
6.	578	Kurt Thomas	1991-95
7.	563	Dick O'Neal	1955-57
8.	538	Ryan Carroll	1998-01
9.	522	Gary Turner	1964-66
10.	517	Dennis Nutt	1982-85

FIELD GOAL ATTEMPTS

Rnk	No.	Player	Years
1.	1,631	Darrell Browder	1980-83
2.	1,583	Corey Santee	2002-05
3.	1,408	Carven Holcombe	1984-87
4.	1,310	Dick O'Neal	1955-57
5.	1,250	Reggie Smith	1989-92
6.	1,137	Gary Turner	1964-66
7.	1,118	Lee Nailon	1998-99
8.	1,104	Ryan Carroll	1998-01
9.	1,103	Kurt Thomas	1991-95
10.	1,085	Mickey McCarty	1966-68

FIELD GOAL PCT. (MIN. 250 ATT.)

Rnk	No.	Player	Years
1.	.589 (212-of-360)	Eugene Kennedy	1971
2.	.565 (275-of-487)	Eric Dailey	1993-94
3.	.539 (303-of-562)	Craig Sibley	1989-90
4.	.537 (330-of-615)	Byron Waits	1993-96
5.	.536 (437-of-815)	Marquise Gainous	1999-00
6.	.532 (595-of-1,118)	Lee Nailon	1998-99
7.	.528 (204-of-386)	Greg Grissom	1984-86
8.	.525 (218-of-415)	Stan Farr	1965-67
9.	.524 (578-of-1,103)	Kurt Thomas	1991-95
10.	.517 (284-of-549)	Chudi Chinweze	2003-06

3-POINT FIELD GOALS

Rnk	No.	Player	Years
1.	243	Corey Santee	2002-05
2.	233	Ryan Carroll	1998-01
3.	231	Michael Strickland	1990-92
4.	217	Bingo Merriex	2000-03
5.	190	Brent Hackett	2004-07
6.	182	Jeff Jacobs	1994-97
7.	177	Malcolm Johnson	1997-98
8.	161	Marcus Shropshire	2004-05
9.	160	Junior Blount	2002-03
10.	132	Nile Murry	2005-06

3-POINT FIELD GOAL ATTEMPTS

Rnk	No.	Player	Years
1.	700	Corey Santee	2002-05
2.	626	Michael Strickland	1990-92
3.	596	Ryan Carroll	1998-01
4.	587	Bingo Merriex	2000-03
5.	574	Brent Hackett	2004-07
6.	507	Jeff Jacobs	1994-97
7.	496	Malcolm Johnson	1997-98
8.	453	Junior Blount	2002-03
9.	404	Marcus Shropshire	2004-05
10.	346	Nile Murry	2005-06

3-POINT FIELD GOAL PCT. (MIN. 100 ATT.)

Rnk	No.	Player	Years
1.	.477 (62-of-130)	Henry Salter	2008
2.	.451 (51-of-113)	Jamie Dixon	1984-87
	.451 (82-of-182)	Thomas McTyer	1998-01
4.	.450 (108-of-240)	Danny Hughes	1988-89
5.	.404 (131-of-324)	Al Thomas	1991-92
6.	.400 (56-of-140)	Garlon Green	2009-pres.
7.	.399 (161-of-404)	Marcus Shropshire	2004-05
8.	.395 (58-of-147)	Michael Thoele	1994-95
9.	.391 (233-of-596)	Ryan Carroll	1998-01
10.	.383 (59-of-154)	Vladimir Jaksic	1999-00

FREE THROWS


Rnk	No.	Player	Years
1.	597	Dick O'Neal	1955-57
2.	414	Kevin Langford	2007-09
3.	412	Gary Turner	1964-66
4.	390	Reggie Smith	1989-92
5.	341	Kurt Thomas	1991-95
6.	333	Marquise Gainous	1999-00
7.	328	Wayne Kreis	1965-67
8.	324	Ronny Stevenson	1957-59
9.	308	Lee Nailon	1998-99
10.	296	Carven Holcombe	1984-87



DARRELL BROWDER



EUGENE "GOO" KENNEDY



COREY SANTEE

INDIVIDUAL CAREER RECORDS

FREE THROW ATTEMPTS

Rnk	No.	Player	Years
1.	805	Dick O'Neal	1955-57
2.	679	Reggie Smith	1989-92
3.	601	Kevin Langford	2007-09
4.	568	Gary Turner	1964-66
5.	500	Kurt Thomas	1991-95
6.	479	Ronny Stevenson	1957-59
7.	463	Carven Holcombe	1984-87
8.	423	Lee Nailon	1998-99
9.	411	Marquise Gainous	1999-00
10.	403	Wayne Kreis	1965-67

FREE THROW PCT. (MIN. 150 ATT.)

Rnk	No.	Player	Years
1.	.874 (228-of-261)	Junior Blount	2002-03
2.	.849 (158-of-186)	Dennis Nutt	1982-85
3.	.821 (142-of-173)	Randy Boyts	1976-77
4.	.818 (175-of-214)	Phil Reynolds	1960-62
5.	.814 (328-of-403)	Wayne Kreis	1965-67
6.	.813 (200-of-246)	Rick Wittenbraker	1968-70
7.	.811 (232-of-286)	Nile Murry	2005-06
8.	.810 (333-of-411)	Marquise Gainous	1999-00
9.	.807 (280-of-347)	Darrell Browder	1980-83
10.	.795 (225-of-283)	Mike Jones	1997-98

REBOUNDS

Rnk	No.	Player	Years
1.	966	Reggie Smith	1989-92
2.	917	Ronny Stevenson	1957-59
3.	887	Gary Turner	1964-66
4.	856	James Cash	1967-69
5.	795	Mickey McCarty	1966-68
6.	790	Dick O'Neal	1955-57
7.	783	H. E. Kirchner	1957-59
8.	782	Kurt Thomas	1991-95
9.	762	Dennis Davis	1995-98
10.	662	Bingo Merriex	2000-03

REBOUNDS PER GAME

Rnk	No.	Player	Years
1.	16.6	Eugene Kennedy	1971
2.	12.7	Ronny Stevenson	1957-59
3.	12.3	Gary Turner	1964-66
4.	12.1	Doug Boyd	1969-70
5.	11.6	James Cash	1967-69
6.	11.0	Dick O'Neal	1955-57
7.	10.8	Simpson DeGrate	1971-72
8.	10.7	Mickey McCarty	1966-68
9.	10.6	H. E. Kirchner	1957-59
10.	9.0	Kurt Thomas	1991-95

ASSISTS

Rnk	No.	Player	Years
1.	575	Corey Santee	2002-05
2.	514	Prince Fowler	1997-99
3.	475	Jeff Jacobs	1994-97
4.	459	Darrell Browder	1980-83
5.	414	Tony Edmond	1989-90
6.	353	Jamie Dixon	1984-87
7.	339	Thomas McTyer	1997-01
	339	Mike Jones	1997-98
9.	323	Ronnie Moss	2008-11
10.	321	Brent Atwater	1992-93

ASSISTS PER GAME

Rnk	No.	Player	Years
1.	7.0	Tony Edmond	1989-90
	7.0	Hank Thorns	2010-pres.
3.	5.7	Greedy Daniels	2001
4.	5.3	Prince Fowler	1997-99
5.	5.2	Juan Bragg	1995-96
	5.2	Brent Atwater	1992-93
7.	5.0	Mike Jones	1997-98
8.	4.7	Corey Santee	2002-05
9.	4.6	Tracy Mitchell	1984-85
10.	4.2	Jeff Jacobs	1994-97

BLOCKED SHOTS

Rnk	No.	Player	Years
1.	171	James Penny	1995-98
2.	170	Derrick Davenport	2000-01
3.	166	Kurt Thomas	1991-95
4.	133	Reggie Smith	1989-92
5.	85	Craig Sibley	1989-90
6.	81	Dennis Davis	1995-98
7.	80	Marlon Dumont	2000-02
8.	78	Damion Walker	1996-97
9.	77	Marquise Gainous	1998-00
10.	69	Doug Arnold	1982-83

BLOCKED SHOTS PER GAME

Rnk	No.	Player	Years
1.	2.74	Derrick Davenport	1999-01
2.	1.91	Kurt Thomas	1991-95
3.	1.49	James Penny	1995-98
	1.49	Craig Sibley	1989-90
5.	1.31	Marlon Dumont	2000-02
6.	1.22	Marquise Gainous	1998-00
7.	1.20	Damion Walker	1996-97
8.	1.13	Doug Arnold	1982-83
9.	1.10	Reggie Smith	1989-92
10.	0.99	Lee Nailon	1998-99

STEALS


Rnk	No.	Player	Years
1.	163	Mike Jones	1997-98
2.	155	Corey Santee	2002-05
3.	137	Malcolm Johnson	1997-98
4.	133	Ryan Carroll	1997-01
5.	129	Darrell Browder	1980-83
6.	125	Brent Hackett	2005-08
7.	123	Jeff Jacobs	1994-97
8.	120	Thomas McTyer	1997-01
9.	113	James Penny	1995-98
	113	Prince Fowler	1997-99

STEALS PER GAME


Rnk	No.	Player	Years
1.	4.3	Greedy Daniels	2001
2.	2.4	Mike Jones	1997-98
3.	2.0	Malcolm Johnson	1997-98
4.	1.8	Estell Laster	2000
	1.8	Tony Edmond	1990
6.	1.7	Junior Blount	2001-03
	1.7	Al Thomas	1991-92
8.	1.5	Lee Nailon	1998-99
	1.5	John Lewis	1988-89
	1.5	Doug Arnold	1982-83



REGGIE SMITH



JAMES PENNY



MIKE JONES

INDIVIDUAL SEASON RECORDS

POINTS

Rnk	No.	Player	Years
1.	796	Lee Nailon	1997-98
2.	781	Kurt Thomas	1994-95
3.	707	Lee Nailon	1998-99
4.	702	Mike Jones	1997-98
5.	676	Dick O'Neal	1954-55
6.	662	Marquise Gainous	1999-00
7.	656	Malcolm Johnson	1996-97
8.	621	Mike Jones	1996-97
9.	616	Malcolm Johnson	1997-98
10.	616	Damion Walker	1995-96

POINTS PER GAME

Rnk	No.	Player	Years
1.	28.9	Kurt Thomas	1994-95
2.	28.2	Dick O'Neal	1954-55
3.	24.9	Lee Nailon	1997-98
4.	24.7	Dick O'Neal	1955-56
5.	22.8	Lee Nailon	1998-99
6.	21.8	Gary Turner	1965-66
7.	21.3	Mike Jones	1997-98
8.	20.7	Marquise Gainous	1999-00
	20.7	Kurt Thomas	1993-94
10.	20.5	Damion Walker	1995-96

MINUTES PLAYED

Rnk	No.	Player	Years
1.	1,257	Mike Jones	1996-97
2.	1,252	Darrell Browder	1982-83
3.	1,216	Mike Jones	1997-98
4.	1,213	Doug Arnold	1982-83
5.	1,150	Malcolm Johnson	1996-97
6.	1,147	Mark Moton	1991-92
7.	1,146	Michael Strickland	1991-92
8.	1,139	Brent Atwater	1991-92
9.	1,135	Reggie Smith	1991-92
10.	1,132	Prince Fowler	1997-98

MINUTES PER GAME

Rnk	No.	Player	Years
1.	39.6	Brent Atwater	1992-93
	39.6	Darrell Browder	1980-81
3.	38.9	Darrell Browder	1981-82
4.	37.6	Danny Hughes	1987-88
5.	37.5	Dennis Nutt	1983-84
6.	37.2	John Lewis	1988-89
7.	36.8	Mike Jones	1997-98
	36.8	Darrell Browder	1982-83
9.	36.6	Allen Tolley	1992-93
10.	36.4	Doug Arnold	1981-82

FIELD GOALS

Rnk	No.	Player	Years
1.	329	Lee Nailon	1997-98
2.	288	Kurt Thomas	1994-95
3.	266	Lee Nailon	1998-99
4.	263	Mike Jones	1997-98
5.	249	Malcolm Johnson	1996-97
6.	247	Darrell Browder	1982-83
7.	233	Darrell Browder	1980-81
8.	232	Mike Jones	1996-97
9.	230	Damion Walker	1995-96
10.	225	Reggie Smith	1991-92

FIELD GOAL ATTEMPTS

Rnk	No.	Player	Years
1.	594	Lee Nailon	1997-98
2.	569	Malcolm Johnson	1996-97
3.	548	Mike Jones	1997-98
4.	526	Kurt Thomas	1994-95
5.	524	Lee Nailon	1998-99
6.	504	Mike Jones	1996-97
7.	499	Darrell Browder	1980-81
8.	491	Darrell Browder	1982-83
9.	487	Malcolm Johnson	1997-98
10.	475	Doug Arnold	1982-83
	475	Dick O'Neal	1954-55

FIELD GOAL PCT. (MIN. 2.0/GAME)

Rnk	No.	Player	Years
1.	.681 (81-of-119)	Erik Martin	1989-90
2.	.659 (108-of-164)	J.R. Cadot	2010-11
3.	.607 (116-of-191)	Thomas Bledsoe	1974-75
4.	.589 (212-of-360)	Eugene Kennedy	1970-71
5.	.581 (222-of-382)	Marquise Gainous	1998-99
6.	.580 (102-of-176)	Byron Waits	1995-96
7.	.577 (220-of-381)	Carven Holcombe	1986-87
8.	.572 (170-of-297)	Eric Dailey	1992-93
9.	.556 (115-of-207)	Chudi Chinweze	2003-04
10.	.554 (329-of-594)	Lee Nailon	1999-98

3-POINT FIELD GOALS

Rnk	No.	Player	Years
1.	93	Michael Strickland	1989-90
2.	90	Malcolm Johnson	1996-97
3.	87	Malcolm Johnson	1997-98
4.	85	Marcus Shropshire	2004-05
5.	83	Junior Blount	2001-02
6.	76	Corey Santee	2004-05
	76	Marcus Shropshire	2003-04
	76	Ryan Carroll	2000-01
	76	Ryan Carroll	1999-00
10.	71	Ryan Carroll	1998-99
	71	Michael Strickland	1991-92

3-POINT FIELD GOAL ATTEMPTS

Rnk	No.	Player	Years
1.	261	Malcolm Johnson	1996-97
2.	238	Junior Blount	2001-02
3.	235	Malcolm Johnson	1997-98
4.	233	Michael Strickland	1989-90
5.	217	Michael Strickland	1991-92
6.	215	Corey Santee	2004-05
	215	Junior Blount	2002-03
8.	212	Marcus Shropshire	2004-05
9.	209	Ryan Carroll	2000-01
10.	191	Ryan Carroll	1999-00

3-POINT FIELD GOAL PCT. (MIN. 2.0/GAME)


Rnk	No.	Player	Years
1.	.477 (62-of-130)	Henry Salter	2007-08
2.	.452 (70-of-155)	Danny Hughes	1988-89
3.	.430 (71-of-165)	Ryan Carroll	1998-99
4.	.417 (55-of-132)	Michael Thoele	1994-95
5.	.405 (62-of-153)	Al Thomas	1990-91
6.	.404 (69-of-171)	Al Thomas	1991-92
7.	.401 (85-of-212)	Marcus Shropshire	2004-05
8.	.399 (69-of-173)	Bingo Merriex	2001-02
	.399 (93-of-233)	Michael Strickland	1989-90
10.	.398 (76-of-191)	Ryan Carroll	1999-00

3-POINT FIELD GOALS PER GAME

Rnk	No.	Player	Years
1.	3.21	Michael Strickland	1989-90
2.	2.75	Junior Blount	2002-03
3.	2.71	Ryan Carroll	1999-00
4.	2.68	Junior Blount	2001-02
5.	2.64	Greedy Daniels	2000-01
	2.64	Malcolm Johnson	1997-98
7.	2.62	Marcus Shropshire	2003-04
8.	2.58	Henry Salter	2007-08
9.	2.57	Malcolm Johnson	1996-97
10.	2.48	Michael Strickland	1990-91

FREE THROWS


Rnk	No.	Player	Years
1.	230	Dick O'Neal	1954-55
2.	223	Dick O'Neal	1955-56
3.	220	Marquise Gainous	1999-00
4.	202	Kurt Thomas	1994-95
5.	171	Lee Nailon	1998-99
6.	161	Kevin Langford	2008-09
7.	158	Reggie Smith	1991-92
8.	156	Damion Walker	1995-96
9.	155	Gary Turner	1964-65
10.	144	Dick O'Neal	1956-57



LEE NAILON



KURT THOMAS



MICHAEL STRICKLAND

INDIVIDUAL SEASON RECORDS

FREE THROW ATTEMPTS

Rnk	No.	Player	Years
1.	314	Dick O'Neal	1954-55
2.	295	Dick O'Neal	1955-56
3.	283	Kurt Thomas	1994-95
4.	261	Marquise Gainous	1999-00
5.	257	Reggie Smith	1991-92
6.	239	Lee Nailon	1998-99
7.	207	Reggie Smith	1990-91
8.	203	Damion Walker	1995-96
9.	199	Gary Turner	1964-65
10.	196	Dick O'Neal	1956-57

FREE THROW PCT. (MIN. 2.0/GAME)

Rnk	No.	Player	Years
1.	.925 (49-of-53)	Marcus Shropshire	2003-04
2.	.917 (77-of-84)	Dennis Nutt	1984-85
3.	.915 (65-of-71)	Marcus Shropshire	2004-05
4.	.884 (114-of-129)	Junior Blount	2002-03
5.	.867 (65-of-75)	Thomas McTyer	2000-01
6.	.864 (114-of-132)	Junior Blount	2001-02
7.	.853 (87-of-102)	Wayne Kreis	1966-67
8.	.847 (100-of-118)	Phil Reynolds	1961-62
9.	.845 (93-of-110)	Darrell Browder	1982-83
10.	.843 (220-of-261)	Marquise Gainous	1999-00

REBOUNDS

Rnk	No.	Player	Years
1.	432	Eugene Kennedy	1970-71
2.	393	Kurt Thomas	1994-95
3.	386	Reggie Smith	1991-92
4.	365	Doug Boyd	1969-70
5.	348	H. E. Kirchner	1958-59
6.	323	Dennis Davis	1997-98
7.	317	Doug Arnold	1982-83
	317	Ronny Stevenson	1957-58
9.	311	Ronny Stevenson	1956-57
10.	309	Gary Turner	1965-66

REBOUNDS PER GAME

Rnk	No.	Player	Years
1.	16.6	Eugene Kennedy	1970-71
2.	15.2	Doug Boyd	1969-70
3.	14.6	Kurt Thomas	1994-95
4.	13.4	H. E. Kirchner	1958-59
5.	13.2	Ronny Stevenson	1957-58
6.	13.0	Jerry Cobb	1960-61
	13.0	Ronny Stevenson	1956-57
8.	12.9	Gary Turner	1965-66
9.	12.8	H. E. Kirchner	1958-59
10.	12.5	James Cash	1968-69

ASSISTS

Rnk	No.	Player	Years
1.	234	Tony Edmond	1989-90
2.	226	Prince Fowler	1998-99
3.	225	Hank Thorns	2010-11
4.	200	Prince Fowler	1997-98
5.	189	Ronnie Moss	2009-10
6.	181	Mike Jones	1997-98
7.	180	Corey Santee	2001-02
	180	Tony Edmond	1988-89
9.	178	Brent Atwater	1991-92
10.	168	Jamie Dixon	1986-87

ASSISTS PER GAME

Rnk	No.	Player	Years
1.	8.1	Tony Edmond	1989-90
2.	7.1	Prince Fowler	1998-99
3.	7.0	Hank Thorns	2010-11
4.	6.1	Juan Bragg	1994-95
5.	6.1	Prince Fowler	1997-98
6.	6.0	Tony Edmond	1988-89
7.	5.9	Ronnie Moss	2009-10
8.	5.8	Corey Santee	2001-02
	5.8	Greedy Daniels	2000-01
10.	5.5	Mike Jones	1997-98
	5.5	Jeff Jacobs	1994-95

STEALS

Rnk	No.	Player	Years
1.	108	Greedy Daniels	2000-01
2.	96	Mike Jones	1997-98
3.	69	Malcolm Johnson	1997-98
4.	68	Malcolm Johnson	1996-97
5.	67	Mike Jones	1996-97
6.	63	Tony Edmond	1989-90
7.	61	Junior Blount	2001-02
8.	58	John Lewis	1988-89
9.	57	Albert Thomas	1990-91
10.	56	Lee Nailon	1997-98

STEALS PER GAME


Rnk	No.	Player	Years
1.	4.3	Greedy Daniels	2000-01
2.	2.9	Mike Jones	1997-98
3.	2.2	Tony Edmond	1989-90
4.	2.1	Malcolm Johnson	1997-98
5.	2.0	Al Thomas	1990-91
6.	1.9	Jason Ebie	2007-08
	1.9	Junior Blount	2001-02
	1.9	Malcolm Johnson	1996-97
	1.9	Mike Jones	1996-97
	1.9	John Lewis	1988-89
	1.9	Kurt Thomas	1994-95

BLOCKED SHOTS

Rnk	No.	Player	Years
1.	96	Derrick Davenport	1999-00
2.	74	Derrick Davenport	2000-01
3.	69	Kurt Thomas	1993-94
4.	66	Kurt Thomas	1994-95
5.	63	James Penny	1996-97
	63	James Penny	1995-96
7.	61	Alvarado Parker	2006-07
8.	47	Marlon Dumont	2001-02
	47	Craig Sibley	1988-89
10.	43	Reggie Smith	1990-91

BLOCKED SHOTS PER GAME


Rnk	No.	Player	Years
1.	3.0	Derrick Davenport	1999-00
2.	2.6	Kurt Thomas	1993-94
3.	2.5	Derrick Davenport	2000-01
4.	2.4	Kurt Thomas	1994-95
5.	2.1	James Penny	1995-96
6.	2.0	Alvarado Parker	2006-07
7.	1.9	James Penny	1996-97
8.	1.7	Craig Sibley	1988-89
9.	1.5	Marlon Dumont	2001-02
	1.5	Reggie Smith	1990-91



DICK O'NEAL



TONY EDMOND



DERRICK DAVENPORT

INDIVIDUAL GAME RECORDS

POINTS

Regular Season

Rnk	No.	Player	Opponent	Date
1.	53	Lee Nailon	vs. Mississippi Valley State	Dec. 12, 1997
2.	51	Mike Jones	vs. Delaware State	Dec. 3, 1997
3.	49	Dick O'Neal	vs. Rice	Feb. 15, 1955
4.	46	Lee Nailon	vs. Hawai'i	Feb. 12, 1998
5.	45	Mike Jones	vs. UT Pan American	Nov. 29, 1997
	45	Kurt Thomas	vs. Illinois-Chicago	Dec. 3, 1994
	45	Dick O'Neal	vs. Austin College	Dec. 22, 1954

NCAA Tournament

Rnk	No.	Player	Opponent	Date
1.	32	Lee Nailon	vs. Florida State	March 13, 1998
2.	30	Carven Holcombe	vs. Marshall	March 12, 1987
3.	28	Henry Ohlen	vs. Oklahoma City	March 14, 1953
4.	25	H.E. Kirchner	vs. Cincinnati	March 23, 1959
5.	24	H.E. Kirchner	vs. DePaul	March 24, 1959

National Invitation Tournament

Rnk	No.	Player	Opponent	Date
1.	30	Marquise Gainous	vs. Nebraska	March 15, 1999
2.	29	Darrell Browder	at Arizona State	March 21, 1983
3.	27	Lee Nailon	vs. Oregon	March 17, 1999
	27	Carl Lott	at Montana	March 11, 1986
5.	26	Corey Santee	at Western Michigan	March 21, 2005
	26	Doug Arnold	at Arizona State	March 21, 1983

FIELD GOALS

Regular Season

Rnk	No.	Player	Opponent	Date
1.	23	Lee Nailon	vs. Mississippi Valley State	Dec. 12, 1997
2.	19	Lee Nailon	vs. San Jose State	Feb. 7, 1998
	19	Mike Jones	vs. Delaware State	Dec. 3, 1997
	19	Kurt Thomas	vs. Sam Houston State	Dec. 19, 1994
5.	18	Marquise Gainous	vs. Central Oklahoma	Dec. 12, 1998
	18	Lee Nailon	vs. Hawai'i	Feb. 12, 1998
	18	Kurt Thomas	vs. Houston	Feb. 11, 1995

NCAA Tournament

Rnk	No.	Player	Opponent	Date
1.	14	Carven Holcombe	vs. Marshall	March 12, 1987
2.	12	Lee Nailon	vs. Florida State	March 13, 1998
	12	Henry Ohlen	vs. Oklahoma City	March 14, 1953
4.	11	H.E. Kirchner	vs. Cincinnati	March 23, 1959
5.	10	Eugene Kennedy	vs. Notre Dame	March 13, 1971
	10	H.E. Kirchner	vs. DePaul	March 24, 1959

National Invitation Tournament

Rnk	No.	Player	Opponent	Date
1.	13	Darrell Browder	at Arizona State	March 21, 1983
2.	12	Lee Nailon	vs. Oregon	March 17, 1999
	12	Marquise Gainous	vs. Nebraska	March 15, 1999
	12	Carl Lott	at Montana	March 11, 1986
5.	11	Darrell Browder	at Nebraska	March 24, 1983

FIELD GOAL ATTEMPTS

Regular Season

Rnk	No.	Player	Opponent	Date
1.	33	Kurt Thomas	vs. Houston	Feb. 11, 1995
	33	H.E. Kirchner	vs. DePaul	March 24, 1959
3.	32	Doug Arnold	vs. Arizona State	March 21, 1983
4.	31	Lee Nailon	at San Jose State	Feb. 7, 1998
5.	30	Lee Nailon	vs. Mississippi Valley State	Dec. 12, 1997
	30	Lee Nailon	vs. Hawai'i	Feb. 12, 1998

NCAA Tournament

Rnk	No.	Player	Opponent	Date
1.	33	H.E. Kirchner	vs. DePaul	March 24, 1959
2.	23	Mickey McCarty	vs. Kansas State	March 15, 1968
3.	23	H.E. Kirchner	vs. Cincinnati	March 23, 1959
4.	22	Lee Nailon	vs. Florida State	March 13, 1998
5.	20	Eugene Kennedy	vs. Notre Dame	March 13, 1971

National Invitation Tournament

Rnk	No.	Player	Opponent	Date
1.	32	Doug Arnold	at Arizona State	March 21, 1983
2.	27	Darrell Browder	at Nebraska	March 24, 1983
3.	26	Lee Nailon	vs. Oregon	March 17, 1999
4.	22	Darrell Browder	at Arizona State	March 21, 1983
5.	20	Lee Nailon	at Kansas State	March 10, 1999

FIELD GOAL PERCENTAGE (MIN. 10 ATTS.)

Regular Season

Rnk	No.	Player	Opponent	Date
1.	.909 (10-of-11)	Marquise Gainous	vs. Texas Tech	Dec. 8, 1998
	.909 (10-of-11)	Carven Holcombe	vs. Howard Payne	Nov. 26, 1985
	.909 (10-of-11)	Thomas Bledsoe	at Arkansas	Feb. 18, 1975
4.	.867 (13-of-15)	Rich Antee	vs. Prairie View A&M	Dec. 28, 1989
5.	.857 (12-of-14)	Carl Lott	at Montana	March 11, 1986
	.857 (12-of-14)	Gary Landers	at Northeastern Louisiana	Dec. 29, 1975

NCAA Tournament

Rnk	No.	Player	Opponent	Date
1.	.824 (14-of-17)	Carven Holcombe	vs. Marshall	March 12, 1987
2.	.667 (8-of-12)	Ricky Hall	vs. Notre Dame	March 13, 1971
	.667 (8-of-12)	James Williams	vs. Notre Dame	March 13, 1971
4.	.545 (12-of-22)	Lee Nailon	vs. Florida State	March 13, 1998
5.	.563 (9-of-16)	Simpson DeGrate	vs. Notre Dame	March 13, 1971

National Invitation Tournament

Rnk	No.	Player	Opponent	Date
1.	.857 (12-of-14)	Carl Lott	at Montana	March 11, 1986
2.	.750 (9-of-12)	Reggie Smith	at Purdue	March 23, 1992
3.	.714 (10-of-14)	Reggie Smith	vs. Long Beach State	March 19, 1992
4.	.667 (12-of-18)	Lee Nailon	vs. Oregon	March 17, 1999
	.667 (12-of-18)	Marquise Gainous	vs. Nebraska	March 15, 1999
	.667 (10-of-15)	Carven Holcombe	at Florida	March 17, 1986

3-POINT FIELD GOALS

Regular Season

Rnk	No.	Player	Opponent	Date
1.	9	Michael Strickland	vs. Arkansas	Feb. 14, 1990
2.	8	Ryan Carroll	vs. Northwestern State	Nov. 11, 1999
3.	8	Malcolm Johnson	vs. Fresno State	Jan. 8, 1998
	8	Michael Strickland	vs. Houston	Jan. 20, 1990
5.	7	12x; last - Greg Hill	at Air Force	Feb. 6, 2010

NCAA Tournament

Rnk	No.	Player	Opponent	Date
1.	1	Malcolm Johnson	vs. Florida State	March 13, 1998
	1	Prince Fowler	vs. Florida State	March 13, 1998
	1	Jamie Dixon	vs. Notre Dame	March 14, 1987
	1	Jamie Dixon	vs. Marshall	March 12, 1987

National Invitation Tournament

Rnk	No.	Player	Opponent	Date
1.	6	Corey Santee	at Western Michigan	March 21, 2005
2.	5	Corey Santee	at Maryland	March 26, 2005
3.	4	Nile Murry	at Maryland	March 26, 2005
	4	Nile Murry	at Western Michigan	March 21, 2005
	4	Vladimir Jaksic	vs. Oregon	March 17, 1999
	4	Ryan Carroll	at Kansas State	March 10, 1999
	4	Al Thomas	vs. Long Beach State	March 19, 1992

3-POINT FIELD GOAL ATTEMPTS

Regular Season

Rnk	No.	Player	Opponent	Date
1.	16	Brent Hackett	at SMU	Dec. 5, 2007
	16	Malcolm Johnson	vs. Fresno State	Jan. 8, 1998
	16	Anthony Burks	vs. Montana State	Jan. 7, 1996
4.	15	Junior Blount	vs. Northwestern State	Nov. 16, 2001
	15	Greedy Daniels	vs. Minnesota	Nov. 25, 2000
	15	Ryan Carroll	vs. Central Oklahoma	Dec. 12, 1998

NCAA Tournament

Rnk	No.	Player	Opponent	Date
1.	6	Malcolm Johnson	vs. Florida State	March 13, 1998
2.	3	Prince Fowler	vs. Florida State	March 13, 1998
3.	2	Jamie Dixon	vs. Marshall	March 12, 1987
4.	1	5x; last - James Penny	vs. Florida State	March 13, 1998

National Invitation Tournament

Rnk	No.	Player	Opponent	Date
1.	10	Corey Santee	at Maryland	March 26, 2005
	10	Marcus Shropshire	at Western Michigan	March 21, 2005
3.	9	Corey Santee	at Western Michigan	March 21, 2005
	9	Malcolm Johnson	at Notre Dame	March 18, 1997
	9	Al Thomas	at Purdue	March 23, 1992

INDIVIDUAL GAME RECORDS

3-POINT FIELD GOAL PERCENTAGE (MIN. 6 ATTS.)

Regular Season				
Rnk	No.	Player	Opponent	Date
1.	1.000 (6-of-6)	Blake Adams	at UNLV	Feb. 7, 2007
2.	.875 (7-of-8)	Mike Jones	at Utah	Feb. 15, 1997
3.	.333 (5-of-6)	8x; last - Ryan Wall	at UNLV	March 13, 2008

NCAA Tournament				
Rnk	No.	Player	Opponent	Date
1.	1.000 (1-of-1)	Jamie Dixon	vs. Notre Dame	March 14, 1987
2.	.500 (1-of-2)	Jamie Dixon	vs. Marshall	March 12, 1987
3.	.333 (1-of-3)	Prince Fowler	vs. Florida State	March 13, 1998
4.	.167 (1-of-6)	Malcolm Johnson	vs. Florida State	March 13, 1998

National Invitation Tournament				
Rnk	No.	Player	Opponent	Date
1.	.800 (4-of-5)	Nile Murry	at Western Michigan	March 21, 2005
	.800 (4-of-5)	Al Thomas	vs. Long Beach State	March 19, 1992
3.	.667 (6-of-9)	Corey Santee	at Western Michigan	March 21, 2005
4.	.600 (3-of-5)	Prince Fowler	vs. Nebraska	March 15, 1999
5.	.571 (4-of-7)	Corey Santee	at Maryland	March 26, 2005

FREE THROWS

Regular Season				
Rnk	No.	Player	Opponent	Date
1.	22	Dick O'Neal	vs. Texas A&M	Feb. 2, 1955
2.	19	Ryan Wall	vs. UT Arlington	Nov. 18, 2006
	19	Dick O'Neal	at Baylor	Feb. 22, 1955
4.	18	Jamal Brown	vs. UTEP	Nov. 20, 2001
	18	Phil Reynolds	at Rice	Jan. 6, 1962
	18	Dick O'Neal	at Arkansas	Feb. 1, 1956
	18	Dick O'Neal	vs. Texas	Jan. 11, 1955

NCAA Tournament				
Rnk	No.	Player	Opponent	Date
1.	8	Lee Nailon	vs. Florida State	March 13, 1998
	8	Ray Warren	vs. Oklahoma A&M	March 13, 1953
2.	7	Ronny Stevenson	vs. Cincinnati	March 23, 1959
	7	Richard Allen	vs. Oklahoma A&M	March 13, 1953
4.	6	Mike Jones	vs. Florida State	March 13, 1998
	6	Jamie Dixon	vs. Marshall	March 12, 1987
	6	Rick Wittenbraker	vs. Kansas State	March 15, 1968

National Invitation Tournament				
Rnk	No.	Player	Opponent	Date
1.	7	Carl Lott	at Florida	March 17, 1986
2.	6	Jamie Dixon	at Montana	March 11, 1986
	6	Doug Arnold	at Arizona State	March 21, 1983
4.	5	Prince Fowler	at Kansas State	March 10, 1999
	5	Norman Anderson	at Montana	March 11, 1986

FREE THROW ATTEMPTS

Regular Season				
Rnk	No.	Player	Opponent	Date
1.	29	Dick O'Neal	vs. Texas A&M	Feb. 2, 1955
2.	26	Dick O'Neal	vs. Arkansas	Jan. 3, 1955
3.	23	Jamal Brown	vs. UTEP	Nov. 20, 2001
	23	Dick O'Neal	at Baylor	Feb. 22, 1955
5.	22	Ryan Wall	vs. UT Arlington	Nov. 18, 2006
	22	Kurt Thomas	vs. Illinois-Chicago	Dec. 3, 1994

NCAA Tournament				
Rnk	No.	Player	Opponent	Date
1.	9	Lee Nailon	vs. Florida State	March 13, 1998
2.	8	Mike Jones	vs. Florida State	March 13, 1998
	8	Ronny Stevenson	vs. Cincinnati	March 23, 1959
4.	7	4x; last - Malcolm Johnson	vs. Florida State	March 13, 1998

National Invitation Tournament				
Rnk	No.	Player	Opponent	Date
1.	10	Carl Lott	at Florida	March 17, 1986
2.	8	Aaron Curtis	at Maryland	March 26, 2005
	8	Doug Arnold	at Arizona State	March 21, 1983
4.	7	Marquise Gainous	vs. Nebraska	March 15, 1999
	7	Damion Walker	at Notre Dame	March 18, 1997

FREE THROW PERCENTAGE (MIN. 10 ATTS.)

Regular Season				
Rnk	No.	Player	Opponent	Date
1.	1.000 (16-of-16)	Kurt Thomas	vs. Fairfield	Jan. 4, 1995
	1.000 (15-of-15)	Marquise Gainous	vs. UNLV	Jan. 23, 1999
	1.000 (11-of-11)	Ronnie Moss	vs. N'Western State	Dec. 21, 2010
	1.000 (11-of-11)	Brent Hackett	vs. Colorado State	Feb. 20, 2008
	1.000 (11-of-11)	Ryan Carroll	vs. VCU	Dec. 6, 2000

NCAA Tournament				
Rnk	No.	Player	Opponent	Date
1.	.889 (8-of-9)	Lee Nailon	vs. Florida State	March 13, 1998
2.	.875 (7-of-8)	Ronny Stevenson	vs. Cincinnati	March 23, 1959
3.	.857 (6-of-7)	Jamie Dixon	vs. Marshall	March 12, 1987
4.	.750 (6-of-8)	Mike Jones	vs. Florida State	March 13, 1998
	.750 (6-of-8)	Rick Wittenbraker	vs. Kansas State	March 15, 1968

National Invitation Tournament				
Rnk	No.	Player	Opponent	Date
1.	1.000 (6-of-6)	Jamie Dixon	at Montana	March 11, 1986
2.	.857 (6-of-7)	Marquise Gainous	vs. Nebraska	March 15, 1999
3.	.833 (5-of-6)	Lee Nailon	vs. Nebraska	March 15, 1999
	.833 (5-of-6)	Prince Fowler	vs. Kansas State	March 10, 1999
	.833 (5-of-6)	Norman Anderson	at Montana	March 11, 1986

REBOUNDS

Regular Season				
Rnk	No.	Player	Opponent	Date
1.	28	Eugene Kennedy	vs. Arkansas	Feb. 16, 1971
2.	27	Doug Boyd	vs. Baylor	Jan. 31, 1970
	27	Ronny Stevenson	vs. McMurry	Dec. 6, 1957
4.	26	Jamal Brown	vs. North Texas	Dec. 23, 2001
	26	James Cash	vs. Oklahoma City	Dec. 13, 1969
	26	Dick O'Neal	vs. Abilene Christian	Jan. 29, 1955

NCAA Tournament				
Rnk	No.	Player	Opponent	Date
1.	24	H.E. Kirchner	vs. DePaul	March 24, 1959
2.	18	H.E. Kirchner	vs. Cincinnati	March 23, 1959
3.	16	Eugene Kennedy	vs. Notre Dame	March 13, 1971
4.	15	Mickey McCarty	vs. Kansas State	March 15, 1968
5.	14	James Cash	vs. Houston	March 16, 1968
	14	Ronny Stevenson	vs. DePaul	March 24, 1959

National Invitation Tournament				
Rnk	No.	Player	Opponent	Date
1.	17	Doug Arnold	at Tulsa	March 16, 1983
2.	15	Mike Jones	at Notre Dame	March 18, 1997
3.	14	Lee Nailon	vs. Oregon	March 17, 1999
4.	13	Reggie Smith	at Purdue	March 23, 1992
5.	11	Marquise Gainous	vs. Oregon	March 17, 1999
	11	Reggie Smith	vs. Long Beach State	March 19, 1992

OFFENSIVE REBOUNDS

Regular Season				
Rnk	No.	Player	Opponent	Date
1.	15	Jamal Brown	vs. North Texas	Decemer 23, 201
	15	H.E. Kirchner	vs. DePaul	March 24, 1959
3.	13	Reggie Smith	vs. Arkansas	Jan. 25, 1995
4.	12	Damion Walker	at Alaska-Anchorage	Nov. 25, 1995
5.	11	Eric Dailey	at SMU	March 12, 1993
	11	Reggie Smith	at Arkansas-Little Rock	Jan. 11, 1992

NCAA Tournament				
Rnk	No.	Player	Opponent	Date
1.	5	Dennis Davis	vs. Florida State	March 13, 1998
	5	Larry Richard	vs. Marshall	March 12, 1987
3.	4	Lee Nailon	vs. Florida State	March 13, 1998
4.	3	Larry Richard	vs. Notre Dame	March 14, 1987
5.	2	4x; last - Malcolm Johnson	vs. Florida State	March 13, 1998

National Invitation Tournament				
Rnk	No.	Player	Opponent	Date
1.	15	H.E. Kirchner	vs. DePaul	March 24, 1959
2.	9	Mike Jones	at Notre Dame	March 18, 1997
3.	6	Reggie Smith	at Purdue	March 23, 1992
4.	5	Reggie Smith	vs. Long Beach State	March 19, 1992
5.	4	3x; last - Ryan Carroll	vs. Oregon	March 17, 1999

INDIVIDUAL GAME RECORDS

DEFENSIVE REBOUNDS

Regular Season

Rnk	No.	Player	Opponent	Date
1.	17	Lee Nailon	at SMU	Jan. 11, 1999
	17	Kurt Thomas	vs. Baylor	Feb. 14, 1995
	17	Larry Richard	at LSU	Nov. 21, 1986
4.	16	Kurt Thomas	vs. Sam Houston State	Dec. 19, 1994
5.	15	Kurt Thomas	at SMU	Jan. 22, 1994

NCAA Tournament

Rnk	No.	Player	Opponent	Date
1.	11	Mickey McCarty	vs. Kansas State	March 15, 1968
2.	7	Larry Richard	vs. Notre Dame	March 14, 1987
3.	6	Ronny Stevenson	vs. DePaul	March 24, 1959
4.	5	James Cash	vs. Kansas State	March 15, 1968
	5	Derrill Nippert	vs. DePaul	March 24, 1959

National Invitation Tournament

Rnk	No.	Player	Opponent	Date
1.	13	Doug Arnold	at Tulsa	March 16, 1983
2.	11	Lee Nailon	vs. Oregon	March 17, 1999
	11	James Penny	vs. UAB	March 12, 1997
4.	8	Judson Stubbs	at Western Michigan	March 21, 2005
	8	Marquise Gainous	vs. Oregon	March 17, 1999

ASSISTS

Regular Season

Rnk	No.	Player	Opponent	Date
1.	16	Greedy Daniels	vs. Central Oklahoma	Dec. 9, 2000
	16	Prince Fowler	vs. Wyoming	Feb. 11, 1999
	16	Prince Fowler	vs. Central Oklahoma	Dec. 12, 1998
4.	15	Prince Fowler	vs. Texas Tech	Dec. 8, 1998
	15	Tony Edmond	vs. Houston	Jan. 20, 1990

NCAA Tournament

Rnk	No.	Player	Opponent	Date
1.	7	Norman Anderson	vs. Marshall	March 12, 1987
2.	6	Jamie Dixon	vs. Notre Dame	March 14, 1987
3.	5	Carven Holcombe	vs. Marshall	March 12, 1987
4.	4	4x; last - Norman Anderson	vs. Notre Dame	March 14, 1987

National Invitation Tournament

Rnk	No.	Player	Opponent	Date
1.	7	Prince Fowler	vs. Oregon	March 17, 1999
	7	Prince Fowler	vs. Nebraska	March 15, 1999
	7	Vladimir Jaksic	vs. Nebraska	March 15, 1999
	7	Mike Jones	at Notre Dame	March 18, 1997
	7	Mike Jones	vs. UAB	March 12, 1997

STEALS

Regular Season

Rnk	No.	Player	Opponent	Date
1.	12	Greedy Daniels	vs. Arkansas-Pine Bluff	Dec. 30, 2000
2.	8	Greedy Daniels	vs. Grambling State	Jan. 24, 2001
3.	7	13x; last - Greedy Daniels	at Fresno State	Jan. 10, 2001

NCAA Tournament

Rnk	No.	Player	Opponent	Date
1.	5	Mike Jones	vs. Florida State	March 13, 1998
2.	2	Malcolm Johnson	vs. Florida State	March 13, 1998
	2	Dennis Davis	vs. Florida State	March 13, 1998
	2	Prince Fowler	vs. Florida State	March 13, 1998
	2	Norman Anderson	vs. Marshall	March 12, 1987
	2	Tony Papa	vs. Marshall	March 12, 1987

National Invitation Tournament

Rnk	No.	Player	Opponent	Date
1.	5	Prince Fowler	vs. UAB	March 12, 1997
2.	3	10x; last - Corey Santee	at Maryland	March 26, 2005

BLOCKED SHOTS

Regular Season

Rnk	No.	Player	Opponent	Date
1.	12	Derrick Davenport	at Alaska-Fairbanks	Nov. 20, 1999
	12	Kurt Thomas	at Texas A&M	Feb. 25, 1995
3.	11	Derrick Davenport	vs. Rice	March 3, 2000
4.	9	Derrick Davenport	vs. Texas Tech	Dec. 28, 2000
	9	Kurt Thomas	at Louisiana Tech	Jan. 3, 1994

NCAA Tournament

Rnk	No.	Player	Opponent	Date
1.	2	Carven Holcombe	vs. Marshall	March 12, 1987
2.	1	Dennis Davis	vs. Florida State	March 13, 1998
	1	James Penny	vs. Florida State	March 13, 1998
	1	Larry Richard	vs. Notre Dame	March 14, 1987

National Invitation Tournament

Rnk	No.	Player	Opponent	Date
1.	7	James Penny	vs. UAB	March 12, 1997
2.	5	Marquis Gainous	vs. Nebraska	March 15, 1999
3.	3	Lee Nailon	vs. Oregon	March 17, 1999
	3	Doug Arnold	at Nebraska	March 24, 1983
5.	2	6x; last - Prince Fowler	vs. Nebraska	March 15, 1999

MINUTES PLAYED

Regular Season

Rnk	No.	Player	Opponent	Date
1.	60	Warren Bridges	vs. Houston	Feb. 17, 1981
	60	Darrell Browder	vs. Houston	Feb. 17, 1981
	60	Deckery Johnson	vs. Houston	Feb. 17, 1981
4.	55	Anthony Burks	vs. Montana State	Jan. 7, 1997
	55	Damion Walker	vs. Montana State	Jan. 7, 1996

NCAA Tournament

Rnk	No.	Player	Opponent	Date
1.	40	Prince Fowler	vs. Florida State	March 13, 1998
	40	Carven Holcombe	vs. Notre Dame	March 14, 1987
	40	Larry Richard	vs. Notre Dame	March 14, 1987
	40	Jamie Dixon	vs. Marshall	March 12, 1987
	40	Carven Holcombe	vs. Marshall	March 12, 1987

National Invitation Tournament

Rnk	No.	Player	Opponent	Date
1.	40	16x; last - Prince Fowler	vs. Oregon	March 17, 1999

TURNOVERS

Regular Season

Rnk	No.	Player	Opponent	Date
1.	12	Jeff Jacobs	at Texas	Feb. 8, 1995
	12	Tony Edmond	at Arkansas	Feb. 11, 1989
3.	10	Ronnie Moss	at UNLV	Jan. 8, 2011
	10	Daryl Braden	at Mississippi	Dec. 4, 1976
	10	Richard Johnson	vs. Oklahoma City	Dec. 7, 1974
	10	James Hudson	vs. Texas A&M	Jan. 19, 1974

NCAA Tournament

Rnk	No.	Player	Opponent	Date
1.	6	Mike Jones	vs. Florida State	March 13, 1998
2.	5	Malcolm Johnson	vs. Florida State	March 13, 1998
3.	3	Norman Anderson	vs. Notre Dame	March 14, 1987
	3	Larry Richard	vs. Marshall	March 12, 1987
	3	Norman Anderson	vs. Marshall	March 12, 1987
	3	Carven Holcombe	vs. Marshall	March 12, 1987

National Invitation Tournament

Rnk	No.	Player	Opponent	Date
1.	6	Doug Arnold	at Nebraska	March 24, 1983
2.	5	Lee Nailon	vs. Oregon	March 17, 1999
	5	Prince Fowler	vs. Nebraska	March 15, 1999
	5	Lee Nailon	at Kansas State	March 10, 1999
	5	Nick Cucinella	at Tulsa	March 16, 1983

TOP INDIVIDUAL SCORING PERFORMANCES

50+ POINTS

Points	Player	Opponent	Date
53	Lee Nailon	vs. Mississippi Valley State	Dec. 12, 1997
51	Mike Jones	vs. Delaware State	Dec. 3, 1997

40-49 POINTS

Points	Player	Opponent	Date
49	Dick O'Neal	vs. Rice	Feb. 15, 1955
46	Lee Nailon	vs. Hawai'i	Feb. 12, 1998
45	Mike Jones	vs. UT Pan American	Nov. 29, 1997
45	Kurt Thomas	vs. Illinois-Chicago	Dec. 3, 1994
45	Dick O'Neal	vs. Austin College	Dec. 22, 1954
44	Lee Nailon	vs. Gonzaga	Dec. 30, 1998
44	Lee Nailon	at San Jose State	Feb. 7, 1998
44	Mike Jones	vs. Fresno State	March 6, 1997
43	Kurt Thomas	at Houston	Feb. 11, 1995
43	Kurt Thomas	at Rice	Jan. 22, 1995
42	Junior Blount	at Tulane	Feb. 26, 2002
42	Dick O'Neal	vs. Texas	Feb. 22, 1955
41	Marquise Gainous	vs. UNLV	Jan. 23, 1999
41	Lee Nailon	vs. San Jose State	Jan. 10, 1998
41	Kurt Thomas	vs. Sam Houston State	Dec. 10, 1994
40	Ryan Carroll	vs. Central Oklahoma	Dec. 9, 2000
40	Marquise Gainous	vs. Central Oklahoma	Dec. 12, 1998
40	Lee Nailon	vs. Colorado State	Feb. 11, 1999

30-39 POINTS

Points	Player	Opponent	Date
39	Kurt Thomas	at Middle Tennessee State	Dec. 21, 1994
39	Daryl Braden	vs. Houston	Jan. 15, 1977
39	Dick O'Neal	at Abilene Christian	Jan. 29, 1955
38	Myron Anthony	vs. Central Oklahoma	Dec. 9, 2000
38	Marquise Gainous	at Hawai'i	Jan. 15, 2000
38	Malcolm Johnson	vs. Fresno State	Jan. 8, 1998
38	Kurt Thomas	vs. Indiana	Dec. 27, 1993
38	Dick O'Neal	at Arkansas	Jan. 4, 1955
37	James Cash	vs. Sam Houston State	Dec. 21, 1968
37	Dick O'Neal	at Texas A&M	Jan. 22, 1955
36	Kevin Langford	vs. Wyoming	Jan. 21, 2009
36	Ryan Carroll	vs. Northwestern State	Nov. 30, 1999
36	Mike Jones	at Utah	Feb. 15, 1997
36	Kurt Thomas	vs. Baylor	Feb. 14, 1995
36	Dennis Nutt	at Houston	Jan. 7, 1984
36	Simpson DeGrate	vs. SMU	Feb. 15, 1972
36	Simpson DeGrate	vs. Rice	Jan. 20, 1971
36	Bobby McKinley	at Arkansas	March 5, 1964
36	Mickey McCarty	vs. Baylor	Feb. 25, 1964
36	Dick O'Neal	at Texas	Feb. 15, 1955
35	Marquise Gainous	at Fresno State	Feb. 20, 2000
35	Damon Walker	vs. Montana State	Jan. 7, 1996
35	Dick O'Neal	at Wichita State	Dec. 15, 1956
35	Dick O'Neal	vs. Texas Tech	Dec. 3, 1955
35	Dick O'Neal	at Baylor	Feb. 22, 1955
35	Henry Ohlen	vs. Arkansas	Feb. 23, 1953
34	Junior Blount	vs. DePaul	Feb. 6, 2002
34	Junior Blount	vs. Northwestern State	Nov. 16, 2001
34	Mike Jones	vs. Tulsa	Feb. 1, 1998
34	Kurt Thomas	vs. Alabama State	Jan. 7, 1995
34	Kurt Thomas	vs. Fairfield	Jan. 4, 1995
34	Reggie Smith	vs. Southeastern Louisiana	Nov. 22, 1991
34	Lynn Royal	vs. Columbia	Dec. 29, 1972
34	Gary Turner	at Houston	Jan. 27, 1966
34	Dick O'Neal	at Arkansas	Feb. 28, 1956
34	Henry Ohlen	at SMU	Jan. 30, 1954
33	Junior Blount	at SMU	Nov. 24, 2002
33	Jamal Brown	vs. North Texas	Dec. 23, 2001
33	Marquise Gainous	vs. Indiana State	Nov. 21, 1999
33	Lee Nailon	vs. BYU	March 2, 1999
33	Lee Nailon	vs. Arkansas State	Nov. 23, 1998
33	Malcolm Johnson	at Texas Tech	Nov. 25, 1997
33	Kurt Thomas	vs. Houston	Jan. 14, 1995
33	Kurt Thomas	vs. Tulsa	Jan. 6, 1995
33	Doug Arnold	vs. Arkansas	March 5, 1982

33	Doug Arnold	vs. Connecticut	Dec. 12, 1981
33	Doug Boyd	vs. Rice	Jan. 20, 1970
33	Dick O'Neal	at Wichita State	Dec. 15, 1956
33	Henry Ohlen	vs. BYU	Dec. 14, 1953
32	Edvinas Ruzgas	vs. St. Gregory's (Okla.)	Dec. 20, 2009
32	Corey Santee	vs. Baylor	Dec. 22, 2001
32	Myron Anthony	at Nevada	Jan. 13, 2001
32	Lee Nailon	at Wyoming	Jan. 14, 1999
32	Lee Nailon	vs. Florida State	March 13, 1998
32	Eric Dailey	vs. Texas	March 10, 1994
32	Michael Strickland	vs. Tulsa	Nov. 26, 1991
32	Dennis Nutt	vs. Arkansas	Jan. 14, 1984
32	Phil Reynolds	at Rice	Jan. 6, 1962
32	Doug Arnold	at Rice	Jan. 9, 1982
32	Stan Farr	vs. Centenary	Dec. 3, 1967
32	Dick O'Neal	vs. Austin College	Dec. 3, 1956
32	Dick O'Neal	vs. Texas A&M	Feb. 2, 1955
32	Dick O'Neal	vs. Abilene Christian	Dec. 1, 1954
32	Rich Sauer	vs. Texas Tech	Dec. 3, 1955
31	Kevin Langford	vs. Prairie View A&M	Dec. 22, 2007
31	Junior Blount	vs. Louisville	March 6, 2002
31	Junior Blount	vs. UAB	Jan. 29, 2002
31	Junior Blount	at South Florida	Jan. 5, 2002
31	Greedy Daniels	vs. Minnesota	Nov. 25, 2000
31	Marquise Gainous	at Arkansas State	Dec. 4, 1999
31	Lee Nailon	vs. New Mexico	Feb. 21, 1998
31	James Penny	vs. Puerto Rico	Dec. 26, 1997
31	Malcolm Johnson	vs. Fresno State	March 6, 1997
31	Damon Walker	vs. Middle Tennessee State	Nov. 30, 1995
31	Kurt Thomas	vs. Rice	Feb. 18, 1995
31	Byron Waits	vs. SMU	Jan. 25, 1995
31	Kurt Thomas	at Houston	Jan. 12, 1994
31	Michael Thoele	vs. Louisiana Tech	Dec. 7, 1994
31	Eric Dailey	at Texas	March 3, 1993
31	Reggie Smith	vs. Texas Tech	Feb. 5, 1992
31	Jamie Dixon	at Western Kentucky	Nov. 24, 1986
31	Carven Holcombe	vs. Texas	March 3, 1984
31	Carven Holcombe	vs. Southwestern	Nov. 29, 1983
31	Darrell Browder	vs. New Mexico	Dec. 29, 1980
31	Ricky Hall	vs. Texas Tech	Feb. 29, 1972
31	Simpson DeGrate	vs. Arkansas	Jan. 15, 1972
31	Gary Turner	vs. Houston	Dec. 18, 1965
31	H. E. Kirchner	vs. Texas A&M	Feb. 11, 1959
31	Dick O'Neal	vs. Abilene Christian	Dec. 1, 1954
31	Henry Ohlen	at Rice	Jan. 20, 1953
31	George McLeod	vs. Arkansas	Feb. 25, 1952
30	Ronnie Moss	vs. New Mexico	Jan. 30, 2010
30	Bingo Merriex	vs. Nevada	Feb. 17, 2001
30	Marquise Gainous	vs. Grambling State	Dec. 30, 1999
30	Estell Laster	vs. Grambling State	Dec. 30, 1999
30	Marquise Gainous	vs. Nebraska	March 15, 1999
30	Lee Nailon	at Oklahoma State	Nov. 28, 1998
30	Lee Nailon	vs. Providence	Nov. 10, 1998
30	Mike Jones	vs. BYU	Feb. 13, 1997
30	Kurt Thomas	at Oklahoma State	Dec. 9, 1993
30	John Lewis	vs. Texas	Jan. 25, 1989
30	Carven Holcombe	vs. Marshall	March 12, 1987
30	Darrell Browder	at Iowa State	Dec. 18, 1982
30	Darrell Browder	at Baylor	Feb. 1, 1982
30	Doug Arnold	vs. Houston	Jan. 26, 1982
30	Darrell Browder	vs. Texas A&M	March 2, 1981
30	Gary Landers	vs. Texas	Feb. 24, 1976
30	Lynn Royal	vs. Baylor	Dec. 28, 1972
30	Simpson DeGrate	at SMU	March 6, 1971
30	Eugene Kennedy	vs. Purdue	Dec. 7, 1970
30	Gary Turner	at Texas A&M	Feb. 19, 1966
30	Rich Sauer	vs. Oklahoma City	Dec. 17, 1966
30	H. E. Kirchner	vs. Baylor	March 3, 1959
30	Phil Reynolds	at Texas Tech	Feb. 6, 1962
30	Bobby McKinley	vs. SMU	Feb. 5, 1963
30	Dick O'Neal	vs. Rice	Feb. 8, 1956
30	Dick O'Neal	vs. Texas A&M	Feb. 22, 1956
30	Dick O'Neal	vs. Alabama	Dec. 9, 1955

YEAR-BY-YEAR STATISTICAL LEADERS

POINTS

Year	Player	Class	Pos.	G	Points	PPG
1923-24	Frank Cantelmi	Fr.	F	19	117	6.2
1924-25	I.L. George	Jr.	C	14	155	11.1
1925-26	I.L. George	Sr.	C	12	94	7.8
1926-27	Frank Cantelmi	Sr.	F	10	86	8.6
1927-28	Roy Eury	So.	F	12	61	5.1
1928-29	Roy Eury	Jr.	F	12	83	6.9
1929-30	Roy Eury	Sr.	F	12	104	8.8
1930-31	Ad Dietzel	So.	C	12	168	14.0
1931-32	Ad Dietzel	Jr.	C	22	303	13.0
1932-33	W.W. "Doc" Sumner	Sr.	F	12	112	9.3
1933-34	Richard Allison	Sr.	F	12	136	11.3
1934-35	Darrel Lester	Sr.	C	12	72	6.0
1935-36	Willie Walls	Sr.	F	12	67	5.6
1936-37	Slim Mabry	Jr.	C	12	76	6.3
1937-38	Jack Reedy	Sr.	F	9	71	7.9
1938-39	Woodrow Duckworth	Jr.	F	12	74	6.2
1939-40	Buddy Barron	So.	C	12	83	6.9
1940-41	Buddy Barron	Jr.	C	12	98	8.2
1941-42	Max Humphreys	Jr.	C	12	93	7.8
1942-43	Bob McHenry	Sr.	F	12	93	7.8
1943-44	Zeke Chronister	Sr.	C	12	132	11.0
1944-45	Leroy Pascoe	So.	G	12	113	9.4
1945-46	Leroy Pascoe	Jr.	G	12	154	12.8
1946-47	Frank Kudlaty	So.	F	12	104	8.7
1947-48	Gene Schmidt	So.	F	12	129	10.8
1948-49	Julius "JJ" Dolnics	Sr.	C	24	309	12.9
1949-50	George McLeod	So.	C	24	256	10.7
1950-51	George McLeod	Jr.	C	25	338	13.5
1951-52	George McLeod	Sr.	C	28	419	15.0
1952-53	Henry Ohlen	Jr.	C	24	426	17.8
1953-54	Henry Ohlen	Sr.	C	20	370	18.5
1954-55	Dick O'Neal	So.	C	24	676	28.2
1955-56	Dick O'Neal	Jr.	C	24	593	24.7
1956-57	Dick O'Neal	Sr.	C	24	454	18.9
1957-58	Ronny Stevenson	Jr.	F	24	428	17.8
1958-59	H.E. Kirchner	Sr.	C	26	519	20.0
1959-60	Bobby Tyler	Sr.	G	24	288	12.0
1960-61	Phil Reynolds	Jr.	G	24	289	12.0
1961-62	Phil Reynolds	Sr.	G	24	432	18.0
1962-63	Gary Wade	Jr.	G	24	366	15.3
1963-64	Gary Turner	So.	F	24	451	18.8
1964-65	Gary Turner	Jr.	F-C	24	483	20.1
1965-66	Gary Turner	Sr.	F-C	24	522	21.8
1966-67	Mickey McCarty	Jr.	F	24	356	14.8
1967-68	Mickey McCarty	Sr.	F	26	489	18.8
1968-69	James Cash	Sr.	C	24	392	16.3
1969-70	Doug Boyd	Sr.	F-C	24	406	16.9
1970-71	Eugene Kennedy	Jr.	C	26	531	20.4
1971-72	Simpson DeGrate	Sr.	F	23	456	19.8
1972-73	Lynn Royal	Sr.	F-C	25	406	16.2
1973-74	Gary Landers	So.	F	25	275	11.0
1974-75	Thomas Bledsoe	Jr.	F	25	319	12.8
1975-76	Gary Landers	Sr.	F	27	411	15.2
1976-77	Daryl Braden	Sr.	F	25	364	14.6
1977-78	Steve Scales	Sr.	F	26	385	14.8
1978-79	Jon Mansbury	Fr.	F	27	321	11.9
1979-80	Deckery Johnson	Jr.	F	26	361	13.9
1980-81	Darrell Browder	So.	G	28	544	19.4
1981-82	Doug Arnold	Jr.	F	27	527	19.5
1982-83	Darrell Browder	Sr.	G	34	587	17.3
1983-84	Dennis Nutt	Jr.	G	28	491	17.5
1984-85	Carven Holcombe	So.	F	28	462	16.5
1985-86	Carl Lott	Jr.	G	30	473	15.8
1986-87	Carven Holcombe	Sr.	G	31	542	17.5
1987-88	John Lewis	Jr.	F	28	372	13.3
1993-94	Kurt Thomas	Jr.	C	27	558	20.7
1994-95	Kurt Thomas	Sr.	C	27	781	28.9
1995-96	Damion Walker	Fr.	C	30	616	20.5
1996-97	Malcolm Johnson	Jr.	F	35	656	18.7
1997-98	Lee Nailon	Jr.	F	32	796	24.9
1998-99	Lee Nailon	Sr.	F	31	707	22.8
1999-00	Marquise Gainous	Sr.	F	32	662	20.7
2000-01	Ryan Carroll	Sr.	G	31	541	17.5
2001-02	Junior Blount	Jr.	G	31	603	19.5
2002-03	Junior Blount	Sr.	G	28	495	17.7
2003-04	Corey Santee	Jr.	G	29	420	14.5
2004-05	Corey Santee	Sr.	G	35	501	14.3
2005-06	Nile Murry	Sr.	G	31	517	16.7

2006-07	Kevin Langford	So.	F	30	397	13.2
2007-08	Kevin Langford	Jr.	F	30	400	13.3
2008-09	Kevin Langford	Sr.	F	31	430	13.9
2009-10	Ronnie Moss	So.	G	32	476	14.9
2010-11	Garlon Green	So.	F	33	369	11.2

Note: Prior to the 1948-49 season (except the 1932 campaign) - totals available for Southwest Conference games only

FIELD GOAL PCT. (MIN. 150 ATTS.)

Year	Player	Class	Pos.	FGM	FGA	PCT.
1949-50	George McLeod	So.	C	93	207	.449
1950-51	George McLeod	Jr.	C	119	315	.378
1951-52	George McLeod	Sr.	C	157	357	.440
1952-53	Henry Ohlen	Jr.	C	141	382	.369
1953-54	Henry Ohlen	Sr.	C	134	343	.391
1954-55	Dick O'Neal	So.	C	223	475	.469
1955-56	Dick O'Neal	Jr.	C	185	450	.411
1956-57	Derrill Nippert	So.	F	89	221	.403
1957-58	H.E. Kirchner	Jr.	C	129	250	.516
1958-59	H.E. Kirchner	Sr.	C	197	421	.468
1959-60	Bobby Tyler	Sr.	G	106	264	.402
1960-61	Phil Reynolds	Sr.	G	125	278	.450
1961-62	Johnny Fowler	Jr.	F	89	192	.464
1962-63	Bobby McKinley	Jr.	G	115	258	.446
1963-64	Bobby McKinley	Sr.	G	156	373	.418
1964-65	Stan Farr	So.	C	91	179	.508
1965-66	Gary Turner	Sr.	F-C	196	380	.516
1966-67	Wayne Kreis	Sr.	G	115	246	.468
1967-68	Bill Swanson	So.	G	89	186	.480
1968-69	Bill Swanson	Jr.	G	76	159	.466
1969-70	Doug Boyd	Sr.	F-C	161	337	.478
1970-71	Eugene Kennedy	Jr.	C	212	360	.589
1971-72	Simpson DeGrate	Sr.	F	107	214	.500
1972-73	Lynn Royal	Fr.	F-C	88	201	.438
1973-74	Wayne Wayman	So.	C	113	245	.461
1974-75	Thomas Bledsoe	Jr.	F	116	291	.607
1975-76	Gary Landers	Sr.	F	166	314	.529
1976-77	Daryl Braden	Jr.	F	156	353	.442
1977-78	Aurdie Evans	Jr.	G	78	161	.484
1978-79	Ed Wineinger	Fr.	G	98	205	.478
1979-80	Darrell Browder	Fr.	G	125	244	.512
1980-81	Deckery Johnson	Sr.	F	99	208	.476
1981-82	Doug Arnold	Jr.	F	219	430	.509
1982-83	Nick Cucinella	Sr.	F	97	191	.536
1983-84	Dennis Nutt	Jr.	G	216	426	.507
1984-85	Dennis Nutt	Sr.	G	211	398	.530
1985-86	Carl Lott	Jr.	G	186	359	.518
1986-87	Carven Holcombe	Sr.	G	220	381	.577
1987-88	Norman Anderson	Sr.	F	80	160	.500
1988-89	Craig Sibley	Jr.	F	140	259	.541
1989-90	Craig Sibley	Sr.	F	163	303	.538
1990-91	Reggie Smith	Jr.	C	192	377	.509
1991-92	Reggie Smith	Sr.	C	225	426	.528
1992-93	Eric Dailey	Jr.	C	170	297	.572
1993-94	Eric Dailey	Sr.	C	105	190	.553
1994-95	Kurt Thomas	Sr.	C	288	526	.548
1995-96	Byron Waits	Sr.	C	102	176	.580
1996-97	James Penny	Jr.	F	153	282	.543
1997-98	Lee Nailon	Jr.	F	329	594	.554
1998-99	Marquise Gainous	Jr.	F	222	382	.581
1999-00	Myron Anthony	Jr.	F	82	157	.522
2000-01	Myron Anthony	Sr.	F	127	251	.506
2001-02	Marlon Dumont	Sr.	C	112	225	.498
2002-03	Jamal Brown	Sr.	F	80	179	.447
2003-04	Chudi Chinweze	So.	F	115	207	.556
2004-05	Judson Stubbs	Jr.	F	78	175	.446
2005-06	Chudi Chinweze	Sr.	F	69	168	.411
2006-07	Alvardo Parker	Jr.	F	118	216	.546
2007-08	Henry Salter	Jr.	G	113	257	.440
2008-09	Zvonko Buljan	Jr.	F-C	145	290	.500
2009-10	Edvinas Ruzgas	Sr.	G	118	237	.498
2010-11	J.R. Cadot	Jr.	G	108	164	.659

YEAR-BY-YEAR STATISTICAL LEADERS

3-POINT FIELD GOAL PCT. (MIN. 50 ATTS.)

Year	Player	Class	Pos.	3FGM	3FGA	Pct.
1986-87	Jamie Dixon	Sr.	G	51	113	.451
1987-88	Danny Hughes	Jr.	G	38	85	.447
1988-89	Danny Hughes	Sr.	G	70	155	.452
1989-90	Michael Strickland	So.	G	93	233	.399
1990-91	Al Thomas	Jr.	F	62	153	.405
1991-92	Al Thomas	Sr.	F	69	171	.404
1992-93	Brent Atwater	Sr.	G	23	55	.418
1993-94	Jeff Jacobs	Fr.	G	37	87	.425
1994-95	Michael Thoele	Sr.	F	55	132	.417
1995-96	James Penny	So.	F	33	91	.363
1996-97	Mike Jones	Jr.	G	46	122	.377
1997-98	Mike Jones	Sr.	G	62	164	.378
1998-99	Ryan Carroll	So.	G	71	165	.430
1999-00	Thomas McTyer	Jr.	G	27	60	.450
2000-01	Thomas McTyer	Sr.	G	46	100	.460
2001-02	Junior Blount	Jr.	G	69	173	.399
2002-03	Corey Santee	So.	G	64	173	.370
2003-04	Marcus Shropshire	Jr.	G	76	192	.396
2004-05	Marcus Shropshire	Sr.	G	85	212	.401
2005-06	Nile Murry	Sr.	G	67	183	.366
2006-07	Brent Hackett	Jr.	G	66	185	.357
2007-08	Henry Salter	Jr.	G	62	130	.477
2008-09	Keion Mitchem	Jr.	G	30	79	.380
2009-10	Edvinas Ruzgas	Sr.	G	61	144	.424
2010-11	Garlon Green	So.	F	49	103	.476

FREE THROW PCT. (MIN. 50 ATTS.)

Year	Player	Class	Pos.	FTM	FTA	Pct.
1952-53	Henry Ohlen	Jr.	C	71	108	.657
1953-54	Ray "Shag" Warren	Jr.	F	72	99	.727
1954-55	Dick O'Neal	So.	C	230	314	.732
1955-56	Dick O'Neal	Jr.	C	223	295	.756
1956-57	Dick O'Neal	Sr.	C	144	196	.735
1957-58	Derrill Nippert	Jr.	F	56	75	.747
1958-59	Derrill Nippert	Sr.	F	73	99	.737
1959-60	Bobby Bernard	So.	C	50	61	.820
1960-61	Alton Adams	So.	C	83	112	.741
1961-62	Phil Reynolds	Sr.	G	100	118	.847
1962-63	Bobby McKinley	Jr.	G	97	128	.758
1963-64	Bobby McKinley	Sr.	G	90	123	.732
1964-65	Wayne Kreis	So.	G	119	148	.804
1965-66	Wayne Kreis	Jr.	G	122	153	.797
1966-67	Wayne Kreis	Sr.	G	87	102	.853
1967-68	Rick Wittenbraker	So.	G	55	66	.833
1968-69	Rick Wittenbraker	Jr.	G	72	87	.828
1969-70	Ricky Hall	So.	F	81	103	.786
1970-71	Simpson DeGrate	Jr.	F	117	158	.741
1971-72	Jim Ferguson	Sr.	G	93	115	.809
1972-73	Lynn Royal	Fr.	C-F	100	157	.637
1973-74	Gary Landers	So.	F	49	69	.710
1974-75	Bill Bozeat	Sr.	C	55	75	.733
1975-76	Rick Hensley	Jr.	G	84	103	.816
1976-77	Randy Boyts	Sr.	G	56	67	.836
1977-78	Delonte Taylor	Fr.	G-F	61	87	.701
1978-79	Steve Scales	Sr.	F	51	72	.708
1979-80	Jon Mansbury	Sr.	G	51	73	.699
1980-81	Darrell Browder	So.	G	78	94	.830
1981-82	Darrell Browder	Jr.	G	91	116	.784
1982-83	Darrell Browder	Sr.	G	93	110	.845
1983-84	Dennis Nutt	Jr.	G	59	77	.766
1984-85	Dennis Nutt	Sr.	G	77	84	.917
1985-86	Rod Jacques	So.	G	101	133	.759
1986-87	Carl Lott	Sr.	G	65	83	.783
1987-88	Rod Jacques	Sr.	G	78	105	.743
1988-89	Danny Hughes	Sr.	G	79	105	.755
1989-90	Kelvin Crawford	Jr.	F	64	93	.688
1990-91	Mark Moton	Jr.	F	46	68	.706
1991-92	Michael Strickland	Sr.	G	84	112	.750
1992-93	Brent Atwater	Sr.	G	72	97	.742
1993-94	Jeff Jacobs	Fr.	G	73	96	.760
1994-95	Juan Bragg	Fr.	G	91	114	.798
1995-96	Damion Walker	Fr.	C	156	203	.768
1996-97	Mike Jones	Jr.	G	111	141	.787
1997-98	Mike Jones	Sr.	G	114	142	.809
1998-99	Marquise Gainous	Jr.	F	113	150	.753
1999-00	Marquise Gainous	Sr.	F	220	261	.843
2000-01	Thomas McTyer	Sr.	G	65	75	.867

2001-02	Junior Blount	Jr.	G	114	132	.864
2002-03	Junior Blount	Sr.	G	114	129	.884
2003-04	Marcus Shropshire	Jr.	G	49	53	.925
2004-05	Marcus Shropshire	Sr.	G	65	71	.915
2005-06	Nile Murry	Sr.	G	136	165	.824
2006-07	Brent Hackett	Jr.	G	61	77	.792
2007-08	Brent Hackett	Sr.	G	64	81	.790
2008-09	Edvinas Ruzgas	Jr.	G	45	57	.789
2009-10	Greg Hill	Jr.	G	55	68	.809
2010-11	Greg Hill	Sr.	G	51	62	.823

ASSISTS

Year	Player	Class	Pos.	GP	Assists	Avg.
1977-78	Wendell Bates	Fr.	G	25	58	2.3
1978-79	Jon Mansbury	Fr.	F	27	53	2.0
1979-80	Darrell Browder	Fr.	G	26	117	4.5
1980-81	Warren Bridges	Sr.	G	29	90	3.1
1981-82	Darrell Browder	Jr.	G	29	129	4.4
1982-83	Darrell Browder	Sr.	G	34	143	4.2
1983-84	Tracy Mitchell	Jr.	G	27	109	4.0
1984-85	Tracy Mitchell	Sr.	G	28	143	5.1
1985-86	Jamie Dixon	Jr.	G	31	131	4.2
1986-87	Jamie Dixon	Sr.	G	31	168	5.4
1987-88	Danny Hughes	Jr.	G	28	122	4.4
1988-89	Tony Edmond	Jr.	G	30	180	6.0
1989-90	Tony Edmond	Sr.	G	29	234	8.0
1990-91	Al Thomas	Jr.	G	28	84	3.0
1991-92	Brent Atwater	Jr.	G	34	178	5.2
1992-93	Brent Atwater	Sr.	G	28	143	5.1
1993-94	Jeff Jacobs	Fr.	G	27	95	3.5
1994-95	Juan Bragg	Sr.	G	26	158	6.0
1995-96	Jeff Jacobs	Sr.	G	29	145	5.0
1996-97	Mike Jones	Jr.	G	35	158	4.5
1997-98	Prince Fowler	Jr.	G	33	200	6.0
1998-99	Prince Fowler	Sr.	G	32	226	7.1
1999-00	Thomas McTyer	Jr.	G	32	134	4.2
2000-01	Thomas McTyer	Sr.	G	31	145	4.7
2001-02	Corey Santee	Fr.	G	31	180	5.8
2002-03	Corey Santee	So.	G	28	141	5.0
2003-04	Corey Santee	Jr.	G	29	127	4.4
2004-05	Corey Santee	Sr.	G	35	127	3.6
2005-06	Nile Murry	Sr.	F	31	82	2.6
2006-07	Neil P. Dougherty	Sr.	G	30	77	2.6
2007-08	Jason Ebie	So.	G	30	84	2.8
2008-09	Jason Ebie	Jr.	G	31	116	3.7
2009-10	Ronnie Moss	So.	G	32	189	5.9
2010-11	Hank Thorns	Jr.	G	32	225	7.0

REBOUNDS

Year	Player	Class	Pos.	GP	Rebs.	Avg.
1953-54	Henry Ohlen	Sr.	C	20	182	9.1
1954-55	Dick O'Neal	So.	C	24	291	12.1
1955-56	Dick O'Neal	Jr.	C	24	258	10.7
1956-57	Ronny Stevenson	So.	F	24	311	13.0
1957-58	Ronny Stevenson	Jr.	F	24	317	13.2
1958-59	H. E. Kirchner	Sr.	C	26	348	13.4
1959-60	Tommy Meacham	Sr.	C	24	273	11.4
1960-61	Alton Adams	So.	C	24	193	8.0
1961-62	Alton Adams	Jr.	C	23	207	9.0
1962-63	Archie Clayton	So.	C	24	197	8.2
1963-64	Gary Turner	So.	F	24	282	11.7
1964-65	Gary Turner	Jr.	F	24	296	12.3
1965-66	Gary Turner	Sr.	F	24	309	12.5
1966-67	James Cash	So.	C	24	266	11.1
1967-68	Mickey McCarty	Sr.	F	26	308	11.8
1968-69	James Cash	Sr.	C	24	301	12.5
1969-70	Doug Boyd	Sr.	F-C	24	365	15.2
1970-71	Eugene Kennedy	Jr.	C	26	432	16.6
1971-72	Simpson DeGrate	Sr.	F	23	273	11.9
1972-73	Lynn Royal	Fr.	F-C	25	190	7.6
1973-74	Wayne Wayman	So.	C	25	206	8.2
1974-75	Bill Bozeat	Sr.	C	25	207	8.3
1975-76	Thomas Bledsoe	Sr.	F	27	223	8.3
1976-77	Tim Marion	So.	F	26	225	8.7
1977-78	Steve Scales	Jr.	F	26	168	6.5
1978-79	Steve Scales	Sr.	F	26	163	6.3
1979-80	Jon Mansbury	Sr.	F	24	138	5.8
1980-81	Deckery Johnson	Sr.	F	29	169	5.8
1981-82	Doug Arnold	Jr.	F	27	233	8.6

YEAR-BY-YEAR STATISTICAL LEADERS

Year	Player	Class	Pos.	GP	Points	Avg.
1982-83	Doug Arnold	Sr.	F	34	317	9.3
1983-84	Paul Kapturkiewicz	So.	F	24	123	5.1
1984-85	Carven Holcombe	So.	F	28	162	5.8
1985-86	Larry Richard	Jr.	F	31	225	7.3
1986-87	Larry Richard	Sr.	F	31	286	9.2
1987-88	Norman Anderson	Sr.	F	14	100	7.1
1988-89	Craig Sibley	Jr.	F	28	155	5.5
1989-90	Craig Sibley	Jr.	F	29	191	6.6
1990-91	Reggie Smith	Sr.	C	28	274	9.8
1991-92	Reggie Smith	Sr.	C	34	386	11.4
1992-93	Eric Dailey	Sr.	C	28	273	9.8
1993-94	Kurt Thomas	Jr.	C	27	262	9.7
1994-95	Kurt Thomas	Sr.	C	27	393	14.6
1995-96	Damion Walker	Fr.	C	30	264	8.8
1996-97	Damion Walker	So.	C	35	226	6.5
1997-98	Dennis Davis	Sr.	F	33	323	9.8
1998-99	Lee Nailon	Sr.	F	31	288	9.3
1999-00	Marquise Gainous	Sr.	F	32	265	8.3
2000-01	Derrick Davenport	Sr.	C	30	224	7.5
2001-02	Jamal Brown	Jr.	F	31	278	9.0
2002-03	Jamal Brown	Sr.	F	28	224	8.6
2003-04	Chudi Chinweze	So.	F	29	141	4.9
2004-05	Femi Ibikunle	So.	C	35	189	5.4
2005-06	Judson Stubbs	Sr.	F	31	205	6.6
2006-07	Kevin Langford	So.	F	30	180	6.0
2007-08	Kevin Langford	Jr.	F	30	160	5.3
2008-09	Zvonko Buljan	Jr.	F/C	31	243	7.8
2009-10	Zvonko Buljan	Sr.	F/C	31	267	8.6
2010-11	J.R. Cadot	Jr.	G	32	193	6.0

STEALS

Year	Player	Class	Pos.	GP	Steals	Avg.
1977-78	Steve Scales	Jr.	F	26	38	1.5
1978-79	Steve Scales	Sr.	F	26	27	1.0
1979-80	Darrell Browder	Fr.	G	26	27	1.0
1980-81	Warren Bridges	Sr.	G	29	32	1.1
1981-82	Doug Arnold	Jr.	F	27	35	1.3
1982-83	Doug Arnold	Sr.	F	34	55	1.6
1983-84	Dennis Nutt	Jr.	G	28	35	1.3
1984-85	Tracy Mitchell	Sr.	G	28	37	1.3
1985-86	Jamie Dixon	Jr.	G	31	39	1.3
1986-87	Jamie Dixon	Sr.	G	31	40	1.3
1987-88	John Lewis & Danny Hughes	Jr.	F	28	30	1.1
1988-89	John Lewis	Sr.	F	30	58	1.9
1989-90	Tony Edmond	Sr.	G	29	63	2.2
1990-91	Al Thomas	Jr.	G	28	57	2.0
1991-92	Al Thomas	Sr.	G	34	49	1.4
1992-93	Brent Atwater	Sr.	G	28	40	1.4
1993-94	Gentry Moore	Sr.	F	27	29	1.0
1994-95	Kurt Thomas	Sr.	C	27	51	1.9
1995-96	Jeff Jacobs	Jr.	G	29	41	1.4
1996-97	Malcolm Johnson	Jr.	G	35	68	1.9
1997-98	Mike Jones	Sr.	G	33	97	2.9
1998-99	Prince Fowler	Sr.	G	32	47	1.5
1999-00	Estell Laster	Jr.	G	31	55	1.8
2000-01	Greedy Daniels	Jr.	G	25	108	4.3
2001-02	Junior Blount	Jr.	G	31	61	1.9
2002-03	Junior Blount	Sr.	G	28	41	1.5
2003-04	Corey Santee	Jr.	G	29	33	1.1
2004-05	Marcus Shropshire	Sr.	G	35	51	1.5
2005-06	Nile Murry	Sr.	G	31	53	1.7
2006-07	Ryan Wall	Jr.	G	30	41	1.4
2007-08	Jason Ebie	So.	G	30	55	1.8
2008-09	Jason Ebie	Jr.	G	31	33	1.1
2009-10	Greg Hill	Jr.	G	30	25	0.8
2010-11	Hank Thorns	Jr.	G	32	37	1.2

BLOCKED SHOTS

Year	Player	Class	Pos.	GP	Blocks	Avg.
1978-79	Steve Scales	Sr.	G	26	13	0.5
1979-80	Deckery Johnson	Jr.	F	26	21	0.8
1980-81	Larry Frevert	Sr.	F	29	24	0.8
1981-82	Doug Arnold	Jr.	F	27	32	1.2
1982-83	Doug Arnold	Sr.	F	34	37	1.1
1983-84	Greg Grissom	So.	C	28	21	0.8
1984-85	Greg Grissom	Jr.	C	26	12	0.5
1985-86	Larry Richard	Jr.	F	31	26	0.8
1986-87	Larry Richard	Sr.	F	31	30	1.0
1987-88	Rod Jacques	Sr.	G	28	13	0.5
1988-89	Craig Sibley	Jr.	F	28	47	1.7
1989-90	Reggie Smith	So.	C	29	40	1.4
1990-91	Reggie Smith	Jr.	C	28	43	1.5
1991-92	Reggie Smith	Sr.	C	34	30	0.9
1992-93	Allen Tolley	Sr.	G	28	15	1.9
1993-94	Kurt Thomas	Jr.	C	27	69	2.6
1994-95	Kurt Thomas	Sr.	C	27	66	2.4
1995-96	James Penny	So.	G	30	63	2.1
1996-97	James Penny	Jr.	G	34	63	1.9
1997-98	James Penny	Sr.	G	36	32	0.9
1998-99	Marquise Gainous	Jr.	F	31	35	1.1
1999-00	Derrick Davenport	Jr.	F	32	96	3.0
2000-01	Derrick Davenport	Sr.	F	30	74	2.5
2001-02	Marlon Dumont	Sr.	F	31	47	1.5
2002-03	Marcus Sloan	So.	F	28	12	0.4
2003-04	Marcus Sloan	Jr.	F	29	18	0.6
2004-05	Marcus Sloan	Sr.	F	35	25	1.4
2005-06	Chudi Chinweze	Sr.	F	20	21	1.1
2006-07	Alvardo Parker	Jr.	F	30	61	2.0
2007-08	Alvardo Parker	Sr.	F	30	31	1.0
2008-09	Kevin Langford	Sr.	F	31	15	0.5
2009-10	Kevin Butler	So.	F	32	17	0.5
2010-11	Amric Fields	Fr.	F	33	19	0.6

MINUTES PLAYED

Year	Player	Class	Pos.	GP	Mins.	Avg.
1978-79	Steve Scales	Sr.	G	26	774	29.8
1979-80	Deckery Johnson	Jr.	F	26	777	29.9
1980-81	Darrell Browder	So.	G	28	1,110	39.6
1981-82	Darrell Browder	Jr.	G	29	1,128	38.9
1982-83	Darrell Browder	Sr.	G	34	1,252	36.8
1983-84	Dennis Nutt	Jr.	G	28	1,050	37.5
1984-85	Dennis Nutt	Sr.	G	28	1,010	36.1
1985-86	Carl Lott	Jr.	G	30	1,058	35.3
1986-87	Carven Holcombe	Sr.	G	31	1,103	35.6
1987-88	Danny Hughes	Jr.	G	28	1,052	37.6
1988-89	Danny Hughes	Sr.	G	30	1,089	36.3
1989-90	Tony Edmond	Sr.	G	29	1,026	35.4
1990-91	Reggie Smith	Jr.	C	28	1,004	35.9
1991-92	Reggie Smith	Sr.	C	34	1,135	33.4
1992-93	Brent Atwater	Sr.	G	28	1,109	39.6
1993-94	Jentry Moore	So.	G	27	857	31.7
1994-95	Kurt Thomas	Sr.	C	27	872	32.3
1995-96	Damion Walker	Fr.	F	30	947	31.6
1996-97	Mike Jones	Jr.	G	35	1,257	35.9
1997-98	Mike Jones	Sr.	G	36	1,216	33.8
1998-99	Prince Fowler	Sr.	G	32	1,127	35.2
1999-00	Marquise Gainous	Sr.	F	32	986	30.8
2000-01	Ryan Carroll	Sr.	G	31	1,064	34.3
2001-02	Junior Blount	Jr.	G	31	1,029	33.2
2002-03	Corey Santee	So.	G	28	950	33.9
2003-04	Corey Santee	Jr.	G	29	961	33.1
2004-05	Corey Santee	Sr.	G	35	1,066	30.5
2005-06	Nile Murry	Sr.	G	31	1,048	33.8
2006-07	Kevin Langford	So.	F	30	947	31.6
2007-08	Kevin Langford	Jr.	F	30	895	29.8
2008-09	Edvinas Ruzgas	Jr.	G	31	975	31.5
2009-10	Ronnie Moss	So.	G	32	1,072	33.5
2010-11	Hank Thorns	Jr.	G	32	1,080	33.8

TEAM SEASON RECORDS

POINTS

Rnk	No.	Year
1.	3,209	1997-98
2.	2,931	1996-97
3.	2,902	2000-01
4.	2,813	1999-00
5.	2,708	1998-99
6.	2,645	2001-02
7.	2,529	1994-95
8.	2,519	1995-96
9.	2,463	2004-05
10.	2,461	1991-92

3-POINT FIELD GOALS

Rnk	No.	Year
1.	284	2004-05
2.	268	2000-01
3.	260	1999-00
4.	248	2009-10
5.	236	1996-97
6.	229	2001-02
7.	228	1998-99
8.	222	2007-08
9.	214	2010-11
10.	210	1997-98

FREE THROWS

Rnk	No.	Year
1.	698	2000-01
2.	621	1999-00
3.	588	1994-95
4.	574	1991-92
5.	560	2001-02
6.	559	1997-98
7.	558	1954-55
8.	550	1964-65
9.	547	1996-97
10.	536	1998-99

STEALS

Rnk	No.	Year
1.	372	2000-01
2.	365	1997-98
3.	293	1999-00
4.	291	2004-05
5.	287	1996-97
6.	275	2007-08
7.	249	2001-02
8.	248	1998-99
9.	242	2005-06
10.	229	1988-89

POINTS PER GAME

Rnk	No.	Year
1.	97.2	1997-98
2.	93.7	1994-95
3.	93.6	2000-01
4.	88.0	1965-66
5.	87.9	1999-00
6.	86.8	1998-99
7.	85.3	2001-02
8.	83.9	1995-96
9.	83.7	1996-97
10.	83.6	1971-72

3-POINT FIELD GOAL ATTEMPTS

Rnk	No.	Year
1.	791	2004-05
2.	724	2000-01
3.	704	2009-10
4.	685	1999-00
5.	674	1996-97
6.	670	2001-02
7.	632	2005-06
8.	629	2007-08
9.	613	2002-03
10.	612	2010-11

FREE THROW ATTEMPTS

Rnk	No.	Year
1.	934	2000-01
2.	872	2004-05
3.	851	1991-92
4.	839	1954-55
5.	812	1999-00
6.	802	1994-95
7.	790	2001-02
8.	783	1998-99
9.	776	1964-65
10.	763	1997-98

STEALS PER GAME

Rnk	No.	Year
1.	12.0	2000-01
2.	11.1	1997-98
3.	9.2	2007-08
	9.2	1999-00
5.	8.0	2001-02
6.	7.8	1998-99
7.	8.3	2004-05
8.	8.2	1996-97
9.	7.8	2005-06
10.	7.7	1989-90

FEWEST POINTS PER GAME

Rnk	No.	Year
1.	39.4	1944-45
2.	42.7	1947-48
3.	44.5	1946-47
4.	45.8	1945-46
5.	47.8	1948-49
6.	52.5	1949-50
7.	56.0	1950-51
8.	57.8	1977-78
9.	59.9	1987-88
10.	60.0	1952-53

3-POINT FIELD GOAL PCT.

Rnk	No.	Year
1.	.418 (89-of-213)	1988-89
2.	.388 (228-of-588)	1998-99
3.	.380 (260-of-685)	1999-00
4.	.378 (85-of-225)	1986-87
5.	.377 (142-of-377)	1990-91
6.	.375 (153-of-408)	1994-95
7.	.367 (210-of-572)	1997-98
8.	.364 (103-of-283)	1989-90
9.	.359 (284-of-791)	2004-05
10.	.355 (183-of-515)	1991-92

FREE THROW PCT.

Rnk	No.	Year
1.	.765 (621-of-812)	1999-00
2.	.747 (698-of-934)	2000-01
3.	.733 (436-of-595)	2008-09
	.733 (588-of-802)	1994-95
	.733 (559-of-763)	1997-98
6.	.729 (547-of-750)	1996-97
7.	.723 (525-of-726)	1965-66
8.	.713 (385-of-540)	1984-85
9.	.712 (508-of-713)	1969-70
	.712 (518-of-728)	1971-72

BLOCKED SHOTS

Rnk	No.	Year
1.	204	1999-00
2.	175	2000-01
3.	159	1996-97
4.	151	1995-96
5.	143	2001-02
6.	131	1997-98
7.	130	1998-99
8.	128	1994-95
9.	126	1989-90
10.	111	1991-92

FIELD GOALS

Rnk	No.	Year
1.	1,220	1997-98
2.	1,074	1996-97
3.	1,006	1998-99
4.	968	2000-01
5.	966	1999-00
6.	941	1982-83
7.	928	2001-02
8.	909	1995-96
9.	894	1994-95
10.	859	1970-71

REBOUNDS

Rnk	No.	Year
1.	1,467	1997-98
2.	1,462	1996-97
3.	1,327	1970-71
4.	1,322	2001-02
5.	1,312	1967-68
6.	1,311	1995-96
7.	1,286	2004-05
8.	1,273	1999-00
9.	1,269	1998-99
10.	1,244	1958-59

ASSISTS

Rnk	No.	Year
1.	650	1998-99
2.	609	1999-00
3.	587	2000-01
4.	556	1996-97
5.	551	1997-98
6.	524	1982-83
7.	517	2001-02
8.	514	1995-96
9.	507	1985-86
10.	506	1994-95

BLOCKED SHOTS PER GAME

Rnk	No.	Year
1.	6.4	1999-00
2.	5.6	2000-01
3.	5.0	1995-96
4.	4.7	1994-95
5.	4.6	2001-02
6.	4.5	1996-97
7.	4.3	1989-90
8.	4.1	1998-99
9.	4.0	1997-98
10.	3.7	1993-94

FIELD GOAL ATTEMPTS

Rnk	No.	Year
1.	2,463	1997-98
2.	2,445	1996-97
3.	2,152	2001-02
4.	2,135	1999-00
5.	2,117	1995-96
6.	2,110	2000-01
7.	2,050	1998-99
8.	2,013	2004-05
9.	1,936	1982-83
10.	1,907	1973-74

REBOUNDS PER GAME

Rnk	No.	Year
1.	51.5	1968-69
2.	51.3	1958-59
3.	50.8	1966-67
4.	50.5	1967-68
5.	49.8	1960-61
6.	49.5	1956-57
7.	49.1	1970-71
8.	49.0	1964-65
	49.0	1969-70
10.	48.3	1959-60
	48.3	1973-74

ASSISTS PER GAME

Rnk	No.	Year
1.	20.3	1998-99
2.	19.7	1997-98
3.	19.0	1999-00
4.	18.9	2000-01
5.	18.7	1994-95
6.	17.1	1995-96
7.	16.7	2001-02
8.	16.4	1985-86
9.	16.3	1989-90
10.	15.9	1996-97

TURNOVERS

Rnk	No.	Year
1.	512	2006-07
2.	505	1997-98
3.	501	2004-05
4.	492	1999-00
5.	489	1998-99
6.	478	1988-89
7.	476	1996-97
8.	461	1995-96
9.	449	2009-10
10.	434	2000-01

FIELD GOAL PCT.

Rnk	No.	Year
1.	.495 (1,220-of-2,463)	1997-98
2.	.493 (799-of-1,621)	1981-82
3.	.491 (1,006-of-2,050)	1998-99
4.	.490 (784-of-1,600)	1984-85
5.	.489 (828-of-1,694)	1986-87
6.	.486 (941-of-1,936)	1982-83
7.	.481 (851-of-1,771)	1985-86
8.	.477 (806-of-1,527)	1989-90
	.477 (728-of-1,527)	1983-84
10.	.474 (760-of-1,604)	1988-89

FEWEST REBOUNDS PER GAME

Rnk	No.	Year
1.	30.4	1992-93
2.	31.0	2008-09
3.	31.9	2009-10
4.	32.1	1987-88
5.	32.8	2010-11
6.	33.1	1981-82
7.	33.6	1983-84
8.	33.7	1988-89
9.	33.8	1980-81
10.	33.9	2006-07
	34.0	2005-06

REBOUNDING MARGIN

Rnk	No.	Year
1.	+11.9	1958-59
2.	+10.0	1956-57
3.	+9.9	1968-69
4.	+8.8	1954-55
5.	+8.2	1970-71
6.	+8.0	1967-68
7.	+7.4	1985-86
8.	+6.2	1986-87
9.	+5.6	1997-98
10.	+5.3	1969-70

TURNOVERS PER GAME

Rnk	No.	Year
1.	17.7	2006-07
2.	16.0	1994-95
3.	15.9	1988-89
4.	15.8	2005-06
5.	15.6	1993-94
6.	15.4	2002-03
	15.4	1999-00
	15.4	1995-96
9.	15.3	1999-99
	15.3	1997-98

TEAM CONFERENCE SEASON RECORDS

POINTS			
Rnk	No.	League	Year
1.	1,397	WAC	2000-01
2.	1,339	WAC	1997-98
3.	1,322	SWC	1994-95
4.	1,305	WAC	1996-97
5.	1,300	C-USA	2001-02
6.	1,220	SWC	1975-76
7.	1,205	WAC	1998-99
8.	1,187	SWC	1964-65
9.	1,174	WAC	1999-00
10.	1,167	SWC	1966-67

3-POINT FIELD GOALS			
Rnk	No.	League	Year
1.	125	MWC	2009-10
2.	120	C-USA	2004-05
	120	WAC	2000-01
4.	118	C-USA	2001-02
5.	116	WAC	1999-00
6.	115	C-USA	2002-03
7.	105	WAC	1996-97
8.	104	C-USA	2003-04
9.	99	MWC	2007-08
10.	98	MWC	2006-07

FREE THROWS			
Rnk	No.	League	Year
1.	341	WAC	2000-01
2.	331	SWC	1964-65
3.	328	SWC	1969-70
4.	309	SWC	1994-95
5.	301	SWC	1971-72
6.	299	SWC	1965-66
7.	281	SWC	1966-67
8.	277	SWC	1970-71
9.	274	SWC	1949-50
10.	271	C-USA	2002-03

STEALS			
Rnk	No.	League	Year
1.	176	WAC	2000-01
2.	143	WAC	1996-97
3.	132	WAC	1997-98
4.	129	MWC	2007-08
5.	122	C-USA	2001-02
6.	119	SWC	1988-89
7.	118	WAC	1999-00
8.	117	SWC	1995-96
9.	115	C-USA	2004-05
	115	C-USA	2002-03

POINTS PER GAME			
Rnk	No.	League	Year
1.	95.6	WAC	1997-98
2.	94.4	SWC	1994-95
3.	87.3	WAC	2000-01
4.	87.1	SWC	1965-66
5.	84.8	SWC	1964-65
6.	84.1	WAC	1998-99
7.	83.9	WAC	1999-00
8.	83.4	SWC	1969-70
	83.4	SWC	1966-67
10.	82.3	SWC	1970-71

3-POINT FIELD GOAL ATTEMPTS			
Rnk	No.	League	Year
1.	351	C-USA	2002-03
2.	349	C-USA	2004-05
	349	C-USA	2001-02
4.	342	WAC	2000-01
5.	338	MWC	2009-10
6.	322	WAC	1996-97
7.	309	C-USA	2003-04
8.	307	MWC	2008-09
9.	303	MWC	2007-08
10.	298	MWC	2010-11

FREE THROW ATTEMPTS			
Rnk	No.	League	Year
1.	454	SWC	1964-65
2.	445	WAC	2000-01
3.	432	SWC	1971-72
4.	424	C-USA	2004-05
5.	418	SWC	1994-95
6.	412	SWC	1990-91
7.	410	SWC	1989-90
8.	394	SWC	1970-71
9.	392	SWC	1966-67
	392	SWC	1960-61

STEALS PER GAME			
Rnk	No.	League	Year
1.	11.0	WAC	2000-01
2.	9.4	WAC	1997-98
3.	8.9	WAC	1996-97
4.	8.4	WAC	1999-00
	8.4	SWC	1995-96
6.	8.1	MWC	2007-08
7.	7.6	C-USA	2001-02
8.	7.4	SWC	1988-89
9.	7.2	C-USA	2004-05
	7.2	C-USA	2002-03

FEWEST POINTS PER GAME			
Rnk	No.	League	Year
1.	45.8	SWC	1948-49
2.	51.2	SWC	1950-51
3.	53.0	SWC	1949-50
4.	58.4	SWC	1987-88
5.	58.9	SWC	1980-81
6.	59.4	SWC	1952-53
7.	59.8	SWC	1951-52
8.	59.9	SWC	1983-84
9.	60.4	MWC	2007-08
	60.4	SWC	1979-80

3-POINT FIELD GOAL PCT.			
Rnk	No.	Conf.	Year
1.	.407 (116-of-285)	WAC	1999-00
2.	.389 (61-of-157)	SWC	1989-90
3.	.383 (93-of-243)	WAC	1998-99
4.	.382 (94-of-246)	WAC	1997-98
5.	.375 (42-of-112)	SWC	1988-89
6.	.370 (125-of-338)	MWC	2009-10
7.	.364 (78-of-214)	SWC	1990-91
8.	.355 (75-of-211)	SWC	1994-95
	.355 (43-of-121)	SWC	1986-87
10.	.351 (120-of-342)	WAC	2000-01

FREE THROW PCT.			
Rnk	No.	Conf.	Year
1.	.766 (341-of-445)	WAC	2000-01
2.	.745 (190-of-255)	SWC	1978-79
3.	.743 (228-of-307)	WAC	1999-00
4.	.739 (309-of-418)	SWC	1994-95
5.	.736 (209-of-284)	MWC	2007-08
6.	.732 (164-of-224)	SWC	1982-83
7.	.729 (331-of-545)	SWC	1964-65
8.	.726 (244-of-336)	SWC	1975-76
9.	.725 (214-of-295)	SWC	1981-82
10.	.724 (249-of-344)	WAC	1997-98

BLOCKED SHOTS			
Rnk	No.	League	Year
1.	78	C-USA	2001-02
	78	WAC	1999-00
3.	73	WAC	2000-01
4.	70	SWC	1995-96
	70	SWC	1989-90
6.	63	WAC	1997-98
	63	SWC	1994-95
8.	59	WAC	1996-97
9.	57	SWC	1993-94
10.	56	SWC	1990-91

FIELD GOALS			
Rnk	No.	League	Year
1.	498	WAC	1997-98
2.	488	SWC	1975-76
3.	469	SWC	1994-95
4.	468	WAC	2000-01
5.	463	WAC	1996-97
6.	461	C-USA	2001-02
7.	459	SWC	1981-82
8.	443	SWC	1966-67
9.	439	SWC	1976-77
10.	425	WAC	1998-99

REBOUNDS			
Rnk	No.	League	Year
1.	717	SWC	1958-59
2.	711	SWC	1969-70
3.	705	SWC	1966-67
4.	687	SWC	1970-71
5.	677	SWC	1976-77
6.	657	SWC	1963-64
7.	643	SWC	1971-72
	643	SWC	1964-65
9.	638	SWC	1968-69
	638	SWC	1967-68

ASSISTS			
Rnk	No.	League	Year
1.	269	WAC	1997-98
2.	267	WAC	1999-00
3.	266	WAC	2000-01
4.	261	WAC	1998-99
5.	259	SWC	1994-95
6.	255	C-USA	2001-02
7.	248	SWC	1989-90
8.	247	SWC	1985-86
9.	242	SWC	1984-85
10.	233	SWC	1982-83

BLOCKED SHOTS PER GAME			
Rnk	No.	League	Year
1.	5.6	WAC	1999-00
2.	5.0	SWC	1995-96
3.	4.9	C-USA	2001-02
4.	4.6	WAC	2000-01
5.	4.5	WAC	1997-98
	4.5	SWC	1994-95
7.	4.4	SWC	1989-90
8.	4.1	SWC	1993-94
9.	3.7	WAC	1996-97
10.	3.5	SWC	1990-91

FIELD GOAL ATTEMPTS			
Rnk	No.	League	Year
1.	1,138	SWC	1976-77
2.	1,119	WAC	1996-97
3.	1,111	C-USA	2001-02
4.	1,051	SWC	1975-76
5.	1,049	SWC	1966-67
6.	1,044	SWC	1972-73
7.	1,036	WAC	2000-01
8.	1,030	WAC	1997-98
9.	1,016	SWC	1973-74
10.	1,007	SWC	1994-95

REBOUNDS PER GAME			
Rnk	No.	League	Year
1.	59.8	SWC	1958-59
2.	50.8	SWC	1969-70
3.	50.4	SWC	1966-67
4.	49.1	SWC	1970-71
5.	46.9	SWC	1963-64
6.	45.9	SWC	1971-72
	45.9	SWC	1964-65
8.	45.8	SWC	1960-61
9.	45.6	SWC	1968-69
	45.6	SWC	1967-68

ASSISTS PER GAME			
Rnk	No.	League	Year
1.	19.2	WAC	1997-98
2.	19.1	WAC	1999-00
3.	18.5	SWC	1994-95
4.	18.1	WAC	1998-99
5.	16.6	WAC	2000-01
6.	15.9	C-USA	2001-02
7.	15.7	SWC	1993-94
8.	15.5	SWC	1989-90
9.	15.4	SWC	1985-86
10.	15.3	SWC	1995-96

TURNOVERS			
Rnk	No.	League	Year
1.	281	SWC	1978-79
2.	261	MWC	2006-07
3.	251	SWC	1988-89
4.	241	C-USA	2002-03
5.	234	MWC	2007-08
6.	233	C-USA	2003-04
7.	231	MWC	2005-06
8.	224	C-USA	2004-05
9.	221	SWC	1994-95
10.	216	WAC	1998-99

FIELD GOAL PCT.			
Rnk	No.	Conf.	Year
1.	.502 (459-of-914)	SWC	1981-82
2.	.492 (422-of-858)	SWC	1984-85
3.	.484 (415-of-858)	WAC	1998-99
4.	.483 (498-of-1,030)	WAC	1997-98
	.483 (438-of-906)	SWC	1970-71
6.	.474 (410-of-865)	SWC	1982-83
7.	.473 (426-of-900)	SWC	1989-90
8.	.472 (411-of-870)	SWC	1985-86
9.	.466 (469-of-1,007)	SWC	1994-95
	.466 (428-of-919)	SWC	1964-65

FEWEST REBOUNDS PER GAME			
Rnk	No.	League	Year
1.	29.4	MWC	2009-10
2.	29.9	MWC	2008-09
3.	30.0	SWC	1992-93
4.	30.5	SWC	1979-80
5.	31.2	MWC	2005-06
6.	31.4	SWC	1984-85
7.	31.5	MWC	2010-11
8.	31.8	SWC	1980-81
9.	32.2	SWC	1988-89
	32.2	SWC	1983-84

REBOUNDING MARGIN			
Rnk	No.	Conf.	Year
1.	+15.3 (59.8-44.5)	SWC	1958-59
2.	+10.6 (49.1-38.5)	SWC	1970-71
3.	+9.1 (50.4-41.3)	SWC	1966-67
4.	+6.8 (45.6-38.8)	SWC	1967-68
5.	+6.6 (50.8-44.2)	SWC	1969-70
6.	+6.0 (36.9-30.9)	SWC	1986-87
7.	+5.4 (36.3-30.9)	SWC	1985-86
8.	+5.3 (45.6-40.3)	SWC	1968-69
9.	+5.2 (44.6-39.4)	WAC	1997-98
10.	+3.6 (34.0-30.4)	SWC	1982-83

TURNOVERS PER GAME			
Rnk	No.	League	Year
1.	17.6	SWC	1978-79
2.	16.3	MWC	2006-07
3.	15.8	SWC	1994-95
4.	15.7	SWC	1988-89
5.	15.6	SWC	1993-94
6.	15.4	WAC	1998-99
7.	15.1	C-USA	2002-03
8.	14.8	SWC	1995-96
9.	14.6	MWC	2007-08
	14.6	C-USA	2003-04



TEAM YEAR-BY-YEAR STATS

Year	POINTS			
	TCU	PPG	OPP	PPG
1949-50	1,260	52.5	1,241	51.7
1950-51	1,400	56.0	1,223	48.9
1951-52	1,750	62.5	1,395	49.8
1952-53	1,440	60.0	1,344	56.0
1953-54	1,527	63.6	1,476	61.5
1954-55	1,815	75.6	1,676	69.8
1955-56	1,524	63.5	1,834	76.4
1956-57	1,752	73.0	1,647	68.6
1957-58	1,690	70.4	1,479	61.6
1958-59	1,797	69.1	1,649	63.4
1959-60	1,618	67.4	1,736	72.3
1960-61	1,713	71.4	1,942	80.9
1961-62	1,648	68.7	1,803	75.1
1962-63	1,666	69.4	1,884	78.5
1963-64	1,636	68.2	1,945	81.0
1964-65	1,964	81.8	2,058	85.8
1965-66	2,113	88.0	2,202	91.8
1966-67	1,978	82.4	1,945	81.0
1967-68	1,995	76.7	1,884	72.5
1968-69	1,875	78.1	1,780	74.2
1969-70	1,886	78.6	1,880	78.3
1970-71	2,188	81.0	2,144	79.4
1971-72	2,006	83.6	1,998	83.3
1972-73	1,776	71.0	2,068	82.7
1973-74	1,809	72.4	1,973	78.9
1974-75	1,908	76.3	1,984	79.4
1975-76	2,032	75.3	2,183	80.9
1976-77	1,798	69.2	2,206	84.8
1977-78	1,503	57.8	1,968	74.2
1978-79	1,907	70.6	2,081	77.1
1979-80	1,741	67.0	1,992	76.6
1980-81	1,774	61.2	1,880	64.8
1981-82	1,976	68.1	1,971	68.0
1982-83	2,248	66.1	2,074	61.0
1983-84	1,766	63.1	1,753	62.6
1984-85	1,953	69.8	1,792	64.0
1985-86	2,171	70.0	1,820	58.7
1986-87	2,197	70.9	1,972	63.6
1987-88	1,677	59.9	1,903	68.0
1988-89	2,071	69.0	2,047	68.3
1989-90	2,167	74.7	1,953	67.3
1990-91	2,034	72.6	1,991	71.1
1991-92	2,461	72.4	2,255	66.3
1992-93	1,815	64.8	2,098	74.9
1993-94	1,987	73.6	2,175	80.6
1994-95	2,529	93.7	2,435	90.2
1995-96	2,519	84.0	2,552	85.1
1996-97	2,931	83.7	2,709	77.4
1997-98	3,209	97.2	2,570	77.9
1998-99	2,776	86.8	2,593	81.0
1999-00	2,813	87.9	2,691	84.1
2000-01	2,902	93.2	2,550	82.3
2001-02	2,645	85.3	2,558	82.5
2002-03	2,146	76.6	2,252	80.4
2003-04	1,941	66.9	2,045	70.5
2004-05	2,463	70.4	2,385	68.1
2005-06	1,929	62.2	2,166	69.9
2006-07	1,892	63.1	2,003	66.8
2007-08	2,037	67.9	2,034	67.8
2008-09	1,978	63.8	1,988	64.1
2009-10	2,169	67.8	2,269	70.9
2010-11	2,220	67.3	2,318	70.2

Year	FIELD-GOAL PCT.			
	G	FGM	FGA	Pct.
1949-50	24	-	-	-
1950-51	25	513	1,485	.345
1951-52	28	-	-	-
1952-53	24	452	1,437	.317
1953-54	24	531	1,584	.335
1954-55	24	628	1,615	.389
1955-56	24	533	1,495	.357
1956-57	24	-	-	-
1957-58	24	651	1,643	.396
1958-59	26	-	-	-
1959-60	24	594	1,554	.381
1960-61	24	633	1,657	.382

1961-62	24	641	1,608	.399
1962-63	24	639	1,602	.399
1963-64	24	628	1,625	.386
1964-65	24	707	1,592	.444
1965-66	24	794	1,757	.452
1966-67	25	767	1,719	.420
1967-68	26	790	1,862	.426
1968-69	24	701	1,648	.426
1969-70	24	689	1,634	.422
1970-71	27	859	1,827	.470
1971-72	24	744	1,633	.456
1972-73	25	736	1,805	.408
1973-74	25	777	1,907	.407
1974-75	25	754	1,712	.440
1975-76	27	823	1,812	.454
1976-77	26	734	1,847	.397
1977-78	26	607	1,481	.410
1978-79	27	783	1,725	.454
1979-80	26	727	1,545	.471
1980-81	29	727	1,602	.454
1981-82	29	799	1,621	.493
1982-83	34	941	1,936	.486
1983-84	28	728	1,527	.477
1984-85	28	784	1,600	.490
1985-86	31	851	1,771	.481
1986-87	31	828	1,694	.489
1987-88	28	663	1,531	.433
1988-89	30	760	1,604	.474
1989-90	29	806	1,688	.477
1990-91	28	732	1,651	.443
1991-92	34	852	1,905	.447
1992-93	28	665	1,565	.425
1993-94	27	705	1,583	.445
1994-95	27	894	1,903	.470
1995-96	30	909	2,117	.429
1996-97	35	1,074	2,445	.439
1997-98	33	1,220	2,463	.495
1998-99	32	1,006	2,050	.491
1999-00	32	966	2,135	.452
2000-01	29	968	2,110	.459
2001-02	31	928	2,152	.431
2002-03	28	726	1,707	.425
2003-04	29	660	1,593	.414
2004-05	35	831	2,013	.413
2005-06	31	639	1,729	.370
2006-07	30	650	1,574	.413
2007-08	30	701	1,744	.402
2008-09	31	681	1,592	.428
2009-10	32	759	1,707	.445
2010-11	33	821	1,883	.436

Year	3-POINT FIELD GOAL PCT.			
	G	3FG	3FGA	Pct.
1986-87	31	85	225	.378
1987-88	28	85	260	.327
1988-89	30	89	213	.418
1989-90	29	103	283	.364
1990-91	28	142	377	.377
1991-92	34	183	515	.355
1992-93	28	144	426	.338
1993-94	27	139	418	.333
1994-95	27	153	408	.375
1995-96	30	169	542	.312
1996-97	35	236	674	.350
1997-98	33	210	572	.367
1998-99	32	228	588	.388
1999-00	32	260	685	.380
2000-01	29	268	724	.370
2001-02	31	229	670	.342
2002-03	28	198	613	.323
2003-04	29	185	555	.333
2004-05	35	284	791	.359
2005-06	31	204	632	.323
2006-07	30	178	537	.331
2007-08	30	222	629	.353
2008-09	31	180	553	.325
2009-10	32	248	704	.352
2010-11	33	214	612	.350

Year	FREE THROW PCT.			
	G	FTM	FTA	Pct.
1949-50	24	-	-	-
1950-51	25	-	-	-
1951-52	28	-	-	-
1952-53	24	-	-	-
1953-54	24	-	-	-
1954-55	24	-	-	-
1955-56	24	-	-	-
1956-57	24	-	-	-
1957-58	24	-	-	-
1958-59	26	379	561	.676
1959-60	24	430	612	.703
1960-61	24	447	657	.680
1961-62	24	366	551	.664
1962-63	24	388	593	.654
1963-64	24	380	572	.664
1964-65	24	550	776	.709
1965-66	24	525	726	.723
1966-67	25	444	651	.682
1967-68	26	415	810	.512
1968-69	24	473	693	.683
1969-70	24	508	713	.712
1970-71	27	470	702	.670
1971-72	24	518	728	.712
1972-73	25	304	494	.615
1973-74	25	255	398	.641
1974-75	25	400	591	.677
1975-76	27	386	563	.686
1976-77	26	330	505	.653
1977-78	26	289	427	.677
1978-79	27	341	480	.710
1979-80	26	286	450	.636
1980-81	29	320	486	.658
1981-82	29	378	553	.684
1982-83	34	366	535	.684
1983-84	28	310	465	.667
1984-85	28	385	540	.713
1985-86	31	469	720	.651
1986-87	31	456	682	.669
1987-88	27	266	431	.617
1988-89	30	462	739	.625
1989-90	29	452	749	.603
1990-91	28	428	703	.609
1991-92	34	574	851	.675
1992-93	28	341	573	.595
1993-94	27	438	675	.649
1994-95	27	588	802	.733
1995-96	30	532	759	.701
1996-97	35	547	750	.729
1997-98	33	559	763	.733
1998-99	32	536	783	.685
1999-00	32	621	812	.765
2000-01	29	698	934	.747
2001-02	31	560	790	.709
2002-03	28	496	728	.681
2003-04	29	436	645	.676
2004-05	35	517	872	.593
2005-06	31	447	703	.636
2006-07	30	414	688	.602
2007-08	30	413	611	.676
2008-09	31	436	595	.733
2009-10	32	403	576	.700
2010-11	33	364	540	.674

Year	G	REBOUNDS			
		TCU	Rb/G	Opp.	Rb/G + -
1949-50	24	-	-	-	-
1950-51	25	-	-	-	-
1951-52	28	-	-	-	-
1952-53	24	-	-	-	-
1953-54	24	-	-	-	-
1954-55	24	1,145	47.7	934	38.9 +8.8
1955-56	24	938	39.1	1,041	43.9 -4.3
1956-57	24	-	-	-	-
1957-58	24	-	-	-	-
1958-59	26	1,244	51.3	947	39.4 +11.9
1959-60	24	1,159	48.3	1,136	47.3 +1.0
1960-61	24	1,196	49.8	1,199	49.9 -0.1

TEAM YEAR-BY-YEAR STATS

1961-62	24	1,072	44.7	1,131	47.2	-2.5
1962-63	24	1,038	43.3	1,154	48.1	-4.8
1963-64	24	1,104	46.0	1,208	50.3	-4.3
1964-65	24	1,177	49.0	1,091	45.4	+3.6
1965-66	24	1,151	48.0	1,153	48.1	-0.1
1966-67	25	1,218	50.8	1,111	46.3	+4.5
1967-68	26	1,312	50.5	1,103	42.5	+8.0
1968-69	24	1,236	51.5	999	41.6	+9.9
1969-70	24	1,177	49.0	1,051	43.7	+5.3
1970-71	27	1,327	49.1	1,106	40.9	+8.2
1971-72	24	1,132	47.2	1,080	45.0	+2.2
1972-73	25	1,138	45.5	1,218	48.7	-3.2
1973-74	25	1,207	48.3	1,247	49.9	-1.6
1974-75	25	1,052	42.1	1,127	45.1	-3.0
1975-76	27	1,080	40.0	1,194	44.2	-4.2
1976-77	26	1,105	42.5	1,254	48.2	-5.7
1977-78	26	930	35.8	943	36.3	-0.5
1978-79	27	1,029	38.1	1,009	37.4	+0.7
1979-80	26	884	34.0	932	34.0	0.0
1980-81	29	979	33.8	1,014	35.0	-1.2
1981-82	29	961	33.1	960	33.1	0.0
1982-83	34	1,231	36.2	1,098	32.3	+3.9
1983-84	28	942	33.6	925	33.0	+0.6
1984-85	28	956	34.1	865	30.8	+3.3
1985-86	31	1,228	39.6	1,000	32.2	+7.4
1986-87	31	1,155	37.3	964	31.1	+6.2
1987-88	28	898	32.1	989	35.4	-3.3
1988-89	30	1,012	33.7	1,044	34.8	-1.1
1989-90	29	1,079	37.2	1,073	37.0	+0.2
1990-91	28	1,089	38.9	1,047	37.4	+1.5
1991-92	34	1,240	36.5	1,167	34.4	+2.1
1992-93	28	852	30.4	1,023	36.5	-6.1
1993-94	27	980	36.3	1,093	40.5	-4.2
1994-95	27	1,155	42.8	1,181	43.8	-1.0
1995-96	30	1,311	43.7	1,367	45.6	-1.9
1996-97	35	1,462	41.8	1,444	41.3	+0.5
1997-98	33	1,467	44.5	1,294	38.9	+5.6
1998-99	32	1,269	39.7	1,241	38.8	+0.8
1999-00	32	1,273	39.8	1,309	40.9	-0.9
2000-01	29	1,232	39.7	1,262	40.7	-1.0
2001-02	31	1,322	42.6	1,361	43.9	-1.3
2002-03	28	1,073	38.3	1,088	38.9	-0.6
2003-04	29	1,013	34.9	1,058	36.5	-1.6
2004-05	35	1,286	36.7	1,335	38.1	-1.4
2005-06	31	1,053	34.0	1,124	36.3	-2.3
2006-07	30	1,017	33.9	1,019	33.9	0.0
2007-08	30	1,071	35.7	1,054	35.1	+0.6
2008-09	31	962	31.0	971	31.3	-0.3
2009-10	32	1,021	31.9	1,062	33.2	-1.3
2010-11	33	1,084	32.8	1,136	34.4	-1.6

FIELD-GOAL PCT. DEFENSE

Year	G	FGM	FGA	Pct.
1949-50	24	-	-	-
1950-51	25	-	-	-
1951-52	28	-	-	-
1952-53	24	391	1,247	.314
1953-54	24	495	1,537	.322
1954-55	24	555	1,586	.350
1955-56	24	646	1,604	.403
1956-57	24	-	-	-
1957-58	24	577	1,473	.392
1958-59	26	-	-	-
1959-60	24	678	1,645	.412
1960-61	24	790	1,784	.443
1961-62	24	677	1,526	.444
1962-63	24	752	1,635	.460
1963-64	24	767	1,702	.451
1964-65	24	780	1,713	.455
1965-66	24	854	1,800	.474
1966-67	25	695	1,534	.453
1967-68	26	688	1,640	.418
1968-69	24	625	1,480	.424
1969-70	24	702	1,584	.441
1970-71	27	829	1,832	.452
1971-72	24	746	1,639	.455
1972-73	25	832	1,756	.474
1973-74	25	788	1,762	.447
1974-75	25	781	1,726	.453

1975-76	27	886	1,923	.461
1976-77	26	884	1,856	.476
1977-78	26	738	1,492	.495
1978-79	27	854	1,728	.494
1979-80	26	827	1,620	.510
1980-81	29	765	1,643	.466
1981-82	29	816	1,686	.484
1982-83	34	870	1,976	.440
1983-84	28	700	1,542	.454
1984-85	28	683	1,420	.481
1985-86	31	711	1,713	.415
1986-87	31	751	1,742	.431
1987-88	28	761	1,565	.486
1988-89	30	718	1,577	.455
1989-90	29	705	1,671	.422
1990-91	28	739	1,671	.442
1991-92	34	835	1,879	.444
1992-93	28	761	1,497	.508
1993-94	27	785	1,709	.459
1994-95	27	867	1,973	.439
1995-96	30	895	2,103	.426
1996-97	35	974	2,245	.434
1997-98	33	959	2,217	.433
1998-99	32	937	2,139	.438
1999-00	32	986	2,150	.459
2000-01	29	896	1,977	.453
2001-02	31	937	2,121	.442
2002-03	28	824	1,738	.474
2003-04	29	721	1,651	.437
2004-05	35	834	1,953	.427
2005-06	31	752	1,634	.460
2006-07	30	693	1,572	.441
2007-08	30	721	1,586	.455
2008-09	31	701	1,534	.457
2009-10	32	797	1,713	.465
2010-11	33	818	1,779	.460

ASSISTS

Year	G	Total	APG
1977-78	26	283	10.9
1978-79	27	368	13.6
1979-80	26	335	12.9
1980-81	29	344	11.9
1981-82	29	355	12.2
1982-83	35	524	15.4
1983-84	28	361	12.9
1984-85	28	420	15.0
1985-86	31	507	16.4
1986-87	31	464	15.0
1987-88	28	391	14.0
1988-89	30	444	14.8
1989-90	29	473	16.3
1990-91	28	434	15.5
1991-92	34	500	14.7
1992-93	26	351	12.5
1993-94	27	417	15.4
1994-95	27	506	18.7
1995-96	30	514	17.1
1996-97	35	556	15.9
1997-98	33	651	19.7
1998-99	32	650	20.3
1999-00	32	609	19.0
2000-01	31	587	18.9
2001-02	28	517	16.7
2002-03	29	403	14.4
2003-04	29	366	12.6
2004-05	35	457	13.1
2005-06	31	370	11.9
2006-07	30	377	12.6
2007-08	30	377	12.6
2008-09	31	382	12.5
2009-10	32	441	13.8
2010-11	33	474	14.4

STEALS

Year	G	Total	SPG
1977-78	26	172	6.6
1978-79	27	185	6.9
1979-80	26	104	4.0
1980-81	29	123	4.2
1981-82	29	141	4.9
1982-83	35	192	5.6
1983-84	28	128	4.6
1984-85	28	167	6.0
1985-86	31	169	5.5
1986-87	31	169	5.5
1987-88	28	161	5.8
1988-89	30	229	7.6
1989-90	29	224	7.7
1990-91	28	201	7.2
1991-92	34	219	6.4
1992-93	28	184	6.6
1993-94	27	174	6.4
1994-95	27	206	7.6
1995-96	30	223	7.4
1996-97	35	287	8.2
1997-98	33	365	11.1
1998-99	32	248	7.8
1999-00	32	293	9.2
2000-01	31	372	12.0
2001-02	28	249	8.0
2002-03	29	194	6.9
2003-04	29	177	6.1
2004-05	35	291	8.3
2005-06	31	242	7.8
2006-07	30	204	6.8
2007-08	30	275	9.2
2008-09	31	178	5.7
2009-10	32	169	5.3
2010-11	33	208	6.3

BLOCKED SHOTS

Year	G	Total	BPG
1977-78	26	65	2.5
1978-79	27	54	2.0
1979-80	26	45	1.7
1980-81	29	58	2.0
1981-82	29	51	1.8
1982-83	34	60	1.7
1983-84	28	56	2.0
1984-85	28	49	1.8
1985-86	31	96	3.1
1986-87	31	75	2.4
1987-88	28	51	1.8
1988-89	30	97	3.2
1989-90	29	126	4.3
1990-91	28	96	3.4
1991-92	34	111	3.3
1992-93	28	58	2.1
1993-94	27	100	3.7
1994-95	27	128	4.7
1995-96	30	151	5.0
1996-97	35	159	4.5
1997-98	33	131	4.0
1998-99	32	130	4.1
1999-00	32	204	6.4
2000-01	29	175	5.6
2001-02	31	143	4.6
2002-03	28	59	2.1
2003-04	29	70	2.4
2004-05	35	65	1.9
2005-06	31	67	2.2
2006-07	30	104	3.5
2007-08	30	73	2.4
2008-09	31	33	1.1
2009-10	32	61	1.9
2010-11	33	74	2.2

TEAM SINGLE-GAME RECORDS

POINTS (GAME)

Rnk	No.	Opponent	Date
1.	153	vs. UT Pan American	Nov. 29, 1997
2.	143	vs. Grambling State	Dec. 30, 1999
3.	141	vs. Central Oklahoma	Dec. 9, 2000
4.	138	vs. Delaware State	Dec. 3, 1997
5.	134	vs. North Texas	Jan. 3, 2000
6.	133	vs. Central Oklahoma	Dec. 12, 1998
	133	vs. Morgan State	Dec. 6, 1997
8.	130	vs. Arkansas-Pine Bluff	Dec. 30, 2000
9.	126	vs. Hawai'i	Feb. 12, 1998
10.	124	vs. Alaska-Anchorage	Jan. 3, 1996

POINTS (HOME)

Rnk	No.	Opponent	Date
1.	153	vs. UT Pan American	Nov. 29, 1997
2.	143	vs. Grambling State	Dec. 30, 1999
3.	141	vs. Central Oklahoma	Dec. 9, 2000
4.	138	vs. Delaware State	Dec. 3, 1997
5.	134	vs. North Texas	Jan. 3, 2000
6.	133	vs. Central Oklahoma	Dec. 12, 1998
	133	vs. Morgan State	Dec. 6, 1997
8.	130	vs. Arkansas-Pine Bluff	Dec. 30, 2000
9.	126	vs. Hawai'i	Feb. 12, 1998
10.	124	vs. Alaska-Anchorage	Jan. 3, 1996

POINTS (AWAY)

Rnk	No.	Opponent	Date
1.	119	at San Jose State	Feb. 7, 1998
2.	114	at Oklahoma City	Dec. 11, 1965
3.	108	at South Florida	Jan. 5, 2002
4.	107	at Texas Tech	Nov. 25, 1997
	107	at Nicholls State	Nov. 24, 1990
6.	106	at Tulane	Feb. 26, 2002
	106	at Houston	Feb. 11, 1995
8.	105	at San Diego State	Jan. 17, 1998
	105	at American (OT)	Dec. 26, 1997
10.	102	at Rice	Jan. 22, 1995

POINTS (NEUTRAL SITE)

Rnk	No.	Opponent	Date
1.	115	vs. Alabama State	Jan. 7, 1995
2.	111	vs. Siena	Nov. 24, 2000
3.	107	vs. Nicholls State	Nov. 24, 1990
4.	106	vs. Fresno State	March 6, 1997
5.	100	vs. Arkansas-Monticello	Nov. 19, 2001
6.	96	vs. Arizona State	Dec. 13, 1986
7.	95	vs. Tulsa	Jan. 6, 1995
	95	vs. Oklahoma	Dec. 27, 1986
9.	94	vs. Notre Dame	March 13, 1971
10.	93	vs. Northwestern	Dec. 28, 1971

POINTS (COMBINED TEAMS)

Rnk	No.	Opponent	Date
1.	253 (143-110)	vs. Grambling State	Dec. 30, 1999
2.	252 (114-138)	at Oklahoma City	Dec. 11, 1965
3.	240 (153-87)	vs. UT Pan American	Nov. 29, 1997
4.	239 (133-106)	vs. Central Oklahoma	Dec. 12, 1998
5.	234 (102-132)	vs. Houston	Dec. 18, 1965
6.	233 (141-92)	vs. Central Oklahoma	Dec. 9, 2000
7.	228 (115-113)	vs. Oklahoma City	Dec. 7, 1974
8.	226 (115-111)	vs. Oklahoma City	Dec. 11, 1971
9.	225 (108-117)	at South Florida	Jan. 5, 2002
	225 (134-91)	vs. North Texas	Jan. 3, 2000
	225 (120-105)	vs. Illinois-Chicago	Dec. 3, 1994

POINTS (ANY HALF)

Rnk	No.	Half	Opponent	Date
1.	82	2nd	vs. Grambling State	Dec. 30, 1999
2.	80	2nd	vs. UT Pan American	Nov. 29, 1997
3.	79	2nd	vs. Delaware State	Dec. 3, 1997
4.	75	1st	vs. Central Oklahoma	Dec. 9, 2000
5.	73	2nd	vs. Central Oklahoma	Dec. 12, 1998
	73	1st	vs. UT Pan American	Nov. 29, 1997
7.	71	2nd	vs. Morgan State	Dec. 6, 1997
8.	69	1st	vs. Siena	Nov. 24, 2000
	69	2nd	vs. Hawai'i	Dec. 12, 1998
10.	68	1st	vs. North Texas	Jan. 3, 2000

POINTS (FIRST HALF)

Rnk	No.	Opponent	Date
1.	75	vs. Central Oklahoma	Dec. 9, 2000
2.	73	vs. UT Pan American	Nov. 29, 1997
3.	69	vs. Siena	Nov. 24, 2000
4.	68	vs. North Texas	Jan. 3, 2000
5.	66	vs. Arkansas-Pine Bluff	Dec. 30, 2000
6.	63	vs. Alaska-Anchorage	Jan. 3, 1996
7.	62	vs. Morgan State	Dec. 6, 1997
8.	61	vs. Midwestern State	Nov. 30, 1994
9.	60	vs. Grambling State	Dec. 30, 2002
10.	59	6x; last - vs. North Texas	Dec. 9, 1997

POINTS (SECOND HALF)

Rnk	No.	Opponent	Date
1.	82	vs. Grambling State	Dec. 30, 1999
2.	80	vs. UT Pan American	Nov. 29, 1997
3.	79	vs. Delaware State	Dec. 3, 1997
4.	71	vs. Morgan State	Dec. 6, 1997
5.	69	vs. Hawai'i	Feb. 12, 1998
6.	66	vs. Appalachian State	Dec. 20, 2001
	66	vs. Grambling State	Jan. 24, 2001
	66	vs. Central Oklahoma	Dec. 9, 2000
	66	vs. North Texas	Jan. 3, 2000
10.	65	vs. UT Arlington	Dec. 19, 2000

FEWEST POINTS (GAME)

Rnk	No.	Opponent	Date
1.	17	vs. Kansas State	Dec. 11, 1947
2.	22	at Texas A&M	Feb. 7, 1948
	22	at SMU	Feb. 15, 1956
4.	26	at Oklahoma A&M	Feb. 21, 1947
5.	30	at Arkansas	Feb. 13, 1948
	30	vs. Oklahoma	Dec. 26, 1945
	30	vs. Texas A&M	Feb. 6, 1951
8.	31	at Oklahoma City	Dec. 5, 1953
9.	34	at Bowling Green	Dec. 20, 1947
10.	36	8x; last - at Air Force	March 5, 2008

FEWEST POINTS (HOME)

Rnk	No.	Opponent	Date
1.	36	vs. Arkansas	Jan. 17, 1949
	36	vs. Stephen F. Austin	Dec. 11, 1948
3.	39	vs. Arkansas	Feb. 28, 1950
	39	vs. Texas	Jan. 12, 1948
	39	vs. Arkansas	Jan. 14, 1947
	39	vs. Loyola-Chicago	Dec. 9, 1946
7.	40	vs. East Texas State	Dec. 13, 1948
	40	vs. Baylor	Feb. 16, 1946
9.	41	vs. Texas	Jan. 5, 1971
	41	vs. Baylor	Feb. 28, 1949
	41	vs. Texas A&M	Jan. 10, 1947

FEWEST POINTS (AWAY)

Rnk	No.	Opponent	Date
1.	17	at Kansas State	Dec. 11, 1947
2.	22	at Texas A&M	Feb. 7, 1948
	22	at SMU	Feb. 15, 1956
4.	26	at Oklahoma A&M	Feb. 21, 1947
5.	30	at Arkansas	Feb. 13, 1948
	30	at Oklahoma	Dec. 26, 1945
	30	at Texas A&M	Feb. 6, 1951
8.	31	at Oklahoma City	Dec. 5, 1953
9.	34	at Bowling Green	Dec. 20, 1947
10.	36	6x; last - at Air Force	March 5, 2008

FEWEST POINTS (NEUTRAL SITE)

Rnk	No.	Opponent	Date
1.	21	vs. Oklahoma State	Dec. 28, 1939
2.	24	vs. Oklahoma Baptist	Dec. 28, 1938
3.	25	vs. Oklahoma State	Dec. 26, 1941
	25	vs. East Central	Dec. 27, 1938
5.	26	vs. Oklahoma A&M	Feb. 21, 1947
6.	27	vs. Valparaiso	Jan. 3, 1945
7.	29	vs. Southwestern (Texas)	Dec. 29, 1942
	29	vs. Oklahoma	Dec. 26, 1945
8.	30	vs. Cansius	Dec. 30, 1944
	30	vs. Phillips	Dec. 29, 1943

FEWEST POINTS (ANY HALF)

Rnk	No.	Half	Opponent	Date
1.	12	2nd	vs. Oklahoma	Dec. 2, 2006
	12	1st	vs. Texas	Jan. 5, 1978
3.	13	1st	at San Diego State	Jan. 5, 2008
	13	1st	vs. Texas A&M-C.C.	Dec. 22, 2005
5.	15	2nd	at Arkansas	Jan. 21, 1978
	15	1st	vs. Rice	Feb. 29, 1992
	15	1st	at Rice	Feb. 11, 1984
8.	16	2nd	vs. Marquette	March 9, 2005
	16	1st	vs. East Texas State	Dec. 1, 1983
10.	17	1st	at Air Force	March 5, 2008

FEWEST POINTS (FIRST HALF)

Rnk	No.	Opponent	Date
1.	12	vs. Texas	Jan. 5, 1978
2.	13	at San Diego State	Jan. 5, 2008
	13	vs. Texas A&M-Corpus Christi	Dec. 22, 2005
4.	15	at Rice	Feb. 29, 1992
	15	at Rice	Feb. 11, 1984
6.	16	vs. East Texas State	Dec. 1, 1983
7.	17	at Air Force	March 5, 2008
8.	18	at Memphis	March 3, 2004
9.	19	at Texas Tech	Feb. 22, 1989
	19	at Nebraska	March 24, 1983

FEWEST POINTS (SECOND HALF)

Rnk	No.	Opponent	Date
1.	12	at Oklahoma	Dec. 2, 2006
2.	15	vs. Arkansas	Jan. 21, 1978
3.	16	vs. Marquette	March 9, 2005
4.	18	vs. Texas A&M	Jan. 10, 1987
	18	vs. Rice	Jan. 11, 1984
6.	19	at Air Force	March 5, 2008
	19	vs. Oklahoma State	Dec. 22, 1992
8.	20	vs. Rice	Feb. 13, 1993
	20	vs. Texas Tech	Feb. 4, 1984
10.	21	vs. Westmont	Nov. 28, 1980

FIELD GOALS

Rnk	No.	Opponent	Date
1.	57	vs. Central Oklahoma	Dec. 9, 2000
	57	vs. Central Oklahoma	Dec. 12, 1998
3.	54	vs. Morgan State	Dec. 6, 1997
	54	vs. UT Pan American	Nov. 29, 1997
5.	51	vs. Arkansas-Pine Bluff	Dec. 30, 2000
	51	vs. Lamar Tech	Jan. 2, 1971
7.	50	at Tulsa	Feb. 26, 1998
	50	vs. San Jose State	Feb. 10, 1998
	50	at Oklahoma City	Dec. 11, 1965
10.	49	vs. Midwestern State	Nov. 30, 1994
	49	vs. Austin College	Jan. 24, 1968

FIELD GOAL ATTEMPTS

Rnk	No.	Opponent	Date
1.	106	vs. Central Oklahoma	Dec. 12, 1998
2.	102	vs. Austin College	Jan. 24, 1968
3.	101	at Oklahoma	Dec. 1, 1966
	101	at Oklahoma City	Dec. 11, 1965
5.	100	vs. Central Oklahoma	Dec. 9, 2000
6.	96	vs. Arkansas	Feb. 20, 1973
7.	95	vs. Lamar Tech	Jan. 2, 1971
	95	vs. SMU	Feb. 24, 1970
9.	94	at Houston	Feb. 10, 1976
	94	vs. Houston Baptist	Jan. 2, 1975
	94	at Oklahoma City	Dec. 7, 1974

FIELD GOAL PCT.

Rnk	No.	Opponent	Date
1.	.699 (39-of-56)	vs. Howard Payne	Nov. 26, 1985
2.	.691 (38-of-55)	vs. Oklahoma State	Dec. 26, 1986
3.	.682 (30-of-44)	vs. Houston	Feb. 8, 1994
4.	.661 (39-of-59)	vs. Texas Tech	Dec. 8, 1998
5.	.659 (31-of-47)	vs. Oklahoma	Dec. 27, 1998
6.	.655 (36-of-55)	vs. Houston	Jan. 3, 1985
7.	.649 (24-of-37)	vs. Baylor	March 5, 1981
8.	.644 (29-of-45)	vs. Marshall	March 12, 1987
9.	.629 (39-of-62)	vs. Northeastern La.	Dec. 29, 1975
10.	.614 (35-of-57)	vs. Maryland	Nov. 25, 1988

TEAM SINGLE-GAME RECORDS

3-POINT FIELD GOALS

Rnk	No.	Opponent	Date
1.	17	at UNLV	March 13, 2008
	17	vs. Grambling State	Dec. 30, 1999
3.	16	vs. UT Arlington	Dec. 19, 2000
	16	vs. North Texas	Jan. 3, 2000
5.	15	at UNC Charlotte	Jan. 25, 2005
	15	vs. Drake	Nov. 26, 2005
7.	14	at Air Force	March 2, 2011
	14	at Western Michigan	March 21, 2005
	14	at South Florida	Jan. 5, 2002
	14	at Rice	Jan. 3, 2000
	14	vs. Alabama State	Nov. 20, 2000
	14	at Rhode Island	Nov. 9, 1998

3-POINT FIELD GOAL ATTEMPTS

Rnk	No.	Opponent	Date
1.	39	vs. Houston	Feb. 1, 2003
2.	36	vs. Central Oklahoma	Dec. 9, 2000
3.	35	at UNC Charlotte	Jan. 25, 2005
	35	vs. UT Arlington	Dec. 19, 2000
5.	34	vs. Minnesota	Nov. 25, 2000
	34	vs. Alabama State	Nov. 20, 2000
	34	vs. Central Oklahoma	Dec. 12, 1998
8.	33	vs. St. Gregory's (Okla.)	Dec. 20, 2009
	33	vs. Arkansas-Pine Bluff	Dec. 30, 2000
10.	32	vs. Marquette	March 9, 2005
	32	vs. Fresno State	Jan. 20, 2000

3-POINT FIELD GOAL PCT. (MIN. 10)

Rnk	No.	Opponent	Date
1.	.739 (17-of-23)	at UNLV	March 13, 2008
2.	.706 (12-of-17)	vs. Hawai'i	Jan. 4, 2001
3.	.667 (12-of-18)	at UAB	Jan. 29, 2003
4.	.611 (11-of-18)	vs. SMU	Nov. 16, 2010
5.	.588 (10-of-17)	vs. Texas A&M	Jan. 31, 1996
6.	.577 (15-of-26)	vs. Drake	Nov. 26, 2005
7.	.565 (13-of-23)	vs. Morgan State	Dec. 6, 1997
8.	.556 (10-of-18)	vs. Wyoming	Feb. 11, 1998
	.556 (10-of-18)	vs. North Texas	Dec. 9, 1997
10.	.550 (11-of-20)	vs. Jackson State	Nov. 12, 2010
	.550 (11-of-20)	vs. North Texas	Dec. 1, 1998

FREE THROWS

Rnk	No.	Opponent	Date
1.	56	vs. Eastern Michigan	Dec. 21, 1999
2.	42	vs. Grambling State	Jan. 24, 2001
	42	vs. Siena	Nov. 24, 2000
4.	40	vs. Texas A&M	Feb. 2, 1955
5.	39	vs. Illinois-Chicago	Dec. 3, 1994
6.	38	vs. UT Pan American	Nov. 29, 1997
7.	37	vs. Tulsa	Feb. 1, 1998
	37	vs. Louisiana Tech	Dec. 23, 1993
	37	vs. Oklahoma City	Dec. 11, 1971
	37	vs. Austin College	Dec. 1, 1964

FREE THROW ATTEMPTS

Rnk	No.	Opponent	Date
1.	70	vs. Eastern Michigan	Dec. 21, 1999
2.	62	vs. Louisiana Tech	Dec. 23, 1993
3.	61	vs. Texas A&M	Feb. 2, 1955
4.	58	vs. Grambling State	Jan. 24, 2001
5.	53	vs. Austin College	Dec. 1, 1964
6.	52	vs. Siena	Nov. 24, 2000
	52	vs. Illinois-Chicago	Dec. 3, 1994
	52	vs. Sam Houston State	Dec. 21, 1968
9.	51	vs. UAB	Feb. 18, 2003
	51	vs. UT Pan American	Nov. 29, 1997

FREE THROW PCT. (MIN. 15)

Rnk	No.	Opponent	Date
1.	1.000 (21-of-21)	vs. Louisiana Tech	Dec. 23, 1999
	1.000 (15-of-15)	vs. UNLV	Jan. 30, 2008
	1.000 (15-of-15)	vs. Texas A&M	Jan. 25, 1983
	1.000 (15-of-15)	vs. Texas Tech	Feb. 7, 1976
5.	.964 (27-of-28)	vs. Colorado State	Feb. 20, 2008
6.	.946 (35-of-37)	vs. UT Arlington	Dec. 23, 1996
7.	.941 (16-of-17)	at Houston	Jan. 24, 1987
8.	.938 (15-of-16)	at Houston	Feb. 1, 1985
9.	.933 (14-of-15)	vs. Utah	Feb. 10, 2010
	.933 (14-of-15)	at SMU	Dec. 2, 2009
	.933 (14-of-15)	vs. Fresno State	March 6, 1997
	.933 (14-of-15)	at Texas Tech	Feb. 4, 1995

REBOUNDS

Rnk	No.	Opponent	Date
1.	79	vs. Oklahoma City	Dec. 9, 1967
2.	78	vs. Texas A&M	March 2, 1967
3.	76	vs. Texas	Feb. 2, 1970
4.	75	vs. Roosevelt	Jan. 2, 1979
	75	vs. Austin College	Jan. 24, 1968
	75	vs. SMU	Jan. 29, 1966
	75	vs. Idaho	Dec. 28, 1965
8.	64	vs. SMU	Feb. 24, 1970
9.	63	vs. Tarleton State	Jan. 7, 1972
10.	62	vs. Alabama	Dec. 18, 1970

ASSISTS

Rnk	No.	Opponent	Date
1.	43	vs. Central Oklahoma	Dec. 12, 1998
2.	40	vs. North Texas	Dec. 1, 1998
3.	39	vs. Central Oklahoma	Dec. 9, 2000
	39	vs. Midwestern State	Nov. 30, 1994
5.	38	vs. Arkansas-Pine Bluff	Dec. 30, 2000
6.	37	vs. Grambling State	Dec. 30, 1999
7.	35	vs. North Texas	Jan. 3, 2000
	35	vs. UT Pan American	Nov. 29, 1997
9.	33	vs. Simon Fraser	Nov. 17, 1989
10.	32	vs. Simon Fraser	Jan. 21, 1988

STEALS

Rnk	No.	Opponent	Date
1.	30	vs. Arkansas-Pine Bluff	Dec. 30, 2000
2.	29	vs. Delaware State	Dec. 3, 1997
3.	27	vs. Alabama State	Nov. 20, 2000
4.	24	vs. Air Force	Jan. 21, 1999
5.	23	vs. UT Pan American	Nov. 29, 1997
6.	21	vs. Fresno State	Feb. 15, 2001
7.	19	vs. Centenary	Nov. 25, 1996
8.	18	5x; last - vs. UM-Eastern Shore	Dec. 21, 2004

BLOCKED SHOTS

Rnk	No.	Opponent	Date
1.	16	vs. Rice	March 3, 2000
2.	14	at Alaska-Fairbanks	Nov. 20, 1999
3.	13	vs. Texas A&M	Feb. 26, 1995
	13	vs. Texas Lutheran	Dec. 14, 1985
5.	12	vs. Texas Tech	Dec. 28, 2000
	12	vs. UT Arlington	Dec. 19, 2000
	12	vs. Alabama State	Nov. 20, 2000
	12	vs. UT Arlington	Dec. 19, 1999
	12	at Rice	Feb. 21, 1996
	12	vs. McMurry	Nov. 23, 1985

TURNOVERS

Rnk	No.	Opponent	Date
1.	35	at Clemson	Nov. 25, 1977
2.	33	at Texas A&M	Feb. 19, 1976
3.	31	at Houston	Jan. 12, 1994
	31	at Marshall	Dec. 10, 1983
5.	30	vs. College of Santa Fe	Nov. 27, 1978
	30	vs. Houston	Feb. 26, 1977
7.	29	vs. Texas	Jan. 5, 1978
	29	vs. Houston	Feb. 12, 1977
9.	28	vs. Connecticut	Nov. 22, 1995
10.	27	6x; last vs. Eastern Michigan	Dec. 21, 1999

PERSONAL FOULS

Rnk	No.	Opponent	Date
1.	36	at Texas A&M	Feb. 15, 1978
	36	vs. Ohio	Nov. 26, 1977
3.	35	vs. Wayland Baptist	Jan. 5, 1974
4.	34	vs. Houston	Feb. 26, 1977
5.	33	vs. SMU	Jan. 27, 1996
	33	vs. Clemson	Nov. 25, 1977
	33	vs. SMU	Feb. 5, 1977
8.	32	at SMU	Nov. 24, 2002
	32	vs. Robert Morris	Dec. 16, 1978
	32	vs. Texas A&M	March 1, 1975
	32	vs. Colorado State	Dec. 22, 1973



TEAM POSTSEASON TOURNAMENT RECORDS

POINTS

Conference Tournament

Rnk	No.	Opponent	Date
1.	106	vs. Fresno State (WAC)	March 6, 1997
2.	89	vs. Texas (SWC)	March 11, 1989
3.	88	vs. UNLV (MWC)	March 13, 2008
4.	86	vs. Louisville (C-USA)	March 6, 2002
5.	85	vs. BYU (MWC)	March 10, 2010

NCAA Tournament

Rnk	No.	Opponent	Date
1.	94	vs. Notre Dame	March 13, 1971
2.	87	vs. Florida State	March 13, 1998
3.	77	vs. Kansas State	March 15, 1968
4.	76	vs. Marshall	March 12, 1987
5.	73	vs. Cincinnati	March 23, 1959

National Invitation Tournament

Rnk	No.	Opponent	Date
1.	101	vs. Nebraska	March 15, 1999
2.	85	vs. UAB	March 12, 1997
3.	78	at Western Michigan	March 21, 2005
	78	at Arizona State	March 21, 1983
5.	76	at Montana	March 11, 1986

FIELD GOALS

Conference Tournament

Rnk	No.	Opponent	Date
1.	40	vs. Fresno State (WAC)	March 6, 1997
2.	32	vs. San Jose State (WAC)	March 9, 2000
	32	vs. Texas (SWC)	March 11, 1989
4.	31	vs. Rice (SWC)	March 7, 1983
	31	vs. Arkansas (SWC)	March 5, 1982

NCAA Tournament

Rnk	No.	Opponent	Date
1.	40	vs. Notre Dame	March 13, 1971
2.	30	vs. Florida State	March 13, 1998
3.	29	vs. Marshall	March 12, 1987
	29	vs. Kansas State	March 15, 1968
	29	vs. DePaul	March 24, 1959

National Invitation Tournament

Rnk	No.	Opponent	Date
1.	36	vs. Nebraska	March 15, 1999
2.	33	vs. UAB	March 12, 1997
	33	at Florida	March 17, 1986
	33	at Arizona State	March 21, 1983
5.	30	vs. Long Beach State	March 19, 1992
	30	at Tulsa	March 16, 1983

FIELD GOAL ATTEMPTS

Conference Tournament

Rnk	No.	Opponent	Date
1.	76	vs. Texas A&M (SWC)	March 6, 1987
2.	75	vs. Louisville (C-USA)	March 6, 2002
3.	72	vs. Fresno State (WAC)	March 6, 1997
4.	70	vs. SMU (SWC)	March 5, 1998
5.	68	vs. San Jose State (WAC)	March 9, 2000

NCAA Tournament

Rnk	No.	Opponent	Date
1.	91	vs. Houston	March 16, 1968
2.	83	vs. Cincinnati	March 23, 1959
3.	82	vs. DePaul	March 24, 1959
4.	75	vs. Kansas State	March 15, 1968
5.	73	vs. Notre Dame	March 13, 1971

National Invitation Tournament

Rnk	No.	Opponent	Date
1.	82	at Notre Dame	March 18, 1997
2.	73	vs. Oregon	March 17, 1999
3.	68	at Nebraska	March 24, 1983
4.	65	at Maryland	March 26, 2005
5.	63	at Kansas State	March 10, 1999

FIELD GOAL PCT.

Conference Tournament

Rnk	No.	Opponent	Date
1.	.649 (24-of-37)	vs. Baylor (SWC)	March 5, 1981
2.	.614 (27-of-44)	vs. Texas A&M (SWC)	March 10, 1983
3.	.600 (27-of-45)	vs. Texas Tech (SWC)	March 10, 1989
4.	.582 (32-of-55)	vs. Texas (SWC)	March 11, 1989
5.	.556 (40-of-72)	vs. Fresno State (WAC)	March 6, 1997

NCAA Tournament

Rnk	No.	Opponent	Date
1.	.644 (29-of-45)	vs. Marshall	March 12, 1987
2.	.548 (40-of-73)	vs. Notre Dame	March 13, 1971
3.	.478 (22-of-46)	vs. Notre Dame	March 14, 1987
4.	.441 (30-of-68)	vs. Florida State	March 13, 1998
5.	.387 (29-of-75)	vs. Kansas State	March 15, 1968

National Invitation Tournament

Rnk	No.	Opponent	Date
1.	.621 (36-of-58)	vs. Nebraska	March 15, 1999
2.	.560 (33-of-58)	at Florida	March 17, 1986
3.	.537 (29-of-54)	at Montana	March 11, 1986
4.	.532 (33-of-62)	vs. UAB	March 12, 1997
	.532 (33-of-62)	at Arizona State	March 21, 1983

3-POINT FIELD GOALS

Conference Tournament

Rnk	No.	Opponent	Date
1.	17	vs. UNLV (MWC)	March 13, 2008
2.	12	vs. Fresno State (WAC)	March 6, 1997
3.	10	vs. BYU (MWC)	March 10, 2010
	10	vs. Utah (WAC)	March 8, 1997
5.	9	vs. BYU (MWC)	March 10, 2011
	9	vs. BYU (WAC)	March 2, 1999
	9	vs. Houston (SWC)	March 14, 1992

NCAA Tournament

Rnk	No.	Opponent	Date
1.	2	vs. Florida State	March 13, 1998
2.	1	vs. Notre Dame	March 14, 1987
	1	vs. Marshall	March 12, 1987

National Invitation Tournament

Rnk	No.	Opponent	Date
1.	14	at Western Michigan	March 21, 2005
2.	11	at Maryland	March 26, 2005
3.	9	vs. Nebraska	March 15, 1999
4.	8	at Miami (Ohio)	March 16, 2005
	8	at Notre Dame	March 18, 1997

3-POINT FIELD GOAL ATTEMPTS

Conference Tournament

Rnk	No.	Opponent	Date
1.	32	vs. Marquette (C-USA)	March 9, 2005
2.	28	vs. BYU (WAC)	March 2, 1999
3.	26	vs. Fresno State (WAC)	March 6, 1997
4.	25	vs. New Mexico (WAC)	March 6, 1998
5.	24	vs. Louisville (C-USA)	March 6, 2002

NCAA Tournament

Rnk	No.	Opponent	Date
1.	12	vs. Florida State	March 13, 1998
2.	2	vs. Notre Dame	March 14, 1987
	2	vs. Marshall	March 12, 1987

National Invitation Tournament

Rnk	No.	Opponent	Date
1.	29	at Maryland	March 26, 2005
2.	27	at Notre Dame	March 18, 1997
3.	25	at Western Michigan	March 21, 2005
4.	23	vs. Oregon	March 17, 1999
	23	vs. Kansas State	March 10, 1999

3-POINT FIELD GOAL PCT.

Conference Tournament

Rnk	No.	Opponent	Date
1.	.739 (17-of-23)	vs. UNLV (MWC)	March 13, 2008
2.	.636 (7-of-11)	vs. SMU (SWC)	March 12, 1993
3.	.600 (3-of-5)	vs. Texas Tech (SWC)	March 10, 1989
4.	.529 (9-of-17)	vs. Houston (SWC)	March 14, 1992
5.	.526 (10-of-19)	vs. BYU (MWC)	March 10, 2010

NCAA Tournament

Rnk	No.	Opponent	Date
1.	.500 (1-of-2)	vs. Notre Dame	March 14, 1987
	.500 (1-of-2)	vs. Marshall	March 12, 1987
3.	.167 (2-of-12)	vs. Florida State	March 13, 1998

National Invitation Tournament

Rnk	No.	Opponent	Date
1.	.560 (14-of-25)	at Western Michigan	March 21, 2005
2.	.455 (5-of-11)	vs. Long Beach State	March 19, 1992
3.	.429 (9-of-21)	vs. Nebraska	March 15, 1999
4.	.369 (11-of-29)	at Maryland	March 26, 2005
5.	.364 (8-of-22)	at Miami (Ohio)	March 16, 2005

FREE THROWS

Conference Tournament

Rnk	No.	Opponent	Date
1.	28	vs. Rice (SWC)	March 7, 1986
2.	27	vs. Texas Tech (SWC)	March 10, 1989
3.	24	vs. Louisville (C-USA)	March 6, 2002
4.	23	vs. Texas (SWC)	March 11, 1989
5.	22	vs. Baylor (SWC)	March 13, 1992

NCAA Tournament

Rnk	No.	Opponent	Date
1.	25	vs. Florida State	March 13, 1998
2.	22	vs. Oklahoma A&M	March 13, 1953
3.	19	vs. Kansas State	March 15, 1968
4.	17	vs. Marshall	March 12, 1987
	17	vs. Cincinnati	March 23, 1959

National Invitation Tournament

Rnk	No.	Opponent	Date
1.	20	vs. Nebraska	March 15, 1999
2.	18	at Montana	March 11, 1986
3.	15	vs. UAB	March 12, 1997
4.	14	at Maryland	March 26, 2005
5.	12	at Arizona State	March 21, 1983

FREE THROW ATTEMPTS

Conference Tournament

Rnk	No.	Opponent	Date
1.	40	vs. Rice (SWC)	March 7, 1986
2.	38	vs. Louisville (C-USA)	March 6, 2002
3.	35	vs. Texas Tech (SWC)	March 10, 1989
4.	32	vs. Texas (SWC)	March 11, 1989
5.	31	vs. Hawai'i (WAC)	March 8, 2001

NCAA Tournament

Rnk	No.	Opponent	Date
1.	32	vs. Florida State	March 13, 1998
2.	25	vs. Kansas State	March 15, 1968
3.	23	vs. Marshall	March 12, 1987
4.	22	vs. Cincinnati	March 23, 1959
5.	20	vs. Houston	March 16, 1968

National Invitation Tournament

Rnk	No.	Opponent	Date
1.	27	vs. Nebraska	March 15, 1999
2.	26	at Montana	March 11, 1986
3.	22	vs. UAB	March 12, 1997
4.	21	at Maryland	March 26, 2005
5.	20	at Arizona State	March 21, 1983

TEAM POSTSEASON TOURNAMENT RECORDS

FREE THROW PCT.

Conference Tournament

Rnk	No.	Opponent	Date
1.	1.000 (8-of-8)	vs. Rice (SWC)	March 6, 1984
2.	.933 (14-of-15)	vs. Fresno State (WAC)	March 6, 1997
3.	.900 (9-of-10)	vs. Tulsa (WAC)	March 7, 1997
4.	.895 (17-of-19)	vs. UNLV (MWC)	March 13, 2008
5.	.864 (19-of-22)	vs. Utah (MWC)	March 12, 2009

NCAA Tournament

Rnk	No.	Opponent	Date
1.	1.000 (12-of-12)	vs. Notre Dame	March 14, 1987
2.	.781 (25-of-32)	vs. Florida State	March 13, 1998
3.	.772 (17-of-22)	vs. Cincinnati	March 23, 1959
4.	.760 (19-of-25)	vs. Kansas State	March 15, 1968
5.	.739 (17-of-23)	vs. Marshall	March 12, 1987

National Invitation Tournament

Rnk	No.	Opponent	Date
1.	.889 (8-of-9)	at Purdue	March 23, 1992
2.	.800 (8-of-10)	vs. Long Beach State	March 19, 1992
3.	.692 (18-of-26)	at Montana	March 11, 1986
4.	.688 (11-of-16)	at Kansas State	March 10, 1999
5.	.682 (15-of-22)	vs. UAB	March 12, 1997

REBOUNDS

Conference Tournament

Rnk	No.	Opponent	Date
1.	49	vs. Tulsa (WAC)	March 7, 1997
	49	vs. Fresno State (WAC)	March 6, 1997
3.	48	vs. Louisville (C-USA)	March 6, 2002
	48	vs. Rice (SWC)	March 7, 1983
	48	vs. Texas (SWC)	March 10, 1994

NCAA Tournament

Rnk	No.	Opponent	Date
1.	60	vs. DePaul	March 24, 1959
2.	55	vs. Houston	March 16, 1968
3.	54	vs. Kansas State	March 15, 1968
4.	50	vs. Cincinnati	March 12, 1959
5.	40	vs. Notre Dame	March 13, 1971

National Invitation Tournament

Rnk	No.	Opponent	Date
1.	51	at Notre Dame	March 18, 1997
2.	49	vs. Oregon	March 17, 1999
3.	44	vs. UAB	March 12, 1997
4.	40	vs. Arizona State	March 21, 1983
5.	38	vs. Western Michigan	March 21, 2005

OFFENSIVE REBOUNDS

Conference Tournament

Rnk	No.	Opponent	Date
1.	21	vs. Louisville (C-USA)	March 6, 2002
	21	vs. Rice (SWC)	March 7, 1986
3.	19	vs. SMU (SWC)	March 12, 1993
	19	vs. Arkansas (SWC)	March 5, 1982
5.	18	vs. Texas A&M (SWC)	March 6, 1987

NCAA Tournament

Rnk	No.	Opponent	Date
1.	23	vs. DePaul	March 14, 1959
2.	18	vs. Houston	March 15, 1968
3.	16	vs. Florida State	March 13, 1998
4.	11	vs. Marshall	March 12, 1987
5.	10	vs. Notre Dame	March 14, 1987

National Invitation Tournament

Rnk	No.	Opponent	Date
1.	23	at Notre Dame	March 18, 1997
2.	17	vs. Nebraska	March 15, 1999
3.	16	vs. Oregon	March 17, 1999
4.	14	at Maryland	March 26, 2005
5.	11	at Florida	March 17, 1986

DEFENSIVE REBOUNDS

Conference Tournament

Rnk	No.	Opponent	Date
1.	38	vs. Texas (SWC)	March 10, 1994
2.	33	vs. Fresno State (WAC)	March 6, 1997
3.	32	vs. Tulsa (WAC)	March 7, 1997
	32	vs. Houston (SWC)	March 9, 1995
5.	31	vs. Baylor (SWC)	March 13, 1992

NCAA Tournament

Rnk	No.	Opponent	Date
1.	36	vs. Kansas State	March 15, 1968
2.	23	vs. DePaul	March 14, 1959
3.	18	vs. Florida State	March 13, 1998
4.	16	vs. Notre Dame	March 14, 1987
5.	15	vs. Marshall	March 12, 1987

National Invitation Tournament

Rnk	No.	Opponent	Date
1.	35	vs. UAB	March 12, 1997
2.	33	vs. Oregon	March 17, 1999
3.	29	at Western Michigan	March 21, 2005
4.	28	vs. Nebraska	March 15, 1999
	28	at Notre Dame	March 18, 1997

ASSISTS

Conference Tournament

Rnk	No.	Opponent	Date
1.	23	vs. San Jose State (WAC)	March 9, 2000
	23	vs. Rice (SWC)	March 7, 1983
3.	22	vs. Texas (SWC)	March 10, 1994
4.	21	vs. Fresno State (WAC)	March 6, 1997
	21	vs. Texas A&M (SWC)	March 10, 1983

NCAA Tournament

Rnk	No.	Opponent	Date
1.	20	vs. Marshall	March 12, 1987
2.	12	vs. Notre Dame	March 14, 1987
3.	8	vs. Florida State	March 13, 1998

National Invitation Tournament

Rnk	No.	Opponent	Date
1.	25	vs. Nebraska	March 15, 1999
2.	19	vs. Oregon	March 17, 1999
	19	vs. UAB	March 12, 1997
4.	18	at Montana	March 11, 1986
5.	17	at Arizona State	March 21, 1983

STEALS

Conference Tournament

Rnk	No.	Opponent	Date
1.	22	vs. Texas (SWC)	March 10, 1994
2.	17	vs. Marquette (C-USA)	March 9, 2005
3.	16	vs. San Jose State (WAC)	March 9, 2000
4.	12	vs. New Mexico (WAC)	March 6, 1998
	12	vs. Houston (SWC)	March 9, 1995

NCAA Tournament

Rnk	No.	Opponent	Date
1.	16	vs. Florida State	March 13, 1998
2.	7	vs. Marshall	March 12, 1987
3.	1	vs. Notre Dame	March 14, 1987

National Invitation Tournament

Rnk	No.	Opponent	Date
1.	18	vs. UAB	March 12, 1997
2.	12	vs. Nebraska	March 15, 1999
3.	10	at Kansas State	March 10, 1999
4.	8	at Miami (Ohio)	March 16, 2005
	8	at Nebraska	March 24, 1983

BLOCKED SHOTS

Conference Tournament

Rnk	No.	Opponent	Date
1.	7	vs. Houston (SWC)	March 9, 1995
2.	6	vs. Tulsa (WAC)	March 7, 1997
	6	vs. Texas (SWC)	March 10, 1994
	6	vs. Baylor (SWC)	March 13, 1992
	6	vs. Baylor (SWC)	March 5, 1981

NCAA Tournament

Rnk	No.	Opponent	Date
1.	2	vs. Florida State	March 13, 1998
	2	vs. Marshall	March 12, 1987
3.	1	vs. Notre Dame	March 14, 1987

National Invitation Tournament

Rnk	No.	Opponent	Date
1.	10	vs. Nebraska	March 15, 1999
2.	9	vs. UAB	March 12, 1997
3.	4	vs. Oregon	March 17, 1999
	4	at Arizona State	March 21, 1983
5.	3	5x; last - at Western Michigan	March 21, 2005

TURNOVERS

Conference Tournament

Rnk	No.	Opponent	Date
1.	30	vs. Houston (SWC)	Feb. 26, 1977
2.	25	vs. Texas (SWC)	March 11, 1989
3.	23	vs. Houston (SWC)	March 9, 1995
4.	22	vs. Arkansas (SWC)	Feb. 25, 1978
5.	21	vs. Louisville (C-USA)	March 10, 2005

NCAA Tournament

Rnk	No.	Opponent	Date
1.	16	vs. Florida State	March 13, 1998
2.	11	vs. Marshall	March 12, 1987
3.	7	vs. Notre Dame	March 14, 1987

National Invitation Tournament

Rnk	No.	Opponent	Date
1.	23	vs. UAB	March 12, 1997
2.	18	at Tulsa	March 16, 1983
3.	17	vs. Oregon	March 17, 1999
	17	at Florida	March 17, 1986
5.	16	vs. Nebraska	March 15, 1999
	15	at Nebraska	March 24, 1983

PERSONAL FOULS

Conference Tournament

Rnk	No.	Opponent	Date
1.	34	vs. Texas (SWC)	March 11, 1989
	34	vs. Houston (SWC)	Feb. 26, 1977
3.	29	vs. Texas A&M (SWC)	March 6, 1987
4.	25	vs. BYU (MWC)	March 10, 2010
	25	vs. Rice (SWC)	March 7, 1986

NCAA Tournament

Rnk	No.	Opponent	Date
1.	22	vs. Florida State	March 13, 1998
2.	14	vs. Marshall	March 12, 1987
3.	13	vs. Notre Dame	March 14, 1987

National Invitation Tournament

Rnk	No.	Opponent	Date
1.	24	at Maryland	March 26, 2005
	24	at Western Michigan	March 21, 2005
3.	22	at Purdue	March 23, 1992
4.	20	at Nebraska	March 24, 1983
5.	19	at Montana	March 11, 1986



OPPONENT SEASON RECORDS

POINTS

Rnk	No.	Year
1.	2,709	1996-97
2.	2,691	1999-00
3.	2,593	1998-99
4.	2,570	1997-98
5.	2,558	2001-02
6.	2,552	1995-96
7.	2,550	2000-01
8.	2,435	1994-95
9.	2,385	2004-05
10.	2,318	2010-11

POINTS PER GAME

Rnk	No.	Year
1.	91.8	1965-66
2.	90.2	1994-95
3.	85.8	1964-65
4.	85.1	1995-96
5.	84.8	1976-77
6.	84.1	1999-00
7.	83.3	1971-72
8.	82.7	1972-73
9.	82.5	2001-02
10.	82.3	2000-01

FEWEST POINTS PER GAME

Rnk	No.	Year
1.	48.9	1950-51
2.	48.9	1951-52
3.	51.7	1949-50
4.	54.7	1948-49
5.	56.0	1952-53
6.	58.7	1985-86
7.	61.0	1982-83
8.	62.6	1983-84
9.	62.8	1958-59
10.	63.6	1986-87

FIELD GOALS

Rnk	No.	Year
1.	986	1999-00
2.	974	1996-97
3.	959	1997-98
4.	937	2001-02
	937	1998-99
6.	896	2000-01
7.	895	1995-96
8.	886	1975-76
9.	884	1976-77
10.	870	1982-83

FIELD GOAL ATTEMPTS

Rnk	No.	Year
1.	2,245	1996-97
2.	2,217	1997-98
3.	2,150	1999-00
4.	2,139	1998-99
5.	2,121	2001-02
6.	2,103	1995-96
7.	1,977	2000-01
8.	1,976	1982-83
9.	1,973	1994-95
10.	1,953	2004-05

FIELD GOAL PCT.

Rnk	No.	Year
1.	.510 (827-of-1,620)	1979-80
2.	.508 (761-of-1,497)	1992-93
3.	.494 (854-of-1,728)	1978-79
4.	.486 (761-of-1,565)	1987-88
5.	.484 (816-of-1,686)	1981-82
6.	.481 (683-of-1,420)	1984-85
7.	.476 (884-of-1,856)	1976-77
8.	.474 (824-of-1,738)	2002-03
	.474 (832-of-1,756)	1972-73
	.474 (854-of-1,800)	1965-66

3-POINT FIELD GOALS

Rnk	No.	Year
1.	256	1999-00
2.	239	2004-05
3.	230	1997-98
4.	224	1998-99
5.	223	2001-02
	223	2000-01
7.	222	1996-97
8.	218	2005-06
9.	209	2007-08
10.	208	1995-96

3-POINT FIELD GOAL ATTEMPTS

Rnk	No.	Year
1.	710	1998-99
2.	696	2004-05
3.	691	1997-98
4.	676	1999-00
	676	1996-97
6.	652	2001-02
7.	655	1995-96
8.	609	2000-01
9.	607	2010-11
10.	586	2009-10

3-POINT FIELD GOAL PCT.

Rnk	No.	Year
1.	.393 (154-of-392)	1986-87
2.	.379 (256-of-676)	1999-00
3.	.377 (218-of-579)	2005-06
4.	.375 (124-of-331)	1992-93
5.	.366 (223-of-609)	2000-01
	.366 (150-of-410)	1993-94
7.	.359 (202-of-562)	2003-04
8.	.358 (209-of-584)	2007-08
9.	.356 (201-of-564)	1994-95
10.	.349 (192-of-550)	2006-07

REBOUNDS

Rnk	No.	Year
1.	1,444	1996-97
2.	1,367	1995-96
3.	1,361	2001-02
4.	1,335	2004-05
5.	1,309	1999-00
6.	1,294	1997-98
7.	1,262	2000-01
8.	1,254	1976-77
9.	1,247	1973-74
10.	1,241	1998-99

REBOUNDS PER GAME

Rnk	No.	Year
1.	50.3	1963-64
2.	50.0	1960-61
3.	49.9	1973-74
4.	48.7	1972-73
5.	48.2	1976-77
6.	48.1	1962-63
7.	48.0	1965-66
8.	47.3	1959-60
9.	47.1	1961-62
10.	46.3	1966-67

FEWEST REBOUNDS PER GAME

Rnk	No.	Year
1.	30.9	1984-85
2.	31.1	1986-87
3.	31.3	2008-09
4.	32.3	1985-86
	32.3	1982-83
6.	33.0	1983-84
7.	33.1	1981-82
8.	33.2	2009-10
9.	33.9	2006-07
10.	34.3	1991-92

FREE THROWS

Rnk	No.	Year
1.	555	1966-67
2.	554	1995-96
3.	541	1955-56
4.	539	1996-97
5.	535	2000-01
6.	530	1968-69
7.	509	1988-89
8.	508	1967-68
9.	506	1971-72
10.	500	1994-95

FREE THROW ATTEMPTS

Rnk	No.	Year
1.	810	1996-97
2.	807	1995-96
3.	794	2000-01
4.	786	1966-67
5.	774	1955-56
6.	769	1994-95
7.	743	1968-69
8.	739	1998-99
	739	1988-89
10.	726	1971-72

FREE THROW PCT.

Rnk	No.	Year
1.	.722 (508-of-704)	1967-68
2.	.720 (380-of-528)	1962-63
3.	.718 (494-of-688)	1965-66
4.	.716 (408-of-570)	2008-09
5.	.713 (444-of-623)	2005-06
	.713 (530-of-743)	1968-69
7.	.708 (476-of-672)	1969-70
8.	.706 (555-of-786)	1966-67
9.	.705 (401-of-569)	2003-04
10.	.703 (353-of-502)	1958-59

ASSISTS

Rnk	No.	Year
1.	574	2001-02
	574	1996-97
3.	571	1999-00
4.	558	1995-96
5.	538	2000-01
6.	523	1998-99
7.	511	2004-05
8.	506	2002-03
9.	493	2005-06
10.	487	1997-98

ASSISTS PER GAME

Rnk	No.	Year
1.	18.6	1995-96
2.	18.5	2001-02
3.	18.1	2002-03
4.	18.0	1994-95
5.	17.8	1999-00
6.	17.4	2000-01
7.	17.2	1979-80
8.	16.6	1993-94
9.	16.4	1996-97
10.	16.3	1998-99

REBOUNDING MARGIN

Rnk	No.	Year
1.	+6.1	1992-93
2.	+5.7	1977-78
3.	+4.5	1962-63
4.	+4.3	1993-94
	+4.3	1963-64
	+4.3	1955-56
7.	+4.2	1975-76
8.	+3.2	1987-88
	+3.2	1972-73
10.	+3.1	2009-10

STEALS

Rnk	No.	Year
1.	287	1998-99
2.	283	1999-00
3.	271	1997-98
4.	252	1996-97
5.	248	1993-94
6.	236	2000-01
7.	230	1995-96
8.	230	1994-95
9.	224	2006-07
10.	218	2004-05

STEALS PER GAME

Rnk	No.	Year
1.	9.2	1993-94
2.	9.0	1998-99
3.	8.8	1999-00
4.	8.5	1994-95
5.	8.2	1997-98
6.	8.1	1991-92
7.	7.7	1995-96
8.	7.6	2000-01
9.	7.5	2006-07
10.	7.4	1990-91

BLOCKED SHOTS

Rnk	No.	Year
1.	158	2004-05
2.	146	2005-06
3.	143	2001-02
4.	142	2006-07
5.	141	2002-03
6.	137	1999-00
7.	126	1996-97
8.	124	2000-01
9.	117	2003-04
10.	111	2010-11

BLOCKED SHOTS PER GAME

Rnk	No.	Year
1.	5.0	2002-03
2.	4.7	2006-07
	4.7	2005-06
4.	4.6	2001-02
5.	4.5	2004-05
6.	4.3	1999-00
7.	4.0	2003-04
	4.0	2000-01
9.	3.6	1996-97
10.	3.5	2008-09

TURNOVERS

Rnk	No.	Year
1.	684	1997-98
2.	628	2000-01
3.	616	1996-97
4.	584	2004-05
5.	557	2005-06
6.	548	1999-00
7.	508	2007-08
8.	506	1988-89
9.	493	1995-96
10.	486	2001-02

TURNOVERS PER GAME

Rnk	No.	Year
1.	20.7	1997-98
2.	20.3	2000-01
3.	18.0	2005-06
4.	17.6	1996-97
5.	17.1	1999-00
6.	16.9	2007-08
	16.9	1988-89
8.	16.7	2004-05
9.	16.4	1995-96

OPPONENT TEAM CONFERENCE SEASON RECORDS

POINTS			
Rnk	No.	League	Year
1.	1,351	SWC	1978-79
2.	1,348	SWC	1976-77
3.	1,345	SWC	1975-76
4.	1,337	WAC	2000-01
5.	1,335	C-USA	2001-02
6.	1,317	SWC	1994-95
7.	1,281	WAC	1996-97
8.	1,258	SWC	1964-65
9.	1,252	C-USA	2002-03
10.	1,219	SWC	1965-66

3-POINT FIELD GOALS			
Rnk	No.	League	Year
1.	120	C-USA	2004-05
2.	117	WAC	2000-01
3.	116	MWC	2007-08
	116	MWC	2005-06
5.	115	MWC	2006-07
6.	113	SWC	1994-95
7.	110	C-USA	2002-03
8.	108	C-USA	2003-04
9.	106	C-USA	2001-02
10.	105	MWC	2008-09

FREE THROWS			
Rnk	No.	League	Year
1.	318	SWC	1964-65
2.	312	SWC	1966-67
3.	306	SWC	1968-69
4.	301	SWC	1965-66
5.	300	SWC	1970-71
6.	290	WAC	2000-01
7.	288	SWC	1969-70
8.	280	SWC	1976-77
9.	274	SWC	1967-68
10.	269	WAC	1996-97

STEALS			
Rnk	No.	League	Year
1.	134	WAC	1998-99
	134	SWC	1993-94
3.	126	MWC	2006-07
4.	122	C-USA	2003-04
5.	120	SWC	1988-89
6.	119	C-USA	2002-03
7.	117	SWC	1990-91
8.	116	WAC	2000-01
	116	SWC	1994-95
10.	114	WAC	1996-97

POINTS PER GAME			
Rnk	No.	League	Year
1.	94.1	SWC	1994-95
2.	89.8	SWC	1964-65
3.	87.1	SWC	1965-66
4.	85.5	SWC	1963-64
5.	84.9	SWC	1972-73
6.	84.8	SWC	1993-94
7.	84.4	SWC	1978-79
8.	84.3	WAC	1999-00
9.	84.3	SWC	1976-77
10.	84.1	SWC	1975-76

3-POINT FIELD GOAL ATTEMPTS			
Rnk	No.	League	Year
1.	346	C-USA	2004-05
2.	343	WAC	1998-99
3.	334	C-USA	2002-03
4.	320	C-USA	2001-02
5.	317	MWC	2007-08
6.	305	C-USA	2003-04
7.	304	SWC	1994-95
8.	302	MWC	2005-06
9.	300	MWC	2006-07
10.	296	MWC	2010-11

FREE THROW ATTEMPTS			
Rnk	No.	League	Year
1.	450	SWC	1966-67
2.	435	SWC	1971-72
3.	433	SWC	1964-65
4.	423	WAC	2000-01
5.	420	SWC	1968-69
6.	419	SWC	1965-66
7.	418	SWC	1976-77
8.	410	SWC	1969-70
9.	399	SWC	1994-95
10.	398	WAC	1996-97

STEALS PER GAME			
Rnk	No.	League	Year
1.	9.6	WAC	1998-99
	9.6	SWC	1993-94
3.	8.3	SWC	1994-95
4.	7.9	MWC	2006-07
5.	7.6	C-USA	2003-04
	7.6	WAC	1999-00
7.	7.5	SWC	1988-89
8.	7.4	C-USA	2002-03
	7.4	SWC	1994-95
10.	7.3	WAC	2000-01

FEWEST POINTS PER GAME			
Rnk	No.	League	Year
1.	46.5	SWC	1950-51
2.	47.8	SWC	1951-52
3.	52.7	SWC	1949-50
4.	52.8	SWC	1952-53
5.	55.4	SWC	1948-49
6.	56.1	SWC	1986-87
7.	57.2	SWC	1982-83
8.	57.9	SWC	1985-86
9.	62.2	SWC	1958-59
10.	62.6	SWC	1980-81

3-POINT FIELD GOAL PCT.			
Rnk	No.	Conf.	Year
1.	.401 (117-of-292)	WAC	2000-01
2.	.396 (80-of-202)	SWC	1990-91
3.	.389 (79-of-203)	SWC	1989-90
4.	.384 (116-of-302)	MWC	2005-06
	.384 (61-of-159)	SWC	1992-93
6.	.383 (115-of-300)	MWC	2006-07
7.	.374 (105-of-281)	MWC	2008-09
8.	.372 (113-of-304)	SWC	1994-95
9.	.367 (98-of-267)	MWC	2009-10
10.	.366 (116-of-317)	MWC	2007-08

FREE THROW PCT.			
Rnk	No.	Conf.	Year
1.	.746 (265-of-355)	SWC	1975-76
2.	.739 (274-of-371)	SWC	1967-68
3.	.738 (268-of-363)	MWC	2005-06
4.	.737 (244-of-331)	SWC	1959-60
5.	.734 (318-of-433)	SWC	1964-65
6.	.732 (219-of-299)	SWC	1960-61
7.	.729 (306-of-420)	SWC	1968-69
	.729 (234-of-321)	SWC	1962-63
9.	.725 (229-of-316)	MWC	2008-09
	.725 (264-of-364)	SWC	1972-73

BLOCKED SHOTS			
Rnk	No.	League	Year
1.	92	MWC	2006-07
2.	90	C-USA	2001-02
3.	87	C-USA	2004-05
4.	78	C-USA	2002-03
5.	75	C-USA	2003-04
6.	71	WAC	2000-01
7.	66	MWC	2005-06
8.	62	WAC	1999-00
9.	60	WAC	1996-97
10.	57	MWC	2010-11

FIELD GOALS			
Rnk	No.	League	Year
1.	562	SWC	1978-79
2.	540	SWC	1975-76
3.	534	SWC	1976-77
4.	507	C-USA	2001-02
5.	487	SWC	1979-80
6.	475	SWC	1973-74
7.	472	SWC	1994-95
8.	470	SWC	1964-65
9.	468	SWC	1963-64
	468	SWC	1960-61

REBOUNDS			
Rnk	No.	League	Year
1.	742	SWC	1976-77
2.	735	C-USA	2001-02
3.	714	SWC	1975-76
4.	710	SWC	1963-64
5.	694	SWC	1973-74
6.	686	WAC	1996-97
	686	SWC	1972-73
8.	681	SWC	1960-61
9.	675	SWC	1978-79
10.	667	SWC	1962-63

ASSISTS			
Rnk	No.	League	Year
1.	320	C-USA	2001-02
2.	285	C-USA	2002-03
	285	SWC	1979-80
4.	284	WAC	2000-01
5.	275	SWC	1994-95
6.	269	WAC	1996-97
7.	265	MWC	2005-06
8.	258	SWC	1995-96
9.	257	WAC	1999-00
10.	251	MWC	2009-10

BLOCKED SHOTS PER GAME			
Rnk	No.	League	Year
1.	5.8	MWC	2006-07
2.	5.6	C-USA	2001-02
3.	5.4	C-USA	2004-05
4.	4.9	C-USA	2002-03
5.	4.7	C-USA	2003-04
6.	4.4	WAC	2000-01
	4.4	WAC	1999-00
8.	4.1	MWC	2005-06
9.	3.9	SWC	1995-96
10.	3.8	WAC	1996-97

FIELD GOAL ATTEMPTS			
Rnk	No.	League	Year
1.	1,159	SWC	1975-76
2.	1,120	C-USA	2001-02
3.	1,097	SWC	1976-77
4.	1,077	SWC	1978-79
5.	1,048	SWC	1994-95
6.	1,041	SWC	1960-61
7.	1,032	SWC	1963-64
8.	1,013	SWC	1964-65
9.	1,006	SWC	1973-74
10.	1,000	WAC	1996-97

REBOUNDS PER GAME			
Rnk	No.	League	Year
1.	50.7	SWC	1963-64
2.	49.6	SWC	1972-73
3.	49.0	SWC	1972-73
4.	48.6	SWC	1960-61
5.	48.5	SWC	1969-70
6.	47.6	SWC	1962-63
7.	47.4	SWC	1961-62
8.	46.4	SWC	1976-77
9.	45.9	C-USA	2001-02
10.	45.4	SWC	1959-60

ASSISTS PER GAME			
Rnk	No.	League	Year
1.	20.0	C-USA	2001-02
2.	19.6	SWC	1994-95
3.	18.4	WAC	1999-00
	18.4	SWC	1995-96
5.	17.8	C-USA	2002-03
	17.8	SWC	1979-80
7.	17.6	WAC	2000-01
8.	17.3	SWC	1993-94
9.	16.8	WAC	1996-97
10.	16.6	MWC	2006-07

TURNOVERS			
Rnk	No.	League	Year
1.	300	WAC	2000-01
2.	287	WAC	1996-97
3.	269	SWC	1988-89
4.	268	WAC	1997-98
5.	263	MWC	2005-06
6.	248	MWC	2007-08
7.	247	MWC	2006-07
8.	246	C-USA	2004-05
9.	235	C-USA	2001-02
10.	232	SWC	1989-90

FIELD GOAL PCT.			
Rnk	No.	Conf.	Year
1.	.524 (487-of-929)	SWC	1979-80
2.	.522 (562-of-1,077)	SWC	1978-79
3.	.505 (384-of-761)	SWC	1992-93
4.	.499 (463-of-927)	SWC	1962-63
5.	.495 (404-of-816)	SWC	1984-85
6.	.492 (428-of-870)	SWC	1987-88
7.	.488 (462-of-947)	SWC	1972-73
8.	.488 (412-of-845)	MWC	2010-11
	.488 (412-of-845)	SWC	1980-81
10.	.487 (534-of-1,097)	SWC	1976-77

FEWEST REBOUNDS PER GAME			
Rnk	No.	League	Year
1.	30.2	SWC	1984-85
2.	30.4	SWC	1982-83
3.	30.9	SWC	1986-87
	30.9	SWC	1985-86
5.	31.4	MWC	2008-09
6.	32.6	MWC	2007-08
7.	32.8	SWC	1980-81
8.	32.9	MWC	2009-10
9.	33.8	MWC	2006-07
	33.8	SWC	1981-82

REBOUNDING MARGIN			
Rnk	No.	League	Year
1.	+9.8	SWC	1978-79
2.	+7.7	SWC	1992-93
3.	+6.7	SWC	1975-76
4.	+6.1	SWC	1993-94
	+6.1	SWC	1962-63
6.	+5.4	SWC	1973-74
7.	+5.1	SWC	1979-80
	+5.1	SWC	1955-56
9.	+4.8	MWC	2005-06
10.	+4.4	SWC	1972-73

TURNOVERS PER GAME			
Rnk	No.	League	Year
1.	19.1	WAC	1997-98
2.	18.6	WAC	2000-01
3.	17.9	WAC	1996-97
4.	16.8	SWC	1988-89
5.	16.4	MWC	2005-06
6.	16.2	SWC	1994-95
7.	16.1	SWC	1995-96
8.	15.5	MWC	2007-08
9.	15.4	MWC	2006-07
	15.4	C-USA	2004-05

OPPONENT TEAM SINGLE-GAME RECORDS

POINTS (GAME)

Rnk	No.	Opponent	Date
1.	138	at Oklahoma City	Dec. 11, 1965
2.	132	vs. Houston	Dec. 18, 1965
3.	128	vs. Tulsa	Feb. 27, 1997
4.	125	at Clemson	Nov. 25, 1977
5.	124	at Kentucky	Jan. 20, 1996
6.	119	at UCLA	Dec. 23, 1971
7.	116	at SMU	Feb. 5, 1977
	116	at Memphis State	Dec. 23, 1976
9.	114	at Houston	Feb. 12, 1977
10.	113	vs. Oklahoma City	Dec. 7, 1974

POINTS (HOME)

Rnk	No.	Opponent	Date
1.	132	vs. Houston	Dec. 18, 1965
2.	128	vs. Tulsa	Feb. 27, 1997
3.	111	vs. Baylor	Feb. 14, 1995
	111	vs. Texas	March 4, 1994
	111	vs. Oklahoma City	Dec. 11, 1971
6.	110	vs. Grambling State	Dec. 30, 1999
	110	vs. Arkansas	March 1, 1955
8.	109	vs. SMU	Feb. 19, 1963
9.	108	vs. Texas Tech	Jan. 30, 1965
10.	106	vs. Central Oklahoma	Dec. 12, 1998
	106	vs. Texas Tech	March 4, 1995

POINTS (AWAY)

Rnk	No.	Opponent	Date
1.	138	at Oklahoma City	Dec. 11, 1965
2.	125	at Clemson	Nov. 25, 1977
3.	124	at Kentucky	Jan. 20, 1996
4.	119	at UCLA	Dec. 23, 1971
5.	117	at South Florida	Jan. 5, 2002
6.	116	at Memphis State	Dec. 23, 1976
	116	at SMU	Feb. 5, 1977
8.	114	at Houston	Feb. 12, 1977
9.	113	at Oklahoma City	Dec. 7, 1974
	113	at Vanderbilt	Dec. 18, 1963

POINTS (NEUTRAL SITE)

Rnk	No.	Opponent	Date
1.	111	vs. Houston	Feb. 26, 1977
2.	110	vs. Louisville	March 6, 2000
3.	107	vs. Minnesota	Nov. 25, 2000
	107	vs. Tulsa	Feb. 6, 1995
5.	104	vs. Baylor	Feb. 24, 1979
6.	103	vs. Houston	March 16, 1968
7.	102	vs. Connecticut	Nov. 22, 1995
	102	vs. Notre Dame	March 13, 1971
9.	99	vs. Hawai'i	March 8, 2001
10.	96	vs. Florida State	March 13, 1998
	96	vs. Texas	March 10, 1994

POINTS (COMBINED TEAMS)

Rnk	No.	Opponent	Date
1.	253 (143-110)	vs. Grambling State	Dec. 30, 1999
2.	252 (114-138)	at Oklahoma City	Dec. 11, 1965
3.	240 (153-87)	vs. UT Pan American	Nov. 29, 1997
4.	239 (133-106)	vs. Central Oklahoma	Dec. 12, 1998
5.	234 (102-132)	vs. Houston	Dec. 18, 1965
6.	233 (141-92)	vs. Central Oklahoma	Dec. 9, 2000
7.	228 (115-113)	vs. Oklahoma City	Dec. 7, 1974
8.	226 (115-111)	vs. Oklahoma City	Dec. 11, 1971
9.	225 (108-117)	at South Florida	Jan. 5, 2002
	225 (134-91)	vs. North Texas	Jan. 3, 2000
	225 (120-105)	vs. Illinois-Chicago	Dec. 3, 1994

POINTS (ANY HALF)

Rnk	No.	Half	Opponent	Date
1.	68	2nd	vs. Illinois-Chicago	Dec. 3, 1994
2.	67	2nd	at Clemson	Nov. 26, 1977
3.	66	2nd	at Texas	Jan. 18, 1982
	66	2nd	vs. Oklahoma City	Dec. 11, 1971
5.	65	2nd	vs. Tulsa	Feb. 27, 1997
	65	2nd	at Texas A&M	Feb. 19, 1976
7.	64	1st	at South Florida	Jan. 5, 2002
8.	63	1st	vs. Tulsa	Feb. 27, 1997
	63	1st	at Kentucky	Jan. 20, 1996
	63	1st	at SMU	Feb. 5, 1977
	63	1st	at North Texas	Dec. 4, 1973

POINTS (FIRST HALF)

Rnk	No.	Opponent	Date
1.	64	at South Florida	Jan. 5, 2002
2.	63	vs. Tulsa	Feb. 27, 1997
3.	63	at Kentucky	Jan. 20, 1996
	63	at SMU	Feb. 5, 1977
	63	at North Texas	Dec. 4, 1973
6.	62	vs. Tulsa	Jan. 6, 1995
7.	60	at Texas	Feb. 8, 1995
	60	vs. Texas	March 5, 1994
9.	58	vs. Texas	Feb. 11, 1996
	58	vs. SMU	Jan. 25, 1995
	58	vs. Texas Tech	March 4, 1995

POINTS (SECOND HALF)

Rnk	No.	Opponent	Date
1.	68	vs. Illinois-Chicago	Dec. 3, 1994
2.	67	at Clemson	Nov. 26, 1977
3.	66	at Texas	Jan. 18, 1982
	66	vs. Oklahoma City	Dec. 11, 1971
5.	65	vs. Tulsa	Feb. 27, 1997
	65	at Texas A&M	Feb. 19, 1976
7.	61	at Kentucky	Jan. 20, 1996
	61	at Arkansas	Feb. 11, 1989
9.	60	vs. Arkansas	Jan. 20, 1979
	60	at Purdue	Dec. 9, 1972

FEWEST POINTS (GAME)

Rnk	No.	Opponent	Date
1.	26	vs. East Texas State	Dec. 1, 1983
	26	vs. SMU	Feb. 14, 1956
3.	27	vs. Texas A&M	Feb. 6, 1951
4.	30	at Rice	Jan. 8, 1952
5.	31	vs. Arkansas	Jan. 6, 1951
6.	34	vs. UC San Diego	Dec. 29, 1978
	34	vs. Texas	Feb. 12, 1951
8.	35	vs. Simon Fraser	Nov. 17, 1989
	35	vs. Texas A&M	Dec. 28, 1951
	35	vs. Hardin-Simmons	Dec. 4, 1950

FEWEST POINTS (HOME)

Rnk	No.	Opponent	Date
1.	26	vs. East Texas State	Dec. 1, 1983
2.	27	vs. Texas A&M	Feb. 6, 1951
3.	31	vs. Arkansas	Jan. 6, 1951
4.	34	vs. San Diego State	Dec. 29, 1978
	34	vs. Texas	Feb. 12, 1951
6.	35	vs. Simon Fraser	Nov. 17, 1989
	35	vs. Texas A&M	Dec. 28, 1951
	35	vs. Hardin-Simmons	Dec. 4, 1950
9.	37	vs. Colgate	Dec. 30, 2008
	37	vs. Hardin-Simmons	Dec. 14, 1951

FEWEST POINTS (AWAY)

Rnk	No.	Opponent	Date
1.	30	at Rice	Jan. 8, 1952
2.	39	at Texas A&M	Jan. 13, 1951
3.	41	at Texas A&M	Feb. 6, 1952
4.	42	at Texas A&M	March 4, 1958
	42	at Arkansas	Feb. 26, 1951
6.	43	at Texas Tech	Jan. 21, 1987
	43	at Arkansas	Jan. 21, 1978
8.	44	at SMU	Feb. 14, 1981
9.	44	at Lackland Air Force Base	Jan. 22, 1951
10.	45	at Oklahoma City	Dec. 22, 1950

FEWEST POINTS (NEUTRAL SITE)

Rnk	No.	Opponent	Date
1.	35	vs. Texas A&M	Dec. 28, 1951
2.	41	vs. Texas A&M	Dec. 29, 1953
3.	44	vs. New Mexico A&M	March 22, 1952
4.	46	vs. SMU	March 1, 1982
5.	47	vs. Baylor	March 5, 1981
	47	vs. Xavier	Dec. 30, 1980
7.	48	vs. Princeton	Dec. 28, 1993
	48	vs. Eastern Kentucky	Dec. 1, 1991
	48	vs. Arizona	Dec. 30, 1952
10.	49	vs. Rice	March 7, 1983

FEWEST POINTS (ANY HALF)

Rnk	No.	Half	Opponent	Date
1.	9	1st	vs. Rice	Jan. 28, 1987
2.	10	2nd	vs. Colgate	Dec. 30, 2008
	10	1st	vs. East Texas State	Dec. 1, 1983
4.	11	1st	vs. UC San Diego	Dec. 29, 1978
5.	14	1st	at Colorado	Dec. 3, 2008
	14	1st	vs. Texas	Jan. 19, 1987
7.	16	1st	vs. St. Gregory's (Okla.)	Nov. 29, 2008
	16	1st	vs. Campbell	Dec. 18, 1984
	16	2nd	vs. East Texas State	Dec. 1, 1983
	16	2nd	vs. Texas A&M	Jan. 3, 1981

FEWEST POINTS (FIRST HALF)

Rnk	No.	Opponent	Date
1.	9	vs. Rice	Jan. 28, 1987
2.	10	vs. East Texas State	Dec. 1, 1983
3.	11	vs. UC San Diego	Dec. 29, 1978
4.	14	at Colorado	Dec. 3, 2008
	14	vs. Texas	Jan. 19, 1987
6.	16	vs. St. Gregory's (Okla.)	Nov. 29, 1988
	16	vs. Campbell	Dec. 18, 1984
8.	17	4x; last - vs. Simon Fraser	Nov. 17, 1989

FEWEST POINTS (SECOND HALF)

Rnk	No.	Opponent	Date
1.	10	vs. Colgate	Dec. 30, 2008
2.	16	vs. East Texas State	Dec. 1, 1983
	16	vs. Texas A&M	Jan. 3, 1981
4.	17	vs. Westmont	Nov. 28, 1980
5.	18	vs. Simon Fraser	Nov. 17, 1989
	18	at Arkansas	Feb. 5, 1986
7.	19	vs. SMU	Nov. 26, 2008
	19	vs. New Mexico	Jan. 3, 2007
	19	vs. Sam Houston State	Nov. 30, 1987
	19	vs. SMU	Jan. 30, 1988
	19	vs. Texas Tech	Feb. 21, 1987

FIELD GOALS

Rnk	No.	Opponent	Date
1.	49	at South Florida	Jan. 5, 2002
	49	at Memphis State	Dec. 23, 1976
3.	47	at SMU	Jan. 12, 1976
	47	at Texas Tech	March 8, 1975
5.	46	at Baylor	Feb. 24, 1979
	46	at Clemson	Nov. 26, 1977
	46	at Houston	Feb. 12, 1977
8.	45	at SMU	Feb. 18, 1979
	45	at Texas A&M	Feb. 19, 1976
9.	43	at Arkansas	Feb. 10, 1979
	43	at Arkansas	Feb. 19, 1974

FIELD GOAL ATTEMPTS

Rnk	No.	Opponent	Date
1.	102	vs. Oklahoma City	Dec. 21, 1965
2.	100	at Memphis State	Dec. 23, 1976
3.	99	at SMU	Jan. 12, 1976
4.	97	at Houston	Feb. 12, 1977
5.	94	at Arkansas	March 5, 1964
6.	93	at SMU	Feb. 18, 1979
	93	vs. Iowa State	Dec. 9, 1975
8.	92	vs. Montana State	Jan. 7, 1996
	92	at Texas Tech	March 8, 1975
	92	at Purdue	Dec. 9, 1972

FIELD GOAL PCT.

Rnk	No.	Opponent	Date
1.	.682 (30-of-44)	at Texas Tech	Feb. 27, 1993
2.	.667 (28-of-42)	vs. Arkansas	Feb. 11, 1978
3.	.662 (43-of-65)	at Arkansas	Feb. 10, 1979
4.	.660 (31-of-47)	vs. SMU	March 11, 1988
5.	.646 (31-of-48)	vs. Texas A&M	March 6, 1987
6.	.640 (32-of-50)	vs. Texas Tech	Feb. 29, 1972
7.	.633 (31-of-49)	at Tulane	Feb. 15, 2003
8.	.630 (34-of-54)	at Tulsa	Jan. 27, 1993
9.	.628 (27-of-43)	vs. Notre Dame	Jan. 13, 1980
10.	.625 (30-of-48)	at Rice	Jan. 16, 1993

OPPONENT TEAM SINGLE-GAME RECORDS

3-POINT FIELD GOALS

Rnk	No.	Opponent	Date
1.	20	vs. Baylor	Feb. 14, 1995
2.	17	at UNLV	March 13, 2008
3.	16	vs. Fresno State	Jan. 20, 2000
4.	15	vs. UNLV	Jan. 10, 2009
	15	vs. Tulsa	Feb. 1, 2001
	15	vs. UT Arlington	Dec. 19, 1999
	15	at Kentucky	Jan. 20, 1996
	15	at Texas	Feb. 8, 1995
9.	14	5x; last - at Utah	Jan. 26, 2008

3-POINT FIELD GOAL ATTEMPTS

Rnk	No.	Opponent	Date
1.	40	at Louisville	Jan. 12, 2002
2.	35	at Southwest Missouri State	Jan. 8, 2000
3.	34	vs. UNLV	Jan. 10, 2009
	34	vs. Air Force	Feb. 24, 2007
	34	vs. Central Oklahoma	Dec. 12, 1998
	34	at Texas	Feb. 8, 1995
	34	vs. Baylor	Jan. 15, 1994
8.	33	5x; last - vs. Siena	Nov. 24, 2000

3-POINT FIELD GOAL PCT. (MIN. 10)

Rnk	No.	Opponent	Date
1.	.778 (7-of-9)	vs. New Mexico	Jan. 24, 2009
2.	.647 (11-of-17)	vs. UNLV	Feb. 9, 2011
3.	.583 (7-of-12)	vs. BYU	Feb. 14, 2009
4.	.579 (11-of-19)	at Air Force	March 5, 2008
5.	.565 (13-of-23)	vs. North Texas	Dec. 3, 1986
6.	.560 (14-of-25)	at BYU	Jan. 10, 2007
7.	.556 (5-of-9)	at Louisiana Tech	Dec. 22, 2008
	.556 (10-of-18)	vs. Hawai'i	Feb. 22, 2001
	.556 (15-of-27)	vs. Kentucky	Jan. 20, 1996
	.556 (10-of-18)	vs. SMU	Feb. 21, 1995

FREE THROWS

Rnk	No.	Opponent	Date
1.	42	vs. Lamar Tech	Jan. 2, 1971
2.	38	vs. Minnesota	Nov. 25, 2000
3.	36	at SMU	Jan. 27, 1996
	36	vs. Texas	March 11, 1989
	36	at SMU	Feb. 5, 1977
6.	35	vs. Oklahoma City	Dec. 7, 1974
7.	34	at Colorado State	Feb. 22, 2006
	34	vs. Ohio	Nov. 24, 1995
	34	at Texas	Feb. 11, 1990
10.	33	at Kentucky	Jan. 20, 1996
	33	at Clemson	Nov. 26, 1977

FREE THROW ATTEMPTS

Rnk	No.	Opponent	Date
1.	62	vs. Louisiana Tech	Dec. 23, 1993
2.	57	vs. Lamar Tech	Jan. 2, 1971
3.	54	at SMU	Jan. 27, 1996
4.	49	vs. Minnesota	Nov. 25, 2000
5.	48	vs. Texas	March 11, 1989
	48	vs. Ohio	Nov. 26, 1977
7.	47	at SMU	Feb. 5, 1977
	47	vs. Oklahoma City	Dec. 7, 1974
9.	43	vs. Ohio	Nov. 24, 1995
	43	vs. Houston	Feb. 26, 1977

FREE THROW PCT. (MIN. 15)

Rnk	No.	Opponent	Date
1.	.958 (23-of-24)	at Texas Tech	Dec. 8, 2010
	.938 (15-of-16)	at Arkansas	Feb. 14, 1959
2.	.931 (27-of-29)	vs. Maryland	Nov. 25, 1988
3.	.926 (25-of-27)	vs. Texas	Feb. 10, 1977
4.	.923 (24-of-26)	at Texas Tech	Jan. 6, 2009
5.	.919 (34-of-37)	at Texas	Feb. 11, 1990
6.	.917 (22-of-24)	vs. No. Carolina A&T	Dec. 4, 1993
7.	.913 (21-of-23)	vs. Drake	Nov. 26, 2005
	.913 (21-of-23)	at Texas	Jan. 18, 1982
	.913 (21-of-23)	at Rice	Feb. 9, 1971
10.	.905 (19-of-21)	vs. Tulsa	Feb. 27, 1999

REBOUNDS

Rnk	No.	Opponent	Date
1.	74	at Houston	Feb. 12, 1977
2.	70	vs. Texas A&M	Jan. 19, 1974
3.	67	at Hardin-Simmons	Feb. 22, 1977
	67	at Memphis State	Dec. 23, 1976
5.	66	at Purdue	Dec. 9, 1972
6.	65	at Texas A&M	Feb. 3, 1973
7.	64	at SMU	Jan. 12, 1976
	64	vs. Oklahoma City	Dec. 8, 1973
9.	63	at SMU	Jan. 23, 1973
10.	61	at SMU	Feb. 18, 1978
	61	vs. Lamar Tech	Dec. 15, 1973

ASSISTS

Rnk	No.	Opponent	Date
1.	34	at South Florida	Jan. 5, 2002
	34	at Texas A&M	Feb. 26, 1996
3.	32	at Texas A&M	Feb. 19, 1976
4.	31	at Texas A&M	Feb. 23, 1982
	31	at Texas	Jan. 29, 1977
	31	at Houston	Feb. 10, 1976
7.	30	at Hawai'i	Feb. 22, 2001
	30	vs. Central Oklahoma	Dec. 12, 1998
	30	at Texas Tech	Feb. 4, 1995
10.	29	at Kentucky	Jan. 20, 1996
	29	at Texas A&M	Feb. 20, 1993

STEALS

Rnk	No.	Opponent	Date
1.	22	vs. Texas	March 10, 1994
2.	20	vs. Air Force	Jan. 21, 1999
3.	19	at Texas	Feb. 8, 1995
	19	at Texas A&M	Feb. 19, 1975
5.	18	vs. Eastern Michigan	Dec. 21, 1999
	18	at Providence	Nov. 10, 1998
	18	at Houston	Jan. 12, 1994
	18	at Clemson	Nov. 25, 1977
	18	at Houston	Feb. 12, 1977
10.	17	at Oklahoma City	Dec. 1, 1975

BLOCKED SHOTS

Rnk	No.	Opponent	Date
1.	19	at UNLV	Feb. 7, 2007
2.	14	vs. Clemson	Nov. 15, 2008
3.	11	vs. Colorado State	Jan. 17, 2007
	11	vs. Wyoming	Jan. 7, 2006
	11	vs. Jackson State	Nov. 22, 2005
	11	at Houston	Feb. 19, 2005
	11	vs. Louisiana-Monroe	Nov. 27, 1999
	11	vs. Oklahoma City	Dec. 7, 1974
9.	10	6x; last vs. Cincinnati	Feb. 26, 2005

TURNOVERS

Rnk	No.	Opponent	Date
1.	51	vs. Delaware State	Dec. 3, 1997
2.	41	vs. Arkansas-Pine Bluff	Dec. 30, 2000
3.	37	vs. Alabama State	Nov. 20, 2000
4.	36	vs. Air Force	Jan. 21, 1999
	36	vs. Simon Fraser	Nov. 17, 1989
6.	32	vs. Central Oklahoma	Dec. 9, 2000
	32	vs. North Texas	Dec. 1, 1998
	32	vs. College of Santa Fe	Nov. 27, 1978
	32	vs. Houston Baptist	Jan. 2, 1975
	32	vs. Oklahoma City	Dec. 7, 1974

PERSONAL FOULS

Rnk	No.	Opponent	Date
1.	41	vs. Eastern Michigan	Dec. 21, 1999
2.	39	vs. Louisiana Tech	Dec. 23, 1993
3.	36	vs. Delaware State	Dec. 3, 1997
	36	at Arkansas	Jan. 17, 1976
5.	35	vs. Grambling State	Jan. 24, 2001
	35	vs. Siena	Nov. 24, 2000
	35	vs. St. Edward's (Texas)	Nov. 24, 1984
8.	34	vs. UAB	Feb. 18, 2003
	34	vs. Houston	Feb. 18, 1989
10.	33	vs. UT Arlington	Nov. 18, 2006
	33	vs. Illinois-Chicago	Dec. 3, 1994



ALL-TIME YEAR-BY-YEAR RECORDS

Year	Coach	Overall			Conference		
		W	L	.Pct	W	L	.Pct
1908-09	J.R. Langley	2	3	.400	-	-	-
Langley's Career Record (1 season)		2	3	.400	-	-	-
1909-10	Oscar Wise	1	4	.200	-	-	-
Wise's Career Record (1 season)		1	4	.200	-	-	-
1913-14	Unknown	2	9	.182	-	-	-
1914-15	Frederick Cahoon	11	12	.478	-	-	-
Cahoon's Career Record (1 season)		11	12	.478	-	-	-
1915-16	E.Y. Freeland	1	3	.250	-	-	-
Freeland's Career Record (1 season)		1	3	.250	-	-	-
1916-17	Unknown	2	6	.250	-	-	-
1917-18	Unknown	4	4	.500	-	-	-
1918-19	Unknown	4	6	.400	-	-	-
1919-20	T.D. Hackney	1	7	.125	-	-	-
Hackney's Career Record (1 season)		1	7	.125	-	-	-
1920-21	W.L. Diver	0	3	.000	-	-	-
1921-22	W.L. Diver	8	4	.667	-	-	-
Diver's Career Record (2 seasons)		8	7	.533	-	-	-
1922-23	John McKnight	3	13	.231	-	-	-
McKnight's Career Record (1 season)		3	13	.231	-	-	-
1923-24	Matty Bell	16	4	.800	15	4	.789
1924-25	Matty Bell	14	5	.737	11	3	.786
1925-26	Matty Bell	13	9	.591	7	5	.583
1926-27	Matty Bell	9	8	.529	6	4	.600
1927-28	Matty Bell	9	8	.529	5	7	.417
1928-29	Matty Bell	10	7	.589	5	7	.417
Bell's Career Record (6 seasons)		71	41	.623	49	30	.620
1929-30	Francis Schmidt	7	10	.412	4	8	.333
1930-31	Francis Schmidt	18	4	.818	9	3	.750
1931-32	Francis Schmidt	18	4	.818	9	3	.750
1932-33	Francis Schmidt	16	4	.800	9	3	.833
1933-34	Francis Schmidt	13	2	.867	10	2	.833
Schmidt's Career Record (5 seasons)		72	24	.750	41	19	.683
1934-35	Dutch Meyer	6	13	.316	2	10	.167
1935-36	Dutch Meyer	3	11	.214	2	10	.167
1936-37	Dutch Meyer	1	13	.071	1	11	.083
Meyer's Career Record (3 seasons)		10	37	.213	5	31	.139
1937-38	Mike Brumbelow	8	15	.348	1	11	.083
1938-39	Mike Brumbelow	2	17	.105	0	12	.000
1939-40	Mike Brumbelow	7	16	.304	1	11	.083
1940-41	Mike Brumbelow	5	16	.238	0	12	.000
Brumbelow's Career Record (4 seasons)		22	64	.256	2	46	.042
1941-42	Hub McQuillan	13	10	.565	6	6	.500
1942-43	Hub McQuillan	18	9	.667	5	7	.417
1943-44	Hub McQuillan	9	12	.429	6	6	.500
1944-45	Hub McQuillan	9	20	.310	7	5	.583
1945-46	Hub McQuillan	13	11	.542	6	6	.500
1946-47	Hub McQuillan	1	22	.043	1	11	.083
1947-48	Hub McQuillan	3	20	.130	1	11	.083
McQuillan's Career Record (7 seasons)		66	104	.388	32	52	.381
1948-49	Buster Brannon	4	20	.167	1	11	.083
1949-50	Buster Brannon	13	11	.542	5	7	.417
1950-51	Buster Brannon	16	9	.640	8	4	.667
1951-52	Buster Brannon	24	4	.857	11	1	.917
1952-53	Buster Brannon	16	8	.667	9	3	.750
1953-54	Buster Brannon	10	14	.417	5	7	.417
1954-55	Buster Brannon	17	7	.708	8	4	.667
1955-56	Buster Brannon	4	20	.167	2	10	.167

Year	Coach	Overall			Conference		
		W	L	.Pct	W	L	.Pct
1956-57	Buster Brannon	14	10	.583	6	6	.500
1957-58	Buster Brannon	17	7	.708	8	6	.571
1958-59	Buster Brannon	20	6	.769	12	2	.857
1959-60	Buster Brannon	7	17	.292	4	10	.286
1960-61	Buster Brannon	5	19	.208	3	11	.214
1961-62	Buster Brannon	5	19	.208	4	10	.286
1962-63	Buster Brannon	4	20	.167	1	13	.071
1963-64	Buster Brannon	4	20	.167	0	14	.000
1964-65	Buster Brannon	6	18	.250	3	11	.214
1965-66	Buster Brannon	8	16	.333	6	8	.429
1966-67	Buster Brannon	11	14	.440	8	6	.517
Brannon's Career Record (19 seasons)		205	259	.442	104	144	.419
1967-68	Johnny Swaim	15	11	.577	9	5	.643
1968-69	Johnny Swaim	12	12	.500	5	9	.357
1969-70	Johnny Swaim	10	14	.417	8	6	.571
1970-71	Johnny Swaim	15	12	.556	11	3	.786
1971-72	Johnny Swaim	15	9	.625	9	5	.643
1972-73	Johnny Swaim	4	21	.160	2	12	.143
1973-74	Johnny Swaim	8	17	.320	2	12	.143
1974-75	Johnny Swaim	9	16	.360	4	10	.286
1975-76	Johnny Swaim	11	16	.407	6	10	.375
1976-77	Johnny Swaim	3	23	.115	0	16	.000
Swaim's Career Record (10 seasons)		102	151	.403	56	88	.389
1977-78	Tim Somerville	4	22	.154	2	14	.125
1978-79	Tim Somerville	6	21	.222	1	15	.063
Somerville's Career Record (2 seasons)		10	43	.189	3	29	.094
1979-80	Jim Killingsworth	7	19	.269	2	14	.125
1980-81	Jim Killingsworth	11	18	.379	6	10	.375
1981-82	Jim Killingsworth	16	13	.552	9	7	.563
1982-83	Jim Killingsworth	23	11	.676	9	7	.563
1983-84	Jim Killingsworth	11	17	.393	4	12	.250
1984-85	Jim Killingsworth	16	12	.571	8	8	.500
1985-86	Jim Killingsworth	22	9	.710	12	4	.750
1986-87	Jim Killingsworth	24	7	.774	14	2	.875
Killingsworth's Career Record (8 seasons)		130	106	.551	64	64	.500
1987-88	Moe Iba	9	19	.321	3	13	.188
1988-89	Moe Iba	17	13	.567	9	7	.563
1989-90	Moe Iba	16	13	.552	9	7	.563
1990-91	Moe Iba	18	10	.643	9	7	.563
1991-92	Moe Iba	23	11	.676	9	5	.643
1992-93	Moe Iba	6	22	.214	2	12	.143
1993-94	Moe Iba	7	20	.259	3	11	.213
Iba's Career Record (7 seasons)		96	108	.471	44	62	.415
1994-95	Billy Tubbs	16	11	.593	8	6	.571
1995-96	Billy Tubbs	16	14	.533	6	8	.429
1996-97	Billy Tubbs	22	13	.629	7	9	.438
1997-98	Billy Tubbs	27	6	.818	14	0	1.000
1998-99	Billy Tubbs	21	11	.656	7	7	.500
1999-00	Billy Tubbs	18	14	.563	8	6	.571
2000-01	Billy Tubbs	20	11	.645	9	7	.563
2001-02	Billy Tubbs	16	15	.516	6	10	.375
Tubbs' Career Record (8 seasons)		156	95	.621	65	53	.551
2002-03	Neil Dougherty	9	19	.321	3	13	.188
2003-04	Neil Dougherty	12	17	.414	7	9	.438
2004-05	Neil Dougherty	21	14	.600	8	8	.500
2005-06	Neil Dougherty	6	25	.194	2	12	.143
2006-07	Neil Dougherty	13	17	.433	4	12	.250
2007-08	Neil Dougherty	14	16	.467	6	10	.375
Dougherty's Career Record (6 seasons)		75	108	.410	30	64	.319
2008-09	Jim Christian	14	17	.454	5	11	.455
2009-10	Jim Christian	13	19	.406	5	11	.455
2010-11	Jim Christian	11	22	.333	1	15	.067
Christian's Career Record (3 seasons)		38	58	.396	11	22	.297
100 Total Seasons		1,092	1,272	.462	506	704	.418

ALL-TIME HOME RECORDS / ATTENDANCE

TCU ALL-TIME AT HOME

Arena	Record	Pct.
Daniel-Meyer Coliseum (1961-Present)	426-256	.625
Public Schools Gymnasium (1953-61)	55-25	.688
TCU Field House (1925-53)	145-99	.594
First Baptist Church (1921-25)	20-16	.556
TCU Gymnasium (1918-21)	21-10	.677
Will Rogers Coliseum (Various)	23-21	.523
Ft. Worth Convention Center (1969, 1970, 2000, 2001)	4-3	.571
Overall Totals	694-430	.617

YEAR-BY-YEAR RECORDS AT DANIEL-MEYER COLISEUM

Year	Won	Lost	Pct.
1961-62	3	7	.300
1962-63	0	10	.000
1963-64	3	8	.273
1964-65	4	8	.333
1965-66	5	5	.500
1966-67	9	2	.818
1967-68	10	2	.833
1968-69	7	4	.636
1969-70	8	3	.727
1970-71	9	4	.692
1971-72	9	1	.900
1972-73	4	8	.333
1973-74	8	6	.571
1974-75	8	5	.615
1975-76	8	5	.615
1976-77	2	9	.182
1977-78	4	8	.333
1978-79	6	10	.375
1979-80	5	8	.385
1980-81	5	7	.417
1981-82	10	2	.833
1982-83	12	3	.800
1983-84	8	7	.533
1984-85	10	4	.714
1985-86	14	0	1.000
1986-87	10	1	.909
1987-88	5	6	.455
1988-89	11	4	.733
1989-90	11	3	.786
1990-91	12	2	.857
1991-92	11	2	.846
1992-93	4	7	.364
1993-94	3	9	.250
1994-95	10	2	.833
1995-96	12	3	.800
1996-97	14	3	.824
1997-98	16	1	.941
1998-99	14	4	.778
1999-00	12	5	.706
2000-01	15	1	.938
2001-02	10	6	.625
2002-03	7	7	.500
2003-04	8	9	.471
2004-05	14	3	.824
2005-06	6	10	.375
2006-07	10	7	.588
2007-08	13	4	.765
2008-09	10	5	.667
2009-10	9	8	.529
2010-11	8	8	.500
Totals	426	256	.625

YEAR-BY-YEAR ATTENDANCE AT DANIEL-MEYER COLISEUM

Year	Games	Average	Total
1961-62	10	3,039	30,394
1962-63	10	2,367	23,669
1963-64	11	2,501	27,509
1964-65	12	2,360	28,322
1965-66	10	3,224	32,236
1966-67	11	2,728	30,013
1967-68	12	2,680	32,164
1968-69	11	2,726	29,984
1969-70	11	3,768	41,443
1970-71	13	3,644	47,374
1971-72	10	4,797	47,969
1972-73	12	2,436	29,226
1973-74	14	2,174	30,442
1974-75	13	2,986	38,816
1975-76	13	2,913	37,872
1976-77	11	2,525	27,778
1977-78	12	2,491	29,888
1978-79	16	2,493	39,888
1979-80	13	3,264	42,426
1980-81	12	3,347	40,169
1981-82	12	4,727	56,727
1982-83	15	4,508	67,620
1983-84	15	3,577	53,657
1984-85	14	3,827	53,579
1985-86	14	4,425	61,954
1986-87	11	6,341	69,747
1987-88	11	3,519	38,711
1988-89	15	3,580	53,696
1989-90	14	3,748	52,478
1990-91	14	3,874	54,239
1991-92	13	5,080	66,040
1992-93	11	3,155	34,700
1993-94	12	2,955	35,456
1994-95	12	4,988	59,851
1995-96	15	4,368	65,520
1996-97	17	4,826	82,038
1997-98	17	5,921	100,660
1998-99	18	5,939	106,912
1999-00	17	4,964	84,395
2000-01	16	4,354	69,673
2001-02	16	3,899	62,391
2002-03	14	4,835	67,692
2003-04	17	4,623	78,599
2004-05	17	4,344	73,849
2005-06	16	3,797	60,752
2006-07	17	3,732	63,448
2007-08	17	3,529	60,000
2008-09	15	3,612	54,176
2009-10	17	3,686	62,656
2010-11	16	4,284	68,558
Totals/Avg.	682	3,823	2,607,356

ALL-TIME ATTENDANCE RECORDS

DANIEL-MEYER COLISEUM (ALL GAMES)

Rank	Att.	Date	Opponent	W/L	Score
1.	7,267	Dec. 1, 2003	Kansas	L	66-85
2.	7,260	Jan. 12, 1983	Houston	L	51-54
3.	7,258	Feb. 19, 2011	BYU	L	56-79
4.	7,232	Feb. 19, 1972	Texas A&M	L	67-75
	7,232	Feb. 15, 1972	SMU	W	93-84
	7,232	Feb. 6, 1971	Baylor	W	102-87
	7,232	Jan. 31, 1970	Baylor	W	90-71
	7,223	Feb. 22, 1986	Texas	W	55-54
9.	7,218	Nov. 23, 2004	Texas Tech	W	83-68
10.	7,216	Jan. 31, 1987	Arkansas	W	73-66
11.	7,201	Dec. 3, 2002	Texas Tech	L	66-84
	7,201	Jan. 29, 2000	SMU	W	92-75
13.	7,200	Feb. 12, 1986	Texas A&M	W	70-53
14.	7,166	Mar. 15, 1999	Nebraska (NIT)	W	101-89
	7,166	Feb. 27, 1999	Tulsa	L	73-82
	7,166	Feb. 6, 1999	SMU	L	92-94
	7,166	Jan. 23, 1999	UNLV	L	88-95 (OT)
	7,166	Feb. 21, 1998	New Mexico	W	95-64
	7,166	Feb. 16, 1998	SMU	W	79-70
	7,166	Dec. 30, 1997	Oklahoma State	L	81-82
	7,166	Feb. 8, 1997	New Mexico	W	80-59
	7,166	Jan. 18, 1997	Utah	L	77-81
	7,166	Jan. 10, 1995	Texas	W	102-98
	7,166	Feb. 1, 1992	Houston	W	67-54
	7,166	Jan. 18, 1992	Texas	W	80-76
	7,166	Jan. 15, 1991	Arkansas	L	73-93
	7,166	Jan. 25, 1989	Texas	L	84-94
	7,166	Feb. 25, 1987	Houston	L	65-84
	7,166	Feb. 21, 1987	Texas Tech	W	52-44
	7,166	Jan. 7, 1987	Baylor	W	71-56
	7,166	Jan. 14, 1984	Arkansas	L	62-70
	7,166	Feb. 27, 1982	Baylor	W	70-54
	7,166	Feb. 10, 1982	Texas	W	81-69
	7,166	Feb. 5, 1982	Texas A&M	L	74-83
	7,166	Feb. 7, 1981	Arkansas	L	48-63
	7,166	Jan. 31, 1976	Texas A&M	L	64-66

DANIEL-MEYER COLISEUM (SOUTHWEST CONFERENCE)

Rank	Att.	Date	Opponent	W/L	Score
1.	7,260	Jan. 12, 1983	Houston	L	51-54
2.	7,232	Feb. 19, 1972	Texas A&M	L	67-75
	7,232	Feb. 15, 1972	SMU	W	93-84
	7,232	Feb. 6, 1971	Baylor	W	102-87
	7,232	Jan. 31, 1970	Baylor	W	90-71
6.	7,223	Feb. 22, 1986	Texas	W	55-54
7.	7,216	Jan. 31, 1987	Arkansas	W	73-66
8.	7,200	Feb. 12, 1986	Texas A&M	W	70-53
9.	7,166	Jan. 10, 1995	13x; last - Texas	W	102-98

DANIEL-MEYER COLISEUM (WESTERN ATHLETIC CONFERENCE)

Rank	Att.	Date	Opponent	W/L	Score
1.	7,201	Jan. 29, 2000	SMU	W	92-75
2.	7,166	Feb. 27, 1999	Tulsa	L	73-82
	7,166	Feb. 6, 1999	SMU	L	92-94
	7,166	Jan. 23, 1999	UNLV	L	88-95 (OT)
	7,166	Feb. 21, 1998	New Mexico	W	95-64
	7,166	Feb. 16, 1998	SMU	W	79-70
	7,166	Feb. 8, 1997	New Mexico	W	80-59
	7,166	Jan. 18, 1997	Utah	L	77-81

DANIEL-MEYER COLISEUM (CONFERENCE USA)

Rank	Att.	Date	Opponent	W/L	Score
1.	6,113	Jan. 31, 2004	Memphis	L	69-75
2.	6,089	Jan. 11, 2003	Cincinnati	L	72-83
3.	6,041	Feb. 8, 2003	Memphis	L	69-84
4.	6,028	Feb. 17, 2004	Louisville	W	71-46
5.	5,789	Jan. 29, 2005	Memphis	L	57-72
6.	5,782	Jan. 9, 2002	Memphis	L	93-98
7.	5,642	Feb. 26, 2005	Cincinnati	L	74-89
8.	5,504	Feb. 22, 2003	Marquette	L	68-79
9.	5,479	Feb. 28, 2004	Houston	W	71-65
10.	5,459	Feb. 12, 2005	UAB	W	76-65

DANIEL-MEYER COLISEUM (MOUNTAIN WEST CONFERENCE)

Rank	Att.	Date	Opponent	W/L	Score
1.	7,258	Feb. 19, 2011	BYU	L	56-79
2.	6,469	Mar. 6, 2010	BYU	L	77-107
3.	6,032	Feb. 26, 2011	New Mexico	L	70-80
4.	5,777	Mar. 8, 2008	BYU	L	54-67
5.	5,646	Feb. 25, 2006	BYU	L	72-81
6.	5,590	Jan. 24, 2009	New Mexico	L	52-69
7.	4,969	Jan. 29, 2011	Air Force	L	65-66 (ot)
8.	4,887	Feb. 27, 2010	Colorado State	W	73-67
9.	4,827	Jan. 30, 2010	New Mexico	L	57-73
10.	4,824	Feb. 10, 2007	BYU	L	72-85

ALL GAMES

Rank	Att.	Date	Opponent	W/L	Score
1.	27,386	Dec. 5, 1987	at Syracuse	L	58-87
2.	26,495	Dec. 4, 1987	vs. Fordham	W	61-59
3.	25,267	Dec. 14, 1991	at Syracuse	L	72-89
4.	24,189	Jan. 20, 1996	at Kentucky	L	80-124
5.	22,312	Dec. 2, 1976	at Kentucky	L	53-103
6.	21,229	Dec. 3, 2005	at Syracuse	L	64-80
7.	19,797	Jan. 12, 2002	at Louisville	L	85-93
8.	19,583	Jan. 8, 2005	at Louisville	L	61-86
9.	19,322	Jan. 18, 2003	at Louisville	L	74-87
10.	17,839	Feb. 2, 2002	at Memphis	L	72-98
11.	17,543	Mar. 5, 1982	at Arkansas	L	70-80
	17,543	Mar. 4, 1982	at Texas Tech	W	67-61
13.	17,322	Jan. 5, 1998	at New Mexico	L	77-98
14.	17,200	Dec. 28, 1985	vs. Ball State	W	81-64
15.	17,057	Mar. 11, 1983	at Arkansas	W	61-59
16.	17,000	Mar. 14, 1959	vs. DePaul	W	71-65
17.	16,910	Jan. 9, 1997	at New Mexico	L	64-79
18.	16,831	Dec. 28, 1993	vs. Princeton	L	43-48
19.	16,713	Mar. 8, 1991	vs. Rice	L	57-76
	16,713	Mar. 9, 1990	at Baylor	L	62-72
21.	16,577	Mar. 3, 2004	at Memphis	L	56-83
22.	16,385	Feb. 16, 2008	at New Mexico	L	48-64
23.	16,331	Feb. 19, 1992	at Texas	L	77-99
24.	16,300	Dec. 9, 2004	at Kansas	L	74-93
25.	16,240	Mar. 1, 1989	vs. Texas	L	89-93
26.	16,230	Feb. 27, 1985	at UAB	L	62-69
27.	16,179	Feb. 26, 2003	at Memphis	L	64-88
28.	16,170	Jan. 18, 2011	at BYU	L	67-83
29.	16,059	Dec. 27, 1993	vs. Indiana	L	65-81
30.	16,042	Feb. 6, 2008	at BYU	L	72-83
31.	15,970	Dec. 6, 1980	at Illinois	L	55-87
32.	15,775	Jan. 26, 1991	at Texas	L	49-90
33.	15,696	Feb. 8, 1995	at Texas	L	99-111
34.	15,368	Feb. 22, 1997	at UNLV	L	72-82
35.	15,424	Feb. 3, 2004	at Marquette	W	85-79
36.	15,224	Dec. 29, 1980	at New Mexico	L	69-76
37.	15,000	Mar. 13, 1959	vs. Cincinnati	L	73-77
38.	14,999	Feb. 15, 1997	at Utah	L	91-94
39.	14,777	Feb. 24, 2009	at New Mexico	L	62-76
40.	14,753	Mar. 24, 1983	at Nebraska	L	57-67
41.	14,697	Mar. 10, 2011	vs. BYU	L	58-64
42.	14,586	Mar. 3, 2010	at New Mexico	L	66-73
43.	14,411	Jan. 26, 2011	at New Mexico	L	46-71
44.	13,892	Jan. 1, 1945	vs. Long Island	L	31-56
45.	13,811	Dec. 1, 2001	at Texas Tech	L	86-99
46.	13,660	Feb. 22, 1999	at UNLV	W	76-72
47.	13,497	Dec. 15, 1962	at Ohio State	L	62-74
48.	13,460	Feb. 25, 1989	at Texas	L	82-107
49.	13,349	Mar. 13, 1998	vs. Florida State	L	87-96
50.	13,292	Jan. 18, 1982	at Texas	L	89-105

YEAR-BY-YEAR RESULTS

1908-09 (2-3)

Head Coach: J.R. Langley

Date	W/L	Score	Opponent
L	6-37		at Baylor 1st Team
L	-		at Baylor 2nd Team
L	9-39		at Baylor 1st Team
W	27-4		at Waco YMCA
W	25-22		at Waco YMCA

1909-10 (1-4)

Head Coach: Oscar Wise

Date	W/L	Score	Opponent
L	22-35		at Baylor
L	25-82		at Baylor
L	6-58		at Waco YMCA
W	23-19		at Waco YMCA
L	14-66		at Baylor

1913-14 (2-9)

Head Coach: Unknown

Date	W/L	Score	Opponent
L	16-41		at North Texas
W	28-21		Polytechnic
L	9-29		North Side High
L	11-37		North Texas
L	10-19		Bryant Technical School
L	10-27		Bryant Technical School
L	18-70		Fort Worth YMCA
L	12-41		North Side High
L	11-22		Bryant Technical School
W	18-2		at Thorp Springs
L	8-42		at North Texas

1914-15 (11-12)

Head Coach: Frederick Cahoon

Date	W/L	Score	Opponent
W	67-17		Poly High
W	37-19		North Side High
L	27-35		Cleburne YMCA
W	26-16		Fort Worth YMCA
L	14-21		at Baylor
L	12-21		at North Texas
W	26-6		North Texas
L	18-29		at Terrell Technical School
W	22-10		Terrell Technical School
L	36-38		Arlington Training School
W	20-18		at Southwestern
L	27-53		at Texas
W	28-14		Baylor
W	22-16		Bryant Technical School
W	28-20		at Texas A&M
L	25-39		Texas
L	25-27		at Stanford
L	24-27		at Stanford
L	15-37		Hardin-Simmons
L	26-30		at Hardin-Simmons
W	16-2		at Abilene Christian
W	21-10		Bryant Technical School
L	12-22		Texas

1915-16 (1-3)

Head Coach: E.Y. Freeland

Date	W/L	Score	Opponent
W	21-20		at North Texas
L	20-51		Texas
L	22-25		at Southwestern
L	11-40		at Texas

1916-17 (2-6)

Head Coach: Unknown

Date	W/L	Score	Opponent
W	33-18		at Decatur Baptist
L	16-33		at Decatur Baptist
L	14-34		at Decatur Baptist
W	28-26		at North Texas
L	23-28		Texas
L	21-48		at Texas
L	18-29		Texas A&M
L	18-42		at Texas A&M

1917-18 (4-4)

Head Coach: Unknown

Date	W/L	Score	Opponent
W	32-20		First Baptist
W	36-26		First Baptist
L	23-27		Hardin-Simmons
L	22-48		Oklahoma A&M
W	36-30		Baylor
W	25-23		at Hardin-Simmons
L	23-38		Texas
L	21-48		at Texas

1918-19 (4-6)

Head Coach: Unknown

Date	W/L	Score	Opponent
W	54-30		Baylor
L	23-24		Texas A&M
L	12-24		Texas A&M
L	32-35		at Oklahoma A&M
L	19-30		at SMU
W	36-32		SMU
W	25-17		Rice
W	23-18		Rice
L	17-37		at Texas
L	25-40		Texas

1919-20 (1-7)

Head Coach: T.D. Hackney

Date	W/L	Score	Opponent
L	22-25		Hardin-Simmons
L	28-34		Hardin-Simmons
W	37-33		Austin College
L	29-31		Tulsa
L	20-50		at Rice
L	16-35		at Hardin-Simmons
L	18-29		at Texas
L	21-28		Texas

1920-21 (0-3)

Head Coach: W.L. Driver

Date	W/L	Score	Opponent
L	20-21		at SMU
L	18-19		at SMU
L	22-39		Tulsa

1921-22 (8-4)

Head Coach: W.L. Driver

Date	W/L	Score	Opponent
W	55-21		University of Dallas
W	36-6		Trinity
W	34-19		Trinity
W	31-30		Hardin-Simmons
L	15-17		Hardin-Simmons
W	31-26		Howard Payne
W	39-11		Howard Payne
W	37-17		Austin College
L	17-28		at SMU
L	14-23		at SMU
W	15-11		SMU
L	16-24		SMU

1922-23 (3-13)

Head Coach: John McKnight

Date	W/L	Score	Opponent
Jan. 11	L	10-26	North Texas
Jan. 12	L	18-23	North Texas
Jan. 19	W	47-13	Trinity
Jan. 29	L	20-37	SMU
Jan. 30	L	14-21	SMU
Jan. 31	W	23-9	at Austin College
Feb. 1	L	15-21	Austin College
Feb. 3	W	29-16	at Trinity
Feb. 5	L	14-37	at North Texas
Feb. 6	L	20-27	at North Texas
Feb. 16	L	16-27	Simmons College
Feb. 17	L	14-21	Simmons College
Feb. 21	L	21-23	at Austin College
Feb. 22	L	21-36	at Austin College
Mar. 5	L	19-30	at SMU
Mar. 6	L	18-20	at SMU

1923-24 (16-4; 15-4 SWC, 2ND)

Head Coach: Matty Bell

Date	W/L	Score	Opponent
	W	31-18	First Christian Church
	W	18-13	*at Rice
	W	16-9	*at Rice
Jan. 11	L	26-27 (OT)	*at Texas A&M
	W	15-14	*at Texas A&M
	W	29-12	*SMU
	W	16-11	*SMU
	L	19-26	*Oklahoma State
	L	15-22	*Oklahoma State
	W	31-30	*at Arkansas
	W	23-21	*at Arkansas
	W	33-19	*Baylor
	W	29-21	*Baylor
	W	19-17	*at SMU
	W	27-13	*at SMU
	W	42-13	*at Baylor
	W	32-17	*at Baylor
Feb. 29	W	31-30 (OT)	*Rice
Mar. 1	W	35-34 (OT)	*Rice
	L	16-22	*Texas A&M

1924-25 (14-5; 11-3 SWC, 2ND)

Head Coach: Matty Bell

Date	W/L	Score	Opponent
W	35-32		Sunday School All-Stars
L	13-15		Dallas Lumber
L	13-24		at Dallas Lumber
W	28-19		Major City All-Stars
W	25-18		Boethian Temple
W	31-12		*Texas
L	13-14		*at Texas
W	22-13		*at Texas A&M
W	20-17		*Texas A&M
W	29-18		*Baylor
W	32-17		*at Baylor
W	29-21		*at Rice
W	26-12		*at Rice
W	28-20		*SMU
W	43-20		*at SMU
W	37-16		*at Oklahoma State
L	13-34		*at Oklahoma State
W	28-26		*Arkansas
L	20-21		*Arkansas

1925-26 (13-9; 7-5 SWC, 3RD)

Head Coach: Matty Bell

Date	W/L	Score	Opponent
W	31-27		Young Men's Hebrew
W	26-16		Young Men's Hebrew
L	9-20		at Oklahoma
Jan. 4	W	21-17	North Texas
Jan. 6	L	23-36	at North Texas
Jan. 8	L	28-37	at North Texas
Jan. 9	W	16-11	North Texas
Jan. 12	W	20-16	*at Texas
Jan. 15	L	22-24	Centenary
Jan. 16	W	35-13	at Centenary
Jan. 19	W	38-34	*at Texas A&M
Jan. 21	W	27-24	*at Rice
Jan. 23	L	11-15	*SMU
Feb. 1	W	38-11	*Texas A&M
Feb. 6	L	17-24	*Baylor
Feb. 10	W	21-14	*at Baylor
Feb. 12	W	52-26	Fort Worth YMCA
Feb. 15	W	41-21	*Rice
Feb. 19	L	21-23	*Texas
Feb. 23	L	19-20	*at SMU
Feb. 26	L	23-24	*at Arkansas
Feb. 27	W	30-15	*at Arkansas

1926-27 (9-8; 6-4 SWC, 4TH)

Head Coach: Matty Bell

Date	W/L	Score	Opponent
Dec. 18	L	14-15	Hillyards
Dec. 22	L	15-26	Marland Oil
Jan. 2	L	16-41	Oklahoma
Jan. 6	W	20-17	at North Texas
Jan. 7	W	20-14	North Texas
Jan. 9	L	26-28	Marland Oil
Jan. 11	W	28-24	*at Texas
Jan. 14	L	16-24	*Arkansas
Jan. 15	L	22-23 (OT)	*Arkansas
Jan. 19	W	31-24	*at Baylor
Jan. 31	L	26-33	*at SMU
Feb. 5	W	30-17	Texas Power & Light
Feb. 7	W	36-20	*Texas A&M
Feb. 10	W	32-27 (OT)	*Texas
Feb. 15	L	24-25	*SMU
Feb. 19	W	32-31	*at Texas A&M
Feb. 21	W	27-21	*at Rice

1927-28 (9-8; 5-7 SWC, 4TH)

Head Coach: Matty Bell

Date	W/L	Score	Opponent
W	17-16		at North Texas
L	19-24		Tillery Grain
W	33-24		East Texas State
W	41-19		East Texas State
W	29-23		North Texas
Jan. 6	L	18-23	*at Arkansas
Jan. 7	L	24-28 (OT)	*at Arkansas
Jan. 11	L	23-24	*at SMU
Jan. 14	L	27-28	*Baylor
Feb. 2	W	31-27	*Texas A&M
Feb. 6	L	19-21	*SMU
Feb. 11	W	30-24	*at Texas A&M
Feb. 13	L	20-21	*at Rice
Feb. 20	L	16-25	*Texas
Feb. 24	W	21-15	*Rice
Feb. 27	W	44-17	*at Baylor
Feb. 28	W	29-25	*at Texas

1928-29 (10-7; 5-7 SWC, 4TH)

Head Coach: Matty Bell

Date	W/L	Score	Opponent
W	31-30		Tillery Grain
W	33-31		East Texas State
Jan. 17	W	23-25 (2OT)	at North Texas
W	30-27		Hardin-Simmons
W	39-17		Hardin-Simmons
W	24-41		*Arkansas
L	26-66		*Arkansas
L	25-34		*SMU
W	22-27		*at Texas A&M
W	28-27		*at Rice
L	31-40		*Texas A&M
L	27-33		*Texas
W	38-21		*at Baylor



YEAR-BY-YEAR RESULTS

1930-31 (18-4; 9-3 SWC, 1ST)

Head Coach: Francis Schmidt

Date	W/L	Score	Opponent
Dec. 3	W	63-13	Owl Theater
Dec. 5	W	47-18	Tivoli Theater
Dec. 12	W	27-24 (OT)	T&P Coal & Oil
Dec. 17	W	27-24 (OT)	North Texas
Dec. 19	W	25-14	at Hardin-Simmons
Dec. 20	W	49-24	at Daniel Baker
Dec. 27	L	34-36 (2OT)	Texas Power & Light
Dec. 30	W	23-15	Hardin-Simmons
Jan. 3	W	30-29	at North Texas
Jan. 5	W	57-19	Dallas Athletic Club
Jan. 9	W	49-38	*Rice
Jan. 16	W	40-19	*Texas
Jan. 23	W	35-26	*Arkansas
Jan. 24	L	29-33	*Arkansas
Feb. 2	L	33-36	*at SMU
Feb. 7	W	38-22	*at Baylor
Feb. 13	W	34-32	*Texas A&M
Feb. 17	W	41-36	*at Texas
Feb. 21	W	49-29	*at Rice
Feb. 23	W	30-26	*at Texas A&M
Feb. 28	L	34-36	*Baylor
Mar. 1	W	37-29	*SMU

1933-34 (13-2; 10-2 SWC, 1ST)

Head Coach: Francis Schmidt

Date	W/L	Score	Opponent
Dec. 16	W	44-33	at North Texas
Dec. 18	W	33-20	Sproles Transfer
Jan. 2	W	39-13	at North Texas
Jan. 6	W	59-13	*Texas
Jan. 12	L	15-31	*at Arkansas
Jan. 13	W	28-21	*at Arkansas
Jan. 20	W	29-26	*SMU
Feb. 3	W	44-38	*Texas A&M
Feb. 6	W	31-24	*at Baylor
Feb. 10	W	40-32	*at Texas A&M
Feb. 12	W	29-27	*at Rice
Feb. 17	L	27-32	*at SMU
Feb. 20	W	39-32	*Baylor
Feb. 23	W	29-25	*at Texas
Feb. 26	W	42-25	*Rice

1934-35 (6-13; 2-10 SWC, 7TH)

Head Coach: Dutch Meyer

Date	W/L	Score	Opponent
Dec. 20	W	34-29	at Trinity
Dec. 27	L	20-34	at Hunt Oilers
Dec. 28	L	21-37	at Hunt Oilers
Dec. 29	L	15-38	at Humble Oilers
Jan. 7	L	21-24	*Texas
Jan. 14	L	24-36	*Rice
Jan. 18	L	20-41	*Arkansas
Jan. 19	L	24-42	*Arkansas
Feb. 1	W	34-18	North Texas
Feb. 2	W	25-20	*at Baylor
Feb. 3	W	42-23	Trinity
Feb. 4	W	36-17	at North Texas
Feb. 5	L	20-36	*at SMU
Feb. 8	L	30-40	*Texas A&M
Feb. 16	L	25-30	*Baylor
Feb. 22	L	25-29	*at Rice
Feb. 23	L	25-28	*at Texas A&M
Feb. 26	W	27-24	*at Texas
Mar. 2	L	24-41	*at SMU

1935-36 (3-11; 2-10 SWC, 7TH)

Head Coach: Dutch Meyer

Date	W/L	Score	Opponent
Jan. 11	W	29-23	*at SMU
Jan. 18	L	20-34	*Rice
Jan. 20	L	19-26	*Texas A&M
Jan. 25	W	28-25	Fort Worth Jaycees
Jan. 30	L	18-24	Fort Worth Jaycees
Feb. 1	L	24-41	*at Baylor
Feb. 8	L	25-38	*at Texas
Feb. 17	L	27-35	*Texas
Feb. 21	L	15-47	*at Arkansas
Feb. 22	L	29-40	*at Arkansas
Feb. 25	L	27-35	*Baylor
Feb. 29	L	27-28	*at Texas A&M
Mar. 2	L	29-45	*at Rice
Mar. 4	W	33-29	*at SMU

1936-37 (1-13; 1-11 SWC, 7TH)

Head Coach: Dutch Meyer

Date	W/L	Score	Opponent
Jan. 8	W	23-21	*Texas
Jan. 12	L	22-26	*SMU
Jan. 18	L	22-35	*at Texas
Jan. 30	L	19-21	*at Baylor
Feb. 6	L	42-45 (2OT)	*Texas A&M
Feb. 13	L	36-43	*Rice
Feb. 20	L	35-36	*Baylor
Feb. 23	L	22-34	*at SMU
Feb. 27	L	21-30	*at Texas A&M
Mar. 1	L	34-43	*at Rice
Mar. 5	L	35-38	*Arkansas
Mar. 6	L	21-43	*Arkansas

1937-38 (8-15; 1-11 SWC, 7TH)

Head Coach: Mike Brumbelow

Date	W/L	Score	Opponent
Dec. 8	L	42-23	Montgomery Ward
Dec. 8	L	34-41	Texas Wesleyan
Dec. 10	W	51-23	at Burleson Independent
Dec. 10	W	34-24	at Texas Tech
Dec. 11	W	40-22	at Texas Tech
Dec. 16	W	50-26	Trinity
Dec. 17	W	35-32	at Trinity
Dec. 20	L	40-41	at Stephen F. Austin
Dec. 21	L	27-30	at Sam Houston State
Jan. 3	L	30-47	Antlers Hotel
Jan. 6	W	25-21	North Texas
Jan. 8	L	21-23	*at Texas
Jan. 14	L	18-39	*Texas
Jan. 21	L	30-33	*Texas A&M
Feb. 1	L	39-66	*Baylor
Feb. 4	L	26-53	*at Arkansas
Feb. 5	L	38-57	*at Arkansas
Feb. 8	L	23-42	*at SMU
Feb. 12	L	27-43	*at Texas A&M
Feb. 14	L	57-62	*at Rice
Feb. 19	W	50-48	*Rice
Feb. 22	L	37-43	*at Baylor
Mar. 1	L	30-37	*SMU

1938-39 (2-17; 0-12 SWC, 7TH)

Head Coach: Mike Brumbelow

Date	W/L	Score	Opponent
Dec. 9	L	28-34	at North Texas
Dec. 13	L	31-37	at East Texas State
Dec. 20	L	30-39	East Texas State
Dec. 26	L	45-52	#Central Oklahoma
Dec. 27	L	25-52	#East Central
Dec. 28	W	24-23	#Oklahoma Baptist
Dec. 29	W	51-38	#Oklahoma A&M
Jan. 6	L	28-62	*Baylor
Jan. 14	L	29-31 (OT)	*SMU
Jan. 20	L	18-24	*Texas A&M
Jan. 21	L	41-44	*Rice
Jan. 24	L	31-35	*Baylor
Feb. 7	L	28-32	*Texas
Feb. 10	L	32-44	*Arkansas
Feb. 11	L	38-51	*Arkansas
Feb. 16	L	30-44	*at Rice
Feb. 17	L	36-44	*at Texas A&M
Feb. 22	L	26-53	*at Texas
Feb. 25	L	39-41	*at SMU

1939-40 (7-16; 1-11 SWC, 7TH)

Head Coach: Mike Brumbelow

Date	W/L	Score	Opponent
Dec. 9	L	28-34	at East Texas State
Dec. 12	L	33-42	SE Oklahoma St.
Dec. 15	W	39-32	at Louisiana Tech
Dec. 16	W	38-29	at Centenary
Dec. 18	W	39-28	North Texas
Dec. 20	L	39-51	Stephen F. Austin
Dec. 28	L	21-38	#Oklahoma A&M
Dec. 29	W	37-32	#Arizona
Dec. 29	W	38-33	#Phillips
Dec. 30	W	44-35	#Central Oklahoma
Jan. 5	L	41-57	*at Rice
Jan. 6	L	31-44	*at Texas A&M
Jan. 12	L	24-57	*Rice
Jan. 17	L	36-42	at North Texas
Jan. 20	L	28-69	*at Texas
Feb. 3	L	30-52	*Baylor
Feb. 6	L	35-46	*at SMU
Feb. 14	L	34-49	*at Baylor
Feb. 17	L	30-59	*Texas
Feb. 21	L	53-63	*SMU
Feb. 24	W	64-55	*Texas A&M
Mar. 1	L	45-59	*at Arkansas
Mar. 2	L	36-52	*at Arkansas

1940-41 (5-16; 0-12 IN SWC, 7TH)

Head Coach: Mike Brumbelow

Date	W/L	Score	Opponent
Dec. 7	L	35-49	at Howard Payne
Dec. 10	W	43-36	North Texas
Dec. 13	L	27-40	at Texas Tech
Dec. 14	L	27-35 (OT)	at Texas Tech
Dec. 18	W	50-46 (OT)	Howard Payne
Dec. 20	W	43-36	at East Texas State
Dec. 26	L	36-56	#Pittsburg State (Kan.)
Dec. 27	L	36-39	#Warrensburg
Dec. 28	W	42-28	#at Oklahoma City
Jan. 8	L	32-40	*Baylor
Jan. 10	L	34-35	*at SMU
Jan. 18	L	39-43	*Texas
Jan. 20	L	43-61	*Rice
Jan. 29	W	54-44	at North Texas
Feb. 1	L	39-48	*at Baylor
Feb. 8	L	39-58	*at Texas
Feb. 11	L	50-52	*Texas A&M
Feb. 17	L	45-48	*at Texas A&M
Feb. 21	L	42-67	*Arkansas
Feb. 22	L	43-66	*Arkansas
Feb. 25	L	36-38	*SMU

All-College Tournament (Oklahoma City, Okla.)

1941-42 (13-10; 6-6 IN SWC, T-3RD)

Head Coach: Hub McQuillan

Date	W/L	Score	Opponent
Dec. 6	L	34-49	North Texas
Dec. 9	W	49-48	Dr. Pepper of Dallas
Dec. 13	L	37-45	at Sam Houston State
Dec. 16	L	46-54	at North Texas
Dec. 20	W	42-40	at St. Mary's (Texas)
Dec. 21	W	49-28	at St. Mary's (Texas)
Dec. 26	L	25-32	#Oklahoma A&M
Dec. 27	W	47-36	#Southeastern Okla. State
Dec. 29	W	40-34	#Washington
Dec. 30	W	57-41	#Warrensburg
Jan. 4	W	42-40 (OT)	Sam Houston State
Jan. 10	L	32-44	*at Baylor
Jan. 17	W	33-31	*Texas
Jan. 21	W	50-45	*SMU
Jan. 24	W	39-35	*at SMU
Feb. 7	W	57-46	*at Texas
Feb. 14	L	37-44	*Rice
Feb. 17	W	37-33	*Baylor
Feb. 20	L	32-52	*at Rice
Feb. 21	L	27-33	*at Texas A&M
Feb. 24	W	34-27	*Texas A&M
Feb. 27	L	33-41	*at Arkansas
Feb. 28	L	37-63	*at Arkansas

All-College Tournament (Oklahoma City, Okla.)

1942-43 (18-9; 5-7 SWC, 4TH)

Head Coach: Hub McQuillan

Date	W/L	Score	Opponent
Dec. 5	L	32-35	at North Texas
Dec. 6	W	46-34	at North Texas
Dec. 9	W	49-40	North Texas
Dec. 10	W	43-34	North Texas
Dec. 11	W	39-30	Kelly Field
Dec. 17	W	51-19	at Kelly Field
Dec. 18	W	39-24	at San Antonio Aviation
Dec. 19	W	36-28	at Duncan Field
Dec. 21	L	34-54	at Corpus Christi
Dec. 28	W	45-42	#West Texas State
Dec. 29	W	29-28	#Southwestern
Dec. 30	W	40-38	#Maryville (Mo.)
Dec. 31	W	37-25	*Arkansas
Jan. 6	W	35-31	*Baylor
Jan. 9	L	26-53	*at Texas A&M
Jan. 11	W	27-23	*at Rice
Jan. 16	W	49-43	*SMU
Jan. 19	L	30-47	*at Texas
Jan. 23	L	44-54	*at SMU
Feb. 2	W	43-32	Grand Prairie N.A.S.
Feb. 6	W	45-39	*Texas A&M
Feb. 9	W	47-20	at Grand Prairie N.A.S.
Feb. 13	L	41-50	*at Baylor
Feb. 20	W	49-44 (OT)	*Texas
Feb. 27	L	28-36	*Rice
Mar. 4	L	23-33	*Arkansas
Mar. 5	L	39-54	*Arkansas

All-College Tournament (Oklahoma City, Okla.)

1931-32 (18-4; 9-3 SWC, 2ND)

Head Coach: Francis Schmidt

Date	W/L	Score	Opponent
Dec. 9	W	56-21	T & P Coal & Oil
Dec. 11	W	34-19	Sproles Transfer
Dec. 15	W	28-14	Dr. Pepper of Dallas
Dec. 18	W	40-12	North Texas
Dec. 19	W	31-21	at Ada Teachers
Dec. 22	W	58-27	Dallas Athletic Club
Dec. 25	L	27-31	at Wichita State
Dec. 26	W	35-21	at Southwestern (Kan.)
Jan. 2	W	34-19	at North Texas
Jan. 9	L	24-32	*at Baylor
Jan. 16	W	47-22	*Rice
Jan. 20	W	52-22	*at Texas
Jan. 23	W	30-19	Texas Tech
Feb. 6	W	36-24	*Texas
Feb. 8	W	38-28	*Texas A&M
Feb. 12	W	31-27	*at Arkansas
Feb. 13	L	24-37	*at Arkansas
Feb. 16	W	33-31	*at Baylor
Feb. 20	W	47-28	*at Rice
Feb. 22	W	26-24	*at Texas A&M
Feb. 27	W	52-19	*SMU
Mar. 5	L	30-32 (2OT)	*at SMU

1932-33 (16-4; 9-3 SWC, 2ND)

Head Coach: Francis Schmidt

Date	W/L	Score	Opponent
Dec. 3	W	35-23	Sproles Transfer
Dec. 5	W	31-19	North Texas
Dec. 12	W	46-29	Texas Pacific
Dec. 13	W	50-36	Dr. Pepper of Dallas
Dec. 14	W	55-28	at Randolph Field
Dec. 31	L	33-38	Reno Creamery
Jan. 7	L	19-20	*at SMU
Jan. 12	W	24-20	at North Texas
Jan. 16	W	27-26	*Texas A&M
Jan			

YEAR-BY-YEAR RESULTS

1943-44 (9-12; 6-6 SWC, T-3RD)

Head Coach: Hub McQuillan

Date	W/L	Score	Opponent
Dec. 9	W	31-28	Fort Worth A.A.F.
Dec. 12	L	25-36	Fort Worth A.A.F.
Dec. 13	L	23-27	at Sheppard Field
Dec. 17	W	49-34	at Texas Tech
Dec. 18	L	37-39 (2OT)	at Texas Tech
Dec. 27	L	37-39	#Norman N.A.S.
Dec. 28	L	37-38	#Texas Tech
Dec. 29	W	30-20	#Phillips
Dec. 30	L	26-66	at Phillips
Jan. 7	L	50-71	*at Arkansas
Jan. 8	L	29-60	*at Arkansas
Jan. 13	L	30-40	*at SMU
Jan. 15	W	48-38	*Baylor
Jan. 22	L	44-64	*at Texas
Jan. 28	L	38-48	*Rice
Jan. 29	W	44-37	*Texas
Feb. 2	W	47-37	*SMU
Feb. 11	L	34-63	*at Rice
Feb. 13	W	40-36	*at Texas A&M
Feb. 18	W	55-22	*Texas A&M
Feb. 22	W	49-29	*at Baylor

#All-College Tournament

1944-45 (9-20; 7-5 SWC, T-3RD)

Head Coach: Hub McQuillan

Date	W/L	Score	Opponent
Dec. 4	L	39-45	Grand Prairie N.A.S.
Dec. 6	L	46-58	at Grand Prairie
Dec. 8	L	45-48	Waco A.A.F.
Dec. 9	W	36-33	McCloskey Hospital
Dec. 11	L	41-57	Fort Worth A.A.F.
Dec. 13	L	45-54	Fort Worth A.A.F.
Dec. 15	W	45-28	Texas Tech
Dec. 16	L	36-41	Texas Tech
Dec. 19	L	42-43	N. American Aviation
Dec. 21	L	35-44	at Purcell Naval Gunners
Dec. 22	L	36-56	at Norman N.A.S.
Dec. 23	L	22-53	at Norman N.A.S.
Dec. 30	L	30-40	at Canisius
Jan. 1	L	31-56	at LIU-Brooklyn
Jan. 3	L	27-52	at Valparaiso
Jan. 5	W	39-38	*Texas
Jan. 12	W	30-27	*at Texas A&M
Jan. 13	L	44-50	*at Rice
Jan. 17	W	52-46	*SMU
Jan. 20	L	38-50	at Saint Louis
Jan. 24	W	64-25	*Baylor
Jan. 27	W	36-35	*at Texas
Jan. 30	L	38-56	*at SMU
Feb. 2	L	33-37	*Arkansas
Feb. 3	L	35-60	*Arkansas
Feb. 9	L	47-68	*Rice
Feb. 10	W	52-40	*Texas A&M
Feb. 21	W	55-25	*at Baylor
Feb. 24	L	25-60	at Oklahoma State

1945-46 (13-11; 6-6 SWC, 4TH)

Head Coach: Hub McQuillan

Date	W/L	Score	Opponent
Nov. 30	W	36-20	Eagle Mt. Marine
Dec. 4	W	55-50	at North Texas
Dec. 6	W	46-37	North Texas
Dec. 10	W	59-55	at Dallas N.A.S.
Dec. 14	W	46-42	Texas Tech
Dec. 15	W	55-43	Texas Tech
Dec. 17	L	47-54	Dallas N.A.S.
Dec. 21	L	36-37	at Loyola-Chicago
Dec. 22	W	53-52	at Bradley
Dec. 26	L	31-51	#Oklahoma
Dec. 27	L	45-57	#Pepperdine
Dec. 28	L	41-43	#Texas
Jan. 4	L	45-58	*at Rice
Jan. 5	W	51-41	*at Texas A&M
Jan. 12	W	53-49	*Rice
Jan. 15	W	54-40	*at SMU
Jan. 19	L	42-57	*at Texas
Jan. 25	W	55-48	*Texas A&M
Jan. 26	L	46-48	*Texas
Feb. 2	L	40-55	*at Baylor
Feb. 8	W	53-50	*at Arkansas
Feb. 9	L	36-58	*at Arkansas
Feb. 13	W	42-34	*SMU
Feb. 16	L	40-54	*Baylor

#All-College Tournament

1946-47 (1-22; 1-11 SWC, 7TH)

Head Coach: Hub McQuillan

DATE	W/L	SCORE	OPPONENT
Dec. 6	L	54-76	Oklahoma
Dec. 8	L	41-47	Loyola-Chicago
Dec. 9	L	39-45	Loyola-Chicago
Dec. 13	L	42-50	at North Texas
Dec. 18	L	45-55	North Texas
Dec. 21	L	26-70	at Oklahoma State
Dec. 26	L	49-59	at Bradley
Dec. 27	L	40-62	Saint Louis
Dec. 28	L	55-61	at Loyola-Chicago
Dec. 30	L	38-63	Missouri
Dec. 31	L	37-61	at Iowa
Jan. 6	L	46-62	*at Texas
Jan. 10	L	41-48	*Texas A&M
Jan. 14	L	30-54	*Arkansas
Jan. 15	L	53-63	*Arkansas
Jan. 27	L	46-58	*at Baylor
Feb. 1	L	36-55	*SMU
Feb. 7	L	44-72	*Texas
Feb. 8	W	55-50	*Rice
Feb. 19	L	52-59	*SMU
Feb. 25	L	57-58 (OT)	*Baylor
Feb. 28	L	38-48	*at Texas A&M
Mar. 1	L	53-64	*at Rice

1947-48 (3-20; 1-11 SWC, 7TH)

Head Coach: Hub McQuillan

Date	W/L	Score	Opponent
Dec. 5	L	44-66	Texas Tech
Dec. 6	W	48-46	Texas Tech
Dec. 11	L	17-75	at Kansas State
Dec. 13	L	52-56	at Bradley
Dec. 19	L	46-60	at Valparaiso
Dec. 20	L	34-47	at Bowling Green
Dec. 22	L	40-42	at Lawrence Tech
Dec. 23	L	35-67	at Loyola-Chicago
Dec. 29	L	47-54	#Texas Wesleyan
Dec. 30	W	50-48	#Texas Tech
Dec. 31	L	46-52	#LSU
Jan. 7	L	58-62	*at SMU
Jan. 12	L	39-45	*Texas
Jan. 19	L	48-52	*Baylor
Feb. 3	L	41-49	*at Texas
Feb. 6	L	54-68	*at Rice
Feb. 7	L	22-48	*at Texas A&M
Feb. 13	L	30-37	*at Arkansas
Feb. 14	L	38-47	*at Arkansas
Feb. 20	L	52-55 (OT)	*Rice
Feb. 21	W	46-41	*Texas A&M
Feb. 28	L	47-61	*at Baylor
Mar. 3	L	48-63	*SMU

#All-Collegiate Tournament

1948-49 (4-20; 1-11 SWC, 7TH)

Head Coach: Buster Brannon

Date	W/L	Score	Opponent
Dec. 4	L	52-63	North Texas
Dec. 6	L	44-71	at North Texas
Dec. 10	W	63-54	at East Texas State
Dec. 11	L	36-47	Austin College
Dec. 13	L	40-43	East Texas State
Dec. 17	L	49-66	at Hamline
Dec. 18	W	61-37	at Emporia State
Dec. 20	L	57-82	at Bradley
Dec. 22	L	46-47 (OT)	at Iowa
Dec. 28	W	60-46	at Abilene Christian
Dec. 29	L	46-47	at Hardin-Simmons
Dec. 31	L	44-47	at Austin College
Jan. 4	W	58-52	*SMU
Jan. 7	L	42-58	*Texas A&M
Jan. 8	L	46-59	*Texas
Jan. 15	L	39-46	*at Baylor
Jan. 17	L	36-41	*Arkansas
Feb. 4	L	36-47	*at SMU
Feb. 11	L	59-66	*at Rice
Feb. 12	L	37-39	*at Texas A&M
Feb. 18	L	44-62	*Rice
Feb. 21	L	52-67	*at Arkansas
Feb. 26	L	60-71	*at (20) Texas
Feb. 28	L	41-49	*Baylor

1949-50 (13-11; 5-7 SWC, 6TH)

Head Coach: Buster Brannon

Date	W/L	Score	Opponent
Dec. 1	W	52-35	Abilene Christian
Dec. 3	W	63-35	East Texas State
Dec. 5	W	61-31	Howard Payne
Dec. 8	W	65-57	at Abilene Christian
Dec. 12	W	37-35	at Missouri
Dec. 13	L	45-54	at Missouri
Dec. 15	L	49-85	at Bradley
Dec. 17	L	53-79	at Saint Louis
Dec. 20	L	48-65	at Wichita State
Dec. 27	W	54-42	Wichita State
Dec. 31	W	48-43	North Texas
Jan. 4	L	61-80	*at Rice
Jan. 5	L	45-49	*at Texas A&M
Jan. 10	W	62-50	*SMU
Jan. 18	W	64-54	*Baylor
Jan. 31	W	48-44	East Texas State
Feb. 3	W	51-45	*at SMU
Feb. 7	L	57-69	*at Texas
Feb. 11	W	64-36	*Rice
Feb. 13	W	51-38	*Texas
Feb. 17	L	43-52	*at Arkansas
Feb. 21	L	58-60	*Texas A&M (OT)
Feb. 25	L	42-57	*at Baylor
Feb. 27	L	39-45	*Arkansas

1950-51 (16-9; 8-4 SWC, T-1ST)

Head Coach: Buster Brannon

Date	W/L	Score	Opponent
Dec. 1	W	66-49	at Abilene Christian
Dec. 4	W	53-35	Hardin-Simmons
Dec. 6	W	70-53	at Texas Tech
Dec. 9	W	81-39	Abilene Christian
Dec. 12	L	68-87	at Indiana
Dec. 14	L	45-50	at Missouri
Dec. 16	L	52-62	at Saint Louis
Dec. 22	W	58-45	at Oklahoma City
Dec. 28	L	45-51	at Texas Tech
Dec. 29	W	63-59	at North Texas
Jan. 3	W	57-46	*at SMU
Jan. 6	W	42-31	*Arkansas
Jan. 9	W	87-66	*Rice
Jan. 13	L	36-39	*at Texas A&M
Jan. 22	W	54-44	at Lackland A.F.B.
Jan. 27	W	79-44	Howard Payne
Jan. 30	W	60-48	*at Baylor
Feb. 3	L	43-53	*at Texas
Feb. 6	W	30-27	*Texas A&M
Feb. 12	W	49-34	*Texas
Feb. 17	L	49-54	*at Rice
Feb. 20	L	53-61	*Baylor
Feb. 23	W	64-54	*SMU
Feb. 26	W	52-42	*at Arkansas
Mar. 6	L	44-50	#Texas A&M

#SWC Playoff

1951-52 (24-4; 11-1 SWC, 1ST)

Head Coach: Buster Brannon

Date	W/L	Score	Opponent
Nov. 29	W	80-68	at Abilene Christian
Dec. 3	W	76-43	Abilene Christian
Dec. 6	L	52-65	at Manhattan
Dec. 8	W	67-55	at Canisius
Dec. 13	W	80-45	Howard Payne
Dec. 14	W	49-37	Hardin-Simmons
Dec. 19	W	68-48	Texas Tech
Dec. 20	W	58-57 (OT)	Nebraska
Dec. 26	W	60-57	*Rice
Dec. 27	W	51-49	\$Vanderbilt
Dec. 28	W	65-35	\$Texas A&M
Jan. 2	W	58-43	*SMU
Jan. 5	W	52-43	*Texas
Jan. 8	W	42-30	*at Rice
Jan. 11	W	75-57	*Baylor
Jan. 26	L	41-68	at Oklahoma City
Feb. 2	L	54-56	*at Arkansas
Feb. 6	W	52-41	*at Texas A&M
Feb. 12	W	83-49	*Rice
Feb. 16	W	54-47	*at Texas
Feb. 19	W	58-44	*Texas A&M
Feb. 23	W	56-48	*at Baylor
Feb. 25	W	69-56	*Arkansas
Mar. 1	W	64-60	at SMU
Mar. 14	W	66-49	USAF All-Stars
Mar. 17	W	87-45	Fort Sam Houston
Mar. 21	L	64-68	#(8) Kansas
Mar. 22	W	61-44	#New Mexico State

\$SWC Tournament

#NCAA Western Regional

1952-53 (16-8; 9-3 SWC, 1ST)

Head Coach: Buster Brannon

Date	W/L	Score	Opponent
Dec. 10	W	50-45	Hardin-Simmons
Dec. 12	W	65-55	Abilene Christian
Dec. 16	L	76-89	at Bradley
Dec. 18	L	45-55	at Missouri
Dec. 20	L	59-73	at (17) Saint Louis
Dec. 27	L	49-68	\$Rice
Dec. 29	W	64-52	\$Texas
Dec. 30	W	63-48	\$Arizona
Jan. 6	L	48-55	*at Texas
Jan. 10	L	63-70	*Baylor
Jan. 13	W	67-36	*Texas A&M
Jan. 20	W	69-60	*at Rice
Jan. 30	W	57-34	*at SMU
Feb. 2	W	49-46	*at Arkansas
Feb. 9	W	68-49	at Abilene Christian
Feb. 14	W	60-49	*at Baylor
Feb. 17	W	59-48	*SMU
Feb. 21	L	56-76	*Rice
Feb. 23	W	65-63 (OT)	*Arkansas
Feb. 28	W	52-48	*at Texas A&M
Mar. 3	W	68-50	*at Texas
Mar. 10	W	75-49	Goodyear Tire
Mar. 13	L	54-71	&Oklahoma State
Mar. 14	W	58-56	&(10) Oklahoma City

\$SWC Tournament

&NCAA Western Regional

1953-54 (10-14; 5-7 SWC, 6TH)

Head Coach: Buster Brannon

Date	W/L	Score	Opponent
Dec. 1	W	73-39	Austin College
Dec. 3	L	64-67	Midwestern
Dec. 5	L	31-58	at Oklahoma City
Dec. 11	L	48-59	at BYU
Dec. 12	L	61-71	at BYU
Dec. 14	L	55-72	at Utah
Dec. 18	W	79-47	Abilene Christian
Dec. 23	W	96-47	Howard Payne
Dec. 28	L	50-60	\$Arkansas
Dec. 29	W	69-41	\$Texas A&M
Dec. 30	L	58-68	\$Alabama

YEAR-BY-YEAR RESULTS

1955-56 (4-20; 2-10 SWC, 7TH)

Head Coach: Buster Brannon

Date	W/L	Score	Opponent
Nov. 30	W	91-79	Austin College
Dec. 3	L	64-76	Texas Tech
Dec. 5	L	56-84	at Oklahoma City
Dec. 9	L	46-85	#(6) Alabama
Dec. 10	L	58-85	#Houston
Dec. 14	L	62-72	Kentucky Wesleyan
Dec. 17	L	38-73	at Tulsa
Dec. 19	L	69-79 (OT)	at Wichita State
Dec. 23	L	54-64	(15) Oklahoma City
Dec. 28	L	60-66	\$Texas
Dec. 29	W	67-59	\$Texas A&M
Dec. 30	L	49-62	\$Baylor
Jan. 4	W	73-67	*Texas
Jan. 10	L	60-80	*at Rice
Jan. 14	L	75-83	*Baylor
Jan. 21	L	74-84	*at Texas A&M
Jan. 24	L	64-105	*at (18) SMU
Feb. 1	L	72-74	*Arkansas
Feb. 8	L	72-89	*Rice
Feb. 11	L	67-74	*at Texas
Feb. 14	L	22-26	*(12) SMU
Feb. 17	L	68-94	*at Baylor
Feb. 22	W	91-67	*Texas A&M
Feb. 28	L	71-90	*at Arkansas

Birmingham Classic
\$ SWC Tournament

1956-57 (14-10; 6-6 SWC, T-3RD)

Head Coach: Buster Brannon

Date	W/L	Score	Opponent
Dec. 3	W	81-62	Austin College
Dec. 5	W	73-65	at Texas Tech
Dec. 8	W	62-51	Tulsa
Dec. 10	W	97-50	McMurry
Dec. 13	L	81-90	at Saint Louis
Dec. 15	L	76-95	at Wichita State
Dec. 20	W	81-41	Abilene Christian
Dec. 22	W	92-75	Howard Payne
Dec. 27	L	65-74	\$(7) SMU
Dec. 28	W	67-65	\$Navy
Dec. 29	L	54-59	\$Texas
Jan. 5	W	62-50	*Rice
Jan. 8	L	76-85	*at Texas
Jan. 12	L	63-79	*(4) SMU
Jan. 19	W	86-84 (2OT)	(13) Okla. City
Jan. 26	L	64-70	*at Baylor
Jan. 29	L	58-62	*Arkansas
Feb. 2	W	77-58	*Texas A&M
Feb. 9	L	79-90	*at Rice
Feb. 12	W	62-59 (OT)	*at Texas A&M
Feb. 16	W	64-57	*Arkansas
Feb. 20	W	82-77 (OT)	*Baylor
Feb. 26	L	77-88	*at (4) SMU
Mar. 2	W	74-60	*Texas

\$ SWC Tournament

1957-58 (17-7; 8-6 SWC, 3RD)

Head Coach: Buster Brannon

Date	W/L	Score	Opponent
Dec. 3	W	83-33	Austin College
Dec. 6	W	75-50	McMurry
Dec. 9	W	65-56	at Oklahoma City
Dec. 13	L	63-75	#Auburn
Dec. 14	W	82-59	#Miami (FL)
Dec. 19	W	80-62	Howard Payne
Dec. 21	W	64-57	Oklahoma City
Dec. 26	W	65-54	\$Texas A&M
Dec. 27	W	71-69	\$Texas Tech
Dec. 28	W	57-55	\$Rice
Jan. 4	W	71-48	*Texas A&M
Jan. 7	L	70-83	*at Texas Tech
Jan. 10	L	49-65	*at Arkansas
Jan. 13	W	92-68	*Rice
Jan. 16	L	69-73	*at Texas
Feb. 1	W	57-53	*Baylor
Feb. 3	L	46-56	*(17) Arkansas
Feb. 8	L	67-84	*at SMU
Feb. 12	W	88-58	*Texas
Feb. 15	W	82-71	*SMU
Feb. 18	L	64-70	*at Baylor
Feb. 22	W	90-65	*at Rice
Mar. 1	W	78-73	*Texas Tech
Mar. 4	W	62-42	*at Texas A&M

Birmingham Classic
\$ SWC Tournament

1958-59 (20-6; 12-2 SWC, 1ST)

Head Coach: Buster Brannon

Date	W/L	Score	Opponent
Dec. 2	W	93-62	Austin College
Dec. 6	W	66-58	Oklahoma City
Dec. 10	W	58-56	at San Francisco
Dec. 12	L	64-76	at Utah
Dec. 13	W	71-64	at Utah
Dec. 19	W	67-63	at Loyola (N.O.)
Dec. 26	W	62-55	\$Baylor
Dec. 27	W	74-64	\$SMU
Dec. 29	L	45-61	\$Texas A&M
Jan. 3	W	72-62	*at Baylor
Jan. 7	W	52-45	*Arkansas
Jan. 10	W	86-78	*Texas
Jan. 13	W	59-52	*at Rice
Jan. 17	L	57-61	*Texas Tech
Jan. 24	L	65-75	at (15) Oklahoma City
Jan. 31	W	72-60	*SMU
Feb. 3	W	76-64	*at Texas A&M
Feb. 7	W	66-59	*Texas Tech
Feb. 11	W	80-61	*Texas A&M
Feb. 14	W	76-71	*at Arkansas
Feb. 18	W	68-64	*Rice
Feb. 21	W	72-59	*at Baylor
Feb. 25	L	71-72	*at SMU
Mar. 3	W	81-63	Baylor
Mar. 13	L	73-77	&(5) Cincinnati
Mar. 14	W	71-65	&DePaul

\$ SWC Tournament
& NCAA Midwest Regional

1959-60 (7-17; 4-10 SWC, 7TH)

Head Coach: Buster Brannon

Date	W/L	Score	Opponent
Dec. 1	W	65-57	Austin College
Dec. 4	L	64-69	at Oklahoma City
Dec. 9	W	99-77	Tulsa
Dec. 12	L	61-78	at Drake
Dec. 14	L	64-72	at Creighton
Dec. 17	L	72-79	at Tulsa
Dec. 22	L	63-78	Oklahoma City
Dec. 28	L	61-72	\$(18) Texas A&M
Dec. 29	W	83-72	\$Rice
Dec. 30	L	54-70	\$Baylor
Jan. 5	L	60-74	*at Arkansas
Jan. 9	L	52-65	*(13) Texas A&M
Jan. 12	W	86-63	*Rice
Jan. 30	L	66-75 (OT)	*at Texas Tech
Feb. 3	L	73-79	*SMU
Feb. 6	L	77-98	*at Texas
Feb. 9	L	60-75	*at Baylor
Feb. 13	L	61-66	*Arkansas
Feb. 17	W	65-61	*Baylor
Feb. 20	L	67-98	*at SMU
Feb. 23	L	61-68	*Texas Tech
Feb. 26	W	67-65 (OT)	*at Rice
Feb. 29	L	56-64	*at (18) Texas A&M
Mar. 3	W	81-73	*Texas

\$ SWC Tournament

1960-61 (5-19; 3-11 SWC, 7TH)

Head Coach: Buster Brannon

Date	W/L	Score	Opponent
Dec. 2	W	94-63	Austin College
Dec. 5	L	71-73	at Oklahoma City
Dec. 10	L	55-101	at Utah
Dec. 12	L	65-74	BYU
Dec. 17	L	62-68	LSU
Dec. 19	W	78-74	Oklahoma City
Dec. 21	L	61-81	at Centenary
Dec. 27	L	71-87	#Utah State
Dec. 28	L	72-85	#Houston
Dec. 29	L	65-81	#Tulsa
Jan. 3	L	69-82	*at Texas A&M
Jan. 7	W	95-94 (4OT)	*Texas
Jan. 10	L	60-82	*at Rice
Jan. 14	L	64-67	*SMU
Feb. 1	L	75-89	*Texas Tech
Feb. 4	L	75-88	*at Arkansas
Feb. 7	W	85-77	*at Baylor
Feb. 11	W	68-66	*Texas A&M
Feb. 14	L	68-79	*at SMU
Feb. 18	L	60-74	*Baylor
Feb. 22	L	76-96	*Arkansas
Feb. 24	L	75-101	*at Texas Tech
Feb. 27	L	77-79	*at Texas
Mar. 2	L	71-81	*Rice

All-College Tournament

1961-62 (5-19; 4-10 SWC, 7TH)

Head Coach: Buster Brannon

Date	W/L	Score	Opponent
Dec. 1	L	91-97	at Oklahoma City
Dec. 6	L	72-89	at Tulane
Dec. 7	L	58-83	at LSU
Dec. 12	L	71-75	at Houston
Dec. 18	W	63-61	Centenary
Dec. 20	L	62-73	Oklahoma City
Dec. 26	L	76-82	#Houston
Dec. 27	L	67-71	#at Oklahoma City
Dec. 28	L	62-75	#Seattle
Jan. 4	L	53-70	*SMU
Jan. 6	L	63-71	*at Rice
Jan. 9	L	61-73	*Texas
Jan. 12	L	61-64	*Arkansas
Jan. 25	L	56-61	Houston
Jan. 30	W	69-53	*at Baylor
Feb. 3	L	72-79	*Texas A&M
Feb. 6	W	65-63	*at Texas Tech
Feb. 10	L	80-90	*at Arkansas
Feb. 13	W	80-66	*Baylor
Feb. 17	L	65-87	*at Texas A&M
Feb. 20	L	66-74	*Texas Tech
Feb. 24	L	86-96	*at SMU
Feb. 27	W	75-73	*Rice
Mar. 6	L	68-71	*at Texas

All-College Tournament

1962-63 (4-20; 1-13 SWC, 8TH)

Head Coach: Buster Brannon

Date	W/L	Score	Opponent
Dec. 3	L	60-77	Oklahoma City
Dec. 7	L	61-64	Centenary
Dec. 10	L	69-76	Houston
Dec. 13	L	60-82	at Michigan
Dec. 15	L	62-74	at (3) Ohio State
Dec. 21	W	74-63	at Oklahoma City
Dec. 26	L	65-69	#Eastern Kentucky St.
Dec. 27	W	80-70	#Northwestern St. (La.)
Dec. 28	W	77-62	#George Washington
Jan. 3	L	66-69	*Texas Tech
Jan. 5	L	63-78	*at Rice
Jan. 8	L	59-85	*Arkansas
Jan. 12	L	60-61	*Baylor
Jan. 29	L	71-87	Houston
Feb. 2	L	56-73	*at Texas
Feb. 5	L	80-92	*at SMU
Feb. 9	L	69-85	*Texas A&M
Feb. 12	W	66-64	*at Baylor
Feb. 15	L	59-75	*Texas
Feb. 19	L	98-109	*SMU
Feb. 23	L	54-87	*at Texas A&M
Feb. 26	L	87-99	*at Texas Tech
Mar. 2	L	76-83	*Rice
Mar. 5	L	94-104	*at Arkansas

Gulf Coast Classic

1963-64 (4-20; 0-14 SWC, 8TH)

Head Coach: Buster Brannon

Date	W/L	Score	Opponent
Dec. 2	L	70-96	at Oklahoma City
Dec. 5	L	72-77	at Centenary
Dec. 9	W	65-59 (OT)	Houston
Dec. 12	W	66-62	Florida State
Dec. 14	L	52-67	Oklahoma City
Dec. 18	L	56-113	at (8) Vanderbilt
Dec. 21	W	64-61	UT-Arlington
Dec. 27	L	47-68	#at Furman
Dec. 28	W	70-64	#Alabama
Jan. 4	L	73-82	*Rice
Jan. 7	L	64-94	*at Texas A&M
Jan. 11	L	60-66	*Arkansas
Jan. 23	L	63-83	at Houston
Feb. 1	L	67-79	*at SMU
Feb. 4	L	74-90	*Texas Tech
Feb. 8	L	62-79	*Texas
Feb. 11	L	67-83	*at Baylor
Feb. 15	L	75-85	*SMU
Feb. 18	L	94-101	*at Texas Tech
Feb. 22	L	71-70	*at Texas
Feb. 25	L	76-87	*Baylor
Feb. 29	L	86-104	*at Rice
Mar. 3	L	66-70 (2OT)	*Texas A&M
Mar. 5	L	77-108	*at Arkansas

Poinsettia Classic

1964-65 (6-18; 3-11 SWC, 7TH)

Head Coach: Buster Brannon

Date	W/L	Score	Opponent
Dec. 1	W	91-66	Austin College
Dec. 5	L	79-84	Ohio State
Dec. 7	W	95-71	UT-Arlington
Dec. 10	L	62-67	Houston
Dec. 12	L	73-82	Loyola (N.O.)
Dec. 17	L	81-91	at Loyola (N.O.)
Dec. 21	L	75-84	Centenary
Dec. 29	L	58-76	#New Mexico
Dec. 30	W	76-71	#William & Mary
Jan. 5	L	70-88	*Arkansas
Jan. 9	W	77-64	*Texas
Jan. 12	L	71-72	*at Texas A&M
Jan. 18	L	87-108	at Houston
Jan. 30	L	94-108	*Texas Tech
Feb. 2	L	94-110	*at SMU
Feb. 6	L	85-87	*Baylor
Feb. 9	W	94-75	*at Rice
Feb. 13	L	72-96	*at Arkansas
Feb. 16	L	95-96	*SMU
Feb. 20	L	88-97	*at Baylor
Feb. 23	L	95-102	*Texas A&M
Feb. 26	L	91-93	*at Texas Tech
Mar. 2	L	63-84	*at Texas
Mar. 4	W	98-86	*Rice

Sun Bowl Carnival

1965-66 (8-16; 6-8 SWC, T-6TH)

Head Coach: Buster Brannon

Date	W/L	Score	Opponent
Dec. 1	L	87-112	at Georgia Tech
Dec. 3	L	75-76 (OT)	at Georgia
Dec. 6	W	77-66	Loyola (N.O.)
Dec. 11	L	114-138	at Oklahoma City
Dec. 14	L	87-88	at Centenary
Dec. 18	L	102-132	Houston
Dec. 21	W	103-93	Oklahoma City
Dec. 28	L	90-96	#Idaho
Dec. 29	L	80-82	#Tulane
Jan. 4	W	88-85	*Arkansas
Jan. 8	L	75-89	*at Baylor
Jan. 11	W	97-79	*Rice
Jan. 27			

YEAR-BY-YEAR RESULTS

1967-68 (15-11; 9-5 SWC, 1ST)

Head Coach: Johnny Swaim

Date	W/L	Score	Opponent
Dec. 4	L	57-66	Oklahoma
Dec. 9	L	71-72	Oklahoma City
Dec. 13	W	101-69	Loyola (N.O.)
Dec. 16	L	86-98	at Oklahoma City
Dec. 18	W	93-70	Sam Houston State
Dec. 21	L	67-70	at Georgia Tech
Dec. 23	L	61-65	at Memphis State
Dec. 28	W	63-56	#Massachusetts
Dec. 29	W	72-65	#at Connecticut
Jan. 3	W	84-75	*Rice
Jan. 6	W	81-77 (2OT)	*at Texas A&M
Jan. 9	L	65-66	*at Texas
Jan. 24	W	117-65	Austin College
Jan. 27	W	99-86	*Baylor
Jan. 30	L	67-68	*at Arkansas
Feb. 3	L	65-83	*at Texas Tech
Feb. 6	W	91-64	*SMU
Feb. 10	W	77-65	*Arkansas
Feb. 13	L	63-70	*at SMU
Feb. 17	W	73-55	*Texas Tech
Feb. 20	L	69-73	*at Rice
Feb. 24	W	85-78	*Texas A&M
Feb. 27	W	71-65	*Texas
Mar. 2	W	72-65	*at Baylor
Mar. 15	W	77-72	& Kansas State
Mar. 16	L	68-103	&(1) Houston

Holiday Classic
& NCAA Midwest Regional

1970-71 (15-12; 11-3 SWC, 1ST)

Head Coach: Johnny Swaim

Date	W/L	Score	Opponent
Dec. 1	L	70-79	at Kansas State
Dec. 5	W	99-89	at Loyola (N.O.)
Dec. 7	L	74-90	Purdue
Dec. 11	L	64-69	Nebraska
Dec. 12	L	58-62	at Oklahoma City
Dec. 18	W	88-75	#Alabama
Dec. 19	L	78-79	#(9) Drake
Dec. 23	W	75-70	Houston Baptist
Dec. 30	L	77-85 (OT)	at Denver
Jan. 2	W	115-94	Lamar
Jan. 11	L	74-85	Denver
Jan. 12	L	69-76 (OT)	Oklahoma City
Jan. 19	W	85-71	*Texas Tech
Jan. 23	W	64-59	*at Texas A&M
Jan. 26	W	93-85	*SMU
Jan. 30	W	76-70	*at Texas
Feb. 2	W	89-87	*at Arkansas
Feb. 6	W	102-87	*Baylor
Feb. 9	L	63-89	*at Rice
Feb. 13	L	65-72	*at Texas Tech
Feb. 16	W	92-86	*Arkansas
Feb. 20	W	102-86	*Rice
Feb. 23	W	94-84	*at Baylor
Feb. 27	W	74-71	*Texas
Mar. 2	W	76-63	*Texas A&M
Mar. 6	L	78-79	*at SMU
Mar. 13	L	94-102	\$Notre Dame

Texas Classic at Tarrant Co. Convention Center
\$ NCAA Pre-Midwest Regional

1973-74 (8-17; 2-12 SWC, 8TH)

Head Coach: Johnny Swaim

Date	W/L	Score	Opponent
Dec. 1	L	77-78	at Oklahoma City
Dec. 4	L	93-109	at North Texas
Dec. 6	L	64-68	Pacific
Dec. 8	W	74-69 (OT)	Oklahoma City
Dec. 12	W	86-67	East Texas State
Dec. 15	W	70-66	Lamar
Dec. 22	W	70-65	Colorado State
Dec. 28	L	74-81	#at Rochester
Dec. 29	L	62-69	#Colgate
Jan. 5	W	93-68	Wayland Baptist
Jan. 8	W	74-64	Houston Baptist
Jan. 15	L	53-104	*at Texas
Jan. 19	W	88-72	*Texas A&M
Jan. 22	L	57-75	*at Baylor
Jan. 26	L	74-86	*Arkansas
Jan. 29	L	74-81	*SMU
Feb. 2	L	64-82	*at Texas Tech
Feb. 5	L	67-73	*Rice
Feb. 9	L	64-82	*at Texas A&M
Feb. 12	W	72-71 (OT)	*Texas
Feb. 16	L	63-71	*Baylor
Feb. 19	L	99-109	*at Arkansas
Feb. 23	L	60-96	*at SMU
Feb. 26	L	66-77	*Texas Tech
Mar. 2	L	72-82	*at Rice

Kodak Classic

1976-77 (3-23; 0-16 SWC, 9TH)

Head Coach: Johnny Swaim

Date	W/L	Score	Opponent
Nov. 27	W	70-61	Mississippi
Nov. 30	W	75-69	at UT-Arlington
Dec. 2	L	53-103	at (5) Kentucky
Dec. 4	L	63-68	at Mississippi
Dec. 7	W	89-62	Houston Baptist
Dec. 11	L	81-85	North Texas
Dec. 23	L	72-116	at Memphis
Jan. 4	L	62-97	*at Baylor
Jan. 8	L	55-66	*SMU
Jan. 10	L	74-90	*Baylor
Jan. 12	L	68-87	*at Texas Tech
Jan. 15	L	74-78	*Houston
Jan. 18	L	45-62	*at (17) Arkansas
Jan. 22	L	66-69	*Rice
Jan. 24	L	82-100	at Tulane
Jan. 26	L	60-79	*at Texas A&M
Jan. 29	L	80-89	*at Texas
Feb. 1	L	69-76	*Texas A&M
Feb. 5	L	84-116	*at SMU
Feb. 8	L	54-72	*Texas Tech
Feb. 10	L	69-81	*Texas
Feb. 12	L	74-114	*at Houston
Feb. 15	L	64-79	*(11) Arkansas
Feb. 19	L	72-93	*at Rice
Feb. 22	L	76-83	at Hardin-Simmons
Feb. 26	L	67-111	\$Houston

\$ 1st Round SWC Postseason Classic II

1968-69 (12-12; 5-9 SWC, T-6TH)

Head Coach: Johnny Swaim

Date	W/L	Score	Opponent
Dec. 2	W	87-84	Oklahoma City
Dec. 5	W	73-58	SW Louisiana
Dec. 10	W	97-83	at Loyola (N.O.)
Dec. 14	L	84-86	at Oklahoma City
Dec. 18	W	89-59	Hawai'i
Dec. 21	W	94-75	Sam Houston State
Dec. 27	W	78-76	#Loyola (N.O.)
Dec. 28	L	81-83	#at UCSB
Dec. 30	L	97-99	at UNLV
Jan. 4	L	78-81	*SMU
Jan. 7	L	59-63	*at Texas
Jan. 10	L	64-68	*Baylor
Jan. 14	L	64-71	*Rice
Jan. 18	L	71-72	*at Texas A&M
Feb. 1	W	85-79	*Arkansas
Feb. 4	W	84-75	at Sam Houston State
Feb. 8	L	49-56	*at Texas Tech
Feb. 11	L	47-63	*at Arkansas
Feb. 15	W	99-79	*Texas Tech
Feb. 18	W	87-84 (OT)	*at SMU
Feb. 22	L	54-64	*Texas
Feb. 25	W	70-66	*at Baylor
Mar. 1	L	88-95	*at Rice
Mar. 4	W	94-71	*Texas A&M

California Winter Classic

1971-72 (15-9; 9-5 SWC, T-3RD)

Head Coach: Johnny Swaim

Date	W/L	Score	Opponent
Dec. 1	W	87-78	at Oklahoma City
Dec. 7	W	95-76	at Lamar
Dec. 9	W	84-79	Wyoming
Dec. 11	W	115-111	Oklahoma City
Dec. 21	L	78-109	at Colorado State
Dec. 23	L	81-119	at (1) UCLA
Dec. 27	L	74-76	#California
Dec. 28	W	93-78	#Northwestern
Dec. 29	L	57-83	#Minnesota
Jan. 7	W	101-85	Tarleton State
Jan. 15	W	95-77	*Arkansas
Jan. 22	L	71-81	*at SMU
Jan. 25	L	74-81	*at Texas A&M
Jan. 29	W	69-55	*Rice
Feb. 1	L	77-93	*at Baylor
Feb. 5	W	88-75	*Texas
Feb. 8	W	85-81	*at Texas Tech
Feb. 12	W	98-90	*at Arkansas
Feb. 15	W	93-84	*SMU
Feb. 19	L	67-75	*Texas A&M
Feb. 22	W	75-68	*at Rice
Feb. 26	W	95-84	*Baylor
Feb. 29	W	89-88	*Texas Tech
Mar. 4	L	65-72	*at Texas

Rainbow Classic

1974-75 (9-16; 4-10 SWC, T-6TH)

Head Coach: Johnny Swaim

Date	W/L	Score	Opponent
Nov. 30	W	70-68	UT-Pan American
Dec. 2	L	91-95	at Oklahoma City
Dec. 7	W	115-113 (2OT)	Oklahoma City
Dec. 10	W	90-87	at Lamar
Dec. 14	L	90-91	at Iowa State
Dec. 21	L	61-73	Florida
Dec. 27	L	86-99	#at San Francisco
Dec. 28	L	60-68	#Gonzaga
Jan. 2	W	98-61	Houston Baptist
Jan. 7	L	74-75	Hardin-Simmons
Jan. 11	W	69-62	Hawai'i
Jan. 21	W	73-65	*Baylor
Jan. 25	L	69-81	*at Texas A&M
Jan. 28	W	74-72 (OT)	*Texas
Feb. 1	L	78-81 (OT)	*Texas Tech
Feb. 4	L	67-88	*at Rice
Feb. 8	L	67-88	*at SMU
Feb. 11	L	61-70	*Arkansas
Feb. 15	W	84-64	*SMU
Feb. 18	L	57-81	*at Arkansas
Feb. 22	L	64-81	*at Baylor
Feb. 25	L	62-63	*at Texas
Mar. 1	L	81-94	*Texas A&M
Mar. 4	W	89-61	*Rice
Mar. 8	L	78-103	*at Texas Tech

San Francisco Classic

1977-78 (4-22; 2-14 SWC, T-8TH)

Head Coach: Tim Somerville

Date	W/L	Score	Opponent
Nov. 25	L	62-125	#at Clemson
Nov. 26	L	64-78	#Ohio University
Nov. 29	L	78-80	UT-Arlington
Dec. 3	W	67-53	Wayland Baptist
Dec. 10	L	46-73	North Texas
Dec. 22	L	61-89	+Idaho State
Dec. 23	L	43-69	+Boise State
Dec. 30	L	76-77 (2OT)	Texas Lutheran
Jan. 3	W	66-48	San Diego State
Jan. 5	L	41-90	*Texas
Jan. 7	L	65-68	*SMU
Jan. 9	L	56-68	*at Texas Tech
Jan. 14	L	63-79	*Houston
Jan. 21	L	35-43	*at (6) Arkansas
Jan. 23	L	58-66	*at Rice
Jan. 25	W	66-59	*Texas A&M
Jan. 28	L	53-77	*at Baylor
Jan. 30	L	55-58	*Texas Tech
Feb. 1	L	55-93	*at Houston
Feb. 4	L	50-87	*at (12) Texas
Feb. 11	L	57-87	*(2) Arkansas
Feb. 13	W	57-54	*Rice
Feb. 15	L	72-88	*at Texas A&M
Feb. 18	L	53-83	*at SMU
Feb. 21	L	52-60	*Baylor
Feb. 25	L	42-84	\$(4) at Arkansas

IPTAY Invitational Tournament
+ Wolf Pack Classic
\$ 1st Round SWC Postseason Classic III

1969-70 (10-14; 8-6 SWC, T-3RD)

Head Coach: Johnny Swaim

Date	W/L	Score	Opponent
Dec. 1	L	85-96	at Oklahoma City
Dec. 6	W	83-63	Loyola (N.O.)
Dec. 9	L	70-83	at SW Louisiana
Dec. 13	W	79-61	Oklahoma City
Dec. 19	L	65-75	#Kansas State
Dec. 20	L	59-69	#Oklahoma State
Dec. 23	L	58-69	at Centenary
Dec. 29	L	80-89	Ohio State
Jan. 3	L	63-75	at Southern Illinois
Jan. 12	L	76-80	Xavier
Jan. 17	L	84-86	*at SMU
Jan. 20	W	97-88	*Rice
Jan. 24	W	81-73	*Texas Tech
Jan. 27	W	82-68	*at Arkansas
Jan. 31	W	90-71	*Baylor
Feb. 3	W	80-55	*Texas
Feb. 7	W	84-72	*at Texas A&M
Feb. 10	L	60-75	*at Texas Tech
Feb. 14	L	73-77	*Texas A&M
Feb. 17	L	84-93	*at Texas
Feb. 21	L	81-92	*at Baylor
Feb. 24	W	102-93	*SMU
Feb. 28	L	73-82	*at Rice
Mar. 3	W	97-95	*Arkansas

Texas Classic at Tarrant Co. Convention Center

1972-73 (4-21; 2-12 SWC, T-7TH)

Head Coach: Johnny Swaim

Date	W/L	Score	Opponent
Dec. 2	L	75-87	Oklahoma City
Dec. 6	W	73-66	Lamar
Dec. 9	L	70-101	at Purdue
Dec. 11	L	58-72	at Nebraska
Dec. 16	L	65-106	at Oklahoma City
Dec. 27	L	53-54	#Wyoming
Dec. 28	L	68-83	#Baylor
Dec. 29	L	61-74	#Columbia
Jan. 6	L	53-67	North Texas
Jan. 11	W	78-76	Hawai'i
Jan. 13	L	73-83	*at Rice
Jan. 16	L	93-94 (OT)	Houston Baptist
Jan. 20	L	65-87	*Texas Tech
Jan. 23	L	71-104	*at SMU
Jan. 27	L	75-90	*at Arkansas
Jan. 30	L	76-82 (OT)	*Baylor
Feb. 3	L	73-92	*at Texas A&M
Feb. 6	L	62-69	*Texas
Feb. 10	W	72-71	*Rice
Feb. 13	L	64-74	*at Texas Tech
Feb. 17	W	80-76	*SMU
Feb. 20	L	94-96 (OT)	*Arkansas
Feb. 24	L	73-80 (OT)	*at Baylor
Feb. 27	L	69-89	*at Texas
Mar. 3	L	82-95	*Texas A&M

Far West Classic

1975-76 (11-16; 6-10 SWC, 7TH)

Head Coach: Johnny Swaim

Date	W/L	Score	Opponent
Nov. 29	L	68-75	UT-Pan American
Dec. 1	L	60-78	at Oklahoma City



YEAR-BY-YEAR RESULTS

1978-79 (6-21; 1-15 SWC, 9TH)

Head Coach: Tim Somerville

Date	W/L	Score	Opponent
Nov. 25	W	88-42	St. Edward's
Nov. 27	L	64-71	College of Santa Fe
Nov. 29	L	71-83	at UT-Arlington
Nov. 20	W	97-55	Trinity
Dec. 7	L	68-70	Wayland Baptist
Dec. 9	L	79-83	North Texas
Dec. 16	L	65-69	at Robert Morris
Dec. 29	W	63-34	San Diego State
Dec. 30	W	70-55	Robert Morris
Jan. 2	W	106-64	Roosevelt
Jan. 4	L	63-92	*at Texas
Jan. 6	L	77-96	*at SMU
Jan. 8	L	75-99	*Texas Tech
Jan. 13	L	66-95	*at Houston
Jan. 20	L	51-90	*(11) Arkansas
Jan. 22	L	56-59	*Rice
Jan. 24	L	43-57	*at (14) Texas A&M
Jan. 27	L	69-77	*Baylor
Jan. 29	L	71-91	*at Texas Tech
Jan. 31	W	77-71	*Houston
Feb. 3	L	60-73	*(12) Texas
Feb. 10	L	65-108	*at (10) Arkansas
Feb. 12	L	80-84	*at Rice
Feb. 14	L	56-61	*Texas A&M
Feb. 17	L	72-109	*at Baylor
Feb. 20	L	77-89	*SMU
Feb. 24	L	78-104	Sat Baylor

\$ 1st Round SWC Postseason Classic IV

1979-80 (7-19; 2-14 SWC, 9TH)

Head Coach: Jim Killingsworth

Date	W/L	Score	Opponent
Dec. 1	W	103-98	UT-Arlington
Dec. 8	L	79-84	at North Texas
Dec. 10	L	64-79	Illinois
Dec. 17	W	84-77	Oregon Tech
Dec. 19	W	99-82	Georgia State
Dec. 21	L	48-83	#at Fresno State
Dec. 22	W	88-76	#Georgia State
Dec. 29	W	89-71	NE Missouri State
Jan. 3	L	63-69	*Texas A&M
Jan. 5	L	47-57	*at Rice
Jan. 8	L	58-70	*Arkansas
Jan. 12	L	65-84	*Texas Tech
Jan. 13	L	68-85	Notre Dame
Jan. 15	L	65-95	*at Texas
Jan. 19	W	92-89	*at SMU
Jan. 22	W	71-69	*Houston
Jan. 28	L	73-85	*at Baylor
Jan. 30	L	59-60	*Rice
Feb. 2	L	42-57	*at Texas Tech
Feb. 4	L	47-74	*at Arkansas
Feb. 6	L	62-90	*Texas
Feb. 9	L	57-76	*SMU
Feb. 12	L	59-87	*at Houston
Feb. 19	L	48-87	*at Texas A&M
Feb. 22	L	59-67	*Baylor
Feb. 25	L	52-71	Sat Texas Tech

Sun Met Classic

\$ 1st Round SWC Postseason Classic V

1980-81 (11-18; 6-10 SWC, 8TH)

Head Coach: Jim Killingsworth

Date	W/L	Score	Opponent
Nov. 28	L	52-53	Westmont College
Nov. 29	L	80-91	UT-Arlington
Dec. 1	W	74-62	Pacific
Dec. 4	L	63-79	at (13) Notre Dame
Dec. 6	L	55-87	at Illinois
Dec. 9	L	75-76	North Texas
Dec. 22	L	63-67 (OT)	#West Texas St.
Dec. 23	W	73-60	#Oklahoma City
Dec. 29	L	69-76	&at New Mexico
Dec. 30	W	57-47	&Xavier
Jan. 3	W	56-51	(11) Texas A&M
Jan. 6	L	51-57	*Rice
Jan. 10	L	51-85	*at Arkansas
Jan. 13	L	54-57	*at Texas Tech
Jan. 17	W	66-64	*Texas
Jan. 20	W	52-43	*SMU
Jan. 24	L	59-68	*at Houston
Jan. 28	W	58-50	*Baylor
Jan. 31	L	54-58	*at Rice
Feb. 3	L	60-70 (OT)	*Texas Tech
Feb. 7	L	48-63	*Arkansas
Feb. 10	L	84-88	*at Texas
Feb. 14	W	52-44	*at SMU
Feb. 17	W	78-77 (4OT)	*Houston
Feb. 24	L	57-59	*Texas A&M
Feb. 28	L	62-68	*at Baylor
Mar. 2	W	62-60	+at Texas A&M
Mar. 5	W	56-47	\$Baylor
Mar. 6	L	53-73	\$Houston

Rebel Roundup

& Lobo Invitational

\$ SWC Postseason Classic VI

1981-82 (16-13; 9-7 SWC, T-4TH)

Head Coach: Jim Killingsworth

Date	W/L	Score	Opponent
Nov. 28	W	82-79	at UT-Arlington
Nov. 30	W	54-52	NE Missouri State
Dec. 5	L	71-74	at Pacific
Dec. 8	W	78-73	at North Texas
Dec. 11	L	62-72	#(14) at Tulsa
Dec. 12	L	67-69 (OT)	#Connecticut
Dec. 14	W	72-63	Iowa State
Dec. 22	W	55-51	UT-San Antonio
Dec. 28	L	63-78	+at Santa Clara
Dec. 29	L	49-54	+Penn State
Jan. 5	L	54-60	*Texas A&M
Jan. 9	W	65-64	*at Rice
Jan. 13	L	59-62	*(9) Arkansas
Jan. 16	W	67-58	*Texas Tech
Jan. 18	L	89-105	*at (19) Texas
Jan. 23	W	63-61	*at SMU
Jan. 26	W	83-82	*Houston
Feb. 1	W	83-80	*at Baylor
Feb. 3	W	58-57	*Rice
Feb. 6	L	65-71	*at Texas Tech
Feb. 8	L	69-79	*at (14) Arkansas
Feb. 10	W	81-69	*Texas
Feb. 13	W	85-60	*SMU
Feb. 16	L	65-74	*at Houston
Feb. 23	L	74-83	*at Texas A&M
Feb. 27	W	70-54	*Baylor
Mar. 1	W	54-46	SSMU
Mar. 4	W	67-61	\$Texas Tech
Mar. 5	L	70-80	\$(14) Arkansas

Oil Capital Classic

+ Cable Car Classic

\$ SWC Postseason Classic VII

1982-83 (23-11; 9-7 SWC, T-4TH)

Coach: Jim Killingsworth

Date	W/L	Score	Opponent
Nov. 27	W	76-70	UT-Arlington
Nov. 29	W	65-56	at UT-San Antonio
Dec. 2	W	91-63	Sienna Heights College
Dec. 4	L	74-92	at Long Beach State
Dec. 7	W	64-58	North Texas
Dec. 9	W	82-57	Biscayne College
Dec. 11	W	54-51	Texas Wesleyan
Dec. 18	W	74-66	at Iowa State
Dec. 21	W	77-52	Colorado
Dec. 28	W	90-82	#Ildaho State
Dec. 29	L	59-84	#at Utah State
Jan. 3	W	70-54	*at Texas
Jan. 8	W	59-57	*Texas Tech
Jan. 12	L	51-54	*(16) Houston
Jan. 15	W	57-48	*at Rice
Jan. 19	L	55-69	*at (4) Arkansas
Jan. 22	W	55-45	*Baylor
Jan. 25	W	67-50	*Texas A&M
Jan. 29	W	68-67	*at SMU
Feb. 5	W	82-48	*Texas
Feb. 9	L	61-67	*at Texas Tech
Feb. 12	L	66-74	*at (6) Houston
Feb. 16	W	72-50	*Rice
Feb. 19	L	56-64	*(7) Arkansas
Feb. 21	W	51-47	*at Baylor
Feb. 26	L	58-60 (OT)	*at Texas A&M
Mar. 2	L	56-61	*SMU
Mar. 7	W	74-49	+Rice
Mar. 10	W	65-53	\$Texas A&M
Mar. 11	W	61-59 (OT)	\$(6) Arkansas
Mar. 12	L	59-62	\$(1) Houston
Mar. 16	W	78-62	@Tulsa
Mar. 21	W	78-76	@at Arizona State
Mar. 24	L	57-67	@at Nebraska

Big Blue Classic

+ 1st Round of SWC Postseason Classic

\$ SWC Postseason Classic VIII

@ NIT

1983-84 (11-17; 4-12 SWC, T-7TH)

Head Coach: Jim Killingsworth

Date	W/L	Score	Opponent
Nov. 26	W	75-61	UT-Arlington
Nov. 29	W	82-81 (2OT)	Southwestern
Dec. 1	W	35-26	East Texas State
Dec. 3	L	64-67	UT-San Antonio
Dec. 6	L	65-66	at North Texas
Dec. 9	W	53-52	#Ildaho State
Dec. 10	L	67-90	#at Marshall
Dec. 17	W	79-44	Long Beach State
Dec. 20	W	96-57	California Baptist
Dec. 23	W	74-55	Texas Lutheran
Dec. 27	L	65-70	at Colorado
Jan. 4	L	60-79	*at Texas Tech
Jan. 7	L	67-81	*(7) at Houston
Jan. 11	L	42-43	*Rice
Jan. 14	L	62-70	*Arkansas
Jan. 18	W	76-54	*at Baylor
Jan. 21	L	62-68	*at Texas A&M
Jan. 26	L	59-61	*SMU
Feb. 1	W	60-53	*at Texas
Feb. 4	L	45-47	*Texas Tech
Feb. 9	L	60-76	*(5) Houston
Feb. 11	L	37-56	*at Rice
Feb. 15	L	48-55	*(14) at Arkansas
Feb. 18	W	73-67 (OT)	*Baylor
Feb. 22	L	65-67 (2OT)	*Texas A&M
Feb. 25	L	65-73	*at SMU
Mar. 3	W	78-70	*Texas
Mar. 6	L	52-64	\$Rice

Marshall Memorial Invitational

\$ SWC Postseason Classic IX

1984-85 (16-12; 8-8 SWC, T-5TH)

Head Coach: Jim Killingsworth

Date	W/L	Score	Opponent
Nov. 24	W	112-71	St. Edward's
Nov. 29	W	100-41	St. Thomas
Dec. 1	W	71-57	John Brown
Dec. 4	W	76-58	North Texas
Dec. 8	L	74-76 (OT)	at UT-San Antonio
Dec. 15	W	71-60	Oklahoma City
Dec. 18	W	58-42	Campbell
Dec. 21	L	64-66 (OT)	#Mississippi
Dec. 22	W	81-71	*Niagara
Dec. 28	W	72-70	+at San Diego State
Dec. 29	L	75-92	+Boston College
Jan. 3	L	73-83	*Houston
Jan. 5	L	62-63	*at Rice
Jan. 9	L	59-67	*at Arkansas
Jan. 12	W	84-68	*Baylor
Jan. 16	L	60-65 (OT)	*Texas A&M
Jan. 19	L	70-74	*(3) at SMU
Jan. 26	W	53-45	*Texas
Jan. 29	W	48-47	*at Texas Tech
Feb. 1	W	85-80	*at Houston
Feb. 6	L	61-62	*Rice
Feb. 9	W	72-66 (OT)	*Arkansas
Feb. 13	W	81-70	*at Baylor
Feb. 16	L	60-67	*at Texas A&M
Feb. 20	W	72-64	*(9) SMU
Feb. 27	W	54-52	*at Texas
Mar. 2	L	53-61	*at Texas Tech
Mar. 8	L	52-54	\$Texas A&M

Gator Bowl Invitational

+ Cabrillo Classic

\$ SWC Postseason Classic X

1985-86 (22-9; 12-4 SWC, T-1ST)

Head Coach: Jim Killingsworth

Date	W/L	Score	Opponent
Nov. 23	W	89-43	McMurry
Nov. 26	W	87-46	Howard Payne
Nov. 30	W	78-49	Colorado State
Dec. 6	W	63-50	#BYU
Dec. 7	L	68-71	#Arizona State
Dec. 10	L	55-56	North Texas
Dec. 14	W	94-61	Texas Lutheran
Dec. 21	W	74-59	Drake
Dec. 23	W	85-50	Long Beach State
Dec. 27	L	62-69	+(14) UAB
Dec. 28	W	81-64	+Ball State
Jan. 2	W	66-64	*Rice
Jan. 4	W	71-62	*Arkansas
Jan. 8	W	64-48	*at Baylor
Jan. 11	L	60-64	*at Texas A&M
Jan. 15	W	63-54	*SMU
Jan. 22	L	54-56	*at Texas
Jan. 25	W	63-55	*Texas Tech
Jan. 29	W	53-49	*Houston
Feb. 1	W	69-48	*at Rice
Feb. 5	W	73-71 (2OT)	*at Arkansas
Feb. 8	W	67-47	*Baylor
Feb. 12	W	70-53	*Texas A&M
Feb. 15	W	76-54	*at SMU
Feb. 22	W	55-54	*Texas
Feb. 26	L	52-62	*at Texas Tech
Mar. 1	L	83-85 (OT)	*at Houston
Mar. 7	W	78-59	\$Rice
Mar. 8	L	67-71	\$Texas Tech
Mar. 11	W	76-69	&at Montana
Mar. 17	L	75-77	&at Florida

Kactus Klassic

+ Holiday Classic

\$ SWC Postseason Classic XI

& NIT

YEAR-BY-YEAR RESULTS

1986-87 (24-7; 14-2 SWC, 1ST)

Head Coach: Jim Killingsworth

Date	W/L	Score	Opponent
Nov. 21	W	83-74	at LSU
Nov. 24	L	90-96	at W. Kentucky
Dec. 1	L	72-83	at Lamar
Dec. 3	W	92-85	North Texas
Dec. 6	W	80-77	at Colorado State
Dec. 8	W	71-65	Tulsa
Dec. 12	L	48-56	at Fullerton State
Dec. 13	W	96-78	#Arizona State
Dec. 20	W	66-47	Michigan State
Dec. 23	W	88-72	Long Beach State
Dec. 26	W	92-61	+Oklahoma State
Dec. 27	W	95-82	+(6) Oklahoma
Jan. 3	W	80-77	*at Arkansas
Jan. 7	W	71-56	*Baylor
Jan. 10	W	55-54	*Texas A&M
Jan. 14	W	57-53	*at SMU
Jan. 19	W	52-37	*Texas
Jan. 21	W	48-43	*at Texas Tech
Jan. 24	W	62-56	*at Houston
Jan. 28	W	64-38	*Rice
Jan. 31	W	73-66	*Arkansas
Feb. 4	L	63-66	*at Baylor
Feb. 8	W	55-50	*at Texas A&M
Feb. 12	W	69-50	*SMU
Feb. 18	W	70-54	*at Texas
Feb. 21	W	52-44	*Texas Tech
Feb. 25	L	65-84	*Houston
Feb. 28	W	85-69	*at Rice
Mar. 6	L	70-81	\$Texas A&M
Mar. 12	W	76-60	%Marshall
Mar. 14	L	57-58	%(18) Notre Dame

! Coca-Cola NIT
Cougar Classic
+ All-College Tournament
\$ SWC Postseason Classic XVI
% NCAA East Region

1987-88 (9-19; 3-13 SWC, T-8TH)

Coach: Moe Iba

Date	W/L	Score	Opponent
Nov. 30	W	61-46	Sam Houston State
Dec. 2	W	65-50	Idaho State
Dec. 4	W	61-59	#Fordham
Dec. 5	L	58-87	#at (3) Syracuse
Dec. 9	L	54-79	at North Texas
Dec. 12	L	52-69	at Michigan State
Dec. 20	W	72-70 (OT)	at Tulsa
Dec. 23	W	65-56	Grambling
Dec. 26	L	49-63	+Oregon State
Dec. 27	W	66-64	+Northwestern
Dec. 28	L	65-67	+at Portland
Jan. 6	L	61-75	*Baylor
Jan. 9	L	53-96	*at Arkansas
Jan. 13	L	69-74	*at Rice
Jan. 17	L	57-77	*Houston
Jan. 20	W	55-52	*Texas Tech
Jan. 23	L	56-74	*at Texas
Jan. 30	L	48-51	*SMU
Feb. 3	L	67-72	*at Texas A&M
Feb. 6	W	61-59	*at Baylor
Feb. 10	L	61-63	*Arkansas
Feb. 13	W	73-58	*Rice
Feb. 17	L	47-66	*at Houston
Feb. 20	L	58-68 (OT)	*at Texas Tech
Feb. 24	L	55-69	*Texas
Mar. 2	L	54-87	*at SMU
Mar. 5	L	60-66	*Texas A&M
Mar. 11	L	74-86	\$SMU

Carrier Classic
+ Far West Classic
\$ SWC Postseason Classic XIII

1988-89 (17-13; 9-7 SWC, 3RD)

Head Coach: Moe Iba

Date	W/L	Score	Opponent
Nov. 21	W	100-67	Simon Fraser
Nov. 25	L	67-74	#Maryland
Nov. 26	L	75-83	#at UC-Irvine
Nov. 30	W	66-60	Centenary
Dec. 3	W	72-68	at UT-San Antonio
Dec. 5	W	75-57	Montana State
Dec. 10	W	63-60	Lamar
Dec. 17	W	66-65	Mississippi State
Dec. 19	W	64-50	Northern Arizona
Dec. 23	L	59-70	at Idaho State
Dec. 28	L	78-103	Texas Southern
Dec. 30	L	74-80	at East Carolina
Jan. 4	W	58-51	*at Texas A&M
Jan. 7	W	66-53	*at Baylor
Jan. 11	W	51-45	*Arkansas
Jan. 15	W	70-64	*Rice
Jan. 18	W	55-54	*at Houston
Jan. 22	W	57-56	*at Texas Tech
Jan. 25	L	84-94	*Texas
Feb. 1	L	57-68	*at SMU
Feb. 4	L	59-64	*Texas A&M
Feb. 8	W	75-45	*Baylor
Feb. 11	L	60-100	*at Arkansas
Feb. 15	L	67-77	*at Rice
Feb. 18	W	82-66	*Houston
Feb. 22	L	54-58 (OT)	*Texas Tech
Feb. 25	L	82-107	*at Texas
Mar. 4	W	62-57	*SMU
Mar. 10	W	84-68	\$Texas Tech
Mar. 11	L	89-93 (OT)	\$Texas

Western Digital Freedom Bowl Classic

\$ SWC Postseason Classic XIV

1989-90 (16-13; 9-7 SWC, 4TH)

Head Coach: Moe Iba

Date	W/L	Score	Opponent
Nov. 17	W	99-35	Simon Fraser
Nov. 24	W	83-63	at Tulane
Nov. 27	L	64-74	UT-San Antonio
Dec. 1	L	72-77	#Georgia
Dec. 2	W	90-75	#Mississippi Valley St.
Dec. 9	W	95-66	Lamar
Dec. 11	L	69-70	at San Jose State
Dec. 21	L	62-76	at Montana State
Dec. 28	W	84-59	Prairie View A&M
Dec. 30	W	77-55	East Carolina
Jan. 3	W	63-61	*at SMU
Jan. 6	L	71-72	*Texas A&M
Jan. 10	L	80-83	*Texas
Jan. 13	L	79-93	*at (12) Arkansas
Jan. 17	L	64-66 (OT)	*at Rice
Jan. 20	W	89-73	*Houston
Jan. 24	W	62-52	*Texas Tech
Jan. 27	L	60-63	*at Baylor
Jan. 29	W	88-69	Northern Arizona
Feb. 3	W	83-43	*SMU
Feb. 7	W	72-67	*at Texas A&M
Feb. 11	L	77-85	*at Texas
Feb. 14	W	81-79	*(8) Arkansas
Feb. 17	W	67-55	*Rice
Feb. 21	L	62-82	*at Houston
Feb. 25	W	90-68	*at Texas Tech
Feb. 28	W	62-56	*Baylor
Mar. 3	L	60-64	at Mississippi State
Mar. 9	L	62-72	\$Baylor

Western Kentucky Invitational

\$ SWC Postseason Classic XV

1990-91 (18-10; 9-7 SWC, T-4TH)

Head Coach: Moe Iba

Date	W/L	Score	Opponent
Nov. 23	L	71-82	#Louisiana Tech
Nov. 24	W	107-59	#Nicholls State
Nov. 26	W	66-49	San Jose State
Nov. 28	W	72-58	Arkansas-Little Rock
Dec. 1	W	92-55	LIU-Brooklyn
Dec. 5	W	81-79	Tulane
Dec. 12	W	70-51	at Northern Arizona
Dec. 15	W	89-82	Centenary
Dec. 22	L	60-66	at Pacific
Jan. 2	W	86-80 (OT)	Western Kentucky
Jan. 5	W	63-59	*SMU
Jan. 9	W	80-72	*at Texas A&M
Jan. 12	W	68-65	*at Baylor
Jan. 15	L	73-93	*(2) Arkansas
Jan. 19	W	78-68	*Rice
Jan. 23	L	88-91 (OT)	*at Houston
Jan. 26	L	49-90	*at Texas
Jan. 30	W	72-66	*Texas Tech
Feb. 2	W	79-69	at Drake
Feb. 5	L	57-71	*at SMU
Feb. 9	W	71-69	*Texas A&M
Feb. 13	L	75-77 (OT)	*Baylor
Feb. 16	L	61-97	*at (3) Arkansas
Feb. 19	L	57-69	*at Rice
Feb. 23	W	75-74	*Houston
Feb. 27	W	78-70	*Texas
Mar. 2	W	59-55	*at Texas Tech
Mar. 8	L	57-76	\$Rice

Century Cellunet Classic

\$ SWC Postseason Classic XVI

1991-92 (23-11; 9-5 SWC, 3RD)

Head Coach: Moe Iba

Date	W/L	Score	Opponent
Nov. 22	W	90-82	#SE Louisiana
Nov. 23	W	74-72	#at Centenary
Nov. 26	W	94-81	Tulsa
Nov. 29	W	53-52	+Iowa State
Nov. 30	W	73-59	+Tennessee
Dec. 1	W	55-48	+Eastern Kentucky
Dec. 11	W	66-61	Pacific
Dec. 14	L	72-89	at Syracuse
Dec. 27	L	93-67	!Coastal Carolina
Dec. 28	L	73-78	!(14) Oklahoma
Dec. 30	W	96-66	San Francisco
Jan. 4	L	67-76	at USF
Jan. 7	W	83-71	*Texas A&M
Jan. 11	W	84-69	Arkansas-Little Rock
Jan. 15	W	73-62	*at SMU
Jan. 18	W	80-76	*Texas
Jan. 21	L	63-64	*Baylor
Jan. 25	W	77-49	USF
Jan. 28	W	76-50	*at Rice
Feb. 1	W	67-54	*Houston
Feb. 5	L	57-63	*Texas Tech
Feb. 8	W	73-54	*at Texas A&M
Feb. 12	L	69-89	Saint Louis
Feb. 15	W	70-59	*SMU
Feb. 19	L	77-99	*at Texas
Feb. 22	W	73-63	*at Baylor
Feb. 26	W	88-69	Saint Louis
Feb. 29	W	64-59	*Rice
Mar. 3	L	44-50	*at Houston
Mar. 7	L	67-76	*at Texas Tech
Mar. 13	W	62-55	\$Baylor
Mar. 14	L	84-87 (2OT)	\$Houston
Mar. 19	W	73-61	%Long Beach State
Mar. 23	L	51-67	%at Purdue

Century Cellunet Classic

+ San Juan Shootout

! All-College Tournament

\$ SWC Postseason Classic XVII

% NIT

1992-93 (6-22; 2-12 SWC, 8TH)

Head Coach: Moe Iba

Date	W/L	Score	Opponent
Dec. 1	W	64-50	Louisiana Tech
Dec. 4	L	42-67	+Manhattan
Dec. 5	L	85-87 (OT)	+N. Carolina A&T
Dec. 7	L	85-100	Centenary
Dec. 11	W	75-67 (2OT)	#Tenn.-Martin
Dec. 12	L	55-76	#at Arkansas State
Dec. 22	L	47-65	Oklahoma State
Dec. 29	L	49-66	at Louisiana Tech
Jan. 2	L	62-70	at San Francisco
Jan. 13	L	57-79	*at Baylor
Jan. 16	L	65-84	*at Rice
Jan. 18	W	66-63	Hofstra
Jan. 20	L	65-79	*SMU
Jan. 23	L	58-60	*Texas A&M
Jan. 27	L	66-88	at Tulsa
Jan. 30	L	83-89	*at Texas Tech
Feb. 3	W	83-77	*Texas
Feb. 6	W	68-66	*Houston
Feb. 10	L	55-67	*Baylor
Feb. 13	L	50-68	*Rice
Feb. 16	L	53-60	*at SMU
Feb. 20	L	56-69	*at Texas A&M
Feb. 24	L	68-79	at DePaul
Feb. 27	L	77-87	*Texas Tech
Mar. 3	L	84-102	*at Texas
Mar. 6	L	66-86	*at Houston
Mar. 12	W	72-71	*SMU
Mar. 13	L	59-76	\$Texas Tech

+ First Bank Classic

Runnin' Joe Classic

\$ SWC Postseason Classic XVIII

1993-94 (7-20; 3-11 SWC, T-7TH)

Head Coach: Moe Iba

Date	W/L	Score	Opponent
Dec. 3	L	71-84	+Drexel
Dec. 4	L	82-85	+North Carolina A&T
Dec. 7	W	65-56 (OT)	Middle Tenn. St.
Dec. 9	L	67-89	at (15) Oklahoma St.
Dec. 21	L	69-93	DePaul
Dec. 23	W	92-74	Louisiana Tech
Dec. 27	L	65-81	#(13) Indiana
Dec. 28	L	43-48	#Princeton
Jan. 3	W	73-53	at Louisiana Tech
Jan. 6	L	73-76	Oral Roberts
Jan. 9	L	65-69	Virginia Tech
Jan. 12	W	87-76	*at Houston
Jan. 15	L	73-80	*Baylor
Jan. 19	L	76-102	*Rice
Jan. 22	W	89-75	*at SMU
Jan. 25	L	64-80	*at Texas A&M
Feb. 2	L	69-71	*Texas Tech
Feb. 5	L	73-95	*at Texas
Feb. 8	W	95-86	*Houston
Feb. 12	L	75-82	*at Baylor
Feb. 16	L	65-84	*at Rice
Feb. 19	L	64-65	*SMU
Feb. 23	L	60-86	*Texas A&M
Feb. 26	W	89-84	at Oral Roberts
Mar. 2	L	90-94	*at Texas Tech
Mar. 5	L	78-111	*Texas
Mar. 10	L	75-96	\$(25) Texas

+ Independent Mortgage Classic

NBD/Hoosier Classic

\$ SWC Postseason Classic XIX



YEAR-BY-YEAR RESULTS

1994-95 (16-11; 8-6 SWC, T-3RD)

Head Coach: Billy Tubbs

Date	W/L	Score	Opponent
Nov. 30	W	119-78	Midwestern State
Dec. 3	W	120-105	Illinois-Chicago
Dec. 7	W	92-82	Louisiana Tech
Dec. 10	L	84-98	at Virginia Tech
Dec. 17	L	73-79	at Louisiana Tech
Dec. 19	W	111-94	Sam Houston State
Dec. 21	W	100-78	at Middle Tennessee St.
Dec. 28	L	64-83	#Alabama
Dec. 29	W	66-64	#Columbia
Jan. 4	W	91-82	Fairfield
Jan. 6	L	95-107	+Tulsa
Jan. 7	W	115-88	+Alabama State
Jan. 10	W	102-98	*Texas
Jan. 14	W	106-92	*Houston
Jan. 18	L	90-98	*at Baylor
Jan. 22	W	102-93	*at Rice
Jan. 25	W	113-101	*SMU
Jan. 28	W	72-71	*Texas A&M
Feb. 4	L	88-107	*at Texas Tech
Feb. 8	L	99-111	*at Texas
Feb. 11	W	106-95	*at Houston
Feb. 14	L	104-111	*Baylor
Feb. 18	L	73-74	*Rice
Feb. 21	W	79-75	*at SMU
Feb. 25	L	80-85	*at Texas A&M
Mar. 4	W	108-106	*Texas Tech
Mar. 9	L	77-80	\$Houston

Otis Spunkmeyer Basketball Classic
+ All-College Tournament
\$ SWC Postseason Classic

1995-96 (16-14; 6-8 SWC, 4TH)

Head Coach: Billy Tubbs

Date	W/L	Score	Opponent
Nov. 22	L	76-102	#(6) Connecticut
Nov. 24	L	68-86	#Ohio
Nov. 25	L	78-89	at #Alaska-Anchorage
Nov. 30	W	86-83	Middle Tennessee St.
Dec. 2	W	103-74	Howard
Dec. 6	W	93-81	Centenary
Dec. 9	W	95-92	SE Louisiana
Dec. 16	W	69-88	Purdue***
Dec. 19	W	77-67	North Texas
Dec. 22	W	89-86	Coppin State
Dec. 28	L	92-93 (2OT)	&St. Joseph's
Dec. 29	W	93-74	&New Hampshire
Jan. 3	W	124-78	Alaska-Anchorage
Jan. 7	W	98-96 (3OT)	Montana State
Jan. 10	L	86-90	*Texas Tech
Jan. 13	L	88-103	*at Texas
Jan. 17	L	86-90	*at Houston
Jan. 20	L	80-124	at (2) Kentucky
Jan. 22	W	80-71	*Rice
Jan. 27	L	83-87 (OT)	*at SMU
Jan. 31	W	80-76	*Texas A&M
Feb. 7	L	70-85	*(13) at Texas Tech
Feb. 11	L	81-102	*Texas
Feb. 14	L	82-86	*Houston
Feb. 17	L	70-72	*at Baylor
Feb. 21	W	70-67	*at Rice
Feb. 24	W	87-79	*SMU
Feb. 26	W	91-89	*at Texas A&M
Mar. 2	W	77-75	*Baylor
Mar. 7	L	67-78	\$Rice

Cars Great Alaska Shootout
& Seton Hall/Meadowlands Tournament
\$ Dr Pepper SWC Postseason Classic
*** Forfeit win

1996-97 (22-13; 7-9 WAC) (2ND MOUNTAIN DIVISION)

Head Coach: Billy Tubbs

Date	W/L	Score	Opponent
Nov. 23	W	93-74	McNeese State
Nov. 25	W	118-87	Centenary
Nov. 29	L	67-73	#Illinois
Nov. 30	W	89-76	#Montana State
Dec. 1	W	86-66	#Auburn
Dec. 7	W	79-76	Louisiana Tech
Dec. 12	W	81-80	Boston University
Dec. 14	W	93-89	Texas Tech
Dec. 23	W	107-76	UT-Arlington
Dec. 27	L	81-94	SVCU
Dec. 28	W	88-66	\$Sam Houston State
Dec. 30	W	97-69	Purdue
Jan. 3	W	80-68	Liberty
Jan. 6	L	91-98	*UNLV
Jan. 9	L	64-79	*at New Mexico
Jan. 11	L	66-73	*at UTEP
Jan. 16	W	101-61	*BYU
Jan. 18	L	77-81	*Utah
Jan. 25	W	87-63	*at SMU
Jan. 30	L	80-82	*at Rice
Feb. 1	L	79-96	*at Tulsa
Feb. 6	W	77-55	*UTEP
Feb. 8	W	80-59	*New Mexico
Feb. 13	W	92-80	*at BYU
Feb. 15	L	91-94	*at Utah
Feb. 19	W	79-71	*SMU
Feb. 22	L	72-82	*at UNLV
Feb. 27	L	84-128	*Tulsa
Mar. 1	W	85-79	*Rice
Mar. 4	W	72-61	%Wyoming
Mar. 6	W	106-81	%Fresno State
Mar. 7	W	64-59	%Tulsa
Mar. 8	L	68-89	%Utah
Mar. 12	W	85-62	^UAB
Mar. 18	L	72-82	^at Notre Dame

Big Island Invitational
\$ Cessna Classic
% WAC Tournament
^ NIT

1997-98 (27-6; 14-0 WAC) (1ST PACIFIC DIVISION)

Head Coach: Billy Tubbs

Date	W/L	Score	Opponent
Nov. 16	W	78-67	SW Missouri State
Nov. 22	W	105-95	LIU-Brooklyn
Nov. 25	W	107-76	at Texas Tech
Nov. 29	W	153-87	UT-Pan American
Dec. 3	W	138-75	Delaware State
Dec. 6	W	133-74	Morgan State
Dec. 9	W	113-74	North Texas
Dec. 12	W	106-83	#Mississippi Valley St.
Dec. 13	W	99-75	*Baylor
Dec. 20	L	78-94	(2) Kansas
Dec. 24	W	93-54	+Howa State
Dec. 25	L	78-82	+(19) Syracuse
Dec. 26	W	105-93 (OT)	+at American-P.R.
Dec. 30	L	81-82	Oklahoma State
Jan. 5	L	77-98	at (12) New Mexico
Jan. 8	W	91-76	*Fresno State
Jan. 10	W	104-65	*San Jose State
Jan. 17	W	105-61	*San Diego State
Jan. 19	W	83-76	*at (24) Hawaii
Jan. 26	W	100-82	*at SMU
Jan. 29	W	97-67	*at Rice
Feb. 1	W	102-100 (OT)	*Tulsa
Feb. 5	W	99-91	*at Fresno State
Feb. 7	W	119-84	*at San Jose State
Feb. 12	W	126-84	*Hawaii
Feb. 14	W	91-69	*at San Diego State
Feb. 16	W	79-70	*SMU
Feb. 21	W	95-64	(11) New Mexico
Feb. 26	W	57-54	*at Tulsa
Feb. 28	W	86-73	*at Rice
Mar. 5	W	71-69	%SMU
Mar. 6	L	73-80	%(20) New Mexico
Mar. 13	L	87-96	&Florida State

TCU Tournament
+ Puerto Rico Holiday Classic
% WAC Tournament
& NCAA Tournament Midwest Regional

1998-99 (21-11; 7-7 WAC) (T-4TH MOUNTAIN DIVISION)

Head Coach: Billy Tubbs

Date	W/L	Score	Opponent
Nov. 9	L	85-87	#at (23) Rhode Island
Nov. 10	W	79-77	#at Providence
Nov. 14	W	94-93	Oral Roberts
Nov. 18	W	74-61	New Orleans
Nov. 21	W	75-70	at UTEP
Nov. 23	W	94-85	Arkansas State
Nov. 28	L	74-79	at (17) Oklahoma St.
Dec. 1	W	122-69	North Texas
Dec. 5	W	86-79	UTEP
Dec. 8	W	105-86	Texas Tech
Dec. 12	W	133-106	Central Oklahoma
Dec. 19	W	71-69	at SW Missouri State
Dec. 30	W	90-87	Gonzaga
Jan. 2	W	101-67	UNC Asheville
Jan. 11	W	92-79	*at SMU
Jan. 14	L	93-96	*at Wyoming
Jan. 16	W	92-89 (OT)	*at Colorado St.
Jan. 21	W	114-87	*Air Force
Jan. 23	L	88-95 (OT)	*UNLV
Jan. 25	L	62-72	*at Tulsa
Jan. 30	L	69-76	*at Rice
Feb. 6	L	92-94	*SMU
Feb. 11	W	102-85	*Wyoming
Feb. 13	W	84-79	*Colorado State
Feb. 20	L	78-81	*at Air Force
Feb. 22	W	76-72	*at UNLV
Feb. 25	W	63-62	*Rice
Feb. 27	L	73-82	*Tulsa
Mar. 2	L	74-90	+BYU
Mar. 10	W	72-71	&at Kansas State
Mar. 15	W	101-89	&Nebraska
Mar. 17	L	68-77	&Oregon

CoSIDA Classic
+ WAC Tournament
& NIT

1999-00 (18-14; 8-6 WAC, 4TH)

Head Coach: Billy Tubbs

Date	W/L	Score	Opponent
Nov. 18	L	83-91	#California
Nov. 20	W	101-75	#at Alaska-Fairbanks
Nov. 21	L	77-89	#Indiana State
Nov. 27	W	98-78	Louisiana-Monroe
Nov. 30	W	97-61	Northwestern State
Dec. 4	W	90-82	at Arkansas State
Dec. 6	W	100-80	Texas-San Antonio
Dec. 9	L	72-77 (OT)	at Princeton
Dec. 11	L	60-69	SW Missouri State
Dec. 19	W	94-87	Texas-Arlington
Dec. 21	W	107-101 (2OT)	E. Michigan
Dec. 23	L	76-95	Louisiana Tech
Dec. 27	L	78-86	Butler
Dec. 30	W	143-110	Grambling
Jan. 3	W	134-91	North Texas
Jan. 6	L	73-94	*(22) Tulsa
Jan. 8	L	74-75	at SW Missouri State
Jan. 13	W	69-60	*at San Jose State
Jan. 15	L	86-90	*at Hawaii
Jan. 20	L	96-101	*Fresno State
Jan. 22	W	80-79	*UTEP
Jan. 29	W	92-75	*SMU
Feb. 3	W	83-70	*at Rice
Feb. 5	L	70-103	*at (17) Tulsa
Feb. 10	W	106-96	*Hawaii
Feb. 12	W	78-73	*San Jose State
Feb. 17	L	77-96	*at UTEP
Feb. 20	L	93-98	*at Fresno State
Feb. 28	W	86-83	*at SMU
Mar. 3	W	85-62	*Rice
Mar. 9	W	84-71	+San Jose State
Mar. 10	L	71-93	+(14) Tulsa

Top of the World Classic
+ WAC Tournament

2000-01 (20-11; 9-7 WAC, 4TH)

Head Coach: Billy Tubbs

Date	W/L	Score	Opponent
Nov. 17	W	102-69	Northwestern State
Nov. 20	W	104-58	Alabama State
Nov. 24	W	111-91	&Siena
Nov. 25	L	99-107	&Minnesota
Nov. 26	L	71-76	&Coll. of Charleston
Dec. 2	W	91-80	at Texas-San Antonio
Dec. 6	W	101-82	Va. Commonwealth
Dec. 9	W	141-92	Central Oklahoma
Dec. 18	W	76-45	Princeton
Dec. 19	W	115-84	Texas-Arlington
Dec. 23	L	73-86	at Butler
Dec. 28	W	92-78	#Texas Tech
Dec. 30	W	130-71	Arkansas-Pine Bluff
Jan. 4	W	103-64	*Hawaii
Jan. 6	W	65-58	*San Jose State
Jan. 10	L	82-94	*at Fresno State
Jan. 13	W	89-88	*at Nevada
Jan. 17	L	66-82	*at Tulsa
Jan. 20	L	66-73	*Rice
Jan. 24	W	120-95	Grambling
Jan. 27	W	100-91	*SMU
Feb. 1	W	93-87 (OT)	*Tulsa
Feb. 3	L	89-92	*at UTEP
Feb. 10	L	72-76	*at Rice
Feb. 15	W	102-88	*(20) Fresno State
Feb. 17	W	110-84	*Nevada
Feb. 22	L	87-102	*at Hawaii
Feb. 24	L	90-91 (OT)	*at San Jose St.
Mar. 1	W	99-91	*UTEP
Mar. 3	W	84-76	*at SMU
Mar. 8	L	79-99	\$Hawaii

& Thanksgiving Classic
at Fort Worth Convention Center
\$ WAC Tournament

2001-02 (16-15; 6-10 C-USA) (T-4TH NATIONAL DIVISION)

Head Coach: Billy Tubbs

Date	W/L	Score	Opponent
Nov. 16	W	93-79	%Northwestern State
Nov. 19	W	100-57	%Ark.-Monticello
Nov. 20	W	95-73	%UTEP
Nov. 21	L	77-95	%(15) Oklahoma State
Nov. 25	L	90-94	Louisiana-Monroe
Nov. 28	W	91-88	Southwest Texas
Dec. 1	L	86-99	at Texas Tech
Dec. 4	W	82-77	Creighton
Dec. 8	W	93-55	Lenoir-Rhyne
Dec. 15	W	91-85	#UT-San Antonio
Dec. 18	W	74-62	SMU
Dec. 20	W	110-76	Appalachian State
Dec. 23	L	85-92	North Texas
Dec. 29	W	92-81	#Baylor
Jan. 5	L	108-117	*at USF
Jan. 9	L	93-98	*Memphis
Jan. 12	L	85-93	*at Louisville
Jan. 15	L	71-82 (OT)	*at Houston
Jan. 19	L	82-87 (OT)	*Tulane
Jan. 23	L	72-83	*at Marquette
Jan. 26	W	75-61	*Southern Miss
Jan. 29	L	71-77	*UAB
Feb. 2	L	72-98	*at Memphis
Feb. 6	W	92-83	*DePaul
Feb. 9	W	87-69	*Houston
Feb. 12	W	78-68	*at UAB
Feb. 16	L	74-88	*USF
Feb. 23	L	68-81	*at Southern Miss
Feb. 26	W	106-87	*at Tulane
Mar. 2	W	66-63	*East Carolina
Mar. 6	L	86-110	\$Louisville

% Las Vegas Classic
Fort Worth Convention Center
\$ Conference USA Tournament

YEAR-BY-YEAR RESULTS

2002-03 (9-19; 3-13 C-USA) (7TH NATIONAL DIVISION)

Head Coach: Neil Dougherty

Date	W/L	Score	Opponent
Nov. 22	W	91-81	Sam Houston State
Nov. 24	L	84-87 (OT)	at SMU
Nov. 30	W	86-83	Washington State
Dec. 3	L	66-84	Texas Tech
Dec. 7	W	72-64	at Baylor
Dec. 10	W	87-80	at North Texas
Dec. 14	L	79-90	Louisiana-Monroe
Dec. 21	L	78-91	at Va. Commonwealth
Dec. 23	L	65-78	at (20) Tulsa
Dec. 30	W	103-84	Grambling State
Jan. 4	W	102-89	Centenary
Jan. 8	L	64-72	*at Southern Miss
Jan. 11	L	72-83	*Cincinnati
Jan. 14	L	65-71	*at DePaul
Jan. 18	L	74-87	*at (15) Louisville
Jan. 22	W	93-84	*Tulane
Jan. 26	L	79-89	at (10) Creighton
Jan. 29	L	82-84 (OT)	*at UAB
Feb. 1	L	56-61	*Houston
Feb. 4	L	67-71	*at USF
Feb. 8	L	69-84	*Memphis
Feb. 12	W	85-78	*Southern Miss
Feb. 15	L	78-84	*at Tulane
Feb. 18	L	85-88 (OT)	*UAB
Feb. 22	L	68-79	*(11) Marquette
Feb. 26	L	64-88	*at (24) Memphis
Mar. 1	L	57-75	*at Houston
Mar. 8	W	75-63	*USF

2003-04 (12-17; 7-9 C-USA, 9TH)

Head Coach: Neil Dougherty

Date	W/L	Score	Opponent
Nov. 22	W	87-58	Texas-Arlington
Nov. 29	L	64-76	Tulsa
Dec. 1	L	66-85	(1) Kansas
Dec. 3	L	67-73	Murray State
Dec. 6	L	52-73	at Washington State
Dec. 8	W	84-62	Stephen F. Austin
Dec. 10	L	60-67	at Texas Tech
Dec. 13	W	62-58	North Texas
Dec. 22	L	58-64	Arkansas State
Dec. 29	W	99-71	Grambling State
Jan. 3	L	60-95	(22) Vanderbilt
Jan. 7	L	50-60	*Saint Louis
Jan. 10	W	70-65	*Tulane
Jan. 13	W	55-54	*at Houston
Jan. 17	L	57-85	*at (10) Cincinnati
Jan. 20	L	54-61	*DePaul
Jan. 28	W	79-67	*Southern Miss
Jan. 31	L	69-75	*Memphis
Feb. 3	W	85-79	*at Marquette
Feb. 9	W	54-51	*at USF
Feb. 14	L	66-67	*at Tulane
Feb. 17	W	71-46	*(10) Louisville
Feb. 21	L	70-75	*at East Carolina
Feb. 25	L	86-94 (OT)	*Charlotte
Feb. 28	W	71-65	*Houston
Mar. 3	L	56-83	*at (20) Memphis
Mar. 6	L	62-87	*at UAB
Mar. 10	W	64-62	SMarquette
Mar. 11	L	65-89	SDePaul

\$ Conference USA Tournament

2004-05 (21-14; 8-8 C-USA, 8TH)

Head Coach: Neil Dougherty

Date	W/L	Score	Opponent
Nov. 19	W	90-61	Texas-Arlington
Nov. 21	W	74-60	#Shawnee State
Nov. 23	W	83-68	Texas Tech
Nov. 25	L	62-67	#Old Dominion
Nov. 27	L	79-85	#Texas A&M-C.C.
Nov. 28	W	71-70	#Florida State
Dec. 4	W	88-78	at North Texas
Dec. 9	L	74-93	at (2) Kansas
Dec. 12	W	65-51	SMU
Dec. 18	L	55-78	at Vanderbilt
Dec. 21	W	93-53	Md.-Eastern Shore
Dec. 22	W	76-55	Arkansas-Pine Bluff
Dec. 28	W	98-83	Grambling State
Jan. 3	W	64-52	Texas State
Jan. 8	L	61-86	*at (17) Louisville
Jan. 12	W	73-62	*Tulane
Jan. 15	W	61-59	*at Memphis
Jan. 19	W	58-51	*Houston
Jan. 22	L	48-56	*at Saint Louis
Jan. 26	L	87-94	*at Charlotte

Jan. 29	L	57-72	*Memphis
Feb. 1	L	62-64	*DePaul
Feb. 5	W	71-59	*East Carolina
Feb. 9	W	63-62	*Marquette
Feb. 12	W	76-65	*UAB
Feb. 19	L	57-69	*at Houston
Feb. 23	W	77-63	*at Tulane
Feb. 26	L	74-89	*(24) Cincinnati
Mar. 2	W	70-53	*USF
Mar. 5	L	64-66	*at Southern Miss
Mar. 9	W	60-57 (OT)	%Marquette
Mar. 10	L	61-85	%(6) Louisville
Mar. 16	W	60-58	^at Miami (OH)
Mar. 21	W	78-76 (OT)	^at Western Mich.
Mar. 26	L	73-85	^at Maryland

Corpus Christi Challenge
% Conference USA Tournament
^ National Invitation Tournament

2005-06 (6-25; 2-14 MWC, 9TH)

Head Coach: Neil Dougherty

Date	W/L	Score	Opponent
Nov. 19	L	59-68	#Tarleton State
Nov. 22	W	76-74	#Jackson State
Nov. 25	L	58-66	#Oklahoma State
Nov. 26	L	79-86	#Drake
Nov. 30	L	54-81	at Texas Tech
Dec. 3	L	64-80	at (24) Syracuse
Dec. 7	L	52-56	at Tulane
Dec. 10	W	71-63	Texas-Arlington
Dec. 18	W	70-53	Arkansas-Pine Bluff
Dec. 20	L	59-77	Colorado
Dec. 22	L	49-55	Texas A&M-C.C.
Dec. 28	W	79-64	Grambling State
Dec. 30	L	49-52	at SMU
Jan. 3	L	57-65	St. Mary's (Calif.)
Jan. 7	L	64-68	*Wyoming
Jan. 11	L	54-56	*at New Mexico
Jan. 14	L	49-75	*at Air Force
Jan. 18	L	57-76	*San Diego State
Jan. 21	W	85-72	*Colorado State
Jan. 25	L	80-89 (OT)	*at BYU
Jan. 28	L	45-80	*at Utah
Feb. 1	L	60-73	*UNLV
Feb. 8	L	65-67	*at Wyoming
Feb. 11	L	42-53	*New Mexico
Feb. 15	L	45-63	*Air Force
Feb. 18	L	71-83	*at San Diego State
Feb. 22	L	74-89	*at Colorado State
Feb. 25	L	72-81	*BYU
Mar. 1	W	69-65	*Utah
Mar. 4	L	61-72	*at UNLV
Mar. 7	L	60-64	%Colorado State

Las Vegas Holiday Invitational
% Mountain West Conference Tournament

2006-07 (13-17; 4-12 MWC, 9TH)

Head Coach: Neil Dougherty

Date	W/L	Score	Opponent
Nov. 11	W	72-66	Centenary
Nov. 14	W	59-53	Stephen F. Austin
Nov. 18	W	97-89 (2OT)	Texas-Arlington
Nov. 21	L	53-74	at St. Mary's (Calif.)
Nov. 24	W	64-46	Grambling State
Nov. 29	L	60-70	Texas Tech
Dec. 2	L	35-63	at Oklahoma
Dec. 6	W	62-46	at UT-San Antonio
Dec. 9	W	53-51	Tulane
Dec. 18	W	73-57	Arkansas-Pine Bluff
Dec. 21	L	62-64	SMU
Dec. 27	W	63-51	UT-San Antonio
Dec. 30	W	66-51	at Colorado
Jan. 3	W	64-52	*New Mexico
Jan. 6	W	71-68	*at Utah
Jan. 10	L	65-89	*at BYU
Jan. 17	L	54-66	*Colorado State
Jan. 20	L	66-75	*UNLV
Jan. 23	L	39-72	*at Air Force
Jan. 27	L	56-71	*at Wyoming
Jan. 31	L	71-76	*San Diego State
Feb. 3	L	65-70	*Utah
Feb. 7	L	67-82	*at UNLV
Feb. 10	L	72-85	*BYU
Feb. 13	L	66-82	*at Colorado State
Feb. 17	L	58-74	*at New Mexico
Feb. 24	W	71-66	*Air Force
Feb. 28	W	77-58	*Wyoming
Mar. 3	L	51-56	*at San Diego State
Mar. 6	W	62-54	%vs. New Mexico
Mar. 8	L	64-77	%vs. BYU

% Mountain West Conference Tournament

2007-08 (14-16; 6-10 MWC, 7TH)

Head Coach: Neil Dougherty

Date	W/L	Score	Opponent
Nov. 10	W	89-70	Angelo State
Nov. 13	W	76-49	Rice
Nov. 17	W	75-61	Arkansas-Pine Bluff
Nov. 21	W	99-67	Grambling State
Nov. 28	L	58-71	at Texas Tech
Dec. 2	L	66-90	Oklahoma
Dec. 5	L	65-71	at SMU
Dec. 8	W	83-59	Texas Southern
Dec. 17	W	77-74 (OT)	UT Arlington
Dec. 22	W	92-80	Prairie View A&M
Dec. 27	W	79-68	Jackson State
Dec. 29	L	65-70	at Rice
Jan. 2	L	59-67	at Texas
Jan. 5	L	57-64	*at San Diego State
Jan. 12	W	83-56	*Wyoming
Jan. 15	W	74-72	*New Mexico
Jan. 19	W	70-58	*at Colorado State
Jan. 26	L	58-74	*at Utah
Jan. 30	L	58-70	*UNLV
Feb. 2	L	46-56	*Air Force
Feb. 6	L	72-83	*at BYU
Feb. 9	W	68-62	*San Diego State
Feb. 13	L	54-72	*at Wyoming
Feb. 16	L	48-64	*at New Mexico
Feb. 20	W	66-64	*Colorado State
Feb. 27	W	67-61	*Utah
Mar. 1	L	55-74	*at UNLV
Mar. 5	L	36-57	*at Air Force
Mar. 8	L	54-61	*BYU
Mar. 13	L	88-89	%UNLV

% MWC Tournament (Las Vegas, Nev.)

2008-09 (14-17; 5-11 MWC, 7TH)

Head Coach: Jim Christian

Date	W/L	Score	Opponent
Nov. 14	W	67-63	#Western Michigan
Nov. 15	L	58-70	#Clemson
Nov. 16	L	75-86	#College of Charleston
Nov. 19	L	50-62	Nebraska
Nov. 22	W	68-64	McNeese State
Nov. 26	W	62-44	SMU
Nov. 29	W	80-38	St. Gregory's (Okla.)
Dec. 3	W	62-46	at Colorado
Dec. 6	W	66-53	Texas A&M-Corpus Christi
Dec. 8	W	57-48	Wichita State
Dec. 10	L	56-66	at Indiana
Dec. 22	L	67-72	at Louisiana Tech
Dec. 30	W	62-37	Colgate
Jan. 3	W	81-67	*Colorado State
Jan. 6	W	85-80	at Texas Tech
Jan. 10	W	80-73	*UNLV
Jan. 13	L	61-73	*at BYU
Jan. 17	W	57-54	*at Air Force
Jan. 21	W	79-78 (OT)	*Wyoming
Jan. 24	L	52-69	*New Mexico
Jan. 28	L	50-67	*at San Diego State
Feb. 4	L	54-62	*Utah
Feb. 7	L	65-71	*at Colorado State
Feb. 10	L	57-71	*at UNLV
Feb. 14	L	63-79	*BYU
Feb. 18	W	62-50	*Air Force
Feb. 21	L	56-61	*at Wyoming
Feb. 24	L	62-76	*at New Mexico
Feb. 28	L	77-79 (OT)	*San Diego State
Mar. 7	L	49-68	*at Utah
Mar. 12	L	58-61	%Utah

Charleston Classic (Charleston, S.C.)
% MWC Tournament (Las Vegas, Nev.)

2009-10 (13-19; 5-11 MWC, 7TH)

Head Coach: Jim Christian

Date	W/L	Score	Opponent
Nov. 13	W	74-69	Mid-American Christian
Nov. 16	W	83-65	#Cal State Northridge
Nov. 17	L	49-52	#at Arizona State
Nov. 21	L	77-90	at Nebraska
Nov. 23	W	76-63	#Colgate
Nov. 24	W	108-99 (3OT)	#Texas State
Nov. 28	L	63-68	Louisiana Tech
Dec. 2	W	60-53	at SMU
Dec. 8	L	70-80	Texas Tech
Dec. 12	L	68-80	at Wichita State
Dec. 20	W	89-62	vs. St. Gregory's (Okla.)
Dec. 23	L	81-105	at Houston
Dec. 30	L	53-64	Northern Colorado
Jan. 2	W	70-58	Rice
Jan. 6	W	59-50	*Air Force
Jan. 9	L	49-65	*at Utah
Jan. 12	W	62-59	*Wyoming
Jan. 16	L	62-67	*at San Diego State
Jan. 20	W	70-58	UT Pan American
Jan. 23	L	70-79	*UNLV
Jan. 27	L	57-63	*at Colorado State
Jan. 30	L	57-73	*New Mexico
Feb. 2	L	56-76	*at BYU
Feb. 6	W	65-51	*at Air Force
Feb. 10	L	55-64	*Utah
Feb. 13	W	76-68	*at Wyoming
Feb. 16	L	51-68	*San Diego State
Feb. 24	L	62-78	*at UNLV
Feb. 27	W	73-67	*Colorado State
Mar. 3	L	66-73	*at New Mexico
Mar. 6	L	107-77	*BYU
Mar. 10	L	85-95	%BYU

Preseason NIT Tip-Off (Tempe, Ariz. & Fort Worth, Texas)
% MWC Tournament (Las Vegas, Nev.)

2010-11 (11-22; 1-15 MWC, 9TH)

Head Coach: Jim Christian

Date	W/L	Score	Opponent
Nov. 12	W	86-62	Jackson State
Nov. 16	W	84-64	SMU
Nov. 20	L	61-76	#Rider
Nov. 21	W	74-68	#Bradley
Nov. 22	L	48-67	#UMass
Nov. 27	W	79-63	Houston
Nov. 29	W	81-69	@SCU
Dec. 1	W	78-61	Prairie View A&M
Dec. 4	L	60-64	&Northern Iowa
Dec. 8	W	81-77	at Texas Tech
Dec. 11	L	56-70	at Nebraska
Dec. 21	W	96-79	Northwestern State
Dec. 28	W	99-72	Chicago State
Dec. 30	L	66-69	at Tulsa
Jan. 2	L	61-70	at Rice
Jan. 5	L	53-66	*(5) San Diego State
Jan. 8	L	49-83	*at (25) UNLV
Jan. 12	W	78-60	*Wyoming
Jan. 15	L	69-79	*at Colorado State
Jan. 18	L	67-83	*at (9) BYU
Jan. 22	L	62-75	*Utah
Jan. 26	L	46-71	*at New Mexico
Jan. 29	L	65-66 (OT)	*Air Force
Feb. 5	L	53-60	*at (6) San Diego State
Feb. 9	L	79-94	*UNLV
Feb. 12	L	67-77	*at Wyoming
Feb. 16	L	55-69	*Colorado State
Feb. 19	L	56-79	*(7) BYU
Feb. 22	L	48-50	*at Utah
Feb. 26	L		



ALL-TIME SERIES RESULTS

ABILENE CHRISTIAN (15-0)

1915	W	16-2	Abilene
Dec. 28, 1948	W	60-46	Abilene
Dec. 1, 1949	W	52-35	Fort Worth
Dec. 8, 1949	W	65-57	Abilene
Dec. 1, 1950	W	66-49	Abilene
Dec. 9, 1950	W	81-39	Fort Worth
Nov. 29, 1951	W	80-68	Abilene
Dec. 3, 1951	W	76-43	Fort Worth
Dec. 12, 1952	W	65-55	Fort Worth
Feb. 9, 1953	W	68-49	Abilene
Dec. 18, 1953	W	79-47	Fort Worth
Jan. 25, 1954	W	74-65	Abilene
Dec. 1, 1954	W	93-45	Fort Worth
Jan. 29, 1955	W	101-83	Abilene
Dec. 20, 1956	W	81-41	Fort Worth

ADA TEACHERS COLLEGE (1-0)

Dec. 19, 1931	W	31-21	Ada
---------------	---	-------	-----

AIR FORCE ACADEMY (6-8)

Jan. 21, 1999	W	114-87	Fort Worth
Feb. 20, 1999	L	78-81	Colorado Springs
Jan. 14, 2006	L	49-75	Colorado Springs
Feb. 15, 2006	L	45-63	Fort Worth
Jan. 23, 2007	L	39-72	Colorado Springs
Feb. 24, 2007	W	71-66	Fort Worth
Feb. 2, 2008	L	46-56	Fort Worth
Mar. 5, 2008	L	36-57	Colorado Springs
Jan. 17, 2009	W	64-57	Colorado Springs
Feb. 18, 2009	W	62-50	Fort Worth
Jan. 6, 2010	W	59-50	Fort Worth
Feb. 6, 2010	W	65-51	Colorado Springs
Jan. 29, 2011	L	65-66	Fort Worth
Mar. 2, 2011	L	65-70	Colorado Springs

ALABAMA (3-4)

Dec. 30, 1953	L	58-68	Houston
Dec. 29, 1954	W	77-62	Houston
Dec. 9, 1955	L	46-85	Birmingham
Dec. 28, 1963	W	70-64	Greenville
Dec. 27, 1966	L	71-81	Mobile
Dec. 18, 1970	W	88-75	Fort Worth
Dec. 28, 1994	L	64-83	Oakland

ALABAMA STATE (2-0)

Jan. 7, 1995	W	115-88	Oklahoma City
Nov. 20, 2000	W	104-58	Fort Worth

ALASKA-ANCHORAGE (1-1)

Nov. 25, 1995	L	78-89	Anchorage
Jan. 3, 1996	W	124-78	Fort Worth

ALASKA-FAIRBANKS (1-0)

Nov. 20, 1999	W	101-75	Fairbanks
---------------	---	--------	-----------

AMERICAN UNIVERSITY-PUERTO RICO (1-0)

Dec. 26, 1997	W	105-93 (OT)	San Juan
---------------	---	-------------	----------

ANGELO STATE (1-0)

Nov. 10, 2007	W	89-70	Fort Worth
---------------	---	-------	------------

ANTLERS HOTEL (0-1)

Jan. 3, 1938	L	30-47	Fort Worth
--------------	---	-------	------------

APPALACHIAN STATE (1-0)

Dec. 20, 2001	W	110-76	Fort Worth
---------------	---	--------	------------

ARIZONA (2-0)

Dec. 29, 1939	W	37-32	Oklahoma City
Dec. 30, 1952	W	63-48	Dallas

ARIZONA STATE (2-2)

Mar. 21, 1983	W	78-76	Tempe
Dec. 7, 1985	L	68-71	Tempe
Dec. 13, 1986	W	96-78	Provo
Nov. 17, 2009	L	49-52	Tempe

ARKANSAS (38-104)

1924	W	31-30	Fayetteville
1924	W	23-21	Fayetteville
1925	W	28-26	Fort Worth
1925	L	20-21	Fort Worth
Feb. 26, 1926	L	23-24	Fayetteville
Feb. 27, 1926	W	30-15	Fayetteville
Jan. 14, 1927	L	16-24	Fort Worth
Jan. 15, 1927	L	22-23 (OT)	Fort Worth
Jan. 6, 1928	L	18-23	Fayetteville
Jan. 7, 1928	L	24-28 (OT)	Fayetteville
1929	L	24-41	Fort Worth
1929	L	26-66	Fort Worth
Jan. 10, 1930	L	31-32	Fayetteville
Jan. 11, 1930	L	18-22	Fayetteville
Jan. 23, 1931	W	35-26	Fort Worth
Jan. 24, 1931	L	29-33	Fort Worth
Feb. 12, 1932	W	31-27	Fayetteville
Feb. 13, 1932	L	24-37	Fayetteville
Feb. 3, 1933	W	29-19	Fort Worth
Feb. 4, 1933	W	30-26	Fort Worth
Jan. 12, 1934	L	15-31	Fayetteville
Jan. 13, 1934	W	28-21	Fayetteville
Jan. 18, 1935	L	20-41	Fort Worth
Jan. 19, 1935	L	24-42	Fort Worth
Feb. 21, 1936	L	15-47	Fayetteville
Feb. 22, 1936	L	29-40	Fayetteville
Mar. 5, 1937	L	35-38	Fort Worth
Mar. 6, 1937	L	21-43	Fort Worth
Feb. 4, 1938	L	26-53	Fayetteville
Feb. 5, 1938	L	38-57	Fayetteville
Feb. 10, 1939	L	32-44	Fort Worth
Feb. 11, 1939	L	38-51	Fort Worth
Mar. 1, 1940	L	45-59	Fayetteville
Mar. 2, 1940	L	36-52	Fayetteville
Feb. 21, 1941	L	42-67	Fort Worth
Feb. 22, 1941	L	43-66	Fort Worth
Feb. 27, 1942	L	33-41	Fayetteville
Feb. 28, 1942	L	37-63	Fayetteville
Dec. 31, 1942	W	37-25	Oklahoma City
Mar. 4, 1943	L	23-33	Fort Worth
Mar. 5, 1943	L	39-54	Fort Worth
Jan. 7, 1944	L	50-71	Fayetteville
Jan. 8, 1944	L	29-60	Fayetteville
Feb. 2, 1945	L	33-37	Fort Worth
Feb. 3, 1945	L	35-60	Fort Worth
Feb. 8, 1946	W	53-50	Fayetteville
Feb. 9, 1946	L	36-58	Fayetteville
Jan. 14, 1947	L	30-54	Fort Worth
Jan. 15, 1947	L	53-63	Fort Worth
Feb. 13, 1948	L	30-37	Fayetteville
Feb. 14, 1948	L	38-47	Fayetteville
Jan. 17, 1949	L	36-41	Fort Worth
Feb. 21, 1949	L	52-67	Fayetteville
Feb. 17, 1950	L	43-52	Fayetteville
Feb. 27, 1950	L	39-45	Fort Worth
Jan. 6, 1951	W	42-31	Fort Worth
Feb. 26, 1951	W	52-42	Fayetteville
Feb. 2, 1952	L	54-56	Fayetteville
Feb. 25, 1952	W	69-56	Fort Worth
Feb. 2, 1953	W	49-46	Fayetteville
Feb. 23, 1953	W	65-63 (OT)	Fort Worth
Dec. 28, 1953	L	50-60	Houston
Feb. 6, 1954	L	59-66	Fort Worth
Feb. 13, 1954	L	55-70	Fayetteville
Jan. 4, 1955	W	67-62	Fayetteville
Mar. 1, 1955	L	89-110	Fort Worth
Feb. 1, 1956	L	72-74	Fort Worth
Feb. 28, 1956	L	71-90	Fayetteville
Jan. 29, 1957	L	58-62	Fort Worth
Feb. 16, 1957	W	64-57	Fort Worth
Jan. 10, 1958	L	49-65	Fayetteville
Feb. 3, 1958	L	46-56	Fort Worth
Jan. 7, 1959	W	52-45	Fort Worth
Feb. 14, 1959	W	76-71	Fayetteville
Jan. 5, 1960	L	60-74	Fayetteville
Feb. 13, 1960	L	61-66	Fort Worth
Feb. 4, 1961	L	75-88	Fayetteville
Feb. 22, 1961	L	76-96	Fort Worth
Jan. 12, 1962	L	61-64	Fort Worth

Feb. 10, 1962	L	80-90	Fayetteville
Jan. 8, 1963	L	59-81	Fort Worth
Mar. 5, 1963	L	94-104	Fayetteville
Jan. 11, 1964	L	60-66	Fort Worth
Mar. 5, 1964	L	77-108	Fayetteville
Jan. 5, 1965	L	70-88	Fort Worth
Feb. 13, 1965	L	72-96	Fayetteville
Jan. 4, 1966	W	88-85	Fort Worth
Feb. 22, 1966	L	73-91	Fayetteville
Jan. 28, 1967	W	78-61	Fort Worth
Feb. 25, 1967	L	78-83	Fayetteville
Jan. 30, 1968	L	67-68	Fayetteville
Feb. 10, 1968	W	77-65	Fort Worth
Feb. 1, 1969	W	85-79	Fort Worth
Feb. 11, 1969	L	47-63	Fayetteville
Jan. 27, 1970	W	82-68	Fayetteville
Mar. 3, 1970	W	97-95	Fort Worth
Feb. 2, 1971	W	89-87	Fayetteville
Feb. 16, 1971	W	92-86	Fort Worth
Jan. 15, 1972	W	95-77	Fort Worth
Feb. 12, 1972	W	98-90	Fayetteville
Jan. 27, 1973	L	75-90	Fayetteville
Feb. 20, 1973	L	94-96 (OT)	Fort Worth
Jan. 26, 1974	L	74-86	Fort Worth
Feb. 19, 1974	L	99-109	Fayetteville
Feb. 11, 1975	L	61-70	Fort Worth
Feb. 18, 1975	L	57-81	Fayetteville
Jan. 17, 1976	L	65-100	Fayetteville
Feb. 14, 1976	L	66-83	Fort Worth
Feb. 28, 1976	L	65-81	Fayetteville
Jan. 18, 1977	L	45-62	Fayetteville
Feb. 15, 1977	L	64-79	Fort Worth
Jan. 21, 1978	L	35-43	Fayetteville
Feb. 11, 1978	L	57-87	Fort Worth
Feb. 25, 1978	L	42-84	Fayetteville
Jan. 20, 1979	L	51-90	Fort Worth
Feb. 10, 1979	L	65-108	Fayetteville
Jan. 8, 1980	L	58-70	Fort Worth
Feb. 4, 1980	L	47-74	Fayetteville
Jan. 10, 1981	L	51-85	Fayetteville
Feb. 7, 1981	L	48-63	Fort Worth
Jan. 13, 1982	L	59-62	Fort Worth
Feb. 8, 1982	L	69-79	Fayetteville
Mar. 5, 1982	L	70-80	Dallas
Jan. 19, 1983	L	55-69	Fayetteville
Feb. 19, 1983	L	56-64	Fort Worth
Mar. 11, 1983	W	61-59 (OT)	Dallas
Jan. 14, 1984	L	62-70	Fort Worth
Feb. 15, 1984	L	48-55	Fayetteville
Jan. 9, 1985	L	59-67	Fayetteville
Feb. 9, 1985	W	72-66 (OT)	Fort Worth
Jan. 4, 1986	W	71-62	Fort Worth
Feb. 5, 1986	W	73-71 (2OT)	Fayetteville
Jan. 3, 1987	W	80-77	Fayetteville
Jan. 31, 1987	W	73-66	Fort Worth
Jan. 9, 1988	L	53-96	Fayetteville
Feb. 10, 1988	L	61-63	Fort Worth
Jan. 11, 1989	W	51-45	Fort Worth
Feb. 11, 1989	L	60-100	Fayetteville
Jan. 13, 1990	L	79-93	Fayetteville
Feb. 14, 1990	W	81-79	Fort Worth
Jan. 15, 1991	L	73-93	Fort Worth
Feb. 16, 1991	L	61-97	Fayetteville

ARKANSAS-LITTLE ROCK (2-0)

Nov. 28, 1990	W	72-58	Fort Worth
Jan. 11, 1992	W	84-69	Little Rock

ARKANSAS-MONTICELLO (1-0)

Nov. 19, 2001	W	100-57	Las Vegas
---------------	---	--------	-----------

ARKANSAS-PINE BLUFF (5-0)

Dec. 30, 2000	W	130-71	Fort Worth
Dec. 22, 2004	W	76-55	Fort Worth
Dec. 18, 2005	W	70-53	Fort Worth
Dec. 18, 2006	W	73-57	Fort Worth
Nov. 17, 2007	W	75-61	Fort Worth

ALL-TIME SERIES RESULTS

ARKANSAS STATE (2-2)

Dec. 12, 1992	L	55-76	Jonesboro
Nov. 23, 1998	W	94-85	Fort Worth
Dec. 4, 1999	W	90-82	Jonesboro
Dec. 22, 2003	L	58-64	Fort Worth

AUBURN (1-2)

Dec. 13, 1957	L	63-75	Birmingham
Dec. 28, 1966	L	79-80	Mobile
Dec. 1, 1996	W	86-66	Hilo

AUSTIN COLLEGE (13-5)

1920	W	37-33	Fort Worth
1922	W	37-17	Fort Worth
Jan. 31, 1923	W	23-9	Sherman
Feb. 1, 1923	L	15-21	Fort Worth
Feb. 21, 1923	L	21-23	Sherman
Feb. 22, 1923	L	21-36	Sherman
Dec. 11, 1948	L	36-47	Fort Worth
Dec. 31, 1948	L	44-47	Sherman
Dec. 1, 1953	W	73-39	Fort Worth
Dec. 22, 1954	W	97-65	Sherman
Nov. 30, 1955	W	91-79	Fort Worth
Dec. 3, 1956	W	81-62	Fort Worth
Dec. 3, 1957	W	83-33	Fort Worth
Dec. 2, 1958	W	93-62	Fort Worth
Dec. 1, 1959	W	65-57	Fort Worth
Dec. 2, 1960	W	94-63	Fort Worth
Dec. 1, 1964	W	91-66	Fort Worth
Jan. 24, 1968	W	117-65	Fort Worth

BALL STATE (1-0)

Dec. 28, 1985	W	81-64	Las Vegas
---------------	---	-------	-----------

BAYLOR (81-87)

1909	L	6-37	Waco
1909	L	9-39	Waco
1909	L	-	Waco
1910	L	22-35	Waco
1910	L	25-82	Waco
1910	L	14-66	Waco
1915	L	14-21	Waco
1915	W	28-14	Fort Worth
1918	W	36-30	Fort Worth
1919	W	54-30	Fort Worth
1924	W	33-19	Fort Worth
1924	W	29-21	Fort Worth
1924	W	42-13	Waco
1924	W	32-17	Waco
1925	W	29-18	Fort Worth
1925	W	32-17	Waco
Feb. 6, 1926	L	17-24	Fort Worth
Feb. 10, 1926	W	21-14	Waco
Jan. 19, 1927	W	31-24	Waco
Jan. 14, 1928	L	27-28	Fort Worth
Feb. 27, 1928	W	44-17	Waco
1929	W	38-21	Waco
1929	W	53-24	Fort Worth
Feb. 4, 1930	W	33-22	Fort Worth
Feb. 11, 1930	L	22-38	Waco
Feb. 7, 1931	W	38-22	Waco
Feb. 28, 1931	L	34-36	Fort Worth
Jan. 9, 1932	L	24-32	Waco
Feb. 16, 1932	W	33-31	Waco
Feb. 17, 1933	W	31-22	Fort Worth
Mar. 1, 1933	W	51-22	Waco
Feb. 6, 1934	W	31-24	Waco
Feb. 20, 1934	W	39-32	Fort Worth
Feb. 2, 1935	W	25-20	Waco
Feb. 16, 1935	L	25-30	Fort Worth
Feb. 1, 1936	L	24-41	Waco
Feb. 25, 1936	L	27-35	Fort Worth
Jan. 30, 1937	L	19-21	Waco
Feb. 20, 1937	L	35-36	Fort Worth
Feb. 1, 1938	L	39-66	Fort Worth
Feb. 22, 1938	L	37-43	Waco
Jan. 6, 1939	L	28-62	Fort Worth
Jan. 24, 1939	L	31-35	Fort Worth
Feb. 3, 1940	L	30-52	Fort Worth

Feb. 14, 1940	L	34-49	Waco
Jan. 8, 1941	L	32-40	Fort Worth
Feb. 1, 1941	L	39-48	Waco
Jan. 10, 1942	L	32-44	Waco
Feb. 17, 1942	W	37-33	Fort Worth
Jan. 6, 1943	W	35-31	Fort Worth
Feb. 13, 1943	L	41-50	Waco
Jan. 15, 1944	W	48-38	Fort Worth
Feb. 22, 1944	W	49-29	Waco
Jan. 24, 1945	W	64-25	Fort Worth
Feb. 21, 1945	W	55-25	Waco
Feb. 2, 1946	L	40-55	Waco
Feb. 16, 1946	L	40-54	Fort Worth
Jan. 27, 1947	L	46-58	Waco
Feb. 25, 1947	L	57-58 (OT)	Fort Worth
Jan. 19, 1948	L	48-52	Fort Worth
Feb. 28, 1948	L	47-61	Waco
Jan. 15, 1949	L	39-46	Waco
Feb. 28, 1949	L	41-49	Fort Worth
Jan. 18, 1950	W	64-54	Fort Worth
Feb. 25, 1950	L	42-57	Waco
Jan. 30, 1951	W	60-48	Waco
Feb. 20, 1951	L	53-61	Fort Worth
Jan. 11, 1952	W	75-57	Fort Worth
Feb. 23, 1952	W	56-48	Waco
Jan. 10, 1953	L	63-70	Fort Worth
Feb. 14, 1953	W	60-49	Waco
Jan. 18, 1954	W	73-60	Fort Worth
Feb. 9, 1954	L	56-63	Waco
Feb. 5, 1955	W	77-75	Fort Worth
Feb. 22, 1955	L	68-79	Waco
Dec. 30, 1955	L	49-62	Houston
Jan. 14, 1956	L	75-83	Fort Worth
Feb. 17, 1956	L	68-94	Waco
Jan. 26, 1957	L	64-70	Waco
Feb. 20, 1957	W	82-77 (OT)	Fort Worth
Feb. 1, 1958	W	57-53	Fort Worth
Feb. 18, 1958	L	64-70	Waco
Dec. 26, 1958	W	62-55	Houston
Jan. 3, 1959	W	72-62	Waco
Mar. 3, 1959	W	81-63	Fort Worth
Dec. 30, 1959	L	54-70	Houston
Feb. 9, 1960	L	60-75	Waco
Feb. 17, 1960	W	65-61	Fort Worth
Feb. 7, 1961	W	85-77	Waco
Feb. 18, 1961	L	60-74	Fort Worth
Jan. 30, 1962	W	69-53	Waco
Feb. 13, 1962	W	80-66	Fort Worth
Jan. 12, 1963	L	60-61	Fort Worth
Feb. 12, 1963	W	66-64	Waco
Feb. 11, 1964	L	67-83	Waco
Feb. 25, 1964	L	76-87	Fort Worth
Feb. 6, 1965	L	85-87	Fort Worth
Feb. 20, 1965	L	88-97	Waco
Jan. 8, 1966	L	75-89	Waco
Feb. 26, 1966	W	106-88	Fort Worth
Feb. 7, 1967	W	96-89	Fort Worth
Feb. 14, 1967	W	99-91	Waco
Jan. 27, 1968	W	99-86	Fort Worth
Mar. 2, 1968	W	72-65	Waco
Jan. 10, 1969	L	64-68	Fort Worth
Feb. 25, 1969	W	70-66	Waco
Jan. 31, 1970	W	90-71	Fort Worth
Feb. 21, 1970	L	81-92	Waco
Feb. 6, 1971	W	102-87	Fort Worth
Feb. 23, 1971	W	94-84	Waco
Feb. 1, 1972	L	77-93	Waco
Feb. 26, 1972	W	95-84	Fort Worth
Dec. 28, 1972	L	68-83	Portland
Jan. 30, 1973	L	76-82 (OT)	Fort Worth
Feb. 24, 1973	L	73-80 (OT)	Waco
Jan. 22, 1974	L	57-75	Waco
Feb. 16, 1974	L	63-71	Fort Worth
Jan. 21, 1975	W	73-65	Fort Worth
Feb. 22, 1975	L	64-81	Waco
Jan. 28, 1976	L	68-71	Fort Worth
Feb. 3, 1976	W	65-63	Waco
Jan. 4, 1977	L	62-97	Waco
Jan. 10, 1977	L	74-90	Fort Worth
Jan. 28, 1978	L	53-77	Waco

Feb. 21, 1978	L	52-60	Fort Worth
Jan. 27, 1979	L	69-77	Fort Worth
Feb. 17, 1979	L	72-109	Waco
Feb. 24, 1979	L	78-104	Waco
Jan. 28, 1980	L	73-85	Waco
Feb. 22, 1980	L	59-67	Fort Worth
Jan. 28, 1981	W	58-50	Fort Worth
Feb. 28, 1981	L	62-68	Waco
Mar. 5, 1981	W	56-47	San Antonio
Feb. 1, 1982	W	83-80	Waco
Feb. 27, 1982	W	70-54	Fort Worth
Jan. 22, 1983	W	55-45	Fort Worth
Feb. 21, 1983	W	51-47	Waco
Jan. 18, 1984	W	76-54	Waco
Feb. 18, 1984	W	73-67 (OT)	Fort Worth
Jan. 12, 1985	W	84-68	Fort Worth
Feb. 13, 1985	W	81-70	Waco
Jan. 8, 1986	W	64-48	Waco
Feb. 8, 1986	W	67-47	Fort Worth
Jan. 7, 1987	W	71-56	Fort Worth
Feb. 4, 1987	L	63-66	Waco
Jan. 6, 1988	L	61-75	Fort Worth
Feb. 6, 1988	W	61-59	Waco
Jan. 7, 1989	W	66-53	Waco
Feb. 8, 1989	W	75-45	Fort Worth
Jan. 27, 1990	L	60-63	Waco
Feb. 28, 1990	W	62-56	Fort Worth
Mar. 9, 1990	L	62-72	Dallas
Jan. 12, 1991	W	68-65	Waco
Feb. 13, 1991	L	75-77 (OT)	Fort Worth
Jan. 21, 1992	L	63-64	Fort Worth
Feb. 22, 1992	W	73-63	Waco
Mar. 13, 1992	W	62-55	Dallas
Jan. 13, 1993	L	57-79	Waco
Feb. 10, 1993	L	55-67	Fort Worth
Jan. 15, 1994	L	73-80	Fort Worth
Feb. 12, 1994	L	75-82	Waco
Jan. 18, 1995	L	90-98	Waco
Feb. 14, 1995	L	104-111	Fort Worth
Feb. 17, 1996	L	70-72	Waco
Feb. 17, 1996	L	70-72	Waco
Mar. 2, 1996	W	77-75	Fort Worth
Dec. 13, 1997	W	99-75	Fort Worth
Dec. 29, 2001	W	92-81	Fort Worth
Dec. 7, 2002	W	72-64	Waco

BISCAYNE COLLEGE (1-0)

Dec. 9, 1982	W	82-57	Fort Worth
--------------	---	-------	------------

BOETHIAN TEMPLE (1-0)

1924	W	25-18	Fort Worth
------	---	-------	------------

BOISE STATE (0-1)

Dec. 23, 1977	L	43-69	Reno
---------------	---	-------	------

BOSTON COLLEGE (0-1)

Dec. 29, 1984	L	75-92	San Diego
---------------	---	-------	-----------

BOSTON UNIVERSITY (1-0)

Dec. 12, 1996	W	81-80	Fort Worth
---------------	---	-------	------------

BOWLING GREEN STATE (0-1)

Dec. 20, 1947	L	34-47	Bowling Green
---------------	---	-------	---------------

BRADLEY (2-5)

Dec. 22, 1945	W	53-52	Peoria
Dec. 26, 1946	L	49-59	Peoria
Dec. 13, 1947	L	52-56	Peoria
Dec. 20, 1948	L	57-82	Peoria
Dec. 15, 1949	L	49-85	Peoria
Dec. 16, 1952	L	76-89	Peoria
Dec. 9, 1954	W	85-83	Peoria
Nov. 21, 2010	W	74-68	Springfield

ALL-TIME SERIES RESULTS

BRYANT T.S. (2-3)

1913-14	L	10-19	Fort Worth
1913-14	L	10-27	Fort Worth
1913-14	L	11-22	Fort Worth
1914-15	W	22-16	Fort Worth
1914-15	W	21-10	Fort Worth

BURLESON INDEPENDENT (1-0)

1937-38	W	51-23	Burleson
---------	---	-------	----------

BUTLER (0-2)

Dec. 27, 1999	L	78-86	Fort Worth
Dec. 23, 2000	L	73-86	Indianapolis

BYU (3-19)

Dec. 11, 1953	L	48-59	Provo
Dec. 12, 1953	L	61-71	Provo
Dec. 12, 1960	L	65-74	Provo
Dec. 6, 1985	W	63-50	Tempe
Jan. 16, 1997	W	101-61	Fort Worth
Feb. 13, 1997	W	92-80	Provo
Mar. 2, 1999	L	74-90	Las Vegas
Jan. 25, 2006	L	80-89	Provo
Feb. 25, 2006	L	72-81	Fort Worth
Jan. 10, 2007	L	65-89	Provo
Feb. 10, 2007	L	72-85	Fort Worth
Mar. 8, 2007	L	64-77	Las Vegas
Feb. 6, 2008	L	72-83	Provo
Mar. 8, 2008	L	54-61	Fort Worth
Jan. 13, 2009	L	61-73	Provo
Feb. 14, 2009	L	63-79	Fort Worth
Feb. 2, 2010	L	56-76	Provo
Mar. 6, 2010	L	77-107	Fort Worth
Mar. 10, 2010	L	85-95	Las Vegas
Jan. 18, 2011	L	67-83	Provo
Feb. 19, 2011	L	56-79	Fort Worth
Mar. 10, 2011	L	58-64	Las Vegas

CALIFORNIA (0-2)

Dec. 27, 1971	L	74-76	Honolulu
Nov. 18, 1999	L	83-91	Fairbanks

CALIFORNIA BAPTIST (1-0)

Dec. 20, 1983	W	96-57	Fort Worth
---------------	---	-------	------------

CALIFORNIA-IRVINE (0-1)

Nov. 26, 1988	L	75-83	Irvine
---------------	---	-------	--------

CALIFORNIA-SAN DIEGO (2-0)

Jan. 3, 1978	W	66-48	Fort Worth
Dec. 29, 1978	W	63-34	Fort Worth

CALIFORNIA-SANTA BARBARA (0-1)

Dec. 28, 1968	L	81-83	Santa Barbara
---------------	---	-------	---------------

CAL STATE-FULLERTON (0-1)

Dec. 12, 1986	L	48-56	Fullerton
---------------	---	-------	-----------

CAL STATE NORTHRIDGE (1-0)

Nov. 16, 2009	W	83-65	Tempe
---------------	---	-------	-------

CAMPBELL COLLEGE (1-0)

Dec. 18, 1984	W	58-42	Fort Worth
---------------	---	-------	------------

CANISIUS (1-1)

Dec. 30, 1944	L	30-40	Buffalo
Dec. 8, 1951	W	67-55	Buffalo

CENTENARY (11-8)

Jan. 15, 1926	L	22-24	Fort Worth
Jan. 16, 1926	W	35-13	Shreveport
Dec. 16, 1939	W	38-29	Shreveport
Dec. 21, 1960	L	61-81	Shreveport
Dec. 18, 1961	W	63-61	Fort Worth
Dec. 7, 1962	L	61-64	Fort Worth
Dec. 5, 1963	L	72-77	Shreveport
Dec. 21, 1964	L	75-84	Fort Worth
Dec. 14, 1965	L	87-88	Shreveport

Dec. 3, 1966	W	102-77	Fort Worth
Dec. 23, 1969	L	58-69	Shreveport
Nov. 30, 1988	W	66-60	Fort Worth
Dec. 15, 1990	W	89-82	Fort Worth
Nov. 23, 1991	W	74-72	Shreveport
Dec. 7, 1992	L	85-100	Fort Worth
Dec. 6, 1995	W	93-81	Fort Worth
Nov. 25, 1996	W	118-87	Fort Worth
Jan. 4, 2003	W	102-89	Fort Worth
Nov. 11, 2006	W	72-66	Fort Worth

CENTRAL MISSOURI (1-1)

(Formerly Warrensburg College)

Dec. 27, 1940	L	36-39	Oklahoma City
Dec. 30, 1941	W	57-41	Oklahoma City

CENTRAL OKLAHOMA (3-1)

Dec. 26, 1938	L	45-52	Oklahoma City
Dec. 30, 1939	W	44-35	Oklahoma City
Dec. 12, 1998	W	133-108	Fort Worth
Dec. 9, 2000	W	141-92	Fort Worth

CHICAGO STATE (1-0)

Dec. 28, 2010	W	99-72	Fort Worth
---------------	---	-------	------------

CINCINNATI (0-5)

Mar. 13, 1959	L	73-77	Lawrence
Dec. 22, 1966	L	88-89	Cincinnati
Jan. 11, 2003	L	72-83	Fort Worth
Jan. 17, 2004	L	57-85	Cincinnati
Feb. 26, 2005	L	74-89	Fort Worth

CLEMSON (0-1)

Nov. 25, 1977	L	62-125	Clemson
Nov. 15, 2008	L	58-70	Charleston

COASTAL CAROLINA (1-0)

Dec. 27, 1991	W	93-67	Oklahoma City
---------------	---	-------	---------------

COLGATE (2-1)

Dec. 29, 1973	L	62-69	Rochester
Dec. 30, 2008	W	62-37	Fort Worth
Nov. 23, 2009	W	76-63	Fort Worth

COLLEGE OF CHARLESTON (0-2)

Nov. 26, 2000	L	71-76	Honolulu
Nov. 16, 2008	L	75-86	Charleston

COLORADO (2-2)

Dec. 21, 1982	W	77-52	Fort Worth
Dec. 27, 1983	L	65-70	Boulder
Dec. 20, 2005	L	59-77	Fort Worth
Dec. 3, 2008	W	62-46	Boulder

COLORADO STATE (10-9)

Dec. 21, 1971	L	78-109	Fort Collins
Dec. 22, 1973	W	70-65	Fort Worth
Nov. 30, 1985	W	78-49	Fort Worth
Dec. 6, 1986	W	80-77	Fort Collins
Jan. 16, 1999	W (OT)	92-89	Fort Collins
Feb. 13, 1999	W	84-79	Fort Worth
Jan. 21, 2006	W	85-72	Fort Worth
Feb. 22, 2006	L	74-89	Fort Collins
Mar. 7, 2006	L	60-64	Denver
Jan. 17, 2007	L	54-66	Fort Worth
Feb. 13, 2007	L	66-82	Fort Collins
Jan. 19, 2008	W	70-58	Fort Collins
Feb. 20, 2008	W	66-64	Fort Worth
Jan. 3, 2009	W	81-67	Fort Worth
Feb. 7, 2009	L	65-71	Fort Collins
Jan. 27, 2010	L	57-63	Fort Collins
Feb. 27, 2010	W	73-67	Fort Worth
Jan. 15, 2011	L	69-79	Fort Collins
Feb. 16, 2011	L	55-69	Fort Worth

COLUMBIA (1-1)

Dec. 29, 1972	L	61-74	Portland
Dec. 29, 1994	W	66-64	Oakland

CONNECTICUT (1-2)

Dec. 29, 1967	W	72-65	Storrs
Dec. 12, 1981	L (OT)	67-69	Tulsa
Nov. 22, 1995	L	76-102	Anchorage

COPPIN STATE (1-0)

Dec. 22, 1995	W	89-86	Fort Worth
---------------	---	-------	------------

CORPUS CHRISTI N.A.S. (0-1)

Dec. 21, 1942	L	34-54	Corpus Christi
---------------	---	-------	----------------

CREIGHTON (1-2)

Dec. 14, 1959	L	64-72	Omaha
Dec. 4, 2001	W	82-77	Fort Worth
Jan. 26, 2003	L	79-89	Omaha

DALLAS ATHLETIC CLUB (2-0)

Jan. 5, 1931	W	57-19	Fort Worth
Dec. 22, 1931	W	58-27	Fort Worth

DALLAS LUMBER (0-2)

1924-25	L	13-15	Fort Worth
1924-25	L	13-24	Fort Worth

DALLAS N.A.S. (1-1)

Dec. 10, 1945	W	59-55	Dallas
Dec. 17, 1945	L	47-54	Fort Worth

DALLAS UNIVERSITY (1-0)

1922	W	55-21	Fort Worth
------	---	-------	------------

DANIEL BAKER (1-0)

Dec. 20, 1930	W	49-24	Fort Worth
---------------	---	-------	------------

DECATUR BAPTIST (1-2)

1917	W	33-18	Decatur
1917	L	16-33	Decatur
1917	L	14-34	Decatur

DELAWARE STATE (1-0)

Dec. 3, 1997	W	138-75	Fort Worth
--------------	---	--------	------------

DENVER (0-2)

Dec. 30, 1970	L	77-85	Denver
Jan. 11, 1971	L	74-85	Fort Worth

DEPAUL (2-6)

Mar. 14, 1959	W	71-65	Lawrence, Kan.
Feb. 24, 1993	L	68-79	Chicago
Dec. 21, 1993	L	69-93	Fort Worth
Feb. 6, 2002	W	92-83	Fort Worth
Jan. 14, 2003	L	65-71	Chicago
Jan. 20, 2004	L	54-61	Fort Worth
Mar. 11, 2004	L	65-89	Cincinnati
Feb. 1, 2005	L	62-64	Chicago

DRAKE (2-3)

Dec. 12, 1959	L	61-78	Des Moines
Dec. 19, 1970	L	78-79	Fort Worth
Dec. 21, 1985	W	74-59	Fort Worth
Feb. 2, 1991	W	79-69	Des Moines
Nov. 26, 2005	L	79-86	Las Vegas

DREXEL (0-1)

Dec. 3, 1993	L	71-84	Fairfield
--------------	---	-------	-----------

DR PEPPER OF DALLAS (3-0)

Dec. 15, 1931	W	28-14	Fort Worth
1932-33	W	50-36	Fort Worth
Dec. 9, 1941	W	49-48	Fort Worth

DUNCAN FIELD (1-0)

Dec. 19, 1942	W	36-28	San Antonio
---------------	---	-------	-------------

EAGLE MOUNTAIN MARINE (1-0)

Nov. 30, 1945	W	36-20	Fort Worth
---------------	---	-------	------------

ALL-TIME SERIES RESULTS

EAST CAROLINA (3-2)

Dec. 30, 1988	L	74-80	Greenville
Dec. 30, 1989	W	77-55	Fort Worth
Mar. 2, 2002	W	66-63	Fort Worth
Feb. 21, 2004	L	70-75	Greenville
Feb. 5, 2005	W	71-59	Fort Worth

EAST CENTRAL TEACHERS (0-1)

Dec. 27, 1938	L	25-52	Oklahoma City
---------------	---	-------	---------------

EASTERN KENTUCKY (1-1)

Dec. 26, 1962	L	65-69	Shreveport
Dec. 1, 1991	W	55-48	San Juan, P.R.

EASTERN MICHIGAN (1-0)

Dec. 21, 1999	W	107-101	Fort Worth
---------------	---	---------	------------

EMPORIA STATE (1-0)

Dec. 18, 1948	W	61-37	Emporia
---------------	---	-------	---------

FAIRFIELD (1-0)

Jan. 4, 1995	W	91-82	Fort Worth
--------------	---	-------	------------

FIRST BAPTIST CHURCH (2-0)

1917-18	W	32-20	Fort Worth
1917-18	W	36-26	Fort Worth

FIRST CHRISTIAN CHURCH (1-0)

1923-24	W	31-18	Fort Worth
---------	---	-------	------------

FLORIDA (0-2)

Dec. 21, 1974	L	61-73	Fort Worth
Mar. 17, 1986	L	75-77	Gainesville

FLORIDA STATE (2-1)

Dec. 12, 1963	W	66-62	Fort Worth
Mar. 13, 1998	L	87-96	Oklahoma City
Nov. 28, 2004	W	71-70	Corpus Christi

FORDHAM (1-0)

Dec. 4, 1987	W	61-59	Syracuse
--------------	---	-------	----------

FORT SAM HOUSTON (1-0)

Mar. 17, 1952	W	87-45	Fort Worth
---------------	---	-------	------------

FORT WORTH A.A.F. (1-3)

Dec. 9, 1943	W	31-28	Fort Worth
Dec. 12, 1943	L	25-36	Fort Worth
Dec. 11, 1944	L	41-57	Fort Worth
Dec. 13, 1944	L	45-54	Fort Worth

FORT WORTH JAYCEES (1-1)

1935-36	W	28-25	Fort Worth
Jan. 30, 1936	L	18-24	Fort Worth

FORT WORTH YMCA (2-1)

1913-14	L	18-70	Fort Worth
1914-15	W	26-16	Fort Worth
Feb. 12, 1926	W	52-26	Fort Worth

FRESNO STATE (4-4)

Dec. 21, 1979	L	48-83	Fresno
Mar. 6, 1997	W	106-81	Las Vegas
Jan. 8, 1998	W	91-76	Fort Worth
Feb. 5, 1998	W	99-91	Fresno
Jan. 20, 2000	L	96-101	Fort Worth
Feb. 20, 2000	L	93-98	Fresno
Jan. 10, 2001	L	82-94	Fresno
Feb. 15, 2001	W	102-88	Fort Worth

FURMAN (0-1)

Dec. 27, 1963	L	47-68	Greenville
---------------	---	-------	------------

GEORGE WASHINGTON (1-0)

Dec. 28, 1962	W	77-62	Shreveport
---------------	---	-------	------------

GEORGIA (0-2)

Dec. 3, 1965	L	75-76	Athens
Dec. 1, 1989	L	72-77	Bowling Green

GEORGIA STATE (2-0)

Dec. 19, 1979	W	99-82	Fort Worth
Dec. 22, 1979	W	88-76	Fresno

GEORGIA TECH (0-2)

Dec. 1, 1965	L	87-112	Atlanta
Dec. 21, 1967	L	67-70	Atlanta

GONZAGA (1-1)

Dec. 28, 1974	L	60-68	San Francisco
Dec. 30, 1998	W	90-87	Fort Worth

GOODYEAR TIRE (1-0)

Mar. 10, 1953	W	75-49	Fort Worth
---------------	---	-------	------------

GRAMBLING STATE (8-0)

Dec. 23, 1987	W	65-56	Fort Worth
Dec. 30, 1999	W	143-110	Fort Worth
Jan. 24, 2001	W	120-95	Fort Worth
Dec. 30, 2002	W	103-84	Fort Worth
Dec. 29, 2003	W	99-71	Fort Worth
Dec. 28, 2004	W	98-83	Fort Worth
Dec. 28, 2005	W	79-64	Fort Worth
Nov. 24, 2006	W	64-46	Fort Worth
Nov. 21, 2007	W	99-67	Fort Worth

GRAND PRAIRIE N.A.S. (2-2)

Feb. 2, 1943	W	43-32	Fort Worth
Feb. 9, 1943	W	47-20	Grand Prairie
Dec. 4, 1944	L	39-45	Fort Worth
Dec. 6, 1944	L	46-58	Grand Prairie

HAMLIN (0-1)

Dec. 17, 1948	L	49-66	St. Paul
---------------	---	-------	----------

HARDIN-SIMMONS (9-12)

1915	L	15-37	Fort Worth
1915	L	26-30	Abilene
1918	L	23-27	Fort Worth
1918	W	25-23	Abilene
1920	L	22-25	Fort Worth
1920	L	28-34	Fort Worth
1920	L	16-35	Abilene
1922	W	31-30	Fort Worth
1922	L	15-17	Fort Worth
1928-29	W	30-27	Fort Worth
1928-29	W	39-17	Fort Worth
Dec. 19, 1930	W	25-14	Abilene
Dec. 30, 1930	W	23-15	Fort Worth
1936-37	L	18-21	Abilene
1936-37	L	19-27	Abilene
Dec. 29, 1948	L	46-47	Abilene
Dec. 4, 1950	W	53-35	Fort Worth
Dec. 14, 1951	W	49-37	Fort Worth
Dec. 10, 1952	W	50-43	Fort Worth
Jan. 7, 1975	L	74-75	Fort Worth
Feb. 22, 1977	L	76-83	Abilene

HAWAI'I (7-3)

Dec. 18, 1968	W	89-59	Fort Worth
Jan. 11, 1973	W	78-76	Fort Worth
Jan. 11, 1975	W	69-62	Fort Worth
Jan. 19, 1998	W	83-76	Honolulu
Feb. 12, 1998	W	126-84	Fort Worth
Jan. 15, 2000	L	86-90	Honolulu
Feb. 10, 2000	W	106-96	Fort Worth
Jan. 4, 2001	W	103-64	Fort Worth
Feb. 22, 2001	L	87-102	Honolulu
Mar. 8, 2001	L	79-99	Tulsa

HILLYARDS (0-1)

Dec. 18, 1926	L	14-15	Fort Worth
---------------	---	-------	------------

HOFSTRA (1-0)

Jan. 18, 1993	W	66-63	Fort Worth
---------------	---	-------	------------

HOUSTON (24-47)

Dec. 10, 1955	L	58-85	Birmingham
Dec. 28, 1960	L	72-85	Oklahoma City
Dec. 12, 1961	L	71-75	Houston
Dec. 26, 1961	L	76-82	Oklahoma City
Jan. 25, 1962	L	56-61	Fort Worth
Dec. 10, 1962	L	69-76	Fort Worth
Jan. 29, 1963	L	71-87	Houston
Dec. 9, 1963	W	65-59	Fort Worth
Jan. 23, 1964	L	63-83	Houston
Dec. 10, 1964	L	62-67	Fort Worth
Jan. 18, 1965	L	87-108	Houston
Dec. 18, 1965	L	102-132	Fort Worth
Jan. 27, 1966	L	79-100	Houston
Mar. 16, 1968	L	68-103	Wichita
Jan. 14, 1976	W	88-70	Fort Worth
Feb. 10, 1976	L	95-103	Houston
Jan. 15, 1977	L	74-78	Fort Worth
Feb. 12, 1977	L	74-114	Houston
Feb. 26, 1977	L	67-111	Houston
Jan. 14, 1978	L	63-79	Fort Worth
Feb. 1, 1978	L	55-93	Houston
Jan. 13, 1979	L	66-95	Houston
Jan. 31, 1979	W	77-71	Fort Worth
Jan. 22, 1980	W	71-69	Fort Worth
Feb. 12, 1980	L	59-87	Houston
Jan. 24, 1981	L	59-68	Houston
Feb. 17, 1981	W (4 OT)	78-77	Fort Worth
Mar. 6, 1981	L	53-73	San Antonio
Jan. 26, 1982	W	85-82	Fort Worth
Feb. 16, 1982	L	65-74	Houston
Jan. 12, 1983	L	51-54	Fort Worth
Feb. 12, 1983	L	66-74	Houston
Mar. 12, 1983	L	59-62	Dallas
Jan. 7, 1984	L	67-81	Houston
Feb. 9, 1984	L	60-76	Fort Worth
Jan. 3, 1985	L	73-83	Fort Worth
Feb. 1, 1985	W	85-80	Houston
Jan. 29, 1986	W	53-49	Fort Worth
Mar. 1, 1986	L (OT)	83-85	Houston
Jan. 24, 1987	W	62-56	Houston
Feb. 25, 1987	L	65-84	Fort Worth
Jan. 17, 1988	L	57-77	Fort Worth
Feb. 17, 1988	L	47-66	Houston
Jan. 18, 1989	W	55-54	Houston
Feb. 18, 1989	W	82-66	Fort Worth
Jan. 20, 1990	W	89-73	Fort Worth
Feb. 21, 1990	L	62-82	Houston
Jan. 23, 1991	L (OT)	88-91	Houston
Feb. 23, 1991	W	75-74	Fort Worth
Feb. 1, 1992	W	67-54	Fort Worth
Mar. 3, 1992	L	44-50	Houston
Mar. 14, 1992	L (2 OT)	84-87	Dallas
Feb. 6, 1993	W	68-66	Fort Worth
Mar. 6, 1993	L	66-86	Houston
Jan. 12, 1994	W	87-76	Houston
Feb. 8, 1994	W	95-86	Fort Worth
Jan. 14, 1995	W	106-92	Fort Worth
Feb. 11, 1995	W	106-95	Houston
Mar. 9, 1995	L	77-80	Dallas
Jan. 17, 1996	L	86-90	Houston
Feb. 14, 1996	L	82-86	Fort Worth
Jan. 15, 2002	L	71-82	Houston
Feb. 9, 2002	W	87-69	Fort Worth
Feb. 1, 2003	L	56-61	Fort Worth
Mar. 1, 2003	L	57-75	Houston
Jan. 13, 2004	W	55-54	Houston
Feb. 28, 2004	W	71-65	Fort Worth
Jan. 19, 2005	W	58-51	Fort Worth
Feb. 19, 2005	L	57-69	Houston
Dec. 23, 2009	L	81-105	Houston
Nov. 27, 2010	W	79-63	Fort Worth

ALL-TIME SERIES RESULTS

HOUSTON BAPTIST (5-1)

Dec. 23, 1970	W	75-70	Fort Worth
Jan. 16, 1973	L	93-94	Fort Worth
Jan. 8, 1974	W	74-64	Fort Worth
Jan. 2, 1975	W	98-61	Fort Worth
Jan. 24, 1976	W	87-86	Fort Worth
Dec. 7, 1976	W	89-62	Fort Worth

HOWARD (1-0)

Dec. 2, 1995	W	103-74	Fort Worth
--------------	---	--------	------------

HOWARD PAYNE (11-1)

1922	W	31-26	Fort Worth
1922	W	39-11	Fort Worth
Dec. 7, 1940	L	35-49	Brownwood
Dec. 18, 1940	W	50-46	Fort Worth
Dec. 5, 1949	W	61-31	Fort Worth
Jan. 27, 1951	W	79-44	Fort Worth
Dec. 13, 1951	W	80-45	Fort Worth
Dec. 23, 1953	W	96-47	Fort Worth
Dec. 18, 1954	W	84-61	Fort Worth
Dec. 22, 1956	W	92-75	Fort Worth
Dec. 19, 1957	W	80-62	Fort Worth
Nov. 26, 1985	W	87-46	Fort Worth

HUMBLE OILERS (0-1)

Dec. 29, 1934	L	15-38	New London
---------------	---	-------	------------

HUNT OILERS (0-2)

Dec. 27, 1934	L	20-34	Gaston
Dec. 28, 1934	L	21-37	Tyler

IDAHO (0-1)

Dec. 28, 1965	L	90-96	Albuquerque
---------------	---	-------	-------------

IDAHO STATE (3-2)

Dec. 22, 1977	L	61-89	Reno
Dec. 28, 1982	W	90-82	Logan
Dec. 9, 1983	W	53-52	Huntington
Dec. 2, 1987	W	65-50	Fort Worth
Dec. 23, 1988	L	59-70	Pocatello

ILLINOIS (0-3)

Dec. 10, 1979	L	64-79	Fort Worth
Dec. 6, 1980	L	55-87	Champagne
Nov. 29, 1996	L	67-73	Hilo

ILLINOIS-CHICAGO (1-0)

Dec. 3, 1994	W	120-105	Fort Worth
--------------	---	---------	------------

INDIANA (0-3)

Dec. 12, 1950	L	68-87	Bloomington
Dec. 27, 1993	L	65-81	Indianapolis
Dec. 10, 2008	L	56-66	Bloomington

INDIANA STATE (0-1)

Nov. 21, 1999	L	77-89	Fairbanks
---------------	---	-------	-----------

IOWA (0-2)

Dec. 31, 1946	L	37-61	Iowa City
Dec. 22, 1948	L	46-47	Iowa City

IOWA STATE (5-1)

Dec. 14, 1974	L	90-91	Ames
Dec. 9, 1975	W	95-83	Fort Worth
Dec. 14, 1981	W	72-63	Fort Worth
Dec. 18, 1982	W	74-66	Ames
Nov. 29, 1991	W	53-52	San Juan
Dec. 24, 1997	W	93-54	San Juan

JACKSON STATE (3-0)

Nov. 22, 2005	W	76-74	Fort Worth
Dec. 27, 2007	W	79-68	Fort Worth
Nov. 12, 2010	W	86-62	Fort Worth

JOHN BROWN (1-0)

Dec. 1, 1984	W	71-57	Fort Worth
--------------	---	-------	------------

KANSAS (0-4)

Mar. 21, 1952	L	64-68	Kansas City
Dec. 20, 1997	L	78-94	Kansas City
Dec. 1, 2003	L	66-85	Fort Worth
Dec. 9, 2004	L	74-93	Lawrence

KANSAS STATE (2-3)

Dec. 11, 1947	L	17-75	Manhattan
Mar. 15, 1968	W	77-72	Wichita
Dec. 19, 1969	L	65-75	Fort Worth
Dec. 1, 1970	L	70-79	Manhattan
Mar. 10, 1999	W	72-71	Manhattan

KELLY FIELD (2-0)

Dec. 11, 1942	W	39-30	Fort Worth
Dec. 19, 1942	W	51-19	San Antonio

KENTUCKY (0-2)

Dec. 2, 1976	L	53-103	Lexington
Jan. 20, 1996	L	80-124	Lexington

KENTUCKY WESLEYAN (0-1)

Dec. 14, 1955	L	62-72	Fort Worth
---------------	---	-------	------------

LACKLAND A.F.B. (1-0)

Jan. 22, 1951	W	54-55	Austin
---------------	---	-------	--------

LAMAR (8-2)

Dec. 7, 1971	W	95-76	Beaumont
Jan. 2, 1971	W	115-94	Fort Worth
Dec. 6, 1972	W	73-66	Fort Worth
Dec. 15, 1973	W	70-66	Fort Worth
Dec. 10, 1974	W	90-87	Beaumont
Dec. 6, 1975	W	96-79	Fort Worth
Dec. 30, 1975	L	48-54	Monroe
Dec. 1, 1986	L	72-83	Beaumont
Dec. 10, 1988	W	63-60	Fort Worth
Dec. 9, 1989	W	95-66	Fort Worth

LAWRENCE TECH (0-1)

Dec. 22, 1947	L	40-42	Southfield, Mich.
---------------	---	-------	-------------------

LENOIR-RHYNE (1-0)

Dec. 8, 2001	W	93-55	Fort Worth
--------------	---	-------	------------

LIBERTY (1-0)

Jan. 3, 1997	W	80-68	Fort Worth
--------------	---	-------	------------

LONG ISLAND (2-1)

Jan. 1, 1945	L	31-56	New York City
Dec. 1, 1990	W	92-55	Fort Worth
Nov. 22, 1997	W	105-95	Fort Worth

LONG BEACH STATE (4-1)

Dec. 4, 1982	L	74-92	Long Beach
Dec. 17, 1983	W	79-44	Fort Worth
Dec. 23, 1985	W	85-50	Fort Worth
Dec. 23, 1986	W	88-72	Long Beach
Mar. 19, 1992	W	73-61	Fort Worth

LOUISIANA-LAFAYETTE (1-1)

Dec. 5, 1968	W	73-58	Fort Worth
Dec. 9, 1969	L	70-83	Lafayette

LOUISIANA-MONROE (1-3)

Dec. 29, 1975	L	75-76	Monroe
Nov. 27, 1999	W	98-78	Fort Worth
Nov. 25, 2001	L	90-94	Fort Worth
Dec. 14, 2002	L	79-90	Fort Worth

LOUISIANA TECH (6-6)

Dec. 15, 1939	W	39-32	Ruston
Nov. 23, 1990	L	71-82	Shreveport
Dec. 1, 1992	W	64-50	Fort Worth
Dec. 29, 1992	L	49-66	Ruston
Dec. 23, 1993	W	92-74	Fort Worth
Jan. 3, 1994	W	73-53	Shreveport
Dec. 7, 1994	W	92-82	Fort Worth
Dec. 17, 1994	L	73-79	Ruston
Dec. 7, 1996	W	79-76	Fort Worth
Dec. 23, 1999	L	76-95	Fort Worth
Dec. 22, 2008	L	67-72	Ruston
Nov. 28, 2009	L	63-68	Fort Worth

LOUISVILLE (1-5)

Jan. 12, 2002	L	85-93	Louisville
Mar. 6, 2002	L	86-110	Cincinnati
Jan. 18, 2003	L	74-87	Louisville
Feb. 17, 2004	W	71-46	Fort Worth
Jan. 8, 2005	L	61-86	Louisville
Mar. 10, 2005	L	61-85	Memphis

LOYOLA-CHICAGO (0-5)

Dec. 21, 1945	L	36-37	Chicago
Dec. 7, 1946	L	41-47	Dallas
Dec. 9, 1946	L	39-45	Fort Worth
Dec. 28, 1946	L	55-61	Chicago
Dec. 23, 1947	L	35-67	Chicago

LOYOLA-NEW ORLEANS (7-3)

Dec. 19, 1958	W	67-63	New Orleans
Dec. 12, 1964	L	73-82	Fort Worth
Dec. 17, 1964	L	81-91	New Orleans
Dec. 6, 1965	W	77-66	Fort Worth
Dec. 6, 1966	L	75-91	New Orleans
Dec. 13, 1967	W	101-69	Fort Worth
Dec. 10, 1968	W	97-83	New Orleans
Dec. 27, 1968	W	78-76	Santa Barbara
Dec. 6, 1969	W	83-63	Fort Worth
Dec. 5, 1970	W	99-89	New Orleans

LSU (1-3)

Dec. 31, 1947	L	46-52	Fort Worth
Dec. 17, 1960	L	62-68	Fort Worth
Dec. 7, 1961	L	58-83	Baton Rouge
Nov. 21, 1986	W	83-74	Baton Rouge

MAJOR CITY ALL-STARS (1-0)

1924-25	W	28-19	Fort Worth
---------	---	-------	------------

MANHATTAN (0-2)

Dec. 6, 1951	L	52-65	New York City
Dec. 4, 1992	L	42-67	Milwaukee

MARLAND OIL (0-2)

Dec. 22, 1926	L	15-26	Fort Worth
Jan. 9, 1927	L	26-28	Fort Worth

MARQUETTE (4-2)

Jan. 23, 2002	L	72-83	Milwaukee
Feb. 22, 2003	L	68-79	Fort Worth
Feb. 3, 2004	W	85-79	Milwaukee
Mar. 10, 2004	W	64-62	Cincinnati
Feb. 9, 2005	W	63-62	Fort Worth
Mar. 9, 2005	W (OT)	60-57	Memphis

MARSHALL (1-1)

Dec. 10, 1983	L	67-90	Huntington
Mar. 12, 1987	W	76-60	Charlotte

MARSHALL EVANS PRINTERS (1-0)

1929-30	W	53-21	Fort Worth
---------	---	-------	------------

MARYLAND (0-2)

Nov. 25, 1988	L	67-74	Irvine
Mar. 26, 2005	L	73-85	College Park

ALL-TIME SERIES RESULTS

MARYLAND-EASTERN SHORE (1-0)

Dec. 21, 2004 W 93-53 Fort Worth

MARYVILLE (1-0)

Dec. 30, 1942 W 40-38 Oklahoma City

MASSACHUSETTS (1-0)

 Dec. 28, 1967 W 63-56 Storrs
 Nov. 22, 2010 L 48-67 Springfield

MCCLOSKEY HOSPITAL (1-0)

Dec. 9, 1944 W 36-33 Fort Worth

MCMURRY (3-0)

 Dec. 10, 1956 W 97-50 Fort Worth
 Dec. 6, 1957 W 75-50 Fort Worth
 Nov. 23, 1985 W 89-43 Fort Worth

MCNEESE STATE (2-0)

 Nov. 23, 1996 W 93-74 Fort Worth
 Nov. 22, 2008 W 68-64 Fort Worth

MEMPHIS (1-10)

 Dec. 10, 1966 L 54-56 Fort Worth
 Dec. 23, 1967 L 61-65 Memphis
 Dec. 23, 1976 L 72-116 Memphis
 Jan. 9, 2002 L 93-98 Fort Worth
 Feb. 2, 2002 L 72-98 Memphis
 Feb. 8, 2003 L 69-84 Fort Worth
 Feb. 26, 2003 L 64-88 Memphis
 Jan. 31, 2004 L 69-75 Fort Worth
 Mar. 3, 2004 L 65-83 Memphis
 Jan. 15, 2005 W 61-59 Memphis
 Jan. 29, 2005 L 57-72 Fort Worth

MEXICO OLYMPIC TEAM (1-0)

Dec. 12, 1966 W 87-86 Fort Worth

MIAMI (FLA.) (1-0)

Dec. 14, 1957 W 82-59 Birmingham

MIAMI (OHIO) (1-0)

Mar. 16, 2005 W 60-58 Oxford

MICHIGAN (0-1)

Dec. 13, 1962 L 60-82 Ann Arbor

MICHIGAN STATE (1-1)

 Dec. 20, 1986 W 66-47 Fort Worth
 Dec. 12, 1987 L 52-69 East Lansing

MID-AMERICA CHRISTIAN (1-0)

Nov. 13, 2009 W 74-69 Fort Worth

MIDDLE TENNESSEE STATE (3-0)

 Dec. 7, 1993 W 65-56 Fort Worth
 Dec. 21, 1994 W 100-78 Murfreesboro
 Nov. 30, 1995 W 86-83 Fort Worth

MIDWESTERN STATE (1-1)

 Dec. 3, 1953 L 64-67 Fort Worth
 Nov. 30, 1994 W 119-78 Fort Worth

MINNESOTA (0-2)

 Dec. 29, 1971 L 57-83 Honolulu
 Nov. 25, 2000 L 99-107 Honolulu

MISSISSIPPI (1-2)

 Nov. 27, 1976 W 70-61 Fort Worth
 Dec. 4, 1976 L 63-68 Oxford
 Dec. 21, 1984 L (OT) 64-66 Jacksonville

MISSISSIPPI STATE (1-1)

 Dec. 17, 1988 W 66-65 Fort Worth
 Mar. 3, 1990 L 60-64 Starkville

MISSISSIPPI VALLEY STATE (2-0)

 Dec. 2, 1989 W 90-75 Bowling Green
 Dec. 12, 1997 W 106-83 Fort Worth

MISSOURI (1-4)

 Dec. 30, 1946 L 38-63 St. Louis
 Dec. 12, 1949 W 37-35 Columbia
 Dec. 13, 1949 L 45-54 Columbia
 Dec. 14, 1950 L 45-50 Columbia
 Dec. 18, 1952 L 45-55 Columbia

MISSOURI STATE (2-2)
Formerly Southwest Missouri State

 Nov. 16, 1997 W 78-67 Fort Worth
 Dec. 19, 1998 W 71-69 Springfield
 Dec. 11, 1999 L 60-69 Fort Worth
 Jan. 8, 2000 L 74-75 Springfield

MONTANA (1-0)

Mar. 11, 1986 W 76-69 Missoula

MONTANA STATE (3-1)

 Dec. 5, 1988 W 75-57 Fort Worth
 Dec. 21, 1989 L 62-76 Bozeman
 Nov. 30, 1996 W 89-76 Hilo
 Jan. 7, 1996 W (3 OT) 98-96 Fort Worth

MONTGOMERY WARD (1-0)

1937-38 W 42-23 Fort Worth

MORGAN STATE (1-0)

Dec. 6, 1997 W 133-74 Fort Worth

MURRAY STATE (0-1)

Dec. 3, 2003 L 67-73 Fort Worth

NAVY (1-0)

Dec. 28, 1956 W 67-65 Houston

NEBRASKA (2-6)

 Dec. 20, 1951 W 58-57 Fort Worth
 Dec. 11, 1970 L 64-69 Fort Worth
 Dec. 11, 1972 L 58-72 Lincoln
 Mar. 24, 1983 L 57-67 Lincoln
 Mar. 15, 1999 W 101-89 Fort Worth
 Nov. 19, 2008 L 50-62 Fort Worth
 Nov. 21, 2009 L 77-90 Lincoln
 Dec. 11, 2010 L 56-70 Lincoln

NEVADA (2-0)

 Jan. 13, 2001 W 89-88 Reno
 Feb. 17, 2001 W 110-84 Fort Worth

NEW HAMPSHIRE (1-0)

Dec. 29, 1995 W 93-74 East Rutherford

NEW MEXICO (5-15)

 Dec. 29, 1964 L 58-76 El Paso
 Dec. 29, 1980 L 69-76 Albuquerque
 Jan. 9, 1997 L 64-79 Albuquerque
 Feb. 8, 1997 W 80-59 Fort Worth
 Jan. 5, 1998 L 77-98 Albuquerque
 Feb. 21, 1998 W 95-64 Fort Worth
 Mar. 6, 1998 L 73-80 Las Vegas
 Jan. 11, 2006 L 54-56 Albuquerque
 Feb. 11, 2006 L 42-53 Fort Worth
 Jan. 3, 2007 W 64-52 Fort Worth
 Feb 17, 2007 L 58-74 Albuquerque
 Mar. 6, 2007 W 62-54 Las Vegas
 Jan. 15, 2008 W 74-72 Fort Worth
 Feb. 16, 2008 L 48-64 Albuquerque
 Jan. 24, 2009 L 52-69 Fort Worth
 Feb. 24, 2009 L 62-76 Albuquerque
 Jan. 30, 2010 L 57-73 Fort Worth
 Mar. 3, 2010 L 66-73 Albuquerque
 Jan. 26, 2011 L 46-71 Albuquerque
 Feb. 26, 2011 L 70-80 Fort Worth

NEW MEXICO STATE (1-0)

Mar. 22, 1952 W 61-44 Kansas City

NEW ORLEANS (1-0)

Nov. 18, 1998 W 74-61 Fort Worth

NIAGARA (1-0)

Dec. 22, 1984 W 81-71 Jacksonville

NICHOLLS STATE (1-0)

Nov. 24, 1990 W 107-59 Shreveport

NORMAN N.A.S. (0-3)

 Dec. 27, 1943 L 37-39 Oklahoma City
 Dec. 22, 1944 L 36-56 Norman
 Dec. 23, 1944 L 22-53 Norman

NORTH AMERICAN AVIATION (0-1)

Dec. 19, 1944 L 42-43 Fort Worth

NORTH CAROLINA A&T (0-2)

 Dec. 5, 1992 L (OT) 85-87 Milwaukee
 Dec. 4, 1993 L 82-85 Fairfield

NORTH SIDE HIGH (1-2)

 1913-14 L 9-29 Fort Worth
 1913-14 L 12-41 Fort Worth
 1914-15 W 37-19 Fort Worth

NORTH TEXAS (43-31)

 1914 L 16-41 Denton
 1914 L 11-37 Fort Worth
 1914 L 8-42 Denton
 1915 L 12-21 Denton
 1915 W 26-6 Fort Worth
 1916 W 21-20 Denton
 1917 W 28-26 Denton
 Jan. 11, 1923 L 10-26 Fort Worth
 Jan. 12, 1923 L 18-23 Fort Worth
 Feb. 5, 1923 L 14-37 Denton
 Feb. 6, 1923 L 20-27 Denton
 Jan. 4, 1926 W 21-17 Fort Worth
 Jan. 6, 1926 L 23-36 Denton
 Jan. 8, 1926 L 28-37 Denton
 Jan. 9, 1926 W 16-11 Fort Worth
 Jan. 6, 1927 W 20-17 Denton
 Jan. 7, 1927 W 20-14 Fort Worth
 1927 W 17-16 Denton
 1927 W 29-23 Fort Worth
 1928 W 39-33 Denton
 Dec. 20, 1929 L 17-22 Fort Worth
 1929 W 16-15 Denton
 Dec. 17, 1930 W 27-24 Fort Worth
 Jan. 3, 1931 W 30-29 Denton
 Dec. 18, 1931 W 40-12 Fort Worth
 Jan. 2, 1932 W 34-19 Denton
 1932 W 31-19 Fort Worth
 Jan. 12, 1933 W 24-20 Denton
 Dec. 16, 1933 W 44-33 Denton
 Jan. 2, 1934 W 39-13 Denton
 Feb. 1, 1935 W 34-18 Fort Worth
 Feb. 4, 1935 W 36-17 Denton
 Jan. 6, 1938 W 25-21 Fort Worth
 Dec. 9, 1938 L 28-34 Denton
 Dec. 18, 1939 W 39-28 Fort Worth
 Jan. 17, 1940 L 36-42 Denton
 Dec. 10, 1940 W 43-36 Fort Worth
 Jan. 29, 1941 W 54-44 Denton
 Dec. 6, 1941 L 34-49 Fort Worth
 Dec. 16, 1941 L 46-54 Denton
 Dec. 5, 1942 L 32-35 Denton
 Dec. 6, 1942 W 46-34 Denton
 Dec. 9, 1942 W 49-40 Fort Worth
 Dec. 10, 1942 W 43-34 Fort Worth
 Dec. 4, 1945 W 55-50 Denton
 Dec. 6, 1945 W 46-37 Fort Worth
 Dec. 13, 1946 L 42-50 Denton
 Dec. 18, 1946 L 45-55 Fort Worth
 Dec. 4, 1948 L 52-63 Fort Worth

ALL-TIME SERIES RESULTS

Dec. 6, 1948	L	44-71	Denton
Dec. 31, 1949	W	48-43	Fort Worth
Dec. 29, 1950	W	63-59	Denton
Jan. 6, 1973	L	53-67	Fort Worth
Dec. 4, 1973	L	93-109	Denton
Dec. 11, 1976	L	81-85	Fort Worth
Dec. 10, 1977	L	46-73	Denton
Dec. 9, 1978	L	79-83	Fort Worth
Dec. 8, 1979	L	79-84	Denton
Dec. 9, 1980	L	75-76	Fort Worth
Dec. 8, 1981	W	78-73	Denton
Dec. 7, 1982	W	64-58	Fort Worth
Dec. 6, 1983	L	65-66	Denton
Dec. 4, 1984	W	76-58	Fort Worth
Dec. 10, 1985	L	55-56	Denton
Dec. 3, 1986	W	92-85	Fort Worth
Dec. 9, 1987	L	54-79	Denton
Dec. 19, 1995	W	77-67	Fort Worth
Dec. 9, 1997	W	113-74	Fort Worth
Dec. 1, 1998	W	122-69	Fort Worth
Jan. 3, 2000	W	134-91	Fort Worth
Dec. 23, 2001	L	85-92	Fort Worth
Dec. 10, 2002	W	87-80	Denton
Dec. 13, 2003	W	62-58	Fort Worth
Dec. 4, 2004	W	88-78	Denton

NORTHEAST MISSOURI STATE (2-0)

Dec. 29, 1979	W	89-71	Fort Worth
Nov. 30, 1981	W	54-52	Fort Worth

NORTHERN ARIZONA (3-0)

Dec. 19, 1988	W	64-50	Fort Worth
Jan. 29, 1990	W	88-69	Fort Worth
Dec. 12, 1990	W	70-51	Flagstaff

NORTHERN COLORADO (0-1)

Dec. 30, 2009	L	53-64	Fort Worth
---------------	---	-------	------------

NORTHERN IOWA (0-1)

Dec. 4, 2010	L	60-64	Fort Worth
--------------	---	-------	------------

NORTHWESTERN (2-0)

Dec. 28, 1971	W	93-78	Honolulu
Dec. 27, 1987	W	66-64	Portland

NORTHWESTERN STATE (LA.) (5-0)

Dec. 27, 1962	W	80-70	Shreveport
Nov. 30, 1999	W	97-61	Fort Worth
Nov. 17, 2000	W	102-69	Fort Worth
Nov. 16, 2001	W	93-79	Fort Worth
Dec. 21, 2010	W	96-79	Fort Worth

NOTRE DAME (0-5)

Mar. 13, 1971	L	94-102	Houston
Jan. 13, 1980	L	68-85	San Antonio
Dec. 4, 1980	L	63-79	South Bend
Mar. 14, 1987	L	57-58	Charlotte
Mar. 18, 1997	L	72-82	South Bend

OHIO (0-2)

Nov. 26, 1977	L	64-78	Clemson
Nov. 24, 1995	L	68-86	Anchorage

OHIO STATE (0-4)

Dec. 15, 1962	L	62-74	Columbus
Dec. 5, 1964	L	79-84	Fort Worth
Dec. 20, 1966	L	78-84	Columbus
Dec. 29, 1969	L	80-89	Fort Worth

OKLAHOMA (1-9)

1925	L	9-20	Norman
Jan. 2, 1927	L	16-41	Fort Worth
Dec. 26, 1945	L	31-51	Oklahoma City
Dec. 6, 1946	L	54-76	Dallas
Dec. 1, 1966	L	76-90	Norman
Dec. 4, 1967	L	57-66	Fort Worth
Dec. 27, 1986	W	95-82	Oklahoma City
Dec. 28, 1991	L	73-78	Oklahoma City
Dec. 2, 2006	L	35-63	Norman
Dec. 2, 2007	L	66-90	Fort Worth

OKLAHOMA BAPTIST (1-0)

Dec. 28, 1938	W	24-23	Oklahoma City
---------------	---	-------	---------------

OKLAHOMA CITY (21-28)

Dec. 28, 1940	W	42-28	Oklahoma City
Dec. 22, 1950	W	58-45	Oklahoma City
Jan. 26, 1952	L	41-68	Oklahoma City
Mar. 14, 1953	W	58-56	Manhattan
Dec. 5, 1953	L	31-58	Oklahoma City
Dec. 3, 1954	W	68-63	Oklahoma City
Dec. 16, 1954	L	44-63	Fort Worth
Dec. 5, 1955	L	56-84	Oklahoma City
Dec. 23, 1955	L	54-64	Fort Worth
Jan. 19, 1957	W	86-84	Fort Worth
Dec. 9, 1957	W	65-56	Oklahoma City
Dec. 21, 1957	W	64-57	Fort Worth
Dec. 6, 1958	W	66-58	Fort Worth
Jan. 24, 1959	L	65-75	Oklahoma City
Dec. 4, 1959	L	64-69	Oklahoma City
Dec. 22, 1959	L	63-78	Fort Worth
Dec. 5, 1960	L	71-73	Oklahoma City
Dec. 19, 1960	W	78-74	Fort Worth
Dec. 1, 1961	L	91-97	Oklahoma City
Dec. 20, 1961	L	62-73	Fort Worth
Dec. 27, 1961	L	67-71	Oklahoma City
Dec. 3, 1962	L	60-77	Fort Worth
Dec. 21, 1962	W	74-63	Oklahoma City
Dec. 2, 1963	L	70-96	Oklahoma City
Dec. 14, 1963	L	52-67	Fort Worth
Dec. 11, 1965	L	114-138	Oklahoma City
Dec. 21, 1965	W	103-93	Fort Worth
Dec. 17, 1966	W	107-97	Fort Worth
Jan. 2, 1967	L	83-92	Oklahoma City
Dec. 9, 1967	L	71-72	Fort Worth
Dec. 16, 1967	L	86-98	Oklahoma City
Dec. 2, 1968	W	87-84	Fort Worth
Dec. 14, 1968	L	84-86	Oklahoma City
Dec. 1, 1969	L	85-96	Oklahoma City
Dec. 13, 1969	W	79-61	Fort Worth
Dec. 12, 1970	L	58-62	Oklahoma City
Jan. 12, 1971	L	69-76	Fort Worth
Dec. 1, 1971	W	87-78	Oklahoma City
Dec. 11, 1971	W	115-111	Fort Worth
Dec. 2, 1972	L	75-87	Fort Worth
Dec. 16, 1972	L	65-106	Oklahoma City
Dec. 1, 1973	L	77-78	Oklahoma City
Dec. 8, 1973	W	74-69	Fort Worth
Dec. 2, 1974	L	91-95	Oklahoma City
Dec. 7, 1974	W	115-113	Fort Worth
Dec. 1, 1975	L	60-78	Oklahoma City
Dec. 13, 1975	W	76-66	Fort Worth
Dec. 23, 1980	W	73-60	Las Vegas
Dec. 15, 1984	W	71-60	Fort Worth

OKLAHOMA STATE (2-17)

1918	L	22-48	Fort Worth
1919	L	32-35	Stillwater
1924	L	19-26	Fort Worth
1924	L	15-22	Fort Worth
1925	W	37-16	Stillwater
1925	L	13-34	Stillwater
Dec. 28, 1939	L	21-38	Oklahoma City
Dec. 26, 1941	L	25-32	Oklahoma City
Feb. 24, 1945	L	25-60	Stillwater
Feb. 21, 1947	L	26-70	Stillwater
Mar. 13, 1953	L	54-71	Manhattan
Dec. 20, 1969	L	59-69	Fort Worth

Dec. 26, 1986	W	92-61	Oklahoma City
Dec. 22, 1992	L	47-65	Fort Worth
Dec. 9, 1993	L	67-89	Stillwater
Dec. 30, 1997	L	81-82	Fort Worth
Nov. 28, 1998	L	74-79	Stillwater
Nov. 21, 2001	L	77-95	Las Vegas
Nov. 25, 2005	L	58-66	Las Vegas

OLD DOMINION (0-1)

Nov. 25, 2004	L	62-67	Corpus Christi
---------------	---	-------	----------------

ORAL ROBERTS (2-1)

Jan. 6, 1994	L	73-76	Fort Worth
Feb. 26, 1994	W	89-84	Tulsa
Nov. 14, 1998	W	94-93	Fort Worth

OREGON (0-1)

Mar. 17, 1999	L	77-68	Fort Worth
---------------	---	-------	------------

OREGON STATE (0-1)

Dec. 26, 1987	L	49-63	Portland
---------------	---	-------	----------

OREGON TECH (1-0)

Dec. 17, 1979	W	84-77	Fort Worth
---------------	---	-------	------------

ORIGINAL CELTICS OF NEW YORK (1-0)

Jan. 21, 1932	W	36-35	Fort Worth
---------------	---	-------	------------

OWL THEATRE (1-0)

Dec. 3, 1930	W	63-13	Fort Worth
--------------	---	-------	------------

PACIFIC (2-3)

Dec. 6, 1973	L	64-68	Fort Worth
Dec. 1, 1980	W	74-62	Fort Worth
Dec. 5, 1981	L	71-74	Stockton
Dec. 22, 1990	L	60-66	Stockton
Dec. 11, 1991	W	66-61	Fort Worth

PANHANDLE STATE (1-0)

Dec. 29, 1938	W	51-38	Oklahoma City
---------------	---	-------	---------------

PENN STATE (0-1)

Dec. 29, 1981	L	49-54	Santa Clara
---------------	---	-------	-------------

PEPPERDINE (0-1)

Dec. 27, 1945	L	45-57	Oklahoma City
---------------	---	-------	---------------

PHILLIPS COLLEGE (2-1)

Dec. 29, 1939	W	38-33	Oklahoma City
Dec. 29, 1943	W	30-20	Oklahoma City
Dec. 30, 1943	L	26-66	Enid

PITTSBURG STATE (0-1)

Dec. 26, 1940	L	36-56	Oklahoma City
---------------	---	-------	---------------

POLYTECHNIC HIGH (2-0)

1913-14	W	28-21	Fort Worth
1914-15	W	67-17	Fort Worth

PORTLAND (0-1)

Dec. 28, 1987	L	65-67	Portland
---------------	---	-------	----------

PRAIRIE VIEW A&M (2-0)

Dec. 28, 1989	W	84-59	Fort Worth
Dec. 1, 2010	W	78-61	Fort Worth

PRINCETON (1-2)

Dec. 28, 1993	L	43-48	Indianapolis
Dec. 9, 1999	L	72-77	Princeton
Dec. 18, 2000	W	76-45	Fort Worth

PROVIDENCE (1-0)

Nov. 10, 1998	W	79-77	Providence
---------------	---	-------	------------

PURCELL NAVAL GUNNERS (0-1)

Dec. 21, 1944	L	35-44	Purcell
---------------	---	-------	---------

ALL-TIME SERIES RESULTS

PURDUE (2-3)

Dec. 7, 1970	L	74-90	Fort Worth
Dec. 9, 1972	L	70-101	West Lafayette
Mar. 23, 1992	L	51-67	West Lafayette
Dec. 16, 1995	W*	69-88 (Forfeit)	Indianapolis
Dec. 30, 1996	W	97-69	Fort Worth

RANDOLPH FIELD (1-0)

1932-33	W	55-28	San Antonio
---------	---	-------	-------------

RENO CREAMERY (0-1)

Dec. 31, 1932	L	33-38	Fort Worth
---------------	---	-------	------------

RHODE ISLAND (0-1)

Nov. 9, 1998	L	87-89	Providence
--------------	---	-------	------------

RICE (87-88)

1919	W	25-17	Fort Worth
1919	W	23-18	Fort Worth
1920	L	20-50	Houston
1924	W	18-13	Houston
1924	W	16-9	Houston
1924	W	31-30	Fort Worth
1924	W	35-34	Fort Worth
1925	W	29-21	Houston
1925	W	26-12	Houston
Jan. 21, 1926	W	27-24	Houston
Feb. 15, 1926	W	41-21	Fort Worth
Jan. 24, 1927	—	cancelled	Fort Worth
Feb. 21, 1927	W	27-21	Houston
Feb. 13, 1928	L	20-21	Houston
Feb. 24, 1928	W	21-15	Fort Worth
1929	W	28-27	Houston
1929	W	27-26	Fort Worth
Jan. 18, 1930	W	33-24	Fort Worth
Jan. 27, 1930	L	23-24	Houston
Jan. 9, 1931	W	49-38	Fort Worth
Feb. 21, 1931	W	49-29	Houston
Jan. 16, 1932	W	47-22	Fort Worth
Feb. 20, 1932	W	47-28	Houston
Jan. 24, 1933	W	49-23	Fort Worth
Feb. 25, 1933	W	37-34	Houston
Feb. 12, 1934	W	29-27	Houston
Feb. 26, 1934	W	42-25	Fort Worth
Jan. 14, 1935	L	24-36	Fort Worth
Feb. 22, 1935	L	25-29	Houston
Jan. 18, 1936	L	20-34	Fort Worth
Mar. 2, 1936	L	29-45	Houston
Feb. 13, 1937	L	36-43	Fort Worth
Mar. 1, 1937	L	34-43	Houston
Feb. 14, 1938	L	57-62	Houston
Feb. 19, 1938	W	50-48	Fort Worth
Jan. 21, 1939	L	41-44	Fort Worth
Feb. 16, 1939	L	30-44	Houston
Jan. 5, 1940	L	41-57	Houston
Jan. 12, 1940	L	24-57	Fort Worth
Jan. 20, 1941	L	43-61	Fort Worth
Feb. 14, 1942	L	37-44	Fort Worth
Feb. 20, 1942	L	32-52	Houston
Jan. 11, 1943	W	27-23	Houston
Feb. 27, 1943	L	28-36	Fort Worth
Jan. 28, 1944	L	38-48	Fort Worth
Feb. 11, 1944	L	34-63	Houston
Jan. 13, 1945	L	44-50	Houston
Feb. 9, 1945	L	47-68	Fort Worth
Jan. 4, 1946	L	45-58	Houston
Jan. 12, 1946	W	53-49	Fort Worth
Feb. 8, 1947	W	55-50	Fort Worth
Mar. 1, 1947	L	53-64	Houston
Feb. 6, 1948	L	54-68	Houston
Feb. 20, 1948	L	52-55	Fort Worth
Feb. 11, 1949	L	59-66	Houston
Feb. 18, 1949	L	44-62	Fort Worth
Jan. 4, 1950	L	61-80	Houston
Feb. 11, 1950	W	64-36	Fort Worth
Jan. 9, 1951	W	87-66	Fort Worth
Feb. 17, 1951	L	49-54	Houston
Dec. 26, 1951	W	60-57	Dallas
Jan. 8, 1952	W	42-30	Houston

Feb. 12, 1952	W	83-49	Fort Worth
Dec. 27, 1952	L	49-68	Dallas
Jan. 20, 1953	W	69-60	Houston
Feb. 21, 1953	L	56-76	Fort Worth
Jan. 12, 1954	L	52-69	Houston
Feb. 26, 1954	L	65-72	Fort Worth
Jan. 18, 1955	L	63-73	Houston
Feb. 19, 1955	W	84-80	Fort Worth
Jan. 10, 1956	L	60-80	Houston
Feb. 8, 1956	L	72-89	Fort Worth
Jan. 5, 1957	W	62-50	Fort Worth
Feb. 9, 1957	L	79-90	Houston
Dec. 28, 1957	W	57-55	Houston
Jan. 13, 1958	W	92-68	Fort Worth
Feb. 22, 1958	W	90-65	Houston
Jan. 13, 1959	W	59-52	Houston
Feb. 18, 1959	W	68-64	Fort Worth
Dec. 29, 1959	W	83-72	Houston
Jan. 12, 1960	W	86-63	Fort Worth
Feb. 26, 1960	W	67-65	Houston
Jan. 10, 1961	L	60-82	Houston
Mar. 2, 1961	L	71-81	Fort Worth
Jan. 6, 1962	L	63-71	Houston
Feb. 27, 1962	W	75-73	Fort Worth
Jan. 5, 1963	L	63-78	Houston
Mar. 2, 1963	L	76-83	Fort Worth
Jan. 4, 1964	L	73-82	Fort Worth
Feb. 29, 1964	L	86-104	Houston
Feb. 9, 1965	W	94-75	Houston
Mar. 4, 1965	W	98-86	Fort Worth
Jan. 11, 1966	W	97-79	Fort Worth
Mar. 3, 1966	W	93-86	Houston
Feb. 4, 1967	L	81-89	Houston
Feb. 21, 1967	W	83-74	Fort Worth
Jan. 3, 1968	W	84-75	Fort Worth
Feb. 20, 1968	L	69-73	Houston
Jan. 14, 1969	L	64-71	Fort Worth
Mar. 1, 1969	L	88-95	Houston
Jan. 20, 1970	W	97-88	Fort Worth
Feb. 28, 1970	L	73-82	Houston
Feb. 9, 1971	L	63-89	Houston
Feb. 20, 1971	W	102-86	Fort Worth
Jan. 29, 1972	W	69-55	Fort Worth
Feb. 22, 1972	W	75-68	Houston
Jan. 13, 1973	L	73-83	Houston
Feb. 10, 1973	W	72-71	Fort Worth
Feb. 5, 1974	L	67-73	Fort Worth
Mar. 2, 1974	L	72-82	Houston
Feb. 4, 1975	L	67-88	Houston
Mar. 4, 1975	W	89-61	Fort Worth
Jan. 19, 1976	W	103-87	Fort Worth
Feb. 17, 1976	L	78-93	Houston
Jan. 22, 1977	L	66-69	Fort Worth
Feb. 19, 1977	L	72-93	Houston
Jan. 23, 1978	L	58-66	Houston
Feb. 13, 1978	W	57-54	Fort Worth
Jan. 22, 1979	L	56-59	Fort Worth
Feb. 12, 1979	L	80-84	Houston
Jan. 5, 1980	L	47-57	Houston
Jan. 30, 1980	L	59-60	Fort Worth
Jan. 6, 1981	L	51-57	Fort Worth
Jan. 31, 1981	L	54-58	Houston
Jan. 9, 1982	W	65-64	Houston
Feb. 3, 1982	W	58-57	Fort Worth
Jan. 15, 1983	W	57-48	Houston
Feb. 16, 1983	W	72-50	Fort Worth
Mar. 7, 1983	W	74-49	Fort Worth
Jan. 11, 1984	L	42-43	Fort Worth
Feb. 11, 1984	L	37-56	Houston
Mar. 6, 1984	L	52-64	Houston
Jan. 5, 1985	L	62-63	Houston
Feb. 6, 1985	L	61-62	Fort Worth
Mar. 7, 1986	W	78-59	Dallas
Jan. 2, 1986	W	66-64	Fort Worth
Feb. 1, 1986	W	69-48	Houston
Jan. 28, 1987	W	64-38	Fort Worth
Feb. 28, 1987	W	85-69	Houston
Jan. 13, 1988	L	69-74	Houston
Feb. 13, 1988	W	73-58	Fort Worth
Jan. 15, 1989	W	70-64	Fort Worth

Feb. 15, 1989	L	67-77	Houston
Jan. 17, 1990	L (OT)	64-66	Houston
Feb. 17, 1990	W	67-55	Fort Worth
Jan. 19, 1991	W	78-68	Fort Worth
Feb. 19, 1991	L	57-69	Houston
Mar. 8, 1991	L	57-76	Dallas
Jan. 28, 1992	W	76-50	Houston
Feb. 29, 1992	W	64-59	Fort Worth
Jan. 16, 1993	L	65-84	Houston
Feb. 13, 1993	L	50-68	Fort Worth
Jan. 19, 1994	L	76-102	Fort Worth
Feb. 16, 1994	L	65-84	Houston
Jan. 22, 1995	W	102-93	Houston
Feb. 18, 1995	L	73-74	Fort Worth
Jan. 22, 1996	W	80-71	Fort Worth
Feb. 21, 1996	W	70-67	Houston
Mar. 7, 1996	L	67-78	Dallas
Jan. 30, 1997	L	80-82	Houston
Mar. 1, 1997	W	85-79	Fort Worth
Jan. 29, 1998	W	97-67	Houston
Feb. 28, 1998	W	86-73	Houston
Jan. 30, 1999	L	69-76	Houston
Feb. 25, 1999	W	63-62	Fort Worth
Feb. 3, 2000	W	83-70	Houston
Mar. 3, 2000	W	85-62	Fort Worth
Jan. 20, 2001	L	66-73	Fort Worth
Feb. 10, 2001	L	72-76	Houston
Nov. 13, 2007	W	76-49	Fort Worth
Dec. 29, 2007	L	65-70	Katy
Jan. 2, 2009	W	70-58	Fort Worth
Jan. 2, 2011	L	61-70	Houston

RIDER (0-1)

Nov. 20, 2011	L	61-76	Springfield
---------------	---	-------	-------------

ROBERT MORRIS (1-1)

Dec. 16, 1978	L	65-69	Pittsburgh
Dec. 30, 1978	W	70-55	Fort Worth

ROCHESTER (0-1)

Dec. 28, 1973	L	74-81	Rochester
---------------	---	-------	-----------

ROOSEVELT (1-0)

Jan. 2, 1979	W	106-64	Fort Worth
--------------	---	--------	------------

ST. EDWARD'S (2-0)

Nov. 25, 1978	W	88-42	Fort Worth
Nov. 24, 1984	W	112-71	Fort Worth

ST. GREGORY'S (2-0)

Nov. 29, 2008	W	80-38	Fort Worth
Dec. 20, 2009	W	89-62	Fort Worth

ST. JOSEPH'S (0-1)

Dec. 28, 1995	L (2 OT)	92-93	E. Rutherford
---------------	----------	-------	---------------

SAINT LOUIS (1-10)

Jan. 20, 1945	L	38-50	St. Louis
Dec. 27, 1946	L	40-62	Moline
Dec. 17, 1949	L	53-79	St. Louis
Dec. 16, 1950	L	52-62	St. Louis
Dec. 20, 1952	L	59-73	St. Louis
Dec. 7, 1954	L	58-75	St. Louis
Dec. 13, 1956	L	81-90	St. Louis
Feb. 12, 1992	L	69-89	St. Louis
Feb. 26, 1992	W	88-69	Fort Worth
Jan. 7, 2004	L	50-60	Fort Worth
Jan. 22, 2005	L	48-56	St. Louis

ST. MARY'S (CALIF.) (0-2)

Jan. 3, 2006	L	57-65	Fort Worth
Nov. 21, 2006	L	53-74	Moraga

ST. MARY'S (TEXAS) (2-0)

Dec. 20, 1941	W	42-40	San Antonio
Dec. 21, 1941	W	49-28	San Antonio



ALL-TIME SERIES RESULTS

ST. THOMAS (TEXAS) (1-0)

Nov. 29, 1984 W 100-41 Fort Worth

SAM HOUSTON STATE (8-2)

Dec. 21, 1937 L 27-30 Huntsville
 Dec. 13, 1941 L 37-45 Huntsville
 Jan. 4, 1942 W 42-40 Fort Worth
 Dec. 18, 1967 W 93-70 Fort Worth
 Dec. 21, 1968 W 94-75 Fort Worth
 Feb. 4, 1969 W 84-75 Huntsville
 Nov. 30, 1987 W 61-46 Fort Worth
 Dec. 19, 1994 W 111-94 Fort Worth
 Dec. 28, 1996 W 88-66 Wichita
 Nov. 22, 2002 W 91-81 Fort Worth

SAN ANTONIO AVIATION (1-0)

Dec. 18, 1942 W 39-24 San Antonio

SAN DIEGO STATE (6-11)

Jan. 3, 1978 W 66-48 Fort Worth
 Dec. 29, 1978 W 63-34 Fort Worth
 Dec. 28, 1984 W 72-70 San Diego
 Jan. 17, 1998 W 105-61 Fort Worth
 Feb. 14, 1998 W 91-69 San Diego
 Jan. 18, 2006 L 57-76 Fort Worth
 Feb. 18, 2006 L 71-83 San Diego
 Jan. 31, 2007 L 71-76 Fort Worth
 Mar. 3, 2007 L 51-56 San Diego
 Jan. 5, 2008 L 57-64 San Diego
 Feb. 9, 2008 W 68-62 Fort Worth
 Jan. 28, 2009 L 50-67 San Diego
 Feb. 28, 2009 L 77-79 (OT) Fort Worth
 Jan. 16, 2010 L 62-67 San Diego
 Feb. 16, 2010 L 51-68 Fort Worth
 Jan. 5, 2011 L 53-66 Fort Worth
 Feb. 5, 2011 L 53-60 San Diego

SAN FRANCISCO (2-2)

Dec. 10, 1958 W 58-56 San Francisco
 Dec. 27, 1974 L 86-99 San Francisco
 Dec. 30, 1991 W 96-66 Fort Worth
 Jan. 2, 1993 L 62-70 San Francisco

SAN JOSE STATE (7-2)

Dec. 11, 1989 L 69-70 San Jose
 Nov. 26, 1990 W 66-49 Fort Worth
 Jan. 10, 1998 W 104-65 Fort Worth
 Feb. 7, 1998 W 119-84 San Jose
 Jan. 13, 2000 W 69-60 San Jose
 Feb. 12, 2000 W 78-73 Fort Worth
 Mar. 9, 2000 W 84-71 Fresno
 Jan. 15, 2001 W 65-58 Fort Worth
 Feb. 24, 2001 L (OT) 90-91 San Jose

SANTA CLARA (0-1)

Dec. 28, 1981 L 63-78 Santa Clara

SANTA FE (0-1)

Nov. 27, 1978 L 64-71 Fort Worth

SEATTLE (0-1)

Dec. 28, 1961 L 62-75 Oklahoma City

SHAWNEE STATE (1-0)

Nov. 21, 2004 W 74-60 Corpus Christi

SHEPPARD FIELD (0-1)

Dec. 13, 1943 L 23-27 Wichita Falls

SIENA (1-0)

Nov. 24, 2000 W 111-91 Honolulu

SIENNA HEIGHTS COLLEGE (1-0)

Dec. 2, 1982 W 91-63 Fort Worth

SIMMONS COLLEGE (0-2)

Feb. 16, 1923 L 16-27 Fort Worth
 Feb. 17, 1923 L 14-21 Fort Worth

SIMON FRASER (2-0)

Nov. 21, 1988 W 100-67 Fort Worth
 Nov. 17, 1989 W 99-35 Fort Worth

SMU (85-101)

1919 L 19-30 Dallas
 1919 W 36-32 Fort Worth
 1921 L 20-21 Dallas
 1921 L 18-19 Dallas
 1922 L 17-28 Dallas
 1922 L 14-23 Dallas
 1922 W 15-11 Fort Worth
 1922 L 16-24 Fort Worth
 Jan. 29, 1923 L 20-37 Fort Worth
 Jan. 30, 1923 L 14-21 Fort Worth
 Mar. 5, 1923 L 19-30 Dallas
 Mar. 6, 1923 L 18-20 Dallas
 1924 W 29-12 Fort Worth
 1924 W 16-11 Fort Worth
 1924 W 19-17 Dallas
 1924 W 27-13 Dallas
 1925 W 28-20 Fort Worth
 1925 W 43-20 Dallas
 Jan. 23, 1926 L 11-15 Fort Worth
 Feb. 23, 1926 L 19-20 Dallas
 Jan. 31, 1927 L 26-33 Dallas
 Feb. 15, 1927 L 24-25 Fort Worth
 Jan. 11, 1928 L 23-24 Dallas
 Jan. 19, 1928 L 19-21 Fort Worth
 Feb. 6, 1928 L 25-34 Fort Worth
 1929 W 34-28 Dallas
 Feb. 19, 1930 L 35-36 Dallas
 Mar. 1, 1930 L 22-25 Dallas
 Feb. 2, 1931 L 33-36 Dallas
 Feb. 3, 1931 W 37-29 Fort Worth
 Feb. 27, 1932 W 52-19 Fort Worth
 Mar. 5, 1932 L 30-32 Dallas
 Jan. 7, 1933 L 19-20 Dallas
 Mar. 3, 1933 W 36-24 Fort Worth
 Jan. 20, 1934 W 29-26 Fort Worth
 Feb. 17, 1934 L 27-32 Dallas
 Feb. 5, 1935 L 20-36 Dallas
 Mar. 2, 1935 L 24-41 Dallas
 Jan. 11, 1936 W 29-23 Dallas
 Mar. 4, 1936 W 33-29 Dallas
 Jan. 12, 1937 L 22-26 Fort Worth
 Feb. 23, 1937 L 22-34 Dallas
 Feb. 8, 1938 L 23-42 Dallas
 Mar. 1, 1938 L 30-37 Fort Worth
 Jan. 14, 1939 L 29-31 Fort Worth
 Feb. 25, 1939 L 39-41 Dallas
 Feb. 6, 1940 L 35-46 Dallas
 Feb. 21, 1940 L 53-63 Fort Worth
 Jan. 10, 1941 L 34-35 Dallas
 Feb. 25, 1941 L 36-38 Fort Worth
 Jan. 21, 1942 W 50-45 Fort Worth
 Jan. 24, 1942 W 39-35 Dallas
 Jan. 16, 1943 W 49-43 Fort Worth
 Jan. 23, 1943 L 44-54 Dallas
 Jan. 13, 1944 L 30-40 Dallas
 Feb. 2, 1944 W 47-37 Fort Worth
 Jan. 17, 1945 W 52-46 Fort Worth
 Jan. 30, 1945 L 38-56 Dallas
 Jan. 15, 1946 W 54-40 Dallas
 Feb. 13, 1946 W 42-34 Fort Worth
 Feb. 1, 1947 L 36-55 Fort Worth
 Feb. 19, 1947 L 52-59 Dallas
 Jan. 7, 1948 L 58-62 Dallas
 Mar. 3, 1948 L 48-63 Fort Worth
 Jan. 4, 1949 W 58-52 Fort Worth
 Feb. 4, 1949 L 36-47 Dallas
 Jan. 10, 1950 W 62-50 Fort Worth
 Feb. 3, 1950 W 51-45 Dallas
 Jan. 3, 1951 W 57-46 Dallas
 Feb. 23, 1951 W 64-54 Fort Worth
 Jan. 2, 1952 W 58-43 Fort Worth
 Mar. 1, 1952 W 64-60 Dallas
 Jan. 30, 1953 W 57-34 Dallas
 Feb. 17, 1953 W 59-48 Fort Worth
 Jan. 30, 1954 W 85-84 Dallas

Feb. 17, 1954 W 73-65 Fort Worth
 Dec. 27, 1954 W 74-71 Houston
 Jan. 15, 1955 W 77-73 Fort Worth
 Feb. 9, 1955 L 70-84 Dallas
 Jan. 24, 1956 L 64-105 Dallas
 Feb. 14, 1956 L 22-26 Fort Worth
 Dec. 27, 1956 L 65-74 Houston
 Jan. 12, 1957 L 63-79 Fort Worth
 Feb. 26, 1957 L 77-88 Dallas
 Feb. 8, 1958 L 67-84 Dallas
 Feb. 15, 1958 W 82-71 Fort Worth
 Dec. 27, 1958 W 74-64 Houston
 Jan. 31, 1959 W 72-60 Fort Worth
 Feb. 28, 1959 L 71-72 Dallas
 Feb. 3, 1960 L 73-79 Fort Worth
 Feb. 20, 1960 L 67-98 Dallas
 Jan. 14, 1961 L 64-67 Fort Worth
 Feb. 14, 1961 L 68-79 Dallas
 Jan. 4, 1962 L 53-70 Fort Worth
 Feb. 24, 1962 L 86-96 Dallas
 Feb. 5, 1963 L 80-92 Dallas
 Feb. 19, 1963 L 98-109 Fort Worth
 Feb. 1, 1964 L 67-79 Dallas
 Feb. 15, 1964 L 75-85 Fort Worth
 Feb. 2, 1965 L 94-110 Dallas
 Feb. 16, 1965 L 95-96 Fort Worth
 Jan. 29, 1966 W 97-89 Dallas
 Feb. 28, 1966 L 96-100 Fort Worth
 Jan. 31, 1967 L 88-89 Dallas
 Feb. 18, 1967 L 83-85 Fort Worth
 Feb. 6, 1968 W 91-64 Fort Worth
 Feb. 13, 1968 L 63-70 Dallas
 Jan. 4, 1969 L 78-81 Fort Worth
 Feb. 18, 1969 W 87-84 Dallas
 Jan. 17, 1970 L 84-86 Dallas
 Feb. 24, 1970 W 102-93 Fort Worth
 Jan. 26, 1971 W 93-85 Fort Worth
 Mar. 6, 1971 L 78-79 Dallas
 Jan. 22, 1972 L 71-81 Dallas
 Feb. 15, 1972 W 93-84 Fort Worth
 Jan. 23, 1973 L 71-104 Dallas
 Feb. 17, 1973 W 80-76 Fort Worth
 Jan. 29, 1974 L 74-81 Fort Worth
 Feb. 23, 1974 L 60-96 Dallas
 Feb. 8, 1975 L 67-88 Dallas
 Feb. 15, 1975 W 84-64 Fort Worth
 Jan. 6, 1976 W 79-75 Fort Worth
 Jan. 12, 1976 L 84-108 Dallas
 Jan. 8, 1977 L 55-66 Fort Worth
 Feb. 5, 1977 L 84-116 Dallas
 Jan. 7, 1978 L 65-68 Fort Worth
 Feb. 18, 1978 L 53-83 Dallas
 Jan. 6, 1979 L 77-96 Dallas
 Feb. 20, 1979 L 77-89 Fort Worth
 Jan. 19, 1980 W 92-89 Dallas
 Feb. 9, 1980 L 57-76 Fort Worth
 Jan. 20, 1981 W 52-43 Fort Worth
 Feb. 14, 1981 W 52-44 Dallas
 Jan. 23, 1982 W 63-61 Dallas
 Feb. 13, 1982 W 85-60 Fort Worth
 Mar. 1, 1982 W 54-46 Fort Worth
 Jan. 29, 1983 W 68-67 Dallas
 Mar. 2, 1983 L 56-61 Fort Worth
 Jan. 26, 1984 L 59-61 Fort Worth
 Feb. 25, 1984 L 65-73 Dallas
 Jan. 19, 1985 L 70-74 Dallas
 Feb. 20, 1985 W 72-64 Fort Worth
 Jan. 15, 1986 W 63-54 Fort Worth
 Feb. 15, 1986 W 76-54 Dallas
 Jan. 14, 1987 W 57-53 Dallas
 Feb. 12, 1987 W 69-50 Fort Worth
 Jan. 30, 1988 L 48-51 Fort Worth
 Mar. 2, 1988 L 54-87 Dallas
 Mar. 11, 1988 L 74-86 Dallas
 Feb. 1, 1989 L 57-68 Dallas
 Mar. 4, 1989 W 62-57 Fort Worth
 Jan. 3, 1990 W 63-61 Dallas
 Feb. 3, 1990 W 83-43 Fort Worth
 Jan. 5, 1991 W 63-59 Fort Worth
 Feb. 5, 1991 L 57-71 Dallas

ALL-TIME SERIES RESULTS

Jan. 15, 1992	W	73-62	Dallas
Feb. 15, 1992	W	70-59	Fort Worth
Jan. 20, 1993	L	65-79	Fort Worth
Feb. 16, 1993	L	53-60	Dallas
Mar. 12, 1993	W	72-71	Dallas
Jan. 22, 1994	W	89-75	Dallas
Feb. 19, 1994	L	64-65	Fort Worth
Jan. 25, 1995	W	113-101	Fort Worth
Feb. 21, 1995	W	79-75	Dallas
Jan. 27, 1996	L	83-87	Dallas
Feb. 24, 1996	W	87-79	Fort Worth
Jan. 25, 1997	W	87-63	Dallas
Feb. 19, 1997	W	79-71	Fort Worth
Jan. 26, 1998	W	100-82	Dallas
Feb. 16, 1998	W	79-70	Fort Worth
Mar. 5, 1998	W	71-69	Las Vegas
Jan. 11, 1999	W	92-79	Dallas
Feb. 6, 1999	L	92-94	Fort Worth
Jan. 29, 2000	W	92-75	Fort Worth
Feb. 26, 2000	W	86-83	Dallas
Jan. 27, 2001	W	100-91	Fort Worth
Mar. 3, 2001	W	84-76	Dallas
Dec. 18, 2001	W	74-62	Fort Worth
Nov. 24, 2002	L (OT)	84-87	Dallas
Dec. 12, 2004	W	65-51	Fort Worth
Dec. 30, 2005	L	49-52	Dallas
Dec. 21, 2006	L	62-64	Fort Worth
Dec. 5, 2007	L	65-71	Dallas
Nov. 26, 2008	W	62-44	Fort Worth
Dec. 2, 2009	W	60-53	Dallas
Nov. 16, 2010	W	84-64	Fort Worth

SOUTHEASTERN LOUISIANA (2-0)

Nov. 22, 1991	W	90-82	Shreveport
Dec. 9, 1995	W	95-92	Fort Worth

SOUTHEASTERN OKLAHOMA (1-1)

Dec. 12, 1939	L	33-42	Paris
Dec. 27, 1941	W	47-36	Oklahoma City

SOUTHERN ILLINOIS (0-1)

Jan. 3, 1970	L	63-75	Carbondale
--------------	---	-------	------------

SOUTHERN MISS (3-3)

Jan. 26, 2002	W	75-61	Fort Worth
Feb. 23, 2002	L	68-81	Hattiesburg
Jan. 8, 2003	L	64-72	Hattiesburg
Feb. 12, 2003	W	85-78	Fort Worth
Jan. 28, 2004	W	79-67	Fort Worth
Mar. 5, 2005	L	64-66	Hattiesburg

SOUTH FLORIDA (4-4)

Jan. 4, 1992	L	67-76	Tampa
Jan. 25, 1992	W	77-49	Fort Worth
Jan. 5, 2002	L	108-117	Tampa
Feb. 16, 2002	L	74-88	Fort Worth
Feb. 4, 2003	L	67-71	Tampa
Mar. 8, 2003	W	75-63	Fort Worth
Feb. 9, 2004	W	54-51	Tampa
Mar. 2, 2005	W	70-53	Fort Worth

SOUTHWESTERN (KAN.) (1-0)

Dec. 26, 1931	W	35-21	Winfield
---------------	---	-------	----------

SOUTHWESTERN (TEXAS) (3-2)

1915	W	20-18	Georgetown
1916	L	22-25	Georgetown
1929	L	38-41	Fort Worth
Dec. 29, 1942	W	29-28	Oklahoma City
Nov. 29, 1983	W (2 OT)	82-81	Fort Worth

SPROLES TRANSFER (3-0)

Dec. 11, 1931	W	34-19	Fort Worth
1932-33	W	35-23	Fort Worth
Dec. 18, 1933	W	33-20	Fort Worth

STANFORD (0-2)

1915	L	25-27	Palo Alto
1915	L	24-27	Palo Alto

STEPHEN F. AUSTIN (2-2)

Dec. 20, 1937	L	40-41	Nacogdoches
Dec. 20, 1939	L	39-51	Palestine
Dec. 8, 2003	W	84-62	Fort Worth
Nov. 14, 2006	W	59-53	Fort Worth

SUNDAY SCHOOL ALL-STARS (1-0)

1924-25	W	35-32	Fort Worth
---------	---	-------	------------

SYRACUSE (0-4)

Dec. 5, 1987	L	58-87	Syracuse
Dec. 14, 1991	L	72-89	Syracuse
Dec. 25, 1997	L	78-82	San Juan
Dec. 3, 2005	L	64-80	Syracuse

T&P COAL & OIL (3-0)

1929-30	W	57-24	Fort Worth
Dec. 12, 1930	W (OT)	27-24	Fort Worth
Dec. 9, 1931	W	56-21	Fort Worth

TARLETON STATE (1-1)

Jan. 7, 1972	W	101-85	Fort Worth
Nov. 19, 2005	L	59-68	Fort Worth

TENNESSEE (1-0)

Nov. 30, 1991	W	73-59	San Juan
---------------	---	-------	----------

TENNESSEE-MARTIN (1-0)

Dec. 11, 1992	W (2 OT)	75-67	Jonesboro
---------------	----------	-------	-----------

TERRELL TECHNICAL SCHOOL (1-1)

1914-15	L	18-29	Terrell
1914-15	W	22-10	Fort Worth

TEXAS (62-101)

1915	L	27-53	Austin
1915	L	25-39	Fort Worth
1915	L	12-22	Fort Worth
1916	L	20-51	Fort Worth
1916	L	11-40	Austin
1917	L	23-28	Fort Worth
1917	L	21-48	Austin
1918	L	23-38	Fort Worth
1918	L	21-48	Austin
1919	L	17-37	Austin
1919	L	25-40	Fort Worth
1920	L	18-29	Austin
1920	L	21-28	Fort Worth
1925	W	31-12	Fort Worth
1925	L	13-14	Austin
Jan. 12, 1926	W	20-16	Austin
Feb. 19, 1926	L	21-23	Fort Worth
Jan. 11, 1927	W	28-24	Austin
Feb. 10, 1927	W	32-27	Fort Worth
Feb. 20, 1928	L	16-25	Fort Worth
Feb. 28, 1928	W	29-25	Austin
1929	L	27-33	Fort Worth
1929	L	28-42	Austin
Feb. 8, 1930	L	21-35	Fort Worth
Feb. 22, 1930	W	26-21	Austin
Jan. 16, 1931	W	40-19	Fort Worth
Feb. 17, 1931	W	41-36	Austin
Jan. 20, 1932	W	52-22	Austin
Feb. 6, 1932	W	36-24	Fort Worth
Feb. 11, 1933	L	29-31	Austin
Feb. 20, 1933	W	42-26	Fort Worth
Jan. 6, 1934	W	59-13	Fort Worth
Feb. 23, 1934	W	29-25	Austin
Jan. 7, 1935	L	21-24	Fort Worth
Feb. 26, 1935	W	27-24	Austin
Feb. 8, 1936	L	25-38	Austin
Feb. 17, 1936	L	27-35	Fort Worth
Jan. 8, 1937	W	23-21	Fort Worth
Jan. 18, 1937	L	22-35	Austin
Jan. 8, 1938	L	21-23	Austin
Jan. 14, 1938	L	18-39	Fort Worth
Feb. 7, 1939	L	28-32	Fort Worth
Feb. 22, 1939	L	26-53	Austin
Jan. 20, 1940	L	28-69	Austin

Feb. 17, 1940	L	30-59	Fort Worth
Jan. 18, 1941	L	39-43	Fort Worth
Feb. 8, 1941	L	39-58	Austin
Jan. 17, 1942	W	33-31	Fort Worth
Feb. 7, 1942	W	57-46	Austin
Jan. 19, 1943	L	30-47	Austin
Feb. 20, 1943	W	49-44	Fort Worth
Jan. 22, 1944	L	44-64	Austin
Jan. 29, 1944	W	44-37	Fort Worth
Jan. 5, 1945	W	39-38	Fort Worth
Jan. 27, 1945	W	36-35	Austin
Dec. 28, 1945	L	41-43	Oklahoma City
Jan. 19, 1946	L	42-57	Austin
Jan. 26, 1946	L	46-48	Fort Worth
Jan. 6, 1947	L	46-62	Austin
Feb. 7, 1947	L	44-72	Fort Worth
Jan. 12, 1948	L	39-45	Fort Worth
Feb. 3, 1948	L	41-49	Austin
Jan. 8, 1949	L	46-59	Fort Worth
Feb. 26, 1949	L	60-71	Austin
Feb. 7, 1950	L	57-69	Austin
Feb. 13, 1950	W	51-38	Fort Worth
Feb. 3, 1951	L	43-53	Austin
Feb. 12, 1951	W	49-34	Fort Worth
Jan. 5, 1952	W	52-43	Fort Worth
Feb. 16, 1952	W	54-47	Austin
Dec. 29, 1952	W	64-52	Dallas
Jan. 6, 1953	L	48-55	Austin
Mar. 3, 1953	W	68-50	Austin
Jan. 6, 1954	L	47-54	Austin
Mar. 2, 1954	L	59-68	Austin
Jan. 11, 1955	W	79-64	Fort Worth
Feb. 15, 1955	W	75-56	Austin
Dec. 28, 1955	L	60-66	Houston
Jan. 4, 1956	W	73-67	Fort Worth
Feb. 11, 1956	L	67-74	Austin
Dec. 29, 1956	L	54-59	Houston
Jan. 8, 1957	L	76-85	Austin
Mar. 2, 1957	W	74-60	Fort Worth
Jan. 16, 1958	L	69-73	Austin
Feb. 12, 1958	W	88-58	Fort Worth
Jan. 10, 1959	W	86-78	Fort Worth
Feb. 21, 1959	W	72-59	Austin
Feb. 6, 1960	L	77-98	Austin
Mar. 3, 1960	W	81-73	Fort Worth
Jan. 7, 1961	W (4 OT)	95-94	Fort Worth
Feb. 27, 1961	L	77-79	Austin
Jan. 9, 1962	L	61-73	Fort Worth
Mar. 6, 1962	L	68-71	Austin
Feb. 2, 1963	L	56-73	Austin
Feb. 15, 1963	L	59-75	Fort Worth
Feb. 8, 1964	L	62-79	Fort Worth
Feb. 22, 1964	L	71-70	Austin
Jan. 9, 1965	W	77-64	Fort Worth
Mar. 2, 1965	L	63-84	Austin
Feb. 8, 1966	L	75-77	Austin
Feb. 15, 1966	L	77-85	Fort Worth
Jan. 7, 1967	W	96-82	Fort Worth
Feb. 28, 1967	L	79-88	Austin
Jan. 9, 1968	L	65-66	Austin
Feb. 27, 1968	W	71-65	Fort Worth
Jan. 7, 1969	L	59-63	Austin
Feb. 22, 1969	L	54-64	Fort Worth
Feb. 3, 1970	W	80-55	Fort Worth
Feb. 17, 1970	L	84-93	Austin
Jan. 30, 1971	W	76-70	Austin
Feb. 27, 1971	W	74-71	Fort Worth
Feb. 5, 1972	W	88-75	Fort Worth
Mar. 4, 1972	L	65-72	Austin
Feb. 6, 1973	L	62-69	Fort Worth
Feb. 27, 1973	L	69-89	Austin
Jan. 15, 1974	L	53-104	Austin
Feb. 12, 1974	W	72-71	Fort Worth
Jan. 28, 1975	W	74-72	Fort Worth
Feb. 25, 1975	L	62-63	Austin
Jan. 26, 1976	W	73-70	Austin
Feb. 24, 1976	W	89-81	Fort Worth
Jan. 29, 1977	L	80-89	Austin
Feb. 10, 1977	L	69-81	Fort Worth
Jan. 5, 1978	L	41-90	Fort Worth

ALL-TIME SERIES RESULTS

TEXAS-ARLINGTON (16-3)

1915	W	36-28	Fort Worth
Dec. 21, 1963	W	64-61	Fort Worth
Dec. 7, 1964	W	95-71	Fort Worth
Nov. 30, 1976	W	75-69	Arlington
Nov. 29, 1977	L	78-80	Fort Worth
Nov. 29, 1978	L	71-83	Arlington
Dec. 1, 1979	W	103-98	Fort Worth
Nov. 29, 1980	L	80-91	Fort Worth
Nov. 28, 1981	W	82-79	Arlington
Nov. 27, 1982	W	76-70	Fort Worth
Nov. 26, 1983	W	75-61	Fort Worth
Dec. 23, 1996	W	107-76	Fort Worth
Dec. 19, 1999	W	94-87	Fort Worth
Dec. 19, 2000	W	115-84	Fort Worth
Nov. 22, 2003	W	87-58	Fort Worth
Nov. 19, 2004	W	90-61	Fort Worth
Dec. 10, 2005	W	71-63	Fort Worth
Nov. 18, 2006	W	97-89(2OT)	Fort Worth
Dec. 17, 2007	W	77-74 (OT)	Fort Worth

TEXAS LUTHERAN (2-1)

Dec. 30, 1977	L (2OT)	76-77	Fort Worth
Dec. 23, 1983	W	74-55	Fort Worth
Dec. 14, 1985	W	94-61	Fort Worth

TEXAS-PACIFIC (1-0)

1932	W	46-29	Fort Worth
------	---	-------	------------

TEXAS-PAN AMERICAN (4-1)

Nov. 30, 1974	W	70-68	Fort Worth
Nov. 29, 1975	L	68-75	Fort Worth
Dec. 11, 1975	W	77-76	Edinburg
Nov. 29, 1997	W	153-87	Fort Worth
Jan. 20, 2010	W	70-58	Fort Worth

TEXAS POWER & LIGHT (1-1)

Feb. 5, 1927	W	30-17	Fort Worth
Dec. 27, 1930	L (2OT)	34-36	Fort Worth

TEXAS-SAN ANTONIO (8-3)

Dec. 22, 1981	W	55-51	Fort Worth
Nov. 29, 1982	W	65-56	San Antonio
Dec. 3, 1983	L	64-67	Fort Worth
Dec. 8, 1984	L (OT)	74-76	San Antonio
Dec. 3, 1988	W	72-68	San Antonio
Nov. 27, 1989	L	64-74	Fort Worth
Dec. 6, 1999	W	100-80	Fort Worth
Nov. 26, 2000	W	91-80	San Antonio
Dec. 15, 2001	W	91-85	Fort Worth
Dec. 6, 2006	W	62-46	San Antonio
Dec. 27, 2006	W	63-51	Fort Worth

TEXAS SOUTHERN (0-1)

Dec. 28, 1988	L	78-103	Fort Worth
Dec. 8, 2008	W	83-59	Fort Worth

TEXAS STATE (3-0)

Formerly Southwest Texas State

Nov. 28, 2001	W	91-88	Fort Worth
Jan. 3, 2005	W	64-52	Fort Worth
Nov. 24, 2009	W	108-99 (3OT)	Fort Worth

TEXAS TECH (44-70)

Jan. 23, 1932	W	30-19	Fort Worth
Dec. 10, 1937	W	34-24	Lubbock
Dec. 11, 1937	W	40-22	Lubbock
Dec. 13, 1940	L	27-40	Lubbock
Dec. 14, 1940	L	27-35	Lubbock
Dec. 17, 1943	W	49-34	Lubbock
Dec. 18, 1943	L	37-39	Lubbock
Dec. 28, 1943	L	37-38	Oklahoma City
Dec. 15, 1944	W	45-28	Fort Worth
Dec. 16, 1944	L	36-41	Fort Worth
Dec. 14, 1945	W	46-42	Fort Worth
Dec. 15, 1945	W	55-43	Fort Worth
Dec. 5, 1947	L	44-66	Fort Worth
Dec. 6, 1947	W	48-46	Fort Worth
Dec. 30, 1947	W	50-48	Fort Worth

Dec. 6, 1950	W	70-53	Lubbock
Dec. 28, 1950	L	45-51	Lubbock
Dec. 19, 1951	W	68-48	Fort Worth
Dec. 3, 1955	L	64-76	Fort Worth
Dec. 5, 1956	W	73-65	Lubbock
Dec. 27, 1957	W	71-69	Houston
Jan. 7, 1958	L	70-83	Lubbock
Mar. 1, 1958	W	78-73	Fort Worth
Jan. 17, 1959	L	57-61	Fort Worth
Feb. 7, 1959	W	66-59	Fort Worth
Jan. 30, 1960	L	66-75	Lubbock
Feb. 23, 1960	L	61-68	Fort Worth
Feb. 1, 1961	L	75-89	Fort Worth
Feb. 24, 1961	L	75-101	Lubbock
Feb. 6, 1962	W	65-63	Lubbock
Feb. 20, 1962	L	66-74	Fort Worth
Jan. 3, 1963	L	66-69	Fort Worth
Feb. 26, 1963	L	87-99	Lubbock
Feb. 4, 1964	L	74-90	Fort Worth
Feb. 18, 1964	L	94-101	Lubbock
Jan. 30, 1965	L	94-108	Fort Worth
Feb. 26, 1965	L	91-93	Lubbock
Feb. 1, 1966	L	89-92	Lubbock
Feb. 12, 1966	W	90-81	Fort Worth
Jan. 3, 1967	W	71-65	Fort Worth
Feb. 11, 1967	L	72-77	Lubbock
Feb. 3, 1968	L	65-83	Lubbock
Feb. 17, 1968	W	73-55	Fort Worth
Feb. 8, 1969	L	49-56	Lubbock
Feb. 15, 1969	W	99-79	Fort Worth
Jan. 24, 1970	W	81-73	Fort Worth
Feb. 10, 1970	L	60-75	Lubbock
Jan. 19, 1971	W	85-71	Fort Worth
Feb. 13, 1971	L	65-72	Lubbock
Feb. 8, 1972	W	85-81	Lubbock
Feb. 29, 1972	W	89-88	Fort Worth
Jan. 20, 1973	L	65-87	Fort Worth
Feb. 13, 1973	L	64-74	Lubbock
Feb. 2, 1974	L	64-82	Lubbock
Feb. 26, 1974	L	66-77	Fort Worth
Feb. 1, 1975	L	78-81	Fort Worth
Mar. 8, 1975	L	78-103	Lubbock
Jan. 10, 1976	L	58-82	Lubbock
Feb. 7, 1976	L	75-82	Fort Worth
Jan. 12, 1977	L	68-87	Lubbock
Feb. 8, 1977	L	54-72	Fort Worth
Jan. 9, 1978	L	56-68	Lubbock
Jan. 30, 1978	L	55-58	Fort Worth
Jan. 8, 1979	L	75-99	Fort Worth
Jan. 29, 1979	L	71-91	Lubbock
Jan. 12, 1980	L	65-84	Fort Worth
Feb. 2, 1980	L	42-57	Lubbock
Feb. 25, 1980	L	52-71	Lubbock
Jan. 13, 1981	L	54-57	Lubbock
Feb. 3, 1981	L (OT)	60-70	Fort Worth
Jan. 16, 1982	W	67-58	Fort Worth
Feb. 6, 1982	L	65-71	Lubbock
Mar. 4, 1982	W	67-61	Dallas
Jan. 8, 1983	W	59-57	Fort Worth
Feb. 9, 1983	L	61-67	Lubbock
Jan. 4, 1984	L	60-79	Lubbock
Feb. 4, 1984	L	45-47	Fort Worth
Jan. 29, 1985	W	48-47	Lubbock
Mar. 2, 1985	L	53-61	Lubbock
Jan. 25, 1986	W	63-55	Fort Worth
Feb. 26, 1986	L	52-62	Lubbock
Mar. 8, 1986	L	67-71	Dallas
Jan. 21, 1987	W	48-43	Lubbock
Feb. 21, 1987	W	52-44	Fort Worth
Jan. 20, 1988	W	55-52	Fort Worth
Feb. 20, 1988	L (OT)	58-68	Lubbock
Jan. 22, 1989	W	57-56	Lubbock
Mar. 10, 1989	W	84-68	Dallas
Feb. 22, 1989	L (OT)	54-58	Fort Worth
Jan. 24, 1990	W	62-52	Fort Worth
Feb. 25, 1990	W	90-68	Lubbock
Jan. 30, 1991	W	72-66	Fort Worth
Mar. 2, 1991	W	59-55	Lubbock
Feb. 5, 1992	L	57-63	Fort Worth
Mar. 7, 1992	L	67-76	Lubbock

Jan. 30, 1993	L	83-89	Lubbock
Feb. 27, 1993	L	77-87	Fort Worth
Mar. 13, 1993	L	59-76	Dallas
Feb. 2, 1994	L	69-71	Fort Worth
Mar. 2, 1994	L	90-94	Lubbock
Feb. 4, 1995	L	88-107	Lubbock
Mar. 4, 1995	W	108-106	Fort Worth
Jan. 10, 1996	L	86-90	Fort Worth
Feb. 7, 1996	L	70-85	Lubbock
Dec. 14, 1996	W	93-89	Fort Worth
Nov. 25, 1997	W	107-76	Lubbock
Dec. 8, 1998	W	105-86	Fort Worth
Dec. 28, 2000	W	92-78	Fort Worth
Dec. 1, 2001	L	86-99	Lubbock
Dec. 3, 2002	L	66-84	Fort Worth
Dec. 10, 2003	L	60-67	Lubbock
Nov. 23, 2004	W	83-68	Fort Worth
Nov. 30, 2005	L	54-81	Lubbock
Nov. 29, 2006	L	60-70	Fort Worth
Nov. 28, 2007	L	58-71	Lubbock
Jan. 6, 2009	W	85-50	Lubbock
Dec. 8, 2009	L	70-80	Fort Worth
Dec. 8, 2010	W	81-77	Lubbock

TEXAS WESLEYAN (1-2)

Dec. 8, 1937	L	33-41	Fort Worth
Dec. 29, 1947	L	47-54	Fort Worth
Dec. 11, 1982	W	54-51	Fort Worth

THORP SPRINGS (1-0)

1913-14	W	18-2	Thorp Springs
---------	---	------	---------------

TILLERY GRAIN (1-1)

1927-28	L	19-24	Fort Worth
1928-29	W	31-30	Fort Worth

TIVOLI THEATRE (1-0)

Dec. 5, 1930	W	47-18	Fort Worth
--------------	---	-------	------------

TRINITY (9-0)

1922	W	36-6	Fort Worth
1922	W	34-19	Fort Worth
Jan. 19, 1923	W	47-13	Fort Worth
Feb. 3, 1923	W	29-16	San Antonio
Dec. 20, 1934	W	34-29	Waxahachie
Feb. 3, 1935	W	42-23	Fort Worth
Dec. 16, 1937	W	50-26	Fort Worth
Dec. 17, 1937	W	35-32	San Antonio
Nov. 20, 1978	W	97-55	Fort Worth

TRUMAN STATE (2-0)

Dec. 29, 1979	W	89-71	Fort Worth
Nov. 30, 1981	W	54-52	Fort Worth

TULANE (8-7)

Dec. 6, 1961	L	72-89	New Orleans
Dec. 29, 1965	L	80-82	Albuquerque
Jan. 24, 1977	L	82-100	New Orleans
Nov. 24, 1989	W	83-63	New Orleans
Dec. 5, 1990	W	81-79	Fort Worth
Jan. 19, 2002	L	82-87	Fort Worth
Feb. 26, 2002	W	106-87	New Orleans
Jan. 27, 2003	W	93-84	Fort Worth
Feb. 15, 2003	L	78-84	New Orleans
Jan. 10, 2004	W	70-65	Fort Worth
Feb. 14, 2004	L	66-67	New Orleans
Jan. 12, 2005	W	73-62	Fort Worth
Feb. 23, 2005	W	77-63	New Orleans
Dec. 7, 2005	L	52-56	College Station
Dec. 9, 2006	W	53-51	Fort Worth

ALL-TIME SERIES RESULTS

TULSA (10-19)

1920	L	29-31	Fort Worth
1921	L	22-39	Fort Worth
Dec. 17, 1955	L	38-73	Tulsa
Dec. 8, 1956	W	62-51	Fort Worth
Dec. 9, 1959	W	99-77	Fort Worth
Dec. 17, 1959	L	72-79	Tulsa
Dec. 29, 1960	L	65-81	Oklahoma City
Dec. 11, 1981	L	62-72	Tulsa
Mar. 16, 1983	W	78-62	Tulsa
Dec. 8, 1986	W	71-65	Fort Worth
Dec. 20, 1987	W (OT)	72-70	Tulsa
Nov. 26, 1991	W	94-81	Fort Worth
Jan. 27, 1993	L	66-88	Tulsa
Jan. 6, 1995	L	95-107	Oklahoma City
Feb. 1, 1997	L	79-96	Tulsa
Feb. 27, 1997	L	84-128	Fort Worth
Mar. 7, 1997	W	64-59	Las Vegas
Feb. 26, 1998	W	57-54	Tulsa
Feb. 1, 1998	W (OT)	102-100	Fort Worth
Jan. 25, 1999	L	62-72	Tulsa
Feb. 27, 1999	L	73-82	Fort Worth
Jan. 6, 2000	L	73-94	Fort Worth
Feb. 5, 2000	L	70-103	Tulsa
Mar. 10, 2000	L	71-93	Fresno
Jan. 17, 2001	L	66-82	Tulsa
Feb. 1, 2001	W (OT)	93-87	Fort Worth
Dec. 23, 2002	L	65-78	Tulsa
Nov. 29, 2003	L	62-74	Fort Worth
Dec. 30, 2010	L	66-69	Tulsa

UAB (3-5)

Dec. 27, 1985	L	62-69	Las Vegas
Mar. 12, 1997	W	85-62	Fort Worth
Jan. 29, 2002	L	71-77	Fort Worth
Feb. 12, 2002	W	78-68	Birmingham
Jan. 29, 2003	L (OT)	82-84	Birmingham
Feb. 18, 2003	L (OT)	85-88	Fort Worth
Mar. 6, 2004	L	62-87	Birmingham
Feb. 12, 2005	W	76-65	Fort Worth

UCLA (0-1)

Dec. 23, 1971	L	81-119	Los Angeles
---------------	---	--------	-------------

UNC ASHEVILLE (1-0)

Jan. 2, 1999	W	101-67	Fort Worth
--------------	---	--------	------------

UNC CHARLOTTE (0-2)

Feb. 25, 2004	L (OT)	86-94	Fort Worth
Jan. 26, 2005	L	87-94	Charlotte

UNLV (2-16)

Dec. 30, 1968	L	97-99	Las Vegas
Jan. 6, 1997	L	91-98	Fort Worth
Feb. 22, 1997	L	72-82	Las Vegas
Jan. 23, 1999	L (OT)	88-95	Fort Worth
Feb. 22, 1999	W	76-72	Las Vegas
Feb. 1, 2006	L	60-73	Fort Worth
Mar. 4, 2006	L	61-72	Las Vegas
Jan. 20, 2007	L	66-75	Fort Worth
Feb. 7, 2007	L	67-82	Las Vegas
Jan. 30, 2008	L	58-70	Fort Worth
Mar. 1, 2008	L	55-74	Las Vegas
Mar. 13, 2008	L	88-89	Las Vegas
Jan. 10, 2009	W	80-73	Fort Worth
Feb. 10, 2009	L	57-71	Las Vegas
Jan. 23, 2010	L	70-79	Fort Worth
Feb. 24, 2010	L	62-78	Las Vegas
Jan. 8, 2011	L	49-83	Las Vegas
Feb. 9, 2011	L	79-94	Fort Worth

USAF ALL-STARS (1-0)

Mar. 14, 1952	W	66-49	Fort Worth
---------------	---	-------	------------

USC (1-0)

Nov. 29, 2010	W	81-69	Fort Worth
---------------	---	-------	------------

UTAH (4-16)

Dec. 14, 1953	L	55-72	Salt Lake City
Dec. 12, 1958	L	64-76	Salt Lake City
Dec. 13, 1958	W	71-64	Salt Lake City
Dec. 10, 1960	L	55-101	Salt Lake City
Jan. 18, 1997	L	77-81	Fort Worth
Feb. 15, 1997	L	91-94	Salt Lake City
Mar. 8, 1997	L	68-89	Las Vegas
Jan. 28, 2006	L	45-80	Salt Lake City
Mar. 1, 2006	W	69-65	Fort Worth
Jan. 6, 2007	W	71-68	Salt Lake City
Feb. 3, 2007	L	65-70	Fort Worth
Jan. 26, 2008	L	58-74	Salt Lake City
Feb. 27, 2008	W	67-61	Fort Worth
Feb. 4, 2009	L	54-62	Fort Worth
Mar. 7, 2009	L	49-68	Salt Lake City
Mar. 12, 2009	L	58-61	Las Vegas
Jan. 9, 2010	L	45-65	Salt Lake City
Feb. 10, 2010	L	55-64	Fort Worth
Jan. 22, 2011	L	62-75	Fort Worth
Feb. 22, 2011	L	48-50	Salt Lake City

UTAH STATE (0-2)

Dec. 27, 1960	L	71-87	Oklahoma City
Dec. 29, 1982	L	59-84	Logan

UTEP (6-3)

Jan. 11, 1997	L	66-73	El Paso
Feb. 6, 1997	W	77-55	Fort Worth
Nov. 21, 1998	W	75-70	El Paso
Dec. 5, 1998	W	86-79	Fort Worth
Jan. 22, 2000	W	80-79	Fort Worth
Feb. 17, 2000	L	77-96	El Paso
Feb. 3, 2001	L	89-92	El Paso
Mar. 1, 2001	W	99-91	Fort Worth
Nov. 20, 2001	W	95-73	Las Vegas

VALPARAISO (0-2)

Jan. 30, 1945	L	27-52	Valparaiso
Dec. 19, 1947	L	46-60	Valparaiso

VANDERBILT (1-4)

Dec. 27, 1951	W	51-49	Dallas
Dec. 11, 1954	L	50-71	Nashville
Dec. 18, 1963	L	56-113	Nashville
Jan. 3, 2004	L	60-95	Fort Worth
Dec. 18, 2004	L	55-78	Nashville

VIRGINIA COMMONWEALTH (1-2)

Dec. 27, 1996	L	81-94	Wichita
Dec. 6, 2000	W	101-82	Fort Worth
Dec. 21, 2002	L	78-91	Richmond

VIRGINIA TECH (0-2)

Jan. 9, 1994	L	65-69	Fort Worth
Dec. 10, 1994	L	84-98	Blacksburg

WACO A.A.F. (0-1)

Dec. 8, 1944	L	45-48	Fort Worth
--------------	---	-------	------------

WACO YMCA (3-1)

1908-09	W	27-4	Waco
1908-09	W	22-5	Waco
1909-10	L	6-58	Waco
1909-10	W	23-19	Waco

WASHINGTON (1-0)

Dec. 29, 1941	W	40-34	Oklahoma City
---------------	---	-------	---------------

WASHINGTON STATE (1-1)

Nov. 30, 2002	W	86-83	Fort Worth
Dec. 6, 2003	L	52-73	Pullman

WAYLAND BAPTIST (2-1)

Jan. 5, 1974	W	93-68	Fort Worth
Dec. 3, 1977	W	67-53	Fort Worth
Dec. 7, 1978	L	68-70	Fort Worth

WEST TEXAS A&M (1-1)

<i>Formerly West Texas State</i>			
Dec. 28, 1942	W	45-42	Oklahoma City
Dec. 22, 1980	L	63-67	Las Vegas

WESTERN KENTUCKY (1-1)

Nov. 24, 1986	L	90-96	Bowling Green
Jan. 2, 1991	W (OT)	86-80	Fort Worth

WESTERN MICHIGAN (2-0)

Mar. 21, 2005	W (OT)	78-76	Kalamazoo
Nov. 14, 2008	W	67-63	Charleston

WESTMONT COLLEGE (0-1)

Nov. 28, 1980	L	52-53	Fort Worth
---------------	---	-------	------------

WICHITA STATE (2-6)

Dec. 25, 1931	L	27-31	Wichita
Dec. 20, 1949	L	48-65	Wichita
Dec. 27, 1949	W	54-42	Fort Worth
Dec. 19, 1955	L	69-79	Wichita
Dec. 15, 1956	L	76-95	Wichita
Dec. 26, 1975	L	65-84	Wichita
Dec. 8, 2008	W	57-48	Fort Worth
Dec. 12, 2009	L	68-80	Wichita

WILLIAM & MARY (1-0)

Dec. 30, 1964	W	76-71	El Paso
---------------	---	-------	---------

WYOMING (10-8)

Dec. 9, 1971	W	84-79	Fort Worth
Dec. 27, 1972	L	53-54	Portland
Mar. 4, 1997	W	72-61	Las Vegas
Jan. 14, 1999	L (OT)	93-96	Laramie
Feb. 11, 1999	W	102-85	Fort Worth
Jan. 7, 2006	L	64-68	Fort Worth
Feb. 8, 2006	L	65-67	Laramie
Jan. 27, 2007	L	56-71	Laramie
Feb. 28, 2007	W	77-58	Fort Worth
Jan. 12, 2008	W	83-56	Fort Worth
Feb. 13, 2008	L	54-72	Laramie
Jan. 21, 2009	W	79-78 (OT)	Fort Worth
Feb. 21, 2009	L	56-61	Laramie
Jan. 12, 2010	W	62-59	Fort Worth
Feb. 13, 2010	W	76-68	Laramie
Jan. 12, 2011	W	78-60	Fort Worth
Feb. 12, 2011	L	67-77	Laramie
Mar. 9, 2011	W	70-61	Fort Worth

XAVIER (1-1)

Jan. 12, 1970	L	76-80	Fort Worth
Dec. 30, 1980	W	57-47	Albuquerque

YOUNG MEN'S HEBREW (2-0)

1925-26	W	31-27	Fort Worth
1925-26	W	26-16	Fort Worth

ALL-TIME RECORDS BY CONFERENCE

AMERICA EAST (2-0)

Albany	0-0
Binghamton	0-0
Boston	1-0
Hartford	0-0
Maine	0-0
UMBC	0-0
New Hampshire	1-0
Stony Brook	0-0
Vermont	0-0

ATLANTIC COAST (3-10)

Boston College	0-1
Clemson	0-2
Duke	0-0
Florida State	2-1
Georgia Tech	0-2
Maryland	0-2
Miami (Fla.)	1-0
North Carolina	0-0
North Carolina State	0-0
Virginia	0-0
Virginia Tech	0-2
Wake Forest	0-0

ATLANTIC 10 (5-16)

Dayton	0-0
Duquesne	0-0
Fordham	1-0
George Washington	1-0
La Salle	0-0
Massachusetts	1-1
UNC Charlotte	0-2
Rhode Island	0-1
Richmond	0-0
St. Bonaventure	0-0
St. Joseph's (Pa.)	0-1
St. Louis	1-10
Temple	0-0
Xavier	1-1

ATLANTIC SUN (1-0)

Belmont	0-0
Campbell	1-0
East Tennessee State	0-0
Florida Gulf Coas	0-0
Gardner-Webb	0-0
Jacksonville	0-0
Kennesaw State	0-0
Lipscomb	0-0
Mercer	0-0
North Florida	0-0
Stetson	0-0
South Carolina Upstate	0-0

BIG EAST (13-33)

Cincinnati	0-5
Connecticut	1-2
DePaul	2-6
Georgetown	0-0
Louisville	1-5
Marquette	4-2
Notre Dame	0-5
Pittsburgh	0-0
Providence	1-0
Rutgers	0-0
St. John's	0-0
Seton Hall	0-0
South Florida	4-4
Syracuse	0-4
Villanova	0-0
West Virginia	0-0

BIG SKY (10-4)

Cal State Sacramento	0-0
Eastern Washington	0-0
Idaho State	3-2
Montana	1-0
Montana State	3-1
Northern Arizona	3-0
Northern Colorado	0-1
Portland State	0-0
Weber State	0-0

BIG SOUTH (3-0)

Charleston Southern	0-0
Coastal Carolina	1-0
High Point	0-0
Liberty	1-0
North Carolina-Asheville	1-0
Presbyterian	0-0
Radford	0-0
VMI	0-0
Winthrop	0-0

BIG TEN (7-24)

Illinois	0-3
Indiana	0-3
Iowa	0-2
Michigan	0-1
Michigan State	1-1
Minnesota	0-2
Nebraska	2-4
Northwestern	2-0
Ohio State	0-4
Penn State	0-1
Purdue	2-3
Wisconsin	0-0

BIG 12 (275-387)

Baylor	81-87
Iowa State	5-1
Kansas	0-4
Kansas State	2-3
Missouri	1-4
Oklahoma	1-9
Oklahoma State	2-17
Texas	62-102
Texas A&M	76-88
Texas Tech	45-72

BIG WEST (7-7)

Cal Poly	0-0
Cal State Fullerton	0-1
Cal State Northridge	1-0
Long Beach State	4-1
Pacific	2-3
UC Davis	0-0
UC Irvine	0-1
UC Riverside	0-0
UC Santa Barbara	0-1

COLONIAL (5-4)

Delaware	0-0
Drexel	0-1
George Mason	0-0
Georgia State	2-0
Hofstra	1-0
James Madison	0-0
North Carolina-Wilmington	0-0
Northeastern	0-0
Old Dominion	0-1
Towson	0-0
Virginia Commonwealth	1-2
William & Mary	1-0

CONFERENCE USA (227-284)

Central Florida	0-0
East Carolina	3-2
Houston	23-47
Marshall	1-1
Memphis	1-10
Rice	85-86
SMU	84-101
Southern Miss	3-3
Tulane	8-7
Tulsa	10-18
UAB	3-5
UTEP	6-3

HORIZON (1-9)

Butler	0-2
Cleveland State	0-0
Detroit	0-0
Illinois-Chicago	1-0
Loyola (Ill.)	0-5
Wisconsin-Green Bay	0-0
Wisconsin-Milwaukee	0-0
Wright State	0-0
Valparaiso	0-2
Youngstown State	0-0

IVY LEAGUE (2-3)

Brown	0-0
Columbia	1-1
Cornell	0-0
Dartmouth	0-0
Harvard	0-0
Pennsylvania	0-0
Princeton	1-2
Yale	0-0

METRO ATLANTIC (4-4)

Canisius	1-1
Fairfield	1-0
Iona	0-0
Loyola (Md.)	0-0
Manhattan	0-2
Marist	0-0
Niagara	1-0
Rider	0-1
St. Peter's	0-0
Siena	1-0

MID-AMERICAN (5-3)

Akron	0-0
Ball State	1-0
Bowling Green	0-1
Buffalo	0-0
Central Michigan	0-0
Eastern Michigan	1-0
Kent State	0-0
Miami (Ohio)	1-0
Northern Illinois	0-0
Ohio	0-2
Toledo	0-0
Western Michigan	2-0

MID-EASTERN (5-2)

Bethune-Cookman	0-0
Coppin State	1-0
Delaware State	1-0
Florida A&M	0-0
Hampton	0-0
Howard	1-0
Maryland-Eastern Shore	1-0
Morgan State	1-0
Norfolk State	0-0
North Carolina A&T	0-2
South Carolina State	0-0
Winston-Salem State	0-0

MISSOURI VALLEY (9-21)

Bradley	2-5
Creighton	1-2
Drake	2-3
Evansville	0-0
Illinois State	0-0
Indiana State	0-1
Northern Iowa	0-1
Southern Illinois	0-1
Missouri State	2-2
Wichita State	2-6

MOUNTAIN WEST (39-68)

Air Force	6-8
Boise State	0-1
Colorado State	10-9
New Mexico	5-15
San Diego State	6-11
UNLV	2-16
Wyoming	10-8

NORTHEAST (3-2)

Central Connecticut State	0-0
Fairleigh Dickinson	0-0
LIU-Brooklyn	2-1
Monmouth	0-0
Mt. St. Mary's	0-0
Quinnipiac	0-0
Robert Morris	1-1
Sacred Heart	0-0
St. Francis (N.Y.)	0-0
St. Francis (Pa.)	0-0
Wagner	0-0

OHIO VALLEY (2-2)

Austin Peay	0-0
Eastern Illinois	0-0
Eastern Kentucky	1-1
Jacksonville State	0-0
Morehead State	0-0
Murray State	0-1
Samford	0-0
Southeast Missouri State	0-0
Tennessee-Martin	1-0
Tennessee State	0-0
Tennessee Tech	0-0

PACIFIC 12 (13-28)

Arizona	2-0
Arizona State	2-2
California	0-2
Colorado	2-2
Oregon	0-1
Oregon State	0-1
Stanford	0-2
UCLA	0-1
USC	1-0
Utah	4-16
Washington	1-0
Washington State	1-1

PATRIOT (3-1)

American	0-0
Army	0-0
Bucknell	0-0
Colgate	2-1
Holy Cross	0-0
Lafayette	0-0
Lehigh	0-0
Navy	1-0

SOUTHEASTERN (47-126)

Alabama	3-4
Arkansas	38-104
Auburn	1-2
Florida	0-2
Georgia	0-2
Kentucky	0-2
LSU	1-3
Mississippi	1-2
Mississippi State	1-1
South Carolina	0-0
Tennessee	1-0
Vanderbilt	1-4

SOUTHERN (1-3)

Appalachian State	1-0
College of Charleston	0-2
Chattanooga	0-0
The Citadel	0-0
Davidson	0-0
Elon	0-0
Furman	0-1
Georgia Southern	0-0
North Carolina-Greensboro	0-0
Western Carolina	0-0
Wofford	0-0

SOUTHLAND (56-14)

Central Arkansas	0-0
Lamar	8-2
McNeese State	2-0
Nicholls State	1-0
Northwestern State	5-0
Sam Houston State	8-2
Southeastern Louisiana	2-0
Stephen F. Austin	2-2
Texas-Arlington	16-3
Texas A&M-Corpus Christi	1-2
Texas-San Antonio	8-3
Texas State	3-0

SOUTHWESTERN ATHLETIC (25-1)

Alabama A&M	0-0
Alabama State	2-0
Alcorn State	0-0
Arkansas-Pine Bluff	5-0
Grambling State	9-0
Jackson State	3-0
Mississippi Valley State	2-0
Prairie View A&M	3-0
Southern	0-0
Texas Southern	1-1

THE SUMMIT (13-9)

Centenary	11-8
IUPUI-Fort Wayne	0-0
IUPUI-Indianapolis	0-0
North Dakota State	0-0
Oakland (Mich.)	0-0
Oral Roberts	2-1
South Dakota State	0-0
Southern Utah	0-0
UMKC	0-0
Western Illinois	0-0

SUN BELT (54-40)

Arkansas-Little Rock	2-0
Arkansas State	2-2
Denver	0-2
Florida Atlantic	0-0
Florida International	0-0
Louisiana-Lafayette	1-1
Louisiana-Monroe	1-3
Middle Tennessee State	3-0
New Orleans	1-0
North Texas	43-31
South Alabama	0-0
Troy State	0-0
Western Kentucky	1-1

WEST COAST (3-8)

Gonzaga	1-1
Loyola Marymount	0-0
Pepperdine	0-1
Portland	0-1
St. Mary's (Calif.)	0-2
San Diego	0-0
San Francisco	2-2
Santa Clara	0-1

WESTERN ATHLETIC (27-16)

Fresno State	4-4
Hawaii	7-3
Idaho	0-1
Louisiana Tech	6-4
Nevada	2-0
New Mexico State	1-0
San Jose State	7-2
Utah State	0-2

INDEPENDENTS/OTHERS (9-21)

BYU	3-19
Chicago State	0-0
Longwood	0-0
N.J.I.T.	0-0
Providence	1-0
Savannah State	0-0
Shawnee State	1-0
Tarleton State	1-1
Texas-Pan American	3-1
Utah Valley State	0-0



TCU IN SEASON/CONFERENCE OPENERS

SEASON OPENERS

Season	Opponent	Site	Result	Score
1908-09	Baylor	Waco	L	6-37
1909-10	Baylor	Waco	L	22-25
1913-14	North Texas	Denton	L	16-41
1914-15	Poly High	Fort Worth	W	67-17
1915-16	North Texas	Denton	W	21-20
1916-17	Decatur Baptist	Decatur	W	33-18
1917-18	First Baptist	Fort Worth	W	32-20
1918-19	Baylor	Fort Worth	W	54-30
1919-20	Hardin-Simmons	Fort Worth	L	22-25
1920-21	SMU	Dallas	L	20-21
1921-22	University of Dallas	Fort Worth	W	55-21
1922-23	North Texas	Fort Worth	L	10-26
1923-24	First Christian Church	Fort Worth	W	31-18
1924-25	Sunday School All-Stars	Fort Worth	W	35-32
1925-26	Young Men's Hebrew	Fort Worth	W	31-27
1926-27	Hillyards	Fort Worth	L	14-15
1927-28	North Texas	Denton	W	17-16
1928-29	Tillery Grain	Fort Worth	W	31-30
1929-30	T&P Coal & Oil	Fort Worth	W	57-24
1930-31	Owl Theater	Fort Worth	W	63-13
1931-32	Sproles Transfer	Fort Worth	W	34-19
1932-33	Sproles Transfer	Fort Worth	W	35-23
1933-34	North Texas	Denton	W	44-33
1934-35	Trinity	Waxahachie	W	34-29
1935-36	SMU	Dallas	W	29-23
1936-37	Hardin-Simmons	Abilene	L	18-21
1937-38	Montgomery Ward	Fort Worth	W	42-23
1938-39	North Texas	Denton	L	28-34
1939-40	East Texas State	Commerce	L	28-34
1940-41	Howard Payne	Brownwood	L	35-49
1941-42	North Texas	Fort Worth	L	34-49
1942-43	North Texas	Denton	L	32-35
1943-44	Fort Worth A.A.F.	Fort Worth	W	31-28
1944-45	Grand Prairie N.A.S.	Grand Prairie	L	39-45
1945-46	Eagle Mtn. Marines	Fort Worth	W	36-20
1946-47	Oklahoma	Dallas	L	54-76

Season	Opponent	Site	Result	Score
1947-48	Texas Tech	Fort Worth	L	44-66
1948-49	North Texas	Fort Worth	L	52-63
1949-50	Abilene Christian	Fort Worth	W	52-35
1950-51	Abilene Christian	Abilene	W	66-49
1951-52	Abilene Christian	Abilene	W	80-68
1952-53	Hardin-Simmons	Fort Worth	W	50-43
1953-54	Austin College	Fort Worth	W	73-39
1954-55	Abilene Christian	Fort Worth	W	93-45
1955-56	Austin College	Fort Worth	W	91-79
1956-57	Austin College	Fort Worth	W	81-62
1957-58	Austin College	Fort Worth	W	83-33
1958-59	Austin College	Fort Worth	W	93-62
1959-60	Austin College	Fort Worth	W	65-57
1960-61	Austin College	Fort Worth	W	94-63
1961-62	Oklahoma City	Oklahoma City	L	91-97
1962-63	Oklahoma City	Fort Worth	L	60-77
1963-64	Oklahoma City	Oklahoma City	L	70-96
1964-65	Austin College	Fort Worth	W	91-66
1965-66	Georgia Tech	Atlanta	L	87-112
1966-67	Oklahoma	Norman	L	76-90
1967-68	Oklahoma	Fort Worth	L	57-66
1968-69	Oklahoma City	Fort Worth	W	87-84
1969-70	Oklahoma City	Oklahoma City	L	85-96
1970-71	Kansas State	Manhattan	L	70-79
1971-72	Oklahoma City	Oklahoma City	W	87-78
1972-73	Oklahoma City	Fort Worth	L	75-87
1973-74	Oklahoma City	Oklahoma City	L	77-78
1974-75	Pan American	Fort Worth	W	70-68
1975-76	Pan American	Fort Worth	L	68-75
1976-77	Mississippi	Fort Worth	W	70-61
1977-78	Clemson	Clemson	L	62-125
1978-79	St. Edward's (Texas)	Fort Worth	W	88-42
1979-80	UT Arlington	Fort Worth	W	103-98
1980-81	Westmont College	Fort Worth	L	52-53
1981-82	UT Arlington	Arlington	W	82-79
1982-83	UT Arlington	Fort Worth	W	76-70

Season	Opponent	Site	Result	Score
1983-84	UT Arlington	Fort Worth	W	75-61
1984-85	St. Edward's (Texas)	Fort Worth	W	112-71
1985-86	McMurry	Fort Worth	W	89-43
1986-87	LSU	Baton Rouge	W	83-74
1987-88	Sam Houston State	Fort Worth	W	61-46
1988-89	Simon Fraser	Fort Worth	W	100-67
1989-90	Simon Fraser	Fort Worth	W	99-35
1990-91	Louisiana Tech	Shreveport	L	71-82
1991-92	Southeastern Louisiana	Shreveport	W	90-82
1992-93	Louisiana Tech	Fort Worth	W	64-50
1993-94	Drexel	Fairfield	L	71-84
1994-95	Midwestern State	Fort Worth	W	119-78
1995-96	Connecticut	Anchorage	L	76-102
1996-97	McNeese State	Fort Worth	W	93-74
1997-98	Southwest Missouri State	Fort Worth	W	78-67
1998-99	Rhode Island	Providence	L	87-89
1999-00	California	Fairbanks	L	83-91
2000-01	Northwestern State	Fort Worth	W	102-69
2001-02	Northwestern State	Fort Worth	W	93-79
2002-03	Sam Houston State	Fort Worth	W	91-81
2003-04	UT Arlington	Fort Worth	W	87-58
2004-05	UT Arlington	Fort Worth	W	90-61
2005-06	Tarleton State	Fort Worth	L	59-68
2006-07	Centenary	Fort Worth	W	72-66
2007-08	Angelo State	Fort Worth	W	89-70
2008-09	Western Michigan	Charleston	W	67-63
2009-10	Mid-American Christian	Fort Worth	W	74-69
2010-11	Jackson State	Fort Worth	W	86-62

Season Opener History

	Home	Away	Neutral	Overall
	49	12	2	63
	13	17	6	36
	.790	.414	.250	.636

CONFERENCE OPENERS

Southwest Conference

Season	Opponent	Site	Result	Score
1923-24	Rice	Houston	W	18-13
1924-24	Texas	Fort Worth	W	31-12
1925-26	Texas	Austin	W	20-16
1926-27	Texas	Austin	W	28-24
1927-28	Arkansas	Fayetteville	L	18-23
1928-29	Arkansas	Fort Worth	L	24-41
1929-30	Arkansas	Fayetteville	L	31-32
1930-31	Rice	Fort Worth	W	49-38
1931-32	Baylor	Waco	L	24-32
1932-33	SMU	Dallas	L	19-20
1933-34	Texas	Fort Worth	W	59-13
1934-35	Texas	Fort Worth	L	21-24
1935-36	SMU	Dallas	W	29-23
1936-37	Texas	Fort Worth	W	23-21
1937-38	Texas	Austin	L	21-23
1938-39	Baylor	Fort Worth	L	28-62
1939-40	Rice	Houston	L	41-57
1940-41	Baylor	Fort Worth	L	32-40
1941-42	Baylor	Waco	L	32-44
1942-43	Baylor	Fort Worth	W	35-31
1943-44	Arkansas	Fayetteville	L	50-71
1944-45	Texas	Fort Worth	W	39-38
1945-46	Rice	Houston	L	45-58
1946-47	Texas	Austin	L	46-62
1947-48	SMU	Dallas	L	58-62
1948-49	SMU	Fort Worth	W	58-52
1949-50	Rice	Houston	L	61-80
1950-51	SMU	Dallas	W	57-46
1951-52	SMU	Fort Worth	W	58-43
1952-53	Texas	Austin	L	48-55
1953-54	Texas	Austin	L	47-54
1954-55	Arkansas	Fayetteville	W	67-62
1955-56	Texas	Fort Worth	W	73-67
1956-57	Rice	Fort Worth	W	62-50
1957-58	Texas A&M	Fort Worth	W	71-48
1958-59	Baylor	Waco	W	72-62

Southwest Conference (con't)

Season	Opponent	Site	Result	Score
1958-59	Baylor	Waco	W	72-62
1959-60	Arkansas	Fayetteville	L	60-74
1960-61	Texas A&M	College Station	L	69-82
1961-62	SMU	Fort Worth	L	53-70
1962-63	Texas Tech	Fort Worth	L	66-69
1963-64	Rice	Fort Worth	L	73-82
1964-65	Arkansas	Fort Worth	L	70-88
1965-66	Arkansas	Fort Worth	W	88-85
1966-67	Texas Tech	Fort Worth	W	71-65
1967-68	Rice	Fort Worth	W	84-75
1968-69	SMU	Fort Worth	L	78-81
1969-70	SMU	Dallas	L	84-86
1970-71	Texas Tech	Fort Worth	W	85-71
1971-72	Arkansas	Fort Worth	W	95-77
1972-73	Rice	Houston	L	73-83
1973-74	Texas	Austin	L	53-104
1974-75	Baylor	Fort Worth	W	73-65
1975-76	SMU	Fort Worth	W	79-75
1976-77	Baylor	Waco	L	62-97
1977-78	Texas	Fort Worth	L	41-90
1978-79	Texas	Austin	L	63-92
1979-80	Texas A&M	Fort Worth	L	63-69
1980-81	Texas A&M	Dallas	W	56-51
1981-82	Texas A&M	Fort Worth	L	54-60
1982-83	Texas	Austin	W	70-54
1983-84	Texas Tech	Lubbock	L	60-79
1984-85	Houston	Fort Worth	L	73-83
1985-86	Rice	Fort Worth	W	66-64
1986-87	Arkansas	Fort Worth	W	80-77
1987-88	Baylor	Fort Worth	L	61-75
1988-89	Texas A&M	College Station	W	89-81
1989-90	SMU	Dallas	W	63-61
1990-91	SMU	Fort Worth	W	63-59
1991-92	Texas A&M	College Station	W	83-71
1992-93	Baylor	Waco	L	57-79
1993-94	Houston	Houston	W	87-76

Southwest Conference (con't)

Season	Opponent	Site	Result	Score
1994-95	Texas	Fort Worth	W	102-98
1995-96	Texas Tech	Fort Worth	L	86-90

Western Athletic Conference

Season	Opponent	Site	Result	Score
1996-97	UNLV	Fort Worth	L	91-98
1997-98	Fresno State	Fort Worth	W	91-76
1998-99	SMU	Dallas	W	92-79
1999-00	Tulsa	Fort Worth	L	73-94
2000-01	Hawai'i	Fort Worth	W	103-64

Conference USA

Season	Opponent	Site	Result	Score
2001-02	South Florida	Tampa	L	108-117
2002-03	Southern Miss	Hattiesburg	L	64-72
2003-04	St. Louis	Fort Worth	L	50-60
2004-05	Louisville	Louisville	L	61-86

Mountain West Conference

Season	Opponent	Site	Result	Score
2005-06	Wyoming	Fort Worth	L	64-68
2006-07	New Mexico	Fort Worth	W	64-52
2007-08	San Diego State	San Diego	L	57-64
2008-09	Colorado State	Fort Worth	W	81-67
2009-10	Air Force	Fort Worth	W	59-50
2010-11	San Diego State	Fort Worth	L	53-66

Conference Opener History

	Won	Lost	Pct.
Home	27	20	.574
Away	14	26	.350
Southwest Conference	35	37	.486
Western Athletic Conference	3	2	.600
Conference USA	0	4	.000
Mountain West Conference	3	3	.500
Overall	41	46	.471

TCU AND THE NATIONAL RANKINGS

TCU AS A RANKED TEAM

Date	Opponent	Rank	Site	Result	Score
Jan. 26, 1952	Oklahoma City	12	A	L	41-68
Jan. 18, 1955	Rice	20	A	L	63-73
Jan. 22, 1955	Texas A&M	20	A	W	71-58
Jan. 4, 1958	Texas A&M	16	H	W	71-48
Jan. 3, 1959	Baylor	19	A	W	72-62
Jan. 31, 1959	SMU	19	H	W	72-60
Feb. 3, 1959	Texas A&M	17	A	W	76-64
Feb. 7, 1959	Texas Tech	17	H	W	66-59
Feb. 11, 1959	Texas A&M	16	H	W	80-61
Feb. 14, 1959	Arkansas	16	A	W	76-71
Feb. 18, 1959	Rice	16	H	W	68-64
Feb. 21, 1959	Texas	16	A	W	72-59
Feb. 25, 1959	SMU	14	A	L	71-72
Mar. 3, 1959	Baylor	15	H	W	81-63
Mar. 13, 1959	Cincinnati	16	N	L	73-77
Mar. 14, 1959	DePaul	16	N	W	71-65
Jan. 21, 1987	Texas Tech	19	A	W	48-43
Jan. 24, 1987	Houston	19	A	W	62-56

Date	Opponent	Rank	Site	Result	Score
Jan. 28, 1987	Rice	16	H	W	64-38
Jan. 31, 1987	Arkansas	16	H	W	73-66
Feb. 4, 1987	Baylor	15	A	L	63-66
Feb. 8, 1987	Texas A&M	15	A	W	55-50
Feb. 12, 1987	SMU	18	H	W	69-50
Feb. 18, 1987	Texas	16	A	W	70-54
Feb. 21, 1987	Texas Tech	16	H	W	52-44
Feb. 25, 1987	Houston	15	H	L	65-84
Feb. 28, 1987	Rice	15	A	W	85-69
Mar. 6, 1987	Texas A&M	15	N	L	70-81
Mar. 12, 1987	Marshall	19	N	W	76-60
Mar. 14, 1987	Notre Dame	19	N	L	57-58
Dec. 20, 1997	Kansas	24	N	L	78-94
Dec. 24, 1997	Iowa State	25	N	W	93-54
Dec. 25, 1997	Syracuse	25	N	L	78-82
Dec. 26, 1997	American-P.R.	25	A	W	105-93
Feb. 16, 1998	SMU	19	H	W	79-70
Feb. 21, 1998	New Mexico	19	H	W	95-64

Date	Opponent	Rank	Site	Result	Score
Feb. 26, 1998	Tulsa	15	A	W	57-54
Feb. 28, 1998	Rice	15	A	W	86-73
Mar. 5, 1998	SMU	13	N	W	71-69
Mar. 6, 1998	New Mexico	15	N	L	73-80
Mar. 13, 1998	Florida State	15	N	L	87-96
Nov. 9, 1998	Rhode Island	24	A	L	87-89
Nov. 10, 1998	Providence	24	A	W	79-77
Nov. 18, 1998	New Orleans	24	H	W	74-61
Nov. 21, 1998	UTEP	24	A	W	75-70
Dec. 30, 1998	Gonzaga	24	H	W	90-87
Jan. 2, 1999	UNC-Asheville	24	H	W	101-67
Jan. 11, 1999	SMU	21	A	W	92-79
Jan. 14, 1999	Wyoming	21	A	L	93-96
Jan. 16, 1999	Colorado State	21	A	W	92-89
Jan. 21, 1999	Air Force	24	H	W	114-87
Jan. 23, 1999	UNLV	24	H	L	88-95
Jan. 25, 1999	Tulsa	24	A	L	62-72

TCU VS. RANKED TEAMS

Date	Opponent	Rank	Site	Result	Score
Feb. 26, 1949	Texas	20	A	L	60-67
Mar. 21, 1952	Kansas	8	N	L	64-68
Dec. 20, 1952	Saint Louis	17	A	L	59-73
Mar. 14, 1953	Oklahoma City	10	N	W	58-56
Jan. 12, 1954	Rice	15	A	L	52-69
Dec. 7, 1954	St. Louis	12	A	L	58-75
Dec. 9, 1955	Alabama	6	N	L	46-85
Dec. 23, 1955	Oklahoma City	15	H	L	54-64
Jan. 24, 1956	SMU	18	A	L	64-105
Feb. 14, 1956	SMU	12	H	L	22-26
Dec. 27, 1956	SMU	7	N	L	65-74
Jan. 12, 1957	SMU	4	H	L	63-79
Jan. 19, 1957	Oklahoma City	13	H	W	86-84
Feb. 26, 1957	SMU	4	A	L	77-88
Feb. 3, 1958	Arkansas	17	H	L	46-56
Jan. 24, 1959	Oklahoma City	15	A	L	65-75
Mar. 13, 1959	Cincinnati	5	N	L	73-77
Dec. 28, 1959	Texas A&M	18	N	L	61-72
Jan. 9, 1960	Texas A&M	13	H	L	52-65
Feb. 29, 1960	Texas A&M	18	A	L	56-64
Dec. 15, 1962	Ohio State	3	A	L	62-74
Dec. 18, 1963	Vanderbilt	8	A	L	56-113
Dec. 22, 1966	Cincinnati	7	A	L	88-89
Mar. 16, 1968	Houston	1	N	L	68-103
Dec. 19, 1970	Drake	9	N	L	78-79
Dec. 23, 1971	UCLA	1	A	L	81-119
Dec. 2, 1976	Kentucky	5	A	L	53-103
Jan. 18, 1977	Arkansas	17	A	L	45-62
Feb. 15, 1977	Arkansas	11	H	L	64-79
Jan. 21, 1978	Arkansas	6	A	L	35-43
Feb. 4, 1978	Texas	12	A	L	50-87
Feb. 11, 1978	Arkansas	2	H	L	57-87
Feb. 25, 1978	Arkansas	4	A	L	42-84
Jan. 20, 1979	Arkansas	11	H	L	51-90
Jan. 24, 1979	Texas A&M	14	A	L	43-57
Feb. 3, 1979	Texas	12	H	L	60-73
Feb. 10, 1979	Arkansas	14	A	L	65-108
Dec. 4, 1980	Notre Dame	13	A	L	63-79

Date	Opponent	Rank	Site	Result	Score
Jan. 3, 1981	Texas A&M	11	N	W	56-51
Dec. 11, 1981	Tulsa	14	A	L	62-72
Jan. 13, 1982	Arkansas	9	H	L	59-62
Jan. 18, 1982	Texas	19	A	L	89-105
Feb. 8, 1982	Arkansas	14	A	L	69-79
Mar. 5, 1982	Arkansas	14	N	L	70-80
Jan. 12, 1983	Houston	16	H	L	51-54
Jan. 19, 1983	Arkansas	4	A	L	55-69
Feb. 12, 1983	Houston	6	A	L	66-74
Feb. 19, 1983	Arkansas	7	H	L	56-64
Mar. 11, 1983	Arkansas	6	N	W	61-59
Mar. 12, 1983	Houston	1	N	L	59-62
Jan. 7, 1984	Houston	7	A	L	67-71
Feb. 9, 1984	Houston	5	H	L	60-76
Feb. 15, 1984	Arkansas	14	A	L	48-55
Jan. 19, 1985	SMU	3	A	L	70-74
Feb. 20, 1985	SMU	9	H	W	72-64
Dec. 27, 1985	UAB	14	N	L	62-69
Dec. 27, 1986	Oklahoma	6	N	W	95-82
Mar. 14, 1987	Notre Dame	18	N	L	57-58
Dec. 5, 1987	Syracuse	3	A	L	58-87
Jan. 13, 1990	Arkansas	12	A	L	79-93
Feb. 14, 1990	Arkansas	8	H	W	81-79
Jan. 15, 1991	Arkansas	2	H	L	73-93
Feb. 16, 1991	Arkansas	3	A	L	61-97
Dec. 28, 1991	Oklahoma	14	N	L	73-78
Dec. 9, 1993	Oklahoma St.	15	A	L	67-89
Dec. 27, 1993	Indiana	13	N	L	65-81
Mar. 10, 1994	Texas	25	N	L	75-96
Nov. 22, 1995	Connecticut	6	N	L	76-102
Jan. 20, 1996	Kentucky	2	A	L	80-124
Feb. 7, 1996	Texas Tech	13	A	L	70-85
Dec. 20, 1997	Kansas	2	N	L	78-94
Dec. 25, 1997	Syracuse	19	N	L	78-82
Jan. 5, 1998	New Mexico	12	A	L	77-98
Jan. 19, 1998	Hawaii	24	A	W	83-76
Feb. 21, 1998	New Mexico	11	H	W	95-64
Mar. 6, 1998	New Mexico	20	N	L	73-80

Date	Opponent	Rank	Site	Result	Score
Nov. 9, 1998	Rhode Island	23	A	L	87-89
Nov. 28, 1998	Oklahoma St.	17	A	L	74-79
Jan. 6, 2000	Tulsa	22	H	L	73-94
Feb. 5, 2000	Tulsa	17	A	L	70-103
Mar. 10, 2000	Tulsa	14	N	L	71-93
Feb. 15, 2001	Fresno State	20	H	W	102-88
Nov. 21, 2001	Oklahoma St.	15	N	L	77-95
Dec. 23, 2002	Tulsa	20	A	L	65-78
Jan. 18, 2003	Louisville	15	A	L	74-87
Jan. 26, 2003	Creighton	10	A	L	79-89
Feb. 22, 2003	Marquette	11	H	L	68-79
Feb. 26, 2003	Memphis	24	A	L	64-88
Dec. 1, 2003	Kansas	1	H	L	66-85
Jan. 3, 2004	Vanderbilt	22	H	L	60-95
Jan. 17, 2004	Cincinnati	10	A	L	57-85
Feb. 17, 2004	Louisville	10	H	W	71-46
Mar. 3, 2004	Memphis	20	A	L	56-83
Dec. 9, 2004	Kansas	2	A	L	74-93
Jan. 8, 2005	Louisville	17	A	L	61-86
Feb. 26, 2005	Cincinnati	24	H	L	74-89
Mar. 10, 2005	Louisville	6	N	L	61-85
Dec. 3, 2005	Syracuse	24	A	L	64-80
Jan. 23, 2007	Air Force	13	A	L	39-72
Feb. 24, 2007	Air Force	13	H	W	71-66
Jan. 2, 2008	Texas	12	A	L	59-67
Dec. 8, 2009	Texas Tech	23	H	L	70-80
Jan. 30, 2010	New Mexico	23	H	L	57-73
Feb. 2, 2010	BYU	12	A	L	56-76
Mar. 3, 2010	New Mexico	8	A	L	66-73
Mar. 6, 2010	BYU	14	H	L	77-107
Mar. 10, 2010	BYU	14	N	L	85-95
Jan. 5, 2011	San Diego State	7	H	L	53-60
Jan. 8, 2011	UNLV	25	A	L	49-83
Jan. 18, 2011	BYU	9	A	L	67-83
Feb. 5, 2011	San Diego State	7	A	L	53-60
Feb. 19, 2011	BYU	7	H	L	56-79
Mar. 10, 2011	BYU	8	N	L	58-64

TCU IN THE ASSOCIATED PRESS POLL

Date	Ranking	Date	Ranking
Jan. 15, 1952	15	Jan. 20, 1987	19
Jan. 22, 1952	12	Jan. 27, 1987	16
Jan. 18, 1955	20	Feb. 3, 1987	15
Dec. 31, 1957	16	Feb. 10, 1987	18
Dec. 30, 1958	19	Feb. 17, 1987	16
Jan. 27, 1959	19	Feb. 24, 1987	15
Feb. 3, 1959	17	Mar. 3, 1987	15
Feb. 10, 1959	16	Mar. 10, 1987	19
Feb. 17, 1959	16	Dec. 15, 1997	24
Feb. 24, 1959	14	Dec. 22, 1997	25
Mar. 2, 1959	15	Feb. 2, 1998	22
Mar. 9, 1959	16	Feb. 9, 1998	19

Date	Ranking
Feb. 16, 1998	15
Feb. 23, 1998	13
Mar. 1, 1998	15
Mar. 6, 1998	15
Preseason 1998	24
Nov. 16, 1998	24
Dec. 28, 1998	24
Jan. 4, 1999	21
Jan. 11, 1999	21
Jan. 18, 1999	2
4	

TCU AS A RANKED TEAM
Overall Record: 37-16 (.698)
Home: 16-2 (.889)
Road: 17-7 (.708)
Neutral: 4-7 (.364)

TCU VS. RANKED TEAMS
Overall Record: 12-101 (.106)
Home: 7-24 (.226)
Road: 1-54 (.018)
Neutral: 4-23 (.148)

MILESTONE GAMES

ALL GAMES

No.	Date	Opponent	Site	Result	Score
1	1908	Baylor	Waco	L	6-37
100	Jan. 19, 1923	Trinity	Fort Worth	W	47-13
200	Jan. 14, 1928	Baylor	Fort Worth	L	27-28
300	Feb. 11, 1933	Texas	Austin	L	29-31
400	Jan. 14, 1939	SMU	Fort Worth	L	29-31
500	Feb. 13, 1943	Baylor	Waco	L	41-50
600	Mar. 1, 1947	Rice	Houston	L	53-64
700	Dec. 8, 1951	Canisius	Buffalo	W	67-55
800	Dec. 9, 1955	Alabama	Birmingham	L	46-85
900	Dec. 17, 1959	Tulsa	Tulsa	L	72-79
1,000	Jan. 4, 1964	Rice	Fort Worth	L	73-82
1,100	Jan. 30, 1968	Arkansas	Fayetteville	L	67-68
1,200	Jan. 29, 1972	Rice	Fort Worth	W	69-55
1,300	Jan. 19, 1976	Rice	Fort Worth	W	103-87
1,400	Jan. 3, 1980	Texas A&M	Fort Worth	L	63-69
1,500	Feb. 21, 1983	Baylor	Waco	W	51-47
1,600	Dec. 6, 1986	Colorado State	Fort Collins	W	80-77
1,700	Jan. 20, 1990	Houston	Fort Worth	W	89-73
1,800	Mar. 3, 1993	Texas	Austin	L	84-102
1,900	Jan. 3, 1997	Liberty	Fort Worth	W	80-68
2,000	Dec. 27, 1999	Butler	Fort Worth	L	78-86
2,100	Jan. 18, 2003	Louisville	Louisville	L	74-87
2,200	Feb. 8, 2006	Wyoming	Laramie	L	63-67
2,300	Nov. 13, 2009	Mid-Amer. Christian	Fort Worth	W	74-69
2,366	Mar. 10, 2011	BYU	Las Vegas	L	58-64

ALL VICTORIES

No.	Date	Opponent	Site	Score
1	1909	Waco YMCA	Waco	27-4
100	1928	Tillery Grain	Fort Worth	31-30
200	Dec. 28, 1938	Oklahoma Baptist	Oklahoma City	24-23
300	Dec. 6, 1950	Texas Tech	Lubbock	70-53
400	Dec. 6, 1957	McMurry College	Fort Worth	75-50
500	Dec. 2, 1968	Oklahoma City	Fort Worth	87-84
600	Dec. 22, 1979	Georgia State	Fresno	88-76
700	Feb. 22, 1986	Texas	Fort Worth	55-54
800	Jan. 25, 1992	South Florida	Fort Worth	77-49
900	Feb. 26, 1998	Tulsa	Tulsa	57-54
1,000	Mar. 10, 2004	Marquette	Cincinnati	64-62
1,094	Mar. 9, 2011	Wyoming	Las Vegas	73-67

DANIEL-MEYER COLISEUM (ALL GAMES)

No.	Date	Opponent	Result	Score
1	Dec. 18, 1961	Centenary	W	63-61
50	Feb. 12, 1966	Texas Tech	W	90-81
100	Dec. 11, 1970	Nebraska	L	64-79
150	Dec. 21, 1974	Florida	L	61-73
200	Dec. 7, 1978	Wayland Baptist	L	68-70
250	Nov. 27, 1982	UT Arlington	W	76-70
300	Jan. 2, 1986	Rice	W	66-64
350	Jan. 6, 1990	Texas A&M	L	71-72
400	Jan. 6, 1994	Oral Roberts	L	73-76
450	Feb. 19, 1997	SMU	W	79-71
500	Jan. 22, 2000	UTEP	W	80-79
550	Mar. 8, 2003	South Florida	W	75-63
600	Mar. 1, 2006	Utah	W	69-65
650	Nov. 13, 2009	Mid-American Christian	W	74-69
682	Feb. 26, 2011	New Mexico	L	70-80

DANIEL-MEYER COLISEUM (ALL VICTORIES)

No.	Date	Opponent	Score
1	Dec. 18, 1961	Centenary	63-61
50	Dec. 23, 1970	Houston Baptist	75-70
100	Jan. 25, 1978	Texas A&M	66-59
150	Dec. 1, 1984	John Brown	71-57
200	Dec. 28, 1989	Prairie View A&M	84-59
250	Dec. 2, 1995	Howard	103-74
300	Jan. 21, 1999	Air Force	114-87
350	Dec. 8, 2003	Stephen F. Austin	84-62
400	Nov. 26, 2008	SMU	62-44
426	Jan. 12, 2011	Wyoming	78-60

SOUTHWEST CONFERENCE (ALL GAMES)

No.	Date	Opponent	Site	Result	Score
1	Jan. 9, 1924	Rice	Houston	W	18-13
50	Jan. 31, 1927	SMU	Dallas	L	23-24
100	Feb. 23, 1931	Texas A&M	College Station	W	30-26
150	Feb. 26, 1935	Texas	Austin	W	27-24
200	Feb. 25, 1939	SMU	Dallas	L	39-41
250	Jan. 8, 1944	Arkansas	Fayetteville	L	29-60
300	Feb. 3, 1948	Texas	Austin	L	41-49
350	Feb. 6, 1952	Texas A&M	College Station	W	52-41
400	Feb. 11, 1956	Texas	Austin	L	67-74
450	Feb. 6, 1960	Texas	Austin	L	77-98
500	Mar. 5, 1963	Arkansas	Fayetteville	L	94-104
550	Feb. 11, 1967	Texas Tech	Lubbock	L	72-79
600	Jan. 23, 1971	Texas A&M	College Station	W	64-59
650	Feb. 16, 1974	Baylor	Fort Worth	L	63-71
700	Feb. 19, 1977	Rice	Houston	L	72-93
750	Jan. 6, 1981	Rice	Fort Worth	L	51-57
800	Jan. 14, 1984	Arkansas	Fort Worth	L	62-70
850	Jan. 19, 1987	Texas	Fort Worth	W	52-37
900	Jan. 27, 1990	Baylor	Waco	L	60-63
950	Feb. 27, 1993	Texas Tech	Fort Worth	L	77-87
994	Mar. 2, 1996	Baylor	Fort Worth	W	77-75

SOUTHWEST CONFERENCE (ALL VICTORIES)

No.	Date	Opponent	Site	Score
1	Jan. 9, 1924	Rice	Houston	18-13
50	Jan. 18, 1930	Rice	Fort Worth	33-24
100	Jan. 24, 1942	SMU	Dallas	39-35
150	Feb. 16, 1952	Texas	Austin	54-47
200	Feb. 11, 1959	Texas A&M	Fort Worth	80-61
250	Jan. 27, 1970	Arkansas	Fayetteville	82-68
300	Jan. 9, 1982	Rice	Houston	65-64
350	Jan. 31, 1987	Arkansas	Fort Worth	73-66
400	Jan. 10, 1995	Texas	Fort Worth	102-98
413	Mar. 2, 1996	Baylor	Fort Worth	77-75

WESTERN ATHLETIC CONFERENCE (ALL GAMES)

No.	Date	Opponent	Site	Result	Score
1	Jan. 6, 1997	UNLV	Fort Worth	L	91-98
50	Jan. 29, 2000	SMU	Fort Worth	W	92-75
74	Mar. 3, 2001	SMU	Dallas	W	84-76

WESTERN ATHLETIC CONFERENCE (ALL VICTORIES)

No.	Date	Opponent	Site	Score
1	Jan. 16, 1997	BYU	Fort Worth	101-61
45	Mar. 3, 2001	SMU	Dallas	84-76

CONFERENCE USA (ALL GAMES)

No.	Date	Opponent	Site	Result	Score
1	Jan. 5, 2002	South Florida	Tampa	L	108-117
50	Jan. 12, 2005	Tulane	Fort Worth	W	73-62
64	Mar. 5, 2005	Southern Mississippi	Hattiesburg	L	64-66

CONFERENCE USA (ALL VICTORIES)

No.	Date	Opponent	Site	Score
1	Jan. 26, 2002	Southern Miss	Fort Worth	75-61
24	Mar. 2, 2005	USF	Fort Worth	70-53

MOUNTAIN WEST CONFERENCE (ALL GAMES)

No.	Date	Opponent	Site	Result	Score
1	Jan. 7, 2006	Wyoming	Fort Worth	L	64-68
50	Jan. 10, 2009	UNLV	Fort Worth	W	80-73
96	Mar. 2, 2011	Air Force	USFA	L	65-70

MOUNTAIN WEST CONFERENCE (ALL VICTORIES)

No.	Date	Opponent	Site	Score
1	Jan. 21, 2006	Colorado State	Fort Worth	85-72
23	Jan. 12, 2011	Wyoming	Fort Worth	73-67

TCU IN OVERTIME GAMES

Date	Opponent	Site	Result	Score	OTs
Jan. 11, 1924	at Texas A&M	A	L	26-27	OT
Feb. 29, 1924	Rice	H	W	31-30	OT
Mar. 1, 1924	Rice	H	W	35-34	OT
Jan. 15, 1927	Arkansas	H	L	22-23	OT
Feb. 10, 1927	Texas	H	W	32-27	OT
Jan. 7, 1928	at Arkansas	A	L	24-28	OT
Jan. 17, 1929	North Texas	H	L	23-25	2OT
Feb. 19, 1930	SMU	A	L	35-36	OT
Dec. 12, 1930	T&P Coal & Oil	H	W	27-24	OT
Dec. 17, 1930	North Texas	H	W	27-24	OT
Dec. 27, 1930	Texas Power & Light	H	L	34-36	2OT
Mar. 5, 1932	at SMU	A	L	30-32	2OT
Feb. 6, 1937	Texas A&M	H	L	42-45	2OT
Jan. 14, 1939	SMU	H	L	29-31	OT
Dec. 14, 1940	at Texas Tech	A	L	27-35	OT
Dec. 18, 1940	Howard Payne	H	W	50-46	OT
Jan. 4, 1942	Sam Houston State	H	W	42-40	OT
Feb. 20, 1943	Texas	H	W	49-44	OT
Dec. 18, 1943	at Texas Tech	A	L	37-39	2OT
Feb. 25, 1947	Baylor	H	L	57-58	OT
Feb. 20, 1948	Rice	H	L	52-55	OT
Dec. 22, 1948	at Iowa	A	L	46-47	OT
Feb. 21, 1950	Texas A&M	H	L	58-60	OT
Dec. 20, 1951	Nebraska	H	W	58-57	OT
Feb. 23, 1953	Arkansas	H	W	65-63	OT
Dec. 19, 1955	at Wichita State	A	L	69-79	OT
Jan. 19, 1957	Oklahoma City	H	W	86-84	2OT
Feb. 12, 1957	at Texas A&M	A	W	62-59	OT
Feb. 20, 1957	Baylor	H	W	82-77	OT
Jan. 30, 1960	at Texas Tech	A	L	66-75	OT
Feb. 26, 1960	at Rice	A	W	67-65	OT
Jan. 7, 1961	Texas	H	W	95-94	4OT
Dec. 9, 1963	Houston	H	W	65-59	OT
Mar. 3, 1964	Texas A&M	H	L	66-70	2OT
Dec. 3, 1965	at Georgia	A	L	75-76	OT
Feb. 28, 1966	SMU	H	L	96-100	OT
Dec. 22, 1966	at Cincinnati	A	L	88-89	OT
Jan. 6, 1968	at Texas A&M	A	W	81-77	2OT
Feb. 18, 1969	at SMU	A	W	87-84	OT
Dec. 30, 1970	at Denver	A	L	77-85	OT
Jan. 12, 1971	Oklahoma City	H	L	69-76	OT
Jan. 16, 1973	Houston Baptist	H	L	93-94	OT
Jan. 30, 1973	Baylor	H	L	76-82	OT
Feb. 20, 1973	Arkansas	H	L	94-96	OT
Feb. 24, 1973	at Baylor	A	L	73-80	OT
Dec. 8, 1973	Oklahoma City	H	W	74-69	OT
Feb. 12, 1974	Texas	H	W	72-71	OT
Dec. 7, 1974	Oklahoma City	H	W	115-113	2OT
Jan. 28, 1975	Texas	H	W	74-72	OT
Feb. 1, 1975	Texas Tech	H	L	78-81	OT
Jan. 24, 1976	Houston Baptist	H	W	87-86	OT
Dec. 30, 1977	Texas Lutheran	H	L	76-77	2OT
Dec. 22, 1980	1 - West Texas State	N	L	63-67	OT
Feb. 3, 1981	Texas Tech	H	L	60-70	OT
Feb. 17, 1981	Houston	H	W	78-77	4OT
Dec. 12, 1981	2 - Connecticut	N	L	67-69	OT
Feb. 26, 1983	at Texas A&M	A	L	58-60	OT
Mar. 11, 1983	3 - Arkansas	N	W	61-59	OT
Nov. 29, 1983	Southwestern	H	W	82-81	2OT
Feb. 18, 1984	Baylor	H	W	73-67	OT
Feb. 22, 1984	Texas A&M	H	L	65-67	2OT
Dec. 8, 1984	at UT San Antonio	A	L	74-76	OT
Dec. 21, 1984	4 - Mississippi	N	L	64-66	OT
Jan. 16, 1985	Texas A&M	H	L	60-65	OT
Feb. 9, 1985	Arkansas	H	W	72-66	OT
Feb. 5, 1986	at Arkansas	A	W	73-71	2OT

Date	Opponent	Site	Result	Score	OTs
Mar. 1, 1986	at Houston	A	L	83-85	OT
Dec. 20, 1987	at Tulsa	A	W	72-70	OT
Feb. 20, 1988	at Texas Tech	A	L	58-68	OT
Feb. 22, 1989	Texas Tech	H	L	54-58	OT
Mar. 11, 1989	5 - Texas	N	L	89-93	OT
Jan. 17, 1990	at Rice	A	L	64-66	OT
Jan. 2, 1991	Western Kentucky	H	W	86-80	OT
Jan. 23, 1991	at Houston	A	L	88-91	OT
Feb. 13, 1991	Baylor	H	L	75-77	OT
Mar. 14, 1992	6 - Houston	N	L	84-87	2OT
Dec. 5, 1992	7 - North Carolina A&T	N	L	85-87	OT
Dec. 11, 1992	Tennessee-Martin	H	W	75-67	2OT
Dec. 7, 1993	Middle Tennessee State	H	W	65-56	OT
Dec. 28, 1995	St. Joseph's	H	L	92-93	2OT
Jan. 7, 1996	Montana State	H	W	98-96	3OT
Jan. 27, 1996	at SMU	A	L	83-87	OT
Dec. 26, 1997	8 - American University	N	W	105-93	OT
Feb. 1, 1998	Tulsa	H	W	102-100	OT
Jan. 16, 1999	at Colorado State	A	W	92-89	OT
Jan. 23, 1999	UNLV	H	L	88-95	OT
Dec. 9, 1999	at Princeton	A	L	72-77	OT
Dec. 21, 1999	Eastern Michigan	H	W	107-101	2OT
Feb. 1, 2001	Tulsa	H	W	93-87	OT
Feb. 24, 2001	at San Jose State	A	L	90-91	OT
Jan. 15, 2002	at Houston	A	L	71-82	OT
Jan. 19, 2002	Tulane	H	L	82-87	OT
Nov. 24, 2002	at SMU	A	L	84-87	OT
Jan. 29, 2003	at UAB	A	L	82-84	OT
Feb. 18, 2003	UAB	H	L	85-88	OT
Feb. 25, 2004	UNC Charlotte	H	L	86-94	OT
Mar. 9, 2005	9 - Marquette	N	W	60-57	OT
Mar. 21, 2005	at Western Michigan	A	W	78-76	OT
Jan. 25, 2006	at BYU	A	L	80-89	OT
Nov. 18, 2006	UT Arlington	H	W	97-89	2OT
Dec. 17, 2007	UT Arlington	H	W	77-74	OT
Feb. 28, 2009	San Diego State	H	L	77-79	OT
Nov. 24, 2009	Texas State	H	W	108-99	3OT
Jan. 29, 2011	Air Force	H	L	65-66	OT

NEUTRAL COURT LEGEND

- 1 - Rebel Round-Up (Las Vegas, Nevada)
- 2 - Oil Capitol Classic (Tulsa, Oklahoma)
- 3 - Southwest Conference Tournament (Dallas, Texas)
- 4 - Gator Bowl Invitational (Jacksonville, Florida)
- 5 - Southwest Conference Tournament (Dallas, Texas)
- 6 - Southwest Conference Tournament (Dallas, Texas)
- 7 - First Bank Classic (Milwaukee, Wisconsin)
- 8 - Puerto Rico Holiday Classic (San Juan, Puerto Rico)
- 9 - Conference USA Tournament (Memphis, Tennessee)

OVERTIME RECORDS

	W	L	.Pct	DMC	19	19	.500
Home	33	27	.550	1-Overtime	32	48	.400
Road	8	26	.235	2-Overtime	8	10	.444
Neutral	3	6	.333	3-Overtime	2	0	1.000
Overall	44	59	.427	4-Overtime	2	0	1.000

LONGEST GAMES IN TCU HISTORY

No.	Date	Opponent	Site	Result	Score	OTs
1.	Feb. 17, 1981	Houston	H	W	78-77	4OT
	Jan. 7, 1961	Texas	H	W	95-94	4OT
3.	Nov. 24, 2009	Texas State	H	W	108-99	3OT
	Jan. 7, 1996	Montana State	H	W	98-96	3OT
	Nov. 24, 2009	Texas State	H	W	108-99	3OT

TCU'S ALL-TIME TOURNAMENT RESULTS

1938-39

All-College Tournament, Oklahoma City, Okla.

Central Oklahoma Teachers	L	45-52
East Central Teachers	L	25-52
Oklahoma Baptist	W	24-23
Panhandle A&M	W	51-38

1939-40

All-College Tournament, Oklahoma City, Okla.

Oklahoma A&M	L	21-38
Arizona	W	37-32
Phillips	W	38-33
Central State	W	44-35

1940-41

All-College Tournament, Oklahoma City, Okla.

Pittsburgh Teachers	L	36-56
Warrensburg	L	36-39
Oklahoma City	W	42-28

1941-42

All-College Tournament, Oklahoma City, Okla.

Oklahoma A&M	L	25-32
SE Oklahoma State	W	47-36
Washington	W	40-34
Warrensburg Teachers	W	57-41

1942-43

All-College Tournament, Oklahoma City, Okla.

West Texas State	W	45-42
Southwestern	W	29-28
Maryville (Mo.) Teachers	W	40-38
Arkansas	W	37-25

1943-44

All-College Tournament, Oklahoma City, Okla.

Norman Naval Station	L	37-39
Texas Tech	L	37-38
Phillips	W	30-20

1945-46

All-College Tournament, Oklahoma City, Okla.

Oklahoma	L	31-51
Pepperdine	L	34-57
Texas	L	41-43

1947-48

All-College Tournament, Fort Worth

Texas Wesleyan	L	47-54
Texas Tech	W	50-48
LSU	L	46-52

1951-52

NCAA Western Regional, Kansas City, Mo.

Kansas	L	64-68
New Mexico A&M	W	61-44

1952-53

NCAA Western Regional, Manhattan, Kan.

Oklahoma A&M	L	54-71
Oklahoma City	W	58-56

1953-54

Southwest Conference Tournament, Houston

Arkansas	L	50-60
Texas A&M	W	69-41
Alabama	L	58-68

1954-55

Southwest Conference Tournament, Houston

SMU	W	74-71
Texas A&M	W	72-57
Alabama	W	77-52

1955-56

Birmingham Classic, Birmingham, Ala.

Alabama	L	46-85
Houston	L	58-101

Southwest Conference Tournament, Houston

Texas	L	60-66
Texas A&M	W	67-59
Baylor	L	49-62

1956-57

Southwest Conference Tournament, Houston

SMU	L	65-74
Navy	W	67-65
Houston	L	54-59

1957-58

Birmingham Classic, Birmingham, Ala.

Auburn (Fla.)	L	63-75
Miami (Fla.)	W	82-59

Southwest Conference Tournament, Houston

Texas A&M	W	65-54
Texas Tech	W	71-69
Rice	W	57-55

1958-59

NCAA Midwest Regional, Lawrence, Kan.

Cincinnati	L	73-77
DePaul	W	71-65

1959-60

Southwest Conference Tournament, Houston

Texas A&M	L	61-72
Rice	W	83-72
Baylor	L	54-70

1960-61

All-College Tournament, Oklahoma City, Okla.

Utah State	L	71-87
Houston	L	72-85
Tulsa	L	65-81

1961-62

All-College Tournament, Oklahoma City, Okla.

Houston	L	76-82
Oklahoma City	L	67-71
Seattle	L	62-75

1962-63

Gulf Coast Classic, Shreveport, La.

Eastern Kentucky	L	65-69
NW Louisiana	W	80-70
George Washington	W	77-62

1963-64

Poinsettia Classic, Greenville, S.C.

Furman	L	47-68
Alabama	W	70-64

1964-65

Sun Bowl Carnival, El Paso

New Mexico	L	58-76
William & Mary	W	76-71

1965-66

New Mexico Invitational, Albuquerque, N.M.

Idaho	L	90-96
Tulane	L	80-82

1966-67

Mobile Classic, Mobile, Ala.

Alabama	L	71-81
Auburn	L	79-80

1967-68

Holiday Classic, Storrs, Conn.

Massachusetts	W	63-56
Connecticut	W	72-65

NCAA Midwest Regional, Wichita, Kan.

Kansas State	W	77-72
Houston	L	68-103

1968-69

California Winter Classic, Santa Barbara, Calif.

Loyola	W	78-76
Santa Barbara	L	81-83

1969-70

Texas Classic, Fort Worth

Kansas State	L	65-75
Oklahoma State	L	59-69

1970-71

Texas Classic, Fort Worth

Alabama	W	88-75
Drake	L	78-79

NCAA Midwest Pre-Regional, Houston

Notre Dame	L	94-102
------------	---	--------

1971-72

Rainbow Classic, Honolulu, Hawaii

California	L	74-76
Northwestern	W	93-78
Minnesota	L	57-83

1972-73

Far West Classic, Portland, Ore.

Wyoming	L	53-54
Baylor	L	68-83
Columbia	L	61-74

1973-74

Kodak Classic, Rochester, N.Y.

Rochester	L	74-81
Colgate	L	62-69

1974-75

San Francisco Classic, San Francisco, Calif.

San Francisco	L	86-99
Gonzaga	L	60-68

TCU'S ALL-TIME TOURNAMENT RESULTS

1975-76		
Pacemaker Classic, Monroe, La.		
NE Louisiana	L	75-76
Lamar	L	48-54
Southwest Conference Postseason Classic I		
@Arkansas	L	65-81
1976-77		
Southwest Conference Postseason Classic II		
@Arkansas	L	67-111
1977-78		
IPTAY Classic, Clemson, S.C.		
Clemson	L	62-125
Wolf Pack Classic, Reno, Nev.		
Idaho State	L	61-89
Boise State	L	43-69
Southwest Conference Postseason Classic III		
@Arkansas	L	42-84
1978-79		
Southwest Conference Postseason Classic IV		
@Baylor	L	78-104
1979-80		
SunMet Classic, Fresno, Calif.		
Fresno State	L	48-83
Georgia State	W	88-76
Southwest Conference Postseason Classic V		
@Texas Tech	L	52-71
1980-81		
Rebel Roundup, Las Vegas, Nev.		
West Texas State	L (OT)	63-67
Oklahoma City	W	73-60
Lobo Invitational, Albuquerque, N.M.		
New Mexico	L	69-76
Xavier	W	57-47
Southwest Conference Postseason Classic VI		
@Texas A&M	W	62-60
Baylor (@San Antonio)	W	56-47
Houston (@San Antonio)	L	53-73
1981-82		
Oil Capitol Classic, Tulsa, Okla.		
Tulsa	L	62-72
Connecticut	L (OT)	67-69
Cable Car Classic, San Francisco, Calif.		
Santa Clara	L	63-78
Penn State	L	49-54
Southwest Conference Postseason Classic VII		
SMU	W	54-46
Texas Tech (@Dallas)	W	67-61
Arkansas (@Dallas)	L	70-80
1982-83		
Big Blue Classic, Logan, Utah		
Idaho State	W	90-82
Utah State	L	59-84

Southwest Conference Postseason Classic VIII		
Rice	W	74-49
Texas A&M (@Dallas)	W	65-53
Arkansas (@Dallas)	W (OT)	61-59
Houston (@Dallas)	L	59-62
National Invitation Tournament		
@Tulsa	W	64-62
@Arizona State	W	78-76
@Nebraska	L	57-67
1983-84		
Marshall Memorial Invitational, Huntington, W.Va.		
Idaho State	W	53-52
Marshall	L	67-90
Southwest Conference Postseason Classic IX		
Rice (@Houston)	L	52-64
1984-85		
Gator Bowl Invitational, Jacksonville, Fla.		
Mississippi	L (OT)	64-66
Niagara	W	81-71
Cabrillo Classic, San Diego, Calif.		
San Diego State	W	72-70
Boston College	L	75-92
SWC Postseason Classic X, Dallas		
Texas A&M	L	52-54
1985-86		
Kactus Klassic, Tempe, Ariz.		
BYU	W	63-50
Arizona State	L	68-71
Holiday Classic, Las Vegas, Nev.		
UAB	L	62-69
Ball State	W	81-64
SWC Postseason Classic XI		
Rice	W	78-59
Texas Tech	L	67-71
National Invitation Tournament		
@Montana	W	76-69
@Florida	L	75-77
1986-87		
Coca-Cola National Invitation Tournament		
@LSU	W	83-74
@Western Kentucky	L	90-96
Cougar Classic, Provo, Utah		
Arizona State	W	96-78
All-College Tournament, Oklahoma City, Okla.		
<i>Tournament Champions</i>		
Oklahoma State	W	92-61
Oklahoma	W	95-82
SWC Postseason Classic XII		
Texas A&M	L	70-81
NCAA East Regional, Charlotte, N.C.		
Marshall	W	76-60
Notre Dame	L	57-58

1987-88		
Carrier Classic, Syracuse, N.Y.		
Fordham	W	61-59
Syracuse	L	58-67
Far West Classic, Portland, Ore.		
Oregon State	L	49-63
Northwestern	W	66-63
Portland	L	65-67
SWC Postseason Classic XIII		
SMU	L	74-86
1988-89		
Western Digital Freedom Bowl Classic, Irvine, Calif.		
Maryland	L	67-74
UC-Irvine	L	75-83
SWC Postseason Classic XIV		
Texas Tech	W	84-68
Texas	L (OT)	89-93
1989-90		
Western Kentucky Invitational, Bowling Green, Ky.		
Georgia	L	72-77
Mississippi Valley State	W	90-75
SWC Postseason Classic XV		
Baylor	L	61-72
1990-91		
Century Cellunet Classic, Shreveport, La.		
Louisiana Tech	L	71-82
Nicholls State	W	107-59
SWC Postseason Classic XVI		
Rice	L	57-76
1991-92		
Century Cellunet Classic, Shreveport, La.		
SE Louisiana	W	91-58
Centenary	W	74-72
San Juan Shootout, San Juan, P.R.		
Iowa State	W	53-52
Tennessee	W	71-57
Eastern Kentucky	W	54-48
All-College Tournament, Oklahoma City, Okla.		
Coastal Carolina	W	93-67
Oklahoma	L	73-78
SWC Postseason Classic XVII		
Baylor	W	62-55
Houston	L (2 OT)	84-87
National Invitation Tournament		
Long Beach State	W	73-61
@Purdue	L	51-67
1992-93		
First Bank Classic, Milwaukee, Wis.		
Manhattan	L	42-67
North Carolina A&T	L (OT)	85-87
Runnin' Joe Classic, Jonesboro, Ark.		
Tennessee-Martin	W (2 OT)	75-67
Arkansas State	L	55-76
SWC Postseason Classic XVIII		
SMU	W	72-67
Texas Tech	L	59-76

TCU'S ALL-TIME TOURNAMENT RESULTS

1993-94

Independent Mortgage Classic, Fairfield, Conn.

Drexel	L	71-84
North Carolina A&T	L	82-85

NBD/Hoosier Classic, Indianapolis, Ind.

Indiana	L	65-81
Princeton	L	43-48

SWC Postseason Classic XIX

Texas	L	75-96
-------	---	-------

1994-95

Otis Spunkmeyer Classic, Oakland, Calif.

Alabama	L	64-83
Columbia	W	66-64

All-College Tournament, Oklahoma City, Okla.

Tulsa	L	95-107
Alabama State	W	115-88

SWC Postseason Classic XX

Houston	L	77-80
---------	---	-------

1995-96

Carrs Great Alaska Shootout, Anchorage, Alaska

Connecticut	L	76-102
Ohio	L	68-86
Alaska-Anchorage	L	78-89

Seton Hall/Meadowlands Tournament, East Rutherford, N.J.

St. Joseph's	L (2 OT)	92-93
New Hampshire	W	93-73

SWC Postseason Classic

Rice	L	67-78
------	---	-------

1996-97

Big Island Invitational, Hilo, Hawaii

Illinois	L	67-73
Montana State	W	89-76
Auburn	W	86-66

Cessna Classic, Wichita, Kan.

Virginia Commonwealth	L	81-94
Sam Houston State	W	88-66

WAC Postseason Tournament, Las Vegas, Nev.

Wyoming	W	72-61
Fresno State	W	106-81
Tulsa	W	64-59
Utah	L	68-89

National Invitation Tournament

UAB	W	85-62
@Notre Dame	L	72-82

1997-98

TCU Tournament, Fort Worth

Mississippi Valley State	W	106-83
Baylor	W	99-75

Puerto Rico Holiday Classic, San Juan, P.R.

Iowa State	W	93-54
Syracuse	L	78-82
American-Puerto Rico	W (OT)	105-93

WAC Postseason Tournament, Las Vegas, Nev.

SMU	W	71-69
New Mexico	L	73-80

NCAA Midwest Regional, Oklahoma City, Okla.

Florida State	L	87-96
---------------	---	-------

1998-99

CoSIDA Classic, Providence, R.I.

Rhode Island	L	87-89
Providence	W	79-77

WAC Postseason Tournament, Las Vegas, Nev.

BYU	L	74-90
-----	---	-------

National Invitation Tournament

@Kansas State	W	72-71
Nebraska	W	101-89
Oregon	L	68-77

1999-00

Top of the World Classic, Fairbanks, Alaska

California	L	83-91
Alaska-Fairbanks	W	101-75
Indiana State	L	77-89

WAC Postseason Tournament, Fresno, Calif.

San Jose State	W	84-71
Tulsa	L	71-93

2000-01

Thanksgiving Classic, Honolulu, Hawaii

Siena	W	111-91
Minnesota	L	99-107
College of Charleston	L	71-76

WAC Postseason Tournament, Tulsa, Okla.

Hawaii	L	79-99
--------	---	-------

2001-02

Las Vegas Classic, Las Vegas, Nev.

Northwestern St. (@ Ft. Worth)	W	93-79
Arkansas State	W	100-57
UTEP	W	95-73
Oklahoma State	L	77-95

C-USA Postseason Tournament, Cincinnati, Ohio

Louisville	L	86-110
------------	---	--------

2003-04

C-USA Postseason Tournament, Cincinnati, Ohio

Marquette	W	64-62
DePaul	L	65-89

2004-05

Corpus Christi Challenge, Corpus Christi

Shawnee State (@ Ft. Worth)	W	74-60
Old Dominion (@ Ft. Worth)	L	62-67
Texas A&M-Corpus Christi	L	79-85
Florida State	W	71-70

C-USA Postseason Tournament, Memphis, Tenn.

Marquette	W (OT)	60-57
Louisville	L	61-85

National Invitation Tournament

@Miami (OH)	W	60-58
@Western Michigan	W (OT)	78-76
@Maryland	L	73-85

2005-06

Las Vegas Holiday Invitational, Las Vegas, Nev.

Tarleton State (@ Ft. Worth)	L	59-68
Jackson State (@ Ft. Worth)	W	76-74
Oklahoma State	L	58-66
Drake	L	79-86

MWC Postseason Tournament, Denver, Colo.

Colorado State	L	60-64
----------------	---	-------

2006-07

MWC Postseason Tournament, Las Vegas, Nev.

New Mexico	W	62-54
BYU	L	64-77

2007-08

MWC Postseason Tournament, Las Vegas, Nev.

UNLV	L	88-89
------	---	-------

2008-09

Charleston Classic, Charleston, N.C.

Western Michigan	W	67-63
Clemson	L	58-70
@College of Charleston	L	75-86

MWC Postseason Tournament, Las Vegas, Nev.

Utah	L	58-61
------	---	-------

2009-10

Preseason NIT Tip-Off, Tempe, Ariz.

Cal State Northridge	W	83-65
@Arizona State	L	49-52

Preseason NIT Tip-Off, Fort Worth, Texas

Colgate	W	76-63
Texas State	W (3OT)	108-99

MWC Postseason Tournament, Las Vegas, Nev.

BYU	L	85-95
-----	---	-------

2010-11

Hall of Fame Tip-Off Classic, Springfield, Mass.

Rider	L	61-76
Bradley	W	74-68
Massachusetts	L	48-67

Hall of Fame Tip-Off, Fort Worth, Texas

USC	W	81-69
-----	---	-------

MWC Postseason Tournament, Las Vegas, Nev.

Wyoming	W	70-61
BYU	L	58-64

TCU'S NCAA TOURNAMENT TEAMS



1997-98 WAC CHAMPIONS (27-6; 14-0 WAC)

Front Row - Thomas McTyer, Ryan Carroll, Malcolm Johnson, Mike Jones, Luke Allan, Lee Moon, Jr., Prince Fowler.
Back Row - Assistant Coach Steve McClain, Assistant Coach Brian Fish, Scott Gradney, Jon Day, Lee Nailon, Dennis Davis, Scott Barrett, James Penny, Assistant Coach Conley Phipps, Athletic Trainer Chris Hall, Head Coach Billy Tubbs.



1986-87 CO-SWC CHAMPIONS (24-7; 14-2 SWC)

Front Row - Student Manager Mike Dusek, Student Manager Larry Rodgers, Student Manager Randy Reeves.
Middle Row - Head Coach Jim Killingsworth, Assistant Coach Dan Schmotzer, Rod Jacques, Carven Holcombe, Randy Parker, Kurt Wall, Carl Lott, Jamie Dixon, Athletic Trainer Chris Hall, Assistant Coach Charlie Fenske.
Back Row - Larry Richard, Edwin Fromayan, Tom Mortimer, Matt Minnis, Roger Presswood, Tony Papa, Bryan Stinchcomb, Broderick President, Norman Anderson, Assistant Coach Bill Montigel



1970-71 SWC CHAMPIONS (15-12; 11-3 WAC)

Front Row - Tim McClendon, Evans Royal, Coco Villarreal, Steve Smith, Eugene Kennedy, Jim Ferguson.
Back Row - Head Coach Johnny Swaim, Student Manager Ronald Pierce, Darrell Bacon, Dave Terry, Simpson Degrate, John Hurdle, Ken Hough, Mark Stone, Jimmy Parker, Ricky Hall, Snake Williams, Athletic Trainer Larry Bradley, Assistant Coach Danny Whitt.



1967-68 SWC CHAMPIONS (15-11; 9-5 SWC)

Kneeling - Head Coach Johnny Swaim. **Standing** - John Ed White, Tommy Gowan, Jeff Harp, Rick Wittenbraker, Tom Swift, Robert Nees, Mike Sechrist, Randy Kerth, Mickey McCarty, James Cash, Jerry Chambers, Carey Sloan, Bill Swanson, William York.



1958-59 SWC CHAMPIONS (20-6; 12-2 SWC)

Front Row - Bobby Tyler, Bobby Bernard, Don Williams, H.E. Kirchner, Ronny Stevenson, Kenneth Brunson, Tommy Turner.
Back Row - Assistant Coach Johnny Swaim, Jerry Pope, Billy Simmons, Roy Davis, Tommy Meachem, Head Coach Buster Brannon, Derrill Nippert, Jerry Cobb, Kenneth King, Student Manager Harold Curtis, Athletic Trainer Billy Johnson.



1952-53 SWC CHAMPIONS (16-8; 9-3 SWC)

Front Row - Virgil Baker, Tommy Hill, Richard Allen, Johnny Swaim, Buddy Brumbley.
Middle Row - Ross Hoyt, Sonny Lampkin, Jim Nickens, John Crouch, Gordon Wiseman.
Back Row - Ray "Shag" Warren, Henry Ohlen, Charles White, Charles White.



1951-52 SWC CHAMPIONS (24-4; 11-1 SWC)

Front Row - John Ethridge, John Campbell, Johnny Swaim, Tommy Taylor, Bryan Kilpatrick, John Taylor.
Back Row - Richard Allen, Ross Hoyt, Harvey Fromme, George McLeod, Henry Ohlen, James Knox, Ted Reynolds.

TCU IN THE NCAA TOURNAMENT



NCAA HISTORY

7 All-Time Appearances
5-7 Record (.417)

1952 WESTERN REGIONAL

Municipal Auditorium - Kansas City, Mo.
(First Round) Kansas 68, TCU 64
(Consolation) TCU 61, New Mexico A&M 44

1953 WESTERN REGIONAL

Ahearn Fieldhouse - Manhattan, Kan.
(First Round) Oklahoma A&M 71, TCU 54
(Consolation) TCU 58, Oklahoma City 56

1959 MIDWEST REGIONAL

Allen Fieldhouse - Lawrence, Kan.
(First Round) Cincinnati 77, TCU 73
(Consolation) TCU 71, DePaul 65

1968 MIDWEST REGIONAL

Levitt Arena - Wichita, Kan.
(First Round) TCU 77, Kansas State 72
(Regional Championship) Houston 103, TCU 68

1971 MIDWEST PRE-REGIONAL

Hofheinz Pavilion - Houston, Texas
(First Round) Notre Dame 102, TCU 94

1987 EAST REGIONAL

Charlotte Coliseum - Charlotte, N.C.
(First Round) TCU 76, Marshall 60
(Second Round) Notre Dame 58, TCU 57

1998 MIDWEST REGIONAL

Myriad Center - Oklahoma City, Okla.
(First Round) Florida State 96, TCU 87

INDIVIDUAL POSTSEASON RECORDS

Most points:

32 - Lee Nailon vs. Florida State (3/13/98) NCAA

Most field goals made:

14 - Carven Holcombe vs. Marshall (3/12/87) NCAA

Most field goals attempted:

33 - H. E. Kirchner vs. DePaul (3/14/59) NCAA

Most 3-point field goals made:

6 - Corey Santee at Western Michigan (3/21/05) NIT

Most 3-point field goals attempted:

10 - M. Shropshire at Western Michigan (3/21/05) NIT
10 - Corey Santee at Maryland (3/26/05) NIT

Most free throws made:

8 - Lee Nailon vs. Florida State (3/13/98) NCAA
8 - Ray Warren vs. Oklahoma A&M (3/13/53) NCAA

Most free throws attempted:

10 - Carl Lott vs. Florida (3/17/86) NIT
10 - Ray Warren vs. Oklahoma A&M (3/13/53) NCAA

Most rebounds:

24 - H. E. Kirchner vs. DePaul (3/14/59) NCAA

1952 NCAA TOURNAMENT

Municipal Auditorium • Kansas City, Mo.
First Round • Mar. 21, 1952
Kansas 68, TCU 64

TCU (64)	FG	FT	PTS
Harvey Fromme	1	1	3
Jim Knox	2	0	4
Ted Reynolds	3	2	8
Richard Allen	1	0	2
George McLeod	3	1	7
Henry Ohlen	8	4	20
Johnny Ethridge	4	2	10
Johnny Swaim	3	1	7
J. Bryan Kilpatrick	1	1	3
John Campbell	0	0	0
TOTALS	26	12	64

Kansas (68)	FG	FT	PTS
John Keller	1	1	3
William Lienhard	1	1	3
Robert Kenney	7	3	17
Clyde Lovellette	13	5	31
B.H. Born	1	0	2
William Houghland	1	0	2
Charlie Hoag	2	0	4
Allen Kelley	0	0	0
Dean Kelley	1	2	4
Dean Smith	1	0	2
TOTALS	28	12	68

SCORE BY PERIODS			
	1st	2nd	Final
Kansas	34	34	68
TCU	24	40	64

1952 NCAA TOURNAMENT

Municipal Auditorium • Kansas City, Mo.
Consolation Round • Mar. 22, 1952
TCU 61, New Mexico A&M 44

TCU (61)	FG	FT	PTS
Harvey Fromme	4	4	12
Ted Reynolds	5	1	11
Richard Allen	0	0	0
Jim Knox	0	1	1
George McLeod	4	2	10
Henry Ohlen	2	3	7
Johnny Ethridge	3	2	8
Johnny Swaim	2	1	5
John Taylor	0	0	0
J. Bryan Kilpatrick	3	1	7
Tommy Taylor	0	0	0
TOTALS	23	15	61

New Mexico A&M (44)	FG	FT	PTS
Bob Priddy	0	1	1
Vaughn	2	0	4
Coats	1	0	2
Tackett	5	4	14
Scott	3	0	6
Svilar	1	3	5
Crouch	2	1	5
Dunn	1	0	2
Blevins	0	0	0
Apodaca	1	1	3
Clement	1	0	2
TOTALS	17	10	44

SCORE BY PERIODS			
	1st	2nd	Final
New Mexico A&M	18	26	44
TCU	25	36	61

1953 NCAA TOURNAMENT

Ahearn Fieldhouse • Manhattan, Kan.
First Round • Mar. 13, 1953
Oklahoma A&M 71, TCU 54

TCU (54)	FG	FT	PTS
Ray Warren	7	8	22
Charles White	0	1	1
Richard Allen	2	7	11
Henry Ohlen	3	2	8
Charles Brown	1	0	2
Sonny Lampkin	0	1	1
Buddy Brumbley	1	0	2

Johnny Swaim	1	1	3
Tommy Hill	1	2	4
TOTALS	16	22	54

Oklahoma A&M (71)	FG	FT	PTS
Kendall Sheets	6	3	15
Tom Fuller	0	0	0
Tom Maloney	0	0	0
Gerald Stockton	1	2	4
Bob Hendrick	0	0	0
Ken Hicks	1	2	4
Bob Mattick	13	9	35
Harold Rogers	3	4	10
Dale Roark	1	1	3
TOTALS	25	21	71

SCORE BY PERIODS			
	1st	2nd	Final
Oklahoma A&M	28	43	71
TCU	31	23	54

1953 NCAA TOURNAMENT

Ahearn Fieldhouse • Manhattan, Kan.
Consolation Round • Mar. 14, 1953
TCU 58, Oklahoma City 56

TCU (58)	FG	FT	PTS
Ray Warren	3	1	7
Richard Allen	2	1	5
Henry Ohlen	12	4	28
Sonny Lampkin	1	0	2
Johnny Swaim	2	0	4
Buddy Brumbley	0	4	4
Charles White	1	1	3
Tommy Hill	1	3	5
TOTALS	22	14	58

Oklahoma City (56)	FG	FT	PTS
Andy Likens	9	3	21
Jack Key	2	6	10
Tom Bolin	1	0	2
Kenneth Rose	1	3	5
Arnold Short	5	5	15
Gerald Bullard	0	1	1
Bill Courts	0	1	1
Clyde Nath	0	1	1
TOTALS	18	20	56

SCORE BY PERIODS			
	1st	2nd	Final
Oklahoma City	25	31	56
TCU	24	34	58

1959 NCAA TOURNAMENT

Allen Fieldhouse • Lawrence, Kan.
First Round • Mar. 13, 1959
Cincinnati 77, TCU 73

TCU (73)	FG	FT	REB	PF	PTS
Ronny Stevenson	4-16	7-8	12	5	15
Derrill Nippert	2-11	5-5	5	0	9
H.E. Kirchner	11-23	3-7	18	0	25
Kenneth King	1-6	0-0	1	5	2
Kenneth Brunson	5-14	0-0	2	1	10
Jerry Cobb	2-5	0-0	0	1	4
Bobby Tyler	3-8	2-2	1	3	8
TEAM			11		
TOTALS	28-83	17-22	52	15	73
PERCENT	.337	.773			

Cincinnati (77)	FG	FT	REB	PF	PTS
Oscar Robertson	12-24	10-13	10	4	34
Bill Whitacker	3-8	0-1	3	1	6
Bob Wiesenbahn	5-8	2-2	14	3	12
Dave Tenwick	2-7	0-0	1	4	4
Ralph Davis	5-14	0-3	2	0	10
Larry Willey	0-1	0-0	3	3	0
Carl Bouldin	2-4	1-1	6	3	5
Mel Landfried	3-5	0-0	4	1	6
TEAM			8		
TOTALS	32-71	13-20	51	19	77
PERCENT	.451	.650			

SCORE BY PERIODS			
	1st	2nd	Final
Cincinnati	38	39	77
TCU	37	36	73

TCU IN THE NCAA TOURNAMENT

1959 NCAA TOURNAMENT

Midwest Regional
Allen Fieldhouse • Lawrence, Kan.
Consolation Round • Mar. 14, 1959
TCU 71, DePaul 65

TCU (71)	FG	FT	REB	PF	PTS
Ronny Stevenson	7-16	4-6	14	2	16
Derrill Nippert	5-12	3-5	11	3	13
H.E. Kirchner	10-33	4-6	24	2	24
Kenneth Brunson	4-11	1-1	0	2	9
Kenneth King	2-5	1-1	1	1	5
Bobby Tyler	1-4	0-0	0	0	2
Jerry Cobb	0-1	0-0	1	0	0
TEAM			9		
TOTALS	29-82	13-19	60	10	71
PERCENT	.354	.684			

DePaul (65)	FG	FT	REB	PF	PTS
Paul Ruddy	2-4	1-1	3	3	5
McKinley Cowson	3-13	0-1	8	4	6
Jim Flemming	3-7	1-1	7	5	7
Bill Haig	4-12	1-2	4	3	9
Howie Carl	10-18	4-4	6	1	24
Mike Salzinski	6-19	2-5	6	1	14
TEAM			12		
TOTALS	28-73	9-14	46	17	65
PERCENT	.384	.643			

SCORE BY PERIODS	1st	2nd	Final
DePaul	33	32	65
TCU	37	34	71

1968 NCAA TOURNAMENT

Henry Levitt Arena • Wichita, Kan.
First Round • Mar. 15, 1968
TCU 77, Kansas State 72

TCU (77)	FG	FT	REB	PF	PTS
Mickey McCarty	8-23	1-1	15	3	17
Tom Swift	6-12	1-1	4	5	13
James Cash	5-9	0-0	5	2	10
Rick Wittenbraker	6-14	6-8	6	1	18
Bill Swanson	0-4	1-2	5	0	1
Carey Sloan	0-2	5-5	3	2	5
Mike Sechrist	1-3	0-1	6	1	2
Jeff Harp	3-5	5-6	1	2	11
Randy Kerth	0-3	0-1	1	2	0
TEAM			8		
TOTALS	29-75	19-25	54	18	77
PERCENT	.387	.760			

Kansas State (72)	FG	FT	REB	PF	PTS
Steve Honeycutt	7-17	5-5	4	5	19
Jeff Webb	4-12	3-6	12	4	11
Nick Pino	7-21	1-5	8	2	15
Earl Seyfert	4-9	2-5	9	3	10
Gene Williams	5-9	2-2	10	1	12
Frederick Arnold	0-1	0-0	0	1	0
Ray Willis	0-2	0-0	2	0	0
Kent Litton	2-3	1-1	2	1	5
George Shupe	0-0	0-0	0	0	0
TEAM			6		
TOTALS	29-74	14-24	53	17	72
PERCENT	.392	.583			

SCORE BY PERIODS	1st	2nd	Final
Kansas State	41	31	72
TCU	37	40	77

1968 NCAA TOURNAMENT

Henry Levitt Arena • Wichita, Kan.
Championship Game • Mar. 16, 1968
Houston 103, TCU 68

TCU (68)	FG	FT	REB	PF	PTS
Mickey McCarty	3-12	2-4	7	2	8
Tom Swift	3-14	3-3	7	4	9
James Cash	4-8	0-0	14	3	8
Rick Wittenbraker	2-12	3-5	6	3	7
Bill Swanson	2-10	0-1	3	3	4
Carey Sloan	1-7	2-3	4	1	4
Mike Sechrist	0-1	1-1	1	3	1
Jeff Harp	4-11	0-0	1	2	8
Randy Kerth	2-2	1-1	2	0	5
Tommy Gowan	5-9	1-1	2	1	11

Robert Nees	1-4	0-0	1	1	2
Jerry Chambers	0-1	1-1	0	0	1
TEAM			7		
TOTALS	27-91	14-20	55	23	68
PERCENT	.297	.700			

Houston (103)	FG	FT	REB	PF	PTS
Elvin Hayes	17-34	5-10	25	2	39
Theodis Lee	7-14	2-3	7	2	16
Ken Spain	5-11	6-7	16	2	16
Vern Lewis	0-5	3-5	3	1	3
Don Chaney	4-11	4-5	6	4	12
Niemer Hamood	2-4	0-0	2	1	4
Tom Gribben	2-6	2-2	5	4	6
Melvin Bell	2-4	3-4	3	0	7
Larry Cooper	0-0	0-0	0	0	0
Kent Taylor	0-0	0-0	0	1	0
TEAM			9		
TOTALS	39-89	25-36	76	17	103
PERCENT	.438	.694			

SCORE BY PERIODS	1st	2nd	Final
Houston	59	44	103
TCU	26	42	68

1971 NCAA TOURNAMENT

Hofheinz Pavilion • Houston, Texas
First Round • Mar. 13, 1971
Notre Dame 102, TCU 94

TCU (94)	FG	FT	REB	PF	PTS
Jim Ferguson	4-10	3-4	4	3	11
Ricky Hall	8-12	2-3	4	4	18
Simpson Degrate	9-16	4-7	9	2	22
Snake Williams	8-12	2-2	2	5	18
Eugene Kennedy	10-20	3-3	16	4	23
John Hurdle	0-0	0-0	0	0	0
Jimmy Parker	1-1	0-0	0	0	2
Coco Villarreal	0-1	0-0	1	0	0
Steve Smith	0-0	0-0	0	0	0
Evans Royal	0-1	0-0	0	0	0
Ken Hough	0-0	0-0	1	0	0
Mark Stone	0-0	0-0	0	0	0
TEAM			3		
TOTALS	40-73	14-19	40	18	94
PERCENT	.548	.737			

Notre Dame (102)	FG	FT	REB	PF	PTS
Austin Carr	20-34	12-15	6	1	52
Jackie Meehan	4-8	0-1	1	2	8
Collis Jones	10-19	6-8	11	5	26
Sid Catlett	3-8	1-1	9	4	7
John Pleick	3-6	1-3	8	5	7
John Egart	0-0	0-0	0	0	0
Thomas Sinnott	0-0	2-2	0	1	2
Bill Hinga	0-0	0-0	0	0	0
James Hinga	0-0	0-0	0	0	0
Doug Gemmell	0-1	0-0	0	0	0
Donald Silenski	0-0	0-0	0	0	0
TEAM			8		
TOTALS	40-76	22-30	43	18	102
PERCENT	.526	.733			

SCORE BY PERIODS	1st	2nd	Final
Notre Dame	56	46	102
TCU	42	52	94

1987 NCAA TOURNAMENT

Charlotte Coliseum • Charlotte, N.C.
First Round • Mar. 12, 1987
TCU 76, Marshall 60

Marshall (60)	FG	3FG	FT	REB	PF	PTS	A	MIN
Rodney Holden	2-4	0-0	3-6	4	1	7	0	34
Dwayne Lewis	5-14	1-2	6-6	5	4	17	3	39
Tom Curry	2-2	0-0	6-7	3	4	10	0	26
Skip Henderson	5-13	4-8	0-0	1	1	14	1	40
John Humphrey	4-8	0-0	2-2	3	4	10	1	33
Pete Brown	0-0	0-0	0-0	0	0	0	0	1
Brian Fish	0-1	0-0	0-0	0	2	0	0	7
Maurice Brown	1-3	0-0	0-0	0	3	2	0	20
TEAM			6					
TOTALS	19-45	5-10	17-21	22	19	60	5	200
PERCENT	.422	.500	.806					

TCU (76)	FG	3FG	FT	REB	PF	PTS	A	MIN
Larry Richard	1-4	0-0	5-6	5	4	7	0	25
N. Anderson	3-7	0-0	2-2	4	3	8	7	31
Tony Papa	2-2	0-0	2-2	2	3	6	1	30
Jamie Dixon	2-6	1-2	6-7	4	2	11	4	40
C. Holcombe	14-17	0-0	2-3	3	1	30	5	40
Carl Lott	7-9	0-0	0-3	4	0	14	1	36
Tom Mortimer	0-0	0-0	0-0	0	0	0	2	2
Matt Minnis	0-0	0-0	0-0	0	1	0	0	6
TEAM			4					
TOTALS	29-45	1-2	17-23	26	14	76	20	200
PERCENT	.644	.500	.739					

SCORE BY PERIODS	1st	2nd	Final
Marshall	27	33	60
TCU	38	38	76

1987 NCAA TOURNAMENT

Charlotte Coliseum • Charlotte, N.C.
Second Round • Mar. 14, 1987
Notre Dame 58, TCU 57

Notre Dame (58)	FG	3FG	FT	REB	PF	PTS	A	MIN
Donald Royal	2-6	0-0	5-5	4	3	9	0	40
Mark Stevenson	4-8	0-0	0-0	5	1	8	2	39
Gary Voce	2-2	0-0	2-2	4	2	6	1	34
David Rivers	9-15	5-11	1-2	1	2	24	2	40
Scott Hicks	4-6	2-2	1-1	0	3	11	3	31
Sean Conner	0-3	0-0	0-0	0	2	0	2	7
Jamere Jackson	0-0	0-0	0-0	0	0	0	0	3
Scott Paddock	0-0	0-0	0-0	2	0	0	0	6
TEAM			2					
TOTALS	21-40	7-13	9-10	18	13	58	10	200
PERCENT	.525	.538	.900					

TCU (57)	FG	3FG	FT	REB	PF	PTS	A	MIN
Larry Richard	4-9	0-0	4-4	10	2	12	1	40
N. Anderson	4-5	0-0	0-0	2	2	8	4	28
Tony Papa	0-1	0-0	0-0	1	1	0	0	21
Jamie Dixon	2-7	1-1	5-5	1	3	10	6	38
C. Holcombe	7-13	0-0	3-3	6	3	17	1	40
Carl Lott	5-11	0-1	0-0	1	0	10	0	27
Matt Minnis	0-0	0-0	0-0	1	2	0	0	6
TEAM			4					
TOTALS	22-46	1-2	12-12	26	13	57	12	200
PERCENT	.478	.500	1.000					

SCORE BY PERIODS	1st	2nd	Final
Notre Dame	29	29	58
TCU	25	32	57

1998 NCAA TOURNAMENT

Myriad Center • Oklahoma City, Okla.
First Round • Mar. 13, 1998
Florida State 96, TCU 87

Florida St. (96)	
------------------	--

TCU'S NATIONAL INVITATION TOURNAMENT TEAMS



2004-05 NIT TEAM (21-7; 8-8 C-USA)

Front Row - Marcus Shropshire, Aaron Curtis, Marcus Sloan, Corey Valsin, Corey Santee.
Middle Row - Athletic Trainer Chris Hall, Assistant Coach David Cason, Assistant Coach Kevin Lewis, Head Coach Neil Dougherty, Assistant Coach Rick Callahan, Director of Basketball Operations Jeff Luster.
Back Row - David Markley, Neil P. Dougherty, Brent Hackett, Blake Adams, Femi Ibikunle, Art Pierce, Judson Stubbs, Chudi Chinweze, Nile Murry, Neiman Owens.



1998-99 NIT TEAM (21-11; 7-7 WAC)

Front Row - Ryan Carroll, Derale Wilson, Thomas McTyer, Prince Fowler, Lee Moon, Michael Causey, Shannon Long.
Back Row - Assistant Coach Conley Phipps, Assistant Coach Brian Fish, Vladimir Jaksic, Lee Nailon, Jon Day, Rebel Paulk, Marquise Gainous, Scott Gradney, Assistant Coach Rob Flaska, Athletic Trainer Chris Hall, Head Coach Billy Tubbs.



1996-97 NIT TEAM (22-13; 7-9 WAC)

Front Row - James Penny, Malcolm Johnson, Anthony Burks, Prince Fowler, Jeff Jacobs, Luke Allan, Mike Jones.
Back Row - Athletic Trainer Chris Hall, Assistant Coach Brian Fish, Saipale Tuailii, Dennis Davis, Damion Walker, Scott Barrett, Assistant Coach Richard Bacon, Student Manager Brandon Aldrich, Head Coach Billy Tubbs.



1991-92 NIT TEAM (23-11; 9-5 SWC)

Front Row - Allen Tolley, David Preston, Ken Fiedler, Brent Atwater, Paul Tramble, Al Thomas, Michael Strickland.
Back Row - Student Manager Mike Sabolovic, Athletic Trainer Chris Hall, Assistant Coach Garry Mendenhall, Assistant Coach Ken Smith, Junior Graves, Jody Bentley, Reggie Smith, Bobby Frain, Kurt Thomas, Mark Moton, Head Coach Moe Iba, Assistant Coach Kevin Fricke, Student Manager Brandon Aldrich.



1985-86 NIT TEAM (22-9; 12-4 SWC)

Front Row - Student Manager Larry Rodgers, Jamie Dixon, Carl Lott, Carven Holcombe, Mike Washington, Norman Anderson, Randy Parker, Rod Jacques, Chris Risenhoover, Student Manager Mike Dusek, Student Manager Randy Reeves.
Back Row - Assistant Coach Bill Montigel, Larry Richard, Bryan Stinchcomb, Tom Mortimer, Matt Minnis, Roger Presswood, Greg Grissom, Kurt Wall, Charlie Fenske, Head Coach Jim Killingsworth, Assistant Coach Dan Schmotzer, Athletic Trainer Chris Hall.



1982-83 NIT TEAM (23-11; 9-7 SWC)

Front Row - Joe Stephen, Tom Tebbs, Dennis Nutt, Darrell Browder, Johnny Pate, Jeff Baker, Kenny Hart.
Back Row - Student Manager Alan Umholtz, Head Coach Jim Killingsworth, Matt Minnis, Nick Cucinella, Doug Arnold, Brian Christensen, Tom Mortimer, Tony Papa, Paul Kapturkiewicz, Assistant Coach Charlie Fenske, Assistant Coach Dan Schmotzer.

TCU IN THE NATIONAL INVITATION TOURNAMENT



NIT HISTORY

6 All-Time Appearances
9-6 Record (.600)

1983 NIT

First Round - Mar. 16 - Tulsa, Okla.
TCU 64, Tulsa 62

Second Round - Mar. 21 - Tempe, Ariz.
TCU 78, Arizona State 76

Quarterfinals - Mar. 24 - Lincoln, Neb.
Nebraska 67, TCU 57

1986 NIT

First Round - Mar. 11 - Missoula, Mont.
TCU 76, Montana 69

Second Round - Mar. 17 - Gainesville, Fla.
Florida 77, TCU 75

1992 NIT

First Round - Mar. 19 - Fort Worth
TCU 73, Long Beach State 61

Second Round - Mar. 23 - West Lafayette, Ind.
Purdue 67, TCU 51

1997 NIT

First Round - Mar. 12 - Fort Worth
TCU 85, UAB 62

Second Round - Mar. 18 - South Bend, Ind.
Notre Dame 82, TCU 72

1999 NIT

First Round - Mar. 10 - Manhattan, Kan.
TCU 72, Kansas State 71

Second Round - Mar. 15 - Fort Worth
TCU 101, Nebraska 89

Quarterfinals - Mar. 17 - Fort Worth
Oregon 77, TCU 68

2005 NIT

First Round - Mar. 16 - Oxford, Ohio
TCU 60, Miami (Ohio) 58

Second Round - Mar. 21 - Kalamazoo, Mich.
TCU 78, Western Michigan 76 (OT)

Quarterfinals - Mar. 26 - College Park, Md.
Maryland 85, TCU 73

1983 NIT

First Round • Mar. 16, 1983
Mabee Center • Tulsa, Okla.
TCU 64, Tulsa 62

TCU (64)	FG	FT	REB	PF	PTS	A	MIN
Doug Arnold	9-14	2-5	17	0	20	1	40
Nick Cucinella	5-11	0-1	3	3	10	2	35
Brian Christenson	1-6	2-5	5	4	4	0	26
Dennis Nutt	5-9	0-0	1	0	10	3	40
Darrell Browder	9-16	0-1	4	2	18	4	40
Tom Mortimer	0-1	0-0	1	2	0	1	13
Kenny Hart	0-0	0-0	0	0	0	1	1
Paul Kapturkiewitz	1-1	0-0	0	1	2	1	5
TEAM			3				
TOTALS	30-58	4-12	34	12	64	12	200
PERCENT	.517	.333					

Tulsa (62)	FG	FT	REB	PF	PTS	A	MIN
Rick Ross	7-14	1-1	3	3	15	3	36
Steve Ballard	0-1	0-0	1	3	0	0	5
Herb Johnson	5-12	2-2	6	1	12	2	32
Steve Harris	8-16	2-2	4	2	18	4	40
Mike Smith	2-3	0-0	3	2	4	3	34
Herb Suggs	0-0	0-0	0	0	0	0	1
Ty Nilsson	0-0	1-2	0	0	1	0	6
Jeff Rahilly	0-2	0-0	1	1	0	0	4
Bruce Vanley	4-7	4-4	4	2	12	0	27
TEAM			6				
TOTALS	26-55	10-11	29	16	62	12	200
PERCENT	.473	.909					

SCORE BY PERIODS

	1st	2nd	Final
Tulsa	27	35	62
TCU	31	33	64

1983 NIT

Second Round • Mar. 21, 1983
ASU Activity Center • Tempe, Ariz.
TCU 78, Arizona State 76

TCU (78)	FG	FT	REB	PF	PTS	A	MIN
Doug Arnold	10-32	6-8	9	1	26	2	35
Nick Cucinella	2-4	1-2	9	3	5	5	36
Brian Christenson	3-7	1-3	5	3	7	2	39
Dennis Nutt	4-8	0-0	4	2	8	5	40
Darrell Browder	13-20	3-4	6	5	29	3	30
Tom Mortimer	1-1	1-3	5	0	3	0	19
Paul Kapturkiewitz	0-0	0-0	0	0	0	0	1
TEAM			2				
TOTALS	33-62	12-20	40	14	78	17	200
PERCENT	.532	.600					

Arizona State (76)	FG	FT	REB	PF	PTS	A	MIN
Paul Williams	9-22	1-3	6	5	19	2	36
Walt Stone	1-9	0-0	6	1	2	1	26
Jim Deines	2-4	0-0	3	4	4	0	35
Byron Scott	15-24	3-3	9	2	33	10	37
Chris Beasley	7-11	0-1	1	1	14	5	31
Billy Jordan	1-2	0-0	3	2	2	3	18
Kenny Vaughn	1-2	0-0	0	2	2	1	12
Phil McKinney	0-1	0-0	0	1	0	0	5
TEAM			8				
TOTALS	36-75	4-7	36	18	76	22	200
PERCENT	.480	.571					

SCORE BY PERIODS

	1st	2nd	Final
Arizona State	35	41	76
TCU	39	39	78

1983 NIT

Third Round • Mar. 24, 1983
Devaney Center • Lincoln, Neb.
Nebraska 67, TCU 57

TCU (57)	FG	FT	REB	PF	PTS	A	MIN
Doug Arnold	7-17	2-2	9	0	16	0	40
Nick Cucinella	0-1	0-0	2	4	0	1	18
Brian Christenson	3-6	0-0	5	4	6	1	29
Dennis Nutt	4-15	0-0	7	4	8	1	40
Darrell Browder	11-27	3-6	3	3	25	3	40
Tom Mortimer	0-1	0-0	0	0	0	0	21
Kenny Hart	0-0	0-0	1	0	0	0	2
Johnny Pate	1-1	0-0	2	2	2	1	1
Paul Kapturkiewitz	0-0	0-0	0	3	0	0	9
TEAM			7				
TOTALS	26-68	5-8	36	20	57	7	200
PERCENT	.382	.625					

Nebraska (67)	FG	FT	REB	PF	PTS	A	MIN
Claude Renfro	1-2	6-9	4	3	8	4	33
Stan Cloudy	8-13	2-2	9	3	18	2	37
Dave Hoppfen	8-14	0-0	6	3	16	2	32
David Ponce	2-8	2-3	2	4	6	7	31
Greg Downing	5-6	0-0	5	0	10	7	37
Brett Hughes	0-0	0-1	0	0	0	0	1
Eric Williams	1-1	0-0	0	3	2	1	11
Lenard Johnson	2-3	1-2	3	1	5	0	17
Trent Scarlett	0-0	2-2	0	0	2	0	1
TEAM			2				
TOTALS	27-47	13-19	31	17	67	23	200
PERCENT	.574	.684					

SCORE BY PERIODS

	1st	2nd	Final
Nebraska	36	31	67
TCU	19	38	57

1986 NIT

First Round • Mar. 11, 1986
Dahlberg Arena • Missoula, Mont.
TCU 76, Montana 69

TCU (76)	FG	FT	REB	PF	PTS	A	MIN
Carl Lott	12-14	3-6	5	2	27	3	40
Larry Richard	3-7	3-6	4	4	9	0	30
Norman Anderson	2-6	5-6	3	3	9	3	24
Carven Holcombe	3-5	0-0	5	3	6	3	28
Greg Grissom	4-10	1-2	7	2	9	0	18
Jamie Dixon	3-7	6-6	1	3	12	6	30
Rod Jacques	1-3	0-0	0	1	2	1	7
Matt Minnis	1-2	0-0	3	1	2	2	21
TEAM			2				
TOTALS	29-54	18-26	31	19	76	18	200
PERCENT	.537	.692					

Montana (69)	FG	FT	REB	PF	PTS	A	MIN
Scott Zanon	3-17	0-0	3	4	16	8	40
Todd Powell	1-7	0-0	1	1	2	3	21
John Boyd	3-7	1-2	8	3	7	5	33
Larry Krystkowiak	11-15	4-6	10	4	26	2	35
Larry McBride	1-3	2-2	2	4	4	0	16
Tony Reed	1-1	1-2	0	5	3	2	11
Wayne Tinkle	0-0	1-2	0	1	1	0	5
John Bates	2-6	2-2	0	0	6	3	14
Steve Vanek	2-7	0-0	9	2	4	0	23
TEAM			2				
TOTALS	29-63	11-16	35	24	69	23	200
PERCENT	.460	.732					

SCORE BY PERIODS

	1st	2nd	Final
Montana	34	35	69
TCU	40	36	76



TCU IN THE NATIONAL INVITATION TOURNAMENT

1986 NIT

Second Round • Mar. 17, 1986
O'Connell Center • Gainesville, Fla.
Florida 77, TCU 75

TCU (75)	FG	FT	REB	PF	PTS	A	MIN
Carl Lott	7-11	7-10	4	1	21	2	40
Carven Holcombe	10-15	0-3	8	2	20	5	36
Larry Richard	7-11	0-0	7	2	14	2	33
Norman Anderson	2-7	1-1	4	3	5	1	34
Greg Grissom	4-7	0-0	4	0	8	0	29
Jamie Dixon	2-4	0-0	0	2	4	3	17
Rod Jacques	1-3	1-1	1	4	3	2	11
TEAM			8				
TOTALS	33-58	9-15	36	14	75	15	200
PERCENT	.560	.600					

Florida (77)	FG	FT	REB	PF	PTS	A	MIN
Ronnie Montgomery	3-7	0-0	5	0	6	11	37
Andrew Moten	9-15	2-2	3	2	20	2	30
Vernon Maxwell	7-14	1-2	3	2	15	5	37
Joe Lawrence	3-7	1-2	2	1	7	2	27
Kenny McClary	3-4	0-2	0	3	6	0	22
Clifford Lett	7-7	2-4	3	1	16	0	19
Jon Currington	3-5	1-2	0	1	7	1	17
Chris Capers	0-1	0-0	5	4	0	0	14
Pat Lawrence	0-0	0-0	0	0	0	0	2
TEAM			1				
TOTALS	35-60	7-14	22	14	77	21	200
PERCENT	.583	.500					

SCORE BY PERIODS

	1st	2nd	Final
Florida	37	40	77
TCU	33	42	75

1992 NIT

First Round • Mar. 19, 1992
Daniel-Meyer Coliseum • Fort Worth
TCU 73, Long Beach State 61

Long Beach St. (61)	FG	3FG	FT	REB	PF	PTS	A	MIN
Lucious Harris	5-15	0-3	0-2	7	3	10	3	40
Bryon Russell	5-10	1-1	4-4	6	3	15	3	36
Chris Tower	7-15	2-4	1-2	4	2	17	0	34
Bobby Sears	2-4	1-3	2-2	3	4	7	3	37
Rod Hannibal	3-4	2-2	1-2	6	2	9	2	37
Mike Atkinson	1-1	0-0	1-2	1	0	3	1	6
Jeff Rogers	0-0	0-0	0-0	0	1	0	0	6
Frankie Edwards	0-2	0-0	0-0	1	0	0	0	4
TEAM				6				
TOTALS	23-51	6-13	9-14	34	15	61	12	200
PERCENT	.451	.462	.643					

TCU (73)	FG	3FG	FT	REB	PF	PTS	A	MIN
Mic. Strickland	4-10	0-4	0-0	5	2	8	2	35
Mark Moton	3-5	0-0	0-0	5	5	6	2	26
Reggie Smith	10-14	0-0	4-4	11	3	24	1	38
Brent Atwater	4-10	1-2	4-6	1	0	13	4	38
Al Thomas	6-14	4-5	0-0	2	2	16	1	40
Allen Tolley	3-6	0-0	0-0	1	2	6	0	18
Junior Graves	0-2	0-0	0-0	0	0	0	0	3
Tom Hocker	0-0	0-0	0-0	0	0	0	0	2
TEAM				4				
TOTALS	30-61	5-11	8-10	29	14	73	10	200
PERCENT	.492	.455	.800					

SCORE BY PERIODS

	1st	2nd	Final
Long Beach St.	29	32	61
TCU	31	42	73

1992 NIT

Second Round • Mar. 23, 1992
Mackey Arena • West Lafayette, Ind.
Purdue 67, TCU 51

TCU (51)	FG	3FG	FT	REB	PF	PTS	A	MIN
Michael Strickland	1-4	0-2	0-0	1	3	2	2	30
Mark Moton	2-9	0-1	1-1	5	1	5	1	40
Reggie Smith	9-12	0-0	3-4	13	4	21	2	39
Brent Atwater	1-8	0-1	2-2	0	2	4	4	30
Al Thomas	5-13	3-9	0-0	1	5	13	0	30
Allen Tolley	2-7	0-1	0-0	2	4	4	2	23
Junior Graves	0-0	0-0	0-0	0	0	0	0	1
Tom Hocker	0-0	0-0	2-2	0	3	2	1	7
TEAM				2				
TOTALS	20-53	3-14	8-9	24	22	51	12	200
PERCENT	.377	.214	.889					

Purdue (67)	FG	3FG	FT	REB	PF	PTS	A	MIN
Cuonzo Martin	1-3	0-0	3-3	5	1	5	5	34
Ian Stanbeck	3-3	0-0	2-2	7	2	8	0	30
Craig Riley	8-12	0-0	2-6	2	2	18	0	36
Woody Austin	5-14	1-1	3-4	4	1	14	7	38
Linc Darner	1-2	1-2	2-2	1	2	5	2	17
Matt Waddell	3-4	0-0	7-8	5	0	13	3	24
Matt Painter	0-0	0-0	0-0	0	0	0	0	6
Brandon Brantley	1-2	0-0	0-0	3	1	2	0	10
Cornelius McNary	1-1	0-0	0-0	1	0	2	0	3
Travis Trice	0-0	0-0	0-0	0	0	0	0	1
Tim Spiker	0-0	0-0	0-0	0	0	0	1	1
TEAM				1				
TOTALS	23-41	2-3	19-25	29	9	67	18	200
PERCENT	.561	.667	.760					

SCORE BY PERIODS

	1st	2nd	Final
Purdue	25	42	67
TCU	27	24	51

1997 NIT

First Round • Mar. 12, 1997
Daniel-Meyer Coliseum • Fort Worth
TCU 85, UAB 62

UAB (62)	FG	3FG	FT	REB	PF	PTS	A	MIN
Carlos Williams	7-23	0-1	2-2	11	3	16	5	37
Damon Cobb	2-9	1-5	4-5	3	4	9	2	20
Norman Williams	2-5	0-0	0-1	8	3	4	0	22
Cedric Dixon	5-15	4-11	2-2	5	3	16	1	38
Will Bailey	1-6	0-1	1-2	1	3	3	2	23
Torrey Ward	3-6	1-1	0-2	4	4	7	1	22
Chris Lee	0-0	0-0	0-0	1	0	0	0	1
Chad Jones	0-5	0-1	0-0	2	1	0	1	17
Hal Lewis	0-2	0-0	0-0	1	0	0	0	5
Chris Albritton	3-8	1-2	0-0	3	1	7	0	11
Earl Ike	0-0	0-0	0-0	0	1	0	0	1
Felix Okam	0-0	0-0	0-0	0	0	0	0	3
TEAM				11				
TOTALS	23-79	7-22	9-14	50	23	62	12	200
PERCENT	.291	.318	.643					

TCU (85)	FG	3FG	FT	REB	PF	PTS	A	MIN
Malcolm Johnson	7-13	1-5	1-2	6	2	16	3	36
Dennis Davis	2-2	0-0	3-4	6	2	7	1	17
Damion Walker	3-7	0-0	3-5	5	4	9	0	22
Prince Fowler	2-7	0-2	0-0	4	2	4	4	24
Mike Jones	7-13	1-3	3-3	4	0	18	7	38
Anthony Burks	0-2	0-1	3-4	2	2	3	2	10
Luke Allan	0-0	0-0	0-0	1	0	0	0	1
Jeff Jacobs	2-4	1-3	0-0	0	0	5	0	9
James Penny	8-11	1-1	0-1	4	2	17	2	20
Saipele Tuialii	2-3	0-0	2-3	9	1	6	0	22
Scott Barrett	0-0	0-0	0-0	0	0	0	0	1
TEAM				3				
TOTALS	33-62	4-15	15-22	44	15	85	19	200
PERCENT	.532	.267	.682					

SCORE BY PERIODS

	1st	2nd	Final
UAB	26	36	62
TCU	40	45	85

1997 NIT

Second Round • Mar. 18, 1997
Joyce Athletic Center • South Bend, Ind.
Notre Dame 82, TCU 72

TCU (72)	FG	3FG	FT	REB	PF	PTS	A	MIN
Malcolm Johnson	4-17	2-9	1-4	4	3	11	2	38
Dennis Davis	1-2	0-0	0-0	9	2	2	0	19
Damion Walker	6-16	0-0	4-7	8	3	16	1	37
Prince Fowler	4-8	2-4	0-0	4	0	10	2	19
Mike Jones	5-19	2-7	2-2	15	2	14	7	35
Anthony Burks	0-4	0-2	1-2	0	2	1	0	12
Jeff Jacobs	3-6	2-3	0-0	0	0	8	2	14
James Penny	4-7	0-1	0-0	4	4	8	1	18
Saipele Tuialii	1-3	0-1	0-0	1	1	2	0	8
TEAM				6				
TOTALS	28-82	8-27	8-15	51	17	72	15	200
PERCENT	.341	.296	.533					

Notre Dame (82)	FG	3FG	FT	REB	PF	PTS	A	MIN
Derek Manner	6-8	0-0	0-0	4	4	12	4	27
Pat Garrity	9-19	0-4	2-2	6	3	20	6	35
Phil Hickey	6-7	0-0	1-2	12	2	13	3	31
Ardmore White	4-14	0-5	1-3	7	2	9	9	34
Pete Miller	5-6	5-6	1-2	4	2	16	1	29
Antoni Wychy	0-2	0-1	0-0	1	0	0	2	10
David Lalazarian	2-7	0-1	3-7	1	0	7	0	13
Keith Friel	1-2	1-2	0-0	1	0	3	2	7
Matt Gotsch	1-5	0-0	0-0	6	2	2	0	11
Marcus Young	0-0	0-0	0-0	0	0	0	0	3
TEAM				6				
TOTALS	33-62	4-15	15-22	44	15	82	19	200
PERCENT	.486	.316	.500					

SCORE BY PERIODS

	1st	2nd	Final
Notre Dame	35	47	82
TCU	23	49	72



TCU IN THE NATIONAL INVITATION TOURNAMENT

1999 NIT

First Round • Mar. 10, 1999
Bramlage Coliseum • Manhattan, Kan.
TCU 72, Kansas State 71

Kansas State (71)	FG	3FG	FT	REB	PF	PTS	A	MIN
*Josh Reid	5-16	2-9	0-0	4	12	3	27	
*Tony Kitt	3-3	0-0	3-4	8	9	3	20	
*Shawn Rhodes	2-9	1-5	0-2	4	5	0	22	
*Chris Griffin	1-3	0-2	1-2	3	3	4	24	
*Ayome May	4-9	0-3	1-2	5	9	1	25	
Josh Kimm	0-0	0-0	0-0	0	0	2	5	
Travis Reynolds	5-6	0-0	1-3	4	11	1	18	
Manny Dies	7-10	0-0	1-1	11	15	1	25	
Cortez Groves	2-12	0-4	1-1	2	5	4	22	
Joe Leonard	0-1	0-0	0-0	1	0	0	4	
Ty Sims	1-2	0-0	0-0	2	2	0	8	
TEAM				5				
TOTALS	30-71	3-23	8-15	49	14	71	19	200
PERCENT	.422	.130	.533					

TCU (72)	FG	3FG	FT	REB	PF	PTS	A	MIN
*Ryan Carroll	6-12	4-8	0-0	7	2	16	1	38
*Marq. Gainous	5-9	0-1	1-1	4	4	11	0	21
*Lee Nailon	9-20	2-2	2-4	8	2	22	4	40
*Prince Fowler	5-13	1-5	5-6	1	2	16	6	40
*Vladimir Jaksic	0-6	0-6	0-0	4	3	0	1	29
Shannon Long	2-3	0-1	3-5	6	0	7	2	26
Scott Gradney	0-0	0-0	0-0	1	2	0	0	6
TEAM				3				
TOTALS	27-63	7-23	11-16	34	15	72	14	200
PERCENT	.429	.304	.688					

SCORE BY PERIODS

	1st	2nd	Final
Kansas State	33	38	71
TCU	48	24	72

1999 NIT

Second Round • Mar. 15, 1999
Daniel-Meyer Coliseum • Fort Worth
TCU 101, Nebraska 89

Nebraska (89)	FG	3FG	FT	REB	PF	PTS	A	MIN
*Larry Florence	7-10	0-0	2-3	4	16	4	28	
*Andy Markowski	2-3	0-0	2-2	4	6	1	25	
*Ven. Hamilton	8-19	0-1	3-5	10	5	19	1	35
*Chad Johnson	2-8	0-1	1-3	1	5	1	28	
*Cookie Belcher	5-14	2-5	3-3	4	15	4	28	
Cary Cochran	7-10	7-10	2-2	1	23	4	23	
Joe Holmes	0-1	0-0	0-0	1	0	0	7	
Troy Piatkowski	0-5	0-2	0-0	1	0	0	13	
Louis Truscott	2-4	1-1	0-0	2	5	0	13	
TEAM				4				
TOTALS	33-74	10-20	13-18	32	20	89	15	200
PERCENT	.446	.500	.722					

TCU (101)	FG	3FG	FT	REB	PF	PTS	A	MIN
*Marq. Gainous	12-18	0-1	6-7	9	1	30	0	40
*Lee Nailon	7-9	1-2	5-6	5	4	20	5	28
*Prince Fowler	6-10	3-5	2-2	2	1	17	7	40
*Vladimir Jaksic	5-10	3-7	2-2	5	4	15	7	32
*Ryan Carroll	4-8	2-5	1-2	6	3	11	5	37
Shannon Long	2-3	0-1	4-8	6	1	8	2	23
TEAM				4				
TOTALS	36-58	9-21	20-27	37	14	101	26	200
PERCENT	.621	.429	.741					

SCORE BY PERIODS

	1st	2nd	Final
Nebraska	43	45	89
TCU	41	60	101

1999 NIT

Quarterfinals • Mar. 17, 1999
Daniel-Meyer Coliseum • Fort Worth
Oregon 77, TCU 68

Oregon (77)	FG	3FG	FT	REB	PF	PTS	A	MIN
*A.D. Smith	5-12	3-4	5-6	12	18	2	35	
*Alex Scales	7-19	0-4	1-3	7	15	4	29	
*Mike Carson	3-5	0-0	0-0	3	6	0	19	
*Darius Wright	4-9	2-3	0-0	2	10	3	34	
*Terik Brown	5-12	3-8	4-5	1	17	1	29	
Skouson Harker	0-1	0-0	0-0	3	0	0	6	
Yasir Rosemond	1-3	1-3	0-1	1	3	0	11	
Frederick Jones	3-8	0-3	0-0	1	6	1	19	
Flo Hartenstein	0-1	0-0	2-4	11	2	0	18	
TEAM				4				
TOTALS	28-70	9-25	12-19	45	13	77	11	200
PERCENT	.400	.360	.632					

TCU (68)	FG	3FG	FT	REB	PF	PTS	A	MIN
*Marq. Gainous	3-10	0-0	3-6	11	5	9	1	36
*Lee Nailon	12-26	0-3	3-3	14	1	27	4	38
*Prince Fowler	3-9	0-4	0-0	4	2	6	7	40
*Vladimir Jaksic	4-10	4-8	0-0	3	3	12	4	31
*Ryan Carroll	3-12	2-8	0-1	7	3	8	3	37
Shannon Long	3-6	0-0	0-0	5	4	6	0	17
Thomas McTyer	0-0	0-0	0-0	0	0	0	0	1
TEAM				5				
TOTALS	28-73	6-23	6-10	49	18	68	19	200
PERCENT	.384	.261	.600					

SCORE BY PERIODS

	1st	2nd	Final
Oregon	37	40	77
TCU	40	28	68

2005 NIT

First Round • Mar. 16, 2005
Millett Hall • Oxford, Ohio
TCU 60, Miami (Ohio) 58

Miami (OH) (58)	FG	3FG	FT	REB	PF	PTS	A	MIN
*Nathan Peavy	3-5	1-2	0-1	3	2	7	1	23
*Danny Horace	3-7	0-0	5-5	6	2	11	1	35
*Monty St. Clair	0-1	0-1	0-0	2	3	0	0	10
*Chet Mason	9-19	1-3	3-5	7	2	22	3	32
*William Hatcher	1-5	1-2	0-0	6	4	3	4	34
Doug Penno	2-6	1-5	0-0	1	0	5	2	21
Josh Hausfeld	1-3	0-2	0-0	1	1	2	0	6
Chad Troyer	0-0	0-0	0-0	0	0	0	0	3
Nate Vandersluis	3-3	0-0	0-0	3	1	6	1	18
Tim Schenke	0-1	0-0	1-1	4	2	0	0	13
Tim Pollitz	1-2	0-0	0-0	0	1	2	0	5
TEAM				5				
TOTALS	23-52	4-15	8-12	38	18	58	12	200
PERCENT	.442	.267	.667					

TCU (60)	FG	3FG	FT	REB	PF	PTS	A	MIN
*Marcus Sloan	1-1	0-0	0-0	4	5	2	1	12
*Femi Ibikunle	1-5	0-0	0-2	7	1	2	0	22
*Corey Santee	7-13	4-7	0-0	2	0	18	3	35
*Nile Murry	3-5	1-3	1-2	1	4	8	0	23
*Mar. Shropshire	2-6	2-5	2-2	3	0	8	2	29
Brent Hackett	0-2	0-2	0-0	1	2	0	1	12
Neiman Owens	1-3	0-1	0-0	1	1	2	0	10
Neil P. Dougherty	0-0	0-0	0-0	1	1	0	1	8
Judson Stubbs	2-7	1-2	2-3	4	1	7	0	22
Aaron Curtis	6-12	0-2	1-2	4	0	13	0	24
Blake Adams	0-0	0-0	0-0	1	0	0	0	3
TEAM				1				
TOTALS	23-54	8-22	6-11	30	15	60	8	200
PERCENT	.426	.364	.545					

SCORE BY PERIODS

	1st	2nd	Final
Miami	30	28	58
TCU	37	23	60

2005 NIT

Second Round • Mar. 21, 2005
University Arena • Kalamazoo, Mich.
TCU 78, Western Michigan 76 (OT)

Western Mich. (76)	FG	3FG	FT	REB	PF	PTS	A	MIN
*Levi Rost	6-16	1-7	3-4	7	1	16	3	40
*Joe Reitz	2-5	0-0	0-2	6	4	4	0	28
*Brian Snider	4-10	2-3	2-2	3	5	12	3	36
*Rickey Willis	1-6	0-3	4-6	1	2	6	6	38
*Ben Reed	9-18	4-7	4-10	7	1	26	1	39
Silver Laku	0-0	0-0	0-0	0	0	0	0	4
And. Hershberger	1-1	0-0	2-2	3	2	4	0	9
Dan Hess	0-0	0-0	0-0	1	0	0	0	5
Stane's Bufford	3-8	0-0	1-1	6	1	7	0	17
Jeff Bronson	0-2	0-0	1-2	2	0	1	0	9
TEAM				4				
TOTALS	26-66	7-20	17-29	40	16	76	13	225
PERCENT	.394	.350	.586					

TCU (78)	FG	3FG	FT	REB	PF	PTS	A	MIN
*Marcus Sloan	1-1	0-0	1-2	5	3	3	3	22
*Femi Ibikunle	2-4	0-0	0-2	7	3	4	0	19
*Corey Santee	10-16	6-9	0-1	2	3	26	3	39
*Nile Murry	4-8	4-5	1-2	6	3	13	3	38
*Mar. Shropshire	6-14	3-10	2-2	1	3	17	2	35
Brent Hackett	0-0	0-0	0-0	1	1	0	0	11
Neiman Owens	1-1	1-1	0-0	0	0	3	0	8
Neil P. Dougherty	0-0	0-0	0-0	0	0	0	0	3
Judson Stubbs	3-5	0-0	1-2	8	2	7	0	16
Aaron Curtis	1-5	0-0	3-6	4	4	5	4	30
Blake Adams	0-1	0-0	0-0	0	1	0	0	2
Art Pierce	0-0	0-0	0-0	1	1	0	0	2
TEAM				3				
TOTALS	28-55	14-25	8-17	38	24	78	15	225
PERCENT	.509	.560	.471					

ALL-TIME HEAD COACHES

J.R. LANGLEY 1908-1909
(2-3 OVERALL)

TCU's first coach guided the Horned Frog basketball team through its first official season of play in 1908-09, but he was better remembered for being the first football coach in TCU history to compile a winning record for his career. J.R. Langley's hoops career consisted of just five games, but he holds a special place in TCU history as the first football coach at the school to produce consecutive winning seasons. His 1908 squad compiled a 6-3 football record while registering three shutouts and outscoring opponents 155-68. His 1909 grid squad went 5-2-1, garnering five shutouts and allowing just 33 points for the season.

F.M. CAHOON 1914-1915
(11-12 OVERALL)

The Horned Frogs embarked on an unheard-of 23-game schedule in F.M. Cahoon's lone year as the head coach. The slate was highlighted by a two-game road trip to play a pair at Stanford in Palo Alto, Calif. Cahoon's most notable victory was a 28-14 win over arch-rival Baylor in Fort Worth, marking the first time that a TCU squad had defeated a Bear quintet after six mostly lopsided losses.

E.Y. FREELAND 1915-1916
(1-3 OVERALL)

A former all-around athletic star at Vanderbilt, E.Y. Freeland had built tiny Daniel Baker College into a football power in just three seasons before assuming head coaching duties at TCU for football and basketball. Freeland's one-year stint at TCU was a turbulent one. His last Daniel Baker football team had squashed TCU, 33-0, in 1914 and TCU administrators hoped he would bring similar success to Frogland.

But those hopes were quickly dashed when his squad suffered a 72-0 thrashing at the hands of the University of Texas in the opener of the football season. He rebounded to lead TCU to a 43-0 strumming of SMU in the second game, but his grid season ended badly with a 4-5 record as his team suffered shutout losses to Oklahoma A&M (13-0) and arch-rival Baylor (51-0). His hoops team earned just one victory in a short season. Faced with the graduation of most of his footballers (many of whom also played basketball), Freeland departed the scene at the end of the 1916 spring semester.

T.D. HACKNEY 1919-1920
(1-7 OVERALL)

In his only season as head coach, T.D. Hackney fielded a competitive squad but not a successful one. The Horned Frogs managed only a victory over Austin College (37-33) sandwiched by a series of close setbacks. Five of TCU's seven losses were by fewer than 10 points, but a 50-20 loss at Rice was the most notable of the season.

W.L. DRIVER 1920-1922
(8-7 OVERALL)

William L. Driver came to TCU after a five-year stint as athletic director at Texas A&M, a job which also included leading the Aggies in all sports. An ace recruiter for the time, Driver had engineered a pair of Southwest Conference football titles for the Aggies. His impact at TCU was similar, as the Frogs immediately dominated the Texas Intercollegiate Athletic Association (TIAA) on the gridiron.

Driver led a short-lived renaissance for TCU in basketball as well, as his excellent grid recruits enjoyed an 8-4 season in 1922 after going 0-3 in a truncated 1921 campaign. The team captain on both of Driver's squads was Horned Frog football star Dutch Meyer, who would go on to a distinguished coaching career of his own at TCU.

JOHN MCKNIGHT 1922-1923
(3-13 OVERALL)

Another former A&M man, John McKnight came to TCU in 1921 to assist with the football team, but he took over the Horned Frog hoopsters for the 1923 season. He became head football coach upon Driver's departure for the 1922 season and directed the Frogs to a 2-5-3 record which led to his departure after the 1923 school year. McKnight led TCU through similar hard times on the hardwood, as TCU managed just three wins in 16 games under his command.

MADISON "MATTY" BELL 1923-1929
(71-41 OVERALL; 49-30 CONFERENCE)

A Fort Worth native and graduate of North Side High School, Madison "Matty" Bell was the head man during TCU's transition from the Texas Intercollegiate Athletic Association (TIAA) to the Southwest Conference.

A former football and basketball star at Centre College in Danville, Ky. (where

he starred on Centre's national powerhouse grid team with fellow Fort Worth legend Harold "Bo" McMillan), Bell was the first TCU hoops coach equipped with a legitimate basketball background. Bell distinguished himself as one of the best players in Kentucky's college ranks during his career at Centre. Bell, whose collegiate athletic career ended before his senior season because he chose to enter law school, adhered to TCU's early tradition of splitting his coaching duties between football and basketball.

Bell is credited with bringing respectability to TCU basketball in the early days of the SWC. He began his coaching career at Haskell Indian School in 1920, coaching the school through the 1921 season before taking a similar post at Carroll College in Wisconsin. Bell took the post of head football and basketball coach at TCU in the spring of 1923. Bell gave TCU's basketball program an identity apart from the football team. For the first time in school history, the majority of the basketball team was comprised of true basketball players, instead of football players using the sport as an activity to maintain fitness in the offseason.

Bell immediately turned around the Horned Frog basketball program from a 3-13 finish in 1923 to a 16-4 record (15-4 in the SWC) in 1924. The 1925 squad posted a 14-5 record (11-3 in the SWC). TCU narrowly missed winning an SWC title under Bell's leadership, coming closest in 1925. That proved to be the zenith of Bell's roundball career at TCU, as the team dropped to 13-9 (7-5 in the SWC) in 1926. In 1927, TCU went 9-8 (6-4 in the SWC) and 9-8 in 1928, a season marked by the first losing record in SWC history for TCU. The 5-7 conference mark was duplicated in 1929 during a 10-7 season. After garnering a 33-17-5 record as football coach, Bell left TCU in Jan. of 1929, to take over as head football coach (without basketball duties) at Texas A&M.

Bell's teams set the stage for his successor, Francis Schmidt, to become the winningest football and basketball coach in TCU history. Bell served five seasons at A&M before being fired following the 1933 season. Bell returned to the SWC in 1935 as the SMU head football coach, leading the Mustangs through the 1949 season at SMU and serving as the school's athletic director from 1935-42 and 1945-65.

FRANCIS SCHMIDT 1929-1934
(72-24 OVERALL; 41-19 CONFERENCE)

As head coach at the University of Arkansas, Francis Schmidt not only was present at the birth of Razorback basketball, but created a program that became dominant in SWC basketball and the conference's first squad able to compete with schools from around the nation. Schmidt agreed to terms with TCU to become football and basketball

coach on Feb. 8, 1929.

A native of Nebraska, Schmidt played football at the University of Nebraska before earning a law degree. He began his coaching career at Arkansas City (Kansas) High School, where he enjoyed tremendous success before taking a coaching job at Kendall College in Tulsa, Okla. (now the University of Tulsa). Schmidt enjoyed even greater success at the Tulsa school, where both his football and basketball teams produced wildly high-scoring marks for the time. Coaching at Kendall from 1915-22, Schmidt garnered a 73-26 record in basketball.

At the end of the 1922 season, the University of Arkansas hired Schmidt to take over its football program and create a basketball program. Schmidt turned around Arkansas' football fortunes and quickly developed the Hogs into a basketball power. Schmidt was the winningest coach in football and basketball at both Kendall and Arkansas before accepting the same dual roles at TCU.

Schmidt made an immediate impact at TCU, leading the Horned Frogs to their first SWC football championship and inspiring local civic leaders to raise funds to build a new football stadium, what is now Amon Carter Stadium. He had a similar impact in basketball, although not an immediate one. His first season was his worst at TCU, a 7-10 season with a 4-8 conference mark. After that, Schmidt won 65 of his next 79 games on the TCU hardwood. Schmidt's Frogs won the SWC crown in just his second year and became the dominant team in the region for the remainder of his time in Fort Worth. The Horned Frogs finished just a game off the league title in 1932 and 1933 before regaining the SWC throne in 1934.

Schmidt lured several TCU legends to play for the purple and white, including future head coach Byron "Buster" Brannon (also a quarterback on the football team), Ad Dietzel (TCU's first basketball superstar) and Wendell "Doc" Sumner. Schmidt left TCU shortly after winning the 1934 conference championship, taking over as head football coach at Ohio State. He coached seven seasons at OSU and compiled a record of 39-16-1, winning two Big Ten titles.

ALL-TIME HEAD COACHES

DUTCH MEYER 1934-1937 (10-37 OVERALL; 5-31 CONFERENCE)



Taking over the program at the age of 33, Dutch Meyer had already been a mainstay at TCU, having spent 16 years since high school on the Fort Worth campus. Meyer continued TCU's tradition of splitting between head football and head basketball coaching duties.

Though he was to have a successful 19-year tenure as TCU's football coach (compiling a 109-79-13 record on the gridiron, winning SWC titles in 1938, 1944 and 1951 and national championships in 1935 and 1938), Meyer's basketball coaching career was less successful. The Horned Frogs slipped from their preeminent position in SWC basketball after Meyer took over, winning just 10 of 47 games overall and going 5-31 in SWC competition during his three seasons as head basketball coach.

Meyer is a legend in TCU athletics, having a longer association with Horned Frog athletics than any person in history. His relationship with TCU began as a ballboy when the school was still Add-Ran College in Waco. Along with his duties as head coach, Meyer served as athletics director at TCU from 1935 to 1953.

LESTER "MIKE" BRUMBELOW 1937-1941 (22-64 OVERALL; 2-46 CONFERENCE)



A former football and basketball player at TCU, Lester "Mike" Brumbelow was a two-time All-Southwest Conference guard in football and was team captain and most valuable player of the Horned Frogs' 1929 SWC champions (the school's first conference football championship).

A native of Jacksboro, Texas, Brumbelow's greatest impact on TCU athletics may have been his influence on future Horned Frog football coach Abe Martin, his college roommate, who followed Brumbelow to TCU after developing a close friendship with him in high school.

Known as "The Jacksboro Irishman," Brumbelow served as line coach for Dutch Meyer and kept that job while taking over the head basketball coaching job for four seasons. Brumbelow's teams had little success, finishing last in the SWC all four seasons. Brumbelow remained loyal to TCU, serving as Dutch Meyer's top football assistant well into the 1940s.

H.R. "HUB" MCQUILLAN 1941-1948 (66-104 OVERALL; 32-52 CONFERENCE)



He came to TCU from Texas A&M in 1941 as an assistant football coach and took over the basketball reins for the 1942 season. Hub McQuillan immediately breathed life into the basketball program, garnering TCU's first winning season since 1933 in his first year. The Frogs were 13-10 and bolted from the Southwest

Conference cellar into a tie for third in the SWC.

The Frogs improved to 18-9 in his second season and a fourth-place finish in the SWC. McQuillan kept TCU competitive in the SWC through the 1946 season, never finishing below fourth in the league before a drastic

dropoff in his final two seasons. McQuillan remained line coach for the TCU football team under head coach Dutch Meyer through the 1950 season.

BUSTER BRANNON 1948-1967 (205-259 OVERALL; 104-144 CONFERENCE)



Aside from Dutch Meyer, Byron "Buster" Brannon's relationship with TCU athletics probably ranks as the longest association with Horned Frog sports. Brannon was a star quarterback in football (1931-32) and a standout guard in basketball at TCU from 1931-33 (All-SWC in '32 and '33), served 19 seasons as head basketball coach (1949-67) and was an assistant to the athletics director from 1967-75.

A star at Athens (Texas) High School, along with Wendell "Doc" Sumner, Brannon came to TCU to play for then-new basketball/football coach Francis Schmidt. Brannon and Sumner joined with Ad Dietzel to form the nucleus of a TCU team that won the Southwest Conference championship in his sophomore year and narrowly missed repeating the feat in 1932 and 1933.

A 1933 TCU graduate, Brannon coached at high schools in several Texas cities (Van, Dublin and Odessa) before ascending to the college ranks. His college coaching career began when he succeeded Jimmy Kitts at Rice as head men's basketball coach for the 1938-1939 season.

A proponent of fast-break basketball, a style rarely embraced at the time, Brannon built Rice into a dominating power in the SWC, leading the Owls to a 25-4 record, the SWC title and an NCAA Tournament appearance in just his second season (1940). Rice again won the SWC crown in 1942, earning another NCAA Tournament berth. Near the end of the 1943 season, Brannon went into the military for the duration of World War II, but his team went on to a berth in the National Invitation Tournament. In 1946, Brannon returned to Rice but was replaced after a 10-11 season.

Brannon took over the TCU basketball program following the resignation of Hub McQuillan in the spring of 1948. In 1950, Brannon gave TCU its first winning season since 1946, but the Frogs lost the outright SWC championship and NCAA tournament bid in a playoff against Texas A&M in Waco. TCU reached the top of the conference in 1951. Brannon's teams advanced to the NCAA Tournament and won SWC titles in 1951 and 1952. The play of center Dick O'Neal highlighted his teams of the mid-1950s but a conference title eluded TCU until 1959.

That season, Brannon produced his best coaching feat as the underrated Horned Frogs won a surprise SWC championship and another NCAA Tournament berth. Brannon was at the helm when TCU unveiled Daniel-Meyer Coliseum in Dec. of 1961.

Brannon retired from coaching following the 1967 season, but remained at TCU as an assistant to the athletics director, while occasionally serving as a color analyst on TCU radio broadcasts.

Brannon was inducted into the Texas Sports Hall of Fame, the Texas High School Basketball Hall of Fame and the TCU Lettermen's Hall of Fame. He remained in his post at TCU until his death in 1975. His career coaching record (including his stint at Rice) was 290-296 overall, 144-165 in SWC games.

JOHNNY SWAIM 1967-1977 (102-151 OVERALL; 56-88 CONFERENCE)



A guard on Buster Brannon's early TCU teams, Johnny Swaim lettered for the Horned Frogs from 1951-53 and first earned distinction as the only TCU basketball player ever to start on three Southwest Conference basketball championship squads.

A native of Jean, Texas, Swaim also played baseball at TCU and earned two letters as a pitcher. A 1953 TCU graduate, Swaim returned to Fort Worth as coach of the freshman basketball and freshman baseball teams, in addition to duties as a physical education instructor, in the fall of 1956.

He became a full-time varsity assistant coach and assistant to the athletic director in August of 1964. Swaim was handpicked to succeed Brannon as head coach following Brannon's retirement in 1967.

Swaim shocked the region by becoming the first coach in SWC history to win the league title in his inaugural year as a head coach in 1968. That team was the first in school history to advance to the second round of the NCAA Tournament, knocking off Kansas State in the first round. He led TCU to another SWC championship in 1971 and posted winning records in three seasons.

Swaim earned SWC Coach of the Year honors during both championship seasons. Surprisingly, he abruptly retired in the fall of 1977 and remained in the Fort Worth area for the remainder of his life. Swaim spent 22 years at TCU as either a student-athlete or coach. He worked in private business until his death Oct. 5, 1995.

TIM SOMERVILLE 1977-1979 (10-43 OVERALL; 3-29 CONFERENCE)



At the young age of 32, Tim Somerville took over the TCU head coaching job just months after joining Johnny Swaim's staff. Somerville was an assistant coach when Swaim announced his retirement just four days prior to the start of the 1977-78 season.

Prior to coming to TCU, Somerville was the head coach at Concord College in West Virginia, an NAIA school. He compiled a record of 31-27 in two seasons as head coach at Concord. A native of Cleveland, Ohio, Somerville played college basketball at East Carolina, graduating from ECU in 1969.

He began his coaching career at Aurora (Ohio) High School in 1969 and served as an assistant coach at Georgetown College in Kentucky in 1971, earning a master's degree in secondary education while there. From 1972-74, Somerville was an assistant coach at Ohio State.

Somerville's two-year reign as head coach at TCU resulted in little success and he resigned shortly after the end of his second season.

ALL-TIME HEAD COACHES

JIM KILLINGSWORTH 1979-1987
(130-106 OVERALL; 64-64 CONFERENCE)

A seasoned coach who molded winning teams at every stop, Jim Killingsworth became head coach at TCU in the spring of 1979. "Killer" took what was the worst team in the Southwest Conference and molded the Horned Frogs into a two-time SWC champion and an NCAA Tournament entry ranked

among the top 20.

A native of Checotah, Okla., Killingsworth served in the Army Air Force during World War II. He graduated from Northeastern Oklahoma University in 1948 and began his coaching career at Stidham (Okla.) High School that year. During a 12-year high school coaching career, he also served at Schuler, Lindsey and Pawhuska high schools and compiled a 305-50 record. He also found time to earn a master's degree from the University of Oklahoma in 1954.

Killingsworth's collegiate coaching career began in 1961 as the freshman coach at the University of Tulsa, a post he held for three seasons.

He then moved on to Cerritos Junior College in California prior to the 1964-65 season and compiled a 158-47 record in six seasons. His first team was undefeated in conference play, and his 1968 team went 31-3 and won the California Junior College championship. He became head coach at Idaho State in 1971, spending six seasons there and winning conference titles in 1974, 1976 (tie), and 1977, while compiling a 110-54 record.

He took the head coaching job at Oklahoma State in 1977 and was 22-31 in two seasons before coming to TCU. Killingsworth brought stability and steady improvement to TCU, and in 1982 the Frogs posted their first winning season in 10 years and won an SWC postseason tournament game for the first time.

In 1983, TCU had its best season since 1968 with a 23-11 record and advanced to the third round of the NIT postseason tournament. In 1986, the Frogs shared a three-way tie for the SWC championship and earned another NIT berth.

Killingsworth's final TCU team went 24-7 and won the SWC title in 1987. In addition, the Frogs defeated Marshall in the first round of the NCAA Tournament. Killingsworth announced his retirement two days following TCU's one-point, second-round loss to Notre Dame.

MOE IBA 1987-1994
(96-108 OVERALL; 44-62 CONFERENCE)

As a high school star during his playing days in Oklahoma, Moe Iba turned down a scholarship offer to play college ball for TCU and then-head coach Buster Brannon. The son of coaching legend Henry Iba, for whom he played at Oklahoma State, Moe Iba took the lessons he learned from his father and applied

them to the modern game.

Named head coach at TCU on Mar. 23, 1987, Iba led the Horned Frogs for seven seasons and compiled a record of 96-108 and one postseason appearance. Iba's college coaching career began at Texas Western (now UTEP). There, Iba, the son of one legend worked for a man who

would soon become one, Miners coach Don Haskins. Iba led four Miners freshman teams to an amazing 65-4 record in four seasons while assisting Haskins with the varsity squad that won the NCAA title in 1966.

From there, Iba landed his first head coaching job at Memphis State and produced a 37-65 record in four seasons. Iba next surfaced as an assistant at Nebraska for eight seasons before taking over the program in 1980. He produced a solid program at Lincoln, twice earning Big 8 Conference Coach of the Year honors and leading the Huskers to four postseason berths, including an NCAA trip in his final season of 1986.

His Nebraska record of 107-70 with six winning seasons in six years led to his arrival at TCU. Under Iba, the Horned Frogs notched four consecutive winning seasons (1989-92) and he earned SWC Coach of the Year honors from the Waco Tribune-Herald for TCU's 18-10 performance in 1991. His 1992 team was his best at TCU, going 23-11 and earning a spot in the National Invitation Tournament. But the fall from grace was swift for Iba at TCU as his 1993 team finished with a 6-22 mark and his final team went 7-20 in 1994.

BILLY TUBBS 1994-2002
(156-95 OVERALL; 65-53 CONFERENCE)

Long considered "the man who builds college basketball programs," Billy Tubbs did just that in redirecting the TCU basketball program over his eight seasons in Fort Worth. Tubbs announced on Nov. 5, 2001, that the 2001-02 season would be his final year at TCU.

A veteran coach who excelled at every level of coaching, Tubbs made history at TCU. His 2001-02 team compiled yet another winning season, a school-record eighth straight. His high-scoring Horned Frogs won 81.0 percent (107-25) of their home games under Tubbs' tutelage.

While his most recent Horned Frog squads added luster to an already sparkling coaching record, it was Tubbs' 1997-98 squad that will go down as one of, if not, the best team to ever take the court at TCU. That team went 27-6 and advanced to the NCAA Tournament as the No. 4 seed. It was the school's first NCAA appearance in 11 seasons. In addition, Tubbs earned his 500th career victory in the process.

The previous campaign, 1996-97, was TCU's first in the Western Athletic Conference, and Tubbs guided the Horned Frogs to a 22-win season and the championship game of the WAC Tournament.

Tubbs began working his magic from the moment he first set foot on the Fort Worth campus. Tubbs led a team that had won just 13 games over the previous two seasons into a national story over the next several years. During his time, the fast-paced Frogs led the NCAA in scoring offense, broke numerous school records and featured the nation's individual scoring and rebounding leader. Tubbs ranks in the top 30 among the NCAA's all-time winningest coaches.

NEIL DOUGHERTY 2002-2008
(61-92 OVERALL; 24-56 CONFERENCE)

Neil Dougherty served six seasons as TCU head men's basketball coach from 2002 through 2008. His squads combined to post a 75-108 record during his tenure leading the Horned Frog program.

Dougherty, who was hired as TCU's 18th head coach on March 25, 2002, guided the Horned Frogs to the 2005 National Invitation Tournament, the school's first postseason berth since 1999.

At the conclusion of the 2004-05 season, the Frogs made a late-Mar. run all the way to the NIT quarterfinals despite playing all three games on the road. TCU battled to wins at Miami (Ohio) and Western Michigan before falling in a hard-fought game at Maryland 85-73. When it was all over, the Frogs came out with a 21-14 record--the 11th 20-win season in school history and the most wins for the program since 1998-99.

TCU made tremendous strides in terms of facilities during Dougherty's tenure. A new locker room for the basketball team was built in 2002, a new playing surface for Daniel-Meyer Coliseum was installed in 2003 and the Ed & Rae Schollmaier Basketball Complex opened in 2004.

The signature win of the Dougherty era came in Feb. 2004 in front of an ESPN2 audience as part of "Super Tuesday" action, as TCU recorded a monumental 71-46 victory over 10th-ranked Louisville. It was the fifth win over a top-10 team for the TCU program.

JIM CHRISTIAN 2008-PRESENT
(38-58 OVERALL; 11-37 CONFERENCE)

Jim Christian was introduced to the Fort Worth community as the 19th head coach in TCU history on Mar. 29th, 2008. In front of representatives of the TCU athletics department, campus leaders, media members and lifelong Frog supporters, former TCU Athletics Director Dr. Danny Morrison

described Christian as a "slam dunk" in finding the right person to lead the program.

In his first three seasons, Christian has guided the Frogs to a combined 38-58 overall record, including a 14-17 overall record during his first campaign. The 14 triumphs accumulated by Christian were the fourth-most wins by a first-year head coach in program history and almost doubled the averaged amount of victories of 7.3 wins for a head coach at TCU in his inaugural season.

Christian has continued to add pieces to the puzzle over the last three seasons, with the goal of finding the right mix of talent and attitude for the TCU program. Among the standouts in the Christian era have been four All-Mountain West Conference honorees, including second-team selections in Ronnie Moss (2009-10) and Kevin Langford (2008-09) and third teamer Hank Thorns (2010-11). Zvonko Buljan was named MWC Newcomer of the Year in 2008-09 and honorable-mention All-MWC twice during his two seasons on campus.

ALL-TIME ASSISTANT COACHES

ASSISTANT COACHES BY YEAR

1950s

1950-51: Bruce Craig
 1951-52: Bruce Craig
 1952-53: Bruce Craig
 1953-54: Bruce Craig
 1954-55: Bruce Craig
 1955-56: Bruce Craig
 1956-57: Johnny Swaim
 1957-58: Johnny Swaim
 1958-59: Johnny Swaim
 1959-60: Johnny Swaim

1960s

1960-61: Johnny Swaim
 1961-62: Johnny Swaim
 1962-63: Johnny Swaim
 1963-64: Johnny Swaim
 1964-65: Johnny Swaim
 1965-66: Johnny Swaim
 1966-67: Johnny Swaim
 1967-68: Hal Ratcliff
 1968-69: Hal Ratcliff
 1969-70: Hal Ratcliff

1970s

1970-71: Danny Whitt
 1971-72: Danny Whitt
 1972-73: Danny Whitt, Mickey McCarty
 1973-74: Danny Whitt, Lee Pestana
 1974-75: Danny Whitt, Lee Pestana
 1975-76: Danny Whitt, Lee Pestana
 1976-77: Danny Whitt, Lee Pestana
 1977-78: Lee Pestana, Kenny Gray
 1978-79: Bob Chuey, Kenny Gray, Richard Skaggs
 1979-80: Charlie Fenske, Bill Montigel, Richard Skaggs

1980s

1980-81: Charlie Fenske, Bill Montigel, Dan Schmotzer
 1981-82: Charlie Fenske, Bill Montigel, Dan Schmotzer
 1982-83: Charlie Fenske, Bill Montigel, Dan Schmotzer
 1983-84: Charlie Fenske, Bill Montigel, Dan Schmotzer
 1984-85: Charlie Fenske, Bill Montigel, Dan Schmotzer
 1985-86: Charlie Fenske, Bill Montigel, Dan Schmotzer
 1986-87: Charlie Fenske, Bill Montigel, Dan Schmotzer
 1987-88: Charlie Fenske, Ken Smith, Gary Mendenhall
 1988-89: Charlie Fenske, Ken Smith, Gary Mendenhall
 1989-90: Ken Smith, Gary Mendenhall, Kevin Fricke

1990s

1990-91: Ken Smith, Gary Mendenhall, Kevin Fricke
 1991-92: Ken Smith, Gary Mendenhall, Kevin Fricke
 1992-93: Ken Smith, Gary Mendenhall, Kevin Fricke
 1993-94: Ken Smith, Gary Mendenhall, Kevin Fricke
 1994-95: Richard Bacon, Steve McClain
 1995-96: Richard Bacon, Steve McClain, Steve Smith
 1996-97: Richard Bacon, Steve McClain, Brian Fish
 1997-98: Steve McClain, Brian Fish, Conley Phipps
 1998-99: Brian Fish, Rob Flaska, Conley Phipps
 1999-00: Brian Fish, Rob Flaska, Scott Edgar

2000s

2000-01: Brian Fish, Rob Flaska, Scott Edgar
 2001-02: Brian Fish, Rob Flaska, Scott Edgar
 2002-03: Rick Callahan, Kevin Lewis, Jai Steadman, Jeff Luster
 2003-04: Rick Callahan, Kevin Lewis, David Cason, Jeff Luster
 2004-05: Rick Callahan, Kevin Lewis, David Cason, Jeff Luster
 2005-06: Rick Callahan, Kevin Lewis, Jeff Luster, Chris Crutchfield
 2006-07: Rick Callahan, Chris Crutchfield, Jeff Luster, Sean Woods
 2007-08: Rick Callahan, Kornelija Kairyte, Jeff Luster, Sean Woods
 2008-09: Anthony Anderson, Eric Haut, Jean Prioleau, Bill Wuczynski
 2009-10: Eric Haut, Cody Hopkins, Jean Prioleau, Bill Wuczynski

2010s

2010-11: Armon Gates, Eric Haut, Cody Hopkins, Bill Wuczynski
 2011-12: Reggie Brown, Rob Evans, Cody Hopkins, Bill Wuczynski

NOTE:

This page features a listing of assistant men's basketball coaches at TCU since 1950. According to available resources, Johnny Swaim became the first officially salaried assistant varsity basketball coach in the fall of 1964. However, coaches of the freshman team were used as assistant coaches prior to that.

ASSISTANT COACHES BY NAME

-A-	
Anthony Anderson	2008-09
-B-	
Richard Bacon	1994-97
Reggie Brown	2011-present
-C-	
Rick Callahan	2002-08
David Cason	2003-05
Bob Chuey	1978-79
Bruce Craig	1950-56
Chris Crutchfield	2005-07
-E-	
Scott Edgar	1999-02
Rob Evans	2011-present
-F-	
Charlie Fenske	1979-89
Brian Fish	1996-02
Rob Flaska	1998-02
Kevin Fricke	1989-94
-G-	
Armon Gates	2009-10
Kenny Gray	1977-79
-H-	
Eric Haut	2008-11
Cody Hopkins	2009-present
-K-	
Kornelija Kairyte	2007-08
-L-	
Kevin Lewis	2002-06
Jeff Luster	2002-08
-M-	
Mickey McCarty	1972-73
Steve McClain	1994-98
Gary Mendenhall	1987-94
Bill Montigel	1979-87
-P-	
Lee Pestana	1973-78
Conley Phipps	1997-99
Jean Prioleau	2008-10
-R-	
Hal Ratcliff	1967-70
-S-	
Dan Schmotzer	1980-87
Richard Skaggs	1978-80
Ken Smith	1987-94
Steve Smith	1995-96
Jai Steadman	2002-03
Johnny Swaim	1956-67
-W-	
Danny Whitt	1970-77
Sean Woods	2006-08
Bill Wuczynski	2008-present

ASSISTANT COACHES BY HEAD COACH

BUSTER BRANNON (1948-67)

Bruce Craig (1950-56)
 Johnny Swaim (1956-67)

JOHNNY SWAIM (1967-77)

Hal Ratcliff (1967-70)
 Danny Whitt (1970-77)
 Mickey McCarty (1972-73)
 Lee Pestana (1973-77)

TIM SOMERVILLE (1977-79)

Kenny Gray (1977-79)
 Lee Pestana (1977-78)
 Bob Chuey (1978-79)
 Richard Skaggs (1978-79)

JIM KILLINGSWORTH (1979-87)

Richard Skaggs (1979-80)
 Charlie Fenske (1979-87)
 Bill Montigel (1979-87)
 Dan Schmotzer (1980-87)

MOE IBA (1987-94)

Charlie Fenske (1987-89)
 Ken Smith (1987-94)
 Gary Mendenhall (1987-94)
 Kevin Fricke (1989-94)

BILLY TUBBS (1994-02)

Richard Bacon (1994-97)
 Steve McClain (1994-98)
 Steve Smith (1995-96)
 Brian Fish (1997-02)
 Conley Phipps (1997-99)
 Rob Flaska (1998-02)
 Scott Edgar (1999-02)


NEIL DOUGHERTY (2002-08)

Rick Callahan (2002-08)
 Kevin Lewis (2002-06)
 Jai Steadman (2002-03)
 Jeff Luster (2002-08)
 David Cason (2003-05)
 Chris Crutchfield (2005-07)
 Sean Woods (2006-08)
 Kornelija Kairyte (2007-08)

JIM CHRISTIAN (2008-PRESENT)

Anthony Anderson (2008-09)
 Jean Prioleau (2008-10)
 Bill Wuczynski (2008-present)
 Eric Haut (2008-11)
 Cody Hopkins (2009-present)
 Armon Gates (2010-11)
 Reggie Brown (2011-present)
 Rob Evans (2011-present)

FROGS IN THE NBA

**KURT THOMAS | C | 6-9 | 230**

15 Seasons (Active) • TCU Letters: 1992-95 • Draft: 1995 1st Rnd (10)
NBA Teams: Miami Heat (1995-97); Dallas Mavericks (1997-98);
 New York Knicks (1998-05); Phoenix Suns (2005-07);
 Seattle SuperSonics (2007-08); San Antonio Spurs (2008-09);
 Milwaukee Bucks (2009-10); Chicago Bulls (2010-pres.)

**REGGIE SMITH | C | 6-10 | 240**

2 Seasons • TCU Letters: 1989-92 • Draft: 1992 2nd Rnd (31)
NBA Teams: Portland Trailblazers (1992-94)

**CARVEN HOLCOMBE | G | 6-5 | 202**

TCU Letters: 1984-87 • Draft: 1987 4th Rnd (80)
NBA Teams: Cleveland Cavaliers (drafted)

**DENNIS NUTT | G | 6-2 | 170**

1 Season • TCU Letters: 1982-85 • Draft: Undrafted F/A
NBA Teams: Dallas Mavericks (1986-87)

**DARRELL BROWDER | G | 6-1 | 175**

TCU Letters: 1980-83 • Draft: 1983 4th Rnd (71)
NBA Teams: Houston Rockets (drafted)

**DOUG BOYD | F | 6-8 | 210**

TCU Letters: 1969-70 • Draft: 1970 8th Rnd (120)
NBA Teams: Portland Trailblazers (drafted)

**H.E. KIRCHNER | C | 6-10 | 235**

TCU Letters: 1957-59 • Draft: 1959 5th Rnd (33)
NBA Teams: Cincinnati Royals (drafted)

**DICK O'NEAL | C | 6-7 | 215**

TCU Letters: 1955-57 • Draft: 1957 2nd Rnd (16)
NBA Teams: Boston Celtics (drafted)

**GEORGE MCLEOD | C | 6-7 | 195**

1 Season • TCU Letters: 1950-52 • Draft: N/A
NBA Teams: Milwaukee Hawks

**LEE NAILON | C | 6-9 | 240**

6 Seasons • TCU Letters: 1998-99 • Draft: 1999 2nd Rnd (43)
NBA Teams: Charlotte Hornets (2000-02); New York Knicks (2002-03);
 Atlanta Hawks (2003-04); Orlando Magic (2003-04);
 Cleveland Cavaliers (2003-04); New Orleans Hornets (2004-05);
 Philadelphia 76ers (2005-06)

**JAMIE DIXON | G | 6-4 | 175**

TCU Letters: 1984-87 • Draft: 1987 7th Rnd (149)
NBA Teams: Washington Bullets (drafted)

**CARL LOTT | F | 6-4 | 210**

TCU Letters: 1986-87 • Draft: 1987 5th Rnd (98)
NBA Teams: Cleveland Cavaliers (drafted)

**DOUG ARNOLD | F | 6-9 | 215**

TCU Letters: 1982-83 • Draft: 1983 4th Rnd (76)
NBA Team: Utah Jazz (drafted)

**EUGENE KENNEDY | F | 6-5 | 205**

6 Seasons • TCU Letters: 1971 • Draft: 1971 9th Rnd (139)
NBA/ABA Teams: Portland Trailblazers (drafted);
 Dallas Chaparrals (1971-73); San Antonio Spurs (1973-74);
 Spirits of St. Louis (1974-75); Utah Stars (1975-76);
 Houston Rockets (1976-77)

**GARY TURNER | G | 6-6 | 220**

1 Season • TCU Letters: 1964-66 • Draft: 1966 3rd Rnd (28)
NBA Teams: Boston Celtics (1967-68)

**RONNY STEVENSON | F | 6-5 | 210**

TCU Letters: 1957-59 • Draft: 1959 4th Rnd (27)
NBA Teams: Philadelphia Warriors (drafted)

**RAY "SHAG" WARREN | F | 6-6 | 200**

TCU Letters: 1953-55 • Draft: N/A
NBA Teams: Fort Wayne Pistons

**GENE SCHMIDT | G/F | 6-4 | 165**

TCU Letters: 1945-49 • Draft: N/A
NBA Teams: Houston

ALL-AMERICANS

**AD DIETZEL - CENTER, 1931-32**

▶ 1932 HELMS FOUNDATION FIRST-TEAM ALL-AMERICAN

A key factor in the rousing success of head coach Francis Schmidt's teams at TCU was Ad Dietzel, at 6-foot-6, a towering player for his time who was part of Schmidt's first recruiting class. Selected to the New York Sun, Humor magazine, and Chick Murray All-American squads in 1931 and the Helms Foundation All-America Team during his junior season of 1932, Dietzel forever holds the distinction of being TCU's first basketball All-American.

Dietzel played center for the 1931 Southwest Conference title team, and helped lead the Horned Frogs to a two-year SWC record of 18-6 before departing prior to his senior season. One of the Southwest's first true big men, Dietzel set a TCU single-season scoring record with 168 points in 12 SWC games and earned a spot on the Chick Murray All-American squad honoring the nation's top five college players as a sophomore. In addition, Dietzel tied the TCU record for points in a game with 26 in a 41-36 victory at Texas on Feb. 17.

His junior season of 1932 was even more spectacular, as he regularly surpassed the 20-point mark during a period when entire teams struggled to score 30 to 40 points per contest. Dietzel enjoyed a 24-point night in a victory against Rice and lit up the Owls for 22 when the Frogs visited Houston later in the season. Dietzel's 20-point outing against SMU in a 52-19 win over SMU on Feb. 19 broke his own SWC scoring record. However, a 20-point effort in his final TCU game left him nine points shy in his quest to become the first conference player to score 200 points in a season, but his 191 points did set a SWC record.

**WALLACE MYERS - GUARD, 1933-34**

▶ 1934 HELMS FOUNDATION FIRST-TEAM ALL-AMERICAN

He was not the typical high scoring star of his own team, but Wallace Myers garnered enough attention as one of his region's best all-around players to warrant legitimate first team All-American mention by the Helms Foundation for his performance during the 1934 season.

While helping lead the Horned Frogs to a Southwest Conference championship during head coach Francis Schmidt's final year at TCU, Myers served as team captain during his senior season. Playing what would today be called point guard, he gained much of his acclaim from his excellent ball handling and floor leadership.

The 6-foot-1 Myers often keyed TCU to victory by creating turnovers and converting them into points by dishing to high-scoring 6-foot-5 forward Richard Allison and 6-foot-4 center Hershel Kinzy. Myers' best effort may have come in TCU's 59-13 rout of Texas in which he led the Frogs to the conference's top offensive output of the season.

**GEORGE MCLEOD - CENTER, 1950-52**

▶ 1952 HELMS FOUNDATION FIRST-TEAM ALL-AMERICAN

One of the great all-time scorers in TCU history, George McLeod led the Horned Frogs in points scored in all three of his varsity seasons from 1950-1952. As a result, he became TCU's first member of the 1,000-point club, finishing his career with 1,013 points.

In addition, McLeod led the team in field goal percentage in each of those campaigns and his efforts earned him a spot on the All-Southwest Conference team all three years. At 19.4 points per game, he led the conference in scoring his senior season.

His career-best 419 points that year propelled the Frogs to a 24-4 overall record, culminating in a conference championship.

He then proceeded to lead TCU to its first-ever NCAA Tournament appearance, which included a defeat of New Mexico A&M in the consolation round.

After his tenure at TCU, McLeod was drafted in the 1952 National Basketball Association draft by the Milwaukee Hawks, where he played one professional season.

**H.E. KIRCHNER - CENTER, 1957-59**

▶ 1959 HELMS FOUNDATION THIRD-TEAM ALL-AMERICAN

▶ 1959 CONVERSE YEARBOOK SECOND-TEAM ALL-AMERICAN

At 6-foot-10, H.E. Kirchner was the tallest man ever to don the purple and white until Bill Bozcat came to TCU in 1973. A dominating presence at that size, Kirchner also dominated opponents for his three seasons as a Horned Frog, but it was his senior year in 1959 that earned him spots on two All-America lists.

In 1959, Kirchner garnered 18 double-doubles – especially impressive considering assists and blocked shots were not recorded statistics at that time – en route to TCU's Southwest Conference championship. Named the SWC Most Valuable Player, he led the conference in rebounds, with 13.4 per game, and scoring, with 19.6 points per game. That year he also paced the team in field goal percentage, a feat he accomplished in each of his three varsity campaigns.

Following the regular season, Kirchner led the '59 Frogs to TCU's third-ever NCAA Tournament appearance. There, he registered 24 points and a career-high 24 rebounds in the consolation round defeat of DePaul. Kirchner finished his career with 783 rebounds, which is good for seventh on TCU's all-time rebounding list.

**DICK O'NEAL - CENTER, 1955-57**

▶ 1952 HELMS FOUNDATION SECOND-TEAM ALL-AMERICAN

▶ 1956 HELMS FOUNDATION SECOND-TEAM ALL-AMERICAN

▶ 1957 NABC THIRD-TEAM ALL-AMERICAN

A three-time All-Southwest Conference selection who also received some All-America acclaim, O'Neal remains one of TCU's all-time greatest players nearly 50 years after his final game. O'Neal left TCU with ownership of most of the individual game, season and career records and remains prominent in the Horned Frogs' record book.

O'Neal scored in double figures in all 36 SWC regular-season games during his career and led the team in scoring all three seasons. His 49 points scored against Rice in 1955 set a SWC record and was the TCU standard for 41 years. During his career, O'Neal scored 40 or more points three times (all during his sophomore season) and notched 30 or more points 17 times.

The 6-foot-7 center regularly racked up double-digit rebounding totals. His top single-game total was 26 against Abilene Christian on Jan. 29, 1955. He also had a 24-rebound performance against Austin College earlier that season, a game in which he scored 45 points.

A native of Fort Worth and a graduate of Polytechnic High School, O'Neal was a two-time all-state honoree during his prep career. Called his greatest player by longtime head coach Buster Brannon, O'Neal dominated other players of his era in the Southwest Conference despite playing on several of Brannon's least successful TCU teams.

Playing during the era in which varsity play was allowed beginning with the sophomore year, O'Neal enjoyed his greatest success during his sophomore season of 1954-55. Setting marks that would stand for four decades in the TCU record book, O'Neal averaged 28.2 points over the 24-game season, while scoring 676 points (ranking him fourth nationally in total points).

As a junior, O'Neal totaled 593 points and averaged 24.7 points per game to rank 12th nationally in scoring. His senior year average of 18.9 was enough to garner All-America accolades for the third consecutive season, a school record.

ALL-AMERICANS / ALL-CONFERENCE



KURT THOMAS - CENTER, 1991-95

- ▶ 1995 ASSOCIATED PRESS THIRD-TEAM ALL-AMERICAN
- ▶ 1995 NABC THIRD-TEAM ALL-AMERICAN
- ▶ 1995 UPI THIRD-TEAM ALL-AMERICAN

No player in TCU history underwent a transformation from role player to dominating superstar such as Kurt Thomas. Stifled during his first two seasons at TCU, the 6-foot-9 Thomas' career is clearly demarcated between his first two seasons - injury-riddled years that culminated with his sitting out his third year at TCU with a medical redshirt - and his final two seasons.

Plagued by injuries his first two seasons, Thomas did not become a starter until his junior year. He suffered a broken ankle late in his sophomore season, then reinjured the ankle less than a year later, forcing him to miss the entire 1992-93 season. He had a breakthrough season as a junior, his first year as a starter, averaging 20.7 points and almost 10 rebounds per game despite playing the final three-fourths of the season with a broken left wrist. The arrival of head coach Billy Tubbs for Thomas' senior season led to his best year ever. Thomas became only the third player in NCAA history to lead the nation in both scoring and rebounding, as he averaged 28.9 points and 14.6 rebounds per contest.

Thomas was the team's Most Valuable Player as a junior and senior and earned All-Southwest Conference honors both seasons. The 1995 SWC Player of the Year, Thomas earned All-America honors by the National Association of Basketball Coaches, the Associated Press and United Press International.

Thomas left TCU as the career record holder for blocked shots and was voted the 1995 SWC Athlete of the Year. The native of Dallas grabbed at least 20 rebounds in a game four times, led by a 25-rebound performance against Baylor in 1995. In 2005, he was elected to the TCU Lettermen's Association Hall of Fame.

Thomas was the 10th pick in the 1995 National Basketball Association's Draft, selected by the Miami Heat. The NBA veteran, who spent the bulk of his career with the New York Knicks, also has played for the Dallas Mavericks, Phoenix Suns, Seattle SuperSonics, San Antonio Spurs, Milwaukee Bucks and Chicago Bulls.



LEE NAILON - FORWARD, 1998-99

- ▶ 1998 BASKETBALL TIMES FIRST-TEAM ALL-AMERICAN
- ▶ 1998 BASKETBALL NEWS SECOND-TEAM ALL-AMERICAN
- ▶ 1998 ASSOCIATED PRESS THIRD-TEAM ALL-AMERICAN
- ▶ 1998 NABC THIRD-TEAM ALL-AMERICAN
- ▶ 1998 USBWA THIRD-TEAM ALL-AMERICAN
- ▶ 1999 BASKETBALL TIMES THIRD-TEAM ALL-AMERICAN

Perhaps the most talented forward ever to play for TCU, Lee Nailon posted two-year career totals unsurpassed in Horned Frog basketball annals. The 6-foot-9 forward from South Bend's Clay High School matriculated to TCU after making junior college stops at Southeast Iowa Community College and Butler County Community College in Kansas.

Nailon's junior season was his most successful, as he scored a school-record 796 points and set single-game records for points and field goals made in a 53-point outing against Mississippi Valley State in which he hit 23 shots from the field.

His totals ranked him third in the NCAA in scoring (24.9 ppg) and earned him first team All-America honors by Basketball Times magazine. He had four 40-plus scoring outings during the 1997-98 season, earning him the Western Athletic Conference scoring title and first team All-WAC honors.

As a senior, Nailon became TCU's first preseason first team All-American (Associated Press) and followed that acclaim by winning another WAC scoring championship by averaging 22.8 points and 9.3 rebounds per contest. His 44-point scoring outburst against eventual NCAA Sweet 16 team Gonzaga was the highest output by any NCAA Division I player during the 1998-99 season.

Nailon's consistency allowed him to reach several scoring plateaus faster than any previous TCU player. He reached the 1,200-, 1,300-, 1,400- and 1,500-point milestones in fewer games than any Horned Frog ever. Nailon was a second-round draft pick (43rd selection overall) by the Charlotte Hornets in the 1999 NBA Draft and currently plays for the Cleveland Cavaliers.

FIRST-TEAM ALL-CONFERENCE

43 INDIVIDUALS, 59 SELECTIONS

Year	Player	Position	League
1924	Frank Cantelmi	Forward	SWC
1924	Tom George	Center	SWC
1925	Homer Adams	Guard	SWC
1925	Tom George	Center	SWC
1926	Rags Matthews	Guard	SWC
1929	Homer Wallin	Guard	SWC
1930	Roy Eury	Center	SWC
1930	Noble Atkins	Guard	SWC
1931	W. W. "Doc" Sumner	Forward	SWC
1931	Ad Dietzel	Center	SWC
1932	Buster Brannon	Guard	SWC
1932	Ad Dietzel	Center	SWC
1933	W. W. "Doc" Sumner	Forward	SWC
1933	Buster Brannon	Guard	SWC
1934	Richard Allison	Forward	SWC
1934	Wallace Myers	Guard	SWC
1946	Leroy Pascoe	Guard	SWC
1947	Leroy Pascoe	Guard	SWC
1949	Julius Dolnicz	Forward	SWC
1950	George McLeod	Center	SWC
1951	George McLeod	Center	SWC
1952	George McLeod	Center	SWC
1953	John Ethridge	Guard	SWC
1953	Henry Ohlen	Center	SWC
1954	Ray Warren	Guard	SWC
1955	Dick O'Neal	Center	SWC
1956	Dick O'Neal	Center	SWC
1956	Dick O'Neal	Center	SWC
1958	Ronny Stevenson	Forward	SWC
1959	H. E. Kirchner	Center	SWC
1959	Ronny Stevenson	Forward	SWC
1965	Gary Turner	Forward	SWC
1966	Gary Turner	Forward	SWC
1967	Mickey McCarty	Forward	SWC
1968	Mickey McCarty	Forward	SWC
1968	James Cash	Center	SWC
1970	Doug Boyd	Forward	SWC
1970	Jeff Harp	Guard	SWC
1971	Eugene Kennedy	Center	SWC
1971	Simpson Degrate	Forward	SWC
1972	Simpson Degrate	Forward	SWC
1981	Darrell Browder	Guard	SWC
1982	Darrell Browder	Guard	SWC
1983	Darrell Browder	Guard	SWC
1985	Dennis Nutt	Guard	SWC
1986	Carl Lott	Guard	SWC
1987	*Carven Holcombe	Guard	SWC
1987	Larry Richard	Forward	SWC
1991	Reggie Smith	Center	SWC
1992	Reggie Smith	Center	SWC
1995	*Kurt Thomas	Center	SWC
	^Juan Bragg	Guard	SWC
1996	^Damion Walker	Center	SWC
1997	Mike Jones	Guard	WAC
1998	Mike Jones	Guard	WAC
1998	Malcolm Johnson	Guard	WAC
1998	@Lee Nailon	Forward	WAC
1999	Lee Nailon	Forward	WAC
2000	Marquise Gainous	Forward	WAC

*SWC Player of the Year
@WAC Player of the Year


^SWC Newcomer of the Year
%WAC Newcomer of the Year

ALL-TOURNAMENT SELECTIONS

43 INDIVIDUALS, 59 SELECTIONS

Year	Player	Position	Conference
1981	Darrell Browder	Guard	SWC
1983	Darrell Browder	Guard	SWC
1982	Doug Arnold	Guard	SWC
1983	Doug Arnold	Guard	SWC
1986	Carl Lott	Guard	SWC
1989	Craig Sibley	Forward	SWC
1993	Eric Dailey	Center	SWC
1997	Malcolm Johnson	Guard	WAC
1997	Mike Jones	Guard	WAC

1,000-POINT CLUB



DARRELL BROWDER

#1 - DARRELL BROWDER - 1,886 POINTS - 1980-83 - FORT WORTH, TEXAS

Year	GP	FG	FGA	Pct.	3FG	3FGA	Pct.	FT	FTA	Pct.	Pts.	Avg.
1982-83	34	247	491	.503	-	-	-	93	110	.845	587	17.3
1981-82	29	198	397	.499	-	-	-	91	116	.784	487	16.8
1980-81	28	233	499	.467	-	-	-	78	94	.830	544	19.4
1979-80	26	125	244	.512	-	-	-	18	27	.667	268	10.3
Totals	117	803	1,631	.492	-	-	-	280	347	.807	1,886	16.1



COREY SANTEE

#2 - COREY SANTEE - 1,832 POINTS - 2002-05 - FLINT, MICH.


Year	GP	FG	FGA	Pct.	3FG	3FGA	Pct.	FT	FTA	Pct.	Pts.	Avg.
2004-05	35	180	440	.409	76	215	.353	65	113	.575	501	14.3
2003-04	29	149	353	.422	53	150	.353	69	94	.734	420	14.5
2002-03	28	164	377	.435	64	173	.370	64	101	.634	462	16.5
2001-02	31	165	413	.400	50	162	.309	76	99	.768	456	14.7
Totals	123	658	1,583	.416	243	700	.347	273	395	.691	1,832	14.9



CARVEN HOLCOMBE

#3 - CARVEN HOLCOMBE - 1,734 POINTS - 1984-87 - HOUSTON, TEXAS

Year	GP	FG	FGA	Pct.	3FG	3FGA	Pct.	FT	FTA	Pct.	Pts.	Avg.
1986-87	31	220	381	.577	2	5	.400	100	165	.606	542	17.5
1985-86	30	155	322	.481	-	-	-	71	110	.645	381	12.7
1984-85	28	199	387	.514	-	-	-	64	101	.634	462	16.5
1983-84	26	144	318	.453	-	-	-	61	87	.701	349	13.4
Totals	115	718	1,408	.510	2	5	.400	296	463	.639	1,734	15.3



DICK O'NEAL

#4 - DICK O'NEAL - 1,723 POINTS - 1955-57 - FORT WORTH, TEXAS

Year	GP	FG	FGA	Pct.	3FG	3FGA	Pct.	FT	FTA	Pct.	Pts.	Avg.
1956-57	24	155	385	.403	-	-	-	144	197	.731	454	18.9
1955-56	24	185	450	.411	-	-	-	223	294	.759	593	24.7
1954-55	24	223	475	.469	-	-	-	230	314	.732	676	28.2
Totals	72	563	1,310	.430	-	-	-	597	805	.742	1,723	23.9



REGGIE SMITH

#5 - REGGIE SMITH - 1,630 POINTS - 1989-92 - SAN JOSE, CALIF.

Year	GP	FG	FGA	Pct.	3FG	3FGA	Pct.	FT	FTA	Pct.	Pts.	Avg.
1991-92	34	225	426	.528	0	2	.000	158	257	.615	608	17.9
1990-91	28	192	377	.509	0	0	.000	106	207	.512	490	17.5
1989-90	29	115	260	.442	0	0	.000	74	117	.632	304	10.5
1988-89	30	88	187	.471	0	0	.000	52	98	.531	228	7.6
Totals	121	620	1,250	.496	0	2	.000	390	679	.574	1,630	13.5



KURT THOMAS

#6 - KURT THOMAS - 1,512 POINTS - 1991-95 - DALLAS, TEXAS

Year	GP	FG	FGA	Pct.	3FG	3FGA	Pct.	FT	FTA	Pct.	Pts.	Avg.
1994-95	27	288	526	.548	3	12	.250	202	283	.714	781	28.9
1993-94	27	224	440	.509	12	46	.261	98	152	.645	558	20.7
1991-92	21	58	119	.487	0	0	.000	34	51	.667	150	7.1
1990-91	28	8	18	.444	0	2	.000	7	14	.500	23	1.9
Totals	103	578	1,103	.524	15	60	.250	341	500	.682	1,512	14.7

1,000-POINT CLUB



RYAN CARROLL

#7 - RYAN CARROLL - 1,508 POINTS - 1998-01 - LONGVIEW, TEXAS

Year	GP	FG	FGA	Pct.	3FG	3FGA	Pct.	FT	FTA	Pct.	Pts.	Avg.
2000-01	31	182	393	.463	76	209	.364	101	129	.783	541	17.5
1999-00	28	156	321	.486	76	191	.398	37	56	.661	425	15.2
1998-99	31	160	313	.511	71	165	.430	43	72	.597	434	14.0
1997-98	28	40	77	.519	10	31	.323	18	20	.900	108	3.0
Totals	118	538	1,104	.487	233	596	.391	199	277	.718	1,508	12.8



LEE NAILON

#8 - LEE NAILON - 1,503 POINTS - 1998-99 - SOUTH BEND, IND.


Year	GP	FG	FGA	Pct.	3FG	3FGA	Pct.	FT	FTA	Pct.	Pts.	Avg.
1998-99	31	266	524	.508	4	15	.267	171	239	.715	707	22.8
1997-98	32	329	594	.554	1	2	.500	137	184	.745	796	24.9
Totals	63	595	1,118	.532	5	17	.294	308	423	.728	1,503	23.9



GARY TURNER

#9 - GARY TURNER - 1,426 POINTS - 1964-66 - FORT WORTH, TEXAS

Year	GP	FG	FGA	Pct.	3FG	3FGA	Pct.	FT	FTA	Pct.	Pts.	Avg.
1965-66	24	196	380	.516	-	-	-	130	181	.718	522	21.8
1964-65	24	164	360	.455	-	-	-	155	199	.779	453	18.9
1963-64	24	162	397	.408	-	-	-	127	188	.676	451	18.8
Totals	72	522	1,137	.459	-	-	-	412	568	.725	1,426	19.8



MIKE JONES

#10 - MIKE JONES - 1,323 POINTS - 1997-98 - OKLAHOMA CITY, OKLA.

Year	GP	FG	FGA	Pct.	3FG	3FGA	Pct.	FT	FTA	Pct.	Pts.	Avg.
1997-98	33	263	548	.480	62	164	.378	114	142	.803	702	21.3
1996-97	35	232	504	.460	46	122	.377	111	141	.787	621	17.7
Totals	68	495	1,052	.471	108	286	.378	225	283	.795	1,323	19.5



BINGO MERRIEX

#11 - BINGO MERRIEX - 1,318 POINTS - 2000-03 - WICHITA FALLS, TEXAS

Year	GP	FG	FGA	Pct.	3FG	3FGA	Pct.	FT	FTA	Pct.	Pts.	Avg.
2002-03	27	128	303	.422	41	133	.308	44	84	.524	341	12.6
2001-02	31	141	307	.459	69	173	.399	42	77	.545	393	12.7
2000-01	31	126	275	.458	52	142	.366	53	79	.671	357	11.5
1999-00	30	74	183	.404	55	139	.396	24	36	.667	227	7.6
Totals	119	469	1,068	.439	217	587	.370	163	276	.591	1,318	11.1



MALCOLM JOHNSON

#12 - MALCOLM JOHNSON - 1,272 POINTS - 1997-98 - LAWTON, OKLA.

Year	GP	FG	FGA	Pct.	3FG	3FGA	Pct.	FT	FTA	Pct.	Pts.	Avg.
1997-98	33	223	487	.458	87	235	.370	83	106	.783	616	18.7
1996-97	35	249	569	.483	90	261	.345	68	103	.660	656	18.7
Totals	68	472	1,056	.447	177	496	.357	151	209	.722	1,272	18.7

1,000-POINT CLUB



MARQUISE GAINOUS

#13 - MARQUISE GAINOUS - 1,228 POINTS - 1999-00 - ORLANDO, FLA.


Year	GP	FG	FGA	Pct.	3FG	3FGA	Pct.	FT	FTA	Pct.	Pts.	Avg.
1999-00	32	215	433	.497	12	35	.343	220	261	.843	662	20.7
1998-99	31	222	382	.581	9	30	.300	113	150	.753	566	18.3
Totals	63	437	815	.536	21	65	.323	333	411	.810	1,228	



KEVIN LANGFORD

#14 - KEVIN LANGFORD - 1,227 POINTS - 2007-09 - FORT WORTH, TEXAS

Year	GP	FG	FGA	Pct.	3FG	3FGA	Pct.	FT	FTA	Pct.	Pts.	Avg.
2008-09	31	129	268	.481	11	27	.407	161	209	.770	430	13.9
2007-08	30	125	300	.417	8	30	.267	142	195	.728	400	13.3
2006-07	30	136	294	.463	14	25	.560	111	197	.563	397	13.2
Totals	91	390	294	.463	33	82	.402	414	601	.689	1,227	



MICHAEL STRICKLAND

#15 - MICHAEL STRICKLAND - 1,219 POINTS - 1990-92 - CHATTANOOGA, TENN.

Year	GP	FG	FGA	Pct.	3FG	3FGA	Pct.	FT	FTA	Pct.	Pts.	Avg.
1991-92	34	153	386	.396	71	217	.327	84	112	.750	461	13.6
1990-91	27	124	307	.404	67	176	.381	61	87	.701	376	13.9
1989-90	29	122	319	.382	93	233	.399	45	68	.662	382	13.2
Totals	90	399	1,012	.394	231	626	.369	190	267	.712	1,219	13.5



DENNIS NUTT

#16 - DENNIS NUTT - 1,192 POINTS - 1982-85 - LITTLE ROCK, ARK.

Year	GP	FG	FGA	Pct.	3FG	3FGA	Pct.	FT	FTA	Pct.	Pts.	Avg.
1984-85	29	211	398	.530	-	-	-	77	84	.917	499	17.2
1983-84	28	216	426	.507	-	-	-	59	77	.766	491	17.5
1982-83	32	84	159	.528	-	-	-	19	21	.905	187	5.8
1981-82	14	6	14	.429	-	-	-	3	4	.750	15	1.1
Totals	103	517	997	.519	-	-	-	158	186	.849	1,192	11.6



MICKEY MCCARTY

#17 - MICKEY MCCARTY - 1,137 POINTS - 1966-68 - PASADENA, TEXAS

Year	GP	FG	FGA	Pct.	3FG	3FGA	Pct.	FT	FTA	Pct.	Pts.	Avg.
1967-68	26	195	468	.416	-	-	-	99	150	.600	489	18.8
1966-67	24	140	363	.383	-	-	-	76	113	.673	356	14.8
1965-66	24	107	254	.421	-	-	-	78	105	.743	292	12.2
Totals	74	442	1,085	.407	-	-	-	253	368	.688	1,137	15.4




GARY LANDERS

#18 - GARY LANDERS - 1,114 POINTS - 1973-76 - DALLAS, TEXAS

Year	GP	FG	FGA	Pct.	3FG	3FGA	Pct.	FT	FTA	Pct.	Pts.	Avg.
1975-76	27	166	314	.529	-	-	-	79	100	.790	411	15.2
1974-75	24	97	207	.469	-	-	-	34	48	.708	228	9.5
1973-74	25	113	268	.422	-	-	-	49	69	.710	275	11.0
1972-73	22	90	204	.441	-	-	-	20	34	.588	200	9.1
Totals	98	466	993	.469	-	-	-	182	251	.725	1,114	11.4

1,000-POINT CLUB



JAMES PENNY

#19 - JAMES PENNY - 1,101 POINTS - 1995-98 - GRAPEVINE, TEXAS

Year	GP	FG	FGA	Pct.	3FG	3FGA	Pct.	FT	FTA	Pct.	Pts.	Avg.
1997-98	32	136	258	.527	3	17	.176	61	83	.735	336	10.5
1996-97	34	153	282	.543	12	36	.333	48	72	.667	366	10.8
1995-96	30	126	299	.421	33	91	.363	48	78	.615	333	11.1
1994-95	19	23	52	.442	5	15	.333	15	21	.714	66	3.5
Totals	115	438	891	.492	53	159	.333	172	254	.677	1,101	9.6



JUNIOR BLOUNT

T-#20 - JUNIOR BLOUNT - 1,098 POINTS - 2002-03 - TULSA, OKLA.

Year	GP	FG	FGA	Pct.	3FG	3FGA	Pct.	FT	FTA	Pct.	Pts.	Avg.
2002-03	28	152	370	.411	77	215	.358	114	129	.884	495	17.7
2001-02	31	203	470	.432	83	238	.349	114	132	.864	603	19.5
Totals	59	355	840	.412	160	453	.353	228	261	.874	1,098	18.6



BRENT HACKETT

T-#20 - BRENT HACKETT - 1,098 POINTS - 2005-08 - FORT WORTH, TEXAS

Year	GP	FG	FGA	Pct.	3FG	3FGA	Pct.	FT	FTA	Pct.	Pts.	Avg.
2007-08	30	116	320	.363	53	180	.294	64	81	.790	349	11.6
2006-07	30	105	286	.367	66	185	.357	61	77	.792	337	11.2
2005-06	31	109	301	.362	57	170	.335	47	74	.635	322	10.4
2004-05	31	26	81	.321	14	39	.359	24	47	.511	90	2.9
Totals	122	356	988	.360	190	571	.333	196	279	.703	1,098	9.0



RONNIE MOSS

#22 - RONNIE MOSS - 1,095 POINTS - 2009-11 - FORT WORTH, TEXAS

Year	GP	FG	FGA	Pct.	3FG	3FGA	Pct.	FT	FTA	Pct.	Pts.	Avg.
2010-11	20	108	261	.414	36	105	.343	61	80	.763	313	15.7
2009-10	32	165	408	.404	62	165	.376	84	123	.683	476	14.9
2008-09	30	115	270	.426	23	67	.343	53	76	.697	306	10.2
Totals	82	388	929	.418	121	337	.359	198	279	.710	1,095	13.4



RONNY STEVENSON

#23 - RONNY STEVENSON - 1,084 POINTS - 1957-59 - FORT WORTH, TEXAS

Year	GP	FG	FGA	Pct.	3FG	3FGA	Pct.	FT	FTA	Pct.	Pts.	Avg.
1958-59	26	106	292	.363	-	-	-	101	141	.716	313	12.0
1957-58	24	153	374	.409	-	-	-	122	197	.620	428	17.8
1956-57	24	121	322	.376	-	-	-	101	141	.716	343	14.3
Totals	74	380	988	.385	-	-	-	324	479	.676	1,084	14.6



JEFF JACOBS

#24 - JEFF JACOBS - 1,081 POINTS - 1994-97 - MERRILLVILLE, IND.

Year	GP	FG	FGA	Pct.	3FG	3FGA	Pct.	FT	FTA	Pct.	Pts.	Avg.
1996-97	31	51	156	.327	30	103	.291	23	26	.885	155	5.0
1995-96	29	106	293	.362	57	167	.341	52	72	.722	321	11.1
1994-95	27	106	266	.398	58	150	.387	53	66	.803	323	12.0
1993-94	27	86	198	.434	37	87	.425	73	96	.760	282	10.4
TOTALS	114	349	913	.382	182	507	.359	201	260	.773	1,081	9.5


1,000-POINT CLUB



RICKY HALL

#25 - RICKY HALL - 1,060 POINTS - 1970-72 - FORT WORTH, TEXAS


Year	GP	FG	FGA	Pct.	3FG	3FGA	Pct.	FT	FTA	Pct.	Pts.	Avg.
1971-72	24	161	336	.479	-	-	-	82	110	.745	404	16.8
1970-71	27	140	312	.449	-	-	-	79	118	.669	359	13.2
1969-70	24	108	237	.456	-	-	-	81	103	.786	297	12.4
Totals	75	409	885	.462	-	-	-	242	331	.731	1,060	14.1



DOUG ARNOLD

#26 - DOUG ARNOLD - 1,057 POINTS - 1982-83 - IRWIN, PA.

Year	GP	FG	FGA	Pct.	3FG	3FGA	Pct.	FT	FTA	Pct.	Pts.	Avg.
1982-83	34	205	475	.432	-	-	-	120	160	.750	530	15.6
1981-82	27	219	430	.509	-	-	-	89	134	.664	527	19.5
Totals	61	424	905	.469	-	-	-	209	294	.711	1,057	17.3



DAMION WALKER

#27 - DAMION WALKER - 1,044 POINTS - 1996-97 - DALLAS, TEXAS

Year	GP	FG	FGA	Pct.	3FG	3FGA	Pct.	FT	FTA	Pct.	Pts.	Avg.
1996-97	35	161	386	.417	2	4	.500	104	137	.759	428	12.2
1995-96	30	230	457	.503	0	1	.000	156	203	.768	616	20.5
Totals	65	391	843	.464	2	5	.400	260	340	.765	1,044	16.1



JAMES CASH

#28 - JAMES CASH - 1,026 POINTS - 1966-69 - FORT WORTH, TEXAS

Year	GP	FG	FGA	Pct.	3FG	3FGA	Pct.	FT	FTA	Pct.	Pts.	Avg.
1968-69	24	154	337	.457	-	-	-	84	157	.535	392	16.3
1967-68	26	151	337	.450	-	-	-	56	97	.577	358	13.8
1966-67	24	120	266	.451	-	-	-	36	74	.486	276	11.5
Totals	74	425	940	.452	-	-	-	176	328	.537	1,026	13.9



GEORGE MCLEOD

#29 - GEORGE MCLEOD - 1,013 POINTS - 1949-52 - HOUSTON, TEXAS

Year	GP	FG	FGA	Pct.	3FG	3FGA	Pct.	FT	FTA	Pct.	Pts.	Avg.
1951-52	28	169	357	.473	-	-	-	118	169	.698	419	15.0
1950-51	25	126	315	.400	-	-	-	86	143	.601	338	13.5
1949-50	24	93	183	.508	-	-	-	70	108	.648	256	10.7
Totals	77	388	855	.454	-	-	-	261	420	.621	1,013	13.2



WAYNE KREIS

#30 - WAYNE KREIS - 1,002 POINTS - 1964-67 - PAMPA, TEXAS

Year	GP	FG	FGA	Pct.	3FG	3FGA	Pct.	FT	FTA	Pct.	Pts.	Avg.
1966-67	23	115	246	.468	-	-	-	87	102	.853	317	13.8
1965-66	24	127	287	.443	-	-	-	122	153	.797	376	15.7
1964-65	21	95	239	.397	-	-	-	119	148	.804	309	14.7
Totals	68	337	772	.437	-	-	-	328	403	.814	1,002	14.7

INDIVIDUAL HONORS

2010-11 Hank Thorns	All-Mountain West Conference (Third Team)	1996-97 Mike Jones	All-Western Athletic Conference (First Team) Western Athletic Conference All-Newcomer Team All-Western Athletic Conference (Second Team) Western Athletic Conference All-Newcomer Team
2009-10 Ronnie Moss Zvonko Buljan	All-Mountain West Conference (Second Team) All-Mountain West Conference (Honorable Mention)	Malcolm Johnson	
2008-09 Kevin Langford Zvonko Buljan	All-Mountain West Conference (Second Team) NABC All-District 17 (Second Team) Mountain West Conference Newcomer of the Year All-Mountain West Conference (Honorable Mention)	1995-96 Damion Walker	Basketball Weekly Freshman All-American (First Team) Southwest Conference Newcomer of the Year Southwest Conference Freshman of the Year All-Southwest Conference (First Team)
2007-08 Kevin Langford Brent Hackett	All-Mountain West Conference (Third Team) All-Mountain West Conference (Honorable Mention)	1994-95 Kurt Thomas	Associated Press All-American (Third Team) N.A.B.C All-American (Third Team) United Press International All-American (Third Team) Southwest Conference Athlete of the Year Southwest Conference Player of the Year Southwest Conference Defensive Player of the Year All-Southwest Conference (First Team) Southwest Conference Newcomer of the Year Southwest Conference Freshman of the Year All-Southwest Conference (First Team) Southwest Conference Coach of the Year
2006-07 Kevin Langford Brent Hackett	All-Mountain West Conference (Honorable Mention) All-Mountain West Conference (Honorable Mention)	Juan Bragg	
2005-06 Nile Murry	All-Mountain West Conference (Third Team)	Billy Tubbs	
2004-05 Corey Santee	All-Conference USA (Third Team) NABC All-District 9 (Second Team)	1993-94 Kurt Thomas Jeff Jacobs	All-Southwest Conference (First Team) Southwest Conference Freshman of the Year
2003-04 Corey Santee	All-Conference USA (Third Team)	1990-91 Reggie Smith	Southwest Conference All-Defensive Team All-Southwest Conference (First Team) Southwest Conference Coach of the Year
2001-02 Junior Blount Corey Santee	All-Conference USA (Second Team) CollegeInsider.com National All-Freshmen Team All-Conference USA (Freshmen Team)	Moe Iba	
2000-01 Derrick Davenport	Western Athletic Conference All-Defensive Team	1986-87 Carven Holcombe Larry Richard	Southwest Conference Player of the Year All-Southwest Conference (First Team) Southwest Conference All-Defensive Team All-Southwest Conference (First Team) All-Southwest Conference (Second Team) N.A.B.C. District VI Coach of the Year Southwest Conference Coach of the Year
1999-00 Marquise Gainous Bingo Merriex	All-Western Athletic Conference (First Team) Western Athletic Conference All-Newcomer Team	Jamie Dixon Jim Killingsworth	
1998-99 Lee Nailon Marquise Gainous	All-Western Athletic Conference (First Team) All-Western Athletic Conference (Second Team) Western Athletic Conference All-Newcomer Team CollegeInsider.com All-Junior College Transfer Team Western Athletic Conference All-Defensive Team	1985-86 Carl Lott	Southwest Conference Newcomer of the Year All-Southwest Conference (First Team) All-Southwest Conference (Second Team) Southwest Conference All-Newcomer Team N.A.B.C. District VI Coach of the Year Southwest Conference Coach of the Year
1997-98 Lee Nailon	Basketball Times All-American (First Team) Basketball Times National Newcomer of the Year Associated Press All-American (Third Team) U.S.B.W.A. District VII Player of the Year U.S.B.W.A. All-District VII (First Team) N.A.B.C All-District VII (First Team) Western Athletic Conference Player of the Year Western Athletic Conference Newcomer of the Year All-Western Athletic Conference (First Team) All-Western Athletic Conference (First Team) Associated Press All-American (Honorable Mention) Western Athletic Conference Defensive Player of the Year All-Western Athletic Conference (First Team)	1984-85 Dennis Nutt Carven Holcombe	All-Southwest Conference (First Team) All-Southwest Conference (Second Team)
Malcolm Johnson Mike Jones		1983-84 Carven Holcombe	Southwest Conference All-Newcomer Team
		1982-83 Darrell Browder	All-Southwest Conference (First Team)
		1981-82 Darrell Browder	U.S.B.W. All-District VI (First Team) All-Southwest Conference (First Team) U.S.B.W. All-District VI (First Team) Southwest Conference Newcomer of the Year All-Southwest Conference (Second Team) U.S.B.W. District VI Coach of the Year Southwest Conference Coach of the Year
		Doug Arnold	
		Jim Killingsworth	

INDIVIDUAL HONORS

1980-81	
Darrell Browder	All-Southwest Conference (First Team)
1971-72	
Simpson DeGrate	All-Southwest Conference (First Team)
1970-71	
Simpson DeGrate	All-Southwest Conference (First Team)
Eugene Kennedy	All-Southwest Conference (First Team)
1969-70	
Doug Boyd	All-Southwest Conference (First Team)
Jeff Harp	All-Southwest Conference (First Team)
Johnny Swaim	Southwest Conference Coach of the Year
1967-68	
James Cash	All-Southwest Conference (First Team)
Mickey McCarty	All-Southwest Conference (First Team)
Johnny Swaim	Southwest Conference Coach of the Year
1966-67	
Mickey McCarty	All-Southwest Conference (First Team)
1965-66	
Gary Turner	All-Southwest Conference (First Team)
1964-65	
Gary Turner	All-Southwest Conference (First Team)
1958-59	
H.E. Kirchner	Converse Yearbook All-American (First Team) Helms Foundation All-American (First Team) Southwest Conference Player of the Year All-Southwest Conference (First Team)
Ronny Stevenson	All-Southwest Conference (First Team)
1957-58	
Ronny Stevenson	All-Southwest Conference (First Team)
1956-57	
Dick O'Neal	N.A.B.C. All-American (Third Team) All-Southwest Conference (First Team)
1955-56	
Dick O'Neal	Helms Foundation All-American (Second Team) All-Southwest Conference (First Team)
1954-55	
Dick O'Neal	Helms Foundation All-American (Second Team) All-Southwest Conference (First Team)
1953-54	
Ray Warren	All-Southwest Conference (First Team)
1952-53	
Johnny Ethridge	All-Southwest Conference (First Team)
Henry Ohlen	All-Southwest Conference (First Team)
1951-52	
George McLeod	Helms Foundation All-American (First Team) All-Southwest Conference (First Team)
1950-51	
George McLeod	All-Southwest Conference (First Team)
1949-50	
George McLeod	All-Southwest Conference (First Team)

1948-49	
Julius Dolnics	All-Southwest Conference (First Team)
1946-47	
Leroy Pascoe	All-Southwest Conference (First Team)
1945-46	
Leroy Pascoe	All-Southwest Conference (First Team)
1933-34	
Wallace Myers	Helms Foundation All-American (First Team) All-Southwest Conference (First Team)
Richard Allison	All-Southwest Conference (First Team)
1932-33	
Buster Brannon	All-Southwest Conference (First Team)
W.W. "Doc" Sumner	All-Southwest Conference (First Team)
1931-32	
Ad Dietzel	Helms Foundation All-American (First Team) All-Southwest Conference (First Team)
Buster Brannon	All-Southwest Conference (First Team)
1930-31	
Ad Dietzel	All-Southwest Conference (First Team)
W.W. "Doc" Sumner	All-Southwest Conference (First Team)
1929-30	
Noble Atkins	All-Southwest Conference (First Team)
Roy Eury	All-Southwest Conference (First Team)
1928-29	
Homer Wallin	All-Southwest Conference (First Team)
1925-26	
Rags Matthews	All-Southwest Conference (First Team)
1924-25	
Homer Adams	All-Southwest Conference (First Team)
Tom George	All-Southwest Conference (First Team)
1923-24	
Frank Cantelmi	All-Southwest Conference (First Team)
Tom George	All-Southwest Conference (First Team)

TCU LETTERMAN'S ASSOCIATION HALL OF FAME

2010	Reggie Smith	1991	L.A. Monroe
	Bobby Tyler	1984	James Cash
2009	Dennis Nutt	1980	Mickey McCarty
2007	Jamie Dixon	1978	Frank Cantelmi
2006	Henry Ohlen	1975	Dick O'Neal
2005	Kurt Thomas	1972	Noble Atkins
2004	Carven Holcombe		John Nelson
2003	Eugene "Goo" Kennedy	1971	Buster Brannon
2002	Floppy Blackmon		Hershel "Slim" Kinzy
	Gary Turner		Walter Roach
1999	Darrell Browder		Johnny Vaught
1998	Ronny Stevenson	1970	Mike Brumbelow
1997	W.W. "Doc" Sumner	1969	Rags Matthews
1996	Judy Truelson	1968	Sammy Baugh
1995	Johnny Swaim	1967	Dutch Meyer
1992	Ad Dietzel		

ALL-TIME NUMERICAL ROSTER

- 30 -

Nick Metzger	2006-08
Dallas Hunter	2005-06
Jamal Brown	2001-03
Scott Thomas	1994-95
Russell Watson	1993-94
Jentry Moore	1992-93
Paul Tramble	1991-92
Ernie Morgan	1990-91
Damon Robertson	1989-90
Jeff McCurry	1988-89
Broderick President	1986-88
Marc Houston	1984-85
Kenny Hart	1979-83
Cornelius McFadgon	1976-77
Gary Landers	1972-76
Roger Potts	1963-64
Roy Davis	1956-57
Bill Estill	1953-54
Bryan Kilpatrick	1950-52
Robert Lee	1949-50

- 31 -

Marin Bavcevic	2008-pres.
Jon Day	1997-99
Jody Bentley	1990-91
Craig Sibley	1988-90
Norman Anderson	1984-88
Johnny Pate	1982-83
Willie Ashley	1981-82
Gilbert Collier	1980-81
Tim Marion	1975-78
Gary White	1973-74
Tommy Turner	1957-59
Buddy Ball	1955-57
Sonny Lampkin	1952-54
Tommy Taylor	1949-52

- 32 -

Zach Huie	2009-10
Kevin Langford	2006-09
Marcus Sloan	2004-05
Myron Anthony	1999-2001
Scott Gradney	1997-99
Princeton Park	1995-96
Michael Thoele	1993-95
Allen Tolley	1989-93
Carven Holcombe	1983-87
Paul Kapturkiewicz	1982-83
Eric Summers	1981-82
Garry Randle	1975-77
Wayne Wayman	1972-74
Vergil Baker	1953-54
Johnny Swaim	1950-53
Marlan Smith	1949-50

- 33 -

Garlon Green	2009-pres.
Alvarado Parker	2006-08
Corey Valsin	2001-05
Marquise Gainous	1998-00
Damion Walker	1995-97
James Penny	1994-95
Michael Washington	1983-86
Doug Arnold	1981-83
Eric Summers	1979-80
John Hill	1976-77
Thomas Bledsoe	1974-76
Lawrence Young	1972-74
Don Boyer	1964-66
Norman Bonds	1962-64
Alton Adams	1961-62
H.E. Kirchner	1956-59
George McLeod	1949-52

- 34 -

Cheick Kone	2010-11
Bingo Merriex	1999-2003
Saipele Tuialii	1995-97
Brandon Swoboda	1994-95
Myron Gordon	1992-94
Mark Moton	1990-92
Arthur Hurst	1988-89
Nick Cucinella	1979-83
Daryl Braden	1976-77
Ted Jones	1973-75
John Hurdle	1970-73
Doug Boyd	1968-70
Robert Ness	1966-68
Dave Siegmund	1964-65
Pat Peebles	1962-64
Tommy Pennick	1961-62
Bobby Tyler	1957-60
Ross Hoyt	1951-54
Bill Elliott	1949-51

- 35 -

Colin Boddicker	1999-2000, 2001-02
Eric Dailey	1992-93
Bobby Frain	1990-92
Rich Antee	1988-90
Bryan Stinchcomb	1985-88
Randy Parker	1984-85
Matt Minnis	1982-83
Deckery Johnson	1979-81
Jimmy Parker	1969-72
Tom Swift	1967-69
Rich Sauer	1964-67
Dale Abshire	1963-64
Johnny Fowler	1961-63
Tommy Meachem	1957-60
John Crouch	1952-54
Henry Ohlen	1951-52

- 36 -

Gorman Wiseman	1951-52
----------------	---------

- 40 -

Brian Carter	2002-03
Kurt Thomas	1990-95
Bart Beasley	1989-90
Jeff Boutelle	1987-89
Tony Papa	1982-86
Herb Nealy	1980-82
Jim Torbert	1963-66
Don Rosick	1961-63
Don Williams	1957-60

- 41 -

Luke Tauscher	2007-08
Greedy Daniels	1999-01
Matt Minnis	1985-87
Derek Moore	1980-81
Roosevelt Brown	1971-72
Coco Villarreal	1968-71
Bill Holmes	1965-67
Rollie Cornish	1962-65
Billy Simmons	1959-62
Derrill Nippert	1957-59

- 42 -

John Ortiz	2007-09
Scott Barrett	1995-98
LeRoy Gaston	1993-95
Roger Presswood	1985-86
Paul Kapturkiewicz	1983-84
Larry Frevert	1978-81

- 43 -

Gary White	1971-72
Steve Smith	1969-71
William York	1968-69
Mickey McCarty	1965-68
Roy Davis	1957-59

- 44 -

Daniel Ford	2007-08
Rebel Paulk	1998-2002
Dennis Davis	1994-98
Chris Ward	1992-93
Edwin Fromayan	1987-91
Simpson DeGrate	1970-72
Mike Sechrist	1967-70
Stan Farr	1964-67
Pete Houck	1961-64
Bobby Bernard	1959-60
Ronny Stevenson	1957-59

- 45 -

Art Pierce	2003-06
Drew Peterson	1995-96
Keldred Martin	1983-84
Brian Christensen	1981-83

- 50 -

Allen Taylor	2005-06
Mike Dreyspring	1977-78
Lynn Royal	1972-73, 1974-76
Paul Pearce	1973-74
Evans Royal	1970-72
Jerry Chambers	1967-69
Garvin Isaacs	1964-67

- 51 -

Larry Frevert	1977-78
Ricky Ashley	1976-77
Bill Bozeat	1972-75
Ken Hough	1970-72
Evans Royal	1969-70

- 52 -

Greg Holman	1993-94
-------------	---------

- 53 -

Steve Scales	1977-78
Carl Gossett	1974-75

- 54 -

Lee Nailon	1997-99
Chris Richards	1994-96
Reggie Smith	1988-92
Byron Tully	1977-78
Kelly Harris	1976-77
John Hill	1975-76
John Blakney	1973-75
Mark Stone	1970-73
James Cash	1966-69
Gary Turner	1963-66

- 55 -

Chris Campbell	1999-2002
Eugene "Goo" Kennedy	1970-71
Randy Kerth	1965-69
Archie Clayton	1962-65

ALL-TIME STARTING LINEUPS

1925-26	Forward Frankie Cantelmi Forward Albert Acker Center Tom George (Capt.) Guard Harry Taylor Guard Ray "Rags" Matthews	1936-37	Forward Walter Roach Forward Willie Walls (Capt.) Center Clifton Cowan Guard Roy Snodgrass Guard Sammy Baugh	1947-48	Forward Bob Young Forward Frank Kudlaty Forward Julius Dolnics Guard Broc Jerrell Guard Gene Schmidt (Capt.)	1958-59 • SWC CHAMPIONS	Forward Ronny Stevenson (Capt.) Forward Derrill Nippert Center H.E. Kirchner Guard Kenneth Brunson Guard Kenny King
1926-27	Forward Frankie Cantelmi (Capt.) Forward Oran "Slim" Steadman Center "Babe" McDonnell Guard Albert Acker Guard Ray "Rags" Matthews	1937-38	Forward Clifton Cowan Forward Woodrow Duckworth Center Slim Mabry Guard Jay Smith (Capt.) Guard Brad Snodgrass	1948-49	Forward Frank Kudlaty Forward Julius Dolnics Guard Bruce Craig Guard Gene Schmidt (Capt.) Guard Bob Burton	1959-60	Forward Jerry Cobb Forward Don Williams Center Tommy Meacham Guard Bobby Tyler (Capt.) Guard Jerry Pope
1927-28	Forward Albert Acker Forward Oran "Slim" Steadman (Capt.) Center "Babe" McDonnell Guard Roy Eury Guard Ray "Rags" Matthews	1938-39	Forward Ben Abney Forward Robert Groseclose Center Jack Billingsley Guard Mac Best Guard Woodrow Duckworth	1949-50	Forward Ted Reynolds Forward Harvey Fromme Center George McLeod Guard Gene Schmidt (Capt.) Guard Tommy Taylor	1960-61	Forward Johnny Fowler Forward David Warnell Center Alton Adams Guard Phil Reynolds (Capt.) Guard Tommy Pennick
1928-29	Forward Clyde Roberson Forward Albert Flynn Center Roy Eury Guard Horace Wallin Guard Mike Brumbelow	1939-40	Forward Woodrow Duckworth Forward Leonard Cannady Center Ben Abney Guard L.A. Monroe Guard Buddy Barron	1950-51 • SWC TRI-CHAMPIONS	Forward Harvey Fromme (Capt.) Forward Ted Reynolds Center George McLeod Guard Johnny Ethridge Guard Johnny Swaim	1961-62	Forward David Warnell Forward Billy Simmons (Capt.) Center Alton Adams Guard Phil Reynolds Guard Bobby McKinley
1929-30	Forward Clyde Roberson Forward Ellsworth Chappell Center Roy Eury Guard Horace Wallin Guard Noble Atkins	1940-41	Forward Al Wagler Forward Robert Groseclose Center Leonard Cannady Guard L.A. Monroe Guard Guy Holt	1951-52 • SWC CHAMPIONS	Forward Harvey Fromme Forward Ted Reynolds Center George McLeod (Capt.) Guard Johnny Ethridge Guard J. Brian Kilpatrick	1962-63	Forward Johnny Fowler (Capt.) Forward Don Rosick Center Archie Clayton Guard Jerry Wade Guard Bobby McKinley
1930-31 • SWC CHAMPIONS	Forward Wendell "Doc" Sumner Forward Ellsworth Chappell Center Ad Dietzel Guard Noble Atkins (Capt.) Guard Byron "Buster" Brannon	1941-42	Forward Al Wagler Forward Bob McHenry Center Floppy Blackmon Guard L.A. Monroe Guard Buddy Barron	1952-53 • SWC CHAMPIONS	Forward Ray "Shag" Warren Forward Sonny Lampkin Center Henry Ohlen Guard Johnny Swaim Guard Dick Allen (Capt.)	1963-64	Forward Gary Turner Forward Bobby McKinley (Capt.) Center Archie Clayton Guard Rollie Cornish Guard Pat Peebles
1931-32	Forward Hershel Kinzy Forward Wendell "Doc" Sumner (Capt.) Center Ad Dietzel Guard Johnny Vaught Guard Byron "Buster" Brannon	1942-43	Forward Zeke Chronister Forward Max Humphreys Center Floppy Blackmon Guard Swede Pelto Guard Bob McHenry	1953-54	Forward Charles Brown Forward Ray "Shag" Warren Center Henry Ohlen (Capt.) Guard Ross Hoyt Guard Bill Estill	1964-65	Forward Gary Turner (Capt.) Forward Rodney Chitney Center Stan Farr Guard Wayne Kreis Guard Rich Sauer
1932-33	Forward Wendell "Doc" Sumner Forward Elbert Walker Center Hershel Kinzy Guard Johnny Vaught Guard Byron "Buster" Brannon (Capt.)	1943-44	Forward Zeke Chronister Forward Jack Helms Forward Bruce Johnson Guard Stuart Allen Guard Joe Wick	1954-55	Forward Charles White Forward Ray "Shag" Warren (Capt.) Center Dick O'Neal Guard Jimmy O'Bannon Guard Bill Estill	1965-66	Forward Jess Evans Forward Mickey McCarty Center Gary Turner (Capt.) Guard Wayne Kreis Guard Rich Sauer
1933-34 • SWC CHAMPIONS	Forward Richard Allison Forward Hershel Kinzy Center Darrell Lester Guard Elbert Walker Guard Wallace Myers (Capt.)	1944-45	Forward Merle Gibson Forward George Sauer Forward Norman Cox Guard Leroy Pascoe Guard Gene Schmidt	1955-56	Forward Johnny Betts Forward Billy Taylor Center Dick O'Neal Guard Jimmy O'Bannon Guard Bill Estill (Capt.)	1966-67	Forward Jess Evans Forward Mickey McCarty Center James Cash Guard Wayne Kreis Guard John White
1934-35	Forward Willie Walls Forward Walter Roach Center Darrell Lester Guard Judy Truelson (Capt.) Guard Sammy Baugh	1945-46	Forward Bob Hendricks Forward Bob Young Forward Frank Kudlaty Guard Howard Overbeek Guard Leroy Pascoe (Capt.)	1956-57	Forward Ronny Stevenson Forward Derrill Nippert Center Dick O'Neal (Capt.) Guard Jimmy O'Bannon Guard Kenneth King	1967-68 • SWC CHAMPIONS	Forward Tom Swift Forward Mickey McCarty Center James Cash Guard Bill Swanson Guard Rick Wittenbraker
1935-36	Forward Walter Roach Forward Willie Walls (Capt.) Center Clifton Cowan Guard Byrum Saam Guard Sammy Baugh	1946-47	Forward Frank Kudlaty Forward Bob Hendricks Guard Gene Schmidt Guard Leroy Pascoe Guard Gene Wardynski	1957-58	Forward Ronny Stevenson (Capt.) Forward Derrill Nippert Center H.E. Kirchner Guard Don Williams Guard Kenneth King	1968-69	Forward Doug Boyd Forward Tommy Swift (Capt.) Center James Cash (Capt.) Guard Rick Wittenbraker Guard Bill Swanson

ALL-TIME STARTING LINEUPS

1969-70
 Forward Ricky Hall
 Forward Norm Wittenbraker
 Center Doug Boyd
 Guard Jeff Harp (Capt.)
 Guard Rick Wittenbraker (Capt.)

1970-71 • SWC CHAMPIONS
 Forward Ricky Hall
 Forward Simpson DeGrate
 Center Eugene "Goo" Kennedy
 Guard Jim Ferguson
 Guard James Williams

1971-72
 Forward Ricky Hall
 Forward Simpson DeGrate
 Center Evans Royal
 Guard Jim Ferguson
 Guard James Williams

1972-73
 Forward Gary Landers
 Forward Mark Stone
 Center Lynn Royal
 Guard Eddy Fitzhugh
 Guard Herb Stephens

1973-74
 Forward Gary Landers
 Forward Ted Jones
 Center Wayne Wayman
 Guard Eddy Fitzhugh
 Guard Alonzo Harris

1974-75
 Forward Gary Landers
 Forward Thomas Bledsoe
 Center Bill Bozeat
 Guard Eddy Fitzhugh (Capt.)
 Guard Rick Hensley

1975-76
 Forward Gary Landers (Capt.)
 Forward Tim Marion
 Center Thomas Bledsoe (Capt.)
 Guard Rick Hensley
 Guard Randy Boyts

1976-77
 Forward Tim Marion
 Forward Daryl Braden
 Center John Hill
 Guard Kevin Crowe
 Guard Randy Boyts

1977-78
 Forward Tim Marion
 Forward Steve Scales
 Center Larry Frevert
 Guard Aurdie Evans
 Guard Delonte Taylor

1978-79
 Forward Jon Mansbury
 Forward Steve Scales
 Center Larry Frevert
 Guard Scott Blackwell
 Guard Ed Wineinger

1979-80
 Forward Eric Summers
 Forward Deckery Johnson
 Center Larry Frevert (Capt.)
 Guard Ed Wineinger
 Guard Darrell Browder

1980-81
 Forward Deckery Johnson
 Forward Nick Cucinella
 Center Larry Frevert (Capt.)
 Guard Warren Bridges
 Guard Darrell Browder

1981-82
 Forward Joe Stephen
 Forward Doug Arnold
 Center Brian Christensen
 Guard Cuney Luke
 Guard Darrell Browder

1982-83
 Forward Doug Arnold
 Forward Nick Cucinella
 Center Brian Christensen
 Guard Dennis Nutt
 Guard Darrell Browder

1983-84
 Forward Carven Holcombe
 Forward Paul Kapturkiewicz
 Center Tony Papa
 Guard Dennis Nutt
 Guard Tracy Mitchell

1984-85
 Forward Tom Mortimer
 Forward Carven Holcombe
 Center Greg Grissom
 Guard Dennis Nutt
 Guard Tracy Mitchell

1985-86 • SWC TRI-CHAMPIONS
 Forward Larry Richard
 Forward Norman Anderson
 Center Greg Grissom
 Guard Carl Lott
 Guard Carven Holcombe

1986-87 • SWC CHAMPIONS
 Forward Larry Richard
 Forward Norman Anderson
 Center Tony Papa
 Guard Jamie Dixon
 Guard Carven Holcombe (Capt.)

1987-88
 Forward Rod Jacques
 Forward Jeff Boutelle
 Center Todd Willis
 Guard Danny Hughes
 Guard John Lewis

1988-89
 Forward John Lewis
 Forward Craig Sibley
 Center Reggie Smith
 Guard Danny Hughes
 Guard Tony Edmond

1989-90
 Forward Kelvin Crawford
 Forward Craig Sibley
 Center Reggie Smith
 Guard Tony Edmond
 Guard Michael Strickland

1990-91
 Forward Allen Tolley
 Forward Mark Moton
 Center Reggie Smith
 Guard Al Thomas
 Guard Michael Strickland

1991-92
 Forward Allen Tolley
 Forward Mark Moton
 Center Reggie Smith
 Guard Brent Atwater
 Guard Michael Strickland

1992-93
 Forward Allen Tolley (Capt.)
 Forward Myron Gordon
 Center Eric Dailey
 Guard Brent Atwater (Capt.)
 Guard Jentry Moore

1993-94
 Forward Eric Dailey (Capt.)
 Forward Byron Waits
 Center Kurt Thomas
 Guard Jeff Jacobs
 Guard Jentry Moore

1994-95
 Forward Michael Thoele
 Forward Byron Waits
 Center Kurt Thomas
 Guard Jeff Jacobs
 Guard Juan Bragg

1995-96
 Forward James Penny
 Forward Byron Waits
 Center Damion Walker
 Guard Anthony Burks
 Guard Jeff Jacobs

1996-97
 Forward Malcolm Johnson
 Forward James Penny
 Center Damion Walker
 Guard Prince Fowler
 Guard Mike Jones

1997-98 • WAC PACIFIC CHAMPS
 Forward Malcolm Johnson
 Forward Dennis Davis
 Center Lee Nailon
 Guard Prince Fowler
 Guard Mike Jones

1998-99
 Forward Lee Nailon
 Forward Marquise Gainous
 Guard Ryan Carroll
 Guard Shannon Long
 Guard Prince Fowler

1999-00
 Forward Marquise Gainous
 Forward Derrick Davenport
 Guard Ryan Carroll
 Guard Estell Laster
 Guard Thomas McTyer

2000-01
 Forward Myron Anthony
 Forward Derrick Davenport
 Guard Ryan Carroll
 Guard Greedy Daniels
 Guard Thomas McTyer

2001-02
 Forward Bingo Merriex
 Forward Marlon Dumont
 Forward Corey Valsin
 Guard Corey Santee
 Guard Junior Blount

2002-03
 Forward Bingo Merriex
 Forward Jamal Brown
 Forward Corey Valsin
 Guard Corey Santee
 Guard Junior Blount

2003-04
 Forward Chudi Chinweze
 Forward Femi Ibikunle
 Guard Nucleus Smith
 Guard Corey Santee
 Guard Marcus Shropshire

2004-05
 Forward Marcus Sloan
 Forward Femi Ibikunle
 Forward Nile Murry
 Guard Corey Santee
 Guard Marcus Shropshire

2005-06
 Forward Judson Stubbs
 Forward Femi Ibikunle
 Guard Kurt Thomas
 Guard Nile Murry
 Guard Brent Hackett
 Guard Neiman Owens

2006-07
 Forward Alvardo Parker
 Forward Kevin Langford
 Guard Brent Hackett
 Guard Neiman Owens
 Guard Neil P. Dougherty

2007-08
 Forward Alvardo Parker
 Forward Kevin Langford
 Guard Brent Hackett
 Guard Henry Salter
 Guard Jason Ebie

2008-09
 Forward Zvonko Buljan
 Forward Kevin Langford
 Guard Edvinas Ruzgas
 Guard Ronnie Moss
 Guard Jason Ebie

2009-10
 Forward Zvonko Buljan
 Forward Nikola Cerina
 Guard Edvinas Ruzgas
 Guard Ronnie Moss
 Guard Keion Mitchem

2010-11
 Forward Nikola Cerina
 Forward Garlon Green
 Guard J.R. Cadot
 Guard Ronnie Moss
 Guard Hank Thorns

ALL-TIME LETTERMEN

- A -		Brumley, Buddy	1953-54-55	Dreyspring, Mike	1978	Hensley, Keith	1945				
Abney, Ben	1938-39-40	Brunson, Kenneth	1957-58-59	Druckle, L.F.	1909	Hensley, Rick	1974-75-76				
Acker, Ab	1926-27-28	Buljan, Zvonko	2009-10	Druckle, O.C.	1909	Hill, Greg	2010-11				
Adams, Alton	1961-62	Burks, Anthony	1996-97	Duckworth, Woodrow	1938-39-40	Hill, John	1976-77				
Adams, Blak	2004-05-06-07	Burton, Bob	1948-49	Dumont, Marlon	2001-02	Hill, Tommy	1953-54-55				
Adams, Homer	1922-23-24-25	Bush, Edgar	1909	- E -							
Akridge, Matt	1994	Butler, Kevin	2009-10	Easley, Robert	1918-19-20	Hobbs, Ronald	2003-04				
Aldrich, Brandon	1992-93	Butler, Sharif	1996	Ebie, Jason	2007-08-09	Hocker, Tom	1992				
Allan, Luke	1996-97	- C -				Holcombe, Carven	1984-85-86-87				
Allaway, Larry	2000-01	Cadot, J.R.	2011	Eddleman, Red	1927	Hollie, Robert	1975-76-77				
Allen, Richard	1951-52-53	Cameron, Don	1947	Edmond, Tony	1989-90	Holt, Don	1963-64-65				
Allen, Stuart	1944	Campbell, Chris	2001	Elliott, Bill	1951	Holt, Guy	1940-41				
Allison, Richard	1933-34	Campbell, John	1950-51-52	Estill, Bill	1954-55-56	Houck, Pete	1964				
Anderson, Norman	1985-86-87	Cannady, Leonard	1940-41	Ethridge, Johnny	1950-51-52	Hough, Ken	1971				
Antee, Rich	1989-90	Cantelmi, Frank	1924-25-26-27	Eury, Roy	1928-29-30	Houston, Marc	1985				
Anthony, Myron	2000-01	Cantrill	1922-23-24-25	Evans, Aurdie	1976-78	Hoyt, Dirk	1975-76-77				
Arnold, Doug	1982-83	Carroll, Ryan	1998-99-00-01	Evans, Jess	1966-67	Hoyt, Ross	1952-53-54				
Ashley, Rick	1977	Carson, Kit	1922	- F -							
Atkins, Noble	1929-30-31	Carter, Brian	2003	Farr, Stan	1965-66-67	Hughes, Danny	1988-89				
Atkinson, Milton	1939	Cash, James	1967-68-69	Ferguson, Jim	1971-72	Hull, David	1963-64				
Atwater, Brent	1992-93	Cerina, Nikola	2010-11	Fiedler, Ken	1991	Humphreys, Eldridge	1916-17				
- B -		Chambers, Jerry	1968	Fields, Amric	2011	Hund, Jim	1978-79-80				
Baker, Jeff	1980-81-82-83	Chappell, Ellsworth	1929-31	Fitzhugh, Eddy	1973-74-75	Hurdle, John	1971-72				
Baker, Vergil	1953-54-55	Chappell, Robert	1932-33-34	Flynn, Albert	1929-30	- I -					
Ball, Buddy	1956-57	Chase, Tim	1988	Foreman, Chris	1994	Ibikunle, Femi	2004-05-06-07				
Barrett, Scott	1997	Chinweze, Chudi	2003-04-05-06	Fowler, Johnny	1961-62-63	Isaacs, Garvin	1965-66-67				
Barron, Buddy	1940-41-42	Christensen, Brian	1982-83	Frain, Bobby	1997-98	- J -					
Bates, Wendell	1978	Christey, Rodney	1965	Frazee, Don	1991	Jacobs, Jeff	1994-95-96-97				
Baugh, Sammy	1935-36-37	Chronister, Zeke	1943-44	Frevert, Larry	1925	Jacques, Rod	1986-87-88				
Bavcevic, Marin	2010-11	Clark, John	1910	Fromayan, Edwin	1978-79-80-81	Jaksic, Vladimir	1999-00				
Bentley, Jody	1991	Clayton, Archie	1963-64-65	Fromaye, Harvey	1988-89-90-91	Jeans, Marco	1994				
Bernard, Bobby	1960	Clifford, Pat	1936-37-38	- G -							
Berry, Rube	1919-20	Cobb, Jerry	1959-60-61	Gacesa, Nikola	2011	Jerrel, Broc	1948				
Best, Mac	1938-39-40	Collier, Gilbert	1981-82	Gainous, Marquise	1999-00	Johnson, Deckery	1980-81				
Betts, Johnny	1955-56	Conard, Bill	1943	Garrett, Roland	1910	Johnson, Malcolm	1997-98				
Biggers, Enoch	1944	Cooper, Aubrey	1915-16	Gaston, LeRoy	1994-95	Jones, J.R.	2000-01-02				
Billingsley, Jack	1939-40-41	Cornish, Rollie	1963-64-65	Geib, Dick	1943	Jones, Mike	1997-98				
Bishop, Melvin	1920-21-22	Council	1919	Geiger, Paul	1910-15	Jones, Ted	1974-75				
Blackmon, Floppy	1941-42-43	Cowan, Clifton	1936-37-38	George, Tom	1923-24-25-26	- K -					
Blackwell, Scott	1979-80	Cox, Norman	1945	Gibson, Merle	1945	Kapturkiewicz, Paul	1983-84				
Blair, Mike	1984	Craig, Bruce	1948-49-50	Gordon, Myron	1993-94	Kennedy, Eugene "Goo"	1971				
Blakney, Johnny	1974-75	Crawford, Kelvin	1990-91	Gossett, Carl	1976-77	Kennedy, Doug	1943				
Bledsoe, Thomas	1975-76	Cross, Puge	1920-21	Gough, Ray	1910	Kerth, Randy	1967-68-69				
Blount, Junior	2002-03	Crowe, Kevin	1976-77	Gowan, Tommy	1967-68	Kilpatrick, J. Bryan	1951-52-55				
Boddicker, Colin	2000-02	Cucinella, Nick	1980-81-82-83	Gradney, Scott	1998-99	King, Kenneth	1957-58-59				
Bond, Kendall	1944	Curtis, Aaron	2004-05	Grant, H.R.	1914	Kinzy, Hersel	1932-33-34				
Bonds, Norman	1963-64	- D -				Kirchner, H.E.	1957-58-59				
Boutelle, Jeff	1988-89	Dailey, Eric	1993-94	Graves, Junior	1992	Klinkenberg, Gus	1988-89-90				
Boyd, Doug	1969-70	Daniels, Greedy	2001	Green, Garlon	2010-11	Knight, H.G.	1909				
Boyer, Don	1965	Davenport, Derrick	2000-01	Green, Harlos	1932	Knox, Jim	1950-51-52				
Boyts, Randy	1976-77	Davis, Dennis	1995-96-97-98	Grissom, Greg	1984-85-86	Kone, Cheick	2011				
Bozeat, Bill	1973-74-75	Davis, James	2002-03	Groseclose, Robert	1939-40-41	Kreis, Wayne	1965-66-67				
Braden, Daryl	1977	Davis, Roy	1957-58-59	- H -							
Bradford, Brad	1918-19-20	Day, Jon	1999	Hackett, Brent	2005-06-07-08	Kudlaty, Frank	1946-47-48-49				
Bragg, Juan	1995	DeGrate, Simpson	1971-72	Haire, Jack	1918-19-20	Kirchner, H.E.	1957-58-59				
Brannon, Buster	1931-32-33	DeLongy, Harold	1943	Hall, Ricky	1970-71-72	Klinkenberg, Gus	1988-89-90				
Braus, G.P.	1909	Dickerson, George	1915-16-17	Harp, Jeff	1968-69-70	Knight, H.G.	1909				
Bridges, Warren	1980-81	Dickerson, Johnny	1956-57	Harris, Alonzo	1974-75	Knox, Jim	1950-51-52				
Brooks, Scott	1984	Dietzel, Ad	1931-32	Hart, Kenny	1980-81-82-83	Kreis, Wayne	1965-66-67				
Brothers, Red	1947-48	Dixon, Jamie	1984-85-86-87	Hays, Joe	1915	Kudlaty, Frank	1946-47-48-49				
Browder, Darrell	1980-81-82-83	Dolnics, Julius	1947-48-49	Haynes, Kenny	1979	- L -					
Brown, Charles	1953-54	Dougherty, Neil P.	2004-05-06-07	Hays, Spencer	1957	Lackland, Ernie	1946				
Brown, Jamal	2002-03	Douglas, Doug	1917-19-20-21	Hendricks, Bob	1946-47-48-49	Lampkin, Albert (Sonny)	1953-55				
Brown, Rosey	1972	Dowell, Lonnie	1942					Langford, Kevin	2007-08		
Brown, Vernon	1935-36									Largent, Roy	1922
Brumbelow, Lester	1929										

ALL-TIME LETTERMEN

Laster, Estell	2000
Lee	1917
Lee, Robert	1948-50
Lester, Darrell	1934
Levy, F.B.	1921
Lewis, John	1988-89
Light, Harve	1926
Lochmann, Austin	1994-95
Lomas, Jay	1989
Long, Shannon	1999
Lott, Carl	1986-87
Lovvorn, Froggie	1922-23-24-25
Luke, Cuney	1978-81-82

- M -

Mabry, Slim	1937-38
Makarwich, Carsky	1935
Mansbury, Jon	1979-80
Marion, Tim	1976-77
Markley, David	2003-04-05-06
Martin, Erik	1990
Martin, Keldred	1984
Matthews, Ray "Rags"	1926-27-28
Mayberry, Ronald	1961
McCarty, Mickey	1966-67-68
McClendon, Tim	1970-71-72
McCullough, Ray	1930-31
McDonnell, Clyde	1927-28-29
McDowell, Arnold	1977
McFadgon, Cornelius	1977
McFarland, Neill	1944
McHenry, Bob	1942-43
McKinley, Bobby	1962-63-64
McLeod, George	1950-51-52
McTyer, Thomas	1998-99-00-01
Meacham, Tommy	1958-59-60
Merriex, Bingo	2000-01-02-03
Metzger, Nick	2007-08
Meyer, L.D.	1935-36
Meyer, L.R. (Dutch)	1918-22
Minnis, Matt	1986-87
Mitchell, Mike	1990-91
Mitchell, Tracy	1984-85
Mitchem, Keion	2007-08-09-10
Monroe, Jim	1965-66
Monroe, L.A.	1940-41-42
Montigel, Bill	2011
Moore, Jentry	1993-94
Moran, Bill	1949
Morgan, Ernie	1990-91
Morones, Martiese	2007-08
Mortimer, Tom	1983-84-85-87
Moss, Ronnie	2009-10
Moton, Mark	1991-92
Moseley, Tommy	1982
Murry, Nile	2005-06
Myers, Wallace	1933-34

- N -

Nailon, Lee	1998-99
Nealy, Herb	1982
Nees, Robert	1968
Nelson, John	1915-16-17
Nickens, Mark	1979
Nippert, Derrill	1957-58-59
Nutt, Dennis	1982-83-84-85

- O -

O'Bannon, Jimmy	1955-56-57
Ogan, Cowboy	1921
Oglevie, Frank	1917
Ohlen, Henry	1952-53-54
O'Neal, Dick	1955-56-57
Ortiz, John	2008-09
Overbeck, Howard	1945-46
Owens, Neiman	2005-06-07-08
Ownby, Ralph	1945

- P -

Page, Jimmy	1956
Papa, Tony	1983-84-85-86
Parker, Alvarado	2007-08
Parker, Jimmy	1970-71-72
Parker, Randy	1985-87
Parks	1917
Parrish, Lowell	1926-28
Pascoe, LeRoy	1945-46-47
Pate, Jonny	1982-83
Pattee, Jimmy	1943
Paulk, Rebel	2000-01-02
Peebles, Pat	1963-64
Pelto, Swede	1942-43
Pennick, Tommy	1961-62
Penny, James	1995-96-97-98
Perkins, Cy	1934
Pierce, Art	2004-05-06
Pirkle, Paul	1915-16
Pope, Jerry	1960-61
Preston, David	1991
Price, Zack	2011
Prinzing, Heine	1918-19-20

- R -

Randle, Gary	1976
Ray, Jarvis	2011
Ready, Walter	1922
Reedy, Jack	1938
Reynolds, Phil	1961-62-63
Reynolds, Ted	1951-52-53
Richard, Larry	1986-87
Richards, Chris	1995-96
Risenhoover, Chris	1987-88
Roach, Walter	1935-36-37
Robbins, Tommy	1963-64
Roberson, Clyde	1930-31
Roberson, Xavier	2010
Rose, Kavon	2009
Rosick, Don	1961-62-63
Rothbart, Jody	1945
Royal, Evans	1970-71-72
Royal, Lynn	1973-74-75-76
Ruzgas, Edvinas	2009-10
Ryan, M.	1921

- S -

Saam, Byrum	1935-36
Salter, Henry	2008
Santee, Corey	2002-03-04-05
Sauer, Rich	1965-66-67
Scales, Steve	1978-79
Schmidt, Gene	1945-47-48-49
Scott, Mike	2008
Scrafford, Bruce	1935-36
Sechrist, Mike	1968-69-70

Shelburne, Peyton	1910
Shropshire, Marcus	2004-05
Sibley, Craig	1989-90
Sloan, Carey	1966-67-68
Sloan, Marcus	2002-03-04-05
Smith, C.	1918
Smith, Duane	1930
Smith, Duane N.	1956
Smith, G.	1938
Smith, Jay	1936-37-38
Smith, J.W.	1944
Smith, Nucleus	2001-02-03-04
Smith, Ray	1919
Smith, Reggie	1989-90-91-92
Smith, Steve	1971
Snodgrass, Brad	1937-38-39
Snodgrass, Roy	1937
Spearman, Blanford	1931
Sperry, Lyman	1944
Staky, Rob	2006
Steadman, Oran	1926-27-28
Stephen, Joe	1982-83
Stephens, Herb	1972-73-74
Stevenson, Ronny	1957-58-59
Stevenson, Steve	1921
Stinchcomb, Brian	1986-87
Stone, Mark	1971-72-73
Stow, Bobby	1935
Strickland, Michael	1990-91-92
Strong, Bill	1915
Stubbs, Judson	2005-06
Summers, Eric	1980
Sumner, Doc	1931-32-33
Swaim, Johnny	1951-52-53
Swanson, Bill	1968-69
Swift, Tom	1968-69
Swink, Jim	1956

- T -

Tankersley, Dennis	1939-41
Tankersley, Lawrence	1923-24
Tankersley, Ralph	1939-41
Tauscher, Luke	2008
Taylor, Allen	2006
Taylor, Billy	1956-57-58
Taylor, Delonte	1978
Taylor, Gene	1925-27
Taylor, Harry	1924-25-26-27
Taylor, John	1951-52
Taylor, Tommy	1950-51-52
Thoele, Michael	1994-95
Thomas, Albert	1991-92
Thomas, Kurt	1991-92-94-95
Thompson, Ty	1979-80
Thorns, Hank	2011
Tibbs, Terry	1979
Tolbert, Jim	1964-65-66
Tolley, Allen	1990-91-92-93
Tomlinson, Clyde	1914-15-16
Truelson, Judy	1934-35
Tucker, Delbert	1956
Tudor, David	1914-15-16-17
Tuailii, Saipele	1996-97
Turner, Gary	1964-65-66
Turner, James	1995
Turner, Tommy	1958-59
Tyler, Bobby	1958-59-60

- V -

Valsin, Corey	2002-03-04-05
Vann, Carey	1972
Vaughn, Howard	1915-16-17
Vaughn, Jack	1944
Vaught, Johnny	1931-32-33
Villarreal, Coco	1969-70-71
Vincent, Jeff	1979

- W -

Wade, E.	1909
Wade, Jerry	1963-64
Wagler, Al	1941
Waits, Byron	1993-94-95-96
Walker, Bobby	1963
Walker, Damion	1996-97
Walker, Elbert	1932-33-34
Wall, Kurt	1986-87
Wall, Ryan	2007-08
Waller, Blackie	1922
Wallin, Horace	1928-29-30
Walls, Willie	1935-36-37
Ward, Chris	1993
Wardynski, Gene	1947
Warnell, David	1960-61-62
Warren, Ray	1953-54-55
Washington, Michael	1984-85-86
Watson, Russell	1994
Wayman, Wayne	1973-74
Weeks, Nolan	1948
West, Eugene Orr Jr.	1944
White, Charles	1953-54-55
White, Gary	1974
White, John Ed	1967
Wick, Joe	1944
Williams, Bernard	1927
Williams, Don	1958-59-60
Williams, James "Snake"	1971-72
Williams, James	1993
Willis, James	1916
Wills, Todd	1987-88-89
Wilson, Derale	1999
Wineinger, Ed	1979-80
Wintermeyer, Norm	1969-70
Wiseman, Gorman	1953-54
Wittenbraker, Rick	1968-69-70
Wright, Jeff	1973-74
Wysong, Mike	1977

- Y -

Young, Bob	1946-47-48-49
Young, Lawrence	1973-74

TCU MEN'S BASKETBALL TV/RADIO ROSTER



1

JARVIS RAY
So. | G | 6-6 | 195
New Orleans, La.



2

CONNELL CROSSLAND
Jr. | F | 6-7 | 195
St. Louis, Mo.



4

AMRIC FIELDS
So. | F | 6-9 | 215
Oklahoma City, Okla.



5

KYAN ANDERSON
Fr. | G | 5-11 | 165
Fort Worth, Texas



10

HANK THORNS
Sr. | G | 5-9 | 165
Las Vegas, Nev.



11

THOMAS MONTIGEL
So. | G | 6-2 | 190
Fort Worth, Texas




13

CHEICK KONE
Jr. | C | 6-10 | 240
Bamako, Mali



21

NATE BUTLER
Jr. | G | 6-6 | 200
Dorado, Puerto Rico



23

JR CADOT
Sr. | G | 6-5 | 210
Nassau, Bahamas



24

ADRICK MCKINNEY
Jr. | F | 6-8 | 260
Fort Worth, Texas



25

CHRIS ZURCHER
So. | G | 6-0 | 165
San Antonio, Texas



31

MARIN BAVCEVIC
Sr. | G | 6-2 | 190
Split, Croatia



33

GARLON GREEN
Jr. | G/F | 6-7 | 215
Missouri City, Texas



41

CRAIG WILLIAMS
Sr. | C | 6-8 | 265
Christiansted, St. Croix, USVI



JIM CHRISTIAN
Head Coach



BILL WUCZYNSKI
Assistant Coach



REGGIE BROWN
Assistant Coach



ROB EVANS
Assistant Coach



CODY HOPKINS
Director of Operations

2011-12 TCU MEN'S BASKETBALL SCHEDULE

DAY	DATE	OPPONENT	TIME (TV)
SATURDAY	NOV. 5	CAMERON (EXH.)	7 P.M.
FRIDAY	NOV. 11	FLORIDA GULF COAST	7 P.M.
MONDAY	NOV. 14	AUSTIN COLLEGE	8 P.M.
Friday	Nov. 18	vs. Virginia @	5 p.m.
Saturday/Sunday	Nov. 19/20	vs. Drexel or Norfolk State #	TBA
Monday	Nov. 21	vs. TBA @	TBA
Saturday	Nov. 26	at Houston	7 p.m.
WEDNESDAY	NOV. 30	LAMAR	7 P.M.
Saturday	Dec. 3	at Evansville @	7 p.m.
TUESDAY	DEC. 6	TEXAS TECH	6 P.M. (CBSSN)
SATURDAY	DEC. 10	NEBRASKA	7 P.M. (MTN.)
Monday	Dec. 19	at USC	9:30 p.m.
THURSDAY	DEC. 22	GRAMBLING STATE	7 P.M.
SATURDAY	DEC. 31	TULSA	6 P.M. (CBSSN)
WEDNESDAY	JAN. 4	RICE	7 P.M.
WEDNESDAY	JAN. 11	TEXAS PAN AMERICAN	7 P.M.
Saturday	Jan. 14	at Colorado State *	8 p.m. (Mtn.)
Wednesday	Jan. 18	at UNLV *	9:30 p.m. (Mtn.)
SATURDAY	JAN. 21	BOISE STATE *	2:30 P.M. (MTN.)
WEDNESDAY	JAN. 25	AIR FORCE *	8:30 P.M. (MTN.)
Saturday	Jan. 28	at New Mexico *	5 p.m. (Mtn.)
WEDNESDAY	FEB. 1	WYOMING *	7 P.M. (MTN.)
Saturday	Feb. 4	at San Diego State *	9 p.m. (Mtn.)
Wednesday	Feb. 8	at SMU	7 p.m.
SATURDAY	FEB. 11	COLORADO STATE *	7:30 P.M. (MTN.)
TUESDAY	FEB. 14	UNLV *	6:30 P.M. (MTN.)
Saturday	Feb. 18	at Boise State *	3 p.m. (Mtn.)
Wednesday	Feb. 22	at Air Force *	7 p.m. (Mtn.)
SATURDAY	FEB. 25	NEW MEXICO *	6 P.M. (MTN.)
Tuesday	Feb. 28	at Wyoming *	8:30 p.m. (Mtn.)
SATURDAY	MARCH 3	SAN DIEGO STATE *	6 P.M. (MTN.)
Thursday-Saturday	March 8-10	MW Championship	TBA

All times central

Home games at Daniel-Meyer Coliseum in BOLD CAPS

@ - Paradise Jam (U.S. Virgin Islands, St. Thomas Island)

* - MVC-MWC Challenge

^ - Mountain West game

1 JARVIS RAY
Sophomore • Guard

4 AMRIC FIELDS
Sophomore • Forward

13 CHEICK KONE
Junior • Center

31 MARIN BAVCEVIC
Senior • Guard

11 THOMAS MONTIGEL
Sophomore • Guard