

2010 XAVIER UNIVERSITY POSTSEASON BASKETBALL

5 STRAIGHT NCAA TOURNAMENTS • 9 OF THE LAST 10 NCAA TOURNAMENTS



Xavier University Musketeers (26-9, 14-2 Atlantic 10 Conference)
One Of Only Two Teams In The Sweet 16 Each Of The Last Three Years
Fifth Straight NCAA Tournament And Ninth in 10 Years
Four Straight Atlantic 10 Conference Regular Season Championships

2009-10 SCHEDULE/RESULTS (26-9, 14-2 ATLANTIC 10)

Date	Opponent	TV	Time/Result
NOVEMBER			
Fri. 13	Youngstown State	FS Ohio	W 83-57
Tue. 17	Bowling Green	FS Ohio	W 101-57
Sat. 21	Sacred Heart		W 105-65
Thu. 26	Marquette *	ESPN2	L 71-61
Fri. 27	Creighton *	ESPNU	W 80-67
Sun. 29	Baylor *	ESPNU	L 69-64
DECEMBER			
Fri. 4	Kent State	FS Ohio	W 77-61
Tues. 8	at Kansas State	ESPNU	L 71-56
Sun. 13	No. 19 Cincinnati	ESPNU	W 83-79 2OT
Sat. 19	at No. 21 Butler	ESPN2	L 69-68
Wed. 23	Miami (Ohio)	FS Ohio	W 70-67
Tues. 29	LSU	ESPNU	W 89-65
JANUARY			
Sun. 3	at Wake Forest	FSN	L 96-92 2OT
Thurs. 7	at La Salle (A-10)	CBS College	W 68-62
Sun. 10	at George Washington (A-10)	FS Ohio#	W 76-69
Wed. 13	Charlotte (A-10)	FS Ohio	W 86-74
Sat. 16	Dayton (A-10)	ESPN2	W 78-74
Wed. 20	at No. 16 Temple (A-10)	FS Ohio#	L 77-72
Sat. 23	Rhode Island (A-10)	FS Ohio#	W 72-61
Thurs. 28	Duquesne (A-10)	CBS College	W 86-50
Sun. 31	Fordham (A-10)	FS Ohio	W 108-60
FEBRUARY			
Wed. 3	at Massachusetts (A-10)	FS Ohio#	W 87-79
Sat. 6	at Dayton (A-10)	ESPN2	L 90-65
Sat. 13	at Florida	ESPN	W 76-64
Wed. 17	Saint Joseph's (A-10)	FS Ohio	W 88-52
Sat. 20	at Charlotte (A-10)	FS Ohio#	W 81-67
Wed. 24	at Saint Louis (A-10)	FS Ohio	W 73-71
Sun. 28	No. 23 Richmond (A-10)	ESPN2	W 78-76 2OT
MARCH			
Wed. 3	at Fordham (A-10)	FS Ohio	W 82-56
Sat. 6	St. Bonaventure (A-10)	FS Ohio	W 93-72
Fri. 12	Dayton %	FS Ohio#	W 78-73
Sat. 13	Richmond %	CBS College	L 89-85 OT
Fri., 19	Minnesota \$	CBS	W 65-54
Sun., 21	No. 18 Pittsburgh \$	CBS	W 71-68
Thu., 25	No. 7 Kansas State +	CBS	L 101-96 2OT
A-10 - Atlantic 10 Conference regular season game			
% - A-10 Tourn. (Atlantic City, N.J.)			
* - Old Spice Classic (Walt Disney World Resort in Lake Buena Vista, Fla.)			
# - CBS College Sports-produced regional broadcast			
\$ - NCAA Tournament First & Second Rounds (Milwaukee, Wisc.)			
+ - NCAA Tournament West Regional (Salt Lake City, Utah)			

• Xavier and Michigan State are the only teams in all of NCAA Division I that have made the Sweet 16 in each of the last three NCAA Tournaments. No. 6 seed Xavier defeated No. 11 seed Minnesota 65-54 in NCAA First Round action and No. 3 seed Pittsburgh 71-68 in NCAA Second Round action to advance to the Sweet 16 before losing 101-96 in double overtime to No. 2 seed Kansas State in the Regional Semifinals.

• Xavier made its fifth straight NCAA Tournament appearance and its ninth in the last 10 years, including the NCAA Sweet 16 in 2010 and 2009 and NCAA Elite Eight appearances in 2008 and 2004.

• Xavier is one of only 12 schools that have made five straight NCAA Tournament appearances, including 2010: Duke, Gonzaga, Kansas, Marquette, Michigan State, Pittsburgh, Tennessee, Texas, Texas A&M, Villanova, Wisconsin and **Xavier**.

• Xavier, 26-9, has won 25 games or more in four straight seasons. In fact, XU has won 108 games over the last four years combined (an average of 27 wins per season).

• Xavier's 26 wins are tied for the fourth-highest single season win total in school history. The school record of 30 wins was set back in the 2007-08 season.

• Xavier, 26-9 overall, won 10 of its last 12 games. XU secured its fifth straight 20-win season and its 13th 20-win season in 14 years.

• Xavier was ranked 14th in the final post-tournament ESPN/USA Today Coaches Poll. XU was 25th in the final Associated Press Poll, the third straight year that the Musketeers have been ranked in the final AP Poll.

• Xavier has won at least a share of four straight Atlantic 10 Conference Regular Season Championships. XU, 14-2 in the A-10, tied Temple for the top spot in 2010.

• Xavier sophomore **Jordan Crawford** led the Atlantic 10 in scoring at 20.5 ppg., including 29.0 ppg. for XU's three NCAA Tournament games. For his efforts, Crawford was named to the five-member All-West Region Team.

• Xavier's **Jordan Crawford**, a First Team All-Atlantic 10 Conference selection by the A-10 coaches, was named as a *Sporting News* Third Team All-American and the Atlantic 10 Conference Player of the Year by *Sporting News* and *foxsports.com*.

• Xavier's **Jordan Crawford** scored more points (718) in the 2009-10 season than any sophomore in Xavier history, including a career-high 32 in the NCAA West Region Semifinal against Kansas State and 30 at Wake Forest. It is the fourth-highest single season scoring total for any XU player in school history. He has scored over 1,000 points for his collegiate career, 1,009 including his 291 as an Indiana freshman.

• Xavier's lone senior, **Jason Love**, was named Second Team All-Atlantic 10 by *Sporting News* and Third Team All-Atlantic 10 by the A-10 coaches. Love led the team in rebounding at 8.7 rpg. (fourth in A-10) and was third in scoring at 11.8 ppg. Love has been a part of three XU school records on XU teams over the past four years: most wins in a career (108), most NCAA wins (8) and most NCAA Tournament games (12).

• Xavier's **Jason Love** finished his career with 734 career rebounds, which ranks 12th in Xavier history. Love also finished high on the all-time career blocks list with 127 career blocks, which ranks tied for fourth in Xavier history with long-time NBA standout **Brian Grant** (1990-94). Love's 126 career games ranks tied for eighth place all-time.

• Xavier sophomore **Terrell Holloway** finished second on the team in scoring (12.1 ppg.) and led the team in assists (3.9 apg.), including a 26-point, six-assist game against Kansas State in the NCAA Tournament West Region Semifinals.

• Xavier led the Atlantic 10 in scoring offense (79.8 ppg.), scoring margin (+10.3 ppg.) and three-point field goal percentage (.377).

• Xavier first-year head coach **Chris Mack** became the first XU head coach to guide a team to the Sweet 16 in his first or second season. Mack tied the school record for the most wins ever by an XU rookie head coach (26).

• Xavier first-year head coach **Chris Mack**, 26-9, was the winningest first-year head coach in Division I and the only rookie head coach to lead his team into the 2010 NCAA Tournament field. He was named *Basketball Times* Rookie Coach of the Year.

GO XAVIER.COM



2010 XAVIER UNIVERSITY POSTSEASON BASKETBALL

2004 & 2008 NCAA ELITE EIGHT • 2009 & 2010 NCAA SWEET 16



Xavier Has Enjoyed Sweet Success:

Xavier and Michigan State are the only teams in all of NCAA Division I that have made the Sweet 16 in each of the last three NCAA Tournaments. The 2010 NCAA Tournament marked the fifth time that Xavier had made it as far as the NCAA Tournament Sweet 16, including 1990, 2004, 2008, 2009 and 2010. The Musketeers went on and advanced to the Elite Eight in 2004 and 2008.

Xavier Recorded Another 25-Win Season:

Xavier, 26-9, has won 25 games or more in four straight seasons and seven of the last nine seasons. In fact, XU has won 108 games over the last four years combined, which is an average of 27 wins per season.

One Of The Top Seasons In School History:

Xavier's 26 wins tied for the fourth-highest season win total in school history. XU also won 26 games in the 2003-04, 2002-03, 2001-02 and 1987-88 seasons. The top three win totals belong to the teams in 2007-08 (school record 30 wins), 1989-90 (28) and 2008-09 (27).

Xavier's All-Time NCAA History: Xavier, which made its 21st all-time appearance in the NCAA Tournament, is 19-21 overall. Its best finishes were the 2008 and 2004 Elite Eight runs and the 1990, 2009 and 2010 Sweet 16 runs. Xavier's first NCAA appearance was in 1961, although XU didn't return again until 1983. XU was 1-6 in the NCAA Tournament prior to 1990 but is 18-15 from 1990-present.

Postseason Tradition: Xavier made its fifth straight NCAA Tournament appearance and its ninth NCAA Tournament appearance in the last 10 years, including the Sweet 16 in 2009 and 2010, the 2008 and 2004 Elite Eight runs and the NCAA Second Round in 2002, 2003 and 2007. The postseason tradition goes back further, especially over the past quarter of a century plus. XU made its 24th appearance in postseason play (NCAA or NIT) over the last 28 years, including its 20th NCAA Tournament in 28 seasons.

Five Straight NCAA Tournaments Puts Xavier Among A Select Dozen:

Xavier is one of only 12 schools that have made five straight NCAA Tournament appearances, including 2010: Duke, Gonzaga, Kansas, Marquette, Michigan State, Pittsburgh, Tennessee, Texas, Texas A&M, Villanova, Wisconsin and **Xavier**.

11th At-Large: This was the 11th time that Xavier has secured an at-large berth in the NCAA Tournament, including 2010, 2009, 2008, 2007, 2003, 2001, 1997, 1995, 1993, 1990 and 1961. Xavier has

earned 10 automatic berths by winning its conference tournament, including four through the Atlantic 10 (2006, 2004, 2002 and 1998) and six through the MCC (1991, 1989, 1988, 1987, 1986 and 1983).

Win And Advance: Xavier has advanced to at least the second round 12 times in its history, including the last four seasons and seven of the last eight appearances. The list of years that XU has advanced includes 2010, 2009, 2008, 2007, 2004,

2003, 2002, 1997, 1993, 1991, 1990 and 1987. Only seven schools have reached at least the second round in each of the last four NCAA Tournaments, including 2010: **Xavier**, Kansas, Michigan State, Pittsburgh, Purdue, Texas A&M and Wisconsin.

One Xavier Streak Came To An End...

Others Still Alive: Xavier had its season-high eight-game winning streak snapped on March 13 by an 89-85 overtime loss to Richmond in the Atlantic 10 Championship Semifinals. Some other streaks are still alive, including five straight NCAA Tournament appearances and three straight Sweet 16 appearances. XU has won 24 straight home games at Cintas Center and won 32 straight Atlantic 10 home games.

Rookie NCAA Tournament Success

Story: Xavier first-year head coach **Chris Mack**, 26-9, was the winningest first-year head coach in Division I and the only rookie head coach in the 2010 NCAA Tournament field. Mack is the first Xavier head coach to guide XU to the Sweet 16 in either his first or second season. Mack led Xavier to a 20-win season, the first time in school history that a coach has led a team to 20 wins without at least two seniors on the roster. In addition, he accomplished that feat with no returning double-figure scorers from the previous season.

More Rookie Notes: First-year head coach **Chris Mack** won 26 games, tying him for the best total ever for a Xavier rookie head coach, an even more impressive record when you consider XU played arguably its toughest schedule ever. **Thad Matta** shares the XU rookie record with 26 wins (26-6 in the 2001-02 season with three seniors and junior star **David West** leading the way).

20-20 Vision...Young Team Made History With 20 Wins:

Xavier, 26-9, secured its fifth straight 20-win season and its 13th 20-win season in 14 years. Xavier has now recorded 25 20-win seasons in school history. **Jason Love** was the only senior on the 2010 team. Why is that significant? The 2009-10 season marked the first time in school history that Xavier had won 20 or more games with fewer than two seniors. Prior to the 2009-10

season, the previous eight times Xavier had reached 20 wins there had been at least three seniors on the roster.

For The Record (Xavier): No. 6 seed Xavier, 26-9 overall, lost to No. 2 seed Kansas State in double overtime in the NCAA Tournament West Region Semifinals in Salt Lake City, Utah. Xavier defeated No. 3 seed Pittsburgh and No. 11 seed Minnesota to reach the Sweet 16 for the third straight year.

High Ranking In The Final ESPN/USA Today Coaches Poll:

Xavier was ranked 14th in the final post-tournament ESPN/USA Today Coaches Poll, the first time in school history that XU has been in the final poll three years in a row.

Xavier Was Also In The Final AP Poll

For The Third Straight Year: Xavier finished No. 25 in the Final Associated Press Poll. This was XU's third straight year in the final AP Poll, the first time in school history that XU has been in the final AP Poll three years in a row.

Crawford Is An All-American And All-District Selection:

Sophomore **Jordan Crawford** was named as a Third Team All-American by *Sporting News*, the only A-10 player listed on *SN's* five All-American teams (five members on each team for a total of 25 honorees). Crawford is the first Xavier player to make one of the top three teams on a major All-American listing since 2003 National Player of the Year **David West**. Crawford is the first XU player to ever earn such a prestigious honor as a freshman or sophomore. For the record, West (2001) and **Byron Larkin** (1986) were AP Honorable Mention All-Americans as sophomores. In addition to the *Sporting News* All-American honor, Crawford was named to the USBWA (United States Basketball Writers Associations) All-District V Team, which covers Ohio, Indiana, Illinois, Michigan, Minnesota and Wisconsin. Crawford was also named to the NABC (National Association of Basketball Coaches) All-District 4 First Team.

Crawford Is A Leader: Sophomore **Jordan Crawford** led the Atlantic 10 Conference in scoring at 20.5 ppg., including 29.0 ppg. for XU's three NCAA Tournament games. For his efforts, Crawford was named to the five-member All-West Region Team. Crawford scored a career-high 32 points in the double-overtime thriller against Kansas State, 28 points against Minnesota in the NCAA First Round and 27 points in the NCAA Second Round against Pittsburgh. Crawford was ranked 21st in the nation in scoring, including 20 points in the Dayton win on March 12 and a game-high 26 points at Saint Louis



2010 XAVIER UNIVERSITY POSTSEASON BASKETBALL

5 STRAIGHT NCAA TOURNAMENTS • 9 OF THE LAST 10 NCAA TOURNAMENTS

on Feb. 24. Crawford had 23 points on 7-of-11 shooting from the field and 9-of-9 shooting from the free-throw line against Fordham on Jan. 31 and 25 points on Feb. 3 at UMass. Crawford, who had a 30-point game at Wake Forest on Jan. 3, contributed 4.7 rpg. (third on the team) and 2.9 apg. (second on the team). All three of those categories got a boost against Rhode Island on Jan. 23 as Crawford scored a game-high 21 points to go with a collegiate career-high 12 rebounds and a Xavier career-high six assists. Crawford was sixth in the A-10 in three-point shooting percentage at 39.1 percent (79-of-202) and sixth in free-throw percentage at 77.3 percent (119-of-154).

Consistent Scoring Threat: Sophomore **Jordan Crawford** was Xavier's leading scorer in 25 of XU's 35 games. He scored in double figures in 31 straight games and 34 of XU's 35 games. He had 20 points or more 20 times, including six straight games and 12 of the last 15 games.

Scoring Leadership At A Higher Level: Sophomore **Jordan Crawford** led Xavier and the entire Atlantic 10 Conference in scoring at 20.5 ppg. To put the numbers in perspective, Xavier had not had a leading scorer average 17 ppg. or more since National Player of the Year **David West** scored 20.1 ppg. as a senior in the 2002-03 season. Xavier had only one previous conference scoring champion in school history as then-sophomore **Byron Larkin** led the Midwestern Collegiate Conference (now Horizon League) in scoring at 21.8 ppg. in the 1985-86 season.

Crawford Earned Atlantic 10 Honors: Sophomore **Jordan Crawford**, who was named First Team All-Atlantic 10 Conference by the A-10 coaches and A-10 Player of the Year by *Sporting News* and *foxsports.com*, earned Atlantic 10 Conference Player of the Week honors three times, including for the week ending Feb. 27. Crawford scored a game-high 26 points in Xavier's win at Saint Louis on Feb. 24 to go with five rebounds; he scored 17 of his 26 points in the second half as he helped XU erase a six-point halftime deficit and record the win. The second time he won the award Crawford averaged 26 points, 6 rebounds, 4 assists and 2.5 steals in two games for the week ending Jan. 9. Crawford scored a career-high 30 points in the double overtime loss at Wake Forest on Jan. 3. He followed that up with 22 points in XU's Atlantic 10 opener on Jan. 7 at La Salle, including seven of XU's 12 points in the decisive final four minutes of action. Crawford also earned Atlantic 10 Conference Player of the Week honors for the week of Nov. 15-21. Crawford averaged 25.0 points, 4.5 rebounds, 4.0 assists, 2.0

steals and had no turnovers in the wins that week over Bowling Green and Sacred Heart, while shooting 69.0 percent from the field.

Love Also Earned Atlantic 10 Honors: Senior **Jason Love**, who was named Third Team All-Atlantic 10 Conference by the A-10 coaches and Second Team All-Atlantic 10 by *Sporting News*, was named Atlantic 10 Conference Co-Player of the Week for the week ending Feb. 13 after scoring 20 points, hitting 9-of-12 from the field, and grabbing 10 rebounds in the win on Feb. 13 at Florida.

Love For Xavier's Lone Senior: Xavier's lone senior, **Jason Love**, contributed 14 points, eight rebounds and two blocks to the NCAA Second Round victory over Pittsburgh and 11 points and 15 rebounds in the Regional Semifinal against Kansas State. Love recorded a 16-point, nine-rebound game in the win over Richmond on Feb. 28. Love posted a career-high tying 21 points to go with nine rebounds at Saint Louis on Feb. 24, an effort that included 15 points and five rebounds in the second half. Love recorded nine double-doubles in his senior season, including the Kansas State game and a 17-point, 10-rebound game in the March 12th win against Dayton. He recorded a 20-point, 10-rebound game at Florida on Feb. 13 and a 19-point, 13-rebound game at George Washington on Jan. 10 that included 12 points and 12 rebounds in the second half alone. Love had a career-high 21 points on 9-of-11 shooting from the field, a career-high and Old Spice Classic tournament record 19 rebounds and a career-high tying five blocks against Marquette on Nov. 26. Love had 16 points, hitting all six of his shots from the field, to go with seven rebounds at Temple on Jan. 20 and 17 points on 8-of-9 shooting from the field to go with nine rebounds against Duquesne on Jan. 28. **Love led the team in rebounding at 8.7 rpg. (fourth in the A-10 Conference), including career-high tying 19-rebound games against Cincinnati and Marquette and the 15 rebounds in his final game against Kansas State.** Love also led the team in blocks at 1.4 bpg. (tied for ninth in the Atlantic 10 Conference), including a career-high six blocks against Dayton on Jan. 16 and a five-block game against Cincinnati on Dec. 13. Love scored 11.8 ppg., which was third on the team.

Love Is Xavier's All-Time Winningest Player: Senior **Jason Love** held a 108-33 (.766) record during his Xavier career. His 108 wins broke the school record of 103 set by 2009 graduate **B.J. Raymond**. Xavier recorded a 103-35 record (.746) during Raymond's career. Love also was

a part of teams that won eight NCAA Tournament games, which is also a school record for a player.

Love Made His Mark On The School Record Books: In addition to his winning records, senior **Jason Love** finished with 734 career rebounds, which ranks 12th in Xavier history. Love had 127 career blocks, which ranks tied for fourth in Xavier history with long-time NBA standout **Brian Grant** (fourth with 127 from 1990-94). Love's 126 career games played ties him for eighth place all-time.

Love Was Xavier's Board Chairman: Senior **Jason Love** did his part on the boards and led Xavier in rebounding at 8.7 rpg. (fourth in the Atlantic 10 Conference), including his career-high tying 19-rebound game against Cincinnati on Dec. 13, an effort that matched his 19-rebound game against Marquette on Nov. 26. Love grabbed 15 rebounds in Xavier's NCAA game versus Kansas State on March 25. Junior **Jamel McLean** was second on the team in rebounding at 7.5 rpg., which was seventh in the Atlantic 10 Conference, including his career-high 14-rebound game against Minnesota in XU's NCAA First Round win. McLean had 13-rebound games against Marquette on Feb. 28, at Florida on Feb. 13 and against Sacred Heart on Nov. 21. McLean had a double-double with 14 points and 11 rebounds at Charlotte on Feb. 20. McLean also had a double-double with 14 points and 11 rebounds at UMass on Feb. 3. McLean had back-to-back double-doubles with a career-high 21 points and 10 rebounds at Wake Forest on Jan. 3 and 10 points and 10 rebounds against LSU on Dec. 29. Sophomore **Jordan Crawford** was third on the team in rebounding at 4.7 rpg., including his career-high 12-rebound game against Rhode Island on Jan. 23 and his game-high eight rebounds against Richmond on March 13. Sophomore **Kenny Frease**, who was fourth on the team in rebounding at 4.3 rpg., recorded back-to-back double-figure and career-high rebounding efforts against Miami (11) on Dec. 23 and LSU (12) on Dec. 29 and had a career-high tying 12 rebounds against Duquesne on Jan. 28.

McLean The Glass And Score: Junior **Jamel McLean** had a game-high 16 points and eight rebounds at Fordham on March 3 and followed that up with 15 points and nine rebounds in the regular season finale on March 6 against St. Bonaventure. McLean, who grabbed a career-high 14 rebounds in the NCAA First Round win over Minnesota, was second on the team in rebounding at 7.5 rpg. (seventh in the Atlantic 10). McLean recorded 13-rebound games versus Richmond on



2010 XAVIER UNIVERSITY POSTSEASON BASKETBALL

2004 & 2008 NCAA ELITE EIGHT • 2009 & 2010 NCAA SWEET 16



Feb. 28, at Florida on Feb. 13 and versus Sacred Heart on Nov. 21. McLean had four double-doubles this past season, including 14 points and 11 rebounds at Charlotte on Feb. 20. He grabbed a game-high 11 rebounds to go with 14 points in his double-double effort at UMass on Feb. 3. McLean had back-to-back double-doubles with a career-high 21 points and 10 rebounds at Wake Forest on Jan. 3 and 10 points and 10 rebounds against LSU on Dec. 29. Earlier in the 2009-10 season, he contributed a then career-high 17 points to go with five rebounds against Baylor. McLean made his first XU starts in the first nine games, came off the bench 10 straight games before returning to the starting lineup for each of the last 16 games.

No Passing Fancy For Holloway: Sophomore **Terrell Holloway**, who dished off a career-high 10 assists on Jan. 31 against Fordham and March 6 against St. Bonaventure, had eight assists at La Salle on Jan. 7. He led Xavier in assists at 3.9 per game (sixth in the Atlantic 10). Holloway was second on the team in scoring at 12.1 ppg., including his 26-point, six-assist game against Kansas State in the NCAA Tournament. Holloway had a game-high 22 points in the March 12th win over Dayton and his game-high 24-point game in the win over Richmond on Feb. 28 that included 11 big points in the two overtime periods. He had a 2.00-to-1.00 assist-to-turnover ratio, which ranked sixth in the A-10. That's a significant improvement from Holloway's 1.13-to-1.00 assist-to-turnover as a freshman.

Holloway Was A Leader At The Free-Throw Line: Sophomore **Terrell Holloway** led the entire Atlantic 10 in free throw shooting at 84.6 percent (154-of-182), including a 5-of-5 in the NCAA Second Round win over Pitt. He had an 11-of-11 game against Cincinnati, a 9-of-9 game against LSU and 13-of-14 games against Dayton and at George Washington during the regular season.

Holloway Gets "Tu" The Point: Sophomore **Terrell (a.k.a. "Tu") Holloway**, who started every game this past season at point guard, dished off career-high 10 assists versus Fordham on Jan. 31 and March 6 against St. Bonaventure at Cintas Center, seven assists with only one turnover against Duquesne on Jan. 28 and eight assists in the win at La Salle on Jan. 7. Holloway had a great game on both ends of the court in the win over LSU with 20 points, six assists, three rebounds and three steals with no turnovers. He was the star of the Cincinnati win on Dec. 13, hitting all 11 of his free throws as part of a career-high 26-point game to go with four assists.

Starting Something With Jackson: Junior **Danté Jackson** has started 56 games in his Xavier career, including 33 of the 35 games in the 2009-10 season. Jackson, who scored 11 points in the NCAA Tournament against Kansas State, hit a couple of big second half three-pointers against Minnesota and hit three more big treys in the Pitt win. Jackson was third in the Atlantic 10 Conference in three-point field goal percentage at 40.1 percent (57-of-142). Jackson tied his career high for rebounding with eight against Saint Joseph's on Feb. 17 to go with five assists. He scored a career-high 19 points in the win over Dayton on Jan. 16, while being voted the Blackburn/McCafferty MVP by the media.

Frease Warning At Xavier: Sophomore **Kenny Frease**, who scored 12 points on 4-of-5 shooting from the field at Florida on Feb. 13, followed that up with a nine-rebound game against Saint Joseph's on Feb. 17. Frease recorded the first double-double of his career in the win over Duquesne on Jan. 28, coming off the bench to score 13 points and grab a career-high tying 12 rebounds. He came off the bench again a couple days later to score 14 points on 7-of-10 shooting from the field to go with eight rebounds against Fordham on Jan. 31. Prior to the Duquesne game, Frease had started eight straight games. In his first start against LSU on Dec. 29, he collected a career-high 12 rebounds. It marked his second straight game with a career high, having grabbed 11 rebounds versus Miami (Ohio) on Dec. 23. Frease was fourth on the team in rebounding at 4.3 rpg. in 16.3 minutes per game.

Lyons Roaring: Redshirt freshman **Mark Lyons** contributed 10 points, six rebounds and three steals to the Richmond win on Feb. 28 and added 13 more points in the Richmond game in the A-10 Tournament on March 13. Lyons scored a career-high 19 points in the win over Saint Joseph's on Feb. 17, while hitting 6-of-7 from the field, including 4-of-4 from three-point territory. Lyons suffered a severe bone bruise in his left knee during the game at Wake Forest on Jan. 3 and missed each of Xavier's first three Atlantic 10 games. Lyons, who made his first collegiate starts in the five games prior to his injury, was fourth on the team in assists at 2.1 per game for the season. In addition, Lyons scored in double figures in 13 games as a Musketeer freshman, including 12 points against LSU on Dec. 29 and 10 points to go with three assists vs. St. Bonaventure. He was fifth on the team in scoring at 7.8 ppg.

Freshman Earned Atlantic 10 Honors: Freshman **Mark Lyons** was named Atlantic 10 Conference Co-Rookie of the Week

for the week ending Dec. 26. Lyons scored a then career-high 13 points, hitting 5-of-7 shots from the field, to go with four assists in the win over Miami (Ohio) on Dec. 23.

The Nation's Second-Ranked Shooter Was Slowed By Injury: Sophomore **Brad Redford**, who was ranked by FOX-Sports.com as the second-best shooter in the nation heading into the 2009-10 season, had a left hip injury that limited his action late in the 2009-10 season. Redford contributed five points in nine minutes against Pittsburgh in the NCAA Second Round. Redford hit 4-of-5 from three-point territory in the regular season meeting at Kansas State on Dec. 8 on his way to scoring a career-high 16 points. Redford, who hit four three-pointers in a game three times as a sophomore, was second in the Atlantic 10 Conference in three-point field goal percentage at 42.5 percent (48-of-113). Redford led the entire Atlantic 10 in three-point percentage as a freshman with a school-record 46.5 percent (53-of-114). For his career, 101 of Redford's 108 field goals have been three-pointers, including 48 of his 52 field goals this season.

A Regular On Television: Xavier had 34 of its 35 games televised in the 2009-10 season. In the 2008-09 season, all 35 of XU's regular season and postseason games were televised.

Xavier Was Offensive: Xavier led the Atlantic 10 Conference and was 10th in the nation in scoring offense at 79.8 ppg. XU also led the Atlantic 10 Conference in scoring margin (18th in the nation at +10.3 ppg.), was second in field goal percentage (.462) and first in three-point field goal percentage (.377).

Xavier Got It Done Behind The Arc: Xavier led the Atlantic 10 in three-point field goal percentage for all games (.377). Xavier's three-point field goal percentage defense for all games (.298) was third in the league and 15th in the nation, while its impressive three-point field goal percentage defense for A-10 regular season games (.259) was first in the A-10.

Xavier Went Deep: Xavier led the Atlantic 10 Conference and was 40th in the nation in three-point field goal percentage at 37.7 percent (250-of-664). Sophomore **Brad Redford** was second in the Atlantic 10 at 42.5 percent (48-of-113). Junior **Danté Jackson** was third at 40.1 percent (57-of-142). Sophomore **Jordan Crawford** was sixth at 39.1 percent (79-of-202).

If It's Free It's For Me...Steady Improvement: Xavier was ranked second in the Atlantic 10 Conference in free throw



2010 XAVIER UNIVERSITY POSTSEASON BASKETBALL

5 STRAIGHT NCAA TOURNAMENTS • 9 OF THE LAST 10 NCAA TOURNAMENTS



shooting for all games at 71.1 percent. One player that showed improvement was junior **Jamel McLean**, who shot 61.4 percent (94-of-153) from the free throw line this season after shooting just 46.5 percent (33-of-71) as a sophomore. For the season, sophomore **Terrell Holloway** led the entire Atlantic 10 at 84.6 percent (154-of-182). Fellow sophomore **Jordan Crawford** was sixth in the Atlantic 10 at 77.3 percent (119-of-154).

Block Party: Xavier swatted a season-high 11 shots against Cincinnati on Dec. 13 and had 10 more in the win over Dayton on Jan. 16. Senior **Jason Love** led the team at 1.4 bpg. (tied for ninth in the Atlantic 10), including a career-high six blocks against Dayton and five blocks against Cincinnati and Marquette.

Shooting 50 Percent Is A Winning Sign: Xavier shot over 50 percent in 14 games in the 2009-10 season. XU shot 64.8 percent against Bowling Green on Nov. 17 and 54.7 percent at Butler on Dec. 19. **XU has won 59 of its last 60 games when it has shot 50 percent or better.** Prior to the Butler game, XU had won 51 straight games when it had shot at least 50 percent from the field. Prior to Dec. 19, XU's last loss when it shot at least 50 percent from the field was an 81-79 loss at Temple (1-25-06) despite 57.7 percent shooting.

70 Is A Key Number: Xavier was 24-3 in the 2009-10 season when its scored at least 70 points. On the defensive side, Xavier was 18-2 when it held the opponent under 70 points.

Working Overtime: Xavier was 2-3 in the 2009-10 season in overtime games, including 1-1 in a pair of overtime tilts against Richmond. Richmond beat Xavier 89-85 in overtime on March 13 in the semifinals of the Atlantic 10 Championship and Xavier beat Richmond 78-76 in double overtime on Feb. 28. XU lost to Kansas State 101-96 in double overtime in the NCAA Tournament West Region Semifinals, marking the school record fourth time in a season that Xavier had played a double overtime game. XU lost at Wake Forest 96-92 on Jan. 3 and defeated Cincinnati 83-79 on Dec. 13 in its other two double overtime tilts.

Xavier Saved Its Top Rally Of The Season For The A-10 Tournament: The 78-73 win over Dayton in the March 12 quarterfinals of the Atlantic 10 Championship was a hard-fought win. Xavier had to rally from a 15-point second-half deficit, 61-46 with 10:37 left, to secure the win over Dayton. The largest deficit Xavier had previously overcome in the 2009-10

season was an 11-point deficit at George Washington with 9:31 left in the game on Jan. 10 in a 76-69 XU win.

On The Road: Xavier was 7-5 on opponent home courts in the 2009-10 season. The Musketeers were much better on the road as the season progressed. XU won four straight road games and seven of its last nine on the road, including wins at Florida on Feb. 13, at Charlotte on Feb. 20 and at Saint Louis on Feb. 24.

Challenging History: Xavier won its fourth straight Atlantic 10 Conference Regular Season Championship, a feat that only UMass has accomplished in A-10 history. UMass won five straight regular season titles from 1992-96.

An Atlantic 10 Success Story.: Xavier, 14-2 and Co-Champs with Temple in the Atlantic 10 Conference, has won outright or shared eight Atlantic 10 Conference Regular Season Championships since joining the league for the 1995-96 season, including each of the last four seasons. Xavier's impressive Atlantic 10 history includes four straight A-10 Regular Season Championships (Co-Champs in 2010, 2009, 2008 and Co-Champs in 2007), sole possession of three A-10 West Division Championships (1997 and back-to-back in 2002 and 2003), one A-10 West Co-Championship (1998) and four A-10 Tourney Championships (2006, 2004, 2002 and 1998). Xavier began competition in the A-10 in the 1995-96 season after 16 years as a member of the Midwestern Collegiate Conference (now Horizon League).

Xavier is a combined 53-11 (.828) in A-10 regular season play since 2007, including 32-0 at home and 21-11 (.656) on the road.

Xavier And Temple Lead The Atlantic 10 In All-Time Winning Percentage: Xavier's all-time A-10 regular season winning percentage (175-65 for 72.9 percent) is second only to Temple (73.5 percent) among current A-10 members. In fact, all other current A-10 teams are well below 60 percent all-time winning percentage in A-10 regular season play.

Atlantic 10 Home Win Streak: Xavier has a 32-game home court winning streak in A-10 play, which is the second-longest in league history. XU was 8-0 at home in A-10 play in the 2007, 2008 and 2009 seasons and again in the 2010 season. XU's last home A-10 loss came to Saint Joseph's, 69-58, in the 2005-06 home finale (2-28-06). Temple holds the A-10 record with 34 consecutive home wins in A-10 play (Dec. 10, 1987 to Feb. 19, 1991).

Home Sweet Home: Xavier, which has completed 10 seasons at Cintas Center, finished the 2009-10 season with a perfect record (15-0) for the first season in the building's history. XU now has a 24-game winning streak at its on campus home (the third-longest active home court winning streak in the country and the longest by any XU squad since the building opened for the 2000-01 season). Xavier is 135-17 (.888) in 10 seasons at Cintas Center. XU is 70-10 (.875) against Atlantic 10 teams and 65-7 (.903) against non-conference teams since Cintas Center opened.

Hot Ticket: Xavier has sold out 90 games at the 10,250-seat Cintas Center since the building opened for the 2000-01 season, including seven games in the 2009-10 season. XU has averaged 10,029 fans per game for 152 XU basketball games at its on-campus home.

Cintas Center Is The Third Toughest Place To Play: College basketball fans chose Xavier's Cintas Center third among the "Toughest Places to Play" in college basketball in an EA SPORTS online poll. North Carolina was chosen No. 1 followed by Clemson, Xavier, Pittsburgh and Duke.

Coming Up At Cintas Center: Xavier's non-conference schedule at Cintas Center for the 2010-11 season includes Florida, Wake Forest and Butler. All three teams made the 2010 NCAA Tournament field, including a Butler team that reached the National Championship game.

Xavier's Short Playlist: You've seen it in football where the quarterback has the playlist on a wrist band. You don't see that in basketball, though. First, it's probably a bit uncomfortable to wear. In addition, referees don't allow the extra writing on a wrist band since it exceeds the logo size restriction. Xavier coaches have come up with an alternative. The mother of Xavier associate head coach **Pat Kelsey** has sewn plastic card pockets into the game shorts of the Xavier players. Then each game, sometimes more than once in a game, they insert cards that list the out of bounds plays next to a number. When you hear the coaches yell out a number, look for the guys to look in their shorts. They are looking for that short playlist.

Xavier In The NBA: Former Xavier standout **David West**, the 2003 National Player of the Year, was named to the NBA Western Conference All-Star team for 2008 and 2009. He is playing a second straight season on the New Orleans Hornets with fellow XU grad **James Posey**. **Derrick Brown**, 2009 XU graduate, is playing with the Charlotte Bobcats.



2010 XAVIER UNIVERSITY POSTSEASON BASKETBALL

2004 & 2008 NCAA ELITE EIGHT • 2009 & 2010 NCAA SWEET 16



16 Xavier Graduates Currently Playing Professional Basketball:

In addition to current NBA players **Derrick Brown** (Charlotte Bobcats), **David West** (N.O. Hornets) and **James Posey** (N.O. Hornets), Xavier has 13 other graduates playing professional basketball in other countries: **C.J. Anderson** (Finland), **Torrave Braggs** (Uruguay), **Stanley Burrell** (Belgium), **Justin Cage** (Belgium), **Will Caudle** (Uruguay), **Lionel Chalmers** (Russia), **Brandon Cole** (Macedonia), **Justin Doellman** (France), **Josh Duncan** (Belgium), **Kevin Frey** (Argentina), **Anthony Myles** (China), **B.J. Raymond** (Belgium) and **Romain Sato** (Italy).

Chris Mack Signed A Top 20 Recruit- ing Class:

Xavier's impressive list of signees earned a top 20 recruiting class ranking by rivals.com and many other experts. The signees include **Jay Canty**, a 6-5 and 185-pound guard/forward from Oak Ridge (NC) Military Academy; **Jordan Latham**, a 6-8 and 220-pound forward from City College High School in Baltimore, Md.; **Justin Martin**, a 6-7 and 200-pound forward from Mountain State Academy in Beckley, W.Va.; **Griffin McKenzie**, a 6-9 and 220-pound forward from Cincinnati's Moeller High School.

2010 XAVIER UNIVERSITY POSTSEASON BASKETBALL

5 STRAIGHT NCAA TOURNAMENTS • 9 OF THE LAST 10 NCAA TOURNAMENTS

Double-Figure Scoring Games (120):

Jordan Crawford (34), Jason Love (25), Terrell Holloway (22), Mark Lyons (13), Jamel McLean (11), Kenny Frease (5), Brad Redford (5), Danté Jackson (5)

Double-Figure Rebounding Games (23) : Jason Love (11), Jamel McLean (8), Kenny Frease (3), Jordan Crawford (1)

20-Point+ Scoring Games (29): Jordan Crawford (20), Terrell Holloway (5), Jason Love (3), Jamel McLean (1)

30-Point+ Scoring Games (2): Jordan Crawford (2)

Double-Doubles (15): Jason Love (9), Jamel McLean (4), Kenny Frease (1), Jordan Crawford (1)

2009-10 XAVIER RECORDS BREAKDOWN

Leading at the half:	20-3
Trailing at the half:	5-6
Tied at the half:	1-0
In Overtime:	2-3

XU Shooting 50% or better:	13-1
XU Shooting between 40-49.9%:	10-3
XU Shooting less than 40%:	3-5
Opponents shoot 50% or better:	0-3
Opponents shoot less than 50%:	26-6

XU outrebounds its opponent:	22-4
Opponent outrebounds XU:	4-4
Teams are tied in rebounds:	0-1

XU Scoring 50 points or less:	0-0
XU Scoring 51-59 points:	0-1
XU Scoring 60-69 points:	2-4
XU Scoring 70-79 points:	10-1
XU Scoring 80-89 points:	10-1
XU Scoring 90-99 points:	1-2
XU Scoring 100 or more points:	3-0

Allowing 50 points or less:	1-0
Allowing 51-59 points:	5-0
Allowing 60-69 points:	12-2
Allowing 70-79 points:	8-3
Allowing 80-89 points:	0-1
Allowing 90 points or more:	0-3

Game is decided by 1-4 points:	6-3
Game is decided by 5-10 points:	4-4
Game is decided by 11-20 points:	7-1
Game is decided by 21 points or more:	9-1

Playing at night:	18-4
Playing in the afternoon:	8-5

Jordan Crawford leads team in scoring:	19-6
Terrell Holloway leads team in scoring:	4-0
Brad Redford leads team in scoring:	0-1
Danté Jackson leads team in scoring:	1-0
Jason Love leads team in scoring:	3-1
Jamel McLean leads team in scoring:	1-1

One player scores in double figures:	1-0
Two players scores in double figures:	3-4
Three players score in double figures:	6-3
Four players score in double figures:	11-1
Five players score in double figures:	5-1

In November:	4-2
In December:	4-2
In January:	7-2
In February:	6-1
In March:	5-2

On Sunday:	5-2
On Tuesday:	2-1
On Wednesday:	6-1
On Thursday:	2-2
On Friday:	5-0
On Saturday:	6-3

THE LAST TIME...

Xavier scored 80-89 points: Richmond 89, XU 85 in OT at A-10 Trn. (3-13-10)
Opponent scored 80-89 points: Richmond 89, XU 85 in OT at A-10 Trn. (3-13-10)
Xavier scored 90-99 points: Kansas State 101, XU 96 in 2OT in NCAA Trn. (3-25-10)
Opponent scored 90-99 points: Dayton 90, XU 65 at UD (2-6-10)
Xavier scored 100 points or more: XU 108, Fordham 60 at CC (1-31-10)
Opponent scored 100 points or more: Kansas State 101, XU 96 in 2OT in NCAA Trn. (3-25-10)
Xavier scored 60 points or less: Kansas State 71, XU 56 at KSU (12-8-09)
Opponent scored 60 points or less: XU 65, Minnesota 54 in NCAA Tournament (3-19-10)
Xavier scored 50 points or less: Saint Louis 61, XU 47 at SLU (2-5-06)
Opponent scored 50 points or less: XU 86, Duquesne 50 at Cintas Center (1-28-10)
Xavier scored 40 points or less: Temple 59, XU 40 at TU (1-25-00)
Opponent scored 40 points or less: XU 65, Delaware State 33 at CC (12-28-07)
Xavier won by 10-19 points: XU 65, Minnesota 54 in NCAA Tournament (3-19-10)
Opponent won by 10-19 points: Kansas State 71, XU 56 at KSU (12-8-09)
Xavier won by 20-29 points: XU 93, St. Bonaventure 72 at CC (3-6-10)
Opponent won by 20-29 points: Dayton 90, XU 65 at UD (2-6-10)
Xavier won by 30 points or more: XU 88, Saint Joseph's 52 (2-17-10)
Opponent won by 30 points or more: La Salle 80, XU 49 at Cincinnati Gardens (1-23-00)
Xavier scored 50 or more in the first half: 50 vs. Massachusetts at UMass (2-3-10)
Opponent scored 50 or more in the first half: 55 by Duke at Izod Center (12-20-08)
Xavier scored 50 or more in second half: 50 vs. Charlotte at UNCC (2-20-10)
Opponent scored 50 or more in the second half: 51 by Dayton at UD (2-6-10)
Xavier scored 25 or less in the first half: 20 vs. Kansas State at KSU (12-8-09)
Opponent scored 25 or less in the first half: 22 by Charlotte at UNCC (2-20-10)
Xavier scored 25 or less in second half: 18 vs. Pitt in NCAA Tournament (3-26-09)
Opponent scored 25 or less in the second half: 25 by Fordham at FU (3-3-10)
Xavier played an overtime game: Kansas St. 101, XU 96 in 2OT in NCAA Trn. (3-25-10)
Xavier played more than one overtime: Kansas State 101, XU 96 in 2OT in NCAA Trn. (3-25-10)
Xavier won an overtime game: XU 78, Richmond 76 in 2OT at CC (2-28-10)
Opponent won an overtime game: Kansas St. 101, XU 96 in 2OT in NCAA Trn. (3-25-10))

Xavier shot 60 percent from the field: 64.8 (35-54) vs. Bowling Green at CC (11-17-09)
Opponent shot 60 percent from the field: 60.0 (30-50) by St. Joseph's at CC (1-17-04)
Xavier shot 50 pct. or more: 52.4 (33-63) vs. St. Bonaventure at CC (3-6-10)
Opponent shot 50 percent or more: 56.4 (31-55) by Dayton at UD (2-6-10)
Xavier shot 35 pct. or worse: 34.3 (23-67) vs. Minnesota in NCAA Tourn. (3-19-10)
Opponent shot 35 percent or worse: 30.6 (19-62) by Minnesota in NCAA Tourn. (3-19-10)
Xavier made 40 or more field goals: 42-65 vs. Long Island at CC (12-8-01)
Opponent made 40 or more field goals: 48-81 by Kansas in Great Alaska Shootout (11-26-99)
Xavier made 30 or more free throws: 33-41 vs. Dayton at A-10 Trn. (3-12-10)
Opponent made 30 or more free throws: 35-41 by Dayton at UD (1-30-99)
Xavier made 20-29 free throws: 22-29 vs. Kansas State in NCAA Tourn. (3-25-10)
Opponent made 20-29 free throws: 23-26 vs. Richmond at A-10 Tournament (3-13-10)
Xavier made 10 or more 3-Pt. FG: 12-28 vs. Kansas State in NCAA Tourn. (3-25-10)
Opponent made 10 or more 3-Pt. FG: 12-29 by Richmond at CC (2-28-10)
Xavier had 50 or more rebounds: 51 vs. Kansas State in NCAA Tourn. (3-25-10)
Opponent had 50 or more rebounds: 51 by Dayton at CC (1-16-10)
Xavier had 25 or more assists: 25 vs. St. Bonaventure at CC (3-6-10)
Opponent had 25 or more assists: 36 by Kansas in Great Alaska Shootout (11-26-99)
Xavier had 15 or more steals: 16 vs. Coastal Carolina at CC (11-17-01)
Opponent had 15 or more steals: 16 by Missouri in Puerto Rico Tip-Off (11-20-08)
Xavier had 10 or more blocked shots: 10 vs. Dayton at CC (1-16-10)
Opponent had 10 or more blocked shots: 11 by Minnesota in NCAA Tournament (3-19-10)
Xavier had 15 or more turnovers: 16 vs. Kansas State in NCAA Tourn. (3-25-10)
Opponent had 15 or more turnovers: 18 by Dayton at A-10 Tournament (3-12-10)
Musketee scored 20-29 points: 26 by Terrell Holloway vs. Kansas State in NCAA Tourn. (3-25-10)
Opponent scored 20-29 pts.: Jacon Pullen (28), Denis Clemente (25) and Curtis Kelly (21) of Kansas State in NCAA Tournament (3-25-10)
Musketee scored 30-39 points: 32 by Jordan Crawford vs. Kansas St. in NCAA (3-25-10)
Opponent scored 30-39 points in a game: 30 by Marcus Thornton of LSU (1-24-09)
Musketee scored 40+ points in a game: 47 by David West vs. Dayton at CC (2-8-03)
Opponent scored 40+ points in a game: 44 by Jimmal Ball of Akron at UA (11-21-96)
Musketee grabbed 15 + reb.: 15 by Jason Love vs. Kansas St. in NCAA Tourn. (3-25-10)
Musketee had 10 + assists: 10 by Terrell Holloway vs. St. Bonaventure at CC (3-6-10)
Musketee had 5 or more steals: 5 by Drew Lavender vs. UMass at CC (1-18-07)
Musketee had 5 or more blocks: 6 by Jason Love vs. Dayton (1-16-10)
Double-double (pts.-ast.): Drew Lavender 28 pts. & 10 ast. vs. Creighton (12-5-07)
Double-double (pts.-reb.): Jason Love 11 pts. & 15 reb. vs. K-St. in NCAA Trn. (3-25-10)
Two Musketee players with double-doubles in one game: Derrick Brown 20 points & 10 rebounds; C.J. Anderson 17 points & 11 rebounds at Cincinnati (12-13-08)
Five Musketeers scored in double figures: 5 vs. Richmond at A-10 Trn. (3-13-10)
Six Musketeers scored in double figures: 6 vs. Fordham at CC (2-14-09)
Seven Musketeers scored in double figures: 7 vs. Virginia at CC (1-3-08)

2010 XAVIER UNIVERSITY POSTSEASON BASKETBALL

2004 & 2008 NCAA ELITE EIGHT • 2009 & 2010 NCAA SWEET 16

2010 Xavier Musketeer Postseason Numerical Roster

No.	Name	Yr.	Pos.	Ht.	Wt.	Hometown	High School / Last College
3	Brian Walsh	Fr.	G/F	6-4	195	Coraopolis, Pa.	Moon
10	Mark Lyons	Fr.	G	6-1	195	Schenectady, N.Y.	Brewster Academy (Wolfeboro, N.H.)
12	Brad Redford	So.	G	6-0	175	Frankenmuth, Mich.	Frankenmuth
13	Kevin Feeney *	Jr.	G	6-3	170	Monticello, Ill.	Monticello
14	Johnny Mazza *	Jr.	G	6-0	160	Cincinnati, Ohio	St. Xavier
15	Andrew Taylor	Jr.	F	6-8	215	Toledo, Ohio	St. John's Jesuit/Hillsdale Coll. (Mich.)
21	Jeff Robinson	Fr.	F	6-9	200	Indianapolis, Ind.	Lawrence North
22	Jamel McLean	Jr.	F	6-8	235	Hampton, Va.	Bethel/University of Tulsa
25	Danté Jackson	Jr.	G	6-5	195	Greenfield, Ohio	McClain
31	Jason Love	Sr.	F/C	6-9	265	Philadelphia, Pa.	Abington Friends
32	Kenny Frease	So.	C	7-0	265	Massillon, Ohio	Perry
33	Joe Hughes ^	Jr.	F	6-6	205	Indianapolis, Ind.	Cathedral
52	Terrell Holloway	So.	G	6-0	185	Hempstead, N.Y.	Harmony Community School (Cincinnati)
55	Jordan Crawford	So.	G	6-4	195	Detroit, Mich.	Comm. & Media Arts/Hargrave/Indiana U.

Head Coach: Chris Mack (Xavier '92; first season)

Associate Head Coach: Pat Kelsey (Xavier '98; first season)

Assistant Coaches: Orlando "Bino" Ranson (Southern New Hampshire '99; first season) and Travis Steele (Butler '04; first season)

Director of Basketball Administration: Mario Mercurio (Xavier '03; sixth season)

Director of Basketball Operations: Brian Thornton (Xavier '05; first season)

Video Coordinator: Justin Faris (Xavier '05; fifth season)

Graduate Program Assistants: Jeremy Growe (Indiana '09; first season) and Steve Struble (Slippery Rock '06; second season)

Athletic Trainer: Mike Mulcahey (Xavier '96; seventh season)

Strength and Conditioning Coach: Matt Jennings (North Carolina '96; first season)

Associate Athletic Director for Media Relations and Men's Basketball SID: Tom Eiser (Xavier '84; 24th season)

* First-year walk-on

^ Two-year walk-on who is on scholarship as a junior

Pronunciation Guide

Jamel	juh-MEL
McLean	mih-CLEAN
Danté	DAN-tā
Frease	FRĒZ
Mazza	MAZZ-uh
Bino	BEE-know

Class Breakdown

Seniors (1)

Jason Love

Juniors (6)

Kevin Feeney

Joe Hughes

Danté Jackson

Johnny Mazza

Jamel McLean

Andrew Taylor

Sophomores (4)

Jordan Crawford

Kenny Frease

Terrell Holloway

Brad Redford

Freshmen (3)

Mark Lyons *

Jeff Robinson

Brian Walsh *

* Redshirt Freshman

2010 XAVIER UNIVERSITY POSTSEASON BASKETBALL

5 STRAIGHT NCAA TOURNAMENTS • 9 OF THE LAST 10 NCAA TOURNAMENTS

RADIO/TV ROSTER



3 Brian Walsh
6-4 195 RS Freshman
G/F • Coraopolis, Pa.




10 Mark Lyons
6-1 195 RS Freshman
G • Schenectady, N.Y.



12 Brad Redford
6-0 175 Sophomore
G • Frankenmuth, Mich.



13 Kevin Feeney
6-3 170 Junior
G • Monticello, Ill.



14 Johnny Mazza
6-0 160 Junior
G • Cincinnati, Ohio



15 Andrew Taylor
6-8 215 Junior
F • Toledo, Ohio



21 Jeff Robinson
6-9 200 Freshman
F • Indianapolis, Ind.



22 Jamel McLean
6-8 235 Junior
F • Hampton, Va.



25 Danté Jackson
6-5 195 Junior
G/F • Greenfield, Ohio



31 Jason Love
6-9 265 Senior
F/C • Philadelphia, Pa.



32 Kenny Frease
7-0 265 Sophomore
C • Massillon, Ohio



33 Joe Hughes
6-6 205 Junior
F • Indianapolis, Ind.



52 Terrell Holloway
6-0 185 Sophomore
G • Hempstead, N.Y.



55 Jordan Crawford
6-4 195 Sophomore
G • Detroit, Mich.



Chris Mack
Head Coach
1st Year • Xavier '92



Pat Kelsey
Associate Head Coach
1st Year • Xavier '98



Orlando "Bino" Ranson
Assistant Coach
1st Year • Southern New Hampshire '99



Travis Steele
Assistant Coach
1st Year • Butler '04



Mario Mercurio
Dir. of Basketball Admin.
6th Year • Xavier '03



Brian Thornton
Dir. of Basketball Operations
1st Year • Xavier '05



Mike Mulcahey
Athletic Trainer
7th Year • Xavier '96



Matt Jennings
Strength & Conditioning Coach
1st Year • North Carolina '96



Tom Eiser
Associate Athletic Director/SID
24th Year • Xavier '84

Pronunciation Guide

Jamel	juh-MEL
McLean	mih-CLEAN
Danté	DAN-tā
Frease	FRĒZ
Mazza	MAZZ-uh
Bino	BEE-know

2010 XAVIER UNIVERSITY POSTSEASON BASKETBALL

2004 & 2008 NCAA ELITE EIGHT • 2009 & 2010 NCAA SWEET 16

#55 Jordan Crawford

6-4 • 195
Sophomore
Guard
Detroit, Mich.
Comm. & Med. Arts
Hargrave Mil. Acad.



ALL-AMERICAN: *Sporting News* Third Team All-American, the first XU player on one of the top three teams on a major All-American listing since 2003 National Player of the Year **David West**.

NCAA TOURNAMENT STAR: Earned a spot on the five-member NCAA Tournament All-West Region Team after averaging 29.0 ppg. for Xavier's three games, including a career-high 32 against Kansas State in the Regional Semifinal...had a 28-point effort in the NCAA First Round win over Minnesota and a 27-point game in the NCAA Second Round win over Pittsburgh.

MORE HONORS: *Sporting News* and *foxsports.com* Atlantic 10 Conference Player of the Year...voted First Team All-Atlantic 10 by the A-10 coaches...named to the USBWA (United States Basketball Writers Association) All-District V Team, which covers Ohio, Indiana, Illinois, Michigan, Minnesota and Wisconsin...NABC (National Association of Basketball Coaches) All-District 4 First Team...earned Atlantic 10 Player of the Week honors three times.

SCORING LEADERSHIP: Led the Atlantic 10 Conference and was 21st in the nation in scoring at 20.5 ppg., including 24.8 ppg. over the final six games...scored a career-high 30 points at Wake Forest on Jan. 3 to go with six rebounds, four assists and four steals...scored a game-high 26 points at Saint Louis on Feb. 24, including 17 in the decisive second half...scored a game-high 25 points at UMass that included two big three-pointers that keyed a decisive late 9-0 run...had a big game against Rhode Island on Jan. 23 as he scored a game-high 21 points to go with a collegiate career-high 12 rebounds and a Xavier career-high six assists...led Xavier in scoring in 25 games...scored 20 or more points 20 times, including the each of the last six games...scored in double figures in 34 of 35 games, including 31 straight games...scored 14 of his 16 points in the win over Dayton on Jan. 16 in the decisive second half...also contributed 4.7 rpg. (third on the team) and 2.9 apg. (second on the team)...ranked sixth in the A-10 in three-point field goal percentage at 39.1 percent (79-of-202)...sixth in the A-10 in free-throw shooting at 77.3 percent (119-of-154).

SCORING LEADER: Led Xavier and the Atlantic 10 in scoring at 20.5 ppg...XU's first conference scoring leader since **Byron Larkin**, who led the MCC at 21.8 ppg. in 1985-86...in fact, XU has not had a player average 17 ppg. or more since National Player of the Year **David West** scored 20.1 ppg. as a senior in the 2002-03 sea-

2009-10 Game-By-Game

Opponent	Min	FG-A	3-PT	FT-A	OR	DR	TR	PF	A	TO	B	S	PTS
Youngstown	27	5-12	0-2	4-5	0	5	5	2	1	4	0	1	14
Bowling Gr.	27	9-14	4-6	2-2	2	5	7	0	5	0	0	2	24
Sacred Heart	25	11-15	4-5	0-0	0	2	2	0	3	0	0	2	26
Marquette	30	4-20	0-3	1-2	3	4	7	3	2	1	0	0	9
Creighton	31	8-12	4-5	2-2	0	7	7	1	1	2	0	1	22
Baylor	31	6-19	1-6	3-4	1	5	6	2	3	1	1	1	16
Kent State	30	8-13	5-7	0-0	1	3	4	0	3	3	0	0	21
@ Kansas St.	33	5-13	1-5	5-9	0	4	4	3	1	3	0	1	16
Cincinnati	38	5-16	1-6	5-6	2	4	6	2	2	2	0	1	16
@ Butler	35	9-17	1-4	1-2	1	1	2	1	2	1	0	1	20
Miami (Ohio)	31	7-17	1-4	4-7	3	2	5	3	1	2	0	0	19
LSU	24	5-13	2-5	5-5	1	0	1	2	4	0	0	1	17
@ Wake For.	43	11-25	2-8	6-10	1	5	6	3	4	3	0	4	30
@ La Salle	37	6-18	1-6	9-9	0	6	6	2	4	4	0	1	22
@ G. Wash.	33	6-15	4-7	2-4	2	5	7	1	1	3	0	2	18
Charlotte	36	6-14	0-3	6-7	2	3	5	1	4	6	0	1	18
Dayton	24	6-15	3-6	1-2	0	2	2	3	4	2	0	1	16
@ Temple	33	6-16	3-7	3-4	1	2	3	0	2	2	0	2	18
Rhode Island	35	7-15	3-5	4-4	2	10	12	2	6	4	1	0	21
Duquesne	27	6-12	2-4	3-5	1	3	4	2	3	3	0	0	17
Fordham	26	7-11	0-2	9-9	0	1	1	0	3	2	0	3	23
@ UMass	34	8-15	5-8	4-4	0	4	4	0	1	4	1	0	25
@ Dayton	32	8-14	3-6	5-7	2	2	4	4	5	4	0	2	24
@ Florida	29	7-19	2-8	2-3	1	2	3	3	4	0	0	1	18
St. Joseph's	28	9-18	1-6	1-1	1	3	4	2	4	5	0	4	20
@ Charlotte	35	8-15	3-8	4-7	2	2	4	1	6	3	0	2	23
@ St. Louis	38	11-20	4-6	0-0	1	4	5	1	1	3	0	1	26
Richmond	44	8-22	3-9	0-0	0	3	3	0	1	2	0	1	19
@ Fordham	27	3-10	0-2	5-5	2	6	8	2	6	2	1	1	11
St. Bona.	31	8-12	2-4	4-4	0	4	4	0	2	1	1	2	22
Dayton	36	6-11	1-3	7-10	0	3	3	1	1	4	0	1	20
Richmond	40	8-20	1-6	3-4	1	7	8	2	3	2	0	3	20
Minnesota	35	11-21	5-11	1-2	1	5	6	2	5	1	1	2	28
Pittsburgh	36	9-15	4-7	5-5	0	6	6	2	1	2	1	1	27
Kansas State	46	13-29	3-12	3-4	0	2	2	4	2	4	0	1	32

son...his 718 points are the most ever by a Xavier sophomore and the fourth-highest point total scored by any XU player.

FRESHMAN YEAR AT INDIANA (2007-08): Played in 30 games, starting eight times, and averaged 9.7 ppg. while helping Indiana finish 25-8 overall, 14-4 in the Big Ten and making the NCAA Tournament...coaches: Kelvin Sampson (22-4) and Dan Dakich (3-4).

PREP SCHOOL (2006-07): Played at Hargrave (Va.) Military Academy for Coach Kevin Keatts...averaged 19.9 points, 4.7 rebounds and 8.5 assists.

HIGH SCHOOL: Leg injury forced him to miss his senior year (2005-06) at Detroit's Communication and Media Arts High...All-State Class "C" performer...basketball coach: Kenneth Mayes.

PERSONAL: A liberal arts major...born on October 23, 1988 in Detroit, Michigan...parents are Joseph Sr. and Sylvia Crawford.

Crawford's Career Numbers

Season	G/GS	Min/G	FG-FGA	Pct	3FG-FGA	Pct	FT-FTA	Pct	Off	Def	Tot	Avg	PF	FO	A	TO	Blk	Stl	Pts	Avg
2007-08*	30/8	758/25.3	107-243	.440	30-82	.366	47-63	.746	34	67	101	3.4	49	0	69	58	6	28	291	9.7
2009-10	35/34	1147/32.8	260-563	.462	79-202	.391	119-154	.773	34	132	166	4.7	57	0	101	85	7	47	718	20.5
TOTAL*	65/42	1905/29.3	367-806	.455	109-284	.384	166-217	.765	68	199	267	4.1	106	0	170	143	13	75	1009	15.5

* Includes statistics at Indiana

Xavier Career Highs - Points – 32 vs. Kansas St. in NCAA Tournament (3-25-10); **Rebounds** – 12 vs. Rhode Island (1-23-10); **Assists** – 6 at Fordham (3-3-10), at Charlotte (2-20-10) and vs. Rhode Island (1-23-10); **Blocks** – 1 Seven Times; **Steals** – 4 at Wake Forest (1-3-10); **Turnovers** – 6 vs. Charlotte (1-13-10); **Field Goals** – 13 vs. Kansas St. in NCAA Tournament (3-25-10), at Saint Louis (2-24-10), at Wake Forest (1-3-10) and vs. Sacred Heart (11-21-09); **Three-Point Field Goals** – 5 vs. Minnesota in NCAA Tournament (3-19-10), at UMass (2-3-10) and vs. Kent State (12-4-09); **Free Throws** – 9 vs. Fordham (1-31-10) and at La Salle (1-7-10); **Minutes Played** – 46 vs. Kansas St. in NCAA Tournament (3-25-10).

GOXAVIER.COM

2010 XAVIER UNIVERSITY POSTSEASON BASKETBALL

5 STRAIGHT NCAA TOURNAMENTS • 9 OF THE LAST 10 NCAA TOURNAMENTS

#32 Kenny Frease

7-0 • 265
Sophomore
Center
Massillon, Ohio
Perry



2009-10: Scored 12 points on 4-of-5 shooting from the field at Florida on Feb. 13...grabbed nine rebounds against Saint Joseph's on Feb. 17...recorded the first double-double of his career in the win over Duquesne on Jan. 28; came off the bench to score 13 points and grab a career-high tying 12 rebounds in the Duquesne victory on Jan. 28...he followed that up with 14 points on 7-of-10 shooting to go with eight rebounds against Fordham on Jan. 31...in his first collegiate start against LSU on Dec. 29, he grabbed a career-high 12 rebounds...marked his second straight game with a career high, having grabbed 11 rebounds versus Miami (Ohio) on Dec. 23...fourth on the team in rebounding at 4.3 rpg. in 16.3 minutes per game...hit 6-of-9 versus Butler on his way to 12 points...scored 14 points against Sacred Heart on Nov. 21, including 12 in the second half...contributed nine points and five rebounds against Cincinnati...on defense, he blocked three shots versus Cincinnati, Dayton and Bowling Green.

2008-09: Led the team in blocked shots at 1.26 per game (10th in the Atlantic 10), including a career-high five blocks in the Pittsburgh game in the NCAA Tournament East Regional Semifinal...had eight points, seven rebounds and three blocks in just 17 minutes against Dayton on March 5...had his best offensive game of the season with a career-high 17 points against Charlotte on Jan. 28 on 7-of-9 shooting from the field...had arguably his best overall game of the season at Virginia with 13 points and a then career-high eight rebounds...scored 12 points on 6-of-8 shooting in just 16 minutes of action at LSU...grabbed seven rebounds four times...contributed nine points, five rebounds and two blocks versus Virginia Tech, including two free throws that tied the game to send it to overtime...on the defensive side, he blocked at least two shots in 15 different games, including against Wisconsin, Temple, UMass, both Saint Louis games and three blocks against Dayton on March 5.

ATLANTIC 10 ROOKIE HONORS: Named Atlantic 10 Conference Rookie of the Week in late January (1-25-09)...scored 12 points on 6-of-8 shooting in just 16 minutes of action in Xavier's 80-70 victory at LSU...in three wins (La Salle, at St. Bonaventure and at LSU), Frease averaged 8.7 points and 3.3 rebounds, while shooting 70.6 percent (12-of-17) from the field.

2009-10 Game-By-Game

Opponent	Min	FG-A	3-PT	FT-A	OR	DR	TR	PF	A	TO	B	S	PTS
Youngstown	22	2-3	0-0	1-4	1	5	6	3	2	4	1	0	5
Bowling Gr.	18	4-5	0-1	0-0	0	3	3	1	1	2	3	1	8
Sacred Heart	16	6-9	0-0	2-4	1	3	4	2	0	1	1	1	14
Marquette	13	1-5	0-0	0-0	2	1	3	1	0	2	0	0	2
Creighton	9	3-6	0-0	1-4	1	3	4	5	0	0	1	2	7
Baylor	18	1-4	0-0	0-0	0	2	2	2	1	0	0	0	2
Kent State	10	0-0	0-0	0-0	0	2	2	5	1	1	1	0	0
@ Kansas St.	22	2-6	0-0	2-4	0	5	5	3	0	1	0	0	6
Cincinnati	22	3-5	0-1	3-4	2	3	5	3	0	2	3	0	9
@ Butler	19	6-9	0-0	0-0	1	3	4	2	1	1	0	0	12
Miami (Ohio)	25	1-3	0-0	2-2	3	8	11	1	1	1	1	0	4
LSU	23	3-10	0-0	1-1	5	7	12	2	0	1	0	0	7
@ Wake For.	32	3-6	0-0	2-2	1	4	5	3	1	3	1	1	8
@ La Salle	19	3-5	0-0	0-0	2	4	6	0	1	2	0	0	6
@ G. Wash.	11	0-1	0-0	0-0	1	1	2	2	1	2	0	0	0
Charlotte	19	2-2	0-0	3-4	0	5	5	2	4	0	1	2	7
Dayton	19	1-2	0-0	0-1	0	5	5	3	0	1	3	0	2
@ Temple	17	1-4	0-0	0-0	2	2	4	2	0	3	0	1	2
Rhode Island	11	1-2	0-0	0-2	0	0	0	5	0	1	0	0	2
Duquesne	23	5-8	0-0	3-8	2	10	12	2	2	0	0	0	13
Fordham	17	7-10	0-0	0-0	1	7	8	0	0	0	0	1	14
@ UMass	13	2-3	0-0	0-0	0	1	1	0	1	0	1	0	4
@ Dayton	10	0-3	0-0	0-0	0	2	2	2	1	1	0	0	0
@ Florida	16	4-5	0-0	4-4	1	2	3	2	0	1	1	0	12
St. Joseph's	17	1-3	0-0	0-0	4	5	9	2	2	3	1	1	2
@ Charlotte	16	3-4	0-0	0-0	1	4	5	2	0	3	0	1	6
@ St. Louis	12	1-3	0-0	0-0	1	0	1	1	1	0	0	1	2
Richmond	13	0-0	0-0	0-0	0	3	3	1	0	2	0	0	0
@ Fordham	19	3-6	0-0	1-2	2	5	7	0	0	1	0	1	7
St. Bona.	15	1-3	0-0	1-2	0	2	2	3	3	0	0	0	3
Dayton	13	1-3	0-0	0-0	1	1	2	3	0	0	0	0	2
Richmond	12	2-2	0-0	0-0	0	2	2	1	0	0	0	1	4
Minnesota	13	3-6	0-0	0-2	3	2	5	3	0	0	2	0	6
Pittsburgh	11	0-4	0-0	0-0	0	2	2	2	1	0	0	0	0
Kansas State	5	0-0	0-0	0-0	0	0	0	0	0	1	0	0	0

INTERNATIONAL SUCCESS: Played with the 12-member USA Elite National U19 Team in tournament action against seven other countries in Douai, France, in June, 2008...the only member of the U.S. squad to earn a spot on the five-member All-Tournament Team.

AT PERRY HIGH: A four-year starter who finished his career second in school history in scoring and first in both rebounding and blocks...averaged 20.6 points, 12.2 rebounds, 2.5 assists, 3.7 blocked shots and 1.8 steals as a senior while being named First Team All-State, District 4 Player of the Year, First Team and Co-Player of the Year for the Northeast Inland District and Academic All-Ohio...basketball coach: Rob Toth.

PERSONAL: A business accounting major...born Oct. 18, 1989 in Canton, Ohio...parents are Kenneth Frease Jr. and Margaret Frease...Margaret (Porter) Frease was a four-year letterwinner at Youngstown State from 1981-85.

Frease's Career Numbers

Season	G/GS	Min/G	FG-FGA	Pct	3FG-FGA	Pct	FT-FTA	Pct	Off	Def	Tot	Avg	PF	FO	A	TO	Blk	Stl	Pts	Avg
2008-09	34/0	496/14.6	69-150	.460	2-7	.286	44-91	.484	30	96	126	3.7	77	3	26	59	43	9	184	5.4
2009-10	35/8	570/16.3	76-150	.507	0-2	.000	26-50	.520	38	114	152	4.3	71	3	25	40	21	14	178	5.1
TOTAL	69/8	1066/15.4	145-300	.483	2-9	.222	70-141	.496	68	210	278	4.0	148	6	51	99	64	23	362	5.2

Career Highs - Points – 17 vs. Charlotte (1-28-09); **Rebounds** – 12 vs. Duquesne (1-28-10) and LSU (12-29-09); **Assists** – 4 vs. Charlotte (1-13-10); **Blocks** – 5 vs. Pittsburgh in NCAA Tournament (3-26-09); **Steals** – 1 23 Times; **Turnovers** – 5 at Saint Joseph's (2-29-09) and vs. Ohio (12-10-08); **Field Goals** – 7 vs. Fordham (1-31-10) and Charlotte (1-28-09); **Three-Point Field Goals** – 1 at Virginia (1-3-09) and vs. Auburn (12-3-08); **Free Throws** – 6 vs. IPFW (11-14-08); **Minutes Played** – 32 at Wake Forest (1-3-10).


GOXAVIER.COM

2010 XAVIER UNIVERSITY POSTSEASON BASKETBALL

2004 & 2008 NCAA ELITE EIGHT • 2009 & 2010 NCAA SWEET 16

#52 Terrell Holloway

6-0 • 185
Sophomore
Guard
Hempstead, N.Y.
Harmony
Community School
(Cincinnati, Ohio)



GET "TU" THE POINT: HOLLOWAY COMES UP BIG IN BIG GAMES:

Saved his best game of the year for the NCAA Tournament Regional Semifinal against Kansas State as he scored a career-high 26 points to go with six assists and two steals...star of the win over Cincinnati, scoring a career-high 26 points to go with four assists...the KSU and UC games were great examples of his late game toughness...had 11 points, seven assists and only one turnover in the Duquesne win...scored 20 points to go with six assists, three rebounds, three steals and no turnovers against LSU...had 21 double-figure scoring games as a sophomore, including 17 in the win over Dayton on Jan. 16 and 16 points, six rebounds, five assists and two steals at UMass on Feb. 3...had 13 points and three assists at Wake Forest on Jan. 3 and 12 points to go with six assists and no turnovers on Nov. 27 versus Creighton...added 12 points, five rebounds and three assists against Bowling Green on Nov. 17.

NO PASSING FANCY: Led Xavier in assists at 3.9 per game (sixth in the Atlantic 10), including his career-high 10 assist games against Fordham on Jan. 31 and St. Bonaventure on March 6...dished off eight assists at La Salle on Jan. 7...second on the team in scoring at 12.1 ppg., including his career-high 26-point games against Kansas State and Cincinnati and the 24-point effort against Richmond that included 11 big points in the overtime periods...had an impressive 2.00-to-1.00 assist-to-turnover ratio, which ranked sixth in the A-10; that's a big improvement from his 1.13-to-1 assist-to-turnover ratio as a freshman...dished off seven assists at Butler on Dec. 19 and six more with no turnovers in the win over LSU on Dec. 29.

LEADING THE WAY AT THE FREE-THROW LINE: Led the entire Atlantic 10 Conference in free-throw shooting at 84.6 percent (154-of-182), including his 5-of-5 game against Pitt in the NCAA Tournament, 11-of-11 game against Cincinnati, a 9-of-9 game against LSU and 13-of-14 games at George Washington and versus Dayton...had a streak of 27 straight free throws made as a freshman and had a streak of 19 straight free throws made as a sophomore...current Italian League pro standout **Romain Sato** and current New Orleans Hornet **James Posey** share the school record for most consecutive free throws made with 31.

2008-09: Started 13 games...scored 16 points at Duquesne on 6-of-8 shooting from the field...had a 10-point, career-high seven-

2009-10 Game-By-Game

Opponent	Min	FG-A	3-PT	FT-A	OR	DR	TR	PF	A	TO	B	S	PTS
Youngstown	24	3-6	2-3	2-2	0	1	1	1	3	0	0	2	10
Bowling Gr.	25	3-4	2-3	4-4	1	4	5	1	3	1	0	0	12
Sacred Heart	25	3-8	2-4	0-0	0	2	2	2	4	0	0	1	8
Marquette	29	2-7	2-4	1-3	0	3	3	0	3	4	0	1	7
Creighton	31	5-9	2-6	0-0	0	3	3	2	6	0	0	1	12
Baylor	29	1-6	1-3	3-4	0	1	1	0	1	1	0	0	6
Kent State	26	3-4	1-1	6-7	0	2	2	0	5	1	0	2	13
@ Kansas St.	29	2-9	0-3	1-1	0	2	2	5	1	1	0	0	5
Cincinnati	42	7-13	1-5	11-11	0	1	1	1	4	3	0	1	26
@ Butler	32	2-4	1-1	0-1	1	2	3	5	7	2	0	1	5
Miami (Ohio)	27	1-5	0-1	0-0	0	1	1	1	2	0	1	1	2
LSU	30	5-10	1-3	9-9	0	3	3	2	6	0	0	3	20
@ Wake For.	45	3-17	1-7	6-6	1	1	2	2	3	3	0	1	13
@ La Salle	35	1-5	1-3	4-4	1	3	4	0	8	2	0	2	7
@ G. Wash.	36	1-11	0-4	13-14	0	1	1	2	1	4	0	0	15
Charlotte	35	2-8	0-3	5-6	0	1	1	3	3	3	0	1	9
Dayton	32	2-6	0-1	13-14	0	3	3	3	2	0	0	2	17
@ Temple	33	5-9	1-3	2-2	0	2	2	0	4	2	0	2	13
Rhode Island	32	3-7	0-4	6-7	0	0	0	4	4	4	1	1	12
Duquesne	24	3-8	2-5	3-4	0	1	1	0	7	1	0	1	11
Fordham	26	1-6	0-2	3-4	0	2	2	1	10	3	0	2	5
@ UMass	33	6-9	1-3	3-8	0	6	6	2	5	3	0	2	16
@ Dayton	35	3-8	1-4	5-5	0	0	0	2	0	4	0	1	12
@ Florida	31	2-6	0-2	6-8	0	1	1	3	4	3	0	1	10
St. Joseph's	24	2-6	1-3	1-2	0	2	2	1	6	1	0	1	6
@ Charlotte	35	3-6	2-4	5-6	0	4	4	4	3	2	0	2	13
@ St. Louis	34	3-5	1-2	2-3	0	5	5	1	3	2	0	0	9
Richmond	47	9-15	2-6	4-4	1	4	5	2	0	5	1	0	24
@ Fordham	28	6-9	2-4	0-0	1	3	4	3	2	1	0	1	14
St. Bona.	32	4-8	1-3	0-0	0	1	1	0	10	1	0	2	9
Dayton	31	6-14	1-6	9-10	0	2	2	2	3	4	0	3	22
Richmond	33	2-8	2-4	10-12	1	0	1	4	2	1	0	2	16
Minnesota	31	2-10	0-2	2-3	1	1	2	2	4	1	0	1	6
Pittsburgh	27	4-7	0-0	5-5	0	3	3	4	3	2	0	0	13
Kansas State	47	6-14	4-6	10-13	0	4	4	3	6	4	1	2	26

rebound, five-assist game at Rhode Island...missed a couple weeks due to a low-grade stress fracture in his left foot...scored a game-high 13 points, while hitting 10-of-10 free throws, in the Puerto Rico Tip-Off Championship win over Memphis...scored 12 points in the win over Missouri, hitting 10-of-10 free throws in the final 5:36.

2007-08 AT HARMONY COMMUNITY SCHOOL: Averaged 14 points and seven assists a game, while leading his team to a 28-2 record and the quarterfinals of the National Prep Championship...basketball coach: Rodney Crawford.

AT HEMPSTEAD HIGH: His junior year at Hempstead High School he averaged 20 points, six rebounds, six assists and six steals, earning 2006-07 All-State honors...led his team to the Nassau Class AA title in 2006...Hempstead High basketball coach: Ted Adams.

PERSONAL: Undecided on a major...nicknamed "Tu"...born August 21, 1989 in Hempstead, New York...parents are Angela and Terrell Holloway.

Holloway's Career Numbers

Season	G/GS	Min/G	FG-FGA	Pct	3FG-FGA	Pct	FT-FTA	Pct	Off	Def	Tot	Avg	PF	FO	A	TO	Blk	Stl	Pts	Avg
2008-09	33/13	708/21.5	49-140	.350	17-52	.327	68-87	.782	3	62	65	2.0	63	1	72	64	2	23	183	5.5
2009-10	35/35	1115/31.9	116-287	.404	38-118	.322	154-182	.846	8	75	83	2.4	68	2	138	69	4	43	424	12.1
TOTAL	68/48	1823/26.8	165-427	.386	55-170	.324	222-269	.825	11	137	148	2.2	131	3	210	133	6	66	607	8.9

Career Highs - Points – 26 vs. Kansas State in NCAA Tournament (3-25-10) and Cincinnati (12-13-09); **Rebounds** – 7 at Rhode Island (1-15-09); **Assists** – 10 vs. St. Bonaventure (3-6-10) and Fordham (1-31-10); **Blocks** – 1 Six Times; **Steals** – 4 vs. Temple (2-5-09); **Turnovers** – 5 vs. Richmond (2-28-10) and Temple (2-5-09); **Field Goals** – 9 vs. Richmond (2-28-10); **Three-Point Field Goals** – 4 vs. Kansas State in NCAA Tournament (3-25-10); **Free Throws** – 13 vs. Dayton (1-16-10) and at George Washington (1-10-10); **Minutes Played** – 47 vs. Kansas State in NCAA Tournament (3-25-10) and Richmond (2-28-10).


GO XAVIER.COM

2010 XAVIER UNIVERSITY POSTSEASON BASKETBALL

5 STRAIGHT NCAA TOURNAMENTS • 9 OF THE LAST 10 NCAA TOURNAMENTS

#25 Danté Jackson

6-5 • 195
Junior
Guard
Greenfield, Ohio
McClain



STARTING SOMETHING: Has started 56 games in his Xavier career, including 33 of the 35 games in his junior season...came off the bench against LSU on Dec. 29 and Wake Forest on Jan. 3, snapping his starting streak at 22 games...was back in the starting lineup for each of the last 22 games.

FINDING HIS RANGE: Ranked third in the Atlantic 10 in three-point shooting percentage at 40.1 percent (57-of-142)...hit 10-of-21 (.476) from three-point range over the last four games, including 8-of-18 (.444) in the NCAA Tournament...hit a couple of big three-pointers in the second half against Minnesota in the NCAA Tournament First Round win and three more in the big win over Pittsburgh in the NCAA Tournament Second Round...three of his five double-figure scoring games as a junior came in the last six games, including 11 points in the NCAA Regional Semifinal against Kansas State on March 25 on the strength of three three-pointers and 10 points in the Atlantic 10 Tournament Semifinals against Richmond on March 13...hit three three-pointers at La Salle, including the trey with 2:18 left that broke a 60-all tie and gave XU the lead for good...had nine games as a junior where he hit at least three three-pointers.

KEY IN THE ATLANTIC 10: Hit 31 of his 73 three-point shot attempts (.425) in Atlantic 10 play...tied a career high with eight rebounds against Saint Joseph's on Feb. 17 to go with five assists...scored a career-high 19 points this season in the win over Dayton on Jan. 16 at Cintas Center, while being voted the Blackburn/McCafferty MVP by the media...had 14 points and six assists in the win over Charlotte on Jan. 13.

JACKSON CAME UP BIG IN THE 2009 NCAA TOURNAMENT: Averaged 10.0 points, 2.7 rebounds, 2.0 assists and 2.3 steals for XU's three 2009 NCAA Tournament games...scored 13 points to go with three assists and a career-high tying four steals in the first round win over Portland State, while earning CBS/Chevrolet Game MVP honors.

2008-09: Started the last 11 games at point guard, averaging 7.8 points, 4.0 rebounds, 2.7 assists and a 2.73-to-1.00 assist-to-turnover ratio for those starts...started the first 11 games of the season but had not started since the Dec. 23 Butler game until the season-ending stretch...led Xavier in assists for the season at 2.7 per game...scored 15 points at Cincinnati...named Blackburn/McCafferty Game MVP by the media for the Dayton game on March 5

2009-10 Game-By-Game

Opponent	Min	FG-A	3-PT	FT-A	OR	DR	TR	PF	A	TO	B	S	PTS
Youngstown	21	2-2	0-0	3-3	1	2	3	4	1	1	0	0	7
Bowling Gr.	23	2-4	1-3	0-0	0	3	3	2	4	1	0	0	5
Sacred Heart	15	2-4	1-3	2-3	0	3	3	4	2	0	0	2	7
Marquette	25	2-6	1-4	0-0	0	2	2	4	0	4	0	2	5
Creighton	32	2-4	2-3	1-2	0	5	5	1	5	2	0	2	7
Baylor	32	2-4	1-2	0-0	0	4	4	2	2	1	0	0	5
Kent State	23	4-8	1-4	0-0	0	2	2	1	2	3	0	0	9
@ Kansas St.	25	0-3	0-2	0-0	0	2	2	4	1	2	0	1	0
Cincinnati	28	2-5	2-4	3-4	2	1	3	4	1	0	0	0	9
@ Butler	32	1-4	1-2	0-0	0	1	1	2	0	1	0	0	3
Miami (Ohio)	25	3-4	3-3	0-0	0	2	2	1	2	1	1	2	9
LSU	18	0-6	0-5	0-0	0	5	5	3	1	2	0	1	0
@ Wake For.	23	0-3	0-2	0-0	2	3	5	4	3	2	0	1	0
@ La Salle	28	3-5	3-5	0-0	0	3	3	2	4	5	0	1	9
@ G. Wash.	32	3-5	2-2	0-0	1	4	5	2	3	2	0	2	8
Charlotte	21	5-8	4-7	0-0	0	3	3	5	6	3	0	3	14
Dayton	35	6-13	5-8	2-2	1	4	5	2	2	1	0	1	19
@ Temple	25	1-4	1-4	0-0	0	2	2	5	3	2	0	2	3
Rhode Island	19	1-4	0-2	0-0	0	3	3	3	0	1	0	1	2
Duquesne	21	2-4	2-4	0-0	1	3	4	1	2	2	0	1	6
Fordham	19	2-5	2-4	0-0	0	1	1	5	3	1	0	2	6
@ UMass	30	2-5	1-3	0-0	0	2	2	2	5	2	1	0	5
@ Dayton	32	3-8	3-8	0-0	1	1	2	3	2	2	0	2	9
@ Florida	23	2-7	2-6	0-0	1	1	2	3	2	0	1	1	6
St. Joseph's	24	1-3	1-3	0-0	1	7	8	1	5	3	0	0	3
@ Charlotte	24	2-6	1-5	0-0	1	3	4	5	3	4	0	1	5
@ St. Louis	24	1-4	0-2	0-0	0	4	4	2	1	0	0	1	2
Richmond	23	0-5	0-4	0-0	0	3	3	5	2	4	0	0	0
@ Fordham	22	3-7	3-5	0-0	0	1	1	0	1	1	1	0	9
St. Bona.	23	3-8	3-7	2-2	0	2	2	2	2	0	0	1	11
Dayton	29	1-5	1-5	2-2	1	5	6	2	1	4	1	2	5
Richmond	26	2-4	2-3	4-5	1	4	5	3	1	2	0	1	10
Minnesota	30	2-7	2-6	3-4	0	1	1	1	3	1	0	3	9
Pittsburgh	31	3-6	3-6	0-2	1	2	3	0	1	0	0	1	9
Kansas State	36	4-7	3-6	0-0	2	2	4	4	2	3	1	1	11

after scoring a team-high tying 14 points (XU's first 11 of the game) to go with a career-high eight rebounds...scored 13 points and dished off a career-high seven assists in the win over Auburn...hit the buzzer-beater from halfcourt that lifted Xavier to an overtime win over Virginia Tech in the Puerto Rico Tip-Off.

2007-08: Made a big shot in the NCAA Tournament, a three-point-er against Georgia that put XU ahead for good at 52-49 with 7:21 left...XU, which had trailed by 11 points with 16 minutes left, led the rest of the way after his trey...also hit a big three-point-er late in regulation against West Virginia.

HIGH SCHOOL: Finished his career as McClain's all-time leader for points (2,423), rebounds (1,014), assists (502) and steals (312)...posted a composite record of 85-12 during his four-year career...First Team All-Ohio three straight years...coach: Rick VanMatre.

PERSONAL: A liberal arts major...born April 7, 1988 in Columbus, Ohio...mother is Krista Toney Jackson.

Jackson's Career Numbers

Season	G/GS	Min/G	FG-FGA	Pct	3FG-FGA	Pct	FT-FTA	Pct	Off	Def	Tot	Avg	PF	FO	A	TO	Blk	Stl	Pts	Avg
2007-08	35/1	363/10.4	25-71	.352	17-46	.370	16-26	.615	4	36	40	1.1	48	1	20	21	2	22	83	2.4
2008-09	35/22	950/27.1	70-192	.365	42-125	.336	50-68	.735	9	112	121	3.5	84	2	94	69	5	45	232	6.6
2009-10	35/33	899/25.7	74-187	.396	57-142	.401	22-29	.759	17	96	113	3.2	94	5	78	63	6	38	227	6.5
TOTAL	105/56	2212/21.1	169-450	.376	116-313	.371	88-123	.715	30	244	274	2.6	226	8	192	153	13	105	542	5.2

Career Highs - Points – 19 vs. Dayton (1-16-10); **Rebounds** – 8 vs. Saint Joseph's (2-17-10) and Dayton (3-5-09); **Assists** – 7 vs. Auburn (12-3-08); **Blocks** – 1 13 Times; **Steals** – 4 vs. Portland State in NCAA Tournament (3-20-09), at Fordham (1-11-09) and vs. Dayton (1-24-08); **Turnovers** – 8 vs. Auburn (12-3-08); **Field Goals** – 6 vs. Dayton (1-16-10); **Three-Point Field Goals** – 5 vs. Dayton (1-16-10); **Free Throws** – 5 vs. Memphis in Puerto Rico Tip-Off (11-23-08); **Minutes Played** – 36 vs. Kansas St. in NCAA Tournament (3-25-10).

GO XAVIER.COM

2010 XAVIER UNIVERSITY POSTSEASON BASKETBALL

2004 & 2008 NCAA ELITE EIGHT • 2009 & 2010 NCAA SWEET 16

#31 Jason Love

6-9 • 265
Senior
Forward / Center
Philadelphia, Pa.
Abington Friends



LOVE FOR XU'S LONE SENIOR: Second Team All-Atlantic 10 selection by *Sporting News* and Third Team All-Atlantic 10 selection by the A-10 coaches...had nine double-doubles as a senior, including 11 points and 15 rebounds against Kansas State in the NCAA Tournament Regional Semifinal on March 25...had 17 points and 10 rebounds against Dayton in the A-10 Tournament on March 12...earned Atlantic 10 Co-Player of the Week honors after scoring 20 points, hitting 9-of-12 from the field, and grabbing 10 rebounds in the win on Feb. 13 at Florida...recorded 25 double-figure scoring games as a senior...had 14 points, eight rebounds and two blocks in the Pitt win in the NCAA Tournament...had 16 points and nine rebounds in the Richmond win on Feb. 28...posted a career-high tying 21-point, nine-rebound game at Saint Louis on Feb. 24 that included 15 points in the second half...scored 17 points, hitting 8-of-9 from the field, to go with nine rebounds against Duquesne on Jan. 28...had 16 points at Temple on Jan. 20, hitting all six shots from the field, to go with seven rebounds...had a 19-point, 13-rebound effort at George Washington that included 12 points and 12 rebounds in the second half...career-high tying totals in rebounds (19) and blocks (5) against Cincinnati; had five of XU's final six points in the second overtime...career-high 21 points on 9-of-11 shooting, a career-high 19 rebounds and five blocks against Marquette on Nov. 26.

XAVIER'S ALL-TIME WINS LEADER: Xavier recorded a 108-33 (.766) record during his career...the 108 wins broke the school record of 103, which was set by 2009 XU graduate B.J. Raymond...Xavier teams during his career won eight NCAA Tournament games, which is the XU school record for a player.

TEAM LEADER: Led the team in rebounding at 8.7 rpg. (fourth in the Atlantic 10), including his career-high 19-rebound games against Cincinnati and Marquette and 15 against Kansas State in the NCAA Tournament...also led the team in blocks at 1.4 bpg. (tied for ninth in the A-10), including a career-high six in the win over Dayton on Jan. 16...third on the team in scoring at 11.8 ppg...started for XU 91 times in his last three seasons, including the last 70 games.

LOVE MADE HIS MARK ON THE SCHOOL RECORD BOOKS: Had 734 career rebounds, which ranks 12th in Xavier history...also

2009-10 Game-By-Game

Opponent	Min	FG-A	3-PT	FT-A	OR	DR	TR	PF	A	TO	B	S	PTS
Youngstown	26	2-2	0-0	8-11	2	6	8	2	0	3	3	0	12
Bowling Gr.	23	4-7	0-0	4-7	4	8	12	1	0	1	0	0	12
Sacred Heart	21	5-8	0-0	4-4	8	7	15	1	2	2	2	0	14
Marquette	32	9-11	0-0	3-3	8	11	19	3	2	1	5	0	21
Creighton	26	1-2	0-0	2-2	1	4	5	2	0	4	2	0	4
Baylor	25	1-5	0-0	2-2	2	5	7	5	0	2	2	0	4
Kent State	30	4-6	0-0	2-2	2	8	10	1	0	2	3	1	10
@ Kansas St.	31	1-5	0-0	3-5	3	1	4	3	0	2	1	1	5
Cincinnati	41	3-9	0-0	1-4	3	16	19	3	0	2	5	1	7
@ Butler	29	7-9	0-0	0-1	3	4	7	3	0	3	2	0	14
Miami (Ohio)	23	3-4	0-0	5-6	1	2	3	4	1	1	4	0	11
LSU	26	5-10	0-0	1-2	3	4	7	1	1	0	0	1	11
@ Wake For.	18	3-6	0-0	0-0	2	4	6	5	0	0	2	0	6
@ La Salle	32	3-9	0-0	5-6	3	5	8	1	0	1	0	0	11
@ G. Wash.	34	6-12	0-0	7-10	7	6	13	3	2	1	1	0	19
Charlotte	24	5-7	0-0	0-0	0	2	2	4	1	0	0	0	10
Dayton	32	3-9	0-0	4-7	4	4	8	3	0	2	6	1	10
@ Temple	30	6-6	0-0	4-6	2	5	7	4	1	3	0	1	16
Rhode Island	23	5-7	0-0	0-1	2	4	6	4	0	2	0	1	10
Duquesne	19	8-9	0-0	1-2	4	5	9	2	1	1	2	1	17
Fordham	17	3-4	0-0	0-0	1	6	7	4	2	2	0	1	6
@ UMass	32	6-7	0-0	3-4	4	1	5	4	3	1	1	0	15
@ Dayton	27	2-8	0-0	3-5	0	6	6	2	0	1	1	1	7
@ Florida	22	9-12	0-0	2-2	5	5	10	4	1	0	0	0	20
St. Joseph's	22	6-8	0-0	3-6	7	5	12	1	2	2	1	1	15
@ Charlotte	32	4-7	0-0	2-2	1	3	4	2	1	1	0	0	10
@ St. Louis	31	9-17	0-0	3-4	6	3	9	3	1	1	2	0	21
Richmond	37	6-9	0-0	4-9	5	4	9	2	1	2	1	1	16
@ Fordham	20	4-13	0-0	0-2	4	9	13	2	2	2	0	0	8
St. Bona.	24	4-8	0-0	6-6	4	5	9	4	2	3	0	2	14
Dayton	33	4-9	0-0	9-9	2	8	10	4	1	2	1	0	17
Richmond	32	3-6	0-0	1-2	3	2	5	2	1	3	1	0	7
Minnesota	26	1-9	0-0	5-5	2	6	8	2	0	1	0	0	7
Pittsburgh	31	5-8	0-0	4-5	3	5	8	2	1	2	2	0	14
Kansas State	42	5-13	0-0	1-2	6	9	15	4	0	2	0	1	11

is high on the all-time career blocks list with 127 career blocks, which ranks tied for fourth in Xavier history with long-time NBA standout **Brian Grant** (127 from 1990-94)...his 126 career games played put him in a tie for eighth place all-time.

FIRST THREE SEASONS AS A MUSKETEER: As a junior, he was second on the team in rebounding at 5.9 rpg. and blocked shots at 1.17 bpg...as a sophomore, he led XU with 10 rebounds in the 2008 NCAA Regional Semifinal win over West Virginia...injury forced him out of action for a big part of his freshman season.

HIGH SCHOOL: Averaged 14.0 points, 9.1 rebounds and 2.0 blocks while shooting 58 percent from the field as a senior...led his team to a 25-2 record...basketball coach: Steve Chadwin.

PERSONAL: A sociology major...born September 15, 1987 in Philadelphia, Pennsylvania...father is Wendell Love.

Love's Career Numbers

Season	G/GS	Min/G	FG-FGA	Pct	3FG-FGA	Pct	FT-FTA	Pct	Off	Def	Tot	Avg	PF	FO	A	TO	Blk	Stl	Pts	Avg
2006-07	19/0	76/4.0	8-11	.727	0-0	.000	4-14	.286	8	13	21	1.1	18	0	2	5	6	1	20	1.1
2007-08	37/21	665/18.0	77-137	.562	0-0	.000	67-111	.604	90	112	202	5.5	94	2	17	36	30	9	221	6.0
2008-09	35/35	760/21.7	76-141	.539	0-0	.000	83-105	.790	84	122	206	5.9	75	1	18	47	41	14	235	6.7
2009-10	35/35	973/27.8	155-281	.552	0-0	.000	102-144	.708	117	188	305	8.7	97	2	29	58	50	15	412	11.8
TOTAL	126/91	2474/19.6	316-570	.554	0-0	.000	256-374	.684	299	435	734	5.8	284	5	66	146	127	39	888	7.0

Career Highs - Points – 21 at Saint Louis (2-24-10) and vs. Marquette at Old Spice Classic (11-26-09); **Rebounds** – 19 vs. Cincinnati (12-13-09) and vs. Marquette at Old Spice Classic (11-26-09); **Assists** – 3 at UMass (2-3-10); **Blocks** – 6 vs. Dayton (1-16-10); **Steals** – 3 vs. George Washington (2-22-09); **Turnovers** – 4 vs. Creighton at Old Spice Classic (11-27-09) and at Rhode Island (1-15-09) and at Auburn (1-6-08); **Field Goals** – 9 at Saint Louis (2-24-10), at Florida (2-13-10) and vs. Marquette at Old Spice Classic (11-26-09); **Three-Point Field Goals** – None; **Free Throws** – 8 vs. Youngstown State (11-13-09) and vs. La Salle (1-18-09); **Minutes Played** – 42 vs. Kansas State in NCAA Tournament (3-25-10).

GOXAVIER.COM

2010 XAVIER UNIVERSITY POSTSEASON BASKETBALL

5 STRAIGHT NCAA TOURNAMENTS • 9 OF THE LAST 10 NCAA TOURNAMENTS

10 Mark Lyons

6-1 • 195
RS Freshman
Guard
Schenectady, N.Y.
Brewster Acad.
(Wolfeboro, N.H.)



LYONS ROARING: Fifth on the team in scoring at 7.8 ppg...fourth on the team in assists at 2.1 per game...scored in double figures 13 times as a freshman, including four of the last eight games...scored 13 points in the Atlantic 10 Semifinal game against Richmond...contributed 10 points, six rebounds and three steals to the Richmond win on Feb. 28...added 11 points and four rebounds in the win at Fordham on March 3 and 10 points and three assists against St. Bonaventure on March 6...scored a career-high 19 points in the win over Saint Joseph's on Feb. 17, while hitting 6-of-7 from the field, including 4-of-4 from three-point territory...suffered a severe bone bruise in his left knee during the game at Wake Forest on Jan. 3...sat out each of the first three Atlantic 10 games...had made his first collegiate starts in the last five games prior to missing the La Salle game on Jan. 7...had 10 points to go with three assists against Duquesne on Jan. 28...logged 31 minutes and contributed 11 points, three rebounds and two assists in the Cincinnati win...scored 11 points against Marquette on Nov. 26...had five assists and four steals in the Baylor game on Nov. 29...contributed 12 points, three rebounds and three assists in his debut against Youngstown State on Nov. 13...added 10 points and three assists in the Bowling Green win on Nov. 17...had 12 points and four assists against Sacred Heart on Nov. 21.

FRESHMAN GUARD EARNED ATLANTIC 10 HONORS: Named Atlantic 10 Conference Co-Rookie of the Week for the week ending Dec. 26...scored a career-high 13 points, hitting 5-of-7 shots from the field, to go with four assists, three rebounds and two steals in the win over Miami (Ohio) on Dec. 23.

2008-09: 2008-09 Preseason Atlantic 10 Conference All-Rookie Team selection...practiced with the Xavier team.

AT BREWSTER ACADEMY: Team co-captain who led his team in scoring at 21.0 ppg. while also dishing off 3.5 apg...led his team to a 31-4 record, establishing a new school record for victories, while earning a spot in the semifinals of the National Prep Championship...fell to eventual National Champion Hargrave Military in the 2008 National Prep Championship semifinals at Fordham despite 29 points and five assists from Lyons...had 25 points to lead Brew-

2009-10 Game-By-Game

Opponent	Min	FG-A	3-PT	FT-A	OR	DR	TR	PF	A	TO	B	S	PTS
Youngstown	23	3-6	1-3	5-5	0	3	3	2	3	2	0	0	12
Bowling Gr.	23	4-7	0-0	2-4	0	3	3	2	3	3	0	0	10
Sacred Heart	24	2-5	0-0	8-10	0	2	2	2	4	1	0	1	12
Marquette	26	4-9	2-3	1-3	2	0	2	4	2	2	0	1	11
Creighton	22	2-6	0-1	5-8	0	3	3	3	1	1	0	2	9
Baylor	21	3-7	2-4	0-3	0	3	3	3	5	3	0	4	8
Kent State	23	2-5	0-1	2-5	0	3	3	2	4	2	2	3	6
@ Kansas St.	22	0-6	0-2	3-4	0	3	3	4	3	0	0	0	3
Cincinnati	31	3-6	1-2	4-5	0	3	3	1	2	3	0	1	11
@ Butler	29	2-6	0-1	2-2	0	1	1	4	1	1	0	1	6
Miami (Ohio)	29	5-7	2-3	1-1	1	2	3	2	4	1	1	2	13
LSU	23	4-9	2-5	2-2	2	2	4	2	2	1	0	1	12
@ Wake For.	20	4-11	1-1	0-0	1	5	6	5	0	1	0	3	9
@ La Salle	DNP-injury												
@ G. Wash.	DNP-injury												
Charlotte	DNP-injury												
Dayton	13	1-4	0-1	0-0	0	0	0	1	0	0	1	1	2
@ Temple	19	3-8	1-3	0-0	0	1	1	3	1	1	0	0	7
Rhode Island	15	1-2	0-0	0-0	0	2	2	1	0	4	0	0	2
Duquesne	22	4-7	1-2	1-1	0	4	4	2	3	2	0	2	10
Fordham	17	2-5	0-1	2-5	0	0	0	4	3	1	0	1	6
@ UMass	18	3-6	0-2	0-0	0	3	3	1	4	0	0	0	6
@ Dayton	16	1-5	0-2	1-2	0	1	1	1	1	2	0	0	3
@ Florida	26	1-5	0-2	0-0	1	3	4	3	3	2	1	1	2
St. Joseph's	21	6-7	4-4	3-4	0	3	3	3	1	3	0	0	19
@ Charlotte	23	0-4	0-3	8-8	0	3	3	2	3	4	0	0	8
@ St. Louis	22	1-4	0-0	2-2	0	0	0	1	0	1	0	1	4
Richmond	32	4-10	0-2	2-2	0	6	6	1	1	4	0	3	10
@ Fordham	24	3-10	3-7	2-4	0	4	4	2	1	1	0	0	11
St. Bona.	21	3-7	1-3	3-4	0	1	1	1	3	0	1	0	10
Dayton	20	2-4	0-1	4-6	1	3	4	2	0	3	0	1	8
Richmond	30	5-13	1-3	2-3	0	3	3	1	2	3	0	1	13
Minnesota	20	1-4	0-1	0-0	1	1	2	1	3	1	0	0	2
Pittsburgh	18	0-3	0-1	1-4	0	0	0	1	2	0	0	1	1
Kansas State	11	1-3	0-0	0-0	0	0	0	4	2	2	0	2	2

ster in its quarterfinal win over American Christian...team won the school's first New England Class A Championship...scored 32 points in an overtime win in the regular season over Bridgton...named Most Valuable Player of the 22nd annual New Hampton Invitational Tournament after leading his squad to the title...was ranked No. 103 by Rivals.com in the final rankings and Rivals.com referred to Lyons as "a jet quick guard who can score"...Brewster Academy head basketball coach: Jason Smith.

BEFORE BREWSTER ACADEMY: Prior to the 2007-08 season, Lyons played at Schenectady High in Schenectady, N.Y...he also played one year at South Kent (Conn.) Prep.

PERSONAL: Undecided on a major...born July 4, 1989 in Albany, New York...mother is Jacqueline Lyons.

Lyons' Career Numbers

Season	G/GS	Min/G	FG-FGA	Pct	3FG-FGA	Pct	FT-FTA	Pct	Off	Def	Tot	Avg	PF	FO	A	TO	Blk	Stl	Pts	Avg
2009-10	32/5	705/22.0	80-201	.398	22-64	.344	66-97	.680	9	71	80	2.5	71	1	67	55	6	33	248	7.8
TOTAL	32/5	705/22.0	80-201	.398	22-64	.344	66-97	.680	9	71	80	2.5	71	1	67	55	6	33	248	7.8

Career Highs - Points – 19 vs. Saint Joseph's (2-17-10); **Rebounds** – 6 vs. Richmond (2-28-10) and at Wake Forest (1-3-10); **Assists** – 5 vs. Baylor at Old Spice Classic (11-29-09); **Blocks** – 2 vs. Kent State (12-4-09); **Steals** – 4 vs. Baylor at Old Spice Classic (11-29-09); **Turnovers** – 4 vs. Rhode Island (1-23-10); **Field Goals** – 6 vs. Saint Joseph's (2-17-10); **Three-Point Field Goals** – 4 vs. Saint Joseph's (2-17-10); **Free Throws** – 8 at Charlotte (2-20-10) and vs. Sacred Heart (11-21-09); **Minutes Played** – 32 vs. Richmond (2-28-10).

GO XAVIER.COM

2010 XAVIER UNIVERSITY POSTSEASON BASKETBALL

2004 & 2008 NCAA ELITE EIGHT • 2009 & 2010 NCAA SWEET 16

#22 Jamel McLean

6-8 • 235
Junior
Forward
Hampton, Va.
Bethel
Univ. of Tulsa



McLEAN THE GLASS AND SCORE AS A JUNIOR: Second on the team in rebounding as a junior at 7.5 rpg. (seventh in the Atlantic 10), including his career-high 14-rebound game in the NCAA First Round win over Minnesota...that was one of eight double-figure rebound games for McLean in his junior season...had 13-rebound games against Richmond on Feb. 28, at Florida on Feb. 13 and versus Sacred Heart on Nov. 21...had his fourth double-double of the season at Charlotte on Feb. 20 with 14 points and 11 rebounds...had a 14-point, game-high 11-rebound game at UMass on Feb. 3...had back-to-back double-doubles with a career-high 21 points and 10 rebounds at Wake Forest on Jan. 3 and 10 points and 10 rebounds against LSU on Dec. 29...had a 16-point, eight-rebound game against Rhode Island on Jan. 23...hit 50 of his last 73 (.685) free throw attempts to raise his free throw percentage from 55.0 percent (44-of-80) to 61.4 percent (94-of-153)...made his first XU starts in the first nine games, came off the bench for the next 10 and then returned to the starting lineup for the last 16 games...swatted a career-high tying four shots against Duquesne on Jan. 28 and had 16 points on 6-of-7 shooting from the field and 4-of-4 shooting from the free-throw line against Fordham on Jan. 31 to go with seven rebounds and three steals...had a nine-rebound game against Miami on Dec. 23...scored 17 points against Baylor on Nov. 29...was on the ESPN top highlights on Nov. 27 for his fast break dunk against Creighton and again on March 13 for an impressive block against Richmond.

CAME UP BIG DOWN THE STRETCH IN 2008-09: Grabbed nine rebounds against Temple in the Atlantic 10 Semifinals...grabbed six more rebounds in the NCAA win over Portland State...grabbed four rebounds and slammed home three dunks for six points in the Wisconsin win...hit 16 of his last 27 shots from the field (.593) over the last nine games, including 11 dunks...came up big in the win over Dayton on March 5 with 10 points, hitting all four of his shots from the field and both free throws, to go with five rebounds, two assists and two blocks in just 14 minutes.

MORE 2008-09: Eight rebounds to go with eight points in 13 minutes at Charlotte...11 rebounds against Robert Morris...11 points

2009-10 Game-By-Game

Opponent	Min	FG-A	3-PT	FT-A	OR	DR	TR	PF	A	TO	B	S	PTS
Youngstown	23	2-4	0-0	3-3	1	6	7	1	1	2	1	0	7
Bowling Gr.	20	0-3	0-0	6-8	2	3	5	3	1	1	0	0	6
Sacred Heart	22	3-4	0-0	2-4	2	11	13	2	3	2	1	1	8
Marquette	28	3-8	0-0	0-0	4	5	9	3	1	6	0	1	6
Creighton	24	3-5	0-0	0-0	1	3	4	1	2	0	0	0	6
Baylor	26	7-11	0-0	3-8	2	3	5	2	0	1	0	1	17
Kent State	29	2-2	0-0	4-6	1	6	7	2	1	5	0	1	8
@ Kansas St.	17	1-4	0-0	2-2	5	2	7	4	0	0	0	1	4
Cincinnati	19	0-3	0-0	1-2	1	4	5	2	0	1	3	0	1
@ Butler	3	0-0	0-0	0-2	0	0	0	1	0	0	0	0	0
Miami (Ohio)	21	2-8	0-0	2-7	3	6	9	2	1	1	1	0	6
LSU	17	4-6	0-0	2-5	7	3	10	2	0	1	0	0	10
@ Wake For.	38	6-10	0-0	9-12	4	6	10	4	0	2	0	1	21
@ La Salle	21	3-4	0-0	0-1	0	4	4	3	0	1	3	1	6
@ G. Wash.	18	1-5	0-0	1-2	4	3	7	3	2	0	1	0	3
Charlotte	25	2-4	0-0	4-7	2	2	4	3	0	1	3	0	8
Dayton	14	0-2	0-0	2-2	2	1	3	3	0	1	0	0	2
@ Temple	19	2-3	0-0	0-0	4	4	8	0	0	0	1	0	4
Rhode Island	24	5-7	0-0	6-12	5	3	8	1	1	0	0	0	16
Duquesne	21	2-5	0-0	4-4	3	0	3	1	1	0	4	1	8
Fordham	26	6-7	0-0	4-4	3	4	7	2	2	0	0	3	16
@ UMass	22	4-7	0-0	6-8	2	9	11	2	2	1	0	1	14
@ Dayton	26	3-5	0-0	1-1	3	4	7	4	1	2	0	0	7
@ Florida	34	3-7	0-0	2-5	5	8	13	3	1	0	2	0	8
St. Joseph's	27	6-7	0-0	2-3	3	6	9	0	0	0	1	0	14
@ Charlotte	30	6-8	0-0	2-4	3	8	11	3	1	1	1	1	14
@ St. Louis	21	3-8	0-0	1-1	4	2	6	5	0	2	1	0	7
Richmond	42	2-3	0-0	5-6	5	8	13	3	2	1	1	1	9
@ Fordham	22	6-10	0-0	4-7	5	3	8	0	0	2	0	0	16
St. Bona.	28	6-9	0-0	3-4	6	3	9	1	1	5	1	3	15
Dayton	27	1-4	0-0	2-4	3	3	6	2	1	0	1	1	4
Richmond	32	3-6	0-0	5-8	6	1	7	2	1	0	2	3	11
Minnesota	30	3-9	0-0	1-3	6	8	14	3	0	1	0	0	7
Pittsburgh	30	1-4	0-0	0-2	1	5	6	4	0	1	0	1	2
Kansas State	30	0-2	0-0	5-6	1	6	7	5	0	0	2	0	5

versus Memphis...double-double against IPFW in his first career game at XU (10 points and 10 rebounds)...traveled to Taiwan in July of 2008 on a tour with sports ministry Athletes in Action.

2006-07 SEASON AT TULSA: Played in all 31 games, starting seven times...averaged 6.0 points and shot 55.8 percent from the field as a freshman...second on the team at 4.8 rpg...helped Tulsa and head coach Doug Wojcik record a 20-11 overall record.

AT BETHEL HIGH: Averaged 14.5 points, 15.0 rebounds and 3.0 blocked shots a game as a senior...led his senior team to a 27-1 record...basketball coach: Craig Brehon.

PERSONAL: A liberal arts major...born April 18, 1988 in Brooklyn, New York...parents are Velma McNeil and the late William McLean.

McLean's Career Numbers

Season	G/GS	Min/G	FG-FGA	Pct	3FG-FGA	Pct	FT-FTA	Pct	Off	Def	Tot	Avg	PF	FO	A	TO	Blk	Stl	Pts	Avg
2006-07*	31/7	523/16.9	67-120	.558	2-5	.400	49-88	.557	52	98	150	4.8	54	0	14	42	35	17	185	6.0
2008-09	35/0	510/14.6	60-104	.577	0-1	.000	33-71	.465	64	90	154	4.4	66	1	23	39	26	13	153	4.4
2009-10	35/25	856/24.5	101-194	.521	0-0	.000	94-153	.614	109	153	262	7.5	82	2	26	41	30	22	296	8.5
TOTAL*	101/32	1889/18.7	228-418	.545	2-6	.333	176-312	.564	225	341	566	5.6	202	3	63	122	91	52	634	6.3

* Includes statistics at Tulsa

Xavier Career Highs - Points – 21 at Wake Forest (1-3-10); **Rebounds** – 14 vs. Minnesota in NCAA Tournament (3-19-10); **Assists** – 3 vs. Sacred Heart (11-21-09) and at St. Bonaventure (1-21-09) and vs. Auburn (12-3-08); **Blocks** – 4 vs. Duquesne (1-28-10) and Fordham (2-14-09); **Steals** – 3 vs. Richmond in A-10 Tournament (3-13-10) and vs. Fordham (1-31-10); **Turnovers** – 6 vs. Marquette at Old Spice Classic (11-26-09); **Field Goals** – 7 vs. Baylor at Old Spice Classic (11-29-09); **Three-Point Field Goals** – 0; **Free Throws** – 9 at Wake Forest (1-3-10); **Minutes Played** – 42 vs. Richmond (2-28-10).

2010 XAVIER UNIVERSITY POSTSEASON BASKETBALL

5 STRAIGHT NCAA TOURNAMENTS • 9 OF THE LAST 10 NCAA TOURNAMENTS

12 Brad Redford

6-0 • 175
Sophomore
Guard
Frankenmuth,
Mich.
Frankenmuth



ONE OF COLLEGE BASKETBALL'S BEST SHOOTERS WAS SLOWED DOWN BY INJURY: A left hip injury limited him for the last 10 games of the season...did come back to contribute five points in nine minutes against Pittsburgh in the NCAA Second Round, including a three-pointer...hit a pair of three-pointers in the NCAA Regional Semifinal against Kansas State...was ranked by FOXSports.com as the second-best shooter in college basketball entering the 2009-10 season...that was a list of the top 50 shooters, according to Jeff Goodman, a senior college basketball writer for FOXSports.com.

AN ATLANTIC 10 LEADER: Second in the Atlantic 10 in three-point field goal percentage at 42.5 percent (48-of-113) as a sophomore, including hitting 4-of-5 three-point attempts on his way to a career-high 16 points at Kansas State...scored in double figures five times as a sophomore, including 11 on Jan. 31 against Fordham...hit 4-of-6 three-pointers for 12 points against Charlotte...48 of his 52 field goals this past season were three-pointers...in fact, 101 of his 108 career field goals have been three-pointers.

ATLANTIC 10 AND SCHOOL RECORD AS A FRESHMAN: Led the entire Atlantic 10 in three-point percentage at a school-record 46.5 percent (53-of-114) despite the fact that many of his three-pointers came from way beyond the new and deeper three-point line...his three-point percentage broke the single season mark (.457 on 63-of-138) set by then-senior Jamie Gladden in the 1992-93 season...53 of Redford's 56 field goals last season were treys.

MORE 2008-09: Averaged 6.2 points in 14.6 minutes per game over the last 24 games compared with 2.9 points and 8.8 minutes for the first 11 games...hit a career-high tying five three-pointers on his way to 15 points against Fordham on Feb. 14...drilled four three-pointers on his way to 12 points in wins over Temple and George Washington...took an elbow in practice on January 20 to his upper lip that required 16 stitches but was back at shootaround that night...was a big part of the XU offense the following night at St. Bonaventure with four three-pointers on his way to 14 points to go with two assists in 23 minutes, including a 3-of-3 effort in the first half that helped XU build a commanding 41-22 halftime lead...hit a career-high five three-pointers on his way to 15 points against Robert Morris.

2009-10 Game-By-Game

Opponent	Min	FG-A	3-PT	FT-A	OR	DR	TR	PF	A	TO	B	S	PTS
Youngstown	19	3-7	3-6	2-2	1	1	2	3	1	0	0	1	11
Bowling Gr.	15	4-5	4-5	0-0	0	0	0	1	0	1	0	0	12
Sacred Heart	14	3-6	3-5	0-0	0	1	1	2	2	1	0	1	9
Marquette	13	0-3	0-3	0-0	0	1	1	1	0	0	0	0	0
Creighton	12	2-5	1-3	2-2	0	0	0	1	1	0	0	0	7
Baylor	13	2-4	2-3	0-0	0	0	0	0	1	0	0	0	6
Kent State	20	3-7	2-6	0-0	0	1	1	0	1	1	0	1	8
@ Kansas St.	15	4-5	4-5	4-6	0	1	1	0	0	4	0	0	16
Cincinnati	15	0-0	0-0	0-0	0	0	0	1	0	0	0	0	0
@ Butler	17	2-3	2-3	2-2	0	1	1	1	0	0	0	1	8
Miami (Ohio)	12	1-4	1-4	0-0	0	0	0	0	0	0	0	0	3
LSU	18	3-6	2-5	0-0	0	1	1	0	0	0	0	1	8
@ Wake For.	17	1-5	1-5	0-0	0	1	1	0	0	0	0	1	3
@ La Salle	17	1-6	1-6	0-0	0	2	2	1	0	1	0	0	3
@ G. Wash.	19	3-5	3-5	0-0	0	0	0	0	0	1	0	0	9
Charlotte	24	4-6	4-6	0-0	0	4	4	0	0	3	1	0	12
Dayton	17	2-3	2-3	0-0	0	0	0	2	2	0	0	0	6
@ Temple	12	3-7	3-7	0-0	0	0	0	0	0	0	0	1	9
Rhode Island	21	1-5	1-5	0-0	0	2	2	0	2	1	0	0	3
Duquesne	15	0-1	0-1	0-0	0	0	0	0	1	1	0	0	0
Fordham	19	3-6	3-6	2-2	0	1	1	2	0	0	0	0	11
@ UMass	6	0-1	0-1	0-0	0	0	0	4	1	0	0	0	0
@ Dayton	8	1-3	1-3	0-0	0	0	0	1	0	0	0	0	3
@ Florida	9	0-2	0-2	0-0	0	1	1	0	0	1	0	0	0
St. Joseph's	13	1-5	1-5	0-0	0	0	0	2	1	1	0	0	3
@ Charlotte	DNP												
@ St. Louis	DNP												
Richmond	0+	0-0	0-0	0-0	0	0	0	0	0	0	0	0	0
@ Fordham	DNP												
St. Bona.	DNP												
Dayton	2	0-0	0-0	0-0	0	0	0	0	0	0	0	0	0
Richmond	9	1-4	1-4	0-0	0	0	0	1	0	0	0	0	3
Minnesota	4	0-0	0-0	0-0	0	0	0	1	0	0	0	0	0
Pittsburgh	9	2-3	1-2	0-0	0	0	0	0	0	0	0	0	5
Kansas State	12	2-4	2-4	0-0	0	1	1	0	0	0	0	0	6

AT FRANKENMUTH HIGH SCHOOL: Averaged a school-record 36.7 points, 4.3 rebounds, 3.6 assists and 3.0 steals per game while leading his team to a school-record 23 wins and a 23-3 final mark, district and regional championships...won the prestigious Hal Schram Michigan "Mr. Basketball" Award and the Gatorade State of Michigan Player of the Year Award as a senior in addition to a long list of other honors...garnered national attention by hitting a state-record 102 consecutive free throws, while hitting a state-record 96.7 percent (208-of-215) for his senior season...finished with a number of Frankenmuth High School career records, including most points (2,146), most assists (395), most steals (242), most field goals made (679), most three-point field goals (314), most free throws made (474) and free throw percentage (93.3 percent)...basketball coach: Tim Crawford.

PERSONAL: Undecided on a major...born May 15, 1990 in Birmingham, Michigan...parents are Mike and Kris Redford...Dad ran track and cross country at Western Michigan.

Redford's Career Numbers

Season	G/GS	Min/G	FG-FGA	Pct	3FG-FGA	Pct	FT-FTA	Pct	Off	Def	Tot	Avg	PF	FO	A	TO	Blk	Stl	Pts	Avg
2008-09	35/0	447/12.8	56-123	.455	53-114	.465	15-19	.789	4	18	22	0.6	36	0	22	21	2	10	180	5.1
2009-10	31/0	416/13.4	52-121	.430	48-113	.425	12-14	.857	1	19	20	0.6	24	0	13	16	1	7	164	5.3
TOTAL	66/0	863/13.1	108-244	.443	101-227	.445	27-33	.818	5	37	42	0.6	60	0	35	37	3	17	344	5.2

Career Highs - Points – 16 at Kansas State (12-8-09); **Rebounds** – 4 vs. Charlotte (1-13-10) and St. Louis (1-8-09); **Assists** – 3 vs. Fordham (2-14-09), Charlotte (1-28-09) and IPFW (11-14-08); **Blocks** – 1 Twice; **Steals** – 2 vs. Fordham (2-14-09); **Turnovers** – 4 at Kansas State (12-8-09); **Field Goals** – 5 vs. Fordham (2-14-09) and Robert Morris (12-31-08); **Three-Point Field Goals** – 5 vs. Fordham (2-14-09) and Robert Morris (12-31-08); **Free Throws** – 4 at Kansas State (12-8-09); **Minutes Played** – 24 vs. Charlotte (1-13-10).

GOXAVIER.COM

2010 XAVIER UNIVERSITY POSTSEASON BASKETBALL

2004 & 2008 NCAA ELITE EIGHT • 2009 & 2010 NCAA SWEET 16

#21 Jeff Robinson

6-9 • 200
Freshman
Forward
Indianapolis, Ind.
Lawrence North



2009-10: Played well in six minutes against Duquesne on Jan. 28, grabbing a career-high three rebounds and hitting 2-of-3 from the field for four points...tied his career highs for points with six and rebounds with three in just seven minutes against Fordham on Jan. 31...also played well in seven minutes against Bowling Green on Nov. 17, hitting all three of his field goal attempts for a career-high six points...logged a season-high nine minutes against Sacred Heart on Nov. 21.

AT LAWRENCE NORTH HIGH SCHOOL: Played last season at Lawrence North, helping his team to a 25-3 record and a final ranking of No. 3 in Class 4A for the state of Indiana...former teammates during his Lawrence North career included Greg Oden and Mike Conley...most thrilling sports moment to date was beating the buzzer with a tip-in as a freshman playing in the first round of the Marion County Finals...basketball coach: Jack Keefer.

KEEFER ON ROBINSON: Lawrence North head coach Jack Keefer said Robinson has great potential. "Jeff is a very talented player," said Keefer. "He has tremendous jumping ability and quickness. There's no question that his best basketball is in front of him. As he matures and develops, I expect him to become quite a college player."

ESPN.COM ON ROBINSON: ESPN.com recruiting analysis on Robinson stated that he "is a long, athletic big man who can run with the best of them. He has a ton of potential. When you see him in skill sessions, you can see an impact player."

PERSONAL: A sports marketing major...born September 1, 1990 in Indianapolis, Indiana...full name is Jeffrey Wayne Robinson Jr...parents are Jeffrey Robinson Sr. and Liz Robinson...father played at Pittsburgh and earned letters in 1983 and 1984.

2009-10 Game-By-Game

Opponent	Min	FG-A	3-PT	FT-A	OR	DR	TR	PF	A	TO	B	S	PTS
Youngstown	4	0-1	0-1	2-2	0	2	2	3	1	0	0	0	2
Bowling Gr.	7	3-3	0-0	0-0	1	0	1	1	0	2	0	0	6
Sacred Heart	9	0-1	0-0	0-2	0	2	2	0	0	0	1	0	0
Marquette	DNP												
Creighton	DNP												
Baylor	DNP												
Kent State	DNP												
@ Kansas St.	1	0-0	0-0	0-0	0	0	0	1	0	0	0	0	0
Cincinnati	DNP												
@ Butler	DNP												
Miami (Ohio)	DNP												
LSU	3	0-1	0-0	0-0	0	1	1	1	0	0	1	0	0
@ Wake For.	DNP												
@ La Salle	DNP												
@ G. Wash.	DNP												
Charlotte	1	0-0	0-0	1-2	0	1	1	0	0	0	0	0	1
Dayton	DNP												
@ Temple	DNP												
Rhode Island	DNP												
Duquesne	6	2-3	0-0	0-0	3	0	3	1	0	1	0	0	4
Fordham	7	3-4	0-0	0-0	2	1	3	2	1	0	0	0	6
@ UMass	DNP												
@ Dayton	DNP												
@ Florida	DNP												
St. Joseph's	DNP												
@ Charlotte	DNP												
@ St. Louis	DNP												
Richmond	DNP												
@ Fordham	5	0-0	0-0	0-0	0	0	0	1	0	0	0	0	0
St. Bona.	1	0-0	0-0	0-2	0	0	0	0	0	0	0	0	0
Dayton	DNP												
Richmond	DNP												
Minnesota	DNP												
Pittsburgh	DNP												
Kansas State	DNP												

Robinson's Career Numbers

Season	G/GS	Min/G	FG-FGA	Pct	3FG-FGA	Pct	FT-FTA	Pct	Off	Def	Tot	Avg	PF	FO	A	TO	Blk	Stl	Pts	Avg
2009-10	10/0	44/4.4	8-13	.615	0-1	.000	3-8	.375	6	7	13	1.3	10	0	2	3	2	0	19	1.9
Totals	10/0	44/4.4	8-13	.615	0-1	.000	3-8	.375	6	7	13	1.3	10	0	2	3	2	0	19	1.9

Career Highs - Points – 6 vs. Fordham (1-31-10) and Bowling Green (11-17-09); **Rebounds** – 3 vs. Fordham (1-31-10) and Duquesne (1-28-10); **Assists** – 1 vs. Fordham (1-31-10) and Youngstown State (11-13-09); **Blocks** – 1 vs. LSU (12-29-09) and Sacred Heart (11-21-09); **Steals** – 0; **Turnovers** – 2 vs. Bowling Green (11-17-09); **Field Goals** – 3 vs. Fordham (1-31-10) and Bowling Green (11-17-09); **Three-Point Field Goals** – 0; **Free Throws** – 2 vs. Youngstown State (11-13-09); **Minutes Played** – 9 vs. Sacred Heart (11-21-09).

2010 XAVIER UNIVERSITY POSTSEASON BASKETBALL

5 STRAIGHT NCAA TOURNAMENTS • 9 OF THE LAST 10 NCAA TOURNAMENTS

#15 Andrew Taylor

6-8 • 215
Junior
Forward
Toledo, Ohio
St. John's Jesuit
Hillsdale College



2009-10: Played in all 35 games...grabbed a career-high tying six rebounds in 14 minutes of action at Saint Louis on Feb. 24... grabbed five big rebounds in the NCAA Tournament clash with Kansas State on March 25...played a career-high 20 minutes in the win over Rhode Island on Jan. 23...has had some big efforts, grabbing four rebounds in nine minutes against LSU on Dec. 29 and grabbing a career-high six rebounds in 14 minutes at Wake Forest on Jan. 3...hit both of his shots from the field en route to four points to go with two rebounds and two steals at George Washington on Jan. 10 in a then career-high 17 minutes of action...hit all six of his free throw attempts while recording a career-high tying six points against Charlotte on Jan. 13...enjoyed one of the best games of his Xavier career against Creighton on Nov. 27 with a career-high six points on 3-of-5 shooting from the field in 11 minutes of action... also was a key contributor off the bench in the double overtime win over Cincinnati on Dec. 13 with four points and a career-high two steals in 14 minutes...hit a three-pointer in seven minutes against Youngstown State on Nov. 13 and scored three points again against Bowling Green on Nov. 17 to go with three rebounds in eight minutes of action.

2008-09: Injuries limited his time the entire season...scored a season-high four points while hitting both of his shots from the field in a Xavier career-high six minutes at St. Bonaventure...played four minutes in his Xavier debut in the IPFW game, scoring his first two XU career points...added two more in the Ohio win and the Robert Morris win.

TRANSFER: A transfer from the Hillsdale College (Mich.) who practiced with the Musketeers in the 2007-08 season and played last season at XU...now has two seasons of eligibility remaining, beginning with the 2009-10 season.

2006-07 SEASON AT HILLSDALE COLLEGE (AS A FRESHMAN): Played in all 26 games, starting 25 times for Hillsdale, a Division II school in Michigan...team finished the season with a 15-11

2009-10 Game-By-Game

Opponent	Min	FG-A	3-PT	FT-A	OR	DR	TR	PF	A	TO	B	S	PTS
Youngstown	7	1-1	1-1	0-0	0	1	1	1	0	0	0	0	3
Bowling Gr.	8	1-1	0-0	1-1	0	3	3	3	2	0	1	0	3
Sacred Heart	8	1-2	0-0	0-0	0	1	1	0	1	0	0	0	2
Marquette	4	0-0	0-0	0-0	0	0	0	0	0	0	0	0	0
Creighton	11	3-5	0-0	0-3	1	1	2	2	1	0	0	0	6
Baylor	5	0-1	0-0	0-0	1	0	1	2	0	0	0	0	0
Kent State	9	1-2	0-1	0-0	0	2	2	0	0	1	2	0	2
@ Kansas St.	5	0-0	0-0	1-2	1	1	2	3	0	0	0	1	1
Cincinnati	14	2-3	0-0	0-0	1	0	1	2	0	0	0	2	4
@ Butler	4	0-1	0-0	0-0	0	0	0	1	0	0	0	0	0
Miami (Ohio)	7	1-2	0-0	1-1	1	0	1	1	0	1	0	0	3
LSU	9	1-2	0-0	1-2	3	1	4	1	1	0	1	0	3
@ Wake For.	14	1-3	0-0	0-0	5	1	6	3	0	1	0	0	2
@ La Salle	8	2-3	0-0	0-0	0	2	2	0	0	0	0	0	4
@ G. Wash.	17	2-2	0-0	0-0	0	2	2	4	1	1	1	2	4
Charlotte	12	0-0	0-0	6-6	1	1	2	3	0	0	0	0	6
Dayton	14	1-1	0-0	2-2	0	3	3	0	0	1	0	0	4
@ Temple	11	0-2	0-0	0-0	1	1	2	4	0	0	0	0	0
Rhode Island	20	2-2	0-0	0-3	0	3	3	4	0	0	0	1	4
Duquesne	8	0-0	0-0	0-0	0	0	0	3	0	0	0	2	0
Fordham	10	2-3	0-0	0-1	2	2	4	2	1	0	0	0	4
@ UMass	12	1-1	0-0	0-0	0	2	2	2	1	1	0	0	2
@ Dayton	14	0-2	0-0	0-0	1	0	1	3	0	0	0	0	0
@ Florida	8	0-1	0-0	0-0	0	1	1	1	0	0	0	0	0
St. Joseph's	9	2-3	0-0	0-0	1	0	1	2	1	1	0	1	4
@ Charlotte	2	0-0	0-0	2-2	0	0	0	1	0	0	0	0	2
@ St. Louis	14	0-0	0-0	0-0	2	4	6	3	0	0	0	0	0
Richmond	8	0-0	0-0	0-0	0	2	2	1	0	0	0	0	0
@ Fordham	15	1-3	0-0	0-0	1	1	2	2	0	1	0	1	2
St. Bona.	11	2-3	0-0	0-3	1	2	3	1	1	0	0	1	4
Dayton	6	0-0	0-0	0-0	0	0	0	3	0	0	0	0	0
Richmond	10	0-1	0-0	1-2	2	2	4	2	0	0	0	0	1
Minnesota	11	0-1	0-0	0-0	0	1	1	1	0	0	0	0	0
Pittsburgh	7	0-0	0-0	0-0	0	1	1	1	0	0	0	0	0
Kansas State	19	0-0	0-0	3-4	2	3	5	4	0	0	0	1	3

record after an 11-2 start...averaged 12.0 points and 5.0 rebounds while shooting 57.8 percent (111-of-192) from the field as a freshman...led the team in scoring five times and in rebounding nine times...scored in double figures 19 times as a freshman, including the last three games and seven of the last eight games...scored a career-high 24 points against Ashland...grabbed a career-high 12 rebounds to go with 18 points against Winona State (Minn.)... basketball coach: Ed Douma.

AT ST. JOHN'S JESUIT: Played four years on the varsity...averaged 15.0 points and eight rebounds as a senior...played with former Xavier teammate B.J. Raymond at St. John's Jesuit...basketball coach: Ed Heintschel.

PERSONAL: A business management major...born July 30, 1987 in Toledo, Ohio...parents are Steve and Diana Taylor.

Taylor's Xavier Career Numbers

Season	G/GS	Min/G	FG-FGA	Pct	3FG-FGA	Pct	FT-FTA	Pct	Off	Def	Tot	Avg	PF	FO	A	TO	Blk	Stl	Pts	Avg
2008-09	9/0	27/3.0	4-8	.500	0-1	.000	2-2	1.000	0	5	5	0.6	7	0	1	2	0	0	10	1.1
2009-10	35/0	351/10.0	27-51	.529	1-2	.500	18-32	.563	27	44	71	2.0	66	0	10	8	5	12	73	2.1
TOTAL	44/0	378/8.6	31-59	.525	1-3	.333	20-34	.588	27	49	76	1.7	73	0	11	10	5	12	83	1.9

Xavier Career Highs - **Points** - 6 vs. Charlotte (1-13-10) and vs. Creighton at Old Spice Classic (11-27-09); **Rebounds** - 6 at Saint Louis (2-24-10) and at Wake Forest (1-3-10); **Assists** - 2 vs. Bowling Green (11-17-09); **Blocks** - 2 vs. Kent State (12-4-09); **Steals** - 2 vs. Duquesne (1-28-10) and at George Washington (1-10-10) and vs. Cincinnati (12-13-09); **Turnovers** - 1 Eight Times; **Field Goals** - 3 vs. Creighton at Old Spice Classic (11-27-09); **Three-Point Field Goals** - 1 vs. Youngstown State (11-13-09); **Free Throws** - 6 vs. Charlotte (1-13-10); **Minutes Played** - 20 vs. Rhode Island (1-23-10).

2010 XAVIER UNIVERSITY POSTSEASON BASKETBALL

2004 & 2008 NCAA ELITE EIGHT • 2009 & 2010 NCAA SWEET 16

#3 Brian Walsh

6-4 • 195
RS Freshman
Guard/Forward
Coraopolis, Pa.
Moon



2009-10: Grabbed a career-high four rebounds at Saint Louis on Feb. 24...Hit his first career three-pointers in the Bowling Green and Fordham wins...logged a career-high 13 minutes on Nov. 21 against Sacred Heart...posted a career-high four points to go with two rebounds in the win over Fordham on Jan. 31 and again at Fordham on March 3.

AS A MUSKETEER: A redshirt freshman...did not play in a game last season after suffering a broken hand, a left hand fracture, during Xavier's practice on December 18...began practicing again with the Musketeers but did not see game action...played eight minutes in his Xavier debut against IPFW, scoring his first two points and grabbing his first steal...played a season-high nine minutes against Ohio.

AT MOON HIGH SCHOOL: Averaged 19.7 points, 7.6 rebounds, 2.5 assists, 2.5 steals and 1.2 blocks per game as a senior while leading his team to a 23-8 record and a spot in the state semifinals...shot 50 percent from the field, including 38.6 percent from three-point range, and 84 percent from the free throw line...the first player in Moon High history to make the *Pittsburgh Post-Gazette* "Fabulous Five" as one of the top five players in the area...2007-08 Pennsylvania Gatorade Player of the Year...a First Team All-WPIAL selection for his section for two straight years...team lost in the WPIAL Championship Game to Central on a three-pointer at the buzzer at Duquesne's Palumbo Center but came back and got revenge on Central by 20 points in the state tournament thanks to a 30-point, 14-rebound game from Walsh...finished his career with 1,578 points...was listed as a high honorable mention prep All-American in the 2007-08 *Sporting News* preseason basketball magazine...as a junior he averaged 17.1 ppg. and 9.1 rpg. while leading his team to a 25-5 overall record and an 11-1 record in its "AAAA" section of the WPIAL...a First Team All-WPIAL selection for his section as a junior who earned All-West Section honors for the Pittsburgh area two years in a row and was selected to the prestigious ABCD Camp All-Star Game in 2007...Moon won back-to-back WPIAL Championships when Walsh was a freshman and sopho-

2009-10 Game-By-Game

Opponent	Min	FG-A	3-PT	FT-A	OR	DR	TR	PF	A	TO	B	S	PTS
Youngstown	4	0-1	0-1	0-0	0	0	0	0	0	0	0	0	0
Bowling Gr.	6	1-1	1-1	0-0	0	1	1	0	0	0	0	0	3
Sacred Heart	13	1-2	0-0	0-0	0	1	1	3	1	1	0	1	2
Marquette	DNP												
Creighton	2	0-0	0-0	0-0	0	0	0	0	0	0	0	0	0
Baylor	DNP												
Kent State	DNP												
@ Kansas St.	0+	0-0	0-0	0-0	0	0	0	1	0	0	0	0	0
Cincinnati	DNP												
@ Butler	DNP												
Miami (Ohio)	DNP												
LSU	4	0-1	0-0	0-0	0	0	0	2	0	1	0	0	0
@ Wake For.	DNP												
@ La Salle	3	0-1	0-0	0-0	0	0	0	0	0	0	0	0	0
@ G. Wash.	DNP												
Charlotte	3	0-0	0-0	1-2	0	1	1	0	0	0	0	0	1
Dayton	DNP												
@ Temple	1	0-0	0-0	0-0	0	0	0	1	0	0	0	0	0
Rhode Island	DNP												
Duquesne	8	0-3	0-1	0-0	0	1	1	0	0	0	0	0	0
Fordham	9	1-2	1-2	1-2	0	2	2	2	0	0	0	0	4
@ UMass	DNP												
@ Dayton	DNP												
@ Florida	2	0-0	0-0	0-0	0	0	0	0	0	0	0	0	0
St. Joseph's	8	1-3	0-2	0-0	0	3	3	0	0	0	0	0	2
@ Charlotte	3	0-0	0-0	0-0	0	0	0	0	0	0	0	0	0
@ St. Louis	4	1-2	0-1	0-0	0	4	4	0	0	0	0	0	2
Richmond	4	0-0	0-0	0-0	0	0	0	2	0	0	0	0	0
@ Fordham	12	2-5	0-3	0-0	0	2	2	0	1	1	0	2	4
St. Bona.	8	0-3	0-1	0-0	0	3	3	1	1	0	0	0	0
Dayton	3	0-0	0-0	0-0	0	0	0	2	0	1	0	0	0
Richmond	1	0-0	0-0	0-0	0	0	0	1	0	0	0	0	0
Minnesota	DNP												
Pittsburgh	DNP												
Kansas State	1	0-0	0-0	0-0	0	0	0	0	0	0	0	0	0

more member of the varsity...averaged 16.0 ppg. and 9.0 rpg. as a sophomore as Moon finished 24-6...coach: Jeff Ackermann.

PERSONAL: A business major...born April 10, 1989 in Sewickly, Pennsylvania...parents are Michael and JoAnn Walsh.

Walsh's Career Numbers

Season	G/GS	Min/G	FG-FGA	Pct	3FG-FGA	Pct	FT-FTA	Pct	Off	Def	Tot	Avg	PF	FO	A	TO	Blk	Stl	Pts	Avg
2008-09	8/0	32/4.0	1-6	.167	0-2	.000	0-4	.000	0	2	2	0.3	5	0	0	3	0	1	2	0.3
2009-10	21/0	99/4.7	7-24	.292	2-12	.167	2-4	.500	0	18	18	0.9	15	0	3	4	0	3	18	0.9
TOTAL	29/0	131/4.5	8-30	.267	2-14	.143	2-8	.250	0	20	20	0.7	20	0	3	7	0	4	20	0.7

Career Highs - Points – 4 at Fordham (3-3-10) and vs. Fordham (1-31-10); **Rebounds** – 4 at Saint Louis (2-24-10); **Assists** – 1 at Fordham (3-3-10) and vs. Sacred Heart (11-21-09); **Blocks** – 0; **Steals** – 2 at Fordham (3-3-10); **Turnovers** – 1 Six Times; **Field Goals** – 2 at Fordham (3-3-10); **Three-Point Field Goals** – 1 vs. Fordham (1-31-10) and Bowling Green (11-17-09); **Free Throws** – 1 vs. Fordham (1-31-10) and Charlotte (1-13-10); **Minutes Played** – 13 vs. Sacred Heart (11-21-09).

2010 XAVIER UNIVERSITY POSTSEASON BASKETBALL

5 STRAIGHT NCAA TOURNAMENTS • 9 OF THE LAST 10 NCAA TOURNAMENTS



Chris Mack, the 2009-10 *Basketball Times* Rookie Coach of the Year, was 26-9 in his first season as Xavier's head coach. He was the winningest first-year head coach in Division I for the 2009-10 season and tied the school record for the most wins ever by an XU rookie head coach (26).

Mack was the only rookie head coach to lead his team into the 2010 NCAA Tournament. In addition, Mack became the first Xavier head coach to guide XU to the NCAA Tournament Sweet 16 in either his first or second season as head coach.

Mack led Xavier to a 20-win season, the first time in school history that a coach has led a team to 20 wins without at least two seniors on the roster. In addition, he accomplished that feat with no returning double-figure scorers from the 2008-09 season. In fact, Mack won 26 games, tying him for the best total

ever for a Xavier rookie head coach, an even more impressive record when you consider XU has played arguably its toughest schedule ever. **Thad Matta** shares the XU rookie record with 26 wins (26-6 in the 2001-02 season with three seniors and junior star **David West** leading the way).

Mack, 40, is the 17th head coach in program history. Mack, a two-time team captain as a player at Xavier, spent the previous five seasons as an assistant on **Sean Miller's** staff at Xavier. Prior to that he was on the staff of the late **Skip Prosser** both at Xavier and at Wake Forest. Mack officially took over as Xavier University's head coach on April 15 but he has been a familiar face around the Xavier program for over 20 years.

Mack is a 1992 Xavier University graduate with a degree in communication arts. Mack is the fifth Xavier alumnus out of 17 all-time head coaches to take over the Xavier men's basketball program and is the first since former XU team captain Don Ruberg spent four seasons at the helm from 1963-67.

Mack was XU's Director of Basketball Operations from 1999-2001 under Prosser. Mack spent three seasons as an assistant coach at Wake Forest under Prosser from 2001-04. He returned to Xavier in 2004 as an assistant coach under Miller. During his 10 years on the staffs at Xavier and Wake, Mack coached on nine teams that made postseason play, including eight teams that made the NCAA Tournament field. Those eight NCAA teams made the NCAA Second Round three times (2002, 2003 and 2007), the NCAA Sweet 16 twice (2004 and 2009) and the NCAA Elite Eight once (2008).

Prior to taking over as head coach, Mack logged seven years on the basketball staff at Xavier, including five years under Miller and two under Prosser, helping XU make five NCAA Tournament appearances and an NIT. During these past five seasons while Mack was a Xavier assistant, the Musketeers compiled a 120-47 record that included four straight NCAA Tournament berths, three straight Atlantic 10 Conference Regular Season Championships (2009, 2008 and 2007) and an A-10 Tournament Championship (2006). XU has recorded four straight 20-win seasons, including 25 wins or more in each of the past three seasons. XU advanced to the NCAA Tournament Sweet 16 in 2009, the NCAA Elite Eight and a school record 30 wins in 2008 and the NCAA Second Round in 2007. XU made one NCAA Tournament (2001) and one NIT (2000) in Mack's two years on Prosser's Xavier staff, while compiling a combined 42-20 record.

While Mack was an assistant on Prosser's staff at Wake Forest, the Demon Deacons compiled a combined 67-29 record with the help of such stars as Josh Howard, Darius Songaila and Chris Paul. Wake made the NCAA Tournament Second Round in 2002 and 2003 and the NCAA Sweet 16 in 2004. The 2002-03 team finished 25-6 overall and 13-3 and in first place in the ACC for the first time since 1995. It was WFU's first outright ACC regular season title in 41 years.

Mack Was Also A Leader As A Player

Mack is a former local prep basketball standout who played college basketball for two seasons at the University of Evansville before transferring to Xavier to finish off his career and earn his undergraduate degree.

Mack had three years as a player under head coach **Pete Gillen** at Xavier, including the 1990-91 season when he sat out the games and just practiced due to transfer rules. Mack was a two-year starter for the Evansville Aces in the 1988-89 and 1989-90 seasons under UE head coach **Jim Crews**. Mack was the 1987-88 *Cincinnati Post* Metro Player of the Year and Greater Cincinnati League Player of the Year at St. Xavier High School after averaging 25.0 points, 11.0 rebounds, 5.0 assists and 3.0 steals as a senior. After his graduation from Xavier in 1992, Mack played for Athletes in Action in 1993 and in Europe in 1994.

A Basketball Family Man

Mack was born December 30, 1969 in Cleveland, Ohio. He and his wife, Christi, live in Kentucky with their three-year-old daughter, Hailee, and their four-year-old daughter, Laine. Christi, the Director of Basketball Operations for Xavier University's women's basketball team from 2001-03, is the former head girls basketball coach at Colerain High School in Cincinnati.

Personal Data

Born: Dec. 30, 1969 in Cleveland, Ohio • **Age:** 40

College Alma Mater: Xavier '92
(B.A. in communication arts)

Prep Alma Mater: St. Xavier HS '88

Wife: Christi

Children: Laine (4), Hailee (3)

2010 XAVIER UNIVERSITY POSTSEASON BASKETBALL

2004 & 2008 NCAA ELITE EIGHT • 2009 & 2010 NCAA SWEET 16

Game #1 Youngstown State 57 Xavier 83

Friday, November 13, 2009
Cintas Center

Overall A-10 Streak
1-0 0-0 W1

Xavier opened the 2009-10 season by rolling over visiting Youngstown State 83-57. The Musketeers jumped out to leads of 8-0, 13-2 and 19-6 on their way to a comfortable 48-24 halftime lead. The visitors never threatened. Sophomore **Jordan Crawford** led Xavier with 14 points to go with five rebounds in his official debut as a Musketeer. Senior **Jason Love** scored 12 points to go with game highs of eight rebounds and three blocks. With the win, Xavier recorded its 20th straight win in a regular season opener and gave first-year head coach **Chris Mack** his first career victory. Xavier placed five players in double figures in scoring in the Youngstown State win, including four young guards: a freshman (**Mark Lyons** with 12) and three sophomores (first-year sophomore **Jordan Crawford**, **Terrell Holloway** with 10 and **Brad Redford** with 11). Xavier shot 51.1 percent from the field and an impressive 81.1 percent (30-of-37) from the free throw line, while holding Youngstown State to 32.8 percent shooting from the field.



Game #2 Bowling Green 57 Xavier 101

Tuesday, November 17, 2009
Cintas Center

Overall A-10 Streak
2-0 0-0 W2

The Xavier Musketeers blew out visiting Bowling Green, the defending Mid-American Conference Regular Season Champion, 101-57 at Cintas Center. Sophomore **Jordan Crawford** led Xavier with a collegiate career-high 24 points to go with seven rebounds, five assists and two steals in the BG win. His previous high was 21 points at Northwestern as an Indiana freshman. The Musketeers placed five players in double figures in scoring for the second straight game. Xavier used a 22-3 run over the final eight minutes of the first half to turn a 29-25 advantage into a 51-28 runaway at halftime. XU shot 64.8 percent from the field against the Falcons, its best shooting night since the 2004 Atlantic 10 Tournament win over then-No. 1 Saint Joseph's. It marked XU's top offensive game and first 100-point game since a 108-70 victory over Virginia at Cintas Center in the 2007-08 season (1-3-08). The 44-point victory margin was XU's largest since defeating Coppin State 98-49 (49-point margin) at Cintas Center in the 2007-08 season (11-20-07).



Youngstown State 57 • 0-1

#	Player		Total		3-Ptr		Rebounds			PF	TP	A TO Blk			Stl	Min
			FG-FGA	FG-FGA	FT-FTA	Off	Def	Tot								
05	MARTIN, Sirlester	f	5-14	1-3	0-0	2	2	4	11	1	0	1	0	0	0	23
32	PARKS, Tom	f	0-4	0-3	0-0	0	0	0	3	0	1	0	0	0	0	16
42	BLOCKER, Dallas	f	1-2	0-0	1-2	1	0	1	4	3	0	0	0	0	0	12
01	MAYS, DeAndre	g	1-12	0-3	3-4	0	4	4	1	5	3	1	0	0	3	30
14	BRIGHT, Kelvin	g	1-5	0-0	0-2	0	1	1	0	2	2	4	0	1	1	19
04	COOKSEY, Vance	g	2-4	0-1	2-4	0	2	2	0	6	3	1	0	0	0	17
20	WARD, Ashen	g	3-7	0-2	1-1	1	0	1	1	7	2	1	0	0	0	20
21	REBILLOT, Zack	g	1-2	0-0	1-2	1	3	4	1	3	0	2	0	0	0	12
24	D'HAITI, Eddie	g	2-4	0-0	2-2	2	1	3	4	6	1	1	0	0	0	19
33	BOUDLER, Dan	g	1-3	0-0	0-0	3	2	5	1	2	0	0	0	0	2	14
44	SULSKIS, Vytas	g	4-7	0-1	4-5	0	2	2	4	12	0	0	0	0	1	18
Team						3	1	4								
Totals			21-64	1-13	14-22	13	18	31	23	57	13	10	1	7	20	
FG % 1st Half:		8-31	25.8%	2nd half:	13-33	39.4%	Game:		21-64	32.8%	Deadball					
3FG % 1st Half:		1-6	16.7%	2nd half:	0-7	0.0%	Game:		1-13	7.7%	Rebounds					
FT % 1st Half:		7-11	63.6%	2nd half:	7-11	63.6%	Game:		14-22	63.6%	8					

Xavier 83 • 1-0

#	Player		Total		3-Ptr		Rebounds					PF	TP	A TO Blk			Stl	Min
			FG	FGA	FG	FGA	FT	FTA	Off	Def	Tot							
22	McLEAN, Jamel	f	2-4	0-0	3-3	1	6	7	1	7	1	2	1	0	0	23		
31	LOVE, Jason	f	2-2	0-0	8-11	2	6	8	2	12	0	3	3	0	0	26		
25	JACKSON, Dante'	g	2-2	0-0	3-3	1	2	3	4	7	1	1	0	0	0	21		
52	HOLLOWAY, Terrell	g	3-6	2-3	2-2	0	1	1	1	10	3	0	0	2	24			
55	CRAWFORD, Jordan	g	5-12	0-2	4-5	0	5	5	2	14	1	4	0	1	27			
03	WALSH, Brian	g	0-1	0-1	0-0	0	0	0	0	0	0	0	0	0	4			
10	LYONS, Mark	g	3-6	1-3	5-5	0	3	3	2	12	3	2	0	0	23			
12	REDFORD, Brad	g	3-7	3-6	2-2	1	1	2	3	11	1	0	0	1	19			
15	TAYLOR, Andrew	g	1-1	1-1	0-0	0	0	1	1	3	0	0	0	0	7			
21	ROBINSON, Jeff	g	0-1	0-1	2-2	0	2	2	3	2	1	0	0	0	4			
32	FREASE, Kenny	g	2-3	0-0	1-4	1	5	6	3	8	2	4	1	0	22			
Team						1	0	1										
Totals			23-45	7-17	30-37	7	32	39	22	83	13	16	5	4	200			
FG % 1st Half:		14-24	58.3%	2nd half:	9-21	42.9%	Game:		23-45	51.1%	Deadball							
3FG % 1st Half:		6-10	60.0%	2nd half:	1-7	14.3%	Game:		7-17	41.2%	Rebounds							
FT % 1st Half:		14-17	82.4%	2nd half:	16-20	80.0%	Game:		30-37	81.1%	4							

Officials: Alvin Cox, Mike Foote, Jackie Sanders
Technical fouls: Youngstown State-None, Xavier-None.
Attendance: 10139

Score by periods	1st	2nd	Total
Youngstown State	24	33	57
Xavier	48	35	83

Last FG - YSU 2nd-00:34, XU 2nd-02:07
Largest lead - YSU None, XU by 31 2nd-06:15

Points	In Paint	Off	2nd	Fast	Bench
YSU	20	14	9	4	36
XU	28	14	16	4	33

Score tied - 0 times
Lead changed - 0 times

Bowling Green 57 • 1-1

#	Player		Total			3-Ptr			Rebounds			PF	TP	A TO Blk Stl			Min
			FG-FGA	FG-FGA	FT-FTA	FG-FGA	FG-FGA	FT-FTA	Off	Def	Tot						
10	THOMAS, Scott	f	6-11	1-4	0-0	1	5	6	2	13	3	0	0	0	0	31	
50	LARSON, Marc	f	5-9	0-0	0-0	2	1	3	3	10	1	0	0	0	2	20	
45	POLK, Otis	c	5-10	0-0	1-3	1	0	1	5	11	2	2	0	0	0	18	
14	JAKUBOWSKI, Joe	f	2-7	0-2	0-2	0	0	0	0	4	4	1	0	0	0	27	
22	BROWN, Dee	g	3-6	3-3	0-0	1	2	3	1	9	1	2	0	2	28		
01	CRAWFORD, Jordan	g	1-5	0-1	0-0	1	1	2	1	2	5	0	0	1	1	18	
03	KRAUS, Luke	g	0-0	0-0	0-0	0	1	1	1	0	0	0	0	0	0	5	
04	GOINS, Darion	g	1-3	0-0	0-0	0	0	0	2	2	0	0	0	0	0	10	
12	ERGER, James	g	0-0	0-0	0-0	0	0	0	0	0	0	0	0	0	0	3	
16	CALHOUN, A'undrea	g	1-3	1-2	1-2	0	0	0	0	4	0	0	0	0	0	3	
22	KARAFIA, Matt	g	0-0	0-0	0-0	0	0	0	0	0	0	0	0	0	0	1	
33	MCLEARY, Danny	g	0-3	0-1	1-4	0	2	2	1	1	0	0	0	0	0	15	
34	MARSHALL, Erik	g	0-6	0-0	1-2	1	2	3	3	1	1	1	0	0	0	21	
Team						4	1	5									
Totals				24-65	5-13	4-13	11	15	26	19	57	17	7	0	5	200	
FG % 1st Half:			13-31	41.9%	2nd half:	11-34	32.4%	Game:		24-65	36.9%	Deadball					
3FG % 1st Half:			1-4	25.0%	2nd half:	4-9	44.4%	Game:		5-13	38.5%	Rebounds					
FT % 1st Half:			1-7	14.3%	2nd half:	3-6	50.0%	Game:		4-13	30.8%	4					

Xavier 101 • 2-0

#	Player		Total			3-Ptr			Rebounds			PF	TP	A TO Blk			Stl	Min
			FG-FGA	FG-FGA	FT-FTA	FG-FGA	FG-FGA	FT-FTA	Off	Def	Tot							
22	McLEAN, Jamel	f	0-3	0-0	6-8	2	3	5	3	6	1	1	0	0	0	20		
31	LOVE, Jason	f	4-7	0-0	4-7	4	8	12	1	12	0	1	0	0	0	23		
25	JACKSON, Dante'	g	2-4	1-3	0-0	0	3	3	2	5	4	1	0	0	0	23		
52	HOLLOWAY, Terrell	g	3-4	2-3	4-4	1	4	5	1	12	3	1	0	0	0	25		
55	CRAWFORD, Jordan	g	9-14	4-6	2-2	2	5	7	0	24	5	0	0	2	27			
03	WALSH, Brian	g	1-1	1-1	0-0	0	1	1	0	3	0	0	0	0	6			
10	LYONS, Mark	g	4-7	0-0	2-4	0	3	3	2	10	3	3	0	0	23			
12	REDFORD, Brad	g	4-5	4-5	0-0	0	0	0	1	12	0	1	0	0	15			
13	FEENEY, Kevin	g	0-0	0-0	0-0	0	0	0	0	0	0	0	0	0	1			
14	MAZZA, Johnny	g	0-0	0-0	0-0	0	0	0	0	0	0	0	0	0	1			
15	TAYLOR, Andrew	g	1-1	0-0	1-1	0	3	3	3	3	2	0	1	0	8			
21	ROBINSON, Jeff	g	3-3	0-0	0-0	1	0	1	1	6	0	2	0	0	7			
32	FREASE, Kenny	g	4-5	0-1	0-0	0	3	3	1	6	1	2	3	1	18			
33	HUGHES, Joe	g	0-0	0-0	0-0	0	0	0	2	0	0	1	0	0	3			
Team						0	0	0										
Totals				35-54	12-19	19-26	10	33	43	17	101	19	13	4	3	200		
FG % 1st Half: 19-30			63.3%	2nd half: 16-24	66.7%	Game: 35-54			64.8%	Deadball								
3FG % 1st Half: 9-14			64.3%	2nd half: 3-5	60.0%	Game: 12-19			63.2%	Rebounds								
FT % 1st Half: 4-9			44.4%	2nd half: 15-17	88.2%	Game: 19-26			73.1%	1.2								

2010 XAVIER UNIVERSITY POSTSEASON BASKETBALL

5 STRAIGHT NCAA TOURNAMENTS • 9 OF THE LAST 10 NCAA TOURNAMENTS

Game #3

Sacred Heart 65 Xavier 105

Saturday, November 21, 2009
Cintas Center

Xavier drilled visiting Sacred Heart as the Musketeer offense recorded its second straight 100-point game and its third straight game of shooting better than 50 percent from the field. Xavier led by 24 points, 36-12, with a little under seven minutes left in the first half and never looked back. Sophomore **Jordan Crawford** led Xavier in scoring again, one of four Xavier double-figure scorers. Crawford connected for a career-high 26 points on 11-of-15 shooting from the field to go with three assists and two steals. While Crawford led XU in scoring, it was the XU inside game that dominated the action. The inside trio of senior **Jason Love**, junior **Jamel McLean** and sophomore **Kenny Frease** combined for 36 points, 32 rebounds and four blocks. Love posted his second straight double-double with 14 points and a career-high 15 rebounds to go with two assists and two blocks. Junior **Jamel McLean** helped Love on the glass with a career-high 13 rebounds of his own. Frease scored 12 of his 14 in the second half. Freshman **Mark Lyons** recorded his third straight double-figure scoring game with 12 points.



Overall 3-0 A-10 0-0 Streak W3

Game #4

Marquette 71 Xavier 61

Old Spice Classic First Round
Thursday, November 26, 2009
The Milk House @ Disney's Wide World
of Sports Complex in Lake Buena Vista, Fla.

Xavier wasted a career night from senior **Jason Love** as it suffered its first loss of the season. Love had a career-high 21 points on 9-of-11 shooting from the field, a career-high and Old Spice Classic tournament record 19 rebounds and a career-high tying five blocks. Xavier came undone on the offensive end with sloppy ballhandling that resulted in 20 turnovers and 25 Marquette points off turnovers. Xavier started fast, taking a 7-1 advantage when Love connected on a jumper with 17:53 left in the first half. Xavier kept control when sophomore **Terrell Holloway** nailed a three-pointer, giving XU a 22-16 lead with nine minutes left in the half. Marquette controlled the rest of the half 17-7 and took a 33-29 halftime lead. MU extended the lead to six points at 35-29 when XU started to fight back. XU outscored MU 9-1 to grab the lead back at 38-36 with 16:40 left. MU answered with a 9-2 response to swipe the lead back for the Golden Eagles at 45-40 at the 13:42 mark. A 9-0 XU run gave Xavier the lead again at 49-45 with 10 minutes left. XU's last lead was at 55-53 with under six minutes left following a pair of Love free throws. Marquette scored the next 11 points, opening up a 64-55 lead with under four minutes left. XU never threatened after that.



Overall 3-1 A-10 0-0 Streak L1

Sacred Heart 65 • 2-2

#	Player		Total		3-Ptr		Rebounds			PF	TP	A	TO	Blk	Stl	Min												
			FG-FGA	FG-FGA	FT-FTA	FT-FTA	Off	Def	Total																			
04	Hassan, Corey	f	7-16	4-10	4-4	0	5	5	2	22	5	2	0	3	33													
15	Sahan, Mehmet	f	2-3	0-0	3-4	1	5	6	4	7	0	0	1	0	22													
32	Potter, Liam	c	3-7	0-0	2-5	1	2	3	3	8	0	1	3	0	32													
03	Thompson, Jarrell	g	1-6	1-2	1-2	0	0	0	1	4	4	2	0	0	27													
22	Hardy, Chauncey	g	1-5	0-1	0-0	0	0	0	5	2	0	3	0	0	17													
02	Little, Ryan	g	3-10	3-7	3-4	0	2	2	2	12	5	3	0	1	28													
10	Zazuri, Steve	g	0-0	0-0	0-0	1	0	1	1	0	2	1	0	1	12													
30	Greenbacker, Nick	g	2-7	0-0	1-3	1	3	4	2	5	3	0	2	0	13													
34	Dulaire, Stan	g	2-5	0-0	1-2	0	1	1	1	5	1	2	0	1	16													
Team			4		2		6																					
Totals			21-61		8-20		15-24		8		20		28		21		65		20		14		6		6		200	
FG % 1st Half			9-30		30.0%		2nd half		12-31		38.7%		Game:		21-61		34.4%											
3FG % 1st Half			2-12		16.7%		2nd half		6-8		75.0%		Game:		8-20		40.0%											
FT % 1st Half			4-8		50.0%		2nd half		11-16		68.8%		Game:		15-24		62.5%											
													Game:						Deadball Rebounds 3.1									

Xavier 105 • 3-0

#	Player		Total		3-Ptr		Rebounds					PF	TP	A	TO	Blk	Stl	Min										
			FG-FGA	FG-FGA	FT-FTA	Off	Def	Total																				
22	McLEAN, Jamel	f	3-4	0-0	2-4	2	11	13	2	8	3	2	1	1			22											
31	LOVE, Jason	c	5-8	0-0	4-4	8	7	15	1	14	2	2	2	0			21											
25	JACKSON, Dante'	g	2-4	1-3	2-3	0	3	3	4	7	2	0	0	2			15											
52	HOLLOWAY, Terrell	g	3-8	2-4	0-0	0	2	2	2	6	4	0	0	1			25											
55	CRAWFORD, Jordan	g	11-15	4-5	0-0	0	2	2	0	26	3	0	0	2			25											
05	WALSH, Brian		1-2	0-0	0-0	0	1	1	3	2	1	1	0	1			13											
10	LYONS, Mark		2-5	0-0	8-10	0	2	2	2	12	4	1	0	1			24											
12	REDFORD, Brad		3-6	3-5	0-0	0	1	1	2	9	2	1	0	0			14											
13	FEENEY, Kevin		0-1	0-1	0-0	0	1	1	0	0	0	0	0	0			2											
14	MAZZA, Johnny		1-1	1-1	0-0	0	0	0	0	3	0	1	0	0			3											
15	TAYLOR, Andrew		1-2	0-0	0-0	0	1	1	0	2	1	0	0	0			8											
21	ROBINSON, Jeff		0-1	0-0	0-2	0	2	2	0	6	0	0	1	0			9											
32	FREASE, Kenny		6-9	0-0	2-4	1	3	4	2	14	0	1	1	1			16											
33	HUGHES, Joe		0-1	0-1	0-0	0	1	1	0	0	0	0	0	0			3											
Team							2		3																			
Totals			38-67		11-20		18-27		13		38		51		18		105		22		9		5		10		200	
FG % 1st Half			15-29		51.7%		2nd half		23-38		60.5%		Game:		38-67		56.7%		Deadball									
3FG % 1st Half			7-12		58.3%		2nd half		4-8		50.0%		Game:		11-20		55.0%											
FT % 1st Half			13-20		65.0%		2nd half		5-7		71.4%		Game:		18-27		66.7%											
																			Rebounds									
																			4									

Officials: Kevin Ferguson, Mark Schnur, Michael Stephens
Technical fouls: Sacred Heart-None. Xavier-None.
Attendance: 9753

Score by periods	1st	2nd	Total
Sacred Heart	24	41	65
Xavier	50	55	105

Last FG - SHU 2nd-01:39, XU 2nd-02:27
Largest lead - SHU by 2 1st-19:39, XU by 48 2nd-05:35

Score tied - 0 times
Lead changed - 1 time

Marquette 71 • 5-0

#	Player		Total		3-Ptr		Rebounds			PF	TP	A	TO	Blk	Stl	Min
			FG-FGA	FG-FGA	FT-FTA	Off	Def	Total								
21	FULCE, Joseph	f	0-2	0-0	0-0	0	1	1	1	0	0	0	0	0	0	10
32	HAYWARD, Lazar	f	9-22	4-7	5-8	0	3	3	4	27	1	1	0	2	31	
01	JOHNSON-ODOM, Darius	g	3-9	1-1	1-2	0	2	2	2	8	2	3	0	0	26	
10	CUBILLAN, David	g	1-2	1-2	2-2	1	3	4	1	5	2	2	0	0	29	
33	BUTLER, Jimmy	g	4-5	0-0	7-10	2	4	6	4	15	1	1	4	2	31	
02	ACKER, Maurice	g	4-6	1-2	2-3	0	1	1	2	11	4	4	0	5	25	
23	BUYCKS, Dwight	g	2-4	0-0	1-2	1	6	7	1	5	3	3	0	1	32	
25	MAYMON, Jeronne	g	0-1	0-0	0-0	0	5	5	2	0	2	0	1	1	16	
Team			2		1		3									
Totals			23-51	7-12	18-27	6	26	32	17	71	15	14	5	11	200	
FG % 1st Half			12-27	44.4%	2nd half	11-24	45.8%	Game:		23-51	45.1%	Deadball				
3FG % 1st Half			3-5	60.0%	2nd half	4-7	57.1%	Game:		7-12	58.3%	Rebounds				
FT % 1st Half			6-10	60.0%	2nd half	12-17	70.6%	Game:		18-27	66.7%	4				

Xavier 61 • 3-1

#	Player		Total		3-Ptr		Rebounds			PF	TF	A	TO	Blk	Stl	Min
			FG-FGA	FG-FGA	FT-FTA	FT-FTA	Off	Def	Tot							
22	McLEAN, Jamel	f	3-8	0-0	0-0	4	5	9	3	6	1	6	0	1	28	
31	LOVE, Jason	c	9-11	0-0	3-3	8	11	19	3	21	2	1	5	0	32	
25	JACKSON, Dante'	g	2-6	1-4	0-0	0	2	2	4	5	0	4	0	2	25	
52	HOLLOWAY, Terrell	g	2-7	2-4	1-3	0	3	3	0	7	3	4	0	1	29	
55	CRAWFORD, Jordan	g	4-20	0-3	1-2	3	4	7	3	9	2	1	0	0	30	
10	LYONS, Mark	g	4-9	2-3	1-3	2	0	2	4	11	2	2	0	1	26	
12	REDFORD, Brad	g	0-3	0-3	0-0	0	1	1	1	0	0	0	0	0	13	
15	TAYLOR, Andrew	g	0-0	0-0	0-0	0	0	0	0	0	0	0	0	0	4	
32	FREASE, Kenny	g	1-5	0-0	0-0	2	1	3	1	2	0	2	0	0	13	
Team			2		0		2									
Totals			25-69	5-17	6-11	21	27	48	19	61	10	20	5	5	200	
FG % 1st Half: 11-32			34.4%	2nd half: 14-27	37.8%	Game: 25-69	36.2%			Detailed Rebounds						
3FG % 1st Half: 3-9			33.3%	2nd half: 2-5	25.0%	Game: 5-17	29.4%			2						
FT % 1st Half: 4-6			66.7%	2nd half: 2-5	40.0%	Game: 5-11	54.5%									

2010 XAVIER UNIVERSITY POSTSEASON BASKETBALL

2004 & 2008 NCAA ELITE EIGHT • 2009 & 2010 NCAA SWEET 16

Game #5 Creighton 67 Xavier 80

Old Spice Classic

Friday, November 27, 2009

The Milk House @ Disney's Wide World
of Sports Complex in Lake Buena Vista, Fla.

Xavier bounced back from its Thursday loss in convincing fashion, rolling over Creighton in a game that saw XU open up a 22-point, 73-51, second half lead before cruising to the 13-point win. Sophomore **Jordan Crawford**, who struggled the day before, was a perfect example of the turnaround as he scored a game-high 22 points on 8-of-12 shooting from the field, including 4-of-5 from three-point territory, to go with a career-high tying seven rebounds. Fellow sophomore **Terrell Holloway** contributed 12 points, six assists and no turnovers at the point. Xavier led by just two points, 21-19, with 10 minutes left in the first half before an XU 10-2 run fueled by five points from Crawford and four from junior **Andrew Taylor** opened the lead up to 10 points, 31-21, with seven minutes in the half. XU led by eight points, 39-31, at halftime and Creighton cut that to six points early in the second half, 39-33. XU scored the next seven to get the lead to 13 points. The Musketeers, who shot 53.7 percent from the field, led by double digits for the final 14:01 of the second half.



Overall 4-1 A-10 0-0 Streak W1

Game #6 Xavier 64 Baylor 69

Old Spice Classic

Sunday, November 29, 2009

The Milk House @ Disney's Wide World
of Sports Complex in Lake Buena Vista, Fla.

Baylor jumped out to an 11-0 lead before Xavier answered with a 9-0 run of its own capped off by a jumper and a three-pointer by sophomore **Jordan Crawford**. The two teams battled back and forth for much of the half. A Crawford dunk with 4:21 left in the half put Xavier up 25-24 with 4:21 left before intermission. Unfortunately, XU was scoreless the rest of the half but used stellar defense to stay within a point, 26-25, at the break. Consecutive layups by junior **Jamel McLean** and Crawford made it a one-point game again at 46-45 with a little over eight minutes left in the game. It was a one-point game again, 58-57, when McLean scored with 1:06 left. McLean finished the game with a career-high 17 points, while Crawford added 16. Timely Baylor three-pointers and missed free throws by the Musketeers kept Xavier from taking the lead down the stretch. Baylor hit 11-of-23 three-pointers, including six by Tweety Carter, who came into the game shooting 1-of-11 from behind the arc. Xavier shot only 11-of-21 (.524) from the free-throw line, a problem that appeared throughout the three-game tournament stretch.



Overall 4-2 A-10 0-0 Streak L1

Creighton 67 • 2-3

#	Player		Total		3-Ptr		Rebounds			PF	TP	A	TO	Blk	Stl	Min
			FG-FGA	FG-FGA	FT-FTA	Off	Def	Total								
01	Carter, Justin	f	4-8	1-2	1-2	3	1	4	1	10	0	1	0	0	0	19
25	Lawson Jr., Kenny	f	5-12	0-0	0-0	1	3	4	3	10	0	0	1	0	0	21
10	Stinnett, P'Allen	c	4-9	1-4	0-0	1	4	5	1	9	0	3	0	0	0	22
24	Ashford, Darryl	f	3-9	1-3	0-0	1	4	5	0	7	4	1	1	1	0	23
30	Young, Antoine	g	0-2	0-1	0-0	0	0	0	1	0	2	2	0	0	0	11
00	Jones, Josh	g	0-2	0-2	0-0	1	0	1	2	0	4	0	0	0	0	8
03	Witter, Cavel	g	1-2	0-0	0-2	0	2	2	1	2	0	0	0	0	0	15
12	Bock, Andrew	g	0-1	0-0	4-4	0	1	1	0	4	1	0	1	0	0	20
13	Millard, Chad	g	0-0	0-0	0-1	0	0	0	2	0	1	0	0	0	0	6
16	Korver, Kaleb	g	0-3	0-1	0-0	1	1	2	1	0	2	1	0	0	0	18
23	Runnels, Wayne	g	2-4	0-0	0-0	0	0	0	3	4	1	1	0	0	0	13
32	Harriman, Casey	g	0-2	0-2	0-0	0	1	1	1	0	0	0	0	0	0	7
34	Wragge, Ethan	g	7-13	5-11	2-2	2	4	6	2	21	0	1	0	1	0	17
Team						4	0	4								
Totals			26-67	8-26	7-11	14	21	35	18	67	15	10	3	1	0	200

FG % 1st Half: 11-29 37.9% 2nd half: 15-38 39.5% Game: 26-67 38.8%
3FG % 1st Half: 4-15 26.7% 2nd half: 4-11 36.4% Game: 8-26 30.8%
FT % 1st Half: 5-9 55.6% 2nd half: 2-2 100.0% Game: 7-11 63.6%

Xavier 80 • 4-1

#	Player		Total			3-Ptr		Rebounds					PF	TP	A	TO	Blk	Stl	Min
			FG	FGA	FT	FTA	Off	Def	Total										
22	McLEAN, Jamel	f	3-5	0-0	0-0	1	3	4	1	8	2	0	0	0	0	0	24		
31	LOVE, Jason	c	1-2	0-0	2-2	1	4	5	2	4	0	4	2	0	0	0	26		
25	JACKSON, Dante'	g	2-4	2-3	1-2	0	5	5	1	7	5	2	0	2	2	32			
52	HOLLOWAY, Terrell	g	5-9	2-6	0-0	0	3	3	2	12	6	0	0	1	1	31			
58	CRAWFORD, Jordan	g	8-12	4-5	2-2	0	7	7	1	22	1	2	0	1	1	31			
03	WALSH, Brian	g	0-0	0-0	0-0	0	0	0	0	0	0	0	0	0	0	2			
10	LYONS, Mark	g	2-6	0-1	5-8	0	3	3	9	1	1	0	2	22					
12	REDFORD, Brad	g	2-5	1-3	2-2	0	0	0	1	7	1	0	0	0	0	12			
18	TAYLOR, Andrew	g	3-5	0-0	0-3	1	1	2	2	6	1	0	0	0	0	11			
32	FREASE, Kenny	g	3-5	0-0	1-4	1	3	4	5	7	0	0	1	2	9				
Team						3	0	3											
Totals			29-54	9-18	13-23	7	29	36	18	80	17	9	3	8	0	200			

FG % 1st Half: 15-29 51.7% 2nd half: 14-25 56.0% Game: 29-54 53.7%
3FG % 1st Half: 3-8 37.5% 2nd half: 6-8 75.0% Game: 9-18 50.0%
FT % 1st Half: 6-14 42.9% 2nd half: 7-9 77.8% Game: 13-23 56.5%

Officials: Steve Olson, Mike Wood, Steve Pyatt
Technical fouls: Creighton-None, Xavier-None
Attendance: 3680
2009 Old Spice Classic

Score by periods	1st	2nd	Total
Creighton	31	36	67
Xavier	39	41	80

Last FG - CU 2nd-00:31, XU 2nd-05:14
Largest lead - CU None, XU by 22 2nd-07:42

Xavier 64 • 4-2

#	Player		Total			3-Ptr			Rebounds			PF	TP	A	TO	Blk	Stl	Min
			FG	FGA	FG-FGA	FT	FTA	Off	Def	Total								
22	McLEAN, Jamel	f	7-11	0-0	3-8	2	3	5	2	17	0	1	0	1	0	1	26	
31	LOVE, Jason	c	1-5	0-0	2-2	2	5	7	5	4	0	2	2	0	0	0	25	
25	JACKSON, Dante'	g	2-4	1-2	0-0	0	4	4	2	5	2	1	0	0	0	0	32	
52	HOLLOWAY, Terrell	g	1-6	1-3	3-4	0	1	1	0	6	1	1	0	0	0	0	29	
58	CRAWFORD, Jordan	g	6-19	1-6	3-4	1	5	6	2	16	3	1	1	1	1	1	31	
10	LYONS, Mark	g	3-7	2-4	0-3	0	3	3	3	8	5	3	0	4	2	1	21	
12	REDFORD, Brad	g	2-4	2-3	0-0	0	0	0	0	6	1	0	0	0	0	0	13	
15	TAYLOR, Andrew	g	0-1	0-0	0-0	1	0	1	2	0	0	0	0	0	0	0	5	
32	FREASE, Kenny	g	1-4	0-0	0-0	0	2	2	2	2	1	0	0	0	0	0	18	
Team						2	3	5										
Totals				23-61	7-18	11-21	8	26	34	18	64	13	9	3	6	0	200	
FG % 1st Half:			9-25	36.0%	2nd half:	4-16	38.9%	Game:	23-61	37.7%	Destro/							
3FG % 1st Half:			2-8	25.0%	2nd half:	1-10	50.0%	Game:	7-18	38.9%	Rebound							

FG % 1st Half: 9-25 36.0% 2nd half: 14-36 38.9% Game: 23-61 37.7%
3FG % 1st Half: 2-8 25.0% 2nd half: 5-10 50.0% Game: 7-18 38.9%
FT % 1st Half: 5-10 50.0% 2nd half: 6-11 54.5% Game: 11-21 52.4%

Baylor 69 • 6-1

#	Player		Total		3-Ptr		Rebounds			PF	TP	A	TO	Blk	Stl	Min
			FG-FGA	FG-FGA	FT-FTA	Off	Def	Total								
15	Udoh, Ekpe	f	7-8	1-1	0-1	4	5	9	3	15	4	3	6	0	0	38
41	Jones, Anthony	f	2-4	2-2	2-4	0	8	8	0	8	1	2	0	0	0	28
50	Lomers, Josh	c	3-4	0-0	2-4	0	3	3	5	8	0	3	2	0	0	30
24	Dunn, LaceDarius	g	2-14	2-8	3-4	0	7	7	2	9	3	5	0	2	34	
45	Carter, Tweety	g	8-16	6-10	5-5	0	2	2	1	27	5	3	0	1	35	
02	Ellis, Fred	g	0-1	0-0	0-0	0	3	3	3	0	0	1	0	0	10	
04	Acy, Quincy	g	1-3	0-0	0-0	1	2	3	1	2	0	0	1	0	11	
12	Dennis, Nolan	g	0-1	0-1	0-0	0	3	3	1	0	0	0	0	1	9	
22	Walton, A.J.	g	0-1	0-1	0-0	0	2	2	1	0	1	1	0	0	5	
Team						1	1	2								
Totals			23-52	11-23	12-18	6	36	42	17	69	14	18	9	4	0	200
FG % 1st Half: 11-30			36.7%	2nd half: 12-22	54.5%	Game: 23-52			44.2%	Deadball Rebounds: 2.2						
3FG % 1st Half: 4-13			30.8%	2nd half: 7-10	70.0%	Game: 11-23			47.8%							
FT % 1st Half: 0-3			0.0%	2nd half: 12-15	80.0%	Game: 12-18			66.7%							

FG % 1st Half: 11-30 36.7% 2nd half: 12-22 54.5% Game: 23-52 44.2%
3FG % 1st Half: 4-13 30.8% 2nd half: 7-10 70.0% Game: 11-23 47.8%
FT % 1st Half: 6-9 66.7% 2nd half: 12-15 80.0% Game: 12-18 66.7%

Officials: Rick Hartzell, Mark Whitehead, Mike Wood
Technical fouls: Xavier-None, Baylor-None
Attendance: 1548
2009 Old Spice Classic

Score by periods	1st	2nd	Total
Xavier	25	39	64
Baylor	26	43	69

Last FG - XU 2nd-00:00, BU 2nd-00:34
Largest lead - XU by 2 2nd-17:18, BU by 11 1st-17:11

Points	In	Off	2nd	Fast
XU	30	17	9	8
BU	22	3	3	8

Score tied - 3 times
Lead changed - 10 times

2010 XAVIER UNIVERSITY POSTSEASON BASKETBALL

5 STRAIGHT NCAA TOURNAMENTS • 9 OF THE LAST 10 NCAA TOURNAMENTS

Game #7

Kent State 61 Xavier 77

Friday, December 4, 2009
Cintas Center

Overall A-10 Streak
5-2 0-0 W1

Xavier started slow for the second straight game but this time the Musketeers recovered. XU overcame a slow start against Kent State and pulled away in the second half for a 16-point, 77-61, victory. XU trailed by 12 points, 29-17, with 6:44 left in the first half but outscored Kent 19-5 to finish the half with a 36-34 lead. XU led the rest of the game. With XU leading 49-48 with 14:01 left, the Musketeers put together a 9-0 run to take a 58-48 lead with 10:53 left. Sophomore **Jordan Crawford** led Xavier in scoring with 21 points, including 14 first half points that helped XU survive before intermission. He also had the three-pointer that finished off the key 9-0 second half run. Fellow sophomore **Terrell Holloway** had 13 points on 3-of-4 shooting from the field and 6-of-7 shooting from the free-throw line to go with five assists, two steals and only one turnover. Senior **Jason Love** recorded his fourth double-double of the season with 10 points and 10 rebounds. The Musketeers, who shot 57.4 percent from the field, took advantage of 15 Kent State turnovers and turned them into 26 points.



Game #8

Xavier 56 Kansas State 71

Tuesday, December 8, 2009
Bramlage Coliseum (Manhattan, Kan.)

Overall A-10 Streak
5-3 0-0 L1

Xavier took early 3-0 and 7-4 leads thanks to some stingy defense but this would turn out to be a long night for the Musketeers. XU still led 17-16 with under seven minutes left in the first half but persistent rebounding woes in the game led to a 14-3 run to end the half that gave Kansas State a 10-point lead at halftime. The Wildcats dominated the glass in the first half, 28-8, including an 11-1 advantage in offensive rebounds. Kansas State led by double digits the entire second half. The cold-shooting Musketeers shot a season-low 29.4 percent from the field for the game. That was despite the fact that sophomore **Brad Redford** hit 4-of-5 three-point attempts on his way to scoring a career-high 16 points. Redford tied fellow sophomore **Jordan Crawford** for game-high scoring honors. Xavier rebounded much better in the second half, beating the Wildcats on the boards 25-18, including a 9-3 advantage in offensive rebounds. XU was never able to seriously threaten in the second half, due in part to a disappointing 63.6 percent (21-of-33) shooting night at the free-throw line.



Kent State 61 • 5-3

#	Player		Total			3-Ptr	Rebounds					PF	TP	A TO Blk Stl					Min
			FG	FG-FA	FT-FTA		Off	Def	Tot	PF	TP			A	TO	Blk	Stl		
30	HENRY-ALA, Frank	f	1-1	0-0	0-0	1	2	3	3	2	1	0	0	0	0	20			
34	GREENE, Justin	f	5-11	0-0	3-3	2	2	4	0	13	3	1	0	0	3	29			
55	PARKS, Brandon	c	4-6	0-0	1-1	2	3	5	3	9	0	1	0	0	0	18			
30	EVANS, Tyree	g	2-10	2-6	0-0	0	1	1	0	6	0	0	0	1	0	19			
32	SHERMAN, Rodriguez	g	3-13	0-0	0-1	0	5	5	2	6	5	5	0	1	1	35			
61	JOYCE, Cameron	g	0-0	0-0	0-0	0	0	0	0	0	0	1	0	0	0	1			
02	SINGLETERY, Chris	g	2-8	0-0	0-0	1	0	1	4	4	2	3	0	3	0	20			
05	PINKNEY, Ian	g	0-0	0-0	0-0	0	0	0	0	0	0	0	0	0	0	1			
15	WILDS, Jordan	g	0-0	0-0	0-0	0	0	0	0	0	0	0	0	0	0	1			
21	SIMPSON, Anthony	g	2-7	1-3	3-4	1	4	5	2	8	0	1	0	3	28				
22	MCKEE, Mike	g	5-9	3-7	0-0	1	0	1	4	13	0	3	0	0	0	26			
25	AVILA, Greg	g	0-0	0-0	0-0	0	0	0	0	0	0	0	0	0	0	1			
42	GRIMSLEY, Alex	g	0-0	0-0	0-0	0	0	0	0	0	0	0	0	0	0	1			
Team							5	0	5										
Totals			24-65	6-16	7-9	13	17	30	18	61	11	15	1	10	200				
FG % 1st Half: 14-37 37.8% 2nd half: 10-28 35.7% Game: 24-65 36.9% Deadball Rebounds 5																			
3FG % 1st Half: 4-10 40.0% 2nd half: 2-6 33.3% Game: 6-16 37.5% Rebounds 5																			
FT % 1st Half: 2-2 100.0% 2nd half: 5-7 71.4% Game: 7-9 77.8%																			

Xavier 77 • 5-2

#	Player		Total		3-Ptr	Rebounds					PF	TP	A TO Blk Stl					Min
			FG	FG-FA	FT-FTA	Off	Def	Tot	A	TO			Blk	Stl				
22	McLEAN, Jamel	f	2-2	0-0	4-6	1	6	7	2	8	1	5	0	1	1	29		
31	LOVE, Jason	c	4-6	0-0	2-2	2	8	10	1	10	0	2	3	1	30			
25	JACKSON, Dante'	g	4-8	1-4	0-0	0	2	2	1	9	2	3	0	0	23			
52	HOLLOWAY, Terrell	g	3-4	1-1	6-7	0	2	2	0	13	5	1	0	2	26			
55	CRAWFORD, Jordan	g	8-13	5-7	0-0	1	3	4	0	21	3	3	0	0	30			
10	LYONS, Mark	g	2-5	0-1	2-5	0	3	3	2	6	4	2	2	3	23			
12	REDFORD, Brad	g	3-7	2-6	0-0	0	1	1	0	8	1	1	0	1	20			
15	TAYLOR, Andrew	g	1-2	0-1	0-0	0	2	2	0	2	0	1	2	0	9			
32	FREASE, Kenny	g	0-0	0-0	0-0	0	2	2	5	0	1	1	1	0	10			
Team							2	1	3									
Totals			27-47	9-20	14-20	6	30	36	11	77	17	19	8	8	200			
FG % 1st Half:		13-24	54.2%	2nd half:	14-23	60.9%	Game:		27-47	57.4%	Deadball		Rebounds		3			
3FG % 1st Half:		7-13	53.8%	2nd half:	2-7	28.6%	Game:		9-20	45.0%	Rebounds		8					
FT % 1st Half:		3-6	50.0%	2nd half:	11-14	78.6%	Game:		14-20	70.0%								

Officials: Roger Ayers, DJ Carstensen, Tim Clougherty
Technical fouls: Kent State-None, Xavier-None
Attendance: 9896

Score by periods	1st	2nd	Total
Kent State	34	27	61
Xavier	36	41	77

Last FG - KSU 2nd-01:19, XU 2nd-00:05
Largest lead - KSU by 12 1st-06:44, XU by 16 2nd-00:05

Score tied - 1 time
Lead changed - 1 time

Xavier 56 • 5-3

#	Player		Total		3-Ptr	FT-FTA	Rebounds			PF	TP	A TO Blk Stl					Min
			FG-FA	FG-FGA			Off	Def	Tot								
22	McLEAN, Jamel	f	1-4	0-0	2-2	5	2	7	4	4	0	0	0	0	1	17	
31	LOVE, Jason	f	1-5	0-0	3-5	3	1	4	3	5	0	2	1	1	31	25	
25	JACKSON, Dante'	g	0-3	0-2	0-0	0	2	2	4	0	1	2	0	1	25	31	
52	HOLLOWAY, Terrell	g	2-9	0-3	1-1	0	2	2	5	5	1	1	0	0	29	52	
55	CRAWFORD, Jordari	g	5-13	1-5	5-9	0	4	4	3	16	1	3	0	1	33	55	
03	WALSH, Brian	g	0-0	0-0	0-0	0	0	0	1	0	0	0	0	0	0+	03	
10	LYONS, Mark	g	0-6	0-2	3-4	0	3	3	4	3	3	0	0	0	0	22	
12	REDFORD, Brad	g	4-5	4-5	4-6	0	1	1	0	16	0	4	0	0	0	15	
15	TAYLOR, Andrew	g	0-0	0-0	1-2	1	1	2	3	1	0	0	0	1	5	15	
21	ROBINSON, Jeff	g	0-0	0-0	0-0	0	0	0	1	0	0	0	0	0	1	21	
32	FREASE, Kenny	g	2-6	0-0	2-4	0	5	5	3	6	0	1	0	0	0	22	
Team							1	2	3								
Totals			15-51	5-17	21-33	10	23	33	31	56	6	13	1	5	200		
FG % 1st Half:			6-22	27.3%	2nd half:	9-29	31.0%	Game:		15-51	29.4%	Deadball					
3FG % 1st Half:			3-9	33.3%	2nd half:	2-8	25.0%	Game:		5-17	29.4%	Rebounds					
FT % 1st Half:			5-8	62.5%	2nd half:	16-25	64.0%	Game:		21-33	63.6%	5					

Kansas State 71 • 8-1

#	Player		Total		3-Ptr	Rebounds			PF	TP					Min
			FG-FTA	FG-FGA	FT-FTA	Off	Def	Tot			A	TO	Blk	Stl	
23	Sutton, Dominique	f	3-6	0-0	1-2	3	4	7	4	7	0	3	0	0	30
24	Kelly, Curtis	f	6-9	0-0	3-5	4	5	9	3	15	1	2	1	1	30
33	Judge, Wally	f	1-1	0-0	0-0	1	4	5	4	2	0	0	0	0	10
00	Pullen, Jacob	g	3-11	2-7	8-12	0	1	1	4	16	3	3	0	1	24
21	Clemente, Denis	g	1-5	0-3	6-6	0	2	2	1	8	5	1	0	0	34
02	Henriquez, Jordan		1-3	0-0	2-2	1	3	4	4	4	0	1	0	0	12
03	Irving, Martavious		3-6	1-3	1-2	0	1	1	0	8	3	0	0	0	19
10	Ojeleye, Victor		0-0	0-0	0-0	0	0	0	0	0	0	0	0	0	1
31	Merriewether, Chris		0-1	0-1	0-0	1	1	2	3	0	0	2	1	1	12
32	Samuels, Jamar		4-8	1-3	2-11	2	6	8	3	11	2	4	0	1	28
Team						2	5	7							
Totals			22-50	4-17	23-40	14	32	46	26	71	14	16	2	4	200
FG % 1st Half: 11-27			40.7%	2nd half: 11-23	47.8%	Game: 22-50		44.0%	Deadball Rebounds 8						
3FG % 1st Half: 1-9			11.1%	2nd half: 3-8	37.5%	Game: 4-17		23.5%							
FT % 1st Half: 7-14			50.0%	2nd half: 16-26	61.5%	Game: 23-40		57.5%							

Officials: Gerry Prillard, James Braiding, Les Jones
Technical fouls: Xavier-None, Kansas State-None
Attendance: 12525

Score by periods	1st	2nd	Total
Xavier	20	36	56
Kansas State	30	41	71

Last FG - XU 2nd-01:06, KS 2nd-02:34
Largest lead - XU by 3 1st-18:08, KS by 17 2nd-14:03

Score tied - 3 times
Lead changed - 7 times

2010 XAVIER UNIVERSITY POSTSEASON BASKETBALL

2004 & 2008 NCAA ELITE EIGHT • 2009 & 2010 NCAA SWEET 16

Game #9 No. 19 Cincinnati 79 2OT Xavier 83

Sunday, December 13, 2009
Skyline Chili Crosstown Shootout
Cintas Center

Xavier won a double overtime thriller, a game that was declared an ESPN Instant Classic. Xavier had plenty of stars that shined but none brighter than sophomore guard **Terrell Holloway**, who finished with a career-high 26 points to go with four assists. Senior **Jason Love** recorded career-high tying efforts in both rebounds (19) and blocked shots (5). Xavier erased an early 19-12 deficit with a 12-2 run, taking a 24-21 lead with 3:55 left in the first half. The Musketeers led 31-26 at halftime. Xavier got the lead up to 10 points, 45-35, with 14:16 left in regulation following a three-pointer from sophomore **Jordan Crawford**, who would finish with 16 points. Cincinnati controlled the next eight minutes 20-6, taking the lead back at 55-51 with 5:45 left. XU led 61-59 on a Holloway jumper with 31 seconds left but UC tied it and sent the game to overtime at 61-all. XU trailed by five with under a minute left in the first overtime but eventually a three-point play by Holloway with 19 seconds left tied the score at 74-all, which is how the first overtime ended.

XU trailed 79-77 with 2:53 left in the second overtime but shut out UC the rest of the way, while getting a pair of layups and a free throw from Love that gave XU the lead for good. Xavier has now won three straight over its crosstown rivals, six of the last eight and eight of the last 11.



Game #10 Xavier 68 No. 21 Butler 69

Saturday, December 19, 2009
Hinkle Fieldhouse (Indianapolis, Ind.)

Xavier suffered a heartbreaking 69-68 loss at No. 21/17 Butler. Xavier rallied from a 15-point first half deficit and a seven-point halftime deficit but lost in a bizarre finish. XU finished the first half with a 6-1 run and started the second half with an 11-0 run, turning a 38-26 deficit late in the first half into a 43-39 lead with 17 minutes left. Sophomore **Kenny Frease**, who finished with 12 points, scored four points during that late first-half 6-1 run. Senior **Jason Love** and sophomore **Jordan Crawford** combined to score the first 13 XU points of the second half, including the entire 11-0 run. XU led most of the rest of the game and led 68-65 with 48 seconds left following a jumper by Crawford, who finished with a team-high 20 points. Love finished the game with 14 points on 7-of-9 shooting from the field. The game ended after a long replay review by the officials, who wiped the remaining time off the clock (1.2 seconds) and prevented a final XU shot. Xavier shot 54.7 percent from the field but it wasn't enough. Prior to this loss at Butler, XU had won 51 straight games dating back to the 2005-06 season when it had shot at least 50 percent from the field. Butler beat XU in two key categories, rebounding 34-21 and free throws made, 15-5.



Cincinnati 79 • 6-2

		Total	3-Ptr	Rebounds													
#	Player	FG	FGA	FT	FTA	Off	Def	Tot	PF	TP	A	TO	Blk	Stl	Min		
22	BISHOP, Rashad	f	2-3	0-1	1-2	1	2	3	3	5	2	1	1	0	26		
33	STEPHENSON, Lance	f	9-19	2-4	2-4	4	2	6	4	22	1	1	1	0	42		
42	TOYLOY, Steve	c	0-2	0-0	0-2	2	0	2	4	0	0	0	0	1	10		
01	WRIGHT, Cashmere	g	1-4	0-0	2-4	0	3	3	1	4	4	2	0	0	32		
05	VAUGHN, Deonta	g	6-19	1-7	0-0	0	9	9	4	13	2	3	0	1	42		
03	DIXON, Dion	g	0-3	0-1	3-4	1	0	1	4	3	1	0	0	0	12		
11	DAVIS, Larry	g	2-8	0-3	0-0	1	4	5	1	4	1	1	0	1	21		
15	WILKS, Darnell	g	3-5	2-4	0-0	2	3	5	2	8	0	2	0	0	14		
30	McCLAIN, Anthony	g	0-0	0-0	0-0	1	0	1	0	0	0	0	0	0	1		
32	THOMAS, Ibrahim	g	1-6	0-2	0-0	1	1	2	2	2	0	0	0	1	7		
34	GATES, Yancy	g	8-16	0-1	2-6	3	3	6	2	18	0	1	2	0	40		
44	PARKER, Jaquon	g	0-0	0-0	0-0	0	0	0	1	0	0	0	0	0	3		
Team						7	2	9			1						
Totals			32-85	5-23	10-22	23	29	52	28	79	11	12	6	3	250		

Xavier 83 • 6-3

		Total			3-Ptr		Rebounds												
#	Player		FG	FGA	FT	FTA	Off	Def	Total	PF	TP	A	To	Blk	Stl	Min			
23	McLEAN, Jamel	f	0-3	0-0	1-2	1	4	5	2	1	0	1	3	0	0	19			
31	LOVE, Jason	c	3-9	0-0	1-4	3	16	19	3	7	0	2	5	1	0	41			
10	LYONS, Mark	g	3-6	1-2	4-5	0	3	3	1	11	2	3	0	1	0	31			
25	JACKSON, Dante	g	2-5	2-4	3-4	2	1	3	4	9	1	0	0	0	0	28			
52	HOLLOWAY, Terrell	g	7-13	1-5	11-11	0	1	1	1	26	4	3	0	1	0	42			
12	REDFORD, Brad	g	0-0	0-0	0-0	0	0	0	1	0	0	0	0	0	0	15			
15	TAYLOR, Andrew	g	2-3	0-0	0-0	1	0	1	2	4	0	0	0	2	0	14			
32	FREASE, Kenny	g	3-5	0-1	3-4	2	3	5	3	9	0	2	3	0	0	22			
55	CRAWFORD, Jordan	g	5-16	1-6	5-6	2	4	6	2	16	2	2	0	1	0	38			
Team							0	0	0										
Totals			25-60	5-18	28-36	11	32	43	19	83	9	13	11	6	250				
FG % 1st Half		10/25	40.0%	2nd half	9/24	37.5%	OT:	6/11	54.5%	Game	25-60	41.7%	Deadball						
3FG % 1st Half		3/10	30.0%	2nd half	2/7	28.6%	OT:	0-1	0.0%	Game	5-18	27.8%	Rebounds						
FT % 1st Half		8/10	80.0%	2nd half	10/13	76.9%	OT:	10/13	76.9%	Game	28-36	77.8%							

Officials: John Cahill, Patrick Driscoll, Bryan Kenney
Technical fouls: Cincinnati-BISHOP, Rashad; Xavier-CRAWFORD, Jordan.
Attendance: 10250

Score by periods	1st	2nd	OT	OT2	Total
Cincinnati	26	35	13	5	79
Xavier	31	30	13	9	83

Last FG - UC OT2-03:03, XU OT2-00:40
Largest lead - UC by 7 1st-07:41, XU by 10 2nd-14:15

Score tied - 12 times
Lead changed - 9 times

Xavier 68 • 6-4

		Total			3-Ptr		Rebounds											
#	Player		FG-FGA	FG-FGA	FT-FTA	Off	Def	Total	PF	TP	A	TO	Blk	Stl	Min			
31	LOVE, Jason	f	7-9	0-0	0-1	3	4	7	3	14	0	3	2	0	29			
10	LYONS, Mark	g	2-6	0-1	2-2	0	1	1	4	6	1	1	0	1	29			
25	JACKSON, Dante	g	1-4	1-2	0-0	0	1	1	2	3	0	1	0	0	32			
52	HOLLOWAY, Terrell	g	2-4	1-1	0-1	1	2	3	5	5	7	2	0	1	32			
55	CRAWFORD, Jordan	g	9-17	1-4	1-2	1	1	2	1	20	2	1	0	1	35			
12	REDFORD, Brad	g	2-3	2-3	2-2	0	1	1	1	8	0	0	0	0	17			
15	TAYLOR, Andrew	g	0-1	0-0	0-0	0	0	0	1	0	0	0	0	0	4			
22	McLEAN, Jamel	g	0-0	0-0	0-2	0	0	0	1	0	0	0	0	0	3			
32	FREASE, Kenny	g	6-9	0-0	0-0	1	3	4	2	12	1	1	0	0	19			
Team						1	1	2				1						
Totals			29-53	5-11	5-10	7	14	21	20	68	11	10	2	4	200			
FG % 1st Half		13-30	43.3%	2nd half	16-23	69.6%	Game:		29-53	54.7%	Deadball							
3FG % 1st Half		3-7	42.9%	2nd half	2-4	50.0%	Game:		5-11	45.5%	Rebounds							
FT % 1st Half		3-7	42.9%	2nd half	2-3	66.7%	Game:		5-10	50.0%	1.1							

Butler 69 • 8-3

#		Player	Total			3-Ptr	Rebounds			PF	TP	A	TO	Blk	Stl	Min
			FG-FGA	FG-FGA	FT-FTA	Off	Def	Total								
20		HAYWARD, Gordon	f	6-11	4-5	6-7	5	9	14	1	22	3	4	0	1	38
21		VEASLEY, Willie	f	5-10	1-5	2-4	2	2	4	3	13	2	2	0	1	37
54		HOWARD, Matt	f	5-9	0-1	2-4	4	2	6	2	12	1	2	3	2	30
01		MACK, Shelvin	g	5-10	1-3	3-5	1	3	4	3	14	2	3	0	1	28
05		NORED, Ronald	g	0-1	0-1	2-2	0	0	0	3	2	3	1	0	1	34
02		VANZANT, Shawn	g	1-4	1-4	0-0	0	1	1	2	3	0	0	0	0	10
03		HAHN, Zach	g	1-1	1-1	0-0	0	0	0	2	3	0	1	0	0	10
24		JUKES, Avery	g	0-2	0-1	0-0	0	2	2	0	0	0	1	0	0	11
32		BUTCHER, Garrett	g	0-1	0-1	0-0	0	0	0	1	0	1	0	0	0	2
Team							1	2	3							
Totals				23-49	8-22	15-22	13	21	34	17	69	12	14	3	6	200
FG % 1st Half			13-26	50.0%	2nd half	10-23	43.5%	Game:	23-49	46.9%	Deadball					
3FG % 1st Half			6-13	46.2%	2nd half	2-9	22.2%	Game:	8-21	38.1%	Rebounds					
FT % 1st Half			7-10	70.0%	2nd half	8-12	66.7%	Game:	15-22	68.2%	5					

Officials: D.J. Carstensen, Sid Rodeheffer, Bo Borowski
Technical fouls: Xavier-NONE, Butler-NONE.
Attendance: 8114

Score by periods	1st	2nd	Total
Xavier	32	36	68
Butler	39	30	69

Last FG - XU 2nd-00:48, BUTLER 2nd-00:01
Largest lead - XU by 5 2nd-15:32, BUTLER by 15 1st-07:30

Points	In Paint	Off	2nd	Fast	Bench
XU	32	17	8	0	0
BUTLER	30	13	14	2	0

Score tied - 3 times
Lead changed - 4 times

2010 XAVIER UNIVERSITY POSTSEASON BASKETBALL

5 STRAIGHT NCAA TOURNAMENTS • 9 OF THE LAST 10 NCAA TOURNAMENTS

Game #11 Miami (Ohio) 67 Xavier 70

Wednesday, December 23, 2009
Cintas Center

Xavier held on for a 70-67 win over local rival Miami (Ohio) at Cintas Center. With the score tied 21-all at the 6:37 mark of the first half, Xavier seemingly took control of the game with a 17-0 run to take a 38-21 lead at 1:49. Then the Musketeers let their foot off the gas and Miami took advantage, closing the half with a 10-0 run that closed the deficit to 38-31 at halftime. Xavier still led by eight points, 42-34, with 18:57 left. That's when Miami reeled off a 9-0 run that gave the RedHawks the lead at 43-42 with 16:49 left in the game. XU still trailed by a point, 50-49, with a little over 10 minutes remaining. A three-pointer by junior **Danté Jackson** followed by a layup from senior **Jason Love** put the home team ahead for good at 54-50 with eight minutes left. XU increased its lead down the stretch to as many as eight points. Miami missed a long potential game-tying three-pointer at the buzzer. Love finished with 11 points and four blocks, while sophomore **Jordan Crawford** led XU scorers with 19 points and freshman **Mark Lyons** added 13 points and four assists. With the win Xavier recorded its 15th straight victory at Cintas Center. That marks the longest win streak at Cintas Center since XU opened the on campus facility for the 2000-01 season.



Game #12 LSU 65 Xavier 89

Tuesday, December 29, 2009
Cintas Center

Xavier recorded an impressive 89-65 blowout win over LSU despite a shooting night (40.5 percent, including 30.4 percent from three-point range) that was well below the team averages entering the game (47.6 percent, including 43.2 percent from three-point range). Xavier sophomore guards **Terrell Holloway** (20 points, six assists and no turnovers) and **Jordan Crawford** (17 points, four assists and no turnovers) led the offense, while Xavier's trio of big men helped XU dominate the backboards 54-37, including 24-11 in offensive rebounds. Junior **Jamel McLean** recorded a double-double with 10 points and 10 rebounds, sophomore **Kenny Frease** grabbed a career-high 12 rebounds and senior **Jason Love** had seven rebounds to go with his 11 points. Xavier led 9-8 with under 14 minutes left in the first half but it was all Xavier after that as XU used 15 first half offensive rebounds and 16 first half points from Holloway to build a 46-30 halftime lead. The Musketeers built the lead up to 24 points, 58-34, on a Love layup prior to the first media timeout of the second half. XU led by no less than 18 points and by as many as 29 points the rest of the game.



Miami (Ohio) 67 • 3-9

#	Player		Total			3-Ptr		Rebounds					PF	TP	A	TO	Blk	Stl	Min							
			FG-FGA	FG-FGA	FT-FTA	Off	Def	Total	Off	Def	Total															
04	MAVUNGA, Julian	f	6-12	2-5	4-4	5	7	12	5	18	3	3	3	1	33											
41	FLETCHER, Adam	c	2-6	0-0	0-0	2	4	6	4	4	0	2	1	1	35											
01	HADDIX II, Rodney	g	2-8	2-5	0-0	0	3	3	3	6	2	2	1	0	31											
14	HAYES, Kenny	g	10-20	2-6	2-3	1	2	3	2	24	6	2	0	2	39											
35	BALLARD, Antonio	g	2-6	2-3	3-4	2	4	6	1	9	1	2	1	2	38											
12	SODERBERG, Kramar	g	0-0	0-0	0-0	0	1	1	0	0	0	0	0	0	3											
15	WILLIAMS, Orlando	g	1-4	1-2	0-0	0	0	0	1	3	2	1	0	0	13											
20	WINBUSH, Nick	g	1-3	1-3	0-0	0	1	1	5	3	0	0	0	0	8											
Team																										
Totals			24-59		10-24		9-11		12		23		35		21		6		14		6		6		200	
FG % 1st Half			12-31		38.7%		2nd half		12-28		42.9%		Game		24-59		40.7%								Deadball Rebounds	
3FG % 1st Half			5-15		33.3%		2nd half		4-9		44.4%		Game		10-24		41.7%									
FT % 1st Half			1-1		100.0%		2nd half		8-10		80.0%		Game		9-11		81.8%									
Totals			24-59		10-24		9-11		12		23		35		21		6		14		6		6		200	

Xavier 70 • 7-4

#	Player		Total		3-Ptr		Rebounds			PF	TP	A	TO	Blk	Stl	Min
			FG-FA	FG-FA	FT-FTA	Off	Def	Tot								
31	LOVE, Jason	c	3-4	0-0	5-6	1	2	3	4	11	1	1	4	0	23	
10	LYONS, Mark	g	5-7	2-3	1-1	1	2	3	2	13	4	1	1	2	29	
25	JACKSON, Dante'	g	3-4	3-3	0-0	0	2	2	1	9	2	1	1	2	25	
52	HOLLOWAY, Terrell	g	1-5	0-1	0-0	0	1	1	1	2	2	0	1	1	27	
55	CRAWFORD, Jordan	g	7-17	1-4	4-7	3	2	5	3	19	1	2	0	0	31	
12	REDFORD, Brad	g	1-4	1-4	0-0	0	0	0	0	3	0	0	0	0	12	
15	TAYLOR, Andrew	g	1-2	0-0	1-1	1	0	1	1	3	0	1	0	0	7	
22	MCLEAN, Jamel	g	2-8	0-0	2-7	3	6	9	2	6	1	1	1	0	21	
32	FREASE, Kenny	g	1-3	0-0	2-2	3	8	11	1	4	1	1	1	0	25	
Team						0	1	1			1				200	
Totals			24-54	7-15	15-24	12	24	36	15	70	12	9	9	5	205	
FG % 1st Half		14-30	46.7%	2nd half	10-24	41.7%	Game	24-54	44.4%	Deadball Rebounds 3						
3FG % 1st Half		4-9	44.4%	2nd half	3-8	37.5%	Game	7-15	46.7%							
FT % 1st Half		5-9	55.6%	2nd half	9-15	60.0%	Game	15-24	62.5%							

Officials: D.J. Carstensen, Mike Roberts, Kenneth Turner
Technical fouls: Miami (Ohio)-None, Xavier-None
Attendance: 10250

Score by periods	1st	2nd	Total
Miami (Ohio)	31	36	67
Xavier	38	32	70

Last FG - MIA 2nd-00:05, XU 2nd-03:08
Largest lead - MIA by 2 1st-12:44, XU by 17 1st-01:48

Points	In	Off	2nd	Fast	Bench
MIA	22	5	10	3	6
XU	28	16	15	14	16

Score tied - 8 times
Lead changed - 14 times

LSU 65 • 8-4

#	Player		Total		3-Ptr		Rebounds					PF	TP	A	TO	Blk	Stl	Min
			FG-FGA	FG-FGA	FT-FTA	Off	Def	Tot										
01	MITCHELL, Tasmin	f	8-17	0-3	6-7	1	7	8	3	18	1	2	0	1	36			
02	GREEN, Garrett	f	2-4	0-0	0-0	0	1	1	3	4	0	0	0	0	17			
24	WARREN, Storm	f	4-8	0-0	3-7	3	3	6	2	11	0	1	2	0	24			
11	SPENCER, Bo	g	6-19	1-6	7-7	1	0	1	3	20	2	2	0	1	36			
12	DOTSON, Aaron	g	1-3	0-1	0-0	0	0	0	3	2	2	3	2	1	21			
04	BASS, Chris	g	0-0	0-0	0-0	0	2	2	1	0	1	0	0	1	14			
10	POPULIST, Aaron	g	0-0	0-0	0-0	0	0	0	0	0	0	0	0	0	2			
13	LUDWIG, Eddie	g	1-2	0-0	0-0	2	1	3	4	2	2	0	0	0	16			
14	BEATTIE, Chris	g	0-1	0-1	0-0	0	0	0	0	0	0	0	0	0	2			
15	HARRIS, Dennis	g	0-3	0-1	0-0	0	4	4	2	0	1	2	2	0	13			
20	KINSLEY, Zach	g	2-7	0-2	4-4	2	0	2	0	8	0	1	1	2	18			
22	JACOBSEN, Taylor	g	0-1	0-0	0-0	1	1	2	1	0	0	0	0	0	1			
Team																	Deadball Rebounds #	
Totals			22-33		1-14		20-25		11		26		37		65			
FG % 1st Half:			9-28		32.1%		2nd half		13-35		37.1%		Game:		22-63		34.9%	
3FG % 1st Half:			0-5		0.0%		2nd half		1-9		11.1%		Game:		1-14		7.1%	
FT % 1st Half:			12-13		92.3%		2nd half		8-12		66.7%		Game:		20-25		80.0%	

Xavier 89 • 8-4

#	Player		Total		3-Ptr		Rebounds		PF	TP	A	TO	Blk	Stl	Min
			FG-FGA	FG-FGA	FT-FTA	Off	Def	Tot							
31	LOVE, Jason	f	5-10	0-0	1-2	3	4	7	1	11	1	0	0	0	26
32	FREASE, Kenny	c	3-10	0-0	1-1	5	7	12	2	7	0	1	0	0	23
10	LYONS, Mark	g	4-9	2-5	2-2	2	2	4	2	12	2	0	1	0	23
52	HOLLOWAY, Terrell	g	5-10	1-3	9-9	0	3	3	2	20	8	0	0	0	30
55	CRAWFORD, Jordan	g	5-13	2-5	5-5	1	0	1	2	17	4	0	0	0	24
03	WALSH, Brian	g	0-1	0-0	0-0	0	0	0	2	0	0	1	0	0	4
12	REDFORD, Brad	g	3-5	2-5	0-0	0	1	1	0	6	0	0	0	0	18
13	FEENEY, Kevin	g	0-0	0-0	0-0	0	0	0	0	0	0	0	0	0	1
14	MAZZA, Johnny	g	0-0	0-0	1-2	0	2	2	0	1	0	1	0	0	2
15	TAYLOR, Andrew	g	1-2	0-0	1-2	3	1	4	1	3	1	0	1	0	9
21	ROBINSON, Jeff	g	0-1	0-0	0-0	0	1	1	1	0	0	0	1	0	3
22	MCLEAN, James	g	0-0	0-5	0-0	0	5	5	2	10	0	1	1	0	10
26	JACKSON Damiel	g	0-5	0-5	0-0	0	1	1	0	0	1	2	0	0	18
33	HUGHES, Joe	g	0-0	0-0	0-0	2	1	1	0	0	0	1	0	0	2
	Team		30-74	7-23	22-28	24	30	54	18	69	15	8	2	8	200
	Totals														
	FG % 1st Half:	15-40	37.5%	2nd half	15-34	44.1%	Game:	30-74	40.5%						Doublest
	3FG % 1st Half:	3-12	25.0%	2nd half	4-11	36.4%	Game:	7-23	30.4%						Rebounds
	FT % 1st Half:	13-15	86.7%	2nd half	9-13	69.2%	Game:	22-28	78.6%						1

2010 XAVIER UNIVERSITY POSTSEASON BASKETBALL

2004 & 2008 NCAA ELITE EIGHT • 2009 & 2010 NCAA SWEET 16

Game #13
Xavier 92 **2OT**
Wake Forest 96
Sunday, January 3, 2010
Lawrence Joel Coliseum (Winston-Salem, N.C.)
First Annual Skip Prosser Classic

Xavier lost a heartbreaking 96-92 double overtime battle at Wake Forest in the inaugural Skip Prosser Classic. Sophomore **Jordan Crawford** led Xavier with a career-high 30 points to go with six rebounds, four assists and four steals, while junior **Jamel McLean** recorded his second straight double-double with a career-high 21 points and 10 rebounds. Xavier erased an early six-point, 14-8, deficit and went to the lockerroom at halftime with a 43-41 lead. Wake Forest dominated the early part of the second half and opened up a 10-point, 59-49, lead with a little over 13 minutes left. Xavier controlled the next six minutes, 18-6, eventually taking a 67-65 lead with 6:45 left when Crawford scored on a fast break dunk. XU fell behind 78-76 with under a minute left but a clutch jumper by sophomore **Terrell Holloway** tied the score at 78-all with 58 seconds left. After an XU defensive stop, the Musketeers had a last possession chance to win the game but came up short on a long Crawford jumper. Xavier led by three points, 85-82, with 35 seconds left in the first overtime thanks to an old fashioned three-point play by McLean. A deep three-pointer by Wake's Ishmael Smith tied the game at 85-all. Smith, a 16.7 percent three-point shooter coming into the game, hit on all three of his three-point attempts for the game. XU failed to score on its final possession of the first overtime, forcing a second overtime. A pair of free throws by Crawford tied the second overtime proved to give XU its last lead of the game, 87-85.



Game #14
Xavier 68
La Salle 62
Thursday, January 7, 2010
Tom Gola Arena (Philadelphia, Pa.)

Xavier pulled out a win in its Atlantic 10 Conference opener, a game that looked like a blowout at one point in the second half but turned into a nailbiter. Sophomore **Jordan Crawford** scored a game-high 22 points to help Xavier overcome a long second-half offensive drought. Xavier led by 20 points, 54-34, with 13 minutes left and still led by 16 points, 56-40, with 11:08 left when senior **Jason Love** scored on a layup. Unfortunately for the Musketeers, Love's basket proved to be Xavier's last points until Crawford hit a pair of free throws with 3:37 left. When Crawford stepped to the line, though, that once comfortable lead was now a 56-all tie. With the score tied at 60-all with a little over two minutes left, junior **Dante Jackson** nailed a three-pointer that put Xavier back on top for good at 63-60. The biggest hero down the stretch, though, was Crawford, who scored seven of XU's 12 points in the final 3:37, including an old-fashioned three-point play with 1:42 left that put XU ahead 66-62. Love was the only other Xavier player to reach double figures as he scored 11 points and grabbed a game-high eight rebounds. Sophomore **Terrell Holloway** dished off a career-high eight assists. Xavier began the game with a pair of turnovers that led to a quick 4-0 La Salle lead. XU answered with a 9-0 run to take a 9-4 lead but La Salle battled back to tie the score at 14-all. XU then went on a 10-0 run, including eight points from Crawford, that gave them a 24-14 advantage with 7:01 left in the half. Crawford's three-pointer at the end of the first half sent XU to the locker room with a 41-26 halftime lead.



Xavier 92 • 8-5

#	Player	Total		3-Ptr		Rebounds		PF	TP	A	TO	Blk	Stl	Min
		FG-FGA	FG-FGA	FT-FTA	FT-FTA	Off	Def							
31	LOVE, Jason	f	3-6	0-0	0-0	2	4	6	5	6	0	0	2	18
32	FREASE, Kenny	c	3-6	0-0	2-2	1	4	5	3	8	1	3	1	32
10	LYONS, Mark	g	4-11	1-1	0-0	1	5	6	5	9	0	1	0	20
52	HOLLOWAY, Terrell	g	3-17	1-7	6-6	1	1	2	13	3	3	0	1	45
55	CRAWFORD, Jordan	g	11-25	2-8	6-10	1	5	6	3	30	4	3	0	43
12	REDFORD, Brad	g	1-5	1-5	0-0	0	1	1	0	3	0	0	0	17
15	TAYLOR, Andrew	g	1-3	0-0	0-0	0	1	6	3	2	0	1	0	14
22	McLEAN, Jamel	g	6-10	0-0	9-12	4	6	10	4	21	0	2	0	38
25	JACKSON, Dante	g	0-3	0-2	0-0	2	3	5	4	0	3	2	0	23
Team						3	0	3	1					
Totals			32-66	5-23	23-30	20	30	50	30	92	11	16	3	250
FG % 1st Half: 13-34			38.2%	2nd half: 14-35	40.0%	OT: 5-17	29.4%	Game: 32-66	37.2%	Deadball: 5				
3FG % 1st Half: 3-7			42.9%	2nd half: 2-10	20.0%	OT: 0-6	0.0%	Game: 5-23	21.7%	Rebounds: 2				
FT % 1st Half: 14-16			87.5%	2nd half: 5-7	71.4%	OT: 4-7	57.1%	Game: 23-30	76.7%					

Wake Forest 96 • 11-2

#	Player	Total		3-Ptr		Rebounds		PF	TP	A	TO	Blk	Stl	Min
		FG-FGA	FG-FGA	FT-FTA	FT-FTA	Off	Def							
01	Aminu, Al-Farouq	f	11-19	0-2	4-10	5	13	18	4	26	2	3	2	41
4	Weaver, David	c	1-3	0-1	2-2	1	1	2	2	4	0	1	2	18
10	Smith, Ishmael	g	10-14	3-3	5-9	1	3	4	3	28	9	4	3	49
11	Harris, C.J.	g	4-8	0-2	7-8	0	3	3	0	15	1	0	0	42
42	Williams, L.D.	g	4-8	0-1	2-8	3	1	4	5	10	0	4	0	28
02	Clark, Gary	g	0-0	0-0	0-0	0	0	0	0	0	0	0	1	9
13	McFarland, Chas	g	0-5	0-0	4-8	4	10	14	5	4	0	3	2	26
20	Stewart, Ari	g	3-6	1-1	0-0	0	4	4	4	7	0	2	0	27
56	Woods, Tony	g	1-3	0-0	0-0	0	0	0	2	2	0	2	0	8
Team						0	1	1						
Totals			34-66	4-10	24-43	14	36	50	25	96	12	19	10	250
FG % 1st Half: 14-27			51.9%	2nd half: 14-27	51.9%	OT: 6-12	50.0%	Game: 34-66	51.5%	Deadball: 7				
3FG % 1st Half: 40-76			52.6%	2nd half: 4-10	40.0%	OT: 1-3	100.0%	Game: 4-10	40.0%	Rebounds: 1				
FT % 1st Half: 11-19			57.9%	2nd half: 8-16	50.0%	OT: 5-8	62.5%	Game: 24-43	55.8%					

Officials: Jamie Luckie, Mike Kitts, John Cahill
Technical fouls: Xavier-TEAM; Wake Forest-McFarland Chas; Williams, L.D.
Attendance: 14143

Score by periods	1st	2nd	OT	OT2	Total
Xavier	43	35	7	7	92
Wake Forest	41	37	7	11	96

Last FG - XU OT2-00:03, WF OT2-02:36
Largest lead - XU by 5 1st-01:01, WF by 10 2nd-12:20

Score tied - 16 times
Lead changed - 15 times

Xavier 68 • 9-5, 1-0 A-10

#	Player		Total		3-Ptr		Rebounds		PF	TP	A	TO	Blk	Stl	Min
			FG-FGA	FG-FGA	FT-FTA	FT-FTA	Off	Def							
25	JACKSON, Dante	f	3-5	3-5	0-0	0	3	3	2	9	4	5	0	1	28
31	LOVE, Jason	f	3-5	0-0	5-8	3	5	8	1	11	0	1	0	0	32
32	FREASE, Kenny	c	3-5	0-0	0-0	2	4	6	0	6	1	2	0	0	19
52	HOLLOWAY, Terrell	f	1-5	1-3	4-4	1	3	4	0	7	8	2	0	2	35
55	CRAWFORD, Jordan	g	6-13	1-6	9-9	0	6	6	2	22	4	4	0	1	37
05	WALSH, Brian	g	0-1	0-0	0-0	0	0	0	0	0	0	0	0	0	3
12	REDFORD, Brad	g	1-6	1-6	0-0	0	2	2	1	3	0	1	0	0	17
15	TAYLOR, Andrew	g	2-3	0-0	0-0	0	2	2	0	4	0	0	0	0	8
22	McLEAN, Jamel	g	3-4	0-0	0-1	0	4	4	3	6	0	1	3	1	21
Team						4	2	6							
Totals			22-56	6-20	18-20	10	31	41	9	68	17	17	3	5	200
FG % 1st Half: 13-28			46.4%	2nd half: 9-28	32.1%	Game: 22-56	39.3%	Deadball: 1							
3FG % 1st Half: 4-11			36.4%	2nd half: 2-9	22.2%	Game: 6-20	30.0%	Rebounds: 1							
FT % 1st Half: 11-13			84.6%	2nd half: 7-7	100.0%	Game: 18-20	90.0%								

La Salle 62 • 7-7, 0-1 A-10

#	Player		Total		3-Ptr		Rebounds		PF	TP	A	TO	Blk	Stl	Min	
			FG-FGA	FG-FGA	FT-FTA	Off	Def	Total								
12	MEKONGO, Yves	f	5-13	0-2	0-2	2	5	7	3	10	2	1	1	1	38	
14	WHITE, Devon	f	3-4	0-0	0-0	3	2	5	3	6	0	2	4	1	25	
20	WILLIAMS, Jerrell	f	2-5	0-0	0-0	1	3	4	3	4	1	4	0	0	20	
05	BARRETT, Kimmani	g	4-12	1-7	2-2	1	3	4	4	11	2	0	0	2	39	
10	GREEN, Rodney	g	9-21	0-3	2-2	1	4	5	1	20	4	3	2	2	39	
04	GRANT, Parrish	g	0-1	0-1	0-0	0	0	0	0	0	0	0	0	0	3	
24	MURRAY, Aaric	g	3-15	1-9	0-0	4	3	7	2	7	3	2	4	3	25	
41	WEINGARTEN, Steve	g	2-3	0-1	0-0	2	1	3	1	4	2	0	1	2	11	
Team						2	3	5								
Totals				28-74	2-23	4-6	16	24	40	17	62	14	12	12	11	200
FG % 1st Half: 10-36			27.8%	2nd half: 18-38	47.4%	Game: 28-74	37.8%									Deadball: 1
3FG % 1st Half: 2-13			15.4%	2nd half: 0-10	0.0%	Game: 2-23	8.7%									Rebounds: 1
FT % 1st Half: 4-4			100.0%	2nd half: 0-2	0.0%	Game: 4-6	66.7%									

Officials: Bryan Kersey, Mike Kitts, John Cahill
Technical fouls: Xavier-None; La Salle-None.
Attendance: 2041

Score by periods	1st	2nd	Total
Xavier	41	27	68
La Salle	26	36	62

Last FG - XU 2nd-01:42, LASALLE 2nd-02:04
Largest lead - XU by 20 2nd-13:19, LASALLE by 4 1st-19:23

Score tied - 5 times
Lead changed - 1 time

GOXAVIER.COM

2010 XAVIER UNIVERSITY POSTSEASON BASKETBALL

5 STRAIGHT NCAA TOURNAMENTS • 9 OF THE LAST 10 NCAA TOURNAMENTS

Game #15
Xavier 76
George Washington 69
Sunday, January 10, 2010
Smith Center (Washington, D.C.)

Xavier recorded a 76-69 come-from-behind victory at George Washington. It was a tale of two halves at GW. The Colonials led 41-30 at halftime in great part because of 11 XU first half turnovers, a 14-9 GW rebounding advantage and 59.3 percent shooting from the field by the Colonials. In the second half XU outscored GW 46-28, while turning the ball over only three times, controlling the boards 30-19 and holding the Colonials to 31.0 percent shooting from the field. Another big key was that the Musketeers grabbed 13 offensive rebounds after intermission compared with only three in the first half. Xavier still trailed by 10 points, 60-50, with under eight minutes left in the game. That's when the Musketeers put together a 20-1 run over the next seven minutes to take control of the game at 70-61 with 41 seconds remaining. Senior **Jason Love** led Xavier in scoring (19) and rebounding (13), including 12 points and 12 rebounds in the second half alone. This game marked the fifth double-double of the season for Love. Sophomore **Jordan Crawford** scored 18 points, including 13 in the second half, while sophomore **Terrell Holloway** scored 14 of his 15 points in the second half. Holloway, who leads the Atlantic 10 Conference in free throw shooting, hit 13 of his 14 free throws attempts and helped seal the win down the stretch.



Game #16
Charlotte 74
Xavier 86
Wednesday, January 13, 2010
Cintas Center

Xavier recorded an 86-74 win over Charlotte at Cintas Center. Xavier used a 10-0 run early in the game to turn a 5-4 deficit into a 14-5 lead when junior **Danté Jackson** nailed a three-pointer with 14:56 left in the half. Xavier led 18-11 with a little over 12 minutes left in the half and used an 8-0 run to extend its lead to 26-11 with nine minutes left before intermission. The Musketeers rolled into halftime with a 44-28 lead thanks in part to stingy defense and Jackson leading the offense with eight points and five assists. Xavier got the lead up to 21 points a couple of times in the middle of the second half. XU led 61-40 with 10:58 remaining in the game. Charlotte whittled the lead down to 10 points on a couple of occasions down the stretch but could get no closer. For the game, XU's defense shut down the Charlotte perimeter game, held the 49ers to 9.1 percent (2-of-22) from three-point range. Jackson recorded season highs of 14 points and six assists despite fouling out with 8:53 left in the game. Sophomore **Jordan Crawford** led the XU offense with 18 points to go with four assists and five rebounds. Senior **Jason Love** and sophomore **Brad Redford** also reached double figures in scoring with 10 and 12 points, respectively.



Xavier 76 • (10-5, 2-0 A-10)

		Total		3-Ptr		Rebounds			PF	TP	A	T	Bk	Stl	Min
#	Player	FG-FA	FG-GA	FT-FTA	Off	Def	Tot								
31	LOVE, Jason	f	6-12	0-0	7-10	7	6	13	3	19	2	1	1	0	34
32	FREASE, Kenny	c	0-1	0-0	0-0	1	1	2	2	0	1	2	0	0	11
25	JACKSON, Dante'	g	3-5	2-2	0-0	1	4	5	2	8	3	2	0	2	32
52	HOLLOWAY, Terrell	g	1-11	0-4	13-14	0	1	1	2	15	1	4	0	0	36
58	CRAWFORD, Jordan	g	6-15	4-7	2-4	2	5	7	1	18	1	3	0	2	33
12	REDFORD, Brad	g	3-5	3-5	0-0	0	0	0	0	9	0	1	0	0	19
15	TAYLOR, Andrew	g	2-2	0-0	0-0	0	2	2	4	4	1	1	1	2	17
23	McLEAN, Jamel	g	1-5	0-0	1-2	4	3	7	3	3	2	0	1	0	18
Team						1	1	2							
Totals			22-56	9-18	23-30	16	23	39	17	76	11	14	3	6	200
FG % 1st Half: 10-22		45.5%	2nd half: 12-34	35.3%	Game: 22-56	39.3%	Deadball Rebound: 4								
3FG % 1st Half: 5-8		62.5%	2nd half: 4-10	40.0%	Game: 9-16	56.2%									
FT % 1st Half: 5-8		62.5%	2nd half: 18-22	81.8%	Game: 23-30	76.7%									

George Washington 69 • (11-4, 1-1 A-10)

#	Player		Total		3-Ptr		Rebounds			PF	TP	A	T	Bk	Stl	Min
			FG-FA	FG-FA	FG-FA	FF-FA	Off	Def	Tot							
15	WARE, Aaron	f	4-7	0-0	1-2	3	1	4	3	9	1	1	0	0	25	
22	HOLLIS, Damian	f	8-22	2-8	5-6	1	4	5	4	23	3	2	4	3	35	
42	KATUKA, Joseph	c	2-3	0-0	0-0	1	0	1	4	4	0	1	1	1	15	
23	TAYLOR, Tony	g	3-5	1-1	0-1	0	1	1	2	7	0	3	0	0	28	
05	KROMAH, Lasan	g	3-9	1-4	2-4	3	2	5	2	9	0	3	0	1	20	
00	SMITH, Dwayne	g	0-1	0-1	0-0	0	1	1	0	0	0	1	0	0	2	
01	KING, Travis	g	2-2	1-1	1-2	0	2	2	2	8	1	0	0	2	12	
05	BYNES, Bryan	g	2-3	0-1	0-0	0	1	1	0	4	3	0	0	0	27	
12	PELLOM, David	g	1-1	0-0	0-0	0	0	0	0	2	0	1	1	0	4	
13	EDWARDS, Jabari	g	0-0	0-0	0-0	0	0	0	0	0	0	0	0	0	4	
32	JOHNSON, Tim	g	0-0	0-0	0-0	0	0	0	0	2	1	0	0	0	6	
44	OPOKU, Hermann	g	0-3	0-0	5-6	2	6	8	3	5	0	0	1	0	22	
Team						2	3	5								
Totals			25-56	5-16	14-21	12	21	33	20	69	10	14	7	7	200	
FG % 1st Half: 16-27			59.3%	2nd half: 9-28	31.0%	Game: 25-56	44.6%	Deadball Rebound: 3								
3FG % 1st Half: 2-5			40.0%	2nd half: 3-11	27.3%	Game: 5-16	31.3%									
FT % 1st Half: 7-8			87.5%	2nd half: 7-13	53.8%	Game: 14-21	66.7%									

Officials: Michael Eades, Michael Stephens, Sean Hull
Technical fouls: Xavier-None, George Washington-None.
Attendance: 3002

Score by periods	1st	2nd	Total
Xavier	30	46	76
George Washington	41	28	69

Last FG - XU 2nd-01:09, GW 2nd-08:15
Largest lead - XU by 10 2nd-00:26, GW by 11 1st-01:40

Score tied - 2 times
Least charged - 9 times

Charlotte 74 • 11-5, 1-1 A-10

#	Player		Total			3-Pt			Rebounds			PF	TP	A	T	Bk	Stl	Min
			FG	FGA	FT	FTA	Off	Def	Tot									
21	WILDERNESS, An'Juan	f	7-9		0-0	1-3	2	1	3	3	15	1	1	0	1		27	
35	BRASWELL, Chris	f	4-5		0-0	5-6	1	3	4	4	14	3	2	0	2		27	
43	SPEARS, Shamari	f	5-12		0-1	3-3	2	3	5	3	13	2	0	0	0		31	
01	GREEN, Demio	g	5-16		0-9	0-0	0	1	1	4	10	3	1	0	1		27	
03	HARRIS, Djuan	g	2-4		1-2	2-6	1	2	3	4	7	1	4	0	0		28	
00	BARNETT, Javaris	g	1-2		0-1	0-0	2	0	2	0	2	0	1	0	0		6	
02	SHERILL, K.J.	g	0-0		0-0	1-2	1	1	2	3	1	0	1	0	0		6	
05	JONES, Phil	g	2-5		0-1	3-4	3	2	5	5	7	0	1	2	0		14	
11	ANDERSEN, Ian	g	1-5		1-4	0-0	1	0	1	2	3	0	1	0	1		14	
15	SIRIN, Gokhan	g	0-5		0-2	0-0	0	3	3	0	0	1	0	0	0		11	
22	COLEMAN, RaShad	g	0-1		0-1	0-0	0	0	0	0	0	1	0	0	0		4	
31	DEWHURST, Charles	g	1-2		0-1	0-0	1	2	3	0	2	0	3	0	0		5	
Team							2	1	3									
Totals			28-66		2-22		16-24		16	19	35	28	74	12	15	2	5	200
FG % 1st Half: 10-31			32.3%		2nd half: 18-35		51.4%		Game: 28-66		42.4%	Deadball Rebound: 6						
3FG % 1st Half: 1-13			7.7%		2nd half: 1-9		11.1%		Game: 2-22		9.1%							
FT % 1st Half: 7-15			46.7%		2nd half: 9-9		100.0%		Game: 16-24		66.7%							

Xavier 86 • 11-5, 3-0 A-10

#	Player		Total			3-Ptr			Rebounds			PF	TP	A	T	Bk	Stl	Min
			FG	FGA	FT-FTA	Off	Def	Tot										
31	LOVE, Jason	f	5-7	0-0	0-0	0	2	2	4	10	1	0	0	0	24			
32	FREASE, Kenny	c	2-2	0-0	3-4	0	5	5	2	7	4	0	1	2	19			
25	JACKSON, Dante'	g	5-8	4-7	0-0	0	3	3	5	14	6	3	0	3	21			
52	HOLLOWAY, Terrell	g	2-8	0-3	5-6	0	1	1	3	9	3	3	0	1	35			
58	CRAWFORD, Jordan	g	6-14	0-3	6-7	2	3	5	1	18	4	6	0	1	36			
03	WALSH, Brian	g	0-0	0-0	1-2	0	1	1	0	1	0	0	0	0	3			
12	REDFORD, Brad	g	4-6	4-6	0-0	0	4	4	0	12	0	3	1	0	24			
15	TAYLOR, Andrew	g	0-0	0-0	6-6	1	1	2	3	6	0	0	0	0	12			
21	ROBINSON, Jeff	g	0-0	0-0	1-2	0	1	1	0	1	0	0	0	0	1			
22	McLEAN, Jamel	g	2-4	0-0	4-7	2	2	4	3	8	0	1	3	0	25			
Team						1	0	1										
Totals			26-49	8-19	26-34	6	23	29	21	86	18	16	5	7	200			
FG % 1st Half: 14-26			53.8%	2nd half: 12-23	52.2%	Game: 26-49			53.1%	Deadball Rebound: 6								
3FG % 1st Half: 4-12			33.3%	2nd half: 4-7	57.1%	Game: 8-19			42.1%									
FT % 1st Half: 12-16			75.0%	2nd half: 14-15	77.8%	Game: 26-34			76.5%									

Officials: Robert Donato, Brian Dorsey, Ray Perone
Technical fouls: Charlotte-None, Xavier-None.
Attendance: 10137

Score by periods	1st	2nd	Total
Charlotte	28	46	74
Xavier	44	42	86

Last FG - CHA 2nd-00:39, XU 2nd-01:42
Largest lead - CHA by 2 1st-18:48, XU by 21 2nd-12:55

Score tied - 2 times
Least charged - 3 times

GOXAVIER.COM

2010 XAVIER UNIVERSITY POSTSEASON BASKETBALL

2004 & 2008 NCAA ELITE EIGHT • 2009 & 2010 NCAA SWEET 16

Game #17 Dayton 74 Xavier 78

Saturday, January 16, 2010
Cintas Center

Xavier's win extended XU's streak to 25 straight wins over Dayton in the City of Cincinnati, a streak that started in 1982. Junior **Danté Jackson** earned the Blackburn/McCafferty Game MVP Award for the second straight time in the series as he scored a career-high 19 points on the strength of 5-of-8 shooting from three-point range to go with five rebounds and two assists. Sophomore **Terrell Holloway** scored 17 points on the strength of 13-of-14 shooting from the free-throw line. Sophomore **Jordan Crawford**, who scored only two points in the first half due to foul trouble limiting him to seven minutes, exploded for 14 points in the second half that included 11 big points in the final six minutes. Xavier led 26-22 with 7:05 left in the first half following a pair of Holloway free throws. Dayton then put together a 13-2 run over the next four minutes to take a seven-point, 35-28, lead with 3:05 left before halftime. XU was able to get the lead down to three, 39-36, at the half. Xavier picked up where it left off at the end of the first half with a 5-0 run to start the second half, grabbing the lead back to 41-39 with 18:15 left when Holloway drove the lane and scored. The game was tied at 49-all with 15 minutes left. That's when Jackson connected on one more of his five three-pointers to put Xavier ahead for good at 52-49 at the 14:28 mark. Xavier got the lead up to eight points, 72-64, with under three minutes left and held on for the four-point win.



Game #18 Xavier 72 No. 16 Temple 77

Wednesday, January 20, 2010
Liacouras Center (Philadelphia, Pa.)

Temple shot 59.2 percent from the field, including a blistering 68.4 percent in the second half, as it handed Xavier its first Atlantic 10 Conference loss of the season. Sophomore **Jordan Crawford** led Xavier in scoring with 18 points. Senior Philadelphia native **Jason Love** was a perfect 6-of-6 from the field on his way to 16 points and seven rebounds. Xavier trailed 39-34 at halftime despite 11 first half points from Love. Xavier trailed by six points, 47-41, with under 16 minutes left in the game. That's when Xavier put together a 7-0 run over the next minute, grabbing a 48-47 lead on a Crawford three-pointer with 14:54 left. Temple answered with a 7-0 run of its own to steal the lead back at 54-48 with 11 minutes remaining. Temple got the lead up to nine points, 62-53, with seven minutes left but Xavier would not go away quietly. Xavier cut the lead to three points on three different occasions in the final minute but could get no closer as the Owls secured the game by hitting their free throws down the stretch. Sophomore **Terrell Holloway** was Xavier's third double-figure scorer as he tallied 13 points to go with four assists and two steals. The Temple game marked XU's lone road game sandwiched in between two-game and three-game homestands.



Dayton 74 • 13-4, 2-1 A-10

#	Player		Total		3-Ptr	FT-FTA	Rebounds			PF	TP	A	TO	Blk	Stl	Min
			FG-FGA	FG-FGA			Off	Def	Total							
04	JOHNSON, Chris	f	5-10	0-5	0-0	0-0	10	6	16	1	10	2	2	0	0	26
33	WRIGHT, Chris	f	2-7	0-0	6-9	6-9	6	3	9	4	10	1	2	2	0	14
41	HUELSMAN, Kurt	c	2-5	0-0	1-1	1-1	1	1	2	3	5	0	0	4	1	28
03	LOWERY, Rob	g	3-17	3-8	4-6	4-6	4	4	8	2	13	6	0	0	2	27
32	JOHNSON, Marcus	g	6-14	1-2	4-4	0-0	0	3	3	2	17	0	0	0	3	30
00	PERRY, Mickey	g	1-2	0-0	1-2	0-0	0	1	1	2	3	2	1	0	0	10
61	WARREN, London	g	0-1	0-0	0-0	0-0	0	3	3	4	0	1	3	0	1	11
23	WILLIAMS, Paul	g	1-2	0-1	0-0	0-0	0	1	1	0	2	0	0	1	0	18
32	FABRIZIUS, Luke	g	2-5	2-4	0-1	2-1	2	1	3	3	6	0	1	0	0	15
24	SEARCY, Devin	g	0-0	0-0	0-2	0-0	0	0	0	4	0	1	0	0	0	12
44	BENSON, Josh	g	4-7	0-0	0-0	0-0	1	1	2	0	8	3	1	0	0	12
Team							1	2	3							
Totals			26-70	6-20	16-25	25	26	51	25	74	15	12	7	7	7	200

FG % 1st Half: 15-38 41.7% 2nd half: 11-34 32.4% Game: 26-70 37.1%
3FG % 1st Half: 3-9 33.3% 2nd half: 3-11 27.3% Game: 6-20 30.0%
FT % 1st Half: 8-11 72.7% 2nd half: 10-14 71.4% Game: 16-25 64.0%

Xavier 78 • 12-5, 4-0 A-10

#	Player		Total		3-Ptr	FT-FTA	Rebounds			PF	TP	A	TO	Blk	Stl	Min
			FG-FGA	FG-FGA			Off	Def	Total							
31	LOVE, Jason	f	3-9	0-0	4-7	4-4	4	4	8	3	10	0	2	6	1	32
32	FREASE, Kenny	c	1-2	0-0	0-1	0-5	5	3	8	2	0	1	3	0	0	19
25	JACKSON, Dante	g	6-13	5-8	2-2	1-4	5	2	7	2	19	2	1	0	1	35
02	HOLLOWAY, Terrell	g	2-6	0-1	13-14	0-3	3	3	6	17	2	0	0	2	2	32
04	CRAWFORD, Jordan	g	6-15	3-6	1-2	0-2	2	3	5	16	4	2	0	1	1	24
10	LYONS, Mark	g	1-4	0-1	0-0	0-0	0	0	0	1	2	0	0	1	1	13
12	REDFORD, Brad	g	2-3	2-3	0-0	0-0	0	0	0	2	6	2	0	0	0	17
15	TAYLOR, Andrew	g	1-1	0-0	2-2	0-3	3	0	3	4	0	1	0	0	0	14
22	McLEAN, Jamel	g	0-2	0-0	2-2	2-1	3	3	6	2	0	1	0	0	0	14
Team						4	1	5								
Totals			22-55	10-19	24-30	11	23	34	20	78	10	8	10	6	7	200

FG % 1st Half: 7-24 29.2% 2nd half: 15-31 48.4% Game: 22-55 40.0%
3FG % 1st Half: 4-8 50.0% 2nd half: 6-11 54.5% Game: 10-19 52.6%
FT % 1st Half: 18-19 94.7% 2nd half: 6-11 54.5% Game: 24-30 80.0%

Officials: DJ Carlsten, Timothy Higgins, Gary Prager
Technical fouls: Dayton-None, Xavier-None.
Attendance: 10250

Score by periods	1st	2nd	Total
Dayton	39	35	74
Xavier	36	42	78

Last FG - UD 2nd-00:03, XU 2nd-00:13.
Largest lead - UD by 7 1st-03:05, XU by 9 2nd-02:57.

Score tied - 10 times.
Lead changed - 7 times.

Xavier 72 • 12-6, 4-1 A-10

#	Player		Total		3-Ptr	FT-FTA	Rebounds			PF	TP	A	TO	Blk	Stl	Min
			FG-FGA	FG-FGA			Off	Def	Total							
31	LOVE, Jason	f	6-6	0-0	4-6	2-5	7	4	11	1	3	0	1	3	0	30
25	FREASE, Kenny	c	1-4	0-0	0-0	2-2	4	2	6	2	2	0	3	0	1	17
32	JACKSON, Dante	g	1-4	1-4	0-0	0-2	2	5	7	3	3	2	0	2	2	25
32	HOLLOWAY, Terrell	g	5-5	1-3	2-2	0-2	2	0	2	13	4	2	0	2	2	33
04	CRAWFORD, Jordan	g	6-16	3-7	3-4	1-2	3	0	3	18	2	2	0	2	3	33
03	WALSH, Brian	g	0-0	0-0	0-0	0-0	0	1	1	0	0	0	0	0	0	1
10	LYONS, Mark	g	3-6	1-3	0-0	0-0	0	1	1	3	7	1	1	0	0	19
12	REDFORD, Brad	g	3-7	3-7	0-0	0-0	0	0	0	9	0	0	0	0	1	12
15	TAYLOR, Andrew	g	0-2	0-0	0-0	1-1	2	4	6	0	0	0	0	0	0	11
22	McLEAN, Jamel	g	2-3	0-0	0-0	4-4	8	0	4	0	0	0	1	0	0	19
Team						1	1	2								
Totals			27-59	9-24	9-12	11	20	31	19	72	11	13	1	9	20	200

FG % 1st Half: 14-31 45.2% 2nd half: 13-28 46.4% Game: 27-59 45.8%
3FG % 1st Half: 4-13 30.8% 2nd half: 5-11 45.5% Game: 9-24 37.5%
FT % 1st Half: 2-3 66.7% 2nd half: 7-9 77.8% Game: 9-12 75.0%

Temple 77 • 16-3, 4-0 A-10

#	Player		Total		3-Ptr	Rebounds					PF	TR	A	TO	Blk	Stl	Min
			FG-FGA	FG-FGA	FT-FTA	Off	Def	Total									
24	ALLEN, Lavoy	f	7-10	1-1	1-2	0	7	7	1	18	4	1	2	0	0	39	
50	ERIC, Micheal	c	1-1	0-0	0-0	0	0	0	2	2	0	1	0	0	0	9	
02	BROOKS, Ryan	g	7-12	0-2	8-9	1	6	7	1	22	1	3	0	1	38		
04	FERNANDEZ, Juan	g	6-13	1-3	2-2	0	2	2	2	15	7	3	0	2	37		
10	GUZMAN, Luis	g	4-7	1-1	1-2	0	2	2	10	4	1	0	2	0	39		
23	MOORE, Ramona	g	2-3	0-0	1-1	1	1	2	0	5	0	1	0	1	6		
30	WILLIAMS, Craig	g	2-3	2-3	1-2	1	1	2	3	7	1	0	0	1	22		
32	JEFFERSON, Rahmir	g	0-0	0-0	0-0	0	1	1	1	0	0	2	0	0	10		
Team						0	4	4									
Totals			29-49	5-10	14-18	3	24	27	12	77	17	12	2	7	200		
FG % 1st Half			16-30	53.3%	2nd half:	13-19	68.4%	Game:		5-19	59.2%	Doubleplay					
3FG % 1st Half:			4-8	50.0%	2nd half:	1-4	25.0%	Game:		5-11	50.0%	Rebounds					
FT % 1st Half:			3-4	75.0%	2nd half:	11-14	78.6%	Game:		14-18	77.8%	1					

FG % 1st Half: 16-30 53.3% 2nd half: 13-19 68.4% Game: 29-49 59.2%
3FG % 1st Half: 4-8 50.0% 2nd half: 1-4 25.0% Game: 5-11 50.0%
FT % 1st Half: 3-4 75.0% 2nd half: 11-14 78.6% Game: 14-18 77.8%

Officials: Mike Kitz, Edward Corbett, Jim Haney
Technical fouls: Xavier-None, Temple-None.
Attendance: 6813

Score by periods	1st	2nd	Total
Xavier	34	38	72
Temple	39	38	77

Last FG - XU 2nd-00:01, TU 2nd-00:43.
Largest lead - XU by 3 1st-14:45, TU by 9 2nd-07:25

Score by periods	1st	2nd	Total
XU	30	13	43
TU	32	19	51

Score tied - 2 times.
Lead changed - 5 times.

GOXAVIER.COM

2010 XAVIER UNIVERSITY POSTSEASON BASKETBALL

5 STRAIGHT NCAA TOURNAMENTS • 9 OF THE LAST 10 NCAA TOURNAMENTS

Game #19 Rhode Island 61 Xavier 72

Saturday, January 23, 2010
Cintas Center

Xavier used strong defense to stay close to Rhode Island before opening up the offense in the second half and running away to an 11-point win. Xavier turned the ball over 12 times in the first half but its defense kept it close, trailing URI only 29-26 at halftime. Another XU turnover early in the second half helped the Rams extend their lead to seven points, 33-26, with 18:37 left in the game. URI still led 35-28 with a little under 18 minutes on the clock when sophomore **Jordan Crawford** helped jumpstart the XU offense. Xavier put together a 10-0 run over the next two minutes, including eight points and an assist from Crawford, to take a 38-35 lead with 16 minutes left. URI did manage to deadlock the score again at 43-all at the 13-minute mark but a three-pointer by sophomore **Brad Redford** and a jumper by sophomore **Kenny Frease** put the Musketeers back in front for good at 48-43 heading to the under 12-minute media timeout. The lead was up to 11 points, 61-50, at the 5:54 mark following a dunk by junior **Jamel McLean** off an assist from Crawford. Crawford finished the game with a game-high 21 points to go with a collegiate career-high 12 rebounds and a Xavier career-high six assists. It also marked the first double-double of Crawford's collegiate career. McLean contributed 16 points and eight rebounds. Sophomore **Terrell Holloway** added 12 points and four assists.



Game #20 Duquesne 50 Xavier 86

Thursday, January 28, 2010
Cintas Center

Xavier jumped out to a quick 12-2 lead after seven minutes of action. The Musketeers were up by 16 points, 28-12, before the six-minute mark and took a comfortable 43-23 halftime lead. The XU defense was in top form as it held Duquesne to 23 points, the lowest total by an XU opponent in a half this season. Xavier continued to roll in the second half, raising the lead to 30 points, 62-32, before the two teams reached the under 12 minute television time out. It was "Throwback Jersey Night" as Xavier wore NIKE jerseys that were replicas of ones worn in the seventies. Sophomore **Kenny Frease** came off the bench after having started the previous eight games. That and the jerseys seemed to suit him well as he recorded his first career double-double with 13 points and a career-high tying 12 rebounds. Senior **Jason Love** also enjoyed a big night with a game-high tying 17 points on 8-of-9 shooting from the field to go with nine rebounds. Junior **Jamel McLean**, who started in place of Frease, swatted a career-high tying four shots. Sophomore **Jordan Crawford** tied Love for scoring honors with 17 points, while fellow sophomore **Terrell Holloway** contributed 11 points, seven assists and just one turnover.



Rhode Island 61 • 15-3; 3-2 A-10

#	Player		Total		3-Ptr		Rebounds						PF	TP	A TO Blk Stl			Min.
			FG-FGA	FG-FGA	FT-FTA	Off	Def	Total										
15	ULMER, Lamonte	f	6-6	0-0	0-4	1	1	2	2	12	1	0	0	0	0	32		
21	JAMES, Delroy	f	4-12	0-7	2-2	1	2	3	1	10	1	4	2	3	31			
32	MARTELL, Will	c	0-2	0-0	1-2	0	2	2	4	1	1	2	1	0	15			
05	JONES, Marquis	g	0-2	0-0	8-8	1	2	3	2	8	3	1	0	1	27			
22	COTHRAN, Keith	g	4-13	1-4	3-4	2	2	4	2	12	1	0	0	4	29			
01	MEJIA, Stevie	f	1-2	0-0	0-1	0	1	1	3	2	3	1	0	0	13			
02	EAVES, Ben	g	0-0	0-0	1-2	0	3	3	4	1	0	0	0	0	8			
04	WILSON, Jamal	f	1-1	0-0	0-0	0	0	0	0	2	1	0	0	0	5			
10	RICHTMOND, Akeem	f	2-5	1-4	0-0	0	3	3	1	5	0	2	0	2	19			
12	OUTERBRIDGE, Orion	f	4-7	0-0	0-2	1	3	4	3	8	1	2	1	0	21			
Team						0	4	4										
Totals			22-54	2-15	15-25	6	23	29	22	61	12	12	4	10	200			
FG % 1st Half:			12-28	42.9%	2nd half:	10-26	38.5%	Game:	22-54	40.7%	Deadball							
3FG % 1st Half:			1-8	12.6%	2nd half:	1-7	14.3%	Game:	2-16	13.3%	Rebounds							
FT % 1st Half:			4-8	50.0%	2nd half:	11-17	64.7%	Game:	15-25	60.0%	7.1							

Xavier 72 • 13-6; 5-1 A-10

#	Player		Total		3-Ptr		Rebounds			PF	TP					Min
			FG-FGA	FG-FGA	FT-FTA	Off	Def	Tot	A			To	Blk	Stl		
31	LOVE, Jason	f	5-7	0-0	0-1	2	4	6	4	10	0	2	0	1	23	
32	FREASE, Kenny	c	1-2	0-0	0-0	0	0	0	5	2	0	1	0	0	11	
25	JACKSON, Dante'	g	1-4	0-2	0-0	0	3	3	3	2	0	1	0	1	19	
52	HOLLOWAY, Terrell	g	3-7	0-4	6-7	0	0	0	4	12	4	4	1	1	32	
55	CRAWFORD, Jordan	g	7-15	3-5	4-4	2	10	12	2	21	6	4	1	0	35	
10	LYONS, Mark	f	1-2	0-0	0-0	0	2	2	1	2	0	4	0	0	15	
12	REDFORD, Brad	f	1-5	1-5	0-0	0	2	2	0	3	2	1	0	0	21	
15	TAYLOR, Andrew	f	2-2	0-0	0-3	0	3	3	4	4	0	0	0	1	20	
22	McLEAN, Jamel	f	5-7	0-0	6-12	5	3	8	1	16	1	0	0	0	24	
Team						1	2	3				1				
Totals				26-51		4-16		16-29		10	29	39	24	72	13	200
FG % 1st Half:			9-22	40.9%	2nd half:	17-25	56.6%	Game:	26-51	51.0%						Deadball
3FG % 1st Half:			0-3	0.0%	2nd half:	4-13	30.8%	Game:	4-16	25.0%						Rebounds
FT % 1st Half:			8-16	50.0%	2nd half:	8-13	61.5%	Game:	16-29	55.2%						4

Officials: Frank Scaglione, Lamar Simpson, Joe Townsend
Technical fouls: Rhode Island-MEJIA, Stevie, Xavier-HOLLOWAY, Terrell
Attendance: 10250

Score by periods	1st	2nd	Total
Rhode Island	29	32	61
Xavier	26	46	72

Last FG - URI 2nd-01:37, XU 2nd-01:47
Largest lead - URI by 7 2nd-18:37, XU by 13 2nd-01:59

Score tied - 5 times
Lead changed - 1 time

Duquesne 50 • 10-10, 1-5 A-10

#	Player		Total			3-Ptr			Rebounds			PF	TP	A TO Blk Stl			Min
			FG-FGA	FG-FGA	FT-FTA	Off	Def	Total									
25	SAUNDERS, Damian	f	2-6	1-4	1-2	2	6	8	3	5	1	4	2	4	34		
30	CLARK, Bill	f	1-6	0-3	2-4	2	4	6	4	4	0	1	0	0	25		
02	MONTEIRO, B.J.	f	3-8	0-3	0-0	0	1	1	2	5	1	2	1	2	21		
03	EVANS, Eric	g	4-11	0-2	0-0	2	0	2	1	3	5	0	0	1	25		
23	BOLDING, Melquan	g	6-13	2-7	0-0	2	3	5	1	14	0	2	0	0	32		
09	MARHOLD, Andre	g	0-0	0-0	0-0	0	0	0	0	0	0	2	1	0	2		
02	ROBINSON, Chase	f	0-0	0-0	0-0	0	0	0	0	0	0	0	0	0	2		
05	WILLIAMS, Morakinyo	f	0-3	0-0	2-2	0	0	0	1	2	0	0	1	0	8		
13	DUTY, Jason	f	1-6	1-4	0-0	1	0	1	0	3	0	1	0	0	20		
20	JOHNSON, Sean	f	1-1	0-0	2-2	0	1	1	2	4	2	1	0	0	11		
32	THEIS, David	f	0-1	0-1	0-0	0	0	0	2	0	0	0	0	0	6		
33	PEGGAU, Rodrigo	f	0-0	0-0	0-0	0	0	0	3	0	0	0	0	0	5		
54	LEWINSON, Oliver	f	1-3	0-0	1-1	0	1	1	0	5	0	2	0	0	6		
55	NEWTON, Lucas	f	0-0	0-0	0-0	0	0	0	0	0	0	0	0	0	2		
Team						1	0	1									
Totals			19-58	4-24	8-11	10	16	26	19	50	9	15	5	7	200		
FG % 1st Half:			9-26	34.6%	2nd half:	10-32	31.3%	Game:	19-58	32.8%	Deadball						
3FG % 1st Half:			1-10	10.0%	2nd half:	3-14	21.4%	Game:	4-24	16.7%	Rebounds						
FT % 1st Half:			4-6	66.7%	2nd half:	4-5	80.0%	Game:	8-11	72.7%	1						

Xavier 86 • 14-6, 6-1 A-10

#	Player	Total		3-Ptr		Rebounds			PF	TP	A TO Blk Stl			Min				
		FG-FGA	FG-FGA	FT-FTA	Off	Def	Total											
22	McLEAN, Jamel	f	2-5	0-0	4-4	3	0	3	1	8	1	0	4	1	21			
31	LOVE, Jason	f	8-9	0-0	1-2	4	5	9	2	17	1	1	2	1	19			
25	JACKSON, Dante'	g	2-4	2-4	0-0	1	3	4	1	8	2	2	0	1	21			
52	HOLLOWAY, Terrell	g	3-8	2-5	3-4	0	1	1	0	11	7	1	0	1	24			
55	CRAWFORD, Jordan	g	6-12	2-4	3-5	1	3	4	2	17	3	3	0	0	27			
03	WALSH, Brian	f	0-3	0-1	0-0	0	1	1	0	0	0	0	0	0	8			
10	LYONS, Mark	f	4-7	1-2	1-1	0	4	4	2	10	3	2	0	2	22			
12	REDFORD, Brad	f	0-1	0-1	0-0	0	0	0	0	0	1	1	0	0	15			
13	FEENEY, Kevin	f	0-0	0-0	0-0	0	2	2	0	0	0	0	0	0	2			
14	MAZZA, Johnny	f	0-0	0-0	0-0	0	1	1	0	0	0	0	0	0	2			
15	TAYLOR, Andrew	f	0-0	0-0	0-0	0	0	0	3	0	0	0	0	2	8			
21	ROBINSON, Jeff	f	2-3	0-0	0-0	3	0	3	1	4	0	1	0	0	8			
32	FREASE, Kenny	f	5-8	0-0	3-8	2	10	12	2	13	2	0	0	0	23			
33	HUGHES, Joe	f	0-0	0-0	0-0	0	0	0	0	0	0	0	0	0	2			
Team						2	1	3										
Totals			32-60		7-17		15-24		16	31	47	14	86	20	11	6	8	200
FG % 1st Half:		17-31	54.8%	2nd half:	15-29	51.7%	Game:	32-60	53.3%	Deadball								
3FG % 1st Half:		4-8	50.0%	2nd half:	3-9	33.3%	Game:	7-17	41.2%	Rebounds								
FT % 1st Half:		5-9	55.6%	2nd half:	10-15	66.7%	Game:	15-24	62.5%	5								

Officials: John Cahill, Patrick Driscoll, Timothy Higgins
Technical fouls: Duquesne-None, Xavier-None
Attendance: 10250

Score by periods	1st	2nd	Total
Duquesne	23	27	50
Xavier	43	43	86

Last FG - DUQ 2nd-04:02, XU 2nd-01:06
Largest lead - DUQ None, XU by 36 2nd-01:06

Score tied - 0 times
Lead changed - 0 times

2010 XAVIER UNIVERSITY POSTSEASON BASKETBALL

2004 & 2008 NCAA ELITE EIGHT • 2009 & 2010 NCAA SWEET 16

Game #21 Fordham 60 Xavier 108

Sunday, January 31, 2010
Cintas Center

Xavier led 19-16 with 9:30 left in the first half. Sophomore **Jordan Crawford**, who scored 17 of his team-high 23 points in the first half, helped Xavier extend the lead to 13 points, 45-32, at halftime. Xavier dominated the first eight minutes of the second half, 22-6, running away to a 29-point, 67-38, lead heading into the under 12-minute media timeout. Xavier started clearing its bench a short while later but still continued to build on the lead. It reached 40 points at 85-45 when redshirt freshman **Brian Walsh** nailed a three-pointer. The lead got as high as 50 points in the closing minute of play. In addition to Crawford, Xavier got a career-high 10 assists from his backcourt mate and fellow sophomore **Terrell Holloway**. Xavier also dominated inside as junior **Jamel McLean** hit 6-of-7 from the floor and 4-of-4 from the free throw line on his way to 16 points to go with seven rebounds and three steals. Sophomore **Kenny Frease** enjoyed a second straight big game with 14 points on 7-of-10 shooting from the field to go with a team-high eight rebounds. Xavier shot 58.2 percent from the field thanks to an unselfish offense that recorded a season-high 26 assists. Xavier's 108 points tied the Cintas Center record, equalling the mark set against Virginia in the 2007-08 season and Long Island in the 2001-02 season.



Fordham 60 • 2-18; 0-8 A-10

#	Player	Total		3-Ptr		Rebounds			PF	TP	A TO Blk			Stl	Min
		FG-FGA	FG-FGA	FT-FTA	FT-FTA	Off	Def	Tot			A	TO	Blk		
32	GREEN, Jacob	1	0-1	0-0	0-0	0	1	1	5	0	0	1	1	1	16
32	GASTON, Chris	1	5-14	0-1	11-14	1	8	9	3	23	2	9	2	3	39
05	BROWN, Lance	g	1-7	0-2	2-2	1	0	1	3	4	0	1	0	0	27
22	MOQUETE, Rayner	g	0-0	0-0	0-0	0	2	2	3	0	0	3	0	0	10
34	BUTLER, Brenton	g	8-17	3-9	7-8	0	3	3	0	26	3	2	2	2	39
10	KESSES, Kyle	g	0-0	0-0	0-0	0	0	0	0	0	0	0	0	0	1
13	CHECOVICH, Nick	g	0-0	0-0	0-0	0	0	0	1	0	0	0	0	0	2
14	HAGE, Ryan	g	0-0	0-0	2-2	0	1	1	1	2	0	0	0	0	8
15	ALIHODZIC, Fahro	g	0-4	0-0	0-1	1	0	1	5	0	0	4	0	0	19
20	BECK, Matt	g	0-0	0-0	0-0	0	0	0	0	0	0	0	0	0	1
44	ESTWICK, Alberto	g	2-5	0-2	1-2	1	2	3	3	5	2	0	0	0	28
44	THOMPSON, Danny	g	0-1	0-1	0-0	0	2	2	1	0	0	1	0	0	10
Team						4	1	5							
Totals			17-49	3-15	23-29	8	20	28	25	80	7	21	3	6	200
FG % 1st Half:		10-27	37.0%	2nd half:	7-22	31.8%	Game:	17-49	34.7%						
3FG % 1st Half:		3-6	50.0%	2nd half:	0-7	0.0%	Game:	3-15	20.0%						
FT % 1st Half:		9-10	90.0%	2nd half:	14-19	73.7%	Game:	23-29	79.3%						

Xavier 108 • 15-6; 7-1 A-10

#	Player	Total		3-Ptr		Rebounds			PF	TP	A TO Blk			Stl	Min
		FG-FGA	FG-FGA	FT-FTA	FT-FTA	Off	Def	Tot			A	TO	Blk		
22	McLEAN, Jamel	f	6-7	0-0	4-4	3	4	7	2	16	2	0	0	3	26
31	LOVE, Jason	c	3-4	0-0	0-0	1	6	7	4	6	2	2	0	1	17
25	JACKSON, Dante	g	2-5	2-4	0-0	0	1	1	5	6	3	1	0	2	19
52	HOLLOWAY, Terrell	g	1-6	0-2	3-4	0	2	2	1	5	10	3	0	2	26
55	CRAWFORD, Jordan	g	7-11	0-2	9-9	0	1	1	0	23	3	2	0	3	26
03	WALSH, Brian	g	1-2	1-2	1-2	0	2	2	2	4	0	0	0	0	9
10	LYONS, Mark	g	2-5	0-1	2-5	0	0	0	4	6	3	1	0	1	17
12	REDFORD, Brad	g	3-6	3-6	2-2	0	1	1	2	11	0	0	0	0	19
13	FEENEY, Kevin	g	0-1	0-1	0-0	0	1	1	0	0	1	0	0	0	3
14	MAZZA, Johnny	g	0-1	0-1	0-0	0	0	0	0	0	0	0	0	0	2
15	TAYLOR, Andrew	g	2-3	0-0	0-1	2	2	4	2	4	1	0	0	0	10
21	ROBINSON, Jeff	g	3-4	0-0	0-0	2	1	3	2	6	1	0	0	0	7
32	FREASE, Kenny	g	7-10	0-0	0-0	1	7	8	0	14	0	0	0	1	17
33	HUGHES, Joe	g	2-2	1-1	2-4	1	1	2	1	7	0	0	0	0	2
Team						2	0	2							
Totals			39-67	7-20	23-31	12	29	41	25	108	26	9	0	13	200
FG % 1st Half:		16-33	48.5%	2nd half:	23-34	67.6%	Game:	39-67	58.2%						
3FG % 1st Half:		3-10	30.0%	2nd half:	4-10	40.0%	Game:	7-20	35.0%						
FT % 1st Half:		10-12	83.3%	2nd half:	13-19	68.4%	Game:	23-31	74.2%						

Officials: James Breeding, Joe Lindsay, Earl Walton
Technical fouls: Fordham-ALIHODZIC, Fahro; Xavier-None
Attendance: 10055

Score by periods	1st	2nd	Total
Fordham	32	28	60
Xavier	45	63	108

Lead FG - FOR 2nd-02:52, XU 2nd-00:36
Largest lead - FOR None, XU by 50 2nd-00:18

Points in Paint: 20 (FOR) 52 (XU)
Off. 28 (FOR) 28 (XU)
2nd Chance: 7 (FOR) 17 (XU)
Fast Break: 8 (FOR) 24 (XU)
Bench: 7 (FOR) 52 (XU)

Score tied - 0 times
Lead changed - 0 times

Game #22 Xavier 87 Massachusetts 79

Wednesday, February 3, 2010
Mullins Center (Amherst, Mass.)

Xavier trailed 13-10 with a little under 16 minutes left in the first half. That's when XU went on an 18-0 run over the next four minutes to take a 28-13 lead heading into the under 12-minute media timeout. XU took a 17-point lead into the locker room at halftime. It was one of XU's most impressive halves of the season in the first half, shooting 64.5 percent from the field on its way to the 50-33 halftime lead. But it wouldn't last as UMass began to chip away at the Xavier lead as the same XU offense that rolled in the first half sputtered to score just 12 points in the first 13 minutes of the second half. UMass came all the way back and took the lead four times in the last eight minutes of the game, the last time being at 69-68 with 4:37 left. That's when the Musketeers put together a 9-0 run fueled by a pair of three-pointers from sophomore **Jordan Crawford** and an old fashioned three-point play from junior **Jamel McLean** to take a 77-69 lead with 2:48 remaining. Crawford finished with a game-high 25 points, while McLean recorded a double-double with 14 points and a game-high 11 rebounds. Sophomore **Terrell Holloway** contributed 16 points, six rebounds, five assists and two steals and senior **Jason Love** hit 6-of-7 shots from the field on his way to 15 points. The Musketeers shot 59.3 percent from the field for the game, their fourth straight game shooting over 50 percent from the field.



Xavier 87 • 15-6, 8-1

#	Player	Total		3-Ptr		Rebounds			PF	TP	A TO Blk			Stl	Min
		FG-FGA	FG-FGA	FT-FTA	FT-FTA	Off	Def	Tot			A	TO	Blk		
22	McLEAN, Jamel	f	4-7	0-0	6-8	2	9	11	2	14	2	1	0	1	22
26	JACKSON, Dante	f	2-5	1-3	0-0	0	2	2	2	5	5	2	1	0	30
31	LOVE, Jason	c	6-7	0-0	3-4	4	1	5	4	15	3	1	1	0	32
52	HOLLOWAY, Terrell	g	6-9	1-3	3-8	0	6	6	2	16	5	3	0	2	33
55	CRAWFORD, Jordan	g	8-15	5-8	4-4	0	4	4	0	25	1	4	1	0	34
10	LYONS, Mark	g	3-6	0-2	0-0	0	3	3	1	6	4	0	0	0	18
12	REDFORD, Brad	g	0-1	0-1	0-0	0	0	0	0	4	0	1	0	0	6
15	TAYLOR, Andrew	g	1-1	0-0	0-0	0	2	2	2	2	1	1	0	0	12
32	FREASE, Kenny	g	2-3	0-0	0-0	0	1	1	0	4	1	0	1	0	13
Team						2	0	2							
Totals			32-54	7-17	16-24	8	28	36	17	87	23	12	4	3	200
FG % 1st Half:		20-31	64.5%	2nd half:	12-23	52.2%	Game:	32-54	59.3%						
3FG % 1st Half:		5-9	55.6%	2nd half:	2-8	25.0%	Game:	7-17	41.2%						
FT % 1st Half:		5-7	71.4%	2nd half:	11-17	64.7%	Game:	16-24	66.7%						

Massachusetts 79 • 8-14, 2-6

#	Player	Total		3-Ptr		Rebounds			PF	TP	A TO Blk			Stl	Min
		FG-FGA	FG-FGA	FT-FTA	FT-FTA	Off	Def	Tot			A	TO	Blk		
02	VINSON, Terrell	f	5-11	1-4	0-2	2	1	3	5	11	0	0	1	0	18
10	FARRELL, Javorn	f	3-7	1-3	5-6	0	3	3	5	12	4	1	0	1	25
23	CARTER, Sean	c	0-0	0-0	2-4	1	4	5	5	2	1	1	3	1	25
26	HARRIS, Ricky	g	11-20	2-8	0-0	0	2	2	0	24	2	3	0	1	34
34	RILEY, Freddie	g	4-11	1-6	1-1	1	4	5	1	10	1	0	0	1	24
11	CORREIA, Gary	g	1-3	1-2	0-0	0	1	1	0	3	0	0	0	1	9
12	GURLEY, Anthony	g	2-5	1-6	1-2	1	2	3	1	6	0	0	0	1	30
22	CARTER, Sampson	g	2-6	0-3	1-1	1	0	1	0	5	3	1	0	0	20
35	BAILEY, Hashim	g	2-3	0-0	2-2	4	0	4	2	6	0	1	0	1	15
Team						2	3	5							
Totals			30-70	7-32	12-18	12	20	32	19	79	11	7	4	7	200
FG % 1st Half:		13-24	54.2%	2nd half:	17-36	47.2%	Game:	30-70	42.9%						
3FG % 1st Half:		4-15	26.7%	2nd half:	3-16	18.8%	Game:	7-31	22.6%						
FT % 1st Half:		3-4	75.0%	2nd half:	9-14	64.3%	Game:	12-19	63.2%						

Officials: Brent Hampton, Kevin O'Connell, Gene Stargate
Technical fouls: Xavier-None, Massachusetts-None
Attendance: 3535

Score by periods	1st	2nd	Total
Xavier	50	37	87
Massachusetts	33	46	79

Lead FG - XU 2nd-01:42, UMass 2nd-00:20
Largest lead - XU by 17 1st-00:06, UMass by 3 1st-15:53

Points in Paint	Off	2nd Chance	Fast Break	Bench
XU	46	12	8	10
UMass	40	22	17	9

Score tied - 6 times
Lead changed - 10 times

GOXAVIER.COM

2010 XAVIER UNIVERSITY POSTSEASON BASKETBALL

5 STRAIGHT NCAA TOURNAMENTS • 9 OF THE LAST 10 NCAA TOURNAMENTS

Game #23 Xavier 65 Dayton 90

Saturday, February 6, 2010
UD Arena (Dayton, Ohio)

Xavier saw its four-game winning streak come to an abrupt halt as XU suffered its most lopsided Atlantic 10 Conference loss since joining the A-10 in the 1995-96 season. The 90 points surrendered by the Xavier defense was second only to the 96 points scored by Wake Forest this season in a double overtime game and were the most by an XU opponent in a non-overtime game since Duquesne beat XU 93-91 at DU in the 2006-07 season. Xavier fell behind 17-3 at the start and never seriously threatened the home team. Dayton led 39-26 at halftime and led 52-36 with 14:57 left. The Musketeers got back-to-back three-pointers from junior **Danté Jackson** and sophomore **Jordan Crawford** to cut the lead to 10 points, 52-42 with 13:51 left. The Musketeers had the ball, down by 10 points, but turned the ball over on back-to-back possessions and ended any brief thoughts of a Xavier comeback. Crawford finished with a game-high 24 points to go with five assists, while sophomore **Terrell Holloway** scored 12 points. Dayton outshot Xavier from the field 56.4 percent to 37.5 percent and outrebounded the Musketeers 42-24. One other glaring statistic was that the Dayton bench outscored the Xavier bench 37-6.



Overall 16-7 A-10 8-2 Streak L1

Game #24 Xavier 76 Florida 64

Saturday, February 13, 2010
Stephen C. O'Connell Center (Gainesville, Fla.)

Xavier took a break from Atlantic 10 Conference action for a national TV clash with the Florida Gators. Xavier's front line came up big in the win. Senior **Jason Love** scored a game-high 20 points, hitting 9-of-12 from the field, to go with 10 rebounds while junior **Jamel McLean** grabbed a career-high tying 13 rebounds and sophomore **Kenny Frease** scored 12 points. The trio helped Xavier win the rebound battle 44-36. Another key statistic was that XU had only seven turnovers against Florida's pressure defense. Xavier dominated the early part of the game, cutting through the Florida pressure and running out to a 16-point, 32-16, lead with seven minutes left before halftime. Love scored 14 of those 32 XU points. Florida closed the gap to seven points, 40-33, at the break. Xavier led 47-40 with 16 minutes left before Florida used a 9-0 run to take the lead at 49-47 with 12:27 left. Florida enjoyed its last lead at 52-50 with 10:47 left. Xavier took the lead back for good with a 7-0 run that was capped off by a three-pointer by junior **Danté Jackson** that put the Musketeers on top 57-52 with nine minutes left. Sophomore **Jordan Crawford** once again came up big in the second half, scoring 12 of his 18 points after halftime.



Overall 17-7 A-10 8-2 Streak W1

Xavier 65 • 16-7, 8-2 A-10

#	Player	F	Totl		3-Ptr		Rebounds			PF	TP	A TO Blk Stl			Min
			FG-FGA	FG-FGA	FT-FTA	Off	Def	Tot							
22	McLEAN, Jamel	f	3-5	0-0	1-1	3	4	7	4	7	1	2	0	0	26
25	JACKSON, Dante	f	3-8	3-8	0-0	1	1	2	3	9	2	2	0	0	32
31	LOVE, Jason	c	2-8	0-0	3-5	0	6	6	2	7	0	1	1	1	27
52	HOLLOWAY, Terrell	g	3-8	1-4	5-5	0	0	0	2	12	0	4	0	1	35
55	CRAWFORD, Jordan	g	8-14	3-6	5-7	2	2	4	4	24	5	4	0	2	32
10	LYONS, Mark		1-5	0-2	1-2	0	1	1	1	3	1	2	0	0	16
12	REDFORD, Brad		1-3	1-3	0-0	0	0	0	1	3	0	0	0	0	8
15	TAYLOR, Andrew		0-2	0-0	0-0	1	0	1	3	0	0	0	0	0	14
32	FREASE, Kenny		0-3	0-0	0-0	0	2	2	2	0	1	1	0	0	10
Team						1	0	1	1						
Totals			21-56	8-23	15-20	8	16	24	23	65	10	16	1	6	200
FG % 1st Half: 8-26		30.8%	2nd half: 13-30		43.3%	Game: 21-56		37.5%	Deadball		Rebounds				
3FG % 1st Half: 4-11		36.4%	2nd half: 4-12		33.3%	Game: 8-23		34.8%							
FT % 1st Half: 6-7		85.7%	2nd half: 9-13		69.2%	Game: 15-20		75.0%							

Dayton 90 • 16-6, 5-3 A-10

#	Player	F	Totl		3-Ptr		Rebounds			PF	TP	A TO Blk Stl			Min
			FG-FGA	FG-FGA	FT-FTA	Off	Def	Tot							
04	JOHNSON, Chris	f	6-8	2-3	4-4	3	3	6	1	18	3	2	1	1	22
33	WRIGHT, Chris	f	6-13	1-2	4-7	4	5	9	2	17	1	2	3	0	31
35	HUELSMAN, Kurt	f	2-3	0-0	0-1	0	2	2	4	4	0	0	1	1	18
01	WARREN, London	g	3-5	0-0	1-2	0	4	4	3	7	3	4	0	2	18
22	WILLIAMS, Paul	g	3-6	0-1	1-1	0	0	0	5	7	0	0	0	0	23
00	PERRY, Mickey		3-4	1-2	0-0	0	2	2	0	7	1	2	0	0	13
03	LOWERY, Rob		4-7	3-5	5-5	1	3	4	2	16	5	1	0	2	21
12	FOX, Dan		0-0	0-0	0-0	0	0	0	0	0	0	0	0	0	1
24	HENDRICK, Luke		0-0	0-0	0-0	0	0	0	0	0	0	0	0	0	1
32	JOHNSON, Marcus		3-4	0-0	4-6	0	4	4	2	10	0	3	0	0	21
34	SEARCY, Devin		1-5	0-0	2-2	3	5	8	1	4	0	0	1	0	20
35	KAVANAUGH, Matt		0-0	0-0	0-0	0	1	1	0	0	0	0	0	0	1
44	BENSON, Josh		0-0	0-0	0-0	0	0	0	0	0	1	2	0	0	10
Team						1	1	2							
Totals			31-55	7-13	21-29	12	30	42	20	90	14	16	6	6	200
FG % 1st Half: 13-30		43.3%	2nd half: 18-25		72.0%	Game: 31-55		56.4%	Deadball		Rebounds				
3FG % 1st Half: 5-11		45.5%	2nd half: 2-2		100.0%	Game: 7-13		53.8%							
FT % 1st Half: 8-9		88.9%	2nd half: 13-20		65.0%	Game: 21-29		72.4%							

Officials: Joe DeMayo, Lamar Simpson, John Hughes
Technical fouls: Xavier-TEAM, Dayton-None
Attendance: 13435

Score by periods	1st	2nd	Total
Xavier	26	39	65
Dayton	39	51	90

Last FG - XU 2nd-02:46, UD 2nd-00:42
Largest lead - XU None, UD by 25 2nd-01:15

Score tied - 0 times
Lead changed - 0 times

Xavier 76 • 17-7

#	Player	F	Totl		3-Ptr		Rebounds			PF	TP	A TO Blk Stl			Min
			FG-FGA	FG-FGA	FT-FTA	Off	Def	Tot							
22	McLEAN, Jamel	f	3-7	0-0	2-5	5	8	13	3	8	1	0	2	0	34
31	LOVE, Jason	c	9-12	0-0	2-2	5	5	10	4	20	1	0	0	0	22
25	JACKSON, Dante	g	2-7	2-6	0-0	1	1	2	3	6	2	0	1	1	23
52	HOLLOWAY, Terrell	g	2-6	0-2	6-8	0	1	1	3	10	4	3	0	1	31
55	CRAWFORD, Jordan	g	7-19	2-8	2-3	1	2	3	3	18	4	0	0	1	29
03	WALSH, Brian		0-0	0-0	0-0	0	0	0	0	0	0	0	0	0	2
10	LYONS, Mark		1-5	0-2	0-0	1	3	4	3	2	3	2	1	1	26
12	REDFORD, Brad		0-2	0-2	0-0	0	1	1	0	0	0	1	0	0	9
15	TAYLOR, Andrew		0-1	0-0	0-0	0	1	1	1	0	0	0	0	0	8
32	FREASE, Kenny		4-5	0-0	4-4	1	2	3	2	12	0	1	1	0	16
Team						5	1	6							
Totals			28-64	4-20	16-22	19	25	44	22	76	15	7	5	4	200
FG % 1st Half: 16-32		50.0%	2nd half: 12-32		37.5%	Game: 28-64		43.8%	Deadball		Rebounds				
3FG % 1st Half: 1-8		12.5%	2nd half: 3-12		25.0%	Game: 4-20		20.0%							
FT % 1st Half: 7-9		77.8%	2nd half: 9-13		69.2%	Game: 16-22		72.7%							

Florida 64 • 17-8

#	Player	F	Totl		3-Ptr		Rebounds			PF	TP	A TO Blk Stl			Min
			FG-FGA	FG-FGA	FT-FTA	Off	Def	Tot							
21	Werner, Dan	f	0-2	0-1	0-0	0	0	0	4	0	2	0	0	1	15
23	Tyus, Alex	f	4-13	0-0	1-3	0	4	4	2	9	0	3	1	1	36
25	Parsons, Chandler	f	6-13	1-4	2-4	4	4	8	3	15	1	1	0	1	35
32	Macklin, Vernon	c	6-9	0-0	0-5	5	5	10	2	12	2	0	0	0	29
01	Boynlon, Kenny	g	3-5	2-6	4-5	1	0	1	1	12	0	2	0	0	33
03	Shipman, Ray		0-0	0-0	1-2	0	1	1	1	1	1	0	0	1	15
11	Walker, Erving		3-10	1-5	4-4	0	3	3	4	11	8	2	0	0	32
23	Murphy, Erik		2-2	0-0	0-0	1	1	2	2	4	0	0	0	0	5
Team						3	4	7							
Totals			24-58	4-16	12-23	14	22	36	19	64	14	8	1	4	200
FG % 1st Half: 12-25		48.0%	2nd half: 12-33		36.4%	Game: 24-58		41.4%	Deadball		Rebounds				
3FG % 1st Half: 2-4		50.0%	2nd half: 2-12		16.7%	Game: 4-16		25.0%							
FT % 1st Half: 4-5		80.0%	2nd half: 8-10		80.0%	Game: 12-23		52.2%							

Officials: Joe Lindsay, Roger Ayers, Tim Clougherty
Technical fouls: Xavier-None, Florida-None
Attendance: 12113

Score by periods	1st	2nd	Total
Xavier	40	36	76
Florida	33	31	64

Last FG - XU 2nd-00:41, UF 2nd-00:20
Largest lead - XU by 18 1st-07:06, UF by 2 2nd-12:27

Points	1st	2nd	Total
XU	42	34	76
UF	36	28	64

Score tied - 6 times
Lead changed - 8 times

GOXAVIER.COM

2010 XAVIER UNIVERSITY POSTSEASON BASKETBALL

2004 & 2008 NCAA ELITE EIGHT • 2009 & 2010 NCAA SWEET 16

Game #25 Saint Joseph's 52 Xavier 88

Wednesday, February 17, 2010
Cintas Center


Xavier completely dominated the rebounding by a staggering 53-17, a 36-rebound advantage that is the largest on record at Xavier. In fact, XU had more offensive rebounds (18) than SJU had total rebounds (17). Xavier jumped out quickly to leads of 7-0 and 18-4. XU led 20-8 with 12:28 left in the first half but Musketeer turnovers helped fuel a 9-0 Hawk run that cut Xavier's lead to 20-17 with 11 minutes left before the break. Xavier got the lead up to 12 points, 40-28, at halftime thanks to a 9-0 rebounding edge, although 11 first half turnovers kept XU from pulling further away. Xavier outscored St. Joe's 17-6 over the first seven minutes of the second half, blowing the game open at 57-34 with 13 minutes left. XU led by as many as 38 points but no less than 19 points the rest of the game. Sophomore **Jordan Crawford** led four Xavier double-figure scorers with 20 points to go with four assists and four steals. Redshirt freshman **Mark Lyons** scored a career-high 19 points on 6-of-7 shooting from the field, including 4-of-4 shooting from three-point territory. Senior **Jason Love** recorded his second straight double-double with 15 points and 12 rebounds, while junior **Jamel McLean** just missed a double-double as he contributed 14 points and nine rebounds.



Game #26 Xavier 81 Charlotte 67

Saturday, February 20, 2010
Halton Arena (Charlotte, N.C.)

Charlotte jumped out to a 7-3 lead in front of the sell-out crowd. Charlotte led 16-14 with 10 minutes left in the first half before the Musketeers turned it up on both ends of the court, putting together a 14-0 run that gave XU a 28-16 lead with a little over three minutes left prior to halftime. Xavier led the rest of the game, including 31-22 at halftime. Charlotte managed to cut the Xavier lead to five points twice in the second half, the last time at 45-40 with 12:23 left. Xavier led 54-46 with nine minutes left but a 7-0 run capped off by a three-pointer from junior **Danté Jackson** with 7:37 left gave the Musketeers a 61-46 lead. Xavier led by double figures the rest of the game. Xavier shot 52.0 percent from the field for the game, while holding Charlotte to 36.5 percent shooting. Sophomore **Jordan Crawford** led Xavier with 23 points, six assists, four rebounds and two steals. Junior **Jamel McLean** posted a double-double with 14 points and 11 rebounds. Xavier completed the sweep of the season series with the 49ers.



Saint Joseph's 52 • 9-17; 3-9 A-10

#	Player		Total			3-Ptr		Rebounds			PF	TP	A TO Blk Stl				Min
			FG	FGA	FG-FGA	FT	FTA	Off	Def	Tot							
02	O'BRIEN, Todd	f	0-3	0-0	0-0	0	3	3	2	0	0	0	2	3	19		
32	HILLIARD, Idnis	f	4-9	0-0	0-0	1	1	2	4	8	1	0	0	2	29		
12	CROSGILE, Justin	g	0-8	0-5	0-0	1	0	1	0	0	1	2	0	1	16		
13	GOVENS, Darrin	g	2-7	0-4	0-0	0	1	1	0	4	0	0	1	0	20		
01	WILLIAMSON, Garrett	g	6-16	0-0	5-7	0	2	2	0	17	3	2	0	1	37		
05	PRESCOTT, Chris	g	3-5	1-3	2-2	0	0	0	1	9	3	2	0	0	17		
06	BROWN, C.J.	g	0-0	0-0	0-0	0	0	0	0	0	0	1	0	0	1		
11	BENTLEY, Charoy	g	1-2	0-1	0-1	0	0	0	0	2	0	0	0	0	4		
21	ADEBAYO, Terri	g	0-0	0-0	0-0	0	0	0	0	0	0	0	0	0	2		
35	JONES, Carl	g	2-7	0-3	4-5	2	1	3	1	8	2	5	0	1	24		
40	IRWIN, Bryant	g	1-3	0-2	0-0	0	0	0	2	2	0	0	0	0	10		
42	BAPTISTE, Carl	g	1-5	0-1	0-0	1	3	4	3	2	0	0	0	0	21		
Team						0	1	1									
Totals			20-59	1-19	11-15	5	12	17	13	52	10	12	3	8	200		
FG % 1st Half			10-30	33.3%	2nd half	10-29	34.5%	Game	20-59	33.9%	Deadball						
3FG % 1st Half			1-11	9.1%	2nd half	0-8	0.0%	Game	1-19	5.3%	Rebounds						
FT % 1st Half			7-8	87.5%	2nd half	4-7	57.1%	Game	11-15	73.3%	2.1						

Xavier 88 • 18-7; 9-2 A-10

#	Player	Total		3-Ptr		Rebounds			PF	TP	A TO Blk Stl				Min
		FG-FGA	FG-FGA	FT-FTA	FT-FTA	Off	Def	Tot							
22	McLEAN, Jamel	f	6-7	0-0	2-3	3	6	9	0	14	0	0	1	0	27
31	LOVE, Jason	c	6-8	0-0	3-6	7	5	12	1	15	2	2	1	1	22
25	JACKSON, Dante	g	1-3	1-3	0-0	1	7	8	1	3	5	3	0	0	24
52	HOLLOWAY, Terrell	g	2-6	1-3	1-2	0	2	2	1	8	6	1	0	1	24
55	CRAWFORD, Jordan	g	9-11	1-6	1-1	1	3	4	2	20	4	5	0	4	28
03	WALSH, Brian	g	1-3	0-2	0-0	0	3	3	0	2	0	0	0	0	8
10	LYONS, Mark	g	6-7	4-4	3-4	0	3	3	3	19	1	3	0	0	21
12	REDFORD, Brad	g	1-6	1-5	0-0	0	0	0	2	3	1	1	0	0	13
13	FEENEY, Kevin	g	0-0	0-0	0-0	0	0	0	1	0	0	0	0	0	2
14	MAZZA, Johnny	g	0-0	0-0	0-0	0	0	0	0	1	0	0	0	0	2
15	TAYLOR, Andrew	g	2-3	0-0	0-0	1	0	1	2	4	1	1	0	1	9
32	FREASE, Kenny	g	1-3	0-0	0-0	4	5	9	2	2	2	3	1	1	17
33	HUGHES, Joe	g	0-0	0-0	0-0	0	0	0	0	0	0	0	0	0	3
Team						1	1	2							
Totals			35-63	8-23	10-16	18	35	53	15	88	23	19	3	8	200
FG % 1st Half		15-30	50.0%	2nd half	20-33	60.6%	Game		35-63	55.6%	Deadball				
3FG % 1st Half		2-9	22.2%	2nd half	6-14	42.9%	Game		8-23	34.8%	Rebounds				
FT % 1st Half		8-12	66.7%	2nd half	2-4	50.0%	Game		10-16	62.5%					

Officials: Jim Haney, Mark Rutecki, Kenneth Turner
Technical fouls: Saint Joseph's-None, Xavier-None
Attendance: 10015

Score by periods	1st	2nd	Total
Saint Joseph's	28	24	52
Xavier	40	48	88

Last FG - SJU 2nd-00:00; XU 2nd-00:26
Largest lead - SJU None, XU by 38 2nd-00:25

Score tied - 0 times
Lead changed - 0 times

Xavier 81 • 19-7; 10-2 A-10

#	Player	Total		3-Ptr		Rebounds			PF	TP	A TO Blk Stl				Min
		FG-FGA	FG-FGA	FT-FTA	FT-FTA	Off	Def	Tot							
22	McLEAN, Jamel	f	6-8	0-0	2-4	3	8	11	3	14	1	1	1	1	30
25	JACKSON, Dante	f	2-6	1-5	0-0	1	3	4	5	5	3	4	0	1	24
31	LOVE, Jason	c	4-7	0-0	2-2	1	3	4	2	10	1	1	0	0	32
52	HOLLOWAY, Terrell	g	3-6	2-4	5-6	0	4	4	4	13	3	2	0	2	35
55	CRAWFORD, Jordan	g	8-15	3-8	4-7	2	2	4	1	23	6	3	0	2	35
03	WALSH, Brian	g	0-0	0-0	0-0	0	0	0	0	0	0	0	0	0	3
10	LYONS, Mark	g	0-4	0-3	8-8	0	3	3	2	8	3	4	0	0	23
15	TAYLOR, Andrew	g	0-0	0-0	2-2	0	0	0	1	2	0	0	0	0	2
32	FREASE, Kenny	g	3-4	0-0	0-0	1	4	5	2	8	0	3	0	1	16
Team						1	2	3							
Totals			26-50	6-20	23-29	9	29	38	20	81	17	18	1	7	200
FG % 1st Half		12-26	46.2%	2nd half	14-24	58.3%	Game		26-50	52.0%	Deadball				
3FG % 1st Half		2-11	18.2%	2nd half	4-9	44.4%	Game		6-20	30.0%	Rebounds				
FT % 1st Half		5-8	62.5%	2nd half	18-21	85.7%	Game		23-29	79.3%					

Charlotte 67 • 18-6; 8-4 A-10

#	Player	Total		3-Ptr		Rebounds			PF	TP	A TO Blk Stl				Min
		FG-FGA	FG-FGA	FT-FTA	FT-FTA	Off	Def	Tot							
35	BRASWELL, Chris	f	3-8	0-1	3-3	3	4	7	2	9	2	1	0	0	25
43	SPEARS, Shamari	f	5-14	1-1	2-2	0	5	5	3	13	1	1	0	0	21
01	GREEN, Demio	g	6-17	3-12	8-10	0	2	2	3	23	2	4	0	5	32
03	HARRIS, Dijuan	g	2-3	1-1	2-5	0	0	0	4	7	5	1	0	2	32
21	WILDERNESS, An'Juan	g	1-2	0-1	0-0	0	2	2	1	2	2	1	1	0	24
00	BARNETT, Javarris	g	0-0	0-0	0-0	0	0	0	0	0	0	2	0	0	2
02	SHERILL, K.J.	g	1-3	0-0	0-0	4	1	5	1	2	1	0	1	0	16
05	JONES, Phil	g	2-7	0-1	0-0	0	1	1	5	4	0	0	0	0	16
10	PARKS, Trevin	g	0-0	0-0	0-0	0	0	0	1	0	0	0	0	0	1
11	ANDERSEN, Ian	g	2-5	1-3	0-0	0	3	3	3	5	0	1	0	0	18
15	SIRIN, Gokhan	g	1-4	0-1	0-0	2	1	3	0	2	1	0	0	0	10
31	DEWHURST, Charles	g	0-0	0-0	0-0	0	0	0	0	0	0	2	0	0	3
Team						3	1	4							
Totals			23-63	6-21	15-20	12	20	32	23	67	14	14	2	7	200
FG % 1st Half		9-27	33.3%	2nd half	14-36	38.9%	Game		23-63	36.5%	Deadball				
3FG % 1st Half		3-10	30.0%	2nd half	3-11	27.3%	Game		6-21	28.6%	Rebounds				
FT % 1st Half		1-1	100.0%	2nd half	14-19	73.7%	Game		15-20	75.0%					

Officials: DJ Carstensen, Jeffery Clark, Tony Dawkins
Technical fouls: Xavier-None, Charlotte-TEAM
Attendance: 9105

Score by periods	1st	2nd	Total
Xavier	31	50	81
Charlotte	22	45	67

Last FG - XU 2nd-02:09, CHA 2nd-00:31
Largest lead - XU by 17 2nd-03:16; CHA by 4 1st-16:35

Score by periods	1st	2nd	Total
XU	31	50	81
CHA	22	45	67

Score tied - 5 times
Lead changed - 4 times

GOXAVIER.COM

2010 XAVIER UNIVERSITY POSTSEASON BASKETBALL

5 STRAIGHT NCAA TOURNAMENTS • 9 OF THE LAST 10 NCAA TOURNAMENTS

Game #27

Xavier 73 Saint Louis 71

Wednesday, February 24, 2010
Chaifetz Arena (Saint Louis, Mo.)

Xavier overcame a Saint Louis three-point shooting barrage to record the victory. Sophomore **Jordan Crawford** led Xavier with 26 points, including 17 in the decisive second half to help the Musketeers overcome a six-point halftime deficit. Senior **Jason Love** tied his career high with 21 points to go with nine rebounds, including 15 points and five rebounds in the second half. Saint Louis used a hot hand from three-point range in the first half, hitting 7-of-12, on its way to carving a 34-28 halftime lead. SLU led 49-46 with 12:36 left before Xavier turned it up on both ends of the court, putting together a 16-0 run over the next five minutes to take a 62-49 lead with 7:33 left. A pair of Crawford three-pointers helped fuel the run. Xavier still led by 10 points, 66-56, with 4:18 left when junior **Jamel McLean** scored on an offensive rebound and stick back. The Billikens didn't go down without a fight, though, closing the game to two points at 71-69 with 1:01 left. SLU actually had a possession to tie or take the lead with 15 seconds left but Love rebounded a SLU missed shot and was fouled. Love hit two free throws that sealed the game at 73-69 with five seconds left. SLU finished the game with 10 three-pointers, one shy of the season high by an XU opponent and the most since Miami (Ohio) also hit 10 three-pointers back on December 23 at Cintas Center. Both Love and sophomore **Terrell Holloway** earned spots in the top 10 plays of the day on ESPN's SportsCenter on Feb. 24 for a couple of their impressive efforts.



Game #28

No. 23 Richmond 76 Xavier 78

Sunday, February 28, 2010
Cintas Center

Xavier got 24 points from sophomore **Terrell Holloway**, 11 coming in the overtime sessions, as XU outlasted Richmond in double overtime. Richmond relied heavily on the three-point shot, bombing away for 12 three-pointers, including eight in the first half alone. XU managed to forge a 38-34 halftime lead despite the UR treys mainly due to 14 first half points from sophomore guard **Jordan Crawford**, who finished the game with 19 points. Richmond battled back to take the lead, 46-44, on a three-pointer with 15:42 left in regulation. XU answered with a 6-0 run capped off by a layup from Holloway to make it 50-46 with 12 minutes left. XU got the lead up to six points three times after that but each time Richmond came back, tying the score at 64-all with 26 seconds left in regulation on another three-pointer. XU came up empty on its final possession of regulation. Xavier trailed 70-68 with two minutes left in the first overtime but a tip-in from senior **Jason Love** tied the score at 70-all with 1:41 left in the first extra period. It proved to be the last points of the first overtime. Holloway got XU out fast in the second overtime with a three-pointer that gave XU the lead for good at 73-70. A potential game-tying shot by Richmond was off the mark at the final buzzer. Love finished with 16 points and nine rebounds while junior **Jamel McLean** tied his career high for rebounds with 13, while helping XU win the rebound battle 47-35.



Xavier 73 • 20-7, 11-2

#	Player	Total		3-Ptr		Rebounds		PF	TP	A	TO	Blk	Stl	Min
		FG-FGA	FG-FGA	FT-FTA	FT-FTA	Off	Def							
22	McLEAN, Jamel	f	3-8	0-0	1-1	4	2	6	5	7	0	2	1	21
25	JACKSON, Dante'	f	1-4	0-2	0-0	0	4	4	2	2	1	0	0	24
31	LOVE, Jason	c	9-17	0-0	3-4	6	3	9	3	21	1	1	2	31
52	HOLLOWAY, Terrell	g	3-5	1-2	2-3	0	5	5	1	9	3	2	0	34
55	CRAWFORD, Jordan	g	11-20	4-6	0-0	1	4	5	1	26	1	3	0	38
03	WALSH, Brian	g	1-2	0-1	0-0	0	4	4	0	2	0	0	0	4
10	LYONS, Mark	g	1-4	0-0	2-2	0	0	0	1	4	0	1	0	22
15	TAYLOR, Andrew	g	0-0	0-0	0-0	2	4	6	3	0	0	0	0	14
32	FREASE, Kenny	g	1-3	0-0	0-0	1	0	1	1	2	1	0	0	12
Team						0	2	2						
Totals			30-63	5-11	8-10	14	28	42	17	71	7	9	3	200
FG % 1st Half:		12-31	38.7%	2nd half:	18-32	56.3%	Game:		30-63	47.6%	Rebounds:		Deadball:	
3FG % 1st Half:		1-4	25.0%	2nd half:	4-7	57.1%	Game:		5-11	45.5%	Rebounds:		Rebounds:	
FT % 1st Half:		3-3	100.0%	2nd half:	5-7	71.4%	Game:		8-10	80.0%				

Saint Louis 71 • 18-9, 9-4

#	Player	Total		3-Ptr		Rebounds		PF	TP	A	TO	Blk	Stl	Min
		FG-FGA	FG-FGA	FT-FTA	FT-FTA	Off	Def							
24	ELLIS, Cody	f	5-10	2-7	7-7	1	1	2	3	19	2	1	1	27
32	REED, Willie	f	8-10	0-0	2-9	3	10	13	1	16	0	1	4	31
03	MITCHELL, Kwamain	g	8-15	5-8	0-0	0	3	3	2	21	4	1	0	36
15	SALECICH, Christian	g	1-6	0-2	0-0	1	2	3	4	2	4	0	0	30
23	CASSITY, Kyle	g	2-10	1-4	0-0	0	2	2	0	5	6	1	0	37
12	JORDAN, Justin	g	2-4	2-4	0-0	0	0	0	3	6	1	1	0	19
14	CONKLIN, Brian	g	0-2	0-0	0-0	0	1	1	0	0	0	0	0	12
31	SMITH, Jon	g	0-0	0-0	0-0	0	1	1	1	0	0	0	0	2
32	REMEKUN, Cory	g	0-0	0-0	0-0	0	0	0	1	0	0	1	0	6
Team						2	1	3						
Totals			26-57	10-25	9-16	7	21	28	15	71	17	6	6	200
FG % 1st Half:		13-26	44.8%	2nd half:	13-28	46.4%	Game:		26-57	45.6%	Rebounds:		Deadball:	
3FG % 1st Half:		7-12	58.3%	2nd half:	3-13	23.1%	Game:		10-25	40.0%	Rebounds:		Rebounds:	
FT % 1st Half:		1-3	33.3%	2nd half:	8-13	61.5%	Game:		9-16	55.3%				

Officials: Tracy Woodson, Todd Williams, Brent Hampton
Technical fouls: Xavier-McLean, Jamel; Saint Louis-None.
Attendance: 10008

Score by periods	1st	2nd	Total
Xavier	28	45	73
Saint Louis	34	37	71

Last FG - XU 2nd-02:51, SLU 2nd-00:01
Largest lead - XU by 13 2nd-07:33, SLU by 7 1st-09:56

Points	In	Off	2nd	Fast
XU	42	7	12	2
SLU	24	12	8	0

Score tied - 3 times
Lead changed - 4 times

Richmond 76 • (22-7, 11-3)

#	Player	Total		3-Ptr		Rebounds		PF	TP	A	TO	Blk	Stl	Min
		FG-FGA	FG-FGA	FT-FTA	FT-FTA	Off	Def							
01	GARRETT, Darnius	f	1-3	0-0	0-0	1	0	1	3	2	0	0	1	5
32	HARPER, Justin	f	6-14	3-6	0-0	0	2	2	1	15	1	1	0	27
44	BUTLER, Ryan	g	3-11	2-7	1-1	0	2	2	1	9	4	1	0	23
06	GONZALEZ, David	f	6-15	4-7	2-2	2	7	9	3	18	1	2	0	47
14	ANDERSON, Kevin	g	8-21	1-4	0-0	1	3	4	3	17	3	4	1	48
09	BROTHERS, Darien	g	0-0	0-0	0-0	0	1	1	1	0	1	0	0	4
12	SMITH, Kevin	g	2-2	1-1	0-0	0	3	3	4	5	2	2	1	26
13	ESTES, Zak	g	0-0	0-0	0-0	0	0	0	0	0	0	0	0	4
15	MARTEL, Francis	g	0-0	0-0	0-0	1	0	1	2	0	1	1	0	11
31	SMITH, Connor	g	0-0	0-0	0-0	0	0	0	0	0	0	0	0	1
41	GERIOT, Dan	g	4-7	1-2	1-3	1	6	7	4	10	4	1	0	34
Team						4	1	5						
Totals			30-73	12-29	4-6	10	25	35	22	76	17	12	3	250
FG % 1st Half:		13-29	44.8%	2nd half:	12-33	36.4%	OT:		5-11	45.5%	Game:		30-73	41.1%
3FG % 1st Half:		8-17	47.1%	2nd half:	4-11	36.4%	OT:		0-1	0.0%	Game:		12-29	41.4%
FT % 1st Half:		0-0	0.0%	2nd half:	2-3	66.7%	OT:		2-3	66.7%	Game:		4-6	66.7%

Xavier 78 • (21-7, 12-2)

#	Player	Total		3-Ptr		Rebounds		PF	TP	A	TO	Blk	Stl	Min
		FG-FGA	FG-FGA	FT-FTA	FT-FTA	Off	Def							
22	McLEAN, Jamel	f	2-3	0-0	5-6	5	8	13	3	9	2	1	1	42
31	LOVE, Jason	c	6-9	0-0	4-9	5	4	9	2	16	1	2	1	37
25	JACKSON, Dante'	g	0-5	0-4	0-0	0	3	3	5	0	2	4	0	23
52	HOLLOWAY, Terrell	g	9-15	2-6	4-4	1	4	5	2	24	0	5	1	47
55	CRAWFORD, Jordan	g	8-22	3-9	0-0	0	3	3	0	19	1	2	0	44
03	WALSH, Brian	g	0-0	0-0	0-0	0	0	0	0	2	0	0	0	4
10	LYONS, Mark	g	4-10	0-2	2-2	0	6	6	1	10	1	4	0	32
12	REDFORD, Brad	g	0-0	0-0	0-0	0	0	0	0	0	0	0	0	0
15	TAYLOR, Andrew	g	0-0	0-0	0-0	0	2	2	1	0	0	0	0	8
32	FREASE, Kenny	g	0-0	0-0	0-0	0	3	3	1	0	0	2	0	13
Team						3	0	3						
Totals			29-64	5-21	15-21	14	33	47	17	78	7	20	3	250
FG % 1st Half:		15-26	57.7%	2nd half:	9-24	37.5%	OT:		5-14	35.7%	Game:		29-64	45.3%
3FG % 1st Half:		3-11	27.3%	2nd half:	1-8	12.5%	OT:		1-2	50.0%	Game:		5-21	23.8%
FT % 1st Half:		5-6	83.3%	2nd half:	7-11	63.6%	OT:		3-4	75.0%	Game:		15-21	71.4%

Officials: Robert Donato, Joe Lindley, Ray Perone
Technical fouls: Richmond-None, Xavier-None.
Attendance: 10250

Score by periods	1st	2nd	OT	OT2	Total
Richmond	34	30	6	6	76
Xavier	38	26	6	8	78

Last FG - UR OT3-01:46, XU OT2-03:04
Largest lead - UR by 3 1st-04:44, XU by 7 1st-08:45

Points	In	Off	2nd	Fast
XU	26	27	8	4
UR	36	17	15	8

Score tied - 12 times
Lead changed - 14 times

GOXAVIER.COM

2010 XAVIER UNIVERSITY POSTSEASON BASKETBALL

2004 & 2008 NCAA ELITE EIGHT • 2009 & 2010 NCAA SWEET 16

Game #29

No. 25 Xavier 82 Fordham 56

Wednesday, March 3, 2010
Rose Hill Gym (Bronx, N.Y.)

Xavier rolled to a 26-point win at Fordham. Fordham got off to a strong start and led the game 22-21 with nine minutes left in the first half but it wouldn't last. XU dominated the next five minutes 17-6, grabbing control of the game for good at 38-28 heading into the under four-minute media timeout. XU led by 14 points at halftime, thanks in great part to 13 first half points from junior **Jamel McLean**. McLean finished with a game-high 16 points and eight rebounds. McLean hit a pair of free throws at the 16:59 mark of the second half to give the Musketeers a 20-point, 55-35, lead. In fact, XU led by as many as 29 points and by no less than 20 points the rest of the game. Senior **Jason Love** grabbed 13 rebounds to help Xavier dominate the rebounding battle 56-41. Sophomore **Terrell Holloway** and freshman **Mark Lyons** returned to their native New York and contributed 14 and 11 points, respectively. Sophomore **Jordan Crawford** battled through some box-and-one and other junk defenses to contribute 11 points, eight rebounds and six assists. This game marked XU's final road game of the season. Xavier was 7-5 on opponent home courts this season. The Musketeers became much better on the road, winning four straight road games and seven of their last nine on the road.



Game #30

St. Bonaventure 72 No. 25 Xavier 93

Saturday, March 6, 2010
Cintas Center

It was a great day for celebrations and it went beyond the "Senior Day" festivities for XU's lone senior. Xavier's win over St. Bonaventure in its regular season finale clinched the Musketeers' fourth straight Atlantic 10 Conference Regular Season Championship. Co-Champs XU and Temple tied at 14-2. Xavier roared out of the gate to start the game, rolling to a 20-point, 26-6, lead heading into the under 12-minute media timeout. Junior **Danté Jackson** hit a three-pointer to start and end the scoring run. The Bonnies battled back to within eight points at 38-30 with 1:23 left in the half but the Musketeers stretched the lead back to double digits at 12 points, 44-32, at halftime. Another Jackson three-pointer at 17:15 of the second half completed a 10-3 run after intermission, giving Xavier a 19-point, 54-35, lead. Xavier led by as many as 22 points on numerous occasions the rest of the game and was never seriously threatened. Xavier placed five players in double figures in scoring led by sophomore **Jordan Crawford**, who hit 8-of-12 from the field on his way to 22 points. Junior **Jamel McLean** had 15 points and nine rebounds, while senior **Jason Love** celebrated "Senior Day" with 14 points and nine rebounds. Jackson (11) and freshman **Mark Lyons** (10) also reached double figures.



Xavier 82 • 22-7, 13-2 A10

#	Player	Total		3-Ptr		Rebounds			PF	TP	A TO Blk Stl				Min
		FG-FGA	FG-FGA	FT-FTA	Off Def Tot	PF	TP	A TO Blk Stl							
22	McLEAN, Jamel	6-10	0-0	4-7	5 3 8	0	16	0 2 0 0	0	22					
25	JACKSON, Dante	3-7	3-5	0-0	0 1 1	0	9	1 1 1 0	0	22					
31	LOVE, Jason	4-11	0-0	0-2	4 9 13	2	3	2 2 0 0	0	20					
52	HOLLOWAY, Terrell	6-9	2-4	0-0	1 3 4	3	14	2 1 0 1	28						
55	CRAWFORD, Jordan	3-16	0-2	5-5	2 6 8	2	11	6 2 1 1	27						
03	WALSH, Brian	2-5	0-3	0-0	0 2 2	0	4	1 1 0 2	12						
10	LYONS, Mark	3-10	3-7	2-4	0 4 4	2	11	1 1 0 0	24						
13	FEENEY, Kevin	0-1	0-1	0-0	1 0 1	0	6	0 0 0 0	2						
14	MAZZA, Johnny	0-0	0-0	0-0	0 0 0	0	6	0 0 0 0	0	1					
15	TAYLOR, Andrew	1-3	0-0	0-0	1 1 2	2	2	0 1 0 1	15						
21	ROBINSON, Jeff	0-0	0-0	0-0	0 0 0	1	6	0 0 0 0	5						
32	FREASE, Kenny	3-6	0-0	1-2	2 5 7	0	7	1 0 1 0	19						
33	HUGHES, Joe	0-0	0-0	0-0	0 1 1	0	6	0 1 0 1	3						
Team					3 2 5										
Totals		31-74	8-22	12-20	19 37 56	12	82	13 13 2 7	200						
FG % 1st Half		17-45	37.8%	2nd half	14-29	48.3%	Game:	31-74	41.9%	Deadball Rebounds					
3FG % 1st Half		7-15	46.7%	2nd half	1-7	14.3%	Game:	8-22	36.4%						
FT % 1st Half		4-5	80.0%	2nd half	8-15	53.3%	Game:	12-20	60.0%						

Fordham 56 • 2-25, 0-15 A10

#	Player	Total		3-Ptr		Rebounds			PF	TP	A TO Blk Stl				Min
		FG-FGA	FG-FGA	FT-FTA	Off Def Tot	PF	TP	A TO Blk Stl							
15	ALIHODZIC, Fahro	1-2	0-0	0-0	1 2 3	2	2	0 1 1 0	22						
33	GASTON, Chris	7-16	0-1	1-2	1 12 13	4	15	1 2 2 1	34						
04	TANNER, Herb	1-6	0-1	1-2	2 4 6	1	3	3 2 0 0	27						
20	BECK, Matt	0-0	0-0	0-0	0 0 0	0	6	0 0 0 0	7						
24	BUTLER, Brenton	5-15	0-2	3-4	2 2 4	2	13	0 4 0 0	31						
06	BROWN, Linceo	3-4	0-0	0-0	2 1 3	0	6	0 1 0 0	6						
13	CHECOVICH, Nick	0-0	0-0	0-0	0 0 0	0	6	0 0 0 0	1						
14	HAGE, Ryan	0-0	0-0	0-0	0 0 0	0	6	0 0 0 0	1						
21	ESTWICK, Alberto	4-16	3-7	0-0	0 3 3	3	11	0 2 0 0	27						
32	MOQUETE, Rayner	2-5	0-2	0-0	0 1 1	1	4	2 1 0 0	18						
32	GREEN, Jacob	1-3	0-0	0-0	2 2 4	3	2	1 0 4 1	18						
44	THOMPSON, Danny	0-3	0-3	0-0	0 1 1	1	0	1 1 0 0	8						
Team					2 1 3										
Totals		24-73	3-16	5-8	12 29 41	17	56	8 14 7 4	200						
FG % 1st Half		13-38	34.2%	2nd half	11-32	34.4%	Game:	24-70	34.3%	Deadball Rebounds					
3FG % 1st Half		3-6	50.0%	2nd half	0-10	0.0%	Game:	3-16	18.8%						
FT % 1st Half		2-2	100.0%	2nd half	3-6	50.0%	Game:	5-8	62.5%						

Officials: Joe DeMayo, Patrick Driscoll, Jeffrey Anderson
Technical fouls: Xavier-None, Fordham-None.
Attendance: 2298

Score by periods	1st	2nd	Total
Xavier	45	37	82
Fordham	31	25	56

Last FG - XU 2nd-02:46, FOR 2nd-00:55.
Largest lead - XU by 29 2nd-02:48, FOR by 2 1st-14:20

	In	Off	2nd	Fast
Points	40	12	19	9
Paint	34	12	10	2
Chance				23
Break				
Bench				

Score tied - 4 times.
Lead changed - 4 times

St. Bonaventure 72 • 14-15, 7-9 A-10

#	Player	Total		3-Ptr		Rebounds			PF	TP	A TO Blk Stl				Min
		FG-FGA	FG-FGA	FT-FTA	Off Def Tot	PF	TP	A TO Blk Stl							
44	NICHOLSON, Andrew	9-15	0-0	3-4	1 2 3	3	21	1 1 2 0	36						
04	MATTHEWS, Chris	6-10	2-6	0-0	1 2 3	0	14	6 3 0 1	36						
05	HALL, Jonathan	5-11	0-0	1-2	2 6 8	4	11	7 5 0 4	37						
20	ELEBY, Malcolm	1-3	0-0	0-0	0 0 0	1	2	0 1 0 0	12						
32	DAVENPORT, Michael	2-4	1-1	0-0	0 3 3	0	5	0 2 0 0	21						
00	ADGBOYE, Ogo	3-7	3-5	1-2	1 2 3	4	10	1 1 0 0	28						
11	CONGER, Demitrius	2-7	0-1	2-5	3 6 9	2	6	1 1 0 0	21						
21	COOK, Da'Quan	1-1	0-0	0-0	0 0 0	5	2	0 0 0 1	5						
24	LEONARD, Lewis	0-1	0-0	0-0	0 0 0	0	0	0 0 0 0	2						
33	ROSEBORO, Brett	0-0	0-0	1-2	0 0 0	1	1	0 0 0 0	2						
Team					1 1 2										
Totals		29-59	6-13	8-15	9 22 31	20	72	16 14 3 5	200						
FG % 1st Half		14-30	46.7%	2nd half	15-29	51.7%	Game:	29-59	49.2%	Deadball Rebounds					
3FG % 1st Half		4-7	57.1%	2nd half	2-6	33.3%	Game:	6-13	46.2%						
FT % 1st Half		0-0	0.0%	2nd half	8-15	53.3%	Game:	8-15	53.3%						

Xavier 93 • 23-7, 14-2 A-10

#	Player	Total		3-Ptr		Rebounds			PF	TP	A TO Blk Stl				Min
		FG-FGA	FG-FGA	FT-FTA	Off Def Tot	PF	TP	A TO Blk Stl							
22	McLEAN, Jamel	6-9	0-0	3-4	6 3 9	1	15	1 5 1 3	28						
31	LOVE, Jason	4-8	0-0	6-6	4 5 9	4	14	2 3 0 2	24						
25	JACKSON, Dante	3-8	3-7	2-2	0 2 2	2	11	2 0 0 1	23						
52	HOLLOWAY, Terrell	4-8	1-3	0-0	0 1 1	0	5	10 1 0 2	32						
55	CRAWFORD, Jordan	8-12	2-4	4-4	0 4 4	0	22	2 1 1 2	31						
03	WALSH, Brian	0-3	0-1	0-0	0 3 3	1	0	1 0 0 0	8						
10	LYONS, Mark	3-7	1-3	3-4	0 1 1	1	10	3 0 1 0	22						
13	FEENEY, Kevin	1-1	1-1	0-0	0 0 0	1	3	0 0 0 0	3						
14	MAZZA, Johnny	1-1	0-0	0-0	0 0 0	0	2	0 0 0 0	1						
15	TAYLOR, Andrew	2-3	0-0	0-3	1 2 3	1	4	1 0 0 1	11						
21	ROBINSON, Jeff	0-0	0-0	0-2	0 0 0	0	0	0 0 0 0	1						
32	FREASE, Kenny	1-3	0-0	1-2	0 2 2	3	3	3 0 0 0	15						
33	HUGHES, Joe	0-0	0-0	0-0	0 0 0	0	0	0 0 0 0	1						
Team					2 1 3										
Totals		33-63	8-19	19-27	13 24 37	14	93	25 10 3 11	200						
FG % 1st Half		17-35	48.6%	2nd half	16-28	57.1%	Game:	33-63	52.4%	Deadball Rebounds					
3FG % 1st Half		2-9	22.2%	2nd half	6-10	60.0%	Game:	8-19	42.1%						
FT % 1st Half		5-10	50.0%	2nd half	11-17	64.7%	Game:	19-27	70.4%						

Officials: Mike Fotts, Brent Hampton, Frank Scaglotta
Technical fouls: St. Bonaventure-None, Xavier-None.
Attendance: 10031

Score by periods	1st	2nd	Total
St. Bonaventure	32	40	72
Xavier	44	49	93

Last FG - SBU 2nd-02:13, XU 2nd-00:32.
Largest lead - SBU None, XU by 22 2nd-11:29

	In	Off	2nd	Fast
Points	30	8	16	18
Paint	40	22	13	10

2010 XAVIER UNIVERSITY POSTSEASON BASKETBALL

5 STRAIGHT NCAA TOURNAMENTS • 9 OF THE LAST 10 NCAA TOURNAMENTS

Game #31

Dayton 73 No. 24 Xavier 78

Friday, March 12, 2010

Atlantic 10 Championship Quarterfinals
Boardwalk Hall (Atlantic City, N.J.)

No. 2 seed Xavier rallied from a 15-point, 61-56, deficit with 10:37 left to capture the victory over No. 7 seed Dayton, marking the largest deficit XU has overcome all season to win a game. Sophomores **Terrell Holloway** (22) and **Jordan Crawford** (20) combined for 42 points, including 27 points in the second half. Dayton owned the first half, grabbing a 40-35 halftime lead thanks to 5-of-7 shooting from three-point range and 14 points off of 10 first half XU turnovers. UD maintained control for the first part of the second half, outscoring XU 19-9 over the first nine minutes to open up a 59-44 lead with 11 minutes left. Xavier then took control of the game at both ends of the court, dominating the next 10 minutes 25-7 to take over the lead at 69-66 with 1:22 left. Xavier's defense held Dayton without a field goal from the 11:15 mark until the 1:11 mark of the second half. Xavier held on by hitting its free throws down the stretch, including nine straight to finish the game. XU also won the key battle of the boards for the game, 39-28. Senior **Jason Love** led the way with his eighth double-double of the season with 17 points and 10 rebounds. Xavier is 5-0 against Dayton in Atlantic 10 Championship play. In addition, Xavier has now won 29 straight games against Dayton in contests played outside University of Dayton Arena since the 1980-81 season.



Dayton 73 • 20-12

#	Player	Total		3-Ptr	FT-FTA	Rebounds			PF	TP	A	TO	Bk	Stl	Min
		FG-FGA	FG-FGA			Off	Def	Tot							
33	WRIGHT, Chris	f	6-15	0-2	5-9	2	2	4	5	17	0	1	4	1	31
41	HUELSMAN, Kurt	f	1-1	0-0	3-6	3	2	5	3	5	0	3	2	1	23
01	WARREN, London	g	3-5	0-0	1-1	1	3	4	3	7	4	3	0	1	22
03	LOWERY, Rob	g	4-7	2-5	4-4	0	1	1	2	14	4	4	0	4	24
32	JOHNSON, Marcus	g	6-11	4-7	2-2	0	1	1	3	18	4	1	1	1	29
00	PERRY, Mickey	g	0-2	0-0	0-0	1	2	3	3	0	3	3	0	1	9
04	JOHNSON, Chris	g	0-3	0-1	0-0	0	2	2	5	0	0	0	0	1	11
22	WILLIAMS, Paul	g	2-7	2-5	0-0	0	4	4	1	6	1	1	0	1	25
34	SEARCY, Devin	g	1-1	0-0	0-0	0	1	1	5	2	0	2	0	1	16
35	KAVANAUGH, Matt	g	0-0	0-0	0-0	0	0	0	1	0	0	0	0	0	1
44	BENSON, Josh	g	1-2	0-0	2-4	1	0	1	2	4	0	0	0	1	9
Team						1	1	2							
Totals			24-54	8-20	17-26	9	19	28	33	73	16	18	7	13	200
FG % 1st Half		14-26	53.8%	2nd half	10-28	35.7%	Game		24-54	44.4%	Deadball				
3FG % 1st Half		5-7	71.4%	2nd half	3-13	23.1%	Game		8-20	40.0%	Rebounds				
FT % 1st Half		7-13	53.8%	2nd half	10-13	76.9%	Game		17-26	65.4%					

Xavier 78 • 24-7

#	Player	Total		3-Ptr	FT-FTA	Rebounds			PF	TP	A	TO	Bk	Stl	Min
		FG-FGA	FG-FGA			Off	Def	Tot							
22	McLEAN, Jamel	f	1-4	0-0	2-4	3	3	6	2	4	1	0	1	1	27
31	LOVE, Jason	f	4-9	0-0	9-9	2	8	10	4	17	1	2	1	0	33
25	JACKSON, Dante	g	1-5	1-5	2-2	1	5	6	2	5	1	4	1	2	29
52	HOLLOWAY, Terrell	g	6-14	1-6	9-10	0	2	2	22	3	4	0	3	3	31
05	CRAWFORD, Jordan	g	6-11	1-3	7-10	0	3	3	1	20	1	4	0	1	36
03	WALSH, Brian	g	0-0	0-0	0-0	0	0	0	2	0	0	1	0	0	3
10	LYONS, Mark	g	2-4	0-1	4-6	1	3	4	2	8	0	3	0	1	20
12	REDFORD, Brad	g	0-0	0-0	0-0	0	0	0	0	0	0	0	0	0	2
15	TAYLOR, Andrew	g	0-0	0-0	0-0	0	0	0	3	0	0	0	0	0	6
32	FREASE, Kenny	g	1-3	0-0	0-0	1	1	2	3	2	0	0	0	0	13
Team						5	1	6							
Totals			21-50	3-15	33-41	13	26	39	21	78	7	18	3	8	200
FG % 1st Half		11-30	36.7%	2nd half	10-20	50.0%	Game		21-50	42.0%	Deadball				
3FG % 1st Half		1-8	12.5%	2nd half	2-7	28.6%	Game		3-15	20.0%	Rebounds				
FT % 1st Half		12-14	85.7%	2nd half	21-27	77.8%	Game		33-41	80.5%					

Officials: Joe DeMayo, Earl Walton, Brent Hampton
Technical fouls: Dayton-LOWERY, Rob. Xavier-None.
Attendance: 6029

Score by periods	1st	2nd	Total
Dayton	40	33	73
Xavier	35	43	78

Last FG - UD 2nd-00:02, XU 2nd-01:22
Largest lead - UD by 15 2nd-11:18, XU by 9 2nd-02:00

Overall 24-7 A-10 14-2 Streak W8


Game #32

Richmond 89 No. 24 Xavier 85

Saturday, March 13, 2010

Atlantic 10 Championship Semifinals
Boardwalk Hall (Atlantic City, N.J.)

For the second time in two weeks, No. 2 seed Xavier and No. 3 seed Richmond needed overtime to decide the outcome of their game. This time there was only one extra period and this time the Spiders came out on top. XU had its season-high eight-game winning streak snapped. Richmond led 28-25 with 4:29 left in the first half but freshman Mark Lyons helped ignite a run that helped XU to a 37-33 lead by halftime. Xavier led just 37-36 with 19 minutes left until an 8-0 run finished off by a dunk from junior **Jamel McLean** raised the Musketeer margin to 45-36 with 16:59 left. Richmond would not go away, though, outscoring XU by 10 points, 20-10, over the next eight minutes to take a 56-55 lead at the 8:45 mark. Richmond led 64-62 with 5:28 left in regulation but Xavier answered with a 9-2 run over the next three minutes to take a 71-66 lead. Lyons started the spurt with a three-pointer. Xavier still led 73-71 with 15 seconds left but, after a Xavier missed front end of a one-and-one, the door was opened for a game-tying UR shot with three seconds left in regulation. Richmond jumped out to a quick three-point lead in overtime on a quick trey, a lead it never relinquished. Sophomore **Jordan Crawford** led five Xavier double-figure scorers with 20 points to go with eight rebounds, three assists and three steals. Sophomore **Terrell Holloway** added 16 points and redshirt freshman **Mark Lyons** added 13 points.



Richmond 89 • 26-7

#	Player	Total		3-Ptr	FT-FTA	Rebounds			PF	TP	A	TO	Bk	Stl	Min
		FG-FGA	FG-FGA			Off	Def	Tot							
01	GARRETT, Darrius	f	0-0	0-0	0-0	1	3	4	3	0	0	1	0	0	12
44	BUTLER, Ryan	f	3-7	2-4	0-0	0	4	4	5	8	4	1	1	0	32
32	HARPER, Justin	c	3-8	1-6	0-0	0	3	3	2	7	0	0	1	1	26
05	GONZALEZ, David	g	5-13	3-11	13-14	0	4	4	1	26	5	4	0	2	44
14	ANDERSON, Kevin	g	10-21	0-2	7-8	2	4	6	4	27	1	5	0	1	45
03	BROTHERS, Darrien	g	0-0	0-0	0-0	0	0	0	0	0	0	0	0	0	1
12	SMITH, Kevin	g	0-0	0-0	0-0	1	2	3	5	0	1	0	2	0	13
15	MARTEL, Francis C.	g	4-5	2-2	0-0	4	4	8	2	10	1	1	2	1	36
41	GERIOT, Dan	g	4-9	0-1	3-4	1	2	3	3	11	2	2	0	0	16
Team						3	3	6							
Totals			29-63	8-26	23-26	12	29	41	25	89	14	14	6	5	225
FG % 1st Half		11-33	33.3%	2nd half	14-25	56.0%	OT		4-5	80.0%	Game		29-63	46.0%	Deadball
3FG % 1st Half		2-14	14.3%	2nd half	4-10	40.0%	OT		2-2	100.0%	Game		8-26	30.8%	Rebounds
FT % 1st Half		9-10	90.0%	2nd half	8-10	80.0%	OT		8-6	100.0%	Game		23-26	88.5%	9

Xavier 85 • 24-8

#	Player	Total		3-Ptr	FT-FTA	Rebounds			PF	TP	A	TO	Bk	Stl	Min
		FG-FGA	FG-FGA			Off	Def	Tot							
22	McLEAN, Jamel	f	3-6	0-0	5-8	6	1	7	2	11	1	0	2	3	32
25	JACKSON, Dante	f	2-4	2-3	4-5	1	4	5	3	10	1	2	0	1	26
31	LOVE, Jason	c	3-6	0-0	1-2	3	2	5	2	7	1	3	1	0	32
52	HOLLOWAY, Terrell	g	2-8	2-4	10-12	1	0	1	4	16	2	1	0	2	33
05	CRAWFORD, Jordan	g	8-20	1-6	3-4	1	7	8	2	20	3	2	0	3	40
03	WALSH, Brian	g	0-0	0-0	0-0	0	0	0	1	0	0	0	0	0	1
10	LYONS, Mark	g	5-13	1-3	2-3	0	3	3	1	13	2	3	0	1	30
12	REDFORD, Brad	g	1-4	0-0	0-0	0	0	0	1	3	0	0	0	0	9
15	TAYLOR, Andrew	g	0-1	0-0	1-2	2	2	4	2	1	0	0	0	0	10
32	FREASE, Kenny	g	2-2	0-0	0-0	0	2	2	1	4	0	0	0	0	12
Team						3	4	7							
Totals			26-64	7-20	26-36	17	25	42	19	85	10	11	3	11	225
FG % 1st Half		13-27	48.1%	2nd half	11-26	42.3%	OT		2-11	18.2%	Game		26-64	40.6%	Deadball
3FG % 1st Half		3-8	37.5%	2nd half	5-9	55.6%	OT		1-3	33.3%	Game		7-20	35.0%	Rebounds
FT % 1st Half		10-13	76.9%	2nd half	8-13	69.2%	OT		7-10	70.0%	Game		26-36	72.2%	2

Officials: Bob Donato, Gene Stratore, Jeff Clare
Technical fouls: Richmond-None, Xavier-None.
Attendance: 8208
ATLANTIC 10 CHAMPIONSHIP SEMIFINALS

Score by periods	1st	2nd	OT	Total
Richmond	33	40	16	89
Xavier	37	36	12	85

Last FG - RICH OT-01:20, XU OT-00:26
Largest lead - RICH by 9 OT-00:11, XU by 9 2nd-16:55

Score tied - 8 times
Lead changed - 9 times

GOXAVIER.COM

2010 XAVIER UNIVERSITY POSTSEASON BASKETBALL

2004 & 2008 NCAA ELITE EIGHT • 2009 & 2010 NCAA SWEET 16

Game #33

Minnesota 54 No. 24 Xavier 65

Friday, March 19, 2010
NCAA Tournament First Round
Bradley Center (Milwaukee, Wis.)

No. 6 seed Xavier overcame a dismal first-half shooting effort against No. 11 seed Minnesota to record the win, first-year head coach **Chris Mack's** first NCAA Tournament win as a head coach. Xavier shot 21.4 percent (19-of-62) from the field in the first half, the worst shooting half of the season, but managed to go into the locker room tied at 26-all at halftime. Minnesota took what proved to be its only lead of the second half on a layup with 18:32 left that gave Minnesota a 30-29 lead. XU took the lead back for good on a tip-in by sophomore **Jordan Crawford** on XU's next possession to put XU up 31-30 with 17:42 left. Xavier led by one point, 40-39, with 14:37 left. Then XU put together a 15-5 run over the next seven minutes to extend the lead to 11 points, 55-44, with seven minutes left. The XU rally was started by a three-pointer from junior **Danté Jackson** and finished by a Crawford three-pointer. Minnesota got to within six points with a minute left but could get no closer. Xavier followed up the dismal first-half shooting effort with 56.0 percent shooting in the second half. Xavier won the rebounding battle, 50-41, led by junior **Jamel McLean**, who grabbed a career-high 14 rebounds. Another key to the win was that XU had a season-low six turnovers. Crawford was the only Xavier double-figure scorer as he hit five three-pointers on his way to a game-high 28 points.



Overall 25-8 A-10 14-2 Streak W1

Game #34

No. 25 Xavier 71 No. 18 Pittsburgh 68

Sunday, March 21, 2010
NCAA Tournament Second Round
Bradley Center (Milwaukee, Wis.)

No. 6 seed Xavier defeated No. 3 seed Pittsburgh to advance to the school's fifth Sweet 16 all-time, including its third straight. Pittsburgh led 18-15 with nine minutes left in the first half before the Musketeers turned up the defense and offense, reeling off a 16-0 run over the next five minutes to take a 31-18 lead with four minutes left in the half. Sophomore **Jordan Crawford** led the XU run with eight points while junior **Danté Jackson** hit a pair of three-pointers. Pitt battled back to close the gap to seven points, 35-28, at halftime. Xavier led by 13 points, 50-37, with 13:40 left following a Crawford three-pointer. Pitt answered with a 12-0 run over the next five minutes to close within a point, 50-49, with nine minutes left. Then it was XU's turn for a run, outscoring the Panthers 7-0 on four free throws from senior **Jason Love** and an old fashioned three-point play from sophomore **Terrell Holloway**. Xavier led 57-49 with six minutes left. Pitt managed to close within three points four times down the stretch, including 71-68 with eight seconds left. A last second potential game-tying three-pointer fell short and Xavier had successfully avenged its loss to Pittsburgh in the 2009 NCAA Tournament East Regional Semifinals. Crawford led all scorers with 27 points on 9-of-15 shooting from the field to go with six rebounds. Love added 14 points and eight rebounds, while Holloway had 13 points.



Overall 26-8 A-10 14-2 Streak W2

Minnesota 54 • 21-14

#	Player		Total		3-Ptr	Rebounds					PF	TP	A	TO	Blk	Stl	Min
			FG-FTA	FG-FGA	FT-FTA	Off	Def	Total									
34	Johnson, Damian	f	3-7	0-3	1-2	3	2	5	2	7	4	2	2	1		27	
50	Sampson III, Ralph	c	2-8	0-0	0-0	0	4	4	2	4	0	0	2	0		19	
20	Westbrook, Lawrence	g	6-16	3-8	4-4	0	3	3	3	19	3	0	0	0		33	
24	Hoffarber, Blake	g	2-7	2-6	0-0	3	4	7	1	6	2	1	0	0		32	
5	Joseph, Devore	g	1-6	0-3	2-3	1	1	2	1	4	4	2	0	0		34	
1	Carter, Paul		1-6	1-3	1-2	3	6	9	3	4	0	0	2	0		17	
2	Allen, Bryant		0-0	0-0	0-0	0	0	0	0	0	0	0	0	0		0+	
22	Bostick, Devron		2-5	1-3	0-0	1	0	1	2	5	1	1	0	0		14	
3	Cobbs, Justin		0-0	0-0	0-0	0	0	0	0	0	0	0	0	0		7	
33	Williams, Rodney		0-0	0-0	0-0	0	0	0	0	0	0	0	0	0		0+	
45	Iverson, Colton		2-7	0-0	1-3	2	4	6	3	5	0	2	5	1		17	
Team						3	1	4									
Totals			19-62	7-26	9-14	16	25	41	18	54	14	8	11	2		200	

FG % 1st Half:	10-28	35.7%	2nd half:	9-34	26.5%	Game:	19-62	30.6%	Deadball Rebounds:	2.2
3FG % 1st Half:	5-11	45.5%	2nd half:	2-15	13.3%	Game:	7-26	26.9%		
FT % 1st Half:	1-4	25.0%	2nd half:	8-10	80.0%	Game:	9-14	64.3%		

Xavier 65 • 25-8

#	Player		Total		3-Ptr	Rebounds					PF	TP	A	TO	Blk	Stl	Min
			FG-FGA	FG-FGA	F-FTA	Off	Def	Total									
22	McLEAN, Jamel	f	3-9	0-0	1-3	6	8	14	3	7	0	1	0	0		30	
25	JACKSON, Dante'	f	2-7	2-6	3-4	0	1	1	1	9	3	1	0	0	3	30	
31	LOVE, Jason	c	1-9	0-0	5-5	2	6	8	2	7	0	1	0	0		26	
32	HOLLOWAY, Terrell	g	2-10	0-2	2-3	1	1	2	2	6	4	1	0	1		31	
55	CRAWFORD, Jordan	g	11-21	5-11	1-2	1	5	6	2	28	5	1	1	2	35		
10	LYONS, Mark		1-4	0-1	0-0	1	1	2	1	2	3	1	0	0		20	
12	REDFORD, Brad		0-0	0-0	0-0	0	0	0	0	0	0	0	0	0		4	
15	TAYLOR, Andrew		0-1	0-0	0-0	0	1	1	0	0	0	0	0	0		11	
32	FREASE, Kenny		3-6	0-0	0-2	3	2	5	3	5	0	0	2	0		13	
	Team					6	5	11									
Totals			23-67	7-20	12-19	20	30	50	16	65	15	6	3	6		200	

FG % 1st Half:	9-42	21.4%	2nd half:	14-25	56.0%	Game:	23-67	34.3%	Deadball Rebounds:	4
3FG % 1st Half:	2-10	20.0%	2nd half:	5-10	50.0%	Game:	7-20	35.0%		
FT % 1st Half:	6-9	66.7%	2nd half:	6-10	60.0%	Game:	12-19	63.2%		

Officials: John Cahill, John Hampton, Wallace Rutecki
Technical fouls: Minnesota-Nine, Xavier-None.
Attendance: 17847
2010 NCAA Division I Men's Basketball Championship - First Round

Score by periods	1st	2nd	Total
Minnesota	26	28	54
Xavier	26	39	65

Last FG - MINN 2nd-01:13, XU 2nd-00:38
Largest lead - MINN by 2 1st-15:39, XU by 11 2nd-07:07

Score tied - 5 times
Lead changed - 8 times

Xavier 71 • 26-8

#	Player		Total		3-Ptr	Rebounds					PF	TP	A	TO	Blk	Stl	Min
			FG-FGA	FG-FGA	FG-FTA	Off	Def	Total									
22	McLEAN, Jamel	f	1-4	0-0	0-2	1	5	6	4	2	0	1	0	1		30	
25	JACKSON, Dante'	f	3-6	3-6	0-2	1	2	3	0	9	1	0	0	0	1	31	
31	LOVE, Jason	c	5-8	0-0	4-5	3	5	8	2	14	1	2	2	0	0	31	
32	HOLLOWAY, Terrell	g	4-7	0-0	5-5	0	3	3	4	13	3	2	0	0	0	27	
55	CRAWFORD, Jordan	g	9-15	4-7	5-5	0	6	6	2	27	1	2	1	1	1	36	
10	LYONS, Mark		0-3	0-1	1-4	0	0	0	1	1	2	0	0	0	1	18	
12	REDFORD, Brad		2-3	1-2	0-0	0	0	0	0	5	0	0	0	0	0	9	
15	TAYLOR, Andrew		0-0	0-0	0-0	0	1	1	1	0	0	0	0	0	0	7	
32	FREASE, Kenny		0-4	0-0	0-0	0	2	2	2	0	1	0	0	0	0	11	
Team						0	2	2									
Totals			24-50	8-16	15-23	5	26	31	16	71	9	7	3	4		200	

FG % 1st Half:	14-31	45.2%	2nd half:	10-19	52.6%	Game:	24-50	48.0%	Deadball Rebounds:	4.1
3FG % 1st Half:	5-11	45.5%	2nd half:	3-6	50.0%	Game:	8-16	50.0%		
FT % 1st Half:	2-5	40.0%	2nd half:	13-18	72.2%	Game:	15-23	65.2%		

Pittsburgh 68 • 25-9

#	Player		Total		3-Ptr	Rebounds					PF	TP	A	TO	Blk	Stl	Min
			FG	FGA	FG-FTA	Off	Def	Total									
35	ROBINSON, Nasir	f	4-8	0-1	0-1	2	1	3	3	8	1	0	1	0	1	21	
52	McGHEE, Gary	c	0-1	0-0	0-0	1	3	4	1	0	0	2	0	1	0	19	
12	GIBBS, Ashton	g	6-16	4-13	3-4	0	1	1	1	19	0	0	0	0	0	35	
22	WANAMAKER, Brad	g	5-13	0-1	6-10	5	5	10	2	16	5	3	0	1	1	36	
24	DIXON, Jermaine	g	1-9	0-1	0-0	0	5	5	2	2	1	0	0	0	0	29	
01	WOODALL, Travon		2-5	0-1	0-0	1	4	5	1	4	5	1	0	0	0	17	
03	ADAMS, Chase		0-0	0-0	0-0	0	0	0	0	0	0	0	0	0	0	0+	
05	BROWN, Gilbert		5-9	3-4	1-1	1	3	4	5	14	0	2	1	1	1	22	
11	TAYLOR, Dante		2-3	0-0	1-2	0	3	3	2	5	0	0	2	1	0	18	
30	RICHARDSON, J.J.		0-0	0-0	0-0	0	0	0	1	0	0	0	0	0	0	3	
	Team					5	0	5									
Totals			25-64	7-21	11-18	15	25	40	18	68	12	9	4	4		200	

FG % 1st Half:	9-30	30.0%	2nd half:	16-34	47.1%	Game:	25-64	39.1%	Deadball Rebounds:	4
3FG % 1st Half:	4-11	36.4%	2nd half:	3-10	30.0%	Game:	7-21	33.3%		
FT % 1st Half:	6-10	60.0%	2nd half:	5-8	62.5%	Game:	11-18	61.1%		

Officials: John Cahill, Ted Valentine, Artino Petty
Technical fouls: Xavier-None, Pittsburgh-None.
Attendance: 18031
2010 NCAA Division I Men's Basketball Championship - Second Round

Score by periods	1st	2nd	Total
Xavier	35	36	71
Pittsburgh	28	40	68

Last FG - XU 2nd-02:04, PITT 2nd-00:05
Largest lead - XU by 13 1st-04:36, PITT by 5 1st-16:45

Score tied - 3 times
Lead changed - 1 time

GOXAVIER.COM

2010 XAVIER UNIVERSITY POSTSEASON BASKETBALL

5 STRAIGHT NCAA TOURNAMENTS • 9 OF THE LAST 10 NCAA TOURNAMENTS

Game #35

No. 25 Xavier 96 **20T**
No. 7 Kansas State 101

Thursday, March 25, 2010

NCAA Tournament West Region Semifinal
EnergySolutions Arena (Salt Lake City, Utah)

No. 6 seed Xavier and No. 2 seed Kansas State battled in one of the most exciting NCAA games in recent memory. Unfortunately, the Musketeers came out on the losing end after two overtimes, 13 ties and 17 lead changes despite a career-high 32 points from sophomore **Jordan Crawford** and a career-high tying 26 points and six assists from sophomore **Terrell Holloway**. Holloway forced the first overtime by hitting three clutch free throws with five seconds left to tie the score at 72-all. Crawford played the role of hero at the end of the first overtime, erasing an 87-84 Kansas State lead with a deep three-pointer with six seconds left and sent the game to a second overtime tied at 87-all. Crawford scored the first basket of the second overtime to give XU the lead at 89-87. A few minutes later he hit a jumper with 1:32 left to give XU what proved to be its last lead at 93-91. A pair of KSU three-pointers helped the Wildcats grab the lead back. Trailing 99-96 with 14 seconds left, junior **Danté Jackson** missed a potential game-tying three-pointer that would have been his fourth trey of the night. XU, which was pushed around on the glass in the regular season game at KSU, won the rebounding battle convincingly, 51-40, thanks in great part to 15 rebounds and 11 points from senior **Jason Love** in his final game as a Musketeer.



Xavier 96 • 26-9

#	Player		Total		3-Ptr		Rebounds		PF	TP	A	TO	Blk	Stl	Min
			FG-FGA	FG-FGA	FT-FTA	Off	Def	Tot							
22	McLEAN, Jamel	f	0-2	0-0	5-6	1	6	7	5	5	0	0	2	0	30
31	LOVE, Jason	f	5-13	0-0	1-2	6	9	15	4	1	0	2	0	1	42
25	JACKSON, Dante'	g	4-7	3-6	0-0	2	2	4	4	1	2	3	1	1	36
52	HOLLOWAY, Terrell	g	6-14	4-6	10-13	0	4	4	3	26	6	4	1	2	47
55	CRAWFORD, Jordan	g	13-29	3-12	3-4	0	2	2	4	32	2	4	0	1	46
03	WALSH, Brian		0-0	0-0	0-0	0	0	0	0	0	0	0	0	0	1
10	LYONS, Mark		1-3	0-0	0-0	0	0	0	4	2	2	2	0	2	11
12	REDFORD, Brad		2-4	2-4	0-0	0	1	1	0	6	0	0	0	0	12
13	FEENEY, Kevin		0-0	0-0	0-0	0	0	0	0	0	0	0	0	0	1
15	TAYLOR, Andrew		0-0	0-0	3-4	2	3	5	4	3	0	0	0	1	19
32	FREASE, Kenny		0-0	0-0	0-0	0	0	0	0	0	0	1	0	0	5
Team						8	5	13							
Totals			31-72	12-28	22-29	19	32	51	26	96	12	16	4	8	250
FG % 1st Half:			10-24	41.7%	2nd half:	13-27	48.1%	OT:	8-21	38.1%	Game:	31-72	43.1%	Deadball:	
3FG % 1st Half:			3-7	42.9%	2nd half:	6-10	60.0%	OT:	3-11	27.3%	Game:	12-28	42.9%	Rebounds:	8
FT % 1st Half:			9-13	69.2%	2nd half:	8-10	80.0%	OT:	5-6	83.3%	Game:	22-29	75.9%		

Kansas State 101 • 29-7

#	Player		Total		3-Ptr		Rebounds		PF	TP	A	TO	Blk	Stl	Min
			FG-FGA	FG-FGA	FT-FTA	Off	Def	Tot							
23	Sutton, Dominique	f	2-3	0-0	0-1	1	3	4	5	4	3	1	0	0	31
24	Kelly, Curtis	f	9-17	0-0	3-6	4	4	8	2	21	4	3	5	0	43
15	Colon, Luis	c	1-1	0-0	0-3	2	0	2	3	2	0	0	3	0	13
00	Pullen, Jacob	g	9-20	6-12	4-4	0	4	4	3	28	3	1	0	1	40
21	Clemente, Denis	g	10-24	2-6	3-3	2	3	5	1	25	5	1	0	1	48
02	Henriquez, Jordan		0-1	0-0	0-0	0	0	0	1	0	0	0	0	0	1
03	Irving, Martavious		0-1	0-0	0-0	1	1	2	0	0	0	0	0	2	13
22	McGruder, Rodney		0-1	0-0	0-0	0	1	1	0	0	0	0	0	0	2
31	Merriewether, Chris		0-0	0-0	3-4	1	1	2	1	3	1	0	0	0	16
32	Samuels, Jamar		4-7	0-1	6-8	2	3	5	4	14	2	4	1	1	23
33	Judge, Wally		2-3	0-0	0-0	2	1	3	5	4	1	2	2	0	20
Team						1	3	4							
Totals			37-75	8-19	19-29	16	24	40	25	101	19	12	11	5	250
FG % 1st Half:			14-34	41.2%	2nd half:	15-32	46.9%	OT:	8-12	66.7%	Game:	37-75	47.4%	Deadball:	
3FG % 1st Half:			2-6	33.3%	2nd half:	4-10	40.0%	OT:	2-3	66.7%	Game:	8-19	42.1%	Rebounds:	3
FT % 1st Half:			1-2	50.0%	2nd half:	7-12	58.3%	OT:	11-15	73.3%	Game:	19-29	65.5%		

Officials: Karl Heas, Tony Greene, Mike Reed
Technical fouls: Xavier-LYONS, Mark; Kansas State-Clemente, Denis
Attendance: 17254

Score by periods	1st	2nd	OT	OT2	Total
Xavier	32	40	15	9	96
Kansas State	31	41	15	14	101

Points	In	Off	2nd	Fast	Bench
XU	30	6	21	4	11
KS	44	14	20	8	21

Last FG - XU OT2-01:32, KS OT2-00:32
Largest lead - XU by 2 1st-18:45, KS by 15 1st-11:58

Score tied - 13 times
Lead changed - 17 times

GO XAVIER.COM

Stats
Xavier Season Box Score (as of Apr 29, 2010)
All games

RECORD:	OVERALL	HOME	AWAY	NEUTRAL
ALL GAMES.....	(26-9)	(15-0)	(7-5)	(4-4)
CONFERENCE.....	(14-2)	(8-0)	(6-2)	(0-0)
NON-CONFERENCE.....	(12-7)	(7-0)	(1-3)	(4-4)

##	Player	GP-GS	Min--Avg	---TOTAL---		---3-PTS---		----REBOUNDS----															
				FG-FGA	Pct	3FG-FGA	Pct	FT-FTA	Pct	Off	Def	Tot	Avg	PF	FO	A	TO	Blk	Stl	Pts	Avg		

55	CRAWFORD, Jordan...	35-34	1147	32.8	260-563	.462	79-202	.391	119-154	.773	34	132	166	4.7	57	0	101	85	7	47	718	20.5	
52	HOLLOWAY, Terrell..	35-35	1115	31.9	116-287	.404	38-118	.322	154-182	.846	8	75	83	2.4	68	2	138	69	4	43	424	12.1	
31	LOVE, Jason.....	35-35	973	27.8	155-281	.552	0-0	.000	102-144	.708	117	188	305	8.7	97	2	29	58	50	15	412	11.8	
22	McLEAN, Jamel.....	35-25	856	24.5	101-194	.521	0-0	.000	94-153	.614	109	153	262	7.5	82	2	26	41	30	22	296	8.5	
10	LYONS, Mark.....	32-5	705	22.0	80-201	.398	22-64	.344	66-97	.680	9	71	80	2.5	71	1	67	55	6	33	248	7.8	
25	JACKSON, Dante'....	35-33	899	25.7	74-187	.396	57-142	.401	22-29	.759	17	96	113	3.2	94	5	78	63	6	38	227	6.5	
32	FREASE, Kenny.....	35-8	570	16.3	76-150	.507	0-2	.000	26-50	.520	38	114	152	4.3	71	3	25	40	21	14	178	5.1	
12	REDFORD, Brad.....	31-0	416	13.4	52-121	.430	48-113	.425	12-14	.857	1	19	20	0.6	24	0	13	16	1	7	164	5.3	
15	TAYLOR, Andrew.....	35-0	351	10.0	27-51	.529	1-2	.500	18-32	.563	27	44	71	2.0	66	0	10	8	5	12	73	2.1	
21	ROBINSON, Jeff.....	10-0	44	4.4	8-13	.615	0-1	.000	3-8	.375	6	7	13	1.3	10	0	2	3	2	0	19	1.9	
03	WALSH, Brian.....	21-0	99	4.7	7-24	.292	2-12	.167	2-4	.500	0	18	18	0.9	15	0	3	4	0	3	18	0.9	
33	HUGHES, Joe.....	8-0	19	2.4	2-3	.667	1-2	.500	2-4	.500	2	3	5	0.6	3	0	0	3	0	1	7	0.9	
14	MAZZA, Johnny.....	8-0	14	1.8	2-3	.667	1-2	.500	1-2	.500	0	3	3	0.4	0	0	1	2	0	0	6	0.8	
13	FEENEY, Kevin.....	9-0	17	1.9	1-4	.250	1-4	.250	0-0	.000	1	4	5	0.6	2	0	1	0	0	0	3	0.3	
TEAM.....											75	44	119	3.4	2	5					0		

Total.....		35	7225		961-2082	.462	250-664	.377	621-873	.711	444	971	1415	40.4	662	15	494	452	132	235	2793	79.8	
Opponents.....		35	7225		884-2158	.410	201-674	.298	464-709	.654	415	816	1231	35.2	727	24	469	449	175	224	2433	69.5	

SCORE BY PERIODS:	1st	2nd	OT	OT2	Total

Xavier.....	1294	1413	53	33	- 2793
Opponents.....	1098	1242	57	36	- 2433

DEADBALL REBOUNDS:	OFF	DEF	TOTAL

Xavier.....	104	10	114
Opponents.....	121	11	132

Stats
Xavier Season Box Score (as of Apr 29, 2010)
Conference games

RECORD:	OVERALL	HOME	AWAY	NEUTRAL
ALL GAMES.....	(14-2)	(8-0)	(6-2)	(0-0)
CONFERENCE.....	(14-2)	(8-0)	(6-2)	(0-0)
NON-CONFERENCE.....	(0-0)	(0-0)	(0-0)	(0-0)

##	Player	GP-GS	Min--Avg	---TOTAL---		---3-PTS---		----REBOUNDS----										PF	FO	A	TO	Blk	Stl	Pts	Avg
				FG-FGA	Pct	3FG-FGA	Pct	FT-FTA	Pct	Off	Def	Tot	Avg												
55	CRAWFORD, Jordan...	16-16	520 32.5	113-242	.467	37-89	.416	60-72	.833	16	60	76	4.8	21	0	53	50	4	23	323	20.2				
31	LOVE, Jason.....	16-16	436 27.3	80-140	.571	0-0	.000	45-70	.643	54	73	127	7.9	45	0	19	25	15	10	205	12.8				
52	HOLLOWAY, Terrell..	16-16	521 32.6	54-126	.429	15-54	.278	69-83	.831	3	38	41	2.6	28	0	68	38	2	20	192	12.0				
22	McLEAN, Jamel.....	16-10	386 24.1	57-94	.606	0-0	.000	45-66	.682	54	64	118	7.4	34	1	13	17	17	11	159	9.9				
25	JACKSON, Dante'....	16-16	402 25.1	38-94	.404	31-73	.425	4-4	1.000	6	46	52	3.3	45	5	44	33	2	18	111	6.9				
10	LYONS, Mark.....	13-0	264 20.3	32-79	.405	10-30	.333	24-32	.750	0	28	28	2.2	23	0	21	23	2	8	98	7.5				
32	FREASE, Kenny.....	16-6	251 15.7	31-59	.525	0-0	.000	8-19	.421	16	56	72	4.5	27	1	16	19	6	8	70	4.4				
12	REDFORD, Brad.....	12-0	171 14.3	19-48	.396	19-48	.396	2-2	1.000	0	9	9	0.8	12	0	7	8	1	1	59	4.9				
15	TAYLOR, Andrew.....	16-0	185 11.6	15-25	.600	0-0	.000	10-17	.588	10	25	35	2.2	35	0	5	5	1	8	40	2.5				
03	WALSH, Brian.....	11-0	63 5.7	5-19	.263	1-10	.100	2-4	.500	0	16	16	1.5	6	0	2	1	0	2	13	1.2				
21	ROBINSON, Jeff.....	5-0	20 4.0	5-7	.714	0-0	.000	1-4	.250	5	2	7	1.4	4	0	1	1	0	0	11	2.2				
33	HUGHES, Joe.....	5-0	11 2.2	2-2	1.000	1-1	1.000	2-4	.500	1	2	3	0.6	1	0	0	1	0	1	7	1.4				
13	FEENEY, Kevin.....	5-0	12 2.4	1-3	.333	1-3	.333	0-0	.000	1	3	4	0.8	2	0	1	0	0	0	3	0.6				
14	MAZZA, Johnny.....	5-0	8 1.6	1-2	.500	0-1	.000	0-0	.000	0	1	1	0.2	0	0	1	0	0	0	2	0.4				
TEAM.....										29	16	45	2.8	1	2			0							
Total.....		16	3250	453-940	.482	115-309	.372	272-377	.721	195	439	634	39.6	284	7	251	223	50	110	1293	80.8				
Opponents.....		16	3250	407-982	.414	81-313	.259	195-286	.682	175	352	527	32.9	317	9	203	208	76	112	1090	68.1				

SCORE BY PERIODS:	1st	2nd	OT	OT2	Total
Xavier.....	601	678	6	8	- 1293
Opponents.....	510	568	6	6	- 1090

DEADBALL REBOUNDS:	OFF	DEF	TOTAL
Xavier.....	42	4	46
Opponents.....	47	4	51

Stats
Xavier Season Box Score (as of Apr 29, 2010)
NCAA Tournament

RECORD:	OVERALL	HOME	AWAY	NEUTRAL
ALL GAMES.....	(2-1)	(0-0)	(0-0)	(2-1)
CONFERENCE.....	(0-0)	(0-0)	(0-0)	(0-0)
NON-CONFERENCE.....	(2-1)	(0-0)	(0-0)	(2-1)

##	Player	GP-GS	Min--Avg	---TOTAL---		---3-PTS---		----REBOUNDS----															
				FG-FGA	Pct	3FG-FGA	Pct	FT-FTA	Pct	Off	Def	Tot	Avg	PF	FO	A	TO	Blk	Stl	Pts	Avg		
55	CRAWFORD, Jordan...	3-3	117 39.0	33-65	.508	12-30	.400	9-11	.818	1	13	14	4.7	8	0	8	7	2	4	87	29.0		
52	HOLLOWAY, Terrell..	3-3	105 35.0	12-31	.387	4-8	.500	17-21	.810	1	8	9	3.0	9	0	13	7	1	3	45	15.0		
31	LOVE, Jason.....	3-3	99 33.0	11-30	.367	0-0	.000	10-12	.833	11	20	31	10.3	8	0	1	5	2	1	32	10.7		
25	JACKSON, Dante'....	3-3	97 32.3	9-20	.450	8-18	.444	3-6	.500	3	5	8	2.7	5	0	6	4	1	5	29	9.7		
22	McLEAN, Jamel.....	3-3	90 30.0	4-15	.267	0-0	.000	6-11	.545	8	19	27	9.0	12	1	0	2	2	1	14	4.7		
12	REDFORD, Brad.....	3-0	25 8.3	4-7	.571	3-6	.500	0-0	.000	0	1	1	0.3	1	0	0	0	0	0	11	3.7		
32	FREASE, Kenny.....	3-0	29 9.7	3-10	.300	0-0	.000	0-2	.000	3	4	7	2.3	5	0	1	1	2	0	6	2.0		
10	LYONS, Mark.....	3-0	49 16.3	2-10	.200	0-2	.000	1-4	.250	1	1	2	0.7	6	0	7	3	0	3	5	1.7		
15	TAYLOR, Andrew.....	3-0	37 12.3	0-1	.000	0-0	.000	3-4	.750	2	5	7	2.3	6	0	0	0	0	1	3	1.0		
13	FEENEY, Kevin.....	1-0	1 1.0	0-0	.000	0-0	.000	0-0	.000	0	0	0	0.0	0	0	0	0	0	0	0	0.0		
03	WALSH, Brian.....	1-0	1 1.0	0-0	.000	0-0	.000	0-0	.000	0	0	0	0.0	0	0	0	0	0	0	0	0.0		
	TEAM.....									14	12	26	8.7	0		0				0			
	Total.....	3	650	78-189	.413	27-64	.422	49-71	.690	44	88	132	44.0	60	1	36	29	10	18	232	77.3		
	Opponents.....	3	650	81-204	.397	22-66	.333	39-61	.639	47	74	121	40.3	61	3	45	29	26	11	223	74.3		

SCORE BY PERIODS:	1st	2nd	OT	OT2	Total
Xavier.....	93	115	15	9	- 232
Opponents.....	85	109	15	14	- 223

DEADBALL REBOUNDS:	OFF	DEF	TOTAL
Xavier.....	13	1	14
Opponents.....	9	2	11

Stats
Xavier Season Schedule/Results & Leaders (as of Apr 29, 2010)
All games

RECORD:	OVERALL	HOME	AWAY	NEUTRAL
ALL GAMES.....	(26-9)	(15-0)	(7-5)	(4-4)
CONFERENCE.....	(14-2)	(8-0)	(6-2)	(0-0)
NON-CONFERENCE.....	(12-7)	(7-0)	(1-3)	(4-4)

DATE	TIME	OPPONENT		SCORE	ATTEND	HIGH POINTS	HIGH REBOUNDS
<hr/>							
11/13/09	7:30 p.m.	YOUNGSTOWN STATE	W	83-57	10136	(14)CRAWFORD, Jordan	(8)LOVE, Jason
11/17/09	7:30 p.m.	BOWLING GREEN	W	101-57	10067	(24)CRAWFORD, Jordan	(12)LOVE, Jason
11/21/09	7:30 pm	SACRED HEART	W	105-65	9753	(26)CRAWFORD, Jordan	(15)LOVE, Jason
11/26/09	2:30 p.m.	^ vs Marquette		61-71 L	2853	(21)LOVE, Jason	(19)LOVE, Jason
11/27/09	2:30 p.m.	^ vs Creighton	W	80-67	3660	(22)CRAWFORD, Jordan	(7)CRAWFORD, Jordan
11/29/09	12:30 p.m.	^ vs Baylor		64-69 L	1846	(17)McLEAN, Jamel	(7)LOVE, Jason
12/4/09	7:30 p.m.	KENT STATE	W	77-61	9896	(21)CRAWFORD, Jordan	(10)LOVE, Jason
12/08/09	8:05 p.m.	at Kansas State		56-71 L	12528	(16)REDFORD, Brad	(7)McLEAN, Jamel
						(16)CRAWFORD, Jordan	
12/13/09	7:00 p.m.	CINCINNATI	Wo2	83-79	10250	(26)HOLLOWAY, Terrell	(19)LOVE, Jason
12/19/09	2:00 p.m.	at Butler		68-69 L	9114	(20)CRAWFORD, Jordan	(7)LOVE, Jason
12/23/09	7:00 p.m.	MIAMI (OHIO)	W	70-67	10250	(19)CRAWFORD, Jordan	(11)FREASE, Kenny
12/29/09	7:00pm	LSU	W	89-65	10250	(20)HOLLOWAY, Terrell	(12)FREASE, Kenny
01/03/10	5:30 pm	at Wake Forest		92-96 Lo2	14148	(30)CRAWFORD, Jordan	(10)McLEAN, Jamel
1/7/10	7:00 PM	* at La Salle	W	68-62	2041	(22)CRAWFORD, Jordan	(8)LOVE, Jason
1/10/10	12:00 pm	* at George Washington	W	76-69	3002	(19)LOVE, Jason	(13)LOVE, Jason
1/13/10	7:30 p.m.	* CHARLOTTE	W	86-74	10137	(18)CRAWFORD, Jordan	(5)CRAWFORD, Jordan
							(5)FREASE, Kenny
1/16/10	11:00 a.m.	* DAYTON	W	78-74	10250	(19)JACKSON, Dante'	(8)LOVE, Jason
01/20/10	7:00 p.m.	* at Temple		72-77 L	6813	(18)CRAWFORD, Jordan	(8)McLEAN, Jamel
1/23/10	6:00 p.m.	* RHODE ISLAND	W	72-61	10250	(21)CRAWFORD, Jordan	(12)CRAWFORD, Jordan
01/28/10	7:00pm	* DUQUESNE	W	86-50	10250	(17)CRAWFORD, Jordan	(12)FREASE, Kenny
						(17)LOVE, Jason	
1/31/10	2:00 p.m.	* FORDHAM	W	108-60	10058	(23)CRAWFORD, Jordan	(8)FREASE, Kenny
02/03/10	7:00 pm	* at Massachusetts	W	87-79	3538	(25)CRAWFORD, Jordan	(11)McLEAN, Jamel
2/6/10	12:00 PM ET	* at Dayton		65-90 L	13435	(24)CRAWFORD, Jordan	(7)McLEAN, Jamel
2/13/10	6 p.m.	at Florida	W	76-64	12113	(20)LOVE, Jason	(13)McLEAN, Jamel
2/17/10	7:30 pm	* SAINT JOSEPH'S	W	88-52	10015	(20)CRAWFORD, Jordan	(12)LOVE, Jason
02/20/10	2:00p.m.	* at Charlotte	W	81-67	9105	(23)CRAWFORD, Jordan	(11)McLEAN, Jamel
2/24/10	7 p.m.	* at Saint Louis	W	73-71	10008	(26)CRAWFORD, Jordan	(9)LOVE, Jason
2/28/10	1:00 p.m.	* RICHMOND	Wo2	78-76	10250	(24)HOLLOWAY, Terrell	(13)McLEAN, Jamel
3/3/10	7:00 PM	* at Fordham	W	82-56	2298	(16)McLEAN, Jamel	(13)LOVE, Jason
3/6/10	4:00 pm	* ST. BONAVENTURE	W	93-72	10031	(22)CRAWFORD, Jordan	(9)LOVE, Jason
							(9)McLEAN, Jamel
3/12/10	6:30 p.m.	+ vs Dayton	W	78-73	6029	(22)HOLLOWAY, Terrell	(10)LOVE, Jason
03/13/10	3:30pm	+ vs Richmond		85-89 Lot	8208	(20)CRAWFORD, Jordan	(8)CRAWFORD, Jordan
3/19/10	11:25 am CT	\$ vs Minnesota	W	65-54	17847	(28)CRAWFORD, Jordan	(14)McLEAN, Jamel
3/21/10		\$ vs Pittsburgh	W	71-68	18031	(27)CRAWFORD, Jordan	(8)LOVE, Jason
03/25/10	7:39 pm	! vs Kansas State		96-101 Lo2	17254	(32)CRAWFORD, Jordan	(15)LOVE, Jason

* = Atlantic 10 Conference game

+ = Atlantic 10 Championship at Boardwalk Hall (Atlantic City, N.J.)

\$ = NCAA Tournament West Regional First & Second Rounds at Bradley Center (Milwaukee, Wis.)

^ = Old Spice Classic at The Milk House (Lake Buena Vista, Fla.)

ATTENDANCE SUMMARY	GAMES	TOTALS	AVG/GAME
HOME.....	15	151843	10123
AWAY.....	12	98143	8179
NEUTRAL.....	8	75728	9466
TOTAL.....	35	325714	9306

Stats
Xavier Game-by-Game Highs (as of Apr 29, 2010)
All games

Opponent	Date	Score	WL	POINTS	REBOUNDS	ASSISTS	STEALS	BLOCKED SHOTS
YOUNGSTOWN STATE	11/13/09	83-57	W	14-CRAWFORD, Jor	8-LOVE, Jason	3-HOLLOWAY, Ter LYONS, Mark	2-HOLLOWAY, Ter	3-LOVE, Jason
BOWLING GREEN	11/17/09	101-57	W	24-CRAWFORD, Jor	12-LOVE, Jason	5-CRAWFORD, Jor	2-CRAWFORD, Jor	3-FREASE, Kenny
SACRED HEART	11/21/09	105-65	W	26-CRAWFORD, Jor	15-LOVE, Jason	4-HOLLOWAY, Ter LYONS, Mark	2-CRAWFORD, Jor JACKSON, Dant	2-LOVE, Jason
vs Marquette	11/26/09	61-71	L	21-LOVE, Jason	19-LOVE, Jason	3-HOLLOWAY, Ter	2-JACKSON, Dant	5-LOVE, Jason
vs Creighton	11/27/09	80-67	W	22-CRAWFORD, Jor	7-CRAWFORD, Jor	6-HOLLOWAY, Ter	2-FREASE, Kenny LYONS, Mark JACKSON, Dant	2-LOVE, Jason
vs Baylor	11/29/09	64-69	L	17-McLEAN, Jamel	7-LOVE, Jason	5-LYONS, Mark	4-LYONS, Mark	2-LOVE, Jason
KENT STATE	12/4/09	77-61	W	21-CRAWFORD, Jor	10-LOVE, Jason	5-HOLLOWAY, Ter	3-LYONS, Mark	3-LOVE, Jason
at Kansas State	12/08/09	56-71	L	16-CRAWFORD, Jor REDFORD, Brad	7-McLEAN, Jamel	3-LYONS, Mark	1-CRAWFORD, Jor TAYLOR, Andre LOVE, Jason JACKSON, Dant McLEAN, Jamel	1-LOVE, Jason
CINCINNATI	12/13/09	83-79	WO	26-HOLLOWAY, Ter	19-LOVE, Jason	4-HOLLOWAY, Ter	2-TAYLOR, Andre	5-LOVE, Jason
at Butler	12/19/09	68-69	L	20-CRAWFORD, Jor	7-LOVE, Jason	7-HOLLOWAY, Ter	1-CRAWFORD, Jor HOLLOWAY, Ter REDFORD, Brad LYONS, Mark	2-LOVE, Jason
MIAMI (OHIO)	12/23/09	70-67	W	19-CRAWFORD, Jor	11-FREASE, Kenny	4-LYONS, Mark	2-JACKSON, Dant LYONS, Mark	4-LOVE, Jason
LSU	12/29/09	89-65	W	20-HOLLOWAY, Ter	12-FREASE, Kenny	6-HOLLOWAY, Ter	3-HOLLOWAY, Ter	1-TAYLOR, Andre ROBINSON, Jef
at Wake Forest	01/03/10	92-96	OL	30-CRAWFORD, Jor	10-McLEAN, Jamel	4-CRAWFORD, Jor	4-CRAWFORD, Jor	2-LOVE, Jason
at La Salle	1/7/10	68-62	W	22-CRAWFORD, Jor	8-LOVE, Jason	8-HOLLOWAY, Ter	2-HOLLOWAY, Ter	3-McLEAN, Jamel
at George Washington	1/10/10	76-69	W	19-LOVE, Jason	13-LOVE, Jason	3-JACKSON, Dant	2-JACKSON, Dant CRAWFORD, Jor TAYLOR, Andre	1-LOVE, Jason TAYLOR, Andre McLEAN, Jamel
CHARLOTTE	1/13/10	86-74	W	18-CRAWFORD, Jor	5-FREASE, Kenny CRAWFORD, Jor	6-JACKSON, Dant	3-JACKSON, Dant	3-McLEAN, Jamel
DAYTON	1/16/10	78-74	W	19-JACKSON, Dant	8-LOVE, Jason	4-CRAWFORD, Jor	2-HOLLOWAY, Ter	6-LOVE, Jason
at Temple	01/20/10	72-77	L	18-CRAWFORD, Jor	8-McLEAN, Jamel	4-HOLLOWAY, Ter	2-HOLLOWAY, Ter CRAWFORD, Jor JACKSON, Dant	1-McLEAN, Jamel
RHODE ISLAND	1/23/10	72-61	W	21-CRAWFORD, Jor	12-CRAWFORD, Jor	6-CRAWFORD, Jor	1-TAYLOR, Andre JACKSON, Dant LOVE, Jason HOLLOWAY, Ter	1-CRAWFORD, Jor HOLLOWAY, Ter
DUQUESNE	01/28/10	86-50	W	17-LOVE, Jason CRAWFORD, Jor	12-FREASE, Kenny	7-HOLLOWAY, Ter	2-LYONS, Mark TAYLOR, Andre	4-McLEAN, Jamel
FORDHAM	1/31/10	108-60	W	23-CRAWFORD, Jor	8-FREASE, Kenny	10-HOLLOWAY, Ter	3-McLEAN, Jamel CRAWFORD, Jor	None
at Massachusetts	02/03/10	87-79	W	25-CRAWFORD, Jor	11-McLEAN, Jamel	5-HOLLOWAY, Ter JACKSON, Dant	2-HOLLOWAY, Ter	1-FREASE, Kenny JACKSON, Dant CRAWFORD, Jor LOVE, Jason
at Dayton	2/6/10	65-90	L	24-CRAWFORD, Jor	7-McLEAN, Jamel	5-CRAWFORD, Jor	2-CRAWFORD, Jor JACKSON, Dant	1-LOVE, Jason
at Florida	2/13/10	76-64	W	20-LOVE, Jason	13-McLEAN, Jamel	4-CRAWFORD, Jor HOLLOWAY, Ter	1-LYONS, Mark HOLLOWAY, Ter JACKSON, Dant	2-McLEAN, Jamel

Stats
Xavier Game-by-Game Highs (as of Apr 29, 2010)
All games

Opponent	Date	Score	WL	POINTS	REBOUNDS	ASSISTS	STEALS	BLOCKED SHOTS

SAINT JOSEPH'S	2/17/10	88-52	W	20-CRAWFORD, Jor	12-LOVE, Jason	6-HOLLOWAY, Ter	CRAWFORD, Jor 4-CRAWFORD, Jor	1-LOVE, Jason McLEAN, Jamel FREASE, Kenny
at Charlotte	02/20/10	81-67	W	23-CRAWFORD, Jor	11-McLEAN, Jamel	6-CRAWFORD, Jor	2-CRAWFORD, Jor HOLLOWAY, Ter	1-McLEAN, Jamel
at Saint Louis	2/24/10	73-71	W	26-CRAWFORD, Jor	9-LOVE, Jason	3-HOLLOWAY, Ter	1-CRAWFORD, Jor LYONS, Mark FREASE, Kenny JACKSON, Dant	2-LOVE, Jason
at RICHMOND	2/28/10	78-76	WO	24-HOLLOWAY, Ter	13-McLEAN, Jamel	2-JACKSON, Dant McLEAN, Jamel	3-LYONS, Mark	1-HOLLOWAY, Ter McLEAN, Jamel LOVE, Jason
at Fordham	3/3/10	82-56	W	16-McLEAN, Jamel	13-LOVE, Jason	6-CRAWFORD, Jor	2-WALSH, Brian	1-CRAWFORD, Jor JACKSON, Dant
at ST. BONAVENTURE	3/6/10	93-72	W	22-CRAWFORD, Jor	9-McLEAN, Jamel LOVE, Jason	10-HOLLOWAY, Ter	3-McLEAN, Jamel	1-LYONS, Mark CRAWFORD, Jor McLEAN, Jamel
vs Dayton	3/12/10	78-73	W	22-HOLLOWAY, Ter	10-LOVE, Jason	3-HOLLOWAY, Ter	3-HOLLOWAY, Ter	1-JACKSON, Dant McLEAN, Jamel LOVE, Jason
vs Richmond	03/13/10	85-89	OL	20-CRAWFORD, Jor	8-CRAWFORD, Jor	3-CRAWFORD, Jor	3-CRAWFORD, Jor McLEAN, Jamel	2-McLEAN, Jamel
vs Minnesota	3/19/10	65-54	W	28-CRAWFORD, Jor	14-McLEAN, Jamel	5-CRAWFORD, Jor	3-JACKSON, Dant	2-FREASE, Kenny
vs Pittsburgh	3/21/10	71-68	W	27-CRAWFORD, Jor	8-LOVE, Jason	3-HOLLOWAY, Ter	1-LYONS, Mark CRAWFORD, Jor McLEAN, Jamel JACKSON, Dant	2-LOVE, Jason
vs Kansas State	03/25/10	96-101	OL	32-CRAWFORD, Jor	15-LOVE, Jason	6-HOLLOWAY, Ter	2-LYONS, Mark HOLLOWAY, Ter	2-McLEAN, Jamel

Stats
Xavier Points-Rebounds-Assists (as of Apr 29, 2010)
All games

Opponent	Date	Score	WL	03 WALSH,BRI	10 LYONS,MAR	12 REDFORD,B	13 FEENEY,KE	14 MAZZA,JOH	15 TAYLOR,AN	21 ROBINSON,	22 MCLEAN,JA	25 JACKSON,D
YOUNGSTOWN STATE	11/13/09	83-57	W	0- 0- 0	12- 3- 3	11- 2- 1	DNP	DNP	3- 1- 0	2- 2- 1	7- 7- 1	7- 3- 1
BOWLING GREEN	11/17/09	101-57	W	3- 1- 0	10- 3- 3	12- 0- 0	0- 0- 0	0- 0- 0	3- 3- 2	6- 1- 0	6- 5- 1	5- 3- 4
SACRED HEART	11/21/09	105-65	W	2- 1- 1	12- 2- 4	9- 1- 2	0- 1- 0	3- 0- 0	2- 1- 1	0- 2- 0	8-13- 3	7- 3- 2
vs Marquette	11/26/09	61-71	L	DNP	11- 2- 2	0- 1- 0	DNP	DNP	0- 0- 0	DNP	6- 9- 1	5- 2- 0
vs Creighton	11/27/09	80-67	W	0- 0- 0	9- 3- 1	7- 0- 1	DNP	DNP	6- 2- 1	DNP	6- 4- 2	7- 5- 5
vs Baylor	11/29/09	64-69	L	DNP	8- 3- 5	6- 0- 1	DNP	DNP	0- 1- 0	DNP	17- 5- 0	5- 4- 2
KENT STATE	12/4/09	77-61	W	DNP	6- 3- 4	8- 1- 1	DNP	DNP	2- 2- 0	DNP	8- 7- 1	9- 2- 2
at Kansas State	12/08/09	56-71	L	0- 0- 0	3- 3- 3	16- 1- 0	DNP	DNP	1- 2- 0	0- 0- 0	4- 7- 0	0- 2- 1
CINCINNATI	12/13/09	83-79	WO	DNP	11- 3- 2	0- 0- 0	DNP	DNP	4- 1- 0	DNP	1- 5- 0	9- 3- 1
at Butler	12/19/09	68-69	L	DNP	6- 1- 1	8- 1- 0	DNP	DNP	0- 0- 0	DNP	0- 0- 0	3- 1- 0
MIAMI (OHIO)	12/23/09	70-67	W	DNP	13- 3- 4	3- 0- 0	DNP	DNP	3- 1- 0	DNP	6- 9- 1	9- 2- 2
LSU	12/29/09	89-65	W	0- 0- 0	12- 4- 2	8- 1- 0	0- 0- 0	1- 2- 0	3- 4- 1	0- 1- 0	10-10- 0	0- 5- 1
at Wake Forest	01/03/10	92-96	OL	DNP	9- 6- 0	3- 1- 0	DNP	DNP	2- 6- 0	DNP	21-10- 0	0- 5- 3
at La Salle	1/7/10	68-62	W	0- 0- 0	DNP	3- 2- 0	DNP	DNP	4- 2- 0	DNP	6- 4- 0	9- 3- 4
at George Washington	1/10/10	76-69	W	DNP	DNP	9- 0- 0	DNP	DNP	4- 2- 1	DNP	3- 7- 2	8- 5- 3
CHARLOTTE	1/13/10	86-74	W	1- 1- 0	DNP	12- 4- 0	DNP	DNP	6- 2- 0	1- 1- 0	8- 4- 0	14- 3- 6
DAYTON	1/16/10	78-74	W	DNP	2- 0- 0	6- 0- 2	DNP	DNP	4- 3- 0	DNP	2- 3- 0	19- 5- 2
at Temple	01/20/10	72-77	L	0- 0- 0	7- 1- 1	9- 0- 0	DNP	DNP	0- 2- 0	DNP	4- 8- 0	3- 2- 3
RHODE ISLAND	1/23/10	72-61	W	DNP	2- 2- 0	3- 2- 2	DNP	DNP	4- 3- 0	DNP	16- 8- 1	2- 3- 0
DUQUESNE	01/28/10	86-50	W	0- 1- 0	10- 4- 3	0- 0- 1	0- 2- 0	0- 1- 0	0- 0- 0	4- 3- 0	8- 3- 1	6- 4- 2
FORDHAM	1/31/10	108-60	W	4- 2- 0	6- 0- 3	11- 1- 0	0- 1- 1	0- 0- 0	4- 4- 1	6- 3- 1	16- 7- 2	6- 1- 3
at Massachusetts	02/03/10	87-79	W	DNP	6- 3- 4	0- 0- 1	DNP	DNP	2- 2- 1	DNP	14-11- 2	5- 2- 5
at Dayton	2/6/10	65-90	L	DNP	3- 1- 1	3- 0- 0	DNP	DNP	0- 1- 0	DNP	7- 7- 1	9- 2- 2
at Florida	2/13/10	76-64	W	0- 0- 0	2- 4- 3	0- 1- 0	DNP	DNP	0- 1- 0	DNP	8-13- 1	6- 2- 2
SAINT JOSEPH'S	2/17/10	88-52	W	2- 3- 0	19- 3- 1	3- 0- 1	0- 0- 0	0- 0- 1	4- 1- 1	DNP	14- 9- 0	3- 8- 5
at Charlotte	02/20/10	81-67	W	0- 0- 0	8- 3- 3	DNP	DNP	DNP	2- 0- 0	DNP	14-11- 1	5- 4- 3
at Saint Louis	2/24/10	73-71	W	2- 4- 0	4- 0- 0	DNP	DNP	DNP	0- 6- 0	DNP	7- 6- 0	2- 4- 1
RICHMOND	2/28/10	78-76	WO	0- 0- 0	10- 6- 1	0- 0- 0	DNP	DNP	0- 2- 0	DNP	9-13- 2	0- 3- 2
at Fordham	3/3/10	82-56	W	4- 2- 1	11- 4- 1	DNP	0- 1- 0	0- 0- 0	2- 2- 0	0- 0- 0	16- 8- 0	9- 1- 1
ST. BONAVENTURE	3/6/10	93-72	W	0- 3- 1	10- 1- 3	DNP	3- 0- 0	2- 0- 0	4- 3- 1	0- 0- 0	15- 9- 1	11- 2- 2
vs Dayton	3/12/10	78-73	W	0- 0- 0	8- 4- 0	0- 0- 0	DNP	DNP	0- 0- 0	DNP	4- 6- 1	5- 6- 1
vs Richmond	03/13/10	85-89	OL	0- 0- 0	13- 3- 2	3- 0- 0	DNP	DNP	1- 4- 0	DNP	11- 7- 1	10- 5- 1
vs Minnesota	3/19/10	65-54	W	DNP	2- 2- 3	0- 0- 0	DNP	DNP	0- 1- 0	DNP	7-14- 0	9- 1- 3
vs Pittsburgh	3/21/10	71-68	W	DNP	1- 0- 2	5- 0- 0	DNP	DNP	0- 1- 0	DNP	2- 6- 0	9- 3- 1
vs Kansas State	03/25/10	96-101	OL	0- 0- 0	2- 0- 2	6- 1- 0	0- 0- 0	DNP	3- 5- 0	DNP	5- 7- 0	11- 4- 2

Opponent	Date	Score	WL	31 LOVE,JASO	32 FREASE,KE	33 HUGHES,JO	52 HOLLOWAY,	55 CRAWFORD,
YOUNGSTOWN STATE	11/13/09	83-57	W	12- 8- 0	5- 6- 2	DNP	10- 1- 3	14- 5- 1
BOWLING GREEN	11/17/09	101-57	W	12-12- 0	8- 3- 1	0- 0- 0	12- 5- 3	24- 7- 5
SACRED HEART	11/21/09	105-65	W	14-15- 2	14- 4- 0	0- 1- 0	8- 2- 4	26- 2- 3
vs Marquette	11/26/09	61-71	L	21-19- 2	2- 3- 0	DNP	7- 3- 3	9- 7- 2
vs Creighton	11/27/09	80-67	W	4- 5- 0	7- 4- 0	DNP	12- 3- 6	22- 7- 1
vs Baylor	11/29/09	64-69	L	4- 7- 0	2- 2- 1	DNP	6- 1- 1	16- 6- 3
KENT STATE	12/4/09	77-61	W	10-10- 0	0- 2- 1	DNP	13- 2- 5	21- 4- 3
at Kansas State	12/08/09	56-71	L	5- 4- 0	6- 5- 0	DNP	5- 2- 1	16- 4- 1
CINCINNATI	12/13/09	83-79	WO	7-19- 0	9- 5- 0	DNP	26- 1- 4	16- 6- 2
at Butler	12/19/09	68-69	L	14- 7- 0	12- 4- 1	DNP	5- 3- 7	20- 2- 2
MIAMI (OHIO)	12/23/09	70-67	W	11- 3- 1	4-11- 1	DNP	2- 1- 2	19- 5- 1
LSU	12/29/09	89-65	W	11- 7- 1	7-12- 0	0- 1- 0	20- 3- 6	17- 1- 4
at Wake Forest	01/03/10	92-96	OL	6- 6- 0	8- 5- 1	DNP	13- 2- 3	30- 6- 4
at La Salle	1/7/10	68-62	W	11- 8- 0	6- 6- 1	DNP	7- 4- 8	22- 6- 4
at George Washington	1/10/10	76-69	W	19-13- 2	0- 2- 1	DNP	15- 1- 1	18- 7- 1
CHARLOTTE	1/13/10	86-74	W	10- 2- 1	7- 5- 4	DNP	9- 1- 3	18- 5- 4
DAYTON	1/16/10	78-74	W	10- 8- 0	2- 5- 0	DNP	17- 3- 2	16- 2- 4
at Temple	01/20/10	72-77	L	16- 7- 1	2- 4- 0	DNP	13- 2- 4	18- 3- 2
RHODE ISLAND	1/23/10	72-61	W	10- 6- 0	2- 0- 0	DNP	12- 0- 4	21-12- 6
DUQUESNE	01/28/10	86-50	W	17- 9- 1	13-12- 2	0- 0- 0	11- 1- 7	17- 4- 3
FORDHAM	1/31/10	108-60	W	6- 7- 2	14- 8- 0	7- 2- 0	5- 2-10	23- 1- 3
at Massachusetts	02/03/10	87-79	W	15- 5- 3	4- 1- 1	DNP	16- 6- 5	25- 4- 1
at Dayton	2/6/10	65-90	L	7- 6- 0	0- 2- 1	DNP	12- 0- 0	24- 4- 5
at Florida	2/13/10	76-64	W	20-10- 1	12- 3- 0	DNP	10- 1- 4	18- 3- 4
SAINT JOSEPH'S	2/17/10	88-52	W	15-12- 2	2- 9- 2	0- 0- 0	6- 2- 6	20- 4- 4
at Charlotte	02/20/10	81-67	W	10- 4- 1	6- 5- 0	DNP	13- 4- 3	23- 4- 6
at Saint Louis	2/24/10	73-71	W	21- 9- 1	2- 1- 1	DNP	9- 5- 3	26- 5- 1
RICHMOND	2/28/10	78-76	WO	16- 9- 1	0- 3- 0	DNP	24- 5- 0	19- 3- 1
at Fordham	3/3/10	82-56	W	8-13- 2	7- 7- 0	0- 1- 0	14- 4- 2	11- 8- 6
ST. BONAVENTURE	3/6/10	93-72	W	14- 9- 2	3- 2- 3	0- 0- 0	9- 1-10	22- 4- 2
vs Dayton	3/12/10	78-73	W	17-10- 1	2- 2- 0	DNP	22- 2- 3	20- 3- 1
vs Richmond	03/13/10	85-89	OL	7- 5- 1	4- 2- 0	DNP	16- 1- 2	20- 8- 3
vs Minnesota	3/19/10	65-54	W	7- 8- 0	6- 5- 0	DNP	6- 2- 4	28- 6- 5
vs Pittsburgh	3/21/10	71-68	W	14- 8- 1	0- 2- 1	DNP	13- 3- 3	27- 6- 1
vs Kansas State	03/25/10	96-101	OL	11-15- 0	0- 0- 0	DNP	26- 4- 6	32- 2- 2

Stats
Xavier Category Leaders (as of Apr 29, 2010)
All games

POINTS	G	Pts	Pts/G
<hr/>			
CRAWFORD, Jordan....	35	718	20.5
HOLLOWAY, Terrell...	35	424	12.1
LOVE, Jason.....	35	412	11.8
McLEAN, Jamel.....	35	296	8.5
LYONS, Mark.....	32	248	7.8
JACKSON, Dante'.....	35	227	6.5
FREASE, Kenny.....	35	178	5.1
REDFORD, Brad.....	31	164	5.3
TAYLOR, Andrew.....	35	73	2.1
ROBINSON, Jeff.....	10	19	1.9
WALSH, Brian.....	21	18	0.9
HUGHES, Joe.....	8	7	0.9

FG PERCENTAGE	FG	ATT	Pct
<hr/>			
HUGHES, Joe.....	2	3	.667
MAZZA, Johnny.....	2	3	.667
ROBINSON, Jeff.....	8	13	.615
LOVE, Jason.....	155	281	.552
TAYLOR, Andrew.....	27	51	.529
McLEAN, Jamel.....	101	194	.521
FREASE, Kenny.....	76	150	.507
CRAWFORD, Jordan....	260	563	.462
REDFORD, Brad.....	52	121	.430
HOLLOWAY, Terrell...	116	287	.404
LYONS, Mark.....	80	201	.398
JACKSON, Dante'.....	74	187	.396

3-POINT PERCENTAGE	3FG	ATT	Pct
<hr/>			
HUGHES, Joe.....	1	2	.500
TAYLOR, Andrew.....	1	2	.500
MAZZA, Johnny.....	1	2	.500
REDFORD, Brad.....	48	113	.425
JACKSON, Dante'.....	57	142	.401
CRAWFORD, Jordan....	79	202	.391
LYONS, Mark.....	22	64	.344
HOLLOWAY, Terrell...	38	118	.322
FEENEY, Kevin.....	1	4	.250
WALSH, Brian.....	2	12	.167
ROBINSON, Jeff.....	0	1	.000
FREASE, Kenny.....	0	2	.000

FT PERCENTAGE	FT	ATT	Pct
<hr/>			
REDFORD, Brad.....	12	14	.857
HOLLOWAY, Terrell...	154	182	.846
CRAWFORD, Jordan....	119	154	.773
JACKSON, Dante'.....	22	29	.759
LOVE, Jason.....	102	144	.708
LYONS, Mark.....	66	97	.680
McLEAN, Jamel.....	94	153	.614
TAYLOR, Andrew.....	18	32	.563
FREASE, Kenny.....	26	50	.520
MAZZA, Johnny.....	1	2	.500
HUGHES, Joe.....	2	4	.500
WALSH, Brian.....	2	4	.500

SCORING AVERAGE	G	Pts	Avg/G
<hr/>			
CRAWFORD, Jordan....	35	718	20.5
HOLLOWAY, Terrell...	35	424	12.1
LOVE, Jason.....	35	412	11.8
McLEAN, Jamel.....	35	296	8.5
LYONS, Mark.....	32	248	7.8
JACKSON, Dante'.....	35	227	6.5
REDFORD, Brad.....	31	164	5.3
FREASE, Kenny.....	35	178	5.1
TAYLOR, Andrew.....	35	73	2.1
ROBINSON, Jeff.....	10	19	1.9
HUGHES, Joe.....	8	7	0.9
WALSH, Brian.....	21	18	0.9

FIELD GOAL ATTEMPTS	G	Att	Att/G
<hr/>			
CRAWFORD, Jordan....	35	563	16.1
HOLLOWAY, Terrell...	35	287	8.2
LOVE, Jason.....	35	281	8.0
LYONS, Mark.....	32	201	6.3
McLEAN, Jamel.....	35	194	5.5

FIELD GOALS MADE	G	Made	Made/G
<hr/>			
CRAWFORD, Jordan....	35	260	7.4
LOVE, Jason.....	35	155	4.4
HOLLOWAY, Terrell...	35	116	3.3
McLEAN, Jamel.....	35	101	2.9
LYONS, Mark.....	32	80	2.5

3-POINT FG ATTEMPTS	G	Att	Att/G
<hr/>			
CRAWFORD, Jordan....	35	202	5.8
JACKSON, Dante'.....	35	142	4.1
HOLLOWAY, Terrell...	35	118	3.4
REDFORD, Brad.....	31	113	3.6
LYONS, Mark.....	32	64	2.0

3-POINT FGS MADE	G	Made	Made/G
<hr/>			
CRAWFORD, Jordan....	35	79	2.3
JACKSON, Dante'.....	35	57	1.6
REDFORD, Brad.....	31	48	1.5
HOLLOWAY, Terrell...	35	38	1.1
LYONS, Mark.....	32	22	0.7

FREE THROW ATTEMPTS	G	Att	Att/G
<hr/>			
HOLLOWAY, Terrell...	35	182	5.2
CRAWFORD, Jordan....	35	154	4.4
McLEAN, Jamel.....	35	153	4.4
LOVE, Jason.....	35	144	4.1
LYONS, Mark.....	32	97	3.0

FREE THROWS MADE	G	Made	Made/G
<hr/>			
HOLLOWAY, Terrell...	35	154	4.4
CRAWFORD, Jordan....	35	119	3.4
LOVE, Jason.....	35	102	2.9
McLEAN, Jamel.....	35	94	2.7
LYONS, Mark.....	32	66	2.1

Stats
Xavier Category Leaders (as of Apr 29, 2010)
All games

REBOUNDS	G	Reb	Reb/G
<hr/>			
LOVE, Jason.....	35	305	8.7
McLEAN, Jamel.....	35	262	7.5
CRAWFORD, Jordan....	35	166	4.7
FREASE, Kenny.....	35	152	4.3
JACKSON, Dante'.....	35	113	3.2

REBOUND AVERAGE	G	Reb	Avg/G
<hr/>			
LOVE, Jason.....	35	305	8.7
McLEAN, Jamel.....	35	262	7.5
CRAWFORD, Jordan....	35	166	4.7
FREASE, Kenny.....	35	152	4.3
JACKSON, Dante'.....	35	113	3.2

OFFENSIVE REBOUNDS	G	No.	Avg/G
<hr/>			
LOVE, Jason.....	35	117	3.3
McLEAN, Jamel.....	35	109	3.1
FREASE, Kenny.....	35	38	1.1
CRAWFORD, Jordan....	35	34	1.0
TAYLOR, Andrew.....	35	27	0.8

DEFENSIVE REBOUNDS	G	No.	Avg/G
<hr/>			
LOVE, Jason.....	35	188	5.4
McLEAN, Jamel.....	35	153	4.4
CRAWFORD, Jordan....	35	132	3.8
FREASE, Kenny.....	35	114	3.3
JACKSON, Dante'.....	35	96	2.7

FOULS	G	No.	Per/G
<hr/>			
LOVE, Jason.....	35	97	2.8
JACKSON, Dante'.....	35	94	2.7
McLEAN, Jamel.....	35	82	2.3
LYONS, Mark.....	32	71	2.2
FREASE, Kenny.....	35	71	2.0

FOULOUTS	G	No.
<hr/>		
JACKSON, Dante'.....	35	5
FREASE, Kenny.....	35	3
HOLLOWAY, Terrell...	35	2
LOVE, Jason.....	35	2
McLEAN, Jamel.....	35	2

ASSISTS	G	No.	A/G
<hr/>			
HOLLOWAY, Terrell...	35	138	3.9
CRAWFORD, Jordan....	35	101	2.9
JACKSON, Dante'.....	35	78	2.2
LYONS, Mark.....	32	67	2.1
LOVE, Jason.....	35	29	0.8

STEALS	G	No.	S/G
<hr/>			
CRAWFORD, Jordan....	35	47	1.3
HOLLOWAY, Terrell...	35	43	1.2
JACKSON, Dante'.....	35	38	1.1
LYONS, Mark.....	32	33	1.0
McLEAN, Jamel.....	35	22	0.6

BLOCKED SHOTS	G	No.	Blk/G
<hr/>			
LOVE, Jason.....	35	50	1.4
McLEAN, Jamel.....	35	30	0.9
FREASE, Kenny.....	35	21	0.6
CRAWFORD, Jordan....	35	7	0.2
JACKSON, Dante'.....	35	6	0.2
LYONS, Mark.....	32	6	0.2

MINUTES	G	No.	Min/G
<hr/>			
CRAWFORD, Jordan....	35	1147	32.8
HOLLOWAY, Terrell...	35	1115	31.9
LOVE, Jason.....	35	973	27.8
JACKSON, Dante'.....	35	899	25.7
McLEAN, Jamel.....	35	856	24.5

TURNOVERS	G	No.	TO/G
<hr/>			
CRAWFORD, Jordan....	35	85	2.4
HOLLOWAY, Terrell...	35	69	2.0
JACKSON, Dante'.....	35	63	1.8
LOVE, Jason.....	35	58	1.7
LYONS, Mark.....	32	55	1.7

Stats
Xavier Player High/Low Analysis (as of Apr 29, 2010)
All games

Xavier - INDIVIDUAL GAME HIGHS

Points.....	32	CRAWFORD, Jordan vs Kansas State (03/25/10)
	30	CRAWFORD, Jordan at Wake Forest (01/03/10)
	28	CRAWFORD, Jordan vs Minnesota (3/19/10)
	27	CRAWFORD, Jordan vs Pittsburgh (3/21/10)
	26	HOLLOWAY, Terrell vs Kansas State (03/25/10)
	26	CRAWFORD, Jordan at Saint Louis (2/24/10)
	26	HOLLOWAY, Terrell vs Cincinnati (12/13/09)
	26	CRAWFORD, Jordan vs Sacred Heart (11/21/09)
Field Goals Made.....	13	CRAWFORD, Jordan vs Kansas State (03/25/10)
	11	CRAWFORD, Jordan vs Minnesota (3/19/10)
	11	CRAWFORD, Jordan at Saint Louis (2/24/10)
	11	CRAWFORD, Jordan at Wake Forest (01/03/10)
	11	CRAWFORD, Jordan vs Sacred Heart (11/21/09)
Field Goal Att.....	29	CRAWFORD, Jordan vs Kansas State (03/25/10)
	25	CRAWFORD, Jordan at Wake Forest (01/03/10)
FG Pct (min 5 made).....	1.000 (6-6)	LOVE, Jason at Temple (01/20/10)
	.889 (8-9)	LOVE, Jason vs Duquesne (01/28/10)
3-Point FG Made.....	5	CRAWFORD, Jordan vs Minnesota (3/19/10)
	5	CRAWFORD, Jordan at Massachusetts (02/03/10)
	5	JACKSON, Dante' vs Dayton (1/16/10)
	5	CRAWFORD, Jordan vs Kent State (12/4/09)
3-Point FG Att.....	12	CRAWFORD, Jordan vs Kansas State (03/25/10)
	11	CRAWFORD, Jordan vs Minnesota (3/19/10)
3-Pt FG Pct (min 2 made).....	1.000 (4-4)	LYONS, Mark vs Saint Joseph's (2/17/10)
	1.000 (3-3)	JACKSON, Dante' vs Miami (Ohio) (12/23/09)
	1.000 (2-2)	JACKSON, Dante' at George Washington (1/10/10)
Free Throws Made.....	13	HOLLOWAY, Terrell vs Dayton (1/16/10)
	13	HOLLOWAY, Terrell at George Washington (1/10/10)
Free Throw Att.....	14	HOLLOWAY, Terrell vs Dayton (1/16/10)
	14	HOLLOWAY, Terrell at George Washington (1/10/10)
FT Pct (min 3 made).....	1.000 (11-11)	HOLLOWAY, Terrell vs Cincinnati (12/13/09)
	1.000 (9-9)	LOVE, Jason vs Dayton (3/12/10)
	1.000 (9-9)	CRAWFORD, Jordan vs Fordham (1/31/10)
	1.000 (9-9)	CRAWFORD, Jordan at La Salle (1/7/10)
	1.000 (9-9)	HOLLOWAY, Terrell vs LSU (12/29/09)
	1.000 (8-8)	LYONS, Mark at Charlotte (02/20/10)
	1.000 (6-6)	LOVE, Jason vs St. Bonaventure (3/6/10)
	1.000 (6-6)	TAYLOR, Andrew vs Charlotte (1/13/10)
	1.000 (6-6)	HOLLOWAY, Terrell at Wake Forest (01/03/10)
	1.000 (5-5)	HOLLOWAY, Terrell vs Pittsburgh (3/21/10)
	1.000 (5-5)	CRAWFORD, Jordan vs Pittsburgh (3/21/10)
	1.000 (5-5)	LOVE, Jason vs Minnesota (3/19/10)
	1.000 (5-5)	CRAWFORD, Jordan at Fordham (3/3/10)
	1.000 (5-5)	HOLLOWAY, Terrell at Dayton (2/6/10)
	1.000 (5-5)	CRAWFORD, Jordan vs LSU (12/29/09)
	1.000 (5-5)	LYONS, Mark vs Youngstown State (11/13/09)
	1.000 (4-4)	CRAWFORD, Jordan vs St. Bonaventure (3/6/10)
	1.000 (4-4)	HOLLOWAY, Terrell vs Richmond (2/28/10)
	1.000 (4-4)	FREASE, Kenny at Florida (2/13/10)
	1.000 (4-4)	CRAWFORD, Jordan at Massachusetts (02/03/10)
	1.000 (4-4)	McLEAN, Jamel vs Fordham (1/31/10)
	1.000 (4-4)	McLEAN, Jamel vs Duquesne (01/28/10)
	1.000 (4-4)	CRAWFORD, Jordan vs Rhode Island (1/23/10)

	1.000 (4-4)	HOLLOWAY, Terrell at La Salle (1/7/10)
	1.000 (4-4)	LOVE, Jason vs Sacred Heart (11/21/09)
	1.000 (4-4)	HOLLOWAY, Terrell vs Bowling Green (11/17/09)
	1.000 (3-3)	LOVE, Jason vs Marquette (11/26/09)
	1.000 (3-3)	JACKSON, Dante' vs Youngstown State (11/13/09)
	1.000 (3-3)	McLEAN, Jamel vs Youngstown State (11/13/09)
Rebounds.....	19	LOVE, Jason vs Cincinnati (12/13/09)
	19	LOVE, Jason vs Marquette (11/26/09)
Assists.....	10	HOLLOWAY, Terrell vs St. Bonaventure (3/6/10)
	10	HOLLOWAY, Terrell vs Fordham (1/31/10)
Steals.....	4	CRAWFORD, Jordan vs Saint Joseph's (2/17/10)
	4	CRAWFORD, Jordan at Wake Forest (01/03/10)
	4	LYONS, Mark vs Baylor (11/29/09)
Blocked Shots.....	6	LOVE, Jason vs Dayton (1/16/10)
	5	LOVE, Jason vs Cincinnati (12/13/09)
	5	LOVE, Jason vs Marquette (11/26/09)
Turnovers.....	6	CRAWFORD, Jordan vs Charlotte (1/13/10)
	6	McLEAN, Jamel vs Marquette (11/26/09)
Fouls.....	5	McLEAN, Jamel vs Kansas State (03/25/10)
	5	JACKSON, Dante' vs Richmond (2/28/10)
	5	McLEAN, Jamel at Saint Louis (2/24/10)
	5	JACKSON, Dante' at Charlotte (02/20/10)
	5	JACKSON, Dante' vs Fordham (1/31/10)
	5	FREASE, Kenny vs Rhode Island (1/23/10)
	5	JACKSON, Dante' at Temple (01/20/10)
	5	JACKSON, Dante' vs Charlotte (1/13/10)
	5	LYONS, Mark at Wake Forest (01/03/10)
	5	LOVE, Jason at Wake Forest (01/03/10)
	5	HOLLOWAY, Terrell at Butler (12/19/09)
	5	HOLLOWAY, Terrell at Kansas State (12/08/09)
	5	FREASE, Kenny vs Kent State (12/4/09)
	5	LOVE, Jason vs Baylor (11/29/09)
	5	FREASE, Kenny vs Creighton (11/27/09)

Stats
Xavier High/Low Analysis (as of Apr 29, 2010)
All games

OPPONENT INDIVIDUAL GAME HIGHS

Points.....	28	Pullen, Jacob vs Kansas State (03/25/10)
	28	Smith, Ishmael at Wake Forest (01/03/10)
	27	ANDERSON, Kevin vs Richmond (03/13/10)
	27	Carter, Tweety vs Baylor (11/29/09)
	27	HAYWARD, Lazar vs Marquette (11/26/09)
Field Goals Made.....	11	HARRIS, Ricky at Massachusetts (02/03/10)
	11	Aminu, Al-Farouq at Wake Forest (01/03/10)
Field Goal Att.....	24	Clemente, Denis vs Kansas State (03/25/10)
	22	HOLLIS, Damian at George Washington (1/10/10)
	22	HAYWARD, Lazar vs Marquette (11/26/09)
FG Pct (min 5 made).....	.875 (7-8)	Udoh, Ekpe vs Baylor (11/29/09)
	.800 (8-10)	REED, Willie at Saint Louis (2/24/10)
3-Point FG Made.....	6	Pullen, Jacob vs Kansas State (03/25/10)
	6	Carter, Tweety vs Baylor (11/29/09)
3-Point FG Att.....	13	GIBBS, Ashton vs Pittsburgh (3/21/10)
	12	Pullen, Jacob vs Kansas State (03/25/10)
	12	GREEN, Derrio at Charlotte (02/20/10)
3-Pt FG Pct (min 2 made).....	1.000 (3-3)	Smith, Ishmael at Wake Forest (01/03/10)
	1.000 (3-3)	BROWN, Dee vs Bowling Green (11/17/09)
	1.000 (2-2)	MARTEL, Francis C. vs Richmond (03/13/10)
	1.000 (2-2)	Jones, Anthony vs Baylor (11/29/09)
Free Throws Made.....	13	GONZALVEZ, David vs Richmond (03/13/10)
	11	GASTON, Chris vs Fordham (1/31/10)
Free Throw Att.....	14	GONZALVEZ, David vs Richmond (03/13/10)
	14	GASTON, Chris vs Fordham (1/31/10)
FT Pct (min 3 made).....	1.000 (8-8)	JONES, Marquis vs Rhode Island (1/23/10)
	1.000 (7-7)	ELLIS, Cody at Saint Louis (2/24/10)
	1.000 (7-7)	SPENCER, Bo vs LSU (12/29/09)
	1.000 (6-6)	BRASWELL, Chris vs Charlotte (1/13/10)
	1.000 (6-6)	Clemente, Denis at Kansas State (12/08/09)
	1.000 (5-5)	Carter, Tweety vs Baylor (11/29/09)
	1.000 (4-4)	Pullen, Jacob vs Kansas State (03/25/10)
	1.000 (4-4)	Westbrook, Lawrence vs Minnesota (3/19/10)
	1.000 (4-4)	LOWERY, Rob vs Dayton (3/12/10)
	1.000 (4-4)	Walker, Erving at Florida (2/13/10)
	1.000 (4-4)	JOHNSON, Chris at Dayton (2/6/10)
	1.000 (4-4)	JOHNSON, Marcus vs Dayton (1/16/10)
	1.000 (4-4)	KINSLEY, Zach vs LSU (12/29/09)
	1.000 (4-4)	MAVUNGA, Julian vs Miami (Ohio) (12/23/09)
	1.000 (4-4)	Bock, Andrew vs Creighton (11/27/09)
	1.000 (4-4)	Hassan, Corey vs Sacred Heart (11/21/09)
	1.000 (3-3)	Clemente, Denis vs Kansas State (03/25/10)
	1.000 (3-3)	BRASWELL, Chris at Charlotte (02/20/10)
	1.000 (3-3)	SPEARS, Shamari vs Charlotte (1/13/10)
	1.000 (3-3)	GREENE, Justin vs Kent State (12/4/09)
Rebounds.....	18	Aminu, Al-Farouq at Wake Forest (01/03/10)
	16	JOHNSON, Chris vs Dayton (1/16/10)
Assists.....	9	Smith, Ishmael at Wake Forest (01/03/10)
	8	Walker, Erving at Florida (2/13/10)
Steals.....	5	GONZALVEZ, David vs Richmond (2/28/10)
	5	GREEN, Derrio at Charlotte (02/20/10)
	5	ACKER, Maurice vs Marquette (11/26/09)
Blocked Shots.....	6	Udoh, Ekpe vs Baylor (11/29/09)
	5	Kelly, Curtis vs Kansas State (03/25/10)
	5	Iverson, Colton vs Minnesota (3/19/10)

Turnovers.....	9	GASTON, Chris vs Fordham (1/31/10)
	5	ANDERSON, Kevin vs Richmond (03/13/10)
	5	HALL, Jonathan vs St. Bonaventure (3/6/10)
	5	JONES, Carl vs Saint Joseph's (2/17/10)
	5	SHERMAN, Rodriquez vs Kent State (12/4/09)
	5	Dunn, LaceDarius vs Baylor (11/29/09)
Fouls.....	5	Judge, Wally vs Kansas State (03/25/10)
	5	Sutton, Dominique vs Kansas State (03/25/10)
	5	BROWN, Gilbert vs Pittsburgh (3/21/10)
	5	BUTLER, Ryan vs Richmond (03/13/10)
	5	SMITH, Kevin vs Richmond (03/13/10)
	5	JOHNSON, Chris vs Dayton (3/12/10)
	5	SEARCY, Devin vs Dayton (3/12/10)
	5	WRIGHT, Chris vs Dayton (3/12/10)
	5	COOK, Da'Quan vs St. Bonaventure (3/6/10)
	5	JONES, Phil at Charlotte (02/20/10)
	5	WILLIAMS, Paul at Dayton (2/6/10)
	5	VINSON, Terrell at Massachusetts (02/03/10)
	5	FARRELL, Javorn at Massachusetts (02/03/10)
	5	CARTER, Sean at Massachusetts (02/03/10)
	5	GREEN, Jacob vs Fordham (1/31/10)
	5	ALIHODZIC, Fahro vs Fordham (1/31/10)
	5	JONES, Phil vs Charlotte (1/13/10)
	5	Williams,L.D. at Wake Forest (01/03/10)
	5	McFarland,Chas at Wake Forest (01/03/10)
	5	WINBUSH, Nick vs Miami (Ohio) (12/23/09)
	5	MAVUNGA, Julian vs Miami (Ohio) (12/23/09)
	5	Lomers, Josh vs Baylor (11/29/09)
	5	Hardy,Chauncey vs Sacred Heart (11/21/09)
	5	POLK, Otis vs Bowling Green (11/17/09)

Stats
Xavier Overall Team Statistics (as of Apr 29, 2010)
All games

TEAM STATISTICS	XU	OPP
-----	-----	-----
SCORING.....	2793	2433
Points per game.....	79.8	69.5
Scoring margin.....	+10.3	-
FIELD GOALS-ATT.....	961-2082	884-2158
Field goal pct.....	.462	.410
3 POINT FG-ATT.....	250-664	201-674
3-point FG pct.....	.377	.298
3-pt FG made per game..	7.1	5.7
FREE THROWS-ATT.....	621-873	464-709
Free throw pct.....	.711	.654
F-Throws made per game.	17.7	13.3
REBOUNDS.....	1415	1231
Rebounds per game.....	40.4	35.2
Rebounding margin.....	+5.3	-
ASSISTS.....	494	469
Assists per game.....	14.1	13.4
TURNOVERS.....	452	449
Turnovers per game.....	12.9	12.8
Turnover margin.....	-0.1	-
Assist/turnover ratio..	1.1	1.0
STEALS.....	235	224
Steals per game.....	6.7	6.4
BLOCKS.....	132	175
Blocks per game.....	3.8	5.0
WINNING STREAK.....	0	-
Home win streak.....	15	-
ATTENDANCE.....	151843	173871
Home games-Avg/Game....	15-10123	12-8179
Neutral site-Avg/Game..	-	8-9466

SCORE BY PERIODS:	1st	2nd	OT	OT2	Total
-----	-----	-----	-----	-----	-----
Xavier.....	1294	1413	53	33	- 2793
Opponents.....	1098	1242	57	36	- 2433

TEAM STATISTICS

```
Rebounds/game: 40.4
Assists/game: 14.1
Turnovers/game: 12.9
Assist/turnover ratio: 1.1
Steals/game: 6.7
Blocks/game: 3.8
```

Stats
Xavier Opponent Game-by-Game (as of Apr 29, 2010)
All games

OPPONENT STATISTICS

Opponent	Date	Score	W/L	---TOTAL---		--3-PTRS--		----REBOUNDS----												Pts---Avg		
				FG-FGA	Pct	3FG-FGA	Pct	FT-FTA	Pct	Off	Def	Tot	Avg	PF	A	TO	Blk	Stl				
YOUNGSTOWN STATE	11/13/09	83-57	W	21-64	.328	1-13	.077	14-22	.636	13	18	31	31.0	23	13	10	1	7	57	57.0		
BOWLING GREEN	11/17/09	101-57	W	24-65	.369	5-13	.385	4-13	.308	11	15	26	28.5	19	17	7	0	5	57	57.0		
SACRED HEART	11/21/09	105-65	W	21-61	.344	8-20	.400	15-24	.625	8	20	28	28.3	21	20	14	6	6	65	59.7		
vs Marquette	11/26/09	61-71	L	23-51	.451	7-12	.583	18-27	.667	6	26	32	29.3	17	15	14	5	11	71	62.5		
vs Creighton	11/27/09	80-67	W	26-67	.388	8-26	.308	7-11	.636	14	21	35	30.4	18	15	10	3	1	67	63.4		
vs Baylor	11/29/09	64-69	L	23-52	.442	11-23	.478	12-18	.667	6	36	42	32.3	17	14	18	9	4	69	64.3		
KENT STATE	12/4/09	77-61	W	24-65	.369	6-16	.375	7-9	.778	13	17	30	32.0	18	11	15	1	10	61	63.9		
at Kansas State	12/08/09	56-71	L	22-50	.440	4-17	.235	23-40	.575	14	32	46	33.8	26	14	16	2	4	71	64.8		
CINCINNATI	12/13/09	83-79	Wot	32-85	.376	5-23	.217	10-22	.455	23	29	52	35.8	28	11	12	6	3	79	66.3		
at Butler	12/19/09	68-69	L	23-49	.469	8-22	.364	15-22	.682	13	21	34	35.6	17	12	14	3	6	69	66.6		
MIAMI (OHIO)	12/23/09	70-67	W	24-59	.407	10-24	.417	9-11	.818	12	23	35	35.5	21	14	12	6	6	67	66.6		
LSU	12/29/09	89-65	W	22-63	.349	1-14	.071	20-25	.800	11	26	37	35.7	22	9	11	7	7	65	66.5		
at Wake Forest	01/03/10	92-96	Lot	34-66	.515	4-10	.400	24-43	.558	14	36	50	36.8	25	12	19	10	9	96	68.8		
at La Salle	1/7/10	68-62	W	28-74	.378	2-23	.087	4-6	.667	16	24	40	37.0	17	14	12	12	11	62	68.3		
at George Washington	1/10/10	76-69	W	25-56	.446	5-16	.313	14-21	.667	12	21	33	36.7	20	10	14	7	7	69	68.3		
CHARLOTTE	1/13/10	86-74	W	28-66	.424	2-22	.091	16-24	.667	16	19	35	36.6	28	12	15	2	5	74	68.7		
DAYTON	1/16/10	78-74	W	26-70	.371	6-20	.300	16-25	.640	25	26	51	37.5	25	15	12	7	7	74	69.0		
at Temple	01/20/10	72-77	L	29-49	.592	5-10	.500	14-18	.778	3	24	27	36.9	12	17	12	2	7	77	69.4		
RHODE ISLAND	1/23/10	72-61	W	22-54	.407	2-15	.133	15-25	.600	6	23	29	36.5	22	12	12	4	10	61	69.0		
DUQUESNE	01/28/10	86-50	W	19-58	.328	4-24	.167	8-11	.727	10	16	26	36.0	19	9	15	5	7	50	68.1		
FORDHAM	1/31/10	108-60	W	17-49	.347	3-15	.200	23-29	.793	8	20	28	35.6	25	7	21	3	6	60	67.7		
at Massachusetts	02/03/10	87-79	W	30-70	.429	7-32	.219	12-18	.667	12	20	32	35.4	19	11	7	4	7	79	68.2		
at Dayton	2/6/10	65-90	L	31-55	.564	7-13	.538	21-29	.724	12	30	42	35.7	20	14	16	6	6	90	69.1		
at Florida	2/13/10	76-64	W	24-58	.414	4-16	.250	12-23	.522	14	22	36	35.7	19	14	8	1	4	64	68.9		
SAINT JOSEPH'S	2/17/10	88-52	W	20-59	.339	1-19	.053	11-15	.733	5	12	17	35.0	13	10	12	3	8	52	68.2		
at Charlotte	02/20/10	81-67	W	23-63	.365	6-21	.286	15-20	.750	12	20	32	34.8	23	14	14	2	7	67	68.2		
at Saint Louis	2/24/10	73-71	W	26-57	.456	10-25	.400	9-16	.563	7	21	28	34.6	15	17	6	6	5	71	68.3		
RICHMOND	2/28/10	78-76	Wot	30-73	.411	12-29	.414	4-6	.667	10	25	35	34.6	22	17	12	3	10	76	68.6		
at Fordham	3/3/10	82-56	W	24-70	.343	3-16	.188	5-8	.625	12	29	41	34.8	17	8	14	7	4	56	68.1		
ST. BONAVENTURE	3/6/10	93-72	W	29-59	.492	6-13	.462	8-15	.533	9	22	31	34.7	20	16	14	3	5	72	68.3		
vs Dayton	3/12/10	78-73	W	24-54	.444	8-20	.400	17-26	.654	9	19	28	34.5	33	16	18	7	13	73	68.4		
vs Richmond	03/13/10	85-89	Lot	29-63	.460	8-26	.308	23-26	.885	12	29	41	34.7	25	14	14	6	5	89	69.1		
vs Minnesota	3/19/10	65-54	W	19-62	.306	7-26	.269	9-14	.643	16	25	41	34.9	18	14	8	11	2	54	68.6		
vs Pittsburgh	3/21/10	71-68	W	25-64	.391	7-21	.333	11-18	.611	15	25	40	35.0	18	12	9	4	4	68	68.6		
vs Kansas State	03/25/10	96-101	Lot	37-78	.474	8-19	.421	19-29	.655	16	24	40	35.2	25	19	12	11	5	101	69.5		
Opponents				2433		884-2158	.410	201-674	.298	464-709	.654	415	816	1231	35.2	727	469	449	175	2433	69.5	
Xavier				2793		961-2082	.462	250-664	.377	621-873	.711	444	971	1415	40.4	662	494	452	132	235	2793	79.8

Games played: 35
Points/game: 69.5
FG Pct: 41.0
3FG Pct: 29.8
FT Pct: 65.4

Rebounds/game: 35.2
Assists/game: 13.4
Turnovers/game: 12.8
Assist/turnover ratio: 1.0
Steals/game: 6.4
Blocks/game: 5.0

Stats
Xavier Team Game-by-Game Comparison (as of Apr 29, 2010)
All games

Opponent	1st	2nd	Score	Mar	Total FG	FG Pct	3-Pointers	3FG Pct	Free Throws	FT Pct	Rebounds	Assist	TOver	Block	Steal	Fouls
-----	--/--	--/--	---/---	---	-----/-----	-----/-----	-----/-----	-----/-----	-----/-----	-----/-----	-----/-----	-----/-----	---/---	--/--	--/--	--/--
YOUNGSTOWN STATE.....	48/24	35/33	83-57	+26	23-45/21-64	.511/.328	7-17/ 1-13	.412/.077	30-37/14-22	.811/.636	39/31 +8	13/13	16/10	5/1	4/7	22/23
BOWLING GREEN.....	51/28	50/29	101-57	+44	35-54/24-65	.648/.369	12-19/ 5-13	.632/.385	19-26/ 4-13	.731/.308	43/26 +17	19/17	13/7	4/0	3/5	17/19
SACRED HEART.....	50/24	55/41	105-65	+40	38-67/21-61	.567/.344	11-20/ 8-20	.550/.400	18-27/15-24	.667/.625	51/28 +23	22/20	9/14	5/6	10/6	18/21
Marquette.....	29/33	32/38	61-71	(10)	25-69/23-51	.362/.451	5-17/ 7-12	.294/.583	6-11/18-27	.545/.667	48/32 +16	10/15	20/14	5/5	5/11	19/17
Creighton.....	39/31	41/36	80-67	+13	29-54/26-67	.537/.388	9-18/ 8-26	.500/.308	13-23/ 7-11	.565/.636	36/35 +1	17/15	9/10	3/3	8/1	18/18
Baylor.....	25/26	39/43	64-69	(5)	23-61/23-52	.377/.442	7-18/11-23	.389/.478	11-21/12-18	.524/.667	34/42 (8)	13/14	9/18	3/9	6/4	18/17
KENT STATE.....	36/34	41/27	77-61	+16	27-47/24-65	.574/.369	9-20/ 6-16	.450/.375	14-20/ 7-9	.700/.778	36/30 +6	17/11	19/15	8/1	8/10	11/18
Kansas State.....	20/30	36/41	56-71	(15)	15-51/22-50	.294/.440	5-17/ 4-17	.294/.235	21-33/23-40	.636/.575	33/46 (13)	6/14	13/16	1/2	5/4	31/26
CINCINNATI.....	31/26	30/35	83-79	+4	25-60/32-85	.417/.376	5-18/ 5-23	.278/.217	28-36/10-22	.778/.455	43/52 (9)	9/11	13/12	11/6	6/3	19/28
Butler.....	32/39	36/30	68-69	(1)	29-53/23-49	.547/.469	5-11/ 8-22	.455/.364	5-10/15-22	.500/.682	21/34 (13)	11/12	10/14	2/3	4/6	20/17
MIAMI (OHIO).....	38/31	32/36	70-67	+3	24-54/24-59	.444/.407	7-15/10-24	.467/.417	15-24/ 9-11	.625/.818	36/35 +1	12/14	9/12	9/6	5/6	15/21
LSU.....	46/30	43/35	89-65	+24	30-74/22-63	.405/.349	7-23/ 1-14	.304/.071	22-28/20-25	.786/.800	54/37 +17	15/9	8/11	2/7	8/7	18/22
Wake Forest.....	43/41	35/37	92-96	(4)	32-86/34-66	.372/.515	5-23/ 4-10	.217/.400	23-30/24-43	.767/.558	50/50 -	11/12	16/19	3/10	12/9	30/25
La Salle.....	41/26	27/36	68-62	+6	22-56/28-74	.393/.378	6-20/ 2-23	.300/.087	18-20/ 4-6	.900/.667	41/40 +1	17/14	17/12	3/12	5/11	9/17
George Washington.....	30/41	46/28	76-69	+7	22-56/25-56	.393/.446	9-18/ 5-16	.500/.313	23-30/14-21	.767/.667	39/33 +6	11/10	14/14	3/7	6/7	17/20
CHARLOTTE.....	44/28	42/46	86-74	+12	26-49/28-66	.531/.424	8-19/ 2-22	.421/.091	26-34/16-24	.765/.667	29/35 (6)	18/12	16/15	5/2	7/5	21/28
DAYTON.....	36/39	42/35	78-74	+4	22-55/26-70	.400/.371	10-19/ 6-20	.526/.300	24-30/16-25	.800/.640	34/51 (17)	10/15	8/12	10/7	6/7	20/25
Temple.....	34/39	38/38	72-77	(5)	27-59/29-49	.458/.592	9-24/ 5-10	.375/.500	9-12/14-18	.750/.778	31/27 +4	11/17	13/12	1/2	9/7	19/12
RHODE ISLAND.....	26/29	46/32	72-61	+11	26-51/22-54	.510/.407	4-16/ 2-15	.250/.133	16-29/15-25	.552/.600	39/29 +10	13/12	18/12	2/4	4/10	24/22
DUQUESNE.....	43/23	43/27	86-50	+36	32-60/19-58	.533/.328	7-17/ 4-24	.412/.167	15-24/ 8-11	.625/.727	47/26 +21	20/9	11/15	6/5	8/7	14/19
FORDHAM.....	45/32	63/28	108-60	+48	39-67/17-49	.582/.347	7-20/ 3-15	.350/.200	23-31/23-29	.742/.793	41/28 +13	26/7	9/21	0/3	13/6	25/25
Massachusetts.....	50/33	37/46	87-79	+8	32-54/30-70	.593/.429	7-17/ 7-32	.412/.219	16-24/12-18	.667/.667	36/32 +4	23/11	12/7	4/4	3/7	17/19
Dayton.....	26/39	39/51	65-90	(25)	21-56/31-55	.375/.564	8-23/ 7-13	.348/.538	15-20/21-29	.750/.724	24/42 (18)	10/14	16/16	1/6	6/6	23/20
Florida.....	40/33	36/31	76-64	+12	28-64/24-58	.438/.414	4-20/ 4-16	.200/.250	16-22/12-23	.727/.522	44/36 +8	15/14	7/8	5/1	4/4	22/19
SAINT JOSEPH'S.....	40/28	48/24	88-52	+36	35-63/20-59	.556/.339	8-23/ 1-19	.348/.053	10-16/11-15	.625/.733	53/17 +36	23/10	19/12	3/3	8/8	15/13
Charlotte.....	31/22	50/45	81-67	+14	26-50/23-63	.520/.365	6-20/ 6-21	.300/.286	23-29/15-20	.793/.750	38/32 +6	17/14	18/14	1/2	7/7	20/23
Saint Louis.....	28/34	45/37	73-71	+2	30-63/26-57	.476/.456	5-11/10-25	.455/.400	8-10/ 9-16	.800/.563	42/28 +14	7/17	9/6	3/6	4/5	17/15
RICHMOND.....	38/34	26/30	78-76	+2	29-64/30-73	.453/.411	5-21/12-29	.238/.414	15-21/ 4-6	.714/.667	47/35 +12	7/17	20/12	3/3	6/10	17/22
Fordham.....	45/31	37/25	82-56	+26	31-74/24-70	.419/.343	8-22/ 3-16	.364/.188	12-20/ 5-8	.600/.625	56/41 +15	13/8	13/14	2/7	7/4	12/17
ST. BONAVENTURE.....	44/32	49/40	93-72	+21	33-63/29-59	.524/.492	8-19/ 6-13	.421/.462	19-27/ 8-15	.704/.533	37/31 +6	25/16	10/14	3/3	11/5	14/20
Dayton.....	35/40	43/33	78-73	+5	21-50/24-54	.420/.444	3-15/ 8-20	.200/.400	33-41/17-26	.805/.654	39/28 +11	7/16	18/18	3/7	8/13	21/33
Richmond.....	37/33	36/40	85-89	(4)	26-64/29-63	.406/.460	7-20/ 8-26	.350/.308	26-36/23-26	.722/.885	42/41 +1	10/14	11/14	3/6	11/5	19/25
Minnesota.....	26/26	39/28	65-54	+11	23-67/19-62	.343/.306	7-20/ 7-26	.350/.269	12-19/ 9-14	.632/.643	50/41 +9	15/14	6/8	3/11	6/2	16/18
Pittsburgh.....	35/28	36/40	71-68	+3	24-50/25-64	.480/.391	8-16/ 7-21	.500/.333	15-23/11-18	.652/.611	31/40 (9)	9/12	7/9	3/4	4/4	16/18
Kansas State.....	32/31	40/41	96-101	(5)	31-72/37-78	.431/.474	12-28/ 8-19	.429/.421	22-29/19-29	.759/.655	51/40 +11	12/19	16/12	4/11	8/5	28/25

Note: Game totals are displayed in the format TEAM/OPPONENT for each category

Stats
Xavier Team High/Low Analysis (as of Apr 29, 2010)
All games

Xavier - TEAM GAME HIGHS

POINTS.....	108	FORDHAM (1/31/10)
	105	SACRED HEART (11/21/09)
	101	BOWLING GREEN (11/17/09)
	96	vs Kansas State (03/25/10)
	93	ST. BONAVENTURE (3/6/10)
FIELD GOALS MADE.....	39	FORDHAM (1/31/10)
	38	SACRED HEART (11/21/09)
FIELD GOAL ATTEMPTS.....	86	at Wake Forest (01/03/10)
	74	at Fordham (3/3/10)
	74	LSU (12/29/09)
FIELD GOAL PERCENTAGE.....	.648 (35-54)	BOWLING GREEN (11/17/09)
	.593 (32-54)	at Massachusetts (02/03/10)
3 PT FIELD GOALS MADE.....	12	vs Kansas State (03/25/10)
	12	BOWLING GREEN (11/17/09)
3 PT FG ATTEMPTS.....	28	vs Kansas State (03/25/10)
	24	at Temple (01/20/10)
3 PT FG PERCENTAGE.....	.632 (12-19)	BOWLING GREEN (11/17/09)
	.550 (11-20)	SACRED HEART (11/21/09)
FREE THROWS MADE.....	33	vs Dayton (3/12/10)
	30	YOUNGSTOWN STATE (11/13/09)
FREE THROW ATTEMPTS.....	41	vs Dayton (3/12/10)
	37	YOUNGSTOWN STATE (11/13/09)
FREE THROW PERCENTAGE.....	.900 (18-20)	at La Salle (1/7/10)
	.811 (30-37)	YOUNGSTOWN STATE (11/13/09)
REBOUNDS.....	56	at Fordham (3/3/10)
	54	LSU (12/29/09)
ASSISTS.....	26	FORDHAM (1/31/10)
	25	ST. BONAVENTURE (3/6/10)
STEALS.....	13	FORDHAM (1/31/10)
	12	at Wake Forest (01/03/10)
BLOCKED SHOTS.....	11	CINCINNATI (12/13/09)
	10	DAYTON (1/16/10)
TURNOVERS.....	20	RICHMOND (2/28/10)
	20	vs Marquette (11/26/09)
FOULS.....	31	at Kansas State (12/08/09)
	30	at Wake Forest (01/03/10)

Stats
Xavier High/Low Analysis (as of Apr 29, 2010)
All games

Opponent - GAME HIGHS

POINTS.....	101	vs Kansas State (03/25/10)
	96	at Wake Forest (01/03/10)
	90	at Dayton (2/6/10)
	89	vs Richmond (03/13/10)
	79	at Massachusetts (02/03/10)
	79	CINCINNATI (12/13/09)
FIELD GOALS MADE.....	37	vs Kansas State (03/25/10)
	34	at Wake Forest (01/03/10)
FIELD GOAL ATTEMPTS.....	85	CINCINNATI (12/13/09)
	78	vs Kansas State (03/25/10)
FIELD GOAL PERCENTAGE.....	.592 (29-49)	at Temple (01/20/10)
	.564 (31-55)	at Dayton (2/6/10)
3 PT FIELD GOALS MADE.....	12	RICHMOND (2/28/10)
	11	vs Baylor (11/29/09)
3 PT FG ATTEMPTS.....	32	at Massachusetts (02/03/10)
	29	RICHMOND (2/28/10)
3 PT FG PERCENTAGE.....	.583 (7-12)	vs Marquette (11/26/09)
	.538 (7-13)	at Dayton (2/6/10)
FREE THROWS MADE.....	24	at Wake Forest (01/03/10)
	23	vs Richmond (03/13/10)
	23	FORDHAM (1/31/10)
	23	at Kansas State (12/08/09)
FREE THROW ATTEMPTS.....	43	at Wake Forest (01/03/10)
	40	at Kansas State (12/08/09)
FREE THROW PERCENTAGE.....	.885 (23-26)	vs Richmond (03/13/10)
	.818 (9-11)	MIAMI (OHIO) (12/23/09)
REBOUNDS.....	52	CINCINNATI (12/13/09)
	51	DAYTON (1/16/10)
ASSISTS.....	20	SACRED HEART (11/21/09)
	19	vs Kansas State (03/25/10)
STEALS.....	13	vs Dayton (3/12/10)
	11	at La Salle (1/7/10)
	11	vs Marquette (11/26/09)
BLOCKED SHOTS.....	12	at La Salle (1/7/10)
	11	vs Kansas State (03/25/10)
	11	vs Minnesota (3/19/10)
TURNOVERS.....	21	FORDHAM (1/31/10)
	19	at Wake Forest (01/03/10)
FOULS.....	33	vs Dayton (3/12/10)
	28	CHARLOTTE (1/13/10)
	28	CINCINNATI (12/13/09)

Stats
Xavier High/Low Analysis (as of Apr 29, 2010)
All games

Xavier - GAME LOWS

POINTS.....	56	at Kansas State (12/08/09)
	61	vs Marquette (11/26/09)
	64	vs Baylor (11/29/09)
	65	at Dayton (2/6/10)
	65	vs Minnesota (3/19/10)
FIELD GOALS MADE.....	15	at Kansas State (12/08/09)
	21	at Dayton (2/6/10)
	21	vs Dayton (3/12/10)
FIELD GOAL ATTEMPTS.....	45	YOUNGSTOWN STATE (11/13/09)
	47	KENT STATE (12/4/09)
FIELD GOAL PERCENTAGE.....	.294 (15-51)	at Kansas State (12/08/09)
	.343 (23-67)	vs Minnesota (3/19/10)
3 PT FIELD GOALS MADE.....	3	vs Dayton (3/12/10)
	4	RHODE ISLAND (1/23/10)
	4	at Florida (2/13/10)
3 PT FG ATTEMPTS.....	11	at Butler (12/19/09)
	11	at Saint Louis (2/24/10)
3 PT FG PERCENTAGE.....	.200 (3-15)	vs Dayton (3/12/10)
	.200 (4-20)	at Florida (2/13/10)
FREE THROWS MADE.....	5	at Butler (12/19/09)
	6	vs Marquette (11/26/09)
FREE THROW ATTEMPTS.....	10	at Butler (12/19/09)
	10	at Saint Louis (2/24/10)
FREE THROW PERCENTAGE.....	.500 (5-10)	at Butler (12/19/09)
	.524 (11-21)	vs Baylor (11/29/09)
REBOUNDS.....	21	at Butler (12/19/09)
	24	at Dayton (2/6/10)
ASSISTS.....	6	at Kansas State (12/08/09)
	7	at Saint Louis (2/24/10)
	7	RICHMOND (2/28/10)
	7	vs Dayton (3/12/10)
STEALS.....	3	BOWLING GREEN (11/17/09)
	3	at Massachusetts (02/03/10)
BLOCKED SHOTS.....	0	FORDHAM (1/31/10)
	1	at Kansas State (12/08/09)
	1	at Temple (01/20/10)
	1	at Dayton (2/6/10)
	1	at Charlotte (02/20/10)
TURNOVERS.....	6	vs Minnesota (3/19/10)
	7	at Florida (2/13/10)
	7	vs Pittsburgh (3/21/10)
FOULS.....	9	at La Salle (1/7/10)
	11	KENT STATE (12/4/09)

Stats
Xavier High/Low Analysis (as of Apr 29, 2010)
All games

Opponent - GAME LOWS

POINTS.....	50	DUQUESNE (01/28/10)
	52	SAINT JOSEPH'S (2/17/10)
	54	vs Minnesota (3/19/10)
	56	at Fordham (3/3/10)
	57	YOUNGSTOWN STATE (11/13/09)
	57	BOWLING GREEN (11/17/09)
FIELD GOALS MADE.....	17	FORDHAM (1/31/10)
	19	DUQUESNE (01/28/10)
	19	vs Minnesota (3/19/10)
FIELD GOAL ATTEMPTS.....	49	at Butler (12/19/09)
	49	at Temple (01/20/10)
	49	FORDHAM (1/31/10)
FIELD GOAL PERCENTAGE.....	.306 (19-62)	vs Minnesota (3/19/10)
	.328 (19-58)	DUQUESNE (01/28/10)
3 PT FIELD GOALS MADE.....	1	YOUNGSTOWN STATE (11/13/09)
	1	LSU (12/29/09)
	1	SAINT JOSEPH'S (2/17/10)
3 PT FG ATTEMPTS.....	10	at Wake Forest (01/03/10)
	10	at Temple (01/20/10)
3 PT FG PERCENTAGE.....	.053 (1-19)	SAINT JOSEPH'S (2/17/10)
	.071 (1-14)	LSU (12/29/09)
FREE THROWS MADE.....	4	BOWLING GREEN (11/17/09)
	4	at La Salle (1/7/10)
	4	RICHMOND (2/28/10)
FREE THROW ATTEMPTS.....	6	at La Salle (1/7/10)
	6	RICHMOND (2/28/10)
FREE THROW PERCENTAGE.....	.308 (4-13)	BOWLING GREEN (11/17/09)
	.455 (10-22)	CINCINNATI (12/13/09)
REBOUNDS.....	17	SAINT JOSEPH'S (2/17/10)
	26	BOWLING GREEN (11/17/09)
	26	DUQUESNE (01/28/10)
ASSISTS.....	7	FORDHAM (1/31/10)
	8	at Fordham (3/3/10)
STEALS.....	1	vs Creighton (11/27/09)
	2	vs Minnesota (3/19/10)
BLOCKED SHOTS.....	0	BOWLING GREEN (11/17/09)
	1	YOUNGSTOWN STATE (11/13/09)
	1	KENT STATE (12/4/09)
	1	at Florida (2/13/10)
TURNOVERS.....	6	at Saint Louis (2/24/10)
	7	BOWLING GREEN (11/17/09)
	7	at Massachusetts (02/03/10)
FOULS.....	12	at Temple (01/20/10)
	13	SAINT JOSEPH'S (2/17/10)