

PEPPERDINE™

2011-12 MEN'S BASKETBALL MEDIA ALMANAC



PEPPERDINE MEN'S BASKETBALL 2011-12

2011-12 MEDIA ALMANAC

Note to the media: Pepperdine University stopped printing traditional media guides following the 2009-10 season. This media almanac, which includes coach and player biographies, season and career statistics and the program's history and records book, is being produced online to assist the media in lieu of the traditional guide.

PEPPERDINE UNIVERSITY

Location	Malibu, Calif. 90263
Founded	1937 (Malibu Campus in 1972)
Enrollment	8,000 total/3,000 undergraduate
Colors	Blue, Orange and White
Affiliation	NCAA Division I
Conference	West Coast Conference
President	Andrew K. Benton
Athletic Director	Dr. Steve Potts
Athletic Department Phone.....	(310) 506-4150
Ticket Office Phone	(866) WAVE-TIX
Home Arena	Firestone Fieldhouse
Capacity	3,104
Opened	1973

COACHING STAFF

Head Coach.....	Marty Wilson (first season*)
Alma Mater	Pepperdine '89
Record at School	first season*
Career Record	first season*
Associate Head Coach.....	Mark Amaral (first season)
Alma Mater	College of Idaho '90
Assistant Coach.....	Bryant Moore (first season)
Alma Mater	Texas Tech '93
Assistant Coach.....	Damin Lopez (fourth season)
Alma Mater	Pepperdine '94
Director of Basketball Operations.....	John Impelman
Graduate Assistant/Video Coordinator	Matt Levy
Office Phone	(310) 506-4161

* Wilson was an assistant or associate head coach at Pepperdine for a total of nine seasons over two different periods of time before becoming head coach. During the 1995-96 season, Wilson was the interim head coach for Pepperdine's final 13 games.

MEN'S BASKETBALL HISTORY

First Year	1938-39
All-Time Record	1,130-955 (73 seasons)
All-Time WCC Record	389-375 (56 seasons)
Regular-Season Titles	12 (last in 2002)
Tournament Titles	3 (last in 1994)
NCAA Tournament Appearances.....	13
Last in	2002

TEAM INFORMATION

2010-11 Overall Record.....	12-21
2010-11 Conference Record	5-9 (6th)
2010-11 Postseason.....	WCC Tournament quarterfinals (1-1)
Starters Returning/Lost.....	4/1*
Letterwinners Returning/Lost.....	10/6*
Redshirts Returning.....	0
Newcomers (Freshmen/Transfers/Walk-Ons)	6 (3/2/1)

ATHLETIC COMMUNICATIONS

Director/MBKB Contact	Roger Horne
Office Phone	(310) 506-4455
Cell Phone	(805) 279-4551
E-Mail.....	roger.horne@pepperdine.edu
Assistant	Dena Meiste
Assistant	Rachel Caton
Assistant	Jordan Holm
SID Mailing Address	24255 Pacific Coast Hwy, Malibu, CA 90263
Press Row Phone.....	(310) 456-5050
Website.....	www.pepperdinesports.com
Twitter	@pepperdinewaves and @peppbasketball

2011-12 SCHEDULE

DATE	DAY	OPPONENT	SITE
Nov. 5	Saturday	Occidental (exhibition)	Malibu, Calif.
Nov. 12	Saturday	Pomona-Pitzer	Malibu, Calif.
Nov. 15	Tuesday	Arizona State	Tempe, Ariz.
Nov. 19	Saturday	CSU Bakersfield	Bakersfield, Calif.
Nov. 21	Monday	Central Michigan	Malibu, Calif.
Nov. 26	Saturday	Texas-San Antonio	San Antonio, Texas
Nov. 28	Monday	UCLA	Los Angeles, Calif.
Dec. 3	Saturday	Hawaii	Malibu, Calif.
Dec. 7	Wednesday	Northern Arizona	Flagstaff, Ariz.
Dec. 10	Saturday	Cal State Northridge	Malibu, Calif.
Dec. 18	Sunday	Montana State	Malibu, Calif.
Dec. 22	Thursday	# Washington State	Seattle, Wash.
Dec. 29	Thursday	* San Francisco	Malibu, Calif.
Dec. 31	Saturday	* Saint Mary's	Malibu, Calif.
Jan. 5	Thursday	* Gonzaga	Spokane, Wash.
Jan. 7	Saturday	* Portland	Portland, Ore.
Jan. 12	Thursday	* Loyola Marymount	Malibu, Calif.
Jan. 14	Saturday	* San Francisco	San Francisco, Calif.
Jan. 19	Thursday	* Saint Mary's	Moraga, Calif.
Jan. 21	Saturday	* Brigham Young	Malibu, Calif.
Jan. 26	Thursday	* San Diego	San Diego, Calif.
Jan. 28	Saturday	* Santa Clara	Malibu, Calif.
Feb. 2	Thursday	* Loyola Marymount	Los Angeles, Calif.
Feb. 4	Saturday	* Gonzaga	Malibu, Calif.
Feb. 9	Thursday	* San Diego	Malibu, Calif.
Feb. 11	Saturday	* Brigham Young	Provo, Utah
Feb. 16	Thursday	Seattle	Seattle, Wash.
Feb. 18	Saturday	* Portland	Malibu, Calif.
Feb. 23	Thursday	* Santa Clara	Santa Clara, Calif.
Feb. 29-	Wed.-	Zappos.com	Las Vegas, Nev.
Mar. 5	Mon.	WCC Tournament	

Go to pepperdinesports.com for updated game times & TV coverage.
Home games in **bold** at Firestone Fieldhouse.
* West Coast Conference game
Cougar Hardwood Classic (KeyArena in Seattle, Wash.)

TABLE OF CONTENTS

PART I — 2011-12 SEASON	
Quick Facts/Schedule.....	2
Rosters	3-4
Preseason Notes/Season Outlook	5-7
Coaching Staff	8-13
Student-Athletes	14-49
2010-11 Statistics	50-55
PART II — RECORDS BOOK	
Quick Facts.....	3
History of Pepperdine Basketball	4-5
Year-by-Year Records	6-7
Postseason.....	10-21
Players.....	22-30
Statistics & Records	31-47
All-Time Results	48-63
Pro Basketball	64-66
Firestone Fieldhouse	67-68

PEPPERDINE MEN'S BASKETBALL 2011-12

2011-12 ROSTER

ALPHABETICAL

No.	Name	Pos.	Ht.	Wt.	Yr.	Exp.	Hometown (High School/Last School)
1	Jordan Baker	G	6-4	185	Fr.	HS	Tempe, Ariz. (Tempe HS)
11	Richard Branning #	G	6-2	175	Sr.	3V	Menlo Park, Calif. (Menlo-Atherton HS)
41	Taylor Darby	F	6-8	230	Sr.	3V	San Marcos, Calif. (Mission Hills HS)
50	Moriba De Freitas	F	6-9	220	Jr.	JC	Bon Air Gardens, Trinidad (Trinity College East/Williston State JC)
24	Ramon Eaton	F	6-8	200	Fr.	HS	Sacramento, Calif. (Sheldon HS)
21	Hector Harold	F	6-7	210	So.	1V	Pasadena, Calif. (Northfield Mount Hermon School)
20	Lorne Jackson	G	6-2	205	Sr.	3V	Simi Valley, Calif. (Simi Valley HS)
10	Joshua Lowery	G	6-3	200	Jr.	2V	Phoenix, Ariz. (Desert Vista HS)
55	Jan Maehlen	C	7-0	300	So.	1V	Tucson, Ariz. (Ironwood Ridge HS)
33	Don Martin #	G	6-4	205	Sr.	2V	Gladstone, Mo. (Oak Park HS)
44	Corbin Moore	C	6-10	235	Sr.	3V	Cypress, Calif. (Los Alamitos HS)
34	Manny Ochenje	F	6-9	205	Fr.	HS	Abuja, Nigeria (Brehm Prep)
2	Dominic Redix #	G	6-0	185	So.	HS	Apple Valley, Calif. (Granite Hills HS)
31	Nikolas Skouen	G	6-4	190	So.	JC	Bergen, Norway (Olsvikasen HS/Pratt CC)
14	Dane Suttle Jr.	G/F	6-6	215	Sr.	3V	Los Angeles, Calif. (Westchester HS/Summit College Prep)
23	Caleb Willis	G	6-2	220	Jr.	2V	Stockbridge, Ga. (Stockbridge HS)

NUMERICAL

No.	Name	Pos.	Ht.	Wt.	Yr.	Exp.	Hometown (High School/Last School)
1	Jordan Baker	G	6-4	185	Fr.	HS	Tempe, Ariz. (Tempe HS)
2	Dominic Redix #	G	6-0	185	So.	HS	Apple Valley, Calif. (Granite Hills HS)
10	Joshua Lowery	G	6-3	200	Jr.	2V	Phoenix, Ariz. (Desert Vista HS)
11	Richard Branning #	G	6-2	175	Sr.	3V	Menlo Park, Calif. (Menlo-Atherton HS)
14	Dane Suttle Jr.	G/F	6-6	215	Sr.	3V	Los Angeles, Calif. (Westchester HS/Summit College Prep)
20	Lorne Jackson	G	6-2	205	Sr.	3V	Simi Valley, Calif. (Simi Valley HS)
21	Hector Harold	F	6-7	210	So.	1V	Pasadena, Calif. (Northfield Mount Hermon School)
23	Caleb Willis	G	6-2	220	Jr.	2V	Stockbridge, Ga. (Stockbridge HS)
24	Ramon Eaton	F	6-8	200	Fr.	HS	Sacramento, Calif. (Sheldon HS)
31	Nikolas Skouen	G	6-4	190	So.	JC	Bergen, Norway (Olsvikasen HS/Pratt CC)
33	Don Martin #	G	6-4	205	Sr.	2V	Gladstone, Mo. (Oak Park HS)
34	Manny Ochenje	F	6-9	205	Fr.	HS	Abuja, Nigeria (Brehm Prep)
41	Taylor Darby	F	6-8	230	Sr.	3V	San Marcos, Calif. (Mission Hills HS)
44	Corbin Moore	C	6-10	235	Sr.	3V	Cypress, Calif. (Los Alamitos HS)
50	Moriba De Freitas	F	6-9	220	Jr.	JC	Bon Air Gardens, Trinidad (Trinity College East/Williston State JC)
55	Jan Maehlen	C	7-0	300	So.	1V	Tucson, Ariz. (Ironwood Ridge HS)

walk-on

COACHING STAFF

Head Coach: Marty Wilson, first season (Pepperdine '89)

Associate Head Coach: Mark Amaral, first season (College of Idaho '90)

Assistant Coach: Bryant Moore, first season (Texas Tech '93)

Assistant Coach: Damin Lopez, fourth season (Pepperdine '94)

Director of Basketball Operations: John Impelman, first season (Occidental '08)

Graduate Assistant/Video Coordinator: Matt Levy, second season (Indiana '10)

PRONUNCIATIONS

Moriba De Freitas — more-EE-bah deh-FRAY-tuss

Jan Maehlen — YON MAY-linn

Manny Ochenje — oh-CHEN-gee

Nikolas Skouen — SKAU-en

PEPPERDINE MEN'S BASKETBALL 2011-12

2011-12 WAVES



#1 • JORDAN BAKER



#2 • DOMINIC REDIX



#10 • JOSHUA LOWERY



#11 • RICHARD BRANNING




#14 • DANE SUTTLE JR.



#20 • LORNE JACKSON



#21 • HECTOR HAROLD



#23 • CALEB WILLIS



#24 • RAMON EATON



#31 • NIKOLAS SKOUEEN



#33 • DON MARTIN



#34 • MANNY OCHENJE



#41 • TAYLOR DARBY



#44 • CORBIN MOORE



#50 • MORIBA DE FREITAS



#55 • JAN MAEHLLEN

PEPPERDINE MEN'S BASKETBALL 2011-12

2011-12 PRESEASON NOTES

- The **Marty Wilson** era begins at Pepperdine, as the long-time assistant takes over as a full-time head coach for the first time. He was an assistant for 21 years, including nine for the Waves (the last three as associate head coach).
- But, this isn't the first time that Wilson has been in charge on the Pepperdine sideline. He was the interim head coach for the final 13 games of the 1995-96 season (which included an upset win over a Steve Nash-led Santa Clara team in the first round of the WCC Tournament). And, during the 2010-11 season, he took over for the Waves' road game at Gonzaga when Tom Asbury was dealing with a family emergency.
- Wilson is one of six former Pepperdine student-athletes currently serving as a head coach of one of the Waves' athletic programs.
- Wilson is the Waves' most active coach on Twitter. He can be followed at @MartyWilson4.
- The Waves made a big step forward last season in their efforts to restore the program to its past levels of success. Their 12 victories were the most since the 2004-05 season. They reached the 10-win mark for the first time since 2007-08. Pepperdine's five WCC wins equalled the most amount of conference wins over the previous five seasons. At 4-3, the Waves earned their first winning record in home WCC games since 2005.
- Pepperdine's 2011-12 team took a significant hit when senior guard **Lorne Jackson** underwent surgery on July 18 to repair a torn anterior cruciate ligament in his right knee. Jackson is expected to redshirt this season and finish his career in 2012-13.
- Jackson would have been the team's top returning scorer at 13.2 points per game. He was one of the WCC's most improved players over the last few years, as he averaged 6.6 ppg as a freshman and 8.1 as a sophomore. During WCC games in 2011, he averaged 16.6 points, third-best in the conference, and he earned All-WCC honorable mention notice. When he returns, he'll need just 111 points to become Pepperdine's 37th player to reach the 1,000-point milestone.
- With Jackson, the Waves would return 53.4% of their scoring (1,222/2,289), 55.9% of their rebounding (583/1,043), 66.2% of their assists (270/408), 43.3% of their blocked shots (42/97), 62.7% of their steals (121/193) and 59.8% of the minutes played (3,977/6,650).
- Without Jackson, those figures drop to 34.4% of the scoring (787/2,289), 46.7% of the rebounding (487/1,043), 42.6% of the assists (174/408), 38.1% of the blocked shots (37/97), 35.8% of the steals (69/193) and 46.2% of the minutes played (3,075/6,650).
- Of the five players that started the most season, four return (including Jackson). A total of 10 letterwinners are back (the third straight season Pepperdine has had double-digits in returnees).
- After Jackson, Pepperdine's most experienced returning player (and leading returning scorer) is senior forward **Taylor Darby**. He's played in all 96 games the past three seasons and has started 82. He's finished ninth, ninth and 14th in the WCC in rebounding the past three seasons. In 2010-11, he posted a career-high 7.7 points per game to go with 5.5 rebounds per game. Darby was a team co-captain last season.
- Both Darby and senior center **Corbin Moore** have appeared in 96 games the past three years and should break into the Waves' all-time top 10 this season for games played.
- Senior guard/forward **Dane Suttle Jr.** ranks ninth all-time at Pepperdine with a career three-point field goal percentage of 37.9%.
- Pepperdine's three freshmen each come in with impressive accolades. **Jordan Baker** was a Parade All-American third teamer and the Gatorade state player of the year in Arizona after averaging 27.3 ppg. **Ramon Eaton**, who has been compared to Lamar Odom, was ranked among the nation's top five recruits by Hoop Scoop prior to entering high school and was a Long Beach Press-Telegram Best in the West third teamer. **Manny Ochenje** was once rated as the top recruit in the state of Illinois and is Hoop Scoop's #124 overall player.
- The Waves have four foreign-born players: **Moriba De Freitas** (Trinidad), **Jan Maehlen** (Germany), Ochenje (Nigeria) and **Nikolas Skouen** (Norway). Skouen was playing with the Norwegian National Team this summer before arriving at Pepperdine.
- Pepperdine's academic performance has improved tremendously the past several years. In 2010-11, four Waves made the NABC Honors Court, three were WCC All-Academic first teamers and four were Pepperdine Scholar-Athletes.

PEPPERDINE MEN'S BASKETBALL 2011-12

2011-12 SEASON OUTLOOK

It's a season of change for the Pepperdine men's basketball team, starting right at the top as **Marty Wilson** takes over the program's reins in 2011-12.

The Pepperdine alum and long-time assistant coach joined Tom Asbury's staff as its associate head coach more than three years ago with the intention that he would become head coach when Asbury decided to retire. His apprenticeship over, Wilson is ready to help continue the Waves' upward trend that began following Asbury's return. Progress has been steady, as last season's team posted 12 victories, the program's most since 2004-05.

For the third straight year, Pepperdine will have returning players numbering in double-digits. But change will inevitably come on the floor, as new scorers will need to emerge to replace a lot of points that won't be available to the Waves in 2011-12.

Two of the top 20 scorers in Pepperdine history, Mychel Thompson (graduation) and Keion Bell (transfer) aren't back. Then, the Waves suffered a major blow when their top returning scorer and All-WCC honorable mention selection, senior guard **Lorne Jackson** (Simi Valley, Calif./Simi Valley HS), suffered a knee injury during the summer that caused him to have surgery and is likely to force him to redshirt the upcoming season.

Without Jackson, the Waves that are back account for only a little more than a third of last year's scoring. In Wilson's mind, that just means more opportunities for his veterans to take another step forward and for his young players to prove themselves.

"With or without Lorne, it's going to be an adjustment for all of our guys," he said. "We want to give them the freedom and the opportunity to make plays, as long as it's within the confines of our offense and our philosophy. I expect us to score more in the paint, whether it's our bigs or our guards. We have to have a better balance so that we don't have to rely on our perimeter like we have in the past."

The on-court philosophy won't change entirely from what the Waves have done in the past, but Wilson will look to put his own stamp on the program.

"We want to pick up the tempo," said Wilson, who hired associate head coach **Mark Amaral** and assistant coach **Bryant Moore** during the offseason while fourth-year assistant **Damin Lopez** remains on staff. "I think we'll have enough depth at each position where we can play a number of guys and hopefully go deep into our bench. But we have to take care of the ball if we want to play fast. I'm not a big fan of playing fast when you're turning the ball over.

"We'll run some of the same things offensively, with some new variations and wrinkles. I'm a big believer in some of the stuff we ran with Coach Asbury because it has been successful. But it's not just what you run, it's how you run it. The sticking point is running things sharp, moving the ball, hitting the open man."

That begins at point guard, where the Waves have plenty of options. Last year's starter was 6-foot-3 junior **Joshua Lowery** (Phoenix, Ariz./Desert Vista HS). He was backed up by 6-foot-2 junior **Caleb Willis**, and new to the mix is heralded 6-foot-4 freshman **Jordan Baker** (Tempe, Ariz./Tempe HS).

Lowery increased his output from 1.8 points and 0.7 assists as a freshman to 5.6 points and 2.8 assists as a sophomore, and those numbers may be expected to increase again this season. Willis hasn't played as much in a reserve role, but could see his minutes rise. Baker earned Parade All-American third team honors (the only WCC recruit to earn a spot on the first three teams) and was Arizona's Gatorade State Player of the Year after averaging 27.3 points as a senior.

"Josh is a veteran who played valuable minutes last year," Wilson said. "I expect a lot more out of him in terms of production and leadership. Hopefully we can challenge Caleb to do more and to give him more opportunities. I hope with both of those guys sharing time, it will allow us to blend Jordan in where he can grow without having to be thrown to the wolves. But eventually, he will play a lot as a freshman."

Lowery or Baker could also see time on the wing, where the Waves also boast a veteran in 6-foot-6 senior **Dane Suttle Jr.** (Los Angeles, Calif./Westchester HS/Summit College Prep), a promising youngster in 6-foot-7 sophomore **Hector Harold** (Pasadena, Calif./Northfield Mount Hermon School) and two exciting newcomers in 6-foot-8 freshman **Ramon Eaton** (Sacramento, Calif./Sheldon HS) and 6-foot-4 sophomore **Nikolas Skouen** (Bergen, Norway/Pratt CC).

Suttle was having an outstanding showing during non-conference play as a sophomore but an ankle injury diminished his play as the WCC season began. He spent last year still trying to get back to his old self, but he's an outstanding three-point shooter whose career percentage of 37.9% ranks ninth all-time at Pepperdine. Harold didn't see much playing time as a freshman, but Wilson rates him highly.

PEPPERDINE MEN'S BASKETBALL 2011-12

2011-12 SEASON OUTLOOK

Eaton was one of the top prep players in Northern California last season and was one of six finalists for the area player of the year by the Sacramento Bee. Skouen made 75 three-pointers for Pratt Community College last year and this summer he played for the Norwegian National Team.

"Our main thing is to be consistent from the outside," Wilson said. "These guys need to be able to consistently knock down shots. I'm excited about Niko because that's his trademark. That's what he does well. Dane's made a lot of three-pointers in his career and we need a big senior year out of him. Guys like Hector and Ramon bring something totally different. They're a little bigger, a little more athletic, and they have the ability to create shots for themselves."

Pepperdine's frontcourt begins with a pair of returning starters, 6-foot-8 senior forward **Taylor Darby** (San Marcos, Calif./Mission Hills HS) and 6-foot-10 senior center **Corbin Moore** (Cypress, Calif./Los Alamitos HS). Both have played in all 96 games the past three years, with Darby starting 82 and Moore starting 49.

Darby has been one of the WCC's top rebounders the past three years (ranking ninth, ninth and 14th while posting a career average of 5.9). He increased his scoring output to 7.7 points per game as a junior. With Jackson out, that makes Darby the team's top returning scorer.

Moore also improved his scoring average to 4.5 points last season, and he's averaged 3.9 rebounds for his career.

"Corbin and Taylor have played quite a few minutes the last three years and we'll lean on them heavily to step up even more," Wilson said. "We'll challenge them to score more, and need them to have the confidence to score more. They'll also be given responsibilities as leaders. We need a physical presence down low. We need to be tougher physically, and that starts on the front line, and it starts with those two veterans."

They'll have help, however, including sophomore center **Jan Maehlen** (Tucson, Ariz./Ironwood Ridge HS). The 7-footer has continued to improve his conditioning and has slimmed down more than 50 pounds since first enrolling at Pepperdine. He didn't play a great deal as a freshman but that could change as he develops.

Also, the Waves brought in a pair of new big men in 6-foot-9 **Manny Ochenje** (Abuja, Nigeria/Brehm Prep) and 6-foot-9 **Moriba De Freitas** (Bon Air Gardens, Trinidad/Williston State JC). Ochenje was one of the top recruits in the state of Illinois, while De Freitas showed his muscle at a junior college in North Dakota the last two years and was once a member of Trinidad's U-17 National Team.

"I'm excited about the progression by Jan," Wilson said. "As his body has changed for the better, he's getting more and more confident in his ability. Watching him in the spring, and hearing reports about how he did this summer, I think he's going to be able to showcase what he's capable of. The biggest challenge for Moriba and Manny is the physical side of things because they're not the biggest, strongest guys, but what they lack in strength they make up for in quickness and athleticism, and they will create opportunities on their athleticism alone."

Two walk-ons return as well, senior guards **Richard Branning** (Menlo Park, Calif./Menlo-Atherton HS) and **Don Martin** (Gladstone, Mo./Oak Park HS), and a third one joins the team in sophomore guard **Dominic Redix** (Apple Valley, Calif./Granite Hills HS).

The roster of 16 — 10 returners and six newcomers — has Wilson looking forward to his first season in charge.

"We have a lot of returners and we have a great feel of what they're capable of doing," he said. "They know what we expect of them. But what we don't know yet is how they're going to adjust to the changes that we're going to make, offensively and defensively. That's an unknown. So it's hard to say what our expectations are right now. I expect all of our players to work hard and to want to do more, to strive to have better seasons than they had the last three years. If they're consistently buying into that philosophy, we're going to be okay."

HEAD COACH MARTY WILSON

After 21 seasons as an assistant coach, including nine at Pepperdine, Marty Wilson was elevated to the position of head coach of the Waves following the 2010-11 season.

Wilson has compiled an impressive record in Malibu as a student-athlete (1985-89), an assistant coach (1991-96, which included a brief stint as the interim head coach) and as the associate head coach the past three seasons (2009-11).

"I am honored and privileged to be standing here and be named the new head basketball coach at Pepperdine University. I am very thankful to be in this position," said Wilson at his introductory press conference on March 11, 2011. "I want to talk about my vision of building our basketball program back up. It's important for me to build on the foundation that Coach (Tom) Asbury laid when he came back. I know what worked here before, because I lived it. I sat in all the meetings, I was one of those assistants, so I understand the commitment, I understand the desire, I understand the process that we will have to take. And that's a mindset. Our staff is going to focus on the process. We're not just going to focus on trying to win games. We're in the process of building a basketball program. That's very important. We're going to do it the right way."

Excluding interim coaches, Wilson is the 12th men's basketball head coach in Pepperdine history.

During his first six seasons on the Waves' staff, which followed his graduation in 1989, Wilson helped Pepperdine to a 106-72 (.596) record. He began as the restricted-earnings coach before being elevated to full-time status for the 1994-95 season.

With Wilson on the bench, Pepperdine earned bids to the NCAA Tournament in 1991, 1992 and 1994 and made the NIT in 1993. The Waves also won West Coast Conference regular-season titles in 1991, 1992 and 1993 and WCC Tournament titles in 1991, 1992 and 1994.

Following Tom Asbury's departure for Kansas State after the 1993-94 season, Wilson remained on the staff under new head coach Tony Fuller. When Fuller resigned midway through the 1995-96 season, Wilson took over on an interim basis at the age of 28 and directed the Waves to a 3-10 record down the stretch. Most notably, that included an upset of a Steve Nash-led Santa Clara team in the first round of the WCC Tournament.

Wilson left Malibu but stayed in Southern California for the next several years, spending two seasons (1996-97 and 1997-98) as an assistant coach at San Diego, where he was also the recruiting coordinator under head coach Brad Holland.

He spent the next six seasons (1999-2004) at UC Santa Barbara, and was the top assistant for Bob Williams as the Gauchos averaged 18 wins a season during his last three years there. UCSB won the Big West Conference's West Division in 1999, captured the Big West Tournament title and advanced to the NCAA Tournament in 2002 and won the Big West regular-season title and made an appearance in the NIT in 2003.

Prior to his return to Pepperdine, Wilson was an assistant for four seasons (2005-08) at Utah under head coaches Ray Giacoletti and Jim Boylen. During his first season, the Utes went 29-6, won the Mountain West Conference's regular-season title, advanced to the NCAA Tournament's Sweet Sixteen and finished the year ranked 18th nationally by the Associated Press.

He was hired back at Pepperdine in February 2008 as the associate head coach with the intention that he would eventually move into the head coaching position once Asbury retired.

As a player with the Waves, Wilson ended his career in fifth place on the all-time assists list with 342 (he still ranks ninth). Under head coach Jim Harrick, Wilson was a backup point guard in 1984-85 and 1985-86, and the Waves advanced to the NCAA Tournament both seasons. A back injury sidelined Wilson for the entire 1986-87 campaign, but he took over as the starting point guard in 1987-88. Unfortunately, he suffered a season-ending knee injury in the 17th game of the season, though the Waves still advanced to the NIT.

Asbury took over as head coach in 1988-89, and Wilson's extensive rehabilitation paid off as he returned to the starting lineup as a senior and led the Waves to a 20-13 record and the second round of the NIT. The Waves posted a record of 97-58 (.626) during his five seasons as a student-athlete.



PEPPERDINE MEN'S BASKETBALL 2011-12

HEAD COACH MARTY WILSON

Wilson graduated from Pepperdine in 1989 with a bachelor's degree in communications. In the year between his graduation and his return to Pepperdine as an assistant coach, Wilson tried out for the Continental Basketball Association and was an assistant coach at Simi Valley High School.

A native of Pacoima, Calif., Wilson was a prep standout at Simi Valley High School. He was named the Marmonte League's Most Valuable Player as a 1983-84 senior. One of his teammates was future UCLA and NBA standout Don MacLean.

Wilson once ran a free basketball camp in his hometown for around 100 under-privileged kids each summer.

His actual first name is Lamar (Marty was a childhood nickname given to him by a sister). He and his wife, Mayra, have a daughter, Jessica, and a son, Jalon.

WILSON'S CAREER COACHING RECORD

Year	School	Position	Overall	Conf.	Finish	Postseason
1990-91	Pepperdine	Assistant Coach	22-9	13-1	1st WCC	NCAA First Round
1991-92	Pepperdine	Assistant Coach	24-7	14-0	1st WCC	NCAA First Round
1992-93	Pepperdine	Assistant Coach	23-8	11-3	1st WCC	NIT
1993-94	Pepperdine	Assistant Coach	19-11	8-6	T-2nd WCC	NCAA First Round
1994-95	Pepperdine	Assistant Coach	8-19	4-10	T-6th WCC	--
1995-96	Pepperdine	* Assistant Coach	10-18	2-12	8th WCC	--
1996-97	San Diego	Assistant Coach	17-11	8-6	T-4th WCC	--
1997-98	San Diego	Assistant Coach	14-14	5-9	7th WCC	--
1998-99	UC Santa Barbara	Assistant Coach	15-13	12-4	1st BWC/West	--
1999-00	UC Santa Barbara	Assistant Coach	14-14	10-6	2nd BWC/West	--
2000-01	UC Santa Barbara	Assistant Coach	13-15	9-7	4th BWC	--
2001-02	UC Santa Barbara	Assistant Coach	20-11	11-7	3rd BWC	NCAA First Round
2002-03	UC Santa Barbara	Assistant Coach	18-14	14-4	1st BWC	NIT
2003-04	UC Santa Barbara	Assistant Coach	16-12	10-8	3rd BWC	--
2004-05	Utah	Assistant Coach	29-6	13-1	1st MWC	NCAA Regional Semifinal
2005-06	Utah	Assistant Coach	14-15	6-10	6th MWC	--
2006-07	Utah	Assistant Coach	11-19	6-10	T-6th MWC	--
2007-08	Utah	Assistant Coach	18-15	7-9	6th MWC	CBI
2008-09	Pepperdine	Associate Head Coach	9-23	5-9	6th WCC	--
2009-10	Pepperdine	Associate Head Coach	7-24	3-11	T-6th WCC	--
2010-11	Pepperdine	Associate Head Coach	12-21	5-9	6th WCC	--

* served as interim head coach for the final 13 games of the 1995-96 season (3-10).

21 Years as a College Coach: 333-299 (.527)

9 Years at Pepperdine: 134-140 (.489)

ASSOCIATE HEAD COACH MARK AMARAL

A veteran coach who is well-respected on the West Coast, Mark Amaral joins the Pepperdine men's basketball program as its associate head coach heading into the 2011-12 season.

"I have such great respect for Marty Wilson as a person, a friend and as a coach," said Amaral at his hiring in March 2011. "I go back with him to our days at UCSB together. The thing I'm most excited about is to help resurrect the tradition and the successful history that Pepperdine basketball has achieved in the past. I'm honored that Marty would give me the opportunity to help him do that, and I'm very appreciative."

Amaral is heading into his 12th season as a Division I coach, and he was most recently the associate head coach at Cal Poly for two seasons. Prior to that, he was an assistant coach at Colorado State for two seasons and at UC Santa Barbara for seven (where he and Wilson were fellow assistants on the UCSB coaching staff for four years).

"I am excited to have Coach Amaral join our Waves basketball family," Wilson said. "My relationship with Mark goes back more than 11 years when we worked together at UC Santa Barbara. He brings a wealth of recruiting and coaching experience that will immediately impact our program. He is a great family man and will fit in very well with the Pepperdine and Malibu community."

At Cal Poly, where he was in charge of scheduling, offensive structure and scouting, Amaral helped the Mustangs tie program records in 2010-11 for most Big West Conference wins (10), best finish in the Big West (second) and best seeding at the Big West Tournament (#2).


Amaral served as Colorado State's recruiting coordinator while coaching its post players in 2007-08 and 2008-09.

During his seven seasons (2001-07) as an assistant coach at UC Santa Barbara under Bob Williams, the Gauchos went 111-95 overall. UCSB won its first-ever Big West Conference Tournament title in 2002 and advanced to the NCAA Tournament. In 2003, the Gauchos won the Big West regular-season title and played in the NIT. He also handled recruiting coordinator duties in Santa Barbara.

Amaral's head coaching experience consists of three successful seasons at Peninsula College, a junior college located in Port Angeles, Wash. The program had been dormant for 17 years before Amaral resurrected the team in 1997-98. The team posted a winning record in just his second year and then in his third and final season, the Pirates recorded a program-record 28 wins and won the 2000 NWAACC Northern Division title.

Amaral was named the 2000 NWAACC Northern Division Coach of the Year and posted a three-year record of 58-31 (.652) at Peninsula.

In addition to his coaching duties at Peninsula, he also served as a physical education instructor and a community and high school relations coordinator.



Amaral got his start in coaching at the NAIA level in the early to mid-'90s, working as an assistant at Carroll College for two seasons, Lewis-Clark State for one and Montana Tech for three.

A native of Santa Clara, Calif., Amaral spent two seasons at West Valley College in Saratoga, Calif., where he played two years of basketball under current Cal State Fullerton head coach Bob Burton. Amaral then went on to play at the College of Idaho, where he helped the Coyotes make the quarterfinals of the NAIA Championships both seasons.

Amaral received his bachelor's degree in business and marketing from the College of Idaho in 1990, and completed a master's degree in physical education from Idaho State in 1994.

He and his wife, Chris, have two sons, Tanner and Landon.

ASSISTANT COACH BRYANT MOORE

Bryant Moore joins the Pepperdine men's basketball program as an assistant coach in 2011-12 and brings professional, collegiate and high school coaching experience to the Waves.

"I am very thankful and blessed to have been given the opportunity to work at Pepperdine," said Moore at his hiring in March 2011. "I want to thank Dr. Steve Potts for allowing this to happen. Marty Wilson and I have a relationship that goes back 10 years ago, when I came with Sheldon High to team camps at UC Santa Barbara a number of times. Our relationship blossomed over the years, and I was very happy when this opportunity presented itself. I have a ton of respect for Marty. He will help me grow personally and professionally, on and off the court."

Moore most recently was a basketball operations assistant at Sacramento State during the 2010-11 season.

"Bryant brings a great amount of experience at all three levels: high school, college and the NBA," Wilson said. "His variety of experiences will positively affect our program on and off the basketball floor. He will also be a great role model for our players."

Prior to Sacramento State, Moore spent five years with the NBA's Cleveland Cavaliers in a variety of roles. During 2009-10, he was the team's player development coordinator. In that position, he was in charge of on-court development, film study with the players and game-plan preparation.

He spent two seasons as the Cavaliers' full-time advance scout, where he was responsible for scouting upcoming opponents, charting plays, play calls, identifying opponents' tendencies and developing personnel reports. From these scouting efforts, he developed a detailed game report for the Cavs' coaching staff and players.

Moore began his work with the Cavaliers as a video coordinator in 2005, and was promoted to scout/video coach in 2006. He was also an assistant coach for the Cavaliers' summer league team for four years, and directed the team's free agent camp in summer 2009.

The Cavaliers made the NBA Playoffs all five of his seasons there, twice had the best record in the Eastern Conference and advanced to the 2007 NBA Finals.

His first college coaching position was as an assistant coach at UC Riverside during the 2004-05 season under the Highlanders' long-time head coach John Masi. He began his coaching career under Scott Gradin at Sheldon High School in Sacramento, Calif., where he was an assistant coach for four seasons (2001-04). Sheldon had two City Players of the Year during Moore's time there, including DeMarcus Nelson, who went on to play at Duke and in the NBA.



A native of San Diego, Calif., Moore first attended Mesa (Ariz.) Community College, where he played for Tom Bennett. He then transferred to Texas Tech, where he was a two-year starter on the basketball team (1990-91 and 1991-92) for coaches Gerald Myers and James Dickey. Despite playing just two seasons, Moore left the school ranked #4 all-time in career assists with 335. He set the school record for assists in a season twice, first recording 156 as a junior and then 179 as a senior, and also set a single-season record for steals with 55 as a senior (both records have since been broken).

He graduated from Texas Tech in 1993 with a degree in communications. He spent nearly 10 years in private business working for Oral-B and Bayer Pharmaceuticals.

At the age of 23, Moore took custody of his younger brother, Matthew Thaxton, and raised him from the age of 12.

ASSISTANT COACH DAMIN LOPEZ

Former Pepperdine standout Damin Lopez will be in his fourth season as an assistant coach with the Waves in 2011-12.

This is Lopez' first college coaching position. He was previously the associate head coach at perennial powerhouse St. Mary's High School in Phoenix, Ariz., and also worked in the business world.

"I am very excited and thankful to Dr. Andrew Benton, Dr. John Watson and Coach Asbury for this wonderful opportunity," said Lopez at his hiring in March 2008. "Having the chance to coach at the collegiate level is special, but to go back to my alma mater is indescribable. I am truly touched and looking forward to doing whatever I can to restore the Pepperdine tradition that so many are accustomed to experiencing."

"I'm extremely pleased to have Damin join my staff," said former coach Tom Asbury at the time of Lopez' hiring. "He comes from a basketball family and grew up with the game so he's very knowledgeable. He has an excellent understanding of my system and the process of how we will do things. As a player he was an overachiever, and pound-for-pound he was the most fundamentally sound player I've ever coached. If he had been 6-foot-2, he would have played in the NBA for 15 years. Damin will do an excellent job for us."

Lopez has remained with the Waves' staff after Marty Wilson was promoted to head coach.

"My relationship with Coach Lopez goes back more than 20 years when he was a player here," Wilson said. "Damin's experience as a student-athlete at Pepperdine and the success that he enjoyed here as a player will continue to be a great resource to our current players. His passion for Pepperdine will also help us build this program back up."

While assisting his father David at St. Mary's High School, the Lopez family developed the school into one of the premier programs in the state. St. Mary's has sent several players to college and the pros, most notably Channing Frye (Arizona/Phoenix Suns) and Jerryd Bayless (Arizona/Toronto Raptors).

In the 12 seasons that Damin was part of the St. Mary's staff, the school won the state title in 2001 and was part of five Final Fours and nine Elite Eights while winning or sharing the Desert Valley Region title seven times. The school competed in the largest school classification (5A) despite having an enrollment of only 800.

Lopez spent five seasons (1990-94) at Pepperdine while Asbury was the head coach. Lopez was the starting point guard his final three years and still ranks second all-time in three-pointers made (239) and seventh all-time in assists (363) at Pepperdine. He holds the school's records for three-pointers in a game (nine) and for percentage in a season (.472 in 1991-92). He was named to the All-WCC first team as a senior and was honorable mention as a sophomore. He also made the All-WCC Tournament team as a junior and senior.


He played in four games during the 1989-90 season before breaking a hand and taking a medical redshirt year. The Waves went to the postseason each of the next four seasons with Lopez back in the lineup, including the NCAA Tournament in 1991, 1992 and 1994 and the NIT in 1993. The Waves won three WCC regular-season titles and three WCC Tournaments during his tenure.

He graduated from Pepperdine in 1994 with a degree in business administration. He went on to have a brief stint in the Phoenix Suns' rookie camp and with the Mexico City Aztecas of the Continental Basketball Association.

Outside of basketball, Lopez has served as a partner in Julio César Chávez Enterprises, a commercial retail development firm, and was the president/managing partner of Grupo Ñ Advertising, a full-service advertising firm specializing in Hispanic marketing.

Lopez played for his father at Apollo High School in Glendale, Ariz. As a 1988-89 senior he was named the Arizona Player of the Year by the Phoenix Gazette and the co-Player of the Year by the Arizona Republic after averaging 27.6 points.

He currently resides in Calabasas with his daughter, Isabella Faith.



PEPPERDINE MEN'S BASKETBALL 2011-12

DIR. OF OPERATIONS JOHN IMPELMAN

John Impelman, who previously spent two seasons as the Team Operations Assistant/Video Coordinator for the men's basketball program, has rejoined the team prior to the 2011-12 season as its Director of Operations.

Impelman previously worked with the team in 2008-09 and 2009-10 while he was earning a master's degree in American Studies, which he completed in December 2010.

"I am extremely excited to have John return to the Pepperdine family," said head coach Marty Wilson in March 2011. "John is a relentless worker and has great passion and energy that will allow him to be successful. His family's basketball roots are very valuable to building and cultivating relationships that will positively help build our basketball program."

This past year, Impelman worked as the Director of Operations at Double Pump Inc. in Northridge, Calif. Double Pump is widely known as running some of the premier club basketball teams and tournaments in the nation. Since 2007, Double Pump has had more than 70 Division I scholarship players and seven NBA first-round draft picks come through its program.

Impelman graduated from Occidental in May 2008 with a degree in sociology. He was a four-year letterman who was part of squads that won SCIAC titles in 2007 and 2008 and went to three NCAA Division III Tournaments.

He has worked at several local camps for many years, including as a coach at Tom Asbury's and Ben Howland's camps in 2009 and at the Pacific Coast Basketball Camp from 2003-08. He was a camp counselor for the Double Pump West Coast All-Star Camp in 2009, and helped manage one of the sites of the Double Pump Best of Summer Tournament, a major summer club competition.

A native of Huntington Beach, Calif., he attended Ocean View High School. His father, Craig Impelman, was an assistant coach at Pepperdine for two seasons (1979-80 and 1980-81) along with Asbury under Jim Harrick. His great-grandfather is UCLA coaching legend John Wooden.



GRADUATE ASSISTANT MATT LEVY

Matt Levy, a recent graduate of Indiana University and a Southern California native, is in his second season on the Pepperdine men's basketball staff as its graduate assistant/video coordinator in 2011-12.

Levy is working on a master's degree in American Studies at Pepperdine in addition to his basketball duties.

He graduated from Indiana in 2010 with a degree in kinesiology. While there, he served as an assistant coach for both the varsity and junior varsity teams at Bloomington North High School for three seasons and an assistant coach with the eighth-grade team at Jackson Creek Middle School for one season.

Levy was an honors student at Indiana who earned a Browning Scholarship Award and an IU Faculty Award.

He has been a coach at Pepperdine, UCLA and Double Pump basketball camps during previous summers. Levy graduated from Chaminade College Preparatory in West Hills, Calif., in 2005.



PEPPERDINE MEN'S BASKETBALL 2011-12

JORDAN BAKER

#1 • G • 6-4 • 185 • FR. • HS • TEMPE, ARIZ.

HIGH SCHOOL: Graduated from Tempe (Ariz.) High School in 2011 ... Played four years on the varsity ... Earned 2010-11 Parade All-American third team honors (the only WCC recruit to earn a spot on the first three teams) ... Named Arizona's Gatorade State Player of the Year as a senior ... Averaged 27.3 points, 5.0 rebounds, 4.5 assists and 2.5 steals while leading Tempe to the Class 4-A Division II state final ... A 2011 East Valley Tribune all-state selection ... Set a school record by scoring 50 points in a win over Seton Catholic High ... Scored 36 points in the state championship game against Tucson Amphitheater ... Named to the Long Beach Press Telegram's 2010 Best in the West honorable mention squad ... Missed most of his junior season after suffering a broken wrist in December 2009, but was averaging 20 points at the time he was hurt ... Had a breakout year as a sophomore, averaging 20 points, five rebounds, four assists, three steals and two blocks ... Named all-state honorable mention and to the All-East Sky Region as a sophomore ... Was a starter as a freshman and averaged 12 points ... Had a rating of 88 by ESPN.com's recruiting site ... Also lettered in track and field and ran in the state finals in the 4x100-meter relay.



CLUB: Played most recently with the Arizona Magic and also competed for Team Az.

PERSONAL: Born in Phoenix, Ariz. ... Son of Kim Baker and Judy Baker ... Has five siblings: Stephen, Kimmie, Joshua, Montreece and Danielle ... Chose Pepperdine because "when I took my official visit, it felt like I was at home. It has a great coaching staff, great academics and beautiful scenery."

FAVORITES: Likes to sing, draw and play the drums ... Favorites include Tracy McGrady and Derrick Rose (pro basketball players), Tears of a Tiger (book), How High (movie), The Fresh Prince of Bel-Air (TV show), J. Cole, Lil Wayne and Wiz Khalifa (musical artists), Indian fried bread (food) and football and track (sports other than basketball).

PEPPERDINE MEN'S BASKETBALL 2011-12

RICHARD BRANNING

#11 • G • 6-2 • 175 • SR. • 3V • MENLO PARK, CALIF.

CAREER: A walk-on who has appeared in six games over three seasons ... Averaging 0.5 points in 1.3 minutes.

PEPPERDINE 2010-11: Came off the bench twice as a junior ... Scored his first career points on his only shot of the season, a three-pointer at the end of the contest at Miami (12/30) ... Played a career-high three minutes vs. Saint Mary's (1/8) and pulled down his first career rebound.

PEPPERDINE 2009-10: Saw action in three games as a sophomore ... Played one minute each against Portland (2/18), Saint Mary's (2/25) and San Diego (2/27) ... Missed his only shot attempt at Saint Mary's.

PEPPERDINE 2008-09: Appeared in one game as a freshman ... Played one minute at Portland (2/19) with no stats.



HIGH SCHOOL: Graduated from Menlo-Atherton High School, located in Atherton, Calif., in 2008 Played two years on the varsity ... As a senior, named to the San Francisco Examiner's All-San Mateo County first team, Daily News All-Area third team, San Francisco Chronicle All-Metro honorable mention and the All-Peninsula Athletic League first team ... Averaged 13.9 points, 2.9 rebounds and 2.0 assists while shooting 44% on three-pointers and 90% on free throws as a senior ... Set school records for free throw percentage and three-pointers in a season (78) ... Team played in the Northern California Division II regional semifinals his junior year and quarterfinals his senior year ... Menlo-Atherton lost in the Central Coast Section Division II final both years ... Attended St. Francis High School, located in Mountain View, Calif., his first two years.

CLUB: Played with the West Valley Basketball Club in 2006-07.

PERSONAL: Born in Laguna Hills, Calif. ... Son of Rich and Dianna Branning ... His father played basketball at Notre Dame and was drafted by the Indiana Pacers ... His mother played volleyball at Cal Poly SLO ... Has three siblings: Kelli, Hannah and Royce ... His sister Kelli is a junior on the Pepperdine women's volleyball team ... Majoring in economics ... Chose Pepperdine "for the combination of great athletics and academics, and being able to go to a school that shares my faith."

FAVORITES: Enjoys going to the beach ... Lists his sports hero as Pete Maravich because "his dedication and passion for the game was pretty amazing" ... Favorite pro basketball team is the Los Angeles Lakers ... Favorite book is the Bible ... Favorite movie is Remember the Titans ... Favorite TV show is SportsCenter ... Favorite musical artist is The Game ... Favorite sport other than basketball is baseball ... Favorite things about basketball are "I love working on my game and the excitement that comes with the game."

Season	gp-gs	min/avg	Total		3-Point		F-Throws		Rebounds				Scoring										
			fg-fga	pct	fg-fga	pct	ft-fta	pct	off	def	tot	avg	pf	fo	ast	to	blk	stl	pts	avg			
2008-09	1-0	1/1.0	0-0	.000	0-0	.000	0-0	.000	0	0	0	0.0	0	0	0	0	0	0	0	0	0	0	0.0
2009-10	3-0	3/1.0	0-1	.000	0-0	.000	0-0	.000	0	0	0	0.0	0	0	0	0	0	0	0	0	0	0	0.0
2010-11	2-0	4/2.0	1-1	1.000	1-1	1.000	0-0	.000	0	1	1	0.5	0	0	0	0	0	0	0	0	0	3	1.5
TOTAL	6-0	8/1.3	1-2	.500	1-1	1.000	0-0	.000	0	1	1	0.2	0	0	0	0	0	0	0	0	0	3	0.5

PEPPERDINE MEN'S BASKETBALL 2011-12

BRANNING 2008-09 GAME-BY-GAME

Opponent	Date	GS	Min	---TOTAL---		---3-PTS---		----REBOUNDS----										Pts	Avg				
				FG-FGA	Pct	3FG-FGA	Pct	FT-FTA	Pct	Off	Def	Tot	Avg	PF	FO	A	TO			Blk	Stl		
at Portland	02/19/09		1	0-0	.000	0-0	.000	0-0	.000	0	0	0	0.0	0	0	0	0	0	0	0	0	0	0.0
Totals.....		0	1	0-0	.000	0-0	.000	0-0	.000	0	0	0	0.0	0	0	0	0	0	0	0	0	0	0.0

BRANNING 2009-10 GAME-BY-GAME

Opponent	Date	GS	Min	---TOTAL---		---3-PTS---		----REBOUNDS----										Pts	Avg				
				FG-FGA	Pct	3FG-FGA	Pct	FT-FTA	Pct	Off	Def	Tot	Avg	PF	FO	A	TO			Blk	Stl		
PORTLAND	02/18/10		1	0-0	.000	0-0	.000	0-0	.000	0	0	0	0.0	0	0	0	0	0	0	0	0	0	0.0
at Saint Mary's	02/25/10		1	0-1	.000	0-0	.000	0-0	.000	0	0	0	0.0	0	0	0	0	0	0	0	0	0	0.0
at San Diego	02/27/10		1	0-0	.000	0-0	.000	0-0	.000	0	0	0	0.0	0	0	0	0	0	0	0	0	0	0.0
Totals.....		0	3	0-1	.000	0-0	.000	0-0	.000	0	0	0	0.0	0	0	0	0	0	0	0	0	0	0.0

BRANNING 2010-11 GAME-BY-GAME

Opponent	Date	GS	Min	---TOTAL---		---3-PTS---		----REBOUNDS----										Pts	Avg				
				FG-FGA	Pct	3FG-FGA	Pct	FT-FTA	Pct	Off	Def	Tot	Avg	PF	FO	A	TO			Blk	Stl		
at Miami (Fla.)	12/30/10		1	1-1	1.000	1-1	1.000	0-0	.000	0	0	0	0.0	0	0	0	0	0	0	0	0	3	3.0
SAINT MARY'S	01/08/11		3	0-0	.000	0-0	.000	0-0	.000	0	1	1	0.5	0	0	0	0	0	0	0	0	0	1.5
Totals.....		0	4	1-1	1.000	1-1	1.000	0-0	.000	0	1	1	0.5	0	0	0	0	0	0	0	0	3	1.5

PEPPERDINE MEN'S BASKETBALL 2011-12

TAYLOR DARBY

#41 • F • 6-8 • 230 • SR. • 3V • SAN MARCOS, CALIF.

CAREER: Has appeared in all 96 games the past three seasons while making 82 starts ... Averaging 6.7 points and 5.9 rebounds in 24.6 minutes.

PEPPERDINE 2010-11: Increased his scoring average to 7.7 points as a junior ... Second on the team and 14th in the WCC with 5.5 rebounds a contest ... Started 28 of 33 games and averaged 24.8 minutes ... Shot 51.3% from the field ... Scored in double-figures nine times ... Pulled down at least 10 rebounds three times and had five or more rebounds on 22 occasions ... Scored a season-high 17 points vs. Redlands (12/9) ... Had 16 points vs. Saint Mary's (1/8) ... Grabbed 11 rebounds at San Francisco (2/24) and 10 at Utah (12/7) and vs. USF at the WCC Tournament (3/5) ... Other season highs were three assists vs. Santa Clara (1/27), two blocked shots vs. Northern Arizona (11/28), three steals at Santa Clara (2/26) and 39 minutes at San Diego (2/5) ... An Arthur Ashe Jr. Sports Scholar, an NABC Honors Court recipient, a WCC All-Academic first team member and a WCC Commissioner's Honor Roll "bronze" honoree.

PEPPERDINE 2009-10: Started at forward again as a sophomore and led the team in rebounding for the second straight season ... Averaged 6.0 boards, good for ninth in the WCC ... Also averaged 6.3 points in 24.1 minutes ... Started 23 of 31 games ... Scored in double-figures seven times and had four double-digit rebounding performances ... Scored a career-high 18 points vs. Loyola Marymount in the WCC Tournament (3/5) while pulling down a season-high-tying 12 rebounds ... His only other double-double came vs. San Francisco (1/16) with 15 points and 12 boards ... Had at least five rebounds 20 times ... Had other season highs of two blocks (twice), two assists vs. LMU (3/5) and 39 minutes vs. Pacific (11/13) ... Made the WCC All-Academic first team and earned WCC Commissioner's Honor Roll "bronze" honors.

PEPPERDINE 2008-09: Started more games than anyone else on the team as a freshman ... Played in all 32 games and started 31 ... Averaged 6.1 points and a team-high 6.1 rebounds, which ranked ninth in the WCC (second among conference freshmen) ... Averaged 24.8 minutes, third on the team ... Had three point-rebound double-doubles: 12-11 at New Mexico State (11/21), 10-14 at Cal State Northridge (12/18) and 15-13 vs. Western Oregon (1/3) ... Had four games with 10 or more rebounds, with a season high of 14 at CSUN ... Scored in double-figures in six games, with a season-high 15 points in the Western Oregon contest ... Had other season highs of two blocks (several times), two steals (several times), two assists vs. Cal State Monterey Bay (11/14) and 38 minutes vs. Western Oregon ... Earned WCC Commissioner's Honor Roll "bronze" honors.

HIGH SCHOOL: Graduated from Mission Hills High School, located in San Marcos, Calif., in 2008 ... A four-year starter on the varsity ... As a senior, was named to the All-CIF San Diego Section first team and was the Valley League's Player of the Year ... Averaged 20.3 points and 11.8 rebounds ... Had 21 double-doubles and shot 56% from the field ... Was in double-figures in 30 of 32 games, scored 20 or more points 16 times and 30 or more points four times, with a season-high 34 against La Costa Canyon ... School won the Valley League title his senior year, and reached the Southern California Division II semifinals and the San Diego Section Championships final ... Also earned all-league first team honors as a junior while averaging 18.7 points and 11.8 rebounds ... Averaged 12 points and eight rebounds as a sophomore and made the all-league second team ... Mission Hills had been in existence for only four years and Darby left as the school's all-time leader in most categories, including points and rebounds ... Graduated with honors.

CLUB: Played for Team Odom, West Coast All-Stars and CATS.

PERSONAL: Born in Escondido, Calif. ... Son of Jeff and Lynda Darby ... His father played football at San Diego State ... Has one brother, Dominic ... Majoring in integrated marketing communications ... Has played basketball in such places as Vancouver and Taiwan ... Chose Pepperdine because of "the location, academics and coaches."

FAVORITES: Enjoys playing video games ... Lists his sports hero as Muhammad Ali because "he displays greatness" ... Favorite pro basketball player is Shawn Kemp ... Favorite pro basketball team is the Los Angeles Lakers ... Favorite movie is Pulp Fiction ... Favorite TV show is Rob & Big ... Favorite musical artist is Jay-Z ... Favorite type of food is Chinese ... Favorite sport other than basketball is football ... Favorite thing about basketball is "the competitiveness."



PEPPERDINE MEN'S BASKETBALL 2011-12

Season	gp-gs	min/avg	Total		3-Point		F-Throws		Rebounds				Scoring							
			fg-fga	pct	fg-fga	pct	ft-fa	pct	off	def	tot	avg	pf	fo	ast	to	blk	stl	pts	avg
2008-09	32-31	794/24.8	69-187	.369	0-0	.000	56-89	.629	91	104	195	6.1	79	2	15	31	15	13	194	6.1
2009-10	31-23	748/24.1	68-163	.417	0-0	.000	58-95	.611	79	106	185	6.0	62	0	10	26	8	8	194	6.3
2010-11	33-28	817/24.8	96-187	.513	0-0	.000	61-113	.540	83	100	183	5.5	95	5	19	43	6	17	253	7.7
TOTAL	96-82	2359/24.6	233-537	.434	0-0	.000	175-297	.589	253	310	563	5.9	236	7	44	100	29	38	641	6.7

DARBY 2008-09 GAME-BY-GAME

Opponent	Date	GS	Min	---TOTAL---		---3-PTS---		----REBOUNDS----										PF		FO		A		TO		Blk		Stl		Pts		Avg	
				FG-FGA	Pct	3FG-FGA	Pct	FT-FTA	Pct	Off	Def	Tot	Avg	PF	FO	A	TO	Blk	Stl	Pts	Avg												
CAL ST. MONTEREY BAY	11/14/08	*	15	0-2	.000	0-0	.000	3-4	.750	3	1	4	4.0	3	0	2	3	1	0	3	3	0	3	3.0									
ARKANSAS-LITTLE ROCK	11/16/08	*	10	1-3	.333	0-0	.000	1-2	.500	2	3	5	4.5	1	0	0	0	0	0	3	3.0												
BRIGHAM YOUNG	11/18/08	*	20	3-9	.333	0-0	.000	1-2	.500	2	1	3	4.0	3	0	0	0	0	7	4.3													
at New Mexico State	11/21/08	*	23	6-9	.667	0-0	.000	0-1	.000	6	5	11	5.8	1	0	0	2	0	12	6.3													
at Arizona State	11/23/08	*	22	1-2	.500	0-0	.000	2-5	.400	4	4	8	6.2	3	0	0	3	0	4	5.8													
CAL ST. BAKERSFIELD	11/29/08	*	22	1-4	.250	0-0	.000	1-2	.500	2	6	8	6.5	5	1	1	1	2	3	5.3													
at Long Beach State	12/03/08	*	23	0-5	.000	0-0	.000	1-2	.500	2	4	6	6.4	1	0	0	1	0	1	4.7													
UC IRVINE	12/07/08		19	0-4	.000	0-0	.000	0-0	.000	2	2	4	6.1	3	0	1	1	0	0	4.1													
PACIFIC	12/13/08	*	29	2-4	.500	0-0	.000	4-5	.800	3	6	9	6.4	2	0	1	1	2	8	4.6													
at USC	12/15/08	*	28	5-6	.833	0-0	.000	2-2	1.000	1	4	5	6.3	3	0	1	1	0	12	5.3													
at Cal State Northridg	12/18/08	*	27	5-12	.417	0-0	.000	0-0	.000	9	5	14	7.0	3	0	1	1	1	10	5.7													
GEORGIA TECH	12/20/08	*	30	2-7	.286	0-0	.000	1-2	.500	1	3	4	6.8	3	0	1	0	0	5	5.7													
vs Buffalo	12/28/08	*	36	2-9	.222	0-0	.000	2-4	.500	4	4	8	6.8	4	0	0	0	1	6	5.7													
vs Coppin State	12/29/08	*	32	0-4	.000	0-0	.000	2-4	.500	2	9	11	7.1	1	0	1	2	0	2	5.4													
at Hawai`i	12/30/08	*	32	5-9	.556	0-0	.000	2-4	.500	3	5	8	7.2	3	0	0	2	0	12	5.9													
WESTERN OREGON	01/03/09	*	38	5-12	.417	0-0	.000	5-7	.714	8	5	13	7.6	3	0	1	1	0	15	6.4													
LOYOLA MARYMOUNT	01/10/09	*	34	1-7	.143	0-0	.000	3-4	.750	2	7	9	7.6	2	0	0	1	2	5	6.4													
at San Diego	01/15/09	*	21	2-9	.222	0-0	.000	1-2	.500	2	0	2	7.3	2	0	0	0	0	5	6.3													
at Saint Mary's	01/17/09	*	22	0-5	.000	0-0	.000	2-3	.667	1	3	4	7.2	2	0	0	0	0	2	6.1													
GONZAGA	01/22/09	*	22	2-6	.333	0-0	.000	1-2	.500	5	4	9	7.3	1	0	1	1	2	5	6.0													
PORTLAND	01/24/09	*	25	5-7	.714	0-0	.000	2-4	.500	5	2	7	7.2	1	0	0	0	1	12	6.3													
at San Francisco	01/29/09	*	32	3-8	.375	0-0	.000	2-2	1.000	2	1	3	7.0	2	0	1	1	0	8	6.4													
at Santa Clara	01/31/09	*	22	1-7	.143	0-0	.000	0-0	.000	3	3	6	7.0	1	0	0	1	0	2	6.2													
at Loyola Marymount	02/07/09	*	20	2-2	1.000	0-0	.000	4-4	1.000	2	4	6	7.0	4	0	0	2	1	8	6.3													
SANTA CLARA	02/12/09	*	13	1-4	.250	0-0	.000	3-4	.750	2	0	2	6.8	3	0	0	0	2	5	6.2													
SAN DIEGO	02/14/09	*	28	0-4	.000	0-0	.000	3-4	.750	1	3	4	6.7	1	0	1	0	0	3	6.1													
at Portland	02/19/09	*	21	1-3	.333	0-0	.000	0-1	.000	2	2	4	6.6	2	0	0	1	0	2	5.9													
at Gonzaga	02/21/09	*	23	4-6	.667	0-0	.000	0-1	.000	1	2	3	6.4	1	0	0	2	0	8	6.0													
SAINT MARY'S	02/26/09	*	27	3-4	.750	0-0	.000	0-0	.000	3	2	5	6.4	3	0	1	2	1	6	6.0													
SAN FRANCISCO	02/28/09	*	26	2-4	.500	0-0	.000	1-2	.500	1	2	3	6.3	4	0	0	0	1	5	6.0													
vs San Francisco	03/06/09	*	23	3-7	.429	0-0	.000	4-4	1.000	3	2	5	6.2	5	1	0	0	0	10	6.1													
vs Portland	03/07/09	*	29	1-3	.333	0-0	.000	3-6	.500	2	0	2	6.1	3	0	1	1	0	5	6.1													
Totals.....			31	794	69-187	.369	0-0	.000	56-89	.629	91	104	195	6.1	79	2	15	31	15	13	194	6.1											

Games played: 32
 Minutes/game: 24.8
 Points/game: 6.1
 FG Pct: 36.9
 FT Pct: 62.9

Rebounds/game: 6.1
 Assists/game: 0.5
 Turnovers/game: 1.0
 Assist/turnover ratio: 0.5
 Steals/game: 0.4
 Blocks/game: 0.5

PEPPERDINE MEN'S BASKETBALL 2011-12

DARBY 2009-10 GAME-BY-GAME

Opponent	Date	GS	Min	---TOTAL---			---3-PTS---		----REBOUNDS----															
				FG-FGA	Pct	3FG-FGA	Pct	FT-FTA	Pct	Off	Def	Tot	Avg	PF	FO	A	TO	Blk	Stl	Pts	Avg			
PACIFIC	11/13/09	*	39	1-4	.250	0-0	.000	3-4	.750	2	4	6	6.0	2	0	0	0	0	0	0	0	0	5	5.0
LONG BEACH STATE	11/17/09	*	24	2-7	.286	0-0	.000	4-7	.571	6	4	10	8.0	1	0	1	0	0	0	0	0	0	8	6.5
CS SAN BERNARDINO	11/20/09	*	30	5-6	.833	0-0	.000	1-4	.250	1	6	7	7.7	2	0	0	0	0	0	0	0	11	8.0	
at UCLA	11/23/09	*	17	1-5	.200	0-0	.000	2-4	.500	0	2	2	6.3	3	0	0	3	0	0	0	0	4	7.0	
vs Hampton	11/27/09	*	20	3-6	.500	0-0	.000	1-2	.500	1	3	4	5.8	4	0	1	2	1	0	0	0	7	7.0	
vs Monmouth	11/28/09	*	24	2-5	.400	0-0	.000	3-4	.750	2	5	7	6.0	0	0	0	1	0	1	0	1	7	7.0	
at Wyoming	11/29/09	*	20	0-1	.000	0-0	.000	0-0	.000	4	1	5	5.9	2	0	0	0	0	0	0	0	0	6.0	
at Cal Poly	12/05/09		10	2-2	1.000	0-0	.000	1-2	.500	0	2	2	5.4	3	0	0	1	0	0	0	0	5	5.9	
FRESNO STATE	12/08/09		17	1-4	.250	0-0	.000	1-1	1.000	1	5	6	5.4	1	0	0	2	0	0	0	0	3	5.6	
CALIFORNIA BAPTIST	12/10/09		29	2-6	.333	0-0	.000	3-6	.500	3	6	9	5.8	0	0	1	0	1	0	1	0	7	5.7	
PORTLAND STATE	12/13/09	*	25	5-8	.625	0-0	.000	4-5	.800	5	3	8	6.0	1	0	1	0	0	1	0	1	14	6.5	
NEW MEXICO STATE	12/18/09		12	0-2	.000	0-0	.000	0-0	.000	3	2	5	5.9	1	0	0	0	0	0	0	0	0	5.9	
at UC Irvine	12/21/09		30	2-5	.400	0-0	.000	0-0	.000	3	6	9	6.2	2	0	1	2	0	0	0	0	4	5.8	
UTAH	12/23/09	*	31	1-6	.167	0-0	.000	1-1	1.000	6	2	8	6.3	2	0	1	3	0	1	3	0	1	3	5.6
at Georgia	12/30/09	*	18	1-3	.333	0-0	.000	1-2	.500	4	2	6	6.3	1	0	0	0	0	0	0	0	3	5.4	
MIAMI (FLA.)	01/03/10		8	1-2	.500	0-0	.000	0-0	.000	1	1	2	6.0	0	0	0	0	0	0	0	0	2	5.2	
LOYOLA MARYMOUNT	01/09/10	*	31	4-10	.400	0-0	.000	2-3	.667	4	4	8	6.1	3	0	1	0	0	0	0	0	10	5.5	
SANTA CLARA	01/14/10	*	29	3-5	.600	0-0	.000	0-0	.000	0	3	3	5.9	2	0	0	0	0	0	0	0	6	5.5	
SAN FRANCISCO	01/16/10	*	34	7-12	.583	0-0	.000	1-2	.500	6	6	12	6.3	3	0	1	0	2	1	1	15	6.0		
at Gonzaga	01/21/10	*	25	0-5	.000	0-0	.000	4-4	1.000	2	2	4	6.2	0	0	0	1	0	0	0	0	4	5.9	
at Portland	01/23/10	*	23	5-6	.833	0-0	.000	3-4	.750	2	2	4	6.0	4	0	0	1	0	0	0	0	13	6.2	
SAINT MARY'S	01/28/10	*	20	2-6	.333	0-0	.000	0-0	.000	1	2	3	5.9	4	0	0	0	0	0	1	4	6.1		
SAN DIEGO	01/30/10	*	19	1-6	.167	0-0	.000	1-2	.500	3	2	5	5.9	3	0	0	1	0	1	0	1	3	6.0	
at Loyola Marymount	02/06/10	*	36	1-7	.143	0-0	.000	6-12	.500	5	5	10	6.0	0	0	0	0	2	1	8	6.1			
at San Francisco	02/11/10	*	23	1-2	.500	0-0	.000	0-1	.000	3	4	7	6.1	4	0	0	0	0	0	0	2	5.9		
at Santa Clara	02/13/10	*	34	1-5	.200	0-0	.000	3-5	.600	2	4	6	6.1	2	0	0	2	1	1	1	5	5.9		
PORTLAND	02/18/10	*	28	5-7	.714	0-0	.000	1-2	.500	1	2	3	6.0	2	0	0	1	0	0	0	11	6.1		
GONZAGA	02/20/10	*	19	1-2	.500	0-0	.000	1-3	.333	2	1	3	5.9	2	0	0	0	0	0	0	3	6.0		
at Saint Mary's	02/25/10		17	0-4	.000	0-0	.000	3-4	.750	1	4	5	5.8	2	0	0	1	0	0	0	3	5.9		
at San Diego	02/27/10		24	2-5	.400	0-0	.000	2-3	.667	1	3	4	5.8	2	0	0	2	1	0	0	6	5.9		
vs Loyola Marymount	03/05/10	*	32	6-9	.667	0-0	.000	6-8	.750	4	8	12	6.0	4	0	2	3	0	0	0	18	6.3		
Totals.....			23	748	68-163	.417	0-0	.000	58-95	.611	79	106	185	6.0	62	0	10	26	8	8	194	6.3		

Games played: 31
 Minutes/game: 24.1
 Points/game: 6.3
 FG Pct: 41.7
 FT Pct: 61.1

Rebounds/game: 6.0
 Assists/game: 0.3
 Turnovers/game: 0.8
 Assist/turnover ratio: 0.4
 Steals/game: 0.3
 Blocks/game: 0.3

PEPPERDINE MEN'S BASKETBALL 2011-12

DARBY 2010-11 GAME-BY-GAME

Opponent	Date	GS	Min	---TOTAL---		---3-PTS---		----REBOUNDS----														
				FG-FGA	Pct	3FG-FGA	Pct	FT-FTA	Pct	Off	Def	Tot	Avg	PF	FO	A	TO	Blk	Stl	Pts	Avg	
at Portland State	11/12/10	*	15	0-3	.000	0-0	.000	1-2	.500	4	1	5	5.0	5	1	0	3	0	0	1	1.0	
at UCLA	11/15/10		23	3-7	.429	0-0	.000	2-2	1.000	1	5	6	5.5	2	0	0	1	0	0	8	4.5	
vs Nevada	11/16/10		12	2-3	.667	0-0	.000	2-7	.286	2	0	2	4.3	5	1	0	0	0	0	6	5.0	
CSU BAKERSFIELD	11/20/10		12	0-2	.000	0-0	.000	0-0	.000	3	0	3	4.0	2	0	1	1	0	1	0	3.8	
at Missouri State	11/22/10		21	5-8	.625	0-0	.000	5-8	.625	2	4	6	4.4	2	0	0	1	0	0	15	6.0	
vs Arkansas State	11/23/10	*	27	1-1	1.000	0-0	.000	7-8	.875	2	6	8	5.0	3	0	0	3	0	1	9	6.5	
NORTHERN ARIZONA	11/28/10	*	26	1-6	.167	0-0	.000	1-2	.500	1	4	5	5.0	2	0	0	2	2	0	3	6.0	
at Pacific	12/01/10	*	33	3-3	1.000	0-0	.000	5-6	.833	0	3	3	4.8	3	0	1	1	1	0	11	6.6	
TEXAS-SAN ANTONIO	12/04/10	*	26	2-3	.667	0-0	.000	1-2	.500	3	3	6	4.9	1	0	1	0	0	1	5	6.4	
at Utah	12/07/10	*	29	2-4	.500	0-0	.000	0-4	.000	3	7	10	5.4	3	0	0	3	0	0	4	6.2	
REDLANDS	12/09/10	*	30	5-6	.833	0-0	.000	7-10	.700	4	2	6	5.5	3	0	2	2	0	0	17	7.2	
at Fresno State	12/11/10	*	36	5-6	.833	0-0	.000	3-4	.750	3	3	6	5.5	4	0	1	3	0	0	13	7.7	
UC IRVINE	12/18/10	*	19	1-2	.500	0-0	.000	2-3	.667	4	5	9	5.8	4	0	0	1	0	0	4	7.4	
CAL POLY	12/21/10	*	18	0-0	.000	0-0	.000	3-4	.750	2	3	5	5.7	1	0	0	2	1	0	3	7.1	
at Alabama	12/28/10		22	4-8	.500	0-0	.000	0-0	.000	5	2	7	5.8	3	0	2	1	1	0	8	7.1	
at Miami (Fla.)	12/30/10	*	21	2-5	.400	0-0	.000	0-1	.000	3	1	4	5.7	3	0	0	0	0	1	4	6.9	
SEATTLE	01/02/11	*	19	4-6	.667	0-0	.000	0-1	.000	2	0	2	5.5	4	0	0	1	0	1	8	7.0	
SAN DIEGO	01/06/11	*	21	3-4	.750	0-0	.000	0-0	.000	0	1	1	5.2	3	0	1	1	0	2	6	6.9	
SAINT MARY'S	01/08/11	*	25	5-11	.455	0-0	.000	6-6	1.000	4	5	9	5.4	1	0	0	0	0	1	16	7.4	
at Gonzaga	01/13/11	*	29	6-10	.600	0-0	.000	2-4	.500	3	3	6	5.5	1	0	1	1	0	0	14	7.8	
at Portland	01/15/11	*	19	4-6	.667	0-0	.000	0-0	.000	3	2	5	5.4	5	1	0	0	0	0	8	7.8	
LOYOLA MARYMOUNT	01/22/11	*	22	1-3	.333	0-0	.000	0-0	.000	1	2	3	5.3	3	0	3	1	0	2	2	7.5	
SANTA CLARA	01/27/11	*	26	2-4	.500	0-0	.000	1-4	.250	0	3	3	5.2	2	0	0	2	0	0	5	7.4	
SAN FRANCISCO	01/29/11	*	30	5-7	.714	0-0	.000	1-2	.500	0	3	3	5.1	2	0	0	2	1	0	11	7.5	
at Saint Mary's	02/03/11	*	27	4-5	.800	0-0	.000	1-3	.333	2	4	6	5.2	3	0	1	2	0	1	9	7.6	
at San Diego	02/05/11	*	39	6-11	.545	0-0	.000	2-6	.333	3	4	7	5.2	3	0	2	1	0	1	14	7.8	
PORTLAND	02/10/11	*	19	2-5	.400	0-0	.000	0-1	.000	3	4	7	5.3	5	1	1	3	0	1	4	7.7	
GONZAGA	02/12/11	*	21	2-7	.286	0-0	.000	2-4	.500	2	4	6	5.3	4	0	0	2	0	0	6	7.6	
at Loyola Marymount	02/16/11	*	33	3-9	.333	0-0	.000	0-0	.000	4	2	6	5.3	1	0	1	0	0	0	6	7.6	
at San Francisco	02/24/11	*	35	3-10	.300	0-0	.000	1-3	.333	6	5	11	5.5	3	0	0	2	0	1	7	7.6	
at Santa Clara	02/26/11	*	31	4-9	.444	0-0	.000	4-5	.800	2	2	4	5.5	1	0	1	1	0	3	12	7.7	
vs San Diego	03/04/11	*	19	3-3	1.000	0-0	.000	1-2	.500	2	1	3	5.4	5	1	0	0	0	0	7	7.7	
vs San Francisco	03/05/11	*	32	3-10	.300	0-0	.000	1-9	.111	4	6	10	5.5	3	0	0	0	0	0	7	7.7	
Totals.....			28	817	96-187	.513	0-0	.000	61-113	.540	83	100	183	5.5	95	5	19	43	6	17	253	7.7

Games played: 33
 Minutes/game: 24.8
 Points/game: 7.7
 FG Pct: 51.3
 FT Pct: 54.0

Rebounds/game: 5.5
 Assists/game: 0.6
 Turnovers/game: 1.3
 Assist/turnover ratio: 0.4
 Steals/game: 0.5
 Blocks/game: 0.2

PEPPERDINE MEN'S BASKETBALL 2011-12

MORIBA DE FREITAS

#50 • F • 6-9 • 220 • JR. • JC • BON AIR GARDENS, TRINIDAD

TRINIDAD: Played with Trinidad's U-17 National Team ... Traveled to Venezuela and Puerto Rico and took part in the Caribbean Championships.

JUNIOR COLLEGE: Spent two seasons at Williston (N.D.) State ... As a 2010-11 sophomore, averaged 6.2 points, 6.8 rebounds and 1.0 blocks while shooting 50.5% from the field ... Started 19 of 20 games, though he missed two months with a broken hand ... As a 2009-10 freshman, came off the bench to average 4.9 points, 4.8 rebounds and 1.3 blocks ... Was part of 49 victories, two Region XIII championships and two Mon-Dak Conference titles with the Tetons ... Earned conference all-academic honors.

HIGH SCHOOL: Graduated from Trinity College East, located in Trincity, Trinidad, in 2007 ... Won a national championship with the school.

PERSONAL: Born in Trinidad ... Son of Leander De Freitas and Peter St. Louis ... Has one sibling, Makeda ... Nickname is "Blackjack" ... Majoring in economics ... Chose Pepperdine because "its academic program is one of the best, and to play ball."

FAVORITES: Enjoys playing video games ... Lists his sports hero as Trinidad cricket star Brian Charles Lara ... Favorites include Kobe Bryant (pro basketball player), the Los Angeles Lakers (pro basketball team), Two and a Half Men (TV show), Lil Wayne and Wiz Khalifa (musical artists), chicken (food) and soccer and cricket (sports other than basketball) ... Favorite thing about basketball is "the competitive spirit behind the game. Although it's known as a non-contact sport, it has more contact than people realize, and I love contact."



PEPPERDINE MEN'S BASKETBALL 2011-12

RAMON EATON

#24 • F • 6-8 • 200 • FR. • HS • SACRAMENTO, CALIF.

HIGH SCHOOL: Graduated from Sheldon High School, located in Sacramento, Calif., in 2011 ... A four-year starter on the varsity ... As a senior, averaged 14 points and 10 rebounds ... Named to the Sacramento Bee All-Metro first team and was one of six finalists for the paper's player of the year ... Helped Sheldon to its second straight Sac-Joaquin Section Division I championship and to the CIF Northern California semifinals ... Named to the Long Beach Press Telegram's 2010 Best in the West third team ... In May 2010, was listed as Northern California's #2-rated senior by NorCalPreps.com ... Averaged 15.1 points and 9.8 rebounds as a junior ... Selected to CalHiSports' all-state underclassman second team and the Sacramento Bee's All-Metro second team ... Scored 18 points in the 2011 section championship victory vs. Jesuit High and 13 points in the 2010 section championship win over top-seeded Franklin High ... A three-time All-Delta River League selection ... Hoop Scoop ranked him in the top five nationally for the class of 2011 before the ninth grade ... Also lettered in track ... Earned academic honors at Sheldon.



CLUB: Played the last two years with Team Odom.

PERSONAL: Born in Vallejo, Calif. ... Son of Ramona Milton ... Was raised by his aunt and uncle, Ronald and Denise Nelson, since the age of 11 ... Has 12 siblings ... His cousin and high school teammate, Darius Nelson, is playing at UTEP ... Another cousin, DeMarcus Nelson, played at Duke and with the Golden State Warriors ... Majoring in organizational communication ... Chose Pepperdine because "I like Pepperdine's coaches, the tremendous educational program and the beautiful campus. I liked the way the school supports its athletes and makes sure you're doing everything right."

FAVORITES: Enjoys playing games ... Favorites include Rudy Gay and Kevin Durant (pro basketball players), Memphis Grizzlies (pro basketball team), Undercover Brother (movie), The Boondocks and Family Guy (TV shows), Lil Wayne and Drake (musical artists), Chinese (food) and football (sport other than basketball) ... Favorite thing about basketball is "it's like another home, a place where I can relax."

PEPPERDINE MEN'S BASKETBALL 2011-12

HECTOR HAROLD

#21 • F • 6-7 • 210 • SO. • 1V • PASADENA, CALIF.

PEPPERDINE 2010-11: Appeared in 16 games as a reserve as a freshman ... Averaged 1.0 points and 0.6 rebounds in 5.3 minutes ... Saw his most playing time of the season at Missouri State (11/22), recording 14 minutes and scoring a season-high five points ... Went 4-for-4 from the foul line at Miami (12/30) ... Had two assists vs. Nevada (11/16), one blocked shot at Miami (12/30) and one steal vs. Redlands (12/9).

HIGH SCHOOL: Graduated from the Northfield Mount Hermon (Mass.) School in 2010 ... Given a rating of 88 by ESPN's recruiting site ... Named All-New England Prep School Athletic Conference honorable mention as a senior after averaging 16 points, six rebounds, three assists and 1.5 steals per game ... At the National Prep Championships, scored a team-high 20 points as NMH upset top-ranked Hargrave Military Academy in the semifinals ... Nominated for McDonald's All-American honors ... Rated as one of the region's top 10 seniors by the New England Recruiting Report ... Averaged nine points and three rebounds as a junior ... Following his senior year, played in the High School Academic All-America Game and finished with 14 points and seven rebounds ... Also lettered in track and field, and placed fifth in the NEPSAC in the high jump ... Also attended the Renaissance Academy in La Canada, Calif., for three years ... Helped the Wildcats reach the 2008 Division V state championship game by averaging 10 points.



CLUB: Played for BTU, Pump N Run and the West Coast All-Stars ... Part of the U-16 Nike Main Event champions in 2007.

PERSONAL: Born in Pasadena, Calif. ... Son of Hector Harold Jr. and JoAnn Kimmel ... Has one brother, Ryan ... Majoring in public relations ... Chose Pepperdine because "I wanted to play in front of my family and help restore basketball to prominence here."

FAVORITES: Enjoys listening to hip hop ... Favorites include Penny Hardaway (pro basketball player), Decoded (book), South Central (movie), The Office and Entourage (TV shows), Jay-Z and Kanye West (musical artists) and pizza (food) ... Favorite thing about basketball is "the way my heart warms when I hear a swish."

Season	gp-gs	min/avg	Total		3-Point		F-Throws		Rebounds				Scoring							
			fg-fga	pct	fg-fga	pct	ft-fta	pct	off	def	tot	avg	pf	fo	ast	to	blk	stl	pts	avg
2010-11	16-0	84/5.3	4-22	.182	2-13	.154	6-7	.857	1	8	9	0.6	4	0	5	6	1	1	16	1.0
TOTAL	16-0	84/5.3	4-22	.182	2-13	.154	6-7	.857	1	8	9	0.6	4	0	5	6	1	1	16	1.0

PEPPERDINE MEN'S BASKETBALL 2011-12

HAROLD 2010-11 GAME-BY-GAME

Opponent	Date	GS	Min	---TOTAL---		---3-PTS---		----REBOUNDS----													
				FG-FGA	Pct	3FG-FGA	Pct	FT-FTA	Pct	Off	Def	Tot	Avg	PF	FO	A	TO	Blk	Stl	Pts	Avg
at Portland State	11/12/10		2	0-1	.000	0-1	.000	0-0	.000	1	0	1	1.0	0	0	0	1	0	0	0	0.0
vs Nevada	11/16/10		6	0-1	.000	0-0	.000	0-0	.000	0	0	0	0.5	0	0	2	0	0	0	0	0.0
at Missouri State	11/22/10		14	2-4	.500	1-3	.333	0-0	.000	0	0	0	0.3	1	0	1	0	0	0	5	1.7
vs Arkansas State	11/23/10		8	0-1	.000	0-1	.000	0-0	.000	0	1	1	0.5	0	0	0	1	0	0	0	1.3
NORTHERN ARIZONA	11/28/10		8	1-3	.333	1-2	.500	0-1	.000	0	1	1	0.6	0	0	0	0	0	3	1.6	
at Pacific	12/01/10		2	0-1	.000	0-0	.000	0-0	.000	0	0	0	0.5	0	0	0	0	0	0	0	1.3
at Utah	12/07/10		3	0-0	.000	0-0	.000	0-0	.000	0	0	0	0.4	0	0	0	1	0	0	0	1.1
REDLANDS	12/09/10		2	0-1	.000	0-1	.000	2-2	1.000	0	1	1	0.5	0	0	0	0	0	1	2	1.3
UC IRVINE	12/18/10		1	0-0	.000	0-0	.000	0-0	.000	0	0	0	0.4	0	0	0	0	0	0	0	1.1
at Alabama	12/28/10		9	0-2	.000	0-1	.000	0-0	.000	0	1	1	0.5	0	0	0	2	0	0	0	1.0
at Miami (Fla.)	12/30/10		6	0-2	.000	0-2	.000	4-4	1.000	0	1	1	0.5	0	0	1	0	1	0	4	1.3
SAN DIEGO	01/06/11		5	0-0	.000	0-0	.000	0-0	.000	0	0	0	0.5	1	0	0	0	0	0	0	1.2
SAINT MARY'S	01/08/11		8	0-4	.000	0-2	.000	0-0	.000	0	2	2	0.6	1	0	0	1	0	0	0	1.1
at Gonzaga	01/13/11		2	1-2	.500	0-0	.000	0-0	.000	0	1	1	0.6	0	0	0	0	0	0	2	1.1
at San Diego	02/05/11		2	0-0	.000	0-0	.000	0-0	.000	0	0	0	0.6	0	0	0	0	0	0	0	1.1
at Loyola Marymount	02/16/11		6	0-0	.000	0-0	.000	0-0	.000	0	0	0	0.6	1	0	1	0	0	0	0	1.0
Totals.....		0	84	4-22	.182	2-13	.154	6-7	.857	1	8	9	0.6	4	0	5	6	1	1	16	1.0

Games played: 16
 Minutes/game: 5.3
 Points/game: 1.0
 FG Pct: 18.2
 3FG Pct: 15.4
 FT Pct: 85.7

Rebounds/game: 0.6
 Assists/game: 0.3
 Turnovers/game: 0.4
 Assist/turnover ratio: 0.8
 Steals/game: 0.1
 Blocks/game: 0.1

PEPPERDINE MEN'S BASKETBALL 2011-12

LORNE JACKSON

#20 • G • 6-2 • 205 • SR. • 3V • SIMI VALLEY, CALIF.

CAREER: Over three seasons, has averaged 9.4 points, 2.5 rebounds and 2.4 assists in 23.4 minutes ... Has started 51 of 95 games ... A career 76.9% free throw shooter, which ranks sixth all-time at Pepperdine ... With 889 points heading into his senior season, should become Pepperdine's 37th player to reach 1,000 career points.

PEPPERDINE 2010-11: Earned All-WCC honorable mention as a junior ... One of the conference's most improved players who increased his scoring average to 13.2 points (11th in the WCC) ... In conference games only, ranked third in the league with 16.6 points per game ... His overall stats also ranked fifth in steals (1.6), 11th in assists (2.9), 12th in free throw percentage (77.9%) and 13th in field goal percentage (45.5%) ... Led the team in assists and steals ... Played in all 33 games, starting 19 (including the final 17 of the season), and averaged 27.3 minutes ... Scored in double-figures 20 times, including in 13 of 16 games against league opponents ... Became the first Wave since Doug Christie in December 1991 to post at least 20 points and 10 assists in a game when he had 23 points and a career-high 10 assists vs. Seattle (1/2) ... In the very next game, scored a career-high 26 points vs. San Diego (1/6) ... Scored 20 or more points nine times (six times against WCC opponents) ... Averaged 20.5 points and 5.5 assists at the WCC Tournament ... Other season highs were four steals (twice), four three-pointers made (three times) and 42 minutes played at San Diego (2/5).



PEPPERDINE 2009-10: Finished third on the team in scoring again as a sophomore, averaging 8.1 points ... Also posted 2.8 rebounds, 2.7 assists and 1.2 steals in 26.1 minutes ... Started 18 of 31 games ... In the WCC, was 11th in assists, 11th in steals and 11th in free throw percentage (75.0%) ... Reached double-figures in points 12 times ... Scored a season-high 21 points vs. San Francisco (1/16), which included 9-for-9 from the foul line ... Along with the USF victory, had 15 points in a win over Santa Clara (1/14) and was named the WCC co-Player of the Week ... Began WCC play with four straight games of at least 15 points ... Other season highs were six assists vs. Loyola Marymount (1/9), six rebounds (several times), four steals at Portland (1/23), four three-pointers (three times) and 38 minutes vs. Santa Clara (1/14).

PEPPERDINE 2008-09: Pepperdine's third-leading scorer as a freshman ... Averaged 6.6 points, 1.6 rebounds and 1.5 assists in 16.6 minutes ... Played in 31 games ... Started 14 games at point guard while Ryan Holmes was injured ... Scored in double-figures 12 times ... Had a season-high 18 points at Hawaii (12/30) in just 22 minutes ... Other season highs were five assists (several times), four rebounds (several times), three steals at Saint Mary's (1/17) and three three-pointers (several times) ... After scoring 11 points in the first five games, exploded for 17 vs. Cal State Bakersfield (11/29) in a season-high 31 minutes ... Drove in for a game-winning lay-up with 6.6 seconds left vs. Coppin State (12/29) ... Late in the season, scored in double-figures in three straight games, amassing 32 points in 33 minutes.

HIGH SCHOOL: Graduated from Simi Valley (Calif.) High School in 2008 ... Named the Ventura County Star's Player of the Year as a 2008 senior ... On the Ventura County all-time lists, finished second in career steals (308) and ninth in career assists (439) ... Also named CalHiSports.com all-state second team, All-SCIBCA Southern Section Division I-AA first team and Marmonte League co-Player of the Year ... A McDonald's All-American nominee ... Led Ventura County in scoring (22.9 ppg) and steals (4.3 spg) and was second in assists (6.8 apg) ... Added 6.7 rebounds per game and shot 50% from the field, 38% on three-pointers and 84% from the free throw line ... Set a school record with a 20-for-22 free-throw performance against Dominguez High School en route to a season-high 39 points ... Scored 20 or more points 19 times and 30 or more points three times ... Helped Simi Valley to a 26-2 record, an unbeaten record in the Marmonte League and the second round of the CIF playoffs ... As a 2007 junior, made the CalHiSports.com all-state junior second team and the All-Ventura County first team while averaging 16.6 points, 5.0 rebounds, 5.8 assists and 4.0 steals ... As a 2006 sophomore, averaged 11.8 points, 5.2 rebounds, 2.9 assists and 2.6 steals ... Also lettered in football ... Earned a CIF "Character Counts" award and the Marmonte League's "All-Star" honor.

CLUB: Played for Double Pump Elite and BTI.

PERSONAL: Born in Simi Valley, Calif. ... Son of Reginald and Lyle Jackson ... His father played football at UCLA ... Has two siblings, Ashley and Langston ... His twin brother Langston spent three years as a walk-on with the California football team ... His personal trainer was former NBA player Pooh Richardson ... Majoring in integrated marketing communications ... Chose Pepperdine because "I loved the coaches, the players and the campus."

PEPPERDINE MEN'S BASKETBALL 2011-12

FAVORITES: Enjoys watching television and movies and listening to music ... Favorites include Kobe Bryant (pro basketball player), the Los Angeles Lakers (pro basketball team), John Wooden (book), Friday (movie), Martin (TV show), Lil Wayne (musical artist), barbecue (food) and football (sport other than basketball) ... Favorite thing about basketball is "there is so much more that you can get better at, even though I've been playing it since I was young."

Season	gp-gs	min/avg	Total		3-Point		F-Throws		Rebounds				Scoring							
			fg-fga	pct	fg-fga	pct	ft-fa	pct	off	def	tot	avg	pf	fo	ast	to	blk	stl	pts	avg
2008-09	31-14	514/16.6	69-173	.399	28-77	.364	38-49	.776	9	42	51	1.6	50	1	46	64	3	26	204	6.6
2009-10	31-18	810/26.1	73-195	.374	38-114	.333	66-88	.750	16	72	88	2.8	92	3	84	69	1	36	250	8.1
2010-11	33-19	902/27.3	145-319	.455	39-115	.339	106-136	.779	24	72	96	2.9	92	5	96	86	5	52	435	13.2
TOTAL	95-51	2226/23.4	287-687	.418	105-306	.343	210-273	.769	49	186	235	2.5	234	9	226	219	9	114	889	9.4

JACKSON 2008-09 GAME-BY-GAME

Opponent	Date	GS	Min	---TOTAL---		---3-PTS---		----REBOUNDS----										Pts	Avg			
				FG-FGA	Pct	3FG-FGA	Pct	FT-FTA	Pct	Off	Def	Tot	Avg	PF	FO	A	TO			Blk	Stl	
CAL ST. MONTEREY BAY	11/14/08		12	1-2	.500	0-1	.000	0-0	.000	0	0	0	0.0	1	0	2	4	0	0	2	2	2.0
ARKANSAS-LITTLE ROCK	11/16/08		2	0-0	.000	0-0	.000	0-0	.000	0	0	0	0.0	0	0	1	2	0	0	0	0	1.0
BRIGHAM YOUNG	11/18/08		11	1-2	.500	0-0	.000	4-5	.800	0	0	0	0.0	2	0	1	1	0	1	6	2.7	
at New Mexico State	11/21/08		25	1-5	.200	1-2	.500	0-0	.000	0	1	1	0.3	0	0	0	3	0	1	3	2.8	
at Arizona State	11/23/08	*	15	0-5	.000	0-3	.000	0-0	.000	0	2	2	0.6	2	0	0	2	1	1	0	2.2	
CAL ST. BAKERSFIELD	11/29/08	*	31	5-10	.500	2-3	.667	5-6	.833	0	4	4	1.2	1	0	1	6	0	2	17	4.7	
at Long Beach State	12/03/08	*	21	3-8	.375	0-3	.000	4-6	.667	1	3	4	1.6	2	0	0	5	0	2	10	5.4	
UC IRVINE	12/07/08	*	30	7-13	.538	1-3	.333	2-2	1.000	2	1	3	1.8	3	0	5	1	1	1	17	6.9	
PACIFIC	12/13/08		18	1-4	.250	1-1	1.000	2-2	1.000	2	2	4	2.0	2	0	2	3	0	1	5	6.7	
at USC	12/15/08	*	25	3-7	.429	2-5	.400	3-4	.750	0	0	0	1.8	4	0	3	4	0	2	11	7.1	
at Cal State Northridge	12/18/08	*	23	4-7	.571	3-5	.600	2-2	1.000	0	4	4	2.0	2	0	0	4	0	0	13	7.6	
GEORGIA TECH	12/20/08	*	15	2-6	.333	1-2	.500	2-2	1.000	0	2	2	2.0	5	1	0	2	0	2	7	7.6	
vs Buffalo	12/28/08	*	17	5-6	.833	3-4	.750	1-2	.500	0	0	0	1.8	1	0	0	4	0	0	14	8.1	
vs Coppin State	12/29/08	*	27	5-16	.313	0-5	.000	0-0	.000	2	2	4	2.0	2	0	4	1	0	0	10	8.2	
at Hawai`i	12/30/08	*	22	6-8	.750	2-4	.500	4-4	1.000	0	0	0	1.9	4	0	2	2	0	1	18	8.9	
WESTERN OREGON	01/03/09	*	26	4-13	.308	2-6	.333	0-0	.000	1	3	4	2.0	1	0	5	3	0	0	10	8.9	
LOYOLA MARYMOUNT	01/10/09	*	24	2-4	.500	0-2	.000	2-2	1.000	0	1	1	1.9	1	0	5	1	0	2	6	8.8	
at San Diego	01/15/09	*	21	2-7	.286	0-1	.000	0-0	.000	0	2	2	1.9	1	0	2	1	0	0	4	8.5	
at Saint Mary's	01/17/09	*	12	0-4	.000	0-1	.000	0-0	.000	0	1	1	1.9	2	0	1	4	0	3	0	8.1	
GONZAGA	01/22/09		11	1-3	.333	0-2	.000	2-2	1.000	0	1	1	1.9	0	0	0	1	0	1	4	7.9	
PORTLAND	01/24/09		21	2-7	.286	1-4	.250	4-5	.800	0	4	4	2.0	3	0	3	3	0	1	9	7.9	
at San Francisco	01/29/09		17	1-4	.250	1-2	.500	0-0	.000	0	1	1	1.9	2	0	2	1	1	1	3	7.7	
at Santa Clara	01/31/09		8	0-1	.000	0-1	.000	0-0	.000	0	1	1	1.9	1	0	0	0	0	0	0	7.3	
at Loyola Marymount	02/07/09		5	0-0	.000	0-0	.000	0-0	.000	0	2	2	1.9	0	0	0	0	0	0	0	7.0	
SANTA CLARA	02/12/09		5	0-1	.000	0-1	.000	1-2	.500	0	0	0	1.8	1	0	0	1	0	0	1	6.8	
at Portland	02/19/09		10	0-3	.000	0-2	.000	0-1	.000	0	2	2	1.8	2	0	1	0	0	0	0	6.5	
at Gonzaga	02/21/09		9	0-4	.000	0-3	.000	0-0	.000	0	2	2	1.8	1	0	3	1	0	0	0	6.3	
SAINT MARY'S	02/26/09		9	4-6	.667	2-2	1.000	0-0	.000	0	0	0	1.8	2	0	1	1	0	1	10	6.4	
SAN FRANCISCO	02/28/09		10	4-6	.667	3-4	.750	0-2	.000	0	0	0	1.7	1	0	0	0	0	1	11	6.6	
vs San Francisco	03/06/09		14	4-6	.667	3-4	.750	0-0	.000	0	0	0	1.6	0	0	2	1	0	0	11	6.7	
vs Portland	03/07/09		18	1-5	.200	0-1	.000	0-0	.000	1	1	2	1.6	1	0	0	2	0	2	2	6.6	
Totals.....			14	514	69-173	.399	28-77	.364	38-49	.776	9	42	51	1.6	50	1	46	64	3	26	204	6.6

Games played: 31
 Minutes/game: 16.6
 Points/game: 6.6
 FG Pct: 39.9
 3FG Pct: 36.4
 FT Pct: 77.6

Rebounds/game: 1.6
 Assists/game: 1.5
 Turnovers/game: 2.1
 Assist/turnover ratio: 0.7
 Steals/game: 0.8
 Blocks/game: 0.1

PEPPERDINE MEN'S BASKETBALL 2011-12

JACKSON 2009-10 GAME-BY-GAME

Opponent	Date	GS	Min	---TOTAL---		---3-PTS---		----REBOUNDS----										Pts	Avg		
				FG-FGA	Pct	3FG-FGA	Pct	FT-FTA	Pct	Off	Def	Tot	Avg	PF	FO	A	TO			Blk	Stl
PACIFIC	11/13/09		24	0-3	.000	0-2	.000	1-4	.250	0	1	1	1.0	2	0	1	0	0	1	1	1.0
LONG BEACH STATE	11/17/09		9	2-2	1.000	2-2	1.000	2-2	1.000	0	1	1	1.0	3	0	0	2	0	0	8	4.5
CS SAN BERNARDINO	11/20/09		24	4-5	.800	4-5	.800	0-0	.000	0	4	4	2.0	4	0	2	3	0	1	12	7.0
at UCLA	11/23/09		23	2-5	.400	0-2	.000	0-0	.000	0	2	2	2.0	3	0	1	4	0	1	4	6.3
vs Hampton	11/27/09		26	2-7	.286	0-2	.000	2-2	1.000	0	0	0	1.6	5	1	2	1	0	1	6	6.2
vs Monmouth	11/28/09		19	0-6	.000	0-2	.000	2-6	.333	0	0	0	1.3	0	0	5	1	0	1	2	5.5
at Wyoming	11/29/09		19	1-4	.250	1-2	.500	8-9	.889	0	2	2	1.4	2	0	2	2	0	1	11	6.3
at Cal Poly	12/05/09	*	26	2-7	.286	0-4	.000	5-6	.833	1	2	3	1.6	5	1	5	1	0	0	9	6.6
FRESNO STATE	12/08/09	*	34	1-4	.250	1-3	.333	2-4	.500	0	5	5	2.0	1	0	2	1	0	3	5	6.4
CALIFORNIA BAPTIST	12/10/09	*	27	1-5	.200	0-2	.000	4-4	1.000	3	3	6	2.4	2	0	4	6	0	1	6	6.4
PORTLAND STATE	12/13/09	*	29	5-10	.500	3-6	.500	3-4	.750	1	0	1	2.3	4	0	3	0	0	3	16	7.3
NEW MEXICO STATE	12/18/09	*	30	2-7	.286	2-6	.333	0-0	.000	0	1	1	2.2	5	1	5	1	0	1	6	7.2
at UC Irvine	12/21/09	*	27	5-8	.625	3-4	.750	0-0	.000	0	4	4	2.3	3	0	0	5	0	3	13	7.6
UTAH	12/23/09	*	34	5-7	.714	3-4	.750	5-8	.625	0	4	4	2.4	4	0	4	3	0	0	18	8.4
at Georgia	12/30/09	*	28	0-3	.000	0-3	.000	0-0	.000	1	2	3	2.5	1	0	3	2	0	1	0	7.8
MIAMI (FLA.)	01/03/10	*	15	0-2	.000	0-2	.000	0-0	.000	0	1	1	2.4	4	0	2	2	0	0	0	7.3
LOYOLA MARYMOUNT	01/09/10	*	35	6-11	.545	4-7	.571	1-2	.500	1	4	5	2.5	4	0	6	1	0	3	17	7.9
SANTA CLARA	01/14/10	*	38	4-7	.571	4-7	.571	3-4	.750	0	4	4	2.6	2	0	5	2	0	1	15	8.3
SAN FRANCISCO	01/16/10	*	33	5-8	.625	2-3	.667	9-9	1.000	0	6	6	2.8	4	0	3	2	0	0	21	8.9
at Gonzaga	01/21/10	*	33	5-13	.385	1-5	.200	6-6	1.000	1	5	6	3.0	4	0	2	1	0	1	17	9.4
at Portland	01/23/10	*	32	1-6	.167	0-5	.000	0-0	.000	0	2	2	2.9	2	0	4	3	0	4	2	9.0
SAINT MARY'S	01/28/10	*	30	4-11	.364	2-5	.400	4-5	.800	2	2	4	3.0	3	0	4	3	0	0	14	9.2
SAN DIEGO	01/30/10	*	27	0-5	.000	0-3	.000	4-6	.667	2	4	6	3.1	4	0	4	5	1	1	4	9.0
at Loyola Marymount	02/06/10	*	25	0-1	.000	0-1	.000	1-2	.500	1	0	1	3.0	2	0	0	5	0	0	1	8.7
at San Francisco	02/11/10	*	22	2-5	.400	1-3	.333	0-0	.000	0	0	0	2.9	1	0	4	1	0	1	5	8.5
at Santa Clara	02/13/10		21	0-7	.000	0-6	.000	3-4	.750	0	1	1	2.8	4	0	2	2	0	2	3	8.3
PORTLAND	02/18/10		26	3-7	.429	1-4	.250	0-0	.000	1	5	6	2.9	1	0	1	1	0	1	7	8.3
GONZAGA	02/20/10		24	0-7	.000	0-4	.000	0-0	.000	1	1	2	2.9	2	0	3	3	0	1	0	8.0
at Saint Mary's	02/25/10		25	1-5	.200	0-2	.000	0-0	.000	0	2	2	2.9	3	0	0	3	0	1	2	7.8
at San Diego	02/27/10		24	6-10	.600	2-4	.500	1-1	1.000	0	2	2	2.8	4	0	0	2	0	1	15	8.0
vs Loyola Marymount	03/05/10		21	4-7	.571	2-4	.500	0-0	.000	1	2	3	2.8	4	0	5	1	0	1	10	8.1
Totals.....		18	810	73-195	.374	38-114	.333	66-88	.750	16	72	88	2.8	92	3	84	69	1	36	250	8.1

Games played: 31
 Minutes/game: 26.1
 Points/game: 8.1
 FG Pct: 37.4
 3FG Pct: 33.3
 FT Pct: 75.0

Rebounds/game: 2.8
 Assists/game: 2.7
 Turnovers/game: 2.2
 Assist/turnover ratio: 1.2
 Steals/game: 1.2
 Blocks/game: 0.0

PEPPERDINE MEN'S BASKETBALL 2011-12

JACKSON 2010-11 GAME-BY-GAME

Opponent	Date	GS	Min	---TOTAL---		---3-PTS---		----REBOUNDS----													
				FG-FGA	Pct	3FG-FGA	Pct	FT-FTA	Pct	Off	Def	Tot	Avg	PF	FO	A	TO	Blk	Stl	Pts	Avg
at Portland State	11/12/10		21	2-8	.250	1-3	.333	1-2	.500	0	3	3	3.0	2	0	3	0	0	1	6	6.0
at UCLA	11/15/10		20	2-5	.400	0-0	.000	0-1	.000	0	2	2	2.5	2	0	1	1	0	3	4	5.0
vs Nevada	11/16/10		18	2-5	.400	1-3	.333	0-0	.000	0	4	4	3.0	3	0	3	1	0	0	5	5.0
CSU BAKERSFIELD	11/20/10		23	3-8	.375	0-3	.000	0-1	.000	0	3	3	3.0	2	0	1	2	0	2	6	5.3
at Missouri State	11/22/10	*	24	1-4	.250	0-0	.000	3-6	.500	0	2	2	2.8	3	0	3	1	0	1	5	5.2
vs Arkansas State	11/23/10	*	31	5-10	.500	3-5	.600	3-4	.750	2	4	6	3.3	0	0	3	2	0	0	16	7.0
NORTHERN ARIZONA	11/28/10		12	0-3	.000	0-1	.000	2-2	1.000	0	2	2	3.1	3	0	1	1	0	1	2	6.3
at Pacific	12/01/10		18	3-4	.750	0-0	.000	4-6	.667	0	1	1	2.9	1	0	0	4	0	0	10	6.8
TEXAS-SAN ANTONIO	12/04/10		26	7-14	.500	4-10	.400	4-4	1.000	1	4	5	3.1	5	1	0	2	0	1	22	8.4
at Utah	12/07/10		13	3-8	.375	0-2	.000	2-2	1.000	0	1	1	2.9	1	0	1	1	0	1	8	8.4
REDLANDS	12/09/10		25	8-13	.615	2-4	.500	2-3	.667	1	2	3	2.9	3	0	3	3	0	3	20	9.5
at Fresno State	12/11/10		24	4-9	.444	3-5	.600	1-1	1.000	0	0	0	2.7	3	0	2	3	0	2	12	9.7
UC IRVINE	12/18/10		32	5-14	.357	1-5	.200	3-4	.750	4	5	9	3.2	3	0	3	3	1	1	14	10.0
CAL POLY	12/21/10		22	2-6	.333	0-1	.000	2-2	1.000	1	1	2	3.1	5	1	2	1	1	0	6	9.7
at Alabama	12/28/10		18	1-6	.167	0-1	.000	0-2	.000	2	1	3	3.1	0	0	2	3	0	2	2	9.2
at Miami (Fla.)	12/30/10		10	0-3	.000	0-0	.000	0-0	.000	0	0	0	2.9	3	0	0	3	0	0	0	8.6
SEATTLE	01/02/11	*	35	7-10	.700	2-2	1.000	7-8	.875	0	0	0	2.7	2	0	10	1	0	3	23	9.5
SAN DIEGO	01/06/11	*	35	8-9	.889	1-1	1.000	9-10	.900	1	1	2	2.7	3	0	4	5	0	2	26	10.4
SAINT MARY'S	01/08/11	*	29	4-11	.364	1-4	.250	6-8	.750	1	2	3	2.7	2	0	3	3	1	0	15	10.6
at Gonzaga	01/13/11	*	28	7-11	.636	3-4	.750	1-4	.250	1	0	1	2.6	1	0	1	5	1	4	18	11.0
at Portland	01/15/11	*	33	3-10	.300	2-7	.286	0-0	.000	1	2	3	2.6	4	0	4	5	0	2	8	10.9
LOYOLA MARYMOUNT	01/22/11	*	35	8-13	.615	2-4	.500	6-6	1.000	0	5	5	2.7	3	0	4	3	0	1	24	11.5
SANTA CLARA	01/27/11	*	22	3-8	.375	0-1	.000	2-2	1.000	0	2	2	2.7	5	1	2	1	0	1	8	11.3
SAN FRANCISCO	01/29/11	*	34	8-14	.571	1-3	.333	6-7	.857	1	3	4	2.8	2	0	4	2	0	2	23	11.8
at Saint Mary's	02/03/11	*	33	6-11	.545	1-5	.200	3-3	1.000	0	1	1	2.7	5	1	3	3	0	2	16	12.0
at San Diego	02/05/11	*	42	4-10	.400	0-5	.000	3-4	.750	0	1	1	2.6	3	0	2	4	1	3	11	11.9
PORTLAND	02/10/11	*	29	5-8	.625	1-3	.333	4-4	1.000	0	3	3	2.6	4	0	6	2	0	1	15	12.0
GONZAGA	02/12/11	*	34	3-13	.231	0-3	.000	0-0	.000	1	5	6	2.8	5	1	3	6	0	3	6	11.8
at Loyola Marymount	02/16/11	*	32	7-15	.467	4-9	.444	4-6	.667	2	1	3	2.8	3	0	3	5	0	0	22	12.2
at San Francisco	02/24/11	*	41	7-20	.350	0-5	.000	4-5	.800	3	4	7	2.9	2	0	4	2	0	3	18	12.4
at Santa Clara	02/26/11	*	36	7-16	.438	1-5	.200	8-12	.667	1	3	4	2.9	2	0	4	2	0	4	23	12.7
vs San Diego	03/04/11	*	35	5-10	.500	1-3	.333	12-13	.923	1	0	1	2.9	4	0	8	4	0	2	23	13.0
vs San Francisco	03/05/11	*	32	5-10	.500	4-8	.500	4-4	1.000	0	4	4	2.9	3	0	3	2	0	1	18	13.2
Totals.....		19	902	145-319	.455	39-115	.339	106-136	.779	24	72	96	2.9	92	5	96	86	5	52	435	13.2

Games played: 33
 Minutes/game: 27.3
 Points/game: 13.2
 FG Pct: 45.5
 3FG Pct: 33.9
 FT Pct: 77.9

Rebounds/game: 2.9
 Assists/game: 2.9
 Turnovers/game: 2.6
 Assist/turnover ratio: 1.1
 Steals/game: 1.6
 Blocks/game: 0.2

PEPPERDINE MEN'S BASKETBALL 2011-12

JOSHUA LOWERY

#10 • G • 6-3 • 200 • JR. • 2V • PHOENIX, ARIZ.

CAREER: Has appeared in 61 games with 29 starts through two seasons ... Averaging 3.8 points, 1.9 assists and 1.8 rebounds in 17.3 minutes.

PEPPERDINE 2010-11: His output took a big jump forward as a sophomore, averaging 5.6 points, 2.8 assists and 2.5 rebounds as the starting point guard ... Ranked 11th in the WCC in free throw percentage (78.2%) and 12th in assists ... Averaged 3.3 assists in league play, ninth-best in the conference ... Appeared in all 33 games, starting 21, while averaging 21.9 minutes ... Started 11 straight midseason games, then started the final 10 of the season ... Scored in double-figures six times ... Scored a career-high 15 points on three occasions: vs. San Francisco (1/29), at Santa Clara (2/26) and vs. USF at the WCC Tournament (3/5) ... Other season highs were seven assists (twice), six rebounds (four times), three steals vs. USF (1/29), two blocked shots vs. Seattle (1/2) and 39 minutes played (twice) ... Averaged 9.5 points and 5.0 rebounds at the WCC Tournament.



PEPPERDINE 2009-10: Saw the most playing time of Pepperdine's freshmen, averaging 11.8 minutes and starting eight of 28 games ... Averaged 1.8 points and 1.0 rebounds ... Started the first seven games of the season before an ankle injury sidelined him for the next two contests ... Scored a season-high 10 points at Wyoming (11/29), including a three-pointer with 11 seconds left that tied the game and sent it to overtime ... First collegiate field goal was a key second-half three-pointer in a comeback win vs. Cal State San Bernardino (11/20) ... Other season highs were three rebounds (several times), three assists (twice) and 27 minutes at Wyoming (11/29).

HIGH SCHOOL: Graduated from Desert Vista High School, located in Phoenix, Ariz., in 2009 ... Helped team win the 2008 5A Division I state championship as a junior and was an all-state 5A first team selection ... Averaged 12.8 points, 4.0 rebounds, 3.2 assists and 1.7 steals in 2007-08 ... Scored a season-high 21 points in a 63-50 win over Phoenix St. Mary's in the state championship game ... Pepperdine assistant Damin Lopez was the associate head coach at Phoenix St. Mary's at the time ... Was ruled ineligible to play his senior season by the Arizona Interscholastic Association ... After moving from Washington to Arizona, the 2007-08 school year was his first at Desert Vista ... Had previously played three years of high school basketball in the state of Washington (including one year when he was home-schooled prior to the ninth grade), but Arizona's rules allow no more than four seasons of play ... Also played at Rainier Beach High School, located in Seattle, Wash. ... Also competed in track.

CLUB: Played for Arizona Premier Academy in 2007 and 2008 and Seattle Rotary in 2006.

PERSONAL: Born in Seattle, Wash. ... Son of Michelle Stephenson and Jeff Lowery ... Has five siblings: Jeremiah, Jeffery, Jordan, Jacob and Jason ... Majoring in integrated marketing communications ... Chose Pepperdine because of "the coaches and location and because I wanted to help bring Pepperdine men's basketball back to prominence."

FAVORITES: Enjoys spending time with his brothers and nephew ... Favorites include Michael Jordan, LeBron James and Chris Paul (pro basketball players), Miami Heat and Oklahoma City Thunder (pro basketball teams), Hoops by Walter Dean Myers and The Bible (books), Bad Boys II and The Sixth Man (movies), The Fresh Prince of Bel-Air (TV show), Wale, Drake, J. Cole and Lil Wayne (musical artists), soul food and teriyaki chicken (food) and football (sport other than basketball) ... Favorite thing about basketball is "the way it makes you feel, it's like my stress reliever, and it's my passion."

Season	gp-gs	min/avg	Total		3-Point		F-Throws		Rebounds				Scoring							
			fg-fga	pct	fg-fga	pct	ft-fta	pct	off	def	tot	avg	pf	fo	ast	to	blk	stl	pts	avg
2009-10	28-8	330/11.8	15-59	.254	6-26	.231	14-22	.636	9	20	29	1.0	28	0	19	23	1	7	50	1.8
2010-11	33-21	724/21.9	52-130	.400	12-35	.343	68-87	.782	11	70	81	2.5	60	2	94	46	6	25	184	5.6
TOTAL	61-29	1054/17.3	67-189	.354	18-61	.295	82-109	.752	20	90	110	1.8	88	2	113	69	7	32	234	3.8

PEPPERDINE MEN'S BASKETBALL 2011-12

LOWERY 2009-10 GAME-BY-GAME

Opponent	Date	GS	Min	---TOTAL---		---3-PTS---		----REBOUNDS----										Pts	Avg		
				FG-FGA	Pct	3FG-FGA	Pct	FT-FTA	Pct	Off	Def	Tot	Avg	PF	FO	A	TO			Blk	Stl
PACIFIC	11/13/09	*	22	0-2	.000	0-1	.000	6-6	1.000	2	1	3	3.0	1	0	1	1	0	0	6	6.0
LONG BEACH STATE	11/17/09	*	20	0-3	.000	0-2	.000	2-2	1.000	1	2	3	3.0	3	0	1	2	1	1	2	4.0
CS SAN BERNARDINO	11/20/09	*	14	1-2	.500	1-2	.500	0-0	.000	0	2	2	2.7	1	0	0	1	0	0	3	3.7
at UCLA	11/23/09	*	15	0-0	.000	0-0	.000	0-0	.000	0	0	0	2.0	1	0	0	1	0	1	0	2.8
vs Hampton	11/27/09	*	11	0-0	.000	0-0	.000	1-2	.500	0	3	3	2.2	1	0	0	2	0	0	1	2.4
vs Monmouth	11/28/09	*	17	1-3	.333	1-2	.500	0-0	.000	0	0	0	1.8	0	0	1	0	0	0	3	2.5
at Wyoming	11/29/09	*	27	4-6	.667	2-3	.667	0-0	.000	0	1	1	1.7	1	0	1	3	0	1	10	3.6
CALIFORNIA BAPTIST	12/10/09		11	0-0	.000	0-0	.000	0-0	.000	0	2	2	1.8	1	0	1	1	0	0	0	3.1
PORTLAND STATE	12/13/09		11	0-1	.000	0-0	.000	0-0	.000	0	1	1	1.7	0	0	1	2	0	0	0	2.8
NEW MEXICO STATE	12/18/09		7	0-1	.000	0-0	.000	0-0	.000	0	0	0	1.5	2	0	0	1	0	0	0	2.5
at UC Irvine	12/21/09		13	0-2	.000	0-1	.000	0-0	.000	0	1	1	1.5	1	0	2	0	0	1	0	2.3
UTAH	12/23/09		6	0-2	.000	0-1	.000	0-0	.000	0	0	0	1.3	0	0	0	0	0	0	0	2.1
at Georgia	12/30/09		8	1-2	.500	0-0	.000	0-0	.000	0	0	0	1.2	0	0	0	0	0	0	2	2.1
MIAMI (FLA.)	01/03/10		11	0-1	.000	0-0	.000	0-0	.000	1	1	2	1.3	2	0	2	3	0	0	0	1.9
LOYOLA MARYMOUNT	01/09/10		6	0-2	.000	0-0	.000	0-0	.000	0	2	2	1.3	0	0	1	0	0	0	0	1.8
SANTA CLARA	01/14/10		2	0-1	.000	0-1	.000	0-0	.000	0	0	0	1.3	0	0	0	1	0	0	0	1.7
SAN FRANCISCO	01/16/10		2	0-0	.000	0-0	.000	0-0	.000	0	0	0	1.2	2	0	0	0	0	0	0	1.6
at Portland	01/23/10		6	0-1	.000	0-0	.000	0-2	.000	1	0	1	1.2	0	0	0	0	0	1	0	1.5
SAINT MARY'S	01/28/10		7	0-0	.000	0-0	.000	1-2	.500	0	0	0	1.1	3	0	0	0	0	0	1	1.5
SAN DIEGO	01/30/10		7	1-1	1.000	0-0	.000	0-0	.000	0	0	0	1.1	0	0	0	0	0	0	2	1.5
at Loyola Marymount	02/06/10		20	2-6	.333	0-2	.000	0-0	.000	0	1	1	1.0	3	0	3	1	0	0	4	1.6
at San Francisco	02/11/10	*	12	1-5	.200	0-3	.000	1-2	.500	0	1	1	1.0	0	0	1	0	0	0	3	1.7
at Santa Clara	02/13/10		9	0-1	.000	0-1	.000	0-0	.000	0	0	0	1.0	0	0	0	1	0	1	0	1.6
PORTLAND	02/18/10		8	0-1	.000	0-0	.000	0-0	.000	1	0	1	1.0	0	0	3	0	0	0	0	1.5
GONZAGA	02/20/10		16	1-4	.250	1-2	.500	2-4	.500	2	1	3	1.1	1	0	0	1	0	0	5	1.7
at Saint Mary's	02/25/10		16	2-7	.286	0-3	.000	1-2	.500	1	0	1	1.1	3	0	1	0	0	1	5	1.8
at San Diego	02/27/10		16	0-3	.000	0-1	.000	0-0	.000	0	1	1	1.1	1	0	0	2	0	0	0	1.7
vs Loyola Marymount	03/05/10		10	1-2	.500	1-1	1.000	0-0	.000	0	0	0	1.0	1	0	0	0	0	0	3	1.8
Totals.....		8	330	15-59	.254	6-26	.231	14-22	.636	9	20	29	1.0	28	0	19	23	1	7	50	1.8

Games played: 28
 Minutes/game: 11.8
 Points/game: 1.8
 FG Pct: 25.4
 3FG Pct: 23.1
 FT Pct: 63.6

Rebounds/game: 1.0
 Assists/game: 0.7
 Turnovers/game: 0.8
 Assist/turnover ratio: 0.8
 Steals/game: 0.3
 Blocks/game: 0.0

PEPPERDINE MEN'S BASKETBALL 2011-12

LOWERY 2010-11 GAME-BY-GAME

Opponent	Date	GS	Min	---TOTAL---		---3-PTS---		----REBOUNDS----													
				FG-FGA	Pct	3FG-FGA	Pct	FT-FTA	Pct	Off	Def	Tot	Avg	PF	FO	A	TO	Blk	Stl	Pts	Avg
at Portland State	11/12/10		9	1-2	.500	0-0	.000	0-0	.000	0	3	3	3.0	0	0	0	1	0	2	2	2.0
at UCLA	11/15/10		6	1-1	1.000	1-1	1.000	0-0	.000	0	1	1	2.0	1	0	2	1	0	1	3	2.5
vs Nevada	11/16/10		10	0-1	.000	0-0	.000	2-2	1.000	0	0	0	1.3	1	0	0	2	0	0	2	2.3
CSU BAKERSFIELD	11/20/10		9	1-3	.333	0-1	.000	2-2	1.000	2	0	2	1.5	0	0	3	0	0	0	4	2.8
at Missouri State	11/22/10		20	0-2	.000	0-1	.000	2-2	1.000	0	1	1	1.4	4	0	1	1	0	0	2	2.6
vs Arkansas State	11/23/10		18	3-5	.600	0-1	.000	6-7	.857	1	1	2	1.5	0	0	1	1	0	0	12	4.2
NORTHERN ARIZONA	11/28/10		17	1-4	.250	1-3	.333	0-0	.000	0	1	1	1.4	0	0	5	0	0	0	3	4.0
at Pacific	12/01/10		27	3-6	.500	0-1	.000	0-0	.000	2	4	6	2.0	1	0	5	1	0	0	6	4.3
TEXAS-SAN ANTONIO	12/04/10	*	17	0-1	.000	0-1	.000	0-0	.000	1	0	1	1.9	3	0	4	1	0	1	0	3.8
at Utah	12/07/10	*	27	5-7	.714	0-1	.000	0-0	.000	1	2	3	2.0	4	0	5	2	0	0	10	4.4
REDLANDS	12/09/10	*	18	2-2	1.000	0-0	.000	3-4	.750	0	2	2	2.0	2	0	2	0	0	0	7	4.6
at Fresno State	12/11/10	*	13	0-1	.000	0-0	.000	0-2	.000	0	3	3	2.1	1	0	1	4	1	0	0	4.3
UC IRVINE	12/18/10	*	29	2-2	1.000	1-1	1.000	3-4	.750	0	2	2	2.1	2	0	3	1	0	1	8	4.5
CAL POLY	12/21/10	*	24	2-6	.333	1-2	.500	0-0	.000	0	2	2	2.1	5	1	2	0	0	1	5	4.6
at Alabama	12/28/10	*	21	0-3	.000	0-2	.000	3-4	.750	0	1	1	2.0	1	0	3	1	0	1	3	4.5
at Miami (Fla.)	12/30/10	*	16	0-0	.000	0-0	.000	3-4	.750	0	0	0	1.9	4	0	1	2	0	1	3	4.4
SEATTLE	01/02/11	*	25	1-3	.333	0-0	.000	5-6	.833	1	1	2	1.9	2	0	6	6	2	2	7	4.5
SAN DIEGO	01/06/11	*	19	0-3	.000	0-0	.000	2-2	1.000	0	2	2	1.9	3	0	3	1	1	2	2	4.4
SAINT MARY'S	01/08/11	*	19	0-3	.000	0-0	.000	0-0	.000	0	0	0	1.8	1	0	1	2	0	0	0	4.2
at Gonzaga	01/13/11		8	1-1	1.000	0-0	.000	3-3	1.000	0	1	1	1.8	0	0	1	0	0	0	5	4.2
at Portland	01/15/11		4	0-0	.000	0-0	.000	0-0	.000	0	0	0	1.7	0	0	0	3	0	0	0	4.0
LOYOLA MARYMOUNT	01/22/11		6	1-1	1.000	0-0	.000	0-0	.000	0	0	0	1.6	0	0	0	2	0	0	2	3.9
SANTA CLARA	01/27/11		22	2-5	.400	2-2	1.000	6-6	1.000	1	1	2	1.6	0	0	6	1	0	0	12	4.3
SAN FRANCISCO	01/29/11	*	32	4-8	.500	2-4	.500	5-8	.625	0	4	4	1.7	4	0	7	1	0	3	15	4.7
at Saint Mary's	02/03/11	*	21	1-3	.333	0-0	.000	1-2	.500	1	3	4	1.8	5	1	4	2	1	2	3	4.6
at San Diego	02/05/11	*	39	4-7	.571	0-1	.000	0-2	.000	0	2	2	1.8	2	0	3	1	0	2	8	4.8
PORTLAND	02/10/11	*	37	2-9	.222	1-3	.333	2-2	1.000	0	2	2	1.8	2	0	7	2	0	0	7	4.9
GONZAGA	02/12/11	*	33	3-6	.500	0-1	.000	1-2	.500	0	6	6	2.0	1	0	5	2	0	1	7	4.9
at Loyola Marymount	02/16/11	*	34	2-3	.667	0-0	.000	2-3	.667	0	6	6	2.1	4	0	6	1	0	0	6	5.0
at San Francisco	02/24/11	*	39	2-13	.154	0-3	.000	2-3	.667	0	6	6	2.2	2	0	3	1	0	1	6	5.0
at Santa Clara	02/26/11	*	38	4-8	.500	1-2	.500	6-6	1.000	0	4	4	2.3	3	0	0	0	1	2	15	5.3
vs San Diego	03/04/11	*	31	1-1	1.000	0-0	.000	2-3	.667	0	5	5	2.4	2	0	2	1	0	1	4	5.3
vs San Francisco	03/05/11	*	36	3-10	.300	2-4	.500	7-8	.875	1	4	5	2.5	0	0	2	2	0	1	15	5.6
Totals.....		21	724	52-130	.400	12-35	.343	68-87	.782	11	70	81	2.5	60	2	94	46	6	25	184	5.6

Games played: 33
 Minutes/game: 21.9
 Points/game: 5.6
 FG Pct: 40.0
 3FG Pct: 34.3
 FT Pct: 78.2

Rebounds/game: 2.5
 Assists/game: 2.8
 Turnovers/game: 1.4
 Assist/turnover ratio: 2.0
 Steals/game: 0.8
 Blocks/game: 0.2

PEPPERDINE MEN'S BASKETBALL 2011-12

JAN MAEHLLEN

#55 • C • 7-0 • 300 • SO. • 1V • TUCSON, ARIZ.

PEPPERDINE 2010-11: Appeared in 18 games and started five as a freshman ... Averaged 0.8 points and 1.4 rebounds in 8.4 minutes ... Made his first career start vs. CSU Bakersfield (11/20) and had season highs of eight points and 24 minutes ... Made three of five shots against the Roadrunners ... Pulled down four rebounds at both Fresno State (12/11) and Alabama (12/28) ... Blocked two shots against Arkansas State (11/23).

HIGH SCHOOL: Graduated from Ironwood Ridge High School, located in Tucson, Ariz., in 2010 ... Named to the Arizona Republic's 5A all-state honorable mention team and also earned all-league and all-region first team honors ... Averaged approximately 15 points, 10 rebounds and three blocked shots while shooting 57% from the field as a senior ... Best scoring performance was 29 points against Tucson High ... Helped the Nighthawks to a 22-9 record, a league title and the quarterfinals of Arizona's 5A Division II Tournament ... Spent the previous three years at Lawrence North High School in Indianapolis, Ind. ... Because the school is a prep basketball powerhouse that already had numerous Division I prospects, Maehlen spent most of his junior season on the junior varsity.



CLUB: Competed with the SYF Players while in high school.

PERSONAL: Born in Siegen, Germany ... Moved to the U.S. with his family at the age of 8 ... Son of Henning Groll and Margret Maehlen ... Has one sibling, Hanna ... Chose Pepperdine because "it was the perfect fit: the coaches are great, the players are all good guys and from an academic standpoint Pepperdine is great."

FAVORITES: Enjoys listening to music ... Favorites include Dirk Nowitzki (pro basketball player), Dallas Mavericks (pro basketball team), Pandorum (movie), Adventure Time (TV show), and football (sport other than basketball) ... Favorite things about basketball are "the competition and the balance of physicality and skill needed to play."

Season	gp-gs	min/avg	Total		3-Point		F-Throws		Rebounds					Scoring						
			fg-fga	pct	fg-fga	pct	ft-fta	pct	off	def	tot	avg	pf	fo	ast	to	blk	stl	pts	avg
2010-11	18-5	151/8.4	6-14	.429	0-0	.000	3-10	.300	8	17	25	1.4	34	0	3	9	3	1	15	0.8
TOTAL	18-5	151/8.4	6-14	.429	0-0	.000	3-10	.300	8	17	25	1.4	34	0	3	9	3	1	15	0.8

PEPPERDINE MEN'S BASKETBALL 2011-12

MAEHLEN 2010-11 GAME-BY-GAME

Opponent	Date	GS	Min	---TOTAL---		---3-PTS---		----REBOUNDS----											Pts	Avg				
				FG-FGA	Pct	3FG-FGA	Pct	FT-FTA	Pct	Off	Def	Tot	Avg	PF	FO	A	TO	Blk			Stl			
at Portland State	11/12/10		6	0-0	.000	0-0	.000	1-2	.500	0	1	1	1.0	4	0	0	0	0	0	0	0	0	1	1.0
at UCLA	11/15/10		14	1-1	1.000	0-0	.000	0-2	.000	0	2	2	1.5	4	0	0	0	0	0	0	0	0	2	1.5
vs Nevada	11/16/10		12	0-0	.000	0-0	.000	0-0	.000	1	2	3	2.0	1	0	1	0	1	0	0	0	0	0	1.0
CSU BAKERSFIELD	11/20/10	*	24	3-5	.600	0-0	.000	2-2	1.000	2	1	3	2.3	4	0	0	2	0	0	0	0	0	8	2.8
at Missouri State	11/22/10	*	20	0-0	.000	0-0	.000	0-2	.000	1	0	1	2.0	3	0	1	3	0	0	0	0	0	0	2.2
vs Arkansas State	11/23/10	*	12	0-2	.000	0-0	.000	0-1	.000	0	3	3	2.2	2	0	1	1	2	0	0	0	0	0	1.8
NORTHERN ARIZONA	11/28/10	*	3	0-0	.000	0-0	.000	0-0	.000	1	0	1	2.0	1	0	0	0	0	0	0	0	0	0	1.6
TEXAS-SAN ANTONIO	12/04/10		3	0-0	.000	0-0	.000	0-0	.000	0	1	1	1.9	0	0	0	0	0	0	0	0	0	0	1.4
at Utah	12/07/10		15	1-3	.333	0-0	.000	0-1	.000	0	0	0	1.7	1	0	0	0	0	0	0	0	1	2	1.4
at Fresno State	12/11/10	*	6	0-1	.000	0-0	.000	0-0	.000	1	3	4	1.9	1	0	0	0	0	0	0	0	0	0	1.3
at Alabama	12/28/10		9	1-1	1.000	0-0	.000	0-0	.000	1	3	4	2.1	3	0	0	0	0	0	0	0	0	2	1.4
at Miami (Fla.)	12/30/10		7	0-0	.000	0-0	.000	0-0	.000	0	1	1	2.0	3	0	0	0	0	0	0	0	0	0	1.3
SEATTLE	01/02/11		4	0-1	.000	0-0	.000	0-0	.000	1	0	1	1.9	1	0	0	0	0	0	0	0	0	0	1.2
SAN DIEGO	01/06/11		1	0-0	.000	0-0	.000	0-0	.000	0	0	0	1.8	0	0	0	0	0	0	0	0	0	0	1.1
SAINT MARY'S	01/08/11		2	0-0	.000	0-0	.000	0-0	.000	0	0	0	1.7	0	0	0	0	0	0	0	0	0	0	1.0
at Gonzaga	01/13/11		9	0-0	.000	0-0	.000	0-0	.000	0	0	0	1.6	2	0	0	0	0	0	0	0	0	0	0.9
SAN FRANCISCO	01/29/11		2	0-0	.000	0-0	.000	0-0	.000	0	0	0	1.5	2	0	0	2	0	0	0	0	0	0	0.9
vs San Diego	03/04/11		2	0-0	.000	0-0	.000	0-0	.000	0	0	0	1.4	2	0	0	1	0	0	0	0	0	0	0.8
Totals.....		5	151	6-14	.429	0-0	.000	3-10	.300	8	17	25	1.4	34	0	3	9	3	1	15	0.8			

Games played: 18
 Minutes/game: 8.4
 Points/game: 0.8
 FG Pct: 42.9
 FT Pct: 30.0

Rebounds/game: 1.4
 Assists/game: 0.2
 Turnovers/game: 0.5
 Assist/turnover ratio: 0.3
 Steals/game: 0.1
 Blocks/game: 0.2

PEPPERDINE MEN'S BASKETBALL 2011-12

DON MARTIN

#33 • G • 6-4 • 205 • SR. • 2V • GLADSTONE, MO.

CAREER: A walk-on who has played in four games in the two seasons he's been part of the team.

PEPPERDINE 2010-11: Saw action in two games as a junior ... Played the final five minutes vs. Saint Mary's (1/8), handing out an assist and missing a shot ... Also played two minutes at Gonzaga (1/13) ... Earned NABC Honors Court and WCC Commissioner's Honor Roll "gold" honors.

PEPPERDINE 2009-10: Continued to attend Pepperdine, but did not play basketball as a sophomore.

PEPPERDINE 2008-09: A walk-on who appeared in two games as a freshman ... Missed his only two shots ... Played six minutes at Cal State Northridge (12/18) and three minutes at Portland (2/19) ... Earned WCC Commissioner's Honor Roll "gold" honors.



HIGH SCHOOL: Graduated from Oak Park High School, located in Kansas City, Mo., in 2008 ... Played three years on the varsity ... Made the all-state 5A second team and the all-district first team as a senior ... A two-time All-Suburban Big 7 first teamer ... Averaged 16.0 points as a senior and 14.7 as a junior ... Team won district championships and appeared in the state tournament in 2006 and 2008 ... Also played tennis his senior year ... Earned an academic all-state honor and graduated with honors.

CLUB: Played with the Wedman Pumas and the Kansas City 76ers.

PERSONAL: Born in Kansas City, Mo. ... Son of Kevin and Debra Martin ... Is the third-oldest of six siblings, along with Virginia, Lewis, Joseph, Philip and Scott ... Majoring in sports medicine/pre-med with the goal of becoming a pediatric physician ... Lists a career highlight as coaching an eighth-grade team during summer 2008, which won a televised tournament game at the buzzer ... Volunteered at a Fellowship of Christian Athletics youth camp in summer 2009 ... Worked as a teacher at a Montessori school in summer 2010 ... Chose Pepperdine "on a whim without ever visiting or talking to anyone here. I liked the looks of the campus and was interested in the pre-med program."

FAVORITES: Enjoys reading, watching movies and playing sand volleyball ... Played the trumpet for four years in high school ... Favorites include Kirk Hinrich (pro basketball player), the Orlando Magic (pro basketball team), The Bible (book), Gladiator (movie), White Collar (TV show) and Relient K (musical artist) ... Favorite thing about basketball is "because it relates to one's daily life in so many ways."

Season	gp-gs	min/avg	Total		3-Point		F-Throws		Rebounds				Scoring								
			fg-fga	pct	fg-fga	pct	ft-fa	pct	off	def	tot	avg	pf	fo	ast	to	blk	stl	pts	avg	
2008-09	2-0	9/4.5	0-2	.000	0-1	.000	0-0	.000	0	0	0	0.0	0	0	0	1	0	0	0	0	0.0
2010-11	2-0	7/3.5	0-1	.000	0-0	.000	0-0	.000	0	0	0	0.0	1	0	1	1	0	0	0	0	0.0
TOTAL	4-0	16/4.0	0-3	.000	0-1	.000	0-0	.000	0	0	0	0.0	1	0	1	2	0	0	0	0	0.0

PEPPERDINE MEN'S BASKETBALL 2011-12

CORBIN MOORE

#44 • C • 6-10 • 235 • SR. • 3V • CYPRESS, CALIF.

CAREER: Through three seasons, is averaging 3.6 points and 3.9 rebounds in 17.7 minutes ... Has played in all 96 games the past three years and has started 49.

PEPPERDINE 2010-11: Averaged a personal-best 4.5 points as a junior ... Also averaged 3.7 rebounds in 19.1 minutes ... Played in all 33 games and started 18 ... Shot 53.8% from the field ... Scored in double-figures five times ... Posted a career-high 16 points on 8-for-10 shooting as well as three assists at Loyola Marymount (2/16) ... Scored 12 points in the season opener at Portland State (11/12) ... Also had 11 points vs. Saint Mary's (1/8) and vs. San Diego at the WCC Tournament (3/4) ... Other season highs were eight rebounds (three times), five blocked shots and 32 minutes played at San Francisco (2/24) and two steals (twice) ... Named to the NABC Honors Court, WCC All-Academic first team and WCC Commissioner's Honor Roll "bronze" honors list.

PEPPERDINE 2009-10: Averaged 3.1 points and 3.5 rebounds in 16.2 minutes as a sophomore ... Played in all 31 games and started 10 ... Had one of the best games of his career vs. Utah (12/23), pulling down a career-high 13 rebounds while posting season highs of nine points, two assists and 33 minutes ... Also hit double-digits in rebounds with 10 at San Francisco (2/11) ... Had five or more rebounds nine times ... Also had strong games at San Diego (2/27) with nine points and eight rebounds, and vs. Gonzaga (2/20) with eight points and five rebounds ... Blocked a season-high two shots vs. San Diego (1/30) ... Made the WCC All-Academic first team and earned WCC Commissioner's Honor Roll "bronze" honors.

PEPPERDINE 2008-09: Started for most of the season at center as a freshman ... Averaged 3.1 points and 4.6 rebounds in 17.6 minutes ... Played in all 32 games and started 21 ... Made 50.6% of his shots from the field ... Scored a season-high 10 points vs. San Francisco in the WCC Tournament (3/6) ... Reached double-figure rebounds at Cal State Northridge (12/18) with 10 ... Had five or more rebounds 15 times ... Other season highs were two blocks (three times), two assists vs. Portland (1/24), two steals (twice) and 33 minutes at Hawaii (12/30) ... In his first career start, had eight points, five rebounds and two blocks vs. Cal State Bakersfield (11/29) ... Earned WCC Commissioner's Honor Roll "bronze" honors.

HIGH SCHOOL: Graduated from Los Alamitos (Calif.) High School in 2008 ... Played three years on the varsity and was a two-year starter ... Named to the All-SCIBCA Southern Section Division I-A first team and was the Sunset League co-MVP as a senior ... Was a McDonald's All-American nominee ... Left as the school's all-time leader in rebounds (916) ... Averaged 15.8 points, 12.7 rebounds and 2.1 blocks and shot 55% from the field ... Had 22 double-doubles in 29 games and scored 20 or more points seven times ... As a 2007 junior, made the All-CIF second team and All-Sunset League first team ... Averaged 12.7 points, 10.5 rebounds and 2.1 blocks while shooting 64% from the field and notching 17 double-doubles ... As a 2006 sophomore, averaged 5.2 points, 6.1 rebounds and 1.1 blocks ... Los Alamitos won CIF Southern Section Division I-AA championships in 2006 and 2007 and reached the state semifinals in 2006 ... Team went 78-19 in his three seasons ... Was a scholar-athlete and on the honor roll.

CLUB: Played for Pump N Run.

PERSONAL: Born in Los Alamitos, Calif. ... Son of Tom and Michelle Moore ... Has one sister, Chelsea ... Majoring in economics ... Chose Pepperdine "to get a good education and play basketball in a competitive conference."

FAVORITES: Enjoys playing pool, ping pong and volleyball and going to the beach ... Favorites include Shannon Brown (pro basketball player), the Los Angeles Lakers (pro basketball team), Hatchet (book), Training Day (movie), Entourage and Modern Family (TV shows), The Fray and Drake (musical artists), orange chicken (food) and golf (sport other than basketball) ... Favorite things about basketball are "competing to win, shooting around with my friends, having a full gym watch you play."



PEPPERDINE MEN'S BASKETBALL 2011-12

Season	gp-gs	min/avg	Total		3-Point		F-Throws		Rebounds				Scoring							
			fg-fga	pct	fg-fga	pct	ft-fa	pct	off	def	tot	avg	pf	fo	ast	to	blk	stl	pts	avg
2008-09	32-21	562/17.6	42-83	.506	0-0	.000	15-26	.577	69	78	147	4.6	72	0	11	30	13	9	99	3.1
2009-10	31-10	503/16.2	36-82	.439	0-0	.000	24-34	.706	56	54	110	3.5	56	1	11	17	13	7	96	3.1
2010-11	33-18	630/19.1	63-117	.538	0-0	.000	23-32	.719	54	68	122	3.7	66	1	15	23	16	11	149	4.5
TOTAL	96-49	1695/17.7	141-282	.500	0-0	.000	62-92	.674	179	200	379	3.9	194	2	37	70	42	27	344	3.6

MOORE 2008-09 GAME-BY-GAME

Opponent	Date	GS	Min	---TOTAL---		---3-PTS---		----REBOUNDS----										Pts	Avg			
				FG-FGA	Pct	3FG-FGA	Pct	FT-FTA	Pct	Off	Def	Tot	Avg	PF	FO	A	TO			Blk	Stl	
CAL ST. MONTEREY BAY	11/14/08		9	0-1	.000	0-0	.000	0-0	.000	0	2	2	2.0	0	0	0	0	0	0	0	0	0.0
ARKANSAS-LITTLE ROCK	11/16/08		11	0-1	.000	0-0	.000	0-0	.000	1	0	1	1.5	3	0	1	1	2	0	0	0	0.0
BRIGHAM YOUNG	11/18/08		10	1-1	1.000	0-0	.000	0-0	.000	0	2	2	1.7	1	0	0	2	0	0	2	0	0.7
at New Mexico State	11/21/08		10	0-4	.000	0-0	.000	0-0	.000	3	4	7	3.0	3	0	1	2	0	0	0	0	0.5
at Arizona State	11/23/08		18	0-0	.000	0-0	.000	1-2	.500	2	4	6	3.6	1	0	0	0	0	0	0	1	0.6
CAL ST. BAKERSFIELD	11/29/08	*	21	3-3	1.000	0-0	.000	2-4	.500	1	4	5	3.8	4	0	0	0	2	0	0	8	1.8
at Long Beach State	12/03/08	*	16	0-1	.000	0-0	.000	0-0	.000	1	2	3	3.7	1	0	0	1	0	0	0	0	1.6
UC IRVINE	12/07/08		8	1-1	1.000	0-0	.000	1-2	.500	1	0	1	3.4	1	0	1	1	0	0	3	1.8	
PACIFIC	12/13/08	*	19	2-3	.667	0-0	.000	2-2	1.000	1	1	2	3.2	3	0	0	2	0	0	6	2.2	
at USC	12/15/08		22	1-3	.333	0-0	.000	0-0	.000	4	2	6	3.5	3	0	0	0	0	0	2	2.2	
at Cal State Northridg	12/18/08	*	25	2-9	.222	0-0	.000	1-2	.500	7	3	10	4.1	3	0	1	1	0	1	5	2.5	
GEORGIA TECH	12/20/08	*	20	0-2	.000	0-0	.000	1-2	.500	6	2	8	4.4	1	0	1	1	0	0	1	2.3	
vs Buffalo	12/28/08	*	17	1-4	.250	0-0	.000	0-0	.000	3	4	7	4.6	3	0	0	2	1	0	2	2.3	
vs Coppin State	12/29/08	*	20	1-2	.500	0-0	.000	0-0	.000	4	3	7	4.8	2	0	0	1	1	0	2	2.3	
at Hawai'i	12/30/08	*	33	3-4	.750	0-0	.000	0-0	.000	4	4	8	5.0	4	0	0	3	0	0	6	2.5	
WESTERN OREGON	01/03/09	*	15	2-3	.667	0-0	.000	0-0	.000	1	3	4	4.9	1	0	0	1	1	2	4	2.6	
LOYOLA MARYMOUNT	01/10/09	*	22	1-2	.500	0-0	.000	1-2	.500	0	4	4	4.9	2	0	0	0	0	1	3	2.6	
at San Diego	01/15/09	*	26	4-6	.667	0-0	.000	0-0	.000	5	4	9	5.1	2	0	1	1	0	0	8	2.9	
at Saint Mary's	01/17/09	*	22	1-4	.250	0-0	.000	0-0	.000	2	3	5	5.1	4	0	1	1	1	0	2	2.9	
GONZAGA	01/22/09	*	29	1-4	.250	0-0	.000	0-0	.000	3	3	6	5.2	3	0	0	0	0	0	2	2.9	
PORTLAND	01/24/09	*	10	2-4	.500	0-0	.000	0-0	.000	1	0	1	5.0	4	0	2	2	1	0	4	2.9	
at San Francisco	01/29/09	*	25	0-1	.000	0-0	.000	0-0	.000	1	3	4	4.9	3	0	0	0	0	1	0	2.8	
at Santa Clara	01/31/09	*	10	1-1	1.000	0-0	.000	0-0	.000	1	0	1	4.7	3	0	0	0	0	0	2	2.7	
at Loyola Marymount	02/07/09	*	10	1-1	1.000	0-0	.000	0-0	.000	0	3	3	4.7	2	0	0	2	1	1	2	2.7	
SANTA CLARA	02/12/09	*	26	4-4	1.000	0-0	.000	0-2	.000	4	3	7	4.8	3	0	1	1	0	0	8	2.9	
SAN DIEGO	02/14/09	*	16	3-4	.750	0-0	.000	0-0	.000	2	1	3	4.7	3	0	0	1	0	0	6	3.0	
at Portland	02/19/09	*	17	2-2	1.000	0-0	.000	0-0	.000	1	2	3	4.6	1	0	0	0	0	2	4	3.1	
at Gonzaga	02/21/09	*	9	0-0	.000	0-0	.000	0-0	.000	1	1	2	4.5	1	0	0	0	0	0	0	3.0	
SAINT MARY'S	02/26/09		25	2-2	1.000	0-0	.000	0-0	.000	3	4	7	4.6	2	0	0	2	2	1	4	3.0	
SAN FRANCISCO	02/28/09		9	0-0	.000	0-0	.000	2-2	1.000	1	2	3	4.6	2	0	0	1	1	0	2	3.0	
vs San Francisco	03/06/09		19	3-4	.750	0-0	.000	4-6	.667	3	4	7	4.6	1	0	1	0	0	0	10	3.2	
vs Portland	03/07/09		13	0-2	.000	0-0	.000	0-0	.000	2	1	3	4.6	2	0	0	1	0	0	0	3.1	
Totals.....			21	562	42-83	.506	0-0	.000	15-26	.577	69	78	147	4.6	72	0	11	30	13	9	99	3.1

Games played: 32
 Minutes/game: 17.6
 Points/game: 3.1
 FG Pct: 50.6
 FT Pct: 57.7

Rebounds/game: 4.6
 Assists/game: 0.3
 Turnovers/game: 0.9
 Assist/turnover ratio: 0.4
 Steals/game: 0.3
 Blocks/game: 0.4

PEPPERDINE MEN'S BASKETBALL 2011-12

MOORE 2009-10 GAME-BY-GAME

Opponent	Date	GS	Min	---TOTAL---		---3-PTS---		----REBOUNDS----										Pts	Avg			
				FG-FGA	Pct	3FG-FGA	Pct	FT-FTA	Pct	Off	Def	Tot	Avg	PF	FO	A	TO			Blk	Stl	
PACIFIC	11/13/09	*	18	0-2	.000	0-0	.000	2-2	1.000	0	3	3	3.0	1	0	0	0	0	0	0	2	2.0
LONG BEACH STATE	11/17/09		17	2-3	.667	0-0	.000	0-3	.000	4	3	7	5.0	2	0	0	0	1	0	0	4	3.0
CS SAN BERNARDINO	11/20/09		11	0-0	.000	0-0	.000	2-4	.500	0	2	2	4.0	0	0	0	1	0	0	0	2	2.7
at UCLA	11/23/09		21	2-3	.667	0-0	.000	0-0	.000	4	3	7	4.8	0	0	1	0	0	0	0	4	3.0
vs Hampton	11/27/09		15	2-3	.667	0-0	.000	1-1	1.000	1	3	4	4.6	4	0	0	2	0	1	0	5	3.4
vs Monmouth	11/28/09	*	12	1-2	.500	0-0	.000	0-0	.000	1	1	2	4.2	4	0	0	1	1	0	0	2	3.2
at Wyoming	11/29/09		4	0-2	.000	0-0	.000	0-0	.000	0	1	1	3.7	0	0	0	0	0	0	1	0	2.7
at Cal Poly	12/05/09		21	0-1	.000	0-0	.000	2-2	1.000	1	1	2	3.5	1	0	0	0	1	1	1	2	2.6
FRESNO STATE	12/08/09	*	18	2-4	.500	0-0	.000	0-0	.000	0	0	0	3.1	3	0	1	1	1	1	1	4	2.8
CALIFORNIA BAPTIST	12/10/09		24	2-4	.500	0-0	.000	3-4	.750	3	2	5	3.3	1	0	1	0	0	0	0	7	3.2
PORTLAND STATE	12/13/09		3	0-1	.000	0-0	.000	0-0	.000	1	0	1	3.1	0	0	0	0	0	0	0	0	2.9
NEW MEXICO STATE	12/18/09		12	0-0	.000	0-0	.000	2-2	1.000	1	0	1	2.9	2	0	0	1	0	0	0	2	2.8
at UC Irvine	12/21/09		16	1-2	.500	0-0	.000	0-0	.000	1	3	4	3.0	0	0	1	0	1	0	0	2	2.8
UTAH	12/23/09	*	33	3-7	.429	0-0	.000	3-4	.750	6	7	13	3.7	1	0	2	2	1	0	0	9	3.2
at Georgia	12/30/09	*	23	3-5	.600	0-0	.000	0-0	.000	1	1	2	3.6	2	0	1	0	0	1	0	6	3.4
MIAMI (FLA.)	01/03/10	*	23	1-3	.333	0-0	.000	0-0	.000	3	1	4	3.6	3	0	0	0	0	0	0	2	3.3
LOYOLA MARYMOUNT	01/09/10		5	0-0	.000	0-0	.000	0-0	.000	0	0	0	3.4	0	0	1	0	0	0	0	0	3.1
SANTA CLARA	01/14/10		14	0-0	.000	0-0	.000	2-2	1.000	1	1	2	3.3	3	0	0	0	1	0	0	2	3.1
SAN FRANCISCO	01/16/10		9	1-3	.333	0-0	.000	0-0	.000	2	0	2	3.3	1	0	0	1	0	0	0	2	3.0
at Gonzaga	01/21/10		27	1-2	.500	0-0	.000	0-0	.000	0	2	2	3.2	3	0	0	0	1	0	0	2	3.0
at Portland	01/23/10		8	0-0	.000	0-0	.000	0-0	.000	0	0	0	3.0	3	0	0	1	0	0	0	0	2.8
SAINT MARY'S	01/28/10		5	2-4	.500	0-0	.000	0-0	.000	3	0	3	3.0	0	0	0	0	0	0	0	4	2.9
SAN DIEGO	01/30/10		19	0-1	.000	0-0	.000	2-2	1.000	3	2	5	3.1	3	0	0	1	2	0	0	2	2.8
at Loyola Marymount	02/06/10		5	0-2	.000	0-0	.000	2-2	1.000	0	1	1	3.0	0	0	0	0	0	0	0	2	2.8
at San Francisco	02/11/10	*	25	1-3	.333	0-0	.000	2-4	.500	6	4	10	3.3	3	0	0	2	0	0	0	4	2.8
at Santa Clara	02/13/10	*	15	0-2	.000	0-0	.000	0-0	.000	0	2	2	3.3	3	0	0	1	1	0	0	0	2.7
PORTLAND	02/18/10	*	17	1-3	.333	0-0	.000	0-0	.000	1	1	2	3.2	2	0	0	0	0	0	0	2	2.7
GONZAGA	02/20/10		19	4-6	.667	0-0	.000	0-0	.000	3	2	5	3.3	5	1	0	1	1	1	1	8	2.9
at Saint Mary's	02/25/10		19	2-5	.400	0-0	.000	0-0	.000	2	2	4	3.3	0	0	1	0	0	0	0	4	2.9
at San Diego	02/27/10	*	26	4-7	.571	0-0	.000	1-2	.500	4	4	8	3.5	2	0	2	2	0	1	0	9	3.1
vs Loyola Marymount	03/05/10		19	1-2	.500	0-0	.000	0-0	.000	4	2	6	3.5	4	0	0	0	1	0	0	2	3.1
Totals.....			10	503	36-82	.439	0-0	.000	24-34	.706	56	54	110	3.5	56	1	11	17	13	7	96	3.1

Games played: 31
 Minutes/game: 16.2
 Points/game: 3.1
 FG Pct: 43.9
 FT Pct: 70.6

Rebounds/game: 3.5
 Assists/game: 0.4
 Turnovers/game: 0.5
 Assist/turnover ratio: 0.6
 Steals/game: 0.2
 Blocks/game: 0.4

PEPPERDINE MEN'S BASKETBALL 2011-12

MOORE 2010-11 GAME-BY-GAME

Opponent	Date	GS	Min	---TOTAL---		---3-PTS---		----REBOUNDS----										Pts	Avg			
				FG-FGA	Pct	3FG-FGA	Pct	FT-FTA	Pct	Off	Def	Tot	Avg	PF	FO	A	TO			Blk	Stl	
at Portland State	11/12/10		26	5-9	.556	0-0	.000	2-4	.500	5	1	6	6.0	2	0	2	1	0	0	12	12.0	
at UCLA	11/15/10	*	21	1-2	.500	0-0	.000	0-0	.000	1	1	2	4.0	3	0	1	0	0	1	2	7.0	
vs Nevada	11/16/10	*	9	1-1	1.000	0-0	.000	0-0	.000	0	1	1	3.0	0	0	2	0	0	0	2	5.3	
CSU BAKERSFIELD	11/20/10		10	1-1	1.000	0-0	.000	2-2	1.000	1	1	2	2.8	2	0	0	0	0	0	4	5.0	
at Missouri State	11/22/10		9	1-3	.333	0-0	.000	0-0	.000	0	2	2	2.6	0	0	0	0	0	0	2	4.4	
vs Arkansas State	11/23/10		20	1-5	.200	0-0	.000	2-2	1.000	2	2	4	2.8	3	0	0	1	1	2	4	4.3	
NORTHERN ARIZONA	11/28/10		20	3-4	.750	0-0	.000	0-0	.000	1	0	1	2.6	0	0	0	0	2	0	6	4.6	
at Pacific	12/01/10	*	12	0-1	.000	0-0	.000	0-0	.000	0	0	0	2.3	1	0	0	0	0	0	0	4.0	
TEXAS-SAN ANTONIO	12/04/10	*	20	4-5	.800	0-0	.000	2-5	.400	4	3	7	2.8	4	0	0	0	0	0	10	4.7	
at Utah	12/07/10	*	19	2-8	.250	0-0	.000	0-0	.000	4	4	8	3.3	0	0	0	0	0	2	4	4.6	
REDLANDS	12/09/10	*	9	2-3	.667	0-0	.000	0-0	.000	1	3	4	3.4	3	0	0	2	0	0	4	4.5	
at Fresno State	12/11/10		13	0-0	.000	0-0	.000	0-0	.000	0	1	1	3.2	2	0	0	1	0	0	0	4.2	
UC IRVINE	12/18/10		7	0-0	.000	0-0	.000	0-0	.000	0	0	0	2.9	1	0	0	0	0	0	0	3.8	
CAL POLY	12/21/10		17	2-2	1.000	0-0	.000	2-2	1.000	1	1	2	2.9	0	0	0	0	1	1	6	4.0	
at Alabama	12/28/10	*	8	0-1	.000	0-0	.000	0-0	.000	0	0	0	2.7	0	0	0	0	0	0	0	3.7	
at Miami (Fla.)	12/30/10		7	0-0	.000	0-0	.000	0-0	.000	0	1	1	2.6	1	0	0	0	0	0	0	3.5	
SEATTLE	01/02/11		6	0-1	.000	0-0	.000	0-0	.000	0	0	0	2.4	1	0	0	0	1	0	0	3.3	
SAN DIEGO	01/06/11		10	1-2	.500	0-0	.000	3-4	.750	3	1	4	2.5	0	0	0	0	0	0	5	3.4	
SAINT MARY'S	01/08/11		20	5-7	.714	0-0	.000	1-2	.500	3	2	5	2.6	1	0	1	2	0	0	11	3.8	
at Gonzaga	01/13/11	*	25	1-4	.250	0-0	.000	0-0	.000	1	1	2	2.6	3	0	0	2	1	0	2	3.7	
at Portland	01/15/11	*	30	1-1	1.000	0-0	.000	0-0	.000	1	7	8	2.9	4	0	1	2	1	0	2	3.6	
LOYOLA MARYMOUNT	01/22/11	*	29	2-3	.667	0-0	.000	0-0	.000	2	5	7	3.0	2	0	3	2	0	1	4	3.6	
SANTA CLARA	01/27/11	*	14	0-2	.000	0-0	.000	0-0	.000	1	0	1	3.0	1	0	0	0	0	0	0	3.5	
SAN FRANCISCO	01/29/11		17	1-2	.500	0-0	.000	1-2	.500	0	4	4	3.0	2	0	0	0	0	0	3	3.5	
at Saint Mary's	02/03/11	*	30	3-5	.600	0-0	.000	0-0	.000	1	3	4	3.0	3	0	0	2	0	1	6	3.6	
at San Diego	02/05/11	*	24	3-6	.500	0-0	.000	0-0	.000	1	2	3	3.0	3	0	1	0	1	0	6	3.7	
PORTLAND	02/10/11	*	31	4-5	.800	0-0	.000	1-1	1.000	2	4	6	3.1	3	0	0	0	0	1	9	3.9	
GONZAGA	02/12/11		24	2-6	.333	0-0	.000	2-2	1.000	2	4	6	3.3	1	0	0	0	2	0	6	3.9	
at Loyola Marymount	02/16/11		29	8-10	.800	0-0	.000	0-0	.000	4	3	7	3.4	4	0	2	1	1	0	16	4.3	
at San Francisco	02/24/11	*	32	4-5	.800	0-0	.000	0-0	.000	5	3	8	3.5	5	1	2	1	5	1	8	4.5	
at Santa Clara	02/26/11	*	31	1-4	.250	0-0	.000	0-0	.000	4	2	6	3.6	3	0	0	2	0	0	2	4.4	
vs San Diego	03/04/11	*	29	3-3	1.000	0-0	.000	5-6	.833	3	4	7	3.7	4	0	0	3	0	1	11	4.6	
vs San Francisco	03/05/11	*	22	1-6	.167	0-0	.000	0-0	.000	1	2	3	3.7	4	0	0	1	0	0	2	4.5	
Totals.....			18	630	63-117	.538	0-0	.000	23-32	.719	54	68	122	3.7	66	1	15	23	16	11	149	4.5

Games played: 33
 Minutes/game: 19.1
 Points/game: 4.5
 FG Pct: 53.8
 FT Pct: 71.9

Rebounds/game: 3.7
 Assists/game: 0.5
 Turnovers/game: 0.7
 Assist/turnover ratio: 0.7
 Steals/game: 0.3
 Blocks/game: 0.5

PEPPERDINE MEN'S BASKETBALL 2011-12

MANNY OCHENJE

#34 • F • 6-9 • 205 • FR. • HS • ABUJA, NIGERIA

HIGH SCHOOL: Graduated from Brehm Prep, located in Carbondale, Ill., in 2011 ... Was on the varsity for each of his three seasons at Brehm Prep ... Averaged 14 points, 10 rebounds and one blocked shot as a senior ... At one point, was ranked as the #1 recruit for the class of 2012 in the state of Illinois by the scouting service Chicago Hoops.com ... Received a grade of 93 by ESPN.com at that time and was ranked as the 17th-best center of that class and its #82 overall player ... Was also rated #75 nationally by HoopScoop and was its 13th-best center in the class of 2012 ... Met his academic requirements quickly, however, and was reclassified into the class of 2011 during his final year of high school ... Brehm Prep is an independent school that largely competes against other prep schools and against junior colleges ... Earned the 2011 Presidential Award for outstanding academic excellence and had the highest grade-point average in his senior class ... Moved from Nigeria to Atlanta, Ga., prior to his freshman year of high school and spent his first year at Covenant Christian Academy.

CLUB: Played with Team Odom and the Illinois Titans.

PERSONAL: Born in Nigeria ... Son of Jacob Ochenje and Janifer Ochenje ... Has 12 siblings ... Only began playing basketball a year before entering high school ... Chose Pepperdine because "of the great academics, the Christian environment, the coaching staff and my teammates."

FAVORITES: Enjoys watching movies and reading ... Favorites include Kevin Garnett and Hakeem Olajuwon (pro basketball players), the Boston Celtics (pro basketball team), novels, magazines and The Bible (book), Love and Basketball (movie), Martin and ESPN (TV programs) and soccer (sport other than basketball).



PEPPERDINE MEN'S BASKETBALL 2011-12

DOMINIC REDIX

#2 • G • 6-0 • 185 • SO. • HS • APPLE VALLEY, CALIF.

PEPPERDINE 2010-11: Attended Pepperdine as a freshman, but did not play basketball ... Later joined the team as a walk-on.

HIGH SCHOOL: Graduated from Granite Hills High School, located in Apple Valley, Calif., in 2010 ... Played three years on the varsity ... Earned all-league honors as a senior after averaging 8.3 points and 7.3 assists ... Also made the all-league honorable mention team as a junior ... School won the Desert Sky League title his sophomore year ... Also lettered in track and field ... Was on the honor roll all four years.

CLUB: Played with IEBP and Team Eleate.

PERSONAL: Born in Los Angeles, Calif. ... Son of Louis and Stephanie Redix ... His father played football at Washington University ... Has one brother, Chandler ... A cousin plays football at Howard ... Majoring in sports medicine.

FAVORITES: Enjoys singing, poetry and listening to music ... Favorites include Deron Williams (pro basketball player), the Los Angeles Lakers (pro basketball team), Of Mice and Men (book), Men of Honor (movie), South Park (TV show), Jay-Z (musical artist), calamari (food) and football (sport other than basketball) ... Favorite things about basketball are "it's the only thing in my life that is consistent. No matter how you play, there will always be another day to get better."



PEPPERDINE MEN'S BASKETBALL 2011-12

NIKOLAS SKOUEN

#31 • G • 6-4 • 190 • SO. • JC • BERGEN, NORWAY

NORWAY: Joined the Norwegian National Team program at the age of 16 ... Played with the senior team during summer 2011 ... Averaged around five points a game at the 2011 Nordic Championships ... Played in an exhibition against California, which was on a European tour.


JUNIOR COLLEGE: Attended Pratt (Kan.) Community College in 2010-11 ... Was the Beavers' second-leading scorer, averaging 14.9 ppg ... Made a team-best 75 three-pointers and connected on 36% of his attempts ... Also averaged 5.1 rebounds and was second on the team with 37 steals ... Scored a season-high 32 points in the team's season finale vs. Barton County.

HIGH SCHOOL: Graduated from Olsvikasen Skole in Norway in 2009.

CLUB: Played in Norway with Ulriken, Froya and Gimle ... Averaged more than 30 points a game for Gimle, including 67 points in a single game where he made 10 three-pointers ... Won a national championship with Froya, and placed second with Gimle.

PERSONAL: Born in Bergen, Norway ... Son of Jan Sture Skouen and Alice Kvale ... His father was a four-time national champion in tennis ... Has one sister, Sarah ... Says that Pepperdine "is the perfect place for me, its athletic and educational goals are the same as my own and the coaches and players are perfect for me to be around."

FAVORITES: Enjoys working out and watching movies or comedies ... Sports hero is Michael Jordan ... Favorites include Ray Allen, Jason Terry and Reggie Miller (pro basketball players), the Los Angeles Lakers (pro basketball team), Outliers and Driven From Within (books), Stepbrothers (movie), The Fresh Prince of Bel-Air and The Office (TV shows), Drake and Kanye West (musical artists), lasagna, chicken salad and pizza (food) and tennis (sport other than basketball) ... Favorite things about basketball are "that we can always improve; when the team gets together and the crowd gets into it; and how a team can come together and surprise the world on any given night."



PEPPERDINE MEN'S BASKETBALL 2011-12

DANE SUTTLE JR.

#14 • G/F • 6-6 • 215 • SR. • 3V • LOS ANGELES, CALIF.

CAREER: Has averaged 5.8 points and 2.0 rebounds in 16.0 minutes over three seasons ... Has played in 89 games and started 17 ... A career 37.9% three-point shooter, which ranks #9 all-time at Pepperdine.

PEPPERDINE 2010-11: Averaged 3.9 points as a junior, appearing in all 33 games and starting the first eight of the season ... Shot 41.1% on three-pointers ... Scored a season-high 11 points twice, first in the season opener at Portland State (11/12) and against vs. Arkansas State (11/23) ... Sank all four of his shots, including a season-best three three-pointers, at Portland State ... Sank multiple three-pointers in a game six times ... Other season highs were seven rebounds vs. CSU Bakersfield (11/20), two assists (three times), two blocks at Santa Clara (2/26), two steals vs. Saint Mary's (1/8) and 26 minutes played vs. San Francisco at the WCC Tournament (3/5).

PEPPERDINE 2009-10: Had a strong non-conference showing as a sophomore but was limited by injuries once the WCC season began ... Overall, averaged 7.7 points and 2.5 rebounds in 19.1 minutes ... Played in 24 games and started four ... Missed the final five games of the season due to an ankle injury and had offseason surgery ... At the start of WCC play, was averaging 10.8 points, second on the team ... As his ankle injury worsened, his output declined and he averaged just 2.4 points in conference games ... Had Pepperdine's top three-point percentage at 38.6%, good for 12th in the WCC ... Made the all-tournament team at the Wyoming World Vision Challenge after averaging 15.3 points in three games, which included a career-high 22 vs. Hampton (11/27) ... Hit five of five three-pointers and had a season-high eight rebounds vs. Hampton ... Had 10 games with multiple three-pointers and made a total of 34 ... Other season highs were two assists (several times) and 32 minutes at Wyoming (11/29).

PEPPERDINE 2008-09: Showed great promise as a scorer as a freshman, averaging 6.3 points ... Played in all 32 games and started five, averaging 15.5 minutes along with 2.2 rebounds ... Sank 35 three-pointers, tied for the team high ... Shot 35.4% from beyond the arc, which ranked 15th in the WCC ... Scored in double-figures eight times ... Had a season-high 16 points vs. Western Oregon (1/3) in just 18 minutes before fouling out ... Had nine games with multiple three-pointers, including five vs. Coppin State (12/29), good for 15 points ... His best WCC game was 13 points at Portland (2/19) ... Scored a team-high 11 points at #15 Arizona State (11/23) ... Other season highs were eight rebounds vs. Cal State Monterey Bay (11/14), three assists (twice), two steals (several times) and 26 minutes (twice).

PREP SCHOOL: Attended Summit College Prep, located in Simi Valley, Calif., in 2007-08 ... Joined the nationally ranked team partway through the season, won a starting position and averaged around 12 points per game ... Averaged 19 points at the Carolina Prep Classic, where Summit Prep defeated the nation's top-ranked and previously undefeated team, Patterson Prep.

HIGH SCHOOL: Graduated from Westchester High School, located in Los Angeles, Calif., in 2007 ... Battled injuries his senior year but averaged 19 points per game ... As a junior, he was named the 2006 L.A. City Player of the Year ... Averaged 22 points that year and was also named All-CIF City Section first team and CalHiSports.com all-state second team ... Helped team win the CIF City Section title in 2006 ... Westchester High won the state championship and was ranked #1 in the country in his sophomore year as he averaged eight points ... Several teammates have played collegiately and two (Gabe Pruitt and Amir Johnson) are in the NBA.

CLUB: Played with Double Pump and Rising Stars of America.

PERSONAL: Born in Los Angeles, Calif. ... Son of Dane Suttle and Asalia Wauls ... His father starred at Pepperdine from 1980-83 when Tom Asbury was an assistant coach ... Dane Suttle Sr. is still the school's all-time leading scorer (1,701 points) who also went on to play in the NBA with the Kansas City Kings ... Has three siblings: Audom, Brian and Cache ... Majoring in advertising ... Chose Pepperdine because "Coach Asbury is an excellent coach and I wanted to go to a school where I will be successful."



PEPPERDINE MEN'S BASKETBALL 2011-12

FAVORITES: Enjoys watching movies and talking on the phone ... Favorite pro basketball players are James Harden and Tracy McGrady ... Favorite pro basketball teams are the Oklahoma City Thunder and Miami Heat ... Favorite movies are Don't Be a Menace and Friday ... Favorite TV show is The Fresh Prince of Bel-Air ... Favorite musical artist is Rick Ross ... Favorite sport other than basketball is baseball ... Favorite things about basketball are "the competition, the fulfillment and the fact that basketball just runs through my veins."

Season	gp-gs	min/avg	Total		3-Point		F-Throws			Rebounds							Scoring			
			fg-fga	pct	fg-fga	pct	ft-fa	pct	off	def	tot	avg	pf	fo	ast	to	blk	stl	pts	avg
2008-09	32-5	497/15.5	64-171	.374	35-99	.354	39-52	.750	19	51	70	2.2	40	1	21	30	4	15	202	6.3
2009-10	24-4	459/19.1	61-153	.399	34-88	.386	28-47	.596	17	43	60	2.5	33	0	13	30	1	6	184	7.7
2010-11	33-8	467/14.2	45-109	.413	23-56	.411	17-25	.680	10	35	45	1.4	31	0	18	33	5	7	130	3.9
TOTAL	89-17	1423/16.0	170-433	.393	92-243	.379	84-124	.677	46	129	175	2.0	104	1	52	93	10	28	516	5.8

SUTTLE 2008-09 GAME-BY-GAME

Opponent	Date	GS	Min	---TOTAL---		---3-PTS---		----REBOUNDS----										Pts	Avg		
				FG-FGA	Pct	3FG-FGA	Pct	FT-FTA	Pct	Off	Def	Tot	Avg	PF	FO	A	TO			Blk	Stl
CAL ST. MONTEREY BAY	11/14/08		18	2-4	.500	1-2	.500	0-0	.000	1	7	8	8.0	0	0	1	0	0	2	5	5.0
ARKANSAS-LITTLE ROCK	11/16/08		19	4-6	.667	4-5	.800	0-0	.000	0	3	3	5.5	1	0	3	1	1	2	12	8.5
BRIGHAM YOUNG	11/18/08		17	2-5	.400	2-4	.500	2-2	1.000	0	1	1	4.0	2	0	0	0	0	8	8.3	
at New Mexico State	11/21/08		12	3-7	.429	1-4	.250	1-1	1.000	0	0	0	3.0	2	0	0	0	1	0	8	8.3
at Arizona State	11/23/08		18	3-5	.600	3-4	.750	2-2	1.000	0	2	2	2.8	2	0	1	0	0	11	8.8	
CAL ST. BAKERSFIELD	11/29/08		13	0-3	.000	0-2	.000	0-0	.000	0	2	2	2.7	0	0	0	2	0	0	7.3	
at Long Beach State	12/03/08		16	4-9	.444	1-3	.333	2-2	1.000	4	1	5	3.0	2	0	1	2	0	11	7.9	
UC IRVINE	12/07/08	*	23	3-4	.750	1-2	.500	2-3	.667	0	0	0	2.6	0	0	0	1	0	9	8.0	
PACIFIC	12/13/08		13	0-3	.000	0-3	.000	0-0	.000	0	2	2	2.6	1	0	2	2	0	0	7.1	
at USC	12/15/08		20	4-10	.400	2-4	.500	4-6	.667	1	2	3	2.6	1	0	0	2	0	14	7.8	
at Cal State Northridge	12/18/08		20	2-10	.200	0-6	.000	2-5	.400	2	3	5	2.8	1	0	0	4	0	6	7.6	
GEORGIA TECH	12/20/08		15	3-8	.375	1-4	.250	0-0	.000	0	1	1	2.7	0	0	0	3	0	7	7.6	
vs Buffalo	12/28/08		15	3-5	.600	2-3	.667	1-2	.500	0	1	1	2.5	4	0	0	0	0	9	7.7	
vs Coppin State	12/29/08		26	5-8	.625	5-8	.625	0-0	.000	1	3	4	2.6	1	0	2	1	0	15	8.2	
at Hawai'i	12/30/08		18	1-8	.125	1-5	.200	2-2	1.000	0	2	2	2.6	1	0	0	0	0	5	8.0	
WESTERN OREGON	01/03/09	*	18	5-9	.556	3-6	.500	3-4	.750	1	2	3	2.6	5	1	3	0	1	16	8.5	
LOYOLA MARYMOUNT	01/10/09	*	26	4-7	.571	2-3	.667	2-3	.667	1	3	4	2.7	1	0	2	3	0	12	8.7	
at San Diego	01/15/09	*	20	1-7	.143	0-3	.000	1-2	.500	1	3	4	2.8	0	0	1	1	0	3	8.4	
at Saint Mary's	01/17/09	*	16	1-5	.200	0-3	.000	0-0	.000	0	0	0	2.6	1	0	0	0	0	2	8.1	
GONZAGA	01/22/09		17	3-7	.429	1-3	.333	2-2	1.000	2	0	2	2.6	2	0	0	0	0	9	8.1	
PORTLAND	01/24/09		11	1-4	.250	1-3	.333	2-2	1.000	0	2	2	2.6	4	0	1	0	0	5	8.0	
at San Francisco	01/29/09		11	3-6	.500	1-2	.500	0-0	.000	1	2	3	2.6	1	0	0	0	0	7	7.9	
at Santa Clara	01/31/09		13	1-2	.500	0-0	.000	0-0	.000	1	2	3	2.6	2	0	1	1	0	2	7.7	
at Loyola Marymount	02/07/09		3	0-2	.000	0-1	.000	0-0	.000	0	0	0	2.5	0	0	0	0	0	0	7.3	
SANTA CLARA	02/12/09		11	0-3	.000	0-1	.000	0-0	.000	1	0	1	2.4	0	0	0	1	0	0	7.0	
SAN DIEGO	02/14/09		14	1-5	.200	0-2	.000	3-3	1.000	0	3	3	2.5	2	0	1	1	0	5	7.0	
at Portland	02/19/09		19	2-6	.333	1-2	.500	8-11	.727	2	1	3	2.5	1	0	0	2	0	13	7.2	
at Gonzaga	02/21/09		11	0-3	.000	0-2	.000	0-0	.000	0	1	1	2.4	2	0	0	1	0	0	6.9	
SAINT MARY'S	02/26/09		4	0-1	.000	0-1	.000	0-0	.000	0	0	0	2.3	0	0	0	2	0	0	6.7	
SAN FRANCISCO	02/28/09		18	2-4	.500	2-4	.500	0-0	.000	0	0	0	2.3	0	0	1	0	0	6	6.7	
vs San Francisco	03/06/09		11	0-1	.000	0-1	.000	0-0	.000	0	0	0	2.2	1	0	1	0	1	0	6.5	
vs Portland	03/07/09		11	1-4	.250	0-3	.000	0-0	.000	0	2	2	2.2	0	0	0	0	0	2	6.3	
Totals.....		5	497	64-171	.374	35-99	.354	39-52	.750	19	51	70	2.2	40	1	21	30	4	15	202	6.3

Games played: 32
 Minutes/game: 15.5
 Points/game: 6.3
 FG Pct: 37.4
 3FG Pct: 35.4
 FT Pct: 75.0

Rebounds/game: 2.2
 Assists/game: 0.7
 Turnovers/game: 0.9
 Assist/turnover ratio: 0.7
 Steals/game: 0.5
 Blocks/game: 0.1

PEPPERDINE MEN'S BASKETBALL 2011-12

SUTTLE 2009-10 GAME-BY-GAME

Opponent	Date	GS	Min	---TOTAL---		---3-PTS---		----REBOUNDS----										Pts	Avg		
				FG-FGA	Pct	3FG-FGA	Pct	FT-FTA	Pct	Off	Def	Tot	Avg	PF	FO	A	TO			Blk	Stl
PACIFIC	11/13/09		19	5-7	.714	2-2	1.000	1-3	.333	1	4	5	5.0	0	0	0	2	0	0	13	13.0
LONG BEACH STATE	11/17/09		14	1-4	.250	0-2	.000	2-4	.500	0	2	2	3.5	4	0	0	1	0	0	4	8.5
CS SAN BERNARDINO	11/20/09		25	4-8	.500	2-5	.400	0-0	.000	2	2	4	3.7	2	0	1	0	0	10	9.0	
at UCLA	11/23/09		14	1-5	.200	1-3	.333	2-2	1.000	0	2	2	3.3	0	0	0	0	0	5	8.0	
vs Hampton	11/27/09		29	7-9	.778	5-5	1.000	3-7	.429	2	6	8	4.2	3	0	2	0	0	1	22	10.8
vs Monmouth	11/28/09	*	31	5-9	.556	4-7	.571	2-2	1.000	0	2	2	3.8	3	0	1	0	0	1	16	11.7
at Wyoming	11/29/09	*	32	3-10	.300	0-5	.000	2-3	.667	1	3	4	3.9	1	0	0	1	0	0	8	11.1
at Cal Poly	12/05/09	*	22	4-10	.400	3-7	.429	0-0	.000	1	2	3	3.8	1	0	2	2	0	1	11	11.1
FRESNO STATE	12/08/09	*	28	5-13	.385	3-10	.300	2-2	1.000	0	4	4	3.8	2	0	1	1	0	0	15	11.6
PORTLAND STATE	12/13/09		26	4-12	.333	1-2	.500	0-0	.000	3	4	7	4.1	3	0	1	1	0	0	9	11.3
NEW MEXICO STATE	12/18/09		19	3-7	.429	3-6	.500	2-2	1.000	1	1	2	3.9	4	0	0	3	0	1	11	11.3
at UC Irvine	12/21/09		26	4-8	.500	3-5	.600	4-7	.571	1	3	4	3.9	1	0	0	1	0	0	15	11.6
UTAH	12/23/09		11	1-2	.500	0-0	.000	0-0	.000	1	0	1	3.7	0	0	0	4	0	0	2	10.8
at Georgia	12/30/09		18	3-7	.429	2-4	.500	0-0	.000	0	0	0	3.4	1	0	0	2	0	0	8	10.6
MIAMI (FLA.)	01/03/10		27	4-10	.400	2-5	.400	3-3	1.000	1	1	2	3.3	0	0	2	2	0	1	13	10.8
LOYOLA MARYMOUNT	01/09/10		13	1-3	.333	1-1	1.000	0-2	.000	0	0	0	3.1	2	0	0	3	0	0	3	10.3
SANTA CLARA	01/14/10		15	2-4	.500	0-2	.000	2-5	.400	1	2	3	3.1	1	0	2	1	1	0	6	10.1
SAN FRANCISCO	01/16/10		11	0-3	.000	0-3	.000	0-0	.000	0	1	1	3.0	0	0	0	2	0	0	0	9.5
at Gonzaga	01/21/10		15	2-5	.400	1-3	.333	0-0	.000	1	0	1	2.9	1	0	0	0	0	0	5	9.3
at Portland	01/23/10		18	1-7	.143	1-7	.143	3-3	1.000	0	2	2	2.9	0	0	0	0	0	0	6	9.1
SAINT MARY'S	01/28/10		13	0-5	.000	0-1	.000	0-2	.000	1	0	1	2.8	0	0	0	1	0	1	0	8.7
SAN DIEGO	01/30/10		17	1-4	.250	0-3	.000	0-0	.000	0	0	0	2.6	2	0	1	1	0	0	2	8.4
at San Francisco	02/11/10		11	0-0	.000	0-0	.000	0-0	.000	0	2	2	2.6	2	0	0	2	0	0	0	8.0
at Santa Clara	02/13/10		5	0-1	.000	0-0	.000	0-0	.000	0	0	0	2.5	0	0	0	0	0	0	0	7.7
Totals.....		4	459	61-153	.399	34-88	.386	28-47	.596	17	43	60	2.5	33	0	13	30	1	6	184	7.7

Games played: 24
 Minutes/game: 19.1
 Points/game: 7.7
 FG Pct: 39.9
 3FG Pct: 38.6
 FT Pct: 59.6

Rebounds/game: 2.5
 Assists/game: 0.5
 Turnovers/game: 1.3
 Assist/turnover ratio: 0.4
 Steals/game: 0.3
 Blocks/game: 0.0

PEPPERDINE MEN'S BASKETBALL 2011-12

SUTTLE 2010-11 GAME-BY-GAME

Opponent	Date	GS	Min	---TOTAL---		---3-PTS---		----REBOUNDS----										Pts	Avg		
				FG-FGA	Pct	3FG-FGA	Pct	FT-FTA	Pct	Off	Def	Tot	Avg	PF	FO	A	TO			Blk	Stl
at Portland State	11/12/10	*	25	4-4	1.000	3-3	1.000	0-0	.000	0	3	3	3.0	1	0	1	2	0	0	11	11.0
at UCLA	11/15/10	*	22	2-2	1.000	1-1	1.000	0-0	.000	2	0	2	2.5	2	0	2	2	0	1	5	8.0
vs Nevada	11/16/10	*	11	0-4	.000	0-1	.000	0-0	.000	0	0	0	1.7	3	0	0	1	0	0	0	5.3
CSU BAKERSFIELD	11/20/10	*	18	0-5	.000	0-1	.000	0-0	.000	2	5	7	3.0	1	0	0	1	0	0	0	4.0
at Missouri State	11/22/10	*	22	2-4	.500	1-2	.500	0-0	.000	0	1	1	2.6	2	0	2	2	0	0	5	4.2
vs Arkansas State	11/23/10	*	21	2-3	.667	2-2	1.000	5-6	.833	0	1	1	2.3	1	0	2	0	0	0	11	5.3
NORTHERN ARIZONA	11/28/10	*	17	1-1	1.000	0-0	.000	2-2	1.000	0	1	1	2.1	1	0	1	0	0	0	4	5.1
at Pacific	12/01/10	*	8	0-1	.000	0-0	.000	0-0	.000	0	0	0	1.9	0	0	1	2	0	0	0	4.5
TEXAS-SAN ANTONIO	12/04/10		17	1-4	.250	0-1	.000	1-1	1.000	1	2	3	2.0	0	0	1	0	0	0	3	4.3
at Utah	12/07/10		17	3-5	.600	2-2	1.000	1-2	.500	0	2	2	2.0	1	0	1	1	1	0	9	4.8
REDLANDS	12/09/10		12	1-5	.200	1-4	.250	0-0	.000	0	1	1	1.9	1	0	0	2	0	0	3	4.6
at Fresno State	12/11/10		14	0-1	.000	0-1	.000	0-0	.000	1	1	2	1.9	1	0	0	1	0	1	0	4.3
UC IRVINE	12/18/10		6	0-2	.000	0-2	.000	0-0	.000	0	1	1	1.8	1	0	0	1	1	0	0	3.9
CAL POLY	12/21/10		6	0-1	.000	0-0	.000	0-0	.000	0	0	0	1.7	0	0	0	0	0	0	0	3.6
at Alabama	12/28/10		5	0-1	.000	0-1	.000	0-0	.000	0	1	1	1.7	0	0	0	2	0	0	0	3.4
at Miami (Fla.)	12/30/10		16	3-5	.600	2-2	1.000	1-1	1.000	0	1	1	1.6	2	0	1	3	1	0	9	3.8
SEATTLE	01/02/11		12	2-6	.333	0-2	.000	1-1	1.000	1	1	2	1.6	0	0	1	0	0	0	5	3.8
SAN DIEGO	01/06/11		11	3-6	.500	1-3	.333	1-2	.500	1	0	1	1.6	2	0	1	1	0	0	8	4.1
SAINT MARY'S	01/08/11		15	1-3	.333	1-1	1.000	0-0	.000	0	1	1	1.6	1	0	1	0	0	2	3	4.0
at Gonzaga	01/13/11		17	3-3	1.000	2-2	1.000	0-0	.000	0	1	1	1.6	0	0	1	0	0	0	8	4.2
at Portland	01/15/11		17	1-3	.333	0-2	.000	0-0	.000	0	1	1	1.5	1	0	0	1	0	1	2	4.1
LOYOLA MARYMOUNT	01/22/11		9	2-2	1.000	0-0	.000	0-0	.000	1	1	2	1.5	0	0	0	0	0	0	4	4.1
SANTA CLARA	01/27/11		12	2-5	.400	0-1	.000	0-0	.000	1	0	1	1.5	1	0	0	2	0	1	4	4.1
SAN FRANCISCO	01/29/11		8	1-3	.333	1-3	.333	0-0	.000	0	0	0	1.5	0	0	0	1	0	0	3	4.0
at Saint Mary's	02/03/11		12	0-1	.000	0-1	.000	0-0	.000	0	0	0	1.4	1	0	0	0	0	0	0	3.9
at San Diego	02/05/11		10	1-2	.500	1-1	1.000	0-0	.000	0	1	1	1.4	1	0	0	1	0	0	3	3.8
PORTLAND	02/10/11		16	1-5	.200	1-4	.250	1-2	.500	0	0	0	1.3	2	0	0	1	0	1	4	3.9
GONZAGA	02/12/11		8	0-5	.000	0-3	.000	0-0	.000	0	1	1	1.3	0	0	0	0	0	0	0	3.7
at Loyola Marymount	02/16/11		8	0-1	.000	0-1	.000	0-0	.000	0	0	0	1.3	1	0	0	2	0	0	0	3.6
at San Francisco	02/24/11		13	3-4	.750	2-3	.667	0-1	.000	0	2	2	1.3	0	0	1	0	0	0	8	3.7
at Santa Clara	02/26/11		19	1-3	.333	0-1	.000	3-4	.750	0	3	3	1.4	1	0	1	1	2	0	5	3.8
vs San Diego	03/04/11		17	4-6	.667	1-2	.500	0-0	.000	0	1	1	1.3	1	0	0	2	0	0	9	3.9
vs San Francisco	03/05/11		26	1-3	.333	1-3	.333	1-3	.333	0	2	2	1.4	2	0	0	1	0	0	4	3.9
Totals.....		8	467	45-109	.413	23-56	.411	17-25	.680	10	35	45	1.4	31	0	18	33	5	7	130	3.9

Games played: 33
 Minutes/game: 14.2
 Points/game: 3.9
 FG Pct: 41.3
 3FG Pct: 41.1
 FT Pct: 68.0

Rebounds/game: 1.4
 Assists/game: 0.5
 Turnovers/game: 1.0
 Assist/turnover ratio: 0.5
 Steals/game: 0.2
 Blocks/game: 0.2

PEPPERDINE MEN'S BASKETBALL 2011-12


CALEB WILLIS

#23 • G • 6-2 • 220 • JR. • 2V • STOCKBRIDGE, GA.

CAREER: Through two seasons, has played in 47 games and started eight ... Averaging 1.5 points and 1.0 assists in 9.5 minutes.

PEPPERDINE 2010-11: Saw action in 24 games, starting two, as a sophomore ... Averaged 1.5 points, 0.9 rebounds and 0.8 assists in 8.0 minutes ... Tied his career high of eight points twice, at Alabama (12/28) and vs. San Diego (1/6) ... Played a season-high 15 minutes in both games ... Sank three of four shots and made both three-point attempts against the Crimson Tide ... Other season highs were five rebounds and four assists vs. Saint Mary's (1/8) and three steals at Missouri State (11/22).

PEPPERDINE 2009-10: Started the final six games of the season as a freshman ... Appeared in 23 games overall and averaged 1.5 points and 1.2 assists in 11.0 minutes ... More than half of his season's minutes came in the final eight games of the year ... Scored a season-high eight points in the WCC Tournament vs. Loyola Marymount (3/5) ... Other season highs were five assists at San Diego (2/27), two rebounds (several times), two steals vs. Long Beach State (11/17) and 24 minutes at Saint Mary's (2/25).



HIGH SCHOOL: Graduated from Stockbridge (Ga.) High School in 2008 ... Played two years on the varsity at Stockbridge ... As a senior, was named the Henry County Player of the Year, an All-Southern Crescent first team selection and was invited to play in the Southern Crescent All-Star Basketball Game ... Averaged 21 points, eight assists and seven rebounds as a senior ... Helped Stockbridge to a #7 ranking among the 4-AAAA schools and a 22-2 record as a junior, and was named to the All-Southern Crescent second team ... A two-time MVP of the ELCA Hooptacular Christmas Tournament ... Was on Stockbridge's junior varsity as a sophomore but played on the varsity as a freshman at Centralia (Ill.) High School ... Also lettered in football and tennis ... Was on the honor roll.

PERSONAL: Born in Centralia, Ill. ... Son of Ben Willis and Lynn Willis ... Has four siblings: Domonique, Micah, Drea and Hannah ... Took a year off after graduating from high school to get himself into better shape and lost roughly 50 pounds ... Chose Pepperdine because "the school has a great basketball tradition and it was a great opportunity for my education."

FAVORITES: Enjoys writing ... Favorites include Tes Whitlock, Chauncey Billups and Kevin Garnett (pro basketball players), the Boston Celtics (pro basketball team), The Bible, Purpose Driven Life and Power of Vision (books), Love and Basketball and the Iron Man series (movies), Monk, Burn Notice and Repo (TV shows), Trey Songz, Tank, Drake and Rick Ross (musical artists), Chinese and barbeque (food) and tennis (sport other than basketball) ... Favorite thing about basketball is "I'm a very competitive person so being able to compete in basketball at a high level is wonderful."

Season	gp-gs	min/avg	Total		3-Point		F-Throws		Rebounds				Scoring							
			fg-fga	pct	fg-fga	pct	ft-fta	pct	off	def	tot	avg	pf	fo	ast	to	blk	stl	pts	avg
2009-10	23-6	254/11.0	12-32	.375	2-10	.200	8-12	.667	5	14	19	0.8	31	0	28	29	3	5	34	1.5
2010-11	24-2	191/8.0	13-34	.382	5-14	.357	6-8	.750	2	19	21	0.9	19	1	19	15	0	7	37	1.5
TOTAL	47-8	445/9.5	25-66	.379	7-24	.292	14-20	.700	7	33	40	0.9	50	1	47	44	3	12	71	1.5

PEPPERDINE MEN'S BASKETBALL 2011-12

WILLIS 2009-10 GAME-BY-GAME

Opponent	Date	GS	Min	---TOTAL---		---3-PTS---		----REBOUNDS----										Pts	Avg		
				FG-FGA	Pct	3FG-FGA	Pct	FT-FTA	Pct	Off	Def	Tot	Avg	PF	FO	A	TO			Blk	Stl
PACIFIC	11/13/09		16	1-3	.333	0-1	.000	0-0	.000	0	1	1	1.0	0	0	3	1	0	1	2	2.0
LONG BEACH STATE	11/17/09		21	1-5	.200	0-1	.000	1-2	.500	2	0	2	1.5	2	0	1	2	1	2	3	2.5
CS SAN BERNARDINO	11/20/09		5	0-1	.000	0-1	.000	0-0	.000	0	0	0	1.0	3	0	1	0	0	0	0	1.7
at UCLA	11/23/09		8	0-0	.000	0-0	.000	0-0	.000	0	1	1	1.0	1	0	1	2	0	0	0	1.3
vs Hampton	11/27/09		8	0-0	.000	0-0	.000	0-0	.000	0	1	1	1.0	0	0	1	1	0	0	0	1.0
vs Monmouth	11/28/09		3	0-0	.000	0-0	.000	0-0	.000	0	0	0	0.8	0	0	1	1	0	0	0	0.8
at Wyoming	11/29/09		2	0-0	.000	0-0	.000	0-0	.000	0	1	1	0.9	2	0	1	0	0	0	0	0.7
at Cal Poly	12/05/09		14	0-0	.000	0-0	.000	0-0	.000	0	0	0	0.8	1	0	0	1	0	0	0	0.6
FRESNO STATE	12/08/09		7	0-0	.000	0-0	.000	0-0	.000	0	0	0	0.7	1	0	0	1	0	0	0	0.6
CALIFORNIA BAPTIST	12/10/09		3	0-0	.000	0-0	.000	0-0	.000	0	0	0	0.6	0	0	0	0	0	0	0	0.5
at UC Irvine	12/21/09		6	0-1	.000	0-0	.000	0-0	.000	0	0	0	0.5	0	0	1	2	0	0	0	0.5
at Georgia	12/30/09		6	0-1	.000	0-1	.000	0-0	.000	0	2	2	0.7	0	0	0	1	0	0	0	0.4
MIAMI (FLA.)	01/03/10		3	0-1	.000	0-1	.000	0-0	.000	0	0	0	0.6	0	0	1	0	0	0	0	0.4
at Portland	01/23/10		2	0-1	.000	0-0	.000	0-0	.000	1	0	1	0.6	0	0	0	0	0	0	0	0.4
SAN DIEGO	01/30/10		5	1-1	1.000	0-0	.000	0-1	.000	0	0	0	0.6	0	0	0	2	0	0	2	0.5
at Loyola Marymount	02/06/10		14	2-2	1.000	1-1	1.000	0-0	.000	1	1	2	0.7	3	0	2	3	0	0	5	0.8
at San Francisco	02/11/10		17	2-5	.400	0-0	.000	2-4	.500	0	0	0	0.6	3	0	2	1	1	1	6	1.1
at Santa Clara	02/13/10 *		14	0-0	.000	0-0	.000	0-0	.000	0	1	1	0.7	3	0	2	1	0	0	0	1.0
PORTLAND	02/18/10 *		22	0-1	.000	0-1	.000	0-0	.000	1	1	2	0.7	2	0	2	1	0	0	0	0.9
GONZAGA	02/20/10 *		13	0-2	.000	0-1	.000	0-0	.000	0	0	0	0.7	2	0	1	3	0	0	0	0.9
at Saint Mary's	02/25/10 *		24	2-2	1.000	1-1	1.000	1-1	1.000	0	1	1	0.7	2	0	1	2	0	0	6	1.1
at San Diego	02/27/10 *		22	1-3	.333	0-1	.000	0-0	.000	0	2	2	0.8	2	0	5	2	1	0	2	1.2
vs Loyola Marymount	03/05/10 *		19	2-3	.667	0-0	.000	4-4	1.000	0	2	2	0.8	4	0	2	2	0	1	8	1.5
Totals.....		6	254	12-32	.375	2-10	.200	8-12	.667	5	14	19	0.8	31	0	28	29	3	5	34	1.5

Games played: 23
 Minutes/game: 11.0
 Points/game: 1.5
 FG Pct: 37.5
 3FG Pct: 20.0
 FT Pct: 66.7

Rebounds/game: 0.8
 Assists/game: 1.2
 Turnovers/game: 1.3
 Assist/turnover ratio: 1.0
 Steals/game: 0.2
 Blocks/game: 0.1

PEPPERDINE MEN'S BASKETBALL 2011-12

WILLIS 2010-11 GAME-BY-GAME

Opponent	Date	GS	Min	---TOTAL---		---3-PTS---		----REBOUNDS----										Pts	Avg		
				FG-FGA	Pct	3FG-FGA	Pct	FT-FTA	Pct	Off	Def	Tot	Avg	PF	FO	A	TO			Blk	Stl
at Portland State	11/12/10	*	9	1-2	.500	1-1	1.000	1-2	.500	0	0	0	0.0	2	0	1	1	0	0	4	4.0
at UCLA	11/15/10		8	2-2	1.000	0-0	.000	2-2	1.000	0	0	0	0.0	0	0	0	0	0	0	6	5.0
vs Nevada	11/16/10		12	0-0	.000	0-0	.000	0-0	.000	0	2	2	0.7	1	0	0	0	0	1	0	3.3
CSU BAKERSFIELD	11/20/10		3	1-1	1.000	0-0	.000	0-0	.000	0	0	0	0.5	0	0	0	0	0	2	3.0	
at Missouri State	11/22/10		14	1-1	1.000	0-0	.000	0-0	.000	0	0	0	0.4	3	0	3	1	0	3	2	2.8
vs Arkansas State	11/23/10		8	0-2	.000	0-1	.000	0-0	.000	0	1	1	0.5	2	0	1	1	0	1	0	2.3
NORTHERN ARIZONA	11/28/10		2	0-0	.000	0-0	.000	0-0	.000	0	0	0	0.4	0	0	0	0	0	0	0	2.0
at Pacific	12/01/10		5	0-0	.000	0-0	.000	0-0	.000	0	0	0	0.4	0	0	0	0	0	0	0	1.8
at Utah	12/07/10		5	0-1	.000	0-0	.000	0-0	.000	0	0	0	0.3	2	0	0	0	0	0	0	1.6
REDLANDS	12/09/10		7	1-1	1.000	0-0	.000	0-0	.000	0	2	2	0.5	0	0	1	0	0	0	2	1.6
at Fresno State	12/11/10		10	0-0	.000	0-0	.000	0-0	.000	0	0	0	0.5	0	0	1	5	0	0	0	1.5
CAL POLY	12/21/10		1	0-0	.000	0-0	.000	0-0	.000	0	0	0	0.4	0	0	0	0	0	0	0	1.3
at Alabama	12/28/10		15	3-4	.750	2-2	1.000	0-0	.000	0	3	3	0.6	0	0	2	1	0	1	8	1.8
at Miami (Fla.)	12/30/10		13	1-4	.250	0-1	.000	0-0	.000	0	2	2	0.7	1	0	2	1	0	0	2	1.9
SEATTLE	01/02/11		14	0-1	.000	0-1	.000	3-4	.750	0	1	1	0.7	0	0	0	0	0	3	1.9	
SAN DIEGO	01/06/11		15	3-6	.500	2-3	.667	0-0	.000	1	1	2	0.8	3	0	2	2	0	0	8	2.3
SAINT MARY'S	01/08/11		14	0-2	.000	0-2	.000	0-0	.000	1	4	5	1.1	5	1	4	2	0	0	0	2.2
at Gonzaga	01/13/11	*	7	0-0	.000	0-0	.000	0-0	.000	0	0	0	1.0	0	0	1	0	0	0	0	2.1
SANTA CLARA	01/27/11		6	0-0	.000	0-0	.000	0-0	.000	0	0	0	0.9	0	0	1	1	0	1	0	1.9
at Saint Mary's	02/03/11		1	0-0	.000	0-0	.000	0-0	.000	0	0	0	0.9	0	0	0	0	0	0	0	1.9
at San Diego	02/05/11		3	0-0	.000	0-0	.000	0-0	.000	0	1	1	0.9	0	0	0	0	0	0	0	1.8
PORTLAND	02/10/11		4	0-1	.000	0-1	.000	0-0	.000	0	1	1	0.9	0	0	0	0	0	0	0	1.7
GONZAGA	02/12/11		8	0-4	.000	0-1	.000	0-0	.000	0	1	1	0.9	0	0	0	0	0	0	0	1.6
at Loyola Marymount	02/16/11		7	0-2	.000	0-1	.000	0-0	.000	0	0	0	0.9	0	0	0	0	0	0	0	1.5
Totals.....		2	191	13-34	.382	5-14	.357	6-8	.750	2	19	21	0.9	19	1	19	15	0	7	37	1.5

Games played: 24
 Minutes/game: 8.0
 Points/game: 1.5
 FG Pct: 38.2
 3FG Pct: 35.7
 FT Pct: 75.0

Rebounds/game: 0.9
 Assists/game: 0.8
 Turnovers/game: 0.6
 Assist/turnover ratio: 1.3
 Steals/game: 0.3

PEPPERDINE MEN'S BASKETBALL 2011-12

2010-11 OVERALL STATISTICS

Overall record: 12-21 Conf: 5-9 Home: 7-7 Away: 2-13 Neutral: 3-1

#	Player	gp-gs	min	avg	Total			3-Point		F-Throw		Rebounds					pts	avg				
					fg-fga	fg%	3fg-fga	3fg%	ft-fga	ft%	off	def	tot	avg	pf	dq			a	to	blk	stl
05	BELL, Keion	20-16	593	29.7	112-271	.413	34-106	.321	120-160	.750	18	63	81	4.1	34	0	48	83	3	15	378	18.9
15	THOMPSON, Mychel	33-33	1061	32.2	167-462	.361	53-176	.301	95-123	.772	54	140	194	5.9	64	0	62	58	33	36	482	14.6
20	JACKSON, Lorne	33-19	902	27.3	145-319	.455	39-115	.339	106-136	.779	24	72	96	2.9	92	5	96	86	5	52	435	13.2
41	DARBY, Taylor	33-28	817	24.8	96-187	.513	0-0	.000	61-113	.540	83	100	183	5.5	95	5	19	43	6	17	253	7.7
10	LOWERY, Joshua	33-21	724	21.9	52-130	.400	12-35	.343	68-87	.782	11	70	81	2.5	60	2	94	46	6	25	184	5.6
22	DUPRE, Jonathan	24-5	427	17.8	51-122	.418	8-25	.320	12-18	.667	14	51	65	2.7	44	0	8	19	10	9	122	5.1
44	MOORE, Corbin	33-18	630	19.1	63-117	.538	0-0	.000	23-32	.719	54	68	122	3.7	66	1	15	23	16	11	149	4.5
01	SUTTLE JR., Dane	33-8	467	14.2	45-109	.413	23-56	.411	17-25	.680	10	35	45	1.4	31	0	18	33	5	7	130	3.9
25	CLARDY, Gus	32-9	506	15.8	28-58	.483	0-0	.000	17-26	.654	50	56	106	3.3	66	0	17	14	7	12	73	2.3
23	WILLIS, Caleb	24-2	191	8.0	13-34	.382	5-14	.357	6-8	.750	2	19	21	0.9	19	1	19	15	0	7	37	1.5
11	BRANNING, Richard	2-0	4	2.0	1-1	1.000	1-1	1.000	0-0	.000	0	1	1	0.5	0	0	0	0	0	0	3	1.5
21	HAROLD, Hector	16-0	84	5.3	4-22	.182	2-13	.154	6-7	.857	1	8	9	0.6	4	0	5	6	1	1	16	1.0
55	MAEHLEN, Jan	18-5	151	8.4	6-14	.429	0-0	.000	3-10	.300	8	17	25	1.4	34	0	3	9	3	1	15	0.8
50	AGRE, Denis	9-0	43	4.8	3-4	.750	0-0	.000	0-0	.000	4	7	11	1.2	5	0	0	1	0	0	6	0.7
04	KERRY, Tanner	10-1	43	4.3	1-4	.250	0-0	.000	4-4	1.000	1	2	3	0.3	11	0	3	1	2	0	6	0.6
33	MARTIN, Don	2-0	7	3.5	0-1	.000	0-0	.000	0-0	.000	0	0	0	0.0	1	0	1	1	0	0	0	0.0
Team											70	65	135		1		2					
Total.....		33	6650		787-1855	.424	177-541	.327	538-749	.718	404	774	1178	35.7	627	14	408	440	97	193	2289	69.4
Opponents.....		33	6650		849-1844	.460	253-681	.372	491-704	.697	331	779	1110	33.6	639	10	542	397	120	212	2442	74.0

TEAM STATISTICS

	PEP	OPP	Date	Opponent	Score	Att.			
SCORING	2289	2442	11/12/10	at Portland State	L	81-83	1095		
Points per game	69.4	74.0	% 11/15/10	at UCLA	L	69-79	6748		
Scoring margin	-4.6	-	% 11/16/10	vs Nevada	W	76-75	8345		
FIELD GOALS-ATT	787-1855	849-1844	11/20/10	CSU BAKERSFIELD	L	64-66	905		
Field goal pct	.424	.460	% 11/22/10	at Missouri State	L	60-80	5524		
3 POINT FG-ATT	177-541	253-681	% 11/23/10	vs Arkansas State	W	69-62	5092		
3-point FG pct	.327	.372	11/28/10	NORTHERN ARIZONA	L	74-88	510		
3-pt FG made per game	5.4	7.7	12/01/10	at Pacific	W	70-60	2084		
FREE THROWS-ATT	538-749	491-704	12/04/10	TEXAS-SAN ANTONIO	L	81-86	1154		
Free throw pct	.718	.697	12/07/10	at Utah	L	60-67	7396		
F-Throws made per game	16.3	14.9	12/09/10	REDLANDS	W	89-71	895		
REBOUNDS	1178	1110	12/11/10	at Fresno State	L	51-64	7677		
Rebounds per game	35.7	33.6	12/18/10	UC IRVINE	W	76-69	912		
Rebounding margin	+2.1	-	12/21/10	CAL POLY	L	64-70	715		
ASSISTS	408	542	12/28/10	at Alabama	L	60-83	9139		
Assists per game	12.4	16.4	12/30/10	at Miami (Fla.)	L	59-94	2793		
TURNOVERS	440	397	01/02/11	SEATTLE	W	84-64	827		
Turnovers per game	13.3	12.0	* 01/06/11	SAN DIEGO	W	75-55	902		
Turnover margin	-1.3	-	* 01/08/11	SAINT MARY'S	L	60-85	1424		
Assist/turnover ratio	0.9	1.4	* 01/13/11	at Gonzaga	L	75-92	6000		
STEALS	193	212	* 01/15/11	at Portland	L	42-57	2448		
Steals per game	5.8	6.4	* 01/22/11	LOYOLA MARYMOUNT	W	78-75	2142		
BLOCKS	97	120	* 01/27/11	SANTA CLARA	L	59-71	1412		
Blocks per game	2.9	3.6	* 01/29/11	SAN FRANCISCO	W	94-88	1685		
ATTENDANCE	16478	92179	* 02/03/11	at Saint Mary's	L	71-79	3500		
Home games-Avg/Game	14-1177	15-4342	* 02/05/11	at San Diego	Wot	70-63	2828		
Neutral site-Avg/Game	-	4-6760	* 02/10/11	PORTLAND	W	66-64	1194		
			* 02/12/11	GONZAGA	L	44-63	1801		
Score by Periods	1st	2nd	OT	Totals	* 02/16/11	at Loyola Marymount	L	79-82	2750
Pepperdine	1027	1239	23	2289	* 02/24/11	at San Francisco	Lot	78-79	1477
Opponents	1168	1257	17	2442	* 02/26/11	at Santa Clara	L	68-71	3678
					# 03/04/11	vs San Diego	W	84-81	6560
					# 03/05/11	vs San Francisco	L	59-76	7045

* = West Coast Conference game

% = Dick's Sporting Goods NIT Season Tip-Off

= WCC Championships (Las Vegas, Nev.)

PEPPERDINE MEN'S BASKETBALL 2011-12

2010-11 CONFERENCE STATISTICS

RECORD:	OVERALL	HOME	AWAY	NEUTRAL
ALL GAMES	5-9	4-3	1-6	0-0
CONFERENCE	5-9	4-3	1-6	0-0
NON-CONFERENCE	0-0	0-0	0-0	0-0

#	Player	gp-gs	min	avg	Total		3-Point		F-Throw		Rebounds			pf	dq	a	to	blk	stl	pts	avg	
					fg-fga	fg%	3fg-fga	3fg%	ft-fga	ft%	off	def	tot									avg
20	JACKSON, Lorne	14-14	463	33.1	80-169	.473	17-59	.288	56-71	.789	12	33	45	3.2	44	3	47	48	3	28	233	16.6
15	THOMPSON, Mychel	14-14	477	34.1	75-209	.359	21-73	.288	46-58	.793	17	72	89	6.4	29	0	31	30	14	12	217	15.5
05	BELL, Keion	6-3	153	25.5	26-66	.394	10-24	.417	26-30	.867	3	11	14	2.3	13	0	10	27	1	4	88	14.7
41	DARBY, Taylor	14-14	377	26.9	50-101	.495	0-0	.000	20-38	.526	33	44	77	5.5	37	2	11	18	1	12	120	8.6
10	LOWERY, Joshua	14-10	351	25.1	26-70	.371	6-16	.375	30-39	.769	2	37	39	2.8	27	1	46	19	3	13	88	6.3
44	MOORE, Corbin	14-9	346	24.7	36-62	.581	0-0	.000	8-11	.727	30	41	71	5.1	35	1	10	14	11	4	80	5.7
22	DUPRE, Jonathan	7-0	101	14.4	14-26	.538	3-7	.429	4-6	.667	3	10	13	1.9	7	0	5	7	2	3	35	5.0
01	SUTTLE JR., Dane	14-0	175	12.5	19-46	.413	9-26	.346	5-9	.556	3	11	14	1.0	11	0	5	10	2	5	52	3.7
25	CLARDY, Gus	14-5	274	19.6	13-28	.464	0-0	.000	8-13	.615	28	24	52	3.7	34	0	10	8	4	5	34	2.4
23	WILLIS, Caleb	9-1	65	7.2	3-15	.200	2-8	.250	0-0	.000	2	8	10	1.1	8	1	8	5	0	1	8	0.9
50	AGRE, Denis	4-0	21	5.3	1-1	1.000	0-0	.000	0-0	.000	3	3	6	1.5	1	0	0	1	0	0	2	0.5
21	HAROLD, Hector	5-0	23	4.6	1-6	.167	0-2	.000	0-0	.000	0	3	3	0.6	3	0	1	1	0	0	2	0.4
11	BRANNING, Richard	1-0	3	3.0	0-0	.000	0-0	.000	0-0	.000	0	1	1	1.0	0	0	0	0	0	0	0	0.0
33	MARTIN, Don	2-0	7	3.5	0-1	.000	0-0	.000	0-0	.000	0	0	0	0.0	1	0	1	1	0	0	0	0.0
55	MAEHLLEN, Jan	4-0	14	3.5	0-0	.000	0-0	.000	0-0	.000	0	0	0	0.0	4	0	0	2	0	0	0	0.0
Team											32	28	60									
Total.....		14	2850		344-800	.430	68-215	.316	203-275	.738	168	326	494	35.3	254	8	185	191	41	87	959	68.5
Opponents.....		14	2850		362-782	.463	108-282	.383	192-267	.719	131	331	462	33.0	252	1	239	176	60	97	1024	73.1

TEAM STATISTICS	PEP	OPP	Date	Opponent	Score	Att.
SCORING	959	1024	* 01/06/11	SAN DIEGO	w 75-55	902
Points per game	68.5	73.1	* 01/08/11	SAINT MARY'S	L 60-85	1424
Scoring margin	-4.6	-	* 01/13/11	at Gonzaga	L 75-92	6000
FIELD GOALS-ATT	344-800	362-782	* 01/15/11	at Portland	L 42-57	2448
Field goal pct	.430	.463	* 01/22/11	LOYOLA MARYMOUNT	w 78-75	2142
3 POINT FG-ATT	68-215	108-282	* 01/27/11	SANTA CLARA	L 59-71	1412
3-point FG pct	.316	.383	* 01/29/11	SAN FRANCISCO	w 94-88	1685
3-pt FG made per game	4.9	7.7	* 02/03/11	at Saint Mary's	L 71-79	3500
FREE THROWS-ATT	203-275	192-267	* 02/05/11	at San Diego	Wot 70-63	2828
Free throw pct	.738	.719	* 02/10/11	PORTLAND	w 66-64	1194
F-Throws made per game	14.5	13.7	* 02/12/11	GONZAGA	L 44-63	1801
REBOUNDS	494	462	* 02/16/11	at Loyola Marymount	L 79-82	2750
Rebounds per game	35.3	33.0	* 02/24/11	at San Francisco	Lot 78-79	1477
Rebounding margin	+2.3	-	* 02/26/11	at Santa Clara	L 68-71	3678
ASSISTS	185	239				
Assists per game	13.2	17.1				
TURNOVERS	191	176				
Turnovers per game	13.6	12.6				
Turnover margin	-1.1	-				
Assist/turnover ratio	1.0	1.4				
STEALS	87	97				
Steals per game	6.2	6.9				
BLOCKS	41	60				
Blocks per game	2.9	4.3				
ATTENDANCE	10560	22681				
Home games-Avg/Game	7-1509	7-3240				
Neutral site-Avg/Game	-	0-0				

* = West Coast Conference game
% = Dick's Sporting Goods NIT Season Tip-Off
= WCC Championships (Las Vegas, Nev.)

Score by Periods	1st	2nd	OT	Totals
Pepperdine	399	537	23	959
Opponents	478	529	17	1024

PEPPERDINE MEN'S BASKETBALL 2011-12

2010-11 SEASON RESULTS

RECORD:	OVERALL	HOME	AWAY	NEUTRAL
ALL GAMES	12-21	7-7	2-13	3-1
CONFERENCE	5-9	4-3	1-6	0-0
NON-CONFERENCE	7-12	3-4	1-7	3-1

Date	Opponent	Score	Att.	High Points	High Rebounds
11/12/10	at Portland State	81-83 L	1095	(22)BELL, Keion	(6)MOORE, Corbin (6)DUPRE, Jonathan
11/15/10	%at UCLA	69-79 L	6748	(24)BELL, Keion	(6)DARBY, Taylor
11/16/10	%vs Nevada	W 76-75	8345	(34)THOMPSON, Mychel	(5)CLARDY, Gus
11/20/10	CSU BAKERSFIELD	64-66 L	905	(26)BELL, Keion	(7)SUTTLE JR., Dane
11/22/10	%at Missouri State	60-80 L	5524	(20)THOMPSON, Mychel	(6)DARBY, Taylor
11/23/10	%vs Arkansas State	W 69-62	5092	(16)JACKSON, Lorne	(9)THOMPSON, Mychel
11/28/10	NORTHERN ARIZONA	74-88 L	510	(33)BELL, Keion	(7)THOMPSON, Mychel
12/01/10	at Pacific	W 70-60	2084	(25)BELL, Keion	(9)THOMPSON, Mychel
12/04/10	TEXAS-SAN ANTONIO	81-86 L	1154	(31)BELL, Keion	(7)THOMPSON, Mychel (7)MOORE, Corbin (7)BELL, Keion
12/07/10	at Utah	60-67 L	7396	(17)BELL, Keion	(10)DARBY, Taylor
12/09/10	REDLANDS	W 89-71	895	(20)JACKSON, Lorne	(9)BELL, Keion
12/11/10	at Fresno State	51-64 L	7677	(18)BELL, Keion	(6)DARBY, Taylor (6)BELL, Keion
12/18/10	UC IRVINE	W 76-69	912	(19)BELL, Keion	(9)DARBY, Taylor (9)JACKSON, Lorne
12/21/10	CAL POLY	64-70 L	715	(24)THOMPSON, Mychel	(7)DUPRE, Jonathan
12/28/10	at Alabama	60-83 L	9139	(17)BELL, Keion	(7)DARBY, Taylor
12/30/10	at Miami (Fla.)	59-94 L	2793	(15)THOMPSON, Mychel	(6)CLARDY, Gus
01/02/11	SEATTLE	W 84-64	827	(23)JACKSON, Lorne (23)THOMPSON, Mychel	(10)THOMPSON, Mychel
01/06/11	*SAN DIEGO	W 75-55	902	(26)JACKSON, Lorne	(10)THOMPSON, Mychel
01/08/11	*SAINT MARY'S	60-85 L	1424	(16)DARBY, Taylor	(9)DARBY, Taylor
01/13/11	*at Gonzaga	75-92 L	6000	(18)JACKSON, Lorne	(6)DARBY, Taylor
01/15/11	*at Portland	42-57 L	2448	(10)BELL, Keion (10)THOMPSON, Mychel	(8)MOORE, Corbin
01/22/11	*LOYOLA MARYMOUNT	W 78-75	2142	(24)JACKSON, Lorne	(8)THOMPSON, Mychel
01/27/11	*SANTA CLARA	59-71 L	1412	(17)THOMPSON, Mychel	(6)THOMPSON, Mychel
01/29/11	*SAN FRANCISCO	W 94-88	1685	(23)JACKSON, Lorne	(8)THOMPSON, Mychel
02/03/11	*at Saint Mary's	71-79 L	3500	(24)BELL, Keion	(8)THOMPSON, Mychel
02/05/11	*at San Diego	Wot 70-63	2828	(25)THOMPSON, Mychel	(7)DARBY, Taylor
02/10/11	*PORTLAND	W 66-64	1194	(18)THOMPSON, Mychel	(7)CLARDY, Gus (7)DARBY, Taylor
02/12/11	*GONZAGA	44-63 L	2484	(9)THOMPSON, Mychel	(6)DARBY, Taylor (6)MOORE, Corbin (6)LOWERY, Joshua
02/16/11	*at Loyola Marymount	79-82 L	2750	(29)THOMPSON, Mychel	(7)MOORE, Corbin
02/24/11	*at San Francisco	78-79 Lot	1477	(31)THOMPSON, Mychel	(11)DARBY, Taylor
02/26/11	*at Santa Clara	68-71 L	3678	(23)JACKSON, Lorne	(9)THOMPSON, Mychel
03/04/11	#vs San Diego	W 84-81	6560	(26)THOMPSON, Mychel	(7)MOORE, Corbin
03/05/11	#vs San Francisco	59-76 L	7045	(18)JACKSON, Lorne	(10)DARBY, Taylor

* = West Coast Conference game

% = Dick's Sporting Goods NIT Season Tip-Off

= WCC Championships (Las Vegas, Nev.)

Attendance Summary	Games	Attend	Avg/Game
Home	14	17161	1226
Away	15	65137	4342
Neutral	4	27042	6760
Total	33	109340	3313

PEPPERDINE MEN'S BASKETBALL 2011-12

2010-11 GAME-BY-GAME STATISTICS

Opponent	Date	Score	01		04		05		10		15		20		21	
			SUTTLE, JR.	KERRY, TANN	BELL, KEION	LOWERY, JOS	THOMPSON, M	JACKSON, LO	HAROLD, HEC							
at Portland State	11/12/10	81-83	L	11-3-1	0-0-0	22-2-4	2-3-0	11-4-1	6-3-3	0-1-0						
at UCLA	11/15/10	69-79	L	5-2-2	0-0-0	24-4-2	3-1-2	11-3-2	4-2-1	DNP						
vs Nevada	11/16/10	76-75	W	0-0-0	0-0-0	16-3-3	2-0-0	34-4-2	5-4-3	0-0-2						
CSU BAKERSFIELD	11/20/10	64-66	L	0-7-0	0-0-0	26-4-2	4-2-3	8-2-2	6-3-1	DNP						
at Missouri State	11/22/10	60-80	L	5-1-2	DNP	DNP	2-1-1	20-3-1	5-2-3	5-0-1						
vs Arkansas State	11/23/10	69-62	W	11-1-2	0-0-0	DNP	12-2-1	13-9-1	16-6-3	0-1-0						
NORTHERN ARIZONA	11/28/10	74-88	L	4-1-1	DNP	33-6-6	3-1-5	16-7-1	2-2-1	3-1-0						
at Pacific	12/01/10	70-60	W	0-0-1	0-1-3	25-3-1	6-6-5	12-9-2	10-1-0	0-0-0						
TEXAS-SAN ANTONIO	12/04/10	81-86	L	3-3-1	2-0-0	31-7-1	0-1-4	4-7-1	22-5-0	DNP						
at Utah	12/07/10	60-67	L	9-2-1	0-0-0	17-3-1	10-3-5	6-8-3	8-1-1	0-0-0						
REDLANDS	12/09/10	89-71	W	3-1-0	4-2-0	19-9-4	7-2-2	6-7-4	20-3-3	2-1-0						
at Fresno State	12/11/10	51-64	L	0-2-0	0-0-0	18-6-3	0-3-1	2-4-1	12-0-2	DNP						
UC IRVINE	12/18/10	76-69	W	0-1-0	DNP	19-7-4	8-2-3	18-7-3	14-9-3	0-0-0						
CAL POLY	12/21/10	64-70	L	0-0-0	DNP	11-5-4	5-2-2	24-3-1	6-2-2	DNP						
at Alabama	12/28/10	60-83	L	0-1-0	DNP	17-4-2	3-1-3	5-3-0	2-3-2	0-1-0						
at Miami (Fla.)	12/30/10	59-94	L	9-1-1	DNP	12-4-1	3-0-1	15-5-2	0-0-0	4-1-1						
SEATTLE	01/02/11	84-64	W	5-2-1	DNP	DNP	7-2-6	23-10-2	23-0-10	DNP						
SAN DIEGO	01/06/11	75-55	W	8-1-1	DNP	DNP	2-2-3	9-10-2	26-2-4	0-0-0						
SAINT MARY'S	01/08/11	60-85	L	3-1-1	DNP	DNP	0-0-1	3-3-0	15-3-3	0-2-0						
at Gonzaga	01/13/11	75-92	L	8-1-1	DNP	9-4-3	5-1-1	15-3-3	18-1-1	2-1-0						
at Portland	01/15/11	42-57	L	2-1-0	DNP	10-2-1	0-0-0	10-4-0	8-3-4	DNP						
LOYOLA MARYMOUNT	01/22/11	78-75	W	4-2-0	DNP	22-1-2	2-0-0	11-8-3	24-5-4	DNP						
SANTA CLARA	01/27/11	59-71	L	4-1-0	DNP	5-3-2	12-2-6	17-6-2	8-2-2	DNP						
SAN FRANCISCO	01/29/11	94-88	W	3-0-0	DNP	18-2-2	15-4-7	18-8-6	23-4-4	DNP						
at Saint Mary's	02/03/11	71-79	L	0-0-0	DNP	24-2-0	3-4-4	11-8-1	16-1-3	DNP						
at San Diego	02/05/11	70-63	W	3-1-0	DNP	DNP	8-2-3	25-6-2	11-1-2	0-0-0						
PORTLAND	02/10/11	66-64	W	4-0-0	DNP	DNP	7-2-7	18-4-4	15-3-6	DNP						
GONZAGA	02/12/11	44-63	L	0-1-0	DNP	DNP	7-6-5	9-5-2	6-6-3	DNP						
at Loyola Marymount	02/16/11	79-82	L	0-0-0	DNP	DNP	6-6-6	29-5-1	22-3-3	0-0-1						
at San Francisco	02/24/11	78-79	L	8-2-1	DNP	DNP	6-6-3	31-10-2	18-7-4	DNP						
at Santa Clara	02/26/11	68-71	L	5-3-1	DNP	DNP	15-4-0	11-9-3	23-4-4	DNP						
vs San Diego	03/04/11	84-81	W	9-1-0	DNP	DNP	4-5-2	26-6-0	23-1-8	DNP						
vs San Francisco	03/05/11	59-76	L	4-2-0	DNP	DNP	15-5-2	11-4-2	18-4-3	DNP						

Opponent	Date	Score	22		23		25		41		44		50		55	
			DUPRE, JONA	WILLIS, CAL	CLARDY, GUS	DARBY, TAYL	MOORE, CORB	AGRE, DENIS	MAEHLLEN, JA							
at Portland State	11/12/10	81-83	L	11-6-0	4-0-1	0-0-0	1-5-0	12-6-2	DNP	DNP	1-1-0					
at UCLA	11/15/10	69-79	L	4-1-0	6-0-0	DNP	8-6-0	2-2-1	DNP	DNP	2-2-0					
vs Nevada	11/16/10	76-75	W	9-4-1	0-2-0	2-5-2	6-2-0	2-1-2	DNP	DNP	0-3-1					
CSU BAKERSFIELD	11/20/10	64-66	L	6-6-2	2-0-0	0-1-1	0-3-1	4-2-0	DNP	DNP	8-3-0					
at Missouri State	11/22/10	60-80	L	4-2-0	2-0-3	0-2-0	15-6-0	2-2-0	0-1-0	0-1-0						
vs Arkansas State	11/23/10	69-62	W	4-0-0	0-1-1	0-0-0	9-8-0	4-4-0	DNP	DNP	0-3-1					
NORTHERN ARIZONA	11/28/10	74-88	L	4-3-0	0-0-0	0-1-0	3-5-0	6-1-0	DNP	DNP	0-1-0					
at Pacific	12/01/10	70-60	W	0-3-0	0-0-0	6-5-0	11-3-1	0-0-0	DNP	DNP						
TEXAS-SAN ANTONIO	12/04/10	81-86	L	4-2-0	DNP	0-2-2	5-6-1	10-7-0	DNP	DNP	0-1-0					
at Utah	12/07/10	60-67	L	0-1-0	0-0-0	0-3-0	4-10-0	4-8-0	DNP	DNP	2-0-0					
REDLANDS	12/09/10	89-71	W	1-3-0	2-2-1	0-1-0	17-6-2	4-4-0	4-2-0	DNP	DNP					
at Fresno State	12/11/10	51-64	L	2-2-0	0-0-1	4-5-0	13-6-1	0-1-0	0-0-0	0-4-0						
UC IRVINE	12/18/10	76-69	W	8-5-0	DNP	5-2-0	4-9-0	0-0-0	DNP	DNP						
CAL POLY	12/21/10	64-70	L	9-7-0	0-0-0	0-2-1	3-5-0	6-2-0	DNP	DNP						
at Alabama	12/28/10	60-83	L	9-3-0	8-3-2	6-5-0	8-7-2	0-0-0	0-1-0	2-4-0						
at Miami (Fla.)	12/30/10	59-94	L	5-0-0	2-2-2	2-6-0	4-4-0	0-1-0	0-1-0	0-1-0						
SEATTLE	01/02/11	84-64	W	7-4-0	3-1-0	8-5-0	8-2-0	0-0-0	DNP	DNP	0-1-0					
SAN DIEGO	01/06/11	75-55	W	7-5-1	8-2-2	4-5-1	6-1-1	5-4-0	DNP	DNP	0-0-0					
SAINT MARY'S	01/08/11	60-85	L	10-4-1	0-5-4	2-2-0	16-9-0	11-5-1	0-1-0	0-0-0						
at Gonzaga	01/13/11	75-92	L	2-0-1	0-0-1	0-2-0	14-6-1	2-2-0	DNP	DNP	0-0-0					
at Portland	01/15/11	42-57	L	2-0-0	DNP	0-4-1	8-5-0	2-8-1	DNP	DNP						
LOYOLA MARYMOUNT	01/22/11	78-75	W	7-1-1	DNP	2-1-0	2-3-3	4-7-3	DNP	DNP						
SANTA CLARA	01/27/11	59-71	L	4-1-1	0-0-1	4-5-0	5-3-0	0-1-0	DNP	DNP						
SAN FRANCISCO	01/29/11	94-88	W	3-2-0	DNP	0-3-2	11-3-0	3-4-0	DNP	DNP	0-0-0					
at Saint Mary's	02/03/11	71-79	L	DNP	0-0-0	2-2-1	9-6-1	6-4-0	DNP	DNP						
at San Diego	02/05/11	70-63	W	DNP	0-1-0	3-3-3	14-7-2	6-3-1	0-2-0	DNP						
PORTLAND	02/10/11	66-64	W	DNP	0-1-0	9-7-0	4-7-1	9-6-0	DNP	DNP						
GONZAGA	02/12/11	44-63	L	DNP	0-1-0	8-5-0	6-6-0	6-6-0	2-2-0	DNP						
at Loyola Marymount	02/16/11	79-82	L	DNP	0-0-0	0-6-2	6-6-1	16-7-2	DNP	DNP						
at San Francisco	02/24/11	78-79	L	DNP	DNP	0-5-0	7-11-0	8-8-2	DNP	DNP						
at Santa Clara	02/26/11	68-71	L	DNP	DNP	0-2-0	12-4-1	2-6-0	0-1-0	DNP						
vs San Diego	03/04/11	84-81	W	DNP	DNP	4-6-0	7-3-0	11-7-0	DNP	DNP	0-0-0					
vs San Francisco	03/05/11	59-76	L	DNP	DNP	2-3-1	7-10-0	2-3-0	DNP	DNP						

2010-11 GAME COMPARISON STATISTICS

Opponent	1st	2nd	Score	Mar	Total FG	FG Pct	3-Pointers	3FG Pct	Free Throws	FT Pct	Rebounds	Assist	T/Over	Block	Steal	Fouls
Portland State	48/41	33/42	81-83	(2)	31-59/22-52	.525/.423	8-14/8-17	.571/.471	11-24/31-38	.458/.816	37/30 +7	12/14	19/16	3/3	7/5	27/22
UCLA	34/36	35/43	69-79	(10)	26-51/30-57	.510/.526	5-12/5-16	.417/.313	12-17/14-25	.706/.560	26/35 (9)	10/21	18/13	3/2	9/7	20/18
Nevada	46/46	30/29	76-75	+1	25-58/29-58	.431/.500	7-18/9-19	.389/.474	19-27/8-15	.704/.533	34/35 (1)	16/18	8/13	1/1	5/3	19/22
CSU BAKERSFIELD	33/36	31/30	64-66	(2)	25-62/23-52	.403/.442	3-15/7-20	.200/.350	11-18/13-18	.611/.722	43/29 +14	12/12	9/8	3/4	4/4	17/13
Missouri State	26/29	34/51	60-80	(20)	21-49/26-43	.429/.605	6-14/8-18	.429/.444	12-20/20-28	.600/.714	22/33 (11)	12/18	11/12	1/2	8/5	25/19
Arkansas State	26/33	43/29	69-62	+7	19-47/21-53	.404/.396	6-14/6-17	.429/.353	25-30/14-22	.833/.636	38/28 +10	9/13	13/11	6/3	5/8	19/21
NORTHERN ARIZONA	37/47	37/41	74-88	(14)	26-63/37-69	.413/.536	8-23/8-14	.348/.571	14-18/6-8	.778/.750	34/39 (5)	14/28	7/6	8/6	3/5	10/17
Pacific	16/27	54/33	70-60	+10	23-45/21-54	.511/.389	6-14/5-24	.429/.208	18-25/13-19	.720/.684	33/27 +6	13/13	14/11	5/2	5/3	16/17
TEXAS-SAN ANTONIO	37/51	44/35	81-86	(5)	22-58/28-58	.379/.483	8-28/11-25	.286/.440	29-39/19-29	.744/.655	44/31 +13	10/19	12/8	1/3	4/4	25/24
Utah	29/26	31/41	60-67	(7)	25-65/25-59	.385/.424	3-17/6-23	.176/.261	7-15/11-19	.467/.579	44/37 +7	11/15	17/12	4/7	6/12	17/14
REDLANDS	40/25	49/46	89-71	+18	29-61/22-60	.475/.367	5-21/7-26	.238/.269	26-36/20-22	.722/.909	48/30 +18	16/16	15/14	2/2	6/5	22/27
Fresno State	26/30	25/34	51-64	(13)	18-49/22-60	.367/.367	4-20/3-21	.200/.143	11-21/17-28	.524/.607	37/42 (5)	9/10	27/17	3/2	6/15	23/18
UC IRVINE	38/33	38/36	76-69	+7	23-63/19-61	.365/.311	7-19/5-29	.368/.172	23-29/26-32	.793/.813	45/44 +1	13/10	11/14	3/2	5/6	22/26
CAL POLY	26/32	38/38	64-70	(6)	22-56/22-48	.393/.458	6-20/8-18	.300/.444	14-17/18-25	.824/.720	31/34 (3)	10/15	8/9	5/3	6/6	20/16
Alabama	24/43	36/40	60-83	(23)	23-65/34-66	.354/.515	5-17/7-19	.294/.368	9-14/8-13	.643/.615	40/41 (1)	11/22	14/13	2/10	6/9	12/18
Miami (Fla.)	25/43	34/51	59-94	(35)	17-55/28-52	.309/.538	5-17/12-25	.294/.480	20-27/26-35	.741/.743	32/37 (5)	8/16	13/8	2/3	3/5	25/22
SEATTLE	41/40	43/24	84-64	+20	29-57/21-54	.509/.389	5-12/11-27	.417/.407	21-25/11-16	.840/.688	33/31 +2	19/13	11/16	4/3	8/4	16/21
SAN DIEGO	27/28	48/27	75-55	+20	23-48/20-47	.479/.426	5-13/8-22	.385/.364	24-27/7-13	.889/.538	35/20 +15	15/10	14/15	3/3	8/4	20/23
SAINT MARY'S	27/46	33/39	60-85	(25)	20-59/33-67	.339/.493	3-12/15-31	.250/.484	17-22/4-11	.773/.364	43/39 +4	12/24	11/5	1/6	3/3	15/16
Gonzaga	30/46	45/46	75-92	(17)	28-54/35-56	.519/.625	7-13/10-18	.538/.556	12-18/12-12	.667/1000	23/27 (4)	12/23	16/12	4/4	7/10	12/16
Portland	24/33	18/24	42-57	(15)	16-51/19-47	.314/.404	4-25/6-18	.160/.333	6-8/13-20	.750/.650	31/33 (2)	7/13	19/14	2/2	5/6	24/17
LOYOLA MARYMOUNT	35/35	43/40	78-75	+3	28-60/28-57	.467/.491	8-15/5-15	.533/.333	14-14/14-21	1000/667	33/32 +1	16/19	15/15	2/3	6/7	15/15
SANTA CLARA	18/33	41/38	59-71	(12)	22-54/25-51	.407/.490	3-9/3-12	.333/.250	12-17/18-23	.706/.783	31/33 (2)	14/13	16/16	4/8	5/11	19/15
SAN FRANCISCO	33/31	61/57	94-88	+6	29-53/33-66	.547/.500	7-18/8-26	.389/.308	29-38/14-24	.763/.583	35/31 +4	21/23	16/15	1/1	9/7	22/27
Saint Mary's	27/34	44/45	71-79	(8)	27-49/24-52	.551/.462	4-12/8-20	.333/.400	13-19/23-28	.684/.821	28/29 (1)	10/18	21/13	1/1	8/13	27/19
San Diego	29/29	28/28	70-63	+7	27-57/22-47	.474/.468	5-15/7-16	.333/.438	11-21/12-18	.524/.667	30/34 (4)	13/13	10/18	5/5	6/6	17/21
PORTLAND	29/31	37/33	66-64	+2	24-54/22-59	.444/.373	5-17/8-22	.294/.364	13-17/12-17	.765/.706	36/35 +1	18/15	9/8	4/6	5/3	17/18
GONZAGA	20/33	24/30	44-63	(19)	17-62/22-57	.274/.386	2-15/4-17	.133/.235	8-12/15-18	.667/.833	43/41 +2	10/17	12/10	2/5	5/7	14/14
Loyola Marymount	29/43	50/39	79-82	(3)	29-60/28-52	.483/.538	8-18/9-17	.444/.529	13-18/17-25	.722/.680	37/26 +11	16/21	13/8	1/4	1/6	19/18
San Francisco	39/26	29/42	78-79	(1)	33-83/26-69	.398/.377	4-19/9-25	.211/.360	8-14/18-22	.571/.818	53/49 +4	12/15	8/14	8/7	8/6	18/15
Santa Clara	32/30	36/41	68-71	(3)	21-56/25-55	.375/.455	3-14/8-23	.214/.348	23-30/13-15	.767/.867	36/33 +3	9/15	11/13	3/5	11/8	15/18
San Diego	41/30	43/51	84-81	+3	22-39/27-52	.564/.519	4-9/10-20	.444/.500	36-44/17-27	.818/.630	31/22 +9	10/17	14/10	0/0	5/5	22/31
San Francisco	35/42	24/34	59-76	(17)	17-53/30-54	.321/.556	8-22/9-21	.364/.429	17-28/7-18	.607/.389	32/43 (11)	8/13	8/10	0/2	5/4	16/21

Note: Game totals are displayed in the format TEAM/OPPONENT for each category

PEPPERDINE MEN'S BASKETBALL 2011-12

2010-11 SEASON/CAREER SUMMARY

SEASON STATISTICS

CAREER STATISTICS

SUMMARY	gp-gs	min/g	fg%	3fg%	ft%	r/g	a/g	stl	blk	pts/g	gp-gs	min/g	fg%	3fg%	ft%	r/g	a/g	stl	blk	pts/g
BELL, Keion	20-16	29.7	.413	.321	.750	4.1	2.4	15	3	18.9	83-72	28.7	.423	.314	.748	4.7	2.6	104	21	16.4
THOMPSON, Mychel	33-33	32.2	.361	.301	.772	5.9	1.9	36	33	14.6	128-114	29.1	.357	.326	.760	4.3	1.6	145	79	11.0
JACKSON, Lorne	33-19	27.3	.455	.339	.779	2.9	2.9	52	5	13.2	95-51	23.4	.418	.343	.769	2.5	2.4	114	9	9.4
DARBY, Taylor	33-28	24.8	.513	.000	.540	5.5	0.6	17	6	7.7	96-82	24.6	.434	.000	.589	5.9	0.5	38	29	6.7
LOWERY, Joshua	33-21	21.9	.400	.343	.782	2.5	2.8	25	6	5.6	61-29	17.3	.354	.295	.752	1.8	1.9	32	7	3.8
DUPRE, Jonathan	24-5	17.8	.418	.320	.667	2.7	0.3	9	10	5.1	81-17	18.1	.382	.310	.726	2.9	0.3	24	27	5.5
MOORE, Corbin	33-18	19.1	.538	.000	.719	3.7	0.5	11	16	4.5	96-49	17.7	.500	.000	.674	3.9	0.4	27	42	3.6
SUTTLE JR., Dane	33-8	14.2	.413	.411	.680	1.4	0.5	7	5	3.9	89-17	16.0	.393	.379	.677	2.0	0.6	28	10	5.8
CLARDY, Gus	32-9	15.8	.483	.000	.654	3.3	0.5	12	7	2.3	87-22	11.1	.539	.000	.595	2.3	0.3	25	12	1.7
WILLIS, Caleb	24-2	8.0	.382	.357	.750	0.9	0.8	7	0	1.5	47-8	9.5	.379	.292	.700	0.9	1.0	12	3	1.5
BRANNING, Richard	2-0	2.0	1.000	1.000	.000	0.5	0.0	0	0	1.5	6-0	1.3	.500	1.000	.000	0.2	0.0	0	0	0.5
HAROLD, Hector	16-0	5.3	.182	.154	.857	0.6	0.3	1	1	1.0	16-0	5.3	.182	.154	.857	0.6	0.3	1	1	1.0
MAEHLEN, Jan	18-5	8.4	.429	.000	.300	1.4	0.2	1	3	0.8	18-5	8.4	.429	.000	.300	1.4	0.2	1	3	0.8
AGRE, Denis	9-0	4.8	.750	.000	.000	1.2	0.0	0	0	0.7	40-9	9.6	.483	.000	.529	2.1	0.2	7	12	1.6
KERRY, Tanner	10-1	4.3	.250	.000	1.000	0.3	0.3	0	2	0.6	40-9	8.8	.321	.000	.710	1.3	0.2	2	5	1.4
MARTIN, Don	2-0	3.5	.000	.000	.000	0.0	0.5	0	0	0.0	4-0	4.0	.000	.000	.000	0.0	0.3	0	0	0.0

SCORING	fg-fga	fg%	3fg-fga	3fg%	ft-fa	ft%	pts	pts/g	fg-fga	fg%	3fg-fga	3fg%	ft-fa	ft%	pts	pts/g
BELL, Keion	112-271	.413	34-106	.321	120-160	.750	378	18.9	457-1081	.423	98-312	.314	353-472	.748	1365	16.4
THOMPSON, Mychel	167-462	.361	53-176	.301	95-123	.772	482	14.6	487-1366	.357	192-589	.326	247-325	.760	1413	11.0
JACKSON, Lorne	145-319	.455	39-115	.339	106-136	.779	435	13.2	287-687	.418	105-306	.343	210-273	.769	889	9.4
DARBY, Taylor	96-187	.513	0-0	.000	61-113	.540	253	7.7	233-537	.434	0-0	.000	175-297	.589	641	6.7
LOWERY, Joshua	52-130	.400	12-35	.343	68-87	.782	184	5.6	67-189	.354	18-61	.295	82-109	.752	234	3.8
DUPRE, Jonathan	51-122	.418	8-25	.320	12-18	.667	122	5.1	175-458	.382	39-126	.310	53-73	.726	442	5.5
MOORE, Corbin	63-117	.538	0-0	.000	23-32	.719	149	4.5	141-282	.500	0-0	.000	62-92	.674	344	3.6
SUTTLE JR., Dane	45-109	.413	23-56	.411	17-25	.680	130	3.9	170-433	.393	92-243	.379	84-124	.677	516	5.8
CLARDY, Gus	28-58	.483	0-0	.000	17-26	.654	73	2.3	62-115	.539	0-2	.000	25-42	.595	149	1.7
WILLIS, Caleb	13-34	.382	5-14	.357	6-8	.750	37	1.5	25-66	.379	7-24	.292	14-20	.700	71	1.5
BRANNING, Richard	1-1	1.000	1-1	1.000	0-0	.000	3	1.5	1-2	.500	1-1	1.000	0-0	.000	3	0.5
HAROLD, Hector	4-22	.182	2-13	.154	6-7	.857	16	1.0	4-22	.182	2-13	.154	6-7	.857	16	1.0
MAEHLEN, Jan	6-14	.429	0-0	.000	3-10	.300	15	0.8	6-14	.429	0-0	.000	3-10	.300	15	0.8
AGRE, Denis	3-4	.750	0-0	.000	0-0	.000	6	0.7	28-58	.483	0-0	.000	9-17	.529	65	1.6
KERRY, Tanner	1-4	.250	0-0	.000	4-4	1.000	6	0.6	17-53	.321	0-0	.000	22-31	.710	56	1.4
MARTIN, Don	0-1	.000	0-0	.000	0-0	.000	0	0.0	0-3	.000	0-1	.000	0-0	.000	0	0.0

TOTALS	o-reb	d-reb	t-reb	pf	fo	ast	to	a/to	o-reb	d-reb	t-reb	pf	fo	ast	to	a/to
BELL, Keion	18	63	81	34	0	48	83	0.6	97	294	391	148	1	216	325	0.7
THOMPSON, Mychel	54	140	194	64	0	62	58	1.1	160	387	547	264	4	201	213	0.9
JACKSON, Lorne	24	72	96	92	5	96	86	1.1	49	186	235	234	9	226	219	1.0
DARBY, Taylor	83	100	183	95	5	19	43	0.4	253	310	563	236	7	44	100	0.4
LOWERY, Joshua	11	70	81	60	2	94	46	2.0	20	90	110	88	2	113	69	1.6
DUPRE, Jonathan	14	51	65	44	0	8	19	0.4	63	173	236	157	1	28	77	0.4
MOORE, Corbin	54	68	122	66	1	15	23	0.7	179	200	379	194	2	37	70	0.5
SUTTLE JR., Dane	10	35	45	31	0	18	33	0.5	46	129	175	104	1	52	93	0.6
CLARDY, Gus	50	56	106	66	0	17	14	1.2	98	99	197	155	4	24	25	1.0
WILLIS, Caleb	2	19	21	19	1	19	15	1.3	7	33	40	50	1	47	44	1.1
BRANNING, Richard	0	1	1	0	0	0	0	0.0	0	1	1	0	0	0	0	0.0
HAROLD, Hector	1	8	9	4	0	5	6	0.8	1	8	9	4	0	5	6	0.8
MAEHLEN, Jan	8	17	25	34	0	3	9	0.3	8	17	25	34	0	3	9	0.3
AGRE, Denis	4	7	11	5	0	0	1	0.0	38	44	82	60	1	8	15	0.5
KERRY, Tanner	1	2	3	11	0	3	1	3.0	24	27	51	67	3	6	16	0.4
MARTIN, Don	0	0	0	1	0	1	1	1.0	0	0	0	1	0	1	2	0.5



RECORDS BOOK
2011-12 MEN'S BASKETBALL



PEPPERDINE BASKETBALL

QUICK FACTS

PEPPERDINE UNIVERSITY

Location	Malibu, Calif. 90263
Founded	1937 (Malibu Campus 1972)
Enrollment	8,000 (3,000 undergraduate)
Nickname	Waves
Colors	Blue, Orange and White
Conference	West Coast
Home Court	Firestone Fieldhouse
capacity	3,104
opened	1973
President	Andrew K. Benton
Athletic Director	Dr. Steve Potts
Athletic Department phone	(310) 506-4150
Ticket Office phone	(866) WAVE-TIX

MEN'S BASKETBALL

Head Coach	Marty Wilson (1st season)
alma mater	Wyoming '68
Pepperdine record	3-10 (1 season)*
overall record	3-10 (1 season)*
office phone	(310) 506-4161
* served as interim coach for 13 games in the 1995-96 season	

First Season	1938-39
All-Time Record	1,130-955 (73 seasons)
All-Time WCC Record	389-375 (56 seasons)
NCAA Championships Appearances	13
last	2002
WCC Regular-Season Championships	12
last	2002
WCC Tournament Championships	3
last	1994

ATHLETIC COMMUNICATIONS

Director/MBKB Contact	Roger Horne
office phone	(310) 506-4455
cell phone	(805) 279-4551
e-mail	roger.horne@pepperdine.edu
Assistant	Dena Meiste
office phone	(310) 506-4160
e-mail	dena.meiste@pepperdine.edu
Assistant	Rachel Caton
office phone	(310) 506-4333
e-mail	rachel.caton@pepperdine.edu
Assistant	Jordan Holm
office phone	(310) 506-4703
e-mail	jordan.holm@pepperdine.edu
Address	24255 Pacific Coast Highway
.....	Malibu, Calif. 90263
Fax	(310) 506-4322
Press Row	(310) 456-5050
Website	www.pepperdinesports.com
Facebook	Pepperdine Athletics
Twitter	@pepperdinewaves and @PEPPBasketball

TABLE OF CONTENTS

HISTORY

Pepperdine Basketball History	4-5
Year-by-Year Records	6-7
All-Time Coaching Records	7
The Streak	8-9

POSTSEASON

NCAA Tournament	10-17
Additional Postseason Appearances	18
WCC Tournament	19-21

PLAYERS

Honors and Awards	22-23
All-Time Roster	24-30

STATISTICS & RECORDS

Scoring	31-32
Field Goals	33
Three-Pointers	34
Free Throws	35
Rebounds	36
Assists	37
Blocked Shots	38
Steals	39
Participation	40
Double-Doubles	41
Team Single-Game Records	42
Opponent Single-Game Records	43
Yearly Statistical Leaders	44-45
Yearly Team Statistics	46
Yearly Opponent Statistics	47

ALL-TIME RESULTS

All-Time Game-by-Game Results	48-59
Records vs. WCC Opponents	60-61
Records vs. Selected Other Opponents	62-63

PRO BASKETBALL

Dennis Johnson	64
Doug Christie	64
Waves in the Pros	65-66
Bird Averitt	66

FIRESTONE FIELDHOUSE

Firestone Fieldhouse	67-68
----------------------------	-------

PEPPERDINE BASKETBALL

PEPPERDINE BASKETBALL HISTORY

Since its infancy at the old Los Angeles campus at the corner of 79th and Vermont Streets, Pepperdine basketball has been characterized by excellence. The Waves have established a proud history of success during its 73 seasons of intercollegiate play, compiling a cumulative overall record of 1,130-955 (.542).

Over the years, the Waves have made 26 postseason appearances (13 in the NCAA Tournament), captured at least a share of 16 conference titles, won three West Coast Conference Tournament titles and sent dozens of players into professional basketball.

Pepperdine fielded its first-ever basketball team during the 1938-39 season. Head coach Wade Ruby's squad posted an overall record of 16-13, defeating the likes of La Verne, Occidental and Whittier along with a collection of AAU and club teams.

Al Duer assumed the head coaching chores the next year, and he directed the Pepperdine basketball program to tremendous heights. From 1940-48, Duer notched a nine-year record of 176-102 (.633) and six of his teams advanced to postseason play.

In just the fourth season of the program's existence, Pepperdine went to a national tournament for the first time but lost in their initial game at the 1942 NAIB Tournament in Kansas City, Mo. In 1944, Pepperdine competed in the NCAA Tournament for the first time, but lost to Iowa State and Missouri in games played in Kansas City, Mo.

Pepperdine reached the championship game of the 32-team NAIB Tournament in 1945, losing to Loyola-New Orleans by a final score of 49-36 in Kansas City, Mo.

Duer eventually served as the executive director of the National Association of Intercollegiate Athletics from 1949-75, and was later inducted into the Naismith Basketball Hall of Fame in 1982 for his outstanding contributions to the sport.


Robert "Duck" Dowell assumed the head coaching chores prior to the 1948-49 campaign and served in that capacity for 20 seasons, compiling a career mark of 263-264 (.499). Dowell directed Pepperdine to four consecutive California Collegiate Athletic Association titles from 1950-53, and the Waves advanced to the NAIB Tournament in 1950, 1951 and 1952.

Pepperdine joined the West Coast Conference in 1955-56 and the Waves still battle many long-time rivals, including Loyola Marymount, Saint Mary's, San Francisco and Santa Clara.

Dowell's 1961-62 ballclub won the WCC regular-season championship for the first time and advanced to the NCAA Tournament for just the second time in school history. Led by All-WCC selections Harry Dinnel and Bob Warlick, Pepperdine lost a narrow 69-67 decision to Oregon State before rebounding to defeat Utah



AL DUER



ROBERT "DUCK" DOWELL

State by a final score of 75-71 in games played at Smith Fieldhouse in Provo, Utah.

Following Dowell's retirement, Gary Colson assumed the head coaching duties in the summer of 1968. Colson completed his 11-year coaching tenure at Pepperdine with a record of 153-137 (.528).

In the program's early years, home games were played at a variety of places besides the venerable Campus Gym. For example, the team played at such historic sports venues as The Great Western Forum and the Los Angeles Sports Arena. Other "home" sites included Culver City Auditorium, El Segundo High School, Morningside High School and the Pan-Pacific Auditorium.

But Pepperdine moved its campus to Malibu in 1972, and the change of location signaled the beginning of better fortunes for the Waves, as the attractive beachside setting helped attract quality recruits.

Junior guard William "Bird" Averitt was the nation's leading scorer during the 1972-73 season when he averaged 33.9 points a game. The All-American guard set a single-game Pepperdine scoring record on Jan. 6, 1973, when he tallied 57 points against Nevada. Averitt went on to play professional basketball with the Buffalo Braves, Kentucky Colonels, New Jersey Nets and San Antonio Spurs.

Pepperdine basketball moved into its permanent home on Nov. 30, 1973, when the Waves played their first game at the 3,104-seat Firestone Fieldhouse in Malibu. Although Pepperdine lost that first game — to Pacific, by a score of 52-50 — the Waves have developed a decided homecourt advantage during the facility's 37-year history. The Waves have compiled a cumulative record of 338-153 (.688) in games played at Firestone Fieldhouse, and won a school-record 30 consecutive home games from 1984-86.

Paced by the play of All-WCC selections Dennis Johnson, Marcos Leite and Ollie Matson Jr., Pepperdine won the WCC championship in 1976 and advanced to the NCAA Tournament for the first time since 1962. The Waves defeated Memphis by the final score of 87-77 in a first-round game at the McKale Center in Tucson, Ariz., before losing to UCLA at Pauley Pavilion by a 70-61 count.

Johnson, who played at Pepperdine just one season, enjoyed a professional career with the Boston Celtics, Phoenix Suns and the Seattle SuperSonics. Regarded as one of the game's all-time great defensive players, Johnson was named the Most Valuable Player at the 1979 NBA Finals. He was inducted into the Naismith Hall of Fame in 2010.

The Waves advanced to the NCAA Tournament again in 1979, slipping past Utah in a first-round contest by a 92-88 margin in overtime before losing to the Bruins at Pauley Pavilion by a final score of 76-71 in what was Colson's final game as head coach.

Jim Harrick took over the head coaching assignment and during his nine-year run, Pepperdine teams compiled a cumulative record of 167-97 (.633) and advanced to postseason play six times. His Waves went on to the NCAA Tournament four times (1981, 1982, 1985 and 1986) plus earned berths to the National Invitation Tournament in 1980 and 1988. Pepperdine won or shared the league championship in 1981, 1982, 1983, 1985 and 1986.

The Waves earned their lone NCAA Tournament victory under Harrick in 1982, defeating Pittsburgh in a first-round game at Friel Court in Pullman, Wash., by a final score of 99-88. Pepperdine was beaten in the second round by Oregon State, as the Beavers controlled the tempo of the game and posted a 70-51 victory.



GARY COLSON

PEPPERDINE BASKETBALL HISTORY

In what may be the most memorable NCAA Tournament game in Pepperdine history, the Waves lost a heartbreaking first-round decision in 1983 to North Carolina State at Gill Coliseum in Corvallis, Ore., by a final score of 69-67 in double overtime. Pepperdine led the Wolfpack by six points with a little more than one minute to play in regulation, but missed free throws cost the Waves, and North Carolina State began its dream run to the national championship.

Pepperdine participated in the first-ever preseason NIT in 1985, and the Waves lost a hard-fought 67-61 decision to Kansas at McNichols Arena in Denver. Led by two-time WCC Most Valuable Player Dwayne Polee, the Waves cruised to a 25-5 record in 1985-86, which ended with a 69-64 loss to Maryland in a first-round NCAA Tournament game at the Long Beach Arena.

In 1988, Harrick was hired as the head coach at UCLA, and assistant Tom Asbury was elevated to direct the Waves. In six seasons at the helm, Asbury-led Pepperdine teams advanced to postseason play on five occasions and notched a cumulative record of 125-59 (.679) during his first stint as head coach. The Waves competed in the NCAA Tournament in 1991, 1992 and 1994, while the 1989 and 1993 squads advanced to the second round of the NIT.

In 1994, Pepperdine battled a highly touted Michigan team on even terms before falling to the Wolverines by a final score of 78-74 in overtime in a first-round NCAA Tournament game at the Kansas Coliseum in Wichita, Kan.

Under Asbury's guidance, Pepperdine won regular-season WCC titles in 1991, 1992 and 1993, while the 1991, 1992 and 1994 teams captured the WCC Tournament crown. Pepperdine established a conference record by winning 32 consecutive games against league opponents from 1991-93 (38 straight including



JIM HARRICK



TOM ASBURY

conference tournament games).

Swingman Doug Christie attracted dozens of NBA scouts to Firestone Fieldhouse and was a first-round draft pick by the Seattle SuperSonics in 1992. In a 15-year pro career, Christie played for seven NBA teams.

Forward Dana Jones was a four-year starter for Asbury, and he is the only player in Pepperdine history to lead the team in four of the five primary stat categories during the same season, as he averaged 18.4 points, 9.7 rebounds, 2.5 steals and 1.3 blocked shots a game as a senior during the 1993-94 campaign.

After Asbury's departure there were a few down years, but Lorenzo Romar rebuilt the Pepperdine program in the late 1990s. Romar's 1997-98 team compiled a 17-10 record and was the second-most improved NCAA Division I program in the country. The Waves advanced to the NIT in 1999 — ending a four-year postseason drought — but lost a 65-61 decision to Colorado at the Coors Events Center in Boulder, Colo.

Pepperdine entered the new century under the guidance of Jan van Breda Kolff. Utilizing a variety of pressure defenses, the Waves rolled to a 25-9 record in 1999-2000 — matching the modern-era single-season school record for wins. Pepperdine won its first WCC regular-season title since 1993. The Waves emerged as the Cinderella team of the 2000 NCAA Tournament after embarrassing Indiana by a final score of 77-57 at the HSBC Arena in Buffalo, N.Y., but Pepperdine lost a 75-67 second-round decision to Oklahoma State.

Led by standout guard Brandon Armstrong, the Waves compiled a 22-9 record during the 2000-01 season. Pepperdine advanced to the NIT for the sixth time and posted a 72-69 first-round win at Wyoming before losing an 81-78 decision to New Mexico at The Pit in Albuquerque. Armstrong was the No. 23 pick overall by the Houston Rockets, and was subsequently traded to the New Jersey Nets.

Former Phoenix Suns and Seattle SuperSonics head coach Paul Westphal was hired in April 2001 to succeed van Breda Kolff, who accepted a position at St. Bonaventure. Pepperdine rolled to a 22-9 record in his first season and tied nationally ranked Gonzaga for the WCC regular-season title. The Waves defeated the likes of Brigham Young, UCLA and USC to earn an at-large berth to the NCAA Tournament. Pepperdine lost an 83-74 first-round decision to Wake Forest at Arco Arena in Sacramento, Calif.

Unfortunately, that would be the only postseason appearance during Westphal's five-year tenure, and he finished his time as head coach with an overall record of 76-72 (.514).

After two seasons with Vance Walberg at the helm, Asbury returned to Malibu prior to the 2008-09 season in order to bring some order to the program's rocky recent history. He spent three seasons helping restore Pepperdine's foundation before handing the reins over to Marty Wilson at the conclusion of the 2010-11 season.



LORENZO ROMAR



PAUL WESTPHAL

PEPPERDINE BASKETBALL

YEAR-BY-YEAR RECORDS

YEAR	COACH	OVERALL						CONFERENCE						WCC TOURN.	POST-SEASON
		W	L	PCT	H	A	N	W	L	PCT	FINISH	H	A		
1938-39	Wade Ruby	16	13	.552	—	—	—	—	—	—	—	—	—	—	—
1939-40	Al Duer	15	11	.577	—	—	—	—	—	—	—	—	—	—	—
1940-41	Al Duer	10	15	.400	—	—	—	—	—	—	—	—	—	—	—
1941-42	Al Duer	19	7	.731	9-3	7-3	3-1	—	—	—	—	—	—	—	NAIB
1942-43	Al Duer	26	9	.743	—	—	—	—	—	—	—	—	—	—	NAIB
1943-44	Al Duer	20	14	.588	—	—	—	—	—	—	—	—	—	—	NCAA
1944-45	Al Duer	24	13	.649	11-5	8-6	5-2	—	—	—	—	—	—	—	NAIB
1945-46	Al Duer	26	9	.743	10-3	9-3	7-3	—	—	—	—	—	—	—	NAIB
1946-47	Al Duer	14	13	.518	—	—	—	—	—	—	—	—	—	—	—
1947-48	Al Duer	22	11	.667	12-4	7-5	3-2	—	—	—	—	—	—	—	—
1948-49	Robert Dowell	19	11	.633	14-0	2-8	3-3	—	—	—	—	—	—	—	—
1949-50	Robert Dowell	21	12	.636	10-1	7-10	4-1	8	2	.800	1st CCAA	5-0	3-2	—	NAIB
1950-51	Robert Dowell	25	8	.758	15-0	7-6	3-2	10	0	1.000	1st CCAA	5-0	5-0	—	NAIB
1951-52	Robert Dowell	20	5	.800	14-2	6-2	0-1	7	1	.875	1st CCAA	4-0	3-1	—	NAIB
1952-53	Robert Dowell	18	8	.692	11-4	7-3	0-1	8	2	.800	1st CCAA	4-1	4-1	—	—
1953-54	Robert Dowell	15	10	.600	11-2	4-8	0-0	4	6	.400	T-4th CCAA	3-2	1-4	—	—
1954-55	Robert Dowell	16	9	.640	10-2	6-5	0-2	—	—	—	—	—	—	—	—
1955-56	Robert Dowell	2	23	.080	2-9	0-14	0-0	0	14	.000	8th WCC	0-7	0-7	—	—
1956-57	Robert Dowell	7	18	.280	3-10	4-8	0-0	2	12	.143	8th WCC	1-6	1-6	—	—
1957-58	Robert Dowell	15	11	.577	9-5	6-6	0-0	5	7	.417	T-4th WCC	2-4	3-3	—	—
1958-59	Robert Dowell	16	8	.667	12-2	3-6	1-0	8	4	.667	3rd WCC	5-1	3-3	—	—
1959-60	Robert Dowell	14	11	.560	7-1	6-8	1-2	8	4	.667	3rd WCC	6-0	2-4	—	—
1960-61	Robert Dowell	9	16	.360	6-6	2-9	1-1	3	9	.333	6th WCC	2-4	1-5	—	—
1961-62	Robert Dowell	20	7	.741	9-2	9-2	2-3	11	1	.917	1st WCC	5-1	6-0	—	NCAA
1962-63	Robert Dowell	14	11	.560	9-2	3-8	2-1	6	6	.500	T-4th WCC	4-2	2-4	—	—
1963-64	Robert Dowell	6	19	.240	5-6	1-10	0-3	3	9	.250	T-6th WCC	2-4	1-5	—	—
1964-65	Robert Dowell	6	19	.240	4-6	1-9	1-4	3	11	.214	7th WCC	2-5	1-6	—	—
1965-66	Robert Dowell	2	24	.077	2-8	0-13	0-3	1	13	.071	8th WCC	1-6	0-7	—	—
1966-67	Robert Dowell	9	17	.346	6-6	2-10	1-1	5	9	.357	6th WCC	3-4	2-5	—	—
1967-68	Robert Dowell	9	17	.346	9-5	0-10	0-2	2	12	.143	8th WCC	2-5	0-7	—	—
1968-69	Gary Colson	14	12	.538	9-4	4-8	1-0	6	8	.429	5th WCC	3-4	3-4	—	—
1969-70	Gary Colson	14	12	.538	10-3	4-9	0-0	7	7	.500	T-5th WCC	5-2	2-5	—	—
1970-71	Gary Colson	12	13	.480	8-6	3-7	1-0	4	10	.286	T-6th WCC	2-5	2-5	—	—
1971-72	Gary Colson	10	15	.400	6-7	3-8	1-0	5	9	.357	6th WCC	2-5	3-4	—	—
1972-73	Gary Colson	14	11	.560	11-2	2-8	1-1	7	7	.500	T-3rd WCC	6-1	1-6	—	—
1973-74	Gary Colson	8	18	.308	5-10	3-8	0-0	4	10	.286	T-6th WCC	1-6	3-4	—	—
1974-75	Gary Colson	17	8	.680	11-4	6-4	0-0	8	6	.571	3rd WCC	4-3	4-3	—	—
1975-76	Gary Colson	22	6	.786	17-1	4-5	1-0	10	2	.833	1st WCC	6-0	4-2	—	NCAA
1976-77	Gary Colson	13	13	.500	10-4	2-9	1-0	5	9	.357	6th WCC	4-3	1-6	—	—
1977-78	Gary Colson	7	19	.269	6-8	0-11	1-0	2	12	.143	8th WCC	2-5	0-7	—	—
1978-79	Gary Colson	22	10	.688	14-2	4-7	4-1	10	4	.714	2nd WCC	6-1	4-3	—	NCAA
1979-80	Jim Harrick	17	11	.607	9-4	6-6	2-1	9	7	.563	T-5th WCC	6-2	3-5	—	NIT
1980-81	Jim Harrick	16	12	.571	9-3	6-8	1-1	11	3	.786	T-1st WCC	6-1	5-2	—	—
1981-82	Jim Harrick	22	7	.759	13-1	7-4	2-2	14	0	1.000	1st WCC	7-0	7-0	—	NCAA
1982-83	Jim Harrick	20	9	.690	13-4	7-4	0-1	10	2	.833	1st WCC	5-1	5-1	—	NCAA
1983-84	Jim Harrick	15	13	.536	10-5	5-7	0-1	6	6	.500	T-4th WCC	3-3	3-3	—	—
1984-85	Jim Harrick	23	9	.719	13-0	9-7	1-2	11	1	.917	1st WCC	6-0	5-1	—	NCAA
1985-86	Jim Harrick	25	5	.833	15-0	8-3	2-2	13	1	.929	1st WCC	7-0	6-1	—	NCAA
1986-87	Jim Harrick	12	18	.400	8-5	2-11	2-2	5	9	.357	7th WCC	4-3	1-6	Runner-up	—

PEPPERDINE BASKETBALL

YEAR-BY-YEAR RECORDS

YEAR	COACH	OVERALL						CONFERENCE						WCC TOURN.	POST-SEASON
		W	L	PCT	H	A	N	W	L	PCT	FINISH	H	A		
1987-88	Jim Harrick	17	13	.567	11-2	4-10	2-1	8	6	.571	4th WCC	6-1	2-5	Semifinals	NIT
1988-89	Tom Asbury	20	13	.606	10-3	8-7	2-3	10	4	.714	T-2nd WCC	7-0	3-4	Semifinals	NIT
1989-90	Tom Asbury	17	11	.607	10-2	4-7	3-2	10	4	.714	2nd WCC	6-1	4-3	Semifinals	—
1990-91	Tom Asbury	22	9	.710	10-4	8-3	4-2	13	1	.919	1st WCC	6-1	7-0	Champions	NCAA
1991-92	Tom Asbury	24	7	.774	11-2	10-3	3-2	14	0	1.000	1st WCC	7-0	7-0	Champions	NCAA
1992-93	Tom Asbury	23	8	.742	10-3	11-4	2-1	11	3	.786	1st WCC	5-2	6-1	Runner-up	NIT
1993-94	Tom Asbury	19	11	.633	9-3	6-5	4-3	8	6	.571	T-2nd WCC	4-3	4-3	Champions	NCAA
1994-95	Tony Fuller	8	19	.296	7-5	0-11	1-3	4	10	.286	T-6th WCC	4-3	0-7	1st Round	—
1995-96	Tony Fuller/Marty Wilson	10	18	.357	2-8	6-7	2-3	2	12	.143	8th WCC	0-7	2-5	Semifinals	—
1996-97	Lorenzo Romar	6	21	.222	5-7	1-11	0-3	4	10	.286	T-6th WCC	3-4	1-6	1st Round	—
1997-98	Lorenzo Romar	17	10	.630	10-2	6-7	1-1	9	5	.643	2nd WCC	5-2	4-3	1st Round	—
1998-99	Lorenzo Romar	19	13	.594	12-2	6-8	1-3	9	5	.643	T-2nd WCC	6-1	3-4	Semifinals	NIT
1999-00	Jan van Breda Kolff	25	9	.735	11-1	10-5	4-3	12	2	.857	1st WCC	7-0	5-2	Runner-up	NCAA
2000-01	Jan van Breda Kolff	22	9	.710	10-2	9-6	3-1	12	2	.857	2nd WCC	6-1	6-1	Semifinals	NIT
2001-02	Paul Westphal	22	9	.710	11-1	7-6	4-2	13	1	.929	T-1st WCC	7-0	6-1	Runner-up	NCAA
2002-03	Paul Westphal	15	13	.536	6-6	6-6	3-1	7	7	.500	4th WCC	4-3	3-4	1st Round	—
2003-04	Paul Westphal	15	16	.484	8-4	5-8	2-4	9	5	.643	T-2nd WCC	5-2	4-3	Semifinals	—
2004-05	Paul Westphal	17	14	.548	9-3	3-8	5-3	6	8	.428	T-5th WCC	4-3	2-5	Semifinals	—
2005-06	Paul Westphal	7	20	.350	6-6	1-13	0-1	3	11	.214	8th WCC	3-4	0-7	1st Round	—
2006-07	Vance Walberg	8	23	.258	3-9	3-12	2-2	4	10	.286	T-7th WCC	2-5	2-5	1st Round	—
2007-08	V. Walberg/E. Bridgeland	11	21	.344	4-6	5-13	2-2	4	10	.286	6th WCC	2-5	2-5	Quarterfinals	—
2008-09	Tom Asbury	9	23	.281	5-10	2-11	2-2	5	9	.357	6th WCC	3-4	2-5	Quarterfinals	—
2009-10	Tom Asbury	7	24	.226	5-11	0-12	2-1	3	11	.215	T-6th WCC	3-4	0-7	1st Round	—
2010-11	Tom Asbury	12	21	.364	7-7	2-13	3-1	5	9	.357	6th WCC	4-3	1-6	Quarterfinals	—
TOTAL	73 SEASONS	1,130	955	.542				426	386	.525					
								WCC:	389	375	.509				

PEPPERDINE ALL-TIME COACHING RECORDS

COACH	SEASONS	YEARS	W	L	PCT.
Robert Dowell	1949-68	20	263	264	.499
Al Duer	1940-48	9	176	102	.633
Jim Harrick	1980-88	9	167	97	.633
Gary Colson	1969-79	11	153	137	.528
Tom Asbury	1989-94, 2009-11	9	153	127	.546
Paul Westphal	2002-06	5	76	72	.514
Jan van Breda Kolff	2000-01	2	47	18	.723
Lorenzo Romar	1997-99	3	42	44	.488
Wade Ruby	1939	1	16	13	.552
Tony Fuller	1995-96	2	15	27	.357
Vance Walberg	2007-08	2	14	35	.286
Eric Bridgeland (interim)	2008	1	5	9	.357
Marty Wilson (interim)	1996	1	3	10	.231
TOTALS		73	1,130	955	.542



TOM ASBURY, JIM HARRICK & MARTY WILSON

PEPPERDINE BASKETBALL

“THE STREAK”

The West Coast Conference has provided some memorable moments in men's basketball throughout its duration since it was created in 1952. San Francisco, Santa Clara and Saint Mary's were three of the original five members (Pacific and San Jose State being the other two) that came together to form the California Basketball Association to play basketball in the Bay Area. Pepperdine and Loyola Marymount joined shortly thereafter in 1955, Portland in 1976, and Gonzaga and San Diego in 1979.

It has been a league defined by its great players, coaches, teams and a few incredible winning streaks. But none better than the winning streak by the Pepperdine Waves from Jan. 12, 1991 to Jan. 29, 1993, which ran for 38 consecutive games against conference opponents (32 regular-season contests plus six WCC Tournament games).

Before the Waves' amazing run, the San Francisco Dons were the proud owners of a 31-game winning streak in conference play from 1954-57. Led by two-time All-American Bill Russell, K.C. Jones and Mike Farmer, the Dons dominated league play en route to back-to-back national championships in 1955 and 1956.

Not only did San Francisco win 31 straight conference games, but they also won 51 straight regular-season games and 60 consecutive overall, including NCAA Tournament games from 1955-57.

Incredibly, it would be another 36 years later before a team from Malibu would break the record. Those Pepperdine Waves were special. They didn't possess a 6-foot-10 future NBA Hall of Famer patrolling the paint. What they did have were a group of great competitors who trusted in each other and had the uncanny ability to go on the road and defy all odds. The likes of Doug Christie, Geoff Lear, Dana Jones and Damin Lopez each possessed a 'refuse to lose' attitude that transcended to their teammates from one year to the next.

"It was a team that had mental toughness and was so competitive," Asbury said. "They executed better on the road than at home. They were such great competitors, very fierce. They made everyone else better."



TOM ASBURY

The streak began following a home loss to San Diego that began the conference season on Jan. 11, 1991. The very next night the Waves regrouped and defeated Santa Clara, 67-61, behind Christie's 22 points.

Any kind of winning streak would not only include great execution but some luck thrown in there — literally. On January 26 at Saint Mary's, Lear scored 19 points but none more important than his 15 foot, off-balance, fading-toward-the-baseline shot at the buzzer that gave the Waves a thrilling 79-78 victory. The streak was only five games old.

"We were good but had some luck along the way," said Marty Wilson, an assistant coach then and now the associate head coach. "That shot could have easily bounced out."

But it didn't.

Six nights later and back at home, Pepperdine had to once again fight off the stubborn Gaels of Saint Mary's with an exciting 82-78 double-overtime win. Christie recorded a triple-double with 21 points, 11 assists and 10 rebounds. It is believed to be the only triple-double in Waves history.

Pepperdine (which won the WCC regular-season title, finishing 13-1 by winning 13 in a row) won its first two WCC Tournament games, leading up to a third meeting with Saint Mary's for the tournament crown. Despite losing Christie to a knee injury in the opening round, the Waves would win their first-ever WCC Tournament championship and complete the trifecta over the Gaels with another exhilarating triumph, 71-68, in overtime. Lear scored 32 points and grabbed 14 rebounds, which earned him the MVP of the tournament.

In 1991, Christie was named the WCC's Player of the Year, Lear made his second All-WCC appearance and Jones was named the league's

Freshman of the Year.

Three heartbreaking losses for Saint Mary's, while just one win over the Waves would have ended a streak that no one realized was just at its beginning.

"It takes some luck to have a streak like this," said Asbury, who won his first WCC Coach of the Year award that season.

With all five starters returning, the 1991-92 season proved to be one of the greatest seasons ever in Pepperdine lore. The Waves thoroughly dominated their league opposition by running the table with a perfect mark of 14-0 in league and 3-0 in the WCC Tournament. At the conclusion of the season, the streak stood at 33 overall (27 in the regular season).

The 17 wins vs. WCC opponents were by an average of 11.8 points and only five victories were in single digits. The home wins were as dominant as ever by a 15.7-point average margin of victory. Having a home crowd behind you is always important for home court advantage. But what separates the good teams from the great teams is the ability to win away from home. For the second consecutive season, the Waves went 10-0 against conference opponents on the road or at a neutral site.

"One key ingredient to the streak was that the team was ultra-competitive on the road," Asbury added. "When we hit the mid-20s, we started thinking, 'whew ... look at what we are doing here.' We had a good balance of shooters, smart players and even better competitors. They were such a good road team in a really good era."

One impressive part of the streak that gets overlooked — with the exception of the coaching staff — was Pepperdine's 27-game WCC road winning streak that began on March 3, 1990 and lasted until February 25, 1993. It included 21 road victories and six neutral-court contests at WCC Tournaments.

"The team had an 'everyone against us' mentality on the road," Wilson said. "We always told our players to treat it as a business trip. Take care of your business and we can go home. They knew what to do and they knew the plan. They challenged each other every day. Just some great people in the program. They became closer along the way."

Damin Lopez, the Waves' assistant coach now and the starting point guard for much of the streak, agreed with Wilson's thoughts.

"The bond and the trust that the team had in each other made it

THE STREAK

1991

1/11	* San Diego	H	L	88-91
1/12	* Santa Clara	H	W	67-61
1/16	* Loyola Marymount	H	W	91-79
1/19	* Loyola Marymount	A	W	101-95
1/25	* San Francisco	A	W	84-67
1/26	* Saint Mary's	A	W	79-78
2/1	* Saint Mary's	H	W	82-78ot2
2/2	* San Francisco	H	W	72-57
2/7	* Portland	A	W	87-74
2/9	* Gonzaga	A	W	80-56
2/15	* Gonzaga	H	W	84-56
2/16	* Portland	H	W	81-58
2/21	* Santa Clara	A	W	77-66
2/23	* San Diego	A	W	75-69
3/2	% Portland	N	W	97-62
3/3	% San Francisco	N	W	65-56
3/4	% Saint Mary's	N	W	71-68ot

* West Coast Conference game
% WCC Tournament (Santa Clara, Calif.)

1992


1/11	* Loyola Marymount	H	W	94-84
1/16	* Gonzaga	A	W	68-66
1/18	* Portland	A	W	94-73
1/24	* San Francisco	H	W	77-64
1/25	* Saint Mary's	H	W	69-52
1/31	* Saint Mary's	A	W	76-64
2/1	* San Francisco	A	W	68-62
2/7	* Santa Clara	H	W	75-53
2/8	* San Diego	H	W	71-58
2/13	* San Diego	A	W	79-67
2/15	* Santa Clara	A	W	52-48
2/22	* Loyola Marymount	A	W	103-89
2/28	* Portland	H	W	79-56
2/29	* Gonzaga	H	W	75-63
3/7	% Portland	A	W	97-83
3/8	% San Francisco	N	W	67-65
3/9	% Gonzaga	N	W	73-70

* West Coast Conference game
% WCC Tournament (Portland, Ore.)

1993

1/15	* Gonzaga	H	W	67-66
1/16	* Portland	H	W	80-69
1/22	* San Francisco	A	W	71-66
1/23	* Saint Mary's	A	W	54-46
1/29	* Saint Mary's	H	W	65-53
1/30	* San Francisco	H	L	72-75

* West Coast Conference game



DAMIN LOPEZ

PEPPERDINE BASKETBALL

so much easier to go on the road. We had each others' back," Lopez said. "It was fun. Just watching the opponent and knowing and feeling that the tide was changing late in the game at the same time. With about five minutes left in each game, they knew, here we come. The opponents had a mental wall to overcome. You could see it in their eyes. We never lost our poise and our focus. We never lost our belief that we would win."

Lopez was the smallest player in the WCC at 5-foot-8 but had the heart and determination that stood out amongst all who challenged him or his teammates. He was the point guard, an extension of his coach on the floor. Yet Lopez knew what a special team he was a part of and where he fit in.

"I never felt that I had more responsibility than the seventh or eighth guy on the team," said Lopez. "Everyone knew their roles and that's why it was so unique. No one said to anyone else, 'you need to do this ...' We had huge trust in each other. Everything clicked in for a long period of time. The streak was high-pressure, intense and powerful in nature. Yet it was the most fun you could ever imagine."

The Waves rolled right along through their WCC schedule as the wins began to build up. With each win came more media exposure.

"It was hard to keep it away," Asbury stated. "It was such a big issue wherever we went and whenever we played."

In 1992, wins 28, 29, 30 and 31 came by 12 points or more. But in order to break the record of 31 straight, Pepperdine would have to beat the team that held the record, San Francisco, in the semifinals of the WCC Tournament in Portland, Ore.

The game wouldn't be easy by any stretch of the imagination. The Waves took a 29-28 lead into intermission. Trailing 65-63 with 29 seconds left, Jones made two free throws to tie the game. After a San Francisco turnover, the Waves had the ball for the final shot. Lopez was dribbling the ball and intended to take a desperation half-court shot for the win. Shockingly, a reach-in foul was called on USF with no time left. 0:00 on the clock, Lopez to the foul line for two shots. All that was needed was one make and the Waves would have the record.

"Doug Christie came over to me and said, 'These are yours, big guy,' in his usual funny way," Lopez remembered. "I stepped to the line and hit them. There was hardly any pressure because at worst we were going to overtime."

No pressure? A chance to win a game with no time on the clock. A chance to move into the WCC's championship game. A chance to break a 36-year-old record. No pressure? Apparently not. He made both free throws.

"Damin was so fundamentally sound and mentally tough," Asbury said. "He was a great foul shooter who was oblivious to pressure. He had great confidence and he understood the game through our eyes."

Pepperdine won 67-65 and cemented its place in WCC history. Lear scored 20, Jones had 16, Christie added 10 and Lopez chipped in eight. The record was theirs! The Waves extended it to 33 consecutive wins the next day with a 73-70 victory over Gonzaga in the WCC championship game. Christie was named the Tournament's MVP after scoring 26 points, grabbing six rebounds, dishing out eight assists and collecting three steals.

The Waves had their second consecutive WCC regular-season title and WCC tournament championship. They became the second team to go 14-0 in league and win the tournament title in the same season. Asbury



DOUG CHRISTIE

earned his second straight WCC Coach of the Year award while Christie won the WCC Player of the Year for the second consecutive time. Lear received his third All-WCC selection and Jones made his first All-WCC spot. Lopez was an honorable mention All-WCC pick.

Despite losing the likes of Christie and Lear, the Waves won a third consecutive WCC regular-season crown in 1993 behind the play of Jones, the WCC Player of the Year. They finished runner-up to Santa Clara for the WCC tournament title.

The WCC only takes into account regular-season wins in its record books, so when Pepperdine opened league play with five wins, it gave the Waves 32 regular-season victories in a row (38 overall) and the undisputed record. The final victory came against Saint Mary's on January 29 at home.

Ironically, the very next day (January 30) in Firestone Fieldhouse, the Waves had their streak snapped by the same team whose record they had broken: the San Francisco Dons, by a score of 75-72. Lopez was sidelined and did not play due to a broken hand.

In the 10 games Lopez was out, the Waves went 7-3. He didn't experience his next WCC loss in action until the defeat to Santa Clara and Steve Nash in the championship game. Lopez scored 20 points and made the All-Tournament team.

The streak was over in 1993 but the success continued for the Waves as they won another WCC Tournament title in 1994. Asbury left Pepperdine after the 1994 season, but returned prior to the 2008-09 season to bring back the glory to a proud program. It was a special time for all the players, coaches, staff and the entire Pepperdine community. The future hopes to be too.

The numbers put up by Asbury's earlier teams are just staggering: 38 consecutive wins, 27 straight road triumphs, 16 straight home victories, 42-1 over 43 games, 46-2 over 48 games, 49-3 over 52 games and 52-4 over 56 games. During the memorable three seasons, the Waves won three WCC regular-season titles, going a combined 38-4, and captured two WCC tournament championships, winning eight games and losing only to Santa Clara.

Seventeen years later and "The Streak" is still the record today. Gonzaga came close in 2007 when the Bulldogs had a 30-game streak snapped at the hands of Saint Mary's. The Zags currently own a 16-game WCC winning streak.

Statistics and numbers commonly reflect the success of a team. But what will be remembered the most are not just the amount of consecutive wins but the tenacity, desire, hunger, passion and ultra-competitive nature that the Waves' players and coaches possessed during one of the greatest eras in Pepperdine basketball history. Their character and competitive spirit will forever distinguish this team from the other great teams in WCC annals.

"The camaraderie was special. The players were selfless to keep the streak going," Wilson reminisced. "I'm still hungry to duplicate it."


— by Dick Dornan

FINAL STANDINGS


1991	WCC	Overall
Pepperdine	13-1	22-9
Loyola Marymount	9-5	16-15
San Diego	8-6	17-12
Saint Mary's	7-7	13-17
Santa Clara	7-7	19-13
Gonzaga	5-9	14-14
San Francisco	4-10	12-17
Portland	3-11	5-23

1992	WCC	Overall
Pepperdine	14-0	24-7
Santa Clara	9-5	14-15
Loyola Marymount	8-6	15-13
Gonzaga	8-6	20-10
San Diego	6-8	14-14
San Francisco	4-10	13-16
Saint Mary's	4-10	13-17
Portland	3-11	10-18

1993	WCC	Overall
Pepperdine	11-3	23-8
Gonzaga	10-4	19-9
Santa Clara	9-5	19-12
San Francisco	8-6	19-12
San Diego	7-7	13-14
Saint Mary's	6-8	11-16
Portland	3-11	9-18
Loyola Marymount	2-12	7-20



GEOFF LEAR



DANA JONES

PEPPERDINE BASKETBALL

NCAA TOURNAMENT HISTORY

1944	West Regional Kansas City, Mo. (Municipal Auditorium)	March 24 March 25	Regional Semifinal Regional Third Place	Iowa State 44, Pepperdine 39 Missouri 61, Pepperdine 46
1962	West Regional Provo, Utah (Smith Fieldhouse)	March 16 March 17	Regional Semifinal Regional Third Place	Oregon State 69, Pepperdine 67 Pepperdine 75, Utah State 71
1976	West Regional Tucson, Ariz. (University Activity Center) Los Angeles, Calif. (Pauley Pavilion)	March 13 March 18	First Round Regional Semifinal	Pepperdine 87, Memphis 77 UCLA 70, Pepperdine 61
1979	West Regional Los Angeles, Calif. (Pauley Pavilion)	March 9 March 11	First Round Second Round	#9 Pepperdine 92, #8 Utah 88 (OT) #1 UCLA 76, #9 Pepperdine 71
1982	West Regional Pullman, Wash. (Friel Court)	March 12 March 14	First Round Second Round	#7 Pepperdine 99, #10 Pittsburgh 88 #2 Oregon State 70, #7 Pepperdine 51
1983	West Regional Corvallis, Ore. (Gill Coliseum)	March 18	First Round	#6 North Carolina State 69, #11 Pepperdine 67 (2OT)
1985	Midwest Regional Houston, Texas (Hofheinz Pavilion)	March 15	First Round	#3 Duke 75, #14 Pepperdine 62
1986	West Regional Long Beach, Calif. (Long Beach Arena)	March 14	First Round	#5 Maryland 69, #12 Pepperdine 64
1991	West Regional Salt Lake City, Utah (Jon Huntsman Center)	March 14	First Round	#3 Seton Hall 71, #14 Pepperdine 51
1992	Midwest Regional Milwaukee, Wis. (Bradley Center)	March 19	First Round	#6 Memphis 80, #11 Pepperdine 70
1994	Midwest Regional Wichita, Kan. (Kansas Coliseum)	March 17	First Round	#3 Michigan 78, #14 Pepperdine 74 (OT)
2000	East Regional Buffalo, N.Y. (HSBC Arena)	March 17 March 19	First Round Second Round	#11 Pepperdine 77, #6 Indiana 57 #3 Oklahoma State 75, #11 Pepperdine 67
2002	Midwest Regional Sacramento, Calif. (ARCO Arena)	March 14	First Round	#7 Wake Forest 83, #10 Pepperdine 74

POSTSEASON RECORDS

NCAA Tournament Appearances: 13 (1944, '62, '76, '79, '82, '83, '85, '86, '91, '92, '94, 2000 and '02)

NIT Appearances: 6 (1980, '88, '89, '93, '99 and 2001)

NAIB Tournament Appearances: 7 (1942, '43, '45, '46, '50, '51, '52)

Overall Postseason Record: 19-27 (.413) in 26 appearances


NCAA Tournament Record: 5-14 (.263) in 13 appearances

NIT Record: 3-6 (.333) in six appearances

NAIB Tournament Record: 11-7 (.611) in seven appearances

Top NCAA Scoring Performance:
34 by Marcos Leite vs. Memphis (3/13/1976)

Top NCAA Rebounding Performances:
13 by Bob Warlick vs. Oregon State (3/16/1962)
13 by Danny Ramsey vs. Utah (3/9/1979)
13 by Eric White vs. Duke (3/15/1985)



NCAA TOURNAMENT TEAMS

1944

The NAIB Tournament (the precursor to the NAIA), which the Waves had taken part in in both 1942 and 1943, was cancelled in 1944 due to World War II. But after an excellent regular season that consisted largely of service and AAU opponents, the West Coast NCAA Committee chose Pepperdine to represent the eighth district at the national tournament. The Waves had played the strongest schedule among the region's teams and were known as the "Giant Killers." At the time, it was just an eight-team event, and so the Waves would travel to Kansas City for the Western Regional with Iowa State, Missouri and Utah. Unfortunately, Pepperdine lost its regional semifinal to Iowa State, 44-39, and also fell in the consolation game to Missouri, 61-46. All-American Nick Buzolich, a 6-foot-7 sophomore center, scored 22 of Pepperdine's 39 points against the Cyclones, then posted half (23) of the Waves' 46 points against Missouri. Buzolich averaged 12.8 points per game. He would end up amassing 1,464 points for his career, a school record that stood for nearly 30 years. It would turn out to be the third of five straight postseason appearances by the Waves, who were coached by Alva "Al" O. Duer. He would later become the executive secretary of the NAIA and an inductee into the Basketball Hall of Fame. Pepperdine finished with a 20-14 record.



1962

Seven years after joining the West Coast Athletic Conference, Pepperdine won its first league title with an 11-1 mark and the ensuing spot in the 25-team NCAA Tournament. The Waves received a first-round bye in the West Regional, held in Provo, Utah, and would end up facing Oregon State in the regional semifinal. The Beavers would eke out a two-point victory, 69-67, despite a game-high 23 points from All-American Bob Warlick. In the consolation game, Pepperdine earned its first NCAA Tournament victory with a four-point win, 75-71, over Utah State. Tim Tift scored 22 points and Lee Tinsley added 19. Robert "Duck" Dowell, the all-time winningest coach in school history, had taken the Waves to three NAIB Tournaments early in his career but this would be his only NCAA Tournament appearance. He was named the conference's coach of the year in 1962. Warlick led the senior-laden team with a 17.3 scoring average. Harry Dinnel was the WCAC's co-Most Valuable Player.

PEPPERDINE BASKETBALL

NCAA TOURNAMENT TEAMS



1976

Pepperdine made its first NCAA Tournament appearance under Gary Colson in 1976, and the first since the campus moved from South-Central Los Angeles to Malibu. The Waves went 22-6 overall and won the WCC with a 10-2 mark. In one memorable contest, a record 4,500 fans packed Firestone Fieldhouse to witness Pepperdine upset #3 UNLV, 93-91. In the postseason, Pepperdine was given a first-round rematch against Memphis State in Tucson, Ariz. Although the Tigers had won at home earlier in the season, the Waves prevailed 87-77 behind Marcos Leite's 34 points. That put Pepperdine into a regional semifinal at Pauley Pavilion against UCLA, and the Bruins came away with a 70-61 victory. It was a one-point game midway through the second half and through the Waves stayed close, they were unable to pull ahead. Leite and Dennis Johnson scored 16 points apiece. Leite was both an All-American and the WCC's Player of the Year, and he, Johnson and Ollie Matson made the All-WCC first team. Leite averaged a double-double for the season with 18.7 points and 10.0 rebounds. Johnson, in his only season at Pepperdine before turning pro, averaged 15.7 points.



1979

Gary Colson's final season as head coach at Pepperdine resulted in another NCAA Tournament appearance for the school. Pepperdine went 22-10 and took second place in the WCC with a 10-2 record. Once again, the Waves were sent to Pauley Pavilion for West Regional play. Seeded ninth, the Waves took eighth-seeded Utah to overtime before eventually posting a 92-88 victory. At the end of regulation and trailing by two, Ollie Matson threw a length-of-the-court pass that was caught by Ted Scott, and Scott scored from three feet to send the game into overtime. Ricardo Brown scored 26 points to lead the Waves. Pepperdine ran into top-seeded UCLA in the second round, however, and was edged 76-71. Brown scored 27 points to help keep things close. Brown, who led the team in scoring (19.5) and assists (5.7), made the All-WCC first team, while Matson (15.6 ppg, 8.9 rpg) was on the second team.

NCAA TOURNAMENT TEAMS



1982

Jim Harrick took Pepperdine back to the NCAA Tournament in just his third season as head coach. It would be the first of four appearances in the next five years under Harrick. Pepperdine was unbeaten in the WCC at 14-0 and was sent to Pullman, Wash., as the West Region's #7 seed. The Waves shot 60 percent from the field in dispatching #10-seed Pittsburgh in the first round, 99-88. Orlando Phillips scored 27 points and Boot Bond added 24. The Waves' run ended in the second round against Pac-10 champion Oregon State, seeded #2 and ranked #4 in the nation. The Beavers slowed down the tempo and pulled away for a 70-51 win. Phillips scored 16 points and Dane Suttle had 10. Pepperdine finished with a 22-7 overall record. Bond, who averaged a team-high 18.3 ppg and was in double-figures in every game but the finale, earned All-American honors and was one of three on the All-WCC first team along with Phillips (15.7 ppg, 8.7 rpg) and Suttle (16.8 ppg).



1983

Pepperdine earned back-to-back NCAA Tournament appearances for the first time in school history in 1983. Jim Harrick's Waves won the WCC again with a 10-2 record and went 20-9 overall. Pepperdine was sent to Corvallis, Ore., as the #11 seed in the West, and would face North Carolina State, the #6 seed, in the first round. The game was a classic, as the Wolfpack pulled out a 69-67 double-overtime victory. Pepperdine had its chances to put a stop right at the beginning to one of college basketball's great Cinderella stories, as Jim Valvano's squad would go on to one of the most unlikely NCAA title runs ever. Missed free throws cost the Waves, who might have had chances to wrap up the game a couple of times in regulation and overtime. They shot 13-for-28 (.464) from the stripe for the game. Bill Sadler scored 19 points and Dane Suttle had 16. Suttle and Orlando Phillips were the WCC's co-Players of the Year. Suttle averaged 23.4 ppg, the third-best mark in program history. Phillips led the conference in rebounds (9.6) and blocks (1.7).

PEPPERDINE BASKETBALL

NCAA TOURNAMENT TEAMS



1985


After a one-year absence, Pepperdine was back into the NCAA Tournament thanks to another first-place finish in the WCC. The Waves went 23-9 overall and 11-1 in league play. The reward was the #14 seed in the Midwest Regional and a trip to Houston, Texas, to face third-seeded Duke, and the result was a 75-62 loss. After a rough start that saw the Blue Devils take a 10-2 lead, Pepperdine settled down. The Waves trailed by just two a little more than four minutes into the second half, but Duke pulled away from there. The Waves' Eric White scored a game-high 26 points. Dwayne Polee was the WCC's Player of the Year, and White and Anthony Frederick also made the first team. Levy Middlebrooks was the WCC Freshman of the Year. White (15.9) and Polee (15.7) were two of five players that averaged double-figure scoring for the season, along with Jon Korfas (12.2), Anthony Frederick (11.8) and Middlebrooks (10.3). Jim Harrick was the WCC Coach of the Year.



1986


Jim Harrick's Waves advanced to the NCAA Tournament for the fourth time in five years, the best stretch in program history. The Waves went 25-5, good for a school-record winning percentage of .833, and won the WCC with a 13-1 mark. Pepperdine didn't have to go far for the NCAA Tournament, as the #12-seeded Waves were sent to Long Beach to meet fifth-seeded Maryland. The two schools were tied 31-31 at halftime but the Terrapins eked out a five-point win, 69-64. Eric White and Grant Gondrezick scored 17 points apiece for the Waves. Ill-fated Maryland legend Len Bias, playing in one of his final games, led the Terps with 26 points. Dwayne Polee earned All-American honors for Pepperdine and was the WCC Player of the Year after averaging a team-high 15.7 points. White also made the All-WCC first team after posting 15.3 points per game. Gondrezick was also in double-figures with 13.3 points a game. Harrick was named the WCC's co-Coach of the Year.

NCAA TOURNAMENT TEAMS



1991

Tom Asbury returned the Waves to the NCAA Tournament in his third season as head coach. His squad went 22-9 overall, won the WCC regular-season title with a 13-1 record and captured the program's first WCC Tournament championship. The top-seeded Waves knocked off Portland and San Francisco before edging Saint Mary's, 71-68 in overtime, in the final. Geoff Lear was the Tournament MVP, which included a 32-point, 14-rebound performance against the Gaels. The Waves were only awarded the #14 seed in the West Region, and had to take on third-seeded Seton Hall in Salt Lake City. The Pirates rolled to a 71-51 win behind future NBA standout Terry Dehere's 26 points, while Lear scored 14. The Waves were without All-American Doug Christie, who missed much of the postseason with a knee injury. Christie averaged 19.1 points, 5.2 rebounds and 4.8 assists and was the WCC Player of the Year. Lear also made the All-WCC first team after averaging 18.5 points and 9.8 rebounds. Jones was the WCC's Freshman of the Year after averaging 10.0 points and 8.2 rebounds. Asbury won his first WCC Coach of the Year award.




1992

The Waves went unbeaten in the WCC for only the second time in school history at 14-0 and won their second straight WCC Tournament title to advance again to the NCAA Tournament. Pepperdine, which posted a 24-7 overall record, whipped Portland in the first round but had close calls against San Francisco (67-65) and Gonzaga (73-70). A healthy Doug Christie was named Tournament MVP, which included 26 points in the final against the Bulldogs. The Waves were sent to Milwaukee, Wis., and the Midwest Regional. As the #11 seed, they faced sixth-seeded Memphis and were beaten 80-70. Christie ended his fabulous career with a game-high 23 points, and Dana Jones added 13. Memphis and future NBA star Anfernee "Penny" Hardaway scored 21 points to lead the Tigers. Christie, who repeated as an All-American and the WCC Player of the Year, averaged 19.5 points, 5.9 rebounds and 4.8 assists. Jones (11.4 ppg) and Geoff Lear (16.7 ppg) also made the All-WCC first team. Tom Asbury was the WCC Coach of the Year again.

PEPPERDINE BASKETBALL

NCAA TOURNAMENT TEAMS



1994

After tying for second place during the WCC's regular season, the Waves needed to win the WCC Tournament and did just that, taking home the title for the third time under Tom Asbury. Pepperdine went 19-11 overall and 8-6 in the WCC. The Waves walloped Saint Mary's before posting three-point wins over San Francisco (82-79) and San Diego (56-53). Dana Jones was awarded Tournament MVP after averaging 22 points at the event. That set up one of the most memorable tournament games in program history, as Pepperdine was sent to Wichita, Kan., and the Midwest Regional as the #14 seed to meet third-seeded Michigan. Four of the Wolverine's "Fab Five" were still around as juniors and the Waves gave them all they could handle before falling 78-74 in overtime. Pepperdine trailed by 11 in the second half before roaring back and grabbing a two-point lead in the final minute. The Waves had the final shot of regulation but couldn't convert. The Wolverines, led by Juwan Howard's 28 points, scored all 10 of their points in overtime on free throws. Damin Lopez scored 21 points to lead Pepperdine. Jones (18.4 ppg, 9.7 rpg) and Lopez (14.7 ppg, 3.8 apg) were All-WCC first teamers.



2000

After a five-year absence from the tournament, Jan van Breda Kolff took the Waves to the next level in his first season as head coach. Building on a turnaround started by Lorenzo Romar, the Waves went 25-9 overall and won the WCC's regular season with a 12-2 record. It was good enough to claim an at-large bid when Pepperdine lost in the WCC Tournament final to Gonzaga, 69-65 in overtime. The Waves were put in the East Regional for the first time in program history and had to travel cross-country to Buffalo, N.Y., as the #11 seed. The first-round matchup was extremely memorable, as the Waves pounded sixth-seeded Indiana, 77-57. It would turn out to be Bobby Knight's last game coaching the Hoosiers. It was also Pepperdine's first NCAA Tournament victory since 1982. Brandon Armstrong scored 22 points to lead Pepperdine and Nick Sheppard added 17. In the second round, Pepperdine lost to third-seeded Oklahoma State, 75-67. Armstrong had 19 points and Tezale Archie dished out 14 assists. All five starters earned All-WCC honors, including Archie (9.6 ppg, 6.1 apg), Armstrong (14.4 ppg) and Kelvin Gibbs (9.0 ppg, 7.0 rpg) on the first team.

NCAA TOURNAMENT TEAMS



2002

After Jan van Breda Kolff's brief stay, Paul Westphal inherited a very strong Waves team that went to the NCAA Tournament in his first season. Pepperdine posted a 22-9 record, shared the WCC regular-season title with Gonzaga and lost to the Bulldogs in the WCC final. Thanks to a strong non-conference schedule that included wins over UCLA and USC, that was enough to get Pepperdine into the tournament as the #10 seed in the Midwest Region. The Waves went north to Sacramento, Calif., to face seventh-seeded Wake Forest in the first round, and the Demon Deacons pulled away for an 83-74 win. Four Waves scored in double-figures: Devin Montgomery with 18, Boomer Brazzle with 15, Glen McGowan with 12 and Jimmy Miggins with 11. Brazzle (11.2 ppg) and Miggins (14.9 ppg) were All-WCC first team performers. Terrance Johnson (12.8 ppg) was the WCC Freshman of the Year and All-WCC honorable mention. McGowan (9.8 ppg) and Montgomery (11.7 ppg) were also named honorable mention. Cedric Suitt (3.2 ppg, 5.0 rpg, 3.1 bpg) was the WCC Defensive Player of the Year.



2002 NCAA TOURNAMENT VS. WAKE FOREST

PEPPERDINE BASKETBALL

NATIONAL INVITATION TOURNAMENT

1980	Anaheim, Calif. (Anaheim Convention Center)	March 4	First Round	Long Beach State 104, Pepperdine 87
1988	Albuquerque, N.M. (The Pit)	March 17	First Round	New Mexico 86, Pepperdine 75
1989	Las Cruces, N.M. (Pan American Center)	March 16	First Round	Pepperdine 84, New Mexico State 69
	Albuquerque, N.M. (The Pit)	March 21	Second Round	New Mexico 86, Pepperdine 69
1993	Santa Barbara, Calif. (The Thunderdome)	March 19	First Round	Pepperdine 53, UC Santa Barbara 50
	Los Angeles, Calif. (L.A. Sports Arena)	March 22	Second Round	USC 71, Pepperdine 59
1999	Boulder, Colo. (Coors Event Center)	March 10	First Round	Colorado 65, Pepperdine 61
2001	Laramie, Wyo. (Arena Auditorium)	March 14	First Round	Pepperdine 72, Wyoming 69
	Albuquerque, N.M. (The Pit)	March 20	Second Round	New Mexico 81, Pepperdine 78

NAIB TOURNAMENT

1942	Kansas City, Mo. (Municipal Auditorium)	March 10	First Round	Missouri Valley College 68, Pepperdine 53
1943	Kansas City, Mo. (Municipal Auditorium)	March 9 March 10 March 11	First Round Second Round Quarterfinals	Pepperdine 50, Nebraska-Kearney 45 Pepperdine 43, Luther College 38 (OT) Murray State 44, Pepperdine 38
1945	Kansas City, Mo. (Municipal Auditorium)	March 13 March 15 March 16 March 17	First Round Quarterfinals Semifinals Championship	Pepperdine 77, Peru State College 42 Pepperdine 52, West Texas State 45 Pepperdine 52, Eastern Kentucky 34 Loyola-New Orleans 49, Pepperdine 36
1946	Kansas City, Mo. (Municipal Auditorium)	March 11 March 13 March 14 March 15 March 16	First Round Second Round Quarterfinals Semifinals Third-Place Game	Pepperdine 62, Central Arkansas 37 Pepperdine 64, Iowa State 22 Pepperdine 46, Eastern Washington 42 Indiana State 56, Pepperdine 43 Pepperdine 82, Loyola-New Orleans 55
1950	Kansas City, Mo. (Municipal Auditorium)	March 13 March 15	First Round Second Round	Pepperdine 54, American University 50 Tampa College 69, Pepperdine 61
1951	Kansas City, Mo. (Municipal Auditorium)	March 13 March 14	First Round Second Round	Pepperdine 86, Wisconsin-Eau Claire 53 Florida State 61, Pepperdine 59
1952	Kansas City, Mo. (Municipal Auditorium)	March 10	First Round	Morningside College 84, Pepperdine 80

PEPPERDINE BASKETBALL

WCC TOURNAMENT HISTORY

1987	Spokane, Wash. (Martin Centre)	Feb. 28	First Round	W	#7 Pepperdine 76, #2 Gonzaga 73
	San Francisco, Calif. (Memorial Gymnasium)	March 6	Semifinals	W	#7 Pepperdine 64, #1 San Diego 63
		March 7	Championship	L	#5 Santa Clara 77, #7 Pepperdine 65
1988	Santa Clara, Calif. (Toso Pavilion)	March 5	First Round	W	#4 Pepperdine 81, #5 Gonzaga 70
		March 6	Semifinals	L	#1 Loyola Marymount 109, #4 Pepperdine 106
1989	San Francisco, Calif. (Memorial Gymnasium)	March 4	First Round	W	#2 Pepperdine 72, #7 San Diego 69
		March 5	Semifinals	L	#3 Loyola Marymount 112, #2 Pepperdine 98
1990	Los Angeles, Calif. (Gersten Pavilion)	March 3	First Round	W	#2 Pepperdine 94, #7 Saint Mary's 83 (tournament suspended)
1991	Santa Clara, Calif. (Toso Pavilion)	March 2	First Round	W	#1 Pepperdine 97, #8 Portland 62
		March 3	Semifinals	W	#1 Pepperdine 65, #7 San Francisco 56
		March 4	Championship	W	#1 Pepperdine 71, #4 Saint Mary's 68 (OT)
1992	Portland, Ore. (Chiles Center)	March 7	First Round	W	#1 Pepperdine 97, #8 Portland 83
		March 8	Semifinals	W	#1 Pepperdine 67, #6 San Francisco 65
		March 9	Championship	W	#1 Pepperdine 73, #4 Gonzaga 70
1993	San Francisco, Calif. (Memorial Gymnasium)	March 6	First Round	W	#1 Pepperdine 80, #8 Loyola Marymount 66
		March 7	Semifinals	W	#1 Pepperdine 88, #4 San Francisco 67
		March 8	Championship	L	#3 Santa Clara 73, #1 Pepperdine 63
1994	Santa Clara, Calif. (Toso Pavilion)	March 5	First Round	W	#2 Pepperdine 79, #7 Saint Mary's 62
		March 6	Semifinals	W	#2 Pepperdine 82, #3 San Francisco 79
		March 7	Championship	W	#2 Pepperdine 56, #4 San Diego 53
1995	Santa Clara, Calif. (Toso Pavilion)	March 4	First Round	L	#2 Portland 62, #7 Pepperdine 52
1996	Santa Clara, Calif. (Toso Pavilion)	March 2	First Round	W	#8 Pepperdine 63, #1 Santa Clara 60
		March 3	Semifinals	L	#2 Gonzaga 76, #8 Pepperdine 48
1997	Los Angeles, Calif. (Gersten Pavilion)	March 1	First Round	L	#2 Saint Mary's 85, #7 Pepperdine 69
1998	Santa Clara, Calif. (Toso Pavilion)	Feb. 28	First Round	L	#7 San Diego 56, #2 Pepperdine 54
1999	Santa Clara, Calif. (Toso Pavilion)	Feb. 27	First Round	W	#2 Pepperdine 67, #7 San Francisco 65
		Feb. 28	Semifinals	L	#4 Santa Clara 58, #2 Pepperdine 54
2000	Santa Clara, Calif. (Toso Pavilion)	March 4	First Round	W	#1 Pepperdine 83, #8 Loyola Marymount 49
		March 5	Semifinals	W	#1 Pepperdine 58, #4 Santa Clara 55
		March 6	Championship	L	#2 Gonzaga 69, #1 Pepperdine 65 (OT)
2001	San Diego, Calif. (Jenny Craig Pavilion)	March 3	First Round	W	#2 Pepperdine 81, #7 Portland 71
		March 4	Semifinals	L	#3 Santa Clara 84, #2 Pepperdine 78
2002	San Diego, Calif. (Jenny Craig Pavilion)	March 2	First Round	W	#1 Pepperdine 77, #8 Portland 64
		March 3	Semifinals	W	#1 Pepperdine 68, #6 Saint Mary's 47
		March 4	Championship	L	#2 Gonzaga 96, #1 Pepperdine 90
2003	San Diego, Calif. (Jenny Craig Pavilion)	March 9	Quarterfinals	L	#5 Saint Mary's 75, #4 Pepperdine 71
2004	Santa Clara, Calif. (Leavey Center)	March 6	Quarterfinals	W	#3 Pepperdine 78, #7 Loyola Marymount 67
		March 7	Semifinals	L	#2 Saint Mary's 79, #3 Pepperdine 74
2005	Santa Clara, Calif. (Leavey Center)	March 4	First Round	W	#5 Pepperdine 91, #8 Loyola Marymount 79
		March 5	Quarterfinals	L	#4 San Diego 86, #5 Pepperdine 80
2006	Spokane, Wash. (McCarthy Athletic Center)	March 3	First Round	L	#5 San Diego 85, #8 Pepperdine 72
2007	Portland, Ore. (Chiles Center)	March 2	First Round	L	#5 San Diego 95, #8 Pepperdine 82
2008	San Diego, Calif. (Jenny Craig Pavilion)	March 7	First Round	W	#6 Pepperdine 50, #7 Portland 48 (OT)
		March 8	Quarterfinals	L	#3 San Diego 73, #6 Pepperdine 55
2009	Las Vegas, Nev. (Orleans Arena)	March 6	First Round	W	#6 Pepperdine 93, #7 San Francisco 85
		March 7	Quarterfinals	L	#3 Portland 69, #6 Pepperdine 45
2010	Las Vegas, Nev. (Orleans Arena)	March 5	First Round	L	#5 Loyola Marymount 87, #8 Pepperdine 84
2011	Las Vegas, Nev. (Orleans Arena)	March 4	First Round	W	#6 Pepperdine 84, #7 San Diego 81
		March 5	Quarterfinals	L	#3 San Francisco 76, #6 Pepperdine 59

PEPPERDINE BASKETBALL

WCC TOURNAMENT RECORDS

WCC TOURNAMENT ACHIEVEMENTS

WCC Tournament Appearances: 25

Overall WCC Tournament Record: 28-21 (.571)

WCC Tournament Championships: 3 (1991, 1992, 1994)

WCC Tournament Runner-ups: 4 (1987, 1993, 2000, 2002)


WCC Tournament MVPs: 3 (Geoff Lear 1991, Doug Christie 1992, Dana Jones 1994)

RECORD VS. WCC OPPONENTS

TEAM	RECORD	PCT	LAST MEETING
Gonzaga	3-3	.500	2002 Championship
Loyola Marymount	4-3	.571	2010 First Round
Portland	5-2	.714	2009 Quarterfinals
Saint Mary's	4-3	.571	2004 Semifinals
San Diego	4-5	.444	2011 First Round
San Francisco	6-1	.857	2011 Quarterfinals
Santa Clara	2-4	.333	2001 Semifinals

INDIVIDUAL SINGLE-GAME RECORDS

PEPPERDINE	POINTS	OPPONENT
39, Bryan Hill vs. SMC, 3/1/1997		34, Brandon Gay of USD, 3/5/2005
32, Geoff Lear vs. SMC, 3/4/1991		32, Dior Lowhorn of USF, 3/6/2009
32, Tom Lewis vs. LMU, 3/6/1988		29, Enoch Simmons of LMU, 3/5/1989
31, Alex Acker vs. USD, 3/5/2005		29, Dan Dickau of GON, 3/4/2002
28, Craig Davis vs. GON, 2/28/1987		28, Casey Calvary of GON, 3/6/2000
REBOUNDS		OPPONENT
16, Dexter Howard vs. SMC, 3/3/1990		15, Rob Jones of USD, 3/8/2008
16, Bryan Hill vs. USD, 2/29/1998		13, several (last Terrence Moore of USF, 2/27/1999)
ASSISTS		OPPONENT
16, Donny Moore vs. LMU, 3/6/1988		11, Kyle Dixon of GON, 3/3/1996
10, Jelani Gardner vs. USF, 2/27/1999		11, Brandon Johnson of USD, 3/2/2007
BLOCKED SHOTS		OPPONENT
8, Cedric Suitt vs. SMC, 3/3/2002		4, Sherman Gay of LMU, 3/6/2004
5, Malcolm Thomas vs. POR, 3/7/2008		3, several (last Drew Viney of LMU, 3/5/2010)
STEALS		OPPONENT
5, Craig Davis vs. LMU, 3/6/1988		7, David Sivulich of SMC, 3/1/1997
4, several (last Marvin Lea vs. USD, 3/2/2007)		5, Brandon Johnson of USD, 3/3/2006
FIELD GOALS MADE		OPPONENT
15, Bryan Hill vs. SMC, 3/1/1997		13, Dior Lowhorn of USF, 3/6/2009
13, twice (last Tom Lewis vs. LMU, 3/6/1988)		11, several (last Casey Calvary of GON, 3/6/2000)
THREE-POINTERS MADE		OPPONENT
7, Shann Ferch vs. LMU, 3/5/1989		7, Steve Nash of SCU, 3/2/1996
5, several (last Mike Hornbuckle vs. USF, 3/6/2009)		7, Brandon Gay of USD, 3/5/2005
FREE THROWS MADE		OPPONENT
14, Mychel Thompson vs. USD, 3/4/2011		13, Ashley Hamilton of LMU, 3/5/2010
13, Tashaan Forehan-Kelly vs. USD, 3/3/2006		11, twice (last Curt Ranta of POR, 3/4/1995)




1994 WCC TOURNAMENT CHAMPIONS

WCC TOURNAMENT RECORDS

TEAM SINGLE-GAME RECORDS

PEPPERDINE	POINTS	OPPONENT
106 vs. Loyola Marymount, 3/6/1988		112 by Loyola Marymount, 3/5/1989
98 vs. Loyola Marymount, 3/5/1989		109 by Loyola Marymount, 3/6/1988
54 vs. Loyola Marymount, 3/6/1998	FIRST-HALF POINTS	61 by Loyola Marymount, 3/5/1989
53 vs. Loyola Marymount, 3/4/2000		55 by Loyola Marymount, 3/6/1988
57 vs. Loyola Marymount, 3/4/2005	SECOND-HALF POINTS	54 by Loyola Marymount, 3/6/1988
52, twice (last vs. Saint Mary's, 3/5/1994)		52 by Gonzaga, 3/4/2002
43 vs. Loyola Marymount, 3/6/1988	FIELD GOALS MADE	41 by Loyola Marymount, 3/5/1989
41 vs. Loyola Marymount, 3/5/1989		37 by Loyola Marymount, 3/6/1988
84 vs. Loyola Marymount, 3/5/1989	FIELD GOALS ATTEMPTED	80 by Loyola Marymount, 3/6/1988
79 vs. San Diego, 3/5/2005		79 by Saint Mary's, 3/3/1990
.644 vs. San Francisco, 3/7/1993 (29-45)	FIELD GOAL PERCENTAGE	.576 by San Diego, 3/2/2007 (34-59)
.606 vs. Loyola Marymount, 3/6/1988 (43-71)		.571 by Santa Clara, 3/7/1987 (24-42)
12 vs. Gonzaga, 3/4/2002	THREE-POINTERS MADE	14 by Loyola Marymount, 3/5/1989
11, twice (last vs. Santa Clara, 3/4/2001)		13 by Santa Clara, 3/8/1993
28 vs. Gonzaga, 3/4/2002	THREE-POINTERS ATTEMPTED	33 by Saint Mary's, 3/3/1990
28 vs. San Diego, 3/5/2005		28, twice (last by Santa Clara, 3/4/2001)
.613 vs. San Francisco, 3/7/1993 (8-13)	THREE-POINT PERCENTAGE	.769 by Santa Clara, 2/28/1999 (10-13)
.538 vs. San Diego, 3/4/1989 (7-13)		.619 by Santa Clara, 3/8/1993 (13-21)
36 vs. San Diego, 3/4/2011	FREE THROWS MADE	30 by Saint Mary's, 3/1/1997
30 vs. Loyola Marymount, 3/4/2005		28, twice (last by Santa Clara, 3/4/2001)
45 vs. Saint Mary's, 3/3/1990	FREE THROWS ATTEMPTED	39 by Loyola Marymount, 3/6/1988
44 vs. San Diego, 3/4/2011		39 by Santa Clara, 3/4/2001
.882 vs. San Diego, 3/6/1987 (15-17)	FREE THROW PERCENTAGE	.941 by Santa Clara, 3/8/1993 (16-17)
.864 vs. San Diego, 3/5/2005 (19-22)		.882 by Saint Mary's, 3/1/1997 (30-34)
54 vs. Loyola Marymount, 3/4/2000	REBOUNDS	53 by Saint Mary's, 3/7/2004
50, twice (last vs. Saint Mary's, 3/3/1990)		48 by San Diego, 3/3/2006
27 vs. Gonzaga, 3/4/2002	PERSONAL FOULS	34 by Saint Mary's, 3/3/1990
27 vs. Loyola Marymount, 3/5/2010		31 by San Diego, 3/4/2011
25 vs. Loyola Marymount, 3/6/1988	ASSISTS	28 by San Diego, 3/2/2007
23, twice (last vs. Loyola Marymount, 3/6/1993)		22, twice (last by San Diego, 3/5/2005)
23 vs. Loyola Marymount, 3/6/1988	TURNOVERS	26 by Portland, 3/2/2002
23 vs. Saint Mary's, 3/1/1997		22 by San Diego, 3/5/2005
14 vs. Saint Mary's, 3/3/2002	BLOCKED SHOTS	6, several (last by Loyola Marymount, 3/5/2010)
7, twice (last vs. Portland, 3/7/2008)		
16 vs. San Diego, 3/5/2005	STEALS	12 by Loyola Marymount, 3/6/1988
11, several (last vs. San Diego, 3/8/2008)		11, several (last by San Diego, 3/3/2006)



PEPPERDINE BASKETBALL


ALL-AMERICANS

1940 Milt Berg
1942 Pete Fogo
1943 Lowrey Ruby
 Gordon Wells
1944 Nick Buzolich


1945 Bob Clark
 Bob O'Brien
1946 Nick Buzolich
 Bob Clark
1951 Hugh Faulkner
 John Furlong

1953 Bob Morris
1955 Larry Dugan
1960 Sterling Forbes
1962 Bob Warlick
1973 Bird Averitt


1976 Marcos Leite
1982 Boot Bond
1986 Dwayne Polee
1991 Doug Christie
1992 Doug Christie




NICK BUZOLICH



JOHN FURLONG



BIRD AVERITT



DOUG CHRISTIE


NABC ALL-DISTRICT

1958 Sterling Forbes (HM)
1960 Sterling Forbes (2nd)
1972 Bird Averitt (3rd)
1973 Bird Averitt (2nd)
1976 Marcus Leite (2nd)
1979 Ollie Matson (2nd)
1981 Boot Bond (2nd)


1982 Boot Bond (1st)
 Orlando Phillips (2nd)
1983 Orlando Phillips (2nd)
 Dane Suttle (2nd)
1985 Dwayne Polee (2nd)
1986 Dwayne Polee (1st)
1987 Eric White (1st)

1989 Tom Lewis (2nd)
1991 Doug Christie (2nd)
1992 Doug Christie (1st)
1993 Dana Jones (2nd)
1994 Dana Jones (2nd)
1999 Jelani Gardner (1st)
2001 Brandon Armstrong (1st)


2002 Jimmy Miggins (2nd)
2004 Glen McGowan (2nd)
2005 Glen McGowan (1st)
2010 Keion Bell (2nd)



STERLING FORBES



ORLANDO PHILLIPS



DANA JONES



GLEN MCGOWAN

CONFERENCE HONORS

WCC PLAYER OF THE YEAR

1962 Harry Dinnel (co)
1973 Bird Averitt
1976 Marcos Leite
1983 Dane Suttle (co)
 Orlando Phillips (co)
1985 Dwayne Polee
1986 Dwayne Polee
1988 Levy Middlebrooks
1991 Doug Christie
1992 Doug Christie
1993 Dana Jones

WCC COACH OF THE YEAR

1962 Robert Dowell
1976 Gary Colson
1982 Jim Harrick
1983 Jim Harrick
1985 Jim Harrick
1986 Jim Harrick (co)
1991 Tom Asbury
1992 Tom Asbury

WCC FRESHMAN OF THE YEAR

1974 Marcos Leite
1975 Ollie Matson
1981 Victor Anger
1985 Levy Middlebrooks
1991 Dana Jones
2002 Terrance Johnson
2003 Alex Acker

ALL-WCC

1956 George Taylor (HM)
 Ermine Zappa (HM)
1957 Mack Taylor (2nd)
1958 Sterling Forbes (1st)
 John Rettberg (HM)
 Bob Sims (HM)
 Mack Taylor (HM)
1959 Sterling Forbes (1st)
 Bobby Blue (2nd)
 John Rettberg (HM)
 Bob Sims (HM)
1960 Sterling Forbes (1st)
 Bobby Sims (1st)
1961 Harry Dinnel (HM)
 Noel Smith (HM)
1962 Bobby Warlick (1st)
 Harry Dinnel (2nd)
 Noel Smith (HM)
 Lee Tinsley (HM)
1963 Harry Dinnel (1st)
 Bobby Warlick (1st)
 Lee Tinsley (HM)
1964 Roland Betts (2nd)
1965 Roland Betts (2nd)
1966 Tandy Holmes (2nd)
1967 Hal Grant (1st)
 Steve Ebey (HM)
1968 Steve Ebey (1st)
 Tim Flowers (HM)
 Hal Grant (HM)
1969 Bob Sands (2nd)
 Tom Egerer (HM)
 Steve Sims (HM)
1970 Steve Sims (2nd)
 Bob Sands (HM)
1971 Steve Sims (2nd)
 Hiram Peterson (HM)
1972 Bird Averitt (2nd)
1973 Bird Averitt (1st)
1974 Marcos Leite (2nd)

1975 Marcos Leite (1st)
 Dick Skophammer (2nd)
1976 Dennis Johnson (1st)
 Marcos Leite (1st)
 Ollie Matson (1st)
 Flintie R. Williams (HM)
1977 Flintie R. Williams (2nd)
 Art Allen (HM)
 Ollie Matson (HM)
 Danny Ramsey (HM)
1978 Ray Ellis (2nd)
1979 Ricardo Brown (1st)
 Ollie Matson (2nd)
 Danny Ramsey (HM)
1980 Ricardo Brown (1st)
 Tony Fuller (2nd)
1981 Boot Bond (1st)
 Bill Sadler (1st)
1982 Boot Bond (1st)
 Orlando Phillips (1st)
 Dane Suttle (1st)
 Bill Sadler (HM)
1983 Orlando Phillips (1st)
 Dane Suttle (1st)
1984 Victor Anger (1st)
1985 Anthony Frederick (1st)
 Dwayne Polee (1st)
 Eric White (1st)
1986 Dwayne Polee (1st)
 Eric White (1st)
1987 Levy Middlebrooks (1st)
 Eric White (1st)
1988 Tom Lewis (1st)
 Levy Middlebrooks (1st)
1989 Dexter Howard (1st)
 Tom Lewis (1st)
1990 Craig Davis (1st)
 Dexter Howard (1st)
 Geoff Lear (1st)
1991 Doug Christie (1st)
 Geoff Lear (1st)
 Dana Jones (HM)
1992 Doug Christie (1st)
 Dana Jones (1st)
 Geoff Lear (1st)
1993 Dana Jones (1st)
 Derek Noether (1st)
1994 Dana Jones (1st)
 Damin Lopez (1st)
1995 Gerald Brown (1st)
1996 Gerald Brown (1st)
1997 Bryan Hill (1st)
 Marc McDowell (HM)
1998 Gerald Brown (1st)
 Jelani Gardner (1st)
 Bryan Hill (1st)
1999 Jelani Gardner (1st)
 Kelvin Gibbs (HM)
2000 Tezale Archie (1st)
 Brandon Armstrong (1st)
 Kelvin Gibbs (1st)
 Tommie Prince (HM)
 Nick Sheppard (HM)
2001 Brandon Armstrong (1st)
 Kelvin Gibbs (1st)
 David Lalazarian (HM)
2002 Boomer Brazzle (1st)
 Jimmy Miggins (1st)
 Glen McGowan (HM)
 Terrance Johnson (HM)
 Devin Montgomery (HM)
2003 Terrance Johnson (1st)
 Jimmy Miggins (1st)
 Alex Acker (HM)
 Boomer Brazzle (HM)

2004 Yakhoubia Diawara (1st)
 Glen McGowan (1st)
 Alex Acker (HM)
 Terrance Johnson (HM)
2005 Alex Acker (1st)
 Glen McGowan (1st)
2006 T. Forehan-Kelly (HM)
2007 Chase Griffin (HM)
2008 Malcolm Thomas (HM)
2010 Keion Bell (HM)
 Mychel Thompson (HM)
2011 Lorne Jackson (HM)
 Mychel Thompson (HM)

WCC ALL-FRESHMAN TEAM

2004 Shaun Davis
2005 Kingsley Costain
 Russell Hicks
2006 Michael Gerrity
2008 Malcolm Thomas
2009 Keion Bell

WCC DEFENSIVE PLAYER OF THE YEAR

1999 Tommie Prince
2002 Cedric Suitt

WCC ALL-TOURNAMENT TEAM

1987 Levy Middlebrooks
 Eric White
1988 Tom Lewis
 Levy Middlebrooks
1991 Geoff Lear (MVP)
 Dana Jones
1992 Doug Christie (MVP)
 Dana Jones
 Geoff Lear
1993 Byron Jenson
 Dana Jones
 Damin Lopez
1994 Dana Jones (MVP)
 Damin Lopez
1997 Bryan Hill
2000 Tezale Archie
 Brandon Armstrong
2002 Jimmy Miggins
 Devin Montgomery

WCC ALL-ACADEMIC

1992 Steve Clover
1993 Steve Clover
 Steve Guild
 Derek Noether
1994 Steve Clover
 Derek Noether
1997 Marc McDowell
1998 Aaron Butler
1999 Al Minahan
 Ross Varner
2002 Cedric Suitt
2004 Keith Jarbo
2005 Keith Jarbo
2006 Keith Jarbo
2009 Gus Clardy
2010 Taylor Darby (1st)
 Gus Clardy (1st)
 Corbin Moore (1st)
2011 Taylor Darby (1st)
 Gus Clardy (1st)
 Corbin Moore (1st)



WCC PLAYER OF THE WEEK

1981-82 Orlando Phillips (1/4, co)
 Orlando Phillips (1/18, co)
 Boot Bond (2/14)
 Dane Suttle (2/22)
 Dane Suttle (3/1, co)
1982-83 Dane Suttle (12/6)
 Victor Anger (12/13)
 Orlando Phillips (2/7, co)
 Dane Suttle (2/7, co)
 Dane Suttle (2/13)
1983-84 Grant Gondrezick (12/5)
 Scott McCollum (12/19)
 Victor Anger (1/29)
1984-85 Eric White (12/17)
 Dwayne Polee (1/7)
 Eric White (2/18)
 Jon Korfas (2/25)
1985-86 Dwayne Polee (12/16)
 Dwayne Polee (1/6)
 Grant Gondrezick (2/17)
 Dwayne Polee (3/10)
1986-87 Craig Davis (3/2)
1987-88 Tom Lewis (11/30)
 Craig Davis (12/7)
 Tom Lewis (1/11)
 Levy Middlebrooks (2/8)
1988-89 Dexter Howard (12/5)
 Tom Lewis (12/19)
 Tom Lewis (1/30)
1989-90 Craig Davis (2/19, co)
1990-91 Doug Christie (11/26)
 Doug Christie (1/21)
 Dana Jones (11/25)
 Dana Jones (12/2)
 Doug Christie (1/13)
 Geoff Lear (2/17)
 Doug Christie (3/1)
1992-93 Dana Jones (12/28)
 Dana Jones (1/18)
 Derek Noether (1/25)
1993-94 Derek Noether (1/10)
 Damin Lopez (2/21)
 Dana Jones (2/28)
1994-95 Gerald Brown (2/27)
1995-96 Gerald Brown (12/18)
 Gerald Brown (1/29)
1997-98 Gerald Brown (12/22)
 Gerald Brown (2/16, co)
1998-99 Kelvin Gibbs (2/1)
1999-00 Nick Sheppard (11/29)
 Dave Lalazarian (12/27)
 Tezale Archie (1/31)
 Craig Lewis (2/7, co)
2000-01 Kelvin Gibbs (11/20)
 Brandon Armstrong (1/2)
 Brandon Armstrong (1/22)
 Brandon Armstrong (1/29)
 Craig Lewis (2/12, co)
2001-02 Terrance Johnson (1/21, co)
 Devin Montgomery (1/28)
2002-03 Jimmy Miggins (12/23)
 Alex Acker (12/30, co)
2003-04 Shaun Davis (12/1, co)
 Alex Acker (2/16)
2004-05 Alex Acker (11/29)
 Glen McGowan (1/10, co)
2005-06 T. Forehan-Kelly (1/31, co)
2006-07 Chase Griffin (2/20, co)
2008-09 Keion Bell (2/16)
2009-10 Mychel Thompson (1/11, co)
 Lorne Jackson (1/18, co)
2010-11 Keion Bell (12/6)

PEPPERDINE BASKETBALL

ALL-TIME ROSTER


Name	Years	Pos.	Hometown	Gms	Pts/Avg
Acker, Alex	2003, 04, 05	G	Compton, Calif. (Eisenhower HS)	88	1,273/14.5
Agre, Denis	2009, 10, 11	C	Sofia, Bulgaria (Central Arizona JC)	40	65/1.6
Allen, Art	1975, 77	G	Pittsburgh, Pa. (L.A. Southwest JC)	51	786/15.4
Allen, Doc	1940, 41			—	—
Allen, Ed	1987	G	San Francisco, Calif. (CC of San Francisco)	30	313/10.4
Allen, Mike	1974, 75	G	Tucson, Ariz. (Salpointe HS)	26	41/1.6
Allen, Richie	1974	F	Los Angeles, Calif. (Daniel Murphy HS)	19	40/2.1
Alvord, Dick	1951, 52, 53	F	Glendale, Calif. (Glendale JC)	73	783/10.7
Anderson, Derrick	2001	G	Los Angeles, Calif. (Univ. of Nevada)	31	212/6.8
Andrews, Herb	1970	G	Los Angeles, Calif. (Mt. Carmel HS)	23	117/5.1
Anger, Victor	1981, 82, 83, 84	F/C	Oxnard, Calif. (Channel Islands HS)	113	1,076/9.5
Antrim, Steve	1968, 69	G	Glenview, Ill. (Southwestern JC)	21	14/0.7
Archie, Tezale	1996, 97, 98, 99, 00	G	Fresno, Calif. (Hoover HS)	120	718/6.0
Armstrong, Brandon	2000, 01	G	Vallejo, Calif. (Vallejo HS)	65	1,175/18.1
Asberry, Joe	1985	G	Bremerton, Wash. (Olympic HS)	9	18/2.0
Asher, Reggie	1944			—	—
Aust, Steve	1978	G/F	Culver City, Calif. (Culver City HS)	1	0/0.0
Averitt, William "Bird"	1972, 73	G	Hopkinsville, Ky. (Hopkinsville HS)	49	1,541/31.4
Barlow, Gregg	2006, 07	G	Las Vegas, Nev. (Mt. Hood CC)	53	362/6.8
Barnes, Bill	1954, 55	F	Long Beach, Calif.	48	609/12.7
Barnett, Brett	1980, 81	C	Glendale, Calif. (Glendale JC)	41	160/3.9
Belcher, Bill	1957, 58	G	Los Angeles, Calif. (Dorsey HS)	14	10/0.7
Bell, Keion	2009, 10, 11	G	Los Angeles, Calif. (Pasadena HS)	83	1,365/16.4
Bender, Nate	1965, 66	C	Westgate, Iowa	43	260/6.0
Berg, Milt	1942			—	—
Berger, Brian	1969, 70	F	Long Beach, Calif. (Long Beach CC)	37	122/3.3
Berry, Greg	2000	F	Los Angeles, Calif. (Los Angeles CC)	19	20/1.1
Bethel, David	1979	G	Staten Island, N.Y. (Curtis HS)	2	0/0.0
Betts, Roland	1964, 65	F	Chicago, Ill. (Chicago HS)	48	819/17.1
Biehn, Steve	1975, 76	G	Mercer Island, Wash. (Washington)	45	249/5.5
Blue, Bobby	1959, 60, 61	F	Los Angeles, Calif. (Jordan HS)	59	785/13.3
Bond, Boot	1979, 80, 81, 82	G	Macon, Ga. (Northeast Macon HS)	105	1,501/14.3
Bonser, E.	1974			1	0/0.0
Brad, Steve	1967	F	Roosmoor, Calif. (Western HS)	22	105/4.8
Bragg, Tarik	1996	F	Los Angeles, Calif. (Westchester HS)	23	25/1.1
Braly, Damon	1989, 90, 91	C	Arvada, Colo. (Arvada HS)	29	22/0.8
Brandes, Dave	1943			—	—
Branning, Richard	2009, 10, 11	G	Menlo Park, Calif. (Menlo-Atherton HS)	6	3/0.5
Braunecker, Don	1972, 73, 74	G	Manhattan Beach, Calif. (Lynwood HS)	63	111/1.8
Brazzle, Boomer	2000, 01, 02, 03	F	Portland, Ore. (Benson Tech HS)	107	816/7.6
Brewer, Jess	1950, 51	F	Modesto, Calif. (Modesto JC)	1	1/1.0
Bridges, Ted	1962, 63, 64	F	Los Angeles, Calif. (Washington HS)	74	510/6.9
Brittain, Dave	1985, 86	F	East Palestine, Ohio (Brown Univ.)	58	285/4.9
Brooks, Jim	1952	F	Monterey, Calif. (Monterey JC)	8	8/1.0
Brown, Fred	1957			6	7/1.2
Brown, Gerald	1994, 95, 96, 98	G	Phoenix, Ariz. (Hayden HS)	110	1,467/13.3
Brown, Ricardo	1979, 80	G	St. Louis, Mo. (Yavapai JC)	60	1,124/18.7
Bubonic, Tom	1964, 65	G	McKeesport, Pa. (McKeesport HS)	27	235/8.7
Buckelew, Rich	1960	G	Orange, N.J. (Seton Hall Univ.)	25	294/11.8
Buller, Elan	2001	G	Woodland Hills, Calif. (Fresno Pacific)	29	57/2.0
Burbank, Dennis	1988	F	Anaheim, Calif. (Valencia HS)	8	8/1.0
Burns, Linwood	1955, 56	G	Wichita, Kan. (Arkansas City JC)	48	341/7.1
Butler, Aaron	1997, 98	G	Klamath Falls, Ore. (Mazama HS)	11	4/0.4
Buzolich, Nick	1944, 45, 46	C		—	1,464/—
Calhoun, Paul	1966, 67, 68	G	Sedgwick, Kan. (Sedgwick HS)	45	75/1.7
Campbell, Dayle	1966, 68	F	Compton, Calif.	29	92/3.2
Campbell, Tom	1970	G	Compton, Calif. (Compton HS)	26	190/7.3
Carr, Ernie	1968, 69, 70	G	Los Angeles, Calif. (Washington HS)	46	80/1.7
Carr, Tyler	2007, 08	G	Simi Valley, Calif. (Moorpark CC)	55	53/1.0
Cattivera, Joe	1962	G	Manhattan Beach, Calif.	5	0/0.0
Cavalcante, Cesar	1978, 79	F/C	Rio de Janeiro, Brazil (Escola Techica)	27	127/4.7
Christie, Doug	1990, 91, 92	G/F	Seattle, Wash. (Rainier Beach HS)	87	1,392/16.0
Clardy, Gus	2008, 09, 10, 11	F	Nacogdoches, Texas (Nacogdoches HS)	87	149/1.7
Clark, Bob	1945, 46, 47, 48	G	Los Angeles, Calif.	—	—
Clark, Braxton	1981	F	San Francisco, Calif. (Mission HS)	20	64/3.2
Clover, Steve	1991, 92, 93, 94	G	Rancho Palos Verdes, Calif. (Rolling Hills HS)	53	103/1.9
Coburn, Wesley	1945	C	(Pacific Christian Academy)	—	—
Colbert, Gary	2002	G	Etiwanda, Calif. (Dixie CC)	27	111/4.1




PEPPERDINE BASKETBALL

ALL-TIME ROSTER

Name	Years	Pos.	Hometown	Gms	Pts/Avg
Colomo, Larry	1953, 54	G	Los Angeles, Calif.	31	69/2.2
Conaway, Paul	1985	C	Glendale, Calif. (Walter Johnson HS)	8	5/0.6
Costain, Kingsley	2005, 06, 07	G	Toronto, Ont., Canada (Eastern Commerce HS)	77	642/8.3
Crabbe, Al	1978, 79	G	Philadelphia, Pa. (Northeastern Christian JC)	19	34/1.8
Cragin, Pat	1960, 61	C	Huntington Park, Calif. (Huntington Park HS)	8	2/0.3
Crawford, Casey	1987, 88, 89	C	Hawthorne, Calif. (Leuzinger HS)	91	453/5.0
Crowther, Jack	1957, 58	C	Los Angeles, Calif. (USC)	41	173/4.2
Cumberland, Michael	1987, 88	F	West Covina, Calif. (Rio Hondo JC)	48	291/6.1
Cunningham, Rufus	1939			—	—
Dallmar, Howie	1975, 76	F	Menlo Park, Calif. (Menlo JC)	47	187/4.0
Darby, Taylor	2009, 10, 11	F	San Marcos, Calif. (Mission Hills HS)	96	641/6.7
Davidson, Ron	1964	G	Torrance, Calif. (North HS)	15	32/2.1
Davis, Craig	1987, 88, 89, 90	G	Oxnard, Calif. (Hueneme HS)	121	1,619/13.4
Davis, Jacob	1969, 70, 71	F	Riverside, Calif. (Riverside CC)	76	989/13.0
Davis, Shaun	2004	G	San Diego, Calif. (Lincoln HS)	26	210/8.1
DeBoskey, Frank	1956	G/F	Trenton, N.J. (Trenton JC)	20	220/11.0
Decker, Jason	1941			—	—
DeCuir, Lee	1957, 58	F/C	Ventura, Calif. (Ventura JC)	42	184/4.4
DeMaggio, Stan	1959			13	11/0.8
Deuel, Rick	1965, 66, 67	F	Glendale, Calif. (Grant HS)	66	390/5.9
Diawara, Yakhouba	2004, 05	F	Paris, France (Southern Idaho JC)	45	697/15.5
Dinnel, Gary	1966, 67, 68	G/F	Torrance, Calif. (Aviation HS)	70	383/5.5
Dinnel, Harry	1961, 62, 63	F	Manhattan Beach, Calif. (El Camino JC)	77	979/12.7
Dinnel, Ron	1963, 64, 65	F	Manhattan Beach, Calif. (El Camino JC)	74	536/7.2
Dixon, Gary	1960, 61	G	Anaheim, Calif. (Anaheim HS)	44	103/2.3
Domke, Larry	1973	C	Valparaiso, Ind.	20	25/1.3
Dorsey, Lafayette	1988, 89	G	Los Angeles, Calif. (Dorsey HS)	26	29/1.1
Dougan, Dave	1962, 63, 64	G/F	Concord, Calif. (Clayton Valley HS)	65	333/5.1
Drebing, Earl	1943			—	—
Drummond, Bob	1948	C	Los Angeles, Calif.	—	—
Dugan, Larry	1953, 54, 55	F/C	Los Angeles, Calif. (Manual Arts HS)	74	1,004/13.6
Dupré, Jonathan	2009, 10, 11	F	Houston, Texas (Collin County CC)	81	442/5.5
Ebey, Steve	1966, 67, 68	F	South Pasadena, Calif.	76	1,282/16.9
Egerer, Tom	1968, 69	F	Manhattan Beach, Calif. (Mira Costa HS)	42	575/13.7
Eldred, Wally	1946, 47	F/C	Los Angeles, Calif. (Washington HS)	—	—
Ellis, Ray	1976, 77, 78, 79	C	San Gabriel, Calif. (San Gabriel HS)	105	977/9.3
Evans, Duff	1947	G/F	Beverly Hills, Calif. (Beverly Hills HS)	—	—
Farren, Derek	1983, 84	G	Chicago, Ill. (DePauw Univ.)	12	8/0.7
Faulkner, Hugh	1949, 50, 51	C	Anaheim, Calif. (Santa Ana JC)	33	324/9.8
Faulkner, Ron	1952, 53, 55	F/C	Anaheim, Calif. (Anaheim HS)	65	424/6.5
Fennelli, Jim	1956	G	Trenton, N.J. (Trenton JC)	7	42/6.0
Ferch, Shann	1989, 90	G	Bozeman, Mont. (Montana State)	61	641/10.5
Filipek, Scott	1984	G	Huntington Beach, Calif. (Marina HS)	1	2/2.0
Fleming, Jim	1959, 60	C	Los Angeles, Calif. (Washington HS)	19	18/0.9
Flowers, Tim	1967, 68	G/F	Detroit, Mich. (Creston JC)	48	568/11.8
Fogo, Pete	1942, 43			—	1,106/—
Fomby, Robert	1998, 99, 00	G	Tulsa, Okla. (Carl Albert CC)	78	239/3.1
Forbes, Sterling	1958, 59, 60	C	Los Angeles, Calif. (Jordan HS)	74	1,349/18.2
Forehan-Kelly, Tashaan	2005, 06	G/F	Irvine, Calif. (California)	43	437/10.2
Fransen, John	1956, 57	F	Edgerton, Minn. (Edgerton HS)	27	142/5.3
Frates, Ed	1977	C	Camarillo, Calif. (Camarillo HS)	16	19/1.2
Frederick, Anthony	1985, 86	F	Gardena, Calif. (Santa Monica JC)	62	659/10.6
Fuller, Jerry	1959, 60	F	Seaside, Calif. (Monterrey HS)	23	28/1.2
Fuller, Tony	1979, 80	G	Detroit, Mich. (Vincennes JC)	60	982/16.4
Furlong, John	1949, 50, 51	C	Los Angeles, Calif. (Fremont HS)	—	—
Gaines, Eric	1977	G	Los Angeles, Calif. (Dorsey HS)	24	79/3.3
Galick, Willie	2006, 07	F	Nanaimo, B.C., Canada (Cedar School)	56	378/6.8
Gardner, Jelani	1998, 99	G	West Covina, Calif. (California)	59	827/14.0
Georgeson, Mark	1990	C	Huntington Beach, Calif. (Arizona)	20	79/4.0
Gerrity, Michael	2006	G	Yorba Linda, Calif. (Mater Dei)	21	297/14.1
Gibbon, Charles	1947, 48, 49, 50	G	Los Angeles, Calif. (Univ. of Pennsylvania)	—	—
Gibbs, Kelvin	1998, 99, 00, 01	F	Bellflower, Calif. (Bellflower HS)	124	1,251/10.1
Givens, omm'A	1998	C	Aberdeen, Wash. (UCLA)	19	160/8.4
Goehring, Kirk	1995	F	Jackson, Tenn. (Louisiana State)	11	71/6.5
Golphenee, Jerry	1961			13	16/1.2
Gondrezick, Grant	1982, 83, 84, 86	G	Boulder, Colo. (Boulder HS)	102	924/9.1



CRAIG DAVIS



YAKHOUBA DIAWARA



HARRY DINNELL


PEPPERDINE BASKETBALL

ALL-TIME ROSTER


Name	Years	Pos.	Hometown	Gms	Pts/Avg
Goorjian, Brian	1974, 75, 76	G	La Crescenta, Calif. (Crescenta Valley HS)	71	199/2.8
Graebe, Mark	1979, 80	F	Long Island, N.Y. (Farmingdale JC)	44	243/5.5
Graham, Hal	1953, 54, 55	G	Hollydale, Calif. (Compton HS)	74	578/7.8
Grant, Hal	1967, 68	C	New Orleans, La. (Murray State JC)	48	864/18.0
Gregory, Ed	1953, 54	F	Camarillo, Calif.	28	172/6.1
Griffin, Chase	2004, 05, 06, 07	G	Sammamish, Wash. (Eastlake HS)	98	754/7.7
Griffin, Eric	1996, 97	F	San Jose, Calif. (Del Mar HS)	50	114/2.3
Griffin, Shane	2004, 07	G	Phoenix, Ariz. (Thunderbird HS)	16	12/0.8
Grubb, Derick	2003, 04, 05, 06	C	Grapevine, Texas (Colleyville Heritage HS)	85	271/3.2
Guild, Steve	1990, 91, 92, 93	F	Huntington Beach, Calif. (Marina HS)	109	735/6.7
Hairston, David	1989	C	Union City, Calif. (Chabot JC)	23	16/0.7
Hall, Michael	2001	G	San Bernardino, Calif. (Pacific HS)	18	33/1.8
Hall, Tillman	1939, 40			—	—
Hamey, Jim	1967, 68, 69	C	Manhattan Beach, Calif. (Aviation HS)	18	14/0.8
Hamilton, James	1947, 48, 49, 50	F	Gary, Ind. (Emerson HS)	—	—
Hamilton, Marcus	1977	F	Los Angeles, Calif. (Verbum Dei HS)	25	104/4.2
Hancock, Dave	1959, 60, 61	G	Huntington Park, Calif. (Huntington Park HS)	44	134/3.0
Harline, Lloyd	1949			—	—
Harold, Hector	2011	F	Pasadena, Calif. (Northfield Mt. Hermon School)	16	16/1.0
Harrick, Jim	1984, 86, 87	G	Newbury Park, Calif. (Newbury Park HS)	46	81/1.8
Harris, Cleo	1960	G	Compton, Calif. (Centennial HS)	8	8/1.0
Harris, Reggie	1971, 72, 73	G	Pasadena, Calif. (Muir HS)	66	925/14.0
Hawkins, Bud	1974	G	Las Vegas, Nev. (Gorman HS)	7	8/1.1
Hendrix, Al	1945, 46	F	(Lipscomb College)	—	—
Hendrix, Jeff	1971, 72	F	Rosedale, Ind. (Rosedale HS)	49	472/9.6
Henry, Jarrad	2005, 06, 07, 08	C	Kansas City, Kan. (Bishop Miege HS)	90	255/2.8
Herron, George	1951	C	Hermosa Beach, Calif. (Redondo Union HS)	25	33/1.3
Hervey, Khary	1995, 96, 97	G	Carson, Calif. (Compton CC)	80	329/4.1
Hicks, Russell	2005, 06	C	Niagara Falls, Ont., Canada (Westlane HS)	46	200/4.3
Hill, Bryan	1994, 96, 97, 98	F	Carson, Calif. (Banning HS)	101	1,193/11.8
Hill, Jim	1978, 80	F	Los Angeles, Calif. (Oxnard JC)	40	210/5.3
Hines, Steve	1978	G	Inglewood, Calif. (Los Angeles JC)	26	130/5.0
Hirsch, Cliff	1942, 43			—	—
Hodson, James	1948	C	McAlester, Okla.	—	—
Holcomb, Jamar	1995	C	Northbrook, Ill. (Glenbrook North HS)	10	7/0.7
Holloway, Red	1941			—	—
Holm, Bob	1971, 72	F	Carson, Calif. (Carson HS)	30	83/2.8
Holm, Rod	1971	F	Carson, Calif. (Carson HS)	6	0/0.0
Holmes, Ryan	2008, 09	G	Phoenix, Ariz. (Phoenix CC)	51	313/6.1
Holmes, Tandy	1966, 67	F	Decatur, Ala. (Ellsworth JC)	49	799/16.3
Hopkins, Doug	1978	G	Detroit, Mich. (Oxnard JC)	21	151/7.2
Hopkins, Gail	1964	G	Long Beach, Calif. (Jordan HS)	10	25/2.5
Hornbuckle, Mike	2008, 09	G	Westlake Village, Calif. (Azusa Pacific)	64	333/5.2
Horner, Mike	1985			5	2/0.4
Horning, Cody	2004, 05, 06	F	Longmont, Colo. (Longmont HS)	47	65/1.4
Howard, Dexter	1987, 88, 89, 90	F	San Francisco, Calif. (McAteer HS)	120	1,546/12.9
Hubbard, Vern	1970	F	St. Louis, Mo. (Vashon HS)	15	71/4.7
Huff, Boggs	1945	F	(Lipscomb College)	—	—
Hughes, Rex	1960, 61	F	Redondo Beach, Calif. (Baylor)	46	296/6.4
Hultz, Robert	1959, 60, 61	F	Lomita, Calif. (Narbonne HS)	42	158/3.8
Imbler, Earl	1941, 42, 43			—	—
Jackson, Lorne	2009, 10, 11	G	Simi Valley, Calif. (Simi Valley HS)	95	889/9.4
James, Clark	1994, 95	F	San Diego, Calif. (West Valley JC)	57	424/7.4
Jarbo, Keith	2004, 05, 06	F	Burbank, Calif. (Brown Univ.)	83	150/1.8
Jenson, Byron	1992, 93	F	Tucson, Ariz. (Univ. of Texas-San Antonio)	62	496/8.0
Joest, Roger	1947, 48, 49, 50	F	Los Angeles, Calif. (Huntington Park HS)	—	—
Johnson, Andy	1983, 84	F	Northridge, Calif. (Cal State Northridge)	30	54/1.8
Johnson, Daniel	2008	C	Perth, Australia (AIS)	21	197/9.4
Johnson, Dennis	1976	G/F	Los Angeles, Calif. (Harbor JC)	27	425/15.7
Johnson, Dustin	2000, 01, 02, 03	F	Paradise Valley, Ariz. (Scottsdale Christian HS)	48	20/0.4
Johnson, Jim	1967, 68	F/C	Tyler, Texas (Murray State JC)	34	71/2.1
Johnson, Marques	1996, 97	G	Flint, Mich. (Indian Hills CC)	54	686/12.7
Johnson, Rich	1961			20	59/3.0
Johnson, Tabari	1993	F	Phoenix, Ariz. (South Mountain HS)	4	10/2.5
Johnson, Terrance	2002, 03, 04	G	Dallas, Texas (Duncanville HS)	90	1,277/14.2
Johnson, Tom	1972	F	Morganfield, Ky. (Union County HS)	3	7/2.3
Jones, Allan	1973, 74	F	Cincinnati, Ohio (Mariemont HS)	51	652/12.8



CHASE GRIFFIN



BRYAN HILL




DEXTER HOWARD


PEPPERDINE BASKETBALL

ALL-TIME ROSTER


Name	Years	Pos.	Hometown	Gms	Pts/Avg
Jones, Artis	1984, 85	F	Oakland, Calif. (McClymonds HS)	41	65/1.6
Jones, Billy	1997	G	New Orleans, La. (Walker HS)	25	39/1.6
Jones, Bob	1940, 41			—	—
Jones, Dana	1991, 92, 93, 94	F	Los Angeles, Calif. (North Hollywood HS)	121	1,677/13.9
Jones, Dwight	1963, 64, 65	G/F	El Segundo, Calif. (El Segundo HS)	64	410/6.4
Jones, Wally	1962, 63, 64	G	San Marino, Calif. (San Marino HS)	51	53/1.0
Jorden, Robert	1979	G	New Orleans, La. (Booker T. Washington HS)	13	33/2.5
Kane, Chuck	1952, 53, 54	F	Riverside, Calif.	25	31/1.2
Karavas, Dan	1965	G	Redondo Beach, Calif. (El Camino CC)	20	85/4.3
Karbach, Bob	1952, 53	C	Gardena, Calif. (Gardena HS)	44	160/3.6
Kasser, John	1957, 58, 59	F	Inglewood, Calif. (Inglewood HS)	75	508/6.8
Kerry, Tanner	2010, 11	F/C	Sydney, Australia (Cranbrook School)	40	56/1.4
Kimber, Zach	2010	G	Huntington Beach, Calif. (Huntington Beach HS)	1	0/0.0
Kimble, Will	2001, 02, 03	C	San Bernardino, Calif. (Pacific HS)	50	186/3.7
Knight, Michael	1977, 78	G	Los Angeles, Calif. (Oxnard JC)	52	672/12.9
Korfus, Jon	1984, 85, 86	G	Santa Barbara, Calif. (USC)	90	836/9.3
Kralovansky, Jerry	1973	G	Plymouth, Ind.	25	71/2.8
Kraly, Ted	1972	F	Terre Haute, Ind. (Wiley HS)	6	2/0.3
Kurnik, Barry	1996	G	La Verne, Calif. (West Los Angeles CC)	7	0/0.0
Lalazarian, David	1999, 00, 01	F	Tustin, Calif. (Notre Dame)	97	795/8.2
LaMascus, John	1953	F	Oxnard, Calif.	2	2/1.0
Lanning, Joe	1946, 47	G	Los Angeles, Calif. (Inglewood HS)	—	—
Larson, Vic	1947, 48, 49, 50	G	Los Angeles, Calif. (Washington HS)	—	—
Lawrence, Jamal	1993	G	Lynwood, Calif. (Lynwood HS)	6	32/5.3
Lawson, Greg	1973	G	Alhambra, Calif.	4	4/1.0
Lawyer, Ray	1944, 45, 46, 47	G	Los Angeles, Calif. (Harding College)	—	—
Lea, Marvin	2004, 05, 06, 07	G	Riverside, Calif. (King HS)	92	651/7.1
Lear, Geoff	1989, 90, 91, 92	F	West Covina, Calif. (Bishop Amat HS)	123	1,644/13.4
LeFevre, Zay	1962, 63, 64	C	Big Spring, Texas (Big Spring HS)	31	49/1.6
Leite, Marcos	1974, 75, 76	C	Rio de Janeiro, Brazil (Sao Luiz)	60	1,119/18.7
LePere, Charles	1951, 52	G	Los Angeles, Calif. (Hamilton HS)	31	46/1.5
LeRoy, Dick	1961, 62, 63	C	Big Bear, Calif. (Big Bear HS)	63	147/2.3
Lewis, Bob	1947	F	Arlington, Va.	—	—
Lewis, Craig	1999, 00, 01, 02	G	Portland, Ore. (Benson Tech HS)	105	803/7.6
Lewis, Dave	1944			—	—
Lewis, Flash	1941, 42, 43			—	—
Lewis, Tom	1988, 89, 90	F	Garden Grove, Calif. (USC)	87	1,575/18.1
Liebhart, Don	1949, 51	G	Anaheim, Calif. (Fullerton JC)	—	—
Lindberg, Leonard	1940			—	—
Lindquist, Bill	1946, 47, 48	G	Los Angeles, Calif. (Kansas Univ.)	—	—
Lopez, Damin	1990, 91, 92, 93, 94	G	Glendale, Ariz. (Apollo HS)	117	1,091/9.3
Lowe, Gene	1965, 66	G/F	Long Beach, Calif. (Poly HS)	44	361/8.2
Lowery, Joshua	2010, 11	G	Phoenix, Ariz. (Desert Vista HS)	61	234/3.8
Lowther, Jerry	1946, 48	F	Los Angeles, Calif.	—	—
MacEachron, Gordon	1939, 40				
Macias, Eric	1968	F	Gardena, Calif. (Gardena HS)	5	1/0.2
Mack, Dorey	1969	F/C	Chicago, Ill. (St. Louis Univ.)	3	4/1.3
Maehlen, Jan	2011	C	Tucson, Ariz. (Ironwood Ridge HS)	18	15/0.8
Malich, Eli	1948	G	Gary, Ind.	—	—
Mallis, Bob	1953, 54	F	Temple City, Calif.	32	200/6.3
Malone, Embry	1977			2	10/5.0
Malousis, Jim	1952, 53, 54, 55	G	Los Angeles, Calif. (Poly HS)	63	176/2.8
Manu, Rex	1990, 91	F	San Mateo, Calif. (Skyline JC)	50	176/3.5
Marcaccini, Monte	1995	G/F	Tarzana, Calif. (Notre Dame HS)	27	266/9.9
Mardesich, Joe	1955	F	San Pedro, Calif. (Harbor JC)	1	0/0.0
Martin, Bill	1947, 48	F	Los Angeles, Calif. (Washington HS)	—	—
Martin, Don	2009, 11	G	Gladstone, Mo. (Oak Park HS)	4	0/0.0
Matson, Ollie	1975, 76, 77, 79	F	Los Angeles, Calif. (Daniel Murphy HS)	100	1,501/15.0
Matthews, Bob	1962	G	Muskogee, Okla. (Oklahoma State)	13	5/0.4
Mattox, Frank	1940			—	—
McCollum, Scott	1980, 81, 82, 84	F/C	Covina, Calif. (Covina HS)	111	930/8.4
McCord, Wesley	1939			—	—
McDowell, Marc	1997, 98, 99	F	Gilbert, Ariz. (Mesa CC)	86	692/8.0
McGowan, Glen	2001, 02, 03, 04, 05	F	Los Angeles, Calif. (Notre Dame Prep)	94	1,314/14.0
McKee, Bill	1951, 52	G	Los Angeles, Calif. (Manual Arts HS)	16	4/0.3
McKenney, Bob	1970, 71	C	Atlanta, Ga. (Marietta JC)	43	428/10.0
McKinney, Micah	2001, 02	G	Los Angeles, Calif. (Dominguez HS)	46	147/3.2



WILL KIMBLE



TOM LEWIS




OLLIE MATSON


PEPPERDINE BASKETBALL

ALL-TIME ROSTER


Name	Years	Pos.	Hometown	Gms	Pts/Avg
Meeker, Ray	1964, 65	F	Palos Verdes, Calif. (Palos Verdes HS)	42	177/4.2
Melton, Tony	1952	C	Compton, Calif. (Compton HS)	24	164/6.8
Merrill, Josh	1995	F	San Diego, Calif. (University HS)	25	114/4.6
Metz, Bob	1940			—	—
Middlebrooks, Levy	1985, 86, 87, 88	F	San Francisco, Calif. (St. Ignatius HS)	121	1,548/12.8
Miggins, Jimmy	2002, 03	F	Canton, Miss. (Los Angeles City CC)	58	879/15.2
Milo, Ken	1950, 51, 52	G	Hayward, Calif. (Modesto JC)	—	—
Minahan, Al	1998, 99, 00	G	Seattle, Wash. (Inglemoor HS)	67	150/2.2
Mitsch, Bill	1948, 49, 50	F	Los Angeles, Calif. (Glendale JC)	—	—
Montgomery, Bob	1950, 51	G	Steubenville, Ohio (Wintersville HS)	—	—
Montgomery, Devin	2002, 03	G	Los Angeles, Calif. (Moorpark CC)	33	391/11.8
Moore, Corbin	2009, 10, 11	C	Cypress, Calif. (Los Alamitos HS)	96	344/3.6
Moore, Donny	1987, 88	G	San Jose, Calif. (West Valley JC)	58	129/2.2
Morris, Bob	1951, 52, 53	F	Oakland, Calif. (Fremont HS)	79	918/11.6
Morton, W.P.	1939			—	—
Mounts, Mike	1985, 86	C	Davis, Calif. (American River JC)	49	90/1.8
Mozee, Bill	1967, 68	G	Clarksville, Mo. (Moberly JC)	43	210/4.9
Myers, Ed	1955, 56	F	Maywood, Calif. (Vista HS)	11	16/1.5
Nelson, Wayne	1955, 56	G	Maryville, Mo. (Horace Mann HS)	3	6/2.0
Netherton, Dave	1981, 82	C	Pueblo, Colo. (Colorado)	43	135/3.1
New, Dick	1953, 54, 55	G	Clearmont, Mo.	65	141/2.2
Newell, Greg	1977, 78	G	Palos Verdes, Calif. (Harbor JC)	31	39/1.3
Newton, Don	1971	G	Pomona, Calif. (Garey HS)	18	81/4.5
Nightingale, Fred	1955, 57			44	168/3.8
Noether, Derek	1991, 92, 93, 94	C	Fresno, Calif. (Clovis West HS)	121	917/7.6
Nunn, Warren	1939, 40, 44			—	—
Oakes, Chris	2006, 07	F	Oakland, Calif. (Castlemont HS)	24	140/5.8
O'Brien, Bob	1945	F	Kansas City, Mo. (Westport HS)	—	—
O'Brien, Leroi	1992, 93, 94, 95	F	Los Angeles, Calif. (Westchester HS)	97	326/3.4
O'Leary, Jim	1953, 54, 55, 56	F	Los Angeles, Calif. (Manual Arts HS)	53	283/5.3
Olson, Matt	2010	F	Hunts Point, Wash. (Bellevue HS)	0	0/0.0
Pace, Joy	1944, 46, 47, 48	F	Montebello, Calif.	—	—
Parker, Bryan	1993, 94	G	Mukilteo, Wash. (Edmonds CC)	61	495/8.1
Patten, David	2003	F	Placentia, Calif. (El Dorado HS)	20	100/5.0
Peet, Harlan	1975	F	Torrance, Calif. (UC Irvine)	2	27/13.5
Pembroke, Roger	1962, 63	G	Fullerton, Calif. (Fullerton Union HS)	22	25/1.1
Peterson, Hiram	1969, 70, 71	F	San Francisco, Calif. (Mission HS)	76	627/8.3
Pfeiffer, James	1949			—	—
Phillips, Orlando	1982, 83	F/C	San Francisco, Calif. (CC of San Francisco)	58	1,035/17.8
Pier, Bob	1965	G	Inglewood, Calif. (El Camino JC)	20	38/1.9
Pinamonti, Dave	1965	G	Anaheim, Calif. (Savanna HS)	25	250/10.0
Pinegar, Jesse	2004, 05	C	Salt Lake City, Utah (Brigham Young)	50	263/5.3
Polee, Dwayne	1984, 85, 86	G/F	Los Angeles, Calif. (UNLV)	89	1,274/14.3
Poole, Reid	1982, 83	C	Crescenta Valley, Calif. (California)	24	23/1.0
Powell, R.J.	1995, 97	G	Seaside, Calif. (Carmel HS)	38	214/5.6
Pranciuluskas, Tomas	2006, 07	G	Vilnius, Lithuania (Walsingham Academy)	44	288/6.5
Prenatt, David	1984	F	Indianapolis, Ind. (Santa Monica JC)	17	27/1.6
Price, Al	1947			—	—
Price, Elmore	1939, 40			—	—
Prince, Tommie	1997, 98, 99, 00	G	Compton, Calif. (Arizona State)	118	982/8.3
Ramirez, Joey	1995	G	Santa Paula, Calif. (Ventura JC)	26	142/5.5
Ramsey, Chuck	1967	F	Manteca, Calif. (Odessa JC)	8	25/3.1
Ramsey, Danny	1977, 78, 79, 80	F	Los Angeles, Calif. (Dorsey HS)	103	830/8.1
Rawson, Kenny	1949, 50	G	Ventura, Calif. (Ventura JC)	—	—
Reed, Jon	2008	G	Rancho Palos Verdes, Calif. (Peninsula HS)	31	131/4.2
Reeves, Chuck	1956	F	Hemet, Calif. (Hemet HS)	6	6/1.0
Rettberg, John	1957, 58, 59	G	Los Angeles, Calif. (Washington HS)	74	724/9.8
Reynolds, Russ	1951, 52	F	Modesto, Calif. (Modesto JC)	51	112/2.2
Rice, Kenneth	1956	G	Excelsior Springs, Mo.	13	21/1.6
Richardson, Claude	1944			—	—
Rischer, Gus	1955	G	Santa Maria, Calif. (Beaumont HS)	19	114/6.0
Robeson, Jim	1971, 72	F	Era, Texas (Christian Coll. of the Southwest)	40	208/5.2
Rosa, Pat	1978	G	Wailuku, Hawaii (Kamehameha HS)	2	2/1.0
Roy, Randy	2000, 01	F	Yucca Valley, Calif. (College of the Desert)	15	4/0.3
Ruby, Lowery	1942, 43, 44			—	—
Ruby, Morris	1940, 41, 42			—	—



DEREK NOETHER



DWAYNE POLEE




TOMMIE PRINCE


PEPPERDINE BASKETBALL

ALL-TIME ROSTER


Name	Years	Pos.	Hometown	Gms	Pts/Avg
Ruebel, Marvin	1954	C	Lomita, Calif. (Harbor JC)	15	61/4.1
Sadler, Bill	1981, 82, 83	F	New York, N.Y. (Santa Monica CC)	83	1,135/13.7
Sanders, Rodney	1991	G	Los Angeles, Calif. (Fairfax HS)	23	35/1.5
Sands, Bob	1969, 70	G	Trenton, N.J. (Mercer CC)	51	913/17.9
Sandschulte, Jack	1951, 52	G	Los Angeles, Calif. (Manual Arts HS)	23	28/1.2
Satterfield, Bill	1966, 67	G	Indianapolis, Ind. (Carbon JC)	30	135/4.5
Satterlee, Dick	1956, 57	G	Los Angeles, Calif. (Manual Arts HS)	30	61/2.0
Schmitz, Jerry	1951, 52	F	Anaheim, Calif. (Fullerton JC)	55	301/5.5
Schroeder, Mike	1973, 74, 75	C	Newbury Park, Calif. (Newbury Park HS)	38	152/4.0
Scott, Ted	1979, 80	G	Daly City, Calif. (Skyline JC)	55	302/5.5
Self, Luther	1945			—	—
Shackelford, Larry	1981, 82, 84			12	11/0.9
Shannon, Andy	2009, 10	C	Carmichael, Calif. (El Camino HS)	29	22/0.8
Shelley, Tyrone	2008	G	San Diego, Calif. (Crawford HS)	32	482/15.1
Shelton, Greg	1970	F	Compton, Calif.	9	9/1.0
Sheppard, Nick	1999, 00	C	Lake Charles, La. (LSU)	66	491/7.4
Shumway, Mike	1977	F	Brentwood, Calif. (Santa Monica JC)	17	49/2.9
Sims, Bobby	1958, 59, 60	G	Los Angeles, Calif. (Jordan HS)	75	1,020/13.6
Sims, Ray	1958	G	Hemet, Calif. (Hemet HS)	9	10/1.1
Sims, Steve	1969, 70, 71	G	Redondo Beach, Calif. (Redondo Beach HS)	77	1,176/15.3
Sinclair, Dick	1975	G	La Canada, Calif. (La Canada HS)	7	14/2.0
Skophammer, Dick	1973, 74, 75, 76	G/F	Saugus, Calif. (Hart HS)	102	1,412/13.8
Skophammer, Paul	1976, 77, 78, 79	F	Saugus, Calif. (Hart HS)	57	84/1.5
Slade, Jack	1939			—	—
Smith, Buck	1942, 43			—	—
Smith, Noel	1961, 62, 63	F	Manhattan Beach, Calif. (Mira Costa HS)	75	827/11.0
Smith, William	1964	G	Anaheim, Calif. (Anaheim HS)	23	139/6.0
Soares, Evaristo	1978, 79, 80	C	Rio de Janeiro, Brazil (Lehi HS)	56	179/3.2
Sterbens, Mark	1992, 93	G	Las Vegas, Nev. (Bishop Gorman HS)	16	4/0.3
Stevens, Carmel	1980, 81, 82, 83	G	Los Angeles, Calif. (Verbum Dei HS)	57	83/1.5
Stewart, Dale	1940, 41, 42			—	—
Styll, Marshall	1948, 49, 50	F	Los Angeles, Calif. (Huntington Park HS)	—	—
Suitt, Cedric	1999, 00, 01, 02	C	Atlanta, Ga. (Mays HS)	106	203/1.9
Suker, Harry	1949			—	—
Sullivan, Virgil	1950, 51, 52	F	Modesto, Calif. (Modesto JC)	—	—
Sun, Jerry	1956	G	Salinas, Calif. (Salinas HS)	8	17/2.1
Sutherland, Bill	1946			—	—
Suttle, Dane	1980, 81, 82, 83	G	Los Angeles, Calif. (Fremont HS)	105	1,701/16.2
Suttle Jr., Dane	2009, 10, 11	G/F	Los Angeles, Calif. (Summit College Prep)	89	516/5.8
Taylor, George	1956, 57, 58	G/F	San Diego, Calif. (San Diego JC)	76	798/10.5
Taylor, Mack	1957, 58	G	Los Angeles, Calif. (Los Angeles CC)	50	849/17.0
Taylor, Mervin	1947	F	Redlands, Calif. (Univ. of Redlands)	—	—
Terrell, LaFrance	1949			—	—
Thomas, Bill	1941, 42			—	—
Thomas, Malcolm	2008	C	San Diego, Calif. (Crawford HS)	32	401/12.5
Thompson, Chris	1974	G	Corona del Mar, Calif. (Golden West JC)	26	249/9.6
Thompson, Mychel	2008, 09, 10, 11	F	Portland, Ore. (Stoneridge Prep)	128	1,413/11.0
Thurman, Chris	1940			—	—
Tift, Tim	1960, 61, 62	F/C	Inglewood, Calif. (Hawthorne HS)	72	362/5.0
Tinsley, Lee	1961, 62, 63	G	Los Angeles, Calif. (Washington HS)	67	813/12.1
Tucker, Rico	2008, 09	G	San Diego, Calif. (Minnesota)	54	370/6.9
Tucker, Tyler	2008	G	San Diego, Calif. (Crawford HS)	20	13/0.7
Turner, Robert	2002, 03, 04, 05	F	Buena Park, Calif. (Western HS)	100	452/4.5
Tuson, Andy	1942, 43			—	—
Vague, Jeremy	1999	C	San Marcos, Calif. (San Marcos HS)	4	2/0.5
Van Der Putten, Gavin	1993, 94, 95, 96	C	Perth, Australia (Trabuco Hills HS)	107	576/5.4
Van Weelden, Tom	1975	G	Chicago, Ill.	8	9/1.1
VanderWeide, Sid	1956, 58	C	Bellflower, Calif. (Bellflower HS)	25	65/2.6
Vanmoerkerke, Bernie	1977	G/F	Ostend, Belgium (St. Amands)	3	2/0.7
Varnier, Ross	1999	F	Holladay, Utah (Skyline HS)	32	88/2.8
Vojinovic, Vuk	2008	G	Belgrade, Serbia (Montclair Prep)	4	5/1.3
Von Wald, Robert	1939			—	—
Walberg, Jason	2007, 08	G	Fresno, Calif. (Saint Mary's)	22	215/9.8
Walker, Howard	1950	F	Los Angeles, Calif. (Manual Arts HS)	—	—
Walker, Ron	1969	G/F	Los Angeles, Calif. (Washington HS)	12	26/2.2
Wallace, Blake	2007	F	Yorba Linda, Calif. (Servite HS)	31	145/4.7



BILL SADLER



BOBBY SIMS




DICK SKOPHAMMER


PEPPERDINE BASKETBALL

ALL-TIME ROSTER


Name	Years	Pos.	Hometown	Gms	Pts/Avg
Wallace, Jack	1950	G/F	Los Angeles, Calif. (Univ. of Idaho)	—	—
Wandell, Les	1944, 45, 46			—	—
Waner, Al	1953, 54, 55	G	Compton, Calif. (Compton HS)	72	403/5.6
Wardrop, Bill	1965	C	El Segundo, Calif. (El Segundo HS)	12	27/2.3
Warlick, Bob	1962, 63	G	Buffalo, N.Y. (Pueblo JC)	52	874/16.8
Warren, Cliff	1958, 59	G	Redondo Beach, Calif. (Redondo Beach HS)	16	8/0.5
Watson, George	1945			—	—
Weimar, Dan	1940			—	—
Weir, Wil	1996	F	Compton, Calif. (Compton CC)	11	102/9.3
Welch, Rick	1989, 90, 91, 92	G	Westlake Village, Calif. (Westlake HS)	118	557/4.7
Welch, Sheldon	1953, 54, 57	F	Anaheim, Calif. (Anaheim HS)	67	189/2.8
Wells, Gordon	1943, 46			—	—
Welsh, Dave	1971	G	Van Nuys, Calif. (Grant HS)	9	5/0.6
Westphal, Mike	2001, 02, 03	G	Bellevue, Wash. (Edmonds CC)	59	323/5.5
Wey, Chris	1969	G	Daytona Beach, Fla. (Chipola JC)	16	76/4.8
Whaley, Bill	1944			—	—
White, Eric	1984, 85, 86, 87	F	San Francisco, Calif. (Sacred Heart HS)	117	1,672/14.3
White, Jerry	1939			—	—
Whitehouse, Ron	1966, 67, 68	G	Santa Fe Springs, Calif. (Santa Fe HS)	66	703/10.7
Whitney, Don	1956, 57	G/F	Studio City, Calif.	42	98/2.3
Wilhelm, Bob	1952, 53	G	Los Angeles, Calif. (Washington HS)	36	105/2.9
Wilhite, Paul	1976	G	Oakland, Calif. (Oakland HS)	3	6/2.0
Williams, Billy	1973, 74, 75	F	Cincinnati, Ohio (Withrow HS)	73	615/8.4
Williams, Flintie Ray	1976, 77	G	Los Angeles, Calif. (Dorsey HS)	52	741/14.3
Williams, Stanford	1972, 73	G	Pittsburg, Calif. (Diablo Valley JC)	49	281/5.7
Willis, Caleb	2010, 11	G	Stockbridge, Ga. (Stockbridge HS)	47	71/1.5
Wilson, George	1972	F	Morganfield, Ky. (Union County HS)	21	81/3.9
Wilson, Lamar "Marty"	1985, 86, 88, 89	G	Pacoima, Calif. (Simi Valley HS)	101	372/3.7
Wilson, Mark	1981, 82, 83, 84	G	Compton, Calif. (Gahr HS)	107	731/6.8
Windle, Ernie	1958, 59	F	North Hollywood, Calif. (North Hollywood HS)	24	44/1.8
Witeck, Joe	1944			—	—
Youree, Charles	1949			—	—
Zappa, Ermine	1953, 54, 55, 56	F/C	Los Angeles, Calif. (Washington HS)	77	671/8.7
Zisko, Dick	1947			—	—
Zisko, Gene	1947			—	—



RICK WELCH



ERIC WHITE



MARTY WILSON

SCORING RECORDS

GAME RECORDS

POINTS

57 Bird Averitt vs. Nevada, 1/6/1973, H

CONSECUTIVE GAMES WITH 10+ POINTS

49 Bird Averitt (Dec. 1971 to March 1973)
 43 Eric White (Jan. 1986 to March 1987)
 41 Boot Bond (Jan. 1981 to March 1982)
 41 Gerald Brown (Dec. 1994 to Feb. 1996)
 39 Ricardo Brown (Jan. 1979 to March 1980)
 39 Dane Suttle (Feb. 1982 to March 1983)
 33 Orlando Phillips (Feb. 1982 to March 1983)
 32 Levy Middlebrooks (Feb. 1987 to March 1988)
 29 Dwayne Polee (Nov. 1984 to March 1985)
 29 Dana Jones (March 1992 to Feb. 1993)

CONSECUTIVE GAMES WITH 15+ POINTS

29 Bird Averitt (Dec. 1971 to Dec. 1972)
 29 Dane Suttle (Nov. 1982 to March 1983)
 19 Doug Christie (Dec. 1990 to Feb. 1991)
 18 Bird Averitt (Jan. 1973 to March 1973)
 15 Tony Fuller (Dec. 1979 to Jan. 1980)
 15 Tom Lewis (Nov. 1987 to Jan. 1988)
 15 Tom Lewis (Feb. 1988 to Dec. 1988)
 14 Marcos Leite (Jan. 1975 to Dec. 1975)
 13 Brandon Armstrong (Jan. 2001 to Feb. 2001)
 13 Glen McGowan (Dec. 2004 to Jan. 2005)
 12 Keion Bell (Nov. 2009 to Dec. 2009)

CONSECUTIVE GAMES WITH 20+ POINTS

18 Bird Averitt (Jan. 1972 to Dec. 1972)
 11 Bird Averitt (Jan. 1973 to Feb. 1973)
 10 Bird Averitt (Dec. 1971 to Jan. 1972)
 7 Dane Suttle (Nov. 1982 to Dec. 1982)
 7 Dane Suttle (Feb. 1983 to March 1983)
 6 Bird Averitt (Feb. 1973 to March 1973)
 6 Dana Jones (Jan. 1994 to Feb. 1994)

CONSECUTIVE GAMES WITH 25+ POINTS

13 Bird Averitt (Jan. 1972 to Nov. 1972)
 11 Bird Averitt (Jan. 1973 to Feb. 1973)
 5 Bird Averitt (Dec. 1971)
 5 Tom Lewis (Feb. 1988)
 4 Keion Bell (Nov. 2010 to Dec. 2010)
 3 Bird Averitt (Feb. 1973 to March 1973)
 3 Marcos Leite (Feb. 1976 to March 1976)
 3 Eric White (Jan. 1987)
 3 Doug Christie (Feb. 1992 to March 1992)

CONSECUTIVE GAMES WITH 30+ POINTS

6 Bird Averitt (Jan. 1973)
 3 Bird Averitt (Feb. 1973)
 3 Bird Averitt (Feb. 1973 to March 1973)
 2 Bird Averitt (Dec. 1971)
 2 Allan Jones (Dec. 1973)
 2 Dane Suttle (Dec. 1982)
 2 Dane Suttle (Feb. 1983)
 2 Dexter Howard (Feb. 1990)
 2 Brandon Armstrong (Jan. 2001 to Feb. 2001)

CONSECUTIVE GAMES WITH 40+ POINTS

3 Bird Averitt (Feb. 1973)
 2 Bird Averitt (Jan. 1973)
 2 Bird Averitt (Feb. 1973)
 2 Bird Averitt (Feb. 1973 to March 1973)

BEST PEPPERDINE DEBUT (FRESHMAN)

22 Malcolm Thomas at Oregon, 11/10/2007, A
 19 Flintie Ray Williams vs. Hastings, 11/29/1975, H
 19 Michael Gerrity vs. Connecticut, 11/18/2005, H

BEST PEPPERDINE DEBUT (SOPHOMORE)

38 Bird Averitt vs. Quincy, 12/2/1971, H
 26 Tom Lewis at DePaul, 11/28/1987, A
 22 Billy Williams vs. Doane, 11/25/1972, H

BEST PEPPERDINE DEBUT (JUNIOR)

25 Art Allen vs. Missouri Western, 11/29/1974, H
 22 Shann Ferch vs. Texas, 11/25/1988, N
 17 Ricardo Brown vs. Indiana, 11/24/1978, N

SEASON RECORDS

POINTS

	G	PTS
1. Bird Averitt (1972-73)	25	848
2. Bird Averitt (1971-72)	24	693
3. Tom Lewis (1987-88)	30	687
4. Brandon Armstrong (2000-01)	31	684
5. Dane Suttle (1982-83)	29	679
6. Doug Christie (1991-92)	31	606
7. Steve Ebey (1967-68)	26	596
8. Glen McGowan (2004-05)	31	595
9. Levy Middlebrooks (1987-88)	30	588
10. Orlando Phillips (1982-83)	29	580

SCORING AVERAGE

	G	PTS	AVG
1. Bird Averitt (1972-73)	25	848	33.92
2. Bird Averitt (1971-72)	24	693	28.88
3. Dane Suttle (1982-83)	29	679	23.41
4. Steve Ebey (1967-68)	26	596	22.92
5. Tom Lewis (1987-88)	30	687	22.90
6. Brandon Armstrong (2000-01)	31	684	22.06
7. Mack Taylor (1956-57)	24	526	21.92
8. Tandy Holmes (1965-66)	26	529	20.35
9. Reggie Harris (1971-72)	24	482	20.08
10. Orlando Phillips (1982-83)	29	580	20.00

CONFERENCE SEASON RECORDS

POINTS

	G	PTS
1. Bird Averitt (1972-73)	14	548
2. Brandon Armstrong (2000-01)	14	333
3. Ricardo Brown (1979-80)	16	313
4. Tom Lewis (1987-88)	14	306
5. Doug Christie (1990-91)	14	305
6. Levy Middlebrooks (1987-88)	14	304
7. Tony Fuller (1979-80)	16	300
8. Dane Suttle (1982-83)	12	298
9. Doug Christie (1991-92)	14	294
10. Eric White (1986-87)	14	291

SCORING AVERAGE

	G	PTS	AVG
1. Bird Averitt (1972-73)	14	548	39.14
2. Dane Suttle (1982-83)	12	298	24.83
3. Brandon Armstrong (2000-01)	14	333	23.79
4. Tom Lewis (1987-88)	14	306	21.86
5. Doug Christie (1990-91)	14	305	21.79
6. Levy Middlebrooks (1987-88)	14	304	21.71
7. Marcos Leite (1974-75)	11	238	21.64
8. Doug Christie (1991-91)	14	294	21.00
9. Eric White (1986-87)	14	291	20.79
10. Dexter Howard (1989-90)	13	267	20.54

CAREER RECORDS

POINTS

	G	PTS
1. Dane Suttle (1980-83)	105	1,701
2. Dana Jones (1991-94)	121	1,677
3. Eric White (1984-87)	117	1,672
4. Geoff Lear (1989-92)	123	1,644
5. Craig Davis (1987-90)	121	1,619
6. Tom Lewis (1988-90)	87	1,575
7. Levy Middlebrooks (1985-88)	121	1,548
8. Dexter Howard (1987-90)	120	1,546
9. Bird Averitt (1972-73)	49	1,541
10. Ollie Matson (1975-79)	100	1,501
Boot Bond (1979-82)	105	1,501
12. Gerald Brown (1994-98)	110	1,467
13. Nick Buzolich (1943-46)	—	1,464
14. Mychel Thompson (2008-11)	128	1,413
15. Dick Skophammer (1973-76)	102	1,412
16. Doug Christie (1990-92)	87	1,392
17. Keion Bell (2009-11)	83	1,365
18. Sterling Forbes (1958-60)	74	1,349
19. Glen McGowan (2001-05)	94	1,314
20. Steve Ebey (1966-68)	76	1,282
21. Terrance Johnson (2002-04)	90	1,277
22. Dwayne Polee (1984-86)	89	1,274
23. Alex Acker (2003-05)	88	1,273
24. Kevin Gibbs (1998-01)	124	1,251
25. Bryan Hill (1994-98)	101	1,193
26. Steve Sims (1969-71)	77	1,176
27. Brandon Armstrong (2000-01)	65	1,175
28. Bill Sadler (1981-83)	83	1,135
29. Ricardo Brown (1979-80)	60	1,124
30. Marcos Leite (1974-76)	60	1,119
31. Pete Fogo (1942-47)	—	1,106
32. Damin Lopez (1990-94)	117	1,091
33. Victor Anger (1981-84)	113	1,076
34. Orlando Phillips (1982-83)	58	1,035
35. Bobby Sims (1958-60)	75	1,020
36. Larry Dugan (1953-55)	74	1,004

SCORING AVERAGE

	G	PTS	AVG
1. Bird Averitt (1972-73)	49	1,541	31.45
2. Ricardo Brown (1979-80)	60	1,124	18.73
3. Marcos Leite (1974-76)	60	1,119	18.65
4. Sterling Forbes (1958-60)	74	1,349	18.23
5. Tom Lewis (1988-90)	87	1,575	18.10
6. Brandon Armstrong (2000-01)	65	1,175	18.08
7. Hal Grant (1967-68)	48	864	18.00
8. Bob Sands (1969-70)	51	913	17.90
9. Orlando Phillips (1982-83)	58	1,035	17.84
10. Roland Betts (1964-65)	48	819	17.06



STATISTICAL NOTE

Scoring records date to the late 1940s. Single-game and WCC records are only complete since the 1972-73 season.

PEPPERDINE BASKETBALL

SCORING RECORDS

50-POINT CLUB

- 57 Bird Averitt vs. Nevada, 1/6/1973, H
56 Bird Averitt at Nevada, 2/17/1973, A


40-POINT CLUB

- 49 Bird Averitt vs. Drury College, 1/2/1973, H
47 Bird Averitt vs. Saint Mary's, 2/3/1973, H
46 Bird Averitt vs. Seattle, 2/1/1973, H
44 Bob Morris vs. Chico State (Jan. 1953)
43 Bird Averitt vs. Doane College, 11/25/1972, H
41 Bird Averitt vs. Santa Clara, 1/11/1973, A
41 Bird Averitt vs. Loyola Marymount, 2/6/1973, A
41 Dane Suttle vs. Loyola Marymount, 2/12/1983, A
41 Brandon Armstrong vs. Charlotte, 12/29/2000, N
40 Bird Averitt vs. UNLV, 2/15/1973, A
40 Bird Averitt vs. Seattle, 2/24/1973, A
40 Bird Averitt vs. Santa Clara, 3/1/1973, H
40 Levy Middlebrooks vs. Loyola Marymount, 2/20/1988, A
40 Brandon Armstrong vs. Loyola Marymount, 1/17/2001, A

30-POINT CLUB

- 39 Bryan Hill vs. Saint Mary's, 3/1/1997, N
38 Pete Fogo vs. Missouri Valley College (March 1942)
38 Bird Averitt vs. Quincy College (Dec. 1971)
38 Bird Averitt vs. South Alabama (Dec. 1971)
38 Bird Averitt vs. Loyola Marymount (Jan. 1972)
38 Bird Averitt vs. Santa Clara (Feb. 1972)
38 Ray Ellis vs. Texas-Arlington, 12/9/1977, H
37 Bird Averitt vs. UNLV, 1/4/1973, H
37 Keion Bell vs. Gonzaga, 1/21/2010, A
36 Mack Taylor vs. Loyola Marymount (March 1957)
36 Reggie Harris vs. Samford (Dec. 1971)
36 Michael Knight vs. Seattle, 2/24/1978, H
36 Glen McGowan vs. Maryland, 12/14/2003, A
35 Dick Alvord vs. Arizona State (Dec. 1952)
35 Bird Averitt vs. Hawaii (Jan. 1972)
35 Bird Averitt vs. Seattle (March 1972)
35 Michael Knight vs. Loyola Marymount, 12/10/1977, H
35 Tom Lewis vs. Marshall, 1/4/1988, H
35 Dexter Howard vs. Loyola Marymount, 2/14/1990, A
35 Gerald Brown vs. San Jose State, 12/23/1995, A
35 Gerald Brown vs. Kansas, 12/17/1997, A
35 Tashaan Forehan-Kelly vs. LMU, 1/28/2006, H
34 Sterling Forbes vs. San Diego State (Jan. 1959)
34 Steve Ebey vs. Arizona State (Dec. 1967)
34 Hal Grant vs. Portland State (Dec. 1967)
34 Marcos Leite vs. Memphis, 3/13/1976, N
34 Tony Fuller vs. Seattle, 2/22/1980, A
34 Boot Bond vs. Santa Clara, 3/1/1980, H
34 Orlando Phillips vs. Southern Calif. College, 11/26/1982, H
34 Tom Lewis vs. Nevada, 12/3/1987, H
34 Dexter Howard vs. Northeastern, 12/18/1988, H
34 Marvin Lea vs. Long Beach State, 12/7/2006, A
34 Chase Griffin vs. Santa Clara, 2/26/2007, H
34 Tyrone Shelley vs. Cal State Northridge, 11/17/2007, H
34 Keion Bell vs. Monmouth, 11/28/2009, N
34 Mychel Thompson vs. Nevada, 11/16/2010, N
33 Bob Morris vs. Texas-Arlington (Jan. 1953)
33 Bob Morris vs. Fresno State (Feb. 1953)
33 Larry Dugan vs. Pasadena College (Jan. 1955)
33 Bird Averitt vs. Pittsburgh, 12/23/1972, H
33 Bird Averitt vs. Chaminade, 1/1973, A

- 33 Allan Jones vs. Chicago State, 12/20/1973, H
33 Art Allen vs. Santa Clara, 2/17/1977, H
33 Boot Bond vs. Loyola Marymount, 2/7/1981, H
33 Dane Suttle vs. Loyola Marymount, 3/10/1983, H
33 Dexter Howard vs. UC Irvine, 12/10/1988, A
33 Brandon Armstrong vs. Saint Mary's, 1/27/2001, A
33 Keion Bell vs. Northern Arizona, 11/28/2010, H
32 John Furlong vs. Whittier College (Feb. 1950)
32 Dick Alvord vs. Pacific (Feb. 1951)
32 Larry Dugan vs. UC Santa Barbara (Jan. 1955)
32 Bob Sands vs. Loyola Marymount (Jan. 1970)
32 Bird Averitt vs. Evansville (Dec. 1971)
32 Bird Averitt vs. St. Mary's (Jan. 1972)
32 Bird Averitt vs. San Francisco (Feb. 1972)
32 Bird Averitt vs. Santa Clara (Feb. 1972)
32 Bird Averitt vs. San Francisco, 1/13/1973, A
32 Marcos Leite vs. Saint Mary's, 2/16/1974, H
32 Dick Skophammer vs. Portland, 12/29/1973, H
32 Dane Suttle vs. Saint Mary's, 2/5/1983, H
32 Eric White vs. Loyola Marymount, 1/24/1987, H
32 Tom Lewis vs. Loyola Marymount, 3/6/1988, N
32 Dexter Howard vs. Loyola Marymount, 2/17/1990, H
32 Geoff Lear vs. Saint Mary's, 3/4/1991, N
32 Damin Lopez vs. Boise State, 12/21/1992, A
32 Marques Johnson vs. Cal State Northridge, 12/5/1995, A
32 Brandon Armstrong vs. Gonzaga, 2/2/2001, H
32 Brandon Armstrong vs. Gonzaga, 2/17/2001, A
32 Alex Acker vs. UC Irvine, 12/18/2003, A
32 Chase Griffin vs. Loyola Marymount, 2/17/2007, H
32 Keion Bell vs. San Francisco, 1/29/2009, A
31 Pete Fogo vs. Cal Poly (Feb. 1942)
31 Tom Egerer vs. San Francisco (Feb. 1969)
31 Allan Jones vs. Pacific, 12/15/1973, A
31 Art Allen vs. Moorhead State, 12/23/1974, H
31 Bill Sadler vs. Saint Mary's, 2/14/1981, H
31 Orlando Phillips vs. Loyola Marymount, 1/30/1982, H
31 Dane Suttle vs. UC Irvine, 12/4/1982, A
31 Dane Suttle vs. Seattle Pacific, 12/10/1982, H
31 Orlando Phillips vs. San Diego, 2/25/1983, H
31 Dexter Howard vs. Nevada, 12/3/1988, A
31 Doug Christie vs. Saint Mary's, 1/26/1991, A
31 Geoff Lear vs. Loyola Marymount, 2/22/1992, A
31 Dana Jones vs. Portland, 2/4/1994, H
31 Gerald Brown vs. San Francisco, 2/16/1995, A
31 Gerald Brown vs. Saint Mary's, 1/27/1996, A
31 Glen McGowan vs. Colorado State, 1/3/2005, H
31 Alex Acker vs. San Diego, 2/5/2005, A
31 Alex Acker vs. San Diego, 3/5/2005, N
31 Keion Bell vs. Texas-San Antonio, 12/4/2010, H
31 Mychel Thompson vs. San Francisco, 2/24/2011, A
30 Bob Morris vs. Loyola Marymount (Jan. 1952)
30 Bob Morris vs. New Mexico (Jan. 1953)
30 Roland Betts vs. Loyola Marymount (Jan. 1964)
30 Roland Betts vs. Loyola Marymount (Jan. 1965)
30 Bird Averitt vs. Loyola Marymount (Feb. 1972)
30 Reggie Harris vs. Loyola Marymount (Feb. 1972)
30 Bird Averitt vs. San Francisco, 3/4/1973, H
30 Chris Thompson vs. Oral Roberts, 1/4/1974, H
30 Dick Skophammer vs. Dayton, 1/4/1975, H
30 Flintie Ray Williams vs. Portland, 2/12/1977, A
30 Eric White vs. South Florida, 12/26/1986, N
30 Tom Lewis vs. Santa Clara, 2/13/1988, H
30 Doug Christie vs. Loyola Marymount, 1/11/1992, H
30 Terrance Johnson vs. San Diego, 2/12/2004, H
30 Yakhouba Diawara vs. Saint Mary's, 1/29/2004, H
30 Yakhouba Diawara vs. Arkansas State, 12/22/2004, N



FIELD GOAL RECORDS

GAME RECORDS

FIELD GOALS MADE

25	Bird Averitt vs. Nevada, 1/6/1973, H
23	Bird Averitt vs. Nevada, 2/17/1973, A
22	Bird Averitt vs. Drury, 1/2/1973, H
20	Bird Averitt vs. Saint Mary's, 2/3/1973, H
19	Levy Middlebrooks vs. LMU, 2/20/1988, A
18	Bird Averitt vs. Doane, 11/25/1972, H
18	Bird Averitt vs. Loyola Marymount, 2/6/1973, A
18	Bird Averitt vs. UNLV, 2/15/1973, A
17	Bird Averitt vs. Seattle, 2/24/1973, A
17	Bird Averitt vs. Santa Clara, 3/1/1973, H
17	Ray Ellis vs. Texas-Arlington, 12/9/1977, H

CONSECUTIVE FIELD GOALS MADE

17	Dana Jones, 1991-92
----	---------------------

FIELD GOALS ATTEMPTED

51	Bird Averitt vs. Nevada, 2/17/1973, A
40	Bird Averitt vs. Santa Clara, 3/1/1973, H
39	Bird Averitt vs. Doane, 11/25/1972, H
39	Bird Averitt vs. Nevada, 1/6/1973, H
39	Bird Averitt vs. Santa Clara, 1/11/1973, A
37	Bird Averitt vs. Saint Mary's, 2/3/1973, H
36	Bird Averitt vs. Loyola Marymount, 2/6/1973, A
35	Bird Averitt vs. Seattle, 2/24/1973, A
33	Bird Averitt vs. Drury, 1/2/1973, H
33	Bird Averitt vs. UNLV, 2/15/1973, A

FIELD GOAL PCT. (10+ ATTEMPTS)

1.000	Dana Jones vs. Boise State, 11/30/1991 (14-for-14), H
1.000	Danny Ramsey vs. Saint Mary's, 2/4/1978 (11-for-11), A
1.000	Orlando Phillips vs. Texas Tech, 12/23/1982 (11-for-11), H
1.000	Ray Ellis vs. Loyola Marymount, 1/26/1979 (10-for-10), A
.929	Keion Bell vs. San Francisco, 1/29/2009 (13-for-14), A

FIELD GOAL PCT. (15+ ATTEMPTS)

.875	Gerald Brown vs. San Jose State, 12/23/1995 (14-for-16), A
.867	Boot Bond vs. Santa Clara, 3/1/1980 (13-for-15), H
.842	Orlando Phillips vs. So. Calif. Coll., 11/26/1982 (16-for-19), H
.818	Gerald Brown vs. Fresno State, 11/28/1994 (9-for-11), A
.813	Ollie Matson vs. UC Santa Barbara, 12/1/1978 (13-for-16), H
.813	Boot Bond vs. San Francisco, 2/27/1982 (13-for-16), A

FIELD GOAL PCT. (20+ ATTEMPTS)

.750	Dane Suttle vs. LMU, 2/12/1983 (15-for-20), A
.727	Michael Knight vs. Seattle, 2/24/1978 (16-for-22), H
.700	Boot Bond vs. Loyola Marymount, 2/7/1981 (14-for-20), H
.700	Levy Middlebrooks vs. UT-Arlington, 1/7/1988 (14-for-20), H
.680	Ray Ellis vs. Texas-Arlington, 12/9/1977 (17-for-25), H

SEASON RECORDS

FIELD GOALS MADE

	G	FGM
1. Bird Averitt (1972-73)	25	352
2. Dane Suttle (1982-83)	29	266
3. Bird Averitt (1971-72)	24	263
4. Ricardo Brown (1978-79)	32	258
5. Levy Middlebrooks (1987-88)	30	255
6. Brandon Armstrong (2000-01)	31	240
7. Dana Jones (1993-94)	30	234
8. Eric White (1986-87)	30	232
9. Ricardo Brown (1979-80)	28	228
10. Boot Bond (1981-82)	29	226
Tom Lewis (1987-88)	30	226

FIELD GOALS ATTEMPTED

	G	FGA
1. Bird Averitt (1972-73)	25	753
2. Bird Averitt (1971-72)	24	638
3. Brandon Armstrong (2000-01)	31	537
4. Ricardo Brown (1978-79)	32	531
5. Bob Morris (1952-53)	25	508
6. Dane Suttle (1982-83)	29	497
7. Eric White (1986-87)	30	492
8. Hal Grant (1967-68)	24	463
9. Ricardo Brown (1979-80)	28	462
Mychel Thompson (2010-11)	33	462

FIELD GOAL PCT.

	FGM	FGA	PCT
1. Orlando Phillips (1982-83)	223	338	.660
2. Orlando Phillips (1981-82)	182	281	.648
3. Bryan Hill (1997-98)	125	199	.628
4. Dana Jones (1992-93)	207	334	.620
5. Casey Crawford (1987-88)	60	100	.600
6. Dana Jones (1991-92)	144	247	.583
7. Nick Sheppard (1999-00)	124	214	.579
8. Dana Jones (1990-91)	134	232	.578
9. Levy Middlebrooks (1987-88)	255	443	.576
10. Geoff Lear (1989-90)	128	224	.571

(minimum 100 FGA)

CONFERENCE SEASON RECORDS

FIELD GOALS MADE

	G	FGM
1. Bird Averitt (1972-73)	14	228
2. Ricardo Brown (1979-80)	16	133
Levy Middlebrooks (1987-88)	14	133
4. Brandon Armstrong (2000-01)	14	121
5. Ricardo Brown (1978-79)	14	118
6. Boot Bond (1980-81)	14	117
7. Eric White (1986-87)	14	116
8. Dana Jones (1993-94)	14	113
9. Dane Suttle (1982-83)	12	111
10. Boot Bond (1981-82)	14	109
Gerald Brown (1994-95)	14	109

FIELD GOALS ATTEMPTED

	G	FGA
1. Bird Averitt (1972-73)	14	470
2. Ricardo Brown (1979-80)	16	284
3. Ricardo Brown (1978-79)	14	247
Eric White (1986-87)	14	247
Brandon Armstrong (1986-87)	14	247
6. Gerald Brown (1994-95)	14	234
7. Marcos Leite (1973-74)	14	223
8. Levy Middlebrooks (1987-88)	14	221
9. Flintie Ray Williams (1976-77)	14	219
10. Mychel Thompson (2010-11)	14	209

FIELD GOAL PCT.

	FGM	FGA	PCT
1. Orlando Phillips (1982-83)	90	128	.703
2. Bryan Hill (1997-98)	70	108	.648
3. Dana Jones (1992-93)	102	159	.642
4. Orlando Phillips (1981-82)	95	149	.638
5. Billy Williams (1973-74)	49	78	.628
6. Casey Crawford (1987-88)	31	50	.620
7. Eric White (1985-86)	102	169	.604
8. Levy Middlebrooks (1987-88)	133	221	.602
9. Geoff Lear (1990-91)	101	168	.601
10. Clark James (1993-94)	40	67	.597

(minimum 50 FGA)

CAREER RECORDS

FIELD GOALS MADE

	G	FGM
1. Dana Jones (1991-94)	121	719
2. Eric White (1984-87)	117	698
3. Dane Suttle (1980-83)	105	677
4. Levy Middlebrooks (1985-88)	121	671
5. Boot Bond (1979-82)	105	639
6. Bird Averitt (1972-73)	49	615
7. Dick Skophammer (1973-76)	102	610
8. Ollie Matson (1975-79)	100	596
9. Craig Davis (1987-90)	121	593
10. Dexter Howard (1987-90)	120	576


FIELD GOALS ATTEMPTED

	G	FGA
1. Bird Averitt (1972-73)	49	1,391
2. Mychel Thompson (2008-11)	128	1,366
3. Eric White (1984-87)	117	1,332
4. Craig Davis (1987-90)	121	1,285
5. Dane Suttle (1980-83)	105	1,271
6. Levy Middlebrooks (1985-88)	121	1,255
7. Dana Jones (1991-94)	121	1,229
8. Ollie Matson (1975-79)	100	1,208
9. Gerald Brown (1994-98)	110	1,204
10. Boot Bond (1979-82)	105	1,157

FIELD GOAL PCT.

	FGM	FGA	PCT.
1. Orlando Phillips (1982-83)	404	619	.654
2. Dana Jones (1991-94)	719	1,229	.585
3. Geoff Lear (1989-92)	558	1,007	.554
4. Nick Sheppard (1999-00)	202	365	.553
5. Boot Bond (1979-82)	639	1,157	.552
6. Bryan Hill (1994-98)	467	855	.546
7. Bill Sadler (1981-83)	436	801	.544
8. Clark James (1994-95)	152	280	.543
9. Casey Crawford (1987-89)	178	328	.543
10. Dick Skophammer (1973-76)	610	1,125	.542

(minimum 200 FGA, two seasons)



ORLANDO PHILLIPS

STATISTICAL NOTE

Field goals were first recorded in 1950-51. Single-game and WCC records are only complete since the 1972-73 season.

PEPPERDINE BASKETBALL

THREE-POINT RECORDS

GAME RECORDS

THREE-POINTERS MADE

9	Damin Lopez vs. Boise State, 12/21/1992, A
8	Terrance Johnson vs. San Diego, 2/12/2004, H
7	Shann Ferch vs. LMU, 3/5/1989, N
7	Craig Davis vs. LMU, 2/14/1990, A
7	Damin Lopez vs. Michigan, 3/17/1994, N
7	Terrance Johnson vs. Dayton, 11/21/2003, H

THREE-POINTERS ATTEMPTED

17	Damin Lopez vs. Michigan, 3/17/1994, N
16	Kingsley Costain vs. Portland, 1/6/2007, A
15	Damin Lopez vs. Boise State, 12/21/1992, A
15	Marques Johnson vs. Syracuse, 12/13/1996, A
14	Terrance Johnson vs. Dayton, 11/21/2003, H
14	Terrance Johnson vs. Gonzaga, 1/8/2004, H
14	Tomas Pranciliauskas vs. USF, 1/15/2007, H

THREE-POINT PCT. (5+ ATTEMPTS)

1.000	Devin Montgomery vs. Santa Clara, 2/23/2002 (6-for-6), H
1.000	Devin Montgomery vs. W. Virginia, 12/30/2001 (5-for-5), N
1.000	Brandon Armstrong vs. Saint Mary's, 1/27/2001 (5-for-5), A
1.000	Dane Suttle Jr. vs. Hampton, 11/27/2009 (5-for-5), N
.857	Craig Davis vs. Texas-Arlington, 1/7/1988 (6-for-7), H
.857	Craig Davis vs. Gonzaga, 1/21/1989 (6-for-7), A
.857	Jelani Gardner vs. LMU, 1/21/1998 (6-for-7), H
.857	Mychel Thompson vs. LMU, 1/9/2010 (6-for-7), H
.833	Damin Lopez vs. Montana, 12/18/1992 (5-for-6), A
.833	Shann Ferch vs. Portland, 1/20/1989 (5-for-6), A
.833	Marques Johnson vs. San Jose St., 12/23/1995 (5-for-6), A
.833	Mike Hornbuckle vs. San Francisco, 3/6/2009 (5-for-6), N
.750	Shann Ferch vs. Nebraska, 12/2/1989 (6-for-8), A
.750	Al Minahan vs. So. Calif. College, 12/17/1998 (6-for-8), H
.750	Alex Acker vs. LMU, 2/26/2005 (6-for-8), H
.750	Marvin Lea vs. Long Beach State, 12/7/2006 (6-for-8), H

CONSECUTIVE GAMES WITH A THREE-POINTER

32	Terrance Johnson, Jan. 2003 to Jan. 2004
31	Damin Lopez, Dec. 1992 to Jan. 1994
30	Craig Davis, Jan. 1989 to Jan. 1990
26	Craig Davis, Jan. 1988 to Dec. 1988
19	Doug Christie, Jan. 1992 to March 1992
17	Mychel Thompson, Nov. 2007 to Jan. 2008
16	Tezale Archie, Dec. 1999 to Feb. 2000
16	Brandon Armstrong, Jan. 2001 to March 2001
16	Mychel Thompson, Dec. 2009 to Feb. 2010
15	Alex Acker, Nov. 2004 to Jan. 2005

CONSECUTIVE GAMES WITH MULTIPLE THREE-POINTERS

16	Brandon Armstrong, Jan. 2001 to March 2001
11	Craig Davis, Jan. 1988 to Feb. 1988
10	Tom Lewis, Dec. 1987 to Jan. 1988
10	Rick Welch, Feb. 1991 to Dec. 1991
10	Kingsley Costain, Dec. 2006 to Jan. 2007

SEASON RECORDS

THREE-POINTERS MADE

	G	3FGM
1. Damin Lopez (1993-94)	30	100
2. Terrance Johnson (2003-04)	31	88
3. Kingsley Costain (2006-07)	31	80
4. Craig Davis (1987-88)	30	78
5. Brandon Armstrong (1999-00)	31	76
6. Terrance Johnson (2002-03)	28	72
7. Craig Davis (1988-89)	33	71
8. Craig Davis (1986-87)	30	66
Brandon Armstrong (1999-00)	34	66
10. Damin Lopez (1992-93)	21	63

THREE-POINTERS ATTEMPTED

	G	3FGA
1. Damin Lopez (1993-94)	30	243
2. Terrance Johnson (2003-04)	31	211
3. Brandon Armstrong (2000-01)	31	198
4. Kingsley Costain (2006-07)	31	191
5. Craig Davis (1987-88)	30	177
6. Mychel Thompson (2010-11)	33	176
7. Terrance Johnson (2001-02)	31	175
8. Craig Davis (1988-89)	33	174
9. Terrance Johnson (2002-03)	28	168
10. Brandon Armstrong (1999-00)	34	165

THREE-POINT PCT.

	3FGM	3FGA	PCT
1. Damin Lopez (1991-92)	51	108	.472
2. Craig Davis (1989-90)	59	127	.465
3. Rick Welch (1990-91)	53	116	.457
4. Shann Ferch (1988-89)	60	133	.451
5. Shann Ferch (1989-90)	53	120	.442
6. Craig Davis (1987-88)	78	177	.441
7. Tom Lewis (1987-88)	55	125	.440
8. Craig Davis (1986-87)	66	151	.437
9. Mike Westphal (2002-03)	58	133	.436
10. Alex Acker (2004-05)	59	137	.431

(minimum 100 3FGA)

CONFERENCE SEASON RECORDS

THREE-POINTERS MADE

	G	3FGM
1. Damin Lopez (1993-94)	14	46
2. Terrance Johnson (2003-04)	14	42
3. Craig Davis (1987-88)	14	37
Terrance Johnson (2002-03)	14	37
5. Brandon Armstrong (2000-01)	14	35
6. Craig Davis (1986-87)	14	33
Mike Westphal (2002-03)	14	33
8. Jelani Gardner (1997-98)	14	32
9. Craig Davis (1989-90)	14	31
Alex Acker (2004-05)	14	31

THREE-POINTERS ATTEMPTED

	G	3FGA
1. Damin Lopez (1993-94)	14	101
2. Terrance Johnson (2003-04)	14	92
3. Craig Davis (1987-88)	14	91
4. Brandon Armstrong (2000-01)	14	87
5. Terrance Johnson (2002-03)	14	86
6. Kingsley Costain (2006-07)	14	85
7. Marques Johnson (1995-96)	14	84
8. Bryan Parker (1993-94)	14	82
9. Craig Davis (1986-87)	14	81
10. Mychel Thompson (2009-10)	14	78

THREE-POINT PCT.

	3FGM	3FGA	PCT
1. Damin Lopez (1991-92)	25	47	.532
2. Shann Ferch (1988-89)	25	50	.500
Rick Welch (1990-91)	24	48	.500
4. Devin Montgomery (2001-02)	21	43	.488
5. Alex Acker (2004-05)	31	64	.484
6. Craig Davis (1989-90)	31	65	.477
7. Mike Westphal (2002-03)	33	70	.471
8. David Lalazarian (2000-01)	20	43	.465
9. Terrance Johnson (2003-04)	42	92	.457
10. Damin Lopez (1993-94)	46	101	.455

(minimum 40 3FGA)

CAREER RECORDS

THREE-POINTERS MADE

	G	3FGM
1. Craig Davis (1987-90)	121	274
2. Damin Lopez (1990-94)	117	239
3. Terrance Johnson (2002-04)	90	221
4. Mychel Thompson (2008-11)	128	192
5. Craig Lewis (1999-02)	105	151
6. Kingsley Costain (2005-07)	77	146
7. Brandon Armstrong (2000-01)	65	142
8. Tom Lewis (1988-90)	87	132
9. Rick Welch (1989-92)	118	125
10. Alex Acker (2003-05)	88	120


THREE-POINTERS ATTEMPTED

	G	3FGA
1. Craig Davis (1987-90)	121	629
2. Mychel Thompson (2008-11)	128	589
3. Damin Lopez (1990-94)	117	574
4. Terrance Johnson (2002-04)	90	554
5. Craig Lewis (1999-02)	105	432
6. Brandon Armstrong (2000-01)	65	363
7. Kingsley Costain (2005-07)	77	360
8. Tom Lewis (1988-90)	87	332
9. Marques Johnson (1996-97)	54	302
10. Tommie Prince (1997-00)	118	296

THREE-POINT PCT.

	3FGM	3FGA	PCT
1. Rick Welch (1989-92)	125	279	.448
2. Shann Ferch (1989-90)	113	253	.447
3. Craig Davis (1987-90)	274	629	.436
4. Damin Lopez (1990-94)	239	574	.416
5. Alex Acker (2003-05)	120	292	.411
6. Kingsley Costain (2005-07)	146	360	.406
6. Terrance Johnson (2002-04)	221	554	.399
7. Tom Lewis (1988-90)	132	332	.398
8. Brandon Armstrong (2000-01)	142	363	.391
9. Dane Suttle Jr. (2009-11)	92	243	.379
10. Gerald Brown (1994-98)	93	252	.369

(minimum 200 3FGA, two seasons)



STATISTICAL NOTE

Three-point records are complete since the 1986-87 season, when the three-point shot was instituted.

FREE THROW RECORDS

GAME RECORDS

FREE THROWS MADE

19	Ermine Zappa vs. UCSB, 12/17/1955, H
19	Tom Lewis vs. Northeastern, 12/18/1988, H
16	Bird Averitt vs. Seattle, 2/1/1973, H
16	Glen McGowan vs. Colorado State, 1/3/2004, N
15	Tom Lewis vs. San Francisco, 2/6/1988, A
15	Doug Christie vs. Saint Mary's, 1/26/1991, A

CONSECUTIVE FREE THROWS MADE

26	Jon Korfas, 1984-85
----	---------------------

FREE THROWS ATTEMPTED

22	Ermine Zappa vs. UCSB, 12/17/1955, H
22	Tom Lewis vs. Northeastern, 12/18/1988, H
20	Orlando Phillips vs. LMU, 3/10/1983, H
19	Bird Averitt vs. Nevada, 2/17/1973, A
19	Bill Sadler vs. Loyola Marymount, 3/1/1981, A

FREE THROW PERCENTAGE (10+ ATTEMPTS)

1.000	Alex Acker vs. Portland, 1/13/2005 (13-for-13), A
1.000	Mark Wilson vs. Santa Clara, 1/17/1981 (12-for-12), H
1.000	Shann Ferch vs. Loyola Marymount, 2/17/1990 (12-for-12), H
1.000	Tashaan Forehan-Kelly vs. S. Clara, 1/23/2006 (12-for-12), H
1.000	Jason Walberg vs. No. Arizona, 11/28/2007 (11-for-11), A
1.000	Tony Fuller vs. Seattle, 2/22/1980 (10-for-10), A
1.000	Dane Suttle vs. Saint Mary's, 2/5/1983 (10-for-10), H
1.000	Dwayne Polee vs. Mo.-Kansas City, 1/12/1984 (10-for-10), H
1.000	Grant Gondrezick vs. Saint Mary's, 2/7/1986 (10-for-10), H
1.000	Gerald Brown vs. Auburn, 12/12/1997 (10-for-10), N
1.000	Chase Griffin vs. Cal St. Northridge, 11/18/2006 (10-for-10), A

FREE THROW PERCENTAGE (15+ ATTEMPTS)

.938	Tom Lewis vs. San Francisco, 2/6/1988 (15-for-16), A
.933	Yakhouba Diawara vs. Saint Mary's, 1/29/2004 (14-for-15), H
.889	Bird Averitt vs. Seattle, 2/1/1973 (16-for-18), H
.889	Glen McGowan vs. Colorado State, 1/3/2004 (16-for-18), N
.882	Doug Christie vs. Saint Mary's, 1/26/1991 (15-for-17), A
.875	Doug Christie vs. Portland, 2/7/1991 (14-for-16), A
.864	Ermine Zappa vs. UCSB, 12/17/1955 (19-for-22), H
.864	Tom Lewis vs. Northeastern, 12/18/1988 (19-for-22), H

SEASON RECORDS

FREE THROWS MADE

1.	Steve Ebey (1967-68)	26	198
2.	Tom Lewis (1987-88)	30	180
3.	Geoff Lear (1991-92)	31	171
4.	Glen McGowan (2004-05)	31	170
5.	Bird Averitt (1971-72)	24	167
6.	Geoff Lear (1990-91)	31	155
7.	Dwayne Polee (1984-85)	32	149
8.	Keion Bell (2009-10)	31	147
9.	Mack Taylor (1956-57)	24	144
	Bird Averitt (1972-73)	25	144
	Tony Fuller (1979-80)	28	144
	Doug Christie (1991-92)	31	144

FREE THROW ATTEMPTED

1.	Geoff Lear (1990-91)	31	275
2.	Orlando Phillips (1982-83)	29	250
3.	Glen McGowan (2004-05)	31	248
4.	Geoff Lear (1991-92)	31	245
5.	Steve Ebey (1967-68)	26	241
6.	Tom Lewis (1987-88)	30	230
7.	Bird Averitt (1971-72)	24	225
8.	Bird Averitt (1972-73)	25	211
	Geoff Lear (1989-90)	28	211
10.	Tandy Holmes (1965-66)	26	198

FREE THROW PCT.

1.	Grant Gondrezick (1985-86)	112	133	.842
2.	Dane Suttle (1982-83)	142	170	.835
3.	Brandon Armstrong (2000-01)	128	155	.826
4.	Steve Ebey (1967-68)	198	241	.822
5.	Dane Suttle (1981-82)	101	123	.821
6.	Chase Griffin (2006-07)	117	145	.807
7.	Dwayne Polee (1984-85)	149	185	.805
8.	T. Forehan-Kelly (2005-06)	139	173	.803
9.	Tony Fuller (1979-80)	144	181	.796
10.	Harry Dinnel (1962-63)	101	129	.783

(minimum 100 FTM)

CONFERENCE SEASON RECORDS

FREE THROWS MADE

1.	Bird Averitt (1972-73)	14	92
2.	Tony Fuller (1979-80)	16	90
3.	Doug Christie (1990-91)	14	89
4.	Geoff Lear (1991-92)	14	85
5.	Doug Christie (1991-92)	14	81
6.	Bill Sadler (1980-81)	14	78
	Tashaan Forehan-Kelly (2005-06)	14	78
8.	Geoff Lear (1990-91)	14	77
9.	Dane Suttle (1982-83)	12	76
	Tom Lewis (1987-88)	14	76

FREE THROW ATTEMPTED

1.	Bird Averitt (1972-73)	14	137
2.	Geoff Lear (1990-91)	14	134
3.	Geoff Lear (1991-92)	14	118
4.	Orlando Phillips (1982-83)	14	112
	Doug Christie (1990-91)	14	112
6.	Tony Fuller (1979-80)	16	111
7.	Orlando Phillips (1981-82)	14	109
8.	Geoff Lear (1989-90)	14	106
9.	Bill Sadler (1980-81)	14	103
10.	Doug Christie (1991-92)	14	102

FREE THROW PCT.

1.	Grant Gondrezick (1985-86)	62	70	.886
2.	Dane Suttle (1982-83)	76	87	.874
3.	Brandon Armstrong (2000-01)	56	66	.848
4.	Dane Suttle (1981-82)	71	84	.845
5.	Ollie Matson (1975-76)	43	51	.843
6.	T. Forehan-Kelly (2005-06)	78	93	.839
7.	Michael Knight (1976-77)	40	48	.833
8.	Tony Fuller (1979-80)	90	111	.811
9.	Chase Griffin (2006-07)	55	68	.809
10.	Boot Bond (1980-81)	50	62	.806

(minimum 40 FTM)

CAREER RECORDS

FREE THROWS MADE

1.	Geoff Lear (1989-92)	123	528
2.	Tom Lewis (1988-90)	87	397
3.	Dexter Howard (1987-90)	120	390
4.	Steve Ebey (1966-68)	76	382
5.	Steve Sims (1969-71)	77	362
6.	Glen McGowan (2001-05)	94	359
7.	Doug Christie (1990-92)	87	357
8.	Dwayne Polee (1984-86)	89	354
9.	Keion Bell (2009-11)	83	353
10.	Dane Suttle (1980-83)	105	342


FREE THROW ATTEMPTED

1.	Geoff Lear (1989-92)	123	865
2.	Dexter Howard (1987-90)	120	557
3.	Tom Lewis (1988-90)	87	522
	Glen McGowan (2001-05)	94	522
5.	Steve Sims (1969-71)	77	488
6.	Steve Ebey (1966-68)	76	482
7.	Bryan Hill (1994-98)	101	481
8.	Doug Christie (1990-92)	87	478
9.	Keion Bell (2009-11)	83	472
10.	Sterling Forbes (1958-60)	74	465

FREE THROW PCT.

1.	Damin Lopez (1990-94)	224	267	.839
2.	Alex Acker (2003-05)	255	310	.823
3.	Dane Suttle (1980-83)	342	419	.816
4.	Boot Bond (1979-82)	223	274	.814
5.	Steve Ebey (1966-68)	382	482	.793
6.	Lorne Jackson (2009-11)	210	273	.769
7.	Mark Wilson (1981-84)	229	298	.768
8.	Gerald Brown (1994-98)	262	341	.768
9.	Dwayne Polee (1984-86)	354	461	.768
10.	Tom Lewis (1988-90)	397	522	.761

(minimum 200 FTM, two seasons)



GEOFF LEAR

STATISTICAL NOTE

Free throw records date to the late 1940s. Single-game and WCC records are only complete since the 1972-73 season.

PEPPERDINE BASKETBALL

REBOUNDING RECORDS

GAME RECORDS

REBOUNDS

36	Larry Dugan vs. UC Santa Barbara, 1/11/1955, A
25	Levy Middlebrooks vs. LMU, 2/20/1988, A
24	Dick Skophammer vs. Portland, 12/29/1973, H
24	Dick Skophammer vs. Neb.-Omaha, 1/5/1976, H
22	Glen McGowan vs. Colorado State, 1/3/2005, H
21	Marcos Leite vs. Nevada, 3/2/1974, H
21	Bryan Hill vs. Portland, 1/23/1997, A
20	Marcos Leite vs. Santa Clara, 1/30/1975, A
19	Billy Williams vs. Pittsburgh, 12/23/1972, H
19	Ray Ellis vs. Saint Mary's, 2/24/1977, A
19	Anthony Frederick vs. Santa Clara, 1/24/1985, A
18	Marcos Leite vs. Saint Mary's, 2/16/1974, H
18	Ollie Matson vs. San Francisco, 3/6/1976, A
18	Ray Ellis vs. Nevada, 2/2/1978, A
17	Dick Skophammer vs. Santa Clara, 3/1/1973, H
17	Marcos Leite vs. Hastings, 12/3/1974, H
17	Ray Ellis vs. Loyola Marymount, 1/20/1978, A
17	Ray Ellis vs. Portland State, 1/21/1978, H
17	Ray Ellis vs. St. Xavier, 12/27/1978, H
17	Victor Anger vs. Seattle Pacific, 12/10/1982, H
17	Eric White vs. Abilene Christian, 12/3/1984, A
17	Levy Middlebrooks vs. McNeese St., 12/12/1987, A
17	Geoff Lear vs. Montana State, 11/23/1990, N
16	Dick Skophammer vs. Chaminade, Jan. 1973, A
16	Dick Skophammer vs. Cal State L.A., 1/27/1973, A
16	Marcos Leite vs. Loyola Marymount, 2/8/1975, A
16	Ollie Matson vs. Cal State L.A., 2/25/1975, A
16	Ollie Matson vs. Santa Clara, 2/28/1975, H
16	Ollie Matson vs. San Francisco, 3/1/1975, H
16	Marcos Leite vs. Portland, 12/20/1975, H
16	Ollie Matson vs. UC Riverside, 11/29/1976, H
16	Ray Ellis vs. Santa Clara, 2/17/1977, H
16	Ray Ellis vs. UNLV, 11/29/1977, H
16	Ollie Matson vs. Santa Clara, 1/5/1979, H
16	Scott McCollum vs. Azusa Pacific, 1/5/1981, H
16	Orlando Phillips vs. Santa Clara, 2/4/1983, H
16	Orlando Phillips vs. San Diego, 2/25/1983, H
16	Levy Middlebrooks vs. Saint Mary's, 2/21/1985, H
16	Levy Middlebrooks vs. UCLA, 12/6/1986, A
16	Casey Crawford vs. Portland, 1/29/1988, H
16	Dexter Howard vs. San Diego, 1/11/1990, A
16	Dexter Howard vs. Saint Mary's, 3/3/1990, N
16	Geoff Lear vs. Fresno State, 11/24/1990, A
16	Geoff Lear vs. San Diego, 2/8/1992, H
16	Derek Noether vs. S.F. Austin, 12/11/1993, N
16	Dana Jones vs. Texas-El Paso, 12/29/1993, A
16	Dana Jones vs. Santa Clara, 1/14/1994, H
16	Dana Jones vs. Saint Mary's, 2/25/1994, A
16	Bryan Hill vs. San Diego, 2/28/1998, N
16	Malcolm Thomas vs. LBSU, 11/21/2007, H

CONSECUTIVE GAMES WITH 10+ REBOUNDS

8	Ray Ellis, Jan. 1978 to Feb. 1978
6	Ollie Matson, Feb. 1975 to Dec. 1975
6	Ollie Matson, Jan. 1979
6	Orlando Phillips, Jan. 1983 to Feb. 1983
6	Geoff Lear, Feb. 1990
5	Marcos Leite, Jan. 1975
5	Levy Middlebrooks, Jan. 1987
5	Levy Middlebrooks, Nov. 1987 to Dec. 1987

STATISTICAL NOTE

Rebound records date to the the 1950-51 season. Single-game and WCC records are only complete since the 1972-73 season.

SEASON RECORDS

REBOUNDS

	G	REB
1. Hugh Faulkner (1950-51)	33	434
2. Roland Betts (1964-65)	25	372
3. Roland Betts (1963-64)	23	368
4. Larry Dugan (1954-55)	25	341
5. Bob Warlick (1962-63)	25	326
6. Sterling Forbes (1959-60)	25	325
7. Levy Middlebrooks (1987-88)	30	321
8. Geoff Lear (1990-91)	31	305
9. Harry Dinnel (1960-61)	25	303
10. Harry Dinnel (1961-62)	27	294

REBOUND AVERAGE

	G	REB	AVG
1. Roland Betts (1963-64)	23	368	16.00
2. Roland Betts (1964-65)	25	372	14.88
3. Larry Dugan (1954-55)	25	341	13.64
4. Hugh Faulkner (1950-51)	33	434	13.15
5. Bob Warlick (1962-63)	25	326	13.04
6. Sterling Forbes (1959-60)	25	325	13.00
7. Harry Dinnel (1960-61)	25	303	12.12
8. Bob Morris (1951-52)	23	277	12.04
9. Sterling Forbes (1958-59)	23	272	11.83
10. Marcos Leite (1974-75)	19	211	11.11

CONFERENCE SEASON RECORDS

REBOUNDS

	G	REB
1. Marcos Leite (1973-74)	14	157
2. Levy Middlebrooks (1987-88)	14	146
3. Dick Skophammer (1972-73)	14	144
Ray Ellis (1978-79)	14	144
5. Geoff Lear (1989-90)	14	139
6. Dana Jones (1993-94)	14	138
7. Ray Ellis (1977-78)	12	137
Geoff Lear (1990-91)	14	137
9. Dana Jones (1990-91)	14	135
10. Ray Ellis (1976-77)	14	133
Orlando Phillips (1981-82)	14	133
Dana Jones (1992-93)	14	133

REBOUND AVERAGE

	G	REB	AVG
1. Marcos Leite (1974-75)	11	132	12.00
2. Ray Ellis (1977-78)	12	137	11.42
3. Marcos Leite (1973-74)	14	157	11.21
4. Marcos Leite (1975-76)	12	128	10.67
5. Levy Middlebrooks (1987-88)	14	146	10.43
6. Dick Skophammer (1972-73)	14	144	10.29
Ray Ellis (1978-79)	14	144	10.29
8. Geoff Lear (1989-90)	14	139	9.93
9. Dana Jones (1993-94)	14	138	9.86
10. Geoff Lear (1990-91)	14	137	9.79


CAREER RECORDS

REBOUNDS


	G	REB
1. Dana Jones (1991-94)	121	1,031
2. Levy Middlebrooks (1985-88)	121	972
3. Geoff Lear (1989-92)	123	937
4. Ollie Matson (1975-79)	100	881
5. Dick Skophammer (1973-76)	102	874
6. Sterling Forbes (1958-60)	74	869
7. Harry Dinnel (1961-63)	77	867
8. Ray Ellis (1976-79)	105	848
9. Kelvin Gibbs (1998-01)	124	846
10. Eric White (1984-87)	117	812

REBOUND AVERAGE

	G	REB	AVG
1. Roland Betts (1964-65)	48	740	15.42
2. Sterling Forbes (1958-60)	74	869	11.74
3. Bob Warlick (1962-63)	52	587	11.29
4. Harry Dinnel (1961-63)	77	867	11.26
5. Hal Grant (1967-68)	48	524	10.92
6. Marcos Leite (1974-76)	60	638	10.63
7. Larry Dugan (1953-55)	74	728	9.84
8. Bob McKenney (1970-71)	43	421	9.79
9. Orlando Phillips (1982-83)	58	529	9.12
10. Ollie Matson (1975-79)	100	884	8.84



DANA JONES



MARCOS LEITE

ASSIST RECORDS

GAME RECORDS

ASSISTS

17	Bryan Parker vs. Oral Roberts, 1/9/1993, H
16	Donny Moore vs. Loyola Marymount, 3/6/1988, N
15	Dwayne Polee vs. Abilene Christian, 12/3/1984, A
14	Ricardo Brown vs. Portland State, 12/15/1978, H
14	Jon Korfas vs. Loyola Marymount, 3/5/1986, H
14	Tezale Archie vs. Oklahoma State, 3/19/2000, N
14	Marvin Lea vs. Siena, 11/18/2004, N
13	Bird Averitt vs. Loyola Marymount, 2/10/1973, H
13	Ricardo Brown vs. Santa Clara, 3/1/1980, H
13	Jon Korfas vs. Loyola Marymount, 2/15/1986, A
13	Donny Moore vs. Portland, 1/29/1988, H
13	Donny Moore vs. Gonzaga, 1/30/1988, H
13	Donny Moore vs. Loyola Marymount, 2/20/1988, A
13	Shann Ferch vs. Tenn.-Chattanooga, 12/5/1989, H
12	Michael Knight vs. Santa Clara, 2/11/1978, H
12	Ricardo Brown vs. UC Santa Barbara, 12/1/1978, H
12	Ricardo Brown vs. Santa Clara, 1/5/1979, H
12	Ricardo Brown vs. Saint Mary's, 1/5/1980, A
12	Ricardo Brown vs. Seattle, 2/1/1980, H
12	Dane Suttle vs. Loyola Marymount, 2/7/1981, H
12	Jon Korfas vs. Gonzaga, 2/22/1986, H
12	Donny Moore vs. San Francisco, 2/12/1988, H
12	Doug Christie vs. Boise State, 11/30/1991, H
12	Bryan Parker vs. Georgia State, 12/29/1992, N
12	Bryan Parker vs. TN-Chattanooga, 12/30/1992, A
12	Jelani Gardner vs. San Diego, 1/31/1998, H
12	Marvin Lea vs. San Diego, 2/12/2004, H

CONSECUTIVE GAMES WITH 10+ ASSISTS

3	Donny Moore, Feb. 1988
2	Art Allen, Dec. 1974
2	Ricardo Brown, Jan. 1979
2	Ricardo Brown, Dec. 1979
2	Dane Suttle, Feb. 1981
2	Dwayne Polee, Feb. 1985 to March 1985
2	Jon Korfas, Feb. 1986
2	Donny Moore, Jan. 1988
2	Bryan Parker, Dec. 1992
2	Tezale Archie, March 2000

CONSECUTIVE GAMES WITH 5+ ASSISTS

12	Jon Korfas, Feb. 1985 to Dec. 1985
10	Donny Moore, Feb. 1988 to March 1988
9	Lamar Wilson, Dec. 1987 to Jan. 1988
8	Ricardo Brown, Dec. 1978 to Jan. 1979
8	Ricardo Brown, Dec. 1979 to Jan. 1980
8	Bryan Parker, March 1993 to Dec. 1993
7	Tony Fuller, Dec. 1978 to Jan. 1979
7	Ricardo Brown, Jan. 1979 to Feb. 1979
7	Jon Korfas, Nov. 1984 to Dec. 1984
7	Tezale Archie, Dec. 1999
7	Jelani Gardner, Feb. 1998 to Nov. 1998
6	Jon Korfas, Jan. 1985 to Feb. 1985
6	Jon Korfas, Dec. 1985 to Jan. 1986
6	Jon Korfas, Feb. 1986
6	Bryan Parker, Dec. 1992
6	Tezale Archie, Dec. 1999 to Jan. 2000
6	Jelani Gardner, Jan. 1998
5	Billy Williams, Jan. 1974
5	Michael Knight, Jan. 1978
5	Mark Wilson, Jan. 1984 to Feb. 1984
5	Donny Moore, Feb. 1987 to March 1987
5	Lamar Wilson, Nov. 1987 to Dec. 1987
5	Bryan Parker, Dec. 1992 to Jan. 1993

SEASON RECORDS

ASSISTS

	G	AST
1. Tezale Archie (1999-00)	34	208
2. Bryan Parker (1992-93)	31	203
3. Ricardo Brown (1978-79)	32	197
4. Jon Korfas (1985-86)	30	187
5. Jon Korfas (1984-85)	32	177
6. Ricardo Brown (1979-80)	28	168
7. Lamar Wilson (1988-89)	33	166
8. Donny Moore (1987-88)	30	164
9. Tony Fuller (1978-79)	32	159
10. Bryan Parker (1993-94)	30	154

ASSIST AVERAGE

	G	AST	AVG
1. Bryan Parker (1992-93)	31	203	6.55
2. Lamar Wilson (1987-88)	17	111	6.53
3. Jon Korfas (1985-86)	30	187	6.23
4. Ricardo Brown (1978-79)	32	197	6.16
5. Tezale Archie (1999-00)	34	208	6.12
6. Ricardo Brown (1979-80)	28	168	6.00
7. Jon Korfas (1984-85)	32	177	5.53
8. Mark Wilson (1982-83)	23	127	5.52
9. Donny Moore (1987-88)	30	164	5.47
10. Jelani Gardner (1997-98)	27	145	5.37

CONFERENCE SEASON RECORDS

ASSISTS

	G	AST
1. Ricardo Brown (1979-80)	16	107
Jon Korfas (1985-86)	14	107
3. Donny Moore (1987-88)	14	103
4. Ricardo Brown (1978-79)	14	89
5. Jelani Gardner (1997-98)	14	86
6. Tony Fuller (1978-79)	14	79
7. Doug Christie (1990-91)	14	74
Bryan Parker (1992-93)	14	74
9. Lamar Wilson (1988-89)	14	73
10. Bird Averitt (1972-73)	14	72

ASSIST AVERAGE

	G	AST	AVG
1. Jon Korfas (1985-86)	14	107	7.64
2. Donny Moore (1987-88)	14	103	7.36
3. Ricardo Brown (1979-80)	16	107	6.69
4. Ricardo Brown (1978-79)	14	89	6.36
5. Jelani Gardner (1997-98)	14	86	6.14
6. Jon Korfas (1984-85)	12	68	5.67
7. Tony Fuller (1978-79)	14	79	5.64
8. Mark Wilson (1983-84)	12	67	5.58
9. Doug Christie (1990-91)	14	74	5.29
Bryan Parker (1992-93)	14	74	5.29


CAREER RECORDS

ASSISTS


	G	AST
1. Mark Wilson (1981-84)	108	450
2. Jon Korfas (1984-86)	90	438
3. Doug Christie (1990-92)	87	395
4. Tezale Archie (1996-00)	119	379
5. Dane Suttle (1980-83)	105	372
6. Ricardo Brown (1979-80)	60	365
7. Damin Lopez (1990-94)	96	363
8. Bryan Parker (1993-94)	61	357
9. Lamar Wilson (1985-89)	105	342
10. Dwayne Polee (1984-86)	89	330

ASSIST AVERAGE

	G	AST	AVG
1. Ricardo Brown (1979-80)	60	365	6.08
2. Bryan Parker (1993-94)	61	357	5.85
3. Jelani Gardner (1998-99)	59	292	4.95
4. Jon Korfas (1984-86)	90	438	4.87
5. Donny Moore (1987-88)	58	277	4.78
6. Doug Christie (1990-92)	87	395	4.54
7. Mark Wilson (1981-84)	107	450	4.21
7. Michael Knight (1977-78)	52	221	4.25
8. Tony Fuller (1979-80)	60	247	4.12
10. Art Allen (1975-77)	51	208	4.08



MARK WILSON



TEZALE ARCHIE

STATISTICAL NOTE

Assist records were first kept in the 1971-72 season. Single-game and WCC records are only complete since the 1972-73 season.

PEPPERDINE BASKETBALL

BLOCKED SHOT RECORDS

GAME RECORDS

BLOCKED SHOTS

11	Jarrad Henry vs. Portland, 2/5/2007, H
10	Cedric Suitt vs. San Diego, 1/26/2002, A
9	Anthony Frederick vs. Santa Clara, 1/24/1985, A
8	Anthony Frederick vs. Hawaii Pacific, 11/25/1984, A
8	Cedric Suitt vs. Saint Mary's, 3/3/2002, N
8	Russell Hicks vs. Portland, 2/12/2005, H
7	Anthony Frederick vs. Gonzaga, 2/2/1985, H
6	Orlando Phillips vs. So. Calif. Coll., 11/26/1982, H
6	Victor Anger vs. Seattle Pacific, 12/10/1982, H
6	Anthony Frederick vs. Portland, 2/21/1986, H
6	Geoff Lear vs. Saint Mary's, 2/1/1991, H
6	Dana Jones vs. Santa Clara, 1/14/1994, H
6	Gavin dan der Putten vs. CSUN, 12/5/1995, A
6	Cedric Suitt vs. Santa Clara, 2/10/2001, A
6	Malcolm Thomas vs. San Diego, 2/4/2008, H

CONSECUTIVE GAMES WITH A BLOCK

23	Anthony Frederick, Nov. 1984 to Feb. 1985
16	Orlando Phillips, Dec. 1981 to Feb. 1982
14	Cedric Suitt, Dec. 2001 to Feb. 2002
13	Russell Hicks, Jan. 2005 to March 2005
11	Bryan Hill, Dec. 1995 to Feb. 1996
11	Cedric Suitt, Jan. 2000 to Feb. 2000
10	Orlando Phillips, Jan. 1983 to March 1983
10	Michael Cumberland, Feb. 1987 to March 1987
10	Geoff Lear, Jan. 1991 to Feb. 1991
10	Malcolm Thomas, Nov. 2007 to Dec. 2007

CONSECUTIVE GAMES WITH MULTIPLE BLOCKS

10	Orlando Phillips, Dec. 1981 to Jan. 1982
9	Cedric Suitt, Jan. 2002 to Feb. 2002
8	Anthony Frederick, Feb. 1985 to Nov. 1985
6	Anthony Frederick, Dec. 1984 to Jan. 1985
6	Doug Christie, Feb. 1990
6	Cedric Suitt, Feb. 2002 to March 2002
6	Jarrad Henry, Nov. 2006 to Dec. 2006
5	Victor Anger, Feb. 1984 to March 1984
5	Anthony Frederick, Jan. 1986
5	Casey Crawford, Feb. 1988
5	Cedric Suitt, Nov. 2001 to Dec. 2001



ANTHONY FREDERICK

STATISTICAL NOTE

Blocked shot records are complete since the 1977-78 season, when it was first kept as an official statistic.

SEASON RECORDS

BLOCKED SHOTS

	G	BLK
1. Cedric Suitt (2001-02)	31	96
2. Anthony Frederick (1984-85)	32	82
3. Jarrad Henry (2006-07)	31	68
4. Malcolm Thomas (2007-08)	32	64
5. Anthony Frederick (1985-86)	30	63
6. Geoff Lear (1990-91)	31	60
7. Victor Anger (1983-84)	27	56
8. Orlando Phillips (1982-83)	29	50
9. Orlando Phillips (1981-82)	24	48
10. Russell Hicks (2004-05)	30	48
11. Cedric Suitt (1999-00)	33	47

BLOCKED SHOT AVERAGE

	G	BLK	AVG
1. Cedric Suitt (2001-02)	31	96	3.10
2. Anthony Frederick (1984-85)	32	82	2.56
3. Jarrad Henry (2006-07)	31	68	2.19
4. Anthony Frederick (1985-86)	30	63	2.10
5. Victor Anger (1983-84)	27	56	2.07
6. Malcolm Thomas (2007-08)	32	64	2.00
7. Geoff Lear (1990-91)	31	60	1.94
8. Orlando Phillips (1982-83)	29	50	1.72
9. Orlando Phillips (1981-82)	29	48	1.66
10. Russell Hicks (2004-05)	30	48	1.60


CONFERENCE SEASON RECORDS

BLOCKED SHOTS

	G	BLK
1. Cedric Suitt (2001-02)	14	49
2. Anthony Frederick (1985-86)	14	36
3. Anthony Frederick (1984-85)	12	35
4. Geoff Lear (1990-91)	14	34
5. Russell Hicks (2004-05)	13	34
6. Jarrad Henry (2006-07)	14	30
7. Malcolm Thomas (2007-08)	14	29
8. Victor Anger (1983-84)	12	28
9. Casey Crawford (1987-88)	14	27
10. Dana Jones (1993-94)	14	26

BLOCKED SHOT AVERAGE

	G	BLK	AVG
1. Cedric Suitt (2001-02)	14	49	3.50
2. Anthony Frederick (1984-85)	12	35	2.92
3. Russell Hicks (2004-05)	13	34	2.62
4. Anthony Frederick (1985-86)	14	36	2.57
5. Geoff Lear (1990-91)	14	34	2.43
6. Victor Anger (1983-84)	12	28	2.33
7. Jarrad Henry (2006-07)	14	30	2.14
8. Malcolm Thomas (2007-08)	14	29	2.07
9. Casey Crawford (1987-88)	14	27	1.93
10. Dana Jones (1993-94)	14	26	1.86



JARRAD HENRY

CAREER RECORDS

BLOCKED SHOTS

	G	BLK
1. Cedric Suitt (1998-02)	106	182
2. Geoff Lear (1988-92)	123	152
3. Anthony Frederick (1984-86)	62	145
4. Victor Anger (1980-84)	113	138
5. Jarrad Henry (2004-08)	90	120
6. Dana Jones (1990-94)	121	118
7. Casey Crawford (1986-89)	91	104
8. Orlando Phillips (1981-83)	58	98
9. Dexter Howard (1986-90)	120	95
10. Doug Christie (1989-92)	87	85

BLOCKED SHOT AVERAGE

	G	BLK	AVG
1. Anthony Frederick (1984-86)	62	145	2.34
2. Cedric Suitt (1998-02)	106	182	1.72
3. Orlando Phillips (1981-83)	58	98	1.69
4. Russell Hicks (2004-06)	46	63	1.37
5. Jarrad Henry (2004-07)	90	120	1.33
6. Geoff Lear (1988-92)	123	152	1.24
7. Victor Anger (1980-84)	113	138	1.22
8. Casey Crawford (1986-89)	91	104	1.14
9. Brett Barnett (1979-81)	41	42	1.02
10. Doug Christie (1989-92)	87	85	0.98



CEDRIC SUITT

STEAL RECORDS

GAME RECORDS

STEALS


9	Dana Jones vs. San Francisco, 2/18/1994, A
8	Michael Knight vs. LMU, 12/10/1977, H
7	Michael Knight vs. UC Riverside, 12/15/1977, A
7	Michael Knight vs. Santa Clara, 2/11/1978, H
6	Michael Knight vs. UNLV, 11/29/1977, H
6	Doug Hopkins vs. UC Riverside, 12/15/1977, A
6	Bill Sadler vs. Northland, 1/2/1982, H
6	Dwayne Polee vs. Abilene Christian, 12/2/1983, H
6	Mark Wilson vs. Saint Mary's, 2/18/1984, A
6	Craig Davis vs. Loyola Marymount, 2/20/1988, A
6	Doug Christie vs. San Diego, 1/11/1991, H
6	Jelani Gardner vs. Long Beach St., 11/21/1998, A
6	Brandon Armstrong vs. Indiana, 3/17/2000, N

CONSECUTIVE GAMES WITH A STEAL

36	Bryan Parker, Jan. 1993 to Feb. 1994
24	Dana Jones, Jan. 1993 to Dec. 1993
20	Tezale Archie, Feb. 1999 to Jan. 2000
17	Brandon Armstrong, Dec. 1999 to Feb. 2000
16	Chase Griffin, Nov. 2006 to Jan. 2007
16	Tyrone Shelley, Dec. 2007 to Feb. 2008
15	Dwayne Polee, Feb. 1985 to Dec. 1985
15	Jimmy Miggins, Dec. 2002 to Feb. 2003
14	Michael Knight, Nov. 1977 to Jan. 1978
14	Tony Fuller, Nov. 1978 to Jan. 1979
14	Dexter Howard, Feb. 1998 to Dec. 1998
14	Alex Acker, Dec. 2002 to Feb. 2003

CONSECUTIVE GAMES WITH MULTIPLE STEALS

12	Bryan Parker, Jan. 1993 to March 1993
8	Bryan Parker, Jan. 1994 to Feb. 1994
7	Michael Knight, Nov. 1977 to Dec. 1977
7	Michael Knight, Jan. 1978 to Feb. 1978
7	Craig Davis, Jan. 1990 to Feb. 1990
7	Alex Acker, Feb. 2004 to March 2004
7	Rico Tucker, Feb. 2008
6	Dwayne Polee, Feb. 1985 to March 1985
6	Doug Christie, Feb. 1991 to Nov. 1991
6	Brandon Armstrong, Jan. 2000 to Feb. 2000
6	Micah McKinney, Dec. 2000



BRYAN PARKER

STATISTICAL NOTE

Steal records are complete since the 1977-78 season, when it was first kept as an official statistic.

SEASON RECORDS

STEALS

	G	STL
1. Michael Knight (1977-78)	26	87
2. Dana Jones (1993-94)	30	75
3. Tezale Archie (1999-00)	34	73
4. Bryan Parker (1992-93)	31	71
5. Rico Tucker (2007-08)	29	65
6. Brandon Armstrong (1999-00)	34	64
7. Doug Christie (1990-91)	28	62
8. Doug Christie (1991-92)	31	62
9. Marvin Lea (2006-07)	31	62
10. Ricardo Brown (1978-79)	32	60

STEAL AVERAGE

	G	STL	AVG
1. Michael Knight (1977-78)	26	87	3.35
2. Dana Jones (1993-94)	30	75	2.50
3. Bryan Parker (1992-93)	31	71	2.29
4. Rico Tucker (2007-08)	29	65	2.24
5. Doug Christie (1990-91)	28	62	2.21
6. Tezale Archie (1999-00)	34	73	2.15
7. Doug Christie (1991-92)	31	62	2.00
8. Marvin Lea (2006-07)	31	62	2.00
9. Bryan Parker (1993-94)	30	59	1.97
10. Brandon Armstrong (1999-00)	34	64	1.88


CONFERENCE SEASON RECORDS

STEALS

	G	STL
1. Michael Knight (1977-78)	14	41
2. Dana Jones (1993-94)	14	38
3. Doug Christie (1990-91)	14	36
4. Tezale Archie (1999-00)	14	33
5. Derrick Anderson (2000-01)	14	33
6. Rico Tucker (2007-08)	13	31
7. Bryan Parker (1993-94)	14	30
8. seven tied		28

STEAL AVERAGE

	G	STL	AVG
1. Michael Knight (1977-78)	14	41	2.93
2. Dana Jones (1993-94)	14	38	2.71
3. Doug Christie (1990-91)	14	36	2.57
4. Rico Tucker (2007-08)	13	31	2.38
5. Tezale Archie (1999-00)	14	33	2.36
6. Derrick Anderson (2000-01)	14	33	2.36
7. Mark Wilson (1983-84)	12	27	2.25
8. Alex Acker (2003-04)	12	26	2.17
9. Bryan Parker (1993-94)	14	30	2.14
10. seven tied			2.00



MICHAEL KNIGHT


CAREER RECORDS

STEALS

	G	STL
1. Dana Jones (1991-94)	121	211
2. Craig Davis (1987-90)	121	172
3. Doug Christie (1990-92)	87	168
4. Mychel Thompson (2008-11)	128	145
5. Kelvin Gibbs (1998-01)	124	141
6. Tezale Archie (1996-00)	119	140
7. Mark Wilson (1981-84)	108	135
8. Alex Acker (2003-05)	88	133
9. Bryan Parker (1993-94)	61	129
10. Dwayne Polee (1984-86)	89	123

STEAL AVERAGE

	G	STL	AVG
1. Bryan Parker (1993-94)	61	129	2.11
2. Doug Christie (1990-92)	87	168	1.93
3. Dana Jones (1991-94)	121	211	1.74
4. Michael Knight (1977-78)	52	90	1.73
5. Brandon Armstrong (2000-01)	65	110	1.69
6. Jelani Gardner (1998-99)	59	90	1.53
7. Alex Acker (2003-05)	88	133	1.51
8. Ricardo Brown (1979-80)	60	89	1.48
9. Rico Tucker (2008-09)	54	80	1.48
10. Craig Davis (1987-90)	121	172	1.42



DOUG CHRISTIE

PEPPERDINE BASKETBALL

PARTICIPATION RECORDS

SEASON RECORDS

MINUTES

	G	MIN
1. Alex Acker (2004-05)	31	1,152
2. Levy Middlebrooks (1987-88)	30	1,147
3. Ricardo Brown (1978-79)	32	1,129
4. Geoff Lear (1990-91)	31	1,113
5. Dana Jones (1992-93)	31	1,110
6. Jon Korfas (1984-85)	32	1,108
7. Tezale Archie (1999-00)	34	1,103
8. Ollie Matson (1978-79)	32	1,088
9. Geoff Lear (1991-92)	31	1,081
10. Damin Lopez (1993-94)	30	1,079

MINUTES AVERAGE

	G	MIN	AVG
1. Levy Middlebrooks (1987-88)	30	1,147	38.23
2. Ricardo Brown (1979-80)	28	1,057	37.75
3. Alex Acker (2004-05)	31	1,152	37.16
4. Tony Fuller (1979-80)	28	1,036	37.00
5. Damin Lopez (1992-93)	21	770	36.67
6. Damin Lopez (1993-94)	30	1,079	35.97
7. Geoff Lear (1990-91)	31	1,113	35.90
8. Dana Jones (1992-93)	31	1,110	35.81
9. Terrance Johnson (2002-03)	28	1,002	35.79
10. Tom Lewis (1987-88)	30	1,073	35.77

CONFERENCE SEASON RECORDS

MINUTES

	G	MIN
1. Ricardo Brown (1979-80)	16	602
2. Tony Fuller (1979-80)	16	596
3. Dana Jones (1992-93)	14	539
4. Levy Middlebrooks (1987-88)	14	531
5. Eric White (1986-87)	14	528
6. Bryan Parker (1992-93)	14	525
7. Ricardo Brown (1978-79)	14	523
8. Alex Acker (2002-03)	14	511
9. Art Allen (1974-75)	14	507
Gerald Brown (1995-96)	14	507

MINUTES AVERAGE

	G	MIN	AVG
1. Dennis Johnson (1975-76)	12	467	38.92
2. Dana Jones (1992-93)	14	539	38.50
3. Levy Middlebrooks (1987-88)	14	531	37.93
4. Eric White (1986-87)	14	528	37.71
5. Ricardo Brown (1979-80)	16	602	37.63
6. Bryan Parker (1992-93)	14	525	37.50
7. Ricardo Brown (1978-79)	14	523	37.36
8. Tony Fuller (1979-80)	16	596	37.25
9. Alex Acker (2002-03)	14	511	36.50
10. Jon Korfas (1984-85)	12	435	36.25

CAREER RECORDS

GAMES PLAYED

	G
1. Mychel Thompson (2008-11)	128
2. Kelvin Gibbs (1998-01)	124
3. Geoff Lear (1989-92)	123
4. Levy Middlebrooks (1985-88)	121
Craig Davis (1987-90)	121
Dana Jones (1991-94)	121
Derek Noether (1991-94)	121
8. Dexter Howard (1987-90)	120
Tezale Archie (1996-00)	120
10. Rick Welch (1989-92)	118
Tommie Prince (1997-00)	118

GAMES STARTED


	G	GS
1. Levy Middlebrooks (1985-88)	121	121
2. Tommie Prince (1997-00)	118	118
3. Dana Jones (1991-94)	121	117
4. Kelvin Gibbs (1998-01)	124	114
Mychel Thompson (2008-11)	128	114
6. Craig Davis (1987-90)	121	112
7. Dick Skophammer (1973-76)	102	102
8. Scott McCollum (1980-84)	111	98
9. Derek Noether (1991-94)	121	97
10. Victor Anger (1981-84)	113	96

MINUTES PLAYED


	G	MIN
1. Dana Jones (1991-94)	121	4,178
2. Levy Middlebrooks (1985-88)	121	3,983
3. Mychel Thompson (2008-11)	128	3,722
4. Geoff Lear (1989-92)	123	3,717
5. Craig Davis (1987-90)	121	3,636
6. Eric White (1984-87)	117	3,573
7. Tommie Prince (1997-00)	118	3,480
8. Victor Anger (1981-84)	113	3,456
9. Damin Lopez (1990-94)	117	3,317
10. Kelvin Gibbs (1998-01)	124	3,267

MINUTES AVERAGE


	G	MIN	AVG
1. Ricardo Brown (1979-80)	60	2,186	36.43
2. Tony Fuller (1979-80)	60	2,112	35.20
3. Dana Jones (1991-94)	121	4,178	34.53
4. Alex Acker (2003-05)	88	3,023	34.35
5. Flintie Ray Williams (1976-77)	52	1,783	34.29
6. Jimmy Miggins (2002-03)	58	1,966	33.90
7. Art Allen (1975-77)	51	1,703	33.39
8. Orlando Phillips (1982-83)	58	1,918	33.07
9. Levy Middlebrooks (1985-88)	121	3,983	32.92
10. Marcos Leite (1974-76)	60	1,960	32.67




KELVIN GIBBS



DENNIS JOHNSON



ALEX ACKER



RICARDO BROWN

STATISTICAL NOTE

Games played were first kept in the 1950-51 season. Games started are available since 1972-73. Minutes date back to the 1973-74 season.

DOUBLE-DOUBLE RECORDS

GAME RECORDS

CONSECUTIVE GAMES WITH A DOUBLE-DOUBLE

6	Ray Ellis, Jan. 1978 to Feb. 1978
6	Orlando Phillips, Jan. 1983 to Feb. 1983
6	Geoff Lear, Feb. 1990
5	Marcos Leite, Jan. 1975
5	Ollie Matson, Jan. 1979
5	Levy Middlebrooks, Jan. 1987
5	Levy Middlebrooks, Nov. 1987 to Dec. 1987
4	Dick Skophammer, Jan. 1973 to Feb. 1973
4	Marcos Leite, Feb. 1974
4	Ollie Matson, Feb. 1975 to Nov. 1975
4	Dick Skophammer, Feb. 1975 to Dec. 1975
4	Marcos Leite, Feb. 1976
4	Orlando Phillips, Jan. 1982
4	Levy Middlebrooks, Dec. 1987 to Jan. 1988
4	Geoff Lear, Nov. 1990 to Dec. 1990
4	Geoff Lear, Feb. 1991
4	Dana Jones, Jan. 1994 to Feb. 1994
4	Glen McGowan, Dec. 2004 to Jan. 2005

SEASON RECORDS


DOUBLE-DOUBLES

	G	D-D
1. Levy Middlebrooks (1987-88)	30	19
2. Geoff Lear (1990-91)	31	18
3. Dana Jones (1993-94)	30	15
4. Dana Jones (1992-93)	31	14
5. Marcos Leite (1975-76)	26	13
Orlando Phillips (1982-83)	29	13
Levy Middlebrooks (1986-87)	29	13
8. Marcos Leite (1974-75)	19	12
Ray Ellis (1977-78)	24	12
Orlando Phillips (1981-82)	29	12
Geoff Lear (1989-90)	28	12

CAREER RECORDS

DOUBLE-DOUBLES

	G	D-D
1. Dana Jones (1991-94)	121	39
2. Ollie Matson (1975-79)	100	36
Levy Middlebrooks (1985-88)	121	36
Geoff Lear (1989-92)	123	36
5. Marcos Leite (1974-76)	60	33
6. Ray Ellis (1976-79)	105	27
7. Dick Skophammer (1973-76)	102	26
8. Orlando Phillips (1982-83)	58	25
9. Eric White (1984-87)	117	24
10. Kelvin Gibbs (1998-01)	124	20



RAY ELLIS

STATISTICAL NOTE

Double-double statistics are currently available beginning with the 1972-73 season.

TOP PERFORMANCES

TRIPLE-DOUBLE

Doug Christie (21-10-11) vs. Saint Mary's, 2/1/1991, H

40 POINTS - 20 REBOUNDS

Levy Middlebrooks (40-25) vs. LMU, 2/20/1988, A

30 POINTS - 20 REBOUNDS

Dick Skophammer (32-24) vs. Portland, 12/29/1973, H
Glen McGowan (31-22) vs. Colorado State, 1/3/2005, H

30 POINTS - 10 REBOUNDS

Allan Jones (31-13) vs. Pacific, 12/15/1973, A
Marcos Leite (32-18) vs. Saint Mary's, 2/16/1974, H
Ray Ellis (38-15) vs. Texas-Arlington, 12/9/1977, H
Bill Sadler (31-11) vs. Saint Mary's, 2/14/1981, H
Orlando Phillips (31-12) vs. LMU, 1/30/1982, H
Orlando Phillips (31-16) vs. San Diego, 2/25/1983, H
Eric White (32-15) vs. Loyola Marymount, 1/24/1987, H
Dexter Howard (33-11) vs. UC Irvine, 12/10/1988, A
Dexter Howard (35-10) vs. LMU, 2/14/1990, A
Geoff Lear (32-14) vs. Saint Mary's, 3/4/1991, N
Dana Jones (31-14) vs. Portland, 2/4/1994, H
Yakhouba Diawara (30-10) vs. St. Mary's, 1/29/2004, H
Yakhouba Diawara (30-10) vs. Ark. St., 12/22/2004, N
Mychel Thompson (31-10) vs. USF, 2/24/2011, A

25 POINTS - 10 REBOUNDS

Allan Jones (28-14) vs. Evansville, 12/8/1973, A
Marcos Leite (26-11) vs. LMU, 2/5/1974, H
Marcos Leite (27-17) vs. Hastings, 12/3/1974, H
Dick Skophammer (27-10) vs. Memphis, 12/21/1974, H
Art Allen (29-10) vs. Grace, 1/6/1975, H
Marcos Leite (26-10) vs. Saint Mary's, 1/16/1975, A
Marcos Leite (28-13) vs. Seattle, 1/18/1975, A
Marcos Leite (25-16) vs. LMU, 2/8/1975, A
Marcos Leite (29-11) vs. Mount Marty, 12/13/1975, H
Dick Skophammer (25-12) vs. UNLV, 1/30/1976, A
Marcos Leite (25-10) vs. LMU, 2/10/1976, H
Marcos Leite (29-14) vs. Santa Clara, 2/28/1976, A
Marcos Leite (28-15) vs. San Francisco, 3/6/1976, A
Ollie Matson (29-16) vs. Santa Clara, 1/5/1979, H
Ollie Matson (26-10) vs. Centenary, 2/26/1979, H
Tony Fuller (26-11) vs. Kansas, 12/27/1979, H
Tony Fuller (29-11) vs. Santa Clara, 3/1/1980, H
Bill Sadler (26-10) vs. San Francisco, 3/9/1981, N
Orlando Phillips (25-11) vs. Portland, 2/4/1982, A
Orlando Phillips (26-13) vs. LMU, 3/4/1982, A
Orlando Phillips (28-10) vs. Bethany Naz., 1/3/1983, H
Scott McCollum (25-12) vs. Missouri-KC, 1/12/1984, H
Eric White (28-12) vs. Portland, 2/16/1985, A
Eric White (26-13) vs. Duke, 3/15/1985, N
Eric White (27-12) vs. UC Irvine, 12/20/1986, A
Eric White (28-13) vs. San Diego, 1/31/1987, A
Levy Middlebrooks (27-13) vs. LMU, 1/24/1987, H
Levy Middlebrooks (28-12) vs. UC Irvine, 12/1/1987, H
Levy Middlebrooks (26-10) vs. Nevada, 12/3/1987, H
Levy Middlebrooks (28-12) vs. Portland, 1/23/1988, A
Levy Middlebrooks (26-11) vs. Santa Clara, 2/5/1988, A
Tom Lewis (28-10) vs. New Mexico, 3/17/1988, A
Dexter Howard (27-12) vs. LMU, 1/25/1989, H
Tom Lewis (25-12) vs. LMU, 1/25/1989, H
Geoff Lear (25-10) vs. UC Irvine, 12/19/1989, H
Geoff Lear (25-10) vs. LMU, 1/16/1991, H
Geoff Lear (27-11) vs. Portland, 2/16/1991, H
Geoff Lear (29-13) vs. Santa Clara, 2/21/1991, A
Geoff Lear (25-15) vs. Portland, 3/2/1991, N
Geoff Lear (27-11) vs. Portland, 1/18/1992, A
Geoff Lear (28-10) vs. San Diego, 2/13/1992, A
Dana Jones (25-13) vs. Gonzaga, 1/15/1993, H
Dana Jones (27-13) vs. Saint Mary's, 3/5/1994, N
Alex Acker (29-12) vs. Ark.-Little Rock, 12/28/2002, N
Glen McGowan (28-13) vs. Portland, 2/7/2004, A
Glen McGowan (27-13) vs. UNLV, 12/8/2004, H
Glen McGowan (26-12) vs. California, 12/23/2004, A
Glen McGowan (27-13) vs. Santa Clara, 2/17/2005, A

20 POINTS - 20 REBOUNDS

Marcos Leite (22-21) vs. Nevada, 3/2/1974, H
Marcos Leite (20-20) vs. Santa Clara, 1/30/1975, A

10 POINTS - 20 REBOUNDS

Dick Skophammer (11-24) vs. Neb.-Omaha, 1/5/1976, H
Bryan Hill (13-21) vs. Portland, 1/23/1997, A

40 POINTS - 10 ASSISTS


William Averitt (47-10) vs. Saint Mary's, 2/3/1973, H

30 POINTS - 10 ASSISTS

Art Allen (31-11) vs. Moorhead State, 12/23/1974, H
Dane Suttle (33-11) vs. LMU, 3/10/1983, H

20 POINTS - 10 ASSISTS

Art Allen (25-10) vs. Memphis State, 12/21/1974, H
Tony Fuller (24-10) vs. LMU, 1/19/1979, H
Ricardo Brown (21-12) vs. Santa Clara, 1/5/1979, H
Ricardo Brown (23-11) vs. Oklahoma, 12/19/1979, H
Ricardo Brown (22-10) vs. UALR, 12/21/1979, N
Ricardo Brown (27-10) vs. Kansas, 12/27/1979, H
Ricardo Brown (20-12) vs. Saint Mary's, 1/5/1980, A
Ricardo Brown (22-12) vs. Seattle, 2/1/1980, H
Dane Suttle (23-12) vs. LMU, 2/7/1981, H
Dane Suttle (27-10) vs. San Francisco, 2/13/1981, H
Doug Christie (24-10) vs. LMU, 1/19/1991, A
Doug Christie (28-10) vs. Montana, 12/14/1991, H
Lorne Jackson (23-10) vs. Seattle, 1/2/2011, H



LEVY MIDDLEBROOKS

PEPPERDINE BASKETBALL

TEAM SINGLE-GAME RECORDS

PEPPERDINE	POINTS	OPPONENT
131 vs. Loyola Marymount, 2/17/1990		142 by Loyola Marymount, 2/20/1988
129 vs. U.S. International, 1/7/1986		131 by Loyola Marymount, 2/14/1990
127 at Loyola Marymount, 2/20/1988		123 by UNLV, 2/19/1975
119 vs. So. Calif. College, 1/20/1967		123 by Loyola Marymount, 2/17/1990
118, twice (last vs. Hope International, 1/8/2008)		121 by Florida State, 1/2/1970
68 vs. Hope International, 1/8/2008	FIRST-HALF POINTS	67 by Loyola Marymount, 2/14/1990
66 vs. U.S. International, 1/7/1986		62 by UNLV, 2/19/1975
65 at Loyola Marymount, 2/20/1988		61 by Loyola Marymount, 3/5/1989
72 vs. Moorhead State, 12/23/1974	SECOND-HALF POINTS	82 by Loyola Marymount, 2/20/1988
71 vs. Loyola Marymount, 2/17/1990		69 by Southwestern Louisiana, 12/8/1978
70 at Loyola Marymount, 2/14/1990		66 by Loyola Marymount, 2/17/1990
+53 vs. Long Beach State, 1/23/1954 (101-48)	MARGIN OF VICTORY	+61 by Iowa, 12/2/1965 (50-111)
+51 vs. Northland, 1/2/1982 (110-59)		+51 by Utah, 12/1/1966 (64-115)
+48 vs. Portland, 12/20/1975 (101-53)		+50 by Saint Mary's, 1/17/2009 (46-96)
52 vs. U.S. International, 1/7/1986	FIELD GOALS MADE	54 by UNLV, 2/19/1975
51, several (last at Loyola Marymount, 2/20/1988)		51 by UNLV, 3/5/1977
		51 by Loyola Marymount, 2/20/1988
96 vs. Portland State, 12/15/1978	FIELD GOALS ATTEMPTED	104 by UNLV, 1/30/1976
95 vs. Saint Mary's, 2/3/1973		102 by UNLV, 2/6/1976
94, several (last vs. UC Santa Barbara, 12/1/1978)		101 by UNLV, 12/5/1977
.745 vs. Kansas, 12/27/1979 (35-47)	FIELD GOAL PERCENTAGE (HIGH)	.719 by Santa Clara, 1/4/1980 (46-64)
.684 at San Francisco, 2/27/1982 (39-57)		.667, several (last by Santa Clara, 1/21/2008, 36-54)
.683 vs. Saint Mary's, 2/5/1983 (28-41)		
.233 at Portland, 2/19/2009 (14-60)	FIELD GOAL PERCENTAGE (LOW)	.215 by Nebraska-Omaha, 12/3/1990 (14-65)
.255 vs. San Diego, 1/30/2010 (13-51)		.228 by Santa Clara, 2/26/1994 (13-57)
.267 at Arizona State, 11/23/2008 (12-45)		.231 by Lehigh, 1/3/2000 (12-52)
21 vs. Nicholls State, 11/14/2006	THREE-POINTERS MADE	17 by Saint Mary's, 2/18/2008
17 vs. Santa Clara, 2/23/2002		17 by Portland State, 12/13/2009
16, twice (last vs. Hope International, 1/8/2008)		16 by Hope International, 1/8/2008
43 vs. Nicholls State, 11/14/2006	THREE-POINTERS ATTEMPTED	40 by Troy, 12/28/2004
40 vs. UC Santa Barbara, 11/21/2006		40 by Hope International, 1/8/2008
40 at Portland, 1/6/2007		35 by California Baptist, 12/10/2009
.714 at San Jose State, 12/23/1995 (10-14)	THREE-POINT PERCENTAGE (minimum 10 made)	.769 by Santa Clara, 2/28/1999 (10-13)
.706 at Long Beach State, 11/23/2004 (12-17)		.714 by Utah, 12/1/2001 (10-14)
.684 vs. West Virginia, 12/30/2001 (13-19)		.688 by San Francisco, 1/22/2000 (11-16)
42 vs. Northeastern, 12/18/1988	FREE THROWS MADE	38 by Nebraska, 12/2/1989
40 at Portland, 1/28/84		36 by Wyoming, 11/29/2009
36, twice (last vs. San Diego, 3/4/2011)		35 by Weber State, 11/22/1996
57 at Jacksonville, 11/23/1991	FREE THROWS ATTEMPTED	51 by Wyoming, 11/29/2009
53 at Portland, 1/28/84		48 by Nebraska, 12/2/1989
50 vs. Northeastern, 12/18/1988		48 by Loyola Marymount, 2/11/2006
.926 vs. Saint Mary's, 2/21/1985 (25-27)	FREE THROW PERCENTAGE (minimum 20 made)	1.000 by Pacific, 12/15/1973 (20-20)
.913 at Montana State, 12/18/1982 (21-23)		.952 by San Francisco, 3/1/2003 (20-21)
.909 at Portland, 1/18/1986 (20-22)		.929 by Loyola Marymount, 2/17/1990 (26-28)
81 vs. Portland, 12/20/1975	REBOUNDS	63 by Cincinnati, 12/28/1974
68 vs. Texas-Arlington, 12/9/1977		62 by Nevada, 1/6/1973
68 vs. Portland State, 12/15/1978		61 by San Francisco, 1/14/1977
+43 vs. Portland, 12/20/1975 (81-38)	REBOUND MARGIN	+34 by Gonzaga, 2/9/2008 (26-60)
+38 vs. St. Xavier, 12/30/1976 (61-23)		+29 by Gonzaga, 2/3/2007 (20-49)
+37 vs. Portland, 12/29/1973 (66-29)		+28 by Cal State Northridge, 11/18/2006 (24-52)
36 at Nebraska, 12/2/1989	PERSONAL FOULS	38 by Jacksonville, 11/23/1991
34 at Wyoming, 11/29/2009		37 by Portland, 1/28/1984
33, several (last at Portland, 1/16/2006)		35, twice (last by Loyola Marymount, 2/17/1990)
38 vs. U.S. International, 1/7/1986	ASSISTS	32 by UNLV, 2/19/1975
35 vs. St. Xavier, 12/30/1976		30, several (last by Saint Mary's, 2/14/1981)
33, several (last vs. Tenn.-Chattanooga, 12/5/1989)		
37 vs. St. Xavier, 12/30/1976	TURNOVERS	36 by Grace, 1/6/1975
35 vs. Texas-Arlington, 12/9/1977		36 by Montana State, 12/7/1979
32, twice (last at UNLV, 12/5/1977)		33, twice (last by Lehigh, 1/3/2000)
14 vs. Saint Mary's, 3/3/2002	BLOCKED SHOTS	15 by UCLA, 12/19/1990
14 vs. Portland, 2/5/2007		14 by Saint Mary's, 1/27/2007
13 at Hawaii Pacific, 11/25/1984		12, several (last by Colorado State, 12/10/2005)
22 vs. Northland, 1/2/1982	STEALS	22 by Tulsa, 12/27/1983
21 at UC Riverside, 12/15/1977		21 by Long Beach State, 1/9/1982
20 vs. San Francisco, 2/18/1994		19 by DePaul, 1/9/1986

Single-game records are complete through the 1972-73 season and in some cases go back farther.

OPPONENT SINGLE-GAME RECORDS

POINTS

46	Andrew Toney, Southwestern Louisiana, 12/8/1978, A
42	Quintin Dailey, San Francisco, 2/27/1982, A
41	Jerry Green, UC Irvine, 11/20/2001, A
40	Freeman Williams, Portland State, 1/21/1978, H
40	Jeff Fryer, Loyola Marymount, 2/14/1990, A
40	Paul Marigney, Saint Mary's, 2/29/2004, A

FIELD GOALS MADE

18	Freeman Williams, Portland State, 1/21/1978, H
18	Quintin Dailey, San Francisco, 2/27/1982, A
17	Winford Boynes, San Francisco, 2/10/1978, H
17	Andrew Toney, Southwestern Louisiana, 12/8/1978, A
17	Quintin Dailey, San Francisco, 2/13/1981, H

FIELD GOALS ATTEMPTED

34	Freeman Williams, Portland State, 1/21/1978, H
30	Ricky Ross, Kansas, 12/27/1979, H
29	Miles Robertson, Texas-Arlington, 12/9/1977, H
29	Cedric Ceballos, Cal State Fullerton, 12/6/1988, A
29	Hank Gathers, Loyola Marymount, 2/17/1990, H
29	Ralph Holmes, Cal State Fullerton, 12/4/2002, A

FIELD GOAL PCT.

1.000	John Bryant, Santa Clara, 2/16/2008, 11-11, H
.933	Michael Olowokandi, Pacific, 12/6/1997, 14-15, A
.929	J.P. Batista, Gonzaga, 1/14/2006, 13-14, A
.923	Scott Williams, North Carolina, 1/6/1990, 12-13, A
.917	Victor Lazzaretti, LMU, 2/25/1987, 11-12, A (minimum 10 attempts)

3-POINT FG MADE

9	Tim Pollard, Mississippi Valley State, 12/17/1988, H
9	Jeff Fryer, Loyola Marymount, 2/14/1990, A
9	Dave Calloway, Monmouth, 1/2/1990, H
8	Tony Darden, Long Beach State, 12/2/2002, A
8	Phil Nelson, Portland State, 12/13/2009, H

3-POINT FG ATTEMPTED

18	Tim Pollard, Mississippi Valley State, 12/17/1988, H
16	Peter McKelvey, Portland, 3/7/1992, A
15	Jeff Fryer, Loyola Marymount, 1/29/1989, A
15	Jeff Fryer, Loyola Marymount, 2/14/1990, A
15	Michael Whittiker, CS Dominguez Hills, 11/26/1994, H
15	Sterling Carter, Seattle, 1/2/2011, H

3-POINT FG PCT.

1.000	Trent Shippen, Colorado State, 12/28/1987, 5-5, N
.875	Gabe Rogers, Northern Arizona, 11/28/2010, 7-8, H
.833	many times (5-6) (minimum 5 attempts)

FREE THROWS MADE

16	Greg Goorjian, Loyola Marymount, 3/10/1983, H
15	David Cooke, Saint Mary's, 1/26/1985, A
15	Steve Nash, Santa Clara, 2/25/1995, H
15	Paul Marigney, Saint Mary's, 2/29/2004, A
15	Brandon Worthy, Loyola Marymount, 2/11/2006, A
15	Shawn Lewis, Cal Poly, 12/21/2010, H

FREE THROWS ATTEMPTED

21	Doron Perkins, Santa Clara, 2/14/2004, H
21	Brandon Worthy, Loyola Marymount, 2/11/2006, A
19	Shawn Lewis, Cal Poly, 12/21/2010, H
18	Bob Bartholomew, San Diego, 1/19/1980, H
18	David Cooke, Saint Mary's, 1/26/1985, A

FREE THROW PCT.

1.000	Steve Nash, Santa Clara, 2/25/1995, 15-15, H
1.000	Bo Kimble, Loyola Marymount, 2/17/1990, 14-14, H
1.000	Coky Rochin, Portland, 1/19/2002, 12-12, H
1.000	Jahmar Young, New Mexico St., 12/18/2009, 12-12, H
1.000	Ben Johnson, Northwestern, 1/8/2000, 11-11, A
1.000	Aaron James, Grambling, 1/25/1973, 10-10, N
1.000	Dion Rainey, Southwestern La., 12/8/1978, 10-10, A
1.000	Danny Means, San Diego, 2/6/1987, 10-10, H
1.000	Kelvin Woods, San Diego, 2/13/1992, 10-10, A
1.000	Travis Hansen, Brigham Young, 1/5/2002, 10-10, H
1.000	Donald Wilson, Portland, 2/7/2004, 10-10, A
1.000	Ross Schraeder, UC Irvine, 11/26/2005, 10-10, H (minimum 10 attempts)

REBOUNDS

22	Bill Cartwright, San Francisco, 2/23/1979, A
22	Darryl Johnson, San Francisco, 2/1/1992, A
22	Josh Heytvelt, Gonzaga, 2/3/2007, H
21	Tim Burroughs, Jacksonville, 11/23/1991, A
20	Kurt Rambis, Santa Clara, 1/15/1977, A
20	Danny Granger, Bradley, 11/22/2002, A

ASSISTS

17	Zakee Smith, Cal State Fullerton, 12/4/2002, A
16	Bryan Williams, UC Irvine, 12/20/1984, A
15	Ricky Sobers, UNLV, 2/19/1975, A
15	Mickey McConnell, Saint Mary's, 1/8/2011, H

BLOCKED SHOTS

8	Diamon Simpson, Saint Mary's, 1/27/2007, A
7	Luc Longley, New Mexico, 3/21/1989, A
6	many times

STEALS

9	Johnny High, Nevada, 12/20/1983, H
8	Steve Harris, Tulsa, 12/27/1983, A
8	Alonzo Jamison, Kansas, 1/2/1992, A
7	Tony Windless, Georgia Southern, 12/20/1991, N
7	David Sivulich, Saint Mary's, 3/1/1997, N
7	Drew Schifino, West Virginia, 12/30/2001, N
7	Will Clyburn, Utah, 12/7/2010, A

STATISTICAL NOTE

Opponent single-game records are currently available beginning with the 1972-73 season.

PEPPERDINE BASKETBALL

YEARLY STATISTICAL LEADERS

YEAR	SCORING	REBOUNDS	ASSISTS	BLOCKS	STEALS
1938-39	(13.7) Elmore Price	—	—	—	—
1939-40	—	—	—	—	—
1940-41	—	—	—	—	—
1941-42	(18.1) Pete Fogo	—	—	—	—
1942-43	(18.5) Pete Fogo	—	—	—	—
1943-44	(12.8) Nick Buzolich	—	—	—	—
1944-45	(16.7) Nick Buzolich	—	—	—	—
1945-46	(12.7) Nick Buzolich	—	—	—	—
1946-47	(9.7) Joy Pace	—	—	—	—
1947-48	(12.9) Joy Pace	—	—	—	—
1948-49	(8.8) Hugh Faulkner	—	—	—	—
1949-50	(11.0) John Furlong	—	—	—	—
1950-51	(13.5) John Furlong	(13.2) Hugh Faulkner	—	—	—
1951-52	(14.7) Dick Alvord	(12.0) Bob Morris	—	—	—
1952-53	(18.8) Bob Morris	(8.0) Bob Morris	—	—	—
1953-54	(15.4) Larry Dugan	(9.6) Larry Dugan	—	—	—
1954-55	(17.4) Larry Dugan	(13.6) Larry Dugan	—	—	—
1955-56	(14.6) Ermine Zappa	(9.8) Ermine Zappa	—	—	—
1956-57	(22.0) Mack Taylor	(11.0) John Kasser	—	—	—
1957-58	(18.6) Sterling Forbes**	(10.6) George Taylor	—	—	—
1958-59	(18.4) Sterling Forbes	(11.8) Sterling Forbes	—	—	—
1959-60	(17.7) Sterling Forbes**	(13.0) Sterling Forbes	—	—	—
1960-61	(13.6) Noel Smith	(12.1) Harry Dinnel	—	—	—
1961-62	(16.4) Bob Warlick	(10.9) Harry Dinnel	—	—	—
1962-63	(17.3) Bob Warlick	(13.0) Bob Warlick**	—	—	—
1963-64	(17.8) Roland Betts	(16.0) Roland Betts**	—	—	—
1964-65	(16.4) Roland Betts	(14.9) Roland Betts	—	—	—
1965-66	(20.3) Tandy Holmes	(8.1) Tandy Holmes	—	—	—
1966-67	(17.7) Hal Grant	(10.8) Hal Grant	—	—	—
1967-68	(22.9) Steve Ebey**	(11.0) Hal Grant	—	—	—
1968-69	(16.1) Bob Sands	(9.6) Jacob Davis	—	—	—
1969-70	(19.8) Bob Sands	(10.7) Bob McKenney	—	—	—
1970-71	(16.8) Steve Sims	(9.4) Hiram Peterson	—	—	—
1971-72	(28.9) Bird Averitt**	(9.4) Jeff Hendrix	(3.9) Stanford Williams	—	—
1972-73	(33.9) Bird Averitt**	(10.5) Dick Skophammer	(4.6) Bird Averitt	—	—
1973-74	(14.1) Dick Skophammer	(7.7) Dick Skophammer	(4.3) Billy Williams	—	—
1974-75	(19.7) Marcos Leite	(11.1) Marcos Leite	(4.3) Art Allen	—	—
1975-76	(18.7) Marcos Leite	(10.0) Marcos Leite	(3.7) Flintie Ray Williams	—	—
1976-77	(16.3) Flintie Ray Williams	(8.4) Ray Ellis	(3.9) Art Allen	—	—
1977-78	(16.2) Michael Knight	(11.0) Ray Ellis	(4.5) Michael Knight	(1.1) Ray Ellis	(3.3) Michael Knight
1978-79	(18.0) Ricardo Brown	(9.1) Ray Ellis	(6.2) Ricardo Brown**	(0.9) Ray Ellis	(1.9) Ricardo Brown
1979-80	(19.5) Ricardo Brown	(6.9) Tony Fuller	(6.0) Ricardo Brown	(1.1) Brett Barnett	(1.1) Tony Fuller
1980-81	(18.5) Boot Bond	(7.2) Victor Anger	(3.5) Dane Suttle	(0.8) Dave Netherton	(1.5) Boot Bond
1981-82	(18.4) Boot Bond	(8.7) Orlando Phillips	(4.3) Dane Suttle	(1.7) Orlando Phillips**	(1.0) Mark Wilson
1982-83	(23.4) Dane Suttle	(9.6) Orlando Phillips**	(5.5) Mark Wilson	(1.7) Orlando Phillips**	(1.4) Mark Wilson
1983-84	(13.7) Grant Gondrezick	(7.3) Scott McCollum	(5.3) Mark Wilson	(2.1) Victor Anger**	(1.7) Mark Wilson
1984-85	(15.9) Eric White	(9.2) Eric White	(5.5) Jon Korfas	(2.6) Anthony Frederick**	(1.5) Jon Korfas
1985-86	(15.7) Dwayne Polee	(6.9) Anthony Frederick	(6.2) Jon Korfas	(2.1) Anthony Frederick**	(1.5) Dwayne Polee
1986-87	(19.3) Eric White**	(9.0) Levy Middlebrooks**	(4.0) Donny Moore	(0.9) Michael Cumberland	(0.9) Eric White
1987-88	(22.9) Tom Lewis**	(10.7) Levy Middlebrooks**	(5.5) Donny Moore	(1.5) Casey Crawford	(1.7) Craig Davis
1988-89	(16.2) Tom Lewis	(7.5) Casey Crawford	(5.0) Lamar Wilson	(1.3) Casey Crawford	(1.5) Craig Davis
1989-90	(17.9) Dexter Howard	(8.9) Geoff Lear	(4.0) Doug Christie	(1.2) D. Christie/G. Lear**	(1.8) Craig Davis
1990-91	(19.1) Doug Christie	(9.8) Geoff Lear	(4.8) Doug Christie	(1.9) Geoff Lear**	(2.2) Doug Christie
1991-92	(19.5) Doug Christie	(7.1) Dana Jones	(4.8) Doug Christie	(1.2) Geoff Lear	(2.0) Doug Christie
1992-93	(15.6) Dana Jones	(9.1) Dana Jones**	(6.5) Bryan Parker	(1.2) Dana Jones	(2.3) Bryan Parker
1993-94	(18.4) Dana Jones	(9.7) Dana Jones**	(5.1) Bryan Parker	(1.3) Dana Jones	(2.5) Dana Jones
1994-95	(16.5) Gerald Brown	(5.3) Gavin Van Der Putten	(2.7) Gerald Brown	(0.9) Gavin Van Der Putten	(1.2) Gerald Brown
1995-96	(17.8) Gerald Brown**	(7.3) Bryan Hill	(4.0) Khary Hervey	(1.4) Gavin Van Der Putten**	(1.5) Marques Johnson
1996-97	(14.5) Bryan Hill	(8.1) Bryan Hill**	(2.4) Khary Hervey	(1.0) Marc McDowell	(1.3) Marques Johnson
1997-98	(16.9) Gerald Brown	(6.9) Bryan Hill	(5.4) Jelani Gardner	(0.7) Kelvin Gibbs	(1.9) Jelani Gardner
1998-99	(13.9) Jelani Gardner	(7.3) Kelvin Gibbs	(4.6) Jelani Gardner	(1.1) Kelvin Gibbs	(1.3) Jelani Gardner
1999-00	(14.4) Brandon Armstrong	(7.0) Kelvin Gibbs	(6.1) Tezale Archie	(1.4) Cedric Suitt	(2.1) Tezale Archie**
2000-01	(22.1) Brandon Armstrong**	(8.2) Kelvin Gibbs**	(2.8) Micah McKinney	(1.1) Cedric Suitt	(1.7) Derrick Anderson
2001-02	(14.9) Jimmy Miggins	(7.5) Jimmy Miggins	(3.8) Devin Montgomery	(3.1) Cedric Suitt**	(1.3) Jimmy Miggins
2002-03	(15.4) Jimmy Miggins	(6.3) Boomer Brazzle	(3.7) Jimmy Miggins	(0.7) David Patten	(1.5) Jimmy Miggins
2003-04	(17.8) Glen McGowan	(5.4) Glen McGowan	(4.2) Shaun Davis	(0.7) Derick Grubb	(1.8) Alex Acker
2004-05	(19.2) Glen McGowan	(7.6) Glen McGowan	(3.7) Marvin Lea	(1.6) Russell Hicks	(3.7) Alex Acker
2005-06	(15.5) Tashaan Forehan-Kelly	(5.8) Tashaan Forehan-Kelly	(3.4) Michael Gerrity	(1.3) Jarrad Henry	(1.9) Michael Gerrity
2006-07	(15.7) Chase Griffin	(4.8) Marvin Lea	(3.3) Gregg Barlow	(2.2) Jarrad Henry	(2.0) Marvin Lea
2007-08	(15.1) Tyrone Shelley	(8.8) Malcolm Thomas	(3.2) Rico Tucker	(2.0) Malcolm Thomas	(2.2) Rico Tucker**
2008-09	(12.9) Keion Bell	(6.1) Taylor Darby	(2.2) Taylor Darby	(0.7) Andy Shannon	(1.5) Keion Bell
2009-10	(18.5) Keion Bell	(6.0) Taylor Darby	(3.2) Keion Bell	(0.6) Mychel Thompson	(1.3) Keion Bell
2010-11	(14.6) Mychel Thompson	(5.9) Mychel Thompson	(2.9) Lorne Jackson	(1.0) Mychel Thompson	(1.6) Lorne Jackson

** Led the West Coast Conference. Must have appeared in 2/3 of Pepperdine's games to qualify.

PEPPERDINE BASKETBALL

YEARLY STATISTICAL LEADERS

YEAR	MINUTES	FIELD GOAL PCT.	3-POINTERS MADE	FREE THROWS MADE	DOUBLE-DOUBLES
1938-39	—	—	—	—	—
1939-40	—	—	—	—	—
1940-41	—	—	—	—	—
1941-42	—	—	—	—	—
1942-43	—	—	—	—	—
1943-44	—	—	—	—	—
1944-45	—	—	—	—	—
1945-46	—	—	—	—	—
1946-47	—	—	—	—	—
1947-48	—	—	—	—	—
1948-49	—	—	—	—	—
1949-50	—	—	—	—	—
1950-51	—	(.452) John Furlong	—	(112) John Furlong	—
1951-52	—	(.464) Dick Alvord	—	(80) Ken Milo	—
1952-53	—	(.411) Larry Dugan	—	(84) Ron Faulkner	—
1953-54	—	(.423) Bill Barnes	—	(93) Larry Dugan	—
1954-55	—	(.438) Larry Dugan	—	(91) Larry Dugan	—
1955-56	—	(.413) Ermine Zappa	—	(103) Ermine Zappa	—
1956-57	—	(.424) John Rettberg	—	(144) Mack Taylor	—
1957-58	—	(.439) Sterling Forbes	—	(124) Sterling Forbes	—
1958-59	—	(.453) Sterling Forbes	—	(99) Sterling Forbes	—
1959-60	—	(.480) Sterling Forbes	—	(98) Sterling Forbes	—
1960-61	—	(.440) Harry Dinnel	—	(110) Noel Smith	—
1961-62	—	(.453) Tim Tift	—	(90) Dinnel/Warlick	—
1962-63	—	(.446) Bob Warlick	—	(101) Harry Dinnel	—
1963-64	—	(.451) William Smith	—	(115) Roland Betts	—
1964-65	—	(.473) Gene Low	—	(72) Roland Betts	—
1965-66	—	(.520) Tandy Holmes	—	(121) Tandy Holmes	—
1966-67	—	(.496) Steve Ebey	—	(116) Steve Ebey	—
1967-68	—	(.497) Ron Whitehouse	—	(198) Steve Ebey	—
1968-69	—	(.497) Bob Sands	—	(105) Steve Sims	—
1969-70	—	(.480) Bob McKenney	—	(140) Steve Sims	—
1970-71	—	(.478) Jeff Hendrix	—	(117) Steve Sims	—
1971-72	—	(.515) Jim Robeson	—	(167) William Averitt	—
1972-73	—	(.528) Dick Skophammer	—	(144) William Averitt	(10) Dick Skophammer
1973-74	(34.5) Billy Williams	(.569) Billy Williams	—	(63) Dick Skophammer	(8) Marcos Leite
1974-75	(34.1) Art Allen	(.549) Dick Skophammer	—	(70) Ollie Matson	(12) Marcos Leite
1975-76	(34.3) Dennis Johnson	(.545) Dick Skophammer	—	(87) Marcos Leite	(13) Marcos Leite
1976-77	(35.0) Flintie Ray Williams	(.534) Michael Knight	—	(67) Art Allen	(7) Ollie Matson
1977-78	(35.4) Ray Ellis	(.520) Danny Ramsey	—	(81) Michael Knight	(12) Ray Ellis
1978-79	(35.3) Ricardo Brown	(.512) Mark Graebe	—	(93) Ollie Matson	(11) Ollie Matson
1979-80	(37.8) Ricardo Brown	(.565) Tony Fuller	—	(144) Tony Fuller	(8) Tony Fuller
1980-81	(32.1) Boot Bond	(.561) Bill Sadler	—	(113) Bill Sadler	(6) Anger/Sadler
1981-82	(33.2) Dane Suttle	(.648) Orlando Phillips	—	(101) Dane Suttle	(12) Orlando Phillips
1982-83	(35.1) Dane Suttle	(.660) Orlando Phillips	(5) Dane Suttle	(142) Dane Suttle	(13) Orlando Phillips
1983-84	(33.4) Scott McCollum	(.550) Eric White	—	(101) Scott McCollum	(5) Scott McCollum
1984-85	(34.6) Jon Korfas	(.546) Eric White	(3) Jon Korfas	(149) Dwayne Polee	(10) Eric White
1985-86	(32.8) Eric White	(.566) Eric White	—	(114) Dwayne Polee	(3) Korfas/White
1986-87	(35.6) Eric White	(.538) Michael Cumberland	(66) Craig Davis	(115) Eric White	(13) Levy Middlebrooks
1987-88	(38.2) Levy Middlebrooks	(.600) Casey Crawford	(78) Craig Davis	(180) Tom Lewis	(19) Levy Middlebrooks
1988-89	(31.7) Tom Lewis	(.547) Casey Crawford	(71) Craig Davis	(141) Tom Lewis	(6) Crawford/Howard
1989-90	(31.7) Geoff Lear	(.571) Geoff Lear	(59) Craig Davis	(132) Dexter Howard	(12) Geoff Lear
1990-91	(35.9) Geoff Lear	(.578) Dana Jones	(53) Rick Welch	(155) Geoff Lear	(18) Geoff Lear
1991-92	(34.9) Geoff Lear	(.583) Dana Jones	(51) Damin Lopez	(171) Geoff Lear	(6) Geoff Lear
1992-93	(36.7) Damin Lopez	(.620) Dana Jones	(63) Damin Lopez	(92) Steve Guild	(14) Dana Jones
1993-94	(36.0) Damin Lopez	(.563) Dana Jones	(100) Damin Lopez	(83) Dana Jones	(15) Dana Jones
1994-95	(33.3) Gerald Brown	(.556) Clark James	(35) Joey Ramirez	(79) Gerald Brown	(2) Gavin Van Der Putten
1995-96	(35.0) Gerald Brown	(.535) Bryan Hill	(54) Marques Johnson	(98) Gerald Brown	(5) Bryan Hill
1996-97	(34.0) Bryan Hill	(.521) Bryan Hill	(53) Marques Johnson	(89) Bryan Hill	(5) Bryan Hill
1997-98	(35.3) Gerald Brown	(.628) Bryan Hill	(44) Jelani Gardner	(80) Bryan Hill	(4) Bryan Hill
1998-99	(32.6) Jelani Gardner	(.534) Marc McDowell	(35) Jelani Gardner	(108) Jelani Gardner	(7) Kelvin Gibbs
1999-00	(32.4) Tezale Archie	(.579) Nick Sheppard	(66) Brandon Armstrong	(62) Nick Sheppard	(2) Gibbs/Prince
2000-01	(33.1) Brandon Armstrong	(.510) Kelvin Gibbs	(76) Brandon Armstrong	(128) Brandon Armstrong	(10) Kelvin Gibbs
2001-02	(32.5) Jimmy Miggins	(.481) Jimmy Miggins	(61) Terrance Johnson	(93) Devin Montgomery	(7) Jimmy Miggins
2002-03	(35.8) Terrance Johnson	(.500) Robert Turner	(72) Terrance Johnson	(79) Alex Acker	(3) Boomer Brazzle
2003-04	(32.4) Alex Acker	(.509) Yakhoubia Diawara	(88) Terrance Johnson	(134) Glen McGowan	(2) Acker/Diawara
2004-05	(37.2) Alex Acker	(.466) Glen McGowan	(59) Alex Acker	(170) Glen McGowan	(7) Glen McGowan
2005-06	(33.3) Tashaan Forehan-Kelly	(.455) Tashaan Forehan-Kelly	(37) Tashaan Forehan-Kelly	(139) Tashaan Forehan-Kelly	(4) Tashaan Forehan-Kelly
2006-07	(31.2) Chase Griffin	(.546) Willie Galick	(80) Kingsley Costain	(117) Chase Griffin	(2) Marvin Lea
2007-08	(30.2) Malcolm Thomas	(.514) Malcolm Thomas	(56) Mychel Thompson	(105) Malcolm Thomas	(6) Malcolm Thomas
2008-09	(28.4) Mychel Thompson	(.429) Mike Hornbuckle	(35) Suttle/Thompson	(86) Keion Bell	(4) Keion Bell
2009-10	(31.5) Keion Bell	(.427) Keion Bell	(48) Mychel Thompson	(147) Keion Bell	(2) Bell/Darby
2010-11	(32.2) Mychel Thompson	(.538) Corbin Moore	(53) Mychel Thompson	(120) Keion Bell	(2) Mychel Thompson

Must have appeared in 2/3 of Pepperdine's games to qualify.

PEPPERDINE BASKETBALL

YEARLY TEAM STATISTICS

YEAR	G	FG-FGA	PCT	3FG-3FGA	PCT	FT-FTA	PCT	RB (AVG)	AST (AVG)	TO (AVG)	BLK (AVG)	STL (AVG)	PTS (AVG)
1950-51	33	866-2201	.393	—	—	448-717	.625	1391 (42.2)	—	—	—	—	2180 (66.1)
1951-52	24	671-1734	.387	—	—	366-581	.630	1284 (53.5)	—	—	—	—	1708 (71.2)
1952-53	26	689-1836	.375	—	—	473-739	.640	1018 (39.2)	—	—	—	—	1851 (71.2)
1953-54	24	704-1843	.382	—	—	480-712	.674	934 (38.9)	—	—	—	—	1888 (78.7)
1954-55	25	682-1804	.378	—	—	441-675	.652	1214 (48.6)	—	—	—	—	1805 (72.2)
1955-56	25	581-1703	.341	—	—	450-702	.641	1088 (43.5)	—	—	—	—	1612 (64.5)
1956-57	25	666-1747	.381	—	—	423-666	.635	1126 (45.0)	—	—	—	—	1755 (70.2)
1957-58	26	705-1765	.399	—	—	434-675	.643	1235 (47.5)	—	—	—	—	1844 (70.9)
1958-59	24	662-1636	.405	—	—	371-534	.695	1136 (47.3)	—	—	—	—	1695 (70.6)
1959-60	25	686-1589	.432	—	—	342-546	.626	1226 (49.0)	—	—	—	—	1714 (68.6)
1960-61	25	559-1518	.368	—	—	403-618	.652	1272 (50.9)	—	—	—	—	1521 (60.8)
1961-62	27	748-1779	.420	—	—	376-571	.658	1396 (51.7)	—	—	—	—	1872 (69.3)
1962-63	25	697-1655	.421	—	—	441-640	.689	1273 (50.9)	—	—	—	—	1835 (73.4)
1963-64	25	673-1667	.404	—	—	486-725	.670	1258 (50.3)	—	—	—	—	1832 (73.3)
1964-65	25	690-1791	.385	—	—	421-614	.686	1380 (55.2)	—	—	—	—	1801 (72.0)
1965-66	26	773-1801	.429	—	—	421-667	.631	839 (32.3)	—	—	—	—	1967 (75.7)
1966-67	24	818-1809	.452	—	—	411-636	.646	1048 (43.7)	—	—	—	—	2047 (85.3)
1967-68	26	792-1851	.428	—	—	531-730	.727	1176 (45.2)	—	—	—	—	2115 (81.3)
1968-69	26	645-1458	.442	—	—	412-612	.673	990 (38.1)	—	—	—	—	1702 (65.5)
1969-70	26	770-1865	.413	—	—	508-701	.725	1235 (47.5)	—	—	—	—	2048 (78.8)
1970-71	25	743-1671	.445	—	—	424-644	.658	1139 (45.6)	—	—	—	—	1910 (76.4)
1971-72	24	831-1854	.448	—	—	387-573	.675	1050 (43.8)	375 (15.6)	—	—	—	2049 (85.4)
1972-73	25	914-1976	.463	—	—	335-507	.661	1187 (47.5)	339 (13.6)	439 (17.6)	—	—	2163 (86.5)
1973-74	26	696-1471	.473	—	—	289-432	.669	1008 (38.8)	357 (13.7)	454 (17.5)	—	—	1681 (64.7)
1974-75	25	904-1805	.501	—	—	357-528	.676	1117 (44.7)	471 (18.8)	497 (19.9)	—	—	2165 (86.6)
1975-76	27	931-1945	.479	—	—	378-574	.659	1288 (47.7)	389 (14.4)	441 (16.3)	—	—	2240 (83.0)
1976-77	26	835-1728	.483	—	—	376-567	.663	1032 (39.7)	444 (17.1)	526 (20.2)	—	—	2046 (78.7)
1977-78	26	764-1726	.443	—	—	252-426	.592	1004 (38.6)	379 (14.6)	535 (20.6)	71 (2.7)	219 (8.4)	1780 (68.5)
1978-79	32	1099-2285	.481	—	—	391-580	.674	1297 (40.5)	590 (18.4)	471 (14.7)	69 (2.2)	248 (7.8)	2589 (80.9)
1979-80	28	901-1767	.510	—	—	518-704	.736	1074 (38.4)	442 (15.8)	405 (14.5)	71 (2.5)	148 (5.3)	2320 (82.9)
1980-81	28	918-1713	.536	—	—	465-670	.694	1079 (38.5)	477 (17.0)	450 (16.1)	96 (3.4)	187 (6.7)	2301 (82.2)
1981-82	29	930-1716	.542	—	—	491-698	.703	1090 (37.6)	502 (17.3)	437 (15.1)	118 (4.1)	160 (5.5)	2351 (81.1)
1982-83	29	900-1653	.544	5-10	.500	537-780	.688	1069 (36.9)	556 (19.2)	418 (14.4)	109 (3.8)	194 (6.7)	2342 (80.8)
1983-84	28	764-1580	.484	—	—	463-666	.695	969 (34.6)	460 (16.4)	432 (15.4)	99 (3.5)	198 (7.1)	1991 (71.1)
1984-85	32	964-1908	.505	5-12	.417	494-707	.699	1189 (37.2)	531 (16.6)	472 (14.8)	151 (4.7)	205 (6.4)	2427 (75.8)
1985-86	30	929-1760	.528	—	—	466-612	.761	1045 (34.8)	573 (19.1)	387 (12.9)	118 (3.9)	204 (6.8)	2324 (77.5)
1986-87	30	865-1853	.467	93-235	.396	401-562	.714	1123 (37.4)	447 (17.0)	445 (14.8)	99 (3.3)	158 (5.3)	2224 (74.1)
1987-88	30	923-1795	.514	137-324	.423	474-652	.728	1130 (37.7)	523 (17.4)	458 (15.3)	132 (4.4)	187 (6.2)	2457 (81.9)
1988-89	33	889-1945	.457	200-488	.410	593-890	.666	1285 (38.9)	460 (13.9)	480 (14.5)	115 (3.5)	198 (6.0)	2571 (77.9)
1989-90	28	817-1606	.509	169-416	.406	567-803	.706	1038 (37.1)	477 (17.0)	497 (17.8)	122 (4.4)	229 (8.2)	2370 (84.6)
1990-91	31	857-1722	.498	131-358	.366	492-769	.640	1183 (38.2)	504 (16.3)	513 (16.5)	153 (4.9)	224 (7.2)	2337 (75.4)
1991-92	31	809-1624	.498	164-414	.396	569-807	.705	1083 (34.9)	479 (15.5)	457 (14.7)	101 (3.3)	224 (7.2)	2351 (75.8)
1992-93	31	820-1662	.493	144-370	.389	453-681	.665	1136 (36.6)	499 (16.1)	443 (14.3)	114 (3.7)	224 (7.2)	2237 (72.2)
1993-94	30	810-1710	.474	161-423	.381	394-613	.643	1110 (37.0)	477 (15.9)	433 (14.4)	96 (3.2)	250 (8.3)	2175 (72.5)
1994-95	27	653-1538	.425	130-389	.334	353-509	.694	985 (36.5)	349 (12.9)	444 (16.4)	76 (2.8)	146 (5.4)	1789 (66.3)
1995-96	28	729-1592	.458	101-306	.330	393-600	.655	980 (35.0)	341 (12.2)	469 (16.8)	87 (3.1)	175 (6.3)	1952 (69.7)
1996-97	27	599-1442	.415	117-380	.308	317-527	.602	902 (33.4)	327 (12.1)	452 (16.7)	67 (2.5)	197 (7.3)	1632 (60.4)
1997-98	27	694-1494	.465	144-404	.356	353-529	.667	928 (34.4)	405 (15.0)	413 (15.3)	75 (2.8)	200 (7.4)	1885 (69.8)
1998-99	32	771-1700	.454	132-427	.309	427-653	.654	1098 (34.3)	433 (13.5)	547 (17.1)	113 (3.5)	214 (6.7)	2101 (65.7)
1999-00	34	929-2094	.444	237-688	.344	386-577	.669	1297 (38.1)	493 (14.5)	505 (14.9)	99 (2.9)	317 (9.3)	2481 (73.0)
2000-01	31	828-1866	.444	214-612	.350	474-667	.711	1114 (35.9)	409 (13.2)	413 (13.3)	83 (2.7)	286 (9.2)	2344 (75.6)
2001-02	31	906-1990	.455	233-635	.367	474-661	.717	1176 (37.9)	445 (14.4)	449 (14.5)	158 (5.1)	229 (7.4)	2519 (81.3)
2002-03	28	804-1738	.463	220-568	.387	367-507	.724	938 (33.5)	378 (13.5)	364 (13.0)	87 (3.1)	191 (6.8)	2195 (78.4)
2003-04	31	863-1891	.456	222-613	.362	498-696	.716	1059 (34.2)	439 (14.2)	388 (12.5)	77 (2.5)	218 (7.0)	2446 (78.9)
2004-05	31	817-1839	.444	208-586	.355	482-728	.662	1130 (36.5)	423 (13.6)	440 (14.2)	111 (3.6)	200 (6.5)	2324 (75.0)
2005-06	27	638-1556	.410	124-383	.324	381-563	.677	970 (35.9)	281 (10.4)	408 (15.1)	86 (3.2)	177 (6.6)	1781 (66.0)
2006-07	31	840-1946	.432	303-843	.359	406-578	.702	924 (29.8)	429 (13.8)	475 (15.3)	117 (3.8)	283 (9.1)	2389 (77.1)
2007-08	32	829-1992	.416	233-751	.310	474-685	.692	1117 (34.9)	401 (12.5)	544 (17.0)	128 (4.0)	316 (9.9)	2365 (73.9)
2008-09	32	717-1857	.386	171-543	.315	369-524	.704	1143 (35.7)	341 (10.7)	508 (15.9)	101 (3.2)	215 (6.7)	1974 (61.7)
2009-10	31	693-1760	.394	194-569	.341	464-659	.704	1122 (36.2)	342 (11.0)	423 (13.6)	75 (2.4)	152 (4.9)	2044 (65.9)
2010-11	33	787-1855	.424	177-541	.327	538-749	.718	1178 (35.7)	408 (12.4)	440 (13.3)	97 (2.9)	193 (5.8)	2289 (69.4)

PEPPERDINE BASKETBALL

YEARLY OPPONENT STATISTICS

YEAR	G	FG-FGA	PCT	3FG-3FGA	PCT	FT-FTA	PCT	RB (AVG)	AST (AVG)	TO (AVG)	BLK (AVG)	STL (AVG)	PTS (AVG)
1950-51	33	686-2119	.324	—	—	540-934	.578	1048 (31.8)	—	—	—	—	1912 (57.9)
1951-52	24	520-1723	.302	—	—	373-620	.602	1159 (48.3)	—	—	—	—	1413 (58.9)
1952-53	26	608-1712	.355	—	—	542-860	.630	995 (38.3)	—	—	—	—	1758 (67.6)
1953-54	24	625-1626	.384	—	—	561-901	.623	965 (40.2)	—	—	—	—	1811 (75.5)
1954-55	25	534-1454	.367	—	—	584-926	.631	1078 (43.1)	—	—	—	—	1652 (66.1)
1955-56	25	702-1704	.412	—	—	565-844	.669	1322 (52.9)	—	—	—	—	1969 (78.8)
1956-57	25	694-1753	.396	—	—	501-757	.662	1211 (48.4)	—	—	—	—	1889 (75.6)
1957-58	26	714-1820	.392	—	—	380-579	.656	1164 (44.8)	—	—	—	—	1808 (69.5)
1958-59	24	607-1634	.371	—	—	373-542	.688	1112 (46.3)	—	—	—	—	1587 (66.1)
1959-60	25	667-1666	.400	—	—	355-560	.634	1088 (43.5)	—	—	—	—	1689 (67.6)
1960-61	25	632-1593	.397	—	—	461-687	.671	1089 (43.6)	—	—	—	—	1725 (69.0)
1961-62	27	636-1691	.376	—	—	388-596	.651	1103 (40.9)	—	—	—	—	1660 (61.5)
1962-63	25	644-1532	.420	—	—	440-649	.678	981 (39.2)	—	—	—	—	1728 (69.1)
1963-64	25	761-1801	.423	—	—	464-707	.656	1223 (48.9)	—	—	—	—	1986 (79.4)
1964-65	25	816-1819	.449	—	—	460-647	.711	1277 (51.1)	—	—	—	—	2092 (83.7)
1965-66	26	—	—	—	—	—	—	—	—	—	—	—	2445 (94.0)
1966-67	26	—	—	—	—	—	—	—	—	—	—	—	2293 (88.2)
1967-68	26	947-2067	.458	—	—	383-548	.699	1367 (52.6)	—	—	—	—	2277 (87.6)
1968-69	26	684-1571	.435	—	—	412-618	.667	1118 (43.0)	—	—	—	—	1780 (68.5)
1969-70	26	818-1809	.452	—	—	524-754	.695	1272 (48.9)	—	—	—	—	2160 (83.1)
1970-71	25	753-1749	.431	—	—	435-631	.689	1200 (48.0)	—	—	—	—	1941 (77.6)
1971-72	24	880-1719	.512	—	—	373-589	.633	1216 (50.7)	—	—	—	—	2133 (88.9)
1972-73	25	884-1925	.459	—	—	340-503	.676	1205 (48.2)	377 (15.1)	443 (17.7)	—	—	2108 (84.3)
1973-74	26	710-1620	.438	—	—	301-430	.700	905 (34.8)	274 (10.5)	340 (13.1)	—	—	1721 (66.2)
1974-75	25	865-1795	.482	—	—	349-472	.739	938 (37.5)	404 (16.2)	458 (18.3)	—	—	2079 (83.2)
1975-76	27	830-1913	.434	—	—	289-412	.701	1068 (39.6)	296 (11.0)	428 (15.9)	—	—	1949 (72.2)
1976-77	26	864-1843	.469	—	—	349-501	.697	1071 (41.2)	514 (19.8)	488 (18.8)	—	—	2077 (79.9)
1977-78	26	855-1709	.500	—	—	320-482	.664	1030 (39.6)	458 (17.6)	474 (18.2)	77 (3.0)	231 (8.9)	2030 (78.1)
1978-79	32	996-2167	.460	—	—	409-607	.674	1251 (39.1)	420 (13.1)	516 (16.1)	70 (2.2)	198 (6.2)	2401 (75.0)
1979-80	28	905-1906	.475	—	—	434-618	.702	1014 (36.2)	465 (16.6)	399 (14.3)	79 (2.8)	122 (4.4)	2244 (80.1)
1980-81	28	904-1856	.487	—	—	430-623	.690	983 (35.1)	480 (17.1)	389 (13.9)	67 (2.4)	224 (8.0)	2238 (79.9)
1981-82	29	893-1810	.493	—	—	379-552	.687	871 (30.0)	487 (16.8)	362 (12.5)	49 (1.7)	187 (6.4)	2165 (74.7)
1982-83	29	876-1838	.477	6-12	.500	395-593	.666	946 (32.6)	459 (15.8)	386 (13.3)	69 (2.4)	208 (7.2)	2153 (74.2)
1983-84	28	819-1658	.494	—	—	396-581	.682	937 (33.5)	459 (16.4)	387 (13.8)	68 (2.4)	222 (7.9)	2034 (72.6)
1984-85	32	911-1925	.473	5-8	.625	445-680	.654	1067 (33.3)	509 (15.9)	480 (15.0)	67 (2.1)	212 (6.6)	2272 (71.0)
1985-86	30	817-1727	.473	—	—	403-592	.681	917 (30.6)	442 (14.7)	423 (14.1)	46 (1.5)	151 (5.0)	2037 (67.9)
1986-87	30	831-1762	.472	112-300	.373	505-731	.691	1004 (33.5)	476 (15.9)	376 (12.5)	59 (2.0)	193 (6.4)	2279 (76.0)
1987-88	30	882-1879	.469	182-418	.435	464-702	.661	1024 (34.1)	490 (16.3)	378 (12.6)	59 (2.0)	200 (6.7)	2410 (80.3)
1988-89	33	886-1996	.444	175-504	.347	530-742	.714	1170 (35.5)	496 (15.0)	446 (13.5)	82 (2.5)	192 (5.8)	2477 (75.1)
1989-90	28	849-1833	.463	170-462	.368	390-582	.670	1011 (36.1)	497 (17.8)	437 (15.6)	56 (2.0)	241 (8.6)	2258 (80.6)
1990-91	31	811-1872	.433	166-491	.338	386-542	.712	979 (31.6)	440 (14.2)	432 (13.9)	84 (2.7)	271 (8.7)	2174 (70.1)
1991-92	31	784-1757	.446	156-446	.350	365-519	.703	934 (30.1)	426 (13.7)	441 (14.2)	91 (2.9)	233 (7.5)	2089 (67.4)
1992-93	31	741-1747	.424	189-510	.371	327-496	.659	949 (30.6)	393 (12.7)	428 (13.8)	73 (2.4)	217 (7.0)	1998 (64.5)
1993-94	30	660-1647	.401	166-556	.299	449-625	.718	995 (33.2)	352 (11.7)	459 (15.3)	70 (2.3)	228 (7.6)	1935 (64.5)
1994-95	27	683-1486	.460	156-419	.372	427-654	.653	937 (34.7)	375 (13.9)	374 (13.9)	91 (2.9)	212 (7.9)	1949 (72.2)
1995-96	28	734-1618	.454	180-494	.364	445-632	.704	1007 (36.0)	433 (15.5)	431 (15.4)	87 (3.1)	197 (7.0)	2093 (74.8)
1996-97	27	599-1385	.432	121-377	.321	451-640	.705	979 (36.3)	336 (12.4)	448 (16.6)	62 (2.3)	206 (7.6)	1770 (65.6)
1997-98	27	629-1419	.443	154-453	.340	367-537	.683	875 (32.4)	400 (14.8)	441 (16.3)	72 (2.7)	178 (6.6)	1779 (65.9)
1998-99	32	698-1658	.421	130-449	.290	497-714	.696	1048 (32.8)	369 (11.5)	532 (16.6)	92 (2.9)	224 (7.0)	2023 (63.2)
1999-00	34	754-1872	.403	168-551	.305	473-718	.659	1248 (36.7)	430 (12.6)	636 (18.7)	95 (2.8)	177 (5.2)	2149 (63.2)
2000-01	31	678-1588	.427	190-614	.309	551-791	.697	1100 (35.5)	394 (12.7)	583 (18.8)	60 (1.9)	185 (6.0)	2097 (67.6)
2001-02	31	769-1867	.412	226-615	.367	555-770	.721	1219 (39.3)	438 (14.1)	543 (17.5)	79 (2.5)	172 (5.5)	2319 (74.8)
2002-03	28	807-1675	.482	217-580	.374	373-527	.708	1035 (37.0)	420 (15.0)	452 (16.1)	72 (2.6)	140 (5.0)	2204 (78.7)
2003-04	31	849-1778	.478	245-609	.402	508-708	.718	1109 (35.8)	439 (14.2)	489 (15.8)	106 (3.4)	160 (5.2)	2451 (79.1)
2004-05	31	802-1828	.439	239-644	.371	457-641	.713	1148 (37.0)	416 (13.4)	486 (15.7)	74 (2.4)	201 (6.5)	2300 (74.2)
2005-06	27	658-1549	.425	165-482	.342	492-699	.704	1074 (39.8)	333 (12.3)	380 (14.1)	114 (4.2)	173 (6.4)	1973 (73.1)
2006-07	31	919-1857	.495	212-555	.382	529-710	.745	1304 (42.1)	540 (17.4)	603 (19.5)	162 (5.2)	203 (6.5)	2579 (83.2)
2007-08	32	937-1931	.485	259-638	.406	418-607	.689	1257 (39.3)	578 (18.1)	603 (18.8)	122 (3.8)	263 (8.2)	2551 (79.7)
2008-09	32	825-1827	.452	229-663	.345	463-677	.684	1187 (37.1)	513 (16.0)	441 (13.8)	108 (3.4)	247 (7.7)	2342 (73.2)
2009-10	31	790-1723	.459	238-675	.353	498-726	.686	1108 (35.7)	449 (14.5)	351 (11.3)	121 (3.9)	198 (6.4)	2316 (74.7)
2010-11	33	849-1844	.460	253-681	.372	491-704	.697	1110 (33.6)	542 (16.4)	397 (12.0)	120 (3.6)	212 (6.4)	2442 (74.0)

PEPPERDINE BASKETBALL

GAME-BY-GAME RESULTS

1938-39

Record: 16-13

Head Coach: Wade Ruby

La Verne	W	46-32
12/9 Southwestern	H W	55-23
12/16 Clifton's Cafe	H W	40-34
12/20 Warner Brothers	H W	47-15
12/22 National Schools	H W	60-41
12/27 Occidental	A W	40-38
12/29 International Workers	H W	57-40
12/30 Snow College	L	27-37
12/31 Chinese Lowas	N L	18-25
1/3 Neal's Sporting Goods	H W	48-33
1/6 La Verne	A W	47-34
1/10 Chapman	H L	35-37
1/12 Glenn's Cafe	H L	39-56
1/17 Runar's Sporting Goods	H W	49-40
1/20 Los Angeles Athletic Club	A L	30-42
1/24 Metro-Goldwyn-Mayer	H L	42-71
1/27 Clifton's Cafe	H W	41-40
1/29 Chinese Lowas	H L	28-33
1/31 Whittier College	A W	41-29
2/3 General Motors	H W	33-23
2/7 Whittier College	H L	23-33
2/10 Bank of America	H W	32-27
Los Angeles Athletic Club	L	48-69
2/17 Occidental	H L	34-40
2/21 Glendale Junior College	H W	37-34
2/24 Chapman	A L	25-43
2/28 Dura-Steel	H L	23-28
Dura-Steel	W	27-24
3/4 Bank of America	H L	26-43

1939-40

Record: 15-11

Head Coach: Al Duer

Santa Monica College	L	31-41
12/12 Whittier College	A L	23-52
Clifton's Cafe	W	40-39
Glenn's Cafe	W	59-47
Clifton's Cafe	L	50-60
12/22 Friends College	H W	49-34
12/26 Santa Monica College	A W	45-38
12/28 Snow College	H W	51-48
12/29 Snow College	H W	37-36
Glenn's Cafe	L	25-47
1/5 Long Beach Junior College	H W	44-34
La Verne	W	33-23
Compton Junior College	L	28-34
1/19 La Verne	A W	53-32
1/23 Fullerton Junior College	H L	46-47
1/26 Los Angeles City College	H W	29-26
Bank of America	L	26-47
2/2 Chapman	H W	45-41
2/10 Chapman	A W	66-49
2/13 Compton Junior College	H L	44-45
2/16 Fullerton Junior College	A L	45-59
2/19 Los Angeles City College	A L	26-42
Scottie's Cafe	W	28-27
Kappa Gamma	W	39-33
St. Anthony's Oilers	W	44-32
News Guild	L	37-41

1940-41

Record: 10-15

Head Coach: Al Duer

12/3 Long Beach Junior College	A L	35-51
12/7 Glendale Junior College	A L	38-40
12/13 Santa Monica College	H W	38-25
12/14 Chapman	A L	35-38
12/17 Los Angeles YMCA	H W	32-6
12/21 Dura-Steel	H W	35-31
12/28 Santa Monica College	H W	40-39
1/3 Los Angeles City College	A L	31-46
1/4 Redlands	H L	30-43
1/8 Dura-Steel	H W	40-39
1/11 Fullerton Junior College	H W	52-26
1/14 Occidental	A L	40-41
1/17 Chapman	H W	48-44
1/18 La Verne	A W	42-33
1/21 Glendale Junior College	H L	38-40
1/28 Loyola Marymount	H L	18-30
1/31 Whittier College	H L	52-64
2/4 Loyola Marymount	L	23-43
2/8 La Verne	H W	37-36
2/11 Occidental	H L	40-42
2/15 Fullerton Junior College	H L	35-42
2/18 Los Angeles City College	H L	40-42
2/21 Whittier	A W	41-38
2/24 UC Santa Barbara	A L	30-48
2/25 UC Santa Barbara	A L	44-62

1941-42

Record: 19-7

(H: 9-3, A: 7-3, N: 3-1)

Head Coach: Al Duer

12/2 La Verne	A W	57-48
12/6 Redlands	H W	45-31
12/9 Loyola Marymount	H W	41-38
San Francisco State	H L	48-57
12/23 Loyola Marymount	H L	26-28
1/3 Redlands	A L	37-38
1/10 Chapman	H W	54-33
1/13 Occidental	A W	62-46
1/16 Whittier College	H W	48-40
1/20 Cal Tech	H W	44-30
1/23 Cal Poly SLO	A W	60-32
1/24 Cal Poly SLO	A W	38-26
1/27 Cal Tech	A W	44-39
1/30 UC Santa Barbara	A W	29-26
UC Santa Barbara	A L	24-40
2/6 Whittier	A L	36-45
2/7 La Verne	H W	57-45
2/10 Occidental	H W	49-31
2/13 Chapman	H L	37-39
2/20 Cal Poly SLO	H W	74-33
Cal Poly SLO	H W	65-38
3/2 % Eight Engineering	N W	70-34
3/3 % New Mexico Teachers	N W	53-41
3/4 % Texas-El Paso	A W	49-44
3/5 % New Mexico Mines	N W	34-29
3/10 # Missouri Valley College	N L	53-68
% Southwestern Invitational (El Paso, Texas)		
# NAIB Tournament (Kansas City, Mo.)		

1942-43

Record: 26-9

Head Coach: Al Duer

11/10 San Dimas	W	53-20
11/12 Northrop Bombers	W	46-45
11/17 La Cienega	H W	64-24
11/19 San Pedro Coast Guard	W	43-20
Northrop Bombers	W	46-31
12/1 Douglas Aircraft	W	52-36
Aero Tech	W	28-27
12/4 Occidental	H L	19-27
12/5 Cal Tech	H L	46-55
12/8 Whittier College	L	31-49
Loyola Marymount	W	49-42
12/16 USC	A L	38-58
12/19 Vega Aircraft	H W	56-41
North American Aircraft	W	58-46
12/29 Santa Ana Army Air Base	H W	61-45
1/5 Loyola Marymount	A W	42-29
1/9 Cal Tech	A W	58-36
1/12 Vega Aircraft	H W	44-30
1/15 San Diego State	A L	35-40
1/16 San Diego State	A W	31-25
1/23 Occidental	A W	53-45
1/29 Whittier College	A L	34-49
1/30 UC Santa Barbara	H L	39-40
2/5 Vega Aircraft	H W	38-34ot
2/9 UC Santa Barbara	A W	33-29
2/10 UC Santa Barbara	A W	31-30
2/12 San Francisco State	A L	41-52
2/13 San Francisco State	A W	62-42
2/19 San Jose State	H W	63-57
2/20 USC	H W	56-51
2/26 San Diego State	H W	40-38
2/27 San Diego State	H W	50-45
3/9 # Nebraska-Kearney	N W	50-45
3/10 # Luther College	N W	43-38ot
3/11 # Murray State	N L	38-44
# NAIB Tournament (Kansas City, Mo.)		

1943-44

Record: 20-14

Head Coach: Al Duer

Camp Cooke	W	61-36
North American Aviation	W	54-31
Northrop Aircraft	W	61-32
Douglas Aircraft	W	67-12
11/24 San Pedro YMCA	H W	42-31
11/26 Santa Anita Ordnance	A L	46-50
11/30 Los Alamitos Naval Air	H W	64-46
12/3 UCLA	A W	48-36
12/10 San Diego State	H W	47-36
12/11 San Diego State	H W	48-31
North American Aviation	W	40-38
12/16 Long Beach Naval Hospital	H W	59-38
Los Angeles Navy	W	72-39
12/30 20th Century Fox	H L	38-59
1/4 Cal Tech	H W	48-47
1/8 Occidental	A L	51-58
1/11 Camp Cooke	H L	33-47
1/13 San Diego Naval Training	A W	51-50ot
1/14 San Diego State	A W	58-29
San Diego State	W	61-36
1/21 Santa Ana Army Air Base	A L	50-57
1/22 Whittier College	H W	53-30
1/25 Santa Ana Ordnance	H L	43-49
1/28 Camp Cooke	A L	44-64
2/1 March Field Air Force Base	H W	42-41
2/4 Cal Tech	A L	40-50
2/5 Occidental	A L	49-50
2/11 UCLA	H L	38-40
2/12 Whittier College	A W	51-24
San Pedro YMCA	L	45-56
2/17 Chihuahua State Teachers	N W	54-43
2/19 20th Century Fox	H L	54-63
3/24 # Iowa State	N L	39-44
3/25 # Missouri	N L	46-61
# NCAA Tournament (Kansas City, Mo.)		

PEPPERDINE BASKETBALL

GAME-BY-GAME RESULTS

1944-45

Record: 24-13 (H: 11-5, A: 8-6, N: 5-2)

Head Coach: Al Duer

11/25	Vulture Aircraft	H W	47-38
11/28	El Toro Marines	H W	38-22
12/1	UC Santa Barbara	H W	48-31
12/8	UCLA	H W	36-33
12/11	Salt Lake Eckers	A L	31-33
12/12	Kearns Air Base	A L	39-47
12/15	Colorado	A W	42-36
12/16	Colorado College	A W	53-35
	Walker's Bombers	A W	53-51
12/19	Washburn University	A W	49-30
	Mexican All-Stars	N W	52-25
12/26	Phillips 66ers	A L	36-62
12/29	Brigham Young	N W	56-51
1/5	20th Century Fox	H L	38-40
1/6	Santa Maria Air Base	H W	51-27
1/9	Cal Tech	A W	52-44
1/12	Occidental	H W	63-46
1/13	San Diego Naval Training	H L	44-46
1/16	Santa Ana Army Air Base	A L	38-44
1/19	UCLA	A L	28-41
1/20	Cal Tech	H W	45-33
1/26	Santa Ana Air Base	H L	33-35
2/2	Occidental	H W	53-39
2/6	Camp Ross	A W	68-42
2/9	San Diego State	H W	49-37
2/10	San Diego State	H W	46-28
2/16	20th Century Fox	N L	38-42
2/22	San Diego Naval Training	A L	47-59
2/23	San Diego State	A W	62-43
2/24	San Diego State	A W	53-30
2/27	Santa Ana Air Base	H W	59-29
3/3	20th Century Fox	H L	41-62
3/6	Phillips 66ers	H L	39-54
3/13	# Peru State College	N W	77-42
3/15	# West Texas State	N W	52-45
3/16	# Eastern Kentucky	N W	52-34
3/17	# Loyola-New Orleans	N L	36-49

1945-46

Record: 26-9 (H: 10-3, A: 9-3, N: 7-3)

Head Coach: Al Duer

12/7	Corona Naval Hospital	H W	46-21
12/8	UCLA	A W	47-37
12/11	Camp Ross	A W	54-52ot
12/15	San Diego State	H W	47-40
12/21	% Valparaiso	N L	60-65
12/22	% Loyola-New Orleans	N W	49-48
12/26	\$ Baylor	N L	36-40
12/27	\$ Texas Christian	N W	57-45
12/28	% Rice	N W	48-35
	West Texas State	A W	60-49
1/4	San Pedro Wolvics	H W	49-31
1/5	Occidental	H W	63-37
1/8	Occidental	A W	54-40
1/11	Camp Ross	H L	42-50
1/12	Cal Tech	H W	43-32
1/16	20th Century Fox	A L	51-58
1/19	Miramar Marines	H L	41-46
1/25	San Diego State	A W	44-40
1/26	Cal Tech	A L	41-43
1/29	Whittier College	H W	46-36
2/2	20th Century Fox	H L	43-63
2/8	Los Alamitos Navy	H W	56-51
2/9	Whittier College	A W	58-49
2/13	Coronado Amphibs	H W	63-37
2/15	San Diego Dons	A W	40-37
2/17	San Diego Naval Training	A W	54-50
2/20	Carroll's Shamrocks	A L	39-46
2/23	Richfield Oil	H W	62-44
	Los Alamitos Navy	A W	53-35
3/5	Carroll's Shamrocks	H W	58-52
3/11	# Central Arkansas	N W	63-37
3/13	# Iowa State	N W	64-22
3/14	# Eastern Washington	N W	46-42
3/15	# Indiana State	N L	43-56
3/16	# Loyola-New Orleans	N W	82-55

% at Kansas City, Mo.

\$ Oklahoma Tournament (Oklahoma City, Okla.)

NAIB Tournament (Kansas City, Mo.)

1946-47

Record: 14-13

Head Coach: Al Duer

11/22	Occidental	H W	39-33
12/3	Chapman	H W	46-25
12/9	Bowling Green	A L	58-60
12/10	Eastern Kentucky	A L	49-54
12/12	Valparaiso	A L	46-53
12/14	Cincinnati	A L	49-63
12/18	Loyola-New Orleans	A W	52-46
12/20	# Houston	A W	73-61
12/21	# Texas A&M	N W	53-36
12/21	# North Texas State	N W	64-53
12/27	Hardin-Simmons	H W	68-23
1/3	San Diego State	A L	38-39
1/13	Chapman	A W	40-38
1/17	Nevada	A L	42-43
1/18	Nevada	A L	40-52
1/24	UC Santa Barbara	H L	31-32
1/25	UC Santa Barbara	H L	40-46
1/29	Saint Mary's	H W	47-37
2/8	Loyola Marymount	A W	41-36
2/11	San Diego State	H W	60-43
2/13	Loyola Marymount	N L	28-31
2/17	Humboldt State	H W	55-4
2/21	Whittier	H L	47-52
2/22	Nevada	H W	54-43
2/25	Loyola Marymount	H W	44-33
2/27	Loyola Marymount	A L	40-42
	Whittier	L	47-64

Houston All-College Tournament (Houston, Texas)

1947-48

Record: 22-11 (H: 12-4, A: 7-5, N: 3-2)

Head Coach: Al Duer

11/25	Occidental	A W	53-47
11/28	Arizona State	H L	47-54
11/29	Arizona State	H W	50-38
12/5	Fresno State	A L	47-63
12/6	Fresno State	A W	54-41
12/12	Saint Mary's	H L	44-48
12/13	Loyola Marymount	N W	53-38
12/15	Cal Poly SLO	H W	54-48
12/19	Pacific	H W	56-40
12/20	Baylor	H L	52-59
12/22	UC Santa Barbara	H L	42-47
12/23	UC Santa Barbara	H W	44-42
12/26	# Idaho	N L	50-52
12/27	# West Texas State	N W	59-45
12/30	# Arkansas	N L	44-70
1/2	Whittier	H W	58-50
1/3	New Mexico	H W	59-43
1/9	Redlands	A W	67-47
1/10	Cal Tech	H W	56-41
1/16	20th Century Fox	N W	52-50
1/20	Loyola Marymount	A W	44-43
1/23	Pacific	A L	48-68
1/24	Cal Poly SLO	A L	55-58
1/31	San Diego State	H W	65-52
2/10	Loyola Marymount	H W	50-47
2/14	Occidental	H W	74-38
2/16	Whittier	H W	75-48
2/20	Nevada	A W	61-59
2/21	Nevada	A W	57-51
2/24	San Diego State	A W	66-64
2/27	Whittier	A L	52-57
2/28	Redlands	H W	54-45
3/3	% San Jose State	A L	55-66

Los Angeles Invitational (Los Angeles, Calif.)

% NAIB District Playoffs

1948-49

Record: 19-11 (H: 14-0, A: 2-8, N: 3-3)

Head Coach: Robert Dowell

12/3	Arizona State	H W	62-48
12/4	Arizona State	H W	49-37
12/9	Arizona State	A L	42-50
12/10	Arizona State	A W	53-52
	UC Santa Barbara	H W	55-52
12/18	Occidental	H W	50-38
12/20	Cal Tech	H W	72-28
12/28	# Marshall	N W	78-39
12/30	# Montana	N W	59-42
12/31	# Hamline University	N L	38-62
1/4	Cal Poly Pomona	H W	61-39
1/6	Whittier College	H W	56-39
1/8	San Jose State	H W	53-49
1/14	Pacific	A L	57-59ot
1/15	Cal Poly SLO	A L	45-46
1/18	San Diego State	A L	46-55
1/22	San Jose State	A L	42-64
1/29	Cal Poly SLO	H W	54-37
2/1	Loyola Marymount	A L	44-52
2/4	20th Century Fox	H W	58-47
2/5	Whittier College	A L	52-54
2/8	20th Century Fox	A W	64-58
2/12	Fresno State	A L	54-56
2/18	San Diego State	H W	51-42
	Nevada	N L	50-59
2/21	Nevada	H W	61-46
2/25	Loyola Marymount	H W	58-43
2/27	Fresno State	H W	49-40
2/28	% Loyola Marymount	N W	57-42
3/2	% San Jose State	N L	46-60

Los Angeles Invitational (Los Angeles, Calif.)

% NAIB District Playoffs

1949-50

Record: 21-12 (H: 10-1, A: 7-10, N: 4-1)

CCAA: 8-2 (1st) (H: 5-0, A: 3-2)

Head Coach: Robert Dowell

12/2	Cal State Los Angeles	H W	62-50
12/10	UCLA	A L	41-55
12/12	# UC Santa Barbara	N W	55-47
12/15	# Brigham Young	N W	45-39
12/16	# Hamline University	N W	45-42
12/20	Oakland Blue and Gold	A L	44-67
12/21	Saint Mary's	A W	44-41
12/27	Bowling Green	A L	41-59
12/28	Toledo	A L	40-49
12/29	Duquesne	A L	49-60
1/2	Rice	A L	65-68ot
1/3	Houston	A L	46-47
1/5	West Texas State	A L	45-58
1/10	Whittier	H L	34-36
1/14	* San Jose State	H W	58-51
1/17	Cal Poly Pomona	H W	49-38
1/24	Loyola Marymount	A W	48-46
1/27	* Cal Poly SLO	H W	58-51
1/31	Whittier	A W	60-57
2/3	* Cal Poly SLO	A W	54-41
2/4	* UC Santa Barbara	A W	36-28
2/10	* San Diego State	A L	40-47
2/11	Louisville (#13)	H W	65-62
2/14	St. Francis	H W	81-50
2/16	* Fresno State	A W	60-58
2/18	* San Jose State	A L	51-56
2/21	Loyola Marymount	H W	56-50
2/24	* Fresno State	H W	84-56
2/25	* UC Santa Barbara	H W	52-49
2/28	* San Diego State	H W	64-55ot
3/9	% Chico State	A W	65-35
3/13	\$ American University	N W	54-50
3/15	\$ Tampa College	N L	61-69

* California Collegiate Athletic Association game

Los Angeles Invitational (Los Angeles, Calif.)

% NAIB District Playoffs

\$ NAIB Tournament (Kansas City, Mo.)

PEPPERDINE BASKETBALL

GAME-BY-GAME RESULTS

1950-51

Record: 25-8 (H: 15-0, A: 7-6, N: 3-2)
CCAA: 10-0 (1st) (H: 5-0, A: 5-0)

Head Coach: Robert Dowell

12/1	New Mexico State	H	W	81-70
12/2	New Mexico State	H	W	71-58
12/5	Cal Poly Pomona	A	W	62-40
12/9	Hamline University	A	L	53-64
12/11	Westminster	A	L	59-81
12/12	Duquesne	A	L	50-84
12/14	% West Texas State	N	L	60-70
12/15	% Marshall	A	L	71-74
12/22	Chico State	H	W	67-51
12/23	Chico State	H	W	81-56
12/26	# San Diego State	N	W	67-38
12/28	# Loyola Marymount	A	W	59-58
1/5	* UC Santa Barbara	A	W	61-58
1/6	* Cal Poly SLO	A	W	65-58
1/12	* Fresno State	H	W	87-54
1/13	* Cal State Los Angeles	A	W	80-47
1/19	* Cal State Los Angeles	H	W	54-48
1/20	* San Diego State	H	W	66-53
1/26	* UC Santa Barbara	H	W	66-48
1/27	Chapman	H	W	72-46
2/2	* Cal Poly SLO	H	W	61-50
2/3	UCLA (#19)	A	L	60-75
2/9	* San Diego State	A	W	63-60
2/13	Loyola Marymount	H	W	75-54
2/17	* Fresno State	A	W	75-44
2/23	Pacific	H	W	64-63
2/24	Pacific	H	W	67-66
2/27	Loyola Marymount	N	W	58-55
3/3	& Whittier	H	W	60-46
3/5	& Pacific	H	W	68-60
3/7	Loyola Marymount	A	L	52-72
3/13	\$ Wisconsin-Eau Claire	N	W	86-53
3/14	\$ Florida State	N	L	59-61

* California Collegiate Athletic Association game
 % Marshall Tournament (Huntington, W. Va.)
 # Los Angeles Invitational (Los Angeles, Calif.)
 & NAIB District Playoffs
 \$ NAIB Tournament (Kansas City, Mo.)

1951-52

Record: 20-5 (H: 14-2, A: 6-2, N: 0-1)
CCAA: 7-1 (1st) (H: 4-0, A: 3-1)

Head Coach: Robert Dowell

12/1	Southwest Missouri State	H	L	60-62
12/7	Texas El-Paso	H	W	64-57
12/8	Northern Arizona	H	W	72-39
12/11	Cal Poly Pomona	H	W	58-41
12/14	West Texas State	H	W	64-59
12/21	Utah State	H	W	72-52
12/22	Wichita State	H	W	78-69
12/27	Seattle	H	L	79-87
12/28	Seattle	H	W	64-53
1/4	Whittier College	A	W	74-67
1/5	Cal Poly Pomona	A	W	92-41
1/11	* UC Santa Barbara	H	W	81-62
1/19	* Cal State Los Angeles	H	W	???
1/25	Pasadena Nazarene	H	W	77-75
1/26	Whittier	H	W	68-60
2/1	* Cal Poly SLO	H	W	86-69
2/2	* San Diego State	A	W	81-69
2/7	* Cal State Los Angeles	A	W	65-52
2/8	UCLA	A	L	70-72
2/15	* San Diego State	H	W	77-58
2/16	Loyola Marymount	A	W	60-58
2/19	Occidental	H	W	65-46
2/22	* Cal Poly SLO	A	L	63-70
2/23	* UC Santa Barbara	A	W	70-35
3/10	# Morningside (Iowa)	N	L	80-84

* California Collegiate Athletic Association game
 # NAIB Tournament (Kansas City, Mo.)

1952-53

Record: 18-8 (H: 11-4, A: 7-3, N: 0-1)
CCAA: 8-2 (1st) (H: 4-1, A: 4-1)

Head Coach: Robert Dowell

12/8	Hawaii	H	L	53-75
12/12	Arizona State	H	W	82-80
12/13	Northern Arizona	H	W	83-65
12/16	Centenary	H	W	94-82
12/19	Whitworth	H	W	66-58
12/20	Whitworth	H	W	83-72
12/23	New Mexico State	H	W	68-54
	% West Texas State	A	L	75-85
12/30	% Texas Tech	N	L	72-83
1/2	New Mexico State	A	W	62-59
1/3	New Mexico State	A	W	54-51
1/9	* UC Santa Barbara	A	W	60-50
1/10	* Cal Poly SLO	A	L	66-81
1/16	* Fresno State	A	W	85-71
1/17	San Jose State	A	L	60-78
1/22	* Cal State Los Angeles	A	W	72-65
1/28	Loyola Marymount	H	L	66-68
1/30	* Cal Poly SLO	H	W	85-72
1/31	Chico State	H	W	103-81
2/6	* San Diego State	A	W	74-72
2/10	Loyola Marymount	A	W	59-54
2/13	* UC Santa Barbara	H	W	74-52
2/14	* San Diego State	H	W	62-59
2/20	* Cal State Los Angeles	H	L	62-73
2/27	* Fresno State	H	W	76-62
3/3	# Sacramento State	H	L	55-56

% West Texas State Tournament (Canyon, Texas)
 # NAIA District 3 Playoffs

1953-54

Record: 15-10 (H: 11-2, A: 4-8, N: 0-0)
CCAA: 4-6 (T-4th) (H: 3-2, A: 1-4)

Head Coach: Robert Dowell

12/1	George Air Force Base	H	W	82-47
12/4	West Texas State	H	W	97-72
12/5	New Mexico State	H	W	69-55
12/8	Long Beach State	A	W	80-64
12/11	Seattle	A	L	85-94
12/12	Seattle	A	L	77-92
12/14	Portland	A	L	76-82
12/21	San Jose State	H	W	67-57
12/29	Pasadena College	H	W	83-81
1/5	Whittier	A	W	88-73
1/8	* Fresno State	H	L	70-78
1/15	* UC Santa Barbara	H	W	81-69
1/16	* San Diego State	H	W	91-79
1/19	Loyola Marymount	A	W	81-79
1/21	* Cal State Los Angeles	A	W	78-76
1/23	Long Beach State	H	W	101-48
1/30	UCLA	A	L	68-103
2/5	* Fresno State	A	L	76-77
2/9	Loyola Marymount	H	W	62-56
2/12	* Cal Poly SLO	H	W	89-78
2/16	* Cal State Los Angeles	H	L	82-85
2/19	* Cal Poly SLO	A	L	72-75
2/20	* UC Santa Barbara	A	L	66-78
2/23	Whittier	H	W	73-65
2/26	* San Diego State	A	L	76-95

* California Collegiate Athletic Association game

1954-55

Record: 16-9 (H: 10-2, A: 6-5, N: 0-2)

Head Coach: Robert Dowell

12/3	UC Riverside	A	W	98-40
12/6	Westmont	H	W	72-54
12/11	Northern Arizona	H	W	83-65
12/13	Wayland College	H	W	61-59
12/14	New Mexico State	H	W	70-53
12/18	Arizona State	A	W	81-74
12/21	# Hardin-Simmons	N	L	67-82
12/22	# West Texas State	N	L	84-86
1/4	Loyola Marymount	A	L	63-67
1/7	Whittier	H	W	83-69
1/8	Portland	H	W	95-74
1/11	UC Santa Barbara	A	W	73-56
1/14	Fresno State	H	W	72-59

1/15	Redlands	A	W	59-46
1/18	Cal State Los Angeles	H	W	65-54
1/21	Pasadena Nazarene	A	L	67-73
1/29	Pasadena Nazarene	H	L	79-85
2/4	Redlands	H	W	61-57
2/5	San Diego State	A	L	75-79
2/11	Loyola Marymount	A	W	76-74
2/15	Cal State Los Angeles	A	L	65-71
2/19	San Diego State	H	L	65-69
2/22	UC Santa Barbara	H	W	71-65
2/26	Fresno State	A	W	72-64
2/28	Whittier	A	L	59-76

Christmas Tournament (at Canyon, Texas)

1955-56

Record: 2-23 (H: 2-9, A: 0-14, N: 0-0)
WCC: 0-14 (8th) (H: 0-7, A: 0-7)

Head Coach: Robert Dowell

12/1	Dayton	A	L	35-75
12/2	Akron	A	L	79-90
12/3	Cincinnati	A	L	71-101
12/5	Southwest Missouri State	A	L	74-78
12/8	Cal State Los Angeles	H	L	80-83
12/10	Arizona State	H	W	68-55
12/16	San Diego State	H	L	62-90
12/17	UC Santa Barbara	H	W	67-60
1/6	* San Francisco (#1)	A	L	51-62
1/7	* Saint Mary's	A	L	87-93
1/10	UC Santa Barbara	A	L	78-87
1/13	* San Jose State	H	L	66-80
1/14	* Pacific	H	L	62-86
1/20	* Fresno State	H	L	64-94
1/28	* Loyola Marymount	H	L	65-66
2/3	* Santa Clara	A	L	56-79
2/4	* San Jose State	A	L	65-87
2/10	* Saint Mary's	H	L	57-75
2/11	* Santa Clara	H	L	52-68
2/14	* Loyola Marymount	A	L	64-70
2/17	* Fresno State	A	L	72-83
2/18	* Pacific	A	L	57-70
2/24	San Diego State	A	L	42-74
3/2	* San Francisco (#1)	H	L	40-68
3/3	Cal State Los Angeles	A	L	88-89

* West Coast Conference game

1956-57

Record: 7-18 (H: 3-10, A: 4-8, N: 0-0)
WCC: 2-12 (8th) (H: 1-6, A: 1-6)

Head Coach: Robert Dowell

11/30	Westmont	H	L	66-88
12/7	Regis College	H	L	72-76
12/8	Cal State Los Angeles	H	L	72-76
12/11	UC Santa Barbara	A	W	81-53
	Northern Arizona	A	L	64-68
12/15	Arizona State	A	W	81-78
12/28	Redlands	H	W	62-55
1/4	* Santa Clara	A	L	54-73
1/5	* San Jose State	A	L	54-80
1/8	UC Santa Barbara	H	L	59-79
1/11	* Saint Mary's	H	L	62-79
1/12	* San Jose State	H	L	42-62
	San Diego State	A	L	62-70
1/22	Cal State Los Angeles	A	W	76-74
1/26	San Diego State	H	W	92-77
2/1	* San Francisco	A	L	67-78
2/2	* Saint Mary's	A	L	81-98
2/9	* Loyola Marymount	A	L	67-77
2/15	* Fresno State	A	L	91-101
2/16	* Pacific	A	W	76-71
2/22	* San Francisco	H	L	66-88
2/23	* Santa Clara	H	L	59-62
3/1	* Fresno State	H	L	81-91
3/2	* Pacific	H	L	61-68
3/5	* Loyola Marymount	H	W	84-73

* West Coast Conference game

PEPPERDINE BASKETBALL

GAME-BY-GAME RESULTS

1957-58

Record: 15-11 (H: 9-5, 6-6, N: 0-0)

WCC: 5-7 (T-4th) (H: 2-4, A: 3-3)

Head Coach: Robert Dowell

12/4	West Texas State	H W	77-66
12/6	Arizona State	H W	83-74
12/7	Northern Arizona	H W	88-62
12/10	Redlands	A W	56-47
12/13	Arizona State	A W	80-74
12/21	UC Santa Barbara	H W	77-64
12/28	Kent State	H W	84-59
1/3	Westmont	H W	84-48
1/4	San Diego State	A W	84-68
1/10	* Santa Clara	A L	59-60
1/11	* San Jose State	A L	61-92
1/14	* Loyola Marymount	H W	64-48
1/18	Regis College	A L	70-83
1/20	New Mexico State	A L	69-86
1/25	San Diego	H W	80-65
1/31	* Pacific	A W	77-67
2/1	* San Francisco (#5)	A L	59-105
2/4	* Saint Mary's	A W	67-66
2/11	UC Santa Barbara	A L	83-97
2/14	* San Francisco (#5)	H L	59-69
2/15	San Diego State	H L	59-70
2/21	* Pacific	H L	62-64
2/22	* San Jose State	H W	68-67
2/28	* Santa Clara	H L	66-71
3/1	* Saint Mary's	H L	74-82
3/4	* Loyola Marymount	A W	54-43

* West Coast Conference game

1958-59

Record: 16-8 (H: 12-2, A: 3-6, N: 1-0)

WCC: 8-4 (3rd) (H: 5-1, A: 3-3)

Head Coach: Robert Dowell

12/2	Fresno State	H L	59-69
12/5	San Diego State	H W	71-69ot
12/10	Seattle	A L	75-83
12/13	San Jose State	N W	46-40
12/18	Wheaton College	H W	74-56
12/20	Whittier College	H W	66-50
12/23	Redlands	H W	89-69
12/30	Kent State	H W	69-66
1/3	San Diego State	A L	54-67
1/9	* Pacific	H W	72-64
1/10	* Saint Mary's	H L	64-74
1/13	* Loyola Marymount	A W	55-41
1/17	San Diego	H W	77-67
1/31	Regis College	H W	83-63
2/4	* Pacific	A L	67-71
2/6	* San Jose State	A W	71-69ot
2/7	* Santa Clara	A L	69-84
2/13	* Santa Clara	H W	90-72
2/14	* San Jose State	H W	68-52
2/20	* San Francisco	A W	62-53
2/21	* Saint Mary's	A L	75-78
2/25	Arizona State	A L	78-112
2/28	* San Francisco	H W	83-63
3/3	* Loyola Marymount	H W	78-55

* West Coast Conference game

1959-60

Record: 14-11 (H: 7-1, A: 6-8, N: 1-2)

WCC: 8-4 (3rd) (H: 6-0, A: 2-4)

Head Coach: Robert Dowell

12/1	U.S. International	H W	60-45
12/2	Loyola Marymount	A L	66-87
12/5	Toledo	A L	65-68
12/7	Kent State	A W	84-80
12/9	Marshall	A L	76-82
12/11	Wyoming	A L	68-75
12/14	Regis	A W	61-57
12/22	Redlands	A W	80-69
12/28	# Santa Clara	N L	63-85
12/29	# Seattle	N L	66-67
12/30	# San Jose State	N W	84-60

1/8	* Santa Clara	H W	59-48
1/9	* San Francisco	H W	59-55
1/12	* Loyola Marymount	H W	70-60
2/1	* Pacific	A W	69-68
2/3	* Saint Mary's	A L	69-74
2/5	* San Francisco	A L	69-72
2/8	San Diego State	H L	71-74
2/12	* San Jose State	H W	62-58
2/13	San Diego State	A W	63-58
2/19	* San Jose State	A W	72-70ot
2/20	* Santa Clara	A L	74-80
2/26	* Pacific	H W	73-66
2/27	* Saint Mary's	H W	70-55
3/1	* Loyola Marymount	A L	60-76

* West Coast Conference game
WCC Tournament (San Francisco, Calif.)

1960-61

Record: 9-16 (H: 6-6, A: 2-9, N: 1-1)

WCC: 3-9 (6th) (H: 2-4, A: 1-5)

Head Coach: Robert Dowell

12/1	Seattle	H L	51-81
12/3	San Diego State	H W	77-60
12/8	Seattle	A L	55-86
12/10	Portland	A L	44-66
12/13	Long Beach State	A L	62-72
12/17	Long Beach State	H L	67-86
12/20	Redlands	H W	74-72
12/26	# San Francisco	A L	36-67
12/28	# Pacific	N W	69-59
12/30	# Loyola Marymount	N L	62-71
1/6	* San Francisco	H L	60-72
1/7	* Saint Mary's	H L	81-88
1/10	* Loyola Marymount	A L	71-84
1/14	Cal State Northridge	H W	76-73
1/21	San Diego State	A W	50-48
1/28	Cal Poly Pomona	H W	75-71ot
2/1	* Saint Mary's	A L	58-74
2/3	* Santa Clara	A L	40-43
2/4	* San Jose State	A L	46-68
2/6	* San Jose State	H L	56-67
2/7	* Santa Clara	H W	67-56
2/16	* San Francisco	A L	40-66
2/18	* Pacific	A W	59-53
3/4	* Pacific	H W	81-80ot
3/7	* Loyola Marymount	H L	64-82

* West Coast Conference game
% City of Roses Tournament (Portland, Ore.)
WCC Tournament (San Francisco, Calif.)

1961-62

Record: 20-7 (H: 9-2, A: 9-2, N: 2-3)

WCC: 11-1 (1st) (H: 5-1, A: 6-0)

Head Coach: Robert Dowell

12/2	San Diego State	H L	78-80
12/13	U.S. International	A W	46-38
12/15	Whittier	A W	77-58
12/18	Southwest Missouri State	H W	68-63
12/22	Cal State Northridge	H W	79-62
12/26	# Santa Clara	N L	64-76
12/28	# Pacific	N L	63-72
12/30	# San Francisco State	N W	70-69
1/3	Redlands	H W	97-70
1/4	Hawaii	H W	74-52
1/12	* Santa Clara	H W	63-44
1/13	* San Francisco	H W	62-60
1/16	* Loyola Marymount	H L	54-64
1/19	Seattle	A L	66-83
1/20	Seattle	A L	59-74
2/2	San Diego State	A W	64-58
2/7	* Pacific	A W	79-45
2/9	* San Jose State	A W	2-0
2/10	* Santa Clara	A W	57-51
2/16	* San Jose State	H W	71-53
2/17	* Pacific	H W	74-53
2/23	* Saint Mary's	H W	77-51
3/2	* San Francisco	A W	69-57

3/3	* Saint Mary's	A W	81-76
3/10	* Loyola Marymount	A W	68-59
3/16	\$ Oregon State	N L	67-69
3/17	\$ Utah State	N W	75-71

* West Coast Conference game
WCC Tournament (San Francisco, Calif.)
\$ NCAA Tournament (Provo, Utah)

1962-63

Record: 14-11 (H: 9-2, A: 3-8, N: 2-1)

WCC: 6-6 (T-4th) (H: 4-2, A: 2-4)

Head Coach: Robert Dowell

11/30	Cal State Northridge	A W	69-59
12/1	Redlands	H W	94-72
12/4	San Diego State	H W	74-66
12/8	Arizona State	A L	???
12/11	San Diego	H W	82-66
12/15	Colorado (#8)	A L	???
12/17	Colorado State	A L	67-69
12/26	# San Jose State	N L	54-64
12/27	# Pacific	N W	101-71
12/28	# Loyola Marymount	N W	92-57
1/5	* Santa Clara	H L	74-75
1/7	* San Francisco	H L	60-71
1/10	Hawaii	H W	64-59
1/12	Hawaii	H W	93-61
2/2	San Diego State	A L	51-55
2/6	* Saint Mary's	A L	69-84
2/8	* San Jose State	A L	60-67
2/9	* San Francisco	A L	75-101
2/14	* Pacific	H W	76-72
2/16	* San Jose State	H W	80-63
2/19	* Loyola Marymount	H W	64-59
2/22	* Saint Mary's	H W	89-87
3/1	* Santa Clara	A L	71-76
3/2	* Pacific	A W	78-69
3/5	* Loyola Marymount	A W	73-55

* West Coast Conference game
WCC Tournament (San Francisco, Calif.)

1963-64

Record: 6-19 (H: 5-6, A: 1-10, N: 0-3)

WCC: 3-9 (T-6th) (H: 2-4, A: 1-5)

Head Coach: Robert Dowell

11/30	San Diego State	H W	79-65
12/7	Cal State Northridge	H W	90-71
12/10	San Diego State	A L	75-77
12/21	Pasadena College	H W	92-76
12/26	# Santa Clara	N L	69-82
12/27	# Pacific	N L	60-74
12/28	# Loyola Marymount	N L	60-76
1/4	* Loyola Marymount	H L	76-78
1/10	UC Santa Barbara	H L	58-60
1/11	* San Jose State	H L	53-57
1/17	Cal State Los Angeles	A L	89-104
1/18	Cal State Los Angeles	H L	88-103
1/27	Seattle	A L	77-100
1/28	Portland	A L	68-85
2/1	* Loyola Marymount	A L	91-95
2/7	* Saint Mary's	A L	56-70
2/8	* Pacific	A L	68-101
2/14	* San Francisco	H L	68-103
2/15	* Santa Clara	H W	80-75ot
2/20	UC Santa Barbara	A L	85-87
2/22	* San Jose State	A W	55-54
2/28	* Saint Mary's	H L	67-75
2/29	* Pacific	H W	86-72
3/6	* San Francisco	A L	58-80
3/7	* Santa Clara	A L	78-98

* West Coast Conference game
WCC Tournament (San Francisco, Calif.)

PEPPERDINE BASKETBALL

GAME-BY-GAME RESULTS

1964-65

Record: 6-19 (H: 4-6, A: 1-9, N: 1-4)

WCC: 3-11 (7th) (H: 2-5, A: 1-6)

Head Coach: Robert Dowell

12/1	San Diego	A	L	78-83
12/4	Arizona	A	L	49-78
12/5	Arizona State	A	L	69-92
12/11	# Gonzaga	N	L	70-93
12/12	# Redlands	N	W	62-46
12/19	Northern Colorado	H	W	85-80
12/28	\$ San Francisco (#5)	N	L	68-103
12/29	\$ Saint Mary's	N	L	69-72
12/30	\$ UC Santa Barbara	N	L	80-109
1/8	* Saint Mary's	A	L	52-55
1/9	* Pacific	A	L	71-95
1/23	San Diego	H	W	96-71
1/30	* Loyola Marymount	H	L	79-89
2/1	Memphis State	H	L	90-115
2/5	* UC Santa Barbara	H	L	65-76
2/6	* San Jose State	H	W	71-56
2/12	* San Francisco	A	L	69-92
2/13	* Santa Clara	A	L	75-84
2/19	* Saint Mary's	H	L	55-68
2/20	* Pacific	H	W	69-64
2/23	* Loyola Marymount	A	W	78-71
2/25	* UC Santa Barbara	A	L	63-79
2/27	* San Jose State	A	L	68-82
3/5	* San Francisco	H	L	75-100
3/6	* Santa Clara	H	L	94-104

* West Coast Conference game
Portland Tournament (Portland, Ore.)
\$ WCC Tournament (San Jose, Calif.)

1965-66

Record: 2-24 (H: 2-8, A: 0-13, N: 0-3)

WCC: 1-13 (8th) (H: 1-6, A: 0-7)

Head Coach: Robert Dowell

12/2	Iowa	A	L	50-111
12/4	Loyola-New Orleans	A	L	70-85
12/6	Memphis State	A	L	66-85
12/8	St. Louis	A	L	71-106
12/18	San Diego	A	L	59-71
12/21	Pasadena College	H	W	97-95
12/27	* Pacific	N	L	78-100
12/28	# Santa Clara	N	L	70-112
12/29	# Loyola Marymount	N	L	80-108
1/8	* Loyola Marymount	A	L	75-82
1/14	* Santa Clara	A	L	79-88
1/15	* San Francisco	A	L	59-100
1/21	Cal State Los Angeles	A	L	81-88
1/22	Cal State Los Angeles	H	L	86-102
1/28	San Diego	H	L	81-83
2/4	* Pacific	H	L	84-97
2/5	* Saint Mary's	H	L	74-77
2/11	* San Jose State	H	L	79-101
2/12	* UC Santa Barbara	H	W	98-89
2/18	* Pacific	A	L	76-102
2/19	* Saint Mary's	A	L	88-104
2/22	* Loyola Marymount	H	L	74-93
2/24	* San Jose State	A	L	83-90
2/26	* UC Santa Barbara	A	L	81-84
3/4	* Santa Clara	H	L	81-101
3/5	* San Francisco	H	L	65-91

* West Coast Conference game
WCC Tournament (San Jose, Calif.)

1966-67

Record: 9-17 (H: 6-6, A: 2-10, N: 1-1)

WCC: 5-9 (6th) (H: 3-4, A: 2-5)

Head Coach: Robert Dowell

12/1	Utah	A	L	64-115
12/2	Utah State	A	L	61-75
12/3	Weber State	A	L	96-104
12/9	San Diego	H	L	70-84
12/16	Colorado State	H	W	116-87
12/23	Graceland College	H	W	117-89
12/28	# San Francisco	A	L	71-86
12/29	# San Jose State	N	L	88-94
12/30	# Saint Mary's	N	W	95-81
1/2	Loyola-New Orleans	H	L	70-72

1/6	* Loyola Marymount	A	L	76-94
1/12	* UC Santa Barbara	A	L	71-82
1/14	* San Jose State	A	W	98-91
1/20	Southern Calif. College	H	W	119-74
1/28	San Diego	A	L	86-92
2/3	* Saint Mary's	H	W	87-72
2/4	* Pacific	H	L	81-82
2/10	* San Francisco	A	L	73-79
2/11	* Santa Clara	A	L	74-105
2/17	* Loyola Marymount	H	L	82-90
2/24	* Saint Mary's	A	W	76-73
2/25	* Pacific	A	L	67-94
3/3	* Santa Clara	H	L	79-102
3/4	* San Francisco	H	W	90-75
3/10	* San Jose State	H	W	102-99
3/11	* UC Santa Barbara	H	L	97-102

* West Coast Conference game
WCC Tournament (San Francisco, Calif.)

1967-68

Record: 9-17 (H: 9-5, A: 0-10, N: 0-2)

WCC: 2-12 (8th) (H: 2-5, A: 0-7)

Head Coach: Robert Dowell

12/1	Southwest Missouri State	H	W	70-69
12/2	San Diego	H	W	81-78
12/4	Arizona State	A	L	83-101
12/6	New Mexico	A	L	58-93
12/22	Portland State	H	W	103-86
12/28	# Indiana State	N	L	81-88
12/29	# Southwest Louisiana	N	L	72-94
1/2	St. Martin's	H	W	102-85
1/6	Taylor University	H	W	112-107
1/12	* Santa Clara	H	L	80-102
1/13	* San Francisco	H	L	62-73
1/16	San Diego	A	L	51-61
1/20	Cal Lutheran	H	W	96-82
1/22	Puget Sound	H	W	106-87
1/27	* Loyola Marymount	A	L	79-85
2/2	* Pacific	A	L	74-90
2/3	* Saint Mary's	A	L	67-85
2/9	* UC Santa Barbara	H	L	92-100
2/10	* San Jose State	H	L	83-101
2/17	* Loyola Marymount	H	L	69-91
2/23	* Saint Mary's	H	W	82-71
2/24	* Pacific	H	W	95-86
2/29	* San Jose State	A	L	81-105
3/2	* UC Santa Barbara	A	L	90-94
3/8	* Santa Clara	A	L	66-94
3/9	* San Francisco	A	L	80-86

* West Coast Conference game
Golden Spike Tournament (Ogden, Utah)

1968-69

Record: 14-12 (H: 9-4, A: 4-8, N: 1-0)

WCC: 6-8 (5th) (H: 3-4, A: 3-4)

Head Coach: Gary Colson

11/30	Lamar	A	L	64-65
12/2	Houston (#8)	A	L	60-80
12/6	# Idaho State	N	W	58-47
12/7	# Weber State	A	L	46-73
12/10	Whittier College	H	W	63-61
12/13	Cal State Northridge	A	L	73-85
12/14	UC Riverside	H	W	70-53
1/4	* Loyola Marymount	A	L	58-71
1/6	Trinity	H	W	67-66
1/10	* San Jose State	H	L	68-76
1/11	* UC Santa Barbara	H	L	57-76
1/14	St. Joseph's (Ind.)	H	W	83-71
1/17	* Saint Mary's	A	W	89-74
1/18	* Pacific	A	L	62-73
1/25	Sacramento State	H	W	83-58
1/31	San Diego	A	W	62-54
2/7	* San Francisco	A	W	71-64
2/8	* Santa Clara (#3)	A	L	60-88
2/15	* Loyola Marymount	H	W	69-64
2/21	* Pacific	H	W	66-64
2/22	* Saint Mary's	H	W	56-53
2/25	San Diego	H	W	82-68
2/28	* Santa Clara (#4)	H	L	52-62
3/1	* San Francisco	H	L	53-79

3/6	* UC Santa Barbara	A	W	73-71
3/8	* San Jose State	A	L	60-92

* West Coast Conference game
Golden Spike Tournament (Ogden, Utah)

1969-70

Record: 14-12 (H: 10-3, A: 4-9, N: 0-0)

WCC: 7-7 (T-5th) (H: 5-2, A: 2-5)

Head Coach: Gary Colson

12/1	Utah State	A	L	82-113
12/6	Northern Arizona	H	W	89-75
12/11	San Diego	H	W	97-78
12/13	Miami (Fla.)	H	W	93-90ot
12/20	MacMurray College	H	W	103-78
12/27	Butler	A	L	85-92
12/29	Indiana State	A	W	75-74
12/30	Bradley	A	L	74-91
1/2	Florida State	H	L	83-121
1/5	Trinity (Texas)	A	L	60-71
1/8	* Saint Mary's	H	W	62-61
1/10	* Pacific	H	L	60-101
1/17	* Loyola Marymount	A	L	72-77
1/20	* UNLV	H	W	83-73
1/24	Cal State Northridge	H	W	82-75
1/31	* Loyola Marymount	H	W	88-72
2/5	* San Francisco	A	L	68-84
2/7	* Santa Clara	A	L	72-105
2/13	* UNLV	A	L	82-86
2/14	* Nevada	H	W	91-84
2/19	* Saint Mary's	A	W	80-71
2/21	* Pacific	A	L	55-83
2/26	* San Francisco	H	W	79-72
2/28	* Santa Clara	H	L	70-87
3/2	San Diego	A	W	70-67
3/7	* Nevada	A	W	93-79

* West Coast Conference game

1970-71

Record: 12-13 (H: 8-6, A: 3-7, N: 1-0)

WCC: 4-10 (T-6th) (H: 2-5, A: 2-5)

Head Coach: Gary Colson

12/1	San Diego	H	W	83-78
12/12	North Dakota State	H	W	83-64
12/19	Idaho State	H	W	95-87
12/22	New York University	H	W	86-84
1/2	Florida State	A	L	82-101
1/4	# Trinity	N	W	86-60
1/5	# South Alabama	A	L	68-74
1/7	* Nevada	A	W	99-68
1/9	* UNLV	A	L	64-81
1/12	Hawaii	H	L	88-103
1/14	* Santa Clara	H	L	66-91
1/16	* San Francisco	H	L	69-72
1/22	Chico State	H	W	78-62
1/25	Rhode Island	H	W	90-89
1/30	* Loyola Marymount	H	L	65-73
2/4	* Pacific	A	L	55-80
2/6	* Saint Mary's	A	W	82-79
2/11	* Nevada	H	W	53-52
2/13	* UNLV	H	W	89-80
2/18	* Santa Clara	A	L	75-82
2/20	* San Francisco	A	L	59-70
2/25	* Pacific	H	L	63-68
2/27	* Saint Mary's	H	L	78-79
3/2	San Diego	A	W	98-80
3/6	* Loyola Marymount	A	L	66-77

* West Coast Conference game
Senior Bowl Classic (Mobile, Ala.)

PEPPERDINE BASKETBALL

GAME-BY-GAME RESULTS

1971-72

Record: 10-15 (H: 6-7, A: 3-8, N: 1-0)
WCC: 5-9 (6th) (H: 2-5, A: 3-4)

Head Coach: Gary Colson

12/2	Quincy College	H	W	98-85
12/6	Samford	H	W	96-82
12/18	South Alabama	H	W	97-73
12/22	Evansville	A	L	85-102
12/28	# New Mexico State	A	L	82-89
12/29	# Portland	N	W	73-71
12/31	Seton Hall	H	L	63-66
1/3	Temple	H	L	78-83
1/6	* Seattle	H	L	95-103
1/8	* Saint Mary's	H	W	102-81
1/13	* UNLV	A	L	83-92
1/15	* Nevada	H	W	92-70
1/21	Hawaii	A	L	85-94
1/22	Hawaii	A	L	88-125
1/29	* Loyola Marymount	A	W	86-82
2/3	* San Francisco	A	L	81-97
2/5	* Santa Clara	A	L	85-106
2/12	* Loyola Marymount	H	L	105-107
2/14	Southern Mississippi	H	W	71-68
2/17	* San Francisco	H	L	75-82
2/19	* Santa Clara	H	L	84-111
2/24	* UNLV	H	L	68-70
2/26	* Nevada	A	W	89-88
3/2	* Saint Mary's	A	W	forfeit
3/4	* Seattle	A	L	88-106

* West Coast Conference game
 # Roadrunner Invitational (Las Cruces, N.M.)

1972-73

Overall: 14-11 (H: 11-2, A: 2-8, N: 1-1)
WCC: 7-7 (T-3rd) (H: 6-1, A: 1-6)

Head Coach: Gary Colson

11/25	Doane College	H	W	101-90
11/30	Whittier College	H	W	88-73
12/7	Cal State Hayward	H	W	87-57
12/19	John Brown	H	L	66-74
12/23	Pittsburgh	H	W	80-73
12/28	# Clemson	A	L	65-80
12/29	# Texas	N	L	81-96
1/2	Drury College	H	W	107-75
1/4	* UNLV	H	W	83-81
1/6	* Nevada	H	W	110-94
1/11	* Santa Clara	A	L	77-86
1/13	* San Francisco (#12)	A	L	84-104
	Chaminade	A	W	104-97
1/25	\$ Grambling	N	W	72-70
1/27	\$ Cal State Los Angeles	A	L	80-87
2/1	* Seattle	H	W	97-85
2/3	* Saint Mary's	H	W	112-91
2/6	* Loyola Marymount	A	L	91-103
2/10	* Loyola Marymount	H	W	85-80
2/15	* UNLV	A	L	73-75
2/17	* Nevada	A	L	93-101
2/22	* Saint Mary's	A	L	82-83
2/24	* Seattle	A	W	85-72
3/1	* Santa Clara	H	W	89-85
3/4	* San Francisco	H	L	71-96

* West Coast Conference game
 # Poinsettia Classic (Greenville, S.C.)
 \$ Cal State L.A. Invitational (Los Angeles, Calif.)

1973-74

Overall: 8-18 (H: 5-10, A: 3-8, N: 0-0)
WCC: 4-10 (T-6th) (H: 1-6, A: 3-4)

Head Coach: Gary Colson

11/30	Pacific	H	L	50-52
12/6	Cal State Los Angeles	H	L	61-63
12/8	Evansville	A	L	58-87
12/10	Dayton	A	L	61-69
12/15	Pacific	A	L	63-70ot
12/20	Chicago State	H	W	102-69
12/21	Moorhead State	H	L	61-64
12/29	Portland	H	W	70-49
1/2	Purdue-Calumet	H	W	75-38
1/4	Oral Roberts	H	L	74-87
1/7	Bethany (Okla.)	H	W	54-48

1/11	* San Francisco	H	L	59-73
1/12	* Santa Clara	H	L	46-48
1/18	* Saint Mary's	A	W	75-71
1/19	* Seattle	A	L	57-74
1/31	* Nevada	A	W	74-57
2/5	* Loyola Marymount	H	L	49-50
2/9	Oral Roberts (#19)	A	L	71-98
2/12	* Loyola Marymount	A	L	59-62
2/15	* Seattle	H	L	71-72ot
2/16	* Saint Mary's	H	W	72-67
2/22	* Santa Clara	A	W	63-58
2/23	* San Francisco	A	L	55-68
2/28	* UNLV	H	L	63-72
3/2	* Nevada	H	L	72-75
3/4	* UNLV	A	L	66-80

1974-75

Overall: 17-8 (H: 11-4, A: 6-4, N: 0-0)
WCC: 8-6 (3rd) (H: 4-3, A: 4-3)

Head Coach: Gary Colson

11/29	# Missouri Western State	H	W	101-86
11/30	# Southwest Missouri State	H	W	97-71
12/3	Hastings College	H	W	98-91
12/17	Buffalo State	H	W	99-70
12/21	Memphis State (#11)	H	L	108-111ot
12/23	Moorhead State	H	W	105-75
12/28	Cincinnati	A	L	88-107
1/4	Dayton	H	W	80-79
1/6	Grace College	H	W	97-77
1/10	* Nevada	H	W	91-76
1/11	* UNLV	H	L	82-94
1/16	* Saint Mary's	A	W	73-71
1/18	* Seattle	A	W	69-67
1/22	Hawaii-Hilo	A	W	81-79
1/27	* Loyola Marymount	H	L	79-90
1/30	* Santa Clara	A	W	79-78ot
1/31	* San Francisco	A	L	89-97
2/8	* Loyola Marymount	A	L	71-83
2/14	* Seattle	H	W	88-75
2/15	* Saint Mary's	H	L	70-72
2/19	* UNLV	A	L	86-123
2/20	* Nevada	A	W	86-76
2/25	Cal State Los Angeles	A	W	84-82
2/28	* Santa Clara	H	W	67-65ot
3/1	* San Francisco	H	W	97-94

* West Coast Conference game
 # Malibu Classic (Malibu, Calif.)

1975-76

Overall: 22-6 (H: 17-1, A: 4-5, N: 1-0)
WCC: 10-2 (1st) (H: 6-0, A: 4-2)

Head Coach: Gary Colson

11/29	Hastings College	H	W	96-71
12/2	Doane College	H	W	87-55
12/5	# Southern	H	W	83-77
12/6	# Humboldt State	H	W	70-57
12/12	Northern Arizona	H	W	91-75
12/13	Mount Marty	H	W	101-61
12/19	Chicago State	H	W	2-0
12/20	Portland	H	W	101-53
12/23	Cincinnati (#6)	H	L	74-76
12/31	Memphis State	A	L	82-90
1/3	Spring Arbor	H	W	84-50
1/5	Nebraska-Omaha	H	W	88-72
1/9	* San Francisco (#20)	H	W	75-65
1/10	* Santa Clara	H	W	42-38
1/16	* Nevada	A	W	89-84
1/17	* Saint Mary's	A	W	68-60
1/23	* Seattle	A	L	64-82
1/30	UNLV (#3)	A	L	101-118
2/3	* Loyola Marymount	A	L	67-70
2/6	UNLV (#3)	H	W	93-91
2/10	* Loyola Marymount	H	W	87-70
2/14	* Seattle	H	W	78-73ot
2/20	* Nevada	H	W	83-66
2/21	* Saint Mary's	H	W	112-76
2/28	* Santa Clara	A	W	91-88ot2
3/6	* San Francisco	A	W	85-84ot
3/13	& Memphis State	N	W	87-77

3/18	% UCLA (#5)	A	L	61-70
------	-------------	---	---	-------

* West Coast Conference game
 # Malibu Classic (Malibu, Calif.)
 & NCAA West Regional (Tucson, Ariz.)
 % NCAA West Regional (Los Angeles, Calif./UCLA)

1976-77

Overall: 13-13 (H: 10-4, A: 2-9, N: 1-0)
WCC: 5-9 (6th) (H: 4-3, A: 1-6)

Head Coach: Gary Colson

11/29	UC Riverside	H	W	79-62
12/4	North Dakota	H	W	82-78
12/10	# Azusa Pacific	H	W	83-62
12/11	# South Alabama	H	W	73-64
12/20	Washington State	A	W	71-67
12/22	Oregon	A	L	55-67
12/27	\$ Nevada	A	L	68-78
12/28	\$ Idaho	N	W	95-88
12/30	St. Xavier	H	W	93-80
1/4	Calvin College	H	W	92-74
1/7	* Nevada	H	L	73-77ot4
1/8	* Saint Mary's	H	W	76-74
1/14	* San Francisco (#1)	A	L	72-107
1/15	* Santa Clara	A	L	70-74
1/20	* Loyola Marymount	H	W	69-57
1/22	UNLV (#7)	A	L	80-85
1/28	* Loyola Marymount	A	L	58-62
2/4	* Portland	H	W	89-83
2/5	* Seattle	H	W	93-82
2/10	* Seattle	A	L	62-77
2/12	* Portland	A	L	91-102
2/17	* Santa Clara	H	L	81-89
2/19	* San Francisco (#1)	H	L	73-81
2/24	* Saint Mary's	A	W	91-89ot
2/26	* Nevada	A	L	83-101
3/5	UNLV (#5)	H	L	94-117

* West Coast Conference game
 # Malibu Classic (Malibu, Calif.)
 \$ Wolf Pack Classic (Reno, Nev.)

1977-78

Overall: 7-19 (H: 6-8, A: 0-11, N: 1-0)
WCC: 2-12 (8th) (H: 2-5, A: 0-7)

Head Coach: Gary Colson

11/26	Missouri Western State	H	W	51-42
11/29	UNLV (#10)	H	L	75-78
12/5	UNLV (#10)	A	L	90-117
12/9	# Texas-Arlington	H	W	89-88ot2
12/10	# Loyola Marymount	H	W	79-76ot
12/15	UC Riverside	A	L	59-66
12/20	Washington State	H	L	62-75
12/23	Arizona	A	L	65-110
12/28	\$ Middle Tennessee State	N	W	68-61
12/29	\$ South Alabama	A	L	64-82
1/5	* Seattle	A	L	83-95
1/7	* Portland	A	L	69-79
1/13	* Saint Mary's	H	L	82-85
1/14	* Nevada	H	L	50-83
1/20	* Loyola Marymount	A	L	71-75
1/21	Portland State	H	W	77-75
1/24	North Texas State	H	L	77-93
1/27	* Loyola Marymount	H	W	60-58
2/2	* Nevada	A	L	50-60
2/4	* Saint Mary's	A	L	67-71
2/10	* San Francisco	H	L	73-85
2/11	* Santa Clara	H	L	64-72
2/17	* Santa Clara	A	L	53-62
2/18	* San Francisco	A	L	56-89
2/24	* Seattle	H	L	76-84
2/25	* Portland	H	W	70-69

* West Coast Conference game
 # Malibu Classic (Malibu, Calif.)
 \$ Senior Bowl Tournament (Mobile, Ala.)

PEPPERDINE BASKETBALL

GAME-BY-GAME RESULTS

1978-79

Overall: 22-10 (H: 14-2, A: 4-7, N: 4-1)
WCC: 10-4 (2nd) (H: 6-1, A: 4-3)

Head Coach: Gary Colson

11/24	# Indiana (#10)	N	W	59-58
11/25	# North Carolina St. (#12)	N	L	62-91
11/26	# Lamar	N	W	75-74
11/29	Idaho State	H	W	88-66
12/1	UC Santa Barbara	H	W	115-80
12/4	Oregon	H	W	73-68
12/8	§ Southwestem Louisiana	A	L	90-119
12/9	§ McNeese State	N	W	81-69
12/12	Oklahoma	A	L	66-92
12/15	£ Portland State	H	W	99-64
12/16	£ Cal State Fullerton	H	L	65-67
12/20	Illinois Wesleyan	H	W	62-51
12/27	St. Xavier	H	W	93-72
1/2	Harvard	H	W	95-63
1/5	* Santa Clara	H	W	91-72
1/6	* San Francisco	H	L	74-91
1/11	* Saint Mary's	A	W	65-61
1/13	* Nevada	A	W	84-68
1/19	* Loyola Marymount	H	W	74-65
1/23	UC Santa Barbara	A	L	56-64
1/26	* Loyola Marymount	A	W	104-71
2/2	* Nevada	H	W	85-78
2/3	* Saint Mary's	H	W	77-73
2/9	* Seattle	H	W	98-83
2/10	* Portland	H	W	91-74
2/15	* Portland	A	W	78-69
2/17	* Seattle	A	L	79-91
2/23	* San Francisco	A	L	69-72
2/24	* Santa Clara	A	L	74-85
2/26	Centenary	H	W	104-86
3/9	& Utah	N	W	92-88ot
3/11	& UCLA (#2)	A	L	71-76

* West Coast Conference game

Seawolf Classic (Anchorage, Alaska)

§ Bayou Classic (Lafayette, La.)

£ Malibu Classic (Malibu, Calif.)

& NCAA West Regional (Los Angeles, Calif./UCLA)

1979-80

Overall: 17-11 (H: 9-4, A: 6-6, N: 2-1)
WCC: 9-7 (T-5th) (H: 6-2, A: 3-5)

Head Coach: Jim Harrick

12/1	Idaho	A	L	72-78
12/3	Idaho State	A	W	85-72
12/7	# Montana State	H	L	73-76
12/8	# Idaho	H	L	72-77
12/10	Southwest Texas State	H	W	87-77
12/14	Long Beach State	A	W	95-94
12/15	North Texas State	A	W	77-75
12/19	Oklahoma	H	W	87-71
12/21	§ Arkansas-Little Rock	N	W	92-85
12/22	§ UC Irvine	N	W	68-55
12/27	Kansas	H	W	96-89
1/4	* Santa Clara	A	L	101-103
1/5	* St. Mary's	A	L	87-89ot
1/12	* Loyola Marymount	H	W	88-74
1/18	* San Francisco	H	L	80-85
1/19	* San Diego	H	L	63-70
1/27	* Gonzaga	A	L	70-79
2/1	* Seattle	H	W	89-83
2/2	* Portland	H	W	87-80
2/7	* San Diego	A	W	70-67
2/9	* San Francisco	A	L	79-92
2/12	* Loyola Marymount	A	L	84-85
2/15	* Gonzaga	H	W	76-75
2/22	* Seattle	A	W	96-81
2/24	* Portland	A	W	71-64ot
2/29	* Saint Mary's	H	W	90-72
3/1	* Santa Clara	H	W	98-92
3/4	% Long Beach State	N	L	87-104

* West Coast Conference game

Malibu Classic (Malibu, Calif.)

§ Raindrop Classic (Portland, Ore.)

% National Invitation Tournament (Anaheim, Calif.)

1980-81

Overall: 16-12 (H: 9-3, A: 6-8, N: 1-1)
WCC: 11-3 (T-1st) (H: 6-1, A: 5-2)

Head Coach: Jim Harrick

11/28	Hastings College	H	W	118-90
12/1	Kansas	A	L	67-81
12/3	Northern Arizona	A	W	85-79
12/6	Oregon State (#6)	H	L	76-82
12/8	Illinois State	H	L	72-84
12/13	UCLA (#3)	A	L	63-81
12/16	Houston	A	L	81-94
12/20	Indiana State	A	L	73-83
12/22	Illinois State	A	L	64-74
12/29	# Northwestern Louisiana	N	W	87-77
12/30	# Evansville	A	L	77-86
1/6	Azusa Pacific	H	W	109-73
1/10	Long Beach State	H	W	73-71
1/16	* San Diego	H	W	83-50
1/17	* Santa Clara	H	W	91-82
1/22	* Gonzaga	A	W	81-76ot2
1/24	* Portland	A	L	79-81
1/30	* Saint Mary's	A	W	76-75
1/31	* San Francisco	A	L	81-85
2/7	* Loyola Marymount	H	W	106-89
2/13	* San Francisco	H	W	102-99ot
2/14	* Saint Mary's	H	W	98-91
2/20	* Portland	H	L	76-78
2/21	* Gonzaga	H	W	56-54
2/26	* Santa Clara	A	W	89-78
2/28	* San Diego	A	W	64-63
3/7	* Loyola Marymount	A	W	92-86
3/9	% San Francisco	N	L	82-96

* West Coast Conference game

Evansville Tournament (Evansville, Ind.)

% WCC Playoff Game (Santa Clara, Calif.)

1981-82

Overall: 22-7 (H: 13-1, A: 7-4, N: 2-2)
WCC: 14-0 (1st) (H: 7-0, A: 7-0)

Head Coach: Jim Harrick

11/28	UCLA (#2)	A	L	69-76
11/30	Northern Arizona	H	W	88-67
12/4	# Cincinnati	N	L	72-73
12/5	# District of Columbia	N	W	72-71
12/12	Oregon State (#19)	A	L	69-84
12/18	§ Texas-Arlington	H	W	102-97
12/19	§ Evansville	H	L	69-77
12/23	Rice	H	W	77-64
12/30	St. Mary's (Texas)	H	W	76-64
1/2	Northland College	H	W	110-59
1/5	Cal State Fullerton	H	W	95-76
1/7	Fresno State	A	L	46-63
1/9	Long Beach State	A	L	78-80
1/15	* San Francisco (#7)	H	W	102-91
1/16	* Santa Clara	H	W	77-73
1/22	* Saint Mary's	H	W	94-91ot2
1/23	* San Diego	H	W	80-69
1/30	* Loyola Marymount	H	W	92-79
2/4	* Portland	A	W	76-58
2/6	* Gonzaga	A	W	76-67ot
2/12	* Gonzaga	H	W	73-59
2/13	* Portland	H	W	79-64
2/18	* San Diego	A	W	63-61
2/20	* Saint Mary's	A	W	79-66
2/26	* Santa Clara	A	W	76-74ot2
2/27	* San Francisco (#16)	A	W	106-100
3/4	* Loyola Marymount	A	W	105-104ot
3/12	% Pittsburgh	N	W	99-88
3/14	% Oregon State (#4)	N	L	51-70

* West Coast Conference game

McDonald's Classic (Wichita, Kan.)

§ Malibu Classic (Malibu, Calif.)

% NCAA West Regional (Pullman, Wash.)

1982-83

Overall: 20-9 (H: 13-4, A: 7-4, N: 0-1)
WCC: 10-2 (1st) (H: 5-1, A: 5-1)

Head Coach: Jim Harrick

11/26	Southern Calif. College	H	W	103-77
11/30	Cal State Los Angeles	H	W	89-70
12/2	UC Santa Barbara	H	W	77-75
12/4	\$ UC Irvine	A	L	82-85
12/10	# Seattle Pacific	H	W	90-83
12/11	# Fresno State	H	L	56-65
12/16	Nevada	A	W	86-83
12/18	Montana State	A	W	79-56
12/21	Kent State	H	L	65-66
12/23	Texas Tech	H	W	93-85
12/27	Houston (#19)	H	L	92-93
12/30	Long Beach State	H	W	105-90
1/3	Bethany Nazarene	H	W	102-80
1/4	Cal State Fullerton	A	L	74-85
1/8	DePaul	A	L	73-78
1/15	U.S. International	H	W	92-70
1/21	* Gonzaga	H	L	68-69
1/22	* Portland	H	W	83-70
1/29	* San Diego	A	W	61-58
2/4	* Santa Clara	H	W	67-62
2/5	* Saint Mary's	H	W	76-67
2/12	* Loyola Marymount	A	W	101-92
2/18	* Saint Mary's	A	W	66-59
2/19	* Santa Clara	A	L	68-79
2/25	* San Diego	H	W	82-69
3/3	* Portland	A	W	78-69
3/5	* Gonzaga	A	W	68-58
3/10	* Loyola Marymount	H	W	99-91
3/18	% North Carolina St. (#16)	N	L	67-69ot2

* West Coast Conference game

\$ at Anaheim, Calif.

Malibu Classic (Malibu, Calif.)

% NCAA West Regional (Corvallis, Ore.)

1983-84

Overall: 15-13 (H: 10-5, A: 5-7, N: 0-1)
WCC: 6-6 (T-4th) (H: 3-3, A: 3-3)

Head Coach: Jim Harrick

11/30	UC Irvine	H	W	83-81
12/2	# Abilene Christian	H	W	85-79
12/3	# Hofstra	H	W	90-80
12/8	Wichita State (#14)	H	W	67-66ot
12/10	Texas Tech	A	L	64-82
12/16	§ Georgia Tech	N	L	56-67
12/17	§ Pacific	A	W	71-65
12/20	Nevada	H	L	77-78ot
12/23	Cal State Fullerton	H	W	66-65
12/27	Tulsa	A	L	70-102
12/30	Evansville	H	W	89-81
1/2	Long Beach State	A	W	78-64
1/5	DePaul (#3)	H	L	73-81
1/7	Northern Arizona	A	L	54-61
1/9	Colorado	A	L	57-74
1/12	Missouri-Kansas City	H	W	84-73
1/19	* Santa Clara	A	L	63-77
1/26	* Gonzaga	A	W	57-56
1/28	* Portland	A	W	92-82
2/3	* Saint Mary's	H	L	68-76
2/4	* San Diego	H	W	67-64
2/11	* Loyola Marymount	H	L	79-81
2/16	* San Diego	A	L	55-56
2/18	* Saint Mary's	A	L	68-81
2/24	* Portland	H	W	77-68ot
2/25	* Gonzaga	H	W	69-62
3/3	* Santa Clara	H	L	56-62
3/8	* Loyola Marymount	A	W	76-70

* West Coast Conference game

Malibu Classic (Malibu, Calif.)

§ Casaba Club Classic (Stockton, Calif.)

PEPPERDINE BASKETBALL

GAME-BY-GAME RESULTS

1984-85

Overall: 13-0, 9-7, N: 1-2
WCC: 21-1 (1st) (H: 6-0, A: 5-1)

Head Coach: Jim Harrick

11/23	Hawaii	A	L	78-79
11/24	BYU-Hawaii	A	W	62-58
11/25	Hawaii Pacific	A	W	76-72
11/27	Long Beach State	H	W	81-64
12/1	Wichita State	A	W	83-81
12/3	Abilene Christian	A	L	89-93
12/6	Missouri-St. Louis	H	W	95-77
12/15	Nevada	A	L	89-94
12/17	UC Santa Barbara	A	W	65-63
12/20	UC Irvine	A	L	91-92
12/22	Cal State Fullerton	A	L	75-81
12/28	# Temple	N	L	66-71
12/29	# Baylor	N	W	86-83
1/3	Northern Arizona	H	W	82-65
1/5	Fordham	H	W	76-71
1/8	Colorado	H	W	90-64
1/12	Southwest Texas State	H	W	87-70
1/17	* Loyola Marymount	A	W	77-62
1/19	* San Diego	A	W	60-50
1/24	* Santa Clara	A	W	53-52
1/26	* Saint Mary's	A	L	71-76
1/31	* Portland	H	W	76-75
2/2	* Gonzaga	H	W	59-55
2/5	U.S. International	H	W	75-56
2/9	DePaul (#18)	A	L	65-90
2/14	* Gonzaga	A	W	69-58
2/16	* Portland	A	W	80-60
2/21	* Saint Mary's	H	W	69-64
2/23	* Santa Clara	H	W	97-90
2/28	* San Diego	H	W	57-54
3/2	* Loyola Marymount	H	W	86-77
3/15	% Duke (#10)	N	L	62-75

* West Coast Conference game
Cowboy Shootout (Casper, Wyo.)
% NCAA Midwest Regional (Houston, Texas)

1985-86

Overall: 25-5 (H: 15-0, A: 8-3, N: 2-2)
WCC: 13-1 (1st) (H: 7-0, A: 6-1)

Head Coach: Jim Harrick

11/22	# Kansas (#5)	N	L	61-67
11/26	Washington State	H	W	84-76
11/27	St. Mary's (Texas)	H	W	69-60
12/2	Nevada	H	W	100-69
12/7	UC Irvine	H	W	81-72
12/13	§ Western Illinois	N	W	85-67
12/14	§ Brigham Young	A	W	83-73
12/20	£ Southern Methodist	N	W	75-68ot
12/21	£ Kentucky (#13)	A	L	56-88
12/23	Evansville	A	W	62-61
12/28	Cal State Fullerton	H	W	67-64
12/30	Robert Morris	H	W	84-59
1/4	Northern Iowa	H	W	94-86
1/7	U.S. International	H	W	129-94
1/9	DePaul	A	L	57-70
1/16	* Gonzaga	A	W	79-67
1/18	* Portland	A	W	60-55
1/24	* San Francisco	H	W	78-66
1/25	* Santa Clara	H	W	64-60
1/30	* San Diego	A	L	64-69
2/1	* Saint Mary's	A	W	88-67
2/7	* Saint Mary's	H	W	105-64
2/8	* San Diego	H	W	61-60
2/15	* Loyola Marymount	A	W	79-64
2/21	* Portland	H	W	80-61
2/22	* Gonzaga	H	W	87-64
2/28	* Santa Clara	A	W	56-51
3/1	* San Francisco	A	W	85-64
3/5	* Loyola Marymount	H	W	87-82
3/14	% Maryland	N	L	64-69

* West Coast Conference game
NIT Season Tip-Off (Denver, Colo.)
§ BYU Cougar Classic (Provo, Utah)
£ Kentucky Invitational (Lexington, Ky.)
% NCAA West Regional (Long Beach, Calif.)

1986-87

Overall: 12-18 (H: 8-5, A: 2-11, N: 2-2)
WCC: 5-9 (7th) (H: 4-3, A: 1-6)

Head Coach: Jim Harrick

11/29	Oklahoma State	H	W	79-61
12/1	McNeese State	H	W	87-70
12/6	UCLA	A	L	82-95
12/11	Long Beach State	H	L	77-86
12/13	Washington State	A	L	77-82
12/15	Nevada	A	L	88-95
12/17	Cal State Fullerton	A	L	60-80
12/20	UC Irvine	A	L	91-103
12/22	UC Santa Barbara	H	W	93-88
12/26	# South Florida	N	L	65-69
12/27	# Columbia	N	W	91-67
12/30	DePaul (#15)	H	L	75-92
1/9	* San Francisco	A	L	54-61
1/10	* Santa Clara	A	L	50-76
1/16	* Gonzaga	H	W	87-78
1/17	* Portland	H	L	57-69
1/20	Chicago State	H	W	75-72
1/24	* Loyola Marymount	H	W	94-83
1/29	* Saint Mary's	A	L	63-67
1/31	* San Diego	A	L	66-69
2/6	* San Diego	H	L	73-78
2/7	* Saint Mary's	H	W	65-49
2/12	* Portland	A	W	81-66
2/14	* Gonzaga	A	L	70-84
2/20	* Santa Clara	H	W	64-50
2/21	* San Francisco	H	L	77-78
2/25	* Loyola Marymount	A	L	78-98
2/28	% Gonzaga	A	W	76-73
3/6	% San Diego	N	W	64-63
3/7	% Santa Clara	N	L	65-77

* West Coast Conference game
First Bank Classic (Milwaukee, Wis.)
% WCC Tournament (Spokane/San Francisco)

1987-88

Overall: 17-13 (H: 11-2, A: 4-10, N: 2-1)
WCC: 8-6 (4th) (H: 6-1, A: 2-5)

Head Coach: Jim Harrick

11/28	DePaul (#20)	A	W	84-76ot
12/1	UC Irvine	H	W	91-89
12/3	Nevada	H	W	97-91
12/6	Arizona (#9)	A	L	68-73
12/12	McNeese State	A	W	63-61
12/14	Oklahoma State	A	L	66-83
12/17	UC Santa Barbara	A	L	68-76
12/21	Cal State Fullerton	H	W	80-71
12/28	# Colorado State	N	W	66-62
12/29	# Tennessee	A	L	75-96
1/2	Connecticut	H	L	60-63
1/4	Marshall	H	W	99-90
1/7	Texas-Arlington	H	W	91-80
1/15	* Saint Mary's	H	W	67-61ot
1/16	* San Diego	H	W	92-77
1/21	* Gonzaga	A	L	63-70
1/23	* Portland	A	W	91-81
1/29	* Portland	H	W	93-85
1/30	* Gonzaga	H	W	84-59
2/5	* Santa Clara	A	L	57-66
2/6	* San Francisco	A	W	94-91
2/12	* San Francisco	H	W	94-69
2/13	* Santa Clara	H	W	95-86ot
2/17	* Loyola Marymount (#20)	H	L	95-107
2/20	* Loyola Marymount (#20)	A	L	127-142
2/25	* San Diego	A	L	74-76
2/27	* Saint Mary's	A	L	61-64
3/5	% Gonzaga	N	W	81-70
3/6	% Loyola Marymount (#18)	N	L	106-109
3/17	& New Mexico	A	L	75-86

* West Coast Conference game
Volunteer Classic (Knoxville, Tenn.)
% WCC Tournament (Santa Clara, Calif.)
& National Invitation Tournament (Albuquerque, N.M.)

1988-89

Overall: 20-13 (H: 10-3, A: 8-7, N: 2-3)
WCC: 10-4 (T-2nd) (H: 7-0, A: 3-4)

Head Coach: Tom Asbury

11/25	# Texas	N	L	79-82
11/27	# Montana State	N	L	78-81
12/1	Northern Arizona	H	W	96-61
12/3	Nevada	A	W	87-79
12/6	Cal State Fullerton	A	W	71-67
12/10	UC Irvine	A	W	102-76
12/15	UC Santa Barbara	H	L	70-73
12/17	Mississippi Valley State	H	W	87-77
12/18	Northeastern	H	W	96-91
12/21	Marshall	A	W	85-69
12/23	Connecticut	A	L	70-76
12/28	§ UNLV (#12)	A	L	56-88
12/30	§ Hartford	N	W	82-62
1/3	North Carolina (#6)	H	L	80-102
1/5	Boise State	H	L	60-63ot
1/11	* Santa Clara	H	W	72-63
1/12	* San Francisco	H	W	71-53
1/20	* Portland	A	W	69-64
1/21	* Gonzaga	A	W	74-70
1/25	* Loyola Marymount	H	W	104-79
1/29	* Loyola Marymount	A	L	86-99
2/3	* San Diego	H	W	68-65
2/4	* Saint Mary's	H	W	65-60
2/10	* Saint Mary's	A	L	49-77
2/11	* San Diego	A	W	93-73
2/17	* Gonzaga	H	W	69-66
2/18	* Portland	H	W	86-68
2/24	* San Francisco	A	L	64-65
2/25	* Santa Clara	A	L	79-92
3/4	% San Diego	N	W	72-69
3/5	% Loyola Marymount	N	L	98-112
3/16	& New Mexico State	A	W	84-69
3/21	& New Mexico	A	L	69-86

* West Coast Conference game
Hawaii Tip-Off Tournament (Honolulu, Hawaii)
§ UNLV Holiday Classic (Las Vegas, Nev.)
% WCC Tournament (San Francisco, Calif.)
& National Invitation Tournament

1989-90

Overall: 17-11 (H: 10-2, A: 4-7, N: 3-2)
WCC: 10-4 (2nd) (H: 6-1, A: 4-3)

Head Coach: Tom Asbury

11/25	UC Santa Barbara	A	L	46-67
12/1	# Air Force	N	W	82-75
12/2	# Nebraska	A	L	100-104
12/5	UT-Chattanooga	H	W	96-82
12/16	Kansas (#2)	A	L	73-98
12/19	UC Irvine	H	W	81-71
12/22	Western Washington	H	W	99-71
12/27	§ Louisiana Tech	N	L	73-76
12/29	§ Boston University	N	L	61-64
12/30	§ Northeastern	N	W	105-79
1/2	Monmouth	H	L	54-56
1/3	Towson State	H	W	91-79
1/6	North Carolina	A	L	69-95
1/11	* San Diego	A	W	88-78
1/13	* Santa Clara	A	L	70-72
1/19	* Portland	H	L	88-90
1/20	* Gonzaga	H	W	68-67
1/25	* Gonzaga	A	W	74-69
1/27	* Portland	A	L	67-82
2/2	* Saint Mary's	H	W	88-64
2/3	* San Francisco	H	W	100-91
2/9	* Saint Mary's	A	W	81-68
2/10	* San Francisco	A	W	92-67
2/14	* Loyola Marymount (#19)	A	L	116-131
2/17	* Loyola Marymount (#19)	H	W	131-123
2/23	* Santa Clara	H	W	81-67
2/24	* San Diego	H	W	102-89
3/3	% Saint Mary's	N	W	94-83

* West Coast Conference game
Ameritas Classic (Lincoln, Neb.)
§ Far West Classic (Portland, Ore.)
% WCC Tournament (Los Angeles, Calif.)

PEPPERDINE BASKETBALL

GAME-BY-GAME RESULTS

1990-91

Overall: 22-9 (H: 10-4, A: 8-3, N: 4-2)
WCC: 13-1 (1st) (H: 6-1, A: 7-0)

Head Coach: Tom Asbury

11/23	# Montana State	N	W	83-76
11/24	# Fresno State	A	W	84-64
11/27	UC Santa Barbara	H	W	72-60
12/1	DePaul	H	L	64-85
12/3	Nebraska-Omaha	H	W	62-41
12/8	Cal State Fullerton	H	L	66-69ot
12/13	Texas Tech	H	W	75-70
12/15	Boise State	A	L	56-66
12/19	UCLA (#5)	A	L	85-108
12/22	Jacksonville	H	W	75-69
12/27	§ Arizona (#4)	A	L	66-80
12/29	§ Temple	N	L	55-56
1/2	Kansas	H	L	62-88
1/11	* San Diego	H	L	88-91
1/12	* Santa Clara	H	W	67-61
1/16	* Loyola Marymount	H	W	91-79
1/19	* Loyola Marymount	A	W	101-95
1/25	* San Francisco	A	W	84-67
1/26	* Saint Mary's	A	W	79-78
2/1	* Saint Mary's	H	W	82-78ot2
2/2	* San Francisco	H	W	72-57
2/7	* Portland	A	W	87-74
2/9	* Gonzaga	A	W	80-56
2/15	* Gonzaga	H	W	84-56
2/16	* Portland	H	W	81-58
2/21	* Santa Clara	A	W	77-66
2/23	* San Diego	A	W	75-69
3/2	% Portland	N	W	97-62
3/3	% San Francisco	N	W	65-56
3/4	% Saint Mary's	N	W	71-68ot
3/14	& Seton Hall (#13)	N	L	51-71

* West Coast Conference game
Coors Light Classic (Fresno, Calif.)
§ Fiesta Bowl Classic (Tucson, Ariz.)
% WCC Tournament (Santa Clara, Calif.)
& NCAA West Regional (Salt Lake City, Utah)

1991-92

Overall: 24-7 (H: 11-2, A: 10-3, N: 3-2)
WCC: 14-0 (1st) (H: 7-0, A: 7-0)

Head Coach: Tom Asbury

11/23	Jacksonville	A	W	84-64
11/26	CS Dominguez Hills	H	W	83-54
11/30	Boise State	H	W	70-48
12/3	Nevada	H	W	93-72
12/7	UCLA (#2)	A	L	58-98
12/12	Cal State Fullerton	A	W	79-69
12/14	Montana	H	L	88-89ot3
12/20	# Georgia Southern	N	L	73-79
12/21	# Southwest Texas State	N	W	59-37
12/28	Cal Poly SLO	H	L	72-76ot
12/30	Lafayette	H	W	76-63
1/2	Kansas (#4)	A	L	73-79ot
1/11	* Loyola Marymount	H	W	94-84
1/16	* Gonzaga	A	W	68-66
1/18	* Portland	A	W	94-73
1/24	* San Francisco	H	W	77-64
1/25	* Saint Mary's	H	W	69-52
1/27	UC Santa Barbara	A	L	56-64
1/31	* Saint Mary's	A	W	76-64
2/1	* San Francisco	A	W	68-62
2/7	* Santa Clara	H	W	75-53
2/8	* San Diego	H	W	71-58
2/13	* San Diego	A	W	79-67
2/15	* Santa Clara	A	W	52-48
2/22	* Loyola Marymount	A	W	103-89
2/28	* Portland	H	W	79-56
2/29	* Gonzaga	H	W	75-63
3/7	% Portland	A	W	97-83
3/8	% San Francisco	N	W	67-65
3/9	% Gonzaga	N	W	73-70
3/19	& Memphis State	N	L	70-80

* West Coast Conference game
UAB Invitational (Birmingham, Ala.)
% WCC Tournament (Portland, Ore.)
& NCAA Midwest Regional (Milwaukee, Wis.)

1992-93

Overall: 23-8 (H: 10-3, A: 11-4, N: 2-1)
WCC: 11-3 (1st) (H: 5-2, A: 6-1)

Head Coach: Tom Asbury

12/1	Texas Tech	A	L	69-72
12/5	Sonoma State	H	W	89-64
12/11	UNC Charlotte	A	W	65-56
12/14	UC Santa Barbara	H	L	55-60
12/18	Montana	A	W	68-58
12/21	Boise State	A	W	92-88ot
12/23	George Washington	H	W	81-79
12/29	# Georgia State	N	W	79-60
12/30	# UT-Chattanooga	A	L	67-80
1/2	Drexel	H	W	69-56
1/5	Quincy College	H	W	90-60
1/9	Oral Roberts	H	W	116-76
1/15	* Gonzaga	H	W	67-66
1/16	* Portland	H	W	80-69
1/22	* San Francisco	A	W	71-66
1/23	* Saint Mary's	A	W	54-46
1/29	* Saint Mary's	H	W	65-53
1/30	* San Francisco	H	L	72-75
2/4	* Santa Clara	A	W	73-71ot2
2/6	* San Diego	A	W	76-64
2/12	* San Diego	H	W	61-57ot
2/13	* Santa Clara	H	L	58-63
2/17	* Loyola Marymount	A	W	78-66
2/20	* Loyola Marymount	H	W	80-54
2/25	* Portland	A	W	67-49
2/27	* Gonzaga	A	L	52-63
3/6	% Loyola Marymount	N	W	80-66
3/7	% San Francisco	A	W	88-67
3/8	% Santa Clara	N	L	63-73
3/19	& UC Santa Barbara	A	W	53-50
3/22	& USC	A	L	59-71

* West Coast Conference game
Dr. Pepper Classic (Chattanooga, Tenn.)
% WCC Tournament (San Francisco, Calif.)
& National Invitation Tournament

1993-94

Overall: 19-11 (H: 9-3, A: 6-5, N: 4-3)
WCC: 8-6 (T-2nd) (H: 4-3, A: 4-3)

Head Coach: Tom Asbury

11/27	San Francisco State	H	W	86-49
12/1	Fresno State	H	W	70-65
12/4	San Diego State	H	W	89-61
12/10	# Weber State	N	L	63-66
12/11	# Stephen F. Austin	N	W	77-53
12/14	CS San Bernardino	H	W	85-67
12/18	George Washington (#23)	A	L	59-66
12/22	UC Santa Barbara	A	W	70-57
12/29	§ Texas-El Paso	A	L	58-60
12/30	§ Iowa State	N	L	64-71
1/4	UNC Charlotte	H	W	72-61
1/8	Oral Roberts	A	W	76-73
1/14	* Santa Clara	H	L	51-54
1/15	* Saint Mary's	H	W	81-61
1/20	* San Diego	A	W	85-75
1/22	* San Francisco	A	L	80-82
1/26	* Loyola Marymount	H	L	74-76
1/29	* Loyola Marymount	A	W	86-56
2/4	* Portland	H	W	77-64
2/5	* Gonzaga	H	L	48-70
2/10	* Gonzaga	A	L	56-66
2/12	* Portland	A	L	64-74
2/18	* San Francisco	H	W	84-62
2/19	* San Diego	H	W	76-57
2/25	* Saint Mary's	A	W	88-65
2/26	* Santa Clara	A	W	65-52
3/5	% Saint Mary's	N	W	79-62
3/6	% San Francisco	N	W	82-79
3/7	% San Diego	N	W	56-53
3/17	& Michigan (#11)	N	L	74-78ot

* West Coast Conference game
Dr. Pepper Invitational (Waco, Texas)
§ Sun Carnival Classic (El Paso, Texas)
% WCC Tournament (Santa Clara, Calif.)
& NCAA Midwest Regional (Wichita, Kan.)

1994-95

Overall: 8-19 (H: 7-5, A: 0-11, N: 1-3)
WCC: 4-10 (T-6th) (H: 4-3, A: 0-7)

Head Coach: Tony Fuller

11/26	CS Dominguez Hills	H	W	72-66
11/28	Fresno State	A	L	76-79
12/2	# Iowa	A	L	63-99
12/3	# UC Irvine	N	L	68-75
12/6	UC Santa Barbara	H	L	63-70
12/10	Boise State	A	L	53-74
12/15	Southern Utah	H	W	84-69
12/20	South Florida	H	L	60-73
12/22	San Diego State	A	L	58-61
12/28	§ Arkansas-Little Rock	N	L	62-77
12/29	§ Eastern Kentucky	N	W	61-55
1/3	Cal State Northridge	H	W	68-52
1/13	* Santa Clara	A	L	50-67
1/14	* Saint Mary's	A	L	59-72
1/20	* San Diego	H	W	61-51
1/21	* San Francisco	H	W	79-55
1/25	* Loyola Marymount	A	L	69-80
1/28	* Loyola Marymount	H	W	74-65ot
2/2	* Portland	A	L	64-79
2/4	* Gonzaga	A	L	67-93
2/10	* Gonzaga	H	L	61-86
2/11	* Portland	H	L	65-72
2/16	* San Francisco	A	L	92-94ot
2/18	* San Diego	A	L	67-78
2/24	* Saint Mary's	H	L	68-82
2/25	* Santa Clara	H	W	73-63
3/4	% Portland	N	L	52-62

* West Coast Conference game
Hawkeye Classic (Iowa City, Iowa)
§ NBD/Hoosier Classic (Indianapolis, Ind.)
% WCC Tournament (Santa Clara, Calif.)

1995-96

Overall: 10-18 (H: 2-8, A: 6-7, N: 2-3)
WCC: 2-12 (8th) (H: 0-7, A: 2-5)

Head Coach: Tony Fuller/Marty Wilson

11/25	South Florida	A	L	58-65
11/28	Seattle	H	W	76-62
12/1	# Grambling	N	L	62-69
12/2	# Georgia Southern	N	W	69-59
12/5	Cal State Northridge	A	W	90-81
12/9	Weber State	H	W	99-88
12/16	UC Santa Barbara	A	W	68-67
12/19	Southern Utah	A	L	80-97
12/23	San Jose State	A	W	80-76
12/28	§ Boston University	N	L	61-75
12/29	§ Dartmouth	N	W	69-66
1/6	Boise State	H	L	58-61
1/11	* San Diego	A	L	70-81
1/13	* San Francisco	A	L	54-56
1/19	* Saint Mary's	H	L	79-89
1/20	* Santa Clara	H	L	76-87
1/26	* Santa Clara	A	W	72-69
1/27	* Saint Mary's	A	W	88-78
2/2	* Portland	H	L	72-78
2/3	* Gonzaga	H	L	66-78
2/8	* Gonzaga	A	L	80-94
2/10	* Portland	A	L	76-89
2/14	* Loyola Marymount	H	L	64-74
2/17	* Loyola Marymount	A	L	62-75
2/23	* San Francisco	H	L	51-63
2/24	* San Diego	H	L	61-80
3/2	% Santa Clara	A	W	63-60
3/3	% Gonzaga	N	L	48-76

* West Coast Conference game
Ameritas Classic (Lincoln, Neb.)
§ Jones Intercable Lobo Invitational (Albuquerque, N.M.)
% WCC Tournament (Santa Clara, Calif.)

PEPPERDINE BASKETBALL

GAME-BY-GAME RESULTS

1996-97

Overall: 6-21 (H: 5-7, A: 1-11, N: 0-3)

WCC: 4-10 (T-6th) (H: 3-4, A: 1-6)

Head Coach: Lorenzo Romar

11/22	Weber State	A L	54-80
11/25	UC Santa Barbara	H W	81-67
11/30	Boise State	A L	52-65
12/3	San Jose State	H L	64-70
12/7	Pacific	H L	52-54
12/13	# Syracuse	A L	64-77
12/14	# Old Dominion	N L	47-56
12/19	Cal State Northridge	H L	57-68
12/21	Cal State Fullerton	A L	54-65
12/27	Cal State Hayward	H W	77-59
12/30	§ Wisconsin-Green Bay	A L	49-57
12/31	§ Austin Peay	N L	54-58
1/10	* San Diego	H W	72-66
1/11	* San Francisco	H L	56-59
1/15	* Loyola Marymount	A W	59-52
1/18	* Loyola Marymount	H L	60-64
1/23	* Portland	A L	68-69ot
1/25	* Gonzaga	A L	56-72
1/31	* Gonzaga	H W	80-65
2/1	* Portland	H L	49-52
2/7	* Saint Mary's	A L	61-87
2/9	* Santa Clara	A L	53-65
2/14	* Santa Clara	H W	75-69
2/15	* Saint Mary's	H L	67-69ot2
2/20	* San Francisco	A L	46-56
2/22	* San Diego	A L	56-64
3/1	% Saint Mary's	N L	69-85

* West Coast Conference game
Carrier Classic (Syracuse, N.Y.)
§ Pepsi Oneida Classic (Green Bay, Wis.)
% WCC Tournament (Los Angeles, Calif.)

1997-98

Overall: 17-10 (H: 10-2, A: 6-7, N: 1-1)

WCC: 9-5 (2nd) (H: 5-2, A: 4-3)

Head Coach: Lorenzo Romar

11/18	UC Irvine	A W	50-46
11/21	Norfolk State	H W	99-57
11/24	Wisconsin	H W	77-66
11/29	Cal State Northridge	A L	66-81
12/2	Cal State Fullerton	H W	65-61
12/6	Pacific	A L	65-78
12/12	# Auburn	N W	62-55
12/13	# Brigham Young	A L	52-53
12/17	Kansas (#2)	A L	83-96
12/20	Boise State	H W	65-61
12/30	Marist	H W	78-67
1/3	UC Santa Barbara	A W	69-66
1/9	* Portland	H W	72-47
1/10	* Gonzaga	H L	64-77
1/16	* Santa Clara	A L	71-77
1/17	* San Francisco	A W	63-58
1/21	* Loyola Marymount	H L	79-81ot
1/24	* Loyola Marymount	A W	70-67
1/30	* Saint Mary's	H W	91-65
1/31	* San Diego	H W	74-63
2/5	* San Diego	A L	70-78
2/7	* Saint Mary's	A L	67-73
2/13	* San Francisco	H W	65-61
2/14	* Santa Clara	H W	82-68
2/19	* Gonzaga	A W	65-64
2/21	* Portland	A W	67-57
2/28	% San Diego	N L	54-56

* West Coast Conference game
Cougar Classic (Provo, Utah)
% WCC Tournament (Santa Clara, Calif.)

1998-99

Overall: 19-13 (H: 12-2, A: 6-8, N: 1-3)

WCC: 9-5 (T-2nd) (H: 6-1, A: 3-4)

Head Coach: Lorenzo Romar

11/14	UC Santa Barbara	H W	71-51
11/17	UC Irvine	H W	71-58
11/19	Fresno State	H W	78-71
11/21	Long Beach State	A W	52-48
11/24	Wichita State	H W	60-50

11/28	Cal State Fullerton	A L	68-78
12/5	§ Kansas (#7)	N L	55-62
12/12	Wisconsin	A L	51-57
12/17	Southern Calif. College	H W	94-64
12/21	# Michigan State (#14)	N L	67-79
12/22	# Texas Tech	N L	76-78ot2
12/23	# BYU-Hawaii	A W	72-63
12/29	§ Rhode Island	H W	61-57
12/30	§ Siena	H L	76-85
1/2	San Jose State	A W	65-46
1/7	* Portland	A W	64-51
1/9	* Gonzaga	A L	52-83
1/15	* Santa Clara	H W	67-56
1/16	* San Francisco	H W	79-70
1/21	* Saint Mary's	A W	50-44
1/23	* San Diego	A W	62-58
1/29	* San Diego	H W	72-58
1/30	* Saint Mary's	H W	58-44
2/3	* Loyola Marymount	A L	77-90
2/6	* Loyola Marymount	H W	97-83
2/12	* San Francisco	A L	44-56
2/14	* Santa Clara	A L	52-66
2/19	* Gonzaga	H W	75-70
2/20	* Portland	H L	53-59
2/27	% San Francisco	N W	67-65
2/28	% Santa Clara	A L	54-58
3/10	& Colorado	A L	61-65

* West Coast Conference game
\$ at Anaheim, Calif.
Pearl Harbor Classic (Laie, Hawaii)
§ Sparkletts Invitational (Malibu, Calif.)
% WCC Tournament (Santa Clara, Calif.)
& National Invitation Tournament

1999-2000

Overall: 25-9 (H: 11-1, A: 10-5, N: 4-3)

WCC: 12-2 (1st) (H: 7-0, A: 5-2)

Head Coach: Jan van Breda Kolff

11/20	Long Beach State	H W	76-74
11/23	Fresno State	A W	70-68
11/27	# UNC Charlotte	H L	74-80
11/28	# Colorado State	H W	67-57
12/2	Kansas (#6)	A L	61-76
12/4	Wichita State	A W	74-69
12/7	Cal State Fullerton	H W	96-63
12/11	UC Santa Barbara	A W	68-64
12/20	§ Detroit	N W	73-51
12/21	§ Louisiana-Lafayette	N W	99-53
12/22	§ Auburn (#7)	N L	76-87
12/28	UCLA (#23)	A L	66-68
12/30	Pacific	A L	58-64
1/3	Lehigh	H W	83-38
1/8	Northwestern	A W	57-56
1/14	* Saint Mary's	H W	77-49
1/15	* San Diego	H W	76-68
1/21	* Santa Clara	A W	71-60
1/22	* San Francisco	A W	76-70
1/28	* San Francisco	H W	69-58
1/29	* Santa Clara	H W	67-59
2/3	* Gonzaga	A L	57-62
2/5	* Portland	A W	75-68
2/11	* Portland	H W	80-60
2/12	* Gonzaga	H W	80-69
2/16	* Loyola Marymount	H W	95-73
2/19	* Loyola Marymount	A W	77-65
2/24	* San Diego	A L	62-73
2/26	* Saint Mary's	A W	71-42
3/4	% Loyola Marymount	N W	83-49
3/5	% Santa Clara	A W	58-55
3/6	% Gonzaga	N L	65-69ot
3/17	& Indiana (#22)	N W	77-57
3/19	& Oklahoma State (#14)	N L	67-75

* West Coast Conference game
Sparkletts Invitational (Malibu, Calif.)
§ San Juan Shootout (San Juan, P.R.)
% WCC Tournament (Santa Clara, Calif.)
& NCAA East Regional (Buffalo, N.Y.)

2000-01

Overall: 22-9 (H: 10-2, A: 9-6, N: 3-1)

WCC: 12-2 (2nd) (H: 6-1, A: 6-1)

Head Coach: Jan van Breda Kolff

11/14	# Indiana	A L	68-80
11/19	UC Santa Barbara	H W	64-53
11/25	Pacific	H W	91-49
11/28	Cal State Fullerton	A W	82-61
12/3	Georgia	A L	61-72
12/6	Long Beach State	A W	81-62
12/9	San Jose State	H W	62-60
12/14	USC (#13)	A L	73-76
12/16	Northwestern	H W	55-53
12/19	Utah	H L	56-69
12/22	UNLV	A L	64-69
12/29	§ UNC Charlotte	N W	81-70
12/30	§ Ohio	N W	78-76ot
1/12	* Santa Clara	H W	87-66
1/13	* San Diego	H W	83-73
1/17	* Loyola Marymount	A W	81-65
1/20	* Loyola Marymount	H W	75-54
1/26	* San Francisco	A W	82-78
1/27	* Saint Mary's	A W	77-65
2/2	* Gonzaga	H L	79-93
2/3	* Portland	H W	76-60
2/8	* San Diego	A W	67-60
2/10	* Santa Clara	A W	85-74
2/15	* Portland	A W	94-58
2/17	* Gonzaga	A L	69-82
2/23	* Saint Mary's	H W	82-53
2/24	* San Francisco	H W	82-61
3/3	% Portland	N W	81-71
3/4	% Santa Clara	N L	78-84
3/14	& Wyoming	A W	72-69
3/20	& New Mexico	A L	78-81

* West Coast Conference game
NIT Season Tip-Off
§ AZcentral.com Holiday Tournament (Tempe, Ariz.)
% WCC Tournament (San Diego, Calif.)
& National Invitation Tournament

2001-02

Overall: 22-9 (H: 11-1, A: 7-6, N: 4-2)

WCC: 13-1 (T-1st) (H: 7-0, A: 6-1)

Head Coach: Paul Westphal

11/17	Cal State Fullerton	H W	75-58
11/20	UC Irvine	A L	93-96ot2
11/28	UCLA (#10)	A W	85-78
12/1	Utah	A L	74-81
12/4	Long Beach State	H W	93-83
12/6	§ USC	N W	78-77
12/8	UC Santa Barbara	A L	51-68
12/14	Oregon	A L	64-88
12/17	Georgia	H L	74-91
12/21	Point Loma Nazarene	H W	98-55
12/28	# Arizona (#14)	A L	71-94
12/30	# West Virginia	N W	97-65
1/5	Brigham Young	H W	82-79ot
1/11	* Saint Mary's	A W	67-51
1/12	* San Francisco	A W	74-68
1/18	* Gonzaga (#13)	H W	88-79
1/19	* Portland	H W	109-88
1/24	* Santa Clara	A W	74-67
1/26	* San Diego	A W	96-91ot2
1/30	* Loyola Marymount	H W	84-59
2/2	* Loyola Marymount	A W	89-79
2/8	* San Francisco	H W	79-72
2/9	* Saint Mary's	H W	68-57
2/14	* Portland	A W	83-77
2/16	* Gonzaga (#8)	A L	78-91
2/22	* San Diego	H W	90-79
2/23	* Santa Clara	H W	96-58
3/2	% Portland	N W	77-64
3/3	% Saint Mary's	N W	68-47
3/4	% Gonzaga (#7)	N L	90-96
3/14	& Wake Forest	N L	74-83

* West Coast Conference game
\$ at Los Angeles, Calif. (The Forum)
Fiesta Bowl Classic (Tucson, Ariz.)
% WCC Tournament (San Diego, Calif.)
& NCAA Midwest Regional (Sacramento, Calif.)

PEPPERDINE BASKETBALL

GAME-BY-GAME RESULTS

2002-03

Overall: 15-13 (H: 6-6, A: 6-6, N: 3-1)
WCC: 7-7 (4th) (H: 4-3, A: 3-4)

Head Coach: Paul Westphal

11/22	Bradley	A	L	81-95ot
11/30	UC Irvine	H	L	69-74
12/2	Long Beach State	A	W	65-63
12/4	Cal State Fullerton	A	W	90-87
12/7	UC Santa Barbara	H	W	72-68
12/14	Oregon (#5)	H	L	90-105
12/16	# Richmond	N	W	83-77
12/17	# Montana	N	W	86-69
12/20	Utah	H	L	61-77
12/22	Lipscomb	H	W	89-73
12/28	\$ Arkansas-Little Rock	N	W	116-110ot2
12/29	\$ New Mexico	A	W	88-68
1/2	Brigham Young	A	L	68-84
1/9	* Portland	A	W	82-68
1/12	* Gonzaga	A	L	72-92
1/17	* Santa Clara	H	W	73-69
1/18	* San Diego	H	L	73-88
1/25	* Loyola Marymount	A	W	70-67
1/31	* San Francisco	A	L	77-87
2/1	* Saint Mary's	A	L	67-74
2/5	* Gonzaga	H	L	63-78
2/8	* Portland	H	W	82-62
2/13	* San Diego	A	W	98-93
2/16	* Santa Clara	A	L	61-73
2/22	* Loyola Marymount	H	W	94-71
2/28	* Saint Mary's	H	W	72-67
3/1	* San Francisco	H	L	82-90
3/9	% Saint Mary's	N	L	71-75

* West Coast Conference contest
 # Stanford Invitational (Palo Alto, Calif.)
 \$ Lobo Invitational (Albuquerque, N.M.)
 % WCC Tournament (San Diego, Calif.)

2003-04

Overall: 15-16 (H: 8-4, A: 5-8, N: 2-4)
WCC: 9-5 (T-2nd) (H: 5-2, A: 4-3)

Head Coach: Paul Westphal

11/21	Dayton	H	L	77-90
11/24	Colorado	H	W	94-77
11/29	Oklahoma State (#24)	A	L	82-84
12/1	Cal State Fullerton	H	L	74-78
12/3	UC Santa Barbara	A	L	62-65
12/6	Long Beach State	H	W	87-73
12/12	Lipscomb	A	W	95-74
12/14	Maryland	A	L	72-96
12/18	UC Irvine	A	L	83-85ot
12/20	Bradley	H	W	81-80
12/28	# American University	N	W	82-69
12/29	# Fairfield	N	L	56-60
12/30	# IUPUI	N	L	72-76
1/3	& Colorado State	N	L	65-91
1/5	Utah	A	L	69-76
1/8	* Gonzaga (#16)	H	L	70-87
1/10	* Portland	H	W	97-88
1/15	* Santa Clara	A	L	68-75
1/17	* San Diego	A	W	88-79
1/24	* Loyola Marymount	H	W	82-67
1/29	* Saint Mary's	H	W	86-82
1/31	* San Francisco	H	L	69-81
2/5	* Gonzaga (#8)	A	L	73-93
2/7	* Portland	A	W	71-67
2/12	* San Diego	H	W	91-73
2/14	* Santa Clara	H	W	93-90
2/21	* Loyola Marymount	A	W	67-65
2/26	* San Francisco	A	W	93-80
2/29	* Saint Mary's	A	L	95-104
3/6	% Loyola Marymount	N	W	78-67
3/7	% Saint Mary's	N	L	74-79

* West Coast Conference contest
 # Rainbow Classic (Honolulu, Hawaii)
 & at Denver, Colo.
 % WCC Tournament (Santa Clara, Calif.)

2004-05

Overall: 17-14 (H: 9-3, A: 3-8, N: 5-3)
WCC: 6-8 (T-5th) (H: 4-3, A: 2-5)

Head Coach: Paul Westphal

11/17	# East Carolina	N	L	58-80
11/18	# Siena	N	W	87-72
11/19	# Fairleigh Dickinson	N	W	80-79
11/23	Long Beach State	A	W	82-78
11/27	Wisconsin (#20)	H	W	75-61
12/1	UC Santa Barbara	H	W	62-56
12/4	Azusa Pacific	H	W	84-65
12/8	UNLV	H	W	86-78
12/11	UCLA	A	L	83-85
12/18	Bradley	A	L	58-76
12/22	\$ Arkansas State	N	W	91-82
12/23	\$ California	A	L	58-61
12/28	! Troy State	N	L	69-72
12/29	! Mississippi Valley State	N	W	74-62
1/3	Colorado State	H	W	78-63
1/7	* San Diego	H	W	83-67
1/9	* San Francisco	H	W	64-57
1/13	* Portland	A	L	71-81
1/15	* Gonzaga (#16)	A	L	62-86
1/20	* Saint Mary's	H	L	63-70
1/22	* Santa Clara	H	L	71-83
1/29	* Loyola Marymount	A	L	46-63
2/3	* San Francisco	A	W	85-68
2/5	* San Diego	A	L	88-92
2/10	* Gonzaga (#14)	H	L	75-82
2/12	* Portland	H	W	72-66
2/17	* Santa Clara	A	W	97-93ot
2/19	* Saint Mary's	A	L	69-81
2/26	* Loyola Marymount	H	W	82-76
3/4	% Loyola Marymount	N	W	91-79
3/5	% San Diego	N	L	80-86

* West Coast Conference game
 # BCA Invitational (Raleigh, N.C.)
 \$ Office Depot Golden Bear Classic (Berkeley, Calif.)
 ! Comcast Lobo Invitational (Albuquerque, N.M.)
 % WCC Tournament (Santa Clara, Calif.)

2005-06

Overall: 7-20 (H: 6-6, A: 1-13, N: 0-1)
WCC: 3-11 (8th) (H: 3-4, A: 0-7)

Head Coach: Paul Westphal

11/18	Connecticut (#3)	H	L	56-75
11/23	Cal State Fullerton	A	L	66-76
11/26	UC Irvine	H	W	79-76
12/1	Dayton	A	L	45-63
12/3	Wisconsin	A	L	55-71
12/7	UC Santa Barbara	A	L	56-65
12/10	Colorado State	A	L	56-71
12/17	Long Beach State	H	W	92-86
12/19	Kansas	A	L	43-63
12/22	UNLV	A	W	75-61
12/28	Cal State Northridge	H	W	87-72
1/3	Oklahoma State	H	L	49-69
1/7	* San Francisco	H	L	63-71
1/9	* San Diego	H	W	55-54
1/14	* Gonzaga (#6)	A	L	73-102
1/16	* Portland	A	L	82-84ot
1/21	* Saint Mary's	H	L	61-83
1/23	* Santa Clara	H	W	65-45
1/28	* Loyola Marymount	H	W	70-62
2/4	* San Diego	A	L	71-84
2/6	* San Francisco	A	L	63-66
2/11	* Loyola Marymount	A	L	78-89ot
2/18	* Portland	H	L	76-81
2/20	* Gonzaga (#5)	H	L	71-81
2/25	* Saint Mary's	A	L	66-76
2/27	* Santa Clara	A	L	56-62
3/3	% San Diego	N	L	72-85

* West Coast Conference contest
 % WCC Tournament (Spokane, Wash.)

2006-07

Overall: 8-23 (H: 3-9, A: 3-12, N: 2-2)
WCC: 4-10 (T-7th) (H: 2-5, A: 2-5)

Head Coach: Vance Walberg

11/12	% Washington	A	L	91-99
11/13	% Northern Iowa	N	L	58-83
11/14	% Nicholls State	N	W	98-83
11/18	Cal State Northridge	A	L	92-95
11/21	UC Santa Barbara	H	L	80-89ot
11/25	UC Irvine	A	L	66-68
12/2	Oklahoma State	A	L	74-90
12/4	Colorado	A	W	78-72
12/7	Long Beach State	A	L	90-95
12/9	Cal State Fullerton	H	L	81-83
12/14	Cal State Bakersfield	H	L	76-82
12/16	Northern Arizona	H	W	101-86
12/20	Connecticut	A	L	66-88
12/28	\$ Binghamton	N	W	90-83
12/29	\$ New Mexico	A	L	96-101
1/2	Manhattan	H	L	87-89
1/6	* Portland	A	L	69-73
1/8	* Gonzaga	A	L	52-69
1/13	* San Diego	H	L	67-71
1/15	* San Francisco	H	L	71-72
1/20	* Loyola Marymount	A	W	57-55
1/27	* Saint Mary's	A	W	68-66
1/29	* Santa Clara	A	L	55-77
2/3	* Gonzaga	H	L	57-82
2/5	* Portland	H	L	76-87
2/10	* San Francisco	A	L	70-82
2/12	* San Diego	A	L	85-97
2/17	* Loyola Marymount	H	W	95-88
2/24	* Saint Mary's	H	L	72-97
2/26	* Santa Clara	H	W	89-82ot
3/2	% San Diego	N	L	82-95

* West Coast Conference contest
 % Basketball Travelers Classic (Seattle, Wash.)
 \$ Comcast Lobo Invitational (Albuquerque, N.M.)
 % WCC Tournament (Portland, Ore.)

2007-08

Overall: 11-21 (H: 4-6, A: 5-13, N: 2-2)
WCC: 4-10 (6th) (H: 2-5, A: 2-5)

Head Coach: Vance Walberg/Eric Bridgeland

11/10	# Oregon (#12)	A	L	70-100
11/11	# Western Michigan	N	L	65-70
11/12	# Pacific	N	L	76-84
11/17	Cal State Northridge	H	L	89-97
11/21	Long Beach State	H	W	92-81ot
11/25	Cal State Bakersfield	A	W	90-80
11/28	Northern Arizona	A	W	93-87ot
11/30	& Texas-Pan American	N	W	86-84
12/1	& Montana State	A	L	89-95
12/5	UC Santa Barbara	A	L	57-68
12/8	Pacific	A	W	83-65
12/15	Brigham Young (#25)	A	L	67-86
12/18	Arkansas-Little Rock	A	L	65-70
12/21	Manhattan	A	L	79-80
1/5	Memphis (#2)	A	L	53-90
1/8	Hope International	H	W	118-76
1/12	* Portland	H	L	78-82
1/14	* Gonzaga	H	L	57-92
1/19	* Saint Mary's	A	L	74-79
1/21	* Santa Clara	A	L	86-101
1/26	* Loyola Marymount	H	W	87-64
2/2	* San Francisco	H	L	82-85
2/4	* San Diego	H	L	58-61
2/9	* Gonzaga	A	L	59-101
2/11	* Portland	A	W	71-66
2/16	* Santa Clara	H	W	64-58
2/18	* Saint Mary's (#23)	H	L	64-100
2/23	* Loyola Marymount	A	W	72-63
3/1	* San Diego	A	L	73-77
3/3	* San Francisco	A	L	63-88
3/7	% Portland	N	W	50-48ot
3/8	% San Diego	A	L	55-73

* West Coast Conference game
 # Oregon World Vision Invitational (Eugene, Ore.)
 & GranTree Inn/Bobcat Classic (Bozeman, Mont.)
 % WCC Tournament (San Diego, Calif.)

PEPPERDINE BASKETBALL

GAME-BY-GAME RESULTS

2008-09

Overall: 9-23 (H: 5-10, A: 2-11, N: 2-2)
WCC: 5-9 (6th) (H: 3-4, A: 2-5)

Head Coach: Tom Asbury

11/14	Cal State Monterey Bay	H	W	91-82
11/16	Arkansas-Little Rock	H	L	65-66
11/18	Brigham Young	H	L	53-82
11/21	New Mexico State	A	L	66-90
11/23	Arizona State (#15)	A	L	40-61
11/29	Cal State Bakersfield	H	L	72-79ot
12/3	Long Beach State	A	L	61-80
12/7	UC Irvine	H	L	63-71
12/13	Pacific	H	L	55-73
12/15	USC	A	L	77-91
12/18	Cal State Northridge	A	L	64-99
12/20	Georgia Tech	H	L	58-86
12/28	# Buffalo	N	L	71-72ot
12/29	# Coppin State	N	W	58-56
12/30	# Hawaii	A	L	70-78
1/3	Western Oregon	H	W	77-67
1/10	* Loyola Marymount	H	W	59-57
1/15	* San Diego	A	L	47-62
1/17	* Saint Mary's	A	L	46-96
1/22	* Gonzaga (#23)	H	L	69-83
1/24	* Portland	H	L	58-73
1/29	* San Francisco	A	W	69-67
1/31	* Santa Clara	A	L	52-64
2/7	* Loyola Marymount	A	W	58-43
2/12	* Santa Clara	H	W	66-60
2/14	* San Diego	H	W	57-52
2/19	* Portland	A	L	45-74
2/21	* Gonzaga (#17)	A	L	58-92
2/26	* Saint Mary's	H	L	49-62
2/28	* San Francisco	H	L	62-70
3/6	% San Francisco	N	W	93-85
3/7	% Portland	N	L	45-69

* West Coast Conference game
Rainbow Classic (Honolulu, Hawaii)
% WCC Tournament (Las Vegas, Nev.)

2009-10

Overall: 7-24 (H: 5-11, A: 0-12, N: 2-1)
WCC: 3-11 (T-6th) (H: 3-4, A: 0-7)

Head Coach: Tom Asbury

11/13	Pacific	H	L	64-67ot2
11/17	Long Beach State	H	L	58-67
11/20	Cal State San Bernardino	H	W	72-70
11/23	UCLA	A	L	52-71
11/27	# Hampton	N	W	75-66
11/28	# Monmouth	N	W	82-73
11/29	# Wyoming	A	L	82-86ot
12/5	Cal Poly	A	L	77-83
12/8	Fresno State	H	L	72-80
12/10	California Baptist	H	L	65-67
12/13	Portland State	H	L	81-93
12/18	New Mexico State	H	L	72-78
12/21	UC Irvine	A	L	61-74
12/23	Utah	H	W	76-64
12/30	Georgia	A	L	47-64
1/3	Miami (Fla.)	H	L	63-86
1/9	* Loyola Marymount	H	W	79-75
1/14	* Santa Clara	H	W	61-60
1/16	* San Francisco	H	W	83-68
1/21	* Gonzaga (#15)	A	L	84-91
1/23	* Portland	A	L	64-80
1/28	* Saint Mary's	H	L	71-88
1/30	* San Diego	H	L	44-66
2/6	* Loyola Marymount	A	L	61-77
2/11	* San Francisco	A	L	47-77
2/13	* Santa Clara	A	L	54-62
2/18	* Portland	H	L	62-83
2/20	* Gonzaga (#13)	H	L	54-72
2/25	* Saint Mary's	A	L	49-76
2/27	* San Diego	A	L	48-65
3/5	% Loyola Marymount	N	L	84-87

* West Coast Conference game
World Vision Challenge (Laramie, Wyo.)
% WCC Tournament (Las Vegas, Nev.)

2010-11

Overall: 12-21 (H: 7-7, A: 2-13, N: 3-1)
WCC: 5-9 (6th) (H: 4-3, A: 1-6)

Head Coach: Tom Asbury

11/12	Portland State	A	L	81-83
11/15	# UCLA	A	L	69-79
11/16	# Nevada	N	W	76-75
11/20	Cal State Bakersfield	H	L	64-66
11/22	# Missouri State	A	L	60-80
11/23	# Arkansas State	N	W	69-62
11/28	Northern Arizona	H	L	74-88
12/1	Pacific	A	W	70-60
12/4	Texas-San Antonio	H	L	81-66
12/7	Utah	A	L	60-67
12/9	Redlands	H	W	89-71
12/11	Fresno State	A	L	51-64
12/18	UC Irvine	H	W	76-69
12/21	Cal Poly	H	L	64-70
12/28	Alabama	A	L	60-83
12/30	Miami (Fla.)	A	L	59-94
1/2	Seattle	H	W	84-64
1/6	* San Diego	H	W	75-55
1/8	* Saint Mary's	H	L	60-85
1/13	* Gonzaga	A	L	75-92
1/15	* Portland	A	L	42-57
1/22	* Loyola Marymount	H	W	78-75
1/27	* Santa Clara	H	L	59-71
1/29	* San Francisco	H	W	94-88
2/3	* Saint Mary's	A	L	71-79
2/5	* San Diego	A	W	70-63ot
2/10	* Portland	H	W	66-64
2/12	* Gonzaga	H	L	44-63
2/16	* Loyola Marymount	A	L	79-82
2/24	* San Francisco	A	L	78-79ot
2/26	* Santa Clara	A	L	68-71
3/4	% San Diego	N	W	84-81
3/5	% San Francisco	N	L	59-76

* West Coast Conference game
NIT Season Tip-Off
% WCC Tournament (Las Vegas, Nev.)

PEPPERDINE BASKETBALL

RECORDS VS. WCC OPPONENTS

BRIGHAM YOUNG (4-4)
1-1 home
1-1 Malibu
1-3 away
2-0 neutral

1944-45	N W	56-51
1949-50	N W	45-39
1985-86	A W	83-73
1997-98	A L	52-53
2001-02	H W	82-79ot
2002-03	A L	68-84
2007-08	A L	67-86
2008-09	H L	53-82

GONZAGA (31-40)
17-15 home
17-15 Malibu
12-21 away
2-4 neutral

1964-65	N L	70-93
1979-80	A L	70-79
	H W	76-75
1980-81	A W	81-76ot2
	H W	56-54
1981-82	A W	76-67ot
	H W	73-59
1982-83	H L	68-69
	A W	68-58
1983-84	A W	57-56
	H W	69-62
	H W	59-55
	A W	69-58
1985-86	A W	79-67
	H W	87-64
1986-87	H W	87-78
	A L	70-84
	A W	76-73
1987-88	A L	63-70
	H W	84-59
	N W	81-70
1988-89	A W	74-70
	H W	69-66
1989-90	H W	68-67
	A W	74-69
1990-91	A W	80-56
	H W	84-56
1991-92	A W	68-66
	H W	75-63
	N W	73-70
1992-93	H W	67-66
	A L	52-63
1993-94	H L	48-70
	A L	56-66
1994-95	A L	67-93
	H L	61-86
1995-96	H L	66-78
	A L	80-94
	N L	48-76
1996-97	A L	56-72
	H W	80-65
1997-98	H L	64-77
	A W	65-64
1998-99	A L	52-83
	H W	75-70
1999-00	A L	57-62
	H W	80-69
	N L	65-69ot
2000-01	H L	79-93
	A L	69-82
2001-02	H W	88-79
	A L	78-91
	N L	90-96
2002-03	A L	72-92
	H L	63-78
2003-04	H L	70-87
	A L	73-93

2004-05	A L	62-86
	H L	75-82
2005-06	A L	73-102
	H L	71-81
2006-07	A L	52-69
	H L	57-82
2007-08	H L	57-92
	A L	59-101
2008-09	H L	69-83
	A L	58-92
2009-10	A L	84-91
	H L	54-72
2010-11	A L	75-92
	H L	44-63

LOYOLA MARYMOUNT (91-63)
47-21 home
31-8 Malibu
36-35 away
8-7 neutral

1940-41	H L	18-30
	A L	23-43
1941-42	H W	41-38
	H L	26-28
1942-43	H W	49-42
	A W	42-29
1946-47	A W	41-36
	N L	28-31
	H W	44-33
	A L	40-42
1947-48	N W	53-38
	A W	44-43
	H W	50-47
1948-49	A L	44-52
	H W	58-43
	N W	57-42
1949-50	A W	48-46
	H W	56-50
1950-51	A W	59-58
	H W	75-54
	N W	58-55
	A L	52-72
1951-52	A W	60-58
1952-53	H L	66-68
	A W	59-54
1953-54	A W	81-79
	H W	62-56
1954-55	A L	63-67
	A W	76-74
1955-56	H L	65-66
	A L	64-70
1956-57	A L	67-77
	H W	84-73
1957-58	H W	64-48
	A W	54-43
1958-59	A W	55-41
	H W	78-55
1959-60	A L	66-87
	H W	70-60
	A L	60-76
1960-61	N L	62-71
	A L	71-84
	H L	64-82
1961-62	H L	54-64
	A W	68-59
1962-63	N W	92-57
	H W	64-59
	A W	73-55
1963-64	N L	60-76
	H L	76-78
	A L	91-95
1964-65	H L	79-89
	A W	78-71
1965-66	N L	80-108
	A L	75-82
	H L	74-93
1966-67	A L	76-94
	H L	82-90

1967-68	A L	79-85
	H L	69-91
1968-69	A L	58-71
	H W	69-64
1969-70	A L	72-77
	H W	88-72
1970-71	H L	65-73
	A L	66-77
1971-72	A W	86-82
	H L	105-107
1972-73	A L	91-103
	H W	85-80
1973-74	H L	49-50
	A L	59-62
1974-75	H L	79-90
	A L	71-83
1975-76	A L	67-70
	H W	87-70
1976-77	H W	69-57
	A L	58-62
1977-78	H W	79-76ot
	A L	71-75
	H W	60-58
1978-79	H W	74-65
	A W	104-71
1979-80	H W	88-74
	A L	84-85
1980-81	H W	106-89
	A W	92-86
1981-82	H W	92-79
	A W	105-104ot
1982-83	A W	101-92
	H W	99-91
1983-84	H L	79-81
	A W	76-70
1984-85	A W	77-62
	H W	86-77
1985-86	A W	79-64
	H W	87-82
1986-87	H W	94-83
	A L	78-98
1987-88	H L	95-107
	A L	127-142
	N L	106-109
1988-89	H W	104-79
	A L	86-99
	N L	98-112
1989-90	A L	116-131
	H W	131-123
1990-91	H W	91-79
	A W	101-95
1991-92	H W	94-84
	A W	103-89
1992-93	A W	78-66
	H W	80-54
	N W	80-66
1993-94	H L	74-76
	A W	86-56
1994-95	A L	69-80
	H W	74-65ot
1995-96	H L	64-74
	A L	62-75
1996-97	A W	59-52
	H L	60-64
1997-98	H L	79-81ot
	A W	70-67
1998-99	A L	77-90
	H W	97-83
1999-00	H W	95-73
	A W	77-65
	N W	83-49
2000-01	A W	81-65
	H W	75-54
2001-02	H W	84-59
	A W	89-79
2002-03	A W	70-67
	H W	94-71
2003-04	H W	82-67
	A W	67-65
	N W	78-67

2004-05	A L	46-63
	H W	82-76
	N W	91-79
2005-06	H W	70-62
	A L	78-89ot
2006-07	A W	57-55
	H W	95-88
2007-08	H W	87-64
	A W	72-63
2008-09	H W	59-57
	A W	58-43
2009-10	H W	79-75
	A L	61-77
	N L	48-65
2010-11	H W	78-75
	A L	79-82

PORTLAND (53-31)
26-12 home
25-12 Malibu
22-17 away
5-2 neutral

1953-54	A L	76-82
1954-55	H W	95-74
1960-61	A L	44-66
1963-64	A L	68-85
1971-72	N W	73-71
1973-74	H W	70-49
1975-76	H W	101-53
1976-77	H W	89-83
	A L	91-102
1977-78	A L	69-79
	H W	70-69
1978-79	H W	91-74
	A W	78-69
1979-80	H W	87-80
	A W	71-64ot
1980-81	A L	79-81
	H L	76-78
1981-82	A W	76-58
	H W	79-64
1982-83	H W	83-70
	A W	78-69
1983-84	A W	92-82
	H W	77-68ot
1984-85	H W	76-75
	A W	80-60
1985-86	A W	60-55
	H W	80-61
1986-87	H L	57-69
	A W	81-66
1987-88	A W	91-81
	H W	93-85
1988-89	A W	69-64
	H W	86-68
1989-90	H L	88-90
	A L	67-82
1990-91	A W	87-74
	H W	81-58
	N W	97-62
1991-92	A W	94-73
	H W	79-56
	A W	97-83
1992-93	H W	80-69
	A W	67-49
1993-94	H W	77-64
	A L	64-74
1994-95	A L	64-79
	H L	65-72
	N L	52-62
1995-96	H L	72-78
	A L	76-89
1996-97	A L	68-69ot
	H L	49-52
1997-98	H W	72-47
	A W	67-57
1998-99	A W	64-51
	H L	53-59
1999-00	A W	75-68
	H W	80-60

2000-01	H W	76-60
	A W	94-58
	N W	81-71
2001-02	H W	109-88
	A W	83-77
	N W	77-64
2002-03	A W	82-68
	H W	82-62
2003-04	H W	97-88
	A W	71-67
2004-05	A L	71-81
	H W	72-66
2005-06	A L	82-84ot
	H L	76-81
2006-07	A L	69-73
	H L	76-87
2007-08	H L	78-82
	A W	71-66
	N W	50-48ot
2008-09	H L	58-73
	A L	45-74
	N L	45-69
2009-10	A L	64-80
	H L	62-83
2010-11	A L	42-57
	H W	66-64

SAINT MARY'S (68-56)
35-23 home
25-13 Malibu
28-29 away
5-4 neutral

1946-47	H W	47-37
1947-48	H L	44-48
1949-50	A W	44-41
1955-56	A L	87-93
	H L	57-75
1956-57	H L	62-79
	A L	81-98
1957-58	A W	67-66
	H L	74-82
1958-59	H L	64-74
	A L	75-78
1959-60	A L	69-74
	H W	70-55
1960-61	H L	81-88
	A L	58-74
1961-62	H W	77-51
	A W	81-76
1962-63	A L	69-84
	H W	88-87
1963-64	A L	56-70
	H L	67-75
1964-65	N L	69-72
	A L	52-55
	H L	55-68
1965-66	H L	74-77
	A L	88-104
1966-67	N W	95-81
	H W	87-72
	A W	76-73
1967-68	A L	67-85
	H W	82-71
1968-69	A W	89-74
	H W	56-53
1969-70	H W	62-61
	A W	80-71
1970-71	A W	82-79
	H L	78-79
1971-72	H W	102-81
	A W	forfeit
1972-73	H W	112-91
	A L	82-83
1973-74	A W	75-71
	H W	72-67
1974-75	A W	73-71
	H L	70-72
1975-76	A W	68-60
	H W	112-76

1976-77	H W	76-74
	A W	91-89ot
1977-78	H L	82-85
	A L	67-71
1978-79	A W	65-61
	H W	77-73
1979-80	A L	87-89ot
	H W	90-72
1980-81	A W	76-75
	H W	98-91
1981-82	H W	94-91ot2
	A W	79-66
1982-83	H W	76-67
	A W	66-59
1983-84	H L	68-76
	A L	68-81
1984-85	A L	71-76
	H W	69-64
1985-86	A W	88-67
	H W	105-64
1986-87	A L	63-67
	H W	65-49
1987-88	H W	67-61ot
	A L	61-64
1988-89	H W	65-60
	A L	49-77
1989-90	H W	88-64
	A W	81-68
	N W	94-83
1990-91	A W	79-78
	H W	82-78ot2
	N W	71-68ot
1991-92	H W	69-52
	A W	76-64

PEPPERDINE BASKETBALL

RECORDS VS. WCC OPPONENTS

SAN DIEGO (56-34) 32-10 home 24-8 Malibu 20-20 away 4-4 neutral

1957-58	H W	80-65
1958-59	H W	77-67
1962-63	H W	82-66
1964-65	A L	78-83
	H W	96-71
1965-66	A L	59-71
	H L	81-83
1966-67	H L	70-84
	A L	86-92
1967-68	H W	81-78
	A L	51-61
1968-69	A W	62-54
	H W	82-68
1969-70	H W	97-78
	A W	70-67
1970-71	H W	83-78
	A W	98-80
1979-80	H L	63-70
	A W	70-67
1980-81	H W	83-50
	A W	64-63
1981-82	H W	80-69
	A W	63-61
1982-83	A W	61-58
	H W	82-69
1983-84	H W	67-64
	A L	55-56
1984-85	A W	60-50
	H W	57-54
1985-86	A L	64-69
	H W	61-60
1986-87	A L	66-69
	H L	73-78
	N W	64-63
1987-88	H W	92-77
	A L	74-76
1988-89	H W	68-65
	A W	93-73
	N W	72-69
1989-90	A W	88-78
	H W	102-89
1990-91	H L	88-91
	A W	75-69
1991-92	H W	71-58
	A W	79-67
1992-93	A W	76-64
	H W	61-57ot
1993-94	A W	85-75
	H W	76-57
	N W	56-53
1994-95	H W	61-51
	A L	67-78
1995-96	A L	70-81
	H L	61-80
1996-97	H W	72-66
	A L	56-64
1997-98	H W	74-63
	A L	70-78
	N L	54-56
1998-99	A W	62-58
	H W	72-58
1999-00	H W	76-68
	A L	62-73
2000-01	H W	83-73
	A W	67-60
2001-02	A W	96-91ot2
	H W	90-79
2002-03	H L	73-88
	A W	98-93
2003-04	A W	88-79
	H W	91-73
2004-05	H W	83-67
	A L	88-92
	N L	80-86

SAN FRANCISCO (49-68) 25-28 home 20-15 Malibu 19-37 away 5-3 neutral

1955-56	A L	51-62
	H L	40-68
1956-57	A L	67-78
	H L	66-88
1957-58	A L	59-105
	H L	59-69
1958-59	A W	62-53
	H W	83-63
1959-60	H W	59-55
	A L	69-72
1960-61	A L	36-67
	H L	60-72
	A L	40-66
1961-62	H W	62-60
	A W	69-57
1962-63	H L	60-71
	A L	75-101
1963-64	H L	68-103
	A L	58-80
1964-65	N L	68-103
	A L	69-92
	H L	75-100
1965-66	A L	59-100
	H L	81-101
1966-67	A L	71-86
	A L	73-79
	H W	90-75
1967-68	H L	62-73
	A L	80-86
1968-69	A W	71-64
	H L	53-79
1969-70	A L	68-84
	H W	79-72
1970-71	H L	69-72
	A L	59-70
1971-72	A L	81-97
	H L	75-82
1972-73	A L	84-104
	H L	71-96
1973-74	H L	59-73
	A L	55-68
1974-75	A L	89-97
	H W	97-94
1975-76	H W	75-65
	A W	85-84ot
1976-77	A L	72-107
	H L	73-81
1977-78	H L	73-85
	A L	56-89
1978-79	H L	74-91
	A L	69-72
1979-80	H L	80-85
	A L	79-92
1980-81	A L	81-85
	H W	102-99ot
	N L	82-96
1981-82	H W	102-91
	A W	106-100

1985-86	H W	78-66
	A W	85-64
1986-87	A L	54-61
	H L	77-78
1987-88	A W	94-91
	H W	94-69
1988-89	H W	71-53
	A L	64-65
1989-90	H W	100-91
	A W	92-67
1990-91	A W	84-67
	H W	72-57
	N W	65-56
1991-92	H W	77-64
	A W	68-62
	N W	67-65
1992-93	A W	71-66
	H L	72-75
	A W	88-67
1993-94	A L	80-82
	H W	84-62
	N W	82-79
1994-95	H W	79-55
	A L	92-94ot
1995-96	A L	54-56
	H L	51-63
1996-97	H L	56-59
	A L	46-56
1997-98	A W	63-58
	H W	65-61
1998-99	H W	79-70
	A L	44-56
	N W	67-65
1999-00	A W	76-70
	H W	69-58
2000-01	A W	82-78
	H W	82-61
2001-02	A W	74-68
	H W	79-72
2002-03	A L	77-87
	H L	82-90
2003-04	H L	69-81
	A W	93-80
2004-05	H W	64-57
	A W	85-68
2005-06	H L	63-71
	A L	63-66
2006-07	H L	71-72
	A L	70-82
2007-08	H L	82-85
	A L	63-88
2008-09	A W	69-67
	H L	62-70
	N W	93-85
2009-10	H W	83-68
	A L	47-77
2010-11	H W	94-88
	A L	78-79ot
	N L	59-76

SANTA CLARA (54-68) 35-21 home 29-9 Malibu 19-40 away 0-7 neutral

1955-56	A L	56-79
	H L	52-68
1956-57	A L	54-73
	H L	59-62
1957-58	A L	59-60
	H L	66-71
1958-59	A L	69-84
	H W	90-72
1959-60	N L	63-85
	H W	59-48
	A L	74-80
1960-61	A L	40-43
	H W	67-56

1961-62	N L	64-76
	H W	63-44
	A W	57-51
1962-63	H L	74-75
	A L	71-76
1963-64	N L	69-82
	H W	80-75ot
	A L	78-98
1964-65	A L	75-84
	H L	94-104
1965-66	N L	70-112
	A L	79-88
	H L	81-101
1966-67	A L	74-105
	H L	79-102
1967-68	H L	80-102
	A L	66-94
1968-69	A L	60-88
	H L	52-62
1969-70	A L	72-105
	H L	70-87
1970-71	H L	66-91
	A L	75-82
1971-72	A L	85-106
	H L	84-111
1972-73	A L	77-86
	H W	89-85
1973-74	H L	46-48
	A W	63-58
1974-75	A W	79-78ot
	H W	67-65ot
1975-76	H W	42-38
	A W	91-88ot2
1976-77	A L	70-74
	H L	81-89
1977-78	H L	64-72
	A L	53-62
1978-79	H W	91-72
	A L	74-85
1979-80	A L	101-103
	H W	98-92
1980-81	H W	91-82
	A W	89-78
1981-82	H W	77-73
	A W	76-74ot2
1982-83	H W	67-62
	A L	68-79
1983-84	A L	63-77
	H L	56-62
1984-85	A W	53-52
	H W	97-90
1985-86	H W	64-60
	A W	56-51
1986-87	A L	50-76
	H W	64-50
	N L	65-77
1987-88	A L	57-66
	H W	95-86ot
1988-89	H W	72-63
	A L	79-92
1989-90	A L	70-72
	H W	81-67
1990-91	H W	67-61
	A W	77-66
1991-92	H W	75-53
	A W	52-48
1992-93	A W	73-71ot2
	H L	58-63
	N L	63-73
1993-94	H L	51-54
	A W	65-52
1994-95	A L	50-67
	H W	73-63
1995-96	H L	76-87
	A W	72-69
	A W	63-60
1996-97	A L	53-65
	H W	75-69
1997-98	A L	71-77
	H W	82-68

1998-99	H W	67-56
	A L	52-66
	A L	54-58
1999-00	A W	71-60
	H W	67-59
	A W	58-55
2000-01	H W	87-66
	A W	85-74
	N L	78-84
2001-02	A W	74-67
	H W	96-58
2002-03	H W	73-69
	A L	61-73
2003-04	A L	68-75
	H L	93-90
2004-05	H W	71-83
	A W	97-93ot
2005-06	H W	65-45
	A L	56-62
2006-07	A L	55-77
	H W	89-82ot
2007-08	A L	86-101
	H W	64-58
2008-09	A L	52-64
	H W	66-60
2009-10	H W	61-60
	A L	54-62
2010-11	H L	59-71
	A L	68-71

PEPPERDINE BASKETBALL

RECORDS VS. SELECTED OPPONENTS

ALABAMA
(0-1)
2010-11 A L 60-83

ARIZONA STATE
(10-7)

1947-48 H L 47-54
H W 50-38
1948-49 H W 62-48
H W 49-37
A L 42-50
A W 53-52
1952-53 H W 82-80
1954-55 A W 81-74
1955-56 H W 68-55
1956-57 A W 81-78
1957-58 H W 83-74
A W 80-74
1958-59 A L 78-112
1962-63 A L 71-83
1964-65 A L 69-92
1967-68 A L 83-101
2008-09 A L 40-61

ARKANSAS-LITTLE ROCK
(2-3)

1979-80 N W 92-85
1994-95 N L 62-77
2002-03 N W 116-110ot
2007-08 A L 65-70
2008-09 H L 65-66

ARKANSAS STATE
(2-0)

2004-05 N W 91-82
2010-11 N W 69-62

BOSTON UNIV.
(0-2)

1989-90 N L 61-64
1995-96 N L 61-75

BUFFALO
(0-1)

2008-09 N L 71-72ot

CALIFORNIA BAPTIST
(0-1)

2009-10 H L 65-67

CAL POLY
(13-8)

1941-42 A W 60-32
A W 38-26
H W 74-33
H W 65-38
1947-48 H W 54-48
A L 55-58
1948-49 A L 45-46
H W 54-37
1949-50 H W 58-51
A W 54-41
1950-51 A W 65-58
H W 61-50
1951-52 H W 86-69
A L 63-70
1952-53 A L 66-81
H W 85-72
1953-54 H W 89-78
A L 72-75
1991-92 H L 72-76ot
2009-10 A L 77-83
2010-11 H L 64-70

CAL STATE BAKERSFIELD
(1-3)

2006-07 H L 76-82
2007-08 A W 90-80
2008-09 H L 72-79ot
2010-11 H L 64-66

CAL STATE MONTEREY BAY
(1-0)

2008-09 H W 91-82

CAL STATE NORTHRIDGE
(8-6)

1960-61 H W 76-73
1961-62 H W 79-62
1962-63 A W 69-59
1963-64 H W 90-71
1968-69 A L 73-85
1969-70 H W 82-75
1994-95 H W 68-52
1995-96 A W 90-81
1996-97 H L 57-68
1997-98 A L 66-81
2005-06 H W 87-72
2006-07 A L 92-95
2007-08 H L 89-97
2008-09 A L 64-99

CAL STATE SAN BERNARDINO
(1-0)

2009-10 H W 72-70

COLORADO
(4-3)

1944-45 A W 42-36
1962-63 A L 63-76
1983-84 A L 57-74
1984-85 H W 90-64
1998-99 A L 61-65
2003-04 H W 94-77
2006-07 A W 78-72

COLORADO STATE
(4-3)

1962-63 A L 67-69
1966-67 H W 116-87
1987-88 N W 66-62
1999-00 H W 67-57
2003-04 N L 65-91
2004-05 H W 78-63
2005-06 A L 56-71

COPPIN STATE
(1-0)

2008-09 N W 58-56

FRESNO STATE
(14-14)

1947-48 A L 47-63
A W 54-41
1948-49 A L 54-56
H W 49-40
1949-50 A W 60-58
H W 84-56
1950-51 H W 87-54
A W 75-44
1952-53 A W 85-71
H W 76-62
1953-54 H L 70-78
A L 76-77
1954-55 H W 72-59
A W 72-64
1955-56 H L 64-94
A L 72-83
1956-57 A L 91-101
H L 81-91
1958-59 H L 59-69
1981-82 A L 46-63
1982-83 H L 56-65
1990-91 A W 84-64
1993-94 H W 70-65
1994-95 A L 76-79
1998-99 H W 78-71
1999-00 A W 70-68
2009-10 H L 72-80
2010-11 A L 51-64

GEORGE WASHINGTON
(1-1)

1992-93 H W 81-79
1993-94 A L 59-66

GEORGIA
(0-2)

2000-01 A L 61-72
2001-02 H L 74-91
2009-10 A L 47-64

GEORGIA TECH
(0-2)

1983-84 N L 56-67
2008-09 H L 58-86

HAMPTON
(1-0)

2009-10 N W 75-66

HAWAII
(3-6)

1952-53 H L 53-75
1961-62 H W 74-52
1962-63 H W 64-59
H W 93-61
1970-71 H L 88-103
1971-72 A L 85-94
A L 88-125
1984-85 A L 78-79
2008-09 A L 70-78

LONG BEACH STATE
(16-8)

1953-54 A W 80-64
H W 101-48
1960-61 A L 62-72
H L 67-86
1979-80 A W 95-94
N L 87-104
1980-81 H W 73-71
1981-82 A L 78-80
1982-83 H W 105-90
1983-84 A W 78-64
1984-85 H W 81-64
1986-87 H L 77-86
1998-99 A W 52-48
1999-00 H W 76-74
2000-01 A W 81-62
2001-02 H W 93-83
2002-03 A W 65-63
2003-04 H W 87-73
2004-05 A W 82-78
2005-06 H W 92-86
2006-07 A L 90-95
2007-08 H W 92-81ot
2008-09 A L 61-80
2009-10 H L 58-67

MARIST
(1-0)

1997-98 H W 78-67

MIAMI (FLA.)
(1-2)

1969-70 H W 93-90ot
2009-10 H L 63-86
2010-11 A L 59-94

MISSOURI STATE
(3-3)

1951-52 H L 60-62
1955-56 A L 74-78
1961-62 H W 68-63
1967-68 H W 70-69
1974-75 H W 97-71
2010-11 A L 60-80

MONMOUTH
(1-1)

1989-90 H L 54-56
2009-10 N W 82-73

MONTANA STATE
(2-3)

1979-80 H L 73-76
1982-83 A W 79-56
1988-89 N L 78-81
1990-91 N W 83-76
2007-08 A L 89-95

NEVADA
(24-13)

1946-47 A L 42-43
A L 40-52
H W 54-43
1947-48 A W 61-59
A W 57-51
1948-49 N L 50-59
H W 61-46
1969-70 H W 91-84
A W 93-79
1970-71 A W 99-68
H W 53-52
1971-72 H W 92-70
A W 89-88
1972-73 H W 110-94
A L 93-101
1973-74 A W 74-57
H L 72-75
1974-75 H W 91-76
A W 86-76
1975-76 A W 89-84
H W 83-66
1976-77 A L 68-78
H L 73-77ot4
A L 83-101
1977-78 H L 50-83
A L 50-60
1978-79 A W 84-68
H W 85-78
1982-83 A W 86-83
1983-84 H L 77-78ot
1984-85 A L 89-94
1985-86 H W 100-69
1986-87 A L 88-95
1987-88 H W 97-91
1988-89 A W 87-79
1991-92 H W 93-72
2010-11 N W 76-75

NEW MEXICO STATE
(8-4)

1950-51 H W 81-70
H W 71-58
1952-53 H W 68-54
A W 62-59
A W 54-51
1953-54 H W 69-55
1954-55 H W 70-53
1957-58 A L 69-86
1971-72 A L 82-89
1988-89 A W 84-69
2008-09 A L 66-90
2009-10 H L 72-78

NORTHERN ARIZONA
(12-3)

1951-52 H W 72-39
1952-53 H W 83-65
1954-55 H W 83-65
1956-57 A L 64-68
1957-58 H W 88-62
1969-70 H W 89-75
1975-76 H W 91-75
1980-81 A W 85-79
1981-82 H W 83-67
1983-84 A L 54-61
1984-85 H W 82-65
1988-89 H W 96-61
2006-07 H W 101-86
2007-08 A W 93-87ot
2010-11 H L 74-88

PACIFIC
(25-30)

1947-48 H W 56-40
A L 48-68
1948-49 A L 57-59ot
1950-51 H W 64-63
H W 67-66
H W 68-60
1955-56 H L 62-86
A L 57-70
1956-57 A W 76-71
H L 61-68
1957-58 A W 77-67
H L 62-64
1958-59 H W 72-64
A L 67-71
1959-60 A W 69-68
H W 73-66
1960-61 N W 69-59
A W 59-53
H W 81-80ot
1961-62 N L 63-72
A W 79-45
H W 74-53
1962-63 N W 101-71
H W 76-72
A W 78-69
1963-64 N L 60-74
A L 68-101
H W 86-72
1964-65 A L 71-95
H W 69-64
1965-66 N L 78-100
H L 84-97
A L 76-102
1966-67 H L 81-82
A L 67-94
1967-68 A L 74-90
H W 95-86
1968-69 A L 62-73
H W 66-64
1969-70 H L 60-101
A L 55-83
1970-71 A L 55-80
H L 63-68
1973-74 H L 50-52
A L 63-70ot
1983-84 A W 71-65
1996-97 H L 52-54
1997-98 A L 65-78
1999-00 A L 58-64
2000-01 H W 91-49
2007-08 N L 76-84
A W 83-65
2008-09 H L 55-73
2009-10 H L 64-67ot2
2010-11 A W 70-60

PORTLAND STATE
(3-2)

1967-68 H W 103-86
1977-78 H W 77-75
1978-79 H W 99-64
2009-10 H L 81-93
2010-11 A L 81-83

PEPPERDINE BASKETBALL

RECORDS VS. SELECTED OPPONENTS

**REDLANDS
(14-2)**

1940-41	H L	30-43
1941-42	H W	45-31
	A L	37-38
1947-48	A W	67-47
	H W	54-45
1954-55	A W	59-46
	H W	61-57
1956-57	H W	62-55
1957-58	A W	56-47
1958-59	H W	89-69
1959-60	A W	80-69
1960-61	H W	74-72
1961-62	H W	97-70
1962-63	H W	94-72
1964-65	N W	62-46
2010-11	H W	89-71

**SEATTLE
(12-19)**

1951-52	H L	79-87
	H W	64-53
1953-54	A L	85-94
	A L	77-92
1958-59	A L	75-83
1959-60	N L	66-67
1960-61	H L	51-81
	A L	55-86
1961-62	A L	66-83
	A L	59-74
1963-64	A L	77-100
1971-72	H L	95-103
	A L	88-106
1972-73	H W	97-85
	A W	85-72
1973-74	A L	57-74
	H L	71-72ot
1974-75	A W	69-67
	H W	88-75
1975-76	A L	64-82
	H W	78-73ot
1976-77	H W	93-82
	A L	62-77
1977-78	A L	83-95
	H L	76-84
1978-79	H W	98-83
	A L	79-91
1979-80	H W	89-83
	A W	96-81
1995-96	H W	76-62
2010-11	H W	84-64

**TENNESSEE
(0-1)**

1987-88	A L	75-96
---------	-----	-------

**TEXAS-
SAN ANTONIO
(0-1)**

2010-11	H L	81-86
---------	-----	-------

**UC IRVINE
(10-10)**

1979-80	N W	68-55
1982-83	A L	82-85
1983-84	H W	83-81
1984-85	A L	91-92
1985-86	H W	81-72
1986-87	A L	91-103
1987-88	H W	91-89
1988-89	A W	102-76
1989-90	H W	81-71
1994-95	N L	68-75
1997-98	A W	50-46
1998-99	H W	71-58
2001-02	A L	93-96ot2
2002-03	H L	69-74
2003-04	A L	83-85ot
2005-06	H W	79-76
2006-07	A L	66-68
2008-09	H L	63-71
2009-10	A L	61-74
2010-11	H W	76-69

**UCLA
(4-17)**

1943-44	A W	48-36
	H L	38-40
1944-45	H W	36-33
	A L	28-41
1945-46	A W	47-37
1949-50	A L	41-55
1950-51	A L	60-75
1951-52	A L	70-72
1953-54	A L	68-103
1975-76	A L	61-70
1978-79	A L	71-76
1980-81	A L	63-81
1981-82	A L	69-76
1986-87	A L	82-95
1990-91	A L	85-108
1991-92	A L	58-98
1999-00	A L	66-68
2001-02	A W	85-78
2004-05	A L	83-85
2009-10	A L	52-71
2010-11	A L	69-79

**USC
(2-4)**

1942-43	A L	38-58
	H W	56-51
1992-93	A L	59-71
2000-01	A L	73-76
2001-02	N W	78-77
2008-09	A L	77-91

**UTAH
(2-6)**

1966-67	A L	64-115
1978-79	N W	92-88ot
2000-01	H L	56-69
2001-02	A L	74-81
2002-03	H L	61-77
2003-04	A L	69-76
2009-10	H W	76-64
2010-11	A L	60-67

**WAKE FOREST
(0-1)**

2001-02	N L	74-83
---------	-----	-------

**WASHINGTON
STATE
(2-2)**

1976-77	A W	71-67
1977-78	H L	62-75
1985-86	H W	84-76
1986-87	A L	77-82

**WESTERN
OREGON
(1-0)**

2008-09	H W	77-67
---------	-----	-------

**WYOMING
(1-2)**


1959-60	A L	68-75
2000-01	A W	72-69
2009-10	A L	82-86ot

PEPPERDINE BASKETBALL

WAVES IN PRO BASKETBALL



Dennis Johnson played at Pepperdine during the 1975-76 season, helping the Waves win the West Coast Conference championship and advance to the second round of the NCAA Tournament. Regarded as one of the NBA's all-time best defensive players, Johnson starred for 14 seasons with the Boston Celtics, Phoenix Suns and Seattle SuperSonics. Johnson was part of three NBA championship teams, capturing the Most Valuable Player award for the 1979 NBA Finals with the SuperSonics and then winning two more with the Celtics. "DJ" made five All-Star teams, one All-NBA first team and one All-NBA second team. He was selected to nine consecutive All-Defensive first or second teams between 1979-87. At his retirement, he was only the 11th NBA player to amass more than 15,000 points and 5,000 assists. Sadly, he passed away before he could enjoy his greatest achievement as he was inducted into the Naismith Hall of Fame in 2010.



Doug Christie enjoyed a tremendous three years at Pepperdine, being named to numerous All-American honorable mention squads as a junior and senior and being picked as the WCC Player of the Year twice. The Waves went to the NCAA Tournament twice with Christie leading the way. After being selected in the first round of the 1992 NBA Draft, he enjoyed a 15-year career in the NBA, longer than any other Wave, with seven different teams. One of the top stoppers of his era, Christie made the NBA's All-Defensive Team four times. He had his most success with the Sacramento Kings, helping the team to two Pacific Division titles and to the 2002 Western Conference Finals. He made 1,555 steals in his career, ranking in the NBA's all-time top 30 at the time of his retirement, and is listed among the franchise leaders in steals for both Toronto and Sacramento. Christie tied an NBA record when he made eight steals in one half against Philadelphia in 1997.


WAVES IN PRO BASKETBALL

WAVES IN THE NBA DRAFT

YEAR	PLAYER	TEAM	ROUND	OVERALL
1948	Joy Pace	Philadelphia Warriors	—	—
1951	John Furlong	Boston Celtics	3rd	26th
	Hugh Faulkner	Philadelphia Warriors	9th	81st
1960	Bobby Sims	St. Louis Hawks	7th	54th
	Sterling Forbes	Los Angeles Lakers	11th	76th
1963	Harry Dinnel	San Francisco Warriors	8th	65th
1968	Hal Grant	San Diego Rockets	18th	204th
1970	Bobby Sands	Los Angeles Lakers	9th	149th
1971	Steve Sims	Houston Rockets	17th	231st
1973	William Averitt	Portland Trail Blazers	4th	55th
1975	Allan Jones	Buffalo Braves	8th	142nd
1976	Dennis Johnson	Seattle SuperSonics	2nd	29th
	Marcos Leite	Portland Trail Blazers	10th	162nd
1977	Art Allen	Los Angeles Lakers	8th	170th
1979	Ricardo Brown	Houston Rockets	3rd	59th
	Ray Ellis	Portland Trail Blazers	6th	120th
	Ollie Matson	Phoenix Suns	7th	147th
1980	Tony Fuller	Detroit Pistons	5th	93rd
1982	Boot Bond	Denver Nuggets	3rd	62nd
1983	Orlando Phillips	Los Angeles Lakers	3rd	69th
	Dane Suttle	Kansas City Kings	7th	152nd
	Bill Sadler	Dallas Mavericks	8th	171st
1984	Scott McCollum	Golden State Warriors	5th	110th
	Victor Anger	Portland Trail Blazers	7th	157th
1986	Dwayne Polee	Los Angeles Clippers	3rd	54th
	Grant Gondrezick	Phoenix Suns	4th	77th
	Anthony Frederick	Denver Nuggets	6th	133rd
1987	Eric White	Detroit Pistons	3rd	65th
1992	Doug Christie	Seattle SuperSonics	1st	17th
2001	Brandon Armstrong	Houston Rockets	1st	23rd
2005	Alex Acker	Detroit Pistons	2nd	60th



ALEX ACKER



YAKHOUBA DIAWARA

WAVES IN THE NBA

Alex Acker

Year	Team	GP	Rbs/G	Ast/Gm	Pts/Gm
2005-06	Detroit Pistons	5	1.0	0.8	1.8
2008-09	Detroit Pistons	7	0.3	0.1	1.3
2008-09	Los Angeles Clippers	18	1.2	0.6	3.5
Career	2 Seasons	30	1.0	0.5	2.7

Brandon Armstrong

Year	Team	GP	Rbs/Gm	Ast/Gm	Pts/Gm
2001-02	New Jersey Nets	35	0.5	0.2	1.8
2002-03	New Jersey Nets	17	0.2	0.1	1.4
2003-04	New Jersey Nets	56	0.8	0.3	2.7
Career	3 Seasons	108	0.6	0.2	2.2

Bird Averitt

Year	Team	GP	Rbs/Gm	Ast/Gm	Pts/Gm
1976-77	Buffalo Braves	75	1.0	1.8	7.9
1977-78	New Jersey Nets	21	1.6	3.2	8.3
1977-78	Buffalo Braves	34	1.5	3.8	9.5
Career	2 Seasons	130	1.2	2.5	8.3

Gerald Brown

Year	Team	GP	Rbs/Gm	Ast/Gm	Pts/Gm
1998-99	Phoenix Suns	33	0.7	0.9	2.4
Career	1 Season	33	0.7	0.9	2.4

Doug Christie

Year	Team	GP	Rbs/Gm	Ast/Gm	Pts/Gm
1992-93	Los Angeles Lakers	23	2.2	2.3	6.2
1993-94	Los Angeles Lakers	65	3.6	2.1	10.3
1994-95	New York Knicks	12	1.1	0.7	1.3
1995-96	New York Knicks	23	1.5	1.1	4.0
1995-96	Toronto Raptors	32	3.8	2.9	10.1
1996-97	Toronto Raptors	81	5.3	3.9	14.5
1997-98	Toronto Raptors	78	5.2	3.6	16.5
1998-99	Toronto Raptors	50	4.1	3.7	15.2
1999-00	Toronto Raptors	73	3.9	4.4	12.4
2000-01	Sacramento Kings	81	4.4	3.6	12.3
2001-02	Sacramento Kings	81	4.6	4.2	12.0
2002-03	Sacramento Kings	80	4.3	4.7	9.4
2003-04	Sacramento Kings	82	4.0	4.2	10.1
2004-05	Sacramento Kings	31	4.0	4.9	7.3
2004-05	Orlando Magic	21	2.6	2.2	5.7
2005-06	Dallas Mavericks	7	1.9	2.0	3.7
2006-07	Los Angeles Clippers	7	1.6	1.1	1.9
Career	15 Seasons	827	4.1	3.6	11.2

Yakhouba Diawara

Year	Team	GP	Rbs/Gm	Ast/Gm	Pts/Gm
2006-07	Denver Nuggets	64	1.7	0.9	4.4
2007-08	Denver Nuggets	54	1.1	0.7	2.8
2008-09	Miami Heat	63	1.3	0.4	3.4
2009-10	Miami Heat	6	0.8	0.5	0.8
Career	4 Seasons	187	1.4	0.7	3.5

Anthony Frederick

Year	Team	GP	Rbs/Gm	Ast/Gm	Pts/Gm
1988-89	Indiana Pacers	46	1.1	0.4	3.3
1980-91	Sacramento Kings	35	2.4	1.3	5.1
1991-92	Charlotte Hornets	66	2.2	1.1	5.9
Career	3 Seasons	147	1.9	0.9	4.9

Tony Fuller

Year	Team	GP	Rbs/Gm	Ast/Gm	Pts/Gm
1980-81	Detroit Pistons	15	2.8	1.9	4.0
Career	1 Season	15	2.8	1.9	4.0

Grant Gondrezick

Year	Team	GP	Rbs/Gm	Ast/Gm	Pts/Gm
1986-87	Phoenix Suns	64	1.7	1.3	5.5
1988-89	Los Angeles Clippers	27	1.3	1.3	3.9
Career	2 Seasons	91	1.6	1.3	5.0

PEPPERDINE BASKETBALL

WAVES IN PRO BASKETBALL

Dennis Johnson

Year	Team	GP	Rbs/Gm	Ast/Gm	Pts/Gm
1976-77	Seattle Supersonics	81	3.7	1.5	9.2
1977-78	Seattle Supersonics	81	3.6	2.8	12.7
1978-79	Seattle Supersonics	80	4.7	3.5	15.9
1979-80	Seattle Supersonics	81	5.1	4.1	19.0
1980-81	Phoenix Suns	79	4.6	3.7	18.8
1981-82	Phoenix Suns	80	5.1	4.6	19.5
1982-83	Phoenix Suns	77	4.4	5.0	14.2
1983-84	Boston Celtics	80	3.5	4.2	13.2
1984-85	Boston Celtics	80	4.0	6.8	15.7
1985-86	Boston Celtics	78	3.4	5.8	15.6
1986-87	Boston Celtics	79	3.3	7.5	13.4
1987-88	Boston Celtics	77	3.1	7.8	12.6
1988-89	Boston Celtics	72	2.6	6.6	10.0
1989-90	Boston Celtics	75	2.7	6.5	7.1
Career	14 Seasons	1100	3.9	5.0	14.1

Bob O'Brien

Year	Team	GP	Rbs/Gm	Ast/Gm	Pts/Gm
1947-48	Philadelphia Warriors	22	—	0.0	2.2
1948-49	Philadelphia Warriors	16	—	0.5	0.9
1948-49	St. Louis Bombers	8	—	0.1	2.1
Career	2 Seasons	46	—	0.2	1.8

Dwayne Polee

Year	Team	GP	Rbs/Gm	Ast/Gm	Pts/Gm
1986-87	Los Angeles Clippers	1	0.0	0.0	2.0
Career	1 Season	1	0.0	0.0	2.0

Bobby Sims

Year	Team	GP	Rbs/Gm	Ast/Gm	Pts/Gm
1961-62	Los Angeles Lakers	19	1.4	0.6	3.3
1961-62	St. Louis Hawks	46	3.4	3.1	9.7
Career	1 Season	65	2.8	2.4	7.8

Dane Suttle

Year	Team	GP	Rbs/Gm	Ast/Gm	Pts/Gm
1983-84	Kansas City Kings	40	1.2	1.2	6.5
1984-85	Kansas City Kings	6	0.5	0.3	2.3
Career	2 Seasons	46	1.1	1.0	5.9

Bob Warlick


Year	Team	GP	Rbs/Gm	Ast/Gm	Pts/Gm
1965-66	Detroit Pistons	10	1.6	1.0	2.4
1966-67	San Francisco Warriors	12	1.7	0.8	3.0
1967-68	San Francisco Warriors	69	3.8	2.3	8.9
1968-69	Milwaukee Bucks	3	0.3	0.3	2.0
1968-69	Phoenix Suns	63	2.4	2.1	8.0
Career	4 Seasons	157	2.9	2.0	7.5

Eric White

Year	Team	GP	Rbs/Gm	Ast/Gm	Pts/Gm
1987-88	Los Angeles Clippers	17	3.6	0.5	10.5
1988-89	Utah Jazz	1	0.0	0.0	0.0
1988-89	Los Angeles Clippers	37	1.9	0.5	4.3
Career	2 Seasons	55	2.4	0.5	6.1

WAVES IN THE ABA

Bird Averitt	San Antonio Spurs 1974; Kentucky Colonels 1975, 76
Harry Dinnel	Anaheim Amigos 1968
Bobby Sims	Anaheim Amigos 1968
Bob Warlick	Los Angeles Stars 1970



William "Bird" Averitt enjoyed the two greatest seasons in Pepperdine history, as he averaged 28.9 points as a sophomore and then led the NCAA in scoring with 33.9 points per game as a junior. He scored in double-figures in all of his 49 games in a Pepperdine uniform and holds dozens of school scoring records. He left school early to turn professional, and though he was selected by the Portland Trail Blazers in the 1973 NBA Draft, he instead signed with the San Antonio Spurs of the ABA. He moved on to the Kentucky Colonels, where he won the ABA championship in 1974-75 playing alongside the likes of Artis Gilmore and Dan Issel. Averitt averaged double-figures in points in each of his three ABA seasons, including a career-best 17.9 with the Colonels in 1975-76. When Kentucky was disbanded as part of the ABA-NBA merger, he played two seasons in the NBA with the Buffalo Braves and the New Jersey Nets.

FIRESTONE FIELDHOUSE



Pepperdine basketball has utilized many home courts during its illustrious history. When Pepperdine was located in South-Central Los Angeles, the Waves played many games at the old Campus Gym. However, Pepperdine teams wandered all over the Los Angeles area seeking a home court during the 1960s and 1970s. For example, the team played at such historic sports venues as The Great Western Forum and the Los Angeles Sports Arena. Additionally, the Waves also played "home" games at the Culver City Auditorium, El Segundo High School, Morningside High School and the Pan-Pacific Auditorium.

Pepperdine basketball moved into its permanent home on Nov. 30, 1973, when the Waves played their first game at Firestone Fieldhouse on the Malibu campus. Although Pepperdine lost that first game — to Pacific, by a score of 52-50 — the Waves have developed a decided homecourt advantage during the facility's 37-year history.

The intimate facility is an excellent place to view basketball and volleyball events from both courtside bleachers and upstairs theater seats. The listed capacity is 3,104, but attendance can climb closer to 5,000 for concerts, graduation ceremonies and lectures.

Pepperdine owns a 38-year record of 345-160 (.683) at Firestone Fieldhouse. The Waves won a school-record 30 consecutive home games from 1984 through 1987.

Named in honor of Leonard K. Firestone, the facility was officially dedicated by President Gerald R. Ford on Sept. 20, 1975. A record 4,500 fans packed Firestone Fieldhouse on Feb. 6, 1976, as Pepperdine upset No. 3-ranked UNLV by a final score of 93-91.

FIRESTONE FIELDHOUSE YEAR-BY-YEAR RECORDS

YEAR	OVERALL	PCT.	WCC	PCT.
1973-74	5-10	.333	1-6	.143
1974-75	11-4	.733	4-3	.571
1975-76	17-1	.944	6-0	1.000
1976-77	10-4	.714	4-3	.571
1977-78	6-8	.429	2-5	.286
1978-79	14-2	.875	6-1	.857
1979-80	9-4	.692	6-2	.750
1980-81	9-3	.750	6-1	.857
1981-82	13-1	.929	7-0	1.000
1982-83	13-4	.765	5-1	.833
1983-84	10-5	.667	3-3	.500
1984-85	13-0	1.000	6-0	1.000
1985-86	15-0	1.000	7-0	1.000
1986-87	8-5	.615	4-3	.571
1987-88	11-2	.846	6-1	.857
1988-89	10-3	.769	7-0	1.000
1989-90	10-2	.833	6-1	.857
1990-91	10-4	.714	6-1	.857
1991-92	11-2	.846	7-0	1.000
1992-93	10-3	.769	5-2	.714
1993-94	9-3	.750	4-3	.571
1994-95	7-5	.583	4-3	.571
1995-96	2-8	.200	0-7	.000
1996-97	5-7	.417	3-4	.429
1997-98	10-2	.833	5-2	.714
1998-99	12-2	.857	6-1	.857
1999-00	11-1	.917	7-0	1.000
2000-01	10-2	.833	6-1	.857
2001-02	11-1	.917	7-0	1.000
2002-03	6-6	.500	4-3	.571
2003-04	8-4	.667	5-2	.714
2004-05	9-3	.750	4-3	.571
2005-06	6-6	.500	3-4	.429
2006-07	3-9	.250	2-5	.286
2007-08	4-6	.400	2-5	.286
2008-09	5-10	.333	3-4	.429
2009-10	5-11	.313	3-4	.429
2010-11	7-7	.500	4-3	.571
38 seasons	345-160	.683	176-87	.669

FIRESTONE FIELDHOUSE QUICK FACTS

Location Tyler Drive, on campus
 Completed October 1973
 First Game Nov. 30, 1973, vs. Pacific
 Basketball Attendance Record 4,500 vs. UNLV (Feb. 6, 1976)
 Floor Type Wood
 Floor Development Sports Technology Group of Placentia
 Lighting 200 candlepower
 Parking Tyler Drive and adjacent lot (300 spaces)
 Contractor Moran Construction Company, Inc.
 Architect Richard L. Dorman
 Major Donor Leonard K. Firestone
 Official Dedication .. Sept. 20, 1975, by President Gerald R. Ford



PEPPERDINE BASKETBALL

FIELDHOUSE TEAM RECORDS

PEPPERDINE		OPPONENT
131 vs. Loyola Marymount, 2/17/1990 129 vs. U.S. International, 1/7/1986 118, twice (last vs. Hope International, 1/8/2008)	POINTS	123 by Loyola Marymount, 2/17/1990 117 by UNLV, 3/5/1977 111 by Memphis State, 12/21/1974
68 vs. Hope International, 1/8/2008	FIRST-HALF POINTS	57, twice (last by LMU, 2/17/1990)
72 vs. Moorhead State, 12/23/1974	SECOND-HALF POINTS	66 by Loyola Marymount, 2/17/1990
+51 vs. Northland, 1/2/1982 (110-59)	MARGIN OF VICTORY	+36 by Saint Mary's, 2/18/2008 (100-64)
52 vs. U.S. International, 1/7/1986	FIELD GOALS MADE	51 by UNLV, 3/5/1977
96 vs. Portland State, 12/15/1978	FIELD GOALS ATTEMPTED	102 by UNLV, 2/6/1976
.745 vs. Kansas, 12/27/1979 (35-47)	FIELD GOAL PERCENTAGE (HIGH)	.667 by Gonzaga, 2/2/2001 (30-45)
.255 vs. San Diego, 1/30/2010 (13-51)	FIELD GOAL PERCENTAGE (LOW)	.215 by Nebraska-Omaha, 12/3/1990 (14-65)
17 vs. Santa Clara, 2/23/2002	THREE-POINTERS MADE	17, twice (last by Portland State, 12/13/2010)
40 vs. UC Santa Barbara, 11/21/2006	THREE-POINTERS ATTEMPTED	40 by Hope International, 1/8/2008
.667 vs. San Diego, 2/24/1990 (12-18)	THREE-POINT PERCENTAGE	.647 by San Diego, 2/24/1996 (11-17)
42 vs. Northeastern, 12/18/1988	FREE THROWS MADE	34 by Dayton, 11/21/2003
50 vs. Northeastern, 12/18/1988	FREE THROWS ATTEMPTED	41, twice (last by Dayton, 11/21/2003)
.926 vs. Saint Mary's, 2/21/1985 (25-27)	FREE THROW PERCENTAGE	.952 by San Francisco, 3/1/2003 (20-21)
81 vs. Portland, 12/20/1975	REBOUNDS	58 by Mount Marty, 12/13/1975
+43 vs. Portland, 12/20/1975 (81-38)	REBOUND MARGIN	+29 by Gonzaga, 2/3/2007 (49-20)
31 vs. Gonzaga, 2/20/2006	PERSONAL FOULS	35, twice (last by LMU, 2/17/1990)
38 vs. U.S. International, 1/7/1986	ASSISTS	30, twice (last by Saint Mary's, 2/14/1981)
37 vs. St. Xavier, 12/30/1976	TURNOVERS	36, twice (last by Montana State, 12/7/1979)
14 vs. Portland, 2/5/2007	BLOCKED SHOTS	12 by UC Santa Barbara, 11/21/2006
22 vs. Northland, 1/2/1982	STEALS	17, twice (last by Pacific, 12/13/2008)

Minimums: three-point percentage 10 made, free throw percentage 20 made

FIELDHOUSE INDIVIDUAL RECORDS

PEPPERDINE		OPPONENT
38, Ray Ellis vs. Texas-Arlington (12/9/1977)	POINTS	40, Freeman Williams, Portland State (1/21/1978)
17, Ray Ellis vs. Texas-Arlington (12/9/1977)	FIELD GOALS MADE	18, Freeman Williams, Portland State (1/21/1978)
1.000, Dana Jones vs. Boise State (11/30/1991, 14-14)	FIELD GOAL PERCENTAGE	1.000, John Bryant, Santa Clara (2/16/2008, 11-11)
8, Terrance Johnson vs. San Diego (2/12/2004)	THREE-POINTERS MADE	9, twice last Dave Calloway, Monmouth (1/2/1990)
1.000, Devin Montgomery vs. Santa Clara (2/23/2002, 6-6)	THREE-POINT PERCENTAGE	.875, Gabe Rogers, Northern Arizona 11/28/2010, 7-8)
19, Tom Lewis vs. Northeastern (12/18/1988)	FREE THROWS MADE	16, Greg Goorjian, Loyola Marymount (3/10/1983)
1.000 (12-12), several times last T. Forehan-Kelly vs. Santa Clara (1/23/2006)	FREE THROW PERCENTAGE	1.000, Steve Nash, Santa Clara (2/25/1995, 15-15)
24, Dick Skophammer twice last vs. Nebraska-Omaha (1/5/1976)	REBOUNDS	22, Josh Heytvelt, Gonzaga (2/3/2007)
17, Bryan Parker vs. Oral Roberts (1/9/1993)	ASSISTS	15, Mickey McConnell, Saint Mary's (1/8/2011)
11, Jarrad Henry vs. Portland (2/5/2007)	BLOCKED SHOTS	6, many times last Robert Sacre, Gonzaga (2/20/2010)
8, Michael Knight vs. Loyola Marymount (12/10/1977)	STEALS	9, Johnny High, Nevada (12/20/1983)





PEPPERDINE
BASKETBALL

