


SOUTH CAROLINA

BJ McKie ▲



GAMECOCK RECORDS

GAME



COCKS



MOST GAMES PLAYED

- 135, Brandon Wallace (2004-07)
- 134, Tre' Kelley (2004-07)
- 132, Carlos Powell (2002-05)
- 125, Mike Boynton, Jr. (2001-04)
- 123, BJ McKie (1996-99)
123, Aaron Lucas (1999-2002)
123, Tarence Kinsey (2003-2006)
- 122, Bud Johnson (1996-99)
122, Herbert Lee Davis (1997-2000)
- 121, Tony Kitchings (1999-2003)
121, Barry Manning (1988-92)
121, Jamel Bradley (1999-2002)

MOST GAMES STARTED

- 116, Melvin Watson (1995-98)
116, BJ McKie (1996-99)
- 111, Alex English (1973-76)
- 108, Nate Davis (1974-77)
- 107, Mike Doyle (1977-80)
- 105, Mike Dunleavy (1973-76)
105, Jack Gilloon (1975-78)
- 102, Tre' Kelley (2003-07)
102, Chuck Eidson (2000-03)
102, Brad Jergenson (1981-84)

MOST MINUTES PLAYED

- 4113, Alex English (1973-76)
- 4021, BJ McKie (1996-99)
- 3956, Tre' Kelley (2003-07)
- 3917, Barry Manning (1988-92)
- 3848, Melvin Watson (1995-98)
- 3764, Mike Dunleavy (1973-76)
- 3542, Terry Dozier (1986-89)
- 3528, Aaron Lucas (1999-02)
- 3513, Carlos Powell (2001-05)
- 3487, Brandon Wallace (2003-07)

MOST MINUTES PLAYED PER GAME

- 38.09, Cedrick Hordges (1979-80)
- 37.05, Alex English (1973-76)
- 34.06, Terry Dozier (1986-89)
- 33.91, Mike Dunleavy (1973-76)
- 32.83, Larry Davis (1996-97)
- 32.80, Emmett Hall (1993-94)
- 32.69, BJ McKie (1996-98)
- 32.51, Carey Rich (1993-95)
- 32.37, Barry Manning (1988-92)
- 32.34, Melvin Watson (1995-98)

MOST POINTS SCORED

- 2119, BJ McKie (1996-99)
- 1972, Alex English (1973-76)
- 1910, John Roche (1969-71)
- 1745, Jimmy Foster (1981-84)
- 1586, Mike Dunleavy (1973-76)
- 1541, Carlos Powell (2001-05)
- 1521, Jim Slaughter (1948-51)
- 1505, Art Whisnant (1960-62)
- 1488, Tre' Kelley (2004-07)
- 1456, Grady Wallace (1956-57)

HIGHEST SCORING AVERAGE

- 28.0, Grady Wallace (1956-57)
- 22.5, John Roche (1969-71)
- 19.7, Cedrick Hordges (1979-80)
- 19.1, Art Whisnant (1960-62)
- 17.8, Alex English (1973-76)
- 17.5, Skip Harlicka (1966-68)
- 17.3, Kevin Joyce (1971-73)
- 17.2, BJ McKie (1996-99)
- 17.0, Ronnie Collins (1962-64)
- 17.0, Larry Davis (1996-97)

MOST FIELD GOALS MADE

- 855, Alex English (1973-76)
- 678, Jimmy Foster (1981-84)
- 666, John Roche (1969-71)
- 616, BJ McKie (1996-99)
- 615, Mike Dunleavy (1973-76)
- 600, Carlos Powell (2001-05)
- 597, Nate Davis (1974-77)
- 595, Jim Slaughter (1948-51)
- 561, Zam Fredrick (1978-81)
- 560, Terry Dozier (1986-89)

MOST FIELD GOALS ATTEMPTED

- 1590, Alex English (1973-76)
- 1469, John Roche (1969-71)
- 1338, BJ McKie (1996-99)
- 1287, Grady Wallace (1956-57)

- 1270, Mike Dunleavy (1973-76)
- 1266, Carlos Powell (2001-05)
- 1238, Tre' Kelley (2004-07)
- 1214, Tom Hofferth (1952-55)
- 1213, Nate Davis (1974-77)
- 1175, Zam Fredrick (1978-81)

HIGHEST FIELD GOAL PCT. (Min. 200 att.)

- .596 (678-1138), Jimmy Foster (1981-84)
- .579 (191-340), Golie Augustus (1975-78)
- .575 (261-454), Kevin Darmody (1980-83)
- .571 (124-217), Edmond Wilson (1991-93)
- .553 (317-573), Renaldo Balkman (2003-06)
- .550 (357-649), Danny Traylor (1971-73)
- .542 (434-801), Cedrick Hordges (1979-80)
- .538 (855-1590), Alex English (1973-76)
- .530 (472-890), Joe Rhett (1989-92)
- .528 (243-460), Chris Leso (1990-93)

MOST THREE-POINT GOALS MADE

- 264, Jamel Bradley (1999-2002)
- 215, BJ McKie (1996-99)
- 167, Tre' Kelley (2004-07)
- 152, Larry Davis (1996-97)
- 139, Jo Jo English (1989-92)
- 129, Mike Boynton, Jr. (2000-04)
- 129, Tarence Kinsey (2003-06)
- 125, Melvin Watson (1995-98)
- 117, Brent Price (1988-89)
- 115, Aaron Lucas (1999-2002)

MOST THREE-POINT GOALS ATTEMPTED

- 686, Jamel Bradley (1999-2002)
- 554, BJ McKie (1996-99)
- 503, Tre' Kelley (2004-07)
- 415, Larry Davis (1996-97)
- 403, Aaron Lucas (1999-2002)
- 370, Jo Jo English (1989-92)
- 364, Mike Boynton, Jr. (2000-04)
- 362, Tarence Kinsey (2003-06)
- 361, Melvin Watson (1995-98)
- 347, Antonio Grant (1997-2001)

HIGHEST THREE-POINT PCT. (Min. 50 made)

- .466 (117-251), Brent Price (1988-89)
- .410 (102-249), Bryce Sheldon (2006-07)
- .388 (215-554), BJ McKie (1996-99)
- .385 (264-686), Jamel Bradley (1999-2002)
- .376 (139-370), Jo Jo English (1989-92)
- .366 (152-415), Larry Davis (1996-97)
- .362 (59-163), Ryan Stack (1995-98)
- .356 (99-278), Josh Gonner (2003-05)
- .354 (129-364), Mike Boynton, Jr. (2000-04)
- .346 (79-228), David Ross (1998-2001)

MOST FREE THROWS MADE

- 672, BJ McKie (1996-99)
- 578, John Roche (1969-71)
- 567, Art Whisnant (1960-62)
- 389, Jimmy Foster (1981-84)
- 382, Lee Collins (1953-56)
382, Kevin Joyce (1971-73)
- 356, Mike Dunleavy (1973-76)
- 351, Joe Smith (1952-55)
- 350, Grady Wallace (1956-57)
- 345, Tom Riker (1970-72)

MOST FREE THROWS ATTEMPTED

- 880, Art Whisnant (1960-62)
- 873, BJ McKie (1996-99)
- 770, Jimmy Foster (1981-84)
- 704, John Roche (1969-71)
- 598, Joe Smith (1952-55)
- 540, Jim Slaughter (1948-51)
- 522, Lee Collins (1953-56)
- 511, Tom Riker (1970-72)
- 494, Tom Owens (1969-71)
- 470, Kevin Joyce (1971-73)

HIGHEST FREE THROW PERCENTAGE (Min. 100)

- .850 (142-167), Brent Price (1988-89)
- .836 (219-262), Scotti Ward (1961-63)
- .821 (578-704), John Roche (1969-71)
- .813 (382-470), Kevin Joyce (1971-73)
- .804 (154-194), Gerald Peacock (1981-83)
- .801 (346-432), Ronnie Collins (1962-64)
- .798 (356-446), Mike Dunleavy (1973-76)
- .798 (201-252), Brian Winters (1972-74)
- .791 (140-177), Bud Cronin (1960-62)
- .789 (232-294), Larry Davis (1996-97)

MOST REBOUNDS

- 1159, Lee Collins (1953-56)
- 1116, Tom Owens (1969-71)
- 1064, Alex English (1973-76)
- 1001, Joe Smith (1952-55)
- 1000, Jimmy Foster (1981-84)
- 775, Brandon Wallace (2003-07)
- 758, Darryl Martin (1986-88)
- 744, Mike Callahan (1958-60)
- 680, Tony Kitchings (1999-2003)
- 678, Joe Rhett (1989-92)
678, Gary Gregor (1965; 67-68)

HIGHEST REBOUNDING AVERAGE

- 13.3, Tom Owens (1969-71)
- 12.8, Grady Wallace (1956-57)
- 12.6, Gary Gregor (1965; 67-68)
- 12.5, Lee Collins (1953-56)
- 10.7, Frank Standard (1966-68)
- 10.4, Jim Fox (1964-65)
- 10.3, Joe Smith (1952-55)
- 10.1, Mike Callahan (1958-60)
- 9.6, Alex English (1973-76)
- 9.4, Jimmy Foster (1981-84)

MOST ASSISTS

- 543, Melvin Watson (1995-98)
- 533, Jack Gilloon (1975-78)
- 510, Tre' Kelley (2004-07)
- 451, Aaron Lucas (1999-2002)
- 440, Michael Foster (1984-87)
- 437, Barry Manning (1988-92)
- 428, Chuck Eidson (2000-2003)
- 382, BJ McKie (1996-99)
- 379, Gerald Peacock (1981-83)
- 370, Mike Dunleavy (1973-76)

HIGHEST ASSIST AVERAGE

- 5.08, Jack Gilloon (1975-78)
- 4.68, Gerald Peacock (1981-83)
- 4.56, Melvin Watson (1995-98)
- 4.34, Carey Rich (1993-95)
- 4.67, Jack Thompson (1966-68)
- 4.00, Michael Foster (1984-87)
- 3.86, Terry Gould (1987-88)
- 3.83, Kevin Joyce (1971-73)
- 3.82, Chuck Eidson (2000-2003)
- 3.81, Tre' Kelley (2004-07)

MOST STEALS

- 272, Chuck Eidson (2000-03)
- 223, Barry Manning (1988-92)
- 194, Melvin Watson (1995-98)
- 165, BJ McKie (1996-99)
165, Michael Foster (1984-87)
- 152, Jamie Watson (1991-94)
- 142, Tarence Kinsey (2003-06)
- 141, Carlos Powell (2001-05)
- 137, Aaron Lucas (1999-2002)
- 136, Jo Jo English (1989-92)

HIGHEST STEAL AVERAGE

- 2.42, Chuck Eidson (2000-03)
- 1.84, Barry Manning (1988-92)
- 1.78, Larry Davis (1996-97)
- 1.63, Melvin Watson (1995-98)
- 1.61, Carey Rich (1993-95)
- 1.58, Brent Price (1988-89)
- 1.50, Michael Foster (1984-87)
- 1.38, Rolando Howell (2001-03)
- 1.34, BJ McKie (1996-99)
- 1.32, Jamie Watson (1991-94)

MOST BLOCKED SHOTS

- 249, Brandon Wallace (2003-07)
- 235, Danny Traylor (1971-73)
- 230, Alex English (1973-76)
- 226, Jeff Roulston (1989-92)
- 160, Mike Brittain (1983-86)
- 124, Ryan Stack (1995-98)
- 123, Tony Kitchings (1999-2003)
- 112, Renaldo Balkman (2003-06)
- 87, Bud Johnson (1996-99)
- 86, Jim Strickland (1979-80)

HIGHEST BLOCKED SHOTS AVERAGE

- 4.05, Danny Traylor (1971-73)
- 2.07, Alex English (1973-76)
- 1.93, Jeff Roulston (1989-92)
- 1.91, Jim Strickland (1979-80)
- 1.84, Brandon Wallace (2003-07)

INDIVIDUAL SEASON RECORDS

CAROLINA BASKETBALL**MOST GAMES PLAYED**

- 38 by four players in 2006
- 37 by four players in 2002; one player in 2006
- 36 by two players in 2002

MOST GAMES STARTED

- 38, Tre' Kelley (2006)
- 37, Tarence Kinsey (2006)
- 37, Chuck Eidson (2002)
- 35, Jamel Bradley (2002)
- 35, Aaron Lucas (2002)
- 33, Mike Boynton, Jr. (2004)
- 33, Jo Jo English (1991)
- 32, Jeff Roulston (1991)
- 32, Marius Petravicius (2000)
- 32, Herbert Lee Davis (2000)
- 32, Dominique Archie (2008)
- 32, Devan Downey (2008)

MOST MINUTES PLAYED

- 1330, Tre' Kelley (2006)
- 1323, Tarence Kinsey (2006)
- 1211, Jamel Bradley (2002)
- 1197, Devan Downey (2008)
- 1166, Brandon Wallace (2006)
- 1147, Aaron Lucas (2002)
- 1132, Barry Manning (1991)
- 1130, Mike Boynton, Jr. (2004)
- 1128, Zam Fredrick (2008)
- 1113, Carlos Powell (2005)

MOST MINUTES PLAYED PER GAME

- 39.07, John Roche (1969)
- 38.89, Cedrick Hordges (1979)
- 38.70, Alex English (1976)
- 38.24, Kevin Joyce (1973)
- 38.82, John Ribock (1969)
- 37.70, Michael Foster (1987)
- 37.68, Tom Owens (1969)
- 37.63, Brian Winters (1974)
- 37.62, Billy Walsh (1969)
- 37.60, Terry Dozier (1987)

MOST POINTS SCORED

- 906, Grady Wallace (1957)
- 781, Zam Fredrick (1981)
- 662, John Roche (1969)
- 625, John Roche (1971)
- 623, John Roche (1970)
- 610, Alex English (1976)
- 602, Tarence Kinsey (2006)
- 592, Kevin Joyce (1973)
- 588, Devan Downey (2008)
- 584, BJ McKie (1998)

HIGHEST SCORING AVERAGE

- 31.3, Grady Wallace (1957)
- 28.9, Zam Fredrick (1981)
- 23.9, Grady Wallace (1956)
- 23.7, Ronnie Collins (1964)
- 23.6, John Roche (1969)
- 22.8, Jim Slaughter (1951)
- 22.6, Alex English (1976)
- 22.3, John Roche (1970)
- 21.8, Skip Harlicka (1968)
- 21.6, John Roche (1971)

MOST FIELD GOALS MADE

- 336, Grady Wallace (1957)
- 300, Zam Fredrick (1981)
- 258, Alex English (1976)
- 239, John Roche (1969)
- 229, Brian Winters (1974)
- 223, Cedrick Hordges (1980)
- 222, John Roche (1970)
- 222, Jim Slaughter (1951)
- 220, Kevin Joyce (1973)
- 218, Devan Downey (2008)

MOST FIELD GOALS ATTEMPTED

- 803, Grady Wallace (1957)
- 591, Zam Fredrick (1981)
- 515, Devan Downey (2008)
- 508, Kevin Joyce (1973)
- 507, John Roche (1969)

- 493, John Roche (1971)
- 484, Grady Wallace (1956)
- 469, John Roche (1970)
- 468, Alex English (1976)
- 464, Dwane Morrison (1952)

HIGHEST FIELD GOAL PERCENTAGE (Min. 50)

- .611 (203-332), Jimmy Foster (1983)
- .608 (152-250), Renaldo Balkman (2006)
- .608 (91-153), Edmond Wilson (1993)
- .596 (174-292), Danny Traylor (1972)
- .595 (200-336), Jimmy Foster (1984)
- .592 (109-184), Kevin Darmody (1981)
- .592 (126-213), Jimmy Foster (1982)
- .591 (110-186), Golie Augustus (1978)
- .584 (94-161), Jeff Roulston (1992)
- .580 (149-257), Jimmy Foster (1981)

MOST THREE-POINT GOALS MADE

- 117, Jamel Bradley (2002)
- 79, Mike Boynton, Jr. (2004)
- 78, Larry Davis (1996)
- 76, Jamel Bradley (2001)
- 74, Larry Davis (1997)
- 71, Tarence Kinsey (2006)
- 68, Zam Fredrick (2008)
- 68, Brent Price (1989)
- 65, Bryce Sheldon (2007)
- 62, BJ McKie (1997)

MOST 3-POINT GOALS ATTEMPTED

- 294, Jamel Bradley (2002)
- 220, Larry Davis (1996)
- 214, Jamel Bradley (2001)
- 195, Larry Davis (1997)
- 194, Mike Boynton, Jr. (2004)
- 193, Zam Fredrick (2008)
- 192, Tre' Kelley (2006)
- 189, Tarence Kinsey (2006)
- 180, Carey Rich (1995)
- 157, Josh Gonner (2004)

HIGHEST THREE-POINT PERCENTAGE (Min. 30)

- .514 (37-73), Brandis Raley-Ross (2008)
- .489 (68-139), Brent Price (1989)
- .442 (65-147), Bryce Sheldon (2007)
- .438 (49-112), Brent Price (1988)
- .418 (56-135), Jo Jo English (1991)
- .415 (59-142), BJ McKie (1998)
- .415 (59-142), Jamel Bradley (2000)
- .407 (79-194), Mike Boynton, Jr. (2004)
- .403 (62-154), BJ McKie (1997)
- .398 (117-294), Jamel Bradley (2002)
- .398 (33-83), David Ross (2000)

MOST FREE THROWS MADE

- 234, Grady Wallace (1957)
 - 215, John Roche (1971)
 - 213, Art Whisnant (1962)
 - 205, BJ McKie (1998)
 - 184, John Roche (1969)
 - 181, Zam Fredrick (1981)
 - 179, John Roche (1970)
 - 166, BJ McKie (1997)
 - 160, BJ McKie (1999)
 - 156, Ray Pericola (1959)
- [CONSECUTIVE: 41, John Roche (2/9/70 - 2/18/70)]

MOST FREE THROWS ATTEMPTED

- 311, Art Whisnant (1962)
- 303, Grady Wallace (1957)
- 296, Art Whisnant (1961)
- 273, Art Whisnant (1960)
- 262, BJ McKie (1998)
- 262, John Roche (1971)
- 242, Jimmy Foster (1983)
- 239, Jimmy Foster (1984)
- 234, Joe Smith (1954)
- 226, John Roche (1969)

HIGHEST FREE THROW PERCENTAGE (Min. 30)

- .884 (38-43), Bryce Sheldon (2007)
- .884 (84-95), Ronnie Collins (1962)
- .882 (45-51), Mike Brittain (1983)
- .877 (57-65), Rick Aydtlett (1971)
- .868 (118-136), Scotti Ward (1963)
- .857 (66-77), Brent Price (1988)
- .857 (60-70), Gerald Peacock (1983)
- .848 (95-112), Michael Foster (1987)
- .845 (93-110), Mike Doyle (1980)
- .845 (60-71), Brian Winters (1972)

MOST REBOUNDS

- 434, Lee Collins (1955)
- 419, Grady Wallace (1957)
- 413, Jim Slaughter (1951)
- 404, Lee Collins (1956)
- 393, Tom Owens (1970)
- 363, Tom Owens (1969)
- 360, Tom Owens (1971)
- 360, Fred Lentz (1957)
- 313, Jim Fox (1965)
- 310, Joe Smith (1953)
- 310, Danny Traylor (1972)

HIGHEST REBOUNDING AVERAGE

- 17.6, Lee Collins (1956)
- 16.5, Jim Slaughter (1951)
- 16.1, Lee Collins (1955)
- 14.4, Grady Wallace (1957)
- 14.0, Tom Owens (1970)
- 13.6, Jim Fox (1965)
- 13.3, Gary Gregor (1967)
- 13.0, Tom Owens (1969)
- 12.9, Tom Owens (1971)
- 12.9, Joe Smith (1953)

MOST ASSISTS

- 182, Gerald Peacock (1983)
- 174, Tre' Kelley (2006)
- 172, Devan Downey (2008)
- 157, Melvin Watson (1997)
- 156, Jack Gilloon (1976)
- 152, Kevin Joyce (1973)
- 149, Tre' Kelley (2007)
- 145, Aaron Lucas (2002)
- 145, Michael Foster (1985)
- 141, Melvin Watson (1998)

HIGHEST ASSIST AVERAGE

- 7.00, Gerald Peacock (1983)
- 6.50, Jackie Gilloon (1976)
- 5.40, Don Cox (1951)
- 4.38, Devan Downey (2008)
- 5.24, Kevin Joyce (1973)
- 5.18, Michael Foster (1985)
- 5.16, Carey Rich (1994)
- 5.14, Tre' Kelley (2007)
- 5.11, Jackie Gilloon (1978)
- 5.06, Melvin Watson (1997)

MOST STEALS

- 103, Devan Downey (2008)
- 93, Chuck Eidson (2000)
- 91, Chuck Eidson (2002)
- 73, Barry Manning (1991)
- 66, Barry Manning (1992)
- 65, Renaldo Balkman (2006)
- 60, Tarence Kinsey (2006)
- 60, Chuck Eidson (2003)
- 58, Rolando Howell (2002)
- 58, Carey Rich (1993)

HIGHEST STEAL AVERAGE

- 3.22, Devan Downey (2008)
- 2.91, Chuck Eidson (2000)
- 2.46, Chuck Eidson (2002)
- 2.44, Barry Manning (1992)
- 2.35, Barry Manning (1991)
- 2.15, Carey Rich (1993)
- 2.14, Chuck Eidson (2003)
- 1.87, Chuck Eidson (2001)
- 1.84, Melvin Watson (1997)
- 1.83, Melvin Watson (1998)



CAROLINA TEAM SEASON RECORDS

GAMES PLAYED

- 38 in 2006
- 37 in 2002
- 34 in 2004

POINTS SCORED

- 2,575 in 2006 (38 games)
- 2,527 in 2002 (37 games)
- 2,428 in 1996 (31 games)

HIGHEST SCORING AVERAGE

- 82.1 in 1972 (29 games)
- 81.8 in 1957 (27 games)
- 81.5 in 1981 (27 games)

LOWEST SCORING AVERAGE

(Since 1951)

- 60.2 in 1999 (29 games)
- 61.5 in 1959 (24 games)
- 64.3 in 1966 (24 games)

HIGHEST SCORING MARGIN

- 22.8 in 1945 (22 games)
- 19.9 in 1934 (19 games)
- 19.3 in 1944 (15 games)

LOWEST SCORING MARGIN

- 21.0 in 1910 (1 game)
- 15.3 in 1931 (18 games)
- 12.5 in 1911 (2 games)

MOST FIELD GOALS MADE

- 967 in 2006 (38 games)
- 924 in 1975 (28 games)
- 914 in 1973 (29 games)

MOST FIELD GOALS ATT.

- 2,163 in 1957 (29 games)
- 2,101 in 2006 (38 games)
- 2,098 in 2002 (37 games)

HIGHEST FIELD GOAL PCT.

- .518 (862-1665) in 1983 (31 games)
- .517 (847-1638) in 1982 (29 games)
- .508 (856-1686) in 1981 (27 games)

LOWEST FIELD GOAL PCT.

(Since 1951)

- .340 (532-1564) in 1959 (24 games)
- .347 (611-1760) in 1953 (24 games)
- .356 (607-1731) in 1954 (26 games)

MOST 3-POINT GOALS MADE

- 262 in 2006 (38 games)
- 257 in 2002 (37 games)
- 252 in 2008 (32 games)

MOST 3-POINT GOALS ATTEMPTED

- 760 in 2002 (37 games)
- 758 in 2006 (38 games)
- 692 in 2008 (32 games)

HIGHEST 3-POINT PERCENTAGE

- .441 (90-204) in 1989 (30 games)
- .383 (57-149) in 1987 (29 games)
- .374 (67-179) in 1990 (28 games)

MOST FREE THROWS MADE

- 635 in 1971 (29 games)
- 605 in 1957 (29 games)
- 598 in 1972 (29 games)

MOST FREE THROWS ATT.

- 860 in 1957 (29 games)
- 855 in 1871 (29 games)
- 817 in 1972 (29 games)

HIGHEST FREE THROW PCT.

- .743 (635-855) in 1971 (29 games)
- .738 (461-625) in 1963 (24 games)
- .732 (598-817) in 1972 (29 games)

LOWEST FREE THROW PCT.

(Since 1951)

- .604 (311-515) in 1995 (27 games)
- .606 (291-480) in 1992 (28 games)
- .609 (407-668) in 1984 (28 games)

MOST REBOUNDS

- 1,436 in 1957 (29 games)
- 1,334 in 1973 (29 games)
- 1,331 in 1972 (29 games)

HIGHEST REBOUNDING AVG.

- 49.5 in 1957 (29 games)
- 49.3 in 1960 (26 games)
- 48.0 in 1956 (23 games)

LOWEST REBOUNDING AVG.

- 31.4 in 1987 (29 games)
- 31.6 in 2007 (30 games)
- 32.0 in 2006 (38 games)

HIGHEST REBOUNDING MAR.

- 13.1 in 1970 (28 games)
- 9.0 in 1967 (23 games)
- 7.5 in 1968 (22 games)

LOWEST REBOUNDING MARGIN

- 10.5 in 1961 (26 games)
- 5.6 in 2008 (32 games)
- 3.7 in 1962 (27 games)

MOST ASSISTS

- 555 in 2006 (38 games)
- 540 in 1983 (31 games)
- 514 in 2002 (37 games)

HIGHEST ASSIST AVERAGE

- 17.4 in 1983 (31 games)
- 16.9 in 1988 (29 games)
- 16.8 in 1982 (29 games)

LOWEST ASSIST AVERAGE

- 7.6 in 1969 (28 games)
- 8.2 in 1970 (28 games)
- 8.8 in 1971 (29 games)

MOST STEALS

- 356 in 2002 (37 games)
- 300 in 2004 (34 games)
- 292 in 2006 (38 games)

HIGHEST STEAL AVERAGE

- 9.6 in 2002 (37 games)
- 8.9 in 1993 (27 games)
- 8.8 in 2004 (34 games)

LOWEST STEAL AVERAGE

- 4.6 in 2007 (30 games)
- 4.8 in 1983 (31 games)
- 5.1 in 1978 (28 games)
- 5.1 in 1977 (26 games)

MOST BLOCKED SHOTS

- 203 in 1973 (29 games)
- 189 in 2006 (38 games)
- 177 in 2004 (34 games)

HIGHEST BLOCKED SHOTS AVERAGE

- 7.0 in 1973 (29 games)
- 6.1 in 1972 (29 games)
- 5.4 in 1974 (27 games)

LOWEST BLOCKED SHOTS AVERAGE

- 1.3 in 1981 (27 games)
- 1.7 in 1987 (29 games)
- 1.8 in 1986 (28 games)

MOST TURNOVERS

- 526 in 1990 (28 games)
- 514 in 2002 (37 games)
- 487 in 1973 (29 games)
- 487 in 1992 (28 games)

HIGHEST TURNOVER AVERAGE

- 18.8 in 1990 (28 games)
- 17.4 in 1981 (27 games)
- 17.4 in 1992 (28 games)

FEWEST TURNOVERS

- 337 in 2008 (32 games)
- 337 in 2007 (30 games)
- 354 in 1977 (26 games)

LOWEST TURNOVER AVERAGE

- 10.5 in 2008 (32 games)
- 11.2 in 2007 (30 games)
- 11.8 in 2006 (38 games)

HIGHEST TURNOVER MARGIN

- 4.4 in 2008 (32 games)
- 4.4 in 2002 (37 games)
- 3.8 in 1990 (28 games)

LOWEST TURNOVER MARGIN

- 1.4 in 1988 (29 games)
- 1.0 in 1991 (33 games)
- 0.9 in 1998 (31 games)

GAMES WON

- 25 in 1970
- 24 in 1997
- 24 in 1972

GAMES LOST

- 21 in 1938
- 21 in 1999
- 20 in 1959

LONGEST WINNING STREAK

- 17 games in 1970, 1934
- 15 games in 1933
- 12 games in 1997, 1944, 1971

LONGEST WINNING STREAK

(More Than One Season)

- 32 games in 1933 (15) and 1934 (17)

LONGEST LOSING STREAK

- 14 games in 1938 (3-21); 1931 (1-17)
- 11 games in 1992 (11-17)
- 10 games in 1959 (4-20)

LONGEST LOSING STREAK

(More Than One Season)

- 15 games in 1931 (14) and 1932 (1)
- 14 games in 1938 (6) and 1939 (8)
- 14 games in 1938

LONGEST HOMECOURT WINNING STREAK

- 13 games in 1973 (13-0); 1998 (13-1)
- 11 games in 1971; 1974; 1975
- 10 games in 1934; 1843; 1972

LONGEST HOMECOURT WINNING STREAK

(More Than One Season)

- 34 games (1/12/72 to 2/16/74)
- 29 games (2/17/32 to 2/5/35)
- 22 games (12/30/96 to 2/28/98)

LONGEST HOMECOURT WINNING STREAK

(More Than One Season)

- 34 games (1/12/72 to 2/16/74)
- 22 games (12/30/96 to 2/28/98)
- 15 games (2/24/88 to 1/26/89)

LONGEST HOMECOURT LOSING STREAK

- 11 games (12/18/37 to 2/26/38)
- 9 games (1/15/31 to 2/21/31)
- 5 games (four occasions, last 2000)

LONGEST HOMECOURT LOSING STREAK

(More Than One Season)

- 15 games (12/18/37 to 1/16/39)
- 10 games (1/15/31 to 1/7/32)

LONGEST HOMECOURT LOSING STREAK

(More Than One Season)

- 5 games (1/5/00 to 2/2/00)
- 4 games (1/26/92 to 2/22/92)
- 4 games (1/19/94 to 2/23/94)
- 4 games (12/31/94 to 1/21/95)



OPPONENT TEAM SEASON RECORDS

MOST POINTS SCORED

- 2,379 in 2006 (38 games)
- 2,280 in 1996 (31 games)
- 2,279 in 2002 (37 games)

HIGHEST SCORING AVERAGE

- 86.8 in 1961 (26 games)
- 82.3 in 1993 (27 games)
- 79.9 in 1955 (27 games)

LOWEST SCORING AVERAGE

(Since 1951)

- 57.4 in 1970 (28 games)
- 60.9 in 1951 (25 games)
- 61.6 in 2002 (37 games)

MOST FIELD GOALS MADE

- 899 in 1961 (26 games)
- 880 in 1973 (29 games)
- 868 in 2006 (38 games)

MOST FIELD GOALS ATTEMPT

- 2,252 in 1957 (29 games)
- 2,189 in 1973 (29 games)
- 2,032 in 1972 (29 games)

HIGHEST FIELD GOAL PCT.

- .513 (683-1331) in 1963 (24 games)
- .490 (691-1410) in 1964 (24 games)
- .488 (826-1693) in 1981 (27 games)

LOWEST FIELD GOAL PCT.

(Since 1951)

- .382 (647-1695) in 1970 (28 games)
- .384 (867-2252) in 1957 (29 games)
- .396 (752-1907) in 2004 (34 games)

MOST 3-POINT GOALS MADE

- 265 in 2006 (38 games)
- 242 in 2000 (32 games)
- 230 in 1996 (31 games)
- 230 in 1998 (31 games)

MOST 3-POINT GOALS ATTEMPT

- 727 in 2006 (38 games)
- 689 in 2004 (34 games)
- 679 in 2005 (33 games)

HIGHEST 3-POINT PERCENTAGE

- .420 (113-269) in 1987 (29 games)
- .399 (203-509) in 1993 (27 games)
- .372 (210-565) in 1994 (28 games)

MOST FREE THROWS MADE

- 518 in 1957 (29 games)
- 506 in 1960 (26 games)
- 489 in 1961 (26 games)

MOST FREE THROWS ATT.

- 788 in 1957 (29 games)
- 731 in 1960 (26 games)
- 715 in 1961 (26 games)

HIGHEST FREE THROW PCT.

- .737 (392-532) in 1987 (29 games)
- .737 (375-509) in 1964 (24 games)
- .729 (376-516) in 2003 (28 games)

LOWEST FREE THROW PCT.

(Since 1951)

- .632 (354-560) in 1992 (28 games)
- .633 (236-373) in 2001 (30 games)
- .655 (312-476) in 1970 (28 games)

MOST REBOUNDS

- 1,404 in 1961 (26 games)
- 1,397 in 1957 (29 games)
- 1,294 in 1960 (26 games)

HIGHEST REBOUNDING AVG.

- 54.0 in 1961 (26 games)
- 49.7 in 1960 (26 games)
- 48.5 in 1959 (24 games)

LOWEST REBOUNDING AVG.

- 30.1 in 1987 (29 games)
- 30.9 in 1982 (29 games)
- 31.7 in 1988 (29 games)

MOST ASSISTS

- 495 in 2006 (38 games)
- 466 in 2008 (32 games)
- 461 in 1986 (28 games)

HIGHEST ASSIST AVERAGE

- 16.5 in 1986 (28 games)
- 16.3 in 1985 (28 games)
- 16.1 in 1993 (27 games)

LOWEST ASSIST AVERAGE

- 5.5 in 1970 (28 games)
- 6.0 in 1971 (29 games)
- 7.0 in 1969 (28 games)

MOST STEALS

- 254 in 1990 (28 games)
- 253 in 1991 (33 games)
- 246 in 2002 (37 games)

HIGHEST STEAL AVERAGE

- 9.1 in 1990 (28 games)
- 8.5 in 1993 (27 games)
- 8.4 in 1999 (29 games)

LOWEST STEAL AVERAGE

- 5.8 in 2008 (32 games)
- 5.9 in 1979 (27 games)
- 6.0 in 2007 (30 games)

MOST BLOCKED SHOTS

- 141 in 1998 (31 games)
- 128 in 2007 (30 games)
- 111 in 2008 (32 games)

HIGHEST BLOCKED SHOTS AVERAGE

- 4.5 in 1998 (31 games)
- 4.3 in 2007 (30 games)
- 3.8 in 1999 (29 games)

LOWEST BLOCKED SHOTS AVERAGE

- 2.1 in 1979 (27 games)
- 2.1 in 1989 (30 games)
- 2.1 in 2002 (37 games)

MOST TURNOVERS

- 678 in 2002 (37 games)
- 556 in 2004 (34 games)
- 529 in 2006 (38 games)

HIGHEST TURNOVER AVERAGE

- 18.3 in 2002 (37 games)
- 16.4 in 1988 (29 games)
- 16.3 in 2004 (34 games)
- 16.3 in 1981 (27 games)

FEWEST TURNOVERS

- 325 in 1980 (27 games)
- 334 in 1978 (28 games)
- 335 in 1977 (26 games)

LOWEST TURNOVER AVERAGE

- 11.8 in 2007 (30 games)
- 11.9 in 1978 (28 games)
- 12.0 in 1980 (27 games)

Carolina's 100-Point Games

The Gamecocks are 46-1 when scoring 100 points or more.

Score	Margin	Opponent	Season
121-71	+50	The Citadel	1955-56
118-83	+35	Furman	1970-71
116-78	+38	Manhattan	1971-72
116-69	+47	Georgia Southern	1980-81
113-77	+36	Maryland-Eastern Shore	1985-86
113-81	+32	Assumption	1974-75
113-85	+28	Clemson	1956-57
112-63	+49	Newberry	1954-55
112-61	+51	The Citadel	1995-96
111-107	+ 4	Tennessee	1992-93
110-72	+38	Florida International	1984-85
110-84	+26	Georgia Southern	1975-76
109-68	+41	St. Francis Xavier	1980-81
109-83	+26	Notre Dame	1971-72
109-97	+12	Furman	1955-56
108-55	+53	Furman	1967-68
107-75	+32	Baptist College	1977-78
107-90	+17	Biscayne	1979-80
106-61	+45	Rhode Island	1985-86
106-66	+40	Marshall	1979-80
106-69	+37	Georgia Southern	1980-81
106-79	+27	Clemson	1968-69
106-107	- 1	Miami (Fla.)	1959-60
106-68	+38	Louisiana State	1995-96
105-63	+42	Southern Mississippi	1988-89
105-67	+38	Georgia State	1985-86
105-77	+28	Brown	1981-82
104-54	+50	Erskine	1967-68
104-55	+49	DePauw	1973-74
104-86	+18	Houston	1973-74
103-42	+41	The Citadel	2007-08
103-67	+36	Mercer	1990-91
103-68	+35	Augusta	1988-89
103-88	+15	Davidson	1980-81
103-98	+ 5	Furman	1956-57
102-78	+24	Elon	1966-67
102-86	+16	Providence	1970-71
102-88	+14	Davidson	1978-79
101-63	+38	West Virginia Tech	1981-82
101-68	+33	Maryland	1969-70
101-78	+23	Virginia	1967-68
100-62	+38	Furman	1996-97
100-66	+34	Yale	1975-76
100-67	+33	Baptist College	1978-79
100-77	+23	Fordham	1971-72
100-90	+10	Old Dominion	1982-83
100-73	+27	Davidson	1995-96

Opponents' 100-Point Games

Carolina is 1-27 when allowing 100 or more points.

Score	Margin	Opponent	Season
81-126	-45	Kentucky	1979-80
85-116	-31	Marshall	1980-81
91-115	-24	Clemson	1980-81
88-115	-27	North Carolina	1957-58
90-112	-22	Georgia	1963-64
72-111	-39	Duke	1964-65
83-109	-26	Wake Forest	1960-61
68-109	-41	Virginia Tech	1984-85
67-108	-41	North Carolina	1992-93
82-108	-26	Kentucky	1992-93
111-107	+ 4	Tennessee	1992-93*
106-107	- 1	Miami (Fla.)	1959-60
94-107	-13	Duke	1960-61
79-107	-28	Duke	1960-61
69-107	-38	George Washington	1952-53
97-107	-10	Vanderbilt	1995-96
79-106	-27	North Carolina State	1960-61
78-106	-28	Vanderbilt	1963-64
75-106	-31	Virginia Tech	1960-61
68-105	-37	Furman	1952-53
94-104	-10	Wake Forest	1959-60
76-104	-28	Virginia Tech	1983-84
76-104	-28	Duke	1956-57
70-104	-34	North Carolina	1965-66
70-103	-33	Wake Forest	1953-54
59-100	-41	Memphis State	1985-86
90-100	-10	Fordham	1970-71
79-100	-21	Furman	1954-55



MOST POINTS SCORED

1. 56, John Roche vs. Furman (2/4/71), at Columbia
2. 54, Grady Wallace vs. Georgia (12/21/56), at Athens, Ga.
3. 45, Grady Wallace vs. N.C. State (2/9/57), at Raleigh, N.C.
4. 44, Grady Wallace vs. Virginia (12/15/57), at Columbia
- 44, Grady Wallace vs. Clemson (3/2/57), at Columbia
- 44, Cedrick Hordges vs. Biscayne (12/1/79), at Columbia

MOST FIELD GOALS MADE

1. 21, John Roche vs. Furman (2/4/71), at Columbia
 2. 20, Grady Wallace vs. Georgia (12/21/56), at Athens, Ga.
 3. 19, Tom Riker vs. Fordham (1/27/72), at New York, N.Y.
 - 19, Zam Fredrick vs. Hofstra (12/1/79), at Columbia
 5. 18, Grady Wallace vs. The Citadel (2/4/56), at Charleston, S.C.
 - 18, Tom Riker vs. Fordham (3/20/71), at Raleigh, N.C.
 - 18, Cedrick Hordges vs. Biscayne (12/1/79), at Columbia
- [CONSECUTIVE: 13, Cedrick Hordges vs. Biscayne]

MOST FIELD GOALS ATTEMPTED

1. 44, Grady Wallace vs. N.C. State (2/9/57), at Raleigh, N.C.
2. 34, John Roche vs. Furman (2/4/71), at Columbia
3. 32, Scotti Ward vs. Maryland (1/5/63), at College Park, Md.
- 32, Kevin Joyce vs. Indiana (12/22/72), at Columbia
5. 31, Zam Fredrick vs. Hofstra (1/28/81), at Columbia

HIGHEST FIELD GOAL PERCENTAGE

1. 11-11, Kenny Holmes vs. Manhattan (1/15/81), at Columbia
- 11-11, Troy McKoy vs. Georgia (3/3/93), at Athens, Ga.
3. 8-8, BJ McKie vs. Furman (12/6/95), at Columbia
4. 7-7, Jeff Roulston vs. Southern Univ. (12/28/91), at Columbia
- 7-7, Rick Aydtlett vs. U.N.L.V. (2/16/72), at Las Vegas, Nev.
- 7-7, LeRon Williams vs. Wofford (11/23/98), at Columbia

MOST 3-POINT FIELD GOALS MADE

1. 8, Larry Davis vs. Georgia (3/2/96), at Athens, Ga.
2. 7, Jamel Bradley vs. LSU (1/31/01), at Baton Rouge, La.
- 7, Larry Davis vs. Davidson (3/13/96), at Columbia
- 7, Jo Jo English vs. Temple (12/8/90), at Columbia
- 7, Brent Price vs. Florida State (1/25/88), at Tallahassee, Fla.

MOST 3-POINT GOALS ATTEMPTED

1. 13, Josh Gonner vs. Florida (1/8/04), at Columbia
- 13, BJ McKie vs. Ole Miss (3/4/99), at Atlanta, Ga.
- 13, BJ McKie vs. Char. Southern (12/28/96), at Columbia
- 13, Larry Davis vs. Georgia Southern (2/14/96), at Columbia
5. 12, seven times by four different players

MOST FREE THROWS MADE

1. 21, Grady Wallace vs. Duke (2/23/57), at Durham, N.C.
 - 20, BJ McKie vs. Ole Miss (3/7/98), at Atlanta, Ga.
 - 20, Mike Callahan vs. Tenn. (12/17/59), at Knoxville, Tenn.
 4. 17, Mike Boynton, Jr. vs. Arkansas (3/11/04), at Atlanta, Ga.
 - 17, Larry Davis vs. Cincinnati (2/15/97), at Cincinnati
 - 17, John Roche vs. Duke (2/8/69), at Durham, N.C.
 - 17, John Roche vs. N.C. State (2/17/71), at Columbia
 - 17, John Roche vs. N.C. State (2/27/71), at Raleigh, N.C.
 - 17, Zam Fredrick vs. Furman (2/11/81), at Columbia
- [CONSECUTIVE: 16, John Roche vs. Notre Dame (12/5/70), at Notre Dame, Ind.; 16, John Roche vs. Davidson (2/11/70), at Columbia]

MOST FREE THROWS ATTEMPTED

1. 23, Mike Callahan vs. Tenn. (12/17/59), at Knoxville, Tenn.
- 23, Grady Wallace vs. Duke (2/23/57), at Durham, N.C.
3. 22, BJ McKie vs. Ole Miss (3/7/98), at Atlanta, Ga.
- 22, John Roche vs. N.C. State (2/17/71), at Columbia
4. 21, John Roche vs. Duke (2/8/69), at Durham, N.C.
5. 20, Larry Davis vs. Cincinnati (2/15/97), at Cincinnati
- 20, Joe Smith vs. Georgia Tech (12/5/53), at Columbia
- 20, Art Whisnant vs. Michigan (12/20/61), at Ann Arbor, Mich.
- 20, Art Whisnant vs. Virginia (1/8/62), at Charlottesville, Va.
- 20, John Roche vs. N.C. State (2/27/71), at Raleigh, N.C.



Larry Davis set a school record when he made eight three-pointers, but South Carolina lost the game 88-73 at Georgia on March 2, 1996. Davis went on to score 1,068 points during his Gamecock career which also included an SEC title in 1997.

HIGHEST FREE THROW PERCENTAGE

1. 16-16, John Roche vs. Notre Dame (12/5/70), at Notre Dame
- 16-16, John Roche vs. Davidson (2/11/70), at Columbia
3. 15-15, John Roche vs. Wake Forest (2/3/69), at Columbia
- 15-15, John Roche vs. Duke (2/14/70), at Columbia
5. 14-14, Ronnie Collins vs. UNC (2/15/63), at Charlotte, N.C.

MOST REBOUNDS

1. 35, Gary Gregor vs. Elon (12/19/66), at Charlotte, N.C.
2. 33, Lee Collins vs. The Citadel (2/4/56), at Charleston, S.C.
3. 28, Tom Owens vs. Erskine (12/8/69), at Columbia
- 28, Fred Lentz vs. Clemson (3/2/57), at Clemson, S.C.
5. 27, Lee Collins vs. Furman (2/25/56), at Greenville, S.C.

MOST ASSISTS

1. 17, Jack Gilloon vs. Ga. Southern (2/28/76), at Columbia
2. 16, Jack Gilloon vs. Villanova (2/4/76), at Columbia
3. 14, Terry Gould vs. The Citadel (12/10/86), at Columbia
4. 13, Jack Thompson vs. Virginia (1/11/67), at Charlottesville, Va.
- 13, John Roche vs. Maryland (12/15/69), at College Park, Md.
- 13, Gerald Peacock vs. DePaul (3/2/83), at Columbia
- 13, Gerald Peacock vs. Old Dominion (3/16/83), at Columbia

MOST STEALS

1. 9, Bojan Popovic vs. So. Mississippi (2/17/90), at Columbia
2. 7, Devan Downey vs. Alabama (2/16/08), at Columbia
- 7, Devan Downey vs. Radford (1/2/08), at Columbia
- 7, Chuck Eidson vs. Florida (2/5/02), at Columbia
- 7, Aaron Lucas vs. Vanderbilt (1/19/02), at Columbia
- 7, Chuck Eidson vs. Clemson (12/16/99), at Clemson, S.C.
- 7, Barry Manning vs. Furman (12/12/90), at Columbia

MOST BLOCKED SHOTS

1. 9, Jeff Roulston vs. Tennessee (12/18/89), at Columbia
- 9, Danny Traylor vs. Niagara (1/19/72), at Columbia
- 9, Danny Traylor vs. Fordham (1/27/72), at New York, N.Y.
4. 8, Brandon Wallace vs. C of C (12/5/06), at Columbia
- 8, Danny Traylor vs. Marshall (1/31/73), at Columbia
- 8, Danny Traylor vs. Niagara (2/12/73), at Niagara, N.Y.
- 8, Danny Traylor vs. Lafayette (1/3/73), at Columbia

OPPONENT INDV. GAME RECORDS

CAROLINA BASKETBALL



LSU's Shaquille O'Neal, shown here dunking in a game, tied Illinois' Derek Holcomb's blocked shots record (12/8/78) with 11 against the Gamecocks on Feb. 2, 1992.

MOST POINTS SCORED

1. 48, Frank Selvy (Furman), 1/8/54, at Greenville, S.C.
2. 46, Bill Yarborough (Clemson), 1/18/55, at Clemson, S.C.
3. 43, Austin Carr (Notre Dame), 12/30/69, at New Orleans, La.
4. 42, Len Chappell (Wake Forest), 2/24/62, at Winston-Salem, N.C.
5. 40, Dick Groat (Duke), 2/23/52, at Durham, N.C.

MOST FIELD GOALS MADE

1. 21, Frank Selvy (Furman), 1/8/54, at Greenville, S.C.
2. 19, Austin Carr (Notre Dame), 12/30/69, at New Orleans, La.
3. 17, Bill O'Connor (Canisius), 12/27/62, at Buffalo, N.Y.
- 17, Bill Yarborough (Clemson), 1/18/55, at Clemson, S.C.
- 17, Kevin Tucker (Stetson), 2/23/79, at DeLand, Fla.

MOST FIELD GOALS ATTEMPTED

1. 34, Nick Weatherspoon (Illinois), 1/27/73, at Chicago, Ill.
2. 32, Ken Charles (Fordham), 1/27/72, at New York, N.Y.
3. 31, Bimbo Coles (Virginia Tech), 2/22/90, at Columbia
- 30, Art Heyman (Duke), 3/3/61, at Raleigh, N.C.
- 30, Art Heyman (Duke), 12/13/61, at Columbia
- 30, Tom Inglesby (Villanova), 2/17/73, at Columbia
- 30, Larry Kenon (N. Carolina), 3/15/72, at Morgantown, W.Va.
- 30, John Gerdy (Davidson), 2/17/79, at Columbia

HIGHEST FIELD GOAL PERCENTAGE

1. 8-8, G.G. Smith (Georgia), 3/8/97, at Memphis, Tenn.
- 8-8, Gary Williams (Maryland), 12/10/66, at College Park, Md.
- 8-8, George McCloud (Florida State), 2/14/87, at Columbia
4. 7-7, Dale Davis (Clemson), 2/4/89, at Clemson, S.C.
- 7-7, Brandon Crump (Tennessee), 3/6/04, Knoxville

MOST THREE-POINT GOALS MADE

1. 8, Mykal Riley (Alabama), 2/16/08, at Columbia
- 8, Ronnie McMahan (Vanderbilt), 2/12/94, at Columbia
- 8, D.A. Layne (Georgia), 2/6/99, at Athens, Ga.
4. 7, Lee Humphrey (Florida), 1/13/07, at Columbia
- 7, Darrell Owens (Georgetown), 3/24/05, at Columbia
- 7, Chris Lofton (Tennessee), 2/23/05, at Knoxville, Tenn.
- 7, Demon Brown (Charlotte), 12/2/00, at Charlotte, N.C.
- 7, Pat Bradley (Arkansas), 2/18/98, at Fayetteville, Ark.
- 7, Frank Seckar (Vanderbilt), 2/17/96, at Nashville, Tenn.
- 7, Pat Bradley (Arkansas), 3/8/96, at Atlanta, Ga.
- 7, Litterial Green (Georgia), 1/18/92, at Columbia
- 7, KeKe Hicks (Coastal Carolina), 12/11/93, at Columbia
- 7, Frank Seckar (Vanderbilt), 1/8/94, at Nashville, Tenn.

MOST 3-POINT GOALS ATTEMPTED

1. 15, Brian Williams (Alabama), 3/7/97, at Memphis, Tenn.
- 15, Frank Seckar (Vanderbilt), 3/18/96, at Columbia
- 15, Jamal Mashburn (Kentucky), 1/4/92, at Columbia
- 15, Michael Christian (Tulane), 2/1/90, at New Orleans, La.
- 15, Bernard Toatley (S.C. State), 12/20/93, at Columbia

MOST FREE THROWS MADE

1. 16, Rick Roberson (Cincinnati), 12/22/67, at Lexington, Ky.
2. 15, Dennis Wuycik (North Carolina), 2/20/71, at Columbia
3. 14, Bimbo Coles (Virginia Tech), 2/9/88, at Columbia
4. 13, Bob Lewis (North Carolina), 2/19/66, at Charlotte, N.C.
5. 12, Chris Daniels (Georgia), 1/10/04, at Athens, Ga.
- 12, Horace Grant (Clemson), 2/7/87, at Clemson, S.C.

MOST FREE THROWS ATTEMPTED

1. 21, Rick Roberson (Cincinnati), 12/22/67, at Lexington, Ky.
2. 19, Art Heyman (Duke), 1/31/61, at Columbia
3. 18, Dave Budd (Wake Forest), 2/7/57, at Columbia
- 18, Anthony Laquintano (Virginia), 1/8/62, at Charlottesville, Va.
- 18, Mike Katos (Virginia), 12/11/67, at Charlottesville, Va.
- 18, Bimbo Coles (Virginia Tech), 2/9/88, at Columbia

HIGHEST FREE THROW PERCENTAGE

1. 13-13, Bob Lewis (N. Carolina), 2/19/66, at Charlotte, N.C.
2. 12-12, John Cuttingham (Furman), 2/18/76, at Columbia
- 12-12, Bruce Grimm (Furman), 2/21/77, at Greenville, S.C.
- 12-12, Fred Gilliam (Clemson), 12/6/80, at Columbia
5. 11-11, Justin Reed (Ole Miss), 1/31/04, at Oxford, Miss.
- 11-11, Petey Sessoms (Old Dominion), 11/28/94, at Norfolk, Va.
- 11-11, Charles Davis (Wake Forest), 3/6/70, at Charlotte, N.C.
- 11-11, Adrian Dantley (Notre Dame), 2/16/74, at Columbia

MOST REBOUNDS

1. 27, M.C. Thompson (DePaul), 12/16/61, at Chicago, Ill.
2. 25, Billy Cunningham (UNC), 2/15/64, at Charlotte, N.C.
3. 24, Len Chappell (Wake Forest), 2/2/62, at Columbia
4. 20, Larry Kenon (Memphis), 3/15/73, at Houston, Texas
5. 18, Brandon Vincent (Miss. State), 2/11/04, at Columbia
- 18, Regan Truesdale (The Citadel), 12/3/84, at Columbia

MOST ASSISTS

1. 16, Bob Shrewsbury (Pittsburgh), 2/14/76, at Pittsburgh, Pa.
2. 15, Penny Greene (South Florida), 1/17/76, at Tampa, Fla.
- 15, Andre Turner (Memphis), 3/7/86, at Louisville, Ky.
4. 14, Chuck Evans (Mississippi St.), 2/13/93, at Starkville, Miss.
- 14, LaMarcus Golden (Tennessee), 1/19/94, at Columbia

MOST STEALS

1. 9, Marty Collins (Temple), 11/24/04, at Columbia
- 9, Haywoode Workman (Oral Roberts), 1/28/89, at Tulsa
2. 8, Stanley Frankoski (Fordham), 2/12/76, at New York, N.Y.
- 8, James Johnson (M. Tenn. St.), 11/29/85, at Memphis, Tenn.
4. 7, Billy Humphrey (Georgia), 2/10/07, at Columbia
- 7, Pax Whitelead (Vanderbilt), 1/29/97, at Nashville, Tenn.
- 7, Kim Lewis (Tulane), 1/31/91, at Columbia
- 7, Earl Tatum (Marquette), 1/3/76, at Marquette, Wis.
- 7, Dell Curry (Virginia Tech), 1/11/86, at Blacksburg, Va.
- 7, G.J. Hunter (Tulane), 2/1/90, at New Orleans, La.

MOST BLOCKED SHOTS

1. 11, Shaquille O'Neal (LSU), 2/19/92, at Columbia
- 11, Derek Holcomb (Illinois), 12/8/78, at Champaign, Ill.
3. 7, Roy Rogers (Alabama), 3/20/96, at Columbia
- 7, Wallace Bryant (San Francisco), 1/9/82, at Columbia
- 7, Rolan Roberts (Virginia Tech), 12/5/97, at Charlotte, N.C.



CAROLINA

MOST POINTS SCORED

- 121 vs. The Citadel (2/4/56), at Charleston, S.C.
- 118 vs. Furman (2/4/71), at Columbia
- 116 vs. Manhattan (1/12/72), at Columbia
- 116 vs. Georgia Southern (2/23/81), at Columbia
- 113 vs. Maryland-Eastern Shore (11/27/85), at Columbia
- 113 vs. Assumption (12/26/74), at Philadelphia, Pa.
- 113 vs. Clemson (3/2/57), at Clemson, S.C.

HIGHEST VICTORY MARGIN

- 75 (84-9) vs. Presbyterian (1/4/34), at Columbia
- 66 (80-14) vs. Florence Stars (1/2/48), at Columbia
- 61 (103-42) vs. The Citadel (11/12/07), at Columbia
- 61 (68-7) vs. 402nd Signal Battalion (1/19/18), at Columbia
- 55 (71-16) vs. 317th Field Artillery (1/25/18), at Columbia

MOST FIELD GOALS MADE

- 52 vs. The Citadel (2/4/56), at Charleston, S.C.
- 48 vs. Furman (2/2/57), at Greenville, S.C.
- 48 vs. Notre Dame (2/28/72), at Columbia
- 46 vs. Erskine (12/2/67), at Columbia
- 46 vs. Manhattan (1/12/72), at Columbia

MOST FIELD GOALS ATTEMPTED

- 102 vs. The Citadel (2/4/56), at Charleston, S.C.
- 95 vs. Clemson (2/7/70), at Columbia
- 92 vs. Erskine (12/2/67), at Columbia
- 92 vs. Virginia (12/11/67), at Charlottesville, Va.
- 90 vs. Wake Forest (1/27/56), at Columbia
- 90 vs. Furman (2/25/56), at Greenville, S.C.
- 90 vs. Miami (1/2/60), at Miami, Fla.
- 90 vs. Furman (1/27/60), at Columbia

HIGHEST FIELD GOAL PERCENTAGE

- .750 (36-48) vs. Western Carolina (12/19/81), at Columbia
- .695 (41-59) vs. Lander (11/26/88), at Columbia
- .694 (34-49) vs. Davidson (3/13/96), at Columbia
- .679 (35-53) vs. Maryland (1/30/67), at Columbia
- .674 (31-46) vs. San Jose State (12/17/77), at Santa Clara, Calif.
- .674 (31-46) vs. Notre Dame (1/20/79), at South Bend, Ind.

MOST THREE-POINT GOALS MADE

- 16 vs. Campbell (11/28/07), at Columbia
- 15 vs. Cincinnati (2/15/97), at Cincinnati, Ohio
- 14 vs. Wofford (12/17/05), at Columbia
- 14 vs. Alabama (2/4/04), at Columbia
- 14 vs. Georgia (3/2/96), at Athens, Ga.
- 14 vs. Clemson (2/9/94), at Clemson, S.C.

MOST THREE-POINT GOALS ATTEMPTED

- 36 vs. Mississippi State (2/23/08), at Columbia
- 35 vs. Louisiana State (2/23/00), at Columbia
- 32 at Vanderbilt (1/9/08), at Columbia
- 32 vs. Kentucky (2/5/00), at Lexington, Ky.
- 32 vs. Kentucky (2/2/02), at Lexington, Ky.
- 31 vs. Auburn (1/31/07), at Columbia
- 31 vs. Charleston Southern (12/28/96), at Columbia
- 31 vs. Clemson (12/8/94), at Columbia
- 31 vs. Georgia (1/22/00), at Athens, Ga.
- 31 vs. Alabama (2/19/00), at Columbia

HIGHEST THREE-POINT PCT. (Min. 10 att.)

- .818 (9-11) vs. The Citadel (2/22/89), at Columbia
- .700 (7-10) vs. Davidson (2/13/96), at Columbia
- .700 (7-10) vs. Virginia Tech (2/27/89), at Blacksburg, Va.
- .667 (10-15) vs. Temple (12/8/90), at Columbia
- .647 (11-17) vs. Tennessee (1/17/04), at Columbia

MOST FREE THROWS MADE

- 44 vs. Wake Forest (2/24/71), at Columbia
- 42 vs. Tennessee (12/17/59), at Knoxville, Tenn.
- 41 vs. Furman (2/14/56), at Columbia
- 39 vs. Arkansas (3/11/04), at Atlanta, Ga.
- 39 vs. Ole Miss (3/7/98), at Atlanta, Ga.
- 39 vs. Wake Forest (2/25/61), at Winston-Salem, N.C.



The 1955-56 team holds the record for most shot attempts in a game.

MOST FREE THROWS ATTEMPTED

- 57 vs. Tennessee (12/17/59), at Knoxville, Tenn.
- 57 vs. Wake Forest (3/6/71), at Winston-Salem, N.C.
- 53 vs. Georgia (1/18/97), at Columbia
- 51 vs. Furman (2/14/56), at Columbia
- 51 vs. Wake Forest (2/25/61), at Winston-Salem, N.C.
- 51 vs. Clemson (1/27/83), at Columbia

HIGHEST FREE THROW PERCENTAGE

- 1.000 (11-11) vs. Vanderbilt (1/28/04), at Nashville
- .950 (19-20) vs. Vanderbilt (1/29/97), at Nashville, Tenn.
- .947 (18-19) vs. G. Washington (11/30/87), at Washington, D.C.
- .947 (18-19) vs. N.C. State (3/4/66), at Raleigh, N.C.
- .944 (17-18), vs. Ball State (3/21/02), at Columbia

MOST REBOUNDS

- 83 vs. Erskine (12/3/59), at Columbia
- 78 vs. Clemson (2/7/70), at Columbia
- 71 vs. Georgia (12/28/55), at Jacksonville, Fla.
- 71 vs. The Citadel (2/4/56), at Charleston, S.C.
- 71 vs. Marshall (1/17/80), at Columbia

REBOUNDING MARGIN

- +41 vs. Elon (12/19/66), at Charlotte, N.C.
- +40 vs. Erskine (2/21/67), at Due West, S.C.
- +40 vs. Erskine (12/8/69), at Columbia
- +36 vs. The Citadel (2/4/56), at Charleston, S.C.
- +32 vs. Erskine (12/1/60), at Columbia
- +32 vs. Furman (12/20/67), at Columbia

MOST ASSISTS

- 33 vs. Georgia Southern (2/28/76), at Columbia
- 29 vs. West Virginia Tech (1/25/82), at Columbia
- 29 vs. Florida State (2/2/85), at Columbia
- 28 vs. Georgia State (1/16/82), at Columbia
- 28 vs. Rhode Island (12/22/85), at Columbia
- 28 vs. Southern-Baton Rouge (12/28/91), at Columbia

MOST STEALS

- 20 vs. Navy (11/21/03), at Columbia
- 20 vs. Mercer (12/30/01), at Columbia
- 20 vs. Lenoir-Rhyne (12/2/61), at Hickory, N.C.
- 19 vs. Western Carolina (11/21/04), at Columbia
- 19 vs. Tennessee (1/21/98), at Columbia
- 19 vs. Louisville (2/24/88), at Columbia
- 18 vs. East Tennessee State (11/24/02), at Columbia
- 17 vs. Ball State (3/21/02), at Columbia
- 17 vs. Radford (12/30/95), at Columbia
- 17 vs. North Carolina (11/30/90), at Charlotte, N.C.
- 17 vs. Georgia Tech (2/23/76), at Atlanta, Ga.
- 17 vs. Winthrop (12/5/91), at Columbia

MOST BLOCKED SHOTS

- 15 vs. Alaska-Anchorage (11/24/05), at Anchorage, Alaska
- 14 vs. South Carolina State (12/30/99), at Columbia
- 13 vs. Tennessee (1/8/97), at Columbia
- 13 vs. George Washington (3/15/91), at Columbia
- 13 vs. Lafayette (1/3/73), at Columbia
- 12 vs. Campbell (11/29/03), at Columbia
- 12 vs. Niagara (1/19/72), at Niagara, N.Y.
- 12 vs. Fordham (1/27/72), at New York City, N.Y.
- 12 vs. Louisiana State (1/30/93), at Baton Rouge, La.

MOST TURNOVERS

- 35 vs. Oklahoma (12/10/92), at Norman, Okla.
- 34 vs. Biscayne (12/10/80), at Columbia
- 32 vs. Virginia (1/11/67), at Charlottesville, Va.
- 31 vs. Ohio State (12/21/89), at Columbus, Ohio
- 30 vs. East Tennessee State (1/3/81), at Johnson City, Tenn.

OPPONENT GAME RECORDS

CAROLINA BASKETBALL



OPPONENTS

MOST POINTS SCORED

- 126 by Kentucky (12/10/79), at Lexington, Ky.
- 116 by Marshall (12/10/80), at Huntington, W.Va.
- 115 by Clemson (2/8/81), at Clemson, S.C.
115 by North Carolina (2/1/58), at Columbia
- 112 by Georgia (1/27/64), at Athens, Ga.

HIGHEST VICTORY MARGIN

- 59 (11-70) by Furman (2/22/30), at Greenville, S.C.
- 54 (19-73) by Newberry (2/19/17), at Newberry, S.C.
- 53 (11-64) by Wake Forest (1/20/15), at Columbia
- 47 (5-52) by Washington & Lee (1/16/14), at Lexington, Va.
47 (37-84) by Syracuse (1/24/99), at Syracuse, N.Y.

MOST FIELD GOALS MADE

- 53 by Marshall (12/1/80), at Huntington, W.Va.
- 49 by Kentucky (12/10/79), at Lexington, Ky.
- 47 by Virginia Tech (1/12/85), at Blacksburg, Va.
47 by Wake Forest (2/25/61), at Winston-Salem, N.C.
- 45 by Duke (1/31/61), at Columbia

MOST FIELD GOALS ATTEMPTED

- 110 by N.C. State (2/11/56), at Raleigh, N.C.
- 105 by Centenary (12/29/60), at Shreveport, La.
- 101 by Virginia Tech (12/22/60), at Blacksburg, Va.
- 97 by North Carolina (2/1/58), at Columbia
97 by Georgia Tech (12/20/58), at Atlanta, Ga.

HIGHEST FIELD GOAL PERCENTAGE

- .729 (35-48) by UCLA (11/21/01), at Lahaina, Hawaii
- .711 (27-38) by Davidson (1/24/85), at Columbia
- .654 (17-26) by Virginia (1/11/71), at Charlottesville, Va.
- .647 (33-51) by Stetson (1/25/78), at Columbia
.647 (33-51) by Clemson (2/12/83), at Clemson, S.C.
.647 (33-51) by Vanderbilt (2/12/94), at Columbia

MOST THREE-POINT GOALS MADE

- 17 by Charlotte (12/2/00), at Charlotte, N.C.
17 by Kentucky (1/7/95), at Columbia
17 by Florida (2/24/99), at Gainesville, Fla.
- 16 by Vanderbilt (2/2/8/07), at Columbia
16 by Alabama (2/4/04), at Columbia
16 by Vanderbilt (1/8/94), at Nashville, Tenn.

MOST THREE-POINT GOALS ATTEMPTED

- 40 by Louisiana State (2/10/96), at Columbia
- 37 by Kentucky (1/7/95), at Columbia
- 35 by Vanderbilt (1/26/05), at Columbia
35 by Florida (2/24/99), at Gainesville, Fla.
- 34 by Charlotte (12/2/00), at Charlotte, N.C.
34 by Vanderbilt (2/4/95), at Nashville, Tenn.
34 by Kentucky (1/23/93), at Columbia
34 by Chattanooga (12/6/97), at Charlotte, N.C.

HIGHEST THREE-POINT PERCENTAGE

- .778 (7-9) by Tulane (2/14/91), at New Orleans, La.
- .750 (6-8) by Memphis State (2/24/90), at Memphis, Tenn.
- .750 (3-4) by East Carolina (12/1/86), at Columbia
.750 (3-4) by Florida (1/8/92), at Gainesville, Fla.
- .714 (5-7) by Cincinnati (1/26/87), at Columbia

MOST FREE THROWS MADE

- 36 by North Carolina (2/20/71), at Columbia
- 33 by Clemson (1/18/56), at Columbia
33 by Iowa (1/22/72), at Iowa City, Iowa
- 32 by Georgia (12/13/58), at Columbia
- 31 by Furman (2/14/56), at Columbia
31 by Wake Forest (2/4/66), at Winston-Salem, N.C.
31 by N.C. State (2/17/71), at Columbia
31 by Pennsylvania (3/18/71), at Raleigh, N.C.

MOST FREE THROWS ATTEMPTED

- 48 by Wake Forest (2/4/66), at Winston-Salem, N.C.
- 44 by Tennessee (12/17/59), at Knoxville, Tenn.
- 43 by Rhode Island (1/10/81), at Providence, R.I.
- 41 by Iowa (1/22/72), at Chicago, Ill.
41 by Georgia (3/7/92), at Athens, Ga.

HIGHEST FREE THROW PERCENTAGE

- 1.000 (22-22) by Fordham (3/20/71), at Raleigh, N.C.
- 1.000 (17-17) by Florida (1/15/97), at Gainesville, Fla.
- 1.000 (16-16) by Virginia (1/8/65), at Columbia
- 1.000 (14-14) by LSU (2/27/08), at Columbia
1.000 (14-14) by Duke (12/13/61), at Columbia
- 1.000 (11-11) by Tennessee (2/20/99), at Columbia

MOST REBOUNDS

- 92 by N.C. State (2/11/56), at Raleigh, N.C.
- 70 by Clemson (2/21/61), at Clemson, S.C.
- 67 by Centenary (12/29/60), at Shreveport, La.
- 64 by Southwest Louisiana (3/17/73), at Houston, Tex.
- 56 by Alabama (12/1/76), at Tuscaloosa, Ala.

REBOUNDING MARGIN

- +49 by N.C. State (2/11/56), at Raleigh, N.C.
- +43 by DePaul (12/16/61), at Chicago, Ill.
- +31 by Virginia Tech (12/22/60), at Blacksburg, Va.
- +30 by Duke (3/3/61), at Raleigh, N.C.
- +27 by Maryland (1/3/56), at College Park, Md.
+27 by Clemson (2/21/61), at Clemson, S.C.

MOST ASSISTS

- 38 by Marshall (2/1/80), at Huntington, W.Va.
- 31 by Purdue (12/8/84), at West Lafayette, Ind.
31 by Memphis State (3/6/86), at Louisville, Ky.
- 29 by Kentucky (12/10/79), at Lexington, Ky.
- 27 by Tennessee (3/14/08)
27 by North Carolina (12/2/94), at Charlotte, N.C.
27 by Memphis State (2/18/85), at Memphis, Tenn.
27 by Memphis State (2/24/90), at Memphis, Tenn.
27 by Kentucky (1/23/93), at Columbia

MOST STEALS

- 22 by Oklahoma (12/10/92), at Norman, Okla.
- 19 by Virginia Tech (1/12/85), at Blacksburg, Va.
19 by Southern Mississippi (1/25/86), at Hattiesburg, Miss.
- 17 by Indiana (11/8/98), at Indianapolis, Ind.
17 by Tulane (2/14/91), at New Orleans, La.
17 by North Carolina (11/30/90), at Charlotte, N.C.
17 by Boston University (2/21/81), at Boston, Mass.
17 by DePaul (1/13/82), at Chicago, Ill.

MOST BLOCKED SHOTS

- 14 by Maryland (11/14/97), at Minneapolis, Minn.
- 13 by Syracuse (1/24/99), at Syracuse, N.Y.
- 11 by Illinois (12/8/78), at Champaign, Ill.
11 by Louisiana State (2/19/92), at Columbia
- 10 by San Francisco (1/9/82), at Columbia
10 by Maryland (12/28/87), at College Park, Md.
10 by Southern Mississippi (2/5/90), at Hattiesburg, Miss.

MOST TURNOVERS

- 30 by Navy (11/21/04), at Columbia
- 29 by East Tennessee State (11/24/02), at Columbia
29 by Mercer (12/30/01), at Columbia
29 by Clemson (1/2/71), at Columbia
- 28 by North Carolina (11/30/90), at Charlotte, N.C.
28 by DePaul (12/12/73), at Columbia
28 by Tennessee (1/21/98), at Columbia



SCORING LEADERS

Table with columns: Season, Player, Games, FGM-FGA, FTM-FTA, Pts., Avg. Lists scoring leaders from 1908-09 to 2002-03.

Table with columns: Season, Player, Games, Pts., Avg. Lists scoring leaders from 2003-04 to 2007-08.

REBOUNDING LEADERS

(No rebounding records kept prior to 1951)

Table with columns: Season, Players, Games, Rebs., Avg. Lists rebounding leaders from 1950-51 to 2007-08.

FIELD GOAL PERCENTAGE LEADERS

Table with columns: Season, Players, Games, PGM-FGA, Pct. Lists field goal percentage leaders from 1908-09 to 1927-28.

YEARLY STATISTICAL LEADERS

CAROLINA BASKETBALL



1928-29	Lou White	21	99-
1929-30	Dave Rembert	16	48-
1930-31	John DuPre	18	34-
1931-32	Grayson Wolf	15	45-
1932-33	Freddie Tompkins	19	99-
1933-34	Freddie Tompkins	19	111-
1934-35	Dana Henderson	24	122-
1935-36	Bernard James	19	44-
1936-37	Tom Hutto	20	69-
1937-38	Tom Hutto	22	88-
1938-39	Junie Hymson	24	50-
1939-40	Preston Westmoreland	18	75-
1940-41	Preston Westmoreland	24	153-
1941-42	Preston Westmoreland	21	114-
1942-43	Henry Martin	19	83-
1943-44	T.S. Ary	15	92-
1944-45	Charley Sokol	23	126-
1945-46	Steve Trehwella	20	61-
1946-47	Henry Martin	25	120-
1947-48	Henry Martin	23	107-
1948-49	Jim Slaughter	22	154-
1949-50	Jim Slaughter	21	167-
1950-51	Jim Slaughter	25	147-389
1951-52	Johnny Peterson	23	130-308
1952-53	Art Smejkal	19	69-165
1953-54	Joe Smith	26	147-365
1954-55	Benny Fannin	25	100-237
1955-56	Grady Wallace	23	217-484
1956-57	Fred Lentz	29	96-214
1957-58	Mike Callahan	24	91-208
1958-59	Mike Callahan	24	100-261
1959-60	Bobby Robinson	26	67-145
1960-61	Bud Cronin	26	89-181
1961-62	Bud Cronin	27	136-259
1962-63	Jimmy Collins	24	85-187
1963-64	Ronnie Collins	24	211-422
1964-65	Jim Fox	23	157-326
1965-66	Al Salvadori	24	145-321
1966-67	Skip Hariicka	23	150-308
1967-68	Gary Gregor	22	169-316
1968-69	Tom Owens	28	177-337
1969-70	Tom Riker	28	143-277
1970-71	Rick Aydtlett	28	81-154
1971-72	Danny Traylor	29	174-292
1972-73	Danny Traylor	29	166-318
1973-74	Alex English	27	209-395
1974-75	Alex English	28	199-359
1975-76	Alex English	27	258-468
1976-77	Golie Augustus	23	57-106
1977-78	Golie Augustus	28	110-186
1978-79	Cedrick Hordges	27	211-408
1979-80	Cedrick Hordges	27	223-393
1980-81	Kevin Darmody	26	109-184
1981-82	Jimmy Foster	20	126-213
1982-83	Jimmy Foster	31	203-332
1983-84	Jimmy Foster	28	200-336
1984-85	Linwood Moye	28	172-354
1985-86	Keith James	28	125-242
1986-87	Darryl Martin	29	151-271
1987-88	Tony Shaw	29	104-189
1988-89	Joe Rhett	30	89-158
1989-90	Eric Sykes	25	96-180
1990-91	Joe Rhett	33	171-318
1991-92	Jeff Roulston	28	94-161
1992-93	Edmond Wilson	27	93-153
1993-94	Emmett Hall	28	162-326
1994-95	Peter Van Elswyk	27	55-95
1995-96	Malik Russell	31	99-177
1996-97	Nate Wilbourne	30	65-117
1997-98	LeRon Williams	25	95-166
1998-99	William Gallman	29	87-169
1999-00	Tony Kitchings	32	103-206
2000-01	Rolando Howell	22	57-108
2001-02	Marius Petravicius	34	74-146
2002-03	Tony Kitchings	30	75-157
2003-04	Renaldo Balkman	33	91-163
2004-05	Carlos Powell	33	212-400
2005-06	Renaldo Balkman	38	152-250
2006-07	Dominque Archie	30	104-191
2007-08	Mike Holmes	30	108-216

FREE THROW PERCENTAGE LEADERS

Season	Player	Games	FTM-FTA	Pct.
1908-09	J.C. Vassy	2	10-19	.526
1909-10	J.H. White	1	6-	
1910-11				
1911-12	J.E. Poole	3	1-	
1912-13	James Rhea	12	21-	
1913-14	F. Brooker	9	20-	
1914-15	R.L. Bowen	8	29-	
1915-16	R.L. Bowen	10	41-	
1916-17	R.L. Bowen	14	42-	
1917-18	Clark Waring	13	58-93	.624
1918-19	Clark Waring	9	44-81	.543
1919-20	Z.L. Foy	16	60-107	.561
1920-21				
1921-22	Thomton Sparkman	19	88-	

1922-23	John Gasque	10	50-
1923-24	Jack Wright	17	49-
1924-25			
1925-26			
1926-27	Heine Fair	18	18-
1927-28	Buster Holcombe	20	43-
1928-29	Lou White	21	58-
1929-30	C.E. Bedenbaugh	16	21-
1930-31	John DuPre	18	18-
1931-32	Grayson Wolf	15	25-
1932-33	Dana Henderson	19	49-
1933-34	Freddie Tompkins	19	46-
1934-35	Dana Henderson	24	95-
1935-36	Bernard James	19	65-
1936-37	Bernard James	20	37-
1937-38	Tom Hutto	24	47-
1938-39	Junie Hymson	22	36-
1939-40	Preston Westmoreland	18	44-
1940-41	Preston Westmoreland	24	65-104
1941-42	Stan Stasica	21	49-70
1942-43	Fred Snoddy	14	14-23
1943-44	T.S. Ary	15	32-44
1944-45	Jim Robinson	23	39-
1945-46	Phil Mallis	20	12-15
1946-47	Werner Talus	20	15-23
1947-48	Steve Trehwella	23	49-76
1948-49	Henry Martin	22	74-105
1949-50	Jim Slaughter	21	87-142
1950-51	Dwane Morrison	25	64-83
1951-52	Mickey Best	22	54-66
1952-53	Joe Smith	24	113-172
1953-54	Lee Collins	26	112-146
1954-55	Benny Fannin	25	67-80
1955-56	Grady Wallace	23	116-153
1956-57	Grady Wallace	29	234-303
1957-58	Dickie Prater	23	63-91
1958-59	Mike Callahan	24	98-128
1959-60	Ronnie Johnson	26	41-53
1960-61	Bud Cronin	26	66-81
1961-62	Ronnie Collins	27	84-95
1962-63	Scotti Ward	24	118-136
1963-64	Ronnie Collins	24	147-189
1964-65	Earl Lovelace	23	82-114
1965-66	Jack Thompson	24	54-69
1966-67	Skip Hariicka	23	85-116
1967-68	Frank Standard	22	95-124
1968-69	John Roche	28	184-226
1969-70	John Roche	28	179-216
1970-71	Rick Adlyett	28	57-65
1971-72	Brian Winters	29	60-71
1972-73	Kevin Joyce	29	152-182
1973-74	Mike Dunleavy	27	97-116
1974-75	Tom Boswell	27	100-128
1975-76	Mike Dunleavy	27	109-139
1976-77	Mike Doyle	25	58-73
1977-78	Kenny Reynolds	28	76-100
1978-79	Kenny Reynolds	25	54-67
1979-80	Mike Doyle	27	93-110
1980-81	Zam Fredrick	27	181-223
1981-82	Jimmy Hawthorne	29	47-56
1982-83	Mike Brittain	29	45-51
1983-84	Mike Brittain	27	45-63
1984-85	Duane Kendall	24	59-75
1985-86	Michael Foster	28	81-98
1986-87	Michael Foster	28	95-112
1987-88	Brent Price	29	66-77
1988-89	Brent Price	26	76-90
1989-90	Eric Sykes	25	67-86
1990-91	Jo Jo English	33	92-125
1991-92	Jeff Roulston	28	50-74
1992-93	Emmett Hall	27	87-119
1993-94	Emmett Hall	28	112-148
1994-95	Carey Rich	27	56-76
1995-96	Larry Davis	31	141-185
1996-97	Larry Davis	32	119-148
1997-98	BJ McKie	31	205-262
1998-99	BJ McKie	29	160-207
1999-00	Jamel Bradley	31	26-30
2000-01	Jamel Bradley	30	47-62
2001-02	Chuck Eidson	37	74-97
2002-03	Chuck Eidson	28	81-99
2003-04	Rolando Howell	16	44-57
2004-05	Rocky Trice	33	34-62
2005-06	Tarence Kinsey	38	113-134
2006-07	Bryce Sheldon	30	38-43
2007-08	Devan Downey	32	99-135

THREE-POINT FIELD GOAL PERCENTAGE LEADERS

Season	Player	Games	FGM-FGA	Pct.
1986-87	Terry Dozier	29	11-26	.423
1987-88	Brent Price	29	49-112	.438
1988-89	Brent Price	30	68-139	.489
1989-90	Jo Jo English	27	35-90	.389
1990-91	Jo Jo English	33	56-134	.418
1991-92	Jo Jo English	28	46-135	.341
1992-93	Shannon Hoskins	21	14-37	.378
1993-94	Durrant Williams	25	25-63	.397

RECORDS



1994-95	Ryan Stack	27	17-43	.395
1995-96	Larry Davis	31	78-220	.355
1996-97	BJ McKie	32	62-154	.403
1997-98	BJ McKie	31	59-142	.415
1998-99	Herbert Lee Davis	29	33-84	.393
1999-00	Jamel Bradley	31	59-142	.415
2000-01	Jamel Bradley	30	76-214	.355
2001-02	Jamel Bradley	37	117-294	.398
2002-03	Chris Warren	22	28-69	.406
2003-04	Mike Boynton, Jr.	34	79-194	.407
2004-05	Tarence Kinsey	33	36-93	.387
2005-06	Tarence Kinsey	38	71-189	.376
2006-07	Bryce Sheldon	30	65-147	.442
2007-08	Brandis Raley-Ross	30	37-72	.514

ASSISTS LEADERS

Season	Player	Games	Assists
1950-51	Don Cox	25	135
1951-52	Don Cox	24	113
1952-68	Assist Records Incomplete		
1968-69	John Roche	28	64
1969-70	Assist Records Incomplete		
1970-71	John Roche	29	123
1971-72	Kevin Joyce	29	123
1972-73	Kevin Joyce	29	152
1973-74	Mike Dunleavy	27	95
1974-75	Jack Gilloon	28	122
1975-76	Jack Gilloon	24	156
1976-77	Jack Gilloon	26	117
1977-78	Jack Gilloon	27	138
1978-79	Kenny Reynolds	25	89
1979-80	Kenny Reynolds	26	106
1980-81	Kevin Dunleavy	27	100
1981-82	Gerald Peacock	29	138
1982-83	Gerald Peacock	26	182
1983-84	Michael Foster	28	103
1984-85	Michael Foster	28	145
1985-86	Michael Foster	28	98
1986-87	Terry Gould	29	112
1987-88	Terry Gould	29	112
1988-89	Brent Price	30	128
1989-90	Jo Jo English	27	78
	Bojan Popovic	27	78
1990-91	Barry Manning	31	116
1991-92	Barry Manning	27	112
1992-93	Carey Rich	27	127
1993-94	Carey Rich	25	129
1994-95	Melvin Watson	27	107
1995-96	Melvin Watson	31	138
1996-97	Melvin Watson	31	157
1997-98	Melvin Watson	30	141
1998-99	BJ McKie	29	115
1999-00	Chuck Eidson	32	128
2000-01	Aaron Lucas	29	114
2001-02	Aaron Lucas	37	145
2002-03	Chuck Eidson	28	125
2003-04	Mike Boynton, Jr.	34	115
2004-05	Tre' Kelley	33	118
2005-06	Tre' Kelley	38	174
2006-07	Tre' Kelley	30	149
2007-08	Devan Downey	32	172

MINUTES PLAYED LEADERS

Season	Player	Minutes
1908-68	Minute records incomplete	
1968-69	John Roche	1094
1969-70	Minute records incomplete	
1970-71	John Roche	1121
1971-72	Kevin Joyce	1071
1972-73	Kevin Joyce	1109
1973-74	Brian Winters	1016
1974-75	Alex English	1024
1975-76	Alex English	1045
1976-77	Nate Davis	864
1977-78	Jack Gilloon	1007
1978-79	Cedrick Hordges	1050
1979-80	Cedrick Hordges	1007
1980-81	Zam Fredrick	981
1981-82	Gerald Peacock	892
1982-83	Jimmy Foster	996
1983-84	Jimmy Foster	933
1984-85	Michael Foster	868
1985-86	Keith James	892
1986-87	Terry Dozier	1090
1987-88	Terry Dozier	905
1988-89	Barry Manning	991
1989-90	Jo Jo English	951
1990-91	Barry Manning	1132
1991-92	Barry Manning	992
1992-93	Jamie Watson	910
1993-94	Jamie Watson	924
Season	Player	Minutes
1994-95	Carey Rich	991
1995-96	Larry Davis	1033
1996-97	Larry Davis	1033

1997-98	BJ McKie	1027
1998-99	BJ McKie	965
1999-00	Chuck Eidson	964
2000-01	Jamel Bradley	891
2001-02	Jamel Bradley	1211
2002-03	Chuck Eidson	982
2003-04	Mike Boynton, Jr.	1130
2004-05	Carlos Powell	1113
2005-06	Tre' Kelley	1330
2006-07	Brandon Wallace	1096
2007-08	Devan Downey	1197

BLOCKED SHOTS LEADERS

Season	Player	Games	Blocked Shots
1971-72	Danny Traylor	29	122
1972-73	Danny Traylor	29	113
1973-74	Alex English	27	61
1974-75	Alex English	28	69
1975-76	Alex English	27	46
1976-77	Jim Graziano	26	24
1977-78	Jim Graziano	28	32
1978-79	Jim Strickland	18	38
1979-80	Jim Strickland	27	48
1980-81	Kevin Darmody	26	10
1981-82	Mike Brittain	29	25
1982-83	Mike Brittain	29	26
1983-84	Mike Brittain	27	61
1984-85	Mike Brittain	24	48
1985-86	Darryl Martin	28	17
1986-87	Perry Dozier	26	11
1987-88	John Hudson	29	29
1988-89	Jeff Roulston	30	22
1989-90	Jeff Roulston	27	68
1990-91	Jeff Roulston	32	77
1991-92	Jeff Roulston	28	59
1992-93	Edmond Wilson	27	35
1993-94	Emmett Hall	28	32
1994-95	Ryan Stack	27	29
1995-96	Bud Johnson	31	38
1996-97	Ryan Stack	31	28
1997-98	Ryan Stack	31	55
1998-99	Bud Johnson	28	24
1999-00	Tony Kitchings	32	30
2000-01	Tony Kitchings	30	32
2001-02	Tony Kitchings	34	33
2002-03	Tony Kitchings	20	27
2003-04	Renaldo Balkman	33	43
2004-05	Brandon Wallace	33	55
2005-06	Brandon Wallace	38	73
2006-07	Brandon Wallace	30	86
2007-08	Sam Muldrow	31	42

STEALS LEADERS

Season	Player	Games	Steals
1975-76	Mike Dunleavy	27	41
1976-77	Jack Gilloon	26	37
1977-78	Jack Gilloon	27	31
1978-79	Kenny Reynolds	25	41
1979-80	Kenny Reynolds	26	37
1980-81	Zam Fredrick	27	44
1981-82	Gerald Peacock	29	29
1982-83	Gerald Peacock	28	43
1983-84	Jimmy Foster	28	35
1984-85	Michael Foster	28	44
1985-86	Michael Foster	28	51
1986-87	Michael Foster	26	41
1987-88	Brent Price	29	41
1988-89	Brent Price	30	52
1989-90	Bojan Popovic	27	43
1990-91	Barry Manning	31	73
1991-92	Barry Manning	27	66
1992-93	Carey Rich	27	58
1993-94	Jamie Watson	27	44
1994-95	Melvin Watson	27	42
1995-96	Larry Davis	31	55
1996-97	Melvin Watson	31	57
	Larry Davis	32	57
1997-98	Melvin Watson	30	55
1998-99	BJ McKie	29	47
1999-00	Chuck Eidson	32	93
2000-01	Jamel Bradley	30	40
2001-02	Chuck Eidson	37	91
2002-03	Chuck Eidson	28	60
2003-04	Mike Boynton, Jr.	34	44
	Josh Gonner	32	44
2004-05	Tarence Kinsey	32	43
2005-06	Renaldo Balkman	38	65
2006-07	Brandon Wallace	30	38
2007-08	Devan Downey	32	102

CAROLINA COACHING HISTORY

CAROLINA BASKETBALL



Coach	Years	Seasons	Won	Lost	Pct.
1. Frank McGuire	1965-80	16	283	142	.666
2. Frank Johnson	1941-42 1946-58	14 1/2	174	175	.499
3. Dave Odom	2002-2008	7	128	104	.552
4. Eddie Fogler	1994-2001	8	123	117	.513
5. Bill Foster	1981-86	6	92	79	.538
6. George Felton	1987-91	5	87	62	.584
7. A.W. Norman	1929-32 1934-35	6	57	57	.500
8. Ted Petoskey	1936-40	5	37	67	.354
9. Bob Stevens	1960-62	3	34	45	.430
10. Branch Bocock	1925-27	3	33	16	.673
11. Dixon Foster	1917-20	4	26	31	.456
12. Steve Newton	1992-93	2	20	35	.364
13. Johnny McMillan	1945	1	19	3	.864
14. Billy Laval	1933	1	17	2	.895
Jack Crawford	1923-24	2	17	22	.436
16. Chuck Noe	1963-64	1 1/2	16	21	.417
17. Henry Findley	1944	1	13	2	.867
18. Rex Enright	1943	1	11	6	.647
19. A. Burnet Stoney	1928	1	8	12	.400
20. Lana Sims	1922	1	7	12	.368
Sol Metzger	1921	1	7	11	.389
22. John Blackburn	1914	1**	5	4	.550
James Driver	1912-13	2	5	7	.417
24. Charles Farrell	1916	1	4	6	.400
Dick Anderson	1946	1/2	4	8	.333
Dwane Morrison	1964	1/2	4	8	.333
Walt Hambrick	1959	1	4	20	.167
28. L.W. Hill	1915	1	2	7	.286
29. J. H. Brown	1909	1	0	3	.000
30. F.E. Scofield	1910	1	0	1	.000
No Coach	1911	1	1	1	.500
Totals		99**	1223	1068	.534

(** — One tie game)



Frank McGuire is the all-time winningest coach in South Carolina basketball history with 283 wins in 16 seasons, including four NCAA Tournament berths.

CAROLINA COACHING SUPERLATIVES CAREER RECORDS: VICTORIES

Overall: 283 by Frank McGuire (1965-80)
Home: 159 by Frank McGuire (1965-80)
Away: 69 by Frank McGuire (1965-80)
Conference: 95 by Frank Johnson (1941-42, 46-58)
Conference Home: 60 by Frank Johnson (1941-42, 46-58)
Conference Away: 35 by Frank Johnson (1941-42, 46-58)
Five Points or Fewer Games: 65 by Frank McGuire (1965-80)
Conference Five Points or Fewer Games: 28 by Frank Johnson (1941-42, 46-58)
In Overtime: 9 by Frank McGuire (1965-80)

CAREER RECORDS: WINNING PERCENTAGE MINIMUM 3 YEARS OF COACHING

Overall: .673 (33-16), by Branch Bocock (1925-27)
Home: .792 (19-5), by Branch Bocock (1925-27)
Away: .583 (14-10), by Branch Bocock (1925-27)
Conference: .773 (17-5), by Branch Bocock (1925-27)
Conference Home: .909 (10-1), by Branch Bocock (1925-27)
Conference Away: .636 (7-4), by Branch Bocock (1925-27)
Five Points or Fewer Games: .714 (20-8), by A.W. Norman (1929-32)
Conference Five Points or Fewer Games: .833 (5-1), by Branch Bocock (1925-27)
In Overtime: 1.000 (2-2), by Ted Petoskey (1936-40)

SEASON RECORDS: VICTORIES

Overall: 25 by Frank McGuire (1969-70)
Home: 17 by Bill Foster (1982-83)
Away: 16 by Frank McGuire (1969-70)
Consecutive: 17 by A.W. Norman (1933-34); Frank McGuire (1969-70)
Conference: 15 by Eddie Fogler (1996-97)
Conference Home: 8 by Eddie Fogler (1996-97); Frank Johnson (1949-50)
Conference Away: 7 by Eddie Fogler (1996-97); Frank McGuire (1969-70)
Conference Consecutive: 17 by Frank McGuire (1969-71)
Five Points or Fewer Games: 10 by Eddie Fogler (1997-98)
Conference Five Points or Fewer Games: 6, by Eddie Fogler (1997-98); Bob Stevens (1959-60)
In Overtime: 2 by Frank McGuire (1979-80); Bill Foster (1980-81); Eddie Fogler (1993-94); Dave Odom (2003-04), (2004-05), (2005-06)

SEASON RECORDS: WINNING PERCENTAGE

Overall: .947 (18-1), by A.W. Norman (1933-34)
Home: 1.000 (13-0), by Frank McGuire (1972-73)
Away: .941 (16-1), by Frank McGuire (1969-70)
Conference: 1.000 (14-0), by Frank McGuire (1969-70)
Conference Home: 1.000 (8-0), by Eddie Fogler (1996-97); Frank Johnson (1949-50)
Conference Away: 1.000 (7-0), by Frank McGuire (1969-70)
Five Points or Fewer Games: 1.000 (4-4), by A.W. Norman (1933-34)
Conference Five Points or Fewer Games: 1.000 (3-0), by Branch Bocock (1926-27)
In Overtime: 1.000 (2-2), by Frank McGuire (1979-80); Bill Foster (1980-81)

RECORDS



ALABAMA (8-19, .296)

Auburn	6-7
Birmingham	0-2
Mobile	1-0
Tuscaloosa	1-10

ALASKA (4-2, .667)

Anchorage	4-2
-----------------	-----

ARIZONA (1-1, .500)

Tempe	1-1
-------------	-----

ARKANSAS (3-6, .333)

Fayetteville	3-6
--------------------	-----

CALIFORNIA (6-2, .750)

Irvine	0-1
Los Angeles	1-0
San Diego	2-0
San Francisco	2-0
Santa Clara	1-1

COLORADO (0-1, .000)

Ft. Collins	0-1
-------------------	-----

CONNECTICUT (0-1, .000)

Storrs	0-1
--------------	-----

DIST. OF COLUMBIA (2-8, .200)

Washington, D.C.	2-8
-----------------------	-----

FLORIDA (24-35, .407)

DeLand	0-1
Gainesville	6-15
Jacksonville	2-4
Lakeland	1-1
Miami	5-5
Orlando	3-2
Tallahassee	7-6
Tampa	0-1

GEORGIA (36-61, .371)

Athens	14-27
Atlanta	21-31
Augusta	1-2
Macon	0-1

HAWAII (3-5, .375)

Honolulu	0-2
Lahaina	3-3

ILLINOIS (6-4, .600)

Champaign	0-1
Chicago	6-1
Peoria	0-2

INDIANA (1-10, .091)

Bloomington	0-1
Indianapolis	0-2
South Bend	1-6
West Lafayette	0-1

IOWA (0-1, .000)

Iowa City	0-1
-----------------	-----

KANSAS (1-1, .500)

Lawrence	0-1
Wichita	1-0

KENTUCKY (6-39, .133)

Bowling Green	0-4
Lexington	2-21
Louisville	3-11
Owensboro	1-3

LOUISIANA (14-13, .519)

Baton Rouge	3-5
New Orleans	6-7
Shreveport	5-1

MAINE (0-1, .000)

Portland	0-1
----------------	-----

MARYLAND (7-20, .259)

Annapolis	1-0
College Park	6-20

MASSACHUSETTS (3-1, .750)

Boston	1-0
Springfield	1-1
Worcester	1-0

MICHIGAN (2-5, .286)

Ann Arbor	1-1
East Lansing	1-2
Kalamazoo	0-1
Southfield	0-1

MINNESOTA (3-0, 1.000)

Minneapolis	3-0
-------------------	-----

MISSISSIPPI (4-23, .148)

Biloxi	0-1
Hattiesburg	1-8
Oxford	1-8
Starkville	2-6

MISSOURI (3-2, .600)

Kansas City	2-1
St. Louis	1-1

NEBRASKA (1-1, .500)

Lincoln	0-1
Omaha	1-0

NEVADA (1-1, .500)

Las Vegas	1-1
-----------------	-----

NEW JERSEY (1-2, .333)

East Rutherford	1-2
-----------------------	-----

NEW YORK (23-14, .622)

Albany	0-1
Buffalo	2-2
Hempstead	2-0
New York City	17-10
Niagara Falls	1-0
St. Bonaventure	1-0
Syracuse	0-1

NORTH CAROLINA (86-182, .321)

Chapel Hill	7-22
Charlotte	33-42
Cullowhee	1-0
Davidson	8-9
Durham	6-33
Greensboro	4-2
Greenville	2-2
Hickory	1-0
Raleigh	18-46
Winston-Salem	6-26

OHIO (5-9, .357)

Cincinnati	4-6
Columbus	0-1
Toledo	1-2

OKLAHOMA (0-3, .000)

Norman	0-2
Tulsa	0-1

PENNSYLVANIA (16-12, .571)

Philadelphia	13-7
Pittsburgh	3-4
University Park	0-1

RHODE ISLAND (2-6, .250)

Providence	2-6
------------------	-----

SOUTH CAROLINA (908-468-1, .660)

Charleston	42-17
Clemson	31-43
Clinton	9-4
Columbia	772-361
Due West	7-1
Greenville	24-30
Newberry	11-12-1
Rock Hill	1-0
Spartanburg	11-11

TENNESSEE (27-47, .365)

Johnson City	1-1
Knoxville	7-19
Memphis	4-14
Nashville	14-13
Sewanee	1-0

TEXAS (4-5, .444)

Austin	0-1
Baylor	1-0
El Paso	2-0
Houston	1-3
Lubbock	0-1

UTAH (1-1, .500)

Salt Lake City	1-1
----------------------	-----

VIRGINIA (25-46, .352)

Blacksburg	3-10
Charlottesville	9-16
Lexington	5-8
Lynchburg	0-2
Norfolk	0-1
Richmond	4-6
Roanoke	1-2
Williamsburg	2-1
Wytheville	1-0

WEST VIRGINIA 1-5, .167)

Huntington	0-1
Morgantown	1-4

WISCONSIN(2-8, .200)

Madison	0-1
Milwaukee	2-7

WYOMING (0-1, .000)

Laramie	0-1
---------------	-----

SEC REGULAR SEASON SUPERLATIVES

CAROLINA BASKETBALL



Team Superlatives

POINTS

Most: 111 vs. Tennessee, 2-10-93
Opponents: 108 by Kentucky, 1-23-93
Fewest: 40 vs. Kentucky, 2-13-99
Opponents: 41 by Tennessee, 1-8-97
Most In One Half: 58, second half vs. Louisiana State, 2-10-96
Opponents: 57, second half by Kentucky, 1-23-93
Fewest In One Half: 13, first half vs. Ole Miss, 1-8-03
Opponents: 15, first half by Ole Miss, 1-8-03

FIELD GOALS

Most Made: 43 vs. Tennessee, 2-10-93
Opponents: 41 by Tennessee, 2-10-93
Most Attempted: 83 vs. Tennessee, 2-10-93
Opponents: 84 by Tennessee, 2-10-93
Best Percentage: .636 (35-55), vs. Tennessee, 1-17-04
Opponents: .647 (33-51), by Vanderbilt, 2-12-94
Worst Percentage: .268 (15-56), vs. Kentucky, 1-16-07
Opponents: .254 (16-63), by Auburn, 1-14-04
Best One-Half Percentage: .708 (17-24), 2nd half vs. LSU, 2-10-96
Opponents: .655 (19-29), 1st half by Tennessee, 2-10-93
Worst One-Half Percentage: .192 (5-26), 2nd half vs. Kentucky, 1-16-07
Opponents: .167 (5-30), first half by Florida, 2-22-92

3-POINT FIELD GOALS

Most Made: 14 vs. Georgia, 3-2-96; 14 vs. Alabama, 2-4-04
Opponents: 17 by Kentucky, 1-7-95; Florida, 2-24-99
Most Attempted: 36, vs. Mississippi State, 2-23-08
Opponents: 40, by Louisiana State, 2-10-96
Best Percentage: .647 (11-17), vs. Tennessee, 1-17-04
Opponents: .700 (7-10), by Georgia, 1-22-00
Worst Percentage: .000 (0-19), vs. Mississippi State, 3-2-02
Opponents: .053 (1-19), by Alabama, 1-5-94

FREE THROWS

Most Made: 38 vs. Georgia, 1-15-97
Opponents: 27 by Georgia, 3-7-92
Most Attempted: 53 vs. Georgia, 1-18-97
Opponents: 41 by Georgia, 3-7-92
Best Percentage: 1.000 (7-7), vs. LSU, 2-27-08; (4-4), at Vanderbilt 1-9-08; (11-11), vs. Vanderbilt, 1-28-04
Opponents: 1.000 (14-14), by LSU, 2-27-08; (17-17), by Florida, 1-15-97
Worst Percentage: .250 (4-16), at Tennessee, 3-9-08
Opponents: .200 (1-5), by Vanderbilt, 1-17-01
Best One-Half Percentage: 1.000 (9-9), 1st half vs. Vanderbilt, 2-14-04; (4-4), 1st half vs. LSU, 2-27-08; (3-3), 2nd half vs. LSU, 2-27-08
Opponents: 1.000 (15-15), 2nd half by Florida, 1-15-97
Worst One-Half Percentage: .000 (0-3), 2nd half vs. Miss. State, 1-3-95
Opponents: .000 (0-4), 2nd half by Florida, 1-28-98

MISCELLANEOUS

Most Rebounds: 54 vs. Florida, 1-20-93
Opponents: 51 by Tennessee, 2-29-92
Most Assists: 26 vs. Tennessee, 1-23-02
Opponents: 27 by Kentucky, 1-23-93
Most Steals: 19 vs. Tennessee, 1-21-98
Opponents: 16 by Arkansas, 2-15-92; Kentucky, 1-27-96; Vandy, 1-29-97
Most Blocked Shots: 13 vs. Tennessee, 1-8-97
Opponents: 11 by Louisiana State, 2-19-92
Most Turnovers: 29 vs. Kentucky, 2-26-92
Opponents: 28 by Tennessee, 1-21-98

Fewest Turnovers: 4 vs. LSU, 2-27-08
Opponents: 4 by Vanderbilt, 3-2-05

Individual Superlatives

POINTS

Most: 36, Tre' Kelley at Kentucky, 2-7-07
Opponents: 37, Jonathon Modica (Arkansas), 2-4-06

FIELD GOALS

Most Made: 13, Tre' Kelley at Kentucky, 2-7-07
Opponents: 14, Jamal Mashburn (Kentucky), 1-4-92
Most Attempted: 25, Tre' Kelley at Kentucky, 2-7-07
Opponents: 27, Jamal Mashburn (Kentucky), 1-4-92

3-POINT FIELD GOALS

Most Made: 8, Larry Davis vs. Georgia, 3-2-96
Opponents: 8, Mykal Riley (Alabama), 2-16-08; Ronnie McMahan (Vanderbilt), 2-12-94; D.A. Layne (Georgia), 2-6-99
Most Attempted: 13, Josh Gonner vs. Florida (1-7-04)
Opponents: 15, Jamal Mashburn (Kentucky), 1-4-92

FREE THROWS

Most Made: 17, Larry Davis vs. LSU, 2-10-96; Georgia, 1-18-97
Opponents: 12, Chris Daniels (Georgia), 1-10-04
Most Attempted: 18, Larry Davis vs. Louisiana State, 2-10-96; BJ McKie vs. Florida, 2-21-98
Opponents: 14, David Johnson (Ole Miss), 2-5-94

MISCELLANEOUS

Most Rebounds: 18, Tony Kitchings vs. Auburn, 1-20-01
Opponents: 18, Brandon Vincent (Mississippi State), 2-11-04
Most Assists: 11, Melvin Watson vs. Florida, 2-8-97
Opponents: 14, Chuck Evans (Mississippi State), 2-13-93; LaMarcus Golden (Tennessee), 1-19-94
Most Steals: 7, Devan Downey vs. Alabama, 2-16-08; Chuck Eidson vs. Florida, 2-5-02; Aaron Lucas vs. Vanderbilt, 1-19-02
Opponents: 7, Pat Whitehead (Vanderbilt), 1-29-97; Billy Humphrey (Georgia), 2-10-07
Most Blocked Shots: 7, Jeff Roulston vs. Georgia, 1-18-92
Opponents: 11, Shaquille O'Neal (Louisiana State), 2-19-92



Tre' Kelly tallied 36 points at Kentucky during the 2006-07 season, the highest-ever point total by a Gamecock during the SEC regular season.



Team Superlatives

POINTS

Most: 91, vs. Arkansas, 3-11-04
Opponents: 89 by Tennessee, 3-14-08
Fewest: 47 vs. Florida, 3-12-06
Opponents: 44 by Mississippi State, 3-9-06
Most In One Half: 53, second half vs. Ole Miss, 3-7-98
Opponents: 63, second half by Arkansas, 3-11-04
Fewest In One Half: 18, first half vs. Florida, 3-12-06
Opponents: 18, first half by Arkansas, 3-11-04

FIELD GOALS

Most Made: 30 vs. Alabama, 3-11-93
Opponents: 35 by Tennessee, 3-14-08
Most Attempted: 67 vs. Louisiana State, 3-7-96
Opponents: 76 by Ole Miss, 3-7-98
Best Percentage: .605 (26-43), vs. Alabama, 3-7-97
Opponents: .565 (35-62), 89 by Tennessee, 3-14-08
Worst Percentage: .305 (18-59), vs. Arkansas, 3-8-96
Opponents: .311 (19-61), by Kentucky, 3-8-02
Best One-Half Percentage: .700 (20-30), second half vs. Tennessee, 3-10-06
Opponents: .731 (19-26), second half by Tennessee, 3-14-08
Worst One-Half Percentage: .242 (8-33), first half vs. Florida, 3-12-06
Opponents: .226 (7-31), second half by Ole Miss, 3-10-94

3-POINT FIELD GOALS

Most Made: 11 vs. LSU, 3-12-04
Opponents: 13 by Kentucky, 3-8-98
Most Attempted: 27 vs. Florida, 3-12-06
Opponents: 30 by Tennessee, 3-10-00
Best Percentage: .600 (3-5) vs. Ole Miss, 3-13-03
Opponents: .571 (4-7), by Tennessee, 3-12-92

FREE THROWS

Most Made: 39 vs. Ole Miss, 3-7-98, 39 vs. Arkansas, 3-11-04
Opponents: 26 vs. Arkansas, 3-11-04
Most Attempted: 50 vs. Arkansas, 3-11-04
Opponents: 31 vs. Arkansas, 3-11-04
Best Percentage: .900 (18-20) vs. Ole Miss, 3-13-03
Opponents: .923 (12-13), vs. Tennessee, 3-10-00
Worst Percentage: .375 (3-8), vs. Alabama, 3-9-02
Opponents: .429 (9-21), by Kentucky, 3-9-01; (3-7), by Ole Miss, 3-10-05
Best One-Half Percentage: 1.000 (4-4), first half vs. Georgia, 3-8-97. (8-8), first half vs. Tennessee, 3-14-08
Opponents: 1.000 (11-11), first half by Tennessee, 3-10-00
Worst One-Half Percentage: .000 (0-1), first half vs. Ole Miss, 3-4-99
Opponents: .222 (2-9), first half by Alabama, 3-11-93

MISCELLANEOUS

Most Rebounds: 39 vs. Alabama, 3-11-93; Florida, 3-6-98
Opponents: 47 by Florida, 3-11-94
Most Assists: 22 vs. Louisiana State, 3-7-96
Opponents: 27 by Tennessee, 3-14-08
Most Steals: 13 vs. Alabama, 3-9-00
Opponents: 14 by Kentucky, 3-9-01
Most Blocked Shots: 7 vs. Alabama, 3-11-93
Opponents: 9 by Ole Miss, 3-10-94
Most Turnovers: 23 vs. Kentucky, 3-9-01
Opponents: 23 by Ole Miss, 3-10-94
Fewest Turnovers: 8 vs. Tennessee, 3-14-08, vs. LSU, 3-13-08
Opponents: 4 by Arkansas, 3-08-07

Individual Superlatives

POINTS

Most: 37, BJ McKie vs. Ole Miss, 3-7-98
Opponents: 26, David Sanders, Ole Miss, 3-7-02

FIELD GOALS

Most Made: 10, Jo Jo English vs. Tennessee, 3-12-92; BJ McKie vs. Ole Miss, 3-4-99; Devan Downey vs. Tennessee, 3-14-08
Opponents: 10, Jason Smith, Ole Miss, 3-4-99; David Sanders, Ole Miss, 3-7-02
Most Attempted: 22, Jo Jo English vs. Tennessee, 3-12-92; BJ McKie vs. Ole Miss, 3-4-99
Opponents: 26, Brian Williams, Alabama, 3-7-97

3-POINT FIELD GOALS

Most Made: 6, Mike Boynton, Jr. vs. LSU, 3-12-04
Opponents: 7, Pat Bradley, Arkansas, 3-8-96
Most Attempted: 13, BJ McKie vs. Ole Miss, 3-4-99
Opponents: 15, Brian Williams, Alabama, 3-7-97

FREE THROWS

Most Made: 20, BJ McKie vs. Ole Miss, 3-7-98
Opponents: 9, Duane Spencer, Louisiana State, 3-7-96; 9, Olu Famutimi, Arkansas, 3-11-04
Most Attempted: 22, BJ McKie vs. Ole Miss, 3-7-98
Opponents: 12, Jason Smith, Ole Miss, 3-7-98

MISCELLANEOUS

Most Rebounds: 16, Brandon Wallace vs. Arkansas, 3-11-07
Opponents: 15, Chris Davis, Auburn, 3-9-95
Most Assists: 11, Devan Downey vs. LSU, 3-13-08
Opponents: 8, Marlon Towns, Arkansas, 3-8-96; Rajon Rondo, Kentucky, 3-11-06
Most Steals: 5, Carey Rich vs. Auburn, 3-9-95; Chuck Eidson vs. Tennessee, 3-10-00; Devan Downey vs. Tennessee, 3-14-08
Opponents: 5, Eddie Shannon, Florida, 3-6-98
Most Blocked Shots: 5, Brandon Wallace vs. Arkansas, 3-11-07
Opponents: 6, David Dean, Ole Miss, 3-10-94



Brandon Wallace collected 16 rebounds vs. Arkansas in the 2007 SEC Tournament.

NCAA TOURNAMENT SUPERLATIVES

CAROLINA BASKETBALL



Team Superlatives

POINTS

Most: 90 vs. Fordham, 3-20-71; Villanova, 3-18-72; SW Louisiana, 3-17-73

Opponents: 100 by Fordham, 3-20-71

Fewest: 43 vs. Memphis, 3-19-04

Opponents: 51 by Temple, 3-11-72

Most In One Half: 57, second half vs. SW Louisiana, 3-17-73

Opponents: 58, second half by Fordham, 3-20-71

Fewest In One Half: 18, first half vs. Memphis, 3-19-04

Opponents: 22, first half by Temple, 3-11-72

FIELD GOALS

Most Made: 35 vs. Fordham, 3-20-71; Southwestern Louisiana, 3-17-73

Opponents: 39 by Fordham, 3-20-71; Southwestern Louisiana, 3-17-73

Most Attempted: 84 vs. Furman, 3-9-74

Opponents: 94 by Southwestern Louisiana, 3-17-73

Best Percentage: .567 (34-60), vs. Villanova, 3-18-72

Opponents: .567 (29-51), by N.C. State, 3-17-89

Worst Percentage: .338 (23-68), vs. North Carolina, 3-16-72

Opponents: .368 (21-57), by Temple, 3-11-72

Best One-Half Percentage: .613 (19-31), second half vs. Texas Tech, 3-10-73

Opponents: .682 (15-22), first half by N.C. State, 3-17-89

Worst One-Half Percentage: .316 (12-38), second half vs.

Pennsylvania, 3-18-71

Opponents: .333 (10-30), second half by Richmond, 3-12-98

3-POINT FIELD GOALS

Most Made: 7 vs. Richmond, 3-12-98

Opponents: 9 by Memphis, 3-19-04

Most Attempted: 20 vs. Coppin State, 3-14-97

Opponents: 27 by Memphis, 3-19-04

Best Percentage: .368 (7-19), vs. Richmond, 3-12-98

Opponents: .429 (4-7), by N.C. State, 3-17-89

FREE THROWS

Most Made: 23 vs. North Carolina, 3-16-72

Opponents: 31 by Pennsylvania, 3-18-71

Most Attempted: 30 vs. North Carolina, 3-16-72

Opponents: 40 by North Carolina, 3-16-72

Best Percentage: .800 (12-15), vs. Texas Tech, 3-10-73

Opponents: 1.000 (22-22), by Fordham, 3-20-71

Worst Percentage: .429 (3-7), vs. Furman, 3-9-74

Opponents: .500 (7-14), by Southwestern Louisiana, 3-17-73

Best One-Half Percentage: 1.000 (1-1), vs. second half vs. Richmond, 3-12-98

Opponents: 1.000 (13-13), second half by Fordham, 3-20-71

Worst One-Half Percentage: .000 (0-1), first half vs. Furman, 3-9-74

Opponents: .375 (3-8), first half by SW Louisiana, 3-17-73

MISCELLANEOUS

Most Rebounds: 50 vs. Fordham, 3-20-71

Opponents: 61 by Southwestern Louisiana, 3-17-73

Most Assists: 21 vs. Southwestern Louisiana, 3-17-73

Opponents: 20 by Texas Tech, 3-10-73

Most Steals: 10 vs. Southwestern Louisiana, 3-17-73

Opponents: 13 by Coppin State, 3-14-97

Most Blocked Shots: 11 vs. Southwestern Louisiana, 3-17-73

Opponents: 8 by Furman, 3-9-74

Most Turnovers: 25 vs. Fordham, 3-20-71

Opponents: 20 by Texas Tech, 3-10-73

Fewest Turnovers: 9 vs. Furman, 3-9-74; N.C. State, 3-17-89

Opponents: 6 by Richmond, 3-12-98

Individual Superlatives

POINTS

Most: 39, Tom Riker vs. Fordham, 3-20-71

Opponents: 34, Larry Kenon (Memphis State), 3-15-73

FIELD GOALS

Most Made: 18, Tom Riker vs. Fordham, 3-20-71

Opponents: 16, Larry Kenon (Memphis State), 3-15-73

Most Attempted: 27, Brian Winters vs. Furman, 3-9-74

Opponents: 30, Larry Kenon (Memphis State), 3-15-73

3-POINT FIELD GOALS

Most Made: 4, BJ McKie vs. Richmond, 3-12-98

Opponents: 6, Rodney Carney (Memphis), 3-19-04

Most Attempted: 6, BJ McKie vs. Richmond, 3-12-98

Opponents: 12, Marseilles Brown (Richmond), 3-12-98; Rodney Carney (Memphis), 3-19-04

FREE THROWS

Most Made: 10, Kevin Joyce vs. Southwestern Louisiana, 3-17-73

Opponents: 10, Dave Wohl (Pennsylvania), 3-18-71

Most Attempted: 13, Kevin Joyce vs. Southwestern Louisiana, 3-17-73

Opponents: 11, Dave Wohl (Pennsylvania), 3-18-71

MISCELLANEOUS

Most Rebounds: 16, Tom Riker vs. Villanova, 3-18-72; Danny Traylor vs. Texas Tech, 3-10-73; Southwestern Louisiana, 3-17-73

Opponents: 20, Larry Kenon (Memphis State), 3-15-73

Most Assists: 10, Melvin Watson vs. Richmond, 3-12-98

Opponents: 11, Chris Corchiani (N.C. State), 3-17-89


Most Steals: 4, Brian Winters vs. Southwestern Louisiana, 3-17-73;

Larry Davis vs. Coppin State, 3-14-97

Opponents: 5, Reggie Singletary (Coppin State), 3-14-97

Most Blocked Shots: 6, Danny Traylor vs. Southwestern Louisiana, 3-17-73

Opponents: 5, Clyde Mayes (Furman), 3-9-74



Tom Riker tallied 39 points against Fordham in the 1971 NCAA Tournament.



Team Superlatives

POINTS

- Most:** 100 vs. Davidson, 3-13-96; Old Dominion, 3-16-83
- Opponents:** 90 by Old Dominion, 3-16-83
- Fewest:** 45 vs. Army, 3-18-69
- Opponents:** 47 by Ball State, 3-21-02
- Most In One Half:** 60, second half vs. Old Dominion, 3-16-83
- Opponents:** 57, second half by Old Dominion, 3-16-83
- Fewest In One Half:** 22, first half vs. Florida State, 3-21-06; second half vs. Army, 3-18-69
- Opponents:** 12, first half by Ball State, 3-21-02

FIELD GOALS

- Most Made:** 34 vs. Davidson, 3-13-96
- Opponents:** 37 by Old Dominion, 3-16-83
- Most Attempted:** 77 vs. Wake Forest, 3-24-83; Princeton, 3-20-75
- Opponents:** 77 by Old Dominion, 3-16-83
- Best Percentage:** .694 (34-49), vs. Davidson, 3-13-96
- Opponents:** .577 (30-52), by Wake Forest, 3-24-83
- Worst Percentage:** .338 (26-77), vs. Wake Forest, 3-24-83
- Opponents:** .296 (16-54), by Ball State, 3-21-02
- Best One-Half Percentage:** .700 (14-20), first half vs. Davidson, 3-13-96
- Opponents:** .650 (13-20), second half by N.C. State, 3-10-78
- Worst One-Half Percentage:** .324 (11-34), first half vs. Princeton, 3-20-75
- Opponents:** 185 (5-27), first half by Ball State, 3-21-02

3-POINT FIELD GOALS

- Most Made:** 9 vs. Western Kentucky, 3-15-06
- Opponents:** 14 by Georgetown, 3-24-05
- Most Attempted:** 23 vs. Connecticut, 3-14-01
- Opponents:** 29 by Georgetown, 3-24-05
- Best Percentage:** .700 (7-10), vs. Davidson, 3-13-96
- Opponents:** .500 (3-6), by Connecticut, 3-14-01

FREE THROWS

- Most Made:** 34 vs. Old Dominion, 3-16-83
- Opponents:** 26 by Princeton, 3-20-75; N.C. State, 3-10-78
- Most Attempted:** 42 vs. Old Dominion, 3-16-83
- Opponents:** 39 by Princeton, 3-20-75
- Best Percentage:** .944 (17-18), vs. Ball State, 3-21-02
- Opponents:** .875 (7-8), by Alabama, 3-20-96
- Worst Percentage:** .444 (8-18), vs. Memphis, 3-28-02
- Opponents:** .533 (8-15), by Virginia Tech, 3-21-83
- Best One-Half Percentage:** 1.000 (12-12), second half vs. Ball St., 3-21-02
- Opponents:** .900 (9-10), first half by Vanderbilt, 3-18-96
- Worst One-Half Percentage:** .286 (2-7), first half vs. Miami, 3-15-05
- Opponents:** .333 (3-9), second half by Virginia Tech, 3-21-83

MISCELLANEOUS

- Most Rebounds:** 48 vs. Siena, 3-19-91; Virginia Tech, 3-21-83
- Opponents:** 45 by Memphis, 3-28-02; by Maryland, 3-29-05
- Most Assists:** 26 vs. Old Dominion, 3-16-83
- Opponents:** 17 by Old Dominion, 3-16-83
- Most Steals:** 17 vs. Western Kentucky, 3-15-06; vs. Ball State, 3-21-02
- Opponents:** 11 by Nevada-Las Vegas, 3-19-02
- Most Blocked Shots:** 13 vs. George Washington, 3-15-91
- Opponents:** 7 by Alabama, 3-20-96
- Most Turnovers:** 23 vs. Siena, 3-19-91
- Opponents:** 22 by Ball State, 3-21-02
- Fewest Turnovers:** 7 at Cincinnati, 3-23-06; vs. Louisville, 3-28-06; vs. Miami, 3-15-05
- Opponents:** 7 by Miami, 3-15-05

Individual Superlatives

POINTS

- Most:** 33, Larry Davis vs. Davidson, 3-13-96
- Opponents:** 28, Preston Shumpert (Syracuse), 3-26-02

FIELD GOALS

- Most Made:** 12, Larry Davis vs. Davidson, 3-13-96
- Opponents:** 12, Dell Curry (Virginia Tech), 3-21-83; Dick Garrett (Southern Illinois), 3-15-69
- Most Attempted:** 22, Jimmy Foster vs. Wake Forest, 3-24-83
- Opponents:** 23, Dick Garrett (Southern Illinois), 3-15-69

3-POINT FIELD GOALS


- Most Made:** 7, Larry Davis vs. Davidson, 3-13-96
- Opponents:** 7, Darrel Owens (Georgetown), 3-24-05
- Most Attempted:** 12, Jamel Bradley vs. Nevada-Las Vegas, 3-19-02
- Opponents:** 15, Frank Seckar (Vanderbilt), 3-18-96

FREE THROWS

- Most Made:** 14, BJ McKie vs. Davidson, 3-13-96
- Opponents:** 8, by three players
- Most Attempted:** 15, BJ McKie vs. Davidson, 3-13-96
- Opponents:** 14, Doug Clevenger (Army), 3-18-69

MISCELLANEOUS

- Most Rebounds:** 14, Jimmy Foster vs. Virginia Tech, 3-21-83
- Opponents:** 16, Anthony Winchester, Western Kentucky, 3-15-06
- Most Assists:** 13, Gerald Peacock vs. Old Dominion, 3-16-83
- Opponents:** 9, Grant Robinson (Old Dominion), 3-16-83
- Most Steals:** 5, Tarence Kinsey vs. Louisville, 3-28-06; Renaldo Balkman vs. Florida State, 3-21-06
- Opponents:** 4, Dirkk Surlles (George Washington), 3-15-91; James Thues (Syracuse), 3-26-02
- Most Blocked Shots:** 6, Brandon Wallace vs. Western Kentucky, 3-15-06; Jeff Roulston vs. George Washington, 3-15-91
- Opponents:** 7, Roy Rogers (Alabama), 3-20-96



Larry Davis tallied 33 points against Davidson in 1996, the most of any Gamecock in an NIT game.

COLONIAL LIFE ARENA RECORDS

CAROLINA BASKETBALL**One Team****Most Points**

103, USC vs. The Citadel (42), 11/12/07

Most Points, Losing Team

90, USC vs. Vanderbilt (99), 3/3/07, (OT)

Fewest Points, Winning Team

62, South Carolina vs. Georgia (56), 1/30/08

Largest USC Victory Margin

61 points over The Citadel (103-42), 11/12/07

Largest USC Defeat Margin

38 points to Kentucky (50-84), 1/16/07

Most Field Goals Made

39, USC (92) vs. S.C. State (67) [73 attempts], 11/9/07

Fewest Field Goals Made

13, Detroit Mercy (35) vs. USC (65), 12/31/05

Most Field Goals Attempted

76, USC (61) vs. N.C. State (63) [25 made], 11/23/07

Fewest Field Goals Attempted

35, The Citadel (50) vs. USC (66) [15 made], 1/2/03

Highest Field Goal Percentage

.642 (34-53), Florida (84) vs. USC (50), 1/13/07

Lowest Field Goal Percentage

.265 (9-34), UNC Asheville (61) vs. USC (58), 1/2/08

Most Three Pointers Made

16, USC (92) [28 attempts] vs. Campbell (52), 11/28/07, (OT); Alabama (82) vs. USC (90) [31 attempts], 2/4/04; Vanderbilt (99) [30 attempts] vs. USC (90), 2/2/08

Most Three Pointers Attempted

36, USC (56) vs. Mississippi State (61) [7 made]

Highest Three Point Pct. (min. 10 attempts)

.667 (12-18) Tennessee (76) vs USC (69), 1/8/06

Most Free Throws Made

26, USC (76) vs. Clemson (59) [34 attempts], 2/12/03

Fewest Free Throws Made

1, USC (73) vs Wofford (43), 12/17/05

Most Free Throws Attempted

34, USC (76) vs. Clemson (59) [26 made], 2/12/03

Fewest Free Throws Attempted

2, USC (73) vs Wofford (43), 12/17/05; Princeton (48) vs. USC (54), 12/20/06

Highest Free Throw Percentage

1.000 (4-4) USC (73) vs. Vanderbilt (80), 1/9/08; (10-10) Florida (62) vs. USC (68), 1/25/06; (14-14) LSU (62) vs. (7-7) USC (55)

Lowest Free Throw Percentage

.222 (2-9), USC (61) vs. N.C. State (63), 11/23/07

Items Worth Noting

With the first-ever SEC game against Ole Miss in The Carolina Center on Jan. 8, 2003, the following are USC's firsts, for men's games against the SEC:

Point: Derrick Allen, Ole Miss; Assist: Michael Boynton, USC; Three-Pointer: Aaron Harper, Ole Miss; Rebound: Derrick Allen, Ole Miss; Steal: Chuck Eidson, USC; Blocked Shot: Rolando Howell, USC; Free Throw: Tarence Kinsey, USC; and Charge Taken: Rolando Howell, USC.

Tony Kitchings scored USC's first point in an SEC game, Carlos Powell hit the first three pointer and Tarence Kinsey pulled down the first rebound.

The following are USC's non-conference firsts (all against ETSU on Nov. 24, 2002):

Point: Kerbrell Brown, USC; Assist: Chuck Eidson, USC; Three-Pointer: Jerald Fields, ETSU; Rebound: Jerald Fields, ETSU; Steal: Jerald Fields, ETSU; Blocked Shot: Tony Kitchings, USC; Free Throw: Rolando Howell, USC. First Game: November 24, 2002 vs. ETSU (71-66 win)

Most Consecutive Wins: 9 (11/17/03-1/2/04)

Most Consecutive Losses: 4 (2/19/05-3/2/05)

Most Games in A Season: 20 (2004-05)

Most Wins in a Season: 17 (2004-05)

Most Losses in a Season: 7 (2006-07)

Largest Crowd: 18,000 vs. Kentucky (3/3/04) (65-84 loss)

Gamecock Home Court Record: 61-23 (38-4 Non Conference; 21-19 SEC)

Longest Home Winning Streak: 9, 11/17/03 - 1/02/04

Longest Home Losing Streak: 3, 1/15/03 - 2/1/03; 2/18/06 - 2/28/06; 1/7/07 - 1/16/07

Most Rebounds

52, Wofford (44) vs. USC (76), [49 individual, 3 team], 12/31/04

Fewest Rebounds

20, Lipscomb (68) vs. USC (75), 11/19/06

Most Assists

25, USC (83) vs. Tennessee (64), 1/17/04

Most Personal Fouls

28, Clemson (59) vs. USC (76), 2/12/03; USC (75) vs. Mississippi State (79), 2/11/04

Fewest Personal Fouls

8, LSU (64) vs. USC (61), (2/28/06); USC (68) vs Florida (62), (1/25/06); UNCA (51) vs. USC (71), 12/28/06

Two Teams**Most Points**

186, Vanderbilt (99) vs. USC (90), 3/3/07 (OT)

Fewest Points

100, USC (65) & Detroit Mercy (35), 12/31/05

Most Overtime Periods

1, Miss. State (61) & USC (56), OT, 2/23/08; Georgia (60) & USC (55), OT, 3/9/03; USC (90) & Alabama (82), OT, 2/4/04; Ole Miss (79) & USC (75), OT, 2/11/04; Clemson (63) & USC (62), OT, 12/4/04; SC State (65) & USC (68), OT, 12/22/04; Ole Miss (70) & USC (76), 3/13/05; Georgia (64) & USC (61), 1/14/06; Vanderbilt (99) vs. USC (90), 3/3/07

Most Field Goals Made

63, USC (92) vs. S.C. State (67), 11/9/07

Fewest Field Goals Made

35, USC (55) & Mississippi (49), 1/8/03

Most Field Goals Attempted

145, USC (83) vs. Gardner-Webb (74), 11/17/04

Fewest Field Goals Attempted

80, USC (54) vs. Princeton (42), 12/20/06

Most Three Pointers Made

30, USC (90) & Alabama (82), 2/4/04

Most Three Pointers Attempted

56, USC (90) & Alabama (82), 2/4/04

Most Free Throws Made

40, USC (76) & Clemson (59), 2/12/03

Fewest Free Throws Made

5, USC (73) & Wofford (43), 12/17/05

Most Free Throws Attempted

62, USC (75) & Miss. State (79), 2/11/04

Fewest Free Throws Attempted

6, USC (73) & Wofford (43), 12/17/05

Most Rebounds

99, USC (83) & Gardner-Webb (74), 11/17/03

Fewest Rebounds

52, Florida (84) vs. USC (50), 1/13/07

Most Assists

42, USC (83) & Gardner-Webb (74) 11/17/03

Most Personal Fouls

50, USC (76) & Clemson (59), 2/12/03

Fewest Personal Fouls

21, USC (73) & Wofford (43), 12/17/05



Individual

Most Points

35, Joe Crawford (Kentucky) vs. USC 3/5/08

Most Field Goals Made

11, Shan Foster (Vanderbilt) vs. USC, 3/3/07; Renaldo Balkman (USC) vs. Alabama, 2/18/06; Carlos Powell (USC) vs. Ole Miss, 3/3/05

Most Field Goals Attempted

24, Ron Slay (Tennessee) vs. USC, 2/19/03

Highest Field Goal % (min. 5 attempts)

.875 (7-8) Evaldas Baniulus vs. Vanderbilt, 2/9/08; Brandis Raley-Ross vs. Campbell, 11/28/07

Most Three Pointers Made

8, Mykal Riley (Alabama) vs. USC, 2/16/08

Most Three Pointers Attempted

14, Levi Stukes (UGA) vs. USC (1/14/06)

Most Free Throws Made

12, Chuck Eidson (USC) vs. Clemson, 2/12/03

Most Consecutive Free Throws Made

12, Chuck Eidson (USC) vs. Clemson, 2/12/03

Most Free Throws Attempted

13, Tre' Kelley (USC) vs. Vanderbilt, 2/28/07

Most Rebounds

18, Brandon Vincent (MSU) vs. USC, OT, 2/11/04

Most Assists

11, Devan Downey vs. The Citadel, 11/12/07; Cliff Hawkins (UK) vs. USC, 3/3/04



Evaldas Baniulus posted the highest-ever field goal percentage in Colonial Life Arena (formerly The Colonial Center) against Vanderbilt during the 2007-08 season, hitting seven shots in eight attempts (.875) from the floor.