

# SOUTHERN MISS

2009-10 BASKETBALL



**HISTORY &  
RECORDS**



# Individual/Team Records

## Individual

### Points Scored

Game: 45 by Berlin Ladner (vs. Samford), 2/21/68 at Hattiesburg  
 Season: 737 Nick Revon, 1953-54  
 Career: 2,136 Nick Revon, 1950-54

### Field Goal Attempts

Game: 35 by Mike Coleman (vs. Roanoke), 1/27/75 at Hattiesburg  
 Season: 525 by Randolph Keys, 1986-87  
 Career: 1,458 by Randolph Keys, 1985-88

### Field Goals Made

Game: 18 by Jerome Arnold (vs. Missouri-KC), 12/31/78 at Hattiesburg  
 Season: 266 by Nick Revon, 1953-54  
 Career: 828 by Tom Bishop, 1949-53

### Free Throw Attempts

Game: 24 by Nick Revon (vs. North Texas State), 1/7/54 at Hattiesburg  
 Season: 267 by Nick Revon, 1953-54  
 Career: 745 Clarence Weatherspoon, 1988-92

### Free Throws Made

Game: 19 by Jeremy Wise (vs. McNeese State), 12/18/08, at Hattiesburg  
 Season: 205 by Nick Revon, 1953-54  
 Career: 538 by Nick Revon, 1950-54

### Highest Field Goal Percentage

Game: 92.3 by Bruce Miller (vs. La.-Lafayette), 2/13/62 at Lafayette, La. (12-13)  
 Season: 71.3 by Vandarel Jones, 1997-98 (102-143)  
 Career: 65.1 by Vandarel Jones, 1997-01 (394-604)

### Highest Free Throw Percentage (min. 10 made per game)

Game: 100.0 by Jeremy Wise (vs. McNeese State), 12/18/08; by Jeremy Wise (vs. Rice), 1/26/08 (11-11); by Jeremy Wise (vs. Louisiana Tech), 12/19/07 in Biloxi, Miss. (12-12); by Eddie Jiles (at Eastern Kentucky), 2/2/81 (11-11); by Dallas Dale (at Wyoming), 12/29/90 (10-10); by Greg Lackey (vs. Mercer), 1/27/79 (10-10).  
 Season: 87.4 by Jimmie Floyd, 1997-98 (83-95)  
 Career: 82.3 Jeremy Wise, 2006-09 (511-621)

### Rebounds

Game: 32 Wendell Ladner (vs. Texas Pan American), 2/9/70 at Hattiesburg  
 Season: 436 Wendell Ladner, 1969-70  
 Career: 1,317 Clarence Weatherspoon, 1988-92

### Average Points Per Game

Season: 28.2 by Mike Coleman, 1974-75  
 Career: 20.5 by Wendell Ladner, 1967-70

### Average Rebounds Per Game

Season: 16.8 by Wendell Ladner, 1969-70  
 Career: 16.5 by Wendell Ladner, 1967-70

## Assists

Game: 16 by Casey Fisher (vs. Oregon Tech), 12/18/85 at Hattiesburg  
 Season: 222 by Dallas Dale, 1991-92  
 Career: 612 by Casey Fisher, 1985-88

## Team

### Points Scored

Game: 133 vs. Virginia Tech, 12/6/88, at Blacksburg, Va.  
 Season: 2,788, 1986-87 for 82.0 average (34 games)

### Field Goal Attempts

Game: 116 vs. Ole Miss, 12/15/70, at Oxford, Miss.  
 Season: 2,292 in 1986-87 (34 games)

### Field Goals Made

Game: 55 vs. Iowa Wesleyan, 12/2/78, at Hattiesburg  
 Season: 1,084 in 1951-52 (37 games)

### Free Throw Attempts

Game: 56 vs. Delta State, 2/18/56 and North Texas State, 1/7/54  
 Season: 943 in 1952-53 (35 games)

### Free Throws Made

Game: 38 vs. Tampa, 1/10/59, at Tampa  
 Season: 624 in 1952-53 (35 games)

### Highest Field Goal Percentage

Game: 68.8 vs. Spring Hill, 2/10/69, at Hattiesburg (44-64)  
 Season: 51.1 in 1989-90 (981-1919)

### Highest Free Throw Percentage (min. 10 made per game)

Game: 94.4 vs. Alabama State, 11/18/08, at Hattiesburg (17-18)  
 Season: 73.1 in 2004-05 (443-606)

### Rebounds

Game: 91 vs. Pan American, 2/9/70, at Hattiesburg  
 Season: 1,530 in 1969-70 (26 Games)

### Average Rebounds Per Game

Season: 58.8 in 1969-70 (26 Games)

### Fouls Committed

Game: 44 vs. Kentucky Wesleyan, 12/10/58, at Owensboro, Ky.  
 Season: 778 in 1952-53 (35 Games)

### Fouls Committed (Both Teams)

Game: 79 vs. Kentucky Wesleyan (KW 35, USM 44), 12/10/58, at Owensboro, Ky.

### Assists

Game: 40 vs. Virginia Tech, 1/16/88, at Hattiesburg  
 Season: 654 in 1986-87 (34 Games)

# Single Game Records

## Points Scored

|     |    |  |          |
|-----|----|--|----------|
| 1.  | 45 | Berlin Ladner vs. Samford                    | 2/21/68  |
| 2.  | 41 | Jerome Arnold vs. UMKC                       | 12/13/78 |
|     |    | 41 Damien Smith vs. Ole Miss                 | 12/19/95 |
|     |    | 41 John White vs. Virginia Tech              | 2/6/88   |
| 5.  | 40 | Mike Coleman vs. Centenary                   | 1/16/75  |
| 6.  | 38 | Mike Coleman vs. Wisconsin-Milwaukee         | 2/13/75  |
|     |    | 38 Mike Coleman vs. Georgia Southern         | 1/18/75  |
|     |    | 38 Danny Thornsberry vs. Ole Miss            | 12/15/71 |
|     |    | 38 Wendell Ladner vs. Northwestern (La.) St. | 12/7/67  |
| 10. | 37 | Darrin Chancellor vs. Virginia Tech          | 1/12/91  |
| 37  |    | Jerome Arnold vs. Missouri Western           | 11/29/78 |

## Field Goals Made

|    |    |  |          |
|----|----|--|----------|
| 1. | 18 | Jerome Arnold vs. UMKC                       | 12/13/78 |
| 2. | 17 | Danny Thornsberry vs. Ole Miss               | 12/15/71 |
|    |    | 17 Tom Yachinich vs. Florida State           | 12/7/70  |
|    |    | 17 Berlin Ladner vs. Samford                 | 2/21/68  |
| 5. | 16 | Jerome Arnold vs. Missouri Western           | 11/29/78 |
|    |    | 16 Mike Coleman vs. Wisconsin-Milwaukee      | 2/13/75  |
|    |    | 16 Mike Coleman vs. Georgia Southern         | 1/18/75  |
|    |    | 16 Mike Coleman vs. Centenary                | 1/16/75  |
|    |    | 16 Wendell Ladner vs. Northwestern (La.) St. | 12/7/67  |
|    |    | 16 Wendell Ladner vs. Northwestern (La.) St. | 12/7/67  |

## Field Goals Attempted

|    |    |                                      |          |
|----|----|--------------------------------------|----------|
| 1. | 35 | Mike Coleman vs. Roanoke             | 1/27/75  |
| 2. | 34 | Danny Thornsberry vs. Ole Miss       | 12/15/71 |
|    |    | 34 Berlin Ladner vs. Samford         | 2/21/68  |
| 4. | 33 | Wendell Ladner vs. Northwestern St.  | 1/27/68  |
| 5. | 32 | Mike Coleman vs. Wisconsin-Milwaukee | 2/13/75  |
| 6. | 31 | Mike Coleman vs. NW Oklahoma St.     | 1/4/75   |
|    |    | 31 Mike Coleman vs. Delta State      | 12/4/74  |
| 8. | 30 | Jerome Arnold vs. UMKC               | 12/13/78 |
|    |    | 30 Mike Coleman vs. Centenary        | 1/16/75  |
|    |    | 30 Mike Coleman vs. American         | 1/6/75   |

## 3-Point Field Goals Made

|    |    |   |          |
|----|----|---|----------|
| 1. | 10 | Bernard Haslett vs. Memphis               | 2/10/93  |
| 2. | 9  | Clement Carter vs. William Carey          | 12/22/03 |
| 3. | 8  | Bernard Haslett vs. Old Dominion          | 3/1/93   |
|    |    | 8 Terry Cameron vs. Louisville            | 1/21/93  |
| 5. | 7  | Jimmie Floyd vs. Florida Tech             | 12/10/94 |
|    |    | 7 Bernard Haslett vs. South Alabama       | 1/11/94  |
|    |    | 7 Bernard Haslett vs. Louisville          | 1/21/93  |
|    |    | 7 Bernard Haslett vs. Chattanooga         | 12/19/92 |
|    |    | 7 Bernard Haslett vs. Louisiana-Lafayette | 1/30/91  |
|    |    | 7 Casey Fisher vs. Memphis                | 1/21/88  |

## 3-Point Field Goals Attempted

|    |    |                                   |          |
|----|----|-----------------------------------|----------|
| 1. | 20 | Bernard Haslett vs. Old Dominion  | 3/1/93   |
| 2. | 17 | Bernard Haslett vs. Charlotte     | 3/12/93  |
| 3. | 16 | Jimmie Floyd vs. Florida Tech     | 12/10/94 |
|    |    | 16 Terry Cameron vs. Louisville   | 1/21/93  |
| 5. | 15 | Neil Reed vs. UAB                 | 2/20/99  |
|    |    | 15 Bernard Haslett vs. Memphis    | 2/10/93  |
|    |    | 15 Bernard Haslett vs. Louisville | 1/21/93  |



*Bernard Haslett*

|    |                                       |          |
|----|---------------------------------------|----------|
| 15 | John White vs. Virginia Tech          | 2/6/88   |
| 9. | 14 David Wall vs. Houston             | 3/1/00   |
|    | 14 Bernard Haslett vs. Clemson        | 3/17/94  |
|    | 14 Bernard Haslett vs. Tulane         | 2/19/94  |
|    | 14 Bernard Haslett vs. Chattanooga    | 1/2/94   |
|    | 14 Bernard Haslett vs. Tennessee Tech | 12/22/92 |
|    | 14 Bernard Haslett vs. Chattanooga    | 12/19/92 |

## Free Throws Made

|    |    |  |          |
|----|----|--|----------|
| 1. | 19 | Jeremy Wise vs. McNeese State          | 12/18/08 |
| 2. | 17 | Sai'Quon Stone vs. East Carolina       | 1/24/07  |
|    |    | 17 Nick Revon vs. North Texas State    | 1/7/54   |
| 4. | 15 | John White vs. Virginia Tech           | 2/6/88   |
| 5. | 14 | Sai'Quon Stone vs. UTEP                | 1/31/07  |
|    |    | 14 Charles Gaines vs. Jackson State    | 11/25/02 |
|    |    | 14 Damien Smith vs. Ole Miss           | 12/19/95 |
|    |    | 14 Darrin Chancellor vs. Virginia Tech | 1/12/91  |
|    |    | 14 John Vitrano vs. West Florida       | 12/28/68 |
|    |    | 14 Bob Garrison vs. Centenary          | 1/11/55  |

## Free Throws Attempted

|    |    |                                     |          |
|----|----|-------------------------------------|----------|
| 1. | 24 | Nick Revon vs. North Texas State    | 1/7/54   |
| 2. | 20 | Sai'Quon Stone vs. East Carolina    | 1/24/07  |
|    |    | 20 Bob Garrison vs. Centenary       | 1/11/55  |
| 4. | 19 | Jeremy Wise vs. McNeese State       | 12/18/08 |
|    |    | 19 Charles Gaines vs. Jackson State | 11/25/02 |
|    |    | 19 John White vs. Virginia Tech     | 2/6/88   |
| 7. | 18 | Berlin Ladner vs. Louisiana-Monroe  | 12/1/67  |

|    |                                      |          |
|----|--------------------------------------|----------|
| 18 | Damien Smith vs. Ole Miss            | 12/19/95 |
| 9. | 17 Ronnie Malone vs. South Alabama   | 1/2/74   |
|    | 17 Ronnie Malone vs. Georgia State   | 12/1/73  |
|    | 17 Danny Thornsberry vs. Chattanooga | 2/7/72   |

## Turnovers

|    |    |                                       |          |
|----|----|---------------------------------------|----------|
| 1. | 10 | Jeremy Wise at Houston                | 2/27/08  |
|    |    | 10 Jeremy Wise vs. Houston            | 3/8/07   |
|    |    | 10 Marcus Crowell vs. Cincinnati      | 3/9/90   |
| 4. | 9  | Vandarel Jones vs. Auburn             | 12/30/00 |
|    |    | 9 Russell Johnson vs. South Carolina  | 2/17/90  |
|    |    | 9 Marcus Crowell vs. Louisville       | 1/29/90  |
|    |    | 9 Casey Fisher vs. Virginia Tech      | 3/6/87   |
| 8. | 8  | Jeremy Wise vs. Auburn                | 1/2/07   |
|    |    | 8 Kyle Lamonte vs. New Orleans        | 12/3/05  |
|    |    | 8 Glen Whisby vs. Kansas              | 12/27/91 |
|    |    | 8 Darrin Chancellor vs. South Alabama | 2/14/91  |
|    |    | 8 John White vs. South Alabama        | 1/18/88  |
|    |    | 8 Larry Boyd vs. Virginia Tech        | 1/24/83  |
|    |    | 8 John Prince vs. Charlotte           | 1/24/76  |

## Blocks

|    |    |                                 |          |
|----|----|---------------------------------|----------|
| 1. | 10 | Daron Jenkins vs. Auburn        | 12/29/89 |
|    |    | 10 Ronald Jackson vs. Mercer    | 1/26/80  |
| 3. | 9  | Glen Whisby vs. Louisville      | 2/29/92  |
| 4. | 8  | Gjio Bain vs. Belhaven          | 11/12/07 |
|    |    | 8 Vandarel Jones vs. USF        | 03/03/01 |
|    |    | 8 Carlos Booker vs. New Orleans | 11/30/99 |



# Single Game Records



Willie Brown

|    |  |          |
|----|--|----------|
| 8  | Clarence Weatherspoon vs. USF              | 3/13/92  |
| 8  | Clarence Weatherspoon vs. South Ala.       | 11/29/91 |
| 9. | 7 Glen Whisby vs. Virginia Tech            | 1/7/93   |
| 7  | Daron Jenkins vs. New Orleans              | 1/22/90  |
| 7  | Daron Jenkins vs. Northwestern (La.) State | 1/3/90   |

### Steals

|    |  |          |
|----|--|----------|
| 1. | 8 Edgar Eason vs. Cal Poly-Pomona        | 11/30/81 |
| 2. | 7 Jason Forte vs. Tulane                 | 3/1/06   |
| 7  | Dante Stiggers vs. Alcorn State          | 12/11/04 |
| 7  | Curtis Green vs. Florida State           | 1/29/83  |
| 7  | Edgar Eason vs. Missouri-Saint Louis     | 11/28/81 |
| 6. | 6 Jeremy Wise vs. South Alabama          | 12/2/08  |
| 6  | David Haywood vs. at Iowa                | 12/7/02  |
| 6  | Kilavorus Thompson vs. South Alabama     | 11/28/00 |
| 6  | Willie Brown vs. Tennessee Tech          | 12/22/86 |
| 6  | Casey Fisher vs. Oregon Tech             | 12/18/85 |
| 6  | Larry Boyd vs. Pan American              | 1/28/82  |
| 6  | Kenny Smith vs. Tulane                   | 2/7/80   |
| 6  | Kenny Smith vs. Northwestern (La.) State | 1/31/80  |
| 6  | Joe Dawson vs. Illinois College          | 1/15/80  |
| 6  | Kenny Smith vs. Indiana Southeast        | 12/15/79 |
| 6  | Jerome Arnold vs. Tulane                 | 2/12/79  |

### Assists

|     |   |          |
|-----|---|----------|
| 1.  | 16 Casey Fisher vs. Oregon Tech         | 12/18/85 |
| 2.  | 14 Kenny Siler vs. Florida State        | 1/18/86  |
| 14  | Steve Greene vs. Southeastern Louisiana | 12/16/72 |
| 4.  | 13 Terry Cameron vs. Old Dominion       | 3/1/93   |
| 13  | Carey Martin vs. Virginia Tech          | 1/7/93   |
| 13  | Dallas Dale vs. USF                     | 3/4/92   |
| 13  | Casey Fisher vs. Virginia Tech          | 1/16/88  |
| 13  | Casey Fisher vs. Samford                | 12/29/86 |
| 13  | Steve Fields vs. UNC Asheville          | 1/28/78  |
| 10. | 12 Jeremy Wise at East Carolina         | 2/16/08  |
| 12  | Solomon Brown vs. McNeese State         | 11/27/04 |

|    |                                      |          |
|----|--------------------------------------|----------|
| 12 | Dallas Dale vs. USF                  | 2/8/92   |
| 12 | Dallas Dale vs. East Tennessee State | 12/8/91  |
| 12 | Casey Fisher vs. Louisiana-Lafayette | 2/16/88  |
| 12 | Casey Fisher vs. Tennessee Tech      | 12/16/85 |
| 12 | Kenny Smith vs. Centenary            | 1/13/79  |
| 12 | John Prince vs. McNeese State        | 12/9/76  |

### Rebounds

|    |   |         |
|----|---|---------|
| 1. | 32 Wendell Ladner vs. Pan American        | 2/9/70  |
| 2. | 31 Wendell Ladner vs. Old Dominion        | 1/27/70 |
| 3. | 30 Wendell Ladner vs. Louisville          | 12/7/69 |
| 4. | 29 Wendell Ladner vs. Chattanooga         | 2/16/70 |
| 29 | Wendell Ladner vs. Northwestern (La.) St. | 1/27/68 |
| 6. | 28 Wendell Ladner vs. Louisiana Tech      | 1/29/68 |
| 7. | 27 Wendell Ladner vs. New Orleans         | 1/7/70  |
| 8. | 26 Mike Coleman vs. Wisconsin-Milwaukee   | 2/13/75 |
| 9. | 25 Wendell Ladner vs. West Florida        | 1/19/70 |
| 25 | Wendell Ladner vs. Louisiana Tech         | 1/20/69 |
| 25 | Wendell Ladner vs. Delta State            | 2/20/68 |

### Opponent Scoring

|     |                                 |          |
|-----|---------------------------------|----------|
| 1.  | 57 Johnny Neumann, Ole Miss     | 12/15/70 |
| 2.  | 52 Robert McKiver, Houston      | 2/27/08  |
| 3.  | 51 Bimbo Coles, Virginia Tech   | 2/6/88   |
| 4.  | 50 Dan Cramer, Denver           | 2/4/74   |
| 50  | Mike Nordholz, Alabama          | 12/12/66 |
| 6.  | 46 Eugene Oliver, South Alabama | 2/14/74  |
| 7.  | 45 Paul Lyons, St. Bernard      | 1/8/68   |
| 8.  | 43 Jack Dorsey, Georgia         | 12/21/74 |
| 9.  | 42 Bimbo Coles, Virginia Tech   | 2/4/89   |
| 10. | 41 Steve Logan, Cincinnati      | 2/15/02  |
| 41  | Bruce King, Corpus Christi      | 2/26/73  |
| 41  | Bill Pickens, Georgia Southern  | 12/16/61 |

### Opponent Rebounds

|    |                             |         |
|----|-----------------------------|---------|
| 1. | 33 Robert Parish, Centenary | 1/27/73 |
|----|-----------------------------|---------|

|    |                                   |          |
|----|-----------------------------------|----------|
| 2. | 23 Robert Parish, Centenary       | 1/10/74  |
| 23 | Walter Scrubbs, Delta State       | 12/14/72 |
| 4. | 22 R. Morgan, North Texas State   | 12/19/87 |
| 22 | Dwight Jones, Houston             | 11/27/72 |
| 6. | 21 Charlie Bishop, Louisiana Tech | 2/20/67  |
| 21 | C.A. Core, Southeastern Louisiana | 12/5/67  |
| 21 | Tom Kerwin, Centenary             | 2/14/64  |
| 9. | 20 Lorenzen Wright, Memphis       | 1/17/95  |
| 20 | Todd Hill, Louisiana-Lafayette    | 1/3/93   |
| 20 | Jack Dorsey, Georgia              | 12/21/74 |
| 20 | Arnoldo Vera, Pan American        | 2/16/74  |
| 20 | Fly Williams, Austin Peay         | 1/3/74   |
| 20 | Dwight Jones, Houston             | 1/27/72  |
| 20 | Mike Green, Louisiana Tech        | 1/6/72   |
| 20 | Steve Davidson, West Texas State  | 1/23/71  |

### Opponent Field Goals Made

|     |                                    |          |
|-----|------------------------------------|----------|
| 1.  | 24 Dan Cramer, Denver              | 2/4/74   |
| 2.  | 22 Mike Nordholz, Alabama          | 12/12/66 |
| 3.  | 20 Johnny Neumann, Ole Miss        | 12/15/70 |
| 4.  | 19 Eugene Oliver, South Alabama    | 2/14/74  |
| 19  | Paul Lyons, St. Bernard            | 1/8/68   |
| 6.  | 18 Chris Jackson, LSU              | 11/15/89 |
| 18  | Sam Drummer, Austin Peay           | 1/5/76   |
| 18  | Ross Robinson, Roanoke             | 1/27/75  |
| 18  | Bruce King, Corpus Christi         | 2/26/73  |
| 10. | 17 Robert McKiver, Houston         | 2/27/08  |
| 17  | John Best, Tennessee Tech          | 12/22/92 |
| 17  | David Pickett, Louisiana-Monroe    | 1/28/74  |
| 17  | Robert Parish, Centenary           | 1/11/73  |
| 17  | Mike Green, Louisiana Tech         | 12/18/72 |
| 17  | Walt Szczerziak, George Washington | 12/8/70  |

### Opponent Field Goals Attempted

|    |                                  |          |
|----|----------------------------------|----------|
| 1. | 44 Johnny Neumann, Ole Miss      | 12/15/70 |
| 2. | 39 Dan Cramer, Denver            | 2/4/74   |
| 3. | 34 Robert McKiver, Houston       | 2/27/08  |
| 34 | Ross Robinson, Roanoke           | 1/27/75  |
| 5. | 33 Fly Williams, Austin Peay     | 1/3/74   |
| 6. | 32 Sam Drummer, Austin Peay      | 1/5/76   |
| 7. | 31 Jack Dorsey, Georgia          | 12/21/74 |
| 8. | 30 Bimbo Coles, Virginia Tech    | 2/6/88   |
| 30 | Teko Wynder, Mercer              | 12/12/74 |
| 30 | Mike Nordholz, Alabama           | 12/12/66 |
| 30 | Mike Stauder, Christian Brothers | 12/13/65 |

### Opponent Turnovers

|    |                                    |          |
|----|------------------------------------|----------|
| 1. | 11 Tony William, Florida State     | 1/29/83  |
| 2. | 10 Brandon Spann, Tulane           | 02/24/01 |
| 10 | Pee Wee Barber, Florida State      | 1/24/87  |
| 10 | Tommy Baker, Eastern Kentucky      | 1/21/80  |
| 5. | 9 Glen Worley, Iowa                | 12/7/02  |
| 9  | Calvin Earl, Oregon Tech           | 12/18/85 |
| 9  | Darrell Walker, Arkansas           | 12/22/80 |
| 8. | 8 Jumane Reed, Alcorn State        | 12/20/07 |
| 8  | Kevin Thomas, Southern-New Orleans | 12/6/06  |
| 8  | Marcus Fleming, Alcorn State       | 11/21/00 |

# Single Game Records

|   |                               |          |
|---|-------------------------------|----------|
| 8 | Ervin Garnes, Ole Miss        | 12/19/95 |
| 8 | Shawn Good, Virginia Tech     | 1/7/95   |
| 8 | Jim Jackson, Virginia Tech    | 1/29/94  |
| 8 | Irving Thomas, Florida State  | 1/31/90  |
| 8 | George McCloud, Florida State | 3/5/88   |
| 8 | Elliott Perry, Memphis        | 1/21/88  |
| 8 | Darrel Thomas, Samford        | 12/29/86 |
| 8 | Mike Roberts, Georgia College | 12/18/86 |
| 8 | Willie Jones, Oregon Tech     | 12/18/85 |
| 8 | Brad Goshien, Arkansas State  | 12/11/85 |
| 8 | Ed Barnes, Biscayne           | 1/10/81  |
| 8 | Otis Jackson, Memphis         | 12/6/80  |
| 8 | David Burns, Saint Louis      | 2/18/80  |

## Opponent Blocks

|    |   |                                |          |
|----|---|--------------------------------|----------|
| 1. | 9 | Jermareo Davidson, Alabama     | 12/16/06 |
|    | 9 | Gerrick Morris, USF            | 2/13/04  |
| 3. | 8 | Kyle Davis, Auburn             | 12/30/02 |
|    | 8 | Kelly Wise, Memphis            | 1/29/00  |
| 5. | 7 | Jason Jennings, Arkansas State | 12/1/01  |
|    | 7 | Beau Zach Smith, Louisville    | 1/21/96  |
|    | 7 | John Hollinden, ISU Evansville | 12/27/80 |
| 8. | 6 | Kleon Penn, McNeese State      | 12/23/07 |
|    | 6 | Donnie Stith, Tulane           | 2/3/07   |
|    | 6 | Joey Dorsey, Memphis           | 1/13/07  |
|    | 6 | Martin Iiti, Charlotte         | 2/26/05  |
|    | 6 | Anwar Ferguson, Houston        | 2/3/04   |
|    | 6 | Quincy Davis, Tulane           | 1/31/04  |
|    | 6 | Eric Hicks, Cincinnati         | 3/12/03  |
|    | 6 | Jimmy Carruth, Virginia Tech   | 1/7/93   |
|    | 6 | Jeff Roulston, South Carolina  | 2/17/90  |
|    | 6 | Pervis Ellison, Louisville     | 2/22/89  |

## Opponent Steals

|    |   |                                |          |
|----|---|--------------------------------|----------|
| 1. | 9 | Bojan Popovich, South Carolina | 2/17/90  |
| 2. | 7 | Bernard Smith, Houston         | 3/1/00   |
|    | 7 | Marcus Walton, Alcorn State    | 12/6/93  |
|    | 7 | R Robertson, North Texas State | 1/11/89  |
| 5. | 6 | Dwight Boatner, McNeese State  | 1/2/06   |
|    | 6 | Eddie Basden, Charlotte        | 2/26/05  |
|    | 6 | Darius Washington, Memphis     | 1/9/05   |
|    | 6 | Donell Taylor, UAB             | 1/5/05   |
|    | 6 | Yusef Baker, USF               | 3/1/03   |
|    | 6 | Everick Sullivan, Louisville   | 1/29/90  |
|    | 6 | Chris Jackson, LSU             | 11/15/89 |
|    | 6 | Dell Curry, Virginia Tech      | 1/24/83  |
|    | 6 | Kirk Naler, Tennessee          | 12/14/84 |
|    | 6 | Oscar Taylor, New Orleans      | 2/25/82  |
|    | 6 | Glenn Rivers, Marquette        | 1/7/81   |

## Opponent Assists

|    |    |                                  |          |
|----|----|----------------------------------|----------|
| 1. | 16 | Norman Jackson, Austin Peay      | 1/5/76   |
| 2. | 13 | Low Richie, Clemson              | 3/17/94  |
|    | 13 | Carl Jordan, Louisiana-Lafayette | 1/19/80  |
| 4. | 12 | Antonio Burks, Memphis           | 2/1/03   |
|    | 12 | Maurice Houston, Tennessee Tech  | 12/22/92 |
|    | 12 | Charlie Ward, Florida State      | 2/26/91  |

|     |                              |  |          |
|-----|------------------------------|--|----------|
| 12  | Grayson Marshall, Clemson    | 12/15/87                               |          |
| 12  | Wilbanks, Texas-Pan American | 12/6/76                                |          |
| 10. | 11                           | Taylor Rochestie, Tulane               | 2/9/05   |
|     | 11                           | Sammy Mejia, DePaul                    | 2/28/04  |
|     | 11                           | Adam Chiles, Murray State              | 11/29/03 |
|     | 11                           | Reece Gaines, Louisville               | 1/29/03  |
|     | 11                           | Reggie Kohn, USF                       | 1/14/03  |
|     | 11                           | Donald Anderson, Old Dominion          | 2/4/93   |
|     | 11                           | Champ Wrencher, Auburn                 | 12/14/91 |
|     | 11                           | Chris Corchianni, North Carolina State | 3/14/91  |
|     | 11                           | Boobie James, South Alabama            | 1/8/90   |
|     | 11                           | Van Usher, Tennessee Tech              | 12/6/90  |
|     | 11                           | Bimbo Coles, Virginia Tech             | 2/6/88   |
|     | 11                           | Tony William, Florida State            | 2/4/84   |
|     | 11                           | Larry Friend, Southern Cal             | 11/30/84 |
|     | 11                           | Bruce Jones, Eastern Kentucky          | 1/5/80   |
|     | 11                           | Tom Hicks, Tulane                      | 1/12/76  |

## Opponent Free Throws Made

|    |    |                             |          |
|----|----|-----------------------------|----------|
| 1. | 19 | Doug Linville, West Florida | 12/28/68 |
|    | 19 | Gary Daniels, The Citadel   | 1/15/62  |
|    | 19 | Forrest Arnold, Memphis     | 12/15/55 |
| 4. | 18 | Dominic Smith, Houston      | 1/23/02  |
|    | 18 | John Taft, Marshall         | 12/28/88 |
|    | 18 | Bimbo Coles, Virginia Tech  | 2/6/88   |
|    | 18 | Jimmy Hagan, Tennessee Tech | 12/13/58 |
| 8. | 17 | Stefon Jackson, UTEP        | 1/31/09  |
|    | 17 | Chad Copeland, Chattanooga  | 1/2/94   |
|    | 17 | Johnny Neumann, Ole Miss    | 12/15/70 |

## Opponent Free Throws Attempted

|    |    |                                     |          |
|----|----|-------------------------------------|----------|
| 1. | 27 | Bimbo Coles, Virginia Tech          | 2/6/88   |
| 2. | 24 | Gary Daniels, The Citadel           | 1/15/62  |
| 3. | 23 | Doug Linville, West Florida         | 12/28/68 |
| 4. | 22 | Bradley Mosley, USF                 | 2/13/04  |
|    | 22 | Ralph Newell, Belhaven              | 12/7/65  |
|    | 22 | Forrest Arnold, Memphis             | 12/15/55 |
| 7. | 20 | Rodney Carney, Memphis              | 2/24/04  |
|    | 20 | Elton Nesbitt, Georgia Southern     | 12/17/03 |
|    | 20 | Dominic Smith, Houston              | 1/23/02  |
|    | 20 | Harlen Stanley, Mississippi College | 1/12/65  |
|    | 20 | Jimmy Hagan, Tennessee Tech         | 12/13/58 |

## Opponent Three-Point FGMS

|    |   |                                 |          |
|----|---|---------------------------------|----------|
| 1. | 8 | Derek Turner, South Alabama     | 1/8/90   |
| 2. | 7 | Kelvin Lewis, Houston           | 1/17/09  |
|    | 7 | Robert McKiver, Houston         | 2/27/08  |
| 4. | 6 | Robert Vaden, UAB               | 3/12/09  |
|    | 6 | Robert Vaden, UAB               | 2/21/09  |
|    | 6 | Conor Frizzelle, Rice           | 2/11/09  |
|    | 6 | Jermaine Tayler, UCF            | 3/13/08  |
|    | 6 | Stefon Jackson, UTEP            | 1/30/08  |
|    | 6 | Robert Vaden, UAB               | 1/16/08  |
|    | 6 | Josh Whitson, Blue Mountain     | 11/29/07 |
|    | 6 | Courtney Captain, East Carolina | 1/24/07  |
|    | 6 | Marvett McDonald, UAB           | 1/28/06  |
|    | 6 | P. J. Arnold, UAB               | 2/03/01  |

## Opponent Three-Point Field Goals Attempted

|    |    |                                    |          |
|----|----|------------------------------------|----------|
| 1. | 17 | Robert McKiver, Houston            | 2/27/08  |
|    | 17 | Wally Lancaster, Virginia Tech     | 2/6/88   |
| 3. | 16 | Kelvin Lewis, Houston              | 1/17/09  |
| 4. | 15 | Jermaine Taylor, UCF               | 3/13/08  |
|    | 15 | James Parlow, New Orleans          | 12/3/05  |
|    | 15 | Steve Hall, Virginia Tech          | 2/27/93  |
|    | 15 | Sydney Grider, Louisiana-Lafayette | 2/15/89  |
| 8. | 13 | Steve Logan, Cincinnati            | 2/15/02  |
|    | 13 | Radenko Dobras, USF                | 3/13/92  |
|    | 13 | Anthony Jones, Louisiana-Monroe    | 12/15/90 |
|    | 13 | Jay Cook, McNeese State            | 2/19/90  |
|    | 13 | Gerald Collins, Chicago State      | 3/1/89   |

## Largest Margins of Victory

|     |    |                             |                        |
|-----|----|-----------------------------|------------------------|
| 1.  | 66 | 103-37 vs. Troy State       | 11/30/51 at the SA     |
| 2.  | 57 | 114-57 vs. Missouri Western | 11/29/78 at RGC        |
| 3.  | 56 | 113-57 vs. Spring Hill      | 11/22/06 at RGC        |
| 4.  | 54 | 131-77 vs. Iowa Wesleyan    | 12/2/78 at RGC         |
| 5.  | 53 | 93-40 vs. Culver Stockton   | 12/14/53 at SA         |
| 6.  | 48 | 128-80 vs. Florida Tech     | 12/4/67 at RGC         |
| 7.  | 47 | 92-45 vs. Belhaven          | 11/12/07 at RGC        |
| 8.  | 46 | 87-41 vs. Arkansas Tech     | 12/19/00 at RGC        |
|     | 46 | 91-45 vs. Indiana Southeast | 12/18/82 at RGC        |
| 10. | 45 | 97-52 vs. Louisiana-Monroe  | 1/2/53 at the SA       |
|     | 45 | 88-43 vs. Louisiana-Monroe  | 2/11/53 at Monroe, La. |

## Largest Margins of Defeat

|     |    |                              |                                |
|-----|----|------------------------------|--------------------------------|
| 1.  | 52 | 37-89 vs. Cincinnati         | 2/15/02 at Cincinnati, Ohio    |
| 2.  | 46 | 46-92 vs. Auburn             | 12/30/02 at Auburn, Ala.       |
| 3.  | 45 | 62-107 vs. Louisville        | 1/11/05 at RGC                 |
| 4.  | 43 | 65-108 vs. West Texas State  | 1/23/72 at Canyon, Texas       |
| 5.  | 42 | 35-77 vs. Arkansas           | 11/30/05 at Fayetteville, Ark. |
|     | 42 | 63-105 vs. South Carolina    | 2/6/89 at Columbia, S.C.       |
| 7.  | 41 | 80-121 vs. Old Dominion      | 2/5/71 at Norfolk, Va.         |
|     | 41 | 65-106 vs. Centenary         | 2/13/71 at Shreveport, La.     |
|     | 41 | 82-123 vs. Louisiana Tech    | 1/6/72 at RGC                  |
| 10. | 40 | 64-104 vs. Gustavus Adolphus | 3/9/54 at Kansas City, Ks.     |
|     | 40 | 54-94 vs. Murray State       | 11/29/03 at Murray, Ky.        |

## Most Three-Pointers Against USM in a Game

|       |  |
|-------|--|
| 16-24 | Rice, 2/11/09 at Houston, Texas                    |
| 15-27 | UAB, 2/21/09, at Birmingham, Ala.                  |
| 15-37 | Houston, 2/27/08 at Houston, Texas                 |
| 15-41 | Blue Mountain, 11/29/07 at RGC                     |
| 14-24 | Memphis, 2/1/03 at Memphis, Tenn.                  |
| 13-27 | Louisiana-Lafayette, 2/15/89 at Lafayette, La.     |
| 12-26 | UTEP, 1/30/08 at El Paso, Texas                    |
| 12-25 | North Carolina State, 3/14/91 at College Park, Md. |
| 11-17 | Auburn, 2/22/93 at RGC                             |
| 11-24 | USF, 1/9/93 at Tampa, Fla.                         |
| 11-25 | Tennessee Tech, 12/22/92 at Cookeville, Tenn.      |
| 11-30 | Houston, 1/15/05 at Houston, Texas                 |
| 11-32 | Louisiana-Lafayette, 1/20/90 at RGC                |
| 11-33 | Tulane, 2/9/05 at New Orleans, La.                 |

# Single-Season Records



Coach Lee Floyd and Nick Revon

## Scoring

| No.Pts. | Name                  | Years   |
|---------|-----------------------|---------|
| 1. 737  | Nick Revon            | 1953-54 |
| 2. 647  | Clarence Weatherspoon | 1991-92 |
| 3. 628  | Nick Revon            | 1951-52 |
| 4. 617  | Jeremy Wise           | 2007-08 |
| 5. 598  | Tom Bishop            | 1950-51 |
| 6. 597  | Ronnie Malone         | 1973-74 |
| 7. 593  | Bernard Haslett       | 1993-94 |
| 8. 574  | Derrek Hamilton       | 1987-88 |
| 9. 570  | Darrin Chancellor     | 1989-90 |
| 10. 569 | Clarence Weatherspoon | 1989-90 |

## Scoring Average

| No.Pts. | Name          | Years   |
|---------|---------------|---------|
| 1. 28.2 | Mike Coleman  | 1974-75 |
| 2. 23.8 | Nick Revon    | 1953-54 |
| 3. 23.0 | Ronnie Malone | 1973-74 |

|          |                       |         |
|----------|-----------------------|---------|
| 4. 22.4  | Wendell Ladner        | 1968-69 |
| 5. 22.3  | Clarence Weatherspoon | 1991-92 |
| 6. 21.4  | Wendell Ladner        | 1967-68 |
| 7. 20.7  | Charlie Payne         | 1964-65 |
| 8. 20.6  | Darrin Chancellor     | 1988-89 |
| 9. 20.5  | Gary Kochersperger    | 1966-67 |
| 10. 20.0 | John Prince           | 1976-77 |
| 20.0     | Danny Thornsberry     | 1971-72 |

## Field Goals Made

| No.FGM | Name                  | Years   |
|--------|-----------------------|---------|
| 1. 266 | Nick Revon            | 1953-54 |
| 2. 258 | Tom Bishop            | 1950-51 |
| 3. 246 | Clarence Weatherspoon | 1991-92 |
| 4. 243 | Randolph Keys         | 1986-87 |
| 5. 241 | Nick Revon            | 1951-52 |
| 6. 239 | Derrek Hamilton       | 1987-88 |
| 7. 233 | Mike Coleman          | 1974-75 |

|         |                |         |
|---------|----------------|---------|
| 8. 231  | Wendell Ladner | 1968-69 |
| 9. 228  | Ronnie Malone  | 1973-74 |
| 10. 226 | Wendell Ladner | 1967-68 |

## Field Goals Attempted (Since 1955-56)

| No.FGA  | Name            | Years   |
|---------|-----------------|---------|
| 1. 525  | Randolph Keys   | 1986-87 |
| 2. 503  | Wendell Ladner  | 1967-68 |
| 3. 501  | Bob Kinney      | 1956-57 |
| 4. 492  | Mike Coleman    | 1974-75 |
| 5. 481  | Bernard Haslett | 1993-94 |
| 6. 473  | Wendell Ladner  | 1969-70 |
| 7. 458  | Rich Corsetto   | 1970-71 |
| 8. 455  | Randolph Keys   | 1987-88 |
| 455     | Jerome Arnold   | 1978-79 |
| 10. 449 | Jeremy Wise     | 2007-08 |

## Field Goal Percentage (Min. 100 Made)

| No.Pct. | Name                  | Years             |
|---------|-----------------------|-------------------|
| 1. 71.3 | Vandarel Jones        | 1997-98 (102-143) |
| 2. 61.7 | Vandarel Jones        | 2000-01 (140-227) |
| 3. 61.5 | Joe Dawson            | 1979-80 (209-340) |
| 4. 60.5 | Clarence Weatherspoon | 1989-90 (205-339) |
| 5. 58.9 | Clarence Weatherspoon | 1990-91 (195-331) |
| 6. 58.3 | Joe Dawson            | 1981-82 (176-302) |
| 7. 57.9 | James Williams        | 1982-83 (103-178) |
| 57.9    | John Vitrano          | 1967-68 (143-247) |
| 9. 57.8 | Joe Dawson            | 1980-81 (156-270) |
|         | John Vitrano          | 1968-69 (104-180) |

## Free Throws Made

| No.FTM | Name                  | Years   |
|--------|-----------------------|---------|
| 1. 205 | Nick Revon            | 1953-54 |
| 2. 198 | Jeremy Wise           | 2007-08 |
| 3. 177 | Jeremy Wise           | 2008-09 |
| 4. 162 | Sai'Quon Stone        | 2006-07 |
| 5. 159 | Clarence Weatherspoon | 1989-90 |
| 6. 147 | Nick Revon            | 1951-52 |
| 7. 141 | Ronnie Malone         | 1973-74 |
| 8. 137 | Charles Gaines        | 2002-03 |
| 9. 136 | Charles Gaines        | 2003-04 |
| 136    | Jeremy Wise           | 2006-07 |

## Free Throws Attempted

| No.FTA  | Name                  | Years   |
|---------|-----------------------|---------|
| 1. 267  | Nick Revon            | 1953-54 |
| 2. 250  | Ronnie Malone         | 1973-74 |
| 3. 242  | Jeremy Wise           | 2007-08 |
| 4. 234  | Clarence Weatherspoon | 1989-90 |
| 5. 230  | Sai'Quon Stone        | 2006-07 |
| 6. 216  | Jeremy Wise           | 2008-09 |
| 7. 207  | Charles Gaines        | 2002-03 |
| 8. 194  | Clarence Weatherspoon | 1991-92 |
| 9. 193  | Berlin Ladner         | 1967-68 |
| 10. 187 | Charles Gaines        | 2003-04 |



# Single-Season Records

## Free Throw Percentage (Min. 75 Made)

| No. | Pct. | Name             | Years             |
|-----|------|------------------|-------------------|
| 1.  | 87.4 | Jimmie Floyd     | 1997-98 (83-95)   |
| 2.  | 84.8 | John Migliazzo   | 1959-60 (78-92)   |
| 3.  | 84.5 | Neil Reed        | 1998-99 (131-155) |
| 4.  | 83.4 | Jeremy Wise      | 2006-07 (136-163) |
| 5.  | 83.2 | Damien Smith     | 1996-97 (79-95)   |
| 6.  | 82.4 | Courtney Beasley | 2007-08 (75-91)   |
| 7.  | 81.9 | Jeremy Wise      | 2008-09 (177-216) |
| 8.  | 81.8 | Jeremy Wise      | 2007-08 (198-242) |
| 9.  | 80.9 | John White       | 1986-87 (93-115)  |
| 10. | 80.8 | Nick Revon       | 1951-52 (147-182) |

## 3-Point Field Goals Made

| No. | 3FGM | Name            | Years   |
|-----|------|-----------------|---------|
| 1.  | 112  | Bernard Haslett | 1993-94 |
| 2.  | 109  | Bernard Haslett | 1992-93 |
| 3.  | 100  | Casey Fisher    | 1986-87 |
| 4.  | 94   | Casey Fisher    | 1987-88 |
| 5.  | 80   | Jimmy Floyd     | 1997-98 |
| 6.  | 78   | David Wall      | 1999-00 |
| 7.  | 67   | Neil Reed       | 1998-99 |
| 8.  | 61   | David Wall      | 2000-01 |
|     | 61   | Terry Cameron   | 1992-93 |
| 10. | 53   | Jeremy Wise     | 2006-07 |

## 3-Point Field Goals Attempted

| No. | 3FGA | Name            | Years   |
|-----|------|-----------------|---------|
| 1.  | 285  | Bernard Haslett | 1993-94 |
| 2.  | 271  | Bernard Haslett | 1992-93 |
| 3.  | 227  | Casey Fisher    | 1986-87 |
| 4.  | 213  | David Wall      | 1999-00 |



*Dallas Dale*

|     |     |               |         |
|-----|-----|---------------|---------|
| 5.  | 203 | Casey Fisher  | 1987-88 |
| 6.  | 201 | Jimmy Floyd   | 1997-98 |
| 7.  | 188 | Neil Reed     | 1998-99 |
| 8.  | 186 | Terry Cameron | 1992-93 |
| 9.  | 165 | Kelly McCarty | 1994-95 |
| 10. | 153 | David Wall    | 2000-01 |

## 3-Point Field Goal Percentage (Min. 25 Made)

| No. | Pct. | Name              | Years             |
|-----|------|-------------------|-------------------|
| 1.  | .464 | Randy Pettus      | 1986-87 (26-56)   |
| 2.  | .463 | Casey Fisher      | 1987-88 (94-203)  |
| 3.  | .452 | David Haywood     | 2002-03 (38-84)   |
| 4.  | .441 | Casey Fisher      | 1986-87 (100-227) |
| 5.  | .437 | Bernard Haslett   | 1990-91 (52-119)  |
| 6.  | .427 | Darrin Chancellor | 1989-90 (32-75)   |
| 7.  | .421 | Darrin Chancellor | 1990-91 (32-76)   |
| 8.  | .417 | David Haywood     | 2003-04 (40-96)   |
| 9.  | .413 | John White        | 1986-87 (43-109)  |
| 10. | .407 | Russell Johnson   | 1990-91 (37-91)   |

## Rebounds (Since 1955-56)


| No. | Reb. | Name                  | Years   |
|-----|------|-----------------------|---------|
| 1.  | 436  | Wendell Ladner        | 1969-70 |
| 2.  | 411  | Wendell Ladner        | 1968-69 |
| 3.  | 409  | Wendell Ladner        | 1967-68 |
| 4.  | 404  | Bob Kinney            | 1955-56 |
| 5.  | 392  | Bob Kinney            | 1956-57 |
| 6.  | 371  | Clarence Weatherspoon | 1989-90 |
| 7.  | 352  | Clarence Weatherspoon | 1990-91 |
| 8.  | 331  | Gary Hannan           | 1964-65 |
| 9.  | 315  | Ben Gantt             | 1960-61 |
| 10. | 305  | Clarence Weatherspoon | 1991-92 |
|     | 305  | Bill Lundberg         | 1959-60 |

## Assists (Since 1973-74)

| No. | Asst. | Name            | Years   |
|-----|-------|-----------------|---------|
| 1.  | 222   | Dallas Dale     | 1991-92 |
| 2.  | 200   | Casey Fisher    | 1986-87 |
| 3.  | 182   | Steve Greene    | 1973-74 |
| 4.  | 180   | Russell Johnson | 1989-90 |
| 5.  | 154   | Randy Pettus    | 1987-88 |
| 6.  | 151   | Casey Fisher    | 1987-88 |
| 7.  | 150   | Jeremy Wise     | 2008-09 |
| 8.  | 148   | Casey Fisher    | 1985-86 |
| 9.  | 137   | Jeremy Wise     | 2007-08 |
| 10. | 136   | Kenny Smith     | 1978-79 |

## Steals

| No. | Stls. | Name         | Years   |
|-----|-------|--------------|---------|
| 1.  | 59    | Casey Fisher | 1985-86 |
| 2.  | 58    | Curtis Green | 1982-83 |
|     | 58    | Kenny Smith  | 1979-80 |
| 4.  | 54    | Edgar Eason  | 1981-82 |
| 5.  | 53    | Earl Flowers | 1999-00 |



*Ron Jackson*

|    |             |               |         |
|----|-------------|---------------|---------|
| 53 | Kenny Smith | 1978-89       |         |
| 7. | 52          | Kenny Siler   | 1985-86 |
|    | 52          | Curtis Green  | 1982-83 |
| 9. | 51          | Kelly McCarty | 1995-96 |
|    | 51          | Damien Smith  | 1994-95 |
|    | 51          | John White    | 1987-88 |

## Blocked Shots

| No. | Blk. | Name                  | Years   |
|-----|------|-----------------------|---------|
| 1.  | 86   | Daron Jenkins         | 1989-90 |
| 2.  | 78   | Clarence Weatherspoon | 1991-92 |
| 3.  | 77   | Vandarel Jones        | 2000-01 |
| 4.  | 73   | Carlos Booker         | 1999-00 |
| 5.  | 67   | Glen Whisby           | 1994-95 |
| 6.  | 61   | Glen Whisby           | 1992-93 |
| 7.  | 60   | Clarence Weatherspoon | 1990-91 |
|     | 60   | Ronald Jackson        | 1979-80 |
| 9.  | 58   | Carlos Booker         | 1998-99 |
| 10. | 53   | Glen Whisby           | 1991-92 |
|     | 53   | Gjio Bain             | 2006-07 |

## Minutes Played

| No. | Min.  | Name                  | Years   |
|-----|-------|-----------------------|---------|
| 1.  | 1,200 | Darrin Chancellor     | 1989-90 |
| 2.  | 1,166 | Clarence Weatherspoon | 1989-90 |
| 3.  | 1,150 | Russell Johnson       | 1989-90 |
| 4.  | 1,142 | Jeremy Wise           | 2008-09 |
| 5.  | 1,138 | Jeremy Wise           | 2007-08 |
| 6.  | 1,134 | R.L. Horton           | 2008-09 |
| 7.  | 1,113 | Courtney Beasley      | 2008-09 |
| 8.  | 1,106 | Kelly McCarty         | 1997-98 |
| 9.  | 1,093 | Bernard Haslett       | 1993-94 |
| 10. | 1,085 | Courtney Beasley      | 2005-06 |

## Career Leaders

### Points

| No. | Avg.  | Name                  | Years   |
|-----|-------|-----------------------|---------|
| 1.  | 2,136 | Nick Revon            | 1950-54 |
| 2.  | 2,130 | Clarence Weatherspoon | 1988-92 |
| 3.  | 1,932 | Tom Bishop            | 1949-53 |
| 4.  | 1,695 | Joe Dawson            | 1978-82 |
| 5.  | 1,691 | Jeremy Wise           | 2006-09 |
| 6.  | 1,670 | Darrin Chancellor     | 1987-91 |
| 7.  | 1,626 | Randolph Keys         | 1984-88 |
| 8.  | 1,601 | Casey Fisher          | 1984-88 |
| 9.  | 1,598 | Glen Whisby           | 1992-95 |
| 10. | 1,596 | Bernard Haslett       | 1990-94 |

### Scoring Average

| No. | Avg. | Name                  | Years   |
|-----|------|-----------------------|---------|
| 1.  | 20.5 | Wendell Ladner        | 1967-70 |
| 2.  | 18.5 | Charlie Payne         | 1963-65 |
| 3.  | 18.2 | Clarence Weatherspoon | 1988-92 |
| 4.  | 17.6 | Jeremy Wise           | 2006-09 |

|     |      |                    |         |
|-----|------|--------------------|---------|
| 5.  | 17.5 | Nick Revon         | 1950-54 |
| 6.  | 17.1 | Gary Kochersperger | 1964-67 |
| 7.  | 16.8 | Rich Corsetto      | 1968-71 |
| 8.  | 16.4 | Danny Thornsberry  | 1971-73 |
| 9.  | 15.8 | Joe Dawson         | 1978-82 |
| 10. | 15.8 | Tom Bishop         | 1949-53 |

### Field Goals Made

| No. | FG  | Name                  | Years   |
|-----|-----|-----------------------|---------|
| 1.  | 828 | Tom Bishop            | 1949-53 |
| 2.  | 799 | Nick Revon            | 1950-54 |
| 3.  | 798 | Clarence Weatherspoon | 1988-92 |
| 4.  | 694 | Randolph Keys         | 1984-88 |
| 5.  | 675 | Joe Dawson            | 1978-82 |
| 6.  | 650 | Wendell Ladner        | 1967-70 |
| 7.  | 635 | Curtis Green          | 1980-84 |
| 8.  | 632 | Glen Whisby           | 1992-95 |
| 9.  | 629 | Darrin Chancellor     | 1987-91 |
| 10. | 623 | Gary Hannan           | 1963-67 |

### Field Goals Attempted

| No. | FGA   | Name                  | Years   |
|-----|-------|-----------------------|---------|
| 1.  | 1,458 | Randolph Keys         | 1984-88 |
| 2.  | 1,430 | Glen Whisby           | 1992-95 |
| 3.  | 1,410 | Wendell Ladner        | 1967-70 |
| 4.  | 1,392 | Gary Hannan           | 1963-67 |
| 5.  | 1,386 | Clarence Weatherspoon | 1988-92 |
| 6.  | 1,341 | Curtis Green          | 1980-84 |
| 7.  | 1,300 | Berhard Haslett       | 1990-94 |
| 8.  | 1,293 | Casey Fisher          | 1984-88 |
| 9.  | 1,259 | Damien Smith          | 1993-97 |
| 10. | 1,257 | Jeremy Wise           | 2006-09 |

### Field Goal Percentage

| No. | Pct. | Name                  | Years   |
|-----|------|-----------------------|---------|
| 1.  | 65.1 | Vandarel Jones        | 1997-01 |
| 2.  | 58.4 | Joe Dawson            | 1978-82 |
| 3.  | 57.6 | Clarence Weatherspoon | 1989-92 |
| 4.  | 56.6 | John Vitrano          | 1962-70 |
| 5.  | 55.0 | Jurado Hinton         | 1985-89 |
| 6.  | 53.9 | Doug Stacey           | 1962-66 |
| 7.  | 53.0 | Daron Jenkins         | 1989-91 |
| 8.  | 52.6 | Royce Woolever        | 1972-74 |
| 9.  | 52.3 | Berlin Ladner         | 1965-68 |
| 10. | 51.8 | Derrek Hamilton       | 1984-88 |

### Free Throws Made

| No. | FT  | Name                  | Years   |
|-----|-----|-----------------------|---------|
| 1.  | 538 | Nick Revon            | 1950-54 |
| 2.  | 511 | Jeremy Wise           | 2006-09 |
| 3.  | 502 | Clarence Weatherspoon | 1988-92 |
| 4.  | 368 | Roy Danforth          | 1958-62 |
| 5.  | 345 | Joe Dawson            | 1978-82 |
| 6.  | 339 | John Vitrano          | 1967-70 |
| 7.  | 337 | Vandarel Jones        | 1997-01 |
| 8.  | 334 | Glen Whisby           | 1992-95 |
| 9.  | 330 | Bruce Miller          | 1961-65 |
| 10. | 323 | Darrin Chancellor     | 1987-91 |
|     | 323 | Gary Hannan           | 1963-67 |

### Free Throws Attempted

| No. | FTA | Name                  | Years   |
|-----|-----|-----------------------|---------|
| 1.  | 745 | Clarence Weatherspoon | 1988-92 |
| 2.  | 706 | Nick Revon            | 1950-54 |
| 3.  | 621 | Jeremy Wise           | 2006-09 |
| 4.  | 597 | Glen Whisby           | 1992-95 |
| 5.  | 565 | Vandarel Jones        | 1997-01 |
| 6.  | 488 | Roy Danforth          | 1958-62 |
| 7.  | 487 | Gary Hannan           | 1963-67 |
| 8.  | 472 | Joe Dawson            | 1978-82 |
| 9.  | 467 | Jack Gallagher        | 1949-53 |
| 10. | 463 | Berlin Ladner         | 1965-68 |

### Free Throw Percentage

| No. | Pct. | Name           | Years   |
|-----|------|----------------|---------|
| 1.  | 82.3 | Jeremy Wise    | 2006-09 |
| 3.  | 80.3 | Jasper Johnson | 2002-05 |



*Vandarel Jones*



# Career Leaders



|     |      |                   |           |
|-----|------|-------------------|-----------|
| 4.  | 80.3 | John Migliazzo    | 1957-60   |
| 5.  | 78.8 | Vandarel Jones    | 1997-01   |
| 6.  | 78.5 | Jarekus Singleton | 2003-05   |
| 7.  | 77.8 | Mel Cauthen       | 1997-01   |
| 8.  | 77.6 | Steve Greene      | 1972-74   |
| 9.  | 77.5 | Terry Cameron     | 1991-93   |
| 10. | 77.4 | Mel Cauthen       | 1997-2001 |

## Rebounds

| No. | Reb.  | Name                  | Years   |
|-----|-------|-----------------------|---------|
| 1.  | 1,317 | Clarence Weatherspoon | 1988-92 |
| 2.  | 1,256 | Wendell Ladner        | 1967-70 |
| 3.  | 1,191 | Gary Hannan           | 1963-67 |
| 4.  | 1,069 | Joe Dawson            | 1978-83 |
| 5.  | 1,009 | Glen Whisby           | 1992-95 |
| 6.  | 850   | Kelly McCarty         | 1995-98 |
| 7.  | 796   | Bob Kinney            | 1955-57 |
| 8.  | 734   | Vandarel Jones        | 1997-01 |
| 9.  | 721   | Randolph Keys         | 1984-88 |
| 10. | 715   | Bob Boothe            | 1955-58 |

## Assists

| No. | Ast. | Name           | Years   |
|-----|------|----------------|---------|
| 1.  | 612  | Casey Fisher   | 1984-88 |
| 2.  | 406  | Dante Stiggers | 2001-05 |
| 3.  | 399  | Mel Cauthen    | 1997-01 |
| 4.  | 386  | Curtis Green   | 1980-84 |
| 5.  | 381  | Jeremy Wise    | 2006-09 |

|     |     |              |         |
|-----|-----|--------------|---------|
| 6.  | 379 | Randy Pettus | 1987-89 |
| 7.  | 375 | Kenny Smith  | 1976-80 |
| 8.  | 341 | Damien Smith | 1993-97 |
| 9.  | 333 | Kenny Siler  | 1983-87 |
| 10. | 318 | Dallas Dale  | 1990-92 |

## Steals

| No. | Stl. | Name                  | Years   |
|-----|------|-----------------------|---------|
| 1.  | 193  | Curtis Green          | 1980-84 |
| 2.  | 183  | Casey Fisher          | 1984-88 |
| 3.  | 155  | Clarence Weatherspoon | 1989-92 |
| 4.  | 149  | Dante Stiggers        | 2001-05 |
| 5.  | 147  | Derrek Hamilton       | 1984-88 |
| 6.  | 146  | John White            | 1984-88 |
| 7.  | 141  | Courtney Beasley      | 2005-09 |
|     | 141  | Damien Smith          | 1993-97 |
| 9.  | 136  | Kenny Siler           | 1983-87 |
| 10. | 135  | Kelly McCarty         | 1994-98 |

## Blocked Shots

| No. | Blk. | Name                  | Years   |
|-----|------|-----------------------|---------|
| 1.  | 227  | Clarence Weatherspoon | 1989-92 |
| 2.  | 222  | Glen Whisby           | 1991-95 |
| 3.  | 175  | Vandarel Jones        | 1997-01 |
| 4.  | 131  | Carlos Booker         | 1998-00 |
| 5.  | 127  | Kelly McCarty         | 1995-98 |
| 6.  | 121  | Daron Jenkins         | 1989-91 |
| 7.  | 102  | Ronald Jackson        | 1979-81 |

|     |     |               |         |
|-----|-----|---------------|---------|
| 8.  | 100 | Gjio Bain     | 2006-08 |
| 9.  | 92  | Willie Brown  | 1985-89 |
| 10. | 72  | Randolph Keys | 1984-88 |

## Minutes Played

| No. | Min.  | Name                  | Years   |
|-----|-------|-----------------------|---------|
| 1.  | 4,160 | Clarence Weatherspoon | 1989-92 |
| 2.  | 3,941 | Courtney Beasley      | 2005-09 |
| 3.  | 3,799 | Casey Fisher          | 1984-88 |
| 4.  | 3,797 | Joe Dawson            | 1978-82 |
| 5.  | 3,669 | Kelly McCarty         | 1995-98 |
| 6.  | 3,626 | Kenny Siler           | 1983-87 |
| 7.  | 3,551 | Glen Whisby           | 1992-95 |
| 8.  | 3,505 | Bernard Haslett       | 1990-94 |
| 9.  | 3,368 | Randolph Keys         | 1984-88 |
| 10. | 3,347 | Darrin Chancellor     | 1987-91 |

## Three-Point Field Goals Made

| No. | FG's | Name            | Years     |
|-----|------|-----------------|-----------|
| 1.  | 316  | Bernard Haslett | 1990-94   |
| 2.  | 194  | Casey Fisher    | 1984-88   |
| 3.  | 143  | Jimmie Floyd    | 1994-98   |
| 4.  | 139  | David Wall      | 1999-2001 |
| 5.  | 138  | Craig Craft     | 2005-09   |
| 6.  | 120  | Jeremy Wise     | 2006-09   |
| 7.  | 119  | David Haywood   | 2001-05   |
| 8.  | 105  | Kelly McCarty   | 1994-98   |
| 9.  | 94   | Damien Smith    | 1993-97   |
| 10. | 93   | Terry Cameron   | 1991-93   |

## Three-Point Field Goals Attempted

| No. | FG's | Name            | Years     |
|-----|------|-----------------|-----------|
| 1.  | 810  | Bernard Haslett | 1990-93   |
| 2.  | 431  | Casey Fisher    | 1984-88   |
| 3.  | 408  | Jimmie Floyd    | 1994-98   |
| 4.  | 384  | Craig Craft     | 2005-09   |
| 5.  | 383  | Jeremy Wise     | 2006-09   |
| 6.  | 366  | David Wall      | 1999-2001 |
| 7.  | 319  | Kelly McCarty   | 1994-97   |
| 8.  | 313  | Damien Smith    | 1993-97   |
| 9.  | 293  | David Haywood   | 2001-05   |
| 10. | 276  | Sam Jones       | 1993-96   |

## Three-Point Field Goal Percentage

| No. | Pct. | Name              | Years               |
|-----|------|-------------------|---------------------|
| 1.  | .451 | Casey Fisher      | 1984-88 (194-430)   |
| 2.  | .406 | David Haywood     | 2001-05 (119-293)   |
|     | .406 | John White        | 1984-88 (91-224)    |
| 4.  | .403 | Darrin Chancellor | 1987-91 (89-221)    |
| 5.  | .394 | Russell Johnson   | 1989-91 (56-142)    |
| 6.  | .390 | Bernard Haslett   | 1990-94 (316-810)   |
| 7.  | .380 | David Wall        | 1999-2001 (139-366) |
| 8.  | .368 | Randy Pettus      | 1986-89 (88-239)    |
| 9.  | .368 | Dallas Dale       | 1990-92 (67-182)    |
| 10. | .365 | Elvin Mims        | 2000-02 (84-230)    |

## Class Records

### Freshmen

#### Scoring

| No. | Pts. | Name                  | Years   |
|-----|------|-----------------------|---------|
| 1.  | 541  | Jeremy Wise           | 2006-07 |
| 2.  | 404  | Tom Bishop            | 1949-50 |
| 3.  | 397  | Clarence Weatherspoon | 1988-89 |
| 4.  | 394  | R.L. Horton           | 2007-08 |
| 5.  | 341  | Joe Dawson            | 1978-79 |
| 6.  | 333  | Courtney Beasley      | 2005-06 |
| 7.  | 331  | Gary Hannan           | 1963-64 |
| 8.  | 330  | Kelly McCarty         | 1994-95 |
| 9.  | 322  | Bruce Miller          | 1961-62 |
| 10. | 319  | Sai'Quon Stone        | 2006-07 |

#### Field Goals Made

| No. | FGM | Name                  | Years   |
|-----|-----|-----------------------|---------|
| 1.  | 176 | Jeremy Wise           | 2006-07 |
| 2.  | 168 | Tom Bishop            | 1949-50 |
| 3.  | 152 | Clarence Weatherspoon | 1988-89 |
| 4.  | 140 | Gary Hannan           | 1963-64 |
| 5.  | 134 | Joe Dawson            | 1978-79 |
| 6.  | 132 | R.L. Horton           | 2007-08 |
| 7.  | 128 | Kelly McCarty         | 1994-95 |
| 8.  | 126 | Courtney Beasley      | 2005-06 |
| 9.  | 123 | Bruce Miller          | 1961-62 |
| 10. | 120 | Glen Whisby           | 1991-92 |

#### Free Throws Made

| No. | FTM | Name                  | Years   |
|-----|-----|-----------------------|---------|
| 1.  | 162 | Sai'Quon Stone        | 2006-07 |
| 2.  | 136 | Jeremy Wise           | 2006-07 |
| 3.  | 95  | R.L. Horton           | 2007-08 |
| 4.  | 92  | Clarence Weatherspoon | 1988-89 |
| 5.  | 77  | Roy Danforth          | 1958-59 |
| 6.  | 76  | Bruce Miller          | 1961-62 |
| 7.  | 73  | Joe Dawson            | 1978-79 |
| 8.  | 68  | Eddie Maher           | 1962-63 |
|     | 68  | Tom Bishop            | 1949-50 |
| 10. | 65  | Jack Gallagher        | 1949-50 |

#### 3-Point Field Goals Made

| No. | 3FGM | Name             | Years     |
|-----|------|------------------|-----------|
| 1.  | 53   | Jeremy Wise      | 2006-07   |
| 2.  | 52   | Bernard Haslett  | 1990-91   |
| 3.  | 50   | Kelly McCarty    | 1994-95   |
| 4.  | 39   | Jarvis Hill      | 2006-07   |
| 5.  | 35   | R.L. Horton      | 2007-08   |
| 6.  | 29   | Craig Craft      | 2005-06   |
| 7.  | 27   | Jasper Johnson   | 2002-03   |
| 8.  | 19   | Courtney Beasley | 2005-06   |
| 9.  | 18   | Marcus Terrell   | 1999-2000 |

|     |    |           |         |
|-----|----|-----------|---------|
| 10. | 14 | Sam Jones | 1992-93 |
|-----|----|-----------|---------|

#### Rebounds

| No. | Reb. | Name                  | Years   |
|-----|------|-----------------------|---------|
| 1.  | 305  | Bill Lundberg         | 1959-60 |
| 2.  | 289  | Clarence Weatherspoon | 1988-89 |
| 3.  | 280  | Joe Dawson            | 1978-79 |
| 4.  | 277  | Gary Hannan           | 1963-64 |
| 5.  | 202  | Bruce Miller          | 1961-62 |
| 6.  | 189  | Glen Whisby           | 1991-92 |
| 7.  | 182  | Kelly McCarty         | 1994-95 |
| 8.  | 167  | Sai'Quon Stone        | 2006-07 |
| 9.  | 152  | Anthony Richards      | 1995-96 |
| 10. | 148  | Vandarel Jones        | 1997-98 |

#### Assists

| No. | Asst. | Name             | Years   |
|-----|-------|------------------|---------|
| 1.  | 125   | Mel Cauthen      | 1997-98 |
| 2.  | 113   | Casey Fisher     | 1984-85 |
| 3.  | 94    | Jeremy Wise      | 2006-07 |
| 4.  | 88    | Dante Stiggers   | 2001-02 |
| 5.  | 65    | R.L. Horton      | 2007-08 |
| 6.  | 63    | Courtney Beasley | 2005-06 |
| 7.  | 58    | Curtis Green     | 1980-81 |
| 8.  | 51    | Damien Smith     | 1993-94 |
| 9.  | 50    | Steve Fields     | 1975-76 |
| 10. | 48    | Sai'Quon Stone   | 2006-07 |

#### Steals

| No. | Stls. | Name                  | Years   |
|-----|-------|-----------------------|---------|
| 1.  | 44    | Casey Fisher          | 1984-85 |
| 2.  | 42    | Courtney Beasley      | 2005-06 |
| 3.  | 38    | Dante Stiggers        | 2001-02 |
| 4.  | 36    | Sai'Quon Stone        | 2006-07 |
|     | 36    | Edgar Eason           | 1980-81 |
|     | 36    | Curtis Green          | 1980-81 |
| 7.  | 35    | Willie Brown          | 1985-86 |
| 8.  | 31    | Mel Cauthen           | 1997-98 |
|     | 31    | Kelly McCarty         | 1994-95 |
|     | 31    | Clarence Weatherspoon | 1988-89 |
|     | 31    | Joe Dawson            | 1978-79 |

#### Blocked Shots

| No. | Blk. | Name                  | Years   |
|-----|------|-----------------------|---------|
| 1.  | 53   | Glen Whisby           | 1991-92 |
| 2.  | 44   | Clarence Weatherspoon | 1988-89 |
| 3.  | 40   | Vandarel Jones        | 1997-98 |
| 4.  | 30   | Eddie Pope            | 1983-84 |
| 5.  | 22   | Willie Brown          | 1985-86 |
| 6.  | 20   | Kelly McCarty         | 1994-95 |
| 7.  | 19   | Anthony Richards      | 1995-96 |
| 8.  | 14   | Marcus Crowell        | 1988-89 |

|    |    |                 |         |
|----|----|-----------------|---------|
| 9. | 10 | Jurado Hinton   | 1985-86 |
|    | 10 | Randolph Keys   | 1984-85 |
|    | 10 | Willie Robinson | 1978-79 |

### Sophomores

#### Scoring

| No. | Pts. | Name                  | Years   |
|-----|------|-----------------------|---------|
| 1.  | 629  | Nick Revon            | 1951-52 |
| 2.  | 617  | Jeremy Wise           | 2007-08 |
| 3.  | 598  | Tom Bishop            | 1950-51 |
| 4.  | 569  | Clarence Weatherspoon | 1989-90 |
| 5.  | 555  | Darrin Chancellor     | 1988-89 |
| 6.  | 534  | Wendell Ladner        | 1967-68 |
| 7.  | 491  | Joe Dawson            | 1979-80 |
| 8.  | 479  | Danny Thornsberry     | 1971-72 |
| 9.  | 437  | Rich Corsetto         | 1968-69 |
| 10. | 433  | Glen Whisby           | 1992-93 |

#### Field Goals Made

| No. | FGM | Name                  | Years   |
|-----|-----|-----------------------|---------|
| 1.  | 258 | Tom Bishop            | 1950-51 |
| 2.  | 241 | Nick Revon            | 1951-52 |
| 3.  | 226 | Wendell Ladner        | 1967-68 |
| 4.  | 211 | Darrin Chancellor     | 1988-89 |
| 5.  | 209 | Joe Dawson            | 1979-80 |
| 6.  | 205 | Clarence Weatherspoon | 1989-90 |
| 7.  | 195 | Danny Thornsberry     | 1971-72 |
| 8.  | 189 | Jeremy Wise           | 2007-08 |
| 9.  | 184 | Randolph Keys         | 1985-86 |
|     | 184 | Rich Corsetto         | 1968-69 |

#### Free Throws Made

| No. | FTM | Name                  | Years   |
|-----|-----|-----------------------|---------|
| 1.  | 198 | Jeremy Wise           | 2007-08 |
| 2.  | 159 | Clarence Weatherspoon | 1989-90 |
| 3.  | 147 | Nick Revon            | 1951-52 |
| 4.  | 114 | Sai'Quon Stone        | 2007-08 |
| 5.  | 102 | Jack Gallagher        | 1950-51 |
| 6.  | 101 | Darrin Chancellor     | 1988-89 |
| 7.  | 98  | Gary Hannan           | 1964-65 |
| 8.  | 96  | Robert Boothe         | 1955-56 |
| 9.  | 93  | John Vitrano          | 1967-68 |
| 10. | 92  | Casey Fisher          | 1985-86 |

#### 3-Point Field Goals Made

| No. | 3FGM | Name              | Years   |
|-----|------|-------------------|---------|
| 1.  | 43   | Bernard Haslett   | 1991-92 |
| 2.  | 41   | Jeremy Wise       | 2007-08 |
| 3.  | 40   | Kelly McCarty     | 1995-96 |
| 4.  | 38   | David Haywood     | 2002-03 |
| 5.  | 32   | Darrin Chancellor | 1988-89 |

## Class Records

|     |    |                |         |
|-----|----|----------------|---------|
| 6.  | 30 | Damien Smith   | 1994-95 |
| 7.  | 29 | Craig Craft    | 2006-07 |
| 8.  | 28 | Marcus Price   | 1995-96 |
| 9.  | 27 | Jasper Johnson | 2003-04 |
| 10. | 26 | Randy Pettus   | 1986-87 |

### Rebounds

| No. | Reb. | Name                  | Years   |
|-----|------|-----------------------|---------|
| 1.  | 409  | Wendell Ladner        | 1967-68 |
| 2.  | 404  | Bob Kinney            | 1955-56 |
| 3.  | 371  | Clarence Weatherspoon | 1989-90 |
| 4.  | 331  | Gary Hannan           | 1964-65 |
| 5.  | 303  | Bill Lundberg         | 1960-61 |
| 6.  | 287  | Joe Dawson            | 1979-80 |
| 7.  | 279  | Glen Whisby           | 1992-93 |
| 8.  | 233  | Robert Boothe         | 1955-56 |
| 9.  | 228  | Kelly McCarty         | 1995-96 |
| 10. | 227  | Steve Campbell        | 1965-66 |

### Assists

| No. | Asst. | Name           | Years   |
|-----|-------|----------------|---------|
| 1.  | 148   | Casey Fisher   | 1985-86 |
| 2.  | 137   | Jeremy Wise    | 2007-08 |
| 3.  | 134   | Dante Stiggers | 2002-03 |
| 4.  | 133   | Curtis Green   | 1981-82 |
| 5.  | 101   | Randy Pettus   | 1986-87 |
| 6.  | 97    | Mel Cauthen    | 1998-99 |
|     | 97    | Kenny Siler    | 1984-85 |
| 8.  | 93    | Damien Smith   | 1994-95 |
|     | 93    | Marcus Crowell | 1989-90 |
| 10. | 91    | Steve Fields   | 1976-77 |

### Steals

| No. | Stls. | Name            | Years   |
|-----|-------|-----------------|---------|
| 1.  | 59    | Casey Fisher    | 1985-86 |
| 2.  | 54    | Edgar Eason     | 1981-82 |
| 3.  | 52    | Curtis Green    | 1981-82 |
| 4.  | 51    | Kelly McCarty   | 1995-96 |
|     | 51    | Damien Smith    | 1994-95 |
| 6.  | 47    | Derrek Hamilton | 1985-86 |
| 7.  | 42    | John White      | 1985-86 |
| 8.  | 40    | Willie Brown    | 1986-87 |
| 9.  | 39    | Jeremy Wise     | 2007-08 |
| 10. | 37    | George Scott    | 1994-95 |

### Blocked Shots

| No. | Blk. | Name                  | Years   |
|-----|------|-----------------------|---------|
| 1.  | 61   | Glen Whisby           | 1992-93 |
| 2.  | 45   | Clarence Weatherspoon | 1989-90 |
| 3.  | 31   | Kelly McCarty         | 1995-96 |
| 4.  | 30   | Derrek Hamilton       | 1985-86 |
| 5.  | 28   | Randolph Keys         | 1985-86 |

|     |    |                  |         |
|-----|----|------------------|---------|
| 6.  | 22 | Eddie Pope       | 1984-85 |
| 7.  | 21 | Anthony Richards | 1996-97 |
| 8.  | 20 | Vandarel Jones   | 1998-99 |
|     | 20 | Willie Brown     | 1986-87 |
| 10. | 17 | Andre Stephens   | 2007-08 |

### Juniors

#### Scoring

| No. | Pts. | Name                  | Years     |
|-----|------|-----------------------|-----------|
| 1.  | 570  | Darrin Chancellor     | 1989-90   |
| 2.  | 560  | Wendell Ladner        | 1968-69   |
| 3.  | 558  | Randolph Keys         | 1986-87   |
| 4.  | 533  | Jeremy Wise           | 2008-09   |
| 5.  | 517  | Clarence Weatherspoon | 1990-91   |
| 6.  | 511  | Nick Revon            | 1952-53   |
| 7.  | 494  | David Wall            | 1999-2000 |
| 8.  | 491  | Bernard Haslett       | 1992-93   |
| 9.  | 468  | Curtis Green          | 1982-83   |
| 10. | 464  | Bob Kinney            | 1956-57   |

#### Field Goals Made

| No. | FGM | Name                  | Years   |
|-----|-----|-----------------------|---------|
| 1.  | 243 | Randolph Keys         | 1986-87 |
| 2.  | 231 | Wendell Ladner        | 1968-69 |
| 3.  | 218 | Darrin Chancellor     | 1989-90 |
| 4.  | 199 | Curtis Green          | 1982-83 |
|     | 199 | Tom Bishop            | 1951-52 |
| 6.  | 195 | Clarence Weatherspoon | 1990-91 |
| 7.  | 194 | Derrek Hamilton       | 1986-87 |
| 8.  | 193 | Bob Kinney            | 1956-57 |
| 9.  | 190 | Nick Revon            | 1952-53 |
| 10. | 177 | Daron Jenkins         | 1989-90 |

#### Free Throws Made

| No. | FTM | Name                  | Years     |
|-----|-----|-----------------------|-----------|
| 1.  | 177 | Jeremy Wise           | 2008-09   |
| 2.  | 137 | Charles Gaines        | 2002-03   |
| 3.  | 132 | Jackie Laird          | 1962-63   |
| 4.  | 131 | Nick Revon            | 1952-53   |
| 5.  | 130 | Roy Danforth          | 1960-61   |
| 6.  | 120 | Clarence Weatherspoon | 1990-91   |
| 7.  | 118 | John Vitrano          | 1968-69   |
| 8.  | 111 | Russell Johnson       | 1989-90   |
| 9.  | 110 | Darrin Chancellor     | 1989-90   |
| 10. | 106 | Vandarel Jones        | 1999-2000 |

#### 3-Point Field Goals Made

| No. | 3FGM | Name            | Years     |
|-----|------|-----------------|-----------|
| 1.  | 109  | Bernard Haslett | 1992-93   |
| 2.  | 100  | Casey Fisher    | 1986-87   |
| 3.  | 78   | David Wall      | 1999-2000 |

|     |    |                 |         |
|-----|----|-----------------|---------|
| 4.  | 49 | Rashaad Carruth | 2004-05 |
| 5.  | 45 | John White      | 1986-87 |
| 6.  | 43 | Elvin Mims      | 2000-01 |
| 7.  | 40 | David Haywood   | 2003-04 |
| 8.  | 38 | Jimmie Floyd    | 1996-97 |
| 9.  | 34 | Ron Rembert     | 1991-92 |
| 10. | 32 | Damien Smith    | 1995-96 |
|     | 32 | Terry Cameron   | 1991-92 |

### Rebounds

| No. | Reb. | Name                  | Years   |
|-----|------|-----------------------|---------|
| 1.  | 411  | Wendell Ladner        | 1968-69 |
| 2.  | 392  | Bob Kinney            | 1956-57 |
| 3.  | 352  | Clarence Weatherspoon | 1990-91 |
| 4.  | 315  | Ben Gantt             | 1960-61 |
| 5.  | 281  | Gary Hannan           | 1965-66 |
| 6.  | 278  | Charles Gaines        | 2002-03 |
| 7.  | 277  | Joe Dawson            | 1980-81 |
| 8.  | 276  | Daron Jenkins         | 1989-90 |
| 9.  | 266  | Randolph Keys         | 1986-87 |
| 10. | 255  | Casey Price           | 1972-73 |

### Assists

| No. | Asst. | Name            | Years   |
|-----|-------|-----------------|---------|
| 1.  | 200   | Casey Fisher    | 1986-87 |
| 2.  | 180   | Russell Johnson | 1989-90 |
| 3.  | 154   | Randy Pettus    | 1987-88 |
| 4.  | 150   | Jeremy Wise     | 2008-09 |
| 5.  | 136   | Kenny Smith     | 1978-79 |
| 6.  | 122   | Carey Martin    | 1992-93 |
| 7.  | 112   | Dante Stiggers  | 2003-04 |
| 8.  | 101   | John White      | 1986-87 |
|     | 101   | Kenny Siler     | 1985-86 |
|     | 101   | Steve Fields    | 1977-78 |

### Steals

| No. | Stls. | Name                  | Years   |
|-----|-------|-----------------------|---------|
| 1.  | 58    | Curtis Green          | 1982-83 |
| 2.  | 53    | Kenny Smith           | 1978-79 |
| 3.  | 52    | Kenny Siler           | 1985-86 |
| 4.  | 50    | Earl Flowers          | 1998-99 |
| 5.  | 45    | Derrek Hamilton       | 1986-87 |
| 6.  | 44    | Randolph Keys         | 1986-87 |
| 7.  | 43    | DeWayne Green         | 2006-07 |
|     | 43    | Casey Fisher          | 1986-87 |
| 9.  | 42    | Jeremy Wise           | 2008-09 |
|     | 42    | Clarence Weatherspoon | 1990-91 |

### Blocked Shots

| No. | Blk. | Name                  | Years   |
|-----|------|-----------------------|---------|
| 1.  | 86   | Daron Jenkins         | 1989-90 |
| 2.  | 60   | Clarence Weatherspoon | 1990-91 |



## Class Records

|     |                   |           |
|-----|-------------------|-----------|
| 60  | Ronald Jackson    | 1979-80   |
| 4.  | 58 Carlos Booker  | 1998-99   |
| 5.  | 53 Gjio Bain      | 2006-07   |
| 6.  | 48 Ben Lambert    | 2001-02   |
| 7.  | 41 Glen Whisby    | 1993-94   |
| 8.  | 38 Vandarel Jones | 1999-2000 |
| 9.  | 31 Charles Gaines | 2002-03   |
| 10. | 29 James Williams | 1983-84   |

### Seniors

#### Scoring

| No. | Pts. | Name                  | Years   |
|-----|------|-----------------------|---------|
| 1.  | 737  | Nick Revon            | 1953-54 |
| 2.  | 647  | Clarence Weatherspoon | 1991-92 |
| 3.  | 597  | Ronnie Malone         | 1973-74 |
| 4.  | 593  | Bernard Haslett       | 1993-94 |
| 5.  | 574  | Derrek Hamilton       | 1987-88 |
| 6.  | 564  | Mike Coleman          | 1974-75 |
| 7.  | 530  | Randolph Keys         | 1987-88 |
| 8.  | 527  | Casey Fisher          | 1987-88 |
| 9.  | 520  | John Prince           | 1976-77 |
| 10. | 517  | Charlie Payne         | 1964-65 |

#### Field Goals Made

| No. | FGM | Name                  | Years   |
|-----|-----|-----------------------|---------|
| 1.  | 266 | Nick Revon            | 1953-54 |
| 2.  | 246 | Clarence Weatherspoon | 1991-92 |
| 3.  | 239 | Derrek Hamilton       | 1987-88 |
| 4.  | 233 | Mike Coleman          | 1974-75 |
| 5.  | 228 | Ronnie Malone         | 1973-74 |
| 6.  | 225 | John Prince           | 1976-77 |
| 7.  | 216 | Randolph Keys         | 1987-88 |
| 8.  | 214 | Jerome Arnold         | 1978-79 |
| 9.  | 205 | Gary Kochersperger    | 1966-67 |
| 10. | 203 | Bernard Haslett       | 1993-94 |
|     | 203 | Tom Bishop            | 1952-53 |

#### Free Throws Made

| No. | FTM | Name                  | Years   |
|-----|-----|-----------------------|---------|
| 1.  | 205 | Nick Revon            | 1953-54 |
| 2.  | 141 | Ronnie Malone         | 1973-74 |
| 3.  | 136 | Charles Gaines        | 2003-04 |
| 4.  | 131 | Neil Reed             | 1998-99 |
|     | 131 | Clarence Weatherspoon | 1991-92 |
| 6.  | 128 | John Vitrano          | 1969-70 |
|     | 128 | Berlin Ladner         | 1967-68 |
| 8.  | 120 | Roy Danforth          | 1961-62 |
| 9.  | 116 | John White            | 1987-88 |
| 10. | 115 | Vandarel Jones        | 2000-01 |
|     | 115 | Charlie Payne         | 1964-65 |

#### 3-Point Field Goals Made

| No. | 3FGM | Name            | Years   |
|-----|------|-----------------|---------|
| 1.  | 112  | Bernard Haslett | 1993-94 |
| 2.  | 94   | Casey Fisher    | 1987-88 |
| 3.  | 80   | Jimmie Floyd    | 1997-98 |
| 4.  | 67   | Neil Reed       | 1998-99 |
| 5.  | 61   | David Wall      | 2000-01 |
|     | 61   | Terry Cameron   | 1992-93 |
| 7.  | 49   | Craig Craft     | 2008-09 |
| 8.  | 46   | Dallas Dale     | 1991-92 |
|     | 46   | John White      | 1987-88 |
| 10. | 43   | Sam Jones       | 1995-96 |

#### Rebounds

| No. | Reb. | Name                  | Years   |
|-----|------|-----------------------|---------|
| 1.  | 436  | Wendell Ladner        | 1969-70 |
| 2.  | 305  | Clarence Weatherspoon | 1991-92 |
| 3.  | 302  | Tom Yachinich         | 1970-71 |
|     | 302  | Gary Hannan           | 1966-67 |
| 5.  | 293  | Glen Whisby           | 1994-95 |
| 6.  | 290  | Charles Gaines        | 2003-04 |
| 7.  | 266  | Kelly McCarty         | 1997-98 |
| 8.  | 257  | Mike Coleman          | 1974-75 |
|     | 257  | Ronnie Malone         | 1973-74 |
| 10. | 241  | Herman Myers          | 1993-94 |

#### Assists

| No. | Asst. | Name         | Years   |
|-----|-------|--------------|---------|
| 1.  | 222   | Dallas Dale  | 1991-92 |
| 2.  | 182   | Steve Greene | 1973-74 |
| 3.  | 151   | Casey Fisher | 1987-88 |
| 4.  | 124   | Damien Smith | 1996-97 |
|     | 124   | Randy Pettus | 1988-89 |


|     |     |                 |           |
|-----|-----|-----------------|-----------|
| 6.  | 120 | Russell Johnson | 1990-91   |
| 7.  | 117 | Terry Cameron   | 1992-93   |
| 8.  | 114 | Kenny Smith     | 1979-80   |
| 9.  | 104 | Earl Flowers    | 1999-2000 |
| 10. | 102 | Derrek Hamilton | 1987-88   |
|     | 102 | Curtis Green    | 1983-84   |

#### Steals

| No. | Stls. | Name                  | Years     |
|-----|-------|-----------------------|-----------|
| 1.  | 58    | Kenny Smith           | 1979-80   |
| 2.  | 53    | Earl Flowers          | 1999-2000 |
| 3.  | 51    | John White            | 1987-88   |
| 4.  | 48    | Dante Stiggers        | 2004-05   |
| 5.  | 47    | Clarence Weatherspoon | 1991-92   |
|     | 47    | Curtis Green          | 1983-84   |
| 7.  | 44    | Bernard Haslett       | 1993-94   |
| 8.  | 42    | Derrek Hamilton       | 1987-88   |
| 9.  | 41    | Michael Jett          | 1985-86   |
|     | 41    | Donald Stinchcomb     | 1980-81   |

#### Blocked Shots

| No. | Blk. | Name                  | Years     |
|-----|------|-----------------------|-----------|
| 1.  | 78   | Clarence Weatherspoon | 1991-92   |
| 2.  | 77   | Vandarel Jones        | 2000-01   |
| 3.  | 73   | Carlos Booker         | 1999-2000 |
| 4.  | 67   | Glen Whisby           | 1994-95   |
| 5.  | 47   | Gjio Bain             | 2007-08   |
|     | 47   | Kelly McCarty         | 1997-98   |
| 7.  | 42   | Ronald Jackson        | 1980-81   |
| 8.  | 37   | Charles Gaines        | 2003-04   |
| 9.  | 35   | Daron Jenkins         | 1990-91   |
| 10. | 31   | Elvin Mims            | 2001-02   |
|     | 31   | Carl Mitchell         | 1982-83   |



*Courtney Beasley*

# 1,000-Point Club



### 1. Nick Revon (Guard, 1950-53)

| YEAR          | GP-S        | MP-AVG   | FG-FGA      | PCT      | 3FG-3FGA | PCT      | FT-FTA         | PCT         | OR       | DR       | REB      | RPG      | PF-FO       | AST      | TO       | BLK      | STL      | PTS-PPG          |
|---------------|-------------|----------|-------------|----------|----------|----------|----------------|-------------|----------|----------|----------|----------|-------------|----------|----------|----------|----------|------------------|
| 1950-51       | 19-         | -        | 102-        | -        | -        | -        | 55-78          | .705        | -        | -        | -        | -        | 27-         | -        | -        | -        | -        | 259-13.6         |
| 1951-52       | 37-         | -        | 241-        | -        | -        | -        | 147-182        | .808        | -        | -        | -        | -        | 54-         | -        | -        | -        | -        | 629-17.0         |
| 1952-53       | 35-         | -        | 190-        | -        | -        | -        | 131-179        | .732        | -        | -        | -        | -        | 75-         | -        | -        | -        | -        | 511-14.6         |
| 1953-54       | 31-         | -        | 266-        | -        | -        | -        | 205-267        | .768        | -        | -        | -        | -        | 68-         | -        | -        | -        | -        | 737-3.8          |
| <b>Totals</b> | <b>122-</b> | <b>-</b> | <b>799-</b> | <b>-</b> | <b>-</b> | <b>-</b> | <b>538-706</b> | <b>.762</b> | <b>-</b> | <b>-</b> | <b>-</b> | <b>-</b> | <b>224-</b> | <b>-</b> | <b>-</b> | <b>-</b> | <b>-</b> | <b>2136-17.5</b> |



### 2. Clarence Weatherspoon (Forward, 1988-92)

| YEAR          | GP-S           | MP-AVG           | FG-FGA          | PCT         | 3FG-3FGA     | PCT         | FT-FTA         | PCT         | OR         | DR         | REB         | RPG         | PF-FO        | AST        | TO         | BLK        | STL        | PTS-PPG          |
|---------------|----------------|------------------|-----------------|-------------|--------------|-------------|----------------|-------------|------------|------------|-------------|-------------|--------------|------------|------------|------------|------------|------------------|
| 1988-89       | 27-25          | 918-34.0         | 152-279         | .545        | 1-3          | .333        | 92-156         | .590        | 102        | 187        | 289         | 10.7        | 78-2         | 30         | 65         | 44         | 31         | 397-14.7         |
| 1989-90       | 32-32          | 1166-36.4        | 205-339         | .605        | 0-2          | .000        | 159-234        | .679        | 145        | 226        | 371         | 11.6        | 89-0         | 28         | 73         | 45         | 35         | 569-18.2         |
| 1990-91       | 29-29          | 1019-35.1        | 195-331         | .589        | 7-15         | .467        | 120-161        | .745        | 109        | 243        | 352         | 12.1        | 75-0         | 66         | 74         | 60         | 42         | 517-17.8         |
| 1991-92       | 29-29          | 1057-36.4        | 246-437         | .563        | 24-53        | .453        | 131-194        | .675        | 105        | 200        | 305         | 10.5        | 57-0         | 47         | 76         | 78         | 47         | 647-22.3         |
| <b>Totals</b> | <b>117-115</b> | <b>4160-35.6</b> | <b>798-1386</b> | <b>.576</b> | <b>32-73</b> | <b>.438</b> | <b>502-745</b> | <b>.674</b> | <b>461</b> | <b>856</b> | <b>1317</b> | <b>11.3</b> | <b>299-2</b> | <b>171</b> | <b>288</b> | <b>227</b> | <b>155</b> | <b>2130-18.2</b> |




### 3. Tom Bishop (Forward, 1949-52)

| YEAR          | GP-S        | MP-AVG   | FG-FGA      | PCT      | 3FG-3FGA | PCT      | FT-FTA         | PCT         | OR       | DR       | REB      | RPG      | PF-FO        | AST      | TO       | BLK      | STL      | PTS-PPG          |
|---------------|-------------|----------|-------------|----------|----------|----------|----------------|-------------|----------|----------|----------|----------|--------------|----------|----------|----------|----------|------------------|
| 1949-50       | 25-         | -        | 168-        | -        | -        | -        | 68-103         | .660        | -        | -        | -        | -        | 46-0         | -        | -        | -        | -        | 404-16.2         |
| 1950-51       | 33-         | -        | 258-        | -        | -        | -        | 82-124         | .661        | -        | -        | -        | -        | 75-1         | -        | -        | -        | -        | 598-18.1         |
| 1951-52       | 33-         | -        | 199-        | -        | -        | -        | 60-88          | .682        | -        | -        | -        | -        | 59-0         | -        | -        | -        | -        | 458-13.9         |
| 1952-53       | 31-         | -        | 203-        | -        | -        | -        | 66-103         | .641        | -        | -        | -        | -        | 70-0         | -        | -        | -        | -        | 472-15.2         |
| <b>Totals</b> | <b>122-</b> | <b>-</b> | <b>828-</b> | <b>-</b> | <b>-</b> | <b>-</b> | <b>276-418</b> | <b>.660</b> | <b>-</b> | <b>-</b> | <b>-</b> | <b>-</b> | <b>250-1</b> | <b>-</b> | <b>-</b> | <b>-</b> | <b>-</b> | <b>1932-15.8</b> |



### 4. Joe Dawson (Forward, 1978-82)

| YEAR          | GP-S           | MP-AVG           | FG-FGA          | PCT         | 3FG-3FGA | PCT      | FT-FTA         | PCT         | OR       | DR       | REB         | RPG         | PF-FO        | AST        | TO         | BLK       | STL        | PTS-PPG          |
|---------------|----------------|------------------|-----------------|-------------|----------|----------|----------------|-------------|----------|----------|-------------|-------------|--------------|------------|------------|-----------|------------|------------------|
| 1978-79       | 27-27          | 858-31.8         | 134-244         | .549        | -        | -        | 73-102         | .716        | -        | -        | 280         | 10.4        | 89-5         | 33         | 62         | 2         | 31         | 341-12.6         |
| 1979-80       | 27-25          | 1003-37.1        | 209-340         | .615        | -        | -        | 73-111         | .658        | -        | -        | 287         | 10.6        | 69-0         | 20         | 56         | 9         | 34         | 491-18.2         |
| 1980-81       | 27-27          | 1012-37.5        | 156-270         | .578        | -        | -        | 105-136        | .772        | -        | -        | 277         | 10.3        | 79-2         | 29         | 45         | 10        | 32         | 417-15.4         |
| 1981-82       | 26-26          | 924-35.5         | 176-302         | .583        | -        | -        | 94-123         | .764        | -        | -        | 225         | 8.7         | 75-1         | 38         | 50         | 6         | 36         | 446-17.2         |
| <b>Totals</b> | <b>107-105</b> | <b>3797-35.5</b> | <b>675-1156</b> | <b>.584</b> | <b>-</b> | <b>-</b> | <b>345-472</b> | <b>.731</b> | <b>-</b> | <b>-</b> | <b>1069</b> | <b>10.0</b> | <b>312-8</b> | <b>120</b> | <b>213</b> | <b>27</b> | <b>133</b> | <b>1695-15.8</b> |



### 5. Jeremy Wise (Guard, 2006-09)

| YEAR          | GP-S         | MP-AVG           | FG-FGA          | PCT         | 3FG-3FGA       | PCT         | FT-FTA         | PCT         | OR        | DR         | REB        | RPG        | PF-FO         | AST        | TO         | BLK       | STL        | PTS-PPG          |
|---------------|--------------|------------------|-----------------|-------------|----------------|-------------|----------------|-------------|-----------|------------|------------|------------|---------------|------------|------------|-----------|------------|------------------|
| 2006-07       | 31-31        | 1034-33.4        | 176-439         | .401        | 53-148         | .358        | 136-163        | .834        | 13        | 93         | 106        | 3.4        | 91-2          | 94         | 114        | 9         | 27         | 541-17.5         |
| 2007-08       | 33-33        | 1138-34.5        | 189-449         | .421        | 41-129         | .318        | 198-242        | .818        | 15        | 86         | 101        | 3.1        | 96-3          | 137        | 112        | 13        | 39         | 617-18.7         |
| 2008-09       | 32-32        | 1142-35.7        | 165-369         | .447        | 26-106         | .245        | 177-216        | .819        | 12        | 99         | 111        | 3.5        | 93-5          | 150        | 102        | 11        | 42         | 533-16.7         |
| <b>Totals</b> | <b>96-96</b> | <b>3314-34.5</b> | <b>530-1257</b> | <b>.422</b> | <b>120-383</b> | <b>.313</b> | <b>511-621</b> | <b>.823</b> | <b>40</b> | <b>278</b> | <b>318</b> | <b>3.3</b> | <b>280-10</b> | <b>381</b> | <b>328</b> | <b>33</b> | <b>108</b> | <b>1691-17.6</b> |



### 6. Darrin Chancellor (Guard, 1987-91)

| YEAR          | GP-S          | MP-AVG           | FG-FGA          | PCT         | 3FG-3FGA      | PCT         | FT-FTA         | PCT         | OR         | DR         | REB        | RPG        | PF-FO        | AST        | TO         | BLK       | STL       | PTS-PPG          |
|---------------|---------------|------------------|-----------------|-------------|---------------|-------------|----------------|-------------|------------|------------|------------|------------|--------------|------------|------------|-----------|-----------|------------------|
| 1987-88       | 21-0          | 140-6.7          | 15-34           | .441        | 1-3           | .333        | 6-9            | .667        | 13         | 6          | 19         | 0.9        | 10-0         | 17         | 13         | 2         | 6         | 37-1.8           |
| 1988-89       | 27-25         | 1036-38.4        | 211-400         | .528        | 32-75         | .427        | 101-133        | .759        | 38         | 43         | 81         | 3.0        | 69-2         | 89         | 71         | 7         | 30        | 555-20.6         |
| 1989-90       | 32-32         | 1200-37.5        | 218-409         | .533        | 24-67         | .358        | 110-154        | .714        | 40         | 73         | 113        | 3.5        | 64-2         | 98         | 86         | 5         | 30        | 570-17.8         |
| 1990-91       | 27-27         | 968-35.9         | 185-375         | .493        | 32-76         | .421        | 106-134        | .791        | 32         | 57         | 89         | 3.3        | 55-1         | 76         | 75         | 4         | 16        | 508-18.8         |
| <b>Totals</b> | <b>107-84</b> | <b>3344-31.3</b> | <b>629-1218</b> | <b>.516</b> | <b>89-221</b> | <b>.403</b> | <b>323-430</b> | <b>.751</b> | <b>123</b> | <b>179</b> | <b>302</b> | <b>2.8</b> | <b>198-5</b> | <b>280</b> | <b>245</b> | <b>18</b> | <b>82</b> | <b>1670-15.6</b> |



### 7. Randolph Keys (Forward, 1984-88)

| YEAR          | GP-S           | MP-AVG           | FG-FGA          | PCT         | 3FG-3FGA      | PCT         | FT-FTA         | PCT         | OR         | DR         | REB        | RPG        | PF-FO         | AST        | TO         | BLK       | STL        | PTS-PPG          |
|---------------|----------------|------------------|-----------------|-------------|---------------|-------------|----------------|-------------|------------|------------|------------|------------|---------------|------------|------------|-----------|------------|------------------|
| 1984-85       | 28-14          | 396-14.1         | 51-112          | .455        | -             | -           | 26-36          | .722        | 33         | 37         | 70         | 2.5        | 66-2          | 20         | 22         | 10        | 5          | 128-4.6          |
| 1985-86       | 29-29          | 928-32.0         | 184-366         | .503        | -             | -           | 42-72          | .583        | 66         | 98         | 164        | 5.7        | 106-6         | 37         | 41         | 28        | 35         | 410-14.1         |
| 1986-87       | 34-34          | 1066-31.4        | 243-525         | .463        | 12-51         | .235        | 60-85          | .706        | 97         | 169        | 266        | 7.8        | 117-4         | 27         | 52         | 20        | 44         | 558-16.4         |
| 1987-88       | 30-30          | 978-32.6         | 216-455         | .475        | 20-58         | .345        | 78-102         | .765        | 76         | 145        | 221        | 7.4        | 98-2          | 29         | 49         | 14        | 34         | 530-17.7         |
| <b>Totals</b> | <b>121-107</b> | <b>3368-27.8</b> | <b>694-1458</b> | <b>.476</b> | <b>32-109</b> | <b>.294</b> | <b>206-295</b> | <b>.698</b> | <b>272</b> | <b>449</b> | <b>721</b> | <b>6.0</b> | <b>387-14</b> | <b>113</b> | <b>164</b> | <b>72</b> | <b>118</b> | <b>1626-13.4</b> |



### 8. Casey Fisher (Guard, 1984-88)

| YEAR          | GP-S           | MP-AVG           | FG-FGA          | PCT         | 3FG-3FGA       | PCT         | FT-FTA         | PCT         | OR        | DR         | REB        | RPG        | PF-FO        | AST        | TO         | BLK       | STL        | PTS-PPG          |
|---------------|----------------|------------------|-----------------|-------------|----------------|-------------|----------------|-------------|-----------|------------|------------|------------|--------------|------------|------------|-----------|------------|------------------|
| 1984-85       | 28-22          | 797-28.5         | 119-265         | .449        | -              | -           | 45-61          | .738        | 28        | 30         | 58         | 2.1        | 58-1         | 113        | 61         | 6         | 44         | 283-10.1         |
| 1985-86       | 29-21          | 864-29.8         | 127-294         | .432        | -              | -           | 92-115         | .800        | 22        | 25         | 47         | 1.6        | 80-2         | 148        | 98         | 6         | 59         | 346-11.9         |
| 1986-87       | 34-29          | 1075-31.6        | 156-347         | .450        | 100-227        | .441        | 33-51          | .647        | 18        | 64         | 82         | 2.4        | 80-1         | 200        | 108        | 0         | 45         | 445-13.1         |
| 1987-88       | 30-30          | 1063-35.4        | 188-386         | .487        | 94-203         | .463        | 57-101         | .564        | 22        | 62         | 84         | 2.8        | 82-3         | 151        | 81         | 9         | 35         | 527-17.6         |
| <b>Totals</b> | <b>121-102</b> | <b>3799-31.4</b> | <b>590-1292</b> | <b>.457</b> | <b>194-430</b> | <b>.451</b> | <b>227-328</b> | <b>.692</b> | <b>90</b> | <b>181</b> | <b>271</b> | <b>2.2</b> | <b>300-7</b> | <b>612</b> | <b>348</b> | <b>21</b> | <b>183</b> | <b>1601-13.2</b> |



### 9. Glen Whisby (Center, 1991-95)

| YEAR          | GP-S           | MP-AVG           | FG-FGA          | PCT         | 3FG-3FGA   | PCT         | FT-FTA         | PCT         | OR         | DR         | REB         | RPG        | PF-FO        | AST        | TO         | BLK        | STL        | PTS-PPG          |
|---------------|----------------|------------------|-----------------|-------------|------------|-------------|----------------|-------------|------------|------------|-------------|------------|--------------|------------|------------|------------|------------|------------------|
| 1991-92       | 29-24          | 755-26.0         | 120-264         | .455        | 0-1        | .000        | 42-87          | .483        | 70         | 119        | 189         | 6.5        | 79-2         | 20         | 67         | 53         | 17         | 282-9.7          |
| 1992-93       | 27-27          | 894-33.1         | 171-378         | .452        | 0-3        | .000        | 91-159         | .572        | 108        | 171        | 279         | 10.3       | 94-3         | 21         | 80         | 61         | 20         | 433-16.0         |
| 1993-94       | 30-30          | 951-31.7         | 162-386         | .420        | 0-3        | .000        | 102-183        | .557        | 85         | 163        | 248         | 8.3        | 87-1         | 34         | 71         | 41         | 23         | 426-14.2         |
| 1994-95       | 30-30          | 951-31.7         | 179-402         | .445        | 0-2        | .000        | 99-168         | .589        | 130        | 163        | 293         | 9.8        | 76-1         | 29         | 73         | 67         | 40         | 457-15.2         |
| <b>Totals</b> | <b>116-111</b> | <b>3551-30.6</b> | <b>632-1400</b> | <b>.442</b> | <b>0-9</b> | <b>.000</b> | <b>334-597</b> | <b>.559</b> | <b>393</b> | <b>616</b> | <b>1009</b> | <b>8.7</b> | <b>336-7</b> | <b>104</b> | <b>291</b> | <b>222</b> | <b>100</b> | <b>1598-13.8</b> |



### 10. Bernard Haslett (Guard, 1990-94)

| YEAR    | GP-S  | MP-AVG   | FG-FGA | PCT  | 3FG-3FGA | PCT  | FT-FTA | PCT  | OR | DR | REB | RPG | PF-FO | AST | TO | BLK | STL | PTS-PPG |
|---------|-------|----------|--------|------|----------|------|--------|------|----|----|-----|-----|-------|-----|----|-----|-----|---------|
| 1990-91 | 28-12 | 646-23.1 | 93-196 | .474 | 52-119   | .437 | 28-39  | .718 | 28 | 46 | 74  | 2.6 | 45-0  | 46  | 41 | 4   | 16  | 266-9.5 |
| 1991-92 | 29-21 | 781-26.9 | 88     |      |          |      |        |      |    |    |     |     |       |     |    |     |     |         |

# 1,000-Point Club



**12. Wendell Ladner (Forward, 1967-70)**

| YEAR          | GP-S       | MP-AVG   | FG-FGA          | PCT         | 3FG-3FGA | PCT      | FT-FTA         | PCT         | OR       | DR       | REB         | RPG         | PF-FO       | AST      | TO       | BLK      | STL      | PTS-PPG          |
|---------------|------------|----------|-----------------|-------------|----------|----------|----------------|-------------|----------|----------|-------------|-------------|-------------|----------|----------|----------|----------|------------------|
| 1967-68       | 25-        | -        | 226-503         | .449        | -        | -        | 82-117         | .701        | -        | -        | 409         | 16.4        | 87-         | -        | -        | -        | -        | 534-21.4         |
| 1968-69       | 25-        | -        | 231-434         | .532        | -        | -        | 98-153         | .641        | -        | -        | 411         | 16.4        | 81-         | -        | -        | -        | -        | 560-22.4         |
| 1969-70       | 26-        | -        | 193-473         | .408        | -        | -        | 81-120         | .675        | -        | -        | 436         | 16.8        | 84-         | -        | -        | -        | -        | 467-18.0         |
| <b>Totals</b> | <b>76-</b> | <b>-</b> | <b>650-1410</b> | <b>.461</b> | <b>-</b> | <b>-</b> | <b>261-390</b> | <b>.669</b> | <b>-</b> | <b>-</b> | <b>1256</b> | <b>16.5</b> | <b>252-</b> | <b>-</b> | <b>-</b> | <b>-</b> | <b>-</b> | <b>1561-20.5</b> |



**13. Curtis Green (Guard, 1980-84)**

| YEAR          | GP-S          | MP-AVG           | FG-FGA          | PCT         | 3FG-3FGA | PCT      | FT-FTA         | PCT         | OR        | DR         | REB        | RPG        | PF-FO        | AST        | TO         | BLK       | STL        | PTS-PPG          |
|---------------|---------------|------------------|-----------------|-------------|----------|----------|----------------|-------------|-----------|------------|------------|------------|--------------|------------|------------|-----------|------------|------------------|
| 1980-81       | 27-14         | 703-26.0         | 78-194          | .402        | -        | -        | 39-57          | .684        | -         | -          | 59         | 2.2        | 45-1         | 58         | 43         | 2         | 36         | 195-7.2          |
| 1981-82       | 26-26         | 872-33.5         | 178-342         | .520        | -        | -        | 45-67          | .672        | -         | -          | 70         | 2.7        | 62-1         | 133        | 73         | 6         | 52         | 401-15.4         |
| 1982-83       | 28-28         | 1026-36.6        | 199-411         | .484        | -        | -        | 70-89          | .787        | 37        | 47         | 84         | 3.0        | 66-2         | 93         | 84         | 6         | 58         | 468-16.7         |
| 1983-84       | 28-28         | 1008-36.0        | 180-392         | .459        | -        | -        | 89-114         | .781        | 36        | 61         | 97         | 3.5        | 67-0         | 102        | 71         | 9         | 47         | 449-16.0         |
| <b>Totals</b> | <b>109-96</b> | <b>3609-33.1</b> | <b>635-1339</b> | <b>.474</b> | <b>-</b> | <b>-</b> | <b>243-327</b> | <b>.743</b> | <b>76</b> | <b>234</b> | <b>310</b> | <b>2.8</b> | <b>240-4</b> | <b>386</b> | <b>271</b> | <b>23</b> | <b>193</b> | <b>1513-13.9</b> |




**14. Courtney Beasley (Guard, 2005-09)**

| YEAR          | GP-S           | MP-AVG           | FG-FGA          | PCT         | 3FG-3FGA      | PCT         | FT-FTA         | PCT         | OR         | DR         | REB        | RPG        | PF-FO         | AST        | TO         | BLK       | STL        | PTS-PPG          |
|---------------|----------------|------------------|-----------------|-------------|---------------|-------------|----------------|-------------|------------|------------|------------|------------|---------------|------------|------------|-----------|------------|------------------|
| 2005-06       | 31-29          | 1085-35.0        | 126-295         | .427        | 19-75         | .253        | 62-86          | .721        | 15         | 104        | 119        | 3.8        | 92-3          | 63         | 68         | 5         | 42         | 333-10.7         |
| 2006-07       | 31-26          | 808-26.1         | 123-253         | .486        | 13-38         | .342        | 43-76          | .566        | 57         | 88         | 145        | 4.7        | 74-1          | 34         | 51         | 6         | 34         | 302-9.7          |
| 2007-08       | 33-32          | 935-28.3         | 128-287         | .446        | 17-51         | .333        | 75-91          | .824        | 45         | 105        | 150        | 4.5        | 87-4          | 56         | 52         | 4         | 35         | 348-10.5         |
| 2008-09       | 32-32          | 1113-34.8        | 185-407         | .455        | 10-26         | .385        | 98-129         | .760        | 71         | 156        | 227        | 7.1        | 78-2          | 49         | 39         | 5         | 30         | 478-14.9         |
| <b>Totals</b> | <b>127-119</b> | <b>3941-31.0</b> | <b>562-1242</b> | <b>.452</b> | <b>59-190</b> | <b>.311</b> | <b>278-382</b> | <b>.728</b> | <b>188</b> | <b>453</b> | <b>641</b> | <b>5.0</b> | <b>331-10</b> | <b>202</b> | <b>210</b> | <b>20</b> | <b>141</b> | <b>1461-11.5</b> |



**15. Derrek Hamilton (Forward, 1984-88)**

| YEAR          | GP-S          | MP-AVG           | FG-FGA          | PCT         | 3FG-3FGA     | PCT         | FT-FTA         | PCT         | OR         | DR         | REB        | RPG        | PF-FO         | AST        | TO         | BLK       | STL        | PTS-PPG          |
|---------------|---------------|------------------|-----------------|-------------|--------------|-------------|----------------|-------------|------------|------------|------------|------------|---------------|------------|------------|-----------|------------|------------------|
| 1984-85       | 13-1          | 160-12.3         | 13-32           | .406        | -            | -           | 10-15          | .667        | 12         | 26         | 38         | 2.9        | 13-0          | 13         | 9          | 3         | 13         | 36-2.8           |
| 1985-86       | 29-26         | 902-31.1         | 159-321         | .495        | -            | -           | 59-88          | .670        | 87         | 105        | 192        | 6.6        | 100-5         | 54         | 69         | 30        | 47         | 377-13.0         |
| 1986-87       | 34-33         | 1050-30.9        | 194-371         | .523        | 9-27         | .333        | 61-85          | .718        | 100        | 143        | 243        | 7.1        | 102-7         | 100        | 72         | 15        | 45         | 458-13.5         |
| 1987-88       | 30-30         | 1019-34.0        | 239-445         | .537        | 9-33         | .273        | 87-114         | .763        | 98         | 116        | 214        | 7.1        | 86-3          | 102        | 60         | 12        | 42         | 574-19.1         |
| <b>Totals</b> | <b>106-90</b> | <b>3131-29.5</b> | <b>605-1169</b> | <b>.518</b> | <b>18-60</b> | <b>.300</b> | <b>217-302</b> | <b>.719</b> | <b>297</b> | <b>390</b> | <b>687</b> | <b>6.5</b> | <b>301-15</b> | <b>269</b> | <b>210</b> | <b>60</b> | <b>147</b> | <b>1445-13.6</b> |



**16. Kelly McCarty (Forward, 1994-98)**

| YEAR          | GP-S           | MP-AVG           | FG-FGA          | PCT         | 3FG-3FGA       | PCT         | FT-FTA         | PCT         | OR         | DR         | REB        | RPG        | PF-FO        | AST        | TO         | BLK        | STL        | PTS-PPG          |
|---------------|----------------|------------------|-----------------|-------------|----------------|-------------|----------------|-------------|------------|------------|------------|------------|--------------|------------|------------|------------|------------|------------------|
| 1994-95       | 30-26          | 894-29.8         | 128-329         | .389        | 50-165         | .303        | 24-45          | .533        | 81         | 101        | 182        | 6.1        | 51-1         | 44         | 57         | 20         | 31         | 330-11.0         |
| 1995-96       | 27-26          | 861-31.9         | 107-304         | .352        | 40-133         | .301        | 64-81          | .790        | 81         | 147        | 228        | 8.4        | 63-2         | 29         | 48         | 31         | 51         | 318-11.8         |
| 1996-97       | 27-23          | 808-29.9         | 100-229         | .437        | 4-21           | .190        | 55-88          | .625        | 62         | 112        | 174        | 6.4        | 58-0         | 29         | 70         | 29         | 22         | 259-9.6          |
| 1997-98       | 33-33          | 1106-33.5        | 189-382         | .495        | 11-34          | .324        | 94-129         | .729        | 77         | 189        | 266        | 8.1        | 66-1         | 49         | 69         | 47         | 31         | 483-14.6         |
| <b>Totals</b> | <b>117-108</b> | <b>3669-31.4</b> | <b>524-1244</b> | <b>.421</b> | <b>105-353</b> | <b>.297</b> | <b>237-343</b> | <b>.691</b> | <b>301</b> | <b>549</b> | <b>850</b> | <b>7.3</b> | <b>238-4</b> | <b>151</b> | <b>244</b> | <b>127</b> | <b>135</b> | <b>1390-11.9</b> |



**17. Bruce Miller (Forward, 1962-65)**

| YEAR          | GP-S        | MP-AVG   | FG-FGA          | PCT         | 3FG-3FGA | PCT      | FT-FTA         | PCT         | OR       | DR       | REB        | RPG        | PF-FO       | AST      | TO       | BLK      | STL      | PTS-PPG          |
|---------------|-------------|----------|-----------------|-------------|----------|----------|----------------|-------------|----------|----------|------------|------------|-------------|----------|----------|----------|----------|------------------|
| 1961-62       | 26-         | -        | 123-233         | .528        | -        | -        | 76-114         | .667        | -        | -        | 202        | 7.8        | 97-         | -        | -        | -        | -        | 322-12.4         |
| 1962-63       | 25-         | -        | 85-181          | .470        | -        | -        | 78-116         | .672        | -        | -        | 141        | 5.6        | 73-         | -        | -        | -        | -        | 248-9.9          |
| 1963-64       | 24-         | -        | 140-289         | .484        | -        | -        | 66-89          | .742        | -        | -        | 150        | 6.3        | -           | -        | -        | -        | -        | 346-14.4         |
| 1964-65       | 25-         | -        | 178-350         | .509        | -        | -        | 110-141        | .780        | -        | -        | 153        | 6.1        | -           | -        | -        | -        | -        | 466-18.6         |
| <b>Totals</b> | <b>100-</b> | <b>-</b> | <b>526-1053</b> | <b>.500</b> | <b>-</b> | <b>-</b> | <b>330-460</b> | <b>.717</b> | <b>-</b> | <b>-</b> | <b>646</b> | <b>6.5</b> | <b>170-</b> | <b>-</b> | <b>-</b> | <b>-</b> | <b>-</b> | <b>1382-13.8</b> |



**18. Damien Smith (Guard, 1993-97)**

| YEAR          | GP-S          | MP-AVG           | FG-FGA          | PCT         | 3FG-3FGA      | PCT         | FT-FTA         | PCT         | OR         | DR         | REB        | RPG        | PF-FO        | AST        | TO         | BLK      | STL        | PTS-PPG          |
|---------------|---------------|------------------|-----------------|-------------|---------------|-------------|----------------|-------------|------------|------------|------------|------------|--------------|------------|------------|----------|------------|------------------|
| 1993-94       | 27-1          | 491-18.2         | 79-187          | .422        | 12-40         | .300        | 30-49          | .612        | 26         | 33         | 59         | 2.2        | 52-1         | 51         | 39         | 1        | 26         | 200-7.4          |
| 1994-95       | 26-26         | 904-34.8         | 165-424         | .389        | 30-95         | .316        | 61-84          | .726        | 48         | 74         | 122        | 4.7        | 62-0         | 93         | 80         | 4        | 51         | 421-16.2         |
| 1995-96       | 23-22         | 790-34.3         | 140-367         | .381        | 32-104        | .308        | 86-116         | .741        | 46         | 56         | 102        | 4.4        | 47-0         | 73         | 75         | 2        | 38         | 398-17.3         |
| 1996-97       | 27-27         | 1017-37.7        | 113-281         | .402        | 20-75         | .267        | 79-95          | .832        | 15         | 102        | 117        | 4.3        | 63-4         | 124        | 93         | 2        | 26         | 325-12.0         |
| <b>Totals</b> | <b>103-76</b> | <b>3202-31.1</b> | <b>497-1259</b> | <b>.395</b> | <b>94-314</b> | <b>.299</b> | <b>256-344</b> | <b>.744</b> | <b>135</b> | <b>265</b> | <b>400</b> | <b>3.9</b> | <b>224-5</b> | <b>341</b> | <b>287</b> | <b>9</b> | <b>141</b> | <b>1344-13.0</b> |



**19. John White (Forward, 1984-88)**

| YEAR          | GP-S          | MP-AVG           | FG-FGA          | PCT         | 3FG-3FGA      | PCT         | FT-FTA         | PCT         | OR         | DR         | REB        | RPG        | PF-FO         | AST        | TO         | BLK       | STL        | PTS-PPG          |
|---------------|---------------|------------------|-----------------|-------------|---------------|-------------|----------------|-------------|------------|------------|------------|------------|---------------|------------|------------|-----------|------------|------------------|
| 1984-85       | 28-6          | 438-15.6         | 64-157          | .408        | -             | -           | 23-29          | .793        | 22         | 24         | 46         | 1.6        | 53-2          | 40         | 45         | 5         | 17         | 151-5.4          |
| 1985-86       | 25-20         | 656-26.2         | 116-251         | .462        | -             | -           | 46-66          | .697        | 44         | 66         | 110        | 4.4        | 75-6          | 65         | 63         | 14        | 42         | 278-11.1         |
| 1986-87       | 34-27         | 885-26.0         | 144-326         | .442        | 45-109        | .413        | 93-115         | .809        | 62         | 106        | 168        | 4.9        | 96-4          | 101        | 59         | 15        | 36         | 426-12.5         |
| 1987-88       | 30-30         | 963-32.1         | 157-318         | .494        | 46-115        | .400        | 116-155        | .748        | 67         | 109        | 176        | 5.9        | 107-5         | 92         | 88         | 10        | 51         | 476-15.9         |
| <b>Totals</b> | <b>117-83</b> | <b>2942-25.1</b> | <b>481-1052</b> | <b>.457</b> | <b>91-224</b> | <b>.406</b> | <b>278-365</b> | <b>.762</b> | <b>195</b> | <b>305</b> | <b>500</b> | <b>4.3</b> | <b>331-17</b> | <b>298</b> | <b>255</b> | <b>44</b> | <b>146</b> | <b>1331-11.4</b> |



**20. Rich Corsetto (Forward, 1968-71)**

| YEAR          | GP-S       | MP-AVG   | FG-FGA          | PCT         | 3FG-3FGA | PCT      | FT-FTA         | PCT         | OR       | DR       | REB        | RPG        | PF-FO       | AST      | TO       | BLK      | STL      | PTS-PPG          |
|---------------|------------|----------|-----------------|-------------|----------|----------|----------------|-------------|----------|----------|------------|------------|-------------|----------|----------|----------|----------|------------------|
| 1968-69       | 25-        | -        | 184-377         | .488        | -        | -        | 69-99          | .697        | -        | -        | 125        | 5.0        | 69-         | -        | -        | -        | -        | 437-17.5         |
| 1969-70       | 26-        | -        | 153-370         | .414        | -        | -        | 59-83          | .711        | -        | -        | 118        | 4.5        | 76-         | -        | -        | -        | -        | 365-14.0         |
| 1970-71       | 26-        | -        | 200-458         | .437        | -        | -        | 93-134         | .694        | -        | -        | 145        | 5.6        | 81-         | -        | -        | -        | -        | 493-19.0         |
| <b>Totals</b> | <b>77-</b> | <b>-</b> | <b>537-1205</b> | <b>.446</b> | <b>-</b> | <b>-</b> | <b>221-316</b> | <b>.699</b> | <b>-</b> | <b>-</b> | <b>388</b> | <b>5.0</b> | <b>226-</b> | <b>-</b> | <b>-</b> | <b>-</b> | <b>-</b> | <b>1295-16.8</b> |



**21. Jack Gallagher (Forward, 1949-52)**

| YEAR    | GP-S | MP-AVG | FG-FGA | PCT | 3FG-3FGA | PCT | FT-FTA  | PCT  | OR | DR | REB | RPG | PF-FO | AST | TO | BLK | STL | PTS-PPG  |
|---------|------|--------|--------|-----|----------|-----|---------|------|----|----|-----|-----|-------|-----|----|-----|-----|----------|
| 1949-50 | 25-  | -      | 103-   | -   | -        | -   | 65-102  | .637 | -  | -  | -   | -   | 81-0  | -   | -  | -   | -   | 271-10.8 |
| 1950-51 | 35-  | -      | 157-   | -   | -        | -   | 102-148 | .689 | -  | -  | -   | -   | 112-7 | -   | -  | -   | -   | 416-11.9 |
| 1951-52 | 37-  | -      | 139-   | -   | -        | -   | 69-117  | .590 | -  | -  | -   | -   |       |     |    |     |     |          |



# 1,000-Point Club



### 23. Gary Kochersperger (Guard, 1964-67)

| YEAR          | GP-S       | MP-AVG   | FG-FGA         | PCT         | 3FG-3FGA | PCT      | FT-FTA         | PCT         | OR       | DR       | REB        | RPG        | PF-FO      | AST      | TO       | BLK      | STL      | PTS-PPG          |
|---------------|------------|----------|----------------|-------------|----------|----------|----------------|-------------|----------|----------|------------|------------|------------|----------|----------|----------|----------|------------------|
| 1964-65       | 26-        | -        | 157-322        | .488        | -        | -        | 84-108         | .778        | -        | -        | 96         | 3.7        | -          | -        | -        | -        | -        | 398-15.3         |
| 1965-66       | 20-        | -        | 123-256        | .480        | -        | -        | 61-82          | .744        | -        | -        | 65         | 3.3        | 35-        | -        | -        | -        | -        | 307-15.4         |
| 1966-67       | 25-        | -        | 205-406        | .505        | -        | -        | 102-134        | .761        | -        | -        | 109        | 4.4        | 55-        | -        | -        | -        | -        | 512-20.5         |
| <b>Totals</b> | <b>71-</b> | <b>-</b> | <b>485-984</b> | <b>.493</b> | <b>-</b> | <b>-</b> | <b>247-324</b> | <b>.762</b> | <b>-</b> | <b>-</b> | <b>270</b> | <b>3.8</b> | <b>90-</b> | <b>-</b> | <b>-</b> | <b>-</b> | <b>-</b> | <b>1217-17.1</b> |



### 24. Kenny Siler (Guard, 1983-87)

| YEAR          | GP-S           | MP-AVG           | FG-FGA         | PCT         | 3FG-3FGA    | PCT         | FT-FTA         | PCT         | OR         | DR         | REB        | RPG        | PF-FO        | AST        | TO         | BLK       | STL        | PTS-PPG          |
|---------------|----------------|------------------|----------------|-------------|-------------|-------------|----------------|-------------|------------|------------|------------|------------|--------------|------------|------------|-----------|------------|------------------|
| 1983-84       | 25-11          | 578-23.1         | 56-115         | .487        | -           | -           | 31-40          | .775        | 20         | 28         | 48         | 1.9        | 46-1         | 46         | 45         | 7         | 21         | 143-5.7          |
| 1984-85       | 28-26          | 956-34.1         | 104-214        | .486        | -           | -           | 45-65          | .692        | 54         | 66         | 120        | 4.3        | 92-4         | 97         | 45         | 8         | 35         | 253-9.0          |
| 1985-86       | 29-29          | 1021-35.2        | 169-315        | .537        | -           | -           | 84-115         | .730        | 55         | 71         | 126        | 4.3        | 78-2         | 101        | 72         | 13        | 52         | 422-14.6         |
| 1986-87       | 34-34          | 1071-31.5        | 149-310        | .481        | 4-11        | .364        | 83-113         | .735        | 65         | 59         | 124        | 3.6        | 93-1         | 89         | 55         | 20        | 28         | 385-11.3         |
| <b>Totals</b> | <b>116-100</b> | <b>3626-31.3</b> | <b>478-954</b> | <b>.501</b> | <b>4-11</b> | <b>.364</b> | <b>243-333</b> | <b>.730</b> | <b>194</b> | <b>224</b> | <b>418</b> | <b>3.6</b> | <b>309-8</b> | <b>333</b> | <b>217</b> | <b>48</b> | <b>136</b> | <b>1203-10.4</b> |



### 25. James Williams (Forward, 1981-85)

| YEAR          | GP-S          | MP-AVG           | FG-FGA         | PCT         | 3FG-3FGA | PCT      | FT-FTA         | PCT         | OR         | DR         | REB        | RPG        | PF-FO         | AST       | TO         | BLK       | STL       | PTS-PPG          |
|---------------|---------------|------------------|----------------|-------------|----------|----------|----------------|-------------|------------|------------|------------|------------|---------------|-----------|------------|-----------|-----------|------------------|
| 1981-82       | 22-1          | 261-11.9         | 33-70          | .471        | -        | -        | 17-34          | .500        | 2          | 54         | 56         | 2.5        | 35-0          | 13        | 8          | 4         | 7         | 83-3.8           |
| 1982-83       | 26-12         | 534-20.5         | 103-178        | .579        | -        | -        | 43-70          | .614        | 52         | 42         | 94         | 3.6        | 69-5          | 17        | 30         | 12        | 18        | 249-9.6          |
| 1983-84       | 28-27         | 937-33.5         | 170-345        | .493        | -        | -        | 76-131         | .580        | 106        | 108        | 214        | 7.6        | 97-7          | 28        | 85         | 29        | 33        | 416-14.9         |
| 1984-85       | 27-25         | 864-32.0         | 180-354        | .508        | -        | -        | 81-138         | .587        | 112        | 109        | 221        | 8.2        | 92-4          | 37        | 72         | 21        | 32        | 441-16.3         |
| <b>Totals</b> | <b>103-65</b> | <b>2596-25.2</b> | <b>486-947</b> | <b>.513</b> | <b>-</b> | <b>-</b> | <b>217-373</b> | <b>.582</b> | <b>272</b> | <b>313</b> | <b>585</b> | <b>5.7</b> | <b>293-16</b> | <b>95</b> | <b>195</b> | <b>66</b> | <b>90</b> | <b>1189-11.5</b> |



### 26. Micky Harrington (Forward, 1951-55)

| YEAR          | GP-S        | MP-AVG   | FG-FGA      | PCT      | 3FG-3FGA | PCT      | FT-FTA         | PCT         | OR       | DR       | REB      | RPG      | PF-FO       | AST      | TO       | BLK      | STL      | PTS-PPG          |
|---------------|-------------|----------|-------------|----------|----------|----------|----------------|-------------|----------|----------|----------|----------|-------------|----------|----------|----------|----------|------------------|
| 1951-52       | 29-         | -        | 76-         | -        | -        | -        | 41-61          | .672        | -        | -        | -        | -        | 45-         | -        | -        | -        | -        | 193-6.7          |
| 1952-53       | 35-         | -        | 113-        | -        | -        | -        | 69-110         | .627        | -        | -        | -        | -        | 77-         | -        | -        | -        | -        | 295-8.4          |
| 1953-54       | 31-         | -        | 168-        | -        | -        | -        | 98-153         | .641        | -        | -        | -        | -        | 85-         | -        | -        | -        | -        | 434-14.0         |
| 1954-55       | 18-         | -        | 106-        | -        | -        | -        | 27-62          | .435        | -        | -        | -        | -        | 35-         | -        | -        | -        | -        | 239-13.3         |
| <b>Totals</b> | <b>113-</b> | <b>-</b> | <b>463-</b> | <b>-</b> | <b>-</b> | <b>-</b> | <b>235-386</b> | <b>.609</b> | <b>-</b> | <b>-</b> | <b>-</b> | <b>-</b> | <b>242-</b> | <b>-</b> | <b>-</b> | <b>-</b> | <b>-</b> | <b>1161-10.3</b> |



### 27. John Prince (Forward, 1973-76)

| YEAR          | GP-S       | MP-AVG   | FG-FGA         | PCT         | 3FG-3FGA | PCT      | FT-FTA         | PCT         | OR       | DR       | REB        | RPG        | PF-FO       | AST        | TO         | BLK      | STL      | PTS-PPG          |
|---------------|------------|----------|----------------|-------------|----------|----------|----------------|-------------|----------|----------|------------|------------|-------------|------------|------------|----------|----------|------------------|
| 1973-74       | 3-         | -        | 7-22           | .318        | -        | -        | 6-10           | .600        | -        | -        | 12         | 4.0        | 11-         | 9          | 0          | 0        | 0        | 20-6.7           |
| 1974-75       | 26-        | -        | 89-217         | .410        | -        | -        | 45-75          | .600        | -        | -        | 105        | 4.0        | 91-         | 78         | 0          | 0        | 0        | 223-8.6          |
| 1975-76       | 26-        | -        | 150-316        | .475        | -        | -        | 71-107         | .664        | -        | -        | 160        | 6.2        | 85-         | 60         | 108        | 0        | 0        | 371-14.3         |
| 1976-77       | 26-        | -        | 225-438        | .514        | -        | -        | 70-102         | .686        | -        | -        | 172        | 6.6        | 98-         | 67         | 73         | 0        | 0        | 520-20.0         |
| <b>Totals</b> | <b>81-</b> | <b>-</b> | <b>471-993</b> | <b>.474</b> | <b>-</b> | <b>-</b> | <b>192-294</b> | <b>.653</b> | <b>-</b> | <b>-</b> | <b>449</b> | <b>5.5</b> | <b>285-</b> | <b>214</b> | <b>181</b> | <b>0</b> | <b>0</b> | <b>1134-14.0</b> |



### 28. Vandarel Jones (Center, 1997-2001)

| YEAR          | GP-S          | MP-AVG           | FG-FGA         | PCT         | 3FG-3FGA   | PCT         | FT-FTA         | PCT         | OR         | DR         | REB        | RPG        | PF-FO        | AST       | TO         | BLK        | STL       | PTS-PPG         |
|---------------|---------------|------------------|----------------|-------------|------------|-------------|----------------|-------------|------------|------------|------------|------------|--------------|-----------|------------|------------|-----------|-----------------|
| 1997-98       | 32-12         | 641-20.0         | 102-143        | .713        | 0-0        | .000        | 62-115         | .539        | 50         | 98         | 148        | 4.6        | 80-1         | 11        | 43         | 40         | 15        | 266-8.3         |
| 1998-99       | 26-19         | 666-25.6         | 61-100         | .610        | 0-0        | .000        | 54-93          | .581        | 77         | 105        | 182        | 7.0        | 64-4         | 10        | 48         | 20         | 13        | 176-6.8         |
| 1999-00       | 29-9          | 691-23.8         | 90-134         | .672        | 0-2        | .000        | 106-171        | .620        | 72         | 102        | 174        | 6.0        | 65-0         | 12        | 62         | 38         | 10        | 286-9.9         |
| 2000-01       | 31-31         | 905-29.2         | 140-227        | .617        | 0-1        | .000        | 115-186        | .618        | 76         | 154        | 230        | 7.4        | 80-2         | 20        | 64         | 77         | 10        | 395-12.7        |
| <b>Totals</b> | <b>118-71</b> | <b>2903-24.6</b> | <b>393-604</b> | <b>.651</b> | <b>0-3</b> | <b>.000</b> | <b>337-565</b> | <b>.596</b> | <b>275</b> | <b>459</b> | <b>734</b> | <b>6.2</b> | <b>289-7</b> | <b>53</b> | <b>217</b> | <b>175</b> | <b>48</b> | <b>1123-9.5</b> |




### 29. John Vitrano (Guard, 1967-70)

| YEAR          | GP-S       | MP-AVG   | FG-FGA         | PCT         | 3FG-3FGA | PCT      | FT-FTA         | PCT         | OR       | DR       | REB        | RPG        | PF-FO       | AST      | TO       | BLK      | STL      | PTS-PPG          |
|---------------|------------|----------|----------------|-------------|----------|----------|----------------|-------------|----------|----------|------------|------------|-------------|----------|----------|----------|----------|------------------|
| 1967-68       | 25-        | -        | 143-247        | .579        | -        | -        | 93-132         | .705        | -        | -        | 100        | 4.0        | 81-         | -        | -        | -        | -        | 379-15.2         |
| 1968-69       | 25-        | -        | 104-180        | .578        | -        | -        | 118-160        | .738        | -        | -        | 100        | 4.0        | 77-         | -        | -        | -        | -        | 326-13.0         |
| 1969-70       | 26-        | -        | 142-260        | .546        | -        | -        | 128-170        | .753        | -        | -        | 126        | 4.8        | 83-         | -        | -        | -        | -        | 412-15.8         |
| <b>Totals</b> | <b>76-</b> | <b>-</b> | <b>389-687</b> | <b>.566</b> | <b>-</b> | <b>-</b> | <b>339-462</b> | <b>.734</b> | <b>-</b> | <b>-</b> | <b>326</b> | <b>4.3</b> | <b>241-</b> | <b>-</b> | <b>-</b> | <b>-</b> | <b>-</b> | <b>1117-14.7</b> |



### 30. Roy Danforth (Guard, 1958-62)

| YEAR          | GP-S       | MP-AVG   | FG-FGA         | PCT         | 3FG-3FGA | PCT      | FT-FTA         | PCT         | OR       | DR       | REB        | RPG        | PF-FO        | AST      | TO       | BLK      | STL      | PTS-PPG          |
|---------------|------------|----------|----------------|-------------|----------|----------|----------------|-------------|----------|----------|------------|------------|--------------|----------|----------|----------|----------|------------------|
| 1958-59       | 25-        | -        | 61-156         | .391        | -        | -        | 77-97          | .794        | -        | -        | 97         | 3.9        | 62-2         | -        | -        | -        | -        | 199-8.0          |
| 1959-60       | 16-        | -        | 39-98          | .398        | -        | -        | 41-58          | .707        | -        | -        | 61         | 3.8        | 55-0         | -        | -        | -        | -        | 119-7.4          |
| 1960-61       | 26-        | -        | 117-242        | .483        | -        | -        | 130-171        | .760        | -        | -        | 163        | 6.3        | 77-0         | -        | -        | -        | -        | 364-14.0         |
| 1961-62       | 26-        | -        | 132-290        | .455        | -        | -        | 120-162        | .741        | -        | -        | 204        | 7.8        | 90-0         | -        | -        | -        | -        | 384-14.8         |
| <b>Totals</b> | <b>93-</b> | <b>-</b> | <b>349-786</b> | <b>.444</b> | <b>-</b> | <b>-</b> | <b>368-488</b> | <b>.754</b> | <b>-</b> | <b>-</b> | <b>525</b> | <b>5.6</b> | <b>284-2</b> | <b>-</b> | <b>-</b> | <b>-</b> | <b>-</b> | <b>1066-11.5</b> |



### 31. Craig Craft (Guard, 2005-09)

| YEAR          | GP-S          | MP-AVG           | FG-FGA         | PCT         | 3FG-3FGA       | PCT         | FT-FTA         | PCT         | OR         | DR         | REB        | RPG        | PF-FO        | AST       | TO         | BLK       | STL       | PTS-PPG         |
|---------------|---------------|------------------|----------------|-------------|----------------|-------------|----------------|-------------|------------|------------|------------|------------|--------------|-----------|------------|-----------|-----------|-----------------|
| 2005-06       | 28-4          | 571-20.4         | 58-153         | .379        | 29-82          | .354        | 14-20          | .700        | 29         | 52         | 81         | 2.9        | 56-2         | 17        | 25         | 4         | 17        | 159-5.7         |
| 2006-07       | 31-7          | 557-18.0         | 101-207        | .488        | 29-75          | .387        | 39-53          | .736        | 37         | 81         | 118        | 3.8        | 40-1         | 19        | 33         | 3         | 17        | 270-8.7         |
| 2007-08       | 31-3          | 698-22.5         | 94-227         | .414        | 31-95          | .326        | 28-41          | .683        | 54         | 84         | 138        | 4.5        | 49-1         | 25        | 39         | 1         | 22        | 247-8.0         |
| 2008-09       | 32-25         | 1055-33.0        | 136-319        | .426        | 49-132         | .371        | 34-52          | .654        | 56         | 128        | 184        | 5.8        | 75-3         | 17        | 38         | 2         | 24        | 355-11.1        |
| <b>Totals</b> | <b>122-39</b> | <b>2881-23.6</b> | <b>389-906</b> | <b>.429</b> | <b>138-384</b> | <b>.359</b> | <b>115-166</b> | <b>.693</b> | <b>176</b> | <b>345</b> | <b>521</b> | <b>4.3</b> | <b>220-7</b> | <b>78</b> | <b>135</b> | <b>10</b> | <b>80</b> | <b>1031-8.5</b> |



### 32. Glenn Masson (Forward, 1972-74)

| YEAR          | GP-S       | MP-AVG   | FG-FGA         | PCT         | 3FG-3FGA | PCT      | FT-FTA         | PCT         | OR       | DR       | REB        | RPG        | PF-FO       | AST        | TO       | BLK      | STL      | PTS-PPG          |
|---------------|------------|----------|----------------|-------------|----------|----------|----------------|-------------|----------|----------|------------|------------|-------------|------------|----------|----------|----------|------------------|
| 1972-73       | 24-        | -        | 162-380        | .426        | -        | -        | 23-36          | .639        | -        | -        | 82         | 3.4        | 53-         | -          | -        | -        | -        | 347-14.5         |
| 1973-74       | 26-        | -        | 170-362        | .470        | -        | -        | 65-75          | .867        | -        | -        | 75         | 2.9        | 66-         | 57         | -        | -        | -        | 405-15.6         |
| 1974-75       | 26-        | -        | 116-255        | .455        | -        | -        | 42-54          | .778        | -        | -        | 57         | 2.2        | 56-         | 55         | -        | -        | -        | 274-10.5         |
| <b>Totals</b> | <b>76-</b> | <b>-</b> | <b>448-997</b> | <b>.449</b> | <b>-</b> | <b>-</b> | <b>130-165</b> | <b>.788</b> | <b>-</b> | <b>-</b> | <b>214</b> | <b>2.8</b> | <b>175-</b> | <b>112</b> | <b>-</b> | <b>-</b> | <b>-</b> | <b>1026-13.5</b> |



### 33. Berlin Ladner (Forward, 1965-68)

</

## Top Scoring Games

| Points | Name                  | Opponent                  | Date     |
|--------|-----------------------|---------------------------|----------|
| 45     | Berlin Ladner         | Samford                   | 2/21/68  |
| 41     | Damien Smith          | at Ole Miss               | 12/19/95 |
| 41     | John White            | at Virginia Tech          | 2/6/88   |
| 41     | Jerome Arnold         | Missouri-Kansas City      | 12/13/78 |
| 40     | Mike Coleman          | Centenary                 | 1/16/75  |
| 38     | Mike Coleman          | Wisconsin-Milwaukee       | 2/13/75  |
| 38     | Mike Coleman          | at Georgia Southern       | 1/18/75  |
| 38     | Danny Thornsberry     | Ole Miss                  | 12/15/71 |
| 38     | Wendell Ladner        | at Northwestern Louisiana | 12/7/67  |
| 37     | Darrin Chancellor     | at Virginia Tech          | 1/12/91  |
| 37     | Casey Fisher          | Memphis State             | 1/21/88  |
| 37     | Jerome Arnold         | Missouri Western          | 11/29/78 |
| 36     | Charles Gaines        | Georgia Southern          | 12/17/03 |
| 36     | Wendell Ladner        | vs. West Virginia Tech    | 12/29/67 |
| 35     | Elvin Mims            | USF                       | 3/2/02   |
| 35     | Clarence Weatherspoon | Charlotte                 | 2/1/92   |
| 35     | Mike Coleman          | Northwestern Oklahoma     | 1/4/75   |
| 35     | Wendell Ladner        | Northwestern Louisiana    | 1/27/68  |
| 35     | Nick Revon            | at Northwestern Louisiana | 2/29/52  |
| 34     | Charles Gaines        | Jackson State             | 11/25/02 |
| 34     | David Wall            | vs. Nebraska              | 11/26/99 |
| 34     | Mike Coleman          | Delta State               | 12/4/74  |
| 34     | Glenn Masson          | Pan American              | 2/16/74  |
| 34     | Ronnie Malone         | Georgia Tech              | 1/31/74  |
| 34     | Danny Thornsberry     | at Pepperdine             | 2/14/72  |
| 34     | Danny Thornsberry     | Chattanooga               | 2/7/72   |
| 34     | Danny Thornsberry     | Centenary                 | 2/5/72   |
| 34     | Wendell Ladner        | Morehead State            | 1/30/69  |
| 34     | Richie Goldberg       | Centenary                 | 3/1/62   |
| 33     | Jeremy Wise           | at Alabama                | 11/23/07 |
| 33     | Charles Gaines        | Alcorn State              | 11/22/02 |
| 33     | Elvin Mims            | at South Alabama          | 12/5/01  |
| 33     | Clarence Weatherspoon | at Tulane                 | 1/30/92  |
| 33     | Darrin Chancellor     | at Southwestern Louisiana | 2/15/89  |
| 33     | Randolph Keys         | Southwestern Louisiana    | 2/16/88  |
| 33     | Curtis Green          | vs. North Texas State     | 11/25/83 |
| 33     | John Prince           | Northeast Louisiana       | 2/3/77   |
| 33     | John Prince           | Lamar                     | 1/6/77   |
| 33     | Ronnie Malone         | Louisiana Tech            | 1/17/74  |
| 33     | Rich Corsetto         | Morehead State            | 2/2/71   |
| 33     | Gary Kochersperger    | Northwestern Louisiana    | 2/4/65   |
| 33     | Nick Revon            | North Texas State         | 1/7/54   |
| 33     | Tom Bishop            | vs. Hamline               | 3/12/53  |
| 32     | Elvin Mims            | TCU                       | 2/23/02  |
| 32     | Bernard Haslett       | at Memphis State          | 2/10/93  |
| 32     | Darrin Chancellor     | Memphis State             | 1/4/89   |
| 32     | John Prince           | Tulane                    | 2/19/77  |
| 32     | Earl Lewis            | Austin Peay               | 1/5/76   |
| 32     | Mike Coleman          | Mercer                    | 12/12/74 |
| 32     | Charles Payne         | at McNeese State          | 1/16/65  |
| 32     | Nick Revon            | Hamline                   | 12/4/53  |
| 32     | Tom Bishop            | vs. Delta State           | 3/6/51   |
| 31     | David Wall            | at Louisville             | 1/8/00   |
| 31     | Bernard Haslett       | at Tulane                 | 2/19/94  |
| 31     | Randolph Keys         | Virginia Tech             | 1/16/88  |
| 31     | Kenny Siler           | Florida State             | 2/8/86   |
| 31     | James Williams        | at Tennessee Tech         | 12/17/84 |
| 31     | Eddie Jiles           | at Eastern Kentucky       | 2/2/81   |
| 31     | Tom Yachinich         | vs. Florida State         | 12/7/70  |
| 31     | John Vitrano          | East Tennessee State      | 12/12/68 |
| 31     | John Vitrano          | Delta State               | 2/20/68  |
| 31     | Charles Payne         | Spring Hill               | 2/23/65  |
| 31     | Bruce Miller          | at Southwestern Louisiana | 2/13/62  |
| 31     | Roy Danforth          | West Texas State          | 12/15/60 |
| 31     | Don Curry             | Southwestern Louisiana    | 2/22/60  |
| 31     | Bob Kinney            | Southeastern Louisiana    | 1/12/57  |
| 31     | Harold Kea            | Centenary                 | 1/22/59  |
| 31     | Nick Revon            | vs. Stetson               | 1/4/54   |
| 31     | Nick Revon            | at Evansville             | 1/22/53  |
| 31     | Tom Bishop            | at Marshall               | 1/20/51  |
| 30     | Courtney Beasley      | at UTEP                   | 1/31/09  |
| 30     | Clement Carter        | William Carey             | 12/22/03 |
| 30     | Bernard Haslett       | at Chattanooga            | 1/2/94   |
| 30     | Bernard Haslett       | at Tennessee Tech         | 12/22/92 |
| 30     | Clarence Weatherspoon | at Memphis State          | 2/9/91   |
| 30     | Derrek Hamilton       | at Virginia Tech          | 2/6/88   |
| 30     | Casey Fisher          | at Florida State          | 2/28/87  |
| 30     | Michael Jett          | at Florida State          | 1/18/86  |
| 30     | Kenny Smith           | Saint Louis               | 2/18/80  |
| 30     | Cornelius Jackson     | at Memphis State          | 12/1/77  |
| 30     | John Prince           | Memphis State             | 1/3/77   |
| 30     | Mike Coleman          | Roanoke                   | 1/27/75  |
| 30     | Wendell Ladner        | at Centenary              | 2/17/69  |
| 30     | Berlin Ladner         | at Florida Southern       | 2/17/68  |
| 30     | Wendell Ladner        | at Centenary              | 2/3/68   |
| 30     | Gary Hannan           | at Centenary              | 2/17/67  |
| 30     | Gary Hannan           | Southeastern Louisiana    | 1/15/66  |
| 30     | Bruce Miller          | Centenary                 | 2/27/65  |
| 30     | Charles Payne         | St. Bernard               | 1/30/65  |
| 30     | Charles Payne         | Jacksonville State        | 12/14/64 |
| 30     | Harold Kea            | Louisiana Tech            | 2/1/59   |
| 30     | Nick Revon            | Hamline                   | 12/5/53  |
| 30     | Nick Revon            | at Southwestern Louisiana | 12/1/53  |
| 30     | Nick Revon            | Belmont                   | 11/28/53 |
| 30     | Tom Bishop            | at Morehead State         | 1/18/51  |

### Career 30-Point Games

|   |  |
|---|--|
| 8 | Nick Revon   |
| 7 | Mike Coleman   |
| 6 | Wendell Ladner   |
| 4 | Tom Bishop, Bernard Haslett, Charles Payne, John Prince, Danny Thornsberry   |
| 3 | Darrin Chancellor, Charles Gaines, Elvin Mims, Clarence Weatherspoon   |
| 2 | Jerome Arnold, Casey Fisher, Gary Hannan, Harold Kea, Randolph Keys, Berlin Ladner, Ronnie Malone, Bruce Miller, John Vitrano, David Wall  |
| 1 | Courtney Beasley, Clement Carter, Rich Corsetto, Don Curry, Roy Danforth, Richie Goldberg, Curtis Green, Derrek Hamilton, Cornelius Jackson, Michael Jett, Eddie Jiles, Bob Kinney, Gary Kochersperger, Earl Lewis, Glenn Masson, Kenny Siler, Kenny Smith, Damien Smith, John White, James Williams, Jeremy Wise, Tom Yachinich |

# Team Game Records

## Points

1. 133 at Virginia Tech, 2/6/88
2. 131 vs. Iowa Wesleyan, 12/2/78
3. 128 vs. Florida Tech, 12/4/67
4. 127 vs. Virginia Tech, 1/16/88
5. 123 vs. Delta State, 1/17/66

## Points, Half

1. 73 (2nd) at Wyoming, 12/29/90
2. 72 (2nd) at Arkansas State, 1/3/70  
72 (1st) vs. Florida Tech, 12/4/67
4. 68 (2nd) vs. Spring Hill, 11/22/06  
68 (1st) vs. Iowa Wesleyan, 12/2/78

## Points Allowed

1. 141 at Virginia Tech, 2/6/88
2. 123 vs. South Alabama, 2/14/74  
123 vs. Louisiana Tech, 1/6/72
4. 121 at Utah State, 2/2/74  
121 at Old Dominion, 2/5/71

## Largest Margin of Victory

1. 66 (103-37) vs. Troy St., 11/30/51
2. 57 (114-57) vs. Missouri Western, 11/29/78
3. 56 (113-57) vs. Spring Hill, 11/22/06
4. 54 (131-77) vs. Iowa Wesleyan, 12/2/79
5. 53 (93-40) vs. Culver-Stockton, 12/14/53

## Largest Margin of Defeat

1. 52 (37-89) at Cincinnati, 2/15/02
2. 46 (46-92) at Auburn, 12/30/02
3. 45 (62-107) vs. Louisville, 1/11/05
4. 43 (65-108) at West Texas State, 1/23/71
5. 42 (35-77) at Arkansas, 11/30/05  
42 (63-105) at South Carolina, 2/6/89

## Field Goals Made

1. 55 vs. Iowa Wesleyan, 12/2/78
2. 54 vs. Delta State, 2/20/68
3. 53 vs. Virginia Tech, 1/16/87
4. 51 vs. Blue Mountain, 11/29/07  
51 vs. Florida Tech, 12/4/67

## Field Goals Attempted

1. 116 at Ole Miss, 12/15/70
2. 110 vs. Christian Brothers, 2/24/64
3. 106 vs. Iowa Wesleyan, 12/2/78  
106 vs. Northwestern Louisiana, 1/27/71  
106 vs. Northwestern Louisiana, 2/18/64

## Field Goal Percentage

1. .688 vs. Spring Hill, 2/10/69
2. .661 vs. Appalachian State, 1/17/90
3. .656 at Wyoming, 12/29/90
4. .654 at New Orleans, 2/11/74
5. .649 at Bradley, 12/23/06

## 3-Point Field Goals

1. 16 vs. Louisville, 1/21/93
2. 15 vs. Mississippi State, 12/16/95
3. 14 vs. Western Illinois, 12/1/00  
14 vs. Old Dominion, 3/1/93  
14 vs. McNeese State, 2/24/92

## 3-Point FG Attempted

1. 40 vs. Mississippi State, 12/16/95
2. 38 vs. Old Dominion, 3/1/93
3. 35 vs. Louisville, 1/21/93
4. 34 at Memphis, 2/20/96  
34 at Utah State, 12/29/95

## 3-Pt. FG Percentage (min. 10 attempts)

1. .750 (9-12) vs. Louisiana-Lafayette, 1/19/01  
.750 (9-12) vs. South Alabama, 12/11/86
3. .733 (11-15) at Wyoming, 12/29/90
4. .727 (8-11) vs. McNeese State, 11/27/04
5. .667 (8-12) vs. Jackson State, 12/27/99  
.667 (10-15) at DePaul, 1/31/98

## Free Throws Made

1. 38 at Tampa, 1/10/59
2. 37 at Centenary, 2/3/68
3. 36 at South Alabama, 12/4/69  
36 vs. Samford, 2/4/69  
36 at Northwestern Louisiana, 2/5/63  
36 vs. Louisiana Tech, 1/29/62  
36 at Kentucky Wesleyan, 12/10/58

## Free Throws Attempted

1. 52 at Kentucky Wesleyan, 12/10/58
2. 51 at Centenary, 2/3/68
3. 50 vs. Samford, 2/4/69
4. 49 at Northwestern Louisiana, 2/5/63
5. 48 vs. St. Bernard, 1/29/66  
48 vs. Centenary, 1/22/59

## Free Throw Percentage

1. .944 (17-18) vs. Alabama State, 11/18/08
2. .938 (15-16) vs. Louisiana Tech, 2/1/60
3. .926 (25-27) vs. Delta State, 2/6/60
4. .923 (24-26) at Memphis, 3/14/08  
.923 (12-13) vs. Evansville, 11/27/99  
.923 (12-13) at Old Dominion, 2/4/93  
.923 (12-13) vs. North Texas, 12/20/86

## Rebounds

1. 95 vs. Northwestern Louisiana, 2/18/64
2. 91 vs. Pan American, 2/9/70
3. 90 at Northwestern Louisiana, 1/5/70
4. 87 vs. Northeast Louisiana, 12/10/59
5. 80 vs. Spring Hill, 2/13/68

## Assists

1. 40 vs. Virginia Tech, 1/16/88
2. 35 vs. South Alabama, 12/11/86
3. 30 at Centenary, 1/13/79
4. 29 vs. McNeese State, 2/24/92  
29 vs. Georgia College, 12/18/86

## Steals

1. 23 vs. Missouri-St. Louis, 11/28/81
2. 21 vs. North Texas State, 12/20/86
3. 20 vs. Oregon Tech, 12/18/85  
20 vs. Pomona-Pitzer, 11/30/81
5. 19 vs. South Carolina, 1/25/86  
19 vs. Tennessee Tech, 12/16/85  
19 vs. Arkansas State, 12/11/85

## Blocks

1. 14 vs. McNeese State, 2/24/92  
14 vs. Auburn, 12/29/89
3. 13 vs. USF, 3/13/92  
13 vs. Louisville, 2/23/92
5. 12 vs. New Orleans, 11/30/99  
12 vs. Southeastern Louisiana, 2/28/91  
12 vs. Cincinnati, 2/24/86  
12 vs. Missouri-St. Louis, 11/30/85  
12 vs. Wagner, 12/29/80

## Largest Halftime Deficit Overcome

1. 16 at Cincinnati, 1/9/89  
(trailed 47-31, won 85-84 in OT)
2. 15 at Houston, 3/1/00  
(trailed 38-23, won 67-65)
3. 14 vs. LaSalle, 11/22/08  
(trailed 36-22, won 76-72 in OT)
4. 13 vs. Tulsa, 2/10/07  
(trailed 39-26, won 70-65)
5. 12 vs. Arkansas State, 12/1/84  
(trailed 41-29, won 65-64)  
12 at Mercer, 2/14/77  
(trailed 46-34, won 83-81)  
12 vs. Lamar, 1/6/77  
(trailed 52-40, won 93-90)

## Largest Halftime Margin

1. 37 (68-31) vs. Iowa Wesleyan, 12/2/78  
37 (56-19) vs. Missouri Western, 11/29/78
3. 32 (51-19) vs. Belhaven, 11/12/07
4. 29 (40-11) vs. Northeast Louisiana, 12/19/98  
29 (59-30) vs. McNeese State, 12/2/87



# Team Season Records

## Points

|    |       |         |
|----|-------|---------|
| 1. | 2,788 | 1986-87 |
| 2. | 2,726 | 1952-53 |
| 3. | 2,721 | 1987-88 |
| 4. | 2,688 | 1951-52 |
| 5. | 2,601 | 1989-90 |

## Points Allowed

|    |       |         |
|----|-------|---------|
| 1. | 2,590 | 1987-88 |
| 2. | 2,572 | 1986-87 |
| 3. | 2,522 | 1989-90 |
| 4. | 2,443 | 1970-71 |
| 5. | 2,337 | 1973-74 |

## Highest Scoring Avg.

|    |      |         |
|----|------|---------|
| 1. | 97.6 | 1986-87 |
| 2. | 90.7 | 1987-88 |
| 3. | 88.7 | 1964-65 |
| 4. | 86.4 | 1968-69 |
| 5. | 86.3 | 1973-74 |
|    | 86.3 | 1969-70 |

## Opp. Scoring Average

|    |      |         |
|----|------|---------|
| 1. | 94.1 | 1971-72 |
| 2. | 94.0 | 1970-71 |
| 3. | 89.9 | 1973-74 |
|    | 89.9 | 1972-73 |
| 5. | 87.0 | 1974-75 |

## Best Scoring Defense

|    |      |         |
|----|------|---------|
| 1. | 51.4 | 1949-50 |
| 2. | 57.4 | 1957-58 |
| 3. | 60.7 | 1951-52 |
| 4. | 61.2 | 1998-99 |
| 5. | 61.6 | 1996-97 |

## Highest Avg. Scoring Margin

|    |      |         |
|----|------|---------|
| 1. | 14.6 | 1959-60 |
| 2. | 12.6 | 1952-53 |
| 3. | 12.1 | 1960-61 |
| 4. | 11.9 | 1951-52 |
| 5. | 10.9 | 1967-68 |

## Field Goals

|    |       |         |
|----|-------|---------|
| 1. | 1,084 | 1951-52 |
| 2. | 1,083 | 1986-87 |
| 3. | 1,051 | 1952-53 |
| 4. | 1,045 | 1987-88 |
| 5. | 981   | 1989-90 |

## Field Goals Allowed

|    |       |         |
|----|-------|---------|
| 1. | 1,004 | 1989-90 |
| 2. | 999   | 1987-88 |
| 3. | 976   | 1973-74 |
| 4. | 966   | 1986-87 |
| 5. | 952   | 1970-71 |

## Field Goals Attempted

|    |       |         |
|----|-------|---------|
| 1. | 2,292 | 1986-87 |
| 2. | 2,120 | 1987-88 |
| 3. | 2,101 | 1970-71 |
| 4. | 2,083 | 1969-70 |
| 5. | 2,035 | 1967-68 |

## FG Attempts Allowed

|    |       |         |
|----|-------|---------|
| 1. | 2,237 | 1989-90 |
| 2. | 2,165 | 1973-74 |
| 3. | 2,088 | 1986-87 |
| 4. | 2,058 | 1972-73 |
| 5. | 2,048 | 1990-91 |

## Field Goal Percentage

|    |      |             |         |
|----|------|-------------|---------|
| 1. | .511 | (981-1919)  | 1989-90 |
| 2. | .500 | (855-1710)  | 1968-69 |
| 3. | .493 | (886-1796)  | 1990-91 |
|    | .493 | (1045-2120) | 1987-88 |
| 5. | .488 | (797-1634)  | 1981-82 |

## Best FG Perc. Defense

|    |      |            |         |
|----|------|------------|---------|
| 1. | .329 | (544-1652) | 1956-57 |
| 2. | .352 | (503-1430) | 1957-58 |
| 3. | .358 | (607-1696) | 1955-56 |
| 4. | .378 | (645-1679) | 1959-60 |
| 5. | .382 | (564-1477) | 1958-59 |

## 3-Point Field Goals

|    |     |         |
|----|-----|---------|
| 1. | 210 | 2000-01 |
| 2. | 209 | 1992-93 |
| 3. | 198 | 1986-87 |
|    | 198 | 1986-87 |
| 5. | 195 | 1995-96 |
|    | 195 | 1991-92 |

## 3-Point FG Allowed

|    |     |         |
|----|-----|---------|
| 1. | 215 | 2008-09 |
| 2. | 208 | 2005-06 |
| 3. | 204 | 2007-08 |
| 4. | 179 | 1991-92 |
| 5. | 177 | 2006-07 |

## 3-Point FG Attempted

|    |     |         |
|----|-----|---------|
| 1. | 632 | 1995-96 |
| 2. | 592 | 1992-93 |
| 3. | 591 | 2000-01 |
| 4. | 554 | 1994-95 |
| 5. | 546 | 1993-94 |

## 3-Pt FG Attempts Allowed

|    |     |         |
|----|-----|---------|
| 1. | 591 | 2008-09 |
| 2. | 590 | 2007-08 |
| 3. | 544 | 2005-06 |
| 4. | 518 | 2006-07 |
| 5. | 511 | 1997-98 |

## 3-Pt FG Percentage

|    |      |           |         |
|----|------|-----------|---------|
| 1. | .402 | (198-492) | 1986-87 |
| 2. | .400 | (163-407) | 1990-91 |
| 3. | .390 | (198-508) | 1987-88 |
| 4. | .383 | (110-287) | 1988-89 |
| 5. | .372 | (195-524) | 1991-92 |

## 3-Pt FG Percentage Defense

|    |      |           |         |
|----|------|-----------|---------|
| 1. | .280 | (142-507) | 1993-94 |
| 2. | .298 | (119-399) | 1999-00 |
| 3. | .310 | (142-458) | 2000-01 |
| 4. | .320 | (141-441) | 1995-96 |
| 5. | .326 | (154-472) | 1994-95 |

## Free Throws Made

|    |     |         |
|----|-----|---------|
| 1. | 624 | 1952-53 |
| 2. | 617 | 1953-54 |
| 3. | 598 | 2007-08 |
| 4. | 583 | 1962-63 |
| 5. | 562 | 1989-90 |

## Free Throws Attempted

|    |     |         |
|----|-----|---------|
| 1. | 943 | 1952-53 |
| 2. | 872 | 1953-54 |
| 3. | 867 | 2007-08 |
| 4. | 857 | 1962-63 |
| 5. | 817 | 1989-90 |

## Free Throw Percentage

|    |      |           |         |
|----|------|-----------|---------|
| 1. | .731 | (443-606) | 2004-05 |
| 2. | .727 | (501-689) | 2008-09 |
| 3. | .718 | (500-696) | 1990-91 |
| 4. | .715 | (542-758) | 1964-65 |
| 5. | .714 | (559-783) | 1961-62 |

## Rebounds

|    |       |         |
|----|-------|---------|
| 1. | 1,530 | 1969-70 |
| 2. | 1,427 | 1967-68 |
| 3. | 1,421 | 1959-60 |
| 4. | 1,400 | 1960-61 |
| 5. | 1,366 | 1970-71 |

## Rebounding Average

|    |      |         |
|----|------|---------|
| 1. | 58.8 | 1969-70 |
| 2. | 57.1 | 1967-68 |
| 3. | 56.8 | 1959-60 |
| 4. | 54.5 | 1972-73 |
| 5. | 54.1 | 1965-66 |

## Assists

|    |     |         |
|----|-----|---------|
| 1. | 654 | 1986-87 |
| 2. | 580 | 1987-88 |
| 3. | 504 | 1989-90 |
| 4. | 490 | 1991-92 |
| 5. | 489 | 1990-91 |

## Assists Average

|    |      |         |
|----|------|---------|
| 1. | 19.3 | 1987-88 |
| 2. | 19.2 | 1986-87 |
| 3. | 16.9 | 1991-92 |
|    | 16.9 | 1990-91 |
| 5. | 16.7 | 1992-93 |

## Blocked Shots

|    |     |         |
|----|-----|---------|
| 1. | 180 | 1991-92 |
| 2. | 161 | 1989-90 |
| 3. | 149 | 1999-00 |
| 4. | 142 | 1988-89 |
| 5. | 137 | 1990-91 |

## Blocked Shots Average

|    |     |         |
|----|-----|---------|
| 1. | 6.2 | 1991-92 |
| 2. | 5.3 | 1988-89 |
| 3. | 5.1 | 1999-00 |
| 4. | 5.0 | 1989-90 |
| 5. | 4.7 | 1990-91 |

## Steals

|    |     |         |
|----|-----|---------|
| 1. | 323 | 1985-86 |
| 2. | 282 | 1986-87 |
| 3. | 273 | 1994-95 |
| 4. | 253 | 1987-88 |
| 5. | 250 | 1981-82 |

## Steals Average

|    |      |         |
|----|------|---------|
| 1. | 11.1 | 1985-86 |
| 2. | 9.6  | 1981-82 |
| 3. | 9.1  | 1994-95 |
| 4. | 8.4  | 1987-88 |
|    | 8.4  | 1980-81 |

## Turnovers Committed

|    |     |         |
|----|-----|---------|
| 1. | 546 | 1989-90 |
| 2. | 520 | 1997-98 |
| 3. | 501 | 1975-76 |
| 4. | 494 | 1999-00 |
| 5. | 473 | 1991-92 |

## Personal Fouls

|    |     |         |
|----|-----|---------|
| 1. | 778 | 1952-53 |
| 2. | 720 | 1951-52 |
| 3. | 703 | 1986-87 |
| 4. | 669 | 1950-51 |
| 5. | 665 | 2007-08 |

# Season Leaders

## Leading Scorers

| Season  | Player                | Games | FGM-FGA | FTM-FTA | Points | Average |
|---------|-----------------------|-------|---------|---------|--------|---------|
| 1949-50 | Tom Bishop            |       | 168     | 68      | 404    |         |
| 1950-51 | Tom Bishop            |       | 258     | 82      | 598    |         |
| 1951-52 | Nick Revon            |       | 241     | 147     | 629    |         |
| 1952-53 | Nick Revon            |       | 190     | 131     | 511    |         |
| 1953-54 | Nick Revon            |       | 266     | 205     | 737    |         |
| 1954-55 | Bob Garrison          |       | 127     | 90      | 344    |         |
| 1955-56 | Don Eddy              |       | 134     | 67      | 335    |         |
| 1956-57 | Bob Kinney            |       | 193     | 78      | 464    |         |
| 1957-58 | Bob Boothe            |       | 90      | 90      | 270    |         |
| 1958-59 | Harold Ray Key        |       | 153     | 86      | 392    |         |
| 1959-60 | Don Curry             |       | 186     | 83      | 455    |         |
| 1960-61 | Richie Goldberg       |       | 163     | 45      | 371    |         |
| 1961-62 | Roy Danforth          |       | 132     | 120     | 384    |         |
| 1962-63 | Jackie Laird          |       | 123     | 132     | 378    |         |
| 1963-64 | Charlie Payne         |       | 162     | 64      | 388    |         |
| 1964-65 | Charlie Payne         |       | 201     | 115     | 517    |         |
| 1965-66 | Gary Hannan           |       | 153     | 95      | 401    |         |
| 1966-67 | Gary Kochersperger    |       | 205     | 102     | 512    |         |
| 1967-68 | Wendell Ladner        |       | 226     | 82      | 534    |         |
| 1968-69 | Wendell Ladner        |       | 231     | 98      | 560    |         |
| 1969-70 | Wendell Ladner        |       | 193     | 81      | 467    |         |
| 1970-71 | Rich Corsetto         |       | 200     | 93      | 493    |         |
| 1971-72 | Danny Thornsberry     |       | 195     | 89      | 479    |         |
| 1972-73 | Glenn Masson          | 24    | 162-380 | 23-36   | 347    | 14.5    |
| 1973-74 | Ronnie Malone         | 26    | 228-441 | 141-250 | 597    | 23.0    |
| 1974-75 | Mike Coleman          | 20    | 233-492 | 98-136  | 564    | 28.2    |
| 1975-76 | John Prince           | 26    | 150-316 | 71-107  | 371    | 14.3    |
| 1976-77 | John Prince           | 26    | 225-438 | 70-102  | 520    | 20.0    |
| 1977-78 | Jerome Arnold         | 25    | 137-293 | 48-68   | 322    | 12.9    |
| 1978-79 | Jerome Arnold         | 27    | 214-455 | 62-81   | 490    | 18.2    |
| 1979-80 | Joe Dawson            | 27    | 209-340 | 73-111  | 491    | 18.2    |
| 1980-81 | Eddie Jiles           | 27    | 173-339 | 85-122  | 431    | 16.0    |
| 1981-82 | Joe Dawson            | 26    | 176-302 | 94-123  | 446    | 17.2    |
| 1982-83 | Curtis Green          | 28    | 199-411 | 70-89   | 468    | 16.7    |
| 1983-84 | Curtis Green          | 28    | 180-392 | 89-114  | 449    | 16.0    |
| 1984-85 | James Williams        | 27    | 180-354 | 81-138  | 441    | 16.3    |
| 1985-86 | Kenny Siler           | 29    | 169-315 | 84-115  | 422    | 14.6    |
| 1986-87 | Randolph Keys         | 34    | 243-525 | 60-85   | 558    | 16.4    |
| 1987-88 | Derrek Hamilton       | 30    | 239-445 | 87-114  | 574    | 19.1    |
| 1988-89 | Darrin Chancellor     | 27    | 211-400 | 101-133 | 555    | 20.6    |
| 1989-90 | Darrin Chancellor     | 32    | 218-409 | 110-154 | 570    | 17.8    |
| 1990-91 | Clarence Weatherspoon | 29    | 195-331 | 120-161 | 517    | 17.8    |
| 1991-92 | Clarence Weatherspoon | 29    | 246-437 | 131-194 | 647    | 22.3    |
| 1992-93 | Bernard Haslett       | 26    | 168-400 | 46-67   | 491    | 18.9    |
| 1993-94 | Barnard Haslett       | 30    | 203-481 | 75-95   | 593    | 19.8    |
| 1994-95 | Glen Whisby           | 30    | 179-402 | 99-168  | 457    | 15.2    |
| 1995-96 | Damien Smith          | 23    | 140-367 | 86-116  | 398    | 17.3    |
| 1996-97 | Damien Smith          | 27    | 113-281 | 79-95   | 325    | 12.0    |
| 1997-98 | Kelly McCarty         | 33    | 189-382 | 94-129  | 483    | 14.6    |
| 1998-99 | Neil Reed             | 28    | 154-385 | 131-155 | 506    | 18.1    |
| 1999-00 | David Wall            | 29    | 159-397 | 98-129  | 494    | 17.0    |
| 2000-01 | Vandarel Jones        | 31    | 180-227 | 115-186 | 345    | 12.7    |
| 2001-02 | Elvin Mims            | 25    | 180-403 | 71-98   | 472    | 18.9    |
| 2002-03 | Charles Gaines        | 29    | 152-212 | 137-207 | 437    | 15.1    |
| 2003-04 | Charles Gaines        | 28    | 151-305 | 136-187 | 439    | 15.7    |
| 2004-05 | Rashaad Carruth       | 28    | 147-332 | 31-40   | 374    | 13.4    |
| 2005-06 | Courtney Beasley      | 31    | 126-295 | 62-86   | 333    | 10.7    |
| 2006-07 | Jeremy Wise           | 31    | 176-439 | 136-163 | 541    | 17.5    |
| 2007-08 | Jeremy Wise           | 33    | 189-449 | 198-242 | 617    | 18.7    |
| 2008-09 | Jeremy Wise           | 32    | 165-369 | 177-216 | 533    | 16.7    |

## Leading Rebounders

| Season  | Player            | Games | Rebounds | Average |
|---------|-------------------|-------|----------|---------|
| 1955-56 | Bob Kinney        | 28    | 404      | 14.4    |
| 1956-57 | Bob Kinney        | 25    | 392      | 15.7    |
| 1957-58 | Ken Fortenberry   | 25    | 245      | 9.8     |
| 1958-59 | Sam Hollingsworth | 25    | 135      | 5.4     |
| 1959-60 | Bill Lundberg     | 25    | 305      | 12.2    |
| 1960-61 | Ben Gantt         | 26    | 315      | 12.1    |
| 1961-62 | Roy Danforth      | 26    | 204      | 7.9     |
| 1962-63 | Jackie Laird      | 26    | 177      | 6.8     |
| 1963-64 | Gary Hannan       | 24    | 277      | 11.5    |
| 1964-65 | Gary Hannan       | 26    | 331      | 12.7    |
| 1965-66 | Gary Hannan       | 25    | 281      | 11.2    |
| 1966-67 | Gary Hannan       | 25    | 302      | 12.1    |
| 1967-68 | Wendell Ladner    | 25    | 409      | 16.4    |
| 1968-69 | Wendell Ladner    | 25    | 411      | 16.4    |
| 1969-70 | Wendell Ladner    | 26    | 436      | 16.8    |

| Season  | Player                | Games | Rebounds | Average |
|---------|-----------------------|-------|----------|---------|
| 1970-71 | Tom Yachinich         | 26    | 302      | 11.6    |
| 1971-72 | Danny Thornsberry     | 24    | 200      | 8.4     |
| 1972-73 | Casey Price           | 24    | 255      | 10.6    |
| 1973-74 | Ronnie Malone         | 26    | 257      | 9.9     |
| 1974-75 | Mike Coleman          | 20    | 257      | 12.9    |
| 1975-76 | Earl Lewis            | 26    | 189      | 7.3     |
| 1976-77 | Cornelius Jackson     | 27    | 248      | 9.2     |
| 1977-78 | Cornelius Jackson     | 24    | 232      | 9.7     |
| 1978-79 | Joe Dawson            | 27    | 271      | 10.0    |
| 1979-80 | Joe Dawson            | 27    | 287      | 10.6    |
| 1980-81 | Joe Dawson            | 27    | 277      | 10.3    |
| 1981-82 | Joe Dawson            | 26    | 225      | 8.7     |
| 1982-83 | Carl Mitchell         | 28    | 198      | 7.1     |
| 1983-84 | James Williams        | 28    | 214      | 7.6     |
| 1984-85 | James Williams        | 27    | 221      | 8.4     |
| 1985-86 | Derrek Hamilton       | 29    | 192      | 6.6     |
| 1986-87 | Randolph Keys         | 34    | 268      | 7.9     |
| 1987-88 | Randolph Keys         | 30    | 221      | 7.4     |
| 1988-89 | Clarence Weatherspoon | 27    | 289      | 10.7    |
| 1989-90 | Clarence Weatherspoon | 32    | 371      | 11.6    |
| 1990-91 | Clarence Weatherspoon | 29    | 355      | 12.2    |
| 1991-92 | Clarence Weatherspoon | 29    | 305      | 10.5    |
| 1992-93 | Glen Whisby           | 27    | 279      | 10.3    |
| 1993-94 | Glen Whisby           | 30    | 248      | 8.3     |
| 1994-95 | Glen Whisby           | 30    | 293      | 9.8     |
| 1995-96 | Kelly McCarty         | 27    | 228      | 8.4     |
| 1996-97 | Mike Jones            | 27    | 182      | 6.7     |
| 1997-98 | Kelly McCarty         | 33    | 266      | 8.1     |
| 1998-99 | Vandarel Jones        | 26    | 182      | 7.0     |
| 1999-00 | Vandarel Jones        | 29    | 174      | 6.0     |
| 1999-00 | Carlos Booker         | 29    | 174      | 6.0     |
| 2000-01 | Vandarel Jones        | 31    | 230      | 7.4     |
| 2001-02 | Elvin Mims            | 25    | 196      | 7.8     |
| 2002-03 | Charles Gaines        | 29    | 278      | 9.6     |
| 2003-04 | Charles Gaines        | 28    | 290      | 10.4    |
| 2004-05 | Jasper Johnson        | 17    | 125      | 7.4     |
| 2005-06 | Jason Forte           | 31    | 155      | 5.0     |
| 2006-07 | Sai'Quon Stone        | 31    | 167      | 5.4     |
| 2007-08 | Sai'Quon Stone        | 33    | 191      | 5.8     |
| 2008-09 | Courtney Beasley      | 32    | 227      | 7.1     |

## Leading Assists


| Season  | Player            | Games | Assists | Average |
|---------|-------------------|-------|---------|---------|
| 1973-74 | Steve Greene      | 26    | 182     | 7.0     |
| 1974-75 | John Prince       | 26    | 78      | 3.0     |
| 1975-76 | Greg Prater       | 25    | 87      | 3.5     |
| 1976-77 | Steve Fields      | 27    | 91      | 3.4     |
| 1977-78 | Steve Fields      | 25    | 101     | 4.0     |
| 1978-79 | Kenny Smith       | 27    | 136     | 5.0     |
| 1979-80 | Kenny Smith       | 27    | 124     | 4.6     |
| 1980-81 | Donald Stinchcomb | 27    | 98      | 3.6     |
| 1981-82 | Curtis Green      | 26    | 133     | 5.1     |
| 1982-83 | Larry Boyd        | 28    | 101     | 3.6     |
| 1983-84 | Curtis Green      | 28    | 102     | 3.6     |
| 1984-85 | Casey Fisher      | 28    | 113     | 4.0     |
| 1985-86 | Casey Fisher      | 29    | 148     | 5.1     |
| 1986-87 | Casey Fisher      | 34    | 200     | 5.9     |
| 1987-88 | Randy Pettus      | 30    | 154     | 5.1     |
| 1988-89 | Randy Pettus      | 27    | 124     | 4.6     |
| 1989-90 | Russell Johnson   | 32    | 180     | 5.6     |
| 1990-91 | Russell Johnson   | 29    | 120     | 4.1     |
| 1991-92 | Dallas Dale       | 29    | 222     | 7.7     |
| 1992-93 | Carey Martin      | 27    | 122     | 4.5     |
| 1993-94 | Avery Thomas      | 30    | 87      | 2.9     |
| 1994-95 | Damien Smith      | 26    | 93      | 3.6     |
| 1995-96 | Damien Smith      | 23    | 73      | 3.2     |
| 1996-97 | Damien Smith      | 27    | 124     | 4.6     |
| 1997-98 | Mel Cauthen       | 33    | 125     | 3.8     |
| 1998-99 | Mel Cauthen       | 30    | 97      | 3.2     |
| 1999-00 | Earl Flowers      | 29    | 104     | 3.6     |
| 2000-01 | Mel Cauthen       | 31    | 98      | 3.2     |
| 2001-02 | Dante Stiggers    | 27    | 88      | 3.3     |
| 2002-03 | Dante Stiggers    | 29    | 134     | 4.6     |
| 2003-04 | Dante Stiggers    | 28    | 112     | 4.0     |
| 2004-05 | Michael Ford      | 28    | 84      | 3.0     |
| 2005-06 | Kyle LaMonte      | 29    | 63      | 2.2     |
| 2006-07 | DeWayne Green     | 31    | 97      | 3.1     |
| 2007-08 | Jeremy Wise       | 33    | 137     | 4.2     |
| 2008-09 | Jeremy Wise       | 32    | 150     | 4.7     |

## Year-by-Year Results

| Year          | Coach             | Record            | Pct.        | Tournament           |
|---------------|-------------------|-------------------|-------------|----------------------|
| 1912-13       | R. G. Slay        | 3-0               | 1.000       |                      |
| 1913-14       | A. B. Dillie      | 6-4               | .600        |                      |
| 1914-15       | A. B. Dillie      | 12-2              | .857        |                      |
| 1915-16       | A. B. Dillie      | 11-8              | .579        |                      |
| 1916-17       | — No Team —       |                   |             |                      |
| 1917-18       | — No Team —       |                   |             |                      |
| 1918-19       | R. G. Slay        | 5-5               | .500        |                      |
| 1919-20       | R. G. Slay        | 1-2               | .333        |                      |
| 1920-21       | B. B. O'Mara      | 2-2               | .500        |                      |
| 1921-22       | O. V. Austin      | 13-2              | .867        |                      |
| 1922-23       | O. V. Austin      | 2-4               | .333        |                      |
| 1923-24       | — No Team —       |                   |             |                      |
| 1924-25       | Herschel Bobo     | 8-4-1             | .654        |                      |
| 1925-26       | Herschel Bobo     | 8-1               | .889        |                      |
| 1926-27       | Herschel Bobo     | 5-5               | .500        |                      |
| 1927-28       | Herschel Bobo     | 10-7              | .588        |                      |
| 1928-29       | W. B. Saunders    | 7-6               | .538        |                      |
| 1929-30       | W. B. Saunders    | 5-7               | .417        |                      |
| 1930-31       | Allen Selby       | 1-5               | .167        |                      |
| 1931-32       | Allen Selby       | 0-3               | .000        |                      |
| 1932-33       | Pooley Hubert     | 4-10              | .286        |                      |
| 1933-34       | Pooley Hubert     | 7-6               | .538        |                      |
| 1934-35       | Pooley Hubert     | 3-9               | .250        |                      |
| 1935-36       | Pooley Hubert     | 7-5               | .583        |                      |
| 1936-37       | Reed Green        | 9-5               | .643        |                      |
| 1937-38       | Reed Green        | 5-3               | .625        |                      |
| 1938-39       | Reed Green        | 4-6               | .400        |                      |
| 1939-40       | Reed Green        | 4-6               | .400        |                      |
| 1940-41       | Reed Green        | 2-16              | .111        |                      |
| 1941-42       | — No Team —       |                   |             |                      |
| 1942-43       | — No Team —       |                   |             |                      |
| 1943-44       | — No Team —       |                   |             |                      |
| 1944-45       | — No Team —       |                   |             |                      |
| 1945-46       | Reed Green        | 0-1               | .000        |                      |
| 1946-47       | J. D. Stonestreet | 7-5               | .583        |                      |
| 1947-48       | J. D. Stonestreet | 7-10              | .412        |                      |
| 1948-49       | Jess Thompson     | 6-10              | .375        |                      |
| 1949-50       | Lee Floyd         | 19-7              | .760        | NAIB District 19     |
| 1950-51       | Lee Floyd         | 20-15             | .571        | NAIB District 19     |
| 1951-52       | Lee Floyd         | 29-8              | .784        | NAIB Nationals       |
| 1952-53       | Lee Floyd         | 27-8              | .772        | NAIB Nationals       |
| 1953-54       | Lee Floyd         | 24-9              | .727        | NAIB Nationals       |
| 1954-55       | Chuck Finley      | 11-17             | .393        | NAIB Nationals       |
| 1955-56       | Chuck Finley      | 16-12             | .571        | NAIB District 19     |
| 1956-57       | Chuck Finley      | 12-13             | .480        |                      |
| 1957-58       | Fred Lewis        | 18-7              | .720        |                      |
| 1958-59       | Fred Lewis        | 12-13             | .480        |                      |
| 1959-60       | Fred Lewis        | 23-2              | .920        |                      |
| 1960-61       | Fred Lewis        | 23-3              | .885        |                      |
| 1961-62       | Fred Lewis        | 13-13             | .500        |                      |
| 1962-63       | Lee Floyd         | 12-14             | .462        |                      |
| 1963-64       | Lee Floyd         | 16-8              | .667        |                      |
| 1964-65       | Lee Floyd         | 15-11             | .577        |                      |
| 1965-66       | Lee Floyd         | 12-13             | .480        |                      |
| 1966-67       | Lee Floyd         | 16-9              | .640        |                      |
| 1967-68       | Lee Floyd         | 19-6              | .760        |                      |
| 1968-69       | Lee Floyd         | 15-10             | .600        |                      |
| 1969-70       | Lee Floyd         | 15-11             | .577        |                      |
| 1970-71       | Lee Floyd         | 7-19              | .269        |                      |
| 1971-72       | Jeep Clark        | 0-24              | .000        |                      |
| 1972-73       | Jeep Clark        | 8-16              | .333        |                      |
| 1973-74       | Jeep Clark        | 11-15             | .423        |                      |
| 1974-75       | Jeep Clark        | 11-15             | .423        |                      |
| 1975-76       | Jeep Clark        | 11-15             | .423        |                      |
| 1976-77       | M.K. Turk         | 11-16             | .407        |                      |
| 1977-78       | M.K. Turk         | 13-12             | .520        |                      |
| 1978-79       | M.K. Turk         | 13-14             | .481        |                      |
| 1979-80       | M.K. Turk         | 17-10             | .630        |                      |
| 1980-81       | M.K. Turk         | 20-7              | .741        | NIT                  |
| 1981-82       | M.K. Turk         | 15-11             | .577        |                      |
| 1982-83       | M.K. Turk         | 14-14             | .500        |                      |
| 1983-84       | M.K. Turk         | 13-15             | .464        |                      |
| 1984-85       | M.K. Turk         | 7-21              | .250        |                      |
| 1985-86       | M.K. Turk         | 17-12             | .580        | NIT                  |
| 1986-87       | M.K. Turk         | 23-11             | .676        | NIT Champions        |
| 1987-88       | M.K. Turk         | 19-11             | .633        | NIT                  |
| 1988-89       | M.K. Turk         | 10-17             | .370        |                      |
| 1989-90       | M.K. Turk         | 20-12             | .625        | NCAA                 |
| 1990-91       | M.K. Turk         | 21-8              | .724        | NCAA                 |
| 1991-92       | M.K. Turk         | 13-16             | .448        |                      |
| 1992-93       | M.K. Turk         | 10-17             | .370        |                      |
| 1993-94       | M.K. Turk         | 15-15             | .500        | NIT                  |
| 1994-95       | M.K. Turk         | 17-13             | .567        | NIT                  |
| 1995-96       | M.K. Turk         | 12-15             | .444        |                      |
| 1996-97       | James Green       | 12-15             | .444        |                      |
| 1997-98       | James Green       | 22-11             | .667        | NIT                  |
| 1998-99       | James Green       | 14-16             | .467        |                      |
| 1999-00       | James Green       | 17-12             | .585        |                      |
| 2000-01       | James Green       | 22-9              | .710        | NIT, C-USA Champions |
| 2001-02       | James Green       | 10-17             | .370        |                      |
| 2002-03       | James Green       | 13-16             | .448        |                      |
| 2003-04       | James Green       | 13-15             | .464        |                      |
| 2004-05       | Larry Eustachy    | 11-17             | .393        |                      |
| 2005-06       | Larry Eustachy    | 10-21             | .323        |                      |
| 2006-07       | Larry Eustachy    | 20-11             | .645        |                      |
| 2007-08       | Larry Eustachy    | 19-14             | .576        |                      |
| 2008-09       | Larry Eustachy    | 15-17             | .469        |                      |
| <b>Totals</b> | <b>90 Seasons</b> | <b>1077-930-1</b> | <b>.537</b> |                      |



## The Last Time



### USM Scoring

**A USM player scored 45 points in a game:**

Feb. 21, 1968 - Berlin Ladner scored 45 vs. Samford at RGC.

**A USM player scored 40 points in a game:**

Dec. 19, 1995 - Damien Smith scored 41 at Ole Miss (20T).

**A USM player scored 35 points in a game:**

Dec. 17, 2003 - Charles Gaines scored 36 vs. Ga. Southern.

**A USM player had a triple-double:**

Jan. 26, 1980 - Ronald Jackson (12 pts., 10 reb., 10 blks.) vs. Mercer at RGC.

**USM had two players score more than 25 points in a game:**

Mar. 12, 2009 - Jeremy Wise (28), Courtney Beasley (26) vs. UAB (20T).

**USM had two players score more than 20 points in a game:**

Mar. 12, 2009 - Jeremy Wise (28), Courtney Beasley (26) vs. UAB (OT).

**USM had three players score more than 20 points in a game:**

Jan. 12, 1993 - Herman Myers 21, Glen Whisby 20 and Bernard Haslett 21 at Louisiana-Monroe.

**USM had four players score more than 20 points in a game:**

Jan. 20, 1990 - vs. Louisiana-Lafayette at RGC.

**USM had five players score in double figures in a game:**

Jan. 27, 2009 - vs. Marshall at RGC.

**USM had six players score in double figures in a game:**

Nov. 29, 2007 - vs. Blue Mountain at RGC.

**USM scored more than 130 points in a game:**

Feb. 6, 1988 - 133 at Virginia Tech (20T).

**USM scored more than 110 points in a game:**

Nov. 29, 2007 - 112 vs. Blue Mountain at RGC.

**USM scored more than 100 points in a game:**

Nov. 29, 2007 - 112 vs. Blue Mountain at RGC.

**USM scored fewer than 40 points in a game:**

Nov. 30, 2005 - 35 at Arkansas.

**USM scored fewer than 30 points in a game:**

Feb. 1, 1949 - 27 vs. Pensacola NAS at Hattiesburg HS. Gym

### USM Opponent Scoring

**A USM opposing player scored 55 points in a game:**

Dec. 15, 1970 - Johnny Neumann (Ole Miss) 57 at Oxford.

**A USM opposing player scored 50 points in a game:**

Feb. 27, 2008 - Robert McKiver (Houston) 52 at Houston, Texas.

**A USM opposing player scored 40 points in a game:**

Feb. 15, 2002 - Steve Logan (Cincinnati) 41 at Cincinnati, Ohio.

**A USM opposing player scored 20 points and had 20 rebounds in a game:**

Jan. 17, 1995 - Lorenzen Wright (Memphis) 27-20 at Memphis.

**A USM opponent had two players score more than 30 points in a game:**

Feb. 6, 1988 - Bimbo Coles (51), Wally Lancaster (39) at Virginia Tech (20T).

**A USM opponent had two players score more than 25 points in a game:**

Dec. 3, 2004 - Ricky Hickman (29) and Ronnie Burrell (27) of UNC-Greensboro at Iowa City, Iowa.

**A USM opponent had two players score more than 20 points in a game:**

Mar. 12, 2009 - Paul Delaney III (21) and Robert Vaden (20) of UAB (OT) at Memphis, Tenn.

**A USM opponent had three players score more than 20 points in a game:**

Jan. 2, 2006 - Dwight Boatner (22), J.T. Williams (20) and John Ford (20) of McNeese State at RGC.

**A USM opponent had three players score more than 25 points in a game:**

Feb. 28, 1987 - Pee Wee Barber (31), LaRue Davis (28) and Randy Allen (28) of Florida State at Tallahassee, Fla.

**A USM opponent had five players score in double figures in a game:**

Feb. 14, 2009 - vs. Memphis at RGC.

**A USM opponent had six players score in double figures in a game:**

Nov. 29, 2003 - at Murray State.

**A USM opponent had seven players score in double figures in a game:**

Jan. 29, 1990 - Cornelius Holden (15), Everick Sullivan (16), Felton Spencer (12), Keith Williams (11), LaBradford Smith (10), Tony Kimbro (17) and Jerome Harmon (20) of Louisville at Louisville.

**A USM opponent scored more than 120 points in a game:**

Feb. 6, 1988 - Virginia Tech 141 (20T) at Blacksburg, Va.

**A USM opponent scored more than 100 points in a game:**

Jan. 11, 2005 - 107 vs. Louisville at RGC.

**A USM opponent scored fewer than 40 points in a game:**

Nov. 11, 2006 - vs. Belhaven (38) at RGC.

**A USM opponent scored fewer than 30 points in a game:**

Jan. 6, 1949 - Louisiana College 22 at Hattiesburg HS Gym.

### Shooting

**A USM player had at least 15 FGM in a game:**

Mar. 2, 2002 - Elvin Mims (15) vs. South Florida.

**A USM player had at least 35 FGA in a game:**

Jan. 27, 1975 - Mike Coleman (35) vs. Roanoke at RGC.

**A USM player had at least 30 FGA in a game:**

Dec. 13, 1978 - Jerome Arnold (30) vs. Mo.-Kansas City at RGC.

**A USM player had at least 25 FGA in a game:**

Jan. 14, 2003 - Greg Johnson (25) at South Florida

**A USM player had at least 15 FTA in a game:**

Dec. 18, 2008 - Jeremy Wise (19) vs. McNeese State

**A USM player had at least 15 FTM in a game:**

Dec. 18, 2008 - Jeremy Wise (19) vs. McNeese State

**A USM player had at least 12 FTM in a game:**

Dec. 18, 2008 - Jeremy Wise (19) vs. McNeese State.

**A USM player had at least 20 three-point attempts in a game:**

March 1, 1993 - Bernard Haslett (20) vs. Old Dominion.

## The Last Time

**A USM player had at least 15 three-point attempts in a game:**

Feb. 20, 1999 - Neil Reed (15) vs. UAB.

**A USM player had at least 10 three-point attempts in a game:**

Dec. 2, 2008 - Jeremy Wise (11) vs. South Alabama

**A USM player hit at least 10 three-pointers in a game:**

Feb. 10, 1993 - Bernard Haslett (10) at Memphis.

**A USM player hit at least eight three-pointers in a game:**

Dec. 22, 2003 - Clement Carter (9) vs. William Carey.

**A USM player hit at least five three-pointers in a game:**

Nov. 23, 2007 - Jeremy Wise (5) at Alabama.

**USM shot less than 25 percent from the floor in a game:**

Jan. 24, 2004 - .233 (14-60) vs. Cincinnati.

**USM shot at least 60 percent from the floor in a game:**

Feb. 20, 2008 - .607 (34-56) vs. SMU.

**USM shot at least 65 percent from the floor in a game:**

Dec. 29, 1990 - 65.6% (40-61) at Wyoming.

**USM made at least 15 three-pointers in a game:**

Dec. 16, 1995 - 15 vs. Mississippi State.

**USM made at least 10 three-pointers in a game:**

Feb. 19, 2005 - 10 vs. Memphis.

**USM was held without a three-pointer in a game:**

Feb. 28, 2009 - 0 at Memphis.

**USM shot at least 60% from three-point range in a game: (min. 5 attempts)**

Mar. 4, 2008 - .643 (9-14) vs. UTEP.

**USM shot less than 20 percent from three-point range in a game:**

Feb. 28, 2009 - .000 (0-6) at Memphis.

**USM had at least 50 FGM in a game:**

Nov. 29, 2007 - 51-84 vs. Blue Mountain at RGC.

**USM had at least 45 FGM in a game:**

Feb. 15, 1989 - 46-83 at Louisiana-Lafayette.

**USM had at least 100 FGA in a game:**

Feb. 6, 1988 - 46-101 at Virginia Tech (2OT).

**USM had fewer than 20 FGM in a game:**

Feb. 28, 2009 - 15-51 at Memphis.

**USM had fewer than 15 FGM in a game:**

Mar. 14, 2008 - 14-42 at Memphis.

**USM had fewer than 50 FGA in a game:**

Feb. 14, 2009 - 18-48 vs. Memphis.

**USM had fewer than 40 FGA in a game:**

Dec. 23, 2006 - 24-37 at Bradley.

**An opposing player had at least 20 FGM in a game:**

Feb. 4, 1974 - Dan Cramer (Denver) 24 at Denver.

**An opposing player had at least 15 FGM in a game:**

Feb. 27, 2008 - Robert McKiver (Houston) 17 at Houston.

**An opposing player had at least 40 FGA in a game:**

Dec. 15, 1970 - Johnny Neumann (Ole Miss) 44 at Oxford.

**An opposing player had at least 35 FGA in a game:**

Feb. 27, 2008 - Robert McKiver (Houston) 17 at Houston.

**An opposing player had at least 30 FGA in a game:**

Feb. 6, 1988 - Bimbo Coles (Virginia Tech) 30 at Blacksburg, Va.

**An opposing player had at least 25 FGA in a game:**

Dec. 7, 2000 - Maurice Bell (Louisiana-Monroe) 9-26 at ULM.

**An opposing player had at least 15 FTM in a game:**

Jan. 31, 2009 - Stefon Jackson (UTEP) 17-18 at UTEP.

**An opposing player had at least 20 FTA in a game:**

Jan. 23, 2002 - Dominic Smith (Houston) 20 at Houston, Texas

**An opposing player made at least 8 three-pointers in a game:**

Feb. 15, 2002 - Steve Logan (Cincinnati) 8 at Cincinnati, Ohio.

**An opposing player had at least 15 three-point attempts in a game:**

Jan. 17, 2009 - Kelvin Lewis (Houston) 16 at RGC.

**An opposing player had at least 10 three-point attempts in a game:**

Mar. 12, 2009 - Robert Vaden (UAB) at Memphis, Tenn.

**An opposing team shot less than 30% from the floor in a game:**

Nov. 18, 2006 - Alabama State (13-54) .241 at RGC.

**An opposing team shot better than 60% from the floor in a game:**

Nov. 20, 2005 - San Diego State (28-46), .609 at Fairbanks, Ak.

**An opposing team shot better than 55% from the floor in a game:**

Mar. 7, 2009 - UTEP (28-50), .560 at RGC.

**An opposing team shot better than 65% from the floor in a game:**

Feb. 22, 1988 - Louisiana-Monroe (38-55) 69.1% at Monroe, La.

**An opposing team was held without a three-pointer in a game:**

Jan. 14, 2009 - Tulane (0-9) at Tulane.

**An opposing team made one three-pointer in a game:**

Mar. 4, 2008 - UTEP (1-11) at RGC.

**An opposing team made at least 10 three-pointers in a game:**

Mar. 12, 2009 - UAB (10-24) at Memphis, Tenn..

**An opposing team shot better than 60% from three-point range in a game:**

Feb. 11, 2009 - Rice (16-24), .667 at Rice.

**An opposing team had at least 50 FGM in a game:**

Jan. 6, 1990 - Florida State (50-77) at Tallahassee, Fla.

**An opposing team had at least 100 FGA in a game:**

Jan. 16, 1988 - Virginia Tech (42-100) at RGC.

**An opposing team had fewer than 20 FGM in a game:**

Dec. 30, 2008 - Ole Miss (19-55) at Biloxi, Miss..

**An opposing team had fewer than 50 FGA in a game:**

Mar. 4, 2008 - SMU (24-48) at SMU.

**An opposing team had fewer than 40 FGA in a game:**

Jan. 6, 2007 - Savannah State (18-35) at Savannah State.

## The Last Time

**An opposing team attempted at least 50 free throws in a game:**

Dec. 19, 1995 - Ole Miss (51) at Oxford.

**An opposing team made at least 35 free throws in a game:**

Jan. 31, 2009 - UTEP (35) at UTEP.

**Rebounding**

**A USM player had at least 30 rebounds in a game:**

Feb. 9, 1970 - Wendell Ladner (32) vs. Pan American.

**A USM player had at least 25 rebounds in a game:**

Feb. 13, 1975 - Mike Coleman (26) vs. Wisconsin-Milwaukee.

**A USM player had at least 20 rebounds in a game:**

Nov. 29, 1978 - Joe Dawson (20) vs. Missouri-Western.

**A USM player had at least 15 rebounds in a game:**

Dec. 15, 2007 - Gjio Bain (16) vs. Alabama State.

**An opposing player had at least 25 rebounds in a game:**

Jan. 27, 1973 - Robert Parish of Centenary (33) at Shreveport, La.

**An opposing player had at least 20 rebounds in a game:**

Jan. 17, 1995 - Lorenzen Wright of Memphis (20) at Memphis, Tenn.

**An opposing player had at least 15 rebounds in a game:**

Feb. 24, 2009 - Robinson Louisme of Tulane (16) at RGC.

**USM had fewer than 30 rebounds in a game:**

Mar. 4, 2009 - 24 at SMU.

**USM had fewer than 25 rebounds in a game:**

Mar. 4, 2009 - 24 at SMU.

**USM had fewer than 20 rebounds in a game:**

Feb. 16, 2005 - 19 at Cincinnati.

**USM had at least 65 rebounds in a game:**

Jan. 15, 1980 - 66 vs. Illinois College at RGC.

**USM had at least 60 rebounds in a game:**

Nov. 29, 2007 - 61 vs. Blue Mountain at RGC.

**USM had at least 55 rebounds in a game:**

Nov. 18, 2006 - 57 vs. Alabama State at RGC.

**USM had a plus-30 rebound margin in a game:**

Nov. 18, 2006 - 57 vs. Alabama State at RGC.

**An opposing team had no more than 25 rebounds in a game:**

Mar. 11, 2009 - 25, UCF at Memphis, Tenn.

**An opposing team had no more than 20 rebounds in a game:**

Dec. 23, 2008 - Weber State (20) at Gulfport, Miss..

**An opposing team had at least 60 rebounds in a game:**

Feb. 6, 1978 - Baptist College (67) at RGC.

**An opposing team had at least 55 rebounds in a game:**

Feb. 9, 1995 - Charlotte (57) at RGC.

**Other Records**

**USM had at least 30 assists in a game as a team**

Jan. 16, 1988 - 39 vs. Virginia Tech at RGC.

**A USM player had at least 15 assists in a game:**

Dec. 18, 1985 - Casey Fisher (16) vs. Oregon Tech at RGC.

**A USM player had at least 10 assists in a game:**

Feb. 17, 2009 - Jeremy Wise (10) at East Carolina.

**A USM player had at least 10 blocked shots in a game:**

Dec. 29, 1989 - Daron Jenkins (10) vs. Auburn at Pensacola, Fla.

**A USM player had at least eight blocked shots in a game:**

Nov. 12, 2007 - Gjio Bain (8) vs. Belhaven.

**A USM player had at least eight steals in a game:**

Nov. 30, 1981 - Edgar Eason (8) vs. Pomona-Pitzer at RGC.

**A USM player had at least six steals in a game:**

Dec. 2, 2008 - Jeremy Wise (6) vs. South Alabama.

**A USM player had at least 10 turnovers in a game:**

Feb. 27, 2008 - Jeremy Wise (10) at Houston.

**A USM player had at least eight turnovers in a game:**

Feb. 27, 2008 - Jeremy Wise (10) at Houston.

**An opposing player had at least 15 assists in a game:**

March 11, 1995 - Jermain Parker (15) vs. Charlotte at Louisville, Ky.

**An opposing player had at least 10 assists in a game:**

Feb. 9, 2005 - Taylor Rochestie (11) of Tulane at New Orleans, La.

**An opposing player had at least 10 turnovers in a game:**

Jan. 24, 1987 - Pee Wee Barber of Florida State (10) at RGC.

**An opposing player had at least eight turnovers in a game:**

Dec. 20, 2007 - Jumane Reed of Alcorn State (8) at Biloxi, Miss.

**An opposing player blocked at least five shots in a game:**

Dec. 23, 2007 - Kleon Penn (6) of McNeese State at RGC.

**An opposing player had at least eight steals in a game:**

Nov. 28, 1999 - Aubrey Reese (Murray State), 11, at St. Louis, Mo., Tournament.

**An opposing player had at least six steals in a game:**

Jan. 2, 2006 - Dwight Boatner (6) of McNeese State at RGC.

**An opposing team had at least 30 assists in a game:**

Feb. 10, 1993 - Memphis (30) at the Pyramid, Memphis, Tenn.

**USM had a home sellout:**

Mar. 1, 2008 - vs. Memphis (8,095).

**USM had less than 2,000 home attendance**

Jan. 30, 1986 - vs. Illinois-Wesleyan (1,805).



Jeremy Wise



# Golden Eagle Basketball Tradition

## Great Moments at Reed Green Coliseum

Reed Green Coliseum (Capacity: 8,095) has been the home of Southern Miss basketball since the 1965-66 season and has been the site of the greatest moments in the history of Golden Eagle basketball. Here is a look at some of the greatest games in the history of the building.

— *By John Cox, Voice of the Golden Eagles*

### **Southern Miss 71, Louisiana-Lafayette 69** *Dec. 6, 1965*

Before a crowd estimated at close to 4,000, Southern Miss played the first ever game in the brand new Reed Green Coliseum. Sophomores Steve Campbell and Brice Thornsbury and junior college transfer Pat Murphy sparked a second half Southern comeback that pulled the Golden Eagles from a 50-38 deficit with 16:58 left to a 58-52 lead with 11:40 remaining. Murphy led the way with 16 points, while Campbell added 15. Green Coliseum was officially dedicated on December 11 against Alabama.

### **Southern Miss 109, Samford 90** *Feb. 21, 1968*

Senior forward Berlin Ladner scored 45 points in the season's final game to set a single-game record that still stands today and became the ninth player in school history to score 1,000 points in his career. Brother Wendell Ladner added 20 rebounds in the season-ending victory and consistently fed the ball to Berlin to help him set the record. Berlin had 24 points and four fouls at half-time, but Coach Lee Floyd adjusted his defense to use Berlin's teammates as much as possible to lessen the risk of losing him before his possible records came.

### **Southern Miss 103, Pan American 78** *Feb. 9, 1970*

Wendell Ladner set a school record that still stands today when he snatched 32 rebounds, breaking his old record of 31 set earlier in the year. Ladner had left the game with three minutes to go, but a quick check of the stats showed the big senior was only two short of a new single-game rebounding record and Coach Lee Floyd consented to the wishes of the fans and sent Ladner back in. Within 30 seconds Ladner had grabbed the two rebounds necessary to break the mark and then came back out of the game.

### **Southern Miss 50, Tulane 48** *Dec. 6, 1982*

After becoming a member of the prestigious Metro Conference the previous summer, the Golden Eagles played their first conference game against rival Tulane. In

a closely-contested game all the way, it came down to the game's final possession and Southern guard Curtis Green drilled an 18-foot jumper with three seconds left to seal the Metro Conference win. Green, normally one of the team's best shooters, had suffered through a poor shooting night before canning the game-winner, making just five-of-15 field goals in the game. Green finished the night with just 11 points, while center Carl Mitchell had 13 points and forward Kenny Dailey had 12.

### **Southern Miss 55, Mississippi State 48** *Dec. 6, 1983*

In the Bulldogs' first trip to Hattiesburg since the 1966-67 season, the Golden Eagles defeated their in-state rivals in a fierce defensive battle. The Golden Eagles grabbed a slim 28-23 lead at halftime and then held off the Bulldogs down the stretch for the win. The difference was on the boards where the Eagles outrebounded MSU 35-24. Forward James Williams led the Southern attack with 20 points and 11 rebounds, while forward Ken Suttles added 11 points and eight rebounds.

### **Southern Miss 127 Virginia Tech 102** *Jan. 16, 1987*

In the greatest offensive shootout in the history of Green Coliseum, and the Metro Conference, the Golden Eagles rolled over the Hokies. Six Golden Eagles scored in double figures, led by center Randolph Keys with 31. Forwards Derek Hamilton and John White added 23 and 22, respectively. The Eagles outscored the Hokies' potent duo of Bimbo Coles and Wally Lancaster, who combined for 51 points that day. The two teams would meet a few weeks later in Blacksburg, Virginia, where the Hokies won 141-133 in double overtime. In the two games the schools played that year a total of 503 points was scored.

### **Southern Miss 93, Ole Miss 75** *Mar. 13, 1987*

When it was announced that the Golden Eagles and Ole Miss would meet in the opening round of the NIT, all tickets to the game were sold out in just 13 hours. The game also featured a matchup of Southern

## The Golden Eagles in Reed Green Coliseum

| Year          | Won-Lost       | Percent     |
|---------------|----------------|-------------|
| 1965-66       | 8-5            | .615        |
| 1966-67       | 11-1           | .917        |
| 1967-68       | 11-0           | 1.000       |
| 1968-69       | 9-3            | .750        |
| 1969-70       | 11-4           | .733        |
| 1970-71       | 6-6            | .500        |
| 1971-72       | 0-12           | .000        |
| 1972-73       | 7-4            | .636        |
| 1973-74       | 6-6            | .500        |
| 1974-75       | 9-4            | .692        |
| 1975-76       | 8-5            | .615        |
| 1976-77       | 9-5            | .643        |
| 1977-78       | 8-5            | .615        |
| 1978-79       | 8-3            | .727        |
| 1979-80       | 11-1           | .917        |
| 1980-81       | 12-2           | .857        |
| 1981-82       | 11-1           | .917        |
| 1982-83       | 8-5            | .615        |
| 1983-84       | 9-4            | .692        |
| 1984-85       | 5-7            | .417        |
| 1985-86       | 13-2           | .867        |
| 1986-87       | 13-3           | .813        |
| 1987-88       | 13-1           | .929        |
| 1988-89       | 7-6            | .538        |
| 1989-90       | 12-1           | .923        |
| 1990-91       | 10-2           | .833        |
| 1991-92       | 9-3            | .750        |
| 1992-93       | 6-6            | .500        |
| 1993-94       | 9-4            | .692        |
| 1994-95       | 10-3           | .769        |
| 1995-96       | 7-7            | .500        |
| 1996-97       | 9-3            | .750        |
| 1997-98       | 10-3           | .769        |
| 1998-99       | 8-6            | .571        |
| 1999-00       | 9-4            | .692        |
| 2000-01       | 12-2           | .857        |
| 2001-02       | 8-5            | .615        |
| 2002-03       | 11-3           | .786        |
| 2003-04       | 8-4            | .667        |
| 2004-05       | 7-6            | .538        |
| 2005-06       | 8-8            | .500        |
| 2006-07       | 16-2           | .889        |
| 2007-08       | 11-3           | .786        |
| 2008-09       | 8-6            | .571        |
| <b>Totals</b> | <b>401-177</b> | <b>.694</b> |

### Longest Winning Streak

23 games (beginning with an 82-73 win over Ole Miss on December 15, 1966, and ending with a 90-69 loss to West Florida on January 7, 1969)

### Longest Losing Streak

13 games (beginning with a 71-69 loss to South Alabama on February 11, 1971, and ending with a 111-82 win over Spring Hill College on November 30, 1972.)

# Golden Eagle Basketball Tradition

Miss coach M.K. Turk and Ole Miss coach Ed Murphy, who had been college roommates at Livingston. The Golden Eagles roared out to a 52-34 halftime lead by making 21 of the first 31 shots they took that night and led by as many as 30 in the second half before Turk began to empty the bench. Forward John White led the Eagle attack with 21 points, while center Randolph Keys poured in 20 points and 16 rebounds. Southern Miss would go on to win the 50th NIT championship that season.

**Southern Miss 91  
Kansas State 89 (OT)**  
*Jan. 11, 1988*

After the Golden Eagles had defeated the Wildcats 71-69 in Manhattan, Kan., earlier in the year, K-State came to Green Coliseum for a return match. The Wildcats, led by future NBA star Mitch Richmond, saw the Golden Eagles battle to a 40-34 halftime lead. Although Southern Miss led throughout much of the second half, the Wildcats rallied to tie the game at 80 in the final seconds of regulation and had a chance to win it at the buzzer, when Golden Eagle forward Derek Hamilton was called for a dead ball technical foul. But when the Wildcats missed a shot at the buzzer, the game went into overtime and the Eagles went on to win the game. Forward John White led the Eagle attack with 25 points, while center Randolph Keys had 17 points and 12 rebounds. Richmond had 20 points for the Wildcats but made just 6 of 23 field goal attempts.

**Southern Miss 95  
Louisville 92**  
*Jan. 28, 1988*

Before a sellout crowd and a national television audience on ESPN, the 25th-ranked Golden Eagles defeated Louisville in one of the great shootouts in the history of Green Coliseum. The victory was Southern Miss' ninth in a row and improved the Eagles' record to 15-2. The Golden Eagles rallied from a 47-45 halftime deficit behind the play of "The Fab Four," Casey Fisher, John White, Derek Hamilton and Randolph Keys. Fisher scored 22 points that night, including six three-pointers, while White added 21. The Golden Eagles fired up 26 three-pointers that night, making 11, to offset a 28-point performance by Cardinal star center Pervis Ellison and 25 points from forward Herbert Crook.

**Southern Miss 54  
Holy Cross 56**  
*March 12, 1981*

Before a sellout crowd at Green Coliseum, Southern Miss made its first ever appearance in post-season play, when the Eagles battled the Holy Cross Crusaders in the opening round of the NIT. In a nip and tuck battle,

the Crusaders took a 31-29 halftime lead, but the Golden Eagles were forced to play a large portion of the opening half without 6-9 center Ronald Jackson, who suffered a stress fracture of his foot. With forward Joe "Awesome" Dawson picking up the slack with 17 points and forward Eddie Jiles scoring nine, Southern stayed close all the way to the final buzzer, before the Crusaders won 56-54.

**Southern Miss 86  
Memphis 82**  
*Feb. 10, 1990*

Golden Eagle star Clarence Weatherspoon and Memphis forward Ben Spiva were involved in a scuffle late in the first half and after official Danny Hooker reviewed the replay on the television monitor, both players were ejected from the game. The Golden Eagles grabbed a 49-37 lead at halftime with Weatherspoon on the bench during the final two minutes of the first half. In the second half with Spoon gone, the Eagles, led by guard Russell Johnson and center Daron Jenkins, held off the Tigers to win. Johnson had 19 points and 10 assists, while Jenkins had 17 points and seven rebounds.

**Southern Miss 83  
USF 77**  
*March 3, 2001*

The Golden Eagles won their first-ever Conference USA regular season championship when they defeated the USF Bulls, 83-77. Behind the aggressive play of senior center Vandarel Jones, the league's defensive player-of-the-year, the Eagles led nearly the entire game and fought off several rallies by the Bulls. Jones scored 19 points, pulled down 15 rebounds and blocked eight shots to lead the Eagles, while senior guard David Wall added 16 points and senior point guard Mel Cauthen chipped in 13 points and had seven assists. The victory gave the Golden Eagles a 21-7 regular season record and an 11-5 mark in Conference USA.

**Southern Miss 84  
Memphis 67**  
*January 11, 2003*

After falling behind 35-29 to the 10-2 Memphis Tigers and Coach John Calipari, Southern Miss put together one of the most dominating second halves in school history, outscoring the Tigers 55-32 and winning the game 84-67. Junior Greg Johnson led the Golden Eagle attack scoring 22 points and pulled down 10 rebounds. Three other Southern Miss players, freshman Jasper Johnson (17), sophomore David Hayward (13) and junior Charles Gaines (12) also scored in double figures as James Green's team improved to 9-4 on the year and 2-0 in Conference USA.

| University of Southern Mississippi<br>Basketball Attendance (since 1973-74) |                  |                  |                  |
|---|------------------|------------------|------------------|
| Year  | Total            | Home             | Avg/Games        |
| 2008-09   | 147,779          | 53,044           | 3,789/14         |
| 2007-08   | 167,718          | 50,644           | 3,617/14         |
| 2006-07   | 142,474          | 62,654           | 3,481/18         |
| 2005-06   | 140,440          | 56,267           | 3,517/16         |
| 2004-05   | 155,520          | 54,240           | 4,172/13         |
| 2003-04   | 101,444          | 47,833           | 3,683/13         |
| 2002-03   | 154,521          | 47,027           | 3,359/14         |
| 2001-02   | 101,450          | 41,324           | 3,179/13         |
| 2000-01   | 198,374          | 54,309           | 3,879/14         |
| 1999-00   | 148,701          | 44,061           | 3,389/13         |
| 1998-99   | 154,493          | 54,365           | 3,883/14         |
| 1997-98   | 161,393          | 51,170           | 3,936/13         |
| 1996-97   | 168,002          | 47,126           | 3,927/12         |
| 1995-96   | 146,320          | 64,067           | 4,567/14         |
| 1994-95   | 191,764          | 56,715           | 4,363/13         |
| 1993-94   | 141,208          | 57,659           | 4,435/13         |
| 1992-93   | 176,654          | 51,408           | 4,284/12         |
| 1991-92   | 220,833          | 69,420           | 5,785/12         |
| 1990-91   | 229,506          | 84,493           | 7,041/12         |
| 1989-90   | 224,106          | 76,730           | 6,394/12         |
| 1988-89   | 166,149          | 70,138           | 5,395/13         |
| 1987-88   | 227,822          | 105,902          | 7,564/14         |
| 1986-87   | 225,182          | 73,845           | 4,615/16         |
| 1985-86   | 154,279          | 53,648           | 3,577/15         |
| 1984-85   | 181,636          | 46,615           | 3,885/12         |
| 1983-84   | 167,694          | 54,493           | 4,192/13         |
| 1982-83   | 148,435          | 49,388           | 4,116/12         |
| 1981-82   | 105,828          | 47,123           | 3,927/12         |
| 1980-81   | 145,770          | 79,794           | 5,700/14         |
| 1979-80   | 97,516           | 48,628           | 4,052/12         |
| 1978-79   | 84,716           | 34,102           | 3,100/11         |
| 1977-78   | 74,393           | 30,365           | 2,336/13         |
| 1976-77   | 88,258           | 47,704           | 3,407/14         |
| 1975-76   | 69,659           | 30,884           | 2,376/13         |
| 1974-75   | 76,334           | 34,821           | 2,679/13         |
| 1973-74   | 77,556           | 29,882           | 2,490/12         |
| <b>Totals</b>   | <b>5,363,927</b> | <b>1,953,888</b> | <b>4,088/478</b> |

## Southern Miss Legends Club

Over the years there have been many standouts to don Southern Miss Golden Eagle jerseys. There have been countless all-conference and All-American players. There have been members of conference championship and NCAA postseason teams. There have been those who made their mark on Golden Eagle athletics, excelling in different sports and eras, all giving their heart and soul for Southern Miss.

While the standouts to grace the fields and courts have been many, there's been a select few who truly carved a niche in their respective sports. Over the past few years, the Southern Miss Department of Athletics created an organization to honor these heroes – the Southern Miss Legends Club.

An idea inspired by former football great Sammy Winder, the Legends Club recognizes former university athletic standouts who made prominent contributions in their individual sports, while participating as student-athletes.

The players' athletic feats are enough to deserve the highest honor in the world of sports – having their respective jerseys retired. But with the Legends Club, Southern Miss' standouts do not have their jerseys retired. Instead, the players are honored by being recognized with membership in this prestigious club. Their names and numbers will be displayed prominently in the athletic facilities in which they played.

There are 14 such members in the Legends Club, four of which are associated with the

men's basketball program. Included in this group are all-star players Wendell Ladner, Nick Revon and Clarence Weatherspoon and legendary coach M.K. Turk. Ladner, Revon and Weatherspoon all rank among the best in points and rebounds, while Turk is the winningest coach in the program's history.

The remaining makeup of the Legends Club includes six football players, including Ray Guy, Brett Favre, Reggie Collier, Sammy Winder, Derrick Nix and Fred Cook; women's basketball standout Janice Felder and women's softball stars Courtney Blades and Amy Berman. Only one other coach has been inducted into the select group -- women's basketball coach Kay James.

### The Legends Club



**Amy Berman**  
Softball  
(1999-2000)




**Courtney Blades**  
Softball  
(1999-2000)



**Reggie Collier**  
Football  
(1979-82)



**Fred Cook**  
Football  
(1971-73)



**Brett Favre**  
Football  
(1987-90)



**Janice Felder**  
Women's Basketball  
(1990-94)



**Ray Guy**  
Football  
(1970-72)



**Kay James**  
Women's Basketball  
(1977-99)



**Wendell Ladner**  
Basketball  
(1967-70)



**Derrick Nix**  
Football  
(1998-2000, 2002)



**Nick Revon**  
Basketball  
(1951-54)



**M. K. Turk**  
Basketball  
(1976-96)



**Clarence Weatherspoon**  
Basketball  
(1989-92)



**Sammy Winder**  
Football  
(1978-81)



## Southern Miss Legends Club

# Wendell Ladner

1967-1970

There are very few players in the history of Southern Miss athletics who were true legends. These were players who were so good at their sports that they transformed that sport by their impact on the game.

One of those players was Wendell Ladner, who, in the three short years of his basketball career at Southern Miss, carved himself a niche in the history books of the school that few will ever equal.

When you first think of Ladner, you think of great rebounders and he certainly was that. In his career, he was able to haul down 1,256 rebounds in just 76 games, an average of 16.5 per game, a mark no one has come close to since. The three seasons that he played at Southern Miss remain the three highest totals by a player for rebounds in a season.

But he also was an incredible scorer. He averaging 20.5 points per game, a plateau that no one else in school history has ever reached in their career, and he finished as the 11th all-time scorer in school history.

Ladner had been a high school All-American at Hancock North Central High School and hailed from the town of Nacaise Crossing, Miss. He followed his brother, Berlin, and came to Southern Miss. After leading the freshmen team in scoring and rebounding in 1966-67, he was ready to move to the varsity the following year.

In his first season with the varsity in 1967-68, Ladner immediately became the star of the team. He led the team in scoring and rebounding that season with averages of 21.4 and 16.4, respectively. His 409 rebounds and rebounding average were both school records. Ladner scored what would prove to be his career high, 38 points in just the fourth game of his collegiate career against Northwestern Louisiana. He then followed that with 36 points a few games later against West Virginia Tech. Four times that year he recorded 24 or more rebounds in a game, including a career high 29 against Northwestern Louisiana.

The 6-5, 240-pound Ladner led the team again in scoring and rebounding during the 1968-69 season, averaging 22.4 points and

16.4 rebounds. The 411 rebounds that season set another school record.


As a senior in 1969-70, Ladner led the team in scoring and rebounding for a third straight year, averaging 17.9 points and a school record 16.8 rebounds a game. His 436 rebounds that season produced a third straight school record.

Fourteen of the top 16 rebounding performances in a game by a Southern Miss player are owned by Ladner, including a school-record 32 vs. Pan American during the 1969-70 season. Three times in his career, all during the 1969-70 season,

Ladner grabbed 30 or more rebounds in a game.

He was selected by the New Orleans Bucs in the second round of the 1970 American Basketball Association Draft and played several years in the ABA for New Orleans, the Kentucky Colonels and the New Jersey Nets.

Ladner was killed in a tragic plane crash in New York, N.Y., while still in the prime of his playing career, but he was and remains a true legend at Southern Miss, and a Golden Eagle Hall of Famer unlike any other.





## Southern Miss Legends Club

# Nick "The Cat" Revon

1951-1954

By John Cox, Voice of the Golden Eagles

The 1953-54 basketball brochure at Southern Miss simply said, "One of the greatest is the best way to describe the marvelous Nick Revon, pride of New Orleans."

Few who saw "The Cat" play during his awesome career would argue that.

Southern Miss fans today who saw him play still talk about his brilliant shooting touch, his ball handling wizardry and his passing that was far ahead of his time. How good was Nick Revon? Good enough to become the school's all-time scorer during the 1953-54 season, and he still holds that record today. He scored 2,136 points in his career, and only one other player has ever cracked the 2,000-point mark in his career (Clarence Weatherspoon).

Revon rolled up a record at St. Aloysius High School in New Orleans that people at the time thought might never be broken and, in fact, many of his records weren't broken for many, many years. He was one of the best performers to ever compete in the strong Mississippi Junior College league at Hinds Junior College, where he was twice named to the all-state team.

He made his debut with Southern Miss during the 1950-51 season and although

he missed nearly half the season with a broken foot still managed to average 13.7 points as the team finished 21-14. Already though, USM Head Coach Lee Floyd and the Southern Miss fans knew they had something special in Revon.

Revon really started to blossom during the 1951-52 season, leading the team in scoring with a 16.9 average and his driving, slashing style sent him to the foul line more than anyone else on the team. He went to the line 182 times that year and made 147 (80.8 percent). He would be the leader of a Southern Miss team that went 29-8, won the Gulf States Conference regular season and postseason tournament championships and advanced, for the first time, to the NAIA National Tournament.

He would lead the team back to the NAIA national tournament in 1952-53, finishing second on the team in scoring with a 14.6 average. Again, he went to the foul line more than anyone else on the team, 179 times, and made 131 (73.2 percent).

That team finished the year 27-8 and went to the "Elite 8" of the NAIA tourney before being beaten.

Revon would go on a rampage in 1953-54. Not only would he take the team to the NAIA nationals for a third-straight year, but he would average an amazing 23.8 points per game, while leading the team to a 23-8 record. In 31 games. He would earn 267 trips to the foul line, making 205 (76.8 percent).

He still holds the school record for most points in a season with the 737 he scored that year and holds numerous other records including the most free throws made in a career, 538.

He was also a star baseball player for Southern Miss and track and field athlete, excelling in both the high jump and the broad jump.

He was selected in the 1954 NBA Draft by the Minneapolis Lakers.

Revon passed away in June 2008 following a series of heart problems at the age of 79.

### Standing the Test of Time

#### USM School Records Still Held

By Nick Revon

#### Single Season

Scoring: 737 (1953-54)

Field Goals Made: 266 (1953-54)

Free Throws Made: 205 (1953-54)

Free Throws Attempted: 267 (1953-54)

#### Career Records

Points: 2,136 (1950-54)

Free Throws Made: 538 (1950-54)



## Southern Miss Legends Club

# M.K. Turk

1976-1996

**M**.K. Turk spent 20 seasons as the head basketball coach at the University of Southern Mississippi and finished his career as the all-time winningest coach in school history with 301 Golden Eagle victories, one NIT championship, two NCAA appearances, six NIT appearances.


After a successful stint as athletic director and head basketball coach at Copiah-Lincoln Junior College in Wesson, Miss., and a couple of seasons as an assistant coach at the University of Memphis, Turk took over as coach of the Golden Eagles for the 1976-77 and immediately began building the program into one of the most competitive in the nation.

Turk accomplished what no other Southern Miss coach has ever been able to achieve—back to back trips to the NCAA Tournament and winning the National Invitation Tournament.

Turk took the Golden Eagles to eight post-season appearances starting with the 1980-81 season when they made their first ever appearance in the NIT, following a 20-7 season.

After taking the team to the NIT again in 1985-86, Turk and the Golden Eagles captured the 50th championship of the event with an 84-80 win over LaSalle in New York's Madison Square Garden. The championship was a first ever national title for a Mississippi Division I school.

His 1989-90 squad finished 20-12 and finished second in the regular season of the Metro Conference and then received the



school's first-ever NCAA bid.

The 1990-91 squad followed with a 21-8 mark, won the Metro Conference regular

season championship and again earned a berth to the NCAA regionals. That team graced the Associated Press Top 25 pre-season poll and went to the NCAA Tournament ranked as one of the nation's top 25.

After Turk led the Golden Eagles to the top of the independent ranks, he then guided their entry into the Metro Conference in 1982, lending further stature to the program. Then in 1995-96, Turk guided the Golden Eagles into Conference USA as a charter member.

Many players from Turk's program have gone on to successful careers in both professional basketball and business. Former Golden Eagle Clarence Weatherspoon was the 9th pick in the 1992 NBA draft by the Philadelphia 76ers. Teammate Joe Courtney had stints with several NBA clubs and Randolph Keys was a former number one pick by the Cleveland Cavaliers. A number of other former players are currently playing in both the CBA and overseas. He has also turned out several assistant coaches and players who are currently continuing their careers coaching at both the high school and collegiate levels.

Among the many honors Turk has received are being named the 1986-87 NIT Coach of the Year and the 1985-86 Metro Conference Coach of the Year.

Turk also served as an assistant athletic director under Athletic Director Bill McLellan during his final few years with the Golden Eagles.



## Southern Miss Legends Club

# Clarence Weatherspoon

1989-1992

Perhaps no other player has made the impact on Southern Miss basketball as Clarence Weatherspoon. Weatherspoon started for the Eagles from the 1988-89 season through the 1991-92 season. His number "35" was retired during the final home game of the 1991-92 season on Mar. 7, 1992.

During the Weatherspoon era, the Golden Eagles posted back-to-back 20-win seasons and played in the NCAA Tournament twice. The Crawford, Miss., native was named the Metro Conference Player-of-the-Year a record three-consecutive years.

Weatherspoon finished as Southern Miss' second all-time leading scorer and as the ninth all-time leading scorer in Metro Conference history, with 2,130 points. In addition, Weatherspoon finished as USM's all-time leading rebounder with 1,317 rebounds, and ranks as the Metro Conference's all-time leading rebounder with an 11.3 per-game average.

Weatherspoon went on to be selected in the first round (9th pick overall) by the Philadelphia 76ers where, in his rookie season, he set a franchise record for most points in a season by a rookie, with 1,290. Disproving the "Sophomore Jinx" theory, "Spoon" went out the next year to record 45 double-doubles, which was the seventh-

highest single-season total in the NBA that season.

The Golden Eagle standout also has proven to be an iron horse in the NBA as he started 213-consecutive games before suffering a sprained ankle against the Minnesota Timberwolves on Feb. 15, 1995.

During the 1996-97 Philadelphia 76er campaign, "Spoon" was the only Sixer to start all 82 games, and scored a season-high that year of 34 points and 10 rebounds, against his future team, Golden State. Heading into the current season, he has played in 875 games out of a possible 984.

On Feb. 17, 1998, Weatherspoon was traded to the Golden State Warriors. A month later against Toronto, Weatherspoon totaled 18 points and pulled down a season-high 20 boards.

In his NBA career, Weatherspoon has played six seasons with Philadelphia (1992-93 to 1997-98), one with Golden State (1997-98), two in Miami (1998-00), one in Cleveland (2000-04), with New York. In his 13-year career, he has scored 10,360 points and pulled down 6,724 rebounds and is entering his second season with Houston.

He also has started 594 of 875 games, averaged 31.1 minutes a game, 11.8 points a game, 7.7 rebounds a game, and totaled 788 blocked shots, 871 steals, and 1,329 assists.

Illustrating just how versatile he is,


he recorded his 1,000th career assist during the 1999 season.

Some of Weatherspoon's other career highlights include

- Scored a career-high 35 points and grabbed 14 rebounds against the Toronto Raptors on 4/21/96.
- Recorded his 1,000th assists against Golden State on 11/14/99.
- Participated in the slam-dunk competition during the 1993 NBA All-Star Weekend in Salt Lake City, Utah.
- In his Golden State Warrior debut, he scored 11 points and had seven rebounds in a 95-88 win over the Denver Nuggets.
- In his 11th NBA season, he started 41-of-56 games, averaged 30.9 minutes a game, along with 8.2 rebounds and 8.8 points a game.

### Weatherspoon's NBA Career Highs

|                            |                               |
|----------------------------|-------------------------------|
| <b>Points:</b>             | 35 at Toronto, 4/21/96        |
| <b>Offensive Rebounds:</b> | 10, two times                 |
| <b>Defensive Rebounds:</b> | 17 vs. Washington,<br>1/10/96 |
| <b>Total Rebounds:</b>     | 24 vs. Orlando, 2/28/03       |
| <b>Assists:</b>            | 13 vs. Charlotte, 2/7/94      |
| <b>Steals:</b>             | 7 vs. Washington, 2/28/95     |
| <b>Blocks:</b>             | 7 at Toronto, 4/21/96         |
| <b>Minutes Played:</b>     | 50, vs. Orlando, 2/28/03      |



# M-Club Hall of Fame

## Inducted February 20, 1965

- Melvin "Pel" Autry - Football 1939-40-41
- Tom Bishop - Basketball 1950-51-52-53
- Robert "Curley" Dement - Football 1941-46-47
- C. L. "Dipsey" Dews - Football 1940-41-42
- Nollie C. Felts, Sr. - Football 1922-23-24-26
- Jack Gallagher - Basketball 1950-51-52-53
- Reed Green - Football 1930-31-32-33
- M. C. Johnson - Football 1939-40
- William "Mike" Katrishen - Football 1941-42-46-47
- Joe Latham - Football 1941-46-47
- Fred "Coon" Leech - Football 1922-23-24-25
- A. D. "Sandy" Morgan - Football 1938-39
- John M. "Bubba" Phillips - Football 1947-48-49-50
- Henry "Hindu" Reynolds - Football 1947-48
- Bracie Smith - Football 1936-37
- James Stubbs - Golf 1947-48-49-50
- Reginald Switzer - Football 1936-37
- Richard "Dick" Thames - Football 1941-46
- P. W. Underwood - Football 1954-55-56
- Joe Vetrano - Football 1940-41-42
- George Westerfield - Football 1936-37-38

## Inducted March 26, 1966

- Henry "Frenchie" Bolis - Football 1939-40
- Frank Brown - Football 1946-47-48
- G. F. "Sporty" Dabbs, Jr. - Football 1937-38
- Bobby Holmes - Football 1949-50
- Earl "Harlow" Morgan - Football 1949-50
- Don Owens - Football 1953-54-55-56
- Hugh Pepper - Football 1952-53
- Nick Revon - Basketball 1951-52-53-54
- Jay Smith - Football 1946-47
- J. D. Stonestreet - Football 1935-36
- O. M. "Brownie" Thomas - Football 1930-31
- Fred Waters - Baseball 1947-48

## Inducted April 29, 1967

- Charles Gillis - Golf 1953-54-55-56
- Micky Harrington - Basketball 1952-53-54-55
- Billy Jarrell - Football 1953-54
- Jesse Elmo Lang - Football 1949-50-51-52
- Roland Loper - Football 1940-41-46
- Bucky McElroy - Football 1949-50-51-52
- C. G. Meador, Sr. - Football 1913-14
- Andy Webb - Football 1937-38

## Inducted April 27, 1968

- Victor Allgood - Basketball 1947-48
- Doyle Coats - Football 1926
- Cliff Coggin - Football 1948-49
- Jim Davenport - Football 1952-53-54
- Frank Montague, Sr. - Football 1913
- George Sekul - Football 1957-58
- Arno Vincent - Football 1937-38

## Inducted April 26, 1969

- Morris Brown - Football 1947-48-49-50
- Hamp Cook - Football 1952-53-54
- Fred Dickey - Football 1938-39
- Tony Martello - Football 1929-30-31
- Bob Yenko - Football 1955-56-57-58

## Inducted May 9, 1970

- Clay Boyd - Football 1932-33
- J. P. Hackney - Football 1926-27-28-29
- Thomas A. Morrow - Football 1958-59-60
- Frank Spruell - Football 1948-49
- Melvin "Bucky" Waters - Football 1955-56-57-58

## Inducted May 8, 1971

- G. S. "Scotty" Byrne - Golf, Football 1951-52-53
- Oba Ladner - Football 1935-36
- Hugh McInnis - Football 1957-58-59
- Leo Purvis - Football 1935-36
- Joe Stringfellow - Football 1939-40-41

## Inducted April 29, 1972

- Les De Vall - Football 1940-41

- Ed Langford - Football 1947-48-49
- Perrin Purvis - Tennis, Football 1935-36-37-38
- Vic Purvis - Football 1963-54-65
- John T. Russell - Football 1956-57-58

## Inducted April 28, 1973

- M. G. Clements, Jr. - Football 1940-41
- D. C. Leech - Football 1923-24
- Walter Love III - Golf 1955-56-60
- Bob McKellar - Football 1950-51-52
- Jerrell Wilson - Football 1961-62

## Inducted April 26, 1974

- Roy Danforth - Basketball 1958-61
- Thomas "Scoop" Howard - Football 1937-38-39
- Don Hultz - Football 1960-61-62
- Maxie Lambright - Football 1946-47-48
- C. J. "Pete" Taylor - Football 1941-46

## Inducted May 10, 1975

- Doug Barfield - Football 1954-55-56
- Les Clark - Football 1953-54-55
- L. E. Gafford - Football 1920-21-22-23
- Phil Musmeci - Football 1948-49-50-51
- Wayne Pulliam - Basketball 1957-59

## Inducted May 8, 1976

- Jimbo Green - Baseball 1961-62-63
- Garry Hannan - Basketball 1963-66
- Buddy Supple - Football 1957-58-59
- Al Tregle - Football 1954-55-56
- Robbie Webb - Golf 1957-58-59-60

## Inducted May 7, 1977

- Jackson Brumfield - Football 1951-52-53
- James R. Carpenter - Basketball 1948-50
- Pat Ferlise - Football 1951-52
- Harold Hays - Football 1960-61-62
- Tom Roussel - Football 1965-66-67
- Thad "Pie" Vann - Football Coach 1937-68

## Inducted April 29, 1978

- Frank Baker - Baseball 1965-66-67
- Ray Guy - Football 1970-71-72
- Richard Johnston - Football 1956-57-58
- Wendell Ladner - Basketball 1967-69
- Reese Snell - Football 1947-48-49
- B. O. Van Hook - Golf Coach 1951-69

## Inducted April 28, 1979

- Billy Allgood - Basketball 1949-52
- Fred Cook - Football 1971-72-73
- Lee Floyd - Basketball Coach 1949-53, 1962-71
- Wiggle Green - Boxing 1935-36-37-38
- Jackie Howard - Football 1951-52-53-54
- Willie Oubre - Football 1936-37-38

## Inducted April 26, 1980

- Dick Caldwell - Football 1951-52-53
- Morris Meador - Football 1959-60-61
- Clyde "Heifer" Stuart - Coach 1949-58
- Wilson Plunkett - Baseball 1972-73-74
- Joe Yenni - Football 1939-40-41

## Inducted April 25, 1981

- Jimmy Havard - Football 1960-61-62
- Jim King - Football 1963-64
- Andin McLeod - Football 1959-60
- Norris Thomas - Football 1972-73-74-75
- Tom Walters - Football 1962-63

## Inducted May 1, 1982

- Wesley "Buzzy" Clark - Football 1953-54-55
- Lewis Murray - Basketball 1955
- Lewis Murry, Jr. - Football 1950
- Doug Rouse - Football 1968-69
- Jake Scott - Football 1936-37-38
- H. A. Smith - Football Coach 1949-54

## Inducted April 30, 1983

- J. C. Arban - Football 1955-56-57-58
- Ken Avery - Football 1964-65-66
- Bo Dickinson - Football 1953-56-57
- Don Fuell - Football 1959-60-61
- J. Lloyd Milam - Faculty Representative-1953-79
- Doug Satcher - Football 1963-64-65

## Inducted April 27, 1984

- Sam H. Hall - Golf 1954-58
- Nick Kolinsky - Football 1961-62-63
- John Mangum - Football 1964-65
- Lawrence Meeks - Football 1954-55-56-57
- Billy Mikel - Football 1968-69-70

## Inducted April 26, 1985

- Ed Assaf - Baseball 1966-67-68
- Jim Brashier - Football 1951-52-53
- Ace Cleveland - SID 1955-86
- Bill Devrow - Football 1964-65-66
- Larry Moulton - Football 1968-70
- John Sawyer - Football 1972-73-74
- Poochie Stringfellow - Football 1964-65-66

## Inducted April 25, 1986

- Hank Autry - Football 1966-67-68
- Marvin E. Breazeale - Football 1961-62
- Rick Donegan - Football 1969-70-71
- Ken Fortenberry - Basketball 1955-58
- Dr. E. Larry "Doc" Harrington - Trainer/Tennis Coach 1950-87
- Eddie Kauchick - Football 1949-50-51

## Inducted April 25, 1987

- Carl Allen - Football 1974-75-76
- Billy Applewhite - Golf 1962-63-64-65
- Troy Craft - Football 1964-65-66
- Amos Fowler - Football 1975-76-77
- Bobby Posey - Football 1951-52-53
- Bob Stevens - Football 1947-48

## Inducted April 23, 1988

- Jeff Bower - Football 1973-74-75
- Capt. Billy Dickson - Baseball 1960-61-62-63
- Hanford Dixon - Football 1977-78-79-80
- Dr. William D. McCain - President, 1955-75
- Clint Tapper - Football 1971-72-73
- Don Winstead - Football 1947-48

## Inducted April 21, 1989

- Lionel Fayard - Football 1968-69-70
- Shirley Jones-Hill - Basketball 1977-81
- Buddy Palazzo - Football 1970-71-72
- Fred Smallwood - Football 1953-54-55
- Sammy Winder - Football 1978-79-80-81

## Inducted April 20, 1990

- Larry Boyd - Basketball 1979-83, Football 1983, Baseball 1981
- Bud Brown - Football 1980-81-82-83
- Richard Byrd - Football 1981-82-83-84
- Hill Denson - Baseball 1966
- Buster Mullin - Football 1946-47
- John Prince - Basketball 1974-77

## Inducted April 26, 1991

- Bill Davis - Football 1966-69-70
- Larry Harrington, Jr. - Football 1976-78, Baseball 1979-80
- Glen Howe - Football 1980-81-82-83
- Earl Marshall - Football 1956-57
- M. K. Turk - Basketball Coach 1976-96

## Inducted April 10, 1992

- Mike Greshaw - Football 1976-77-78
- Dickie Dunaway - Football 1965-66-67
- George Herring - Football 1954-55
- Mike McAdams - Football 1966-67-68
- Portland McCaskill - Basketball 1981-85
- Anthony "Stoney" Parker - Football 1975-76-77-78

## Inducted April 16, 1993

- Chuck Cook - Football 1977-78-79-80
- Webb Farish - Football 1950-51
- Jim Gallaspy - Head Trainer 1974-2000
- Helen Grant - Women's Basketball 1977-79, Softball 1980, Tennis 1978-79, Volleyball 1979, Volleyball Coach 1980-91, Tennis Coach 1981-87, Softball Coach 1987-92
- Milo McCarty - Football 1965-66-67

## Inducted April 22, 1994

- Kay James - Basketball Coach 1977-1999
- Louis Lipps - Football 1980-81-82-83
- Hugh Mitchell - Football 1953-54
- Doc Roberts - Golf 1952
- Ron "Clump" Taylor - Football 1976-77-78-79
- Hub Waters - Football 1952-53-54
- Ben Willoughby - Football 1961-62

## Inducted April 7, 1995

- Bill Boling - Football 1951-52-53-54
- Steve Carmody - Football 1980-81-82-83
- Jimmie McDowell - Sports Information Director 1951-54
- Bob Weathers - Basketball 1950-54

## Inducted April 12, 1996

- Dr. Robert Boothe - Basketball & Baseball 1955-58
- Fred Cooley - Baseball 1987-89
- Roland Dale - Athletic Director 1974-87
- Willie Heidelberg - Football 1970-71
- Arthur J. "Red" Mangum - Football 1947-48

## Inducted April 18, 1997

- Rich Corsetto - Basketball & Baseball 1968-71
- Jim "Coon Dog" Davis - Football 1953-54
- Brett Favre - Football 1987-88-89-90
- Joye Lee McNelis - Women's Basketball 1980-84

## Inducted April 17, 1998

- Ben Garry - Football 1974-75-76-77
- Dr. Aubrey K. Lucas - President 1975-97
- Corky Palmer - Baseball 1974-75-76-77
- Tony Rouchon - Football 1950-51-52

## Inducted April 9, 1999

- Randy Butler - Football 1976-78
- Tom Le Gros - Football 1949-51, Baseball 1949-52
- George Stevens - Football 1947-48, Basketball 1947-49
- Bob Witt - Football 1941-46

## Inducted April 7, 2000

- Thomas Coleman - Coach 1978-99
- Reggie Collier - Football 1979-82
- Janice Felder - Women's Basketball 1990-94
- Randolph Keys - Men's Basketball 1984-88
- Jackie Laird - Men's Basketball 1960-64
- John Perkins - Football 1957-58
- Jimmy Taylor - Football 1956-58
- Donnie Young - Track 1980-84

## Inducted April 6, 2001

- Billy Coleman - Football 1961-1962
- Nancy Faulk - Women's Basketball 1977-81
- Sam Hollingsworth - Men's Basketball 1953-55, 1957-59
- H. C. "Bill" McLellan - Athletic Director 1986-1998
- Barbara Taylor Gandy - Softball 1980-82
- Butler "Sonny" Tucker - Football 1957-59
- Mitchell Williams - Track 1980-84

## Inducted April 12, 2002

- Willie Coats - Football 1957-58
- Bobby Collins - Head Football Coach 1975-81
- Marvin Harvey - Football 1977-78-79-80
- L. T. Herrmann - Football 1952-53-54
- Steve Knight - Baseball 1975-76-77-78
- Diana Lyons-Jones - Basketball 1977-78-79
- Chuck Rohe - Track & Field 1982-83

## Inducted April 11, 2003

- Rex Barnes - Football 1967-68-69
- Tyrone Nix - Football 1990-91-92-93
- Charles Elzey - Football 1957-58-59
- Tommy Davis - Baseball 1992-93-94
- Tanya Bullock - Basketball 1991-92-93-94
- Glen Hnatiuk - Golf 1985-86-87-88
- Ken Shearer - Administrative Assistant 1957-58-59-60

## Inducted April 16, 2004

- Steve Clark - Football 1981-82-83
- Shelton Gandy - Football 1985-86-87-88
- Dr. Wayne Adkison - Football 1966-67-68
- Todd Nace - Baseball 1989-90-91
- Stephanie Brown DeBrisco - Cross Country, Track and Field, 1989-90-91-92
- James van Norman - Golf 1954-55-56-57
- Marshall Bell - Head Track and Field Coach 1979-97

## Inducted April 15, 2005

- Casey Fisher - Basketball 1985-86-87-88
- Jeff Hammond - Football 1976-77-78
- Onesimus Henry - Football 1984-85-86-87
- Steve Summer - Golf 1988-90-91
- Jack Thomas - Asst. Coach/Football 1958-60
- Kerry Valrie - Football 1987-88-89-90
- Baseball 1988-89-90

## Inducted March 31, 2006

- Sam Bella - Football 1962-63
- Courtney Blades-Rogers - Softball 1999-2000
- John Brechtel - Football 1962;
- Baseball 1961-62-63
- Gene Carlisle - Mascot 1962-63
- Greg Hauser - Football 1981-82-83-84
- Jimmy Haynes - Football 1969-70-71
- Pat Kergosien - Track 1982-86
- Clemon Terrell - Football 1980-81-82-83
- Clarence Weatherspoon - Basketball 1989-90-91-92

## Inducted April 13, 2007

- Amy Berman - Softball 1999-2000
- Larry Eucyer - Football 1962-63-64
- Ricky Floyd - Football 1978-79-80-81
- Kenny Glenn - Track 1987-88-89-90
- Derrek Hamilton - Basketball 1985-86-87-88
- Vinson "Bill" Sullivan - Football 1957-58
- Dr. Shelby Thames - President 2002-07

## Inducted October 28, 2007

- Richard "Dick" Shields - Football 1933-34-35
- Ronald J. Slay - Head Football Coach 1912

## Inducted September 19, 2008

- Owen Bowen III - Football Admin. Asst. 1974-present
- Harmon (Bull) Brannan - Football 1963-64
- Mike Denney - Football 1972-74
- Buddy King - Football 1986-89
- Michael Hansson - Men's Tennis 1982, 1984-86
- Kyle Logan - Baseball 1994-97
- Charlie McArthur - Football 1957-59
- Lynn McLelland - Athletic Department 1974 - pres.

## Inducted September 18, 2009

- Jim Carmody - Football Coach 1982-87
- Erin Doyle-Packer, Women's Golf 1997-2000
- Wydol Faggard - Track 1954-57
- Marchant Kenney - Football 1994-97
- Louis D. Megehee - Football 1928-29
- Lee Roberts - Football 1994-98

• Deceased



## All-Time Coaches' Records

| Years           | Coach                     | Years | Won | Lost | Pct. |
|-----------------|---------------------------|-------|-----|------|------|
| 1912-13/1918-21 | R. J. Slay                | 3     | 9   | 7    | .563 |
| 1913-16         | A. B. Dillie              | 3     | 29  | 14   | .674 |
| 1920-21         | B. B. O'Mara              | 1     | 2   | 2    | .500 |
| 1921-23         | O. V. Austin              | 2     | 15  | 6    | .714 |
| 1924-28         | Herschel Bobo             | 4     | 31  | 17*  | .653 |
| 1928-30         | W. B. Saunders            | 2     | 12  | 13   | .480 |
| 1930-32         | Allen Selby               | 2     | 1   | 8    | .111 |
| 1932-36         | Pooley Hubert             | 4     | 21  | 30   | .412 |
| 1936-41/1945-46 | Reed Green                | 6     | 24  | 37   | .393 |
| 1946-48         | J. D. Stonestreet         | 2     | 14  | 15   | .483 |
| 1948-49         | Jess Thompson             | 1     | 6   | 10   | .375 |
| 1949-54/1962-71 | Lee Floyd                 | 14    | 246 | 148  | .624 |
| 1954-57         | Chuck Finley              | 3     | 39  | 42   | .481 |
| 1957-62         | Fred Lewis                | 5     | 89  | 38   | .701 |
| 1971-76         | Jeep Clark                | 5     | 41  | 85   | .325 |
| 1976-1996       | M.K. Turk                 | 20    | 301 | 266  | .531 |
| 1996-2004       | James Green               | 8     | 123 | 109  | .530 |
| 2003-2004       | Jeff Norwood <sup>^</sup> | --    | 0   | 2    | .000 |
| 2004-2008       | Larry Eustachy            | 5     | 75  | 80   | .484 |

\* Denotes Tie

<sup>^</sup> Denotes Interim



**R. J. Slay**  
1912-13,  
1918-19 – 1919-20



**A. B. Dillie**  
1913-14 – 1915-16



**B. B. O'Mara**  
1920-21



**O. V. Austin**  
1921-22 – 1922-23



**W. B. Saunders**  
1928-29 – 1929-30



**Reed Green**  
1936-37 – 1940-41,  
1945-46



**Lee Floyd**  
1949-50 – 1953-54  
1962-63 – 1970-71



**Chuck Finley**  
1954-55 – 1956-57



**Fred Lewis**  
1957-58 – 1961-62



**Jeep Clark**  
1971-72 – 1975-76



**M.K. Turk**  
1976-77 – 1995-96



**James Green**  
1996-97 – 2003-04



**Larry Eustachy**  
2004-05 – Present

# All-Time Letterwinners



**Kenny Siler**

**A**  
 Agee, Rod (1994-95, 1995-96, 1996-97, 1997-98)  
 Allgood, Billy (1949-50, 1950-51, 1951-52, 1952-53)  
 Ambres, Mildon (2004-05, 2005-06)  
 Anderson, Steve (1994-95, 1995-96)  
 Armstrong, Terry (1957-58)  
 Arnold, Jerome (1977-78, 1978-79)

**B**  
 Bain, Gjio (2006-07, 2007-08)  
 Baker, Frank (1965-66, 1966-67)  
 Barnes, Josh (2007-08, 2008-09)  
 Barnes, Norman (1977-78)  
 Bates, Louis (1987-88, 1988-89)  
 Beasley, Charles (1956-57)  
 Beasley, Courtney (2005-06, 2006-07, 2007-08, 2008-09)  
 Beck, Marvin (1955-56)  
 Bishop, Tom (1949-50, 1950-51, 1951-52, 1952-53)  
 Bolton, Terrell (2000-01)  
 Booker, Carlos (1998-99, 1999-00)  
 Boothe, Bob (1955-56, 1956-57, 1957-58)  
 Bowden, Bobby (1971-72)  
 Bowe, D.J. (1985-86, 1986-87, 1987-88)  
 Boyd, Larry (1979-80, 1980-81, 1981-82, 1982-83)  
 Boyd, Roger (1987-88, 1988-89)  
 Branch, Terry (1972-73, 1974-75, 1975-75)  
 Brewer, Bryson (2006-07, 2007-08, 2008-09)  
 Brinkley, Tobias (1999-00)  
 Brown, Dwayne (2004-05)  
 Brown, John (1986-87, 1988-89)  
 Brown, Willie (1985-86, 1986-87, 1987-88, 1988-89)  
 Burton, Emie (1969-70, 1970-71, 1971-72)  
 Byrne, John (1969-70, 1970-71, 1971-72)  
 Byrne, Tommy (1970-71)

**C**  
 Cameron, Terry (1991-92, 1992-93)  
 Campbell, Steve (1975-76, 1976-77)  
 Carlson, Jim (1975-76, 1976-77)

Carpenter, James Ray (1949-50)  
 Carruth, Rashaad (2004-05)  
 Carter, Clement (2000-01, 2001-02, 2002-03, 2003-04)  
 Carter, Marlon (1999-00)  
 Cauthen, Mel (1997-98, 1998-99, 1999-00, 2000-01)  
 Chancellor, Darrin (1987-88, 1988-89, 1989-90, 1990-91)  
 Chandler, Frank (1955-56, 1956-57)  
 Chapman, Allen (1985-86, 1986-87, 1987-88, 1988-89)  
 Childers, Ron (1978-79)  
 Clark, Eugene "Jeep" (1950-51, 1951-52, 1952-53)  
 Clinton, Don (1959-60, 1960-61)  
 Coleman, Cornell (1975-76, 1976-77, 1977-78)  
 Coleman, Mike (1974-75)  
 Cooks, Brandon (2007-08)  
 Cornwell, David (2005-06)  
 Corsetto, Rich (1968-69, 1969-70, 1970-71)  
 Courtney, Joe (1990-91, 1991-92)  
 Craft, Craig (2005-06, 2006-07, 2007-08, 2008-09)  
 Crowell, Marcus (1988-89, 1989-90)  
 Crowley, Paul (1980-81, 1981-82, 1983-84)  
 Cunningham, Houston (1970-71)  
 Curry, Don (1958-59, 1959-60)  
 Curtis, Kenny (1949-50)  
 Crosby, Michael (1982-83)

**D**  
 Dailey, Kenny (1981-82, 1982-83)  
 Dale, Dallas (1989-90, 1990-91, 1991-92)  
 Danforth, Roy (1958-59, 1959-60, 1960-61, 1961-62)  
 Dannenbring, Tom (1977-78, 1978-79)  
 Davenport, Buddy (1971-72)  
 Davidson, Kent (1968-69, 1969-70)  
 Dawson, Joe (1978-79, 1979-80, 1980-81, 1981-82)  
 Delia, Alex (1958-59, 1959-60, 1960-61)  
 Diethorn, Dale (1968-69, 1969-70)  
 Dodge, Paul (1967-68, 1968-69)  
 Dodson, Ron (1961-62, 1962-63)  
 Dorr, Ross (1994-95)  
 Dotson, Demar (2006-07, 2007-08)  
 Duncan, Bernard (2000-01, 2001-02)  
 Dunn, Jason (1990-91, 1991-92, 1992-93, 1993-94)

**E**  
 Eason, Edgar (1980-81, 1981-82)  
 Eddy, Don (1955-56, 1956-57, 1957-58)  
 Edkins, Bill (1966-66, 1967-68, 1968-69)  
 Ellis, Frank (1961-62, 1963-64, 1964-65, 1965-66)

**F**  
 Fields, Steve (1975-76, 1976-77, 1977-78, 1978-79)  
 Fisher, Casey (1984-85, 1985-86, 1986-87, 1987-88)  
 Fletcher, Roy (1984-85)  
 Flowers, Earl (1998-99, 1999-00)  
 Floyd, Charles (1954-55)  
 Floyd, Jimmie (1994-95, 1995-96, 1996-97, 1997-98)  
 Ford, Michael (2004-05)  
 Forte, Jason (2002-03, 2003-04, 2004-05, 2005-06)  
 Fortenberry, Ken (1957-58, 1958-59)  
 Fulton, Orin (1954-55)  
 Funderburk, Mark (1980-81, 1981-82)

**G**  
 Gaines, Charles (2002-03, 2003-04)  
 Gallagher, Jack (1949-50, 1950-51, 1951-52, 1952-53)

Gantt, Ben (1958-59, 1959-60, 1960-61)  
 Garrison, Bob (1954-55)  
 Ginley, John (1985-86)  
 Gittleman, Steve (1971-72)  
 Goldberg, Richie (1958-59, 1959-60, 1960-61, 1961-62)  
 Goold, Bob (1957-58)  
 Green, Curtis (1980-81, 1981-82, 1982-83, 1983-84)  
 Green, DeWayne (2006-07)  
 Greene, Steve (1972-73, 1973-74)  
 Grubar, Joe (1960-61, 1961-62, 1962-63, 1963-64)

**H**  
 Hadley, Shawn (1991-92, 1992-93)  
 Hall, Keith (1954-55)  
 Hall, Travis (2005-06)  
 Hamilton, Derrek (1984-85, 1985-86, 1986-87, 1987-88)  
 Hammack, Bill (1968-69)  
 Hammond, Dave (1973-74)  
 Hannan, Gary (1963-64, 1964-65, 1965-66, 1966-67)  
 Hardwick, Bob (1957-58)  
 Harper, Carl (1961-62)  
 Harrington, Micky (1951-52, 1952-53, 1953-54, 1954-55)  
 Haslett, Bernard (1990-91, 1991-92, 1992-93, 1993-94)  
 Hatten, Bill (195-56, 1956-57, 1957-58)  
 Hawkins, Jack (1973-74, 1974-75, 1975-76)  
 Haywood, David (2001-02, 2002-03, 2003-04, 2004-05)  
 Henderson, Billy (1996-97)  
 Henderson, Carl (1999-00, 2000-01)  
 Herbert, Wayne (1973-74)  
 Hill, Jack (1949-50, 1950-51)  
 Hill, Jarvis (2006-07)  
 Hines, Stan (1962-63, 1963-64)  
 Hinton, Jurado (1985-86, 1986-87, 1987-88, 1988-89)  
 Hollingsworth, Sam (1953-54, 1954-55, 1957-58, 1958-59)  
 Hollon, Paul (1978-79)  
 Horton, R.L. (2007-08, 2008-09)

**J**  
 Jackson, Cornelius (1976-77, 1977-78)  
 Jackson, Ronald (1979-80, 1980-81)  
 Jenkins, Daron (1989-90, 1990-91)  
 Jett, Michael (1982-83, 1983-84, 1984-85, 1985-86)  
 Jett, Steve (1983-84, 1984-85)  
 Jiles, Eddie (1979-80, 1980-81)  
 Johnson, Bob Tom (1964-65, 1965-66)  
 Johnson, Greg (2002-03, 2003-04)  
 Johnson, Jasper (2002-03, 2003-04)  
 Johnson, Ron (1963-64, 1964-65)  
 Jones, Bobby (1969-70, 1970-71, 1971-72)  
 Jones, Jerome (1987-88, 1988-89, 1989-90)  
 Jones, Mike (1993-94, 1994-95, 1995-96, 1996-97)  
 Jones, Rickey (1988-89, 1990-91, 1991-92)  
 Jones, Sam Shelton (1992-93, 1993-94, 1994-95, 1995-96)  
 Jones, Vandarel (1997-98, 1998-99, 1999-00, 2000-01)  
 Jones, Vaughn (1951-52, 1952-53, 1953-54)  
 Jones, Wilbert (1974-75)  
 Jordan, Wilbert (1969-70, 1970-71, 1971-72)

**K**  
 Kea, Harold (1956-57, 1957-58, 1958-59)  
 Keeler, Michael (1985-85)  
 Keys, Randolph (1984-85, 1985-86, 1986-87, 1987-88)  
 Kidd, Ron (1965-66, 1966-67)

# All-Time Letterwinners

King, James (1974-75, 1975-76)  
Kinney, Bob (1955-56, 1956-57)  
Kochersperger, Gary (1964-65, 1965-66, 1966-67)

## L

Lacey, John (1989-90, 1990-91, 1992-93)  
Lackey, Greg (1978-79, 1979-80)  
Ladner, Berlin (1965-66, 1966-67, 1967-68)  
Ladner, Jay (1984-85, 1986-87, 1987-88)  
Ladner, Wendell (1967-68, 1968-69, 1969-70)  
Lahr, Al (1970-71, 1971-72, 1972-73)  
Laird, Jackie (1960-61, 1961-62, 1962-63, 1963-64)  
Lambert, Ben (2001-02)  
LaMonte, Kyle (2005-06)  
Lee, Wayne (1953-54, 1954-55)  
Lewis, Earl (1974-75, 1975-76)  
Lewis, Robert (1997-98, 1998-99)  
Lino, Gustavo (2008-09)  
Lockhardt, Jack (1966-67, 1967-68, 1968-69)  
Logan, Bill (1977-78, 1978-79)  
Lundberg, Bill (1959-60, 1960-61)

## M

Maher, Ed (1962-63)  
Malone, Ronnie (1973-74)  
Marsh, Deora (1980-81, 1981-82)  
Martin, Carey (1992-93)  
Masson, Glenn (1972-73, 1973-74, 1974-75)  
Mathis, Richard (1967-68, 1968-69)  
McCarty, Kelly (1994-95, 1995-96, 1996-97, 1997-98)  
McCauley, Rodney (2008-09)  
McClesky, Donnie (1974-75)  
McCormick, Al (1962-63)  
McDaniel, Robert (1983-84)  
McMillan, Dennis (1975-76, 1976-77)  
Mealor, Newton (1989-90, 1990-91, 1991-92, 1992-93)  
Meneses, Pete (2000-01, 2001-02)  
Migliazzo, John (1957-58, 1958-59, 1959-60)  
Miller, Bruce (1961-62, 1962-63, 1963-64, 1964-65)  
Mills, Clyde (1960-61)  
Milstead, Jimmy Joe (1955-56, 1956-57, 1957-58)  
Mims, Elvin (2000-01, 2001-02)  
Mitchell, Carl (1981-82, 1982-83)  
Mitchell, Shakiem (2004-05)  
Montgomery, Barry (1975-76, 1976-77, 1977-78)  
Montgomery, Dillet (1976-77)  
Morris, Maurice (1993-94, 1994-95)  
Morton, Jim (1967-68, 1968-69, 1969-70)  
Murphy, Harvey (1988-89)  
Murphy, Pat (1965-66, 1966-67)  
Myers, Herman (1992-93, 1993-94)  
Myles, Mario (1999-00, 2000-01, 2001-02, 2002-03)

## O

Odom, Rascal (1964-65)  
O'Keefe, John (1950-51, 1951-52, 1952-53, 1953-54)

## P

Palma, Kent (1970-71, 1971-72)  
Palmer, James (1972-73, 1973-74, 1974-75, 1975-76)  
Pattman, James, Jr. (2001-02, 2002-03)  
Payne, Charles (1963-64, 1964-65)  
Pepin, Bill (1958-59)  
Petro, Rex (1964-65, 1965-66)

Pettus, Randy (1986-87, 1987-88, 1988-89)  
Phillips, Pedro (1997-98)  
Pittman, Ronald (2003-04)  
Poole, Jack (1979-80)  
Pope, Eddie (1983-84)  
Powell, Ryan (2001-02)  
Prater, Greg (1973-74, 1974-75, 1975-76)  
Price, Casey (1971-72, 1972-73, 1973-74)  
Price, Marcus (1995-96)  
Prince, John (1974-75, 1975-76, 1976-77)  
Prince, Philip (1996-97)  
Pulliam, Wayne (1957-58, 1958-59, 1959-60)

## Q

Quinn, Tyler (2004-05, 2005-06)

## R

Rabin, Ronald (1953-54, 1954-55)  
Ragland, Ricky (1969-70, 1970-71)  
Reed, Neil (1998-99)  
Rembert, Ron (1989-90, 1990-91, 1991-92)  
Revon, Nick (1950-51, 1951-52, 1952-53, 1953-54)  
Revon, Ricky (1970-71)  
Reynolds, Henry "Hindu" (1949-50)  
Richards, Anthony (1995-96, 1996-97, 1997-98, 1998-99)  
Richardson, Brad (2000-01, 2001-02)  
Richardson, Sam (2003-04)  
Rigsby, Carey (2001-02)  
Roberts, Damien (1994-95, 1995-96)  
Robinson, A.G. (1955-56)  
Robinson, Willie (1978-79, 1979-80, 1980-81, 1981-82)

## S

Schapker, Ken (1975-76, 1976-77)  
Schwab, Mark (1998-99)  
Scott, George (1993-94, 1994-95, 1995-96, 1996-97)  
Sharp, Merv (1963-64, 1964-65)  
Siler, Kenny (1983-84, 1984-85, 1985-86, 1986-87)  
Simmons, Adam (1983-84, 1984-85)  
Simmons, Jim (1972-73)  
Simons, Jim (1971-72, 1972-73)  
Singleton, Jarekus (2003-04, 2004-05., 2005-06)  
Smith, Bill (1972-73, 1973-74)  
Smith, Brent (1956-57)  
Smith, Cory (2008-09)  
Smith, Damien (1993-94, 1994-95, 1995-96, 1996-97)  
Smith, Jimmy (1986-87, 1987-88, 1988-89)  
Smith, Kenny (1976-77, 1977-78, 1978-79)  
Sorenson, Roger (1951-52, 1952-53)  
Stacey, Doug (1962-63, 1963-64, 1964-65, 1965-66)  
Stapleton, Arthur (1997-98, 1998-99)  
Stephens, Andre (2006-07, 2007-08, 2008-09)  
Stewart, Rick (1964-65, 1965-66)  
Stiggers, Dante (2001-02, 2002-03, 2003-04, 2004-05)  
Stinchcomb, Donald (1977-78, 1978-79, 1979-80, 1980-81)  
Stone, Sai'Quon (2006-07, 2007-08)  
Strumillo, Carl (1974-75, 1975-76)  
Stubblefield, Marty (1982-83)  
Sullivan, Charles (1987-88, 1989-90)  
Sumblim, Tim (1970-71, 1971-72)  
Suttles, Ken (1982-83, 1983-84)

Swilley, Howard (1975-76, 1976-77, 1977-78)  
Swindle, Robert (1966-67, 1967-68, 1968-69)

## T

Thomas, Avery (1991-92, 1992-93, 1993-94, 1994-95)  
Thompson, Kilavorus (1998-99, 1999-00, 2000-01)  
Thornbury, Brice (1965-66, 1966-67, 1967-68)  
Thornbery, Danny (1971-72, 1972-73)  
Tullos, Wyatt (1949-50, 1950-51)  
Turner, Ford (1962-63, 1963-64)  
Tasza, Marc (1982-83, 1983-84)

## V

Visockis, Donatas (2005-06)  
Vitrano, John (1967-68, 1968-69, 1969-70)

## W


Wade, Bill (1954-55)  
Walker, Jim (1961-62, 1962-63, 1963-64)  
Wall, David (1999-00, 2000-01)  
Ward, Jim (1950-51)  
Watts, Mutt (1952-53, 1953-54, 1954-55)  
Weathers, Bob (1950-51, 1951-52, 1952-53, 1953-54)  
Weatherspoon, Clarence (1988-89, 1989-90, 1990-91, 1991-92)  
Welch, Jerry (1961-62)  
Whisby, Glenn (1991-92, 1992-93, 1993-94, 1994-95)  
White, John (1984-85, 1985-86, 1986-87, 1987-88)  
Wierson, Hank (2006-07, 2007-08, 2008-09)  
Williams, Fred (1991-92, 1992-93, 1993-94, 1994-95)  
Williams, James (1981-82, 1982-83, 1983-84, 1984-85)  
Winn, Kevin (1997-98, 1998-99)  
Wise, Jeremy (2006-07, 2007-08, 2008-09)  
Wollenben, Jim (1954-55)  
Wood, Morris (1976-77)  
Woollever, Royce (1972-73, 1973-74)

## Y

Yachinich, Tom (1969-70, 1970-71)  
Youngbloom, Ron (1956-57, 1957-58)

## Z

Zuffa, Maros (2006-07)





# All-Time Honors

## NAIB Little All-America

|         |                  |
|---------|------------------|
| 1949-50 | Tom Bishop (1st) |
| 1950-51 | Tom Bishop (1st) |

## Collier's NABC All-America

|         |                 |
|---------|-----------------|
| 1952-53 | Nick Revon (HM) |
|---------|-----------------|

## The Sporting News All-America

|         |                 |
|---------|-----------------|
| 1980-81 | Joe Dawson (HM) |
| 1981-82 | Joe Dawson (HM) |

## Helms Foundation All-America

|         |                  |
|---------|------------------|
| 1951-52 | Tom Bishop (1st) |
| 1952-53 | Tom Bishop (1st) |

## CoSida Academic All-America

|         |                  |
|---------|------------------|
| 1981-82 | Joe Dawson (3rd) |
| 1998-99 | Neil Reed        |

## Associated Press All-America

|         |                            |
|---------|----------------------------|
| 1976-77 | John Prince (HM)           |
| 1980-81 | Joe Dawson (HM)            |
| 1981-82 | Joe Dawson (HM)            |
| 1989-90 | Clarence Weatherspoon (HM) |
| 1990-91 | Clarence Weatherspoon (HM) |
| 1991-92 | Clarence Weatherspoon (HM) |

## Associated Press All-South Independent

|         |                    |
|---------|--------------------|
| 1976-77 | John Prince (1st)  |
| 1979-80 | Joe Dawson (2nd)   |
| 1980-81 | Joe Dawson (1st)   |
|         | Eddie Jiles (2nd)  |
| 1981-82 | Joe Dawson (1st)   |
|         | Curtis Green (2nd) |

## Gulf States Conference MVP

|         |            |
|---------|------------|
| 1951-52 | Tom Bishop |
|---------|------------|

## Metro Conference Coach Of The Year

|         |           |
|---------|-----------|
| 1985-86 | M.K. Turk |
|---------|-----------|

## Conference USA Coach Of The Year

|         |             |
|---------|-------------|
| 2000-01 | James Green |
|---------|-------------|

## Metro Conference Player Of The Year

|         |                       |
|---------|-----------------------|
| 1989-90 | Clarence Weatherspoon |
| 1990-91 | Clarence Weatherspoon |
| 1991-92 | Clarence Weatherspoon |

## Conference USA Newcomer Of The Year

|         |             |
|---------|-------------|
| 2006-07 | Jeremy Wise |
|---------|-------------|



*Kelly McCarty*

## Conference USA Freshman Of The Year

|         |                  |
|---------|------------------|
| 1995-96 | Anthony Richards |
| 2006-07 | Jeremy Wise      |

## Conference USA All-Freshman Team

|         |                  |
|---------|------------------|
| 1995-96 | Anthony Richards |
| 2005-06 | Courtney Beasley |
| 2006-07 | Sai'Quon Stone   |
| 2006-07 | Jeremy Wise      |
| 2007-08 | R.L. Horton      |

## All-Conference USA

|         |                      |
|---------|----------------------|
| 1995-96 | Damien Smith (2nd)   |
| 1997-98 | Kelly McCarty (2nd)  |
| 1997-98 | Jimmie Floyd (3rd)   |
| 1998-99 | Neil Reed (2nd)      |
| 1999-00 | David Wall (2nd)     |
| 2000-01 | Vandarel Jones (2nd) |
| 2000-01 | David Wall (3rd)     |
| 2001-02 | Elvin Mims (3rd)     |
| 2002-03 | Charles Gaines (3rd) |
| 2003-04 | Charles Gaines (2nd) |
| 2006-07 | Jeremy Wise (2nd)    |
| 2007-08 | Jeremy Wise (2nd)    |
| 2008-09 | Jeremy Wise (3rd)    |

## Conference USA Defensive Player Of The Year

|         |                |
|---------|----------------|
| 2000-01 | Vandarel Jones |
|---------|----------------|

## All-Metro Conference

|         |                    |
|---------|--------------------|
| 1982-83 | Curtis Green (2nd) |
| 1983-84 | Curtis Green (2nd) |

|         |                             |
|---------|-----------------------------|
| 1984-85 | James Williams (HM)         |
| 1985-86 | Kenny Siler (2nd)           |
| 1986-87 | Randolph Keys (2nd)         |
| 1987-88 | Derrek Hamilton (1st)       |
| 1987-88 | Randolph Keys (2nd)         |
| 1987-88 | Casey Fisher (2nd)          |
| 1988-89 | Darrin Chancellor (2nd)     |
| 1988-89 | Clarence Weatherspoon (2nd) |
| 1989-90 | Clarence Weatherspoon (1st) |
| 1989-90 | Darrin Chancellor (2nd)     |
| 1990-91 | Clarence Weatherspoon (1st) |
| 1990-91 | Darrin Chancellor (1st)     |
| 1991-92 | Clarence Weatherspoon (1st) |
| 1992-93 | Bernard Haslett (1st)       |
| 1992-93 | Glen Whisby (2nd)           |
| 1993-94 | Bernard Haslett (1st)       |
| 1993-94 | Glen Whisby (2nd)           |
| 1994-95 | Glen Whisby (2nd)           |
| 1994-95 | Damien Smith (2nd)          |

## Metro Freshman Of The Year

|         |                       |
|---------|-----------------------|
| 1988-89 | Clarence Weatherspoon |
|---------|-----------------------|

## All-Metro Conference Freshman Team

|         |                             |
|---------|-----------------------------|
| 1983-84 | Eddie Pope (1st)            |
| 1984-85 | Casey Fisher (1st)          |
| 1988-89 | Clarence Weatherspoon (1st) |
| 1990-91 | Bernard Haslett (1st)       |
| 1991-92 | Glen Whisby (1st)           |
| 1991-92 | Fred Williams (1st)         |
| 1994-95 | Kelly McCarty (1st)         |

## Metro Conference All-Tournament Team

|         |                       |
|---------|-----------------------|
| 1989-90 | Darrin Chancellor     |
| 1989-90 | Clarence Weatherspoon |
| 1991-92 | Clarence Weatherspoon |
| 1993-94 | Bernard Haslett       |
| 1994-95 | Herman Myers          |
| 1994-95 | Sam Jones             |
| 1994-95 | Damien Smith          |

## NIT Coach Of The Year

|         |           |
|---------|-----------|
| 1986-87 | M.K. Turk |
|---------|-----------|

## NIT Most Valuable Player

|         |               |
|---------|---------------|
| 1986-87 | Randolph Keys |
|---------|---------------|

## NIT All-Star Team

|         |               |
|---------|---------------|
| 1985-86 | Kenny Siler   |
| 1986-87 | Randolph Keys |

## NIT All-Tournament Team

|         |                 |
|---------|-----------------|
| 1986-87 | Randolph Keys   |
| 1986-87 | Derrek Hamilton |



# All-Time Results

## Reed Green



### 1945-46

Record: 0-1;  
Home: 1-0, Away: 0-0, Neutral: 0-0  
Coach Reed Green, Sixth year

| DATE    | OPPONENT       | SITE | W/L | SCORE |
|---------|----------------|------|-----|-------|
| Jan. 10 | Louisiana Tech | DSG  | L   | 24-36 |

GAMES PLAYED IN THE HATTIESBURG HIGH SCHOOL GYM

## J.D. Stonestreet



### 1946-47

Record: 7-5; Home: 4-4, Away: 3-1, Neutral: 0-0  
Coach J.D. Stonestreet, First year

| DATE    | OPPONENT                | SITE           | W/L | SCORE |
|---------|-------------------------|----------------|-----|-------|
| Jan. 17 | Loyola (N.O.)           | HHS            | L   | 42-58 |
| Jan. 22 | SE Louisiana            | HHS            | W   | 42-33 |
| Jan. 23 | at Mississippi College  | Clinton, Miss. | W   | 66-40 |
| Jan. 24 | at Sanders Independents | Jackson, Miss. | W   | 49-39 |
| Jan. 28 | at SE Louisiana         | Hammond, La.   | W   | 55-39 |
| Jan. 31 | Louisiana College       | HHS            | W   | 54-42 |
| Feb. 1  | Loyola (N.O.)           | HHS            | L   | 38-65 |
| Feb. 3  | University of Havana    | HHS            | L   | 55-62 |
| Feb. 5  | Spring Hill             | HHS            | W   | 69-56 |
| Feb. 17 | Mississippi College     | HHS            | W   | 64-62 |
| Feb. 18 | Louisiana Tech          | HHS            | L   | 47-77 |
| Feb. 26 | Spring Hill             | Mobile, Ala.   | L   | 51-60 |

### 1947-48

Record: 7-9; Home: 3-4, Away: 4-4, Neutral: 0-1  
Coach J.D. Stonestreet, Second year

| DATE    | OPPONENT                | SITE              | W/L | SCORE |
|---------|-------------------------|-------------------|-----|-------|
| Jan. 3  | vs. Tulane              | Jackson, Miss.    | L   | 54-68 |
| Jan. 8  | at Mississippi College  | Clinton, Miss.    | W   | 49-42 |
| Jan. 14 | Tyndall Field (Fla.)    | HHS               | W   | 44-40 |
| Jan. 15 | Loyola (N.O.)           | HHS               | L   | 40-41 |
| Jan. 17 | House of David (Exb.)   | HHS               | W   | 29-33 |
| Jan. 20 | House of David (Exb.)   | Lumberton, Miss.  | W   | 37-41 |
| Jan. 21 | Bogalusa Gaylords       | HHS               | L   | 50-52 |
| Jan. 23 | at Loyola (N.O.)        | New Orleans, La.  | L   | 42-46 |
| Jan. 24 | at Louisiana-Lafayette  | Lafayette, La.    | L   | 48-58 |
| Jan. 29 | SE Louisiana            | HHS               | W   | 62-42 |
| Feb. 4  | Spring Hill             | HHS               | L   | 45-65 |
| Feb. 5  | Keesler Field           | HHSL              | L   | 46-53 |
| Feb. 12 | at Pensacola NAS        | Pensacola, Fla.   | W   | 61-57 |
| Feb. 13 | at Tyndall Field (Fla.) | Panama City, Fla. | W   | 71-48 |
| Feb. 14 | at Keesler Field        | Biloxi, Miss.     | W   | 84-61 |
| Feb. 16 | Mississippi College     | HHS               | W   | 49-40 |
| Feb. 17 | at SE Louisiana         | Hammond, La.      | L   | 44-54 |
| Feb. 28 | at Spring Hill          | Mobile, Ala.      | L   | 59-66 |

## Jess Thompson



### One season:

#### 1948-49

#### Overall record:

6-10 (.375)

### 1948-49

Record: 6-10; Home: 3-4, Away: 4-5, Neutral: 0-1

Gulf States: 5-9 (8th)

Coach Jess Thompson, First year

| DATE    | OPPONENT               | SITE              | W/L | SCORE |
|---------|------------------------|-------------------|-----|-------|
| Jan. 6  | *Louisiana College     | HHS               | W   | 36-22 |
| Jan. 7  | vs. Pensacola NAS      | Pensacola, Fla.   | W   | 43-30 |
| Jan. 11 | *Spring Hill           | HHS               | L   | 33-49 |
| Jan. 17 | *Loyola (NO)           | HHS               | L   | 43-50 |
| Jan. 21 | *at Northwestern State | Natchitoches, La. | L   | 39-61 |
| Jan. 22 | *at Centenary          | Shreveport, La.   | L   | 33-59 |
| Jan. 27 | *SE Louisiana          | HHS               | W   | 47-45 |
| Jan. 28 | *Louisiana Tech        | HHS               | W   | 36-34 |
| Jan. 31 | *at Loyola (NO)        | New Orleans, La.  | L   | 34-35 |
| Feb. 1  | Pensacola NAS          | HHS               | L   | 27-40 |
| Feb. 5  | *Louisiana College     | Pineville, La.    | W   | 50-41 |
| Feb. 8  | *Centenary             | HHS               | W   | 53-49 |
| Feb. 17 | *at SE Louisiana       | Hammond, La.      | L   | 46-69 |
| Feb. 18 | *at Louisiana Tech     | Ruston, La.       | L   | 46-56 |
| Feb. 22 | *Northwestern State    | HHS               | L   | 34-58 |
| Feb. 23 | *at Spring Hill        | Mobile, Ala.      | L   | 58-75 |

\*Gulf States Conference game

GAMES PLAYED IN THE USM SPORTS ARENA  
(Capacity: 3,200)

## Lee Floyd



### 14 seasons:

#### 1949-54; 1962-71

#### Overall record:

246-148 (.624)

### 1949-50

Record: 19-7; Home: 9-4, Away: 9-3, Neutral: 1-0

Gulf States: 14-2 (First)

Coach Lee Floyd, First year

| DATE    | OPPONENT                | SITE              | W/L | SCORE    |
|---------|-------------------------|-------------------|-----|----------|
| Dec. 3  | Pensacola NAS           | HHS               | L   | 33-39    |
| Dec. 9  | *Louisiana College      | HHS               | W   | 56-48    |
| Dec. 10 | *at Spring Hill         | Mobile, Ala.      | W   | 60-59    |
| Dec. 13 | *Louisiana-Lafayette    | HHS               | L   | 42-49    |
| Dec. 14 | at Pensacola NAS        | Pensacola, Fla.   | W   | 56-48    |
| Jan. 7  | *SE Louisiana           | SA                | W   | 57-47    |
| Jan. 10 | *Spring Hill            | SA                | W   | 52-48    |
| Jan. 14 | *Centenary              | SA                | W   | 43-39    |
| Jan. 20 | *at SE Louisiana        | Hammond, La.      | L   | 43-78    |
| Jan. 21 | at Troy                 | Troy, Ala.        | W   | 66-51    |
| Jan. 21 | at Pensacola NAS        | Pensacola, Fla.   | W   | 59-39    |
| Jan. 26 | *Louisiana Tech         | SA                | W   | 59-51    |
| Feb. 4  | *NW Louisiana           | SA                | W   | 47-40    |
| Feb. 7  | *at Loyola (N.O.)       | New Orleans, La.  | W   | 55-46    |
| Feb. 8  | *at Louisiana-Lafayette | Lafayette, La.    | L   | 54-62 ot |
| Feb. 9  | *at Louisiana College   | Pineville, La.    | W   | 54-46    |
| Feb. 10 | *at Northwestern State  | Natchitoches, La. | W   | 57-54    |
| Feb. 11 | at Delta State          | Cleveland, Miss.  | W   | 52-47    |
| Feb. 14 | *Loyola (N.O.)          | SA                | W   | 47-41    |
| Feb. 16 | Delta State             | SA                | L   | 47-72    |
| Feb. 17 | *at Louisiana Tech      | Ruston, La.       | L   | 58-64 ot |
| Feb. 18 | *at Centenary           | Shreveport, La.   | W   | 60-57    |
| Feb. 20 | Troy                    | SA                | W   | 64-57    |
| Mar. 2  | vs. Delta State         | Jackson, Miss.    | W   | 50-39    |

#### NAIA DISTRICT 19 PLAYOFFS

|        |             |    |   |       |
|--------|-------------|----|---|-------|
| Mar. 6 | Spring Hill | SA | W | 56-44 |
| Mar. 7 | Delta State | SA | L | 50-55 |

\*Gulf States Conference game

### 1950-51

Record: 20-15; Home: 9-1, Away: 8-14, Neutral: 3-0

Gulf States: 9-6 (Fourth)

Coach Lee Floyd, Second year

| DATE    | OPPONENT             | SITE              | W/L | SCORE |
|---------|----------------------|-------------------|-----|-------|
| Dec. 4  | at Troy              | Troy, Ala.        | W   | 86-53 |
| Dec. 5  | at Alabama           | Tuscaloosa, Ala.  | L   | 57-63 |
| Dec. 9  | Troy                 | SA                | W   | 80-43 |
| Dec. 11 | *SE Louisiana        | SA                | W   | 77-57 |
| Dec. 18 | at North Texas State | Denton, Texas     | W   | 57-52 |
| Dec. 19 | at SMU               | Dallas, Texas     | L   | 60-73 |
| Dec. 20 | at Howard Payne      | Brownwood, Texas  | W   | 80-73 |
| Dec. 21 | at New Mexico State  | Las Cruces, N.M.  | L   | 58-64 |
| Dec. 22 | at Arizona           | Tucson, Ariz.     | L   | 56-90 |
| Dec. 23 | at New Mexico        | Albuquerque, N.M. | L   | 51-53 |
| Dec. 26 | at St. Michael's     | Santa Fe, N.M.    | W   | 55-49 |

#### SUN CARNIVAL

|         |                         |                    |   |          |
|---------|-------------------------|--------------------|---|----------|
| Dec. 28 | vs. Los Alamos          | El Paso, Texas     | W | 92-64    |
| Dec. 29 | at UTEP                 | El Paso, Texas     | W | 72-69    |
| Dec. 30 | vs. New Mexico State    | El Paso, Texas     | W | 54-47    |
| Jan. 10 | *at Spring Hill         | Mobile, Ala.       | L | 53-62    |
| Jan. 12 | *Louisiana College      | SA                 | W | 75-63    |
| Jan. 15 | *Spring Hill            | SA                 | W | 59-45    |
| Jan. 17 | at Chattanooga          | Chattanooga, Tenn. | W | 72-64    |
| Jan. 18 | at Morehead State       | Ashland, Ky.       | L | 56-62    |
| Jan. 20 | at Marshall             | Huntington, W.V.   | L | 63-76    |
| Jan. 25 | *Louisiana-Lafayette    | SA                 | L | 52-65    |
| Jan. 26 | *Louisiana Tech         | SA                 | W | 56-54    |
| Jan. 30 | *Centenary              | SA                 | W | 79-60    |
| Feb. 4  | *at Louisiana-Lafayette | Lafayette, La.     | L | 69-74    |
| Feb. 9  | *at Centenary           | Shreveport, La.    | L | 61-62 ot |
| Feb. 10 | *at Louisiana Tech      | Ruston, La.        | W | 55-53    |
| Feb. 12 | Delta State             | SA                 | W | 57-46    |
| Feb. 16 | *NW Louisiana           | HHS                | W | 83-75    |
| Feb. 20 | *Loyola (N.O.)          | SA                 | W | 70-62    |
| Feb. 24 | at Delta State          | Cleveland, Miss.   | L | 53-67    |
| Feb. 26 | *at Loyola (N.O.)       | New Orleans, La.   | W | 53-49    |
| Feb. 27 | *at SE Louisiana        | Hammond, La.       | L | 64-79    |
| Feb. 28 | *at Northwestern State  | Natchitoches, La.  | L | 73-80    |

#### NAIA DISTRICT 19 PLAYOFFS

|        |                 |                |   |       |
|--------|-----------------|----------------|---|-------|
| Mar. 5 | at Memphis      | Memphis, Tenn. | L | 65-78 |
| Mar. 6 | vs. Delta State | Memphis, Tenn. | W | 74-62 |

\*Gulf States Conference game

### 1951-52

Record: 29-8; Home: 15-3, Away: 12-4, Neutral: 2-1

Gulf States: 13-3 (First)

Coach Lee Floyd, Third year

| DATE    | OPPONENT                | SITE              | W/L | SCORE    |
|---------|-------------------------|-------------------|-----|----------|
| Nov. 30 | Troy State              | SA                | W   | 103-37   |
| Dec. 3  | Birmingham Southern     | SA                | W   | 82-65    |
| Dec. 6  | Culver-Stockton         | SA                | W   | 68-34    |
| Dec. 10 | Dayton                  | SA                | L   | 57-59    |
| Dec. 11 | Florida State           | SA                | W   | 84-43    |
| Dec. 14 | at Florida State        | Tallahassee, Fla. | W   | 78-70    |
| Dec. 15 | at Tampa                | Tampa, Fla.       | W   | 91-90 ot |
| Dec. 18 | *SE Louisiana           | SA                | W   | 67-65    |
| Jan. 1  | at Dayton               | Dayton, Ohio      | L   | 73-97    |
| Jan. 3  | at Georgetown (Ky.)     | Georgetown, Ky.   | W   | 91-63    |
| Jan. 7  | *Loyola (N.O.)          | SA                | L   | 51-52    |
| Jan. 12 | Memphis                 | SA                | L   | 57-72    |
| Jan. 16 | *at Spring Hill         | Mobile, Ala.      | W   | 57-55    |
| Jan. 17 | North Alabama           | SA                | W   | 76-51    |
| Jan. 19 | *at Louisiana College   | Pineville, La.    | W   | 80-61    |
| Jan. 21 | at Memphis              | Memphis, Tenn.    | L   | 57-79    |
| Jan. 22 | at Delta State          | Cleveland, Miss.  | W   | 56-55    |
| Jan. 26 | *at Centenary           | Shreveport, La.   | L   | 55-58    |
| Jan. 28 | Fort Jackson (Exb.)     | SA                | W   | 77-58    |
| Feb. 1  | *Northwestern State     | SA                | W   | 73-55    |
| Feb. 2  | *Louisiana-Lafayette    | SA                | W   | 71-70    |
| Feb. 3  | *Louisiana College      | SA                | W   | 63-35    |
| Feb. 7  | *at Louisiana Tech      | Ruston, La.       | W   | 84-68    |
| Feb. 8  | *at Northwestern State  | Natchitoches, La. | W   | 58-57    |
| Feb. 9  | *at Louisiana-Lafayette | Lafayette, La.    | W   | 79-66    |
| Feb. 11 | *Centenary              | SA                | W   | 77-49    |
| Feb. 12 | *at Loyola (N.O.)       | New Orleans, La.  | L   | 58-68    |
| Feb. 15 | *Louisiana Tech         | SA                | W   | 74-66    |
| Feb. 16 | Delta State             | SA                | W   | 57-55    |
| Feb. 19 | *at SE Louisiana        | Hammond, La.      | W   | 69-54    |
| Feb. 23 | *Spring Hill            | SA                | W   | 76-56    |

#### GULF STATES CONFERENCE TOURNAMENT

|         |                       |                   |   |       |
|---------|-----------------------|-------------------|---|-------|
| Feb. 27 | vs. Louisiana College | Natchitoches, La. | W | 92-53 |
| Feb. 28 | vs. Centenary         | Natchitoches, La. | W | 75-60 |

# All-Time Results

|                                     |                       |                   |   |       |
|-------------------------------------|-----------------------|-------------------|---|-------|
| Feb. 29                             | at Northwestern State | Natchitoches, La. | W | 77-74 |
| <b>NAIA DISTRICT 19 PLAYOFFS</b>    |                       |                   |   |       |
| Mar. 3                              | West Alabama          | SA                | W | 89-48 |
| Mar. 4                              | North Alabama         | SA                | W | 83-65 |
| <b>NAIA NATIONAL TOURNAMENT</b>     |                       |                   |   |       |
| Mar. 11                             | vs. New Mexico State  | Kansas City, Mo.  | L | 70-86 |
| <i>*Gulf States Conference game</i> |                       |                   |   |       |

## 1952-53

Record: 27-8; Home: 13-0, Away: 9-7, Neutral: 5-1  
Coach Lee Floyd, Fourth year

| DATE                             | OPPONENT               | SITE              | W/L | SCORE  |
|----------------------------------|------------------------|-------------------|-----|--------|
| Dec. 3                           | at SE Louisiana        | Hammond, La.      | W   | 89-85  |
| Dec. 4                           | at Louisiana-Lafayette | Lafayette, La.    | L   | 74-79  |
| Dec. 6                           | SW Missouri St.        | SA                | W   | 67-62  |
| Dec. 8                           | at Spring Hill         | Mobile, Ala.      | W   | 85-75  |
| Dec. 10                          | at Alabama             | Tuscaloosa, Ala.  | W   | 75-67  |
| Dec. 13                          | Valparaiso             | SA                | W   | 69-62  |
| Dec. 15                          | Western Michigan       | SA                | W   | 77-61  |
| Dec. 20                          | vs. North Texas State  | Laurel, Miss.     | W   | 66-55  |
| Dec. 22                          | UTEP                   | SA                | W   | 90-61  |
| Dec. 23                          | Central Missouri St.   | SA                | W   | 75-60  |
| Jan. 2                           | Louisiana-Monroe       | SA                | W   | 97-52  |
| Jan. 5                           | Keesler AFB            | SA                | W   | 91-57  |
| Jan. 7                           | SE Louisiana           | SA                | W   | 82-65  |
| Jan. 10                          | at Centenary           | Shreveport, La.   | W   | 62-54  |
| Jan. 16                          | at Louisiana Tech      | Ruston, La.       | L   | 61-70  |
| Jan. 17                          | at Northwestern State  | Natchitoches, La. | L   | 75-77  |
| Jan. 19                          | at Marshall            | Huntington, W.V.  | L   | 72-94  |
| Jan. 21                          | at Louisville          | Louisville, Ky.   | L   | 72-87  |
| Jan. 22                          | at Evansville          | Evansville, Ind.  | W   | 81-79  |
| Jan. 30                          | Louisiana Tech         | SA                | W   | 76-66  |
| Jan. 31                          | Louisiana-Lafayette    | SA                | W   | 80-55  |
| Feb. 3                           | Spring Hill            | SA                | W   | 75-59  |
| Feb. 5                           | vs. Memphis            | Jackson, Miss.    | W   | 81-73  |
| Feb. 11                          | at Louisiana-Monroe    | Monroe, La.       | W   | 88-43  |
| Feb. 12                          | at East Texas State    | Commerce, Texas   | L   | 67-70  |
| Feb. 13                          | at North Texas State   | Denton, Texas     | W   | 87-75  |
| Feb. 14                          | at North Texas State   | Denton, Texas     | L   | 62-77  |
| Feb. 17                          | Loyola (N.O.)          | SA                | W   | 77-76  |
| Feb. 20                          | Northwestern State     | SA                | W   | 55-50  |
| Feb. 24                          | at Loyola (N.O.)       | New Orleans, La.  | W   | 88-70  |
| <b>NAIA DISTRICT 19 PLAYOFFS</b> |                        |                   |     |        |
| Feb. 27                          | vs. Troy               | Cleveland, Miss.  | W   | 90-48  |
| Feb. 28                          | at Delta State         | Cleveland, Miss.  | W   | 59-35  |
| <b>NAIA NATIONAL TOURNAMENT</b>  |                        |                   |     |        |
| Mar. 9                           | vs. Wisconsin State    | Kansas City, Mo.  | W   | 106-72 |
| Mar. 11                          | vs. Loyola (Baltimore) | Kansas City, Mo.  | W   | 94-83  |
| Mar. 12                          | vs. Hamline            | Kansas City, Mo.  | L   | 92-102 |

## 1953-54

Record: 23-8; Home: 14-2, Away: 4-3, Neutral: 5-3  
Coach Lee Floyd, Fifth year

| DATE                                       | OPPONENT               | SITE             | W/L | SCORE  |
|--|------------------------|------------------|-----|--------|
| Nov. 27                                    | vs. Samford            | Laurel, Miss.    | W   | 100-58 |
| Nov. 28                                    | Belmont                | SA               | W   | 115-77 |
| Dec. 1                                     | at Louisiana-Lafayette | Lafayette, La.   | W   | 88-59  |
| Dec. 4                                     | Hamline                | SA               | W   | 77-68  |
| Dec. 5                                     | Hamline                | SA               | W   | 69-54  |
| Dec. 12                                    | SE Louisiana           | SA               | W   | 65-63  |
| Dec. 14                                    | Culver-Stockton        | SA               | W   | 93-40  |
| <b>NAIA CHRISTMAS TRI-STATE TOURNAMENT</b> |                        |                  |     |        |
| Dec. 17                                    | vs. Illinois Wesleyan  | Kansas City, Mo. | L   | 71-77  |
| Dec. 18                                    | vs. Finley College     | Kansas City, Mo. | W   | 97-79  |
| Dec. 19                                    | vs. Nebraska Wesleyan  | Kansas City, Mo. | W   | 85-53  |
| <b>SENIOR BOWL TOURNAMENT</b>              |                        |                  |     |        |
| Jan. 4                                     | vs. Stetson            | Mobile, Ala.     | W   | 86-84  |
| Jan. 5                                     | vs. North Texas State  | SA               | W   | 80-77  |
| Jan. 7                                     | North Texas State      | SA               | W   | 98-79  |
| Jan. 14                                    | at Spring Hill         | Mobile, Ala.     | W   | 80-69  |
| Jan. 16                                    | REA Travelers (Exb.)   | SA               | W   | 80-67  |
| Jan. 18                                    | Loyola (N.O.)          | SA               | W   | 96-86  |
| Jan. 19                                    | REA Travelers (Exb.)   | SA               | W   | 67-81  |
| Jan. 21                                    | East Texas State       | SA               | W   | 62-55  |
| Jan. 28                                    | vs. Memphis            | Jackson, Miss.   | L   | 73-86  |
| Jan. 29                                    | Louisiana Tech         | SA               | W   | 82-68  |
| Jan. 30                                    | Louisiana-Lafayette    | SA               | W   | 76-67  |
| Feb. 2                                     | at SE Louisiana        | Hammond, La.     | L   | 68-97  |
| Feb. 5                                     | Georgia State          | SA               | W   | 103-85 |
| Feb. 6                                     | Xavier (OH)            | SA               | L   | 65-76  |
| Feb. 9                                     | Centenary              | SA               | L   | 67-63  |
| Feb. 12                                    | at Louisiana Tech      | Ruston, La.      | W   | 79-73  |

|                                  |                       |                  |   |        |
|----------------------------------|-----------------------|------------------|---|--------|
| Feb. 13                          | at Centenary          | Shreveport, La.  | L | 60-66  |
| Feb. 15                          | at North Texas State  | Denton, Texas    | L | 60-83  |
| Feb. 19                          | at Loyola (N.O.)      | New Orleans, La. | L | 76-78  |
| Feb. 23                          | Spring Hill           | SA               | W | 66-54  |
| <b>NAIA DISTRICT 19 PLAYOFFS</b> |                       |                  |   |        |
| Mar. 1                           | Mississippi College   | SA               | W | 72-58  |
| Mar. 2                           | Troy State            | SA               | W | 70-61  |
| <b>NAIA NATIONAL TOURNAMENT</b>  |                       |                  |   |        |
| Mar. 9                           | vs. Gustavus Adolphus | Kansas City, Mo. | L | 64-104 |

## Chuck Finley



Three seasons:  
1954-57  
Overall record:  
39-42 (.481)

## 1954-55

Record: 11-17; Home: 10-3, Away: 1-10, Neutral: 0-4

Coach Charles (Chuck) Finley, First year

| DATE                            | OPPONENT                  | SITE                | W/L | SCORE |
|---------------------------------|---------------------------|---------------------|-----|-------|
| Dec. 2                          | at East Tennessee State   | Johnson City, Tenn. | L   | 55-75 |
| Dec. 4                          | at Xavier (Ohio)          | Cincinnati, Ohio    | L   | 50-83 |
| Dec. 8                          | at Southwest Missouri St. | Springfield, Mo.    | L   | 68-96 |
| Dec. 11                         | East Texas State          | SA                  | L   | 50-60 |
| Dec. 17                         | St. Mary's (Calif.)       | SA                  | W   | 64-58 |
| Dec. 18                         | Southeast Missouri St.    | SA                  | W   | 67-56 |
| <b>WICHITA TOURNAMENT</b>       |                           |                     |     |       |
| Dec. 29                         | vs. Colorado State        | Wichita, Kan.       | L   | 50-66 |
| Dec. 30                         | vs. Arizona               | Wichita, Kan.       | L   | 72-79 |
| <b>SENIOR BOWL TOURNAMENT</b>   |                           |                     |     |       |
| Jan. 5                          | vs. Arkansas Tech         | Mobile, Ala.        | L   | 69-81 |
| Jan. 6                          | at Spring Hill            | Mobile, Ala.        | L   | 59-78 |
| Jan. 10                         | Loyola (NO)               | SA                  | L   | 50-60 |
| Jan. 11                         | Centenary                 | SA                  | W   | 67-65 |
| Jan. 18                         | at Loyola (NO)            | New Orleans, La.    | L   | 58-76 |
| Jan. 20                         | Georgetown                | SA                  | W   | 69-65 |
| Jan. 21                         | at Austin College         | Sherman, Texas      | L   | 88-90 |
| Jan. 22                         | at East Texas State       | Commerce, Texas     | L   | 56-79 |
| Jan. 24                         | at North Texas State      | Denton, Texas       | W   | 73-72 |
| Jan. 29                         | Louisiana Tech            | SA                  | W   | 82-72 |
| Feb. 1                          | Spring Hill               | SA                  | L   | 57-69 |
| Feb. 11                         | Chattanooga               | SA                  | W   | 87-43 |
| Feb. 12                         | at Louisiana Tech         | Ruston, La.         | L   | 64-77 |
| Feb. 17                         | Mississippi College       | SA                  | W   | 71-67 |
| Feb. 18                         | Austin College            | SA                  | W   | 68-60 |
| Feb. 21                         | at Centenary              | Shreveport, La.     | L   | 49-68 |
| Feb. 24                         | at Spring Hill            | Mobile, Ala.        | L   | 71-90 |
| <b>NAIA DISTRICT TOURNAMENT</b> |                           |                     |     |       |
| Mar. 1                          | Delta State               | SA                  | W   | 71-65 |
| Mar. 2                          | Birmingham Southern       | SA                  | W   | 72-47 |
| <b>NAIA NATIONAL TOURNAMENT</b> |                           |                     |     |       |
| Mar. 7                          | vs. Steubenville          | Kansas City, Mo.    | L   | 62-79 |

## 1955-56

Record: 16-12; Home: 10-2, Away: 3-9, Neutral: 3-1  
Coach Charles (Chuck) Finley, Second year  
Assistant/Freshman Coach: Bobby Weathers

| DATE                    | OPPONENT                  | SITE                | W/L | SCORE    |
|-------------------------|---------------------------|---------------------|-----|----------|
| Dec. 5                  | West Texas State          | SA                  | W   | 61-58    |
| Dec. 8                  | Samford                   | SA                  | W   | 83-62    |
| Dec. 10                 | Miami (Fla.)              | SA                  | W   | 63-61    |
| Dec. 14                 | at SE Missouri State      | Cape Girardeau, Mo. | L   | 60-70    |
| Dec. 15                 | at Memphis                | Memphis, Tenn.      | L   | 76-112   |
| Dec. 17                 | at Arkansas State         | Jonesboro, Ark.     | L   | 74-88    |
| Dec. 21                 | SE Louisiana              | SA                  | W   | 80-65    |
| Dec. 26                 | vs. Washington State      | Gulfpport, Miss.    | W   | 60-56    |
| <b>HOLIDAY FESTIVAL</b> |                           |                     |     |          |
| Dec. 28                 | vs. SE Louisiana          | Jackson, Miss.      | L   | 70-101   |
| Dec. 29                 | vs. Bethel College        | Jackson, Miss.      | W   | 98-76    |
| Jan. 4                  | Loyola (NO)               | SA                  | L   | 55-60 at |
| Jan. 9                  | North Texas State         | SA                  | W   | 70-54    |
| Jan. 11                 | at Southeastern Louisiana | Hammond, La.        | L   | 52-73    |
| Jan. 18                 | Spring Hill               | SA                  | W   | 72-58    |
| Jan. 21                 | at Loyola (NO)            | New Orleans, La.    | L   | 45-50    |
| Jan. 23                 | East Tennessee State      | SA                  | W   | 66-54    |

|                                  |                        |                  |   |       |
|----------------------------------|------------------------|------------------|---|-------|
| Jan. 28                          | Louisiana Tech         | SA               | W | 72-53 |
| Jan. 30                          | at Centenary           | Shreveport, La.  | L | 57-70 |
| Jan. 31                          | at North Texas State   | Denton, Texas    | L | 62-70 |
| Feb. 1                           | at Louisiana Tech      | Ruston, La.      | W | 62-51 |
| Feb. 4                           | Centenary              | SA               | L | 58-68 |
| Feb. 8                           | Delta State            | SA               | W | 66-51 |
| Feb. 11                          | Arkansas State         | SA               | W | 71-65 |
| Feb. 16                          | at Mississippi College | Clinton, Miss.   | W | 69-65 |
| Feb. 18                          | at Delta State         | Cleveland, Miss. | L | 58-81 |
| Feb. 22                          | at Spring Hill         | Mobile, Ala.     | W | 62-59 |
| <b>NAIA DISTRICT 19 PLAYOFFS</b> |                        |                  |   |       |
| Mar. 2                           | vs. Troy               | Cleveland, Miss. | W | 49-44 |
| Mar. 3                           | at Delta State         | Cleveland, Miss. | L | 52-69 |

## 1956-57

Record: 12-13; Home: 7-1, Away: 4-8, Neutral: 1-4  
Coach Charles (Chuck) Finley, Third year  
Assistant/Freshman: Bobby Weathers

| DATE                      | OPPONENT                  | SITE                 | W/L | SCORE  |
|---------------------------|---------------------------|----------------------|-----|--------|
| Dec. 1                    | at Oklahoma City          | Oklahoma City, Okla. | L   | 47-83  |
| Dec. 3                    | at Tulsa                  | Tulsa, Okla.         | W   | 73-66  |
| Dec. 10                   | Memphis                   | SA                   | L   | 70-71  |
| Dec. 12                   | Texas A&M                 | SA                   | W   | 75-63  |
| <b>BIRMINGHAM CLASSIC</b> |                           |                      |     |        |
| Dec. 14                   | vs. West Virginia         | Birmingham, Ala.     | L   | 69-105 |
| Dec. 15                   | vs. Alabama               | Birmingham, Ala.     | L   | 63-81  |
| <b>SUNSHINE CLASSIC</b>   |                           |                      |     |        |
| Dec. 27                   | vs. Southwest Oklahoma    | Portalis, N.M.       | L   | 72-80  |
| Dec. 28                   | vs. Fort Hays State       | Portalis, N.M.       | L   | 67-80  |
| Dec. 29                   | vs. Peru State            | Portalis, N.M.       | W   | 78-32  |
| Jan. 2                    | at Southeastern Louisiana | Hammond, La.         | L   | 54-72  |
| Jan. 5                    | Arkansas State            | SA                   | W   | 73-59  |
| Jan. 7                    | at Centenary              | Shreveport, La.      | L   | 79-83  |
| Jan. 8                    | at Louisiana Tech         | Ruston, La.          | L   | 51-65  |
| Jan. 12                   | Southeastern Louisiana    | SA                   | W   | 72-60  |
| Jan. 16                   | at Spring Hill            | Mobile, Ala.         | W   | 85-75  |
| Jan. 19                   | at Loyola (NO)            | New Orleans, La.     | L   | 63-69  |
| Jan. 31                   | Louisiana Tech            | SA                   | W   | 48-47  |
| Feb. 2                    | Centenary                 | SA                   | W   | 86-58  |
| Feb. 9                    | at Arkansas State         | Jonesboro, Ark.      | L   | 54-55  |
| Feb. 11                   | at Christian Brothers     | Memphis, Tenn.       | W   | 75-60  |
| Feb. 13                   | at Mississippi College    | Clinton, Miss.       | W   | 90-71  |
| Feb. 16                   | at Miami (Fla.)           | Miami, Fla.          | L   | 78-85  |
| Feb. 18                   | at Florida State          | Tallahassee, Fla.    | L   | 72-81  |
| Feb. 21                   | Spring Hill               | SA                   | W   | 92-62  |
| Feb. 28                   | Loyola (NO)               | SA                   | W   | 79-52  |

## Fred Lewis



Five seasons:

1957-62

Overall record:

89-38 (.701)

## 1957-58

Record: 18-7; Home: 11-1, Away: 5-5, Neutral: 2-1  
Coach: Fred Lewis, First year  
Captain: Robert Boothe

| DATE                          | OPPONENT                  | SITE              | W/L | SCORE    |
|-------------------------------|---------------------------|-------------------|-----|----------|
| Dec. 2                        | McNeese State             | SA                | W   | 64-49    |
| Dec. 9                        | Louisiana-Monroe          | SA                | W   | 63-56    |
| Dec. 14                       | at McNeese State          | Lake Charles, La. | L   | 36-55    |
| Dec. 16                       | Southeastern Louisiana    | SA                | W   | 68-63    |
| Dec. 21                       | Northwestern State        | SA                | L   | 60-84    |
| <b>LOUISIANA INVITATIONAL</b> |                           |                   |     |          |
| Dec. 26                       | vs. Tennessee Tech        | Shreveport, La.   | W   | 65-48    |
| Dec. 27                       | vs. Louisiana Tech        | Shreveport, La.   | L   | 60-68    |
| Dec. 28                       | vs. Louisiana-Monroe      | Shreveport, La.   | W   | 76-60    |
| Jan. 4                        | at Louisiana Tech         | Ruston, La.       | W   | 68-59    |
| Jan. 7                        | at Southeastern Louisiana | Hammond, La.      | W   | 67-66 at |
| Jan. 9                        | at Delta State            | Cleveland, Ms.    | W   | 53-50    |
| Jan. 10                       | at Northwestern College   | Memphis, Tenn.    | L   | 69-72    |
| Jan. 11                       | at Arkansas State         | Jonesboro, Ark.   | L   | 46-50    |
| Jan. 16                       | Spring Hill               | SA                | W   | 73-62    |
| Jan. 17                       | at Loyola (NO)            | New Orleans, La.  | L   | 63-67    |
| Jan. 25                       | Christian Brothers        | SA                | W   | 58-49    |
| Jan. 31                       | Loyola (NO)               | SA                | W   | 70-58    |
| Feb. 1                        | Louisiana Tech.           | SA                | W   | 51-50    |

# All-Time Results

|         |                       |                   |   |       |
|---------|-----------------------|-------------------|---|-------|
| Feb. 4  | at Centenary          | Shreveport, La.   | W | 54-49 |
| Feb. 5  | at Northwestern State | Natchitoches, La. | L | 42-47 |
| Feb. 7  | Delta State           | SA                | W | 45-41 |
| Feb. 10 | Southwestern College  | SA                | W | 82-59 |
| Feb. 15 | Arkansas State        | SA                | W | 77-45 |
| Feb. 20 | at Spring Hill        | Mobile, Ala.      | W | 72-65 |
| Feb. 22 | Centenary             | SA                | W | 81-63 |

## 1958-59

*Record: 12-13; Home: 9-1, Away: 2-11, Neutral: 1-1*  
*Coach Fred Lewis, Second year*

*Assistants: Bobby Weathers & Harold Edgar*  
*Captains: Ken Fortenberry & Ron Youngblom*

| DATE    | OPPONENT                  | SITE                | W/L | SCORE |
|---------|---------------------------|---------------------|-----|-------|
| Dec. 2  | Troy                      | SA                  | W   | 73-51 |
| Dec. 6  | Southeastern Louisiana    | SA                  | W   | 82-70 |
| Dec. 8  | at Western Kentucky       | Bowling Green, Ky.  | L   | 56-80 |
| Dec. 10 | at Kentucky Wesleyan      | Owensboro, Ky.      | L   | 86-87 |
| Dec. 11 | at Middle Tennessee State | Murfreesboro, Tenn. | L   | 64-68 |
| Dec. 13 | at Tennessee Tech         | Cookeville, Tenn.   | L   | 72-91 |
| Dec. 16 | Southeast Missouri State  | SA                  | W   | 65-60 |
| Dec. 19 | University of Toronto     | SA                  | W   | 79-33 |

## WATAUGA INVITATIONAL

|         |                             |                     |   |       |
|---------|-----------------------------|---------------------|---|-------|
| Dec. 29 | vs. Furman                  | Johnson City, Tenn. | L | 75-83 |
| Dec. 30 | at East Tennessee State     | Johnson City, Tenn. | L | 69-83 |
| Jan. 3  | vs. Missouri Valley College | Magee, Miss.        | W | 87-66 |
| Jan. 6  | at Florida State            | Tallahassee, Fla.   | L | 62-65 |
| Jan. 8  | at Stetson                  | DeLand, Fla.        | W | 58-56 |
| Jan. 9  | at Florida Southern         | Lakeland, Fla.      | L | 54-59 |
| Jan. 10 | at Tampa                    | Tampa, Fla.         | W | 86-79 |
| Jan. 15 | Spring Hill                 | SA                  | W | 75-70 |
| Jan. 22 | Centenary                   | SA                  | W | 81-69 |
| Jan. 26 | Middle Tennessee State      | SA                  | W | 80-66 |
| Feb. 1  | Louisiana Tech              | SA                  | W | 72-54 |
| Feb. 7  | at Southeastern Louisiana   | Hammond, La.        | L | 61-82 |
| Feb. 12 | Kentucky Wesleyan           | SA                  | L | 57-64 |
| Feb. 19 | at Spring Hill              | Mobile, Ala.        | L | 46-51 |
| Feb. 21 | East Texas Baptist          | SA                  | W | 79-62 |
| Feb. 25 | at Louisiana Tech           | Ruston, La.         | L | 61-64 |
| Feb. 26 | at Centenary                | Shreveport, La.     | L | 71-80 |

## 1959-60

*Record: 23-2; Home: 12-0, Away: 8-2, Neutral: 3-0*  
*Coach Fred Lewis, Third year*

*Assistant: Dr. Arthur DeRosier, Jr.*  
*Captain: John Migliazzo*

| DATE    | OPPONENT                  | SITE             | W/L | SCORE |
|---------|---------------------------|------------------|-----|-------|
| Dec. 1  | at Alabama                | Tuscaloosa, Ala. | L   | 72-82 |
| Dec. 4  | Stetson                   | SA               | W   | 86-59 |
| Dec. 7  | East Tennessee State      | SA               | W   | 89-73 |
| Dec. 10 | Louisiana-Monroe          | SA               | W   | 97-69 |
| Dec. 14 | at Southeastern Louisiana | Hammond, La.     | W   | 75-62 |
| Dec. 17 | Lamar                     | SA               | W   | 76-68 |
| Dec. 19 | vs. Central Iowa          | Magee, Miss.     | W   | 84-61 |

## HOLIDAY TOURNAMENT

|         |                        |                 |   |          |
|---------|------------------------|-----------------|---|----------|
| Dec. 28 | vs. North Texas State  | Lafayette, La.  | W | 89-83 ot |
| Dec. 29 | at Louisiana-Lafayette | Lafayette, La.  | W | 93-80    |
| Jan. 2  | at Louisiana-Lafayette | Lafayette, La.  | L | 78-85    |
| Jan. 4  | at Lamar               | Beaumont, Texas | W | 81-75    |
| Jan. 9  | Florida State          | SA              | W | 87-78    |
| Jan. 14 | Spring Hill            | SA              | W | 63-49    |
| Jan. 16 | at Centenary           | Shreveport, La. | W | 69-63    |
| Jan. 18 | at Louisiana Tech      | Ruston, La.     | W | 74-70 ot |
| Jan. 23 | Southeastern Louisiana | SA              | W | 83-63    |
| Feb. 1  | Louisiana Tech         | SA              | W | 79-67    |
| Feb. 3  | Florida Southern       | SA              | W | 96-62    |
| Feb. 6  | vs. Delta State        | Jackson, Miss.  | W | 99-66    |
| Feb. 8  | at Louisiana-Monroe    | Monroe, La.     | W | 87-79    |
| Feb. 11 | at Spring Hill         | Mobile, Ala.    | W | 59-32    |
| Feb. 15 | Centenary              | SA              | W | 88-73    |
| Feb. 18 | Tampa                  | SA              | W | 98-73    |
| Feb. 22 | Southwestern Louisiana | SA              | W | 93-72    |
| Feb. 27 | at Washington U.(Mo.)  | St. Louis, Mo.  | W | 95-81    |

## 1960-61

*Record: 23-3; Home: 11-1, Away: 9-2, Neutral: 3-0*  
*Coach Fred Lewis, Fourth year*

*Assistant: Morris Osburn*  
*Captains: Donald Clinton, Alex Delia & Clyde Mills*

| DATE   | OPPONENT    | SITE | W/L | SCORE |
|--------|-------------|------|-----|-------|
| Dec. 1 | Spring Hill | SA   | W   | 74-67 |

|         |                        |                  |   |          |
|---------|------------------------|------------------|---|----------|
| Dec. 5  | at Alabama             | Tuscaloosa, Ala. | W | 71-64    |
| Dec. 8  | Nicholls State         | SA               | W | 100-73   |
| Dec. 12 | at Louisiana Tech      | Ruston, La.      | W | 70-58    |
| Dec. 13 | vs. Northwestern State | Ruston, La.      | W | 66-61 ot |
| Dec. 15 | West Texas State       | SA               | W | 90-60    |
| Dec. 20 | Central Iowa           | SA               | W | 81-58    |

## HOLIDAY TOURNAMENT

|         |                          |                     |   |          |
|---------|--------------------------|---------------------|---|----------|
| Dec. 29 | vs. North Texas State    | Laurel, Miss.       | W | 94-69    |
| Dec. 30 | vs. East Tennessee State | Laurel, Miss.       | W | 77-76    |
| Jan. 2  | at Fairleigh Dickinson   | E. Rutherford, N.J. | W | 89-82    |
| Jan. 4  | at St. Peter's           | Jersey City, N.J.   | W | 81-74    |
| Jan. 7  | at Memphis               | Memphis, Tenn.      | L | 55-72    |
| Jan. 19 | at Georgia Southern      | Statesboro, Ga.     | W | 74-69    |
| Jan. 21 | at Mercer                | Macon, Ga.          | W | 61-47    |
| Jan. 28 | Mercer                   | SA                  | W | 96-55    |
| Jan. 30 | Louisiana Tech           | SA                  | W | 50-48    |
| Feb. 4  | at Jacksonville          | Jacksonville, Fla.  | W | 72-62    |
| Feb. 6  | at Florida Southern      | Lakeland, Fla.      | W | 74-62 ot |
| Feb. 8  | at Spring Hill           | Mobile, Ala.        | W | 87-54    |
| Feb. 11 | Christian Brothers       | SA                  | W | 83-67    |
| Feb. 16 | Centenary                | SA                  | L | 71-73 ot |
| Feb. 18 | Northwestern State       | SA                  | W | 68-54    |
| Feb. 21 | Georgia Southern         | SA                  | W | 70-50    |
| Feb. 23 | Delta State              | SA                  | W | 74-56    |
| Feb. 27 | at Centenary             | Shreveport, La.     | L | 63-67    |
| Mar. 3  | Belmont Abbey            | SA                  | W | 56-54    |

## 1961-62

*Record: 13-13; Home: 9-1, Away: 2-11, Neutral: 2-1*  
*Coach Fred Lewis, Fifth year*

*Assistant: Morris Osburn*  
*Captain: Roy Danforth*

| DATE    | OPPONENT             | SITE         | W/L | SCORE |
|---------|----------------------|--------------|-----|-------|
| Dec. 2  | at Murray State      | Murray, Ky.  | L   | 55-77 |
| Dec. 6  | Florida Southern     | SA           | W   | 89-65 |
| Dec. 9  | Oglethorpe           | SA           | W   | 49-45 |
| Dec. 16 | vs. Georgia Southern | Magee, Miss. | W   | 85-78 |
| Dec. 18 | Eastern New Mexico   | SA           | W   | 91-75 |
| Dec. 19 | Illinois Wesleyan    | SA           | L   | 70-73 |

## GULF SOUTH CLASSIC

|         |                         |                     |   |          |
|---------|-------------------------|---------------------|---|----------|
| Dec. 27 | vs. Louisiana Tech      | Shreveport, La.     | W | 81-72    |
| Dec. 28 | at Centenary            | Shreveport, La.     | L | 66-73    |
| Dec. 29 | vs. Hamline             | Shreveport, La.     | L | 64-85    |
| Jan. 2  | at Tennessee Tech       | Cookeville, Tenn.   | L | 68-86    |
| Jan. 3  | at East Tennessee State | Johnson City, Tenn. | L | 58-73    |
| Jan. 12 | at Oglethorpe           | Atlanta, Ga.        | L | 60-73    |
| Jan. 13 | at Georgia Southern     | Statesboro, Ga.     | L | 85-86    |
| Jan. 15 | at The Citadel          | Charleston, S.C.    | L | 67-79    |
| Jan. 19 | Louisiana-Lafayette     | SA                  | W | 97-78    |
| Jan. 26 | at Spring Hill          | Mobile, Ala.        | W | 83-78    |
| Jan. 29 | Louisiana Tech          | SA                  | W | 84-77    |
| Feb. 1  | Jacksonville            | SA                  | W | 92-77    |
| Feb. 6  | at Louisiana Tech       | Ruston, La.         | L | 57-70    |
| Feb. 7  | at Centenary            | Shreveport, La.     | L | 79-97    |
| Feb. 10 | Tampa                   | SA                  | W | 107-77   |
| Feb. 13 | at Louisiana-Lafayette  | Lafayette, La.      | L | 73-83    |
| Feb. 20 | Spring Hill             | SA                  | W | 103-76   |
| Feb. 24 | at Christian Brothers   | Memphis, Tenn.      | W | 79-76 ot |
| Feb. 26 | at Delta State          | Cleveland, Miss.    | L | 78-90    |
| Mar. 1  | Centenary               | SA                  | W | 97-75    |

## Lee Floyd



**14 seasons:**  
**1949-54; 1962-71**  
**Overall record:**  
**246-148 (.624)**

## 1962-63

*Record: 12-14; Home: 7-5, Away: 4-6, Neutral: 1-3*  
*Coach Lee Floyd, 6th year*

*Assistant: Roy Danforth*  
*Captain: Ron Dodson*

| DATE   | OPPONENT               | SITE             | W/L | SCORE |
|--------|------------------------|------------------|-----|-------|
| Dec. 1 | Lamar                  | SA               | L   | 77-94 |
| Dec. 3 | McNeese State          | SA               | L   | 59-60 |
| Dec. 5 | Southeastern Louisiana | SA               | W   | 82-63 |
| Dec. 8 | at Alabama             | Tuscaloosa, Ala. | L   | 52-71 |

|         |                           |                        |   |       |
|---------|---------------------------|------------------------|---|-------|
| Dec. 11 | at Texas A&M              | College Station, Texas | L | 61-87 |
| Dec. 15 | at Louisiana-Lafayette    | Lafayette, La.         | W | 70-65 |
| Dec. 18 | at Southeastern Louisiana | Hammond, La.           | W | 61-55 |

## GULF SOUTH CLASSIC

|         |                        |                   |   |        |
|---------|------------------------|-------------------|---|--------|
| Dec. 27 | vs. Northwestern State | Shreveport, La.   | W | 85-71  |
| Dec. 28 | vs. Eastern Kentucky   | Shreveport, La.   | L | 68-75  |
| Dec. 29 | vs. Louisiana Tech     | Shreveport, La.   | L | 77-83  |
| Jan. 8  | Northwestern State     | SA                | L | 66-88  |
| Jan. 12 | Memphis                | SA                | L | 69-82  |
| Jan. 14 | at Tampa               | Tampa, Fla.       | L | 74-96  |
| Jan. 16 | at Spring Hill         | Mobile, Ala.      | L | 99-106 |
| Jan. 26 | Louisiana-Lafayette    | SA                | W | 47-33  |
| Jan. 28 | vs. Mississippi State  | Jackson, Miss.    | L | 52-62  |
| Jan. 30 | Centenary              | SA                | L | 62-95  |
| Feb. 1  | Delta State            | SA                | W | 64-52  |
| Feb. 4  | at Louisiana Tech      | Ruston, La.       | W | 65-63  |
| Feb. 5  | at Northwestern State  | Natchitoches, La. | L | 86-87  |
| Feb. 11 | Louisiana Tech         | SA                | W | 96-90  |
| Feb. 13 | Spring Hill            | SA                | W | 73-69  |
| Feb. 16 | Christian Brothers     | SA                | W | 83-50  |
| Feb. 21 | at Delta State         | Cleveland, Miss.  | L | 82-101 |
| Feb. 23 | at Centenary           | Shreveport, La.   | W | 71-69  |
| Mar. 1  | Belmont Abbey          | SA                | W | 80-77  |

## 1963-64

*Record: 16-8; Home: 11-0, Away: 3-8, Neutral: 2-0*  
*Coach Lee Floyd, 7th year*

*Assistant: Al Green*

| DATE    | OPPONENT                  | SITE              | W/L | SCORE    |
|---------|---------------------------|-------------------|-----|----------|
| Dec. 5  | at Loyola (NO)            | New Orleans, La.  | L   | 69-72    |
| Dec. 11 | Southeastern Louisiana    | SA                | W   | 73-65    |
| Dec. 14 | at Auburn                 | Auburn, Ala.      | L   | 74-80    |
| Dec. 16 | vs. Mississippi State     | Jackson, Miss.    | W   | 65-60    |
| Dec. 17 | St. Bernard               | SA                | W   | 74-70    |
| Dec. 21 | at Alabama                | Tuscaloosa, Ala.  | L   | 74-80    |
| Jan. 7  | Spring Hill               | SA                | W   | 88-82    |
| Jan. 9  | vs. Delta State           | Jackson, Miss.    | W   | 85-79 ot |
| Jan. 11 | at Memphis                | Memphis, Tenn.    | L   | 55-80    |
| Jan. 14 | Mississippi College       | SA                | W   | 99-76    |
| Jan. 16 | at Spring Hill            | Mobile, Ala.      | W   | 74-71    |
| Jan. 18 | at Lamar                  | Beaumont, Texas   | L   | 86-92    |
| Jan. 24 | Louisiana-Lafayette       | SA                | W   | 85-59    |
| Jan. 25 | at Southeastern Louisiana | Hammond, La.      | W   | 83-70    |
| Jan. 31 | Louisiana Tech            | SA                | W   | 95-82    |
| Feb. 1  | Tampa                     | SA                | W   | 114-82   |
| Feb. 5  | at Northwestern State     | Natchitoches, La. | W   | 92-91    |
| Feb. 7  | at Louisiana Tech         | Ruston, La.       | L   | 90-94    |
| Feb. 8  | at Louisiana-Lafayette    | Lafayette, La.    | L   | 67-71 ot |
| Feb. 14 | Centenary                 | SA                | W   | 82-78    |
| Feb. 18 | Northwestern Louisiana    | SA                | W   | 112-78   |
| Feb. 22 | Georgia Southern          | SA                | W   | 88-78    |
| Feb. 24 | Christian Brothers        | SA                | W   | 99-91    |
| Feb. 29 | at Centenary              | Shreveport, La.   | L   | 91-104   |

## 1964-65

*Record: 15-11; Home: 6-4, Away: 7-7, Neutral: 2-0*  
*Coach Lee Floyd, 9th year*

*Assistant: Eugene "Jeep" Clark*

*Captains: Charlie Payne & Bruce Miller*

| DATE    | OPPONENT                | SITE             | W/L | SCORE  |
|---------|-------------------------|------------------|-----|--------|
| Dec. 1  | Lamar                   | SA               | L   | 85-91  |
| Dec. 3  | Texas A&M               | SA               | L   | 70-83  |
| Dec. 5  | at Alabama              | Tuscaloosa, Ala. | L   | 73-102 |
| Dec. 12 | at Spring Hill          | Mobile, Ala.     | W   | 78-68  |
| Dec. 14 | Jacksonville (Ala.) St. | SA               | W   | 88-68  |
| Dec. 21 | Southeastern Louisiana  | SA               | W   | 88-87  |

## MAGNOLIA INVITATIONAL

|         |                           |                    |   |          |
|---------|---------------------------|--------------------|---|----------|
| Dec. 29 | vs. Delta State           | Jackson, Miss.     | W | 76-57    |
| Dec. 30 | vs. Mississippi College   | Jackson, Miss.     | W | 104-71   |
| Jan. 6  | at Northwestern State     | Natchitoches, La.  | W | 87-72    |
| Jan. 9  | Louisiana Tech            | SA                 | L | 83-88    |
| Jan. 12 | at Mississippi College    | Clinton, Miss.     | W | 99-77    |
| Jan. 15 | at Louisiana-Lafayette    | Lafayette, La.     | L | 81-84    |
| Jan. 16 | at McNeese State          | Lake Charles, La.  | W | 77-72 ot |
| Jan. 18 | at Lamar                  | Beaumont, Texas    | L | 111-113  |
| Jan. 23 | at Memphis                | Memphis, Tenn.     | W | 86-80    |
| Jan. 25 | at Georgia Southern       | Statesboro, Ga.    | L | 78-108   |
| Jan. 26 | at Jacksonville           | Jacksonville, Fla. | L | 88-93    |
| Jan. 29 | Louisiana-Lafayette       | SA                 | L | 77-78    |
| Jan. 30 | St. Bernard               | SA                 | W | 101-100  |
| Feb. 4  | Northwestern Louisiana    | SA                 | W | 118-80   |
| Feb. 9  | at Southeastern Louisiana | Hammond, La.       | W | 96-87 ot |



# All-Time Results

|         |                       |                 |   |         |
|---------|-----------------------|-----------------|---|---------|
| Feb. 13 | at Christian Brothers | Memphis, Tenn.  | L | 76-80   |
| Feb. 19 | at Centenary          | Shreveport, La. | L | 86-92   |
| Feb. 20 | at Louisiana Tech     | Ruston, La.     | W | 92-88   |
| Feb. 23 | Spring Hill           | SA              | W | 99-83   |
| Feb. 27 | Centenary             | SA              | W | 115-106 |

GAMES PLAYED IN REED GREEN COLISEUM (Capacity: 8,095)

## 1965-66

Record: 12-13; Home: 8-5, Away: 1-7, Neutral: 3-1  
Coach Lee Floyd, 9th year  
Assistant: Eugene "Jeep" Clark

| DATE   | OPPONENT                  | SITE             | W/L | SCORE |
|--------|---------------------------|------------------|-----|-------|
| Dec. 1 | at Alabama                | Tuscaloosa, Ala. | L   | 67-75 |
| Dec. 3 | at Southeastern Louisiana | Hammond, La.     | L   | 74-95 |
| Dec. 6 | Louisiana-Lafayette       | RGC              | W   | 71-69 |

### MAGNOLIA INVITATIONAL

|         |                         |                |   |           |
|---------|-------------------------|----------------|---|-----------|
| Dec. 7  | vs. Belhaven            | Jackson, Miss. | W | 100-77    |
| Dec. 8  | vs. Mississippi College | Jackson, Miss. | W | 74-71 3ot |
| Dec. 11 | Alabama                 | RGC            | L | 79-93     |
| Dec. 13 | Christian Brothers      | RGC            | W | 89-82     |
| Dec. 17 | at Ole Miss             | Oxford, Miss.  | L | 75-94     |

### BAYOU CLASSIC

|         |                        |                   |   |        |
|---------|------------------------|-------------------|---|--------|
| Dec. 28 | vs. Louisiana College  | Lafayette, La.    | L | 75-76  |
| Dec. 29 | vs. Jacksonville State | Lafayette, La.    | W | 98-88  |
| Jan. 5  | Memphis                | RGC               | L | 77-97  |
| Jan. 13 | Louisiana Tech         | RGC               | W | 98-74  |
| Jan. 15 | Southeastern Louisiana | RGC               | W | 81-79  |
| Jan. 17 | Delta State            | RGC               | W | 123-90 |
| Jan. 18 | Northwestern State     | RGC               | L | 70-76  |
| Jan. 26 | at Spring Hill         | Mobile, Ala.      | L | 74-85  |
| Jan. 29 | St. Bernard            | RGC               | W | 90-76  |
| Feb. 3  | Tampa                  | RGC               | W | 101-84 |
| Feb. 8  | Spring Hill            | RGC               | W | 94-76  |
| Feb. 10 | Centenary              | RGC               | L | 84-99  |
| Feb. 12 | at Delta State         | Cleveland, Miss.  | W | 107-94 |
| Feb. 15 | Georgia Southern       | RGC               | L | 98-99  |
| Feb. 21 | at Northwestern State  | Natchitoches, La. | L | 75-104 |
| Feb. 26 | at Centenary           | Shreveport, La.   | L | 75-110 |
| Feb. 28 | at Louisiana Tech      | Ruston, La.       | L | 85-102 |

## 1966-67

Record: 16-9; Home: 11-1, Away: 4-8, Neutral: 1-0  
Coach Lee Floyd, 10th year  
Assistant Eugene "Jeep" Clark  
Co-Captains: Gary Kochersperger, Gary Hannan

| DATE   | OPPONENT                  | SITE         | W/L | SCORE |
|--------|---------------------------|--------------|-----|-------|
| Dec. 1 | Samford                   | RGC          | W   | 76-71 |
| Dec. 5 | at Southeastern Louisiana | Hammond, La. | L   | 87-92 |

### USM INVITATIONAL

|         |                   |                  |   |        |
|---------|-------------------|------------------|---|--------|
| Dec. 7  | Alabama           | RGC              | W | 77-65  |
| Dec. 8  | Mississippi State | RGC              | L | 63-72  |
| Dec. 12 | at Alabama        | Tuscaloosa, Ala. | L | 89-103 |
| Dec. 15 | Ole Miss          | RGC              | W | 82-73  |

### BAYOU CLASSIC

|         |                        |                   |   |           |
|---------|------------------------|-------------------|---|-----------|
| Dec. 19 | vs. Nicholls State     | Lafayette, La.    | W | 83-69     |
| Dec. 20 | at Louisiana-Lafayette | Lafayette, La.    | L | 87-90     |
| Jan. 3  | St. Bernard            | RGC               | W | 99-67     |
| Jan. 6  | at UTEP                | El Paso, Texas    | L | 54-84     |
| Jan. 7  | at UTEP                | El Paso, Texas    | L | 63-76     |
| Jan. 11 | at Memphis             | Memphis, Tenn.    | L | 52-65     |
| Jan. 18 | at Spring Hill         | Mobile, Ala.      | W | 84-66     |
| Jan. 23 | Northwestern State     | RGC               | W | 82-70     |
| Jan. 26 | at Louisiana Tech      | Ruston, La.       | L | 87-95     |
| Jan. 30 | Centenary              | RGC               | W | 90-73     |
| Jan. 31 | Delta State            | RGC               | W | 102-88    |
| Feb. 2  | at Samford             | Birmingham, Ala.  | W | 95-85     |
| Feb. 6  | Southeastern Louisiana | RGC               | W | 93-77     |
| Feb. 8  | Spring Hill            | RGC               | W | 68-47     |
| Feb. 9  | Millsaps               | RGC               | W | 102-67    |
| Feb. 11 | at Delta State         | Cleveland, Miss.  | W | 76-71     |
| Feb. 16 | at Northwestern State  | Natchitoches, La. | L | 99-102 ot |
| Feb. 17 | at Centenary           | Shreveport, La.   | W | 101-97    |
| Feb. 20 | Louisiana Tech         | RGC               | W | 89-81 ot  |

## 1967-68

Record: 19-6; Home: 11-0, Away: 7-6, Neutral: 1-0

Coach Lee Floyd, 11th year

Assistant: Eugene "Jeep" Clark

Captains: Berlin Ladner, Steve Campbell & Brice Thornbury

| DATE    | OPPONENT               | SITE               | W/L | SCORE   |
|---------|------------------------|--------------------|-----|---------|
| Dec. 1  | at Louisiana-Monroe    | Monroe, La.        | L   | 89-91   |
| Dec. 4  | Florida Tech           | RGC                | W   | 128-80  |
| Dec. 5  | Southeastern Louisiana | RGC                | W   | 106-78  |
| Dec. 7  | at Northwestern State  | Natchitoches, La.  | W   | 120-108 |
| Dec. 11 | at Alabama             | Tuscaloosa, Ala.   | L   | 86-90   |
| Dec. 12 | at Jacksonville State  | Jacksonville, Ala. | L   | 75-90   |

### SERTOMA CLASSIC

|         |                           |                  |   |         |
|---------|---------------------------|------------------|---|---------|
| Dec. 28 | at Samford                | Birmingham, Ala. | W | 88-77   |
| Dec. 29 | vs. West Virginia Tech    | Birmingham, Ala. | W | 91-86   |
| Jan. 2  | at Southeastern Louisiana | Hammond, La.     | W | 97-95   |
| Jan. 8  | St. Bernard               | RGC              | W | 120-99  |
| Jan. 10 | Centenary                 | RGC              | W | 96-85   |
| Jan. 13 | at Samford                | Birmingham, Ala. | W | 98-85   |
| Jan. 16 | at Spring Hill            | Mobile, Ala.     | W | 97-93   |
| Jan. 22 | Jacksonville State        | RGC              | W | 93-80   |
| Jan. 24 | Louisiana-Monroe          | RGC              | W | 83-80   |
| Jan. 25 | Louisiana Tech            | RGC              | W | 99-82   |
| Jan. 27 | Northwestern State        | RGC              | W | 101-87  |
| Jan. 29 | at Louisiana Tech         | Ruston, La.      | L | 86-93   |
| Feb. 3  | at Centenary              | Shreveport, La.  | W | 117-101 |
| Feb. 8  | at Delta State            | Cleveland, Miss. | L | 45-54   |
| Feb. 13 | Spring Hill               | RGC              | W | 108-79  |
| Feb. 15 | at Tampa                  | Tampa, Fla.      | L | 81-97   |
| Feb. 17 | at Florida Southern       | Lakeland, Fla.   | W | 108-88  |
| Feb. 20 | Delta State               | RGC              | W | 118-81  |
| Feb. 21 | Samford                   | RGC              | W | 109-90  |

## 1968-69

Record: 15-10; Home: 9-3, Away: 5-6, Neutral: 1-1

Coach Lee Floyd, 12th year

Assistant: Eugene "Jeep" Clark

| DATE    | OPPONENT      | SITE                   | W/L | SCORE |
|---------|---------------|------------------------|-----|-------|
| Nov. 30 | at Houston    | Houston, Texas         | L   | 71-92 |
| Dec. 2  | at Texas A&M  | College Station, Texas | L   | 82-95 |
| Dec. 4  | at UTEP       | El Paso, Texas         | L   | 71-92 |
| Dec. 7  | at Louisville | Louisville, Ky.        | L   | 85-96 |

### USM INVITATIONAL

|         |                        |               |   |       |
|---------|------------------------|---------------|---|-------|
| Dec. 11 | West Texas State       | RGC           | W | 83-75 |
| Dec. 12 | East Tennessee State   | RGC           | W | 93-75 |
| Dec. 16 | Southeastern Louisiana | RGC           | W | 93-72 |
| Dec. 19 | at Texas               | Austin, Texas | L | 72-89 |

### MOBILE CLASSIC

|         |                           |                  |   |        |
|---------|---------------------------|------------------|---|--------|
| Dec. 27 | vs. Auburn                | Mobile, Ala.     | L | 70-73  |
| Dec. 28 | vs. West Florida          | Mobile, Ala.     | W | 95-91  |
| Jan. 3  | at Louisiana Tech         | Ruston, La.      | L | 83-101 |
| Jan. 7  | West Florida              | RGC              | L | 69-90  |
| Jan. 14 | at Spring Hill            | Mobile, Ala.     | W | 83-69  |
| Jan. 17 | at Delta State            | Cleveland, Miss. | W | 75-74  |
| Jan. 18 | at Samford                | Birmingham, Ala. | W | 92-76  |
| Jan. 20 | Louisiana Tech            | RGC              | W | 95-85  |
| Jan. 24 | at Southeastern Louisiana | Hammond, La.     | W | 96-79  |
| Jan. 27 | Northwestern State        | RGC              | L | 99-106 |
| Jan. 29 | Centenary                 | RGC              | W | 81-70  |
| Jan. 30 | Morehead State            | RGC              | W | 93-85  |
| Feb. 3  | South Alabama             | RGC              | W | 95-79  |
| Feb. 4  | Samford                   | RGC              | W | 110-79 |
| Feb. 6  | Delta State               | RGC              | L | 82-84  |
| Feb. 10 | Spring Hill               | RGC              | W | 110-79 |
| Feb. 17 | at Centenary              | Shreveport, La.  | W | 82-78  |

## 1969-70

Record: 15-11; Home: 11-4, Away: 4-7, Neutral: 0-0

Coach Lee Floyd, 13th year

Assistant: Eugene "Jeep" Clark

Captains: Wendell Ladner, John Vitrano & Jim Morton

| DATE    | OPPONENT            | SITE             | W/L | SCORE  |
|---------|---------------------|------------------|-----|--------|
| Dec. 1  | at Alabama          | Tuscaloosa, Ala. | L   | 74-104 |
| Dec. 3  | St. Bernard         | RGC              | W   | 113-94 |
| Dec. 4  | at South Alabama    | Mobile, Ala.     | W   | 88-86  |
| Dec. 6  | at Morehead State   | Morehead, Ky.    | L   | 55-84  |
| Dec. 10 | San Francisco State | RGC              | W   | 81-72  |
| Dec. 11 | San Francisco State | RGC              | W   | 100-74 |
| Dec. 15 | Lamar               | RGC              | W   | 87-83  |
| Dec. 18 | Louisiana Tech      | RGC              | W   | 84-81  |
| Dec. 19 | West Texas State    | RGC              | W   | 75-72  |
| Jan. 3  | at Arkansas State   | Jonesboro, Ark.  | W   | 116-89 |

|         |                           |                   |   |          |
|---------|---------------------------|-------------------|---|----------|
| Jan. 5  | at Northwestern State     | Natchitoches, La. | W | 109-83   |
| Jan. 7  | New Orleans               | RGC               | L | 84-91    |
| Jan. 8  | South Alabama             | RGC               | W | 104-79   |
| Jan. 10 | Roanoke                   | RGC               | W | 99-85    |
| Jan. 13 | at Centenary              | Shreveport, La.   | L | 72-76 ot |
| Jan. 17 | at Spring Hill            | Mobile, Ala.      | W | 84-77    |
| Jan. 19 | West Florida              | RGC               | W | 67-63    |
| Jan. 27 | Old Dominion              | RGC               | L | 92-95    |
| Jan. 30 | at West Florida           | Pensacola, Fla.   | L | 81-98    |
| Feb. 2  | at Southeastern Louisiana | Hammond, La.      | L | 83-97    |
| Feb. 6  | at Louisiana Tech         | Ruston, La.       | L | 87-95    |
| Feb. 9  | Pan American              | RGC               | W | 103-78   |
| Feb. 12 | at Delta State            | Cleveland, Miss.  | L | 72-78    |
| Feb. 16 | Chattanooga               | RGC               | L | 72-77    |
| Feb. 17 | Biscayne                  | RGC               | L | 86-89    |
| Feb. 19 | Delta State               | RGC               | W | 77-69    |

## 1970-71

Record: 7-19; Home: 6-6, Away: 1-11, Neutral: 0-2

Coach Lee Floyd, 14th year

Assistant: Eugene "Jeep" Clark

Captains: Ricky Ragland, Tom Yachinich & Rich Corsetto

| DATE   | OPPONENT          | SITE              | W/L | SCORE    |
|--------|-------------------|-------------------|-----|----------|
| Dec. 1 | at Texas Wesleyan | Fort Worth, Texas | L   | 80-91    |
| Dec. 3 | Corpus Christi    | RGC               | W   | 94-88 ot |

### JACKSONVILLE CHARITIES TOURNAMENT

|         |                        |                    |   |          |
|---------|------------------------|--------------------|---|----------|
| Dec. 7  | vs. Florida State      | Jacksonville, Fla. | L | 84-117   |
| Dec. 8  | vs. George Washington  | Jacksonville, Fla. | L | 90-95    |
| Dec. 9  | Arkansas State         | RGC                | W | 80-75 ot |
| Dec. 12 | at Texas               | Austin, Texas      | L | 80-95    |
| Dec. 15 | at Ole Miss            | Oxford, Miss.      | L | 100-109  |
| Jan. 4  | St. Bernard            | RGC                | W | 112-86   |
| Jan. 5  | Centenary              | RGC                | W | 83-74    |
| Jan. 7  | Trinity                | RGC                | L | 83-91    |
| Jan. 11 | Southeastern Louisiana | RGC                | L | 69-77    |
| Jan. 12 | North Texas State      | RGC                | L | 84-96    |
| Jan. 14 | at South Alabama       | Mobile, Ala.       | L | 72-93    |
| Jan. 16 | at Chattanooga         | Chattanooga, Tenn. | L | 82-111   |
| Jan. 18 | Spring Hill            | RGC                | W | 101-85   |
| Jan. 21 | at Lamar               | Beaumont, Texas    | W | 82-77    |
| Jan. 23 | at West Texas State    | Canyon, Texas      | L | 65-108   |
| Jan. 26 | Charlotte              | RGC                | L | 88-89    |
| Jan. 27 | Northwestern State     | RGC                | L | 85-103   |
| Feb. 2  | Morehead State         | RGC                | W | 91-89    |
| Feb. 5  | at Old Dominion        | Norfolk, Va.       | L | 80-121   |
| Feb. 6  | at Roanoke             | Salem, Va.         | L | 91-106   |
| Feb. 8  | at East Carolina       | Greenville, N.C.   | L | 81-103   |
| Feb. 11 | South Alabama          | RGC                | L | 69-71    |
| Feb. 13 | at Centenary           | Shreveport, La.    | L | 65-106   |
| Feb. 15 | at Pan American        | Edinburg, Texas    | L | 85-87    |

## Jeep Clark

**Five seasons:**  
**1971-76**  
**Overall record:**  
**41-85 (.325)**



## 1971-72

Record: 0-24; Home: 0-12, Away: 0-11, Neutral: 0-1

Coach Eugene "Jeep" Clark, First year

Assistant: Jim Peck

Graduate Assistant: Tommy Bryne

Captains: John Bryne & Houston Cunningham

| DATE   | OPPONENT             | SITE               | W/L | SCORE |
|--------|----------------------|--------------------|-----|-------|
| Dec. 2 | at Trinity           | San Antonio, Texas | L   | 61-81 |
| Dec. 4 | at North Texas State | Denton, Texas      | L   | 62-81 |
| Dec. 6 | Pan American         | RGC                | L   | 83-88 |

### ALABAMA CLASSIC

|         |                       |                  |   |        |
|---------|-----------------------|------------------|---|--------|
| Dec. 9  | vs. Mississippi State | Tuscaloosa, Ala. | L | 73-77  |
| Dec. 10 | at Alabama            | Tuscaloosa, Ala. | L | 80-108 |
| Dec. 13 | Northwestern State    | RGC              | L | 82-97  |
| Dec. 15 | Ole Miss              | RGC              | L | 92-107 |
| Jan. 3  | East Carolina         | RGC              | L | 86-96  |
| Jan. 6  | Louisiana Tech        | RGC              | L | 82-123 |
| Jan. 10 | Trinity               | RGC              | L | 75-84  |
| Jan. 13 | West Texas State      | RGC              | L | 80-96  |



# All-Time Results

|         |                   |                     |   |        |
|---------|-------------------|---------------------|---|--------|
| Jan. 15 | Roanoke           | RGC                 | L | 80-85  |
| Jan. 17 | Houston           | RGC                 | L | 84-115 |
| Jan. 22 | at Tulane         | New Orleans, La.    | L | 68-90  |
| Jan. 24 | at Centenary      | Shreveport, La.     | L | 74-85  |
| Jan. 25 | at Louisiana Tech | Ruston, La.         | L | 63-91  |
| Jan. 27 | at Houston        | Houston, Texas      | L | 63-102 |
| Jan. 31 | at South Alabama  | Mobile, Ala.        | L | 73-94  |
| Feb. 3  | Old Dominion      | RGC                 | L | 82-103 |
| Feb. 5  | Centenary         | RGC                 | L | 81-85  |
| Feb. 7  | Chattanooga       | RGC                 | L | 87-98  |
| Feb. 12 | at UNLV           | Las Vegas, Nev      | L | 87-96  |
| Feb. 14 | at Pepperdine     | Los Angeles, Calif. | L | 68-71  |
| Feb. 16 | at Idaho          | Moscow, Idaho       | L | 90-105 |

## 1972-73

Record: 8-16; Home: 7-4, Away: 1-12, Neutral: 0-0  
 Coach Eugene "Jeep" Clark, Second year  
 Assistant: Micky Harrington  
 Graduate Assistants: Jim Singleton & Tommy Bryne  
 Captain: Al Lahr

| DATE    | OPPONENT               | SITE                  | W/L | SCORE      |
|---------|------------------------|-----------------------|-----|------------|
| Nov. 27 | at Houston             | Houston, Texas        | L   | 77-104     |
| Nov. 30 | Spring Hill            | RGC                   | W   | 111-82     |
| Dec. 4  | at West Texas State    | Canyon, Texas         | L   | 84-99      |
| Dec. 11 | at Ole Miss            | Oxford, Miss.         | L   | 60-88      |
| Dec. 14 | Delta State            | RGC                   | W   | 94-77      |
| Dec. 16 | Southeastern Louisiana | RGC                   | W   | 84-74      |
| Dec. 18 | at Louisiana Tech      | Ruston, La.           | L   | 66-87      |
| Jan. 4  | Utah State             | RGC                   | L   | 87-91 ot   |
| Jan. 6  | Chattanooga            | RGC                   | L   | 80-81      |
| Jan. 8  | Missouri-St. Louis     | RGC                   | W   | 105-83     |
| Jan. 11 | Centenary              | RGC                   | L   | 83-106     |
| Jan. 13 | at Tulane              | New Orleans, La.      | L   | 100-105 ot |
| Jan. 18 | Louisiana-Monroe       | RGC                   | W   | 86-83      |
| Jan. 25 | New Orleans            | RGC                   | W   | 86-71      |
| Jan. 27 | at Centenary           | Shreveport, La.       | L   | 81-97      |
| Jan. 29 | at Northwestern State  | Natchitoches, La.     | L   | 88-107     |
| Feb. 3  | at Old Dominion        | Norfolk, Va.          | L   | 88-110     |
| Feb. 5  | at Charlotte           | Charlotte, N.C.       | L   | 86-96      |
| Feb. 10 | South Alabama          | RGC                   | L   | 60-66      |
| Feb. 12 | Georgia Southern       | RGC                   | W   | 103-76     |
| Feb. 17 | at Chattanooga         | Chattanooga, Tenn.    | L   | 78-98      |
| Feb. 19 | at Louisiana State     | Baton Rouge, La.      | L   | 79-107     |
| Feb. 24 | at Pan American        | Edinburg, Texas       | W   | 80-77      |
| Feb. 26 | at Corpus Christi      | Corpus Christi, Texas | L   | 84-92      |

## 1973-74

Record: 11-15; Home: 6-6, Away: 4-9, Neutral: 1-0  
 Coach Eugene "Jeep" Clark, Third year  
 Assistant: Micky Harrington  
 Captain: Ronnie Malone  
 Attend: Total: 77,556; Home: 29,882; Home Avg. 2,490

| DATE    | OPPONENT       | SITE             | W/L | SCORE  | ATT.   |
|---------|----------------|------------------|-----|--------|--------|
| Dec. 1  | Georgia State  | RGC              | W   | 93-76  | 3,621  |
| Dec. 6  | Tulane         | RGC              | L   | 78-95  | 3,800  |
| Dec. 8  | at Memphis     | Memphis, Tenn.   | L   | 79-100 | 10,815 |
| Dec. 10 | at Delta State | Cleveland, Miss. | W   | 103-79 | 1,000  |
| Dec. 12 | Ole Miss       | RGC              | L   | 75-79  | 4,300  |
| Dec. 17 | Morehead State | RGC              | L   | 92-97  | 1,300  |

### SENIOR BOWL CLASSIC

|         |                     |                  |   |        |       |
|---------|---------------------|------------------|---|--------|-------|
| Jan. 2  | at South Alabama    | Mobile, Ala.     | L | 75-96  | 2,500 |
| Jan. 3  | vs. Austin Peay     | Mobile, Ala.     | W | 79-75  | 2,500 |
| Jan. 7  | at SE Louisiana     | Hammond, La.     | L | 77-81  | 2,000 |
| Jan. 10 | Centenary           | RGC              | L | 81-85  | 3,211 |
| Jan. 12 | at Tulane           | New Orleans, La. | W | 88-83  | 3,000 |
| Jan. 14 | North Alabama       | RGC              | W | 86-77  | 1,500 |
| Jan. 17 | Louisiana Tech      | RGC              | W | 88-78  | 2,000 |
| Jan. 19 | Troy                | RGC              | W | 83-75  | 1,800 |
| Jan. 24 | Houston Baptist     | RGC              | W | 88-84  | 2,000 |
| Jan. 26 | at Centenary        | Shreveport, La.  | L | 87-103 | 3,058 |
| Jan. 28 | at Louisiana-Monroe | Monroe, La.      | L | 88-102 | 3,000 |
| Jan. 31 | at Georgia Tech     | Atlanta, Ga.     | W | 98-86  | 2,000 |
| Feb. 2  | at Utah State       | Logan, Utah      | L | 84-121 | 6,000 |
| Feb. 4  | at Denver           | Denver, Colo.    | L | 93-112 | 1,500 |
| Feb. 9  | SE Louisiana        | RGC              | L | 77-84  | 2,000 |
| Feb. 11 | at New Orleans      | New Orleans, La. | W | 94-83  | 2,713 |
| Feb. 14 | South Alabama       | RGC              | L | 89-123 | 2,000 |
| Feb. 16 | Pan American        | RGC              | W | 105-83 | 2,350 |
| Feb. 18 | at Roanoke          | Salem, Va.       | L | 73-84  | 3,588 |
| Feb. 20 | at Morehead State   | Morehead, Ky.    | L | 91-96  | 4,000 |

## 1974-75

Record: 11-15; Home: 9-4, Away: 1-10, Neutral: 1-1  
 Coach Eugene "Jeep" Clark, Fourth year  
 Assistant: Micky Harrington  
 Graduate Assistant: Ronnie Malone  
 Captain: Glenn Masson  
 Attendance: Total: 76,334; Home: 34,821; Home Avg.- 2,679

| DATE    | OPPONENT         | SITE               | W/L | SCORE  | ATT.  |
|---------|------------------|--------------------|-----|--------|-------|
| Nov. 30 | Georgia State    | RGC                | W   | 74-60  | 2,000 |
| Dec. 4  | Delta State      | RCC                | W   | 85-75  | 2,467 |
| Dec. 7  | Lamar            | RGC                | W   | 99-96  | 3,871 |
| Dec. 12 | Mercer           | RGC                | W   | 101-94 | 1,730 |
| Dec. 14 | at SMU           | Dallas, Texas      | W   | 91-85  | 2,000 |
| Dec. 17 | Georgia Tech     | RGC                | W   | 94-86  | 5,123 |
| Dec. 21 | at Georgia       | Athens, Ga.        | L   | 76-102 | 2,000 |
| Dec. 30 | at Austin Peay   | Clarksville, Tenn. | L   | 83-91  | 2,200 |
| Jan. 3  | Florida Southern | RGC                | W   | 92-83  | 3,217 |
| Jan. 4  | NW Oklahoma      | RGC                | W   | 88-73  | 2,755 |

### HATTERS TOURNAMENT

|         |                     |                  |   |        |        |
|---------|---------------------|------------------|---|--------|--------|
| Jan. 6  | vs. American        | Deland, Fla.     | L | 76-83  | 3,800  |
| Jan. 7  | vs. Lehigh          | Deland, Fla.     | W | 83-78  | 2,682  |
| Jan. 11 | at Memphis          | Memphis, Tenn.   | L | 77-83  | 11,176 |
| Jan. 13 | at Tulane           | New Orleans, La. | L | 70-85  | 3,000  |
| Jan. 16 | Centenary           | RGC              | L | 75-96  | 4,176  |
| Jan. 18 | at Georgia Southern | Statesboro, Ga.  | L | 76-97  | 1,500  |
| Jan. 20 | at Georgia State    | Atlanta, Ga.     | L | 65-70  | 500    |
| Jan. 27 | Roanoke             | RGC              | L | 82-86  | 2,123  |
| Jan. 30 | Tulane              | RGC              | L | 81-100 | 2,322  |
| Feb. 1  | at Centenary        | Shreveport, La.  | L | 81-105 | 2,500  |
| Feb. 3  | at Houston Baptist  | Houston, Texas   | L | 72-81  | 1,300  |
| Feb. 8  | Louisiana-Monroe    | RGC              | L | 59-74  | 1,663  |
| Feb. 13 | Wis.-Milwaukee      | RGC              | W | 100-80 | 1,497  |
| Feb. 15 | at Houston          | Houston, Texas   | L | 85-115 | 3,855  |
| Feb. 18 | at Pan American     | Edinburg, Texas  | L | 78-97  | 5,000  |
| Feb. 22 | Utah State          | RGC              | W | 94-87  | 1,877  |

## 1975-76

Record: 11-15; Home: 8-5, Away: 1-9, Neutral: 2-1  
 Coach Eugene "Jeep" Clark, Fifth year  
 Assistant: Micky Harrington  
 Graduate Assistant: Casey Price  
 Captain: Jack Hawkins  
 Attend: Total: 69,659; Home- 30,884; Home Avg.- 2,376

| DATE    | OPPONENT         | SITE             | W/L | SCORE | ATT.  |
|---------|------------------|------------------|-----|-------|-------|
| Nov. 29 | Rice             | RGC              | W   | 87-69 | 2,011 |
| Dec. 1  | at Alabama       | Tuscaloosa, Ala. | L   | 67-91 | 5,500 |
| Dec. 6  | Ark.-Little Rock | RGC              | W   | 82-75 | 2,138 |
| Dec. 11 | St. Bernard      | RGC              | W   | 77-75 | 2,139 |
| Dec. 13 | at Georgia       | Athens, Ga.      | L   | 70-96 | 1,200 |
| Dec. 15 | Calif.-San Diego | RGC              | W   | 94-72 | 1,836 |
| Dec. 18 | vs. Ole Miss     | Jackson, Miss.   | W   | 80-77 | 2,852 |
| Dec. 22 | Arkansas State   | RGC              | W   | 87-83 | 2,048 |

### VIRGINIA COMMONWEALTH CLASSIC

|         |                        |                  |   |        |       |
|---------|------------------------|------------------|---|--------|-------|
| Dec. 29 | vs. Michigan State     | Richmond, Va.    | L | 77-89  | 1,029 |
| Dec. 30 | vs. City College of NY | Richmond, Va.    | W | 98-65  | 1,029 |
| Jan. 3  | NW Oklahoma St.        | RGC              | W | 91-72  | 2,000 |
| Jan. 5  | Austin Peay            | RGC              | L | 93-102 | 2,682 |
| Jan. 10 | Georgia State          | RGC              | L | 75-84  | 4,283 |
| Jan. 12 | at Tulane              | New Orleans, La. | L | 86-111 | 2,500 |
| Jan. 14 | at Lamar               | Beaumont, Texas  | L | 67-84  | 1,100 |
| Jan. 17 | Georgia Southern       | RGC              | W | 75-73  | 2,036 |
| Jan. 20 | at Memphis             | Memphis, Tenn.   | L | 70-84  | 9,109 |
| Jan. 24 | Charlotte              | RGC              | L | 59-84  | 2,732 |
| Jan. 29 | Tulane                 | RGC              | W | 67-59  | 2,285 |
| Jan. 31 | at Delta State         | Cleveland, Miss. | W | 67-65  | 3,548 |
| Feb. 5  | at Louisiana-Monroe    | Monroe, La.      | L | 72-88  | 5,023 |
| Feb. 7  | at Centenary           | Shreveport, La.  | L | 67-87  | 2,592 |
| Feb. 10 | SE Louisiana           | RGC              | L | 75-78  | 1,812 |
| Feb. 16 | Memphis                | RGC              | L | 72-87  | 2,882 |
| Feb. 19 | at Georgia Tech        | Atlanta, Ga.     | L | 60-65  | 1,293 |
| Feb. 21 | at Mercer              | Macon, Ga.       | L | 65-69  | 2,000 |

## Kenny Smith



## M.K. Turk



### 20 Seasons:

1976-96

Overall Record:  
301-266 (.531)

## 1976-77

Record: 11-16; Home: 9-5, Away: 2-8, Neutral: 0-3  
 Coach M.K. Turk, First year  
 Assistant: Micky Harrington  
 Graduate Assistants: Mike Jones, James Palmer  
 Captain: John Prince

Attend: Total- 88,258; Home- 47,704; Home Avg.- 3,407

| DATE    | OPPONENT              | SITE              | W/L | SCORE | ATT.  |
|---------|-----------------------|-------------------|-----|-------|-------|
| Dec. 1  | South. Benedictine    | RGC               | W   | 83-82 | 4,623 |
| Dec. 2  | at Mississippi State  | Starkville, Miss. | L   | 72-96 | 4,268 |
| Dec. 4  | at Rice               | Houston, Texas    | L   | 77-80 | 1,100 |
| Dec. 6  | at Texas Pan American | Edinburg, Texas   | L   | 65-82 | 2,900 |
| Dec. 9  | McNeese State         | RGC               | L   | 73-83 | 2,942 |
| Dec. 11 | at Arkansas State     | Jonesboro, Ark.   | W   | 56-47 | 2,188 |
| Dec. 13 | at Memphis            | Memphis, Tenn.    | L   | 71-86 | 8,997 |
| Dec. 18 | West Texas State      | RGC               | L   | 64-67 | 1,804 |
| Dec. 20 | Ball State            | RGC               | W   | 71-58 | 1,119 |

### SENIOR BOWL CLASSIC

|         |                |                |   |       |       |
|---------|----------------|----------------|---|-------|-------|
| Dec. 27 | vs. Texas Tech | Mobile, Ala.   | L | 74-75 | 2,500 |
| Dec. 28 | vs. Samford    | Mobile, Ala.   | L | 83-93 | 2,500 |
| Dec. 30 | vs. Ole Miss   | Jackson, Miss. | L | 75-84 | 4,069 |
| Jan. 3  | Memphis        | RGC            | L | 78-82 | 4,872 |
| Jan. 6  | Lamar          | RGC            | W | 93-90 | 3,426 |
| Jan. 12 | Louisiana Tech | RGC            | W | 86-77 | 2,903 |

# All-Time Results

|         |                    |                  |   |        |       |
|---------|--------------------|------------------|---|--------|-------|
| Jan. 15 | Texas Pan American | RGC              | L | 76-78  | 4,321 |
| Jan. 19 | at Tulane          | New Orleans, La. | L | 78-80  | 2,700 |
| Jan. 22 | Mercer             | RGC              | W | 74-64  | 5,119 |
| Jan. 24 | at Lamar           | Beaumont, Texas  | L | 78-95  | 1,400 |
| Jan. 31 | UNC Asheville      | RGC              | W | 89-79  | 2,016 |
| Feb. 3  | Louisiana-Monroe   | RGC              | W | 82-81  | 2,271 |
| Feb. 9  | at Louisiana Tech  | Ruston, La.      | L | 70-81  | 2,126 |
| Feb. 12 | at Charlotte       | Charlotte, N.C.  | L | 72-102 | 7,014 |
| Feb. 14 | at Mercer          | Macon, Ga.       | W | 83-81  | 3,415 |
| Feb. 17 | Northwestern State | RGC              | L | 78-80  | 2,261 |
| Feb. 19 | Tulane             | RGC              | W | 96-85  | 3,141 |
| Feb. 25 | Centenary          | RGC              | W | 80-79  | 2,263 |

## 1977-78

Record: 13-12; Home: 8-5, Away: 5-5, Neutral: 0-2

Coach M.K. Turk, Second year

Assistants: Micky Harrington, Mike Jones

Graduate Assistant: John Prince

Captain: Cornelius Jackson

Attend: Total- 74,393; Home- 30,365; Home Avg.- 2,336

| DATE    | OPPONENT              | SITE              | W/L | SCORE  | ATT.  |
|---------|-----------------------|-------------------|-----|--------|-------|
| Dec. 1  | at Memphis            | Memphis, Tenn.    | L   | 83-97  | 8,457 |
| Dec. 3  | at Ball State         | Muncie, Ind.      | W   | 95-85  | 6,078 |
| Dec. 5  | Arkansas State        | RGC               | L   | 65-78  | 3,543 |
| Dec. 7  | Florida Southern      | RGC               | W   | 89-77  | 3,108 |
| Dec. 9  | at McNeese State      | Lake Charles, La. | L   | 76-96  | 3,561 |
| Dec. 13 | Louisiana Tech        | RGC               | W   | 58-50  | 2,094 |
| Dec. 15 | Tulane                | RGC               | L   | 66-72  | 2,623 |
| Dec. 19 | vs. Mississippi State | Biloxi, Miss.     | L   | 79-82  | 5,872 |
| Dec. 27 | vs. Ole Miss          | Jackson, Miss.    | L   | 60-64  | 5,635 |
| Dec. 29 | at West Texas State   | Amarillo, Texas   | W   | 58-57  | 1,050 |
| Jan. 3  | Culver-Stockton       | RGC               | W   | 83-73  | 1,857 |
| Jan. 6  | Calif.-San Diego      | RGC               | W   | 94-61  | 2,832 |
| Jan. 9  | at Georgia Tech       | Atlanta, Ga.      | L   | 65-94  | 3,146 |
| Jan. 11 | at Mercer             | Macon, Ga.        | W   | 75-73  | 1,200 |
| Jan. 14 | Missouri-St. Louis    | RGC               | W   | 78-75  | 1,825 |
| Jan. 16 | Samford               | RGC               | W   | 105-77 | 1,318 |
| Jan. 23 | Mercer                | RGC               | L   | 55-64  | 3,008 |
| Jan. 28 | UNC Asheville         | RGC               | W   | 98-97  | 2,467 |
| Feb. 2  | at Northwestern State | Natchitoches, La. | W   | 101-96 | 1,729 |
| Feb. 4  | at Louisiana-Monroe   | Monroe, La.       | L   | 68-91  | 4,200 |
| Feb. 6  | Baptist College       | RGC               | W   | 92-78  | 1,570 |
| Feb. 9  | Northwestern State    | RGC               | L   | 69-71  | 1,647 |
| Feb. 11 | Louisiana-Monroe      | RGC               | L   | 72-86  | 2,473 |
| Feb. 14 | at Tulane             | New Orleans, La.  | L   | 83-86  | 2,500 |
| Feb. 16 | at Samford            | Birmingham, Ala.  | W   | 78-72  | 600   |

## 1978-79

Record: 13-14; Home: 8-3, Away: 4-7, Neutral: 1-4

Coach M.K. Turk, Third year

Assistants: Micky Harrington, Mike Jones

Graduate Assistant: Cornelius Jackson

Captain: Steve Fields

Attend: Total- 84,716; Home- 34,102; Home Avg.- 3,100

| DATE    | OPPONENT             | SITE              | W/L | SCORE   | ATT.   |
|---------|----------------------|-------------------|-----|---------|--------|
| Nov. 28 | San Francisco State  | RGC               | W   | 90-87   | 3,303  |
| Nov. 29 | Missouri Western     | RGC               | W   | 114-57  | 2,118  |
| Dec. 2  | Iowa Wesleyan        | RGC               | W   | 131-77  | 3,428  |
| Dec. 4  | at Mississippi State | Starkville, Miss. | L   | 78-87   | 4,576  |
| Dec. 9  | at Memphis           | Memphis, Tenn.    | W   | 91-89   | 20,926 |
| Dec. 13 | Mo.-Kansas City      | RGC               | W   | 107-100 | 4,347  |
| Dec. 23 | vs. Arkansas         | Pine Bluff, Ark.  | L   | 79-93   | 7,188  |

### ALL-COLLEGE TOURNAMENT

|         |                        |                      |   |        |       |
|---------|------------------------|----------------------|---|--------|-------|
| Dec. 28 | vs. New Mexico State   | Oklahoma City, Okla. | L | 77-81  | 2,010 |
| Dec. 29 | vs. New Orleans        | Oklahoma City, Okla. | L | 68-87  | 1,213 |
| Dec. 30 | vs. E. Tennessee State | Oklahoma City, Okla. | W | 96-86  | 1,500 |
| Jan. 10 | at UAB                 | Birmingham, Ala.     | L | 87-93  | 4,671 |
| Jan. 13 | at Centenary           | Shreveport, La.      | L | 96-107 | 1,099 |
| Jan. 15 | at Louisiana-Lafayette | Lafayette, La.       | L | 65-72  | 6,093 |
| Jan. 20 | Louisiana-Monroe       | RGC                  | L | 66-82  | 3,779 |
| Jan. 22 | Louisiana-Lafayette    | RGC                  | L | 64-66  | 1,953 |
| Jan. 24 | at Arkansas State      | Jonesboro, Ark.      | L | 60-72  | 2,123 |
| Jan. 27 | Mercer                 | RGC                  | W | 103-85 | 3,551 |
| Jan. 29 | UAB                    | RGC                  | L | 59-60  | 3,016 |
| Feb. 1  | at Louisiana-Monroe    | Monroe, La.          | L | 79-99  | 4,300 |
| Feb. 3  | at Northwestern State  | Natchitoches, La.    | W | 72-70  | 1,849 |
| Feb. 12 | vs. Tulane             | Biloxi, Miss.        | L | 74-75  | 1,238 |
| Feb. 15 | at Samford             | Birmingham, Ala.     | W | 86-75  | 1,150 |
| Feb. 17 | at Mercer              | Macon, Ga.           | L | 78-101 | 1,000 |
| Feb. 20 | Centenary              | RGC                  | W | 78-76  | 2,246 |
| Feb. 22 | at Tulane              | New Orleans, La.     | W | 94-80  | 1,578 |
| Feb. 26 | Northwestern State     | RGC                  | W | 85-76  | 2,941 |

|         |         |     |   |       |       |
|---------|---------|-----|---|-------|-------|
| Feb. 28 | Samford | RGC | W | 78-63 | 3,420 |
|---------|---------|-----|---|-------|-------|

## 1979-80

Record: 17-10; Home: 11-1, Away: 5-7, Neutral: 1-2

Coach M.K. Turk, Fourth year

Assistants: Micky Harrington, Mike Jones

Graduate Assistant: Robert McInnis

Captain: Kenny Smith

Attend: Total- 97,516; Home- 47,123; Home Avg.- 3,927

| DATE    | OPPONENT               | SITE              | W/L | SCORE  | ATT.  |
|---------|------------------------|-------------------|-----|--------|-------|
| Nov. 30 | vs. Alcorn State       | Biloxi, Miss.     | L   | 71-77  | 3,019 |
| Dec. 1  | vs. Cincinnati         | Biloxi, Miss.     | W   | 86-84  | 4,102 |
| Dec. 14 | Oregon Tech            | RGC               | W   | 64-54  | 3,323 |
| Dec. 15 | Indiana-SE             | RGC               | W   | 82-65  | 2,305 |
| Dec. 19 | vs. Ole Miss           | Jackson, Miss.    | L   | 65-68  | 5,213 |
| Dec. 22 | at Oklahoma            | Norman, Okla.     | L   | 61-78  | 3,179 |
| Jan. 3  | at Arkansas State      | Jonesboro, Ark.   | W   | 78-76  | 2,866 |
| Jan. 5  | at Eastern Kentucky    | Richmond, Ky.     | L   | 61-79  | 1,200 |
| Jan. 9  | at Louisiana Tech      | Ruston, La.       | L   | 62-67  | 1,326 |
| Jan. 12 | Louisiana-Lafayette    | RGC               | L   | 70-74  | 4,345 |
| Jan. 14 | Arkansas State         | RGC               | W   | 72-53  | 4,135 |
| Jan. 15 | Illinois College       | RGC               | W   | 102-70 | 2,573 |
| Jan. 17 | at Northwestern State  | Natchitoches, La. | W   | 74-61  | 1,049 |
| Jan. 19 | at Louisiana-Lafayette | Lafayette, La.    | L   | 77-86  | 5,800 |
| Jan. 21 | Eastern Kentucky       | RGC               | W   | 80-77  | 3,780 |
| Jan. 23 | at Memphis             | Memphis, Tenn.    | W   | 59-54  | 9,486 |
| Jan. 26 | Mercer                 | RGC               | W   | 72-63  | 3,607 |
| Jan. 28 | at Florida Southern    | Lakeland, Fla.    | L   | 66-68  | 3,800 |
| Jan. 31 | Northwestern State     | RGC               | W   | 78-66  | 2,309 |
| Feb. 2  | SIU Edwardsville       | RGC               | W   | 85-79  | 3,162 |
| Feb. 4  | at St. Louis           | St. Louis, Mo.    | W   | 69-52  | 2,502 |
| Feb. 7  | Tulane                 | RGC               | W   | 101-72 | 5,571 |
| Feb. 9  | Memphis                | RGC               | W   | 85-68  | 6,214 |
| Feb. 14 | at South Carolina      | Columbia, S.C.    | W   | 84-63  | 3,109 |
| Feb. 18 | St. Louis              | RGC               | W   | 86-73  | 7,304 |
| Feb. 23 | at Mercer              | Macon, Ga.        | L   | 70-71  | 1,000 |
| Feb. 25 | at Tulane              | New Orleans, La.  | L   | 78-79  | 1,237 |

## 1980-81

Record: 20-7; Home: 12-2, Away: 6-4, Neutral: 2-1

Coach M.K. Turk, Fifth year

Assistants: Micky Harrington, Mike Jones

Part-time Assistant: Robert McInnis

Captain: Joe Dawson

Attend: Total- 145,770; Home- 79,794; Home Avg.- 5,700

| DATE        | OPPONENT              | SITE             | W/L | SCORE | ATT.   |
|-------------|-----------------------|------------------|-----|-------|--------|
| Dec. 1      | Louisiana-Lafayette   | RGC              | W   | 72-67 | 4,251  |
| Dec. 3      | Eastern Kentucky      | RGC              | W   | 82-74 | 4,233  |
| Dec. 6      | at Memphis            | Memphis, Tenn.   | L   | 65-70 | 10,892 |
| Dec. 9      | Oklahoma              | RGC              | W   | 74-66 | 5,137  |
| Dec. 15     | vs. Mississippi State | Jackson, Miss.   | W   | 68-53 | 4,528  |
| Dec. 22     | vs. Arkansas          | Pine Bluff, Ark. | L   | 68-76 | 7,197  |
| Dec. 27     | Ind. State-Evansville | RGC              | W   | 75-72 | 4,635  |
| UAB CLASSIC |                       |                  |     |       |        |
| Dec. 29     | vs. Wagner            | Birmingham, Ala. | W   | 73-67 | 4,300  |

|         |                        |                   |   |       |        |
|---------|------------------------|-------------------|---|-------|--------|
| Dec. 30 | at UAB                 | Birmingham, Ala.  | L | 55-60 | 8,078  |
| Jan. 3  | Indiana-SE             | RGC               | W | 68-64 | 4,125  |
| Jan. 7  | at Marquette           | Milwaukee, Wisc.  | W | 84-72 | 10,552 |
| Jan. 10 | Biscayne               | RGC               | W | 81-69 | 6,334  |
| Jan. 12 | Louisiana Tech         | RGC               | W | 62-57 | 6,128  |
| Jan. 15 | at Louisiana-Lafayette | Lafayette, La.    | W | 79-74 | 5,017  |
| Jan. 22 | at Northwestern State  | Natchitoches, La. | L | 65-67 | 1,600  |
| Jan. 24 | at North Texas State   | Denton, Texas     | W | 72-66 | 3,900  |
| Jan. 29 | Texas Pan American     | RGC               | W | 81-68 | 6,523  |
| Feb. 2  | at Eastern Kentucky    | Richmond, Ky.     | W | 78-71 | 3,100  |
| Feb. 4  | at Texas Pan American  | Edinburg, Texas   | W | 68-67 | 4,390  |
| Feb. 7  | Tulane                 | RGC               | W | 71-61 | 8,237  |
| Feb. 9  | New Orleans            | RGC               | L | 79-82 | 5,223  |
| Feb. 11 | Memphis                | RGC               | W | 90-66 | 5,691  |
| Feb. 14 | North Texas State      | RGC               | W | 87-71 | 5,493  |
| Feb. 17 | NW Louisiana           | RGC               | W | 81-71 | 6,784  |
| Feb. 20 | at New Orleans         | New Orleans, La.  | W | 83-70 | 1,422  |
| Mar. 2  | at Tulane              | New Orleans, La.  | L | 80-84 | 1,000  |

### NATIONAL INVITATION TOURNAMENT

|         |            |     |   |       |       |
|---------|------------|-----|---|-------|-------|
| Mar. 12 | Holy Cross | RGC | L | 54-56 | 7,000 |
|---------|------------|-----|---|-------|-------|

## 1981-82

Record: 15-11; Home: 11-1, Away: 3-7, Neutral: 1-3

Coach M.K. Turk, Sixth year

Assistants: Mike Jones, Robert McInnis

Graduate Assistant: Greg Lackey

Captain: Joe Dawson

Attend: Total- 105,828; Home- 47,123; Home Avg.- 3,927

| DATE    | OPPONENT               | SITE           | W/L | SCORE  | ATT.  |
|---------|------------------------|----------------|-----|--------|-------|
| Nov. 28 | Missouri-St. Louis     | RGC            | W   | 91-71  | 8,961 |
| Nov. 30 | Pomona-Pitzer          | RGC            | W   | 107-71 | 3,256 |
| Dec. 3  | U.S. International     | RGC            | W   | 89-62  | 4,053 |
| Dec. 5  | at Louisiana-Lafayette | Lafayette, La. | L   | 64-66  | 8,178 |
| Dec. 7  | Louisiana Tech         | RGC            | W   | 60-47  | 3,269 |
| Dec. 16 | McNeese State          | RGC            | W   | 86-62  | 3,314 |

### COTTON STATES CLASSIC

|         |                       |                  |   |        |       |
|---------|-----------------------|------------------|---|--------|-------|
| Dec. 18 | vs. UAB               | Atlanta, Ga.     | L | 56-71  | 7,612 |
| Dec. 19 | vs. Northeastern      | Atlanta, Ga.     | L | 81-87  | 7,150 |
| Dec. 22 | vs. Arkansas          | Pine Bluff, Ark. | L | 54-63  | 7,124 |
| Jan. 4  | at N.C. State         | Raleigh, N.C.    | L | 45-46  | 8,200 |
| Jan. 6  | at Charlotte          | Charlotte, N.C.  | L | 70-74  | 2,140 |
| Jan. 9  | Tulane                | RGC              | L | 58-60  | 3,752 |
| Jan. 11 | Fredonia State        | RGC              | W | 88-65  | 2,564 |
| Jan. 14 | at Louisiana Tech     | Ruston, La.      | L | 58-60  | 2,230 |
| Jan. 18 | vs. New Orleans       | Biloxi, Miss.    | W | 73-66  | 1,501 |
| Jan. 21 | South Carolina        | RGC              | W | 76-67  | 3,932 |
| Jan. 23 | at Georgia State      | Atlanta, Ga.     | W | 61-54  | 452   |
| Jan. 25 | at VCU                | Richmond, Va.    | L | 60-71  | 3,000 |
| Jan. 28 | Texas Pan American    | RGC              | W | 101-79 | 3,637 |
| Feb. 6  | Georgia State         | RGC              | W | 83-68  | 3,624 |
| Feb. 9  | at North Texas        | Denton, Texas    | W | 75-68  | 2,900 |
| Feb. 11 | at Texas Pan American | Edinburg, Texas  | W | 83-75  | 2,394 |
| Feb. 15 | Louisiana-Lafayette   | RGC              | W | 84-75  | 2,882 |
| Feb. 17 | at Tulane             | New Orleans, La. | L | 62-74  | 3,267 |
| Feb. 20 | South Alabama         | RGC              | W | 86-73  | 3,876 |
| Feb. 25 | at New Orleans        | New Orleans, La. | L | 68-83  | 2,557 |



# All-Time Results

## 1982-83

Record: 14-14; Home: 8-5, Away: 5-7, Neutral: 1-2  
Metro: 3-9 (6th)

Coach M.K. Turk, Seventh year

Assistants: Mike Jones, Robert McInnis

Graduate Assistant: Jimmy Seay

Captain: Curtis Green & Larry Boyd

Attend: Total- 148,435; Home- 49,388; Home Avg.- 4,116

| DATE    | OPPONENT             | SITE              | W/L | SCORE  | ATT.  |
|---------|----------------------|-------------------|-----|--------|-------|
| Nov. 27 | Louisiana-Monroe     | RGC               | W   | 75-65  | 4,312 |
| Nov. 29 | at Mississippi State | Starkville, Miss. | L   | 58-81  | 3,742 |
| Nov. 30 | Wis.-Oshkosh         | RGC               | W   | 103-66 | 4,208 |

### IPTAY TOURNAMENT

|         |                        |                   |   |       |        |
|---------|------------------------|-------------------|---|-------|--------|
| Dec. 3  | vs. Furman             | Clemson, S.C.     | W | 56-53 | 5,000  |
| Dec. 4  | at Clemson             | Clemson, S.C.     | W | 60-58 | 7,500  |
| Dec. 6  | *Tulane                | RGC               | W | 50-48 | 5,475  |
| Dec. 18 | Indiana-SE             | RGC               | W | 91-45 | 2,074  |
| Dec. 21 | #vs. Arkansas          | Pine Bluff, Ark.  | L | 62-64 | 7,041  |
| Dec. 23 | *at Memphis            | Memphis, Tenn.    | L | 60-81 | 11,200 |
| Jan. 8  | *at Virginia Tech      | Blacksburg, Va.   | L | 69-74 | 9,824  |
| Jan. 13 | *at Florida State      | Tallahassee, Fla. | L | 82-94 | 3,589  |
| Jan. 15 | *at Tulane             | New Orleans, La.  | W | 62-61 | 4,951  |
| Jan. 20 | VCU                    | RGC               | L | 64-78 | 3,939  |
| Jan. 22 | *at Louisville         | Louisville, Ky.   | L | 48-63 | 16,613 |
| Jan. 24 | *Virginia Tech         | RGC               | L | 64-77 | 5,565  |
| Jan. 26 | #New Orleans           | RGC               | L | 74-91 | 4,202  |
| Jan. 29 | *Florida State         | RGC               | L | 65-71 | 4,821  |
| Jan. 31 | Texas-Pan American     | RGC               | W | 88-70 | 2,856  |
| Feb. 5  | Charlotte              | RGC               | W | 92-66 | 3,295  |
| Feb. 9  | at Texas-Pan American  | Edinburg, Texas   | W | 59-45 | 1,359  |
| Feb. 12 | Louisiana-Lafayette    | RGC               | L | 65-70 | 3,876  |
| Feb. 16 | #at New Orleans        | New Orleans, La.  | L | 81-82 | 2,288  |
| Feb. 19 | *at Cincinnati         | Cincinnati, Ohio  | W | 69-59 | 4,418  |
| Feb. 21 | Western Illinois       | RGC               | W | 85-69 | 2,641  |
| Feb. 26 | at Louisiana-Lafayette | Lafayette, La.    | L | 60-64 | 8,051  |
| Feb. 28 | East Tennessee State   | RGC               | W | 77-61 | 2,124  |
| Mar. 5  | at Western Illinois    | Macomb, Ill.      | W | 70-62 | 4,972  |

### METRO CONFERENCE TOURNAMENT

|         |                   |                  |   |       |       |
|---------|-------------------|------------------|---|-------|-------|
| Mar. 11 | vs. Virginia Tech | Cincinnati, Ohio | L | 68-79 | 8,499 |
|---------|-------------------|------------------|---|-------|-------|

\*Metro Conference game #Designated Metro Conference game

## 1983-84

Record: 13-15; Home: 9-4, Away: 1-11, Neutral: 3-0,  
Metro: 4-10 (7th)

Coach M.K. Turk, Eighth year

Assistants: Mike Jones, Robert McInnis

Graduate Assistant: Jimmy Seay

Captain: Curtis Green

Attend: Total- 167,694; Home- 54,493; Home Avg.- 4,192

| DATE    | OPPONENT            | SITE           | W/L | SCORE  | ATT.   |
|---------|---------------------|----------------|-----|--------|--------|
| Nov. 25 | vs. North Texas St. | Memphis, Tenn. | W   | 63-61  | 10,961 |
| Nov. 26 | vs. Tennessee State | Memphis, Tenn. | W   | 65-61  | 10,961 |
| Nov. 28 | Rollins             | RGC            | W   | 108-79 | 3,293  |

### ILLINI CLASSIC

|         |                      |                   |   |       |        |
|---------|----------------------|-------------------|---|-------|--------|
| Dec. 2  | vs. Eastern Illinois | Champaign, Ill.   | W | 79-65 | 10,364 |
| Dec. 3  | at Illinois          | Champaign, Ill.   | L | 47-78 | 11,841 |
| Dec. 6  | Mississippi State    | RGC               | W | 55-48 | 7,215  |
| Dec. 10 | at Murray State      | Murray, Ky.       | L | 63-64 | 3,967  |
| Dec. 15 | Tennessee Tech       | RGC               | W | 78-68 | 3,820  |
| Dec. 19 | at South Alabama     | Mobile, Ala.      | L | 71-73 | 3,744  |
| Dec. 21 | Pittsburgh State     | RGC               | W | 74-45 | 1,880  |
| Jan. 5  | at Louisiana-Monroe  | Monroe, La.       | L | 69-74 | 1,323  |
| Jan. 7  | *Florida State       | RGC               | L | 64-83 | 4,652  |
| Jan. 11 | *at Tulane           | New Orleans, La.  | L | 38-53 | 1,876  |
| Jan. 14 | *at Memphis          | Memphis, Tenn.    | L | 52-47 | 10,069 |
| Jan. 21 | *at Virginia Tech    | Blacksburg, Va.   | L | 55-89 | 9,200  |
| Jan. 23 | *at Cincinnati       | Cincinnati, Ohio  | W | 59-57 | 2,121  |
| Jan. 26 | Louisiana-Lafayette  | RGC               | W | 60-54 | 3,825  |
| Jan. 30 | *Louisville          | RGC               | L | 56-63 | 8,356  |
| Feb. 1  | Murray State         | RGC               | W | 58-56 | 2,204  |
| Feb. 4  | *at Florida State    | Tallahassee, Fla. | L | 74-78 | 3,714  |
| Feb. 6  | *Virginia Tech       | RGC               | L | 56-65 | 3,667  |
| Feb. 8  | *at Louisville       | Louisville, Ky.   | L | 56-63 | 16,347 |
| Feb. 11 | *Cincinnati          | RGC               | W | 73-56 | 2,888  |
| Feb. 20 | *Memphis             | RGC               | L | 67-69 | 6,015  |
| Feb. 23 | *South Carolina      | RGC               | W | 77-75 | 3,026  |
| Feb. 27 | *at South Carolina   | Columbia, S.C.    | L | 62-70 | 6,327  |
| Mar. 3  | *Tulane              | RGC               | W | 69-58 | 3,652  |

### METRO CONFERENCE TOURNAMENT

|        |            |                |   |       |        |
|--------|------------|----------------|---|-------|--------|
| Mar. 8 | at Memphis | Memphis, Tenn. | L | 58-86 | 10,386 |
|--------|------------|----------------|---|-------|--------|

\*Metro Conference game

## 1984-85

Record: 7-21; Home: 5-7, Away: 1-11, Neutral: 1-3  
Metro: 3-11 (8th)

Coach M.K. Turk, Ninth year

Assistants: Robert McInnis, Ralph Moore

Graduate Assistant: James Williams

Attend: Total- 181,636; Home- 46,615; Home Avg.- 3,885

| DATE    | OPPONENT         | SITE             | W/L | SCORE | ATT.  |
|---------|------------------|------------------|-----|-------|-------|
| Nov. 24 | Fairmont State   | RGC              | L   | 62-69 | 3,518 |
| Nov. 27 | at McNeese State | Lake Charles, La | W   | 74-56 | 3,000 |

### MID-SOUTH CLASSIC

|         |                        |                   |   |       |        |
|---------|------------------------|-------------------|---|-------|--------|
| Nov. 30 | vs. So. California     | Memphis, Tenn.    | L | 72-73 | 9,863  |
| Dec. 1  | vs. Arkansas State     | Memphis, Tenn.    | W | 65-64 | 10,903 |
| Dec. 3  | Louisiana-Monroe       | RGC               | L | 59-73 | 3,218  |
| Dec. 6  | Central Arkansas       | RGC               | W | 88-61 | 2,673  |
| Dec. 8  | at Louisiana-Lafayette | Lafayette, La.    | L | 62-73 | 8,251  |
| Dec. 11 | at Mississippi State   | Starkville, Miss. | L | 53-71 | 3,216  |

### VOLUNTEER CLASSIC

|         |                    |                   |   |       |        |
|---------|--------------------|-------------------|---|-------|--------|
| Dec. 14 | at Tennessee       | Knoxville, Tenn.  | L | 73-89 | 11,978 |
| Dec. 15 | vs. Iowa State     | Knoxville, Tenn.  | L | 72-73 | 11,978 |
| Dec. 17 | at Tennessee Tech  | Cookeville, Tenn. | L | 67-72 | 2,002  |
| Dec. 21 | South Alabama      | RGC               | L | 58-67 | 1,733  |
| Jan. 5  | Wis.-Parkside      | RGC               | W | 83-66 | 2,735  |
| Jan. 12 | *at Memphis        | Memphis, Tenn.    | L | 60-82 | 10,711 |
| Jan. 16 | *Louisville        | RGC               | W | 72-63 | 5,132  |
| Jan. 19 | *Virginia Tech     | RGC               | L | 68-72 | 5,165  |
| Jan. 21 | *Cincinnati        | RGC               | L | 58-59 | 4,073  |
| Jan. 26 | *Florida State     | RGC               | W | 77-63 | 5,483  |
| Jan. 28 | *at South Carolina | Columbia, S.C.    | L | 72-90 | 3,888  |
| Feb. 2  | *at Tulane         | New Orleans, La.  | L | 63-64 | 4,572  |
| Feb. 4  | *at Virginia Tech  | Blacksburg, Va.   | L | 80-96 | 7,268  |
| Feb. 6  | *South Carolina    | RGC               | W | 77-66 | 3,579  |
| Feb. 11 | *at Florida State  | Tallahassee, Fla. | L | 79-91 | 3,216  |
| Feb. 16 | *at Cincinnati     | Cincinnati, Ohio  | L | 65-66 | 6,082  |
| Feb. 26 | *at Louisville     | Louisville, Ky.   | L | 71-88 | 18,993 |
| Feb. 25 | *Memphis           | RGC               | L | 63-78 | 6,522  |
| Mar. 2  | *Tulane            | RGC               | L | 67-71 | 2,784  |

### METRO CONFERENCE TOURNAMENT

|        |             |                 |   |       |        |
|--------|-------------|-----------------|---|-------|--------|
| Mar. 7 | vs. Memphis | Louisville, Ky. | L | 58-68 | 19,000 |
|--------|-------------|-----------------|---|-------|--------|

\*Metro Conference game

## 1985-86

Record: 17-12; Home: 13-2, Away: 3-8, Neutral: 0-3  
Metro: 6-6 (Fourth)

Coach M.K. Turk, 10th year

Assistants: Robert McInnis, Ralph Moore

Graduate Assistant: Larry Boyd

Captain: Michael Jett

Attend: Total- 154,279; Home- 53,648; Home Avg.- 3,577

| DATE    | OPPONENT            | SITE         | W/L | SCORE  | ATT.  |
|---------|---------------------|--------------|-----|--------|-------|
| Nov. 30 | Missouri-St. Louis  | RGC          | W   | 82-65  | 2,536 |
| Dec. 2  | McNeese State       | RGC          | W   | 81-77  | 1,933 |
| Dec. 7  | at Louisiana-Monroe | Monroe, La.  | W   | 69-68  | 1,420 |
| Dec. 11 | Arkansas State      | RGC          | W   | 86-82  | 2,293 |
| Dec. 13 | at South Alabama    | Mobile, Ala. | W   | 84-82  | 2,273 |
| Dec. 16 | Tennessee Tech      | RGC          | W   | 106-93 | 2,135 |
| Dec. 18 | Oregon Tech         | RGC          | W   | 101-72 | 2,174 |

### GATOR BOWL TOURNAMENT

|         |                     |                    |   |        |        |
|---------|---------------------|--------------------|---|--------|--------|
| Dec. 20 | vs. Jacksonville    | Jacksonville, Fla. | L | 66-80  | 5,103  |
| Dec. 21 | vs. Texas A&M       | Jacksonville, Fla. | L | 61-81  | 5,103  |
| Dec. 28 | at Arkansas State   | Jonesboro, Ark.    | L | 71-80  | 3,672  |
| Jan. 2  | Fredonia State      | RGC                | W | 90-59  | 1,932  |
| Jan. 6  | *at Cincinnati      | Cincinnati, Ohio   | L | 63-76  | 4,593  |
| Jan. 8  | *at Virginia Tech   | Blacksburg, Va.    | L | 72-88  | 10,000 |
| Jan. 13 | *Louisville         | RGC                | L | 54-59  | 8,053  |
| Jan. 15 | at New Orleans      | New Orleans, La.   | L | 69-81  | 3,607  |
| Jan. 18 | *at Florida State   | Tallahassee, Fla.  | W | 94-92  | 3,632  |
| Jan. 20 | *Memphis            | RGC                | L | 64-68  | 7,758  |
| Jan. 25 | *South Carolina     | RGC                | W | 77-65  | 3,049  |
| Jan. 30 | Illinois Wesleyan   | RGC                | W | 95-88  | 1,805  |
| Feb. 6  | Louisiana-Lafayette | RGC                | W | 74-69  | 2,546  |
| Feb. 8  | *Florida State      | RGC                | W | 102-96 | 2,555  |
| Feb. 10 | *at South Carolina  | Columbia, S.C.     | W | 89-82  | 4,126  |
| Feb. 15 | *at Memphis         | Memphis, Tenn.     | L | 85-92  | 11,200 |
| Feb. 17 | *at Louisville      | Louisville, Ky.    | L | 74-83  | 19,240 |
| Feb. 22 | *Virginia Tech      | RGC                | W | 69-66  | 3,687  |
| Feb. 24 | *Cincinnati         | RGC                | W | 72-62  | 4,055  |
| Mar. 1  | New Orleans         | RGC                | W | 65-60  | 7,137  |

### METRO CONFERENCE TOURNAMENT

|        |                |                 |   |       |        |
|--------|----------------|-----------------|---|-------|--------|
| Mar. 7 | vs. Cincinnati | Louisville, Ky. | L | 74-75 | 19,083 |
|--------|----------------|-----------------|---|-------|--------|

### NATIONAL INVITATION TOURNAMENT

|         |            |                   |   |       |       |
|---------|------------|-------------------|---|-------|-------|
| Mar. 13 | at Florida | Gainesville, Fla. | L | 71-81 | 6,248 |
|---------|------------|-------------------|---|-------|-------|

\*Metro Conference game

## 1986-87

Record: 23-11; Home: 13-3, Away: 6-7, Neutral: 4-1  
Metro: 6-6 (T3rd)

Coach M.K. Turk, 11th year

Assistants: Robert McInnis, Ralph Moore

Graduate Assistant: Larry Boyd

Captain: Kenny Siler

Attend: Total- 225,182; Home- 73,845; Home Avg.- 4,615

| DATE    | OPPONENT           | SITE              | W/L | SCORE  | ATT.  |
|---------|--------------------|-------------------|-----|--------|-------|
| Dec. 1  | Louisiana-Monroe   | RGC               | W   | 84-69  | 5,920 |
| Dec. 8  | vs. Arkansas State | Pine Bluff, Ark.  | L   | 72-85  | 1,257 |
| Dec. 11 | South Alabama      | RGC               | W   | 101-80 | 5,676 |
| Dec. 13 | Central Arkansas   | RGC               | W   | 95-82  | 3,307 |
| Dec. 15 | Calif.-Riverside   | RGC               | W   | 87-66  | 2,671 |
| Dec. 18 | Georgia College    | RGC               | W   | 100-87 | 2,608 |
| Dec. 20 | North Texas St.    | RGC               | W   | 92-58  | 5,044 |
| Dec. 22 | at Tennessee Tech  | Cookeville, Tenn. | W   | 90-77  | 2,950 |
| Dec. 27 | Illinois Wesleyan  | RGC               | W   | 92-90  | 3,705 |

### TENNESSEE-CHATTANOOGA CLASSIC

|         |                        |                    |   |       |        |
|---------|------------------------|--------------------|---|-------|--------|
| Dec. 29 | vs. Samford            | Chattanooga, Tenn. | W | 87-77 | 4,533  |
| Dec. 30 | at Chattanooga         | Chattanooga, Tenn. | L | 70-75 | 5,136  |
| Jan. 5  | *at Cincinnati         | Cincinnati, Ohio   | W | 73-51 | 4,505  |
| Jan. 7  | *at South Carolina     | Columbia, S.C.     | L | 58-66 | 5,923  |
| Jan. 14 | *Louisville            | RGC                | W | 76-69 | 7,473  |
| Jan. 17 | *at Virginia Tech      | Blacksburg, Va.    | L | 72-85 | 6,485  |
| Jan. 22 | Jackson State          | RGC                | W | 79-68 | 3,480  |
| Jan. 24 | *Florida State         | RGC                | L | 74-94 | 5,556  |
| Jan. 26 | at McNeese State       | Lake Charles, La.  | W | 72-62 | 3,000  |
| Jan. 28 | at Louisiana-Lafayette | Lafayette, La.     | L | 72-73 | 3,889  |
| Jan. 31 | *South Carolina        | RGC                | W | 71-57 | 4,596  |
| Feb. 2  | *at Memphis            | Memphis, Tenn.     | W | 84-77 | 10,459 |
| Feb. 14 | *Memphis               | RGC                | L | 72-76 | 6,951  |
| Feb. 16 | *at Louisville         | Louisville, Ky.    | L | 84-85 | 15,617 |
| Feb. 19 |                        |                    |   |       |        |



# All-Time Results

|                                       |                |                |   |        |        |
|---------------------------------------|----------------|----------------|---|--------|--------|
| Mar. 2                                | *Cincinnati    | RGC            | W | 104-85 | 7,014  |
| Mar. 5                                | *Florida State | RGC            | L | 83-87  | 8,095  |
| <b>METRO CONFERENCE TOURNAMENT</b>    |                |                |   |        |        |
| Mar. 11                               | at Memphis     | Memphis, Tenn. | L | 84-97  | 11,200 |
| <b>NATIONAL INVITATION TOURNAMENT</b> |                |                |   |        |        |
| Mar. 18                               | Clemson        | RGC            | W | 74-69  | 7,116  |
| Mar. 23                               | at VCU         | Richmond, Va.  | L | 89-93  | 5,112  |

\*Metro Conference game

## 1988-89

Record: 10-17; Home: 7-6, Away: 3-8, Neutral: 0-3  
Metro: 2-10 (T6th)

Coach M.K. Turk, 13th year

Assistants: Robert McInnis, Ralph Moore

Part-time Assistant: Bryan Caldwell

Captain: Willie Brown

Attend: Total- 166,149, Home- 70,138, Home Avg.- 5,395

| DATE    | OPPONENT               | SITE | W/L | SCORE | ATT.  |
|---------|------------------------|------|-----|-------|-------|
| Nov. 19 | Bera, Australia (Exb.) | RGC  |     | 97-70 | 4,911 |
| Nov. 30 | Louisiana-Monroe       | RGC  | W   | 69-57 | 6,196 |

## GATOR BOWL TOURNAMENT

|        |                 |                    |   |       |       |
|--------|-----------------|--------------------|---|-------|-------|
| Dec. 2 | at Jacksonville | Jacksonville, Fla. | L | 76-80 | 3,192 |
| Dec. 3 | vs. Alabama     | Jacksonville, Fla. | L | 58-63 | 3,622 |

## PHOENIX N.C.A.A. BALL

|         |                        |                   |   |         |        |
|---------|------------------------|-------------------|---|---------|--------|
| Dec. 16 | vs. Bradley            | Tokyo, Japan      | L | 86-94   | 6,000  |
| Dec. 17 | vs. Iowa State         | Tokyo, Japan      | L | 72-74   | 6,000  |
| Dec. 18 | Nippon Mining (Exb.)   | Tokyo, Japan      |   | 96-77   | 6,000  |
| Dec. 28 | Marshall               | RGC               | L | 97-103  | 5,136  |
| Jan. 4  | *Memphis               | RGC               | L | 87-90   | 5,233  |
| Jan. 7  | *at Florida State      | Tallahassee, Fla. | L | 79-104  | 5,563  |
| Jan. 9  | *at Cincinnati         | Cincinnati, Ohio  | W | 85-84   | 3,394  |
| Jan. 11 | North Texas St.        | RGC               | W | 90-79   | 5,682  |
| Jan. 14 | at Arkansas State      | Jonesboro, Ark.   | L | 45-51   | 7,989  |
| Jan. 16 | at Chicago State       | Chicago, Ill.     | W | 84-78   | 750    |
| Jan. 21 | *Virginia Tech         | RGC               | W | 91-78   | 5,882  |
| Jan. 23 | New Orleans            | RGC               | W | 79-68   | 5,047  |
| Jan. 26 | *Louisville            | RGC               | L | 76-95   | 8,095  |
| Jan. 31 | SE Louisiana           | RGC               | W | 81-50   | 4,591  |
| Feb. 4  | *at Virginia Tech      | Blacksburg, Va.   | L | 92-107  | 7,821  |
| Feb. 6  | *at South Carolina     | Columbia, S.C.    | L | 63-105  | 7,678  |
| Feb. 9  | South Alabama          | RGC               | W | 94-92   | 4,769  |
| Feb. 11 | *Cincinnati            | RGC               | L | 70-82   | 4,990  |
| Feb. 15 | at Louisiana-Lafayette | Lafayette, La.    | W | 105-104 | 3,514  |
| Feb. 18 | *South Carolina        | RGC               | L | 61-68   | 4,839  |
| Feb. 22 | *at Louisville         | Louisville, Ky.   | L | 83-96   | 19,263 |
| Feb. 25 | *at Memphis            | Memphis, Tenn.    | L | 76-83   | 11,200 |
| Mar. 1  | Chicago State          | RGC               | W | 86-77   | 4,409  |
| Mar. 4  | *Florida State         | RGC               | L | 78-81   | 5,296  |

## METRO CONFERENCE TOURNAMENT

|         |                   |                |   |       |        |
|---------|-------------------|----------------|---|-------|--------|
| Mar. 10 | at South Carolina | Columbia, S.C. | L | 62-63 | 10,025 |
|---------|-------------------|----------------|---|-------|--------|

\*Metro Conference game

## 1989-90

Record: 20-12; Home: 12-1, Away: 4-9, Neutral: 4-2  
Metro: 9-5 (T2nd)

Coach M.K. Turk, 14th year

Assistants: Robert McInnis, Ralph Moore

Part-time Assistant: Bryan Caldwell

Co-Captains: Russell Johnson & Darrin Chancellor

Attend: Total- 224,106, Home- 76,730, Home Avg.- 6,394

| DATE                 | OPPONENT         | SITE               | W/L | SCORE | ATT.   |
|----------------------|------------------|--------------------|-----|-------|--------|
| <b>BIG APPLE NIT</b> |                  |                    |     |       |        |
| Nov. 15              | at LSU           | Baton Rouge, La.   | L   | 80-91 | 13,511 |
| Nov. 27              | Tennessee Tech   | RGC                | W   | 95-78 | 5,766  |
| Dec. 9               | Louisiana-Monroe | RGC                | W   | 85-81 | 2,110  |
| Dec. 18              | at Marshall      | Huntington, W.Va.  | W   | 76-74 | 5,311  |
| Dec. 21              | at Chattanooga   | Chattanooga, Tenn. | L   | 66-69 | 3,721  |

## BLUE ANGEL CLASSIC

|         |                     |                   |   |         |        |
|---------|---------------------|-------------------|---|---------|--------|
| Dec. 28 | vs. Bucknell        | Pensacola, Fla.   | W | 78-71   | 2,642  |
| Dec. 29 | vs. Auburn          | Pensacola, Fla.   | W | 84-73   | 2,570  |
| Jan. 3  | Northwestern State  | RGC               | W | 96-67   | 6,270  |
| Jan. 6  | *at Florida State   | Tallahassee, Fla. | L | 82-113  | 5,344  |
| Jan. 8  | at South Alabama    | Mobile, Ala.      | L | 83-91   | 5,120  |
| Jan. 11 | *Virginia Tech      | RGC               | W | 87-85   | 5,473  |
| Jan. 13 | *at Memphis         | Memphis, Tenn.    | L | 77-93   | 11,200 |
| Jan. 15 | Arkansas State      | RGC               | W | 85-65   | 6,151  |
| Jan. 17 | Appalachian State   | RGC               | W | 96-91   | 6,174  |
| Jan. 20 | Louisiana-Lafayette | RGC               | W | 106-104 | 7,024  |
| Jan. 22 | at New Orleans      | New Orleans, La.  | L | 75-77   | 2,777  |
| Jan. 27 | *at Cincinnati      | Cincinnati, Ohio  | W | 83-76   | 11,028 |
| Jan. 29 | *at Louisville      | Louisville, Ky.   | L | 88-105  | 19,236 |
| Jan. 31 | *Florida State      | RGC               | W | 84-72   | 6,992  |

|         |                    |                   |   |       |       |
|---------|--------------------|-------------------|---|-------|-------|
| Feb. 5  | *South Carolina    | RGC               | W | 82-65 | 6,304 |
| Feb. 7  | *at Virginia Tech  | Blacksburg, Va.   | W | 93-76 | 4,634 |
| Feb. 10 | *Memphis           | RGC               | W | 86-82 | 7,354 |
| Feb. 14 | *Tulane            | RGC               | W | 80-71 | 5,344 |
| Feb. 17 | *at South Carolina | Columbia, S.C.    | L | 62-74 | 5,962 |
| Feb. 19 | at McNeese State   | Lake Charles, La. | L | 60-62 | 3,005 |
| Feb. 22 | *Cincinnati        | RGC               | W | 70-63 | 5,783 |
| Mar. 1  | *at Tulane         | New Orleans, La.  | W | 92-88 | 2,497 |
| Mar. 3  | *Louisville        | RGC               | L | 71-73 | 8,095 |

## METRO CONFERENCE TOURNAMENT

|         |                   |               |   |       |        |
|---------|-------------------|---------------|---|-------|--------|
| Mar. 8  | vs. Virginia Tech | Biloxi, Miss. | W | 81-67 | 10,257 |
| Mar. 9  | vs. Cincinnati    | Biloxi, Miss. | W | 75-63 | 10,257 |
| Mar. 10 | vs. Louisville    | Biloxi, Miss. | L | 80-83 | 10,257 |

## NCAA EAST REGIONAL

|         |             |                 |   |       |        |
|---------|-------------|-----------------|---|-------|--------|
| Mar. 15 | vs. LaSalle | Hartford, Conn. | L | 63-79 | 15,937 |
|---------|-------------|-----------------|---|-------|--------|

\*Metro Conference game

## 1990-91

Record: 21-8; Home: 10-2, Away: 9-4, Neutral: 2-2  
Metro: 10-4 (1st)

Coach M.K. Turk, 15th year

Assistants: Robert McInnis, Ralph Moore

Part-time Assistant: John Ishee

Co-Captains: Russell Johnson & Darrin Chancellor

Attend: Total- 236,907; Home- 84,493; Home Avg- 7,041

| DATE    | OPPONENT          | SITE              | W/L | SCORE  | ATT.   |
|---------|-------------------|-------------------|-----|--------|--------|
| Nov. 30 | vs. Alabama       | Birmingham, Ala.  | W   | 84-82  | 16,847 |
| Dec. 3  | Hawaii-Loa        | RGC               | W   | 105-71 | 5,669  |
| Dec. 6  | at Tennessee Tech | Cookeville, Tenn. | L   | 78-84  | 4,320  |
| Dec. 15 | Louisiana-Monroe  | RGC               | W   | 84-72  | 5,687  |

## COWBOY SHOOTOUT

|         |                        |                   |   |         |        |
|---------|------------------------|-------------------|---|---------|--------|
| Dec. 28 | vs. Holy Cross         | Casper, Wyo.      | W | 89-86   | 7,401  |
| Dec. 29 | at Wyoming             | Casper, Wyo.      | W | 122-112 | 8,502  |
| Jan. 5  | *Florida State         | RGC               | W | 84-72   | 6,615  |
| Jan. 10 | *at South Carolina     | Columbia, S.C.    | W | 64-58   | 12,767 |
| Jan. 12 | *at Virginia Tech      | Blacksburg, Va.   | W | 101-99  | 6,746  |
| Jan. 17 | *Tulane                | RGC               | W | 64-57   | 7,514  |
| Jan. 19 | *Memphis               | RGC               | W | 87-77   | 8,095  |
| Jan. 21 | Texas-Pan American     | RGC               | W | 88-72   | 6,640  |
| Jan. 24 | *at Louisville         | Louisville, Ky.   | W | 84-81   | 19,363 |
| Jan. 26 | *Cincinnati            | RGC               | L | 69-76   | 7,346  |
| Jan. 30 | at Louisiana-Lafayette | Lafayette, La.    | W | 97-91   | 6,119  |
| Feb. 2  | *Louisville            | RGC               | W | 77-66   | 8,095  |
| Feb. 4  | at Appalachian State   | Boone, N.C.       | W | 98-74   | 4,535  |
| Feb. 7  | *Virginia Tech         | RGC               | W | 91-79   | 6,787  |
| Feb. 9  | *at Memphis            | Memphis, Tenn.    | W | 87-81   | 9,500  |
| Feb. 11 | at McNeese State       | Lake Charles, La. | W | 81-62   | 3,100  |
| Feb. 14 | South Alabama          | RGC               | L | 85-92   | 7,561  |
| Feb. 16 | *South Carolina        | RGC               | W | 62-58   | 7,437  |
| Feb. 18 | at Texas-Pan American  | Edinburg, Texas   | W | 88-77   | 4,176  |
| Feb. 20 | *at Cincinnati         | Cincinnati, Ohio  | L | 72-86   | 10,948 |
| Feb. 26 | *at Florida State      | Tallahassee, Fla. | L | 83-85   | 7,492  |
| Feb. 28 | SE Louisiana           | RGC               | W | 85-60   | 7,049  |
| Mar. 2  | *at Tulane             | New Orleans, La.  | L | 65-82   | 3,649  |

## METRO CONFERENCE TOURNAMENT

|        |                |              |   |       |       |
|--------|----------------|--------------|---|-------|-------|
| Mar. 7 | vs. Louisville | Roanoke, Va. | L | 76-83 | 6,245 |
|--------|----------------|--------------|---|-------|-------|

## NCAA EAST REGIONAL

|         |                |             |   |        |        |
|---------|----------------|-------------|---|--------|--------|
| Mar. 15 | vs. N.C. State | Laurel, Md. | L | 85-114 | 13,003 |
|---------|----------------|-------------|---|--------|--------|

\*Metro Conference game

## 1991-92

Record: 13-16; Home: 9-3, Away: 3-9, Neutral: 1-4  
Metro: 5-7 (T5th)

Coach M.K. Turk, 16th year

Assistants: Robert McInnis, Ralph Moore

Part-time Assistant: Greg Elliott

Co-Captains: Clarence Weatherspoon & Dallas Dale

Attend: Total- 220,833; Home- 69,420; Home Avg.- 5,785

| DATE    | OPPONENT              | SITE                | W/L | SCORE | ATT.   |
|---------|-----------------------|---------------------|-----|-------|--------|
| Nov. 27 | at South Alabama      | Mobile, Ala.        | W   | 81-75 | 11,150 |
| Dec. 3  | Louisiana-Lafayette   | RGC                 | W   | 83-65 | 6,122  |
| Dec. 5  | Hawaii-Loa            | RGC                 | W   | 98-80 | 5,770  |
| Dec. 7  | at East Tennessee St. | Johnson City, Tenn. | L   | 76-87 | 11,341 |
| Dec. 14 | at Auburn             | Auburn, Ala.        | L   | 78-93 | 4,114  |
| Dec. 17 | Tennessee Tech        | RGC                 | W   | 95-80 | 5,083  |
| Dec. 21 | vs. Alabama           | Biloxi, Miss.       | L   | 64-87 | 9,605  |
| Dec. 23 | vs. Chattanooga       | Chattanooga, Tenn.  | L   | 67-72 | 4,123  |

## BMA CLASSIC

|         |                      |                  |   |        |        |
|---------|----------------------|------------------|---|--------|--------|
| Dec. 27 | vs. Kansas           | Kansas City, Mo. | L | 76-109 | 14,961 |
| Dec. 28 | vs. Kansas State     | Kansas City, Mo. | L | 68-79  | 14,961 |
| Jan. 4  | at Arkansas State    | Jonesboro, Ar.   | L | 54-64  | 5,288  |
| Jan. 7  | East Tennessee State | RGC              | W | 79-63  | 4,854  |

|         |                   |                  |   |       |        |
|---------|-------------------|------------------|---|-------|--------|
| Jan. 18 | *Virginia Tech    | RGC              | W | 72-60 | 6,022  |
| Jan. 20 | Memphis           | RGC              | W | 67-59 | 6,853  |
| Jan. 23 | *at Louisville    | Louisville, Ky.  | L | 74-88 | 19,329 |
| Jan. 25 | *at VCU           | Richmond, Va.    | W | 70-68 | 5,871  |
| Jan. 30 | *at Tulane        | New Orleans, La. | L | 86-98 | 3,696  |
| Feb. 1  | *Charlotte        | RGC              | L | 69-77 | 6,142  |
| Feb. 6  | *VCU              | RGC              | L | 74-82 | 5,385  |
| Feb. 8  | *USF              | RGC              | W | 87-63 | 5,392  |
| Feb. 13 | *at Virginia Tech | Blacksburg, Va.  | W | 73-60 | 3,714  |
| Feb. 16 | at Memphis        | Memphis, Tenn.   | L | 61-80 | 14,248 |
| Feb. 20 | *at Charlotte     | Charlotte, N.C.  | L | 61-77 | 6,481  |
| Feb. 24 | McNeese State     | RGC              | W | 92-63 | 4,753  |
| Feb. 29 | *Louisville       | RGC              | W | 82-70 | 6,337  |
| Mar. 4  | *at USF           | Tampa, Fla.      | L | 72-78 | 8,147  |
| Mar. 7  | *Tulane           | RGC              | L | 70-80 | 6,707  |

## METRO CONFERENCE TOURNAMENT

|         |               |                 |   |       |           |
|---------|---------------|-----------------|---|-------|-----------|
| Mar. 13 | vs. USF       | Louisville, Ky. | W | 92-87 | 2ot 6,192 |
| Mar. 14 | vs. Charlotte | Louisville, Ky. | L | 72-76 | 8,192     |

\*Metro Conference game

## 1992-93

Record: 10-17; Home: 6-6, Away: 4-9, Neutral: 0-2  
Metro: 6-6 (T4th)

Coach M.K. Turk, 17th year

Assistants: Robert McInnis, Ralph Moore

Part-time Assistant: Greg Elliott

Co-Captains: Terry Cameron & Bernard Haslett

Attend: Total- 176,654, Home- 51,408, Home Avg.- 4,284

| DATE                   | OPPONENT               | SITE              | W/L | SCORE   | ATT.      |
|------------------------|------------------------|-------------------|-----|---------|-----------|
| <b>CARRIER CLASSIC</b> |                        |                   |     |         |           |
| Dec. 4                 | at Syracuse            | Syracuse, N.Y.    | L   | 75-103  | 22,991    |
| Dec. 5                 | vs. Marist             | Syracuse, N.Y.    | L   | 69-78   | 22,991    |
| Dec. 8                 | Louisiana-Monroe       | RGC               | L   | 67-79   | 4,091     |
| Dec. 12                | at Alabama             | Tuscaloosa, Ala.  | L   | 76-86   | 6,350     |
| Dec. 15                | Alcorn State           | RGC               | W   | 86-59   | 4,078     |
| Dec. 19                | Chattanooga            | RGC               | W   | 86-83   | 3,295     |
| Dec. 22                | at Tennessee Tech      | Cookeville, Tenn. | L   | 98-102  | 2,088     |
| Dec. 30                | *at VCU                | Richmond, Va.     | L   | 74-85   | 4,926     |
| Jan. 3                 | at Louisiana-Lafayette | Lafayette, La.    | W   | 78-69   | 5,857     |
| Jan. 7                 | *Virginia Tech         | RGC               | W   | 84-82   | 2ot 3,948 |
| Jan. 9                 | *at USF                | Tampa, Fla.       | W   | 95-81   | 4,947     |
| Jan. 12                | at Louisiana-Monroe    | Monroe, La.       | L   | 106-113 | ot 3,743  |
| Jan. 16                | *Tulane                | RGC               | L   | 71-84   | 6,017     |
| Jan. 21                | *Louisville            | RGC               | L   | 81-85   | 5,507     |
| Jan. 23                | *Charlotte             | RGC               | L   | 77-79   | 4,034     |
| Jan. 27                | South Alabama          | RGC               | W   | 68-67   | 4,462     |
| Jan. 30                | *at Tulane             | New Orleans, La.  | L   | 52-65   | 3,600     |
| Feb. 4                 | at Old Dominion        | Norfolk, Va.      | L   | 84-99   | 3,421     |
| Feb. 6                 | *at Louisville         | Louisville, Ky.   | L   | 71-86   | 19,194    |
| Feb. 10                | at Memphis             | Memphis, Tenn.    | L   | 82-95   | 13,107    |
| Feb. 20                | *at Charlotte          | Charlotte, N.C.   | W   | 76-69   | 6,549     |
| Feb. 22                | Auburn                 | RGC               | L   | 75-81   | 4,206     |
| Feb. 27                | *at Virginia Tech      | Blacksburg, Va.   | W   | 83-79   | 5,482     |
| Mar. 1                 | Old Dominion           | RGC               | L   | 105-113 | 3,905     |
| Mar. 4                 | *USF                   | RGC               | W   | 90-60   | 3,898     |
| Mar. 6                 | *VCU                   | RGC               | W   | 71-65   | 3,967     |

# All-Time Results

|         |                        |                  |   |       |        |
|---------|------------------------|------------------|---|-------|--------|
| Jan. 20 | *Charlotte             | RGC              | L | 63-64 | 4,035  |
| Jan. 22 | *at Louisville         | Louisville, Ky.  | L | 69-70 | 18,046 |
| Jan. 27 | *at VCU                | Richmond, Va.    | L | 76-79 | 3,785  |
| Jan. 29 | *at Virginia Tech      | Blacksburg, Va.  | W | 83-74 | 6,681  |
| Feb. 1  | Mississippi Valley St. | RGC              | W | 97-73 | 3,822  |
| Feb. 5  | *Virginia Tech         | RGC              | W | 59-55 | 4,276  |
| Feb. 10 | *at Charlotte          | Charlotte, N.C.  | L | 73-78 | 649    |
| Feb. 12 | *at USF                | Tampa, Fla.      | W | 73-68 | 3,556  |
| Feb. 16 | Memphis                | RGC              | W | 76-67 | 4,015  |
| Feb. 19 | *at Tulane             | New Orleans, La. | L | 79-84 | 3,389  |
| Feb. 22 | at Auburn+             | Auburn, Ala.     | L | 73-89 | 3,094  |
| Feb. 26 | *USF                   | RGC              | W | 68-67 | 3,556  |
| Mar. 2  | *Louisville            | RGC              | L | 75-82 | 4,944  |
| Mar. 5  | *Tulane                | RGC              | L | 82-83 | 4,176  |

**METRO CONFERENCE TOURNAMENT**

|         |                |               |   |       |       |
|---------|----------------|---------------|---|-------|-------|
| Mar. 11 | vs. Tulane     | Biloxi, Miss. | W | 79-60 | 4,479 |
| Mar. 12 | vs. Charlotte  | Biloxi, Miss. | W | 68-64 | 5,859 |
| Mar. 13 | vs. Louisville | Biloxi, Miss. | L | 61-69 | 7,516 |

**NATIONAL INVITATION TOURNAMENT**

|         |            |               |   |       |       |
|---------|------------|---------------|---|-------|-------|
| Mar. 17 | at Clemson | Clemson, S.C. | L | 85-96 | 4,400 |
|---------|------------|---------------|---|-------|-------|

\*Metro Conference game +Game forfeited by Auburn.

**1994-95**

Record: 17-13; Home: 10-3 Away: 4-8, Neutral: 3-2

Metro: 6-6 (T4th)

Coach: M.K. Turk, 19th year

Assistants: Robert McInnis, Ralph Moore, Greg Elliott

Captain: Glen Whisby

Attend: Total- 191,764, Home- 56,715, Home Avg.- 4,363

| DATE    | OPPONENT    | SITE | W/L | SCORE | ATT.  |
|---------|-------------|------|-----|-------|-------|
| Nov. 29 | Chattanooga | RGC  | W   | 68-63 | 3,672 |

**AMERITAS CLASSIC**

|         |                    |               |   |       |        |
|---------|--------------------|---------------|---|-------|--------|
| Dec. 2  | vs. Idaho State    | Lincoln, Neb. | L | 76-79 | 10,006 |
| Dec. 3  | vs. Morehead State | Lincoln, Neb. | L | 77-86 | 10,006 |
| Dec. 10 | Florida Tech       | RGC           | W | 88-73 | 3,445  |

**CELLULAR SOUTH SHOOTOUT**

|         |                        |                  |   |        |        |
|---------|------------------------|------------------|---|--------|--------|
| Dec. 17 | vs. Mississippi State  | Biloxi, Miss.    | W | 66-64  | 4,652  |
| Dec. 20 | at Louisiana-Monroe    | Monroe, La.      | W | 77-56  | 3,428  |
| Dec. 22 | Ole Miss               | RGC              | W | 76-69  | 6,055  |
| Dec. 29 | Southeastern La.       | RGC              | W | 89-62  | 4,121  |
| Jan. 7  | *Virginia Tech         | RGC              | L | 72-87  | 3,762  |
| Jan. 10 | at Louisiana-Lafayette | Lafayette, La.   | W | 85-78  | 5,126  |
| Jan. 14 | *at Louisville         | Louisville, Ky.  | W | 74-72  | 19,518 |
| Jan. 17 | at Memphis             | Memphis, Tenn.   | L | 71-81  | 9,119  |
| Jan. 19 | South Alabama          | RGC              | W | 100-76 | 4,088  |
| Jan. 21 | *at Charlotte          | Charlotte, N.C.  | L | 68-72  | 3,616  |
| Jan. 23 | Louisiana-Monroe       | RGC              | W | 78-64  | 3,543  |
| Jan. 28 | *Tulane                | RGC              | W | 79-55  | 5,709  |
| Feb. 2  | *at Virginia Tech      | Blacksburg, Va.  | L | 61-76  | 7,123  |
| Feb. 4  | *at VCU                | Richmond, Va.    | W | 74-66  | 6,016  |
| Feb. 7  | at Alabama             | Tuscaloosa, Ala. | L | 60-65  | 4,118  |
| Feb. 9  | *Charlotte             | RGC              | L | 59-64  | 3,923  |
| Feb. 11 | *VCU                   | RGC              | W | 78-69  | 3,679  |
| Feb. 16 | *Louisville            | RGC              | W | 74-63  | 5,610  |
| Feb. 18 | *USF                   | RGC              | W | 77-75  | 4,043  |
| Feb. 22 | Auburn                 | RGC              | L | 79-81  | 5,065  |
| Mar. 2  | *at USF                | Tampa, Fla.      | L | 66-80  | 5,192  |
| Mar. 4  | *at Tulane             | New Orleans, La. | L | 75-89  | 3,600  |

**METRO CONFERENCE TOURNAMENT**

|         |                   |                 |   |       |        |
|---------|-------------------|-----------------|---|-------|--------|
| Mar. 10 | vs. Virginia Tech | Louisville, Ky. | W | 82-66 | 5,395  |
| Mar. 11 | vs. Charlotte     | Louisville, Ky. | W | 60-56 | 15,011 |
| Mar. 12 | at Louisville     | Louisville, Ky. | L | 64-78 | 17,123 |

**NATIONAL INVITATION TOURNAMENT**

|         |                    |             |   |       |       |
|---------|--------------------|-------------|---|-------|-------|
| Mar. 16 | at St. Bonaventure | Olean, N.Y. | L | 70-75 | 6,000 |
|---------|--------------------|-------------|---|-------|-------|

\* Metro Conference Game

**1995-96**

Record: 12-15; Home: 7-7 Away: 4-7, Neutral: 1-1

C-USA: 6-8 (T6th)

Coach: M.K. Turk, 20th year

Assistants: Robert McInnis, John Neal, Chris Croft

Captain: Sam Jones

Attend: Total- 146,320; Home- 64,067; Home Avg.- 4,567

| DATE    | OPPONENT            | SITE               | W/L | SCORE   | ATT.      |
|---------|---------------------|--------------------|-----|---------|-----------|
| Nov. 20 | West Sydney (Exb.)  | RGC                | W   | 135-76  | 2,579     |
| Dec. 2  | Jackson State       | RGC                | W   | 68-61   | 4,751     |
| Dec. 4  | Louisiana-Lafayette | RGC                | W   | 80-76   | 3,682     |
| Dec. 7  | New Orleans         | RGC                | L   | 66-68   | 3,823     |
| Dec. 9  | Tampa               | RGC                | W   | 74-60   | 3,775     |
| Dec. 16 | Mississippi St.     | RGC                | L   | 69-72   | 8,095     |
| Dec. 19 | at Mississippi      | Oxford, Miss.      | L   | 107-113 | 2ot 3,440 |
| Dec. 21 | at Chattanooga      | Chattanooga, Tenn. | W   | 74-57   | 5,803     |

|         |                  |              |   |       |       |
|---------|------------------|--------------|---|-------|-------|
| Dec. 23 | at South Alabama | Mobile, Ala. | L | 50-66 | 3,158 |
|---------|------------------|--------------|---|-------|-------|

**GOSSNER FOODS CLASSIC**

|         |                  |                  |   |       |        |
|---------|------------------|------------------|---|-------|--------|
| Dec. 28 | vs. Buffalo      | Logan, Utah      | W | 77-71 | 6,363  |
| Dec. 29 | at Utah State    | Logan, Utah      | L | 65-77 | 6,363  |
| Jan. 3  | *UAB             | RGC              | W | 78-61 | 4,072  |
| Jan. 9  | Louisiana-Monroe | RGC              | W | 89-58 | 4,098  |
| Jan. 11 | *Cincinnati      | RGC              | L | 70-75 | 6,005  |
| Jan. 13 | *at DePaul       | Chicago, Ill.    | W | 82-67 | 5,973  |
| Jan. 21 | *at Louisville   | Louisville, Ky.  | L | 61-87 | 19,627 |
| Jan. 25 | *Tulane          | RGC              | L | 61-76 | 4,717  |
| Jan. 27 | *Memphis         | RGC              | L | 68-81 | 5,882  |
| Feb. 1  | *at Tulane       | New Orleans, La. | W | 62-61 | 3,600  |
| Feb. 6  | Alabama          | RGC              | L | 69-83 | 4,325  |
| Feb. 10 | *at USF          | Tampa, Fla.      | L | 57-63 | 4,155  |
| Feb. 12 | *at UAB          | Birmingham, Ala. | W | 67-64 | 4,312  |
| Feb. 18 | *Marquette       | RGC              | L | 55-58 | 3,801  |
| Feb. 20 | *at Memphis      | Memphis, Tenn.   | L | 66-91 | 13,651 |
| Feb. 24 | *USF             | RGC              | W | 59-51 | 3,469  |
| Feb. 28 | *Saint Louis     | RGC              | W | 62-46 | 3,572  |
| Mar. 2  | *at Charlotte    | Charlotte, N.C.  | L | 66-77 | 2,904  |

**CONFERENCE USA TOURNAMENT**

|        |                 |                |   |       |       |
|--------|-----------------|----------------|---|-------|-------|
| Mar. 6 | vs. Saint Louis | Memphis, Tenn. | L | 44-61 | 6,500 |
|--------|-----------------|----------------|---|-------|-------|

\*Conference USA Game

## James Green



**Eight Seasons:**

**1996-2004**

**Overall Record:**

**123-109 (.530)**

**1996-97**

Record: 12-15; Home: 9-3 Away: 2-11, Neutral: 1-1

C-USA: 6-8 (T8th)

Coach: James Green, First year

Assistants: Terry Reed, Jeff Norwood, Kyle Roane

Co-Captains: Damien Smith, George Scott, Mike Jones

Attend: Total- 168,002; Home- 47,126; Home Avg.- 3,927

| DATE    | OPPONENT            | SITE           | W/L | SCORE | ATT.  |
|---------|---------------------|----------------|-----|-------|-------|
| Nov. 22 | at Texas Tech       | Lubbock, Texas | L   | 79-96 | 7,513 |
| Nov. 26 | Jackson State       | RGC            | W   | 68-54 | 4,506 |
| Nov. 30 | at Louisiana-Monroe | Monroe, La.    | L   | 55-59 | 745   |
| Dec. 3  | South Alabama       | RGC            | W   | 55-36 | 3,460 |

**SUPER CHEVY SHOOTOUT**

|         |                        |                  |   |       |          |
|---------|------------------------|------------------|---|-------|----------|
| Dec. 6  | vs. La Salle           | Iowa City, Iowa  | L | 50-62 | 12,162   |
| Dec. 7  | vs. Grambling State    | Iowa City, Iowa  | W | 70-52 | 11,912   |
| Dec. 11 | Nicholls State         | RGC              | W | 75-56 | 3,514    |
| Dec. 14 | at New Orleans         | New Orleans, La. | L | 62-71 | 2,258    |
| Dec. 21 | at Louisiana-Lafayette | Lafayette, La.   | L | 63-84 | 2,483    |
| Dec. 23 | Texas Southern         | RGC              | W | 56-51 | 3,319    |
| Dec. 30 | at Oral Roberts        | Tulsa, Okla.     | L | 53-61 | 6,330    |
| Jan. 4  | *Marquette             | Milwaukee, Wis.  | L | 44-61 | 9,645    |
| Jan. 11 | *at Tulane             | New Orleans, La. | L | 63-79 | 3,100    |
| Jan. 18 | *UAB                   | RGC              | W | 74-59 | 4,366    |
| Jan. 21 | *DePaul                | RGC              | W | 56-48 | 3,810    |
| Jan. 25 | *at USF                | Tampa, Fla.      | W | 57-44 | 7,268    |
| Jan. 27 | *Tulane                | RGC              | L | 50-64 | 5,383    |
| Jan. 30 | *at Memphis            | Memphis, Tenn.   | L | 54-68 | 11,365   |
| Feb. 2  | *at Saint Louis        | St. Louis, Mo.   | W | 53-49 | 14,873   |
| Feb. 6  | *Houston               | RGC              | W | 81-64 | 3,693    |
| Feb. 9  | *USF                   | RGC              | W | 75-50 | 5,047    |
| Feb. 15 | *at UAB                | Birmingham, Ala. | L | 52-65 | 6,513    |
| Feb. 19 | Miss. Valley State     | RGC              | W | 70-66 | 3,042    |
| Feb. 22 | *Louisville            | RGC              | L | 72-75 | ot 5,040 |
| Feb. 25 | *at Cincinnati         | Cincinnati, Ohio | L | 49-63 | 13,176   |
| Mar. 2  | *Charlotte             | RGC              | L | 53-58 | 3,176    |

**CONFERENCE USA TOURNAMENT**

|        |                |                |   |       |        |
|--------|----------------|----------------|---|-------|--------|
| Mar. 5 | at Saint Louis | St. Louis, Mo. | L | 61-69 | 11,033 |
|--------|----------------|----------------|---|-------|--------|

**1997-98**

Record: 22-11; Home: 10-3, Away: 6-6, Neutral: 6-2

C-USA: 9-7 (3rd National)

Coach: James Green, Second year

Assistants: Terry Reed, Jeff Norwood, Kyle Roane

Captains: Jimmie Floyd, Kelly McCarty

Attend: Total- 161,393; Home- 51,170; Home Avg.- 3,936

| DATE    | OPPONENT         | SITE | W/L | SCORE | ATT.  |
|---------|------------------|------|-----|-------|-------|
| Nov. 17 | Louisiana-Monroe | RGC  | W   | 79-52 | 3,515 |

|         |                     |              |   |       |       |
|---------|---------------------|--------------|---|-------|-------|
| Nov. 21 | at Auburn           | Auburn, Ala. | L | 70-83 | 5,433 |
| Nov. 28 | Louisiana-Lafayette | RGC          | W | 78-65 | 3,449 |
| Nov. 29 | Jackson State       | RGC          | W | 44-40 | 4,608 |

**ARKANSAS-LITTLE ROCK TOURNAMENT**

|        |                   |                   |   |       |       |
|--------|-------------------|-------------------|---|-------|-------|
| Dec. 5 | vs. Elon          | Little Rock, Ark. | W | 67-49 | 2,113 |
| Dec. 6 | at AR-Little Rock | Little Rock, Ark. | W | 68-57 | 1,497 |
| Dec. 9 | at South Alabama  | Mobile, Ala.      | W | 52-47 | 2,458 |

**SAN JUAN CHRISTMAS SHOOTOUT**

|         |                        |                  |   |       |        |
|---------|------------------------|------------------|---|-------|--------|
| Dec. 21 | vs. Loyola-Chicago     | San Juan, P.R.   | W | 79-66 | 1,100  |
| Dec. 22 | vs. Iowa               | San Juan, P.R.   | L | 58-82 | 1,100  |
| Dec. 23 | vs. Oral Roberts       | San Juan, P.R.   | W | 73-62 | 1,100  |
| Dec. 27 | vs. Miss. Valley State | Jackson, Miss.   | W | 90-57 | 1,123  |
| Dec. 30 | Oral Roberts           | RGC              | W | 72-50 | 3,212  |
| Jan. 2  | Northern Iowa          | RGC              | W | 74-49 | 3,359  |
| Jan. 8  | *Houston               | RGC              | W | 63-43 | 3,528  |
| Jan. 10 | *USF                   | RGC              | W | 73-61 | 3,802  |
| Jan. 15 | *at Cincinnati         | Cincinnati, Ohio | L | 61-77 | 11,272 |
| Jan. 17 | *Charlotte             | RGC              | L | 56-60 | 5,128  |
| Jan. 20 | *at Memphis            | Memphis, Tenn.   | L | 67-79 | 11,839 |
| Jan. 22 | *at USF                | Tampa, Fla.      | L | 61-65 | 3,696  |
| Jan. 29 | *Marquette             | RGC              | L | 43-46 | 3,929  |
| Jan. 31 | *at DePaul             | Chicago, Ill.    | W | 77-67 | 3,413  |
| Feb. 5  | *at Tulane             | New Orleans, La. | W | 89-86 | 1,872  |
| Feb. 7  | *at Houston            | Houston, Texas   | W | 72-67 | 2,961  |
| Feb. 12 | *UAB                   | RGC              | W | 73-56 | 4,041  |
| Feb. 14 | *Memphis               | RGC              | W | 75-62 | 4,518  |
| Feb. 16 | *Saint Louis           | RGC              | L | 55-58 | 3,920  |
| Feb. 21 | *Tulane                | RGC              | W | 88-60 | 4,161  |
| Feb. 25 | *at Louisville         | Louisville, Ky.  | W | 72-62 | 18,224 |
| Feb. 28 | *at UAB                | Birmingham, Ala. | L | 81-93 | 6,773  |

**CONFERENCE USA TOURNAMENT**

|        |               |                  |   |       |        |
|--------|---------------|------------------|---|-------|--------|
| Mar. 4 | vs. Houston   | Cincinnati, Ohio | W | 73-57 | 9,164  |
| Mar. 5 | vs. Memphis   | Cincinnati, Ohio | W | 85-57 | 9,231  |
| Mar. 6 | vs. Charlotte | Cincinnati, Ohio | L | 53-65 | 10,663 |

**NATIONAL INVITATIONAL TOURNAMENT**

|         |           |              |   |       |       |
|---------|-----------|--------------|---|-------|-------|
| Mar. 11 | at Auburn | Auburn, Ala. | L | 62-77 | 5,191 |
|---------|-----------|--------------|---|-------|-------|

**1998-99**

Record: 14-16; Home: 8-6, Away: 4-8, Neutral 2-2

C-USA: 6-10 (2nd National)

Coach: James Green, Third year

Assistants: Terry Reed, Jeff Norwood, Kyle Roane

Captains: Neil Reed, Art Stapleton

Attend: Total- 154,493; Home- 63,288; Home Avg.- 4,219

| DATE    | OPPONENT            | SITE | W/L | SCORE | ATT.  |
|---------|---------------------|------|-----|-------|-------|
| Nov. 19 | Louisiana-Lafayette | RGC  | W   | 57-51 | 3,376 |
| Nov. 24 | South Alabama       | RGC  | W   | 56-43 | 3,367 |

**HONOLULU THANKSGIVING SHOOTOUT**

|         |                        |                  |   |       |          |
|---------|------------------------|------------------|---|-------|----------|
| Nov. 27 | vs. Hofstra            | Honolulu, Hawaii | W | 61-60 | 1,650    |
| Nov. 28 | vs. Illinois State     | Honolulu, Hawaii | L | 75-86 | 1,750    |
| Nov. 29 | vs. VCU                | Honolulu, Hawaii | W | 51-48 | ot 1,850 |
| Dec. 3  | Jackson State          | RGC              | L | 63-64 | 4,003    |
| Dec. 5  | at Louisiana-Lafayette | Lafayette, La.   | L | 47-56 | 5,824    |
| Dec. 8  | Nicholls State         | RGC              | W | 67-44 | 3,259    |

# All-Time Results

## 1999-2000

Record: 17-12; Home 9-4; Away 5-7; Neutral 3-1  
 C-USA: 7-9 (3rd National)  
 Coach: James Green, Fourth year  
 Assistant Coaches: Robbie Laing, Jeff Norwood,  
 Kyle Roane  
 Captain: Mel Cauthen

Attend: Total- 148,701; Home- 44,061; Home Avg.- 31,389

| DATE    | OPPONENT     | SITE | W/L | SCORE | ATT. |
|---------|--------------|------|-----|-------|------|
| Nov. 21 | Alcorn State | RGC  | W   | 88-58 | 4330 |

### HOOP & QUILL TOURNAMENT

|         |                        |                  |   |       |        |
|---------|------------------------|------------------|---|-------|--------|
| Nov. 26 | vs. Nebraska           | St. Charles, Mo. | W | 75-48 | 1,972  |
| Nov. 27 | vs. Evansville         | St. Charles, Mo. | W | 77-71 | 2,162  |
| Nov. 28 | vs. Murray State       | St. Charles, Mo. | W | 65-62 | 2,428  |
| Nov. 30 | New Orleans            | RGC              | W | 61-51 | 3,463  |
| Dec. 4  | at South Alabama       | Mobile, Ala.     | W | 62-47 | 2,989  |
| Dec. 7  | at Louisiana-Monroe    | Monroe, La.      | L | 63-77 | 2,124  |
| Dec. 11 | at Louisiana-Lafayette | Lafayette, La.   | W | 65-47 | 4,013  |
| Dec. 21 | Troy State             | RGC              | W | 61-46 | 2,641  |
| Dec. 27 | Jackson State          | RGC              | W | 73-65 | 2,923  |
| Dec. 30 | at Auburn              | Auburn, Ala.     | L | 50-56 | 10,500 |
| Jan. 5  | *Houston               | RGC              | W | 82-76 | 3,151  |
| Jan. 8  | *at Louisville         | Louisville, Ky.  | L | 67-69 | 19,346 |
| Jan. 15 | *Tulane                | RGC              | L | 53-54 | 3,563  |
| Jan. 19 | *at UAB                | Birmingham, Ala. | L | 57-73 | 4,345  |
| Jan. 22 | *at USF                | Tampa, Fla.      | L | 51-73 | 4,404  |
| Jan. 29 | *Memphis               | RGC              | W | 67-66 | 3,783  |
| Jan. 31 | Centenary              | RGC              | W | 61-47 | 2,829  |
| Feb. 2  | *Marquette             | RGC              | L | 67-79 | 3,273  |
| Feb. 5  | *at Tulane             | New Orleans, La. | W | 72-71 | 1,798  |
| Feb. 9  | *Charlotte             | RGC              | L | 52-66 | 3,289  |
| Feb. 12 | *at Memphis            | Memphis, Tenn.   | W | 79-73 | 10,742 |
| Feb. 16 | *Saint Louis           | RGC              | W | 71-48 | 3,011  |
| Feb. 19 | *UAB                   | RGC              | W | 83-71 | 3,266  |
| Feb. 23 | *at Cincinnati         | Cincinnati, Ohio | L | 69-95 | 13,176 |
| Feb. 26 | *USF                   | RGC              | L | 81-88 | 4,539  |
| Mar. 1  | *at Houston            | Houston, Texas   | W | 67-65 | 3,106  |
| Mar. 4  | *at DePaul             | Chicago, Ill.    | L | 51-82 | 9,816  |

### CONFERENCE USA TOURNAMENT

|        |                 |                |   |       |       |
|--------|-----------------|----------------|---|-------|-------|
| Mar. 8 | vs. Saint Louis | Memphis, Tenn. | L | 51-59 | 9,719 |
|--------|-----------------|----------------|---|-------|-------|

## 2000-2001

Record: 22-9; Home 12-2; Away 7-6; Neutral 3-1  
 C-USA: 11-5 (First National, Tie First Overall)  
 Coach: James Green, Fifth year  
 Assistant Coaches: Luster Goodwin, Jeff Norwood,  
 Kyle Roane (Asst. Head Coach)  
 Captains: Mel Cauthen, Vandarel Jones  
 Attend: Total- 198,374; Home- 54,309;  
 Home Avg.- 3,879

| DATE | OPPONENT | SITE | W/L | SCORE | ATT. |
|------|----------|------|-----|-------|------|
|------|----------|------|-----|-------|------|

### JOHN THOMPSON CLASSIC

|         |                    |                    |   |       |        |
|---------|--------------------|--------------------|---|-------|--------|
| Nov. 17 | vs. Louisiana Tech | Fayetteville, Ark. | W | 70-63 | 532    |
| Nov. 18 | at Arkansas        | Fayetteville, Ark. | W | 63-54 | 16,372 |
| Nov. 21 | Alcorn State       | RGC                | W | 88-62 | 3,235  |
| Nov. 28 | South Alabama      | RGC                | W | 54-43 | 3,263  |

### IOWA STATE TRIBUTE CLASSIC

|         |                      |                  |   |       |        |
|---------|----------------------|------------------|---|-------|--------|
| Dec. 1  | vs. Western Illinois | Ames, Iowa       | W | 84-51 | 13,194 |
| Dec. 2  | at Iowa State        | Ames, Iowa       | L | 67-69 | 13,594 |
| Dec. 5  | Jackson State        | RGC              | W | 90-67 | 3,722  |
| Dec. 9  | at UNO               | New Orleans, La. | W | 82-68 | 658    |
| Dec. 16 | Arkansas State       | RGC              | W | 76-71 | 2,809  |
| Dec. 19 | Arkansas Tech        | RGC              | W | 87-41 | 3,044  |
| Dec. 27 | *at Memphis          | Memphis, Tenn.   | W | 75-67 | 19,055 |
| Dec. 30 | at Auburn            | Auburn, Ala.     | L | 69-73 | 10,500 |
| Jan. 6  | *at USF              | Tampa, Fla.      | L | 49-59 | 4,937  |
| Jan. 10 | *DePaul              | RGC              | W | 63-49 | 4,138  |
| Jan. 13 | *at UAB              | Birmingham, Ala. | W | 64-52 | 5,291  |
| Jan. 18 | Louisiana-Lafayette  | RGC              | W | 76-61 | 3,182  |
| Jan. 21 | *Louisville          | RGC              | W | 69-60 | 4,414  |
| Jan. 24 | *Houston             | RGC              | W | 72-51 | 3,509  |
| Jan. 27 | *at Charlotte        | Charlotte, N.C.  | L | 60-71 | 6,857  |
| Jan. 30 | *at Marquette        | Marquette, Wis.  | W | 78-65 | 11,543 |
| Feb. 3  | *UAB                 | RGC              | L | 59-71 | 3,520  |
| Feb. 7  | *at Tulane           | New Orleans, La. | L | 69-80 | 2,431  |
| Feb. 10 | *Cincinnati          | RGC              | L | 52-64 | 4,835  |
| Feb. 14 | *at Houston          | Houston, Texas   | L | 62-58 | 2,321  |
| Feb. 17 | *at Saint Louis      | St. Louis, Mo.   | W | 69-67 | 13,797 |
| Feb. 24 | *Tulane              | RGC              | W | 78-63 | 3,812  |
| Feb. 28 | *Memphis             | RGC              | W | 74-55 | 4,179  |
| Mar. 3  | *USF                 | RGC              | W | 83-77 | 6,647  |

### OCC CONFERENCE USA TOURNAMENT

|        |                 |                 |   |       |       |
|--------|-----------------|-----------------|---|-------|-------|
| Mar. 8 | vs. Saint Louis | Louisville, Ky. | W | 63-54 | 8,602 |
|--------|-----------------|-----------------|---|-------|-------|

|        |               |                 |   |       |       |
|--------|---------------|-----------------|---|-------|-------|
| Mar. 9 | vs. Charlotte | Louisville, Ky. | L | 63-75 | 9,486 |
|--------|---------------|-----------------|---|-------|-------|

### NATIONAL INVITATION TOURNAMENT

|         |                      |                   |   |       |       |
|---------|----------------------|-------------------|---|-------|-------|
| Mar. 14 | at Mississippi State | Starkville, Miss. | L | 68-75 | 4,895 |
|---------|----------------------|-------------------|---|-------|-------|

\* Conference USA Game

## 2001-2002

Record: 10-17; Home 8-5; Away 2-10; Neutral 0-2  
 C-USA: 4-12 (Seventh National; 13th overall)  
 Coach: James Green, Sixth Year  
 Assistant Coaches: Luster Goodwin, Jeff Norwood,  
 Kyle Roane (Asst. Head Coach)  
 Captain: Dante Stiggers

Attendance: Total- 206,238; Home- 54,309; Home Avg.- 3,879

| DATE | OPPONENT | SITE | W/L | SCORE | ATT. |
|------|----------|------|-----|-------|------|
|------|----------|------|-----|-------|------|

|         |               |     |   |       |       |
|---------|---------------|-----|---|-------|-------|
| Nov. 17 | Jackson State | RGC | W | 83-58 | 3,102 |
|---------|---------------|-----|---|-------|-------|

### HISPANIC COLLEGE FUND CLASSIC

|         |                     |                   |   |       |        |
|---------|---------------------|-------------------|---|-------|--------|
| Nov. 23 | vs. West Virginia   | Albuquerque, N.M. | L | 59-66 | 14,230 |
| Nov. 24 | vs. Pacific         | Albuquerque, N.M. | L | 50-65 | 14,875 |
| Nov. 27 | Alcorn State        | RGC               | W | 66-60 | 2,714  |
| Dec. 1  | at Arkansas State   | Jonesboro, Ark.   | L | 81-65 | 5,187  |
| Dec. 5  | at South Alabama    | Mobile, Ala.      | W | 76-66 | 2,853  |
| Dec. 15 | Morris Brown        | RGC               | W | 73-47 | 2,755  |
| Dec. 18 | Millsaps            | RGC               | W | 64-51 | 2,721  |
| Dec. 20 | Western Kentucky    | RGC               | L | 50-74 | 2,855  |
| Dec. 29 | at Auburn           | Auburn, Ala.      | L | 55-64 | 9,300  |
| Jan. 5  | *at Memphis         | Memphis, Tenn.    | L | 53-75 | 17,624 |
| Jan. 8  | *at USF             | Tampa, Fla.       | L | 54-74 | 4,064  |
| Jan. 12 | *UAB                | RGC               | W | 50-36 | 4,032  |
| Jan. 15 | *Tulane             | RGC               | L | 61-70 | 3,057  |
| Jan. 10 | *Memphis            | RGC               | L | 64-73 | 4,310  |
| Jan. 23 | *at Houston         | Houston, Texas    | L | 66-74 | 3,107  |
| Jan. 26 | *TCU                | Ft. Worth, Texas  | L | 61-75 | 3,879  |
| Jan. 29 | *Saint Louis        | RGC               | W | 67-46 | 2,977  |
| Feb. 2  | *at Tulane          | New Orleans, La.  | L | 61-66 | 2,087  |
| Feb. 5  | *Houston            | RGC               | L | 60-68 | 2,839  |
| Feb. 9  | *Marquette          | RGC               | L | 58-72 | 3,114  |
| Feb. 12 | *at East Carolina   | Greenville, N.C.  | L | 58-61 | 4,847  |
| Feb. 15 | *at Cincinnati      | Cincinnati, Ohio  | L | 37-89 | 13,176 |
| Feb. 19 | at Ark.-Little Rock | Little Rock, Ark. | W | 60-53 | 3,002  |
| Feb. 23 | *TCU                | RGC               | W | 81-68 | 3,627  |
| Feb. 26 | *at UAB             | Birmingham, Ala.  | L | 56-66 | 3,219  |
| Mar. 2  | *USF                | RGC               | W | 92-75 | 3,221  |

## 2002-2003

Record: 13-16; Home: 11-3; Away: 0-11; Neutral: 2-2  
 C-USA: 5-11 (12th)  
 Coach: James Green, Seventh Year  
 Assistant Coaches: Luster Goodwin, Jeff Norwood,  
 Kyle Roane (Asst. Head Coach)  
 Captains: Mario Myles, Dante Stiggers

Attendance: Total- 157,607; Home- 47,027; Home Avg.- 3,359

| DATE | OPPONENT | SITE | W/L | SCORE | ATT. |
|------|----------|------|-----|-------|------|
|------|----------|------|-----|-------|------|

|         |               |     |   |       |       |
|---------|---------------|-----|---|-------|-------|
| Nov. 22 | Alcorn State  | RGC | W | 78-70 | 3,086 |
| Nov. 25 | Jackson State | RGC | W | 80-62 | 3,195 |
| Nov. 27 | Troy State    | RGC | W | 77-70 | 2,911 |
| Nov. 30 | South Alabama | RGC | W | 89-78 | 3,260 |

### GAZETTE HAWKEYE CHALLENGE

|         |                     |                    |   |       |        |
|---------|---------------------|--------------------|---|-------|--------|
| Dec. 6  | vs. Jacksonville    | Iowa City, Iowa    | W | 62-61 | 12,868 |
| Dec. 7  | at Iowa             | Iowa City, Iowa    | L | 63-65 | 12,388 |
| Dec. 14 | Arkansas State      | RGC                | L | 48-64 | 2,886  |
| Dec. 18 | at Western Kentucky | Bowling Green, Ky. | L | 54-64 | 4,270  |
| Dec. 21 | UALR                | RGC                | W | 70-54 | 2,112  |
| Dec. 30 | at Auburn           | Auburn, Ala.       | L | 46-92 | 6,000  |
| Jan. 4  | Murray State        | RGC                | W | 56-54 | 2,702  |
| Jan. 8  | *TCU                | RGC                | W | 72-64 | 3,292  |
| Jan. 11 | *Memphis            | RGC                | W | 84-67 | 4,984  |
| Jan. 14 | *at USF             | Tampa, Fla.        | L | 65-74 | 3,842  |
| Jan. 18 | *at UAB             | Birmingham, Ala.   | L | 71-84 | 5,612  |
| Jan. 25 | *vs Houston         | Biloxi, Miss.      | L | 75-76 | 5,402  |
| Jan. 29 | *Louisville         | RGC                | L | 65-94 | 6,308  |
| Feb. 1  | *at Memphis         | Memphis, Tenn.     | L | 62-80 | 16,351 |
| Feb. 4  | *UAB                | RGC                | W | 82-80 | 2,978  |
| Feb. 8  | *at East Carolina   | Greenville, N.C.   | L | 57-80 | 5,512  |
| Feb. 12 | *at TCU             | Fort Worth, Texas  | L | 78-85 | 4,135  |
| Feb. 15 | *DePaul             | RGC                | L | 69-74 | 2,935  |
| Feb. 18 | *at Houston         | Houston, Texas     | L | 42-46 | 3,286  |
| Feb. 22 | *Tulane             | RGC                | W | 76-72 | 3,461  |
| Feb. 26 | *at Charlotte       | Charlotte, N.C.    | L | 68-77 | 6,988  |
| Mar. 1  | *USF                | RGC                | W | 70-62 | 2,917  |
| Mar. 8  | *at Tulane          | New Orleans, La.   | L | 61-74 | 1,452  |

### CONFERENCE USA TOURNAMENT

|         |                |                 |   |       |       |
|---------|----------------|-----------------|---|-------|-------|
| Mar. 12 | vs. Cincinnati | Louisville, Ky. | W | 63-61 | 9,217 |
|---------|----------------|-----------------|---|-------|-------|

|         |                 |                 |   |       |        |
|---------|-----------------|-----------------|---|-------|--------|
| Mar. 13 | vs. Saint Louis | Louisville, Ky. | L | 56-69 | 10,138 |
|---------|-----------------|-----------------|---|-------|--------|

\* Conference game

## 2003-2004

Record: 13-15; Home: 8-4; Away: 3-10; Neutral: 2-1  
 C-USA: 6-10 (10th)  
 Coach: James Green, Eighth Year  
 Assistant Coaches: Darrin Chancellor, Jeff Norwood,  
 Quinn Strander  
 Captains: Charles Gaines, Dante Stiggers

Attendance: Total- 149,327; Home- 47,883; Home Avg.- 3,683

| DATE | OPPONENT | SITE | W/L | SCORE | ATT. |
|------|----------|------|-----|-------|------|
|------|----------|------|-----|-------|------|

|         |                 |             |   |       |       |
|---------|-----------------|-------------|---|-------|-------|
| Nov. 21 | Alcorn State    | RGC         | W | 79-67 | 2,912 |
| Nov. 25 | Texas Southern  | RGC         | W | 77-63 | 2,664 |
| Nov. 29 | at Murray State | Murray, Ky. | L | 54-94 | 3,280 |

### WINTHROP TOURNAMENT

|         |                   |                   |   |       |        |
|---------|-------------------|-------------------|---|-------|--------|
| Dec. 5  | vs Hampton        | Rock Hill, S.C.   | W | 59-57 | 1,550  |
| Dec. 6  | vs Samford        | Rock Hill, S.C.   | W | 81-61 | 1,551  |
| Dec. 13 | at Arkansas State | Jonesboro, Ark.   | L | 71-78 | 4,411  |
| Dec. 17 | Georgia Southern  | RGC               | W | 95-91 | 2,582  |
| Dec. 20 | at LSU            | Baton Rouge, La.  | L | 50-65 | 7,577  |
| Dec. 22 | William Carey     | RGC               | W | 91-59 | 4,458  |
| Dec. 30 | at Auburn         | Auburn, Ala.      | L | 60-78 | 5,569  |
| Jan. 4  | UNO               | RGC               | W | 61-59 | 2,423  |
| Jan. 7  | *at Louisville    | Louisville, Ky.   | L | 42-76 | 19,319 |
| Jan. 10 | *Memphis          | RGC               | W | 66-63 | 3,764  |
| Jan. 13 | *at Saint Louis   | St. Louis, Mo.    | L | 55-56 | 8,161  |
| Jan. 16 | *Marquette        | Green Bay, Wis. % | W | 83-61 | 8,181  |
| Jan. 24 | *Cincinnati       | RGC               | L | 47-83 | 5,327  |
| Jan. 28 | *at TCU           | Ft. Worth, Texas  | L | 67-79 | 4,138  |
| Jan. 31 | *at Tulane        | New Orleans, La.  | W | 64-58 | 2,154  |
| Feb. 3  | *at Houston       | Houston, Texas    | W | 75-72 | 3,062  |
| Feb. 11 | *UAB              | RGC               | L | 65-69 | 2,906  |
| Feb. 13 | *at USF           | Tampa, Fla.       | L | 60-68 | 2,891  |
| Feb. 18 | *Houston          | RGC               | W | 70-48 | 3,063  |
| Feb. 21 | *Charlotte        | RGC               | L | 72-78 | 3,332  |
| Feb. 24 | *at Memphis       | Memphis, Tenn.    | L | 56-74 | 15,043 |
| Feb. 28 | *at DePaul        | Chicago, Ill.     | L | 51-80 | 8,861  |
| Mar. 3  | *Tulane           | RGC               | W | 70-60 | 3,261  |
| Mar. 6  | *East Carolina    | RGC               | L | 50-63 | 3,010  |

### CONFERENCE USA TOURNAMENT

|         |                 |                  |   |       |        |
|---------|-----------------|------------------|---|-------|--------|
| Mar. 10 | vs. Saint Louis | Cincinnati, Ohio | L | 46-52 | 13,877 |
|---------|-----------------|------------------|---|-------|--------|

\*Conference game

## Larry Eustachy



### Four Seasons:

2004-08

### Overall Record:

60-63 (.488)

## 2004-2005

Record: 11-17; Home: 7-6; Away: 1-9; Neutral: 3-2  
 C-USA: 2-14 (14th)

Coach: Larry Eustachy, First Year

Assistant Coaches: Steve Barnes, Nate Loenser,  
 Ricky Wilson

Captains: David Haywood, Dante Stiggers

Attendance: Total- 155,520; Home- 54,240; Home Avg.- 4,172

| DATE | OPPONENT | SITE | W/L | SCORE | ATT. |
|------|----------|------|-----|-------|------|
|------|----------|------|-----|-------|------|

### JIM THORPE CLASSIC

|         |                         |            |   |        |       |
|---------|-------------------------|------------|---|--------|-------|
| Nov. 20 | vs. Georgia State       | Reno, Nev. | L | 68-70  | 6,055 |
| Nov. 21 | vs. CU-COlorado Springs | Reno, Nev. | W | 75-61  | 5,750 |
| Nov. 24 | Southwestern La.        | RGC        | W | 65-62  | 3,736 |
| Nov. 27 | McNeese State           | RGC        | W | 100-77 | 4,084 |



# All-Time Results

|         |                   |                  |   |       |        |
|---------|-------------------|------------------|---|-------|--------|
| Jan. 15 | *at Houston       | Houston, Texas   | L | 53-63 | 3,883  |
| Jan. 19 | *Saint Louis      | RGC              | L | 63-65 | 3,543  |
| Jan. 22 | *Tulane           | RGC              | W | 61-60 | 3,873  |
| Jan. 29 | *DePaul           | RGC              | L | 48-70 | 4,258  |
| Feb. 2  | *USF              | RGC              | L | 61-72 | 3,709  |
| Feb. 5  | *at Marquette     | Milwaukee, Wis.  | L | 72-81 | 14,185 |
| Feb. 9  | *at Tulane        | New Orleans, La. | L | 72-75 | 1,384  |
| Feb. 12 | *Houston          | RGC              | L | 53-75 | 3,589  |
| Feb. 16 | *at Cincinnati    | Cincinnati, Ohio | L | 51-83 | 10,159 |
| Feb. 19 | *Memphis          | RGC              | L | 73-85 | 3,782  |
| Feb. 23 | *at East Carolina | Greenville, N.C. | L | 66-77 | 4,826  |
| Feb. 26 | *at Charlotte     | Charlotte, N.C.  | L | 58-81 | 9,105  |
| Mar. 5  | *TCU              | RGC              | W | 66-64 | 3,941  |

\*Conference USA game

## 2005-2006

Record: 10-21; Home: 8-8; Away: 0-10; Neutral: 2-3  
C-USA: 3-11 (11th)

Coach: Larry Eustachy, Second Year

Assistant Coaches: Steve Barnes, Nate Loenser, Ricky Wilson

Captains: Jason Forte

Attendance: Total-140,440; Home-56,267; Avg.-3,517

| DATE                               | OPPONENT             | SITE               | RECORD | SCORE     | ATT.   |
|------------------------------------|----------------------|--------------------|--------|-----------|--------|
| <b>BP TOP OF THE WORLD CLASSIC</b> |                      |                    |        |           |        |
| Nov. 18                            | vs. Lamar            | Fairbanks, Ak.     | W      | 79-76     | 2,848  |
| Nov. 19                            | vs. Denver           | Fairbanks, Ak.     | L      | 30-44     | 3,230  |
| Nov. 20                            | vs. San Diego State  | Fairbanks, Ak.     | L      | 51-79     | 2,071  |
| Nov. 28                            | Samford              | RGC                | L      | 33-52     | 3,355  |
| Nov. 30                            | at Arkansas          | Fayetteville, Ark. | L      | 35-77     | 10,103 |
| Dec. 3                             | New Orleans          | RGC                | W      | 83-78 4ot | 3,309  |
| Dec. 7                             | at Sam Houston State | Huntsville, Texas  | L      | 57-61     | 2,061  |
| Dec. 10                            | South Alabama        | RGC                | L      | 51-75     | 3,187  |
| Dec. 15                            | William Carey        | RGC                | W      | 90-57     | 4,062  |
| Dec. 19                            | Tennessee State      | RGC                | W      | 84-74     | 3,149  |
| Dec. 21                            | Bradley              | RGC                | L      | 43-56     | 2,577  |
| Dec. 27                            | West Florida         | RGC                | W      | 68-59     | 3,356  |
| Dec. 30                            | Spring Hill          | RGC                | W      | 80-67     | 2,896  |
| Jan. 2                             | McNeese State        | RGC                | L      | 82-87 ot  | 3,229  |
| Jan. 4                             | at Auburn            | Auburn, Ala.       | L      | 57-80     | 2,035  |
| Jan. 11                            | *Tulane              | RGC                | W      | 67-55     | 3,470  |
| Jan. 14                            | *at Tulsa            | Tulsa, Okla.       | L      | 63-72     | 7,217  |
| Jan. 18                            | *at Houston          | Houston, Texas     | L      | 58-62     | 4,002  |
| Jan. 21                            | *Memphis             | RGC                | L      | 68-85     | 6,412  |
| Jan. 25                            | *Rice                | RGC                | L      | 61-67     | 3,476  |
| Jan. 28                            | *at UAB              | Birmingham, Ala.   | L      | 73-87     | 8,108  |
| Feb. 4                             | *at SMU              | Dallas, Texas      | L      | 53-58     | 2,874  |
| Feb. 8                             | *UCF                 | RGC                | W      | 59-51     | 3,427  |
| Feb. 11                            | *UTEP                | RGC                | L      | 72-77 2ot | 3,559  |
| Feb. 14                            | *at Memphis          | Memphis, Tenn.     | L      | 41-80     | 15,441 |
| Feb. 18                            | *UAB                 | RGC                | L      | 50-87     | 3,236  |
| Feb. 25                            | *at Marshall         | Huntington, W. Va. | L      | 57-62     | 4,284  |
| Mar. 1                             | *at Tulane           | New Orleans, La.   | L      | 47-50     | 1,271  |
| Mar. 4                             | *East Carolina       | RGC                | W      | 74-56     | 3,567  |

### CONFERENCE USA TOURNAMENT

|        |           |                |   |       |       |
|--------|-----------|----------------|---|-------|-------|
| Mar. 8 | vs. Tulsa | Memphis, Tenn. | W | 66-61 | 9,282 |
| Mar. 9 | vs. UTEP  | Memphis, Tenn. | L | 47-66 | 9,346 |

\* Conference USA game

## 2006-2007

Record 20-11; Home 16-2; Road 3-7; Neutral 1-2  
C-USA: 9-7 (Tied 4th)

Coach: Larry Eustachy Third Year

Assistant Coaches: Steve Barnes, Nate Loenser, Ricky Wilson

Captains: Courtney Beasley, Sai'Quon Stone

Attendance: Total-142,474; Home-62,654; Avg.-3,481

| DATE                 | OPPONENT             | SITE          | RECORD | SCORE  | ATT.   |
|----------------------|----------------------|---------------|--------|--------|--------|
| Nov. 11              | Belhaven             | RGC           | W      | 63-38  | 2,851  |
| Nov. 16              | Tennessee-Martin     | RGC           | W      | 77-67  | 3,168  |
| Nov. 18              | Alabama State        | RGC           | W      | 80-43  | 3,159  |
| Nov. 22              | Spring Hill          | RGC           | W      | 113-57 | 3,017  |
| Nov. 30              | Sam Houston State    | RGC           | W      | 94-86  | 3,337  |
| Dec. 2               | Savannah State       | RGC           | W      | 61-45  | 2,757  |
| Dec. 6               | Southern-New Orleans | RGC           | W      | 70-45  | 3,104  |
| <b>COORS CLASSIC</b> |                      |               |        |        |        |
| Dec. 16              | vs. Alabama          | Mobile, Ala.  | L      | 64-77  | 10,041 |
| Dec. 19              | Reinhardt            | RGC           | W      | 80-56  | 2,851  |
| Dec. 23              | at Bradley           | Peoria, Ill.  | L      | 73-83  | 10,080 |
| Dec. 28              | McNeese State        | RGC           | W      | 58-41  | 3,490  |
| Jan. 2               | Auburn               | RGC           | W      | 56-54  | 4,457  |
| Jan. 6               | at Savannah State    | Savannah, Ga. | L      | 52-54  | 577    |
| Jan. 10              | *at SMU              | Dallas, Texas | W      | 57-56  | 2,519  |
| Jan. 13              | *Memphis             | RGC           | L      | 62-75  | 5,410  |

|         |                   |                  |   |          |        |
|---------|-------------------|------------------|---|----------|--------|
| Jan. 17 | *at UTEP          | El Paso, Texas   | L | 50-68    | 9,328  |
| Jan. 20 | *at UAB           | Birmingham Ala.  | W | 57-55 ot | 5,791  |
| Jan. 24 | *East Carolina    | RGC              | W | 83-72    | 3,383  |
| Jan. 27 | *at Memphis       | Memphis, Tenn.   | L | 64-67    | 14,741 |
| Jan. 31 | *UTEP             | RGC              | W | 87-78    | 3,052  |
| Feb. 3  | *Tulane           | RGC              | L | 64-79    | 4,006  |
| Feb. 7  | *at Rice          | Houston, Texas   | L | 55-70    | 1,305  |
| Feb. 10 | *Tulsa            | RGC              | W | 70-65    | 3,241  |
| Feb. 14 | *at East Carolina | Greenville, N.C. | W | 80-42    | 3,679  |
| Feb. 19 | *Houston          | RGC              | W | 74-69    | 3,852  |
| Feb. 21 | *at UCF           | Orlando, Fla.    | L | 56-59    | 2,448  |
| Feb. 24 | *at Tulane        | New Orleans, La. | L | 72-77    | 2,588  |
| Feb. 28 | *UAB              | RGC              | W | 76-68    | 3,754  |
| Mar. 3  | *Marshall         | RGC              | W | 83-73    | 3,765  |

### CONFERENCE USA TOURNAMENT

|        |             |                |   |       |       |
|--------|-------------|----------------|---|-------|-------|
| Mar. 7 | vs. SMU     | Memphis, Tenn. | W | 59-52 | 8,339 |
| Mar. 8 | vs. Houston | Memphis, Tenn. | L | 59-62 | 8,384 |

\*Conference USA game

## 2007-2008

Record 19-14; Home 11-3; Road 3-10; Neutral 5-1  
C-USA: 9-7 (Tied 4th)

Coach: Larry Eustachy Fourth Year

Assistant Coaches: Steve Barnes, Nate Loenser, Ricky Wilson

Captains: Courtney Beasley, Jeremy Wise

Attendance: Total-167,718; Home-50,644; Avg.-3,617

| DATE                                      | OPPONENT           | SITE             | W/L | SCORE     | ATT.   |
|---|--------------------|------------------|-----|-----------|--------|
| Nov. 12                                   | Belhaven           | RGC              | W   | 92-45     | 3,268  |
| Nov. 14                                   | at California      | Berkeley, Calif. | L   | 59-67     | 6,450  |
| Nov. 20                                   | William Carey      | RGC              | W   | 86-60     | 4,355  |
| Nov. 23                                   | at Alabama         | Tuscaloosa, Ala. | L   | 77-79     | 9,140  |
| Nov. 29                                   | Blue Mountain      | RGC              | W   | 112-75    | 3,299  |
| Dec. 5                                    | at South Alabama   | Mobile, Ala.     | L   | 68-75     | 3,084  |
| Dec. 8                                    | Spring Hill        | RGC              | W   | 73-54     | 2,982  |
| Dec. 15                                   | Alabama State      | RGC              | W   | 82-68     | 2,823  |
| <b>MISSISSIPPI COAST COLISEUM CLASSIC</b> |                    |                  |     |           |        |
| Dec. 18                                   | vs. New Orleans    | Biloxi, Miss.    | W   | 84-62     | 1,450  |
| Dec. 19                                   | vs. Louisiana Tech | Biloxi, Miss.    | W   | 80-56     | 1,868  |
| Dec. 20                                   | vs. Alcorn State   | Biloxi, Miss.    | W   | 86-61     | 1,683  |
| Dec. 23                                   | McNeese State      | RGC              | L   | 57-63     | 2,350  |
| Dec. 28                                   | vs. Ole Miss       | Southaven, Miss. | L   | 58-78     | 7,200  |
| Jan. 4                                    | at Savannah State  | Savannah, Ga.    | L   | 56-61     | 3,407  |
| Jan. 8                                    | *UCF               | RGC              | L   | 41-52     | 3,134  |
| Jan. 12                                   | *Tulane            | RGC              | W   | 71-54     | 3,210  |
| Jan. 16                                   | *at UAB            | Birmingham, Ala. | L   | 65-72     | 4,479  |
| Jan. 19                                   | *at Memphis        | Memphis, Tenn.   | L   | 47-83     | 18,108 |
| Jan. 26                                   | *Rice              | RGC              | W   | 71-53     | 3,669  |
| Jan. 30                                   | *at UTEP           | El Paso, Texas   | L   | 79-90     | 7,577  |
| Feb. 2                                    | *East Carolina     | RGC              | W   | 92-69     | 3,985  |
| Feb. 5                                    | *UAB               | RGC              | W   | 93-85 2ot | 3,430  |
| Feb. 9                                    | *at Tulsa          | Tulsa, Okla.     | L   | 63-78     | 5,323  |
| Feb. 16                                   | *at East Carolina  | Greenville, N.C. | W   | 72-62     | 4,812  |
| Feb. 20                                   | *SMU               | RGC              | W   | 81-61     | 3,106  |
| Feb. 23                                   | *at Tulane         | New Orleans, La. | W   | 70-59     | 2,105  |
| Feb. 27                                   | *at Houston        | Houston, Texas   | L   | 67-95     | 3,664  |

|        |              |                  |   |       |       |
|--------|--------------|------------------|---|-------|-------|
| Mar. 1 | *Memphis     | RGC              | L | 67-76 | 8,129 |
| Mar. 4 | *UTEP        | RGC              | W | 96-70 | 2,904 |
| Mar. 8 | *at Marshall | Huntington, W.V. | W | 63-58 | 5,619 |

### CONFERENCE USA TOURNAMENT

|         |             |                |   |       |        |
|---------|-------------|----------------|---|-------|--------|
| Mar. 12 | vs. Rice    | Memphis, Tenn. | W | 59-50 | 11,095 |
| Mar. 13 | vs. UCF     | Memphis, Tenn. | W | 68-62 | 11,258 |
| Mar. 14 | +at Memphis | Memphis, Tenn. | L | 53-69 | 11,812 |

\*Conference USA game +Game forfeited by Memphis.

## 2008-2009

Record 15-17; Home 8-6; Road 1-8; Neutral 6-3  
C-USA: 4-12 (11th)

Coach: Larry Eustachy Fifth Year

Assistant Coaches: Steve Barnes, Nate Loenser, Ricky Wilson

Captains: Courtney Beasley, Jeremy Wise

Attendance: Total-147,779; Home-53,044; Avg.-3,789

| DATE    | OPPONENT      | SITE | W/L | SCORE | ATT.  |
|---------|---------------|------|-----|-------|-------|
| Nov. 15 | Loyola (N.O.) | RGC  | W   | 75-51 | 4,310 |
| Nov. 18 | Alabama State | RGC  | W   | 74-61 | 3,404 |

### PARADISE JAM

|         |                  |                      |   |          |        |
|---------|------------------|----------------------|---|----------|--------|
| Nov. 21 | vs. Miami (Fla.) | St. Thomas, U.S.V.I. | L | 60-70    | 1,735  |
| Nov. 22 | vs. LaSalle      | St. Thomas, U.S.V.I. | W | 76-72 ot | 2,275  |
| Nov. 24 | vs. Iona         | St. Thomas, U.S.V.I. | W | 64-63    | 633    |
| Dec. 2  | South Alabama    | RGC                  | L | 73-76 ot | 3,805  |
| Dec. 6  | at New Mexico    | Albuquerque, N.M.    | L | 58-60    | 12,465 |

### K-STATE HOLIDAY CLASSIC

|         |                  |                  |   |       |       |
|---------|------------------|------------------|---|-------|-------|
| Dec. 11 | vs. Kansas State | Kansas City, Mo. | L | 55-74 | 6,054 |
| Dec. 15 | William Carey    | RGC              | W | 69-44 | 3,695 |
| Dec. 18 | McNeese State    | RGC              | W | 69-50 | 3,083 |

### MISSISSIPPI GULF COAST CLASSIC

|         |                   |                  |   |       |        |
|---------|-------------------|------------------|---|-------|--------|
| Dec. 22 | vs. Spring Hill   | Gulport, Miss.   | W | 69-49 | 959    |
| Dec. 23 | vs. Weber State   | Gulport, Miss.   | W | 68-49 | 760    |
| Dec. 30 | vs. Ole Miss      | Biloxi, Miss.    | W | 78-59 | 3,559  |
| Jan. 7  | *Tulsa            | RGC              | L | 58-67 | 3,596  |
| Jan. 14 | *at Tulane        | New Orleans, La. | W | 61-54 | 2,374  |
| Jan. 17 | *Houston          | RGC              | W | 83-76 | 4,195  |
| Jan. 21 | *at UCF           | Orlando, Fla.    | L | 61-73 | 3,860  |
| Jan. 24 | Montana State     | RGC              | W | 68-60 | 3,575  |
| Jan. 27 | *Marshall         | RGC              | W | 84-79 | 3,516  |
| Jan. 31 | *at UTEP          | El Paso, Texas   | L | 75-87 | 7,815  |
| Feb. 4  | *at East Carolina | Greenville, N.C. | L | 79-82 | 4,418  |
| Feb. 7  | *UAB              | RGC              | L | 49-66 | 3,956  |
| Feb. 11 | *at Rice          | Houston, Texas   | L | 72-88 | 1,247  |
| Feb. 14 | *Memphis          | RGC              | L | 47-52 | 5,431  |
| Feb. 17 | *East Carolina    | RGC              | W | 69-59 | 3,664  |
| Feb. 21 | *at UAB           | Birmingham, Ala. | L | 56-86 | 5,977  |
| Feb. 24 | *Tulane           | RGC              | L | 59-73 | 3,232  |
| Feb. 28 | *at Memphis       | Memphis, Tenn.   | L | 42-58 | 18,454 |
| Mar. 4  | *at SMU           | Dallas, Texas    | L | 65-67 | 2,662  |
| Mar. 7  | *UTEP             | RGC              | L | 70-81 | 3,582  |

### CONFERENCE USA TOURNAMENT

|         |         |                |   |          |       |
|---------|---------|----------------|---|----------|-------|
| Mar. 11 | vs. UCF | Memphis, Tenn. | W | 77-53    | 9,730 |
| Mar. 12 | vs. UAB | Memphis, Tenn. | L | 73-74 ot | 9,758 |

\*Conference USA game

