


BOSTON

JEFF TIMBERLAKE ('89), BU'S ALL-TIME ASSIST LEADER



2011-12 MEN'S BASKETBALL RECORD BOOK

TERRIER HONORS

AMERICA EAST HONOR ROLL



Mike Alexander was the ECAC North Atlantic Conference Rookie of the Year and the tournament's Most Outstanding Player in 1983.

PLAYER OF THE YEAR

Larry Jones	1988
Steven Key	1990
Tunji Awojobi	1997
John Holland	2011

ROOKIE OF THE YEAR

Mike Alexander	1983
Tunji Awojobi	1994
Raja Bell	1995
Paul Seymour	2000
Tyler Morris	2007
John Holland	2008
Jake O'Brien	2009

DEFENSIVE PLAYER OF THE YEAR

Shaun Wynn	2004
------------------	------

COACH OF THE YEAR

Mike Jarvis	1990
Dennis Wolff	1997
Dennis Wolff	2003
Dennis Wolff	2004

TOP SCHOLAR-ATHLETE

Mark Daly	1992
Dave Stiff	1995
Matt Wolff	2009

REGGIE LEWIS AWARD

America East Championship's Most Outstanding Player

Mike Alexander	1983
Jeff Timberlake	1988
Bill Brigham	1990
Tunji Awojobi	1997
Billy Collins	2002
John Holland	2011

ALL-CHAMPIONSHIP TEAM

Tony DaCosta	1989
Jeff Timberlake	1989
Mark Daly	1990
Steven Key	1990
Tunji Awojobi	1995
Tunji Awojobi	1996
Tunji Awojobi	1997
LeVar Folk	1997
Joey Beard	1998
Chaz Carr	2002
Billy Collins	2002
Rashad Bell	2003
Jason Grochowalski	2003
Corey Lowe	2010
Jake O'Brien	2010
John Holland	2011
Darryl Partin	2011

ALL-CONFERENCE

First Team

Steve Wright	1981
Tony Simms	1983
Gary Plummer	1984

Shawn Teague	1985
Drederick Irving	1986
Paul Hendricks	1987
Drederick Irving	1988
Larry Jones	1988
Jeff Timberlake	1989
Steven Key	1990
Jason Scott	1991
Tunji Awojobi	1994
Tunji Awojobi	1995
Tunji Awojobi	1996
Tunji Awojobi	1997
Billy Collins	2002
Rashad Bell	2003
Chaz Carr	2004
Jason Grochowalski	2004
Chaz Carr	2005
Rashad Bell	2005
Kevin Gardner	2006
John Holland	2009
Corey Lowe	2009
John Holland	2010
John Holland	2011
Darryl Partin	2011

Second Team

Shawn Teague	1984
Paul Hendricks	1985
Tom Ivey	1986
Drederick Irving	1987
Tony DaCosta	1989
Ron Moses	1989
Reggie Stewart	1991
Jason Scott	1992
David Stiff	1993
Joey Beard	1997
Walter Brown	1998
Chaz Carr	2002
Billy Collins	2003
Tyler Morris	2007
Corey Lowe	2008
Corey Lowe	2010

Third Team

Jim Schwartz	1997
Billy Beal	1998
Joey Beard	1998
LeVar Folk	1999
Ryan Butt	2003
Ryan Butt	2004
Shaun Wynn	2004
Etienne Brower	2005
Omar Peterkin	2007
John Holland	2008
Jake O'Brien	2010

ALL-DEFENSIVE TEAM (started in '06)

John Holland	2007
Matt Wolff	2008
Carlos Strong	2010
Patrick Hazel	2011

ALL-ROOKIE TEAM

Jim Christian	1984
Drederick Irving	1985
Russell Jarvis	1988
Bill Brigham	1989
Brian Holden	1991
Dave Stiff	1992
Robert Bailey	1992
Tunji Awojobi	1994
Tremain Byrd	1994
Raja Bell	1995
LeVar Folk	1996
Dereck Franklin	1999
Paul Seymour	2000
Jason Grochowalski	2001
Rashad Bell	2002
Chaz Carr	2002
Corey Hassan	2006
Tyler Morris	2007
Corey Lowe	2007
John Holland	2008
Jake O'Brien	2009
D.J. Irving	2011
Dom Morris	2011

ACADEMIC HONOR ROLL

AMERICA EAST ACADEMIC HONOR ROLL

To be eligible, student athletes must earn a grade point average of 3.0 or higher.

Adam Olmsted	1990, 1991
Reggie Stewart	1990, 1991
Mark Daly	1990, 1991, 1992
Sotiros Manolopoulos	1992, 1993
Dave Stiff	1993, 1994, 1995
Dave Wallace	1994
Steve Ehretzman	1995
Joey Beard	1997
Alexi Giannoulis	1997, 1998
Ken Michin	1998
Derek Franklin	1999
Mark Michalek	1999
Daniel Daccarett	2001, 2002, 2003, 2004
Ignacio Rodriguez	2001
Jacob Kudlacz	2001
Billy Collins	2002, 2003
Stijn Dhondt	2002
Mark Michalek	2002
Omar Peterkin	2005, 2007
Shaun Wynn	2006
Tunde Agboola	2007, 2008, 2009, 2010
Max Gotzler	2007, 2008
Tyler Morris	2007, 2008, 2009, 2010
Scott Brittain	2008, 2009, 2010
Sam Tully	2008, 2009
Michael Schulze	2009, 2010
Valdas Sirutis	2009, 2010
Matt Wolff	2009
Sherron Smith	2010
Brendan Sullivan	2010
John Holland	2010, 2011
Jake O'Brien	2011
Darryl Partin	2011

AMERICA EAST SCHOLAR-ATHLETE OF THE YEAR

Mark Daly	1992
Dave Stiff	1995
Matt Wolff	2009

ACADEMIC ALL-AMERICA

Walt Chesley	1975 - Third Team
Steve Wright	1980 - Third Team
Mark Daly	1992 - Third Team

RHODES SCHOLAR

Richard Taylor	1971
----------------------	------

Rhodes Scholar Finalist

Mark Daly	1992
-----------------	------

AMERICA EAST SCHOLAR ATHLETES

Since 1989, three BU men's basketball players have earned recognition as the America East top men's basketball scholar-athlete.

• MARK DALY - 1992

Mark Daly, a native of Hamilton, Ontario, earned America East Scholar-Athlete honors in 1992. BU's career 3-point leader with 202, Daly was a four-year letter winner and a 1,000-point scorer. A mathematics major in the university's School of Education, Daly was a three-time then-North Atlantic Conference Honor Roll recipient. In addition, he was awarded the Harold C. Case Scholarship for the 1991-92 academic year, one of the highest academic awards accorded to a BU undergraduate.

• DAVID STIFF - 1995

David Stiff became the second Terrier to earn the then-NAC Scholar-Athlete Award for men's basketball in 1995. He majored in communications. A second-team all-NAC choice in 1992-93, Stiff finished his career with 821 points (10.6 ppg) and 525 rebounds (6.8 rpg). In addition, he was a three-time NAC Academic Honor Roll honoree.

• MATT WOLFF - 2009

Matt Wolff earned the scholar-athlete award in 2009. He graduated from the Metropolitan College in December of 2008 and went on to pursue a master's degree in criminal justice administration. As a senior, he started all 30 games and averaged 5.2 rebounds along with 1.4 steals per game to earn a spot on the America East All-Defensive Team.

BOSTON

LOU COHEN MVP AWARD

Recognizing the players most responsible for the team's success, the award is named in honor of Lou Cohen '28, the first men's basketball player inducted into Boston University's Athletic Hall of Fame.

Johnny Nunziato	1954
Tom Gastall	1955
Kevin Thomas	1956
Tom Kelly	1957
Don Vanderstreet	1958
Jack Leaman	1959
Bob Cummings	1959
Bill Gates	1960
Dick O'Connell	1961
Larry McNulty	1962
Mike Cotton	1963
Adam Florczak	1964
Randy Cross	1965
Ken Leary	1965
Ken Ackerman	1966
John Osgood	1966
Bill Mortimer	1967
Rickie Lee	1968
Jimmy Hayes	1969
Jimmy Hayes	1970
Marty Schoepfer	1970
Bob McNamara	1971
James Garvin	1971
Kenny Boyd	1972
James Garvin	1973
Kenny Boyd	1974
Kerry Walker	1975
Neil Burns	1976
Walt Chesley	1976
Phil Andrews	1977
Steve Wright	1978
Steve Wright	1979
Tom Channel	1979
Steve Wright	1980
Brett Brown	1981
John Teague	1982
Arturo Brown	1982
Tony Simms	1983
Gary Plummer	1984
Shawn Teague	1985
Dwayne Vinson	1986
Paul Hendricks	1987
Drederick Irving	1988
Tony DaCosta	1989
Jeff Timberlake	1989
Steven Key	1990
Jason Scott	1991
Jason Scott	1992
Jeff Storm	1993
Tunji Awojobi	1994
Tunji Awojobi	1995
Tunji Awojobi	1996
Tunji Awojobi	1997
Walter Brown	1998
LeVar Folk	1999
Jean Avebe	2000
Jason Grochowalski	2001
Billy Collins	2002
Rashad Bell	2003
Chaz Carr	2004
Chaz Carr, Rashad Bell	2005
Kevin Gardner	2006
Tyler Morris	2007
Corey Lowe	2008
Corey Lowe	2009
John Holland	2010
John Holland	2011

BOSTON UNIVERSITY AND THE NBA DRAFT

NAME	ROUND	DRAFT	TEAM
Bob Cummings	6	1959	Boston Celtics
Jim Hayes	3	1970	Detroit Pistons
James Garvin	17	1973	Buffalo Braves
Ken Boyd	9	1974	New Orleans Jazz
Tom Channel	3	1979	San Diego Clippers
Wally West	5	1980	Utah Jazz
Steve Wright	8	1980	Boston Celtics
Tony Simms	6	1983	New York Knicks
Gary Plummer	2	1984	Golden State Warriors
Tom Ivey	7	1986	Boston Celtics



INDIVIDUAL 30-POINT SCORING PERFORMANCES

PTS	PLAYER	OPPONENT	DATE	PTS	PLAYER	OPPONENT	DATE
47	Jim Hayes	vs. Springfield	2/23/70	32	Martin Reiser	vs. Tufts	1/20/51
46	Kevin Thomas	vs. Tennessee	12/19/55		Kevin Thomas	vs. Boston College	1/29/55
45	Kevin Thomas	vs. Rutgers	12/28/54		Tom Kelly	vs. Bates	1/14/57
44	Randy Cross	at Holy Cross	1/29/64		Dick Moreshead	at Rutgers	2/14/63
43	Tunji Awojobi	at Vermont	2/10/96		John Osgood	at Tufts	3/01/65
42	John Holland	at Delaware	2/20/10		Jim Hayes	vs. Boston College	12/02/69
42	Steve Wright	at Connecticut	12/09/78		Steve Wright	vs. Siena	2/06/79
40	Tony DaCosta	vs. Northeastern	3/10/89		Steve Wright	at UNH	2/16/80
39	Richard Lee	vs. New Hampshire	2/15/67		David Stiff	at Vermont	1/16/93
38	Kenny Boyd	at Lafayette	2/04/71		Tunji Awojobi	at Harvard	12/22/94
38	John Holland	vs. Hartford	2/28/08		John Holland	at Hartford	1/09/10
37	Larry Isenberg	vs. Holy Cross	2/25/61		Darryl Partin	vs. Cornell	11/27/10
	Kenny Boyd	at Brandeis	3/02/71	31	Jim Hayes	vs. Hartford	12/28/67
	Kerry Walker	vs. Connecticut	2/07/73		Jim Hayes	at WPI	2/24/68
	Steve Wright	vs. Upsala	12/11/79		James Garvin	vs. Colgate	12/28/70
36	Larry McNulty	at Tufts	2/21/62		Tony Simms	vs. Siena	12/07/82
	Larry McNulty	at NYU	3/03/62		Tunji Awojobi	vs. Delaware	2/20/94
	Kenny Boyd	vs. Catholic	1/15/71		Matt Turner	vs. St. Peter's	1/25/01
	Mike Alexander	vs. NH College	1/09/82		Chaz Carr	at UW-Green Bay	12/28/01
	Matt Turner	vs. Towson	2/08/01		Corey Lowe	at Hartford	1/09/10
	Chaz Carr	at Northeastern	1/20/02		John Holland	vs. Quinnipiac	12/29/10
	Corey Lowe	vs. Marshall	12/06/08	30	Larry McNulty	vs. Massachusetts	12/06/62
35	Jim Hayes	vs. Rhode Island	2/29/68		Randy Cross	at Massachusetts	2/25/65
	Kenny Boyd	vs. Boston College	12/02/70		Jim Hayes	vs. AIC	2/14/68
	Kenny Boyd	at Massachusetts	2/15/71		Jim Hayes	vs. Lafayette	11/30/68
	Kenny Boyd	at St. Peter's	2/20/71		Jim Hayes	vs. Merrimack	12/10/68
	Neil Burns	vs. Assumption	3/01/76		Jim Hayes	at Holy Cross	1/28/69
	Tom Channel	vs. Rhode Island	2/08/79		Jim Hayes	vs. Rutgers	2/06/69
	Tunji Awojobi	at Providence	12/23/95		Jim Hayes	at Rhode Island	2/08/69
	Tunji Awojobi	vs. East Carolina	11/30/96		Jim Hayes	vs. New Hampshire	2/27/69
	Matt Turner	vs. Maine	3/25/01		Jim Hayes	vs. Florida Southern	12/29/69
	Corey Lowe	at Yale	12/11/07		Jim Hayes	vs. Dartmouth	1/23/70
34	Jim Hayes	vs. Connecticut	12/05/67		Jim Hayes	vs. Holy Cross	2/16/70
	Marty Schoepfer	at Maine	2/03/68		Kerry Walker	vs. New Hampshire	2/17/73
	Marty Schoepfer	at Maine	3/03/70		Arturo Brown	vs. Fairleigh Dickinson	2/03/82
	Tony Simms	at Niagara	3/10/83		Tony Simms	at Northeastern	1/25/83
	Gary Plummer	at Northeastern	3/01/84		Gary Plummer	at Vermont	2/19/83
	Dave Wallace	vs. Maine	1/27/94		Gary Plummer	vs. Brooklyn	11/30/83
33	Mike Cotton	vs. WPI	1/03/62		Tony DaCosta	at UCLA	12/07/88
	John Osgood	at NYU	2/04/65		Larry Jones	vs. Siena	1/26/88
	Ken Ackerman	vs. Holy Cross	2/02/66		Drederick Irving	at Richmond	11/27/87
	Marty Schoepfer	at Brandeis	2/11/70		Steven Key	vs. New Hampshire	2/28/90
	Kenny Boyd	vs. Rochester	2/23/71		Reggie Stewart	vs. Vermont	1/19/91
	Paul Hendricks	vs. New Hampshire	2/07/87		Reggie Stewart	vs. Maryland	1/22/91
	Corey Lowe	vs. Stony Brook	1/19/09		Jason Scott	vs. Duke	1/21/92
	Corey Lowe	vs. UMBC	3/07/09		Tunji Awojobi	at Rider	11/25/95
					Carlos Strong	vs. Binghamton	2/08/07
					Corey Lowe	vs. New Hampshire	1/09/08

TEAM 100-POINT SCORING PERFORMANCES

SCORE	OPPONENT	DATE	SCORE	OPPONENT	DATE
124-76	New Hampshire	Feb. 17, 1979	107-70	Kings Point	Jan. 10, 1970
117-79	Assumption	Feb. 24, 1979	107-99	Connecticut	Feb. 7, 1973
117-94	Marist	Jan. 26, 1980	107-109	at Assumption	Mar. 1, 1976
112-74	Trinity	Jan. 22, 1968	105-75	Drexel	Nov. 28, 1986
111-80	at U.S. International	Jan. 5, 1980	104-76	WPI	Dec. 4, 1968
110-67	Central Connecticut	Jan. 8, 1994	104-86	at Northeastern	Jan. 25, 1983
109-74	C.W. Post	Dec. 2, 1979	104-84	Northeastern	Mar. 9, 1989
109-92	at Trinity	Jan. 25, 1969	103-93	Georgetown	Dec. 4, 1971
108-45	Suffolk	Dec. 7, 1957	103-83	Army	Dec. 2, 1994
108-113	at St. Peter's (ot)	Feb. 20, 1974	102-82	at Rochester	Feb. 9, 1971
107-74	MIT	1955-56	102-76	at New Hampshire	Feb. 16, 1980
107-83	Brandeis	Feb. 7, 1959	101-65	Tufts	Feb. 19, 1969
107-76	WPI	Feb. 16, 1963	100-95	at Maine (ot)	Feb. 3, 1968
107-70	Tufts	Mar. 1, 1965	100-88	Siena	Nov. 29, 1976


Notes: BU has scored 100 points in a game 28 times ... The Terriers are 26-2 in those games ... In 1979-80, BU reached the 100-point mark a record four times ... The Terriers have allowed 100 points in a game 39 times ... Maryland's 122 points on Dec. 8, 1975 is the highest opponent scoring total... The Terriers haven't scored 100 points in a game since a 103-83 home win over Army on Dec. 2, 1994 ... They came close last season at Oregon State, winning 96-78 in the opening round of the CBI.



RETIRED NUMBERS

JIM HAYES '70

#54 - RETIRED IN 1970



Arguably the most prolific scorer in Boston University history, Jim Hayes averaged a remarkable 24.3 points per game in his three-year collegiate career.

A two-time All-ECAC selection, as well as a first-team AP & UPI All-New England honoree as a senior, Hayes was drafted by the ABA's New York Nets following his outstanding collegiate career. He was also named New England "Sophomore of the Year" in 1968 and an honorable mention All-American in 1970.


A quick look at the Terriers' record book substantiates Hayes' plethora of honors. At the time of his graduation in 1970, he held

15 game, season, or career marks. Even more impressive was the fact that he played in an era when freshmen were not allowed to participate in varsity athletics, leaving him just three years to compile his impressive totals. Hayes still ranks among the leaders in scoring average (24.3), shooting percentage (.562), free throws (565), points (1,679), and points in a season (616). His 47-point explosion against Springfield on Feb. 23, 1970 still ranks as the highest-scoring game in BU history. He was inducted into the BU Athletic Hall of Fame in 1982.

54

TUNJI AWOJOBI '97

#12 - RETIRED IN 1997



The first player in New England college basketball history to record 2,000 points and 1,000 rebounds, Tunji Awojobi concluded his outstanding career as just one of five Division I players to register career totals of 2,000 points, 1,000 rebounds, and 300 blocked shots. He joined a select group composed of Alonzo Mourning (Georgetown), Pervis Ellison (Louisville), Derrick Coleman (Syracuse), and David Robinson (Navy).


Awojobi established 13 BU records, including points (2,308), rebounds (1,237), blocked shots (302), and field goals (871).

His rebounding and scoring totals also rank among the best in the history of the America East. In 1996-97, Awojobi led BU to a school-record 25 victories and America East regular-season and tournament titles, and to the NCAA tournament. In recognition of his efforts, Awojobi was a four-time team MVP and first-team all-conference selection. In his senior year, he was named the league's Player of the Year as well as the MVP of the conference's tournament, while adding New England Division I Player of the Year and first-team All-ECAC honors. He was inducted into the BU Hall of Fame in 2002.

12

STEVE WRIGHT '80

#33 - RETIRED IN 1980



The program's first three-time Most Valuable Player, Steve Wright finished his collegiate career among the university's all-time leaders in several offensive categories, including points (1,641), field goals (617), field goal percentage (.522), free throws (407), and free throw percentage (.801).

In each of his final two collegiate seasons, Wright led the Terriers in points and rebounds, registering 19.8 points and 6.0 rebounds per game as a senior in 1979-80 on his way to All-ECAC honors. His efforts led the club to a 21-9 mark, establishing a former school record for wins in a season. As a result, the Terriers


reached the finals of the ECAC North tournament and earned an invitation to the National Invitation tournament, BU's first post-season berth in 21 years.

Wright was selected by the Boston Celtics in the eighth round of the 1980 NBA Draft, and in 1988, was inducted into the university's Athletic Hall of Fame.

33

KEVIN THOMAS '56

#4 - RETIRED IN 1999



One of first true "big men" to play for BU, Kevin Thomas finished his successful collegiate career with nine records, including the career mark for points (1,138).

The 6-foot-8 Thomas pulled down a remarkable 34 rebounds in a 78-55 victory over Boston College on January 29, 1955, and proceeded to finish his junior season with a then-school record 322 rebounds, a 15.3 average per game.

In his senior season, Thomas led the Terriers to an impressive 17-6 mark, averaging a then-school record 23.2 points per game.


On Dec. 19, 1955, Thomas exploded for a career-high 46 points against national-power Tennessee. His 21 field goals against the Volunteers remain a school single-game record. At the conclusion of the 1955-56 campaign, Thomas earned honorable mention All-American honors.

In 1966, Thomas was inducted into the Boston University Athletic Hall of Fame.

4

ARTURO BROWN '83

#44 - RETIRED IN 1983



While playing a game of pickup basketball with many of his Terrier teammates in Case Gymnasium on Sept. 17, 1982, senior Arturo Brown collapsed and died of a heart attack.

The Terriers' leading scorer and rebounder in 1981-82, Brown had tallied 1,007 points through his first three years. Yet, his departure was not viewed in terms of what the team had lost, but what the university had lost. A dedicated student and delightful young man, the respect and admiration his peers had for him was evidenced when he was elected as a team captain in his junior year.

Former Terrier head coach Rick Pitino said it best: "I told my players, when you have trouble deciding what's right and what's wrong, just follow Arturo Brown."

44

JACK LEAMAN '59

#10 - RETIRED IN 2008



The spark plug of one of Boston University's most successful teams in program history, Jack Leaman co-captained the 1959 NCAA quintet that made it within one game of the Final Four after falling to Jerry West's West Virginia, 86-82. Leaman made two free-throws and a field goal in the final moments of BU's stunning 62-55 overtime upset victory over Navy to reach the East Regional Final against the Mountaineers.

Following a two-year stint in the United States Army, from which he was honorably discharged in 1955, he moved up to varsity in the 1956-57 season and never looked back as he led


BU in both scoring and assists during each of his three seasons. Later the head coach at the University of Massachusetts, he would develop great talents such as Julius Erving.

He was inducted into the BU Hall of Fame in 1977 and soon thereafter would convince one of his former players Rick Pitino to accept his first head coaching position with the Terriers.

10

DREDERICK IRVING '88

#11 - RETIRED IN 1988



Drederrick Irving helped bring national attention to the Boston University basketball program while rewriting the team's record book.

Irving helped the Terriers advance to four consecutive North Atlantic Conference tournament championship games, earning post-season berths in the 1988 NCAA tournament as well as the 1986 National Invitation Tournament. During his senior year in 1987-88, Irving led BU to an overall mark of 23-8, which stands as the second-highest win total in school history. Individually, Irving established then-career marks for points (1,931), field goals (716), and 3-point field goals (96),

while tying the mark for games played (122). In addition, he equalled the former single-season scoring record by registering 616 points during his senior campaign. A three-time All-NAC selection, Irving was inducted into the university's Athletic Hall of Fame in 1995.

11



Jack Leaman's No. 10 jersey was retired on Nov. 10, 2008, at Agganis Arena.

BOSTON



Jeff Timberlake holds BU's career assist-to-turnover ratio record with a mark of 2.24-to-1.00.

TUNJI AWOJOBI

Graduated: 1997 **Inducted:** 2002

One of seven Terriers to have his jersey number retired. Awojobi's bio is on page 68.

KEN BOYD

Graduated: 1974 **Inducted:** 1984

A first-team All-Yankee conference selection and the team MVP as a senior, Boyd helped the Terriers to the 1972-73 Beanpot title, scoring 23 points in the 92-90 semifinal win over Harvard and 16 points in the 95-94 overtime win over BC in the final. The American Basketball Association's Buffalo Braves drafted him in 1974, where his success continued professionally.

BOB CAPUANO

Graduated: 1953 **Inducted:** 1973

An inductee into BU's football Hall of Fame, Capuano was also a great basketball player. While at BU, he was selected as Rhode Island's Outstanding Italian-American Athlete of the Year in 1951.

LOUIS R. COHEN

Graduated: 1928 **Inducted:** 1960

Cohen was captain of the Terrier basketball team from 1926 to 1928. During World War II, Cohen was field director of USO and directed the First Service Command basketball tournaments in the Boston Garden. He also coached the Camp Edwards team, regarded as one of the top teams of the period.

RANDY CROSS

Graduated: 1965 **Inducted:** 1975

Cross arrived on the BU basketball scene as a sophomore. During his three years at BU, he tallied 1,159 points and 691 rebounds. He won the school's Athlete of the Year and Scholar-Athlete of the Year awards in 1964.

ROBERT CUMINGS


Graduated: 1959 **Inducted:** 1982

Bob Cumings was a co-captain on BU's 1959 NCAA basketball team and led the Terriers to their best season ever. Nicknamed the "Back Bay Kids," Cumings and the '59 team were one win away from the NCAA Final Four.

LARRY FOLLONI

Graduated: 1947 **Inducted:** 1992

A two-year starting guard, Folloni helped the 1945-46 Terriers record an overall mark of 12-2. However, it was on the baseball field that Folloni made his mark, earning all-New England honors during the 1946 and 1947 seasons. He played second and third, and possessed the power to hit fourth in the lineup, batting over .400 in each of his two seasons.



Bob Capuano starred in football and basketball in the early 1950s for BU.

JAMES GARVIN

Graduated: 1973 **Inducted:** 1995

As a senior team captain in 1972-73, Garvin's efforts helped lead BU to a 15-10 record, which bested the Terriers' records in the previous nine seasons. In 1973, Garvin received the Gordon "Mickey" Cochrane Award as the university's outstanding male athlete.

TOM GASTALL

Graduated: 1955 **Inducted:** 1959

Gastall was BU's 1955 Athlete of the Year. He was captain of both the basketball and baseball teams during his senior year, while leading the football team to a 7-2 record as the team's quarterback. He was drafted by the Detroit Lions of the NFL, but instead chose to play baseball, where he signed a contract with the Baltimore Orioles.

GEORGE GAUDREAU

Graduated: 1948 **Inducted:** 1996

Following a stellar rookie campaign in 1942-43, when he established a freshman scoring record and became the first freshman to captain the varsity basketball team, Gaudreault excelled in track and baseball while again serving as basketball team captain. For his efforts, he received all-New England recognition in 1946 and 1948.

JIM HAYES

Graduated: 1970 **Inducted:** 1982

One of seven Terriers to have his jersey number retired. Hayes' bio is on page 68.

DREDERICK IRVING

Graduated: 1988 **Inducted:** 1995

One of seven Terriers to have his jersey number retired. Irving's bio is on page 68.

JACK LEAMAN

Graduated: 1959 **Inducted:** 1977

One of seven Terriers to have his jersey number retired. Leaman's bio is on page 68.

SAUL NECTEM

Graduated: 1939 **Inducted:** 1959

A BU Hall of Famer in four sports (football, basketball, baseball, and track), Nectem is one of two BU athletes to win 12 varsity letters. As a basketball player, he was a second-team All-America selection.

JOHNNY NUNZIATO

Graduated: 1954 **Inducted:** 1991

Just 5-foot-5, John Nunziato was the little-big man of Terrier athletics during his playing days. The three-sport star was a two-way performer on the football team, a starting guard on the basketball team, and a second baseman on the baseball team. As a senior, Nunziato finished as the basketball team's leading scorer with 15.4 points per game. His stellar backcourt performances made him the first recipient of the Lou Cohen MVP Award.



Charles Thomas starred in football, basketball and baseball in the late 1930s and early 1940s.

GENE PREBOLA

Graduated: 1960 **Inducted:** 1991

Although he participated in multiple sports, including basketball in 1958, Prebola discovered his niche in football. In 1958, Prebola led the team in receiving yards with 256, while he was second on the team in receptions with 15. He was named first-team all-New England and honorable mention all-East.

REGGIE RUCKER

Graduated: 1969 **Inducted:** 1978

As a sophomore football player, Rucker gave a preview of what was to come during the next three seasons. The first time he touched the football in a varsity game, he returned a punt 71 yards for a touchdown against Holy Cross. Reggie also lettered in basketball and track, making him the first four-sport athlete at BU in more than 20 years.

CHARLES THOMAS

Graduated: 1941 **Inducted:** 1969

An all-around great sportsman, Thomas lettered in football, basketball and baseball. He was a guard on the basketball team and was continually among the top scorers. His speed, ability and determination in each sport made him the outstanding athlete that he was.

KEVIN THOMAS

Graduated: 1956 **Inducted:** 1994

One of seven Terriers to have his jersey number retired. Thomas' bio is on page 68.

JEFF TIMBERLAKE

Graduated: 1989 **Inducted:** 1999

Today, 19 years after he played, Timberlake still holds the school record for assists in a season with 238 in 1988-89.

COL. WALTER WILLIAMS

Graduated: 1946 **Inducted:** 1963

A man who who earned 11 varsity letters and All-New England honors in football, basketball, baseball, and track, Williams was inducted as the "most versatile athlete in the history of the school". He would later play professional football and basketball.

GEORGE WINKLER

Graduated: 1950 **Inducted:** 1997

An outstanding all-around athlete who excelled in football, basketball and baseball, Winkler earned 11 varsity letters from 1947 through 1950. A four-year starting center for the Terriers, he averaged double figures in points all four years. As a senior, he received honorable mention all-New England recognition.

STEVE WRIGHT

Graduated: 1980 **Inducted:** 1988

One of seven Terriers to have his jersey number retired. Wright's bio is on page 68.

BOSTON

RECORDS VS. ALL OPPONENTS

TEAM	W	L	FIRST	LAST
Adelphia	0	1	1978-79	1978-79
Air Force	0	1	1972-73	1972-73
Alabama	0	2	1997-98	1998-99
ALBANY	14	8	2001-02	2010-11
Albright	0	2	1961-62	1966-67
Alcorn State	0	1	1982-83	1982-83
American	2	0	1997-98	1998-99
American International	14	5	1940-41	1968-69
Amherst	2	4	1925-26	1949-50
Appalachian State	0	1	1991-92	1991-92
Arizona	0	1	2002-03	2002-03
Army	9	6	1954-55	1994-95
Assumption	5	3	1939-40	1978-79
Ball State	0	1	1971-72	1971-72
Baltimore	2	0	1979-80	1980-81
Bates	4	3	1939-40	1960-61
BINGHAMTON	16	5	2001-02	2010-11
BOSTON COLLEGE	17	38	1904-05	2004-05
Bowdoin	4	2	1946-47	1960-61
Bowling Green	2	2	1983-84	1988-89
Bradley	0	1	1959-60	1959-60
Brandeis	17	4	1951-52	1978-79
Bridgewater State	2	0	1916-17	1916-17
Brooklyn	2	0	1982-83	1983-84
Brooklyn Tech	0	1	1924-25	1924-25
Brown	12	25	1901-02	1993-94
BUCKNELL	2	2	2005-06	2010-11
Buffalo	2	2	1959-60	1963-64
Butler	0	1	1937-38	1937-38
C. W. Post	3	0	1979-80	1981-82
California	0	1	1999-00	1999-00
California-Irvine	1	1	1992-93	2001-02
California-Los Angeles	0	2	1981-82	1988-89
California-Riverside	1	0	2005-06	2005-06
California-Santa Barbara	0	1	1989-90	1989-90
Camp Edwards	0	1	1942-43	1942-43
Canisius	14	8	1981-82	2010-11
Case Western Reserve	0	1	1937-38	1937-38
Catholic	2	4	1969-70	1977-78
Central Connecticut	3	0	1967-68	1993-94
Charlotte	1	4	1974-75	1998-99
Cincinnati	1	2	1980-81	2001-02
The Citadel	0	1	1975-76	1975-76
Clark	20	10	1921-22	1956-57
Clarkson Tech	0	1	1932-33	1932-33
Clemson	0	2	1977-78	1986-87
Cleveland State	2	1	1982-83	2003-04
Coastal Carolina	0	1	1992-93	1992-93
Coast Guard	5	1	1935-36	1941-42
Colby	23	7	1937-38	1966-67
Colgate	22	15	1933-34	1989-90
College of Charleston	1	0	1979-80	1979-80
Colorado	0	1	1998-99	1998-99
Columbia	1	2	1992-93	2002-03
Connecticut	12	42	1930-31	2009-10
Co-op School of English	2	0	1916-17	1916-17
CORNELL	1	1	2008-09	2010-11
Cortland State	1	1	1932-33	1933-34
Dartmouth	7	21	1924-25	2002-03
Davidson	1	0	1955-56	1955-56
Dayton	0	1	2009-10	2009-10

TEAM	W	L	FIRST	LAST
DELAWARE	11	17	1976-77	2009-10
Delaware State	2	0	1980-81	1981-82
DePauw	0	1	1937-38	1937-38
Detroit	0	1	1956-57	1956-57
Drexel	10	22	1980-81	2000-01
Duke	0	6	1987-88	2005-06
East Carolina	2	1	1983-84	1996-97
Eastern Michigan	1	2	1990-91	1997-98
Evansville	2	0	1937-38	1972-73
Fairfield	5	4	1971-72	1981-82
Fairleigh Dickinson	3	2	1978-79	1990-91
Florida A&M	1	0	1996-97	1996-97
Florida International	0	1	1984-85	1984-85
Florida Southern	2	0	1969-70	1981-82
Florida State	1	1	1955-56	2002-03
Fordham	4	0	1993-94	2004-05
Ft. Devens	2	0	1947-48	1948-49
George Mason	2	2	1981-82	1985-86
Georgetown	1	5	1970-71	2004-05
George Washington	2	17	1958-59	2010-11
Georgia Southern	0	1	1973-74	1973-74
Georgia Tech	0	3	1965-66	2009-10
Gonzaga	0	1	1990-91	1990-91
Hampton	0	1	2010-11	2010-11
HARTFORD	43	19	1967-68	2010-11
HARVARD	27	34	1904-05	2010-11
Harvard "B"	0	2	1944-45	1944-45
Hawaii	0	1	1994-95	1994-95
Hobart	1	0	1970-71	1970-71
HOFSTRA	10	11	1966-67	2000-01
Holy Cross	11	53	1902-03	2008-09
Illinois-Chicago	1	1	1982-83	1983-84
Illinois State	0	1	1987-88	1987-88
Indiana	1	1	1991-92	2009-10
Indiana State	2	2	1987-88	1990-91
Iona	3	3	1958-59	2009-10
Iowa	0	3	1984-85	2001-02
Ithaca	1	0	1932-33	1932-33
Jacksonville	1	0	1987-88	1987-88
James Madison	1	1	1999-00	2000-01
Kansas	0	1	2010-11	2010-11
Kansas State	0	1	2009-10	2009-10
Kentucky	0	3	1986-87	2010-11
Kings Point	2	0	1968-69	1969-70
Lafayette	2	4	1948-49	1990-91
LA SALLE	1	2	1982-83	2010-11
Lehigh	1	0	1968-69	1968-69
Liberty	1	1	1999-00	2000-01
Long Island University	1	4	1967-68	1992-93
Louisiana State	0	2	1973-74	1979-80
Lowell Tech	3	1	1925-26	1927-28
Loyola	1	0	1996-97	1996-97
MAINE	56	40	1902-03	2010-11
Manhattan	3	3	1932-33	2007-08
Marist	4	1	1979-80	2010-11
Marshall	0	2	2007-08	2008-09
Maryland	1	3	1975-76	1990-91
MARYLAND-BALTIMORE COUNTY	14	7	1989-90	2010-11
Massachusetts	29	42	1903-04	2010-11
Mass. Col. of Pharmacy	1	0	1927-28	1927-28
Mass. Inst. of Technology	24	16	1903-04	1969-70

BOSTON

TEAM	W	L	FIRST	LAST
Massachusetts-Lowell	1	0	1985-86	1985-86
Mercer	0	1	1975-76	1975-76
Merrimack	6	0	1968-69	1984-85
Miami, Fla.	0	1	1965-66	1965-66
Miami (Ohio)	0	1	1998-99	1998-99
Michigan	2	4	1989-90	2005-06
Middlebury	6	1	1924-25	1953-54
Montana	0	1	1989-90	1989-90
Morehead State	1	0	2009-10	2009-10
Morgan State	1	0	1990-91	1990-91
Morris Harvey	0	1	1971-72	1971-72
Mount St. Mary's	1	1	2008-09	2009-10
Navy	2	0	1958-59	1988-89
NEVADA	1	0	2010-11	2010-11
NEW HAMPSHIRE	93	37	1908-09	2010-11
New Hampshire College	2	0	1980-81	1982-83
New Mexico	0	2	1980-81	1995-96
New Orleans	1	0	2001-02	2001-02
New York Tech	1	0	1979-80	1979-80
New York University	0	11	1932-33	1970-71
Niagara	17	6	1979-80	1994-95
North Carolina	0	2	1983-84	1984-85
North Carolina A&T	1	1	1990-91	1991-92
North Carolina State	0	2	1989-90	1995-96
North Carolina-Wilmington	2	0	1979-80	1982-83
NORTHEASTERN	71	67	1920-21	2010-11
Northern Illinois	0	1	1999-00	1999-00
North Texas State	2	0	1973-74	1994-95
Northwestern	0	1	1959-60	1959-60
Norwich	6	3	1921-22	1939-40
Notre Dame	0	3	1980-81	2008-09
Ohio University	4	0	1987-88	2003-04
Oklahoma	0	1	1994-95	1994-95
Old Dominion	0	4	1977-78	1981-82
Oral Roberts	0	1	1971-72	1971-72
Oregon	1	1	1985-86	1988-89
Oregon State	1	2	1985-86	2009-10
Pennsylvania	0	1	1967-68	1967-68
Penn State	2	1	1955-56	1983-84
Pepperdine	2	0	1989-90	1995-96
Pittsburgh	0	1	2007-08	2007-08
Portland State	0	1	1999-00	1999-00
Posse Normal	1	0	1916-17	1916-17
Princeton	0	2	1982-83	1993-94
Providence	4	18	1925-26	2001-02
Purdue	0	2	1982-83	1983-84
QUINNIPIAC	1	1	2000-01	2010-11
Radford	0	1	1999-00	1999-00
RHODE ISLAND	11	21	1916-17	2006-07
Richmond	2	1	1977-78	1987-88
Rider	1	3	1994-95	2006-07
Roanoke	0	1	1976-77	1976-77
Rochester	2	2	1968-69	1971-72
Rollins	0	1	1975-76	1975-76
Rutgers	5	12	1941-42	1971-72
St. Bonaventure	2	2	1982-83	2007-08
St. Francis (N.Y.)	7	0	1958-59	1993-94
St. Francis (Pa.)	0	1	1955-56	1955-56
SAINT JOSEPH'S	1	6	1982-83	2010-11
St. John's	0	3	1924-25	2006-07
St. Michael's	4	0	1924-25	1953-54

TEAM	W	L	FIRST	LAST
St. Peter's	4	2	1973-74	2008-09
St. Stephen's	0	1	1928-29	1928-29
Salem State	2	1	1935-36	1986-87
Seton Hall	1	4	1962-63	1966-67
Siena	9	8	1976-77	1988-89
South Carolina	0	2	1979-80	1980-81
Southern California	1	1	1984-85	1987-88
South Florida	1	2	1975-76	1996-97
Springfield	7	13	1916-17	1970-71
Squantum Naval Air Station	1	0	1942-43	1942-43
Stanford	0	1	2002-03	2002-03
Stetson	0	1	1969-70	1969-70
Stonehill	3	3	1963-64	1978-79
STONY BROOK	17	6	2001-02	2010-11
Suffolk	7	0	1955-56	1962-63
Syracuse	1	6	1946-47	1993-94
Tampa	0	1	1969-70	1969-70
Temple	0	3	1948-49	1964-65
Tennessee	0	1	1955-56	1955-56
Tennessee-Martin	1	0	1991-92	1991-92
Tennessee State	1	0	1989-90	1989-90
Tennessee Tech	1	0	1988-89	1988-89
TEXAS			2011-12	
Texas A&M	1	0	1986-87	1986-87
Texas Christian	0	1	1996-97	1996-97
Towson	10	5	1980-81	2000-01
Trinity	6	5	1919-20	1968-69
Tufts	42	19	1905-06	1968-69
Tufts "B"	0	2	1944-45	1944-45
Tulsa	0	1	1996-97	1996-97
Upsala	1	0	1979-80	1979-80
U. S. International	1	1	1979-80	1981-82
VERMONT	53	42	1921-22	2010-11
VILLANOVA	0	2	1937-38	2010-11
Virginia Commonwealth	1	2	1976-77	2009-10
Wagner	2	4	1976-77	1981-82
Wayne State	1	1	1937-38	1966-67
Wesleyan	1	3	1905-06	1941-42
West Virginia	0	2	1958-59	1974-75
William & Mary	2	1	1946-47	1954-55
Williams	1	4	1927-28	1940-41
Wisconsin-Green Bay	1	0	2001-02	2001-02
Worcester Poly. Institute	30	12	1921-22	1972-73
Wyoming	0	2	1956-57	1991-92
Xavier	1	0	1980-81	1980-81
Yale	2	2	1932-33	2008-09
Youngstown State	2	0	2003-04	2004-05

BOLD CAPS: 2011-12 opponent



SINGLE-GAME RECORDS

ALL-TIME REGISTER

All-Time Record

1,044-1,013 (.508)

All-Time Conference Record

315-202 (.609)

All-Time Overtime Record

51-36 (.586)

Most Wins in a Season

25 - 1996-97

Best Winning Percentage

.857 - 1945-46 (12-2); .833 - 1996-97 (25-5)

Longest Winning Streak

13 - 12/27/96 - 2/7/97

Most Losses in a Season

22 - 1999-00

Longest Losing Streak

11 - 1935-36

GAME

Most Points

124 - vs. New Hampshire, 2/17/79

Fewest Points

4 - vs. Holy Cross, 1902-03;
vs. Holy Cross, 1903-04

Points in a First Half

62 - vs. Assumption, 2/24/79;
vs. C. W. Post, 12/2/79

Points in a Second Half

68 - vs. New Hampshire, 2/17/79

Largest Margin of Victory

63 - vs. Suffolk, 12/7/57 (108-45)

Largest Margin of Defeat

67 - vs. Wesleyan, 1905-06 (74-7)

Combined Points

221 - vs. St. Peter's (ot), 2/20/74 (113-108 loss)

Field Goals Made


48 - vs. New Hampshire, 2/17/79

Field Goals Attempted

110 - vs. Brandeis, 3/2/72

Field-Goal Percentage

65.4% - vs. Merrimack, 12/10/68



Steve Wright had a game-high 26 points in the Terriers' 124-76 win over New Hampshire on Feb. 17, 1979. The 124 points scored remains a Terrier all-time high. Wright had his No. 33 jersey retired in 1980.

3-Point Field Goals Made

16 - vs. Albany, 1/19/10

3-Point Field Goals Attempted

37 - vs. Stony Brook, 1/2/10

3-Point Field-Goal Percentage

70.0% - vs. Northeastern, 3/10/89 (7-of-10)

Free Throws Made

38 - vs. Boston College, 1/29/55

Free Throws Attempted

59 - vs. Boston College, 1/29/55

Free-Throw Percentage

100.0% - at Albany, 1/8/03 (18-for-18)

Free Throws Made Without A Miss

18-for-18, at Albany, 1/8/03

Rebounds

81 - vs. Tufts, 2/21/63

Assists

32 - vs. Delaware State, 11/30/81

Steals

21 - vs. Vermont, 1/7/89

Blocked Shots

12 - vs. Vermont, 1/11/03

Overtimes

4 - at Holy Cross, 1/13/64
vs. Stony Brook, 1/19/09

SEASON

Points

2,528 - 2009-10 in 35 games

Highest Scoring Average

83.3 - 1979-80 in 30 games

Field Goals Made

992 - 1979-80 in 30 games

Field Goals Attempted

2,087 - 1979-80 in 30 games

Field-Goal Percentage

48.4% - 1983-84 in 29 games

3-Point Field Goals Made

300 - 2009-10 in 35 games

3-Point Field Goals Attempted

824 - 2009-10 in 35 games

3-Point Field-Goal Percentage

40.4% - 1988-89 in 30 games

Free Throws Made

599 - 1982-83 in 31 games

Free Throws Attempted

815 - 1987-88 in 31 games;
1988-89 in 30 games

Free-Throw Percentage

76.4% - 1982-83 in 31 games

Rebounds

1,296 - 2009-10 in 35 games

Assists

524 - 1979-80 in 30 games

Steals

319 - 1979-80 in 30 games

Blocked Shots

158 - 1993-94 in 27 games

Most Turnovers

494 - 1991-92 in 28 games

Fewest Turnovers

350 - 2004-05 in 29 games

Most Personal Fouls

744 - 2009-10 in 35 games

Fewest Personal Fouls

298 - 1961-62 in 20 games; 1964-65 in 20 games

Overtimes

10 - 2008-09 in 6 of 30 games

SINGLE-GAME RECORDS

POINTS (not kept consistently until 1970-71 season)

- | | | | | |
|----|----|--------------|-----------------|----------|
| 1. | 47 | Jim Hayes | vs. Springfield | 02/23/70 |
| 2. | 46 | Kevin Thomas | vs. Tennessee | 1955-56 |

REBOUNDS (not kept consistently until 1970-71 season)

- | | | | | |
|----|----|--------------|------------------|----------|
| 1. | 34 | Kevin Thomas | vs. Boston Coll. | 03/05/58 |
| 2. | 27 | James Garvin | vs. Brandeis | 03/02/72 |

ASSISTS (not kept consistently until 1979-80 season)

- | | | | | |
|----|----|-----------------|------------------|----------|
| 1. | 16 | Ken Leary | vs. Colby | 02/08/64 |
| 2. | 15 | Jeff Timberlake | vs. Siena | 03/01/89 |
| | 15 | Shawn Teague | vs. Northeastern | 02/11/84 |

STEALS (not kept consistently until 1979-80 season)

- | | | | | |
|----|---|---------------|------------------|----------|
| 1. | 8 | Tyler Morris | vs. Morehead St. | 03/22/10 |
| | 8 | Shaun Wynn | at Albany | 01/04/04 |
| | 8 | Mike Costello | vs. Hartford | 02/19/00 |
| | 8 | Brett Brown | vs. CW Post | 02/16/81 |

BLOCKED SHOTS (not kept consistently until 1979-80 season)

- | | | | | |
|----|---|---------------|--------------|----------|
| 1. | 8 | Tunji Awojobi | vs. Drexel | 03/07/97 |
| | 8 | Tunji Awojobi | vs. Hartford | 02/23/95 |
| | 8 | Tunji Awojobi | at Hartford | 03/04/95 |

FIELD GOALS MADE (not kept consistently until 1970-71)

- | | | | | |
|----|----|--------------|--------------|----------|
| 1. | 21 | Kevin Thomas | vs. Rutgers | 1954-55 |
| 2. | 18 | Ken Boyd | vs. Brandeis | 03/02/72 |

FIELD GOAL ATTEMPTS (not kept consistently until 1970-71)

- | | | | | |
|----|----|--------------|--------------|----------|
| 1. | 37 | Ken Boyd | vs. Brandeis | 03/02/72 |
| 2. | 30 | Steve Wright | at Maryland | 02/11/80 |

FREE THROWS MADE (not kept consistently until 1970-71)

- | | | | | |
|----|----|------------------|-----------------|----------|
| 1. | 19 | Johnny Nunziato | vs. Connecticut | 1953-54 |
| 2. | 15 | Drederick Irving | at Hartford | 02/05/88 |
| | 15 | Tony Simms | vs. Purdue | 11/29/82 |

FREE THROWS ATTEMPTED (since 1970-71 season)

- | | | | | |
|----|----|-------------|------------|----------|
| 1. | 21 | Jason Scott | at UNH | 01/16/91 |
| 2. | 18 | Tony Simms | at Maine | 02/08/83 |
| | 18 | Tony Simms | vs. Purdue | 11/29/82 |

3-POINTERS MADE

- | | | | | |
|----|---|---------------|----------------|----------|
| 1. | 8 | Carlos Strong | vs. Binghamton | 02/08/07 |
|----|---|---------------|----------------|----------|

3-POINTERS ATTEMPTED

- | | | | | |
|----|----|------------|---------------------|----------|
| 1. | 16 | Corey Lowe | vs. New Hampshire | 01/09/08 |
| | 16 | Corey Lowe | vs. St. Bonaventure | 11/09/07 |
| | 16 | Corey Lowe | at Hartford | 01/06/07 |



Carlos Strong holds the record for 3-pointers made in a game.

POINTS

Season			
No.	Player	Points	Year
1.	John Holland	673	09-10
2.	Tunji Awojobi	658	95-96
3.	John Holland	654	10-11
4.	Jim Hayes	616	68-69
	Drederick Irving	616	87-88
6.	Tunji Awojobi	615	94-95
7.	Jim Hayes	565	67-68
	Drederick Irving	565	86-87
9.	Drederick Irving	559	85-86
10.	Steve Wright	553	79-80
Career			
No.	Player	Points	Years
1.	Tunji Awojobi	2,308	93-97
2.	John Holland	2,212	07-11
3.	Drederick Irving	1,931	84-88
4.	Corey Lowe	1,815	06-10
5.	Jim Hayes	1,679	67-70
6.	Steve Wright	1,641	76-80
7.	Paul Hendricks	1,527	83-87
8.	Kenny Boyd	1,461	71-74
9.	Mike Alexander	1,413	82-85
10.	Chaz Carr	1,406	01-05

SCORING AVERAGE


Season			
No.	Player	Avg.	Year
1.	Jim Hayes	25.7	68-69
2.	Larry McNulty	24.0	61-62
3.	Jim Hayes	23.7	69-70
4.	Kenny Boyd	23.4	71-72
5.	Jim Hayes	23.3	67-68
	Kevin Thomas	23.3	55-56
7.	Tunji Awojobi	22.7	95-96
8.	Kenny Boyd	21.3	73-74
9.	Steve Wright	20.8	78-79
10.	Kevin Thomas	20.0	54-55
Career			
No.	Player	Avg.	Years
1.	Jim Hayes	24.3	67-70
2.	Kenny Boyd	20.6	71-74
3.	Mike Alexander	20.2	82-87
	Tunji Awojobi	20.2	93-97
5.	Randy Cross	18.7	62-65
6.	Martin Reisner	18.3	50-52
7.	Kevin Thomas	18.1	53-56
8.	John Holland	17.1	07-11
9.	Neil Burns	16.7	73-76
10.	Tom Channel	16.6	77-79

REBOUNDS

Season			
No.	Player	Rebs	Year
1.	Ed Washington	382	58-59
2.	Tunji Awojobi	365	94-95
3.	James Garvin	342	72-73
4.	James Garvin	335	71-72
	John Osgood	335	65-66
6.	Kevin Thomas	322	54-55
7.	Tunji Awojobi	314	95-96
8.	Jim Hayes	297	67-68
9.	Dick Moreshead	292	62-63
10.	Tunji Awojobi	283	93-94
Career			
No.	Player	Rebs	Years
1.	Tunji Awojobi	1,237	93-97
2.	James Garvin	935	70-73
3.	Paul Hendricks	805	82-87
4.	John Osgood	784	63-66
5.	Kenny Boyd	772	71-74
6.	John Holland	725	07-11
7.	Walter Chesley	704	73-76
8.	Dick Moreshead	699	62-65
9.	Marty Schoepfer	697	67-70
10.	Randy Cross	691	62-65

REBOUNDING AVERAGE

Season (Minimum 10 games played)			
No.	Player	Avg.	Year
1.	Dick Moreshead	17.7	63-64
2.	Dick Moreshead	15.4	62-63
3.	Kevin Thomas	15.3	54-55
4.	James Garvin	14.6	71-72
	John Osgood	14.6	65-66
6.	Ed Washington	14.1	58-59
7.	James Garvin	13.7	72-73



Tony Simms established the program record for steals in a season in 1982-83. He tallied 76 that year.

8.	Mike Cotton	13.0	63-64
	Randy Cross	13.0	64-65
	Larry Isenberg	13.0	59-60
Career (Minimum 40 games played)			
No.	Player	Avg.	Years
1.	Dick Moreshead	13.7	62-65
2.	James Garvin	12.8	70-73
3.	John Osgood	11.9	63-66
4.	Randy Cross	11.1	62-65
5.	Tunji Awojobi	10.9	93-97
	Kenny Boyd	10.9	71-74
7.	Larry Isenberg	10.7	59-62
8.	Marty Schoepfer	10.1	67-70
9.	Jim Hayes	9.6	67-70
10.	Walter Chesley	9.3	73-76

FIELD GOALS MADE

Season			
No.	Player	FGM	Year
1.	Tunji Awojobi	253	95-96
2.	Tunji Awojobi	230	94-95
	Kenny Boyd	230	73-74
4.	Mike Alexander	226	82-83
5.	Drederick Irving	221	85-86
6.	Kenny Boyd	219	71-72
7.	Drederick Irving	217	86-87
8.	Larry Jones	216	87-88
9.	John Holland	215	09-10
10.	Steve Wright	212	79-80
Career			
No.	Player	FGM	Years
1.	Tunji Awojobi	871	93-97
2.	John Holland	723	07-11
3.	Drederick Irving	716	84-88
4.	Steve Wright	617	76-80
5.	Corey Lowe	612	06-10
	Kenny Boyd	612	71-74
7.	Mike Alexander	604	82-87
8.	Paul Hendricks	558	82-87
9.	Jim Hayes	557	67-70
10.	Neil Burns	490	73-76

FIELD-GOAL PERCENTAGE

Season (Minimum 75 FG Attempts)			
No.	Player	FG%	Year
1.	George Gaudreault	.699	47-48
2.	Jason Scott	.584	90-91
3.	Tunji Awojobi	.582	95-96
4.	Joey Beard	.580	96-97
	Desmond Martin	.580	79-80
	Steve Wright	.580	77-78
7.	Doug Bean	.577	77-78
8.	Jim Hayes	.572	67-68
9.	Jim Hayes	.570	68-69
10.	Dan Harwood	.561	80-81
Career (Minimum 200 FG Attempts)			
No.	Player	FG%	Years
1.	Jim Hayes	.563	67-70
2.	Desmond Martin	.556	77-81
3.	Tunji Awojobi	.535	93-97
4.	Joey Beard	.533	95-98
5.	Dan Harwood	.523	79-81
	Larry Jones	.523	85-88
7.	Marty Schoepfer	.522	67-70
	David Stiff	.522	92-95
	Steve Wright	.522	76-80
10.	Kevin Gardner	.519	02-06

3-POINTERS

Season			
No.	Player	3-Ptrs	Year
1.	Corey Lowe	92	07-08
2.	Corey Lowe	85	08-09
3.	John Holland	80	08-09
4.	Mark Daly	79	91-92
5.	John Holland	76	10-11
6.	Corey Lowe	75	09-10
7.	Paul Seymour	70	99-00
8.	Billy Beal	67	97-98
	Corey Hassan	67	05-06
10.	Reggie Stewart	64	90-91
Career			
No.	Player	3-Ptrs	Years
1.	Corey Lowe	313	06-10
2.	John Holland	255	07-11
3.	Mark Daly	202	88-92
4.	Mike Costello	196	96-00
5.	Paul Seymour	192	99-03
	Carlos Strong	179	06-10
7.	Chaz Carr	177	01-05
8.	Reggie Stewart	174	87-91
9.	Matt Turner	171	99-04
10.	Billy Beal	163	95-99

3-POINT PERCENTAGE

Season (Minimum 45 three-pt. attempts)			
No.	Player	Pct.	Year
1.	Billy Collins	.482	01-02
2.	Carlos Strong	.472	09-10
3.	Tyler Morris	.469	06-07
4.	Mark Daly	.468	88-89
5.	Matt Griffin	.458	10-11
	Tony DaCosta	.458	86-87
	Tony DaCosta	.458	88-89
8.	Brian Holden	.457	90-91
9.	Mark Daly	.455	89-90
10.	David Wallace	.448	92-93
Career (Minimum 125 three-pt. attempts)			
No.	Player	Pct.	Years
1.	Billy Collins	.451	00-03
2.	Tony DaCosta	.449	85-89
3.	David Wallace	.440	91-94
4.	Mark Daly	.434	88-92
5.	Drederick Irving	.423	84-88
6.	Steven Key	.419	86-90
7.	Carlos Strong	.400	06-10
8.	Tyler Morris	.383	06-10
9.	Jason Grochowalski	.377	99-04
10.	Danny Delgado	.374	91-94

FREE THROWS MADE

Season			
No.	Player	FTM	Year
1.	Jim Hayes	216	68-69
2.	John Holland	183	09-10
3.	Jim Hayes	177	67-68
4.	Tony Simms	176	82-83
5.	John Holland	172	10-11
	Jim Hayes	172	69-70
7.	Tunji Awojobi	153	94-95
8.	Drederick Irving	152	87-88
9.	Tunji Awojobi	149	95-96
	Kevin Thomas	149	55-56



SEASON & CAREER RECORDS



Billy Collins holds the career 3-point percentage mark, making 45.1 percent of his shots from behind the arc.

FREE THROWS MADE (CONT.)

Career			
No.	Player	FTM	Years
1.	Jim Hayes	565	67-70
2.	Tunji Awojobi	551	93-97
3.	John Holland	511	07-11
4.	Paul Hendricks	411	82-87
5.	Drederick Irving	402	84-88
6.	Steve Wright	398	76-80
7.	Rashad Bell	396	01-05
8.	Shawn Teague	346	81-85
9.	Jeff Timberlake	322	85-89
10.	Tony Simms	320	80-83

FREE-THROW PERCENTAGE

Season (Minimum 70 FT Attempts)			
No.	Player	FT%	Year
1.	Jason Grochowalski	.877	03-04
2.	Shawn Teague	.862	84-85
3.	John Holland	.860	10-11
	Jason Grochowalski	.860	00-01
5.	John Holland	.851	09-10
6.	Steven Key	.848	89-90
7.	D.J. Irving	.845	10-11
8.	Tony DaCosta	.843	88-89
9.	Mike Alexander	.839	82-83
10.	Tyler Morris	.831	09-10

Career (Minimum 200 FT Attempts)			
No.	Player	FT%	Years
1.	Jason Grochowalski	.836	99-04
2.	Steven Key	.823	86-90
3.	John Holland	.807	07-11
4.	Tyler Morris	.800	06-10
5.	Reggie Stewart	.797	87-91
	Kerry Walker	.797	72-75
7.	Tony DaCosta	.788	85-89
	Steve Wright	.783	76-80
9.	Mike Alexander	.772	82-87
10.	Brett Brown	.769	79-83

ASSISTS

Season			
No.	Player	Asst.	Year
1.	Jeff Timberlake	238	88-89
2.	Steven Key	228	89-90
3.	Shawn Teague	218	83-84
4.	Shawn Teague	217	84-85
	Jeff Timberlake	217	87-88
6.	Ken Leary	195	63-64
7.	Jeff Timberlake	178	86-87
8.	Ken Leary	166	64-65
9.	Shawn Teague	165	82-83
10.	Brett Brown	144	81-82
	LeVar Folk	144	96-97

Career			
No.	Player	Asst.	Years
1.	Jeff Timberlake	772	85-89
2.	Shawn Teague	600	82-85
3.	LeVar Folk	519	95-99
4.	Ken Leary	508	62-65
5.	Corey Lowe	411	06-10
6.	Brett Brown	404	79-83
7.	Kevin Fitzgerald	372	00-04
8.	Steven Key	366	86-90
9.	Tony DaCosta	361	85-89
10.	B. J. Fearington	333	94-98

ASSIST-TO-TURNOVER RATIO

Season (Minimum 50 Assists)			
No.	Player	Ratio	Year
1.	James Schwartz	2.81, 76-27	95-96
2.	Brett Brown	2.71, 144-53	81-82
3.	Jeff Timberlake	2.55, 217-85	87-88
4.	Jeff Timberlake	2.53, 238-94	88-89
5.	Kevin Fitzgerald	2.52, 116-46	01-02
6.	Shawn Teague	2.49, 217-87	84-85
7.	Shaun Wynn	2.27, 100-44	04-05
8.	Kevin Fitzgerald	2.26, 86-38	03-04
9.	B.J. Fearington	2.14, 90-42	97-98
10.	Marques Johnson	2.13, 83-39	07-08

Career (Minimum 100 Assists)			
No.	Player	Ratio	Year
1.	Jeff Timberlake	2.24	19-89
2.	Kevin Fitzgerald	2.20	00-04
3.	Brett Brown	2.19	79-83
4.	Shaun Wynn	1.92	02-06
5.	Shawn Teague	1.90	81-85
6.	Steven Key	1.80	86-90
7.	Marques Johnson	1.77	05-09
8.	D.J. Irving	1.76	10-pres.
9.	B.J. Fearington	1.75	94-98
10.	Jim Christian	1.63	83-85

STEALS

Season			
No.	Player	Steals	Years
1.	Tony Simms	76	82-83
2.	Dwayne Vinson	64	83-84
3.	Shaun Wynn	60	03-04
	Shawn Teague	60	83-84
5.	Carlos Strong	58	09-10
6.	LeVar Folk	57	98-99
7.	John Holland	56	09-10
	Shawn Teague	56	82-83
9.	Tunji Awojobi	54	95-96
10.	John Holland	53	08-09
	Shaun Wynn	53	04-05
	Johnnie Ray Wall	53	80-81

Career			
No.	Player	Steals	Years
1.	John Holland	200	07-11
	LeVar Folk	200	95-99
3.	Dwayne Vinson	193	83-86
4.	Tunji Awojobi	171	93-97
5.	Shawn Teague	167	82-85
6.	Kevin Fitzgerald	166	00-04
7.	Shaun Wynn	156	02-06
8.	Jeff Timberlake	145	85-89
9.	Brett Brown	141	79-83
10.	Johnnie Ray Wall	137	78-83

BLOCKED SHOTS

Season			
No.	Player	Blocks	Year
1.	Tunji Awojobi	87	94-95
2.	Tunji Awojobi	86	93-94
3.	Tunji Awojobi	71	96-97
4.	Patrick Hazel	64	10-11
5.	Tunji Awojobi	58	95-96
6.	Rashad Bell	49	04-05
7.	Omari Peterkin	44	06-07
8.	Jake O'Brien	42	09-10
	Jason Scott	42	90-91
10.	Etienne Brower	40	04-05

Career			
No.	Player	Blocks	Years
1.	Tunji Awojobi	302	93-97
2.	Rashad Bell	114	01-05

3.	Kevin Gardner	95	02-06
4.	Jason Scott	93	89-92
5.	Jake O'Brien	85	08-pres.
6.	Larry Jones	78	85-88
7.	David Stiff	75	91-95
8.	Gary Plummer	70	80-84
9.	Rick Rosu-Myles	69	90-94
10.	Scott Brittain	68	06-09

TURNOVERS

Season			
No.	Player	TO	Year
1.	Corey Lowe	134	09-10
2.	Steven Key	117	89-90
3.	Brian Holden	110	90-91
4.	Shawn Teague	104	83-84
5.	Daryl Partin	100	10-11
	Billy Beal	100	96-97
	LeVar Folk	100	96-97
	Tony Simms	100	82-83
9.	Corey Lowe	97	08-09
10.	Steve Dabney	96	73-74
	LeVar Folk	96	95-96

Career			
No.	Player	TO	Years
1.	Corey Lowe	403	06-10
2.	LeVar Folk	370	95-99
3.	Shawn Teague	347	81-85
4.	Jeff Timberlake	344	85-89
5.	Tunji Awojobi	290	93-97
6.	Paul Hendricks	287	82-87
7.	Chaz Carr	274	01-05
8.	John Holland	249	07-11
9.	Tony DaCosta	243	85-89
10.	Tony Simms	237	80-83

GAMES PLAYED

Career			
No.	Player	Games	Years
1.	John Holland	129	07-11
2.	Drederick Irving	122	84-88
3.	Jeff Timberlake	121	85-89
	Dwayne Vinson	121	82-86
5.	Paul Seymour	120	99-03
	Rashad Bell	120	01-05
	Chaz Carr	120	01-05
8.	Kevin Fitzgerald	119	00-04
	Jason Grochowalski	119	99-04
	Tony DaCosta	119	85-89
	Tom Ivey	119	82-86


MINUTES PLAYED

Season			
No.	Player	Minutes	Year
1.	John Holland	1,205	09-10
2.	Jake O'Brien	1,158	09-10
3.	John Holland	1,153	10-11
4.	Daryl Partin	1,118	10-11
5.	Steven Key	1,101	89-90
6.	Carlos Strong	1,075	09-10
7.	D.J. Irving	1,070	10-11
8.	Corey Lowe	1,068	09-10
	LeVar Folk	1,068	96-97
10.	John Holland	1,065	08-09

Career			
No.	Player	Minutes	Years
1.	John Holland	4,195	07-11
2.	Corey Lowe	3,829	06-10
3.	Tunji Awojobi	3,708	93-97
4.	LeVar Folk	3,674	95-99
5.	Chaz Carr	3,603	01-05
6.	Shawn Teague	3,571	81-85
7.	Drederick Irving	3,500	84-88
8.	Paul Hendricks	3,367	82-87
9.	Jeff Timberlake	3,350	85-89
10.	Kevin Fitzgerald	3,220	00-04

Notes:

- ** Current players in bold.
- ** Rebounding totals not kept consistently until 1955-56 season.
- ** Assists statistics not kept consistently until the 1972-73 season.
- ** Steals and blocked shots statistics compiled for the first time during the 1979-80 season.
- ** Statistics on turnovers and minutes played not kept consistently until the 1973-74 season.




1. TUNJI AWOJOBI

1993-94	510
1994-95	615
1995-96	658
1996-97	525
Total	2,308



2. JOHN HOLLAND

2007-08	342
2008-09	543
2009-10	673
2010-11	654
Total	2,212




3. DREDERICK IRVING

1984-85	191
1985-86	559
1986-87	565
1987-88	616
Total	1,931



4. COREY LOWE

2006-07	366
2007-08	470
2008-09	498
2009-10	481
Total	1,815




5. JIM HAYES

1967-68	565
1968-69	616
1969-70	498
Total	1,679




6. JOHN HOLLAND

1976-77	265
1977-78	283
1978-79	540
1979-80	553
Total	1,641




15. RANDY CROSS

1962-63	345
1963-64	437
1964-65	377
Total	1,159



24. CARLOS STRONG

2006-07	267
2007-08	312
2008-09	77
2009-10	382
Total	1,038



7. PAUL HENDRICKS

1983-84	191
1984-85	481
1985-86	332
1986-87	523
Total	1,527



16. KEVIN THOMAS

1953-54	183
1954-55	420
1955-56	535
Total	1,138



25. REGGIE STEWART

1987-88	83
1988-89	151
1989-90	277
1990-91	516
Total	1,027



8. KENNY BOYD

1971-72	538
1972-73	391
1973-74	532
Total	1,461



17. PAUL SEYMOUR

1999-00	352
2000-01	337
2001-02	205
2002-03	242
Total	1,136



26. TONY DACOSTA

1985-86	164
1986-87	193
1987-88	250
1988-89	417
Total	1,024



9. MIKE ALEXANDER

1982-83	525
1983-84	437
1984-85	337
1986-87	114
Total	1,413



18. LARRY JONES

1985-86	259
1986-87	334
1987-88	537
Total	1,130



27. JAKE O'BRIEN

2008-09	374
2009-10	483
2010-11	163
2011-12	---
Total	1,020



10. CHAZ CARR

2001-02	433
2002-03	216
2003-04	376
2004-05	381
Total	1,406




19. GARY PLUMMER

1980-81	104
1981-82	125
1982-83	441
1983-84	459
Total	1,129



28. MARK DALY

1988-89	101
1989-90	251
1990-91	272
1991-92	392
Total	1,016



11. RASHAD BELL

2001-02	208
2002-03	372
2003-04	334
2004-05	453
Total	1,367



20. JAMES GARVIN

1970-71	409
1971-72	272
1972-73	431
Total	1,112



29. KERRY WALKER

1972-73	438
1973-74	138
1974-75	432
Total	1,008



12. NEIL BURNS

1973-74	388
1974-75	399
1975-76	483
Total	1,270




21. JASON GROCHOWALSKI

1999-00	8
2000-01	356
2001-02	248
2002-03	255
2003-04	232
Total	1,099



30. ARTURO BROWN

1979-80	231
1980-81	365
1981-82	411
Total	1,007



13. TONY SIMMS

1980-81	381
1981-82	263
1982-83	576
Total	1,220



22. MARTY SCHOEPFER

1967-68	287
1968-69	363
1969-70	424
Total	1,074



31. SHAWN TEAGUE

1980-81 (at Missouri)	113
1982-83	302
1983-84	267
1984-85	318
Total	1,000



14. LEVAR FOLK

1995-96	281
1996-97	322
1997-98	272
1998-99	317
Total	1,192



23. JEFF TIMBERLAKE

1985-86	152
1986-87	209
1987-88	313
1988-89	392
Total	1,066



"THE ROOF" FACTS AND RECORDS

First Game	BU 87, Northeastern 74 (12/5/72)
Total Games	299
All-Time Record	217-89 (.709)
Highest Attendance	1,965, vs. Hartford (2/15/97)
Conference Games	138-60 (.697)
Scoring 80+ points	72-12 (.857)
Scoring 90+ points	21-4 (.840)
Scoring 100+ points	7-0 (1.000)
Overtime	16-9 (.640)
In the 1970s	57-33 (.633)
In the 1980s	22-2 (.917)
In the 1990s	54-26 (.675)
In the 2000s	78-25 (.757)
In 2010s	6-1 (.857)
Most Wins	12 (1978-79, 1979-80)
Most Losses	8 (1998-99)
Consecutive Wins	15, 2/23/96 to 11/30/97
Biggest Win	51 points (73-22) - vs. Hartford (1/6/05)
Biggest Loss	28 points (90-62) - vs. Vermont, (2/17/00)
Best Record (Pct.)	1.000 (10-0), 1996-97

BOSTON UNIVERSITY VS. ALL OPPONENTS ON "THE ROOF"

Adelphia	0-1	Fla. Southern	1-0	Ohio	1-0
Albany	4-3	Fordham	2-0	Old Dominion	0-1
American	1-0	George Mason	1-1	Quinnipiac	0-1
Army	1-0	G. Washington	1-2	Rhode Island	3-3
Assumption	2-1	Hartford	14-3	Richmond	1-0
Baltimore	2-0	Harvard	9-2	Rider	1-1
Binghamton	6-2	Hofstra	5-2	Saint Joseph's	0-1
Brandeis	2-0	Holy Cross	3-4	St. Bonaventure	1-0
Brooklyn	1-0	Iona	1-0	St. Francis	3-0
Canisius	2-0	James Madison	1-0	St. Peter's	3-0
Catholic	0-1	Liberty	0-1	Siena	2-0
Charleston	1-0	Long Island	1-0	Stonehill	2-1
Cleveland State	1-0	Maine	18-8	Stony Brook	9-1
Colgate	4-0	Manhattan	1-1	Towson	5-1
Columbia	1-0	Marist	2-0	UNC Charlotte	0-1
Connecticut	2-5	UMBC	8-1	UNC Wilmington	1-0
Cornell	1-0	Massachusetts	1-4	Upsala	1-0
C.W. Post	2-0	Merrimack	1-0	U.S. Intnl.	0-1
Dartmouth	3-1	Morehead State	1-0	Va. Commonwealth	1-0
Delaware	5-4	Mount St. Mary's	1-0	Vermont	15-7
Delaware State	2-0	New Hampshire	21-5	Wagner	0-2
Drexel	3-6	New York Tech	1-0	WPI	1-0
East Carolina	1-0	Niagara	3-1	Yale	1-0
Fairfield	1-1	Northeastern	14-8		
Fair. Dickinson	2-0	N. Texas St.	1-0		

YEAR-BY-YEAR ON "THE ROOF"

Year	Record	Pct.
1972-73	10-1	.909
1973-74	4-5	.444
1974-75	6-4	.600
1975-76	3-6	.333
1976-77	5-7	.417
1977-78	5-5	.500
1978-79	12-4	.750
1979-80	12-1	.923
1980-81	2-0	1.000
1981-82	9-2	.818
1982-83	WALTER BROWN	
1983-84	11-1	.917
1984-85	0-1	.000
1985-86		
1986-87		
1987-88		
1988-89		
1989-90		
1990-91		
1991-92		
1992-93		
1993-94	7-5	.583
1994-95	9-3	.750
1995-96	10-2	.833
1996-97	10-0	1.000
1997-98	10-1	.909
1998-99	4-8	.333
1999-00	4-7	.364
2000-01	8-3	.727
2001-02	10-2	.833
2002-03	9-3	.750
2003-04	11-2	.846
2004-05	9-1	.900
2005-06	5-2	.714
2006-07	6-4	.600
2007-08	7-4	.636
2008-09	7-2	.778
2009-10	6-2	.750
2010-11	6-1	.857
TOTAL	217-89	.709

GAMES PLAYED AT WALTER BROWN ARENA

"THE ROOF" RECORD BOOK

INDIVIDUAL RECORDS

BY A BOSTON UNIVERSITY PLAYER

Points
 38 John Holland vs. Hartford, 2/28/08
 37 Kerry Walker vs. Connecticut, 2/7/73
 Steve Wright vs. Upsala, 12/11/79

Field Goals
 14 John Holland vs. Hartford, 2/28/08

Field Goal Attempts
 28 Kenny Boyd vs. Northeastern, 2/26/74

Free Throws
 15 Kerry Walker vs. Connecticut, 2/7/73
 Steve Wright vs. Upsala, 12/11/79

Free Throw Attempts
 17 Steve Wright vs. Upsala, 12/11/79
 Joey Beard vs. Northeastern, 2/17/98

3-Point Field Goals Made
 8 Carlos Strong vs. Binghamton, 2/8/07

3-Point Field Goal Attempts
 16 Corey Lowe vs. St. Bonaventure, 11/9/07
 Corey Lowe vs. New Hampshire, 1/9/08

Rebounds
 21 Tunji Awojobi vs. Delaware, 2/1/96

Assists
 14 Brett Brown vs. Delaware State, 11/30/81

Steals
 8 Tyler Morris vs. Morehead State, 3/22/10

Blocked Shots
 8 Tunji Awojobi vs. Hartford, 2/23/95
 Tunji Awojobi vs. Drexel, 3/7/97

BY AN OPPOSING PLAYER

Points
 43 Al Weston, Connecticut, 2/7/73

Field Goals
 20 Al Weston, Connecticut, 2/7/73

Field Goal Attempts
 33 Steve Powell, Rhode Island, 2/27/73

Free Throws
 18 Rufus Harris, Maine, 2/20/80

Free Throw Attempts
 19 Rufus Harris, Maine, 2/20/80

3-Point Field Goals
 8 Bryan Dougher, Stony Brook, 1/2/10
 Maze Stallworth, Morehead State, 3/22/10

3-Point Field Goal Attempts
 13 three times, last
 Maze Stallworth, Morehead State, 3/22/10

Rebounds
 20 Chris Brown, New Hampshire, 2/10/02

Assists
 11 Tom Conrad, Old Dominion, 1/18/78

Steals
 10 Kelvin Hicks, New York Tech, 2/23/80

Blocked Shots
 5 Erik Nelson, Vermont, 1/6/95
 Antonio Reynolds-Dean, URI, 11/30/97

TEAM RECORDS

BY BOSTON UNIVERSITY

Points
Game 124 vs. New Hampshire, 2/17/79
Half 68 vs. New Hampshire, 2nd, 2/17/79

Field Goals
 48 3x; most recently vs. Marist, 1/26/80

Field Goal Attempts
 108 vs. Marist, 1/26/80

Field Goal Percentage
 .633 vs. Vermont (31-49), 2/28/78

Free Throws
 32 vs. New Hampshire, 2/23/01
 31 vs. Connecticut, 2/7/73

Free Throw Attempts
 43 vs. Siena, 11/29/76

Free Throw Percentage
 .941 vs. Harvard (16-17), 12/4/01

3-Point Field Goals Made
 14 vs. New Hampshire, 1/12/99

3-Point Field Goal Attempts
 37 vs. Stony Brook, 1/2/10

Rebounds
 60 vs. Vermont, 1/22/99

Blocked Shots
 12 vs. Vermont, 1/11/03

Assists
 26 vs. Army, 12/2/94

Steals
 20 vs. NY Tech, 2/23/80

BY AN OPPONENT

Points
Game 102 vs. Harvard, 12/13/72, vs. Maine, 2/20/80
Half 63 vs. Connecticut, 2/9/75

Field Goals
 48 vs. Harvard, 12/13/72

Field Goal Attempts
 96 vs. Harvard, 12/13/72

Field Goal Percentage
 .682 vs. Maine (30-44), 2/20/80

Free Throws
 42 vs. Maine, 2/20/80

Free Throw Attempts
 50 vs. Maine, 2/20/80

Free Throw Percentage
 .965 vs. Holy Cross (28-29), 2/19/76

3-Point Field Goals Made
 16 vs. Morehead State, 3/22/10

3-Point Field Goal Attempts
 35 vs. Harvard, 12/4/01

Rebounds
 62 vs. Vermont, 12/4/79, Connecticut, 12/9/79

Assists
 27 vs. Massachusetts, 1/6/73

COACHING RECORDS ON "THE ROOF"

Head Coach	W	L	Pct.
Ron Mitchell	14	6	.700
Roy Sigler	19	22	.463
John Pitino	35	7	.833
Rick Kuester	11	2	.846
Bob Brown	7	5	.583
Dennis Wolff	119	44	.730
Pat Chambers	12	3	.800
Totals	217	89	.709



YEAR	W	L	COACH	POSTSEASON	YEAR	W	L	COACH	POSTSEASON
1901-02	1	1	no coach		1970-71	7	18	Charles Luce	
1902-03	0	3	no coach		1971-72	7	16	Ron Mitchell	
1903-04	0	3	no coach		1972-73	15	10	Ron Mitchell	
1904-05	2	3	no coach		1973-74	9	16	Ron Mitchell	
1905-06	2	4	no coach		1974-75	12	13	Roy Sigler	
1906-07	0	1	no coach		1975-76	7	19	Roy Sigler	
1907-08	-	-	no team		1976-77	7	19	Roy Sigler	
1908-09	0	2	P. V. Stroud		1977-78	10	15	Roy Sigler	
1909-10	0	1	Charles McGlue		1978-79	17	9	Rick Pitino	
1900's	5	18	.217		1979-80	21	9	Rick Pitino	NIT
1910-11	0	1	H. L. Perrin		1970's	112	144	.438	
1911-12-1914-15	-	-	no team		1980-81	13	14	Rick Pitino	
1915-16	2	2	Henry Crane		1981-82	19	9	Rick Pitino	
Varsity Program Starts					1982-83	21	10	Rick Pitino	NCAA
1916-17	6	3	V. B. Allison		1983-84	16	13	John Kuester	
1917-18	6	2	V. B. Allison		1984-85	15	15	John Kuester	
1919-20	0	6	Percy Wendell		1985-86	21	10	Mike Jarvis	NIT
1910's	14	14	.500		1986-87	18	12	Mike Jarvis	
1920-21	2	1	no coach		1987-88	23	8	Mike Jarvis	NCAA
1921-22	1	14	no coach		1988-89	21	9	Mike Jarvis	
1922-23	0	2	no coach		1989-90	18	12	Mike Jarvis	NCAA
1923-24	-	-	no team		1980's	185	112	.623	
1924-25	9	13	John Williams		1990-91	11	18	Bob Brown	
1925-26	6	7	Win Carlson		1991-92	10	18	Bob Brown	
1926-27	6	7	Win Carlson		1992-93	6	21	Bob Brown	
1927-28	8	8	Win Carlson		1993-94	11	16	Bob Brown	
1928-29	4	8	Win Carlson		1994-95	15	16	Dennis Wolff	
1929-30	4	8	Win Carlson		1995-96	18	11	Dennis Wolff	
1920's	40	68	.370		1996-97	25	5	Dennis Wolff	NCAA
1930-31	6	7	Win Carlson		1997-98	19	11	Dennis Wolff	
1931-32	5	8	Win Carlson		1998-99	9	18	Dennis Wolff	
1932-33	8	7	John Harmon		1999-2000	7	22	Dennis Wolff	
1933-34	5	7	John Harmon		1990's	131	156	.456	
1934-35	2	14	John Harmon		2000-01	14	14	Dennis Wolff	
1935-36	1	13	Mel Collard		2001-02	22	10	Dennis Wolff	NCAA
1936-37	9	6	Mel Collard		2002-03	20	11	Dennis Wolff	NIT
1937-38	9	9	Mel Collard		2003-04	23	6	Dennis Wolff	NIT
1938-39	10	4	Mel Collard		2004-05	20	9	Dennis Wolff	NIT
1939-40	6	7	Mel Collard		2005-06	12	16	Dennis Wolff	
1930's	61	82	.427		2006-07	12	18	Dennis Wolff	
1940-41	13	3	Mel Collard		2007-08	14	17	Dennis Wolff	
1941-42	9	5	Mel Collard		2008-09	17	13	Dennis Wolff	
1942-43	3	10	Mel Collard		2009-10	21	14	Pat Chambers	CBI
1943-44	-	-	no team		2000's	175	128	.578	
1944-45	4	6	Mel Collard		2010-11	21	14	Pat Chambers	NCAA
1945-46	12	2	Russ Peterson						
1946-47	14	7	Russ Peterson						
1947-48	10	9	Russ Peterson						
1948-49	6	12	Charles Cummings						
1949-50 (Join D-II)	7	9	Vin Cronin						
1940's	78	63	.553						
1950-51	7	12	Vin Cronin						
1951-52	9	8	Vin Cronin						
1952-53	10	10	Matt Zunic						
1953-54	9	11	Matt Zunic						
1954-55	12	9	Matt Zunic						
1955-56	17	6	Matt Zunic						
1956-57	13	10	Matt Zunic						
1957-58 (Join D-I)	15	5	Matt Zunic	NCAA					
1958-59	20	7	Matt Zunic						
1959-60	14	10	John Burke						
1950's	126	88	.589						
1960-61	9	14	John Burke						
1961-62	5	15	John Burke						
1962-63	10	9	John Burke						
1963-64	16	7	John Burke						
1964-65	10	10	John Burke						
1965-66	4	19	John Burke						
1966-67	4	18	Charles Luce						
1967-68	10	14	Charles Luce						
1968-69	14	10	Charles Luce						
1969-70	14	10	Charles Luce						
1960's	96	126	.432						

ALL-TIME COACHING RECORDS				
NAME	YEARS	YRS	W-L	PCT
No coach	1901-02 - 1906-07, 1920-21 - 1922-23	4	8-32	.200
P. V. Stroud	1908-09	1	0-2	.000
Charles McGlue	1909-10	1	0-1	.000
H. L. Perrin	1910-11	1	0-1	.000
Henry Crane	1915-16	1	2-2	.500
V. B. Allison	1916-17 - 1917-18	2	12-5	.706
Percy Wendell	1919-20	1	0-6	.000
John Williams	1924-25	1	9-13	.409
Win Carlson	1925-26 - 1931-32	5	39-53	.424
John Harmon	1932-33 - 1934-35	3	15-28	.349
Mel Collard	1935-36 - 1944-45	9	64-63	.504
Russ Peterson	1945-46 - 1947-48	3	36-18	.667
Charles Cummings	1948-49	1	6-12	.333
Vin Cronin	1949-50 - 1951-52	3	23-29	.442
Matt Zunic	1952-53 - 1958-59	7	96-58	.623
John Burke	1959-60 - 1965-66	7	68-84	.447
Charles Luce	1966-67 - 1970-71	5	49-70	.412
Ron Mitchell	1971-72 - 1973-74	3	31-42	.425
Roy Sigler	1974-75 - 1977-78	4	36-66	.353
Rick Pitino	1978-79 - 1982-83	5	91-51	.641
John Kuester	1983-84 - 1984-85	2	31-28	.534
Mike Jarvis	1985-86 - 1989-90	5	101-51	.665
Bob Brown	1990-91 - 1993-94	4	38-73	.342
Dennis Wolff	1994-95 - 2008-09	15	247-197	.556
Pat Chambers	2009-10 - 2010-11	2	42-28	.600
	All-Time Record		1044-1013	.508
	Conference Record		315-202	.609



1901-02
OVERALL: 1-1
COACH: no coach
CAPTAIN: unknown
 Brown W 35 25
 Brown L 31 36

1902-03
OVERALL: 0-3
COACH: no coach
CAPTAIN: unknown
 Brown L 10 56
 Maine L 12 14
 Holy Cross L 4 33

1903-04
OVERALL: 0-3
COACH: no coach
CAPTAIN: unknown
 Massachusetts L 16 36
 Holy Cross L 4 31
 MIT L 18 35

1904-05
OVERALL: 2-3
COACH: no coach
CAPTAIN: unknown
 Brown L 24 33
 Harvard L 13 42
 Boston College W 31 13
 Holy Cross L 8 43
 MIT W 20 17

1905-06
OVERALL: 2-4
COACH: no coach
CAPTAIN: unknown
 MIT L 8 29
 Tufts W 44 20
 Boston College W 23 10
 Brown L 10 71
 Holy Cross L 9 55
 Wesleyan L 7 74

1906-07
OVERALL: 0-1
COACH: no coach
CAPTAIN: unknown
 Brown L 9 38

1908-09
OVERALL: 0-2
COACH: P.V. Stroud
CAPTAIN: unknown
 New Hampshire L 12 75
 Holy Cross L 7 45

1909-10
OVERALL: 0-1
COACH: Charles McGlue
CAPTAIN: unknown
 New Hampshire L 18 63

1910-11
OVERALL: 0-1
COACH: H.L. Perrin
CAPTAIN: unknown
 New Hampshire L 15 20

1915-16
OVERALL: 2-2
COACH: Henry Crane
CAPTAIN: F.C. Chase
 Records Incomplete

1916-17
OVERALL: 6-3
COACH: V.B. Allison
CAPTAIN: John Clark
 Bridgewater State W 42 23
 Rhode Island W 24 22
 Bridgewater State W 33 18
 New Hampshire L 16 30
 Springfield L 27 72
 New Hampshire L 11 48
 Posse Normal W 27 17
 Co-op School of English W 45 8
 Co-op School of English W 36 27

1917-18
OVERALL: 6-2
COACH: V.B. Allison
CAPTAIN: Jim Jenkins
 Records Incomplete

1919-20
OVERALL: 0-6
COACH: Percy Wendell
CAPTAIN: Roger D. Washburn
 Trinity L 16 26
 New Hampshire L 19 35
 Boston College L 20 30
 Tufts L 22 28

Boston College L 8 29
 Brown L 14 30

1920-21
OVERALL: 2-1
COACH: no coach
CAPTAIN: Charles Pettengill
 Trinity W 22 17
 MIT L 20 24
 Northeastern W 42 21

1921-22
OVERALL: 1-14
COACH: no coach
CAPTAIN: unknown
 Holy Cross L 25 41
 Springfield L 20 33
 Vermont L 22 49
 MIT L 15 34
 Boston College L 25 35
 MIT L 15 43
 Clark L 27 28
 Norwich L 16 19
 Boston College L 19 30
 Norwich W 19 15
 Trinity L 14 35
 Vermont L 19 39
 New Hampshire L 17 31
 Worcester Poly. Inst. L 15 42
 Massachusetts L 17 34

1922-23
OVERALL: 0-2
COACH: no coach
CAPTAIN: unknown
 Harvard L 11 46
 Northeastern L 18 33

1924-25
OVERALL: 9-13
COACH: John Williams
CAPTAIN: Smith Dunnock
 Springfield L 21 27
 Northeastern W 31 27
 St. John's L 18 29
 Rhode Island W 36 34
 Brown W 31 15
 Brooklyn Tech L 32 36
 Rhode Island W 35 32
 Holy Cross L 19 31
 MIT W 40 25
 Northeastern W 38 27
 Holy Cross L 23 36
 Maine L 37 42
 Dartmouth L 30 47
 Boston College L 30 38
 Vermont W 36 29
 MIT L 21 29
 Harvard L 28 42
 Norwich W 34 23
 Vermont L 38 50
 Middlebury L 34 38
 St. Michael's W 66 37
 Tufts L 33 37

1925-26
OVERALL: 6-7
COACH: Win Carlson
CAPTAIN: Lou Cohen
 Lowell Tech W 50 15
 Rhode Island W 44 30
 Amherst L 24 37
 Worcester Poly. Inst. L 14 43
 Middlebury W 33 28
 Providence L 28 41
 Holy Cross L 28 42
 Brown L 31 35
 Clark W 40 18
 Dartmouth L 29 39
 Lowell Tech L 13 25
 Northeastern W 36 29
 Tufts W 31 24

1926-27
OVERALL: 6-7
COACH: Win Carlson
CAPTAIN: Lou Cohen
 Brown L 36 43
 Providence W 30 28
 Harvard L 20 43
 Northeastern W 29 25
 Massachusetts L 12 19
 Amherst L 21 23
 New Hampshire L 21 25
 Clark W 25 24
 Dartmouth L 30 44
 Northeastern W 24 21
 Lowell Tech W 32 24
 Holy Cross L 21 35
 Tufts W 24 19

1927-28
OVERALL: 8-8
COACH: Win Carlson
CAPTAIN: Lou Cohen
 Brown W 39 27
 Harvard W 27 20
 Northeastern W 39 22
 Williams L 27 38
 Tufts W 26 25
 Clark W 28 23
 Northeastern W 23 21
 Amherst L 24 39
 Providence L 24 42
 Worcester Poly. Inst. L 18 33
 Holy Cross L 20 40
 Mass. Coll. of Pharmacy W 58 19
 Lowell Tech W 23 19
 New Hampshire L 29 33
 MIT L 35 39
 Holy Cross L 22 31

1928-29
OVERALL: 4-8
COACH: Win Carlson
CAPTAIN: Pete Sioutierre
 MIT L 23 35
 Brown W 33 31
 Worcester Poly. Inst. W 26 21
 Tufts L 31 32
 Rhode Island L 26 35
 Harvard L 23 63
 St. Stephen's L 31 35
 Dartmouth L 24 33
 Clark W 32 29
 New Hampshire L 20 26
 Amherst L 29 53
 Norwich W 47 28

1929-30
OVERALL: 4-8
COACH: Win Carlson
CAPTAIN: unknown
 Harvard L 24 44
 Brown L 19 25
 Worcester Poly. Inst. W 34 31
 Holy Cross L 25 35
 Middlebury W 28 21
 New Hampshire L 18 27
 Amherst W 41 24
 Williams L 16 50
 Rhode Island L 30 36
 Norwich W 34 22
 Tufts L 17 35
 Holy Cross L 20 23

1930-31
OVERALL: 6-7
COACH: Win Carlson
CAPTAIN: Brainard Nims
 Brown L 29 30
 Harvard L 27 43
 Connecticut L 33 39
 Clark W 45 26
 Wesleyan L 44 48
 Massachusetts L 17 19
 Tufts W 27 24
 Trinity W 24 19
 Holy Cross W 43 40
 Worcester Poly. Inst. W 29 28
 New Hampshire W 31 20
 Williams L 28 41
 Holy Cross L 26 53

1931-32
OVERALL: 5-8
COACH: Win Carlson
CAPTAIN: William Lowder
 Brown W 19 18
 Clark W 47 31
 Worcester Poly. Inst. L 27 34
 Connecticut W 30 26
 New Hampshire L 19 29
 Middlebury W 34 31
 Norwich L 23 32
 Vermont L 19 34
 Providence L 40 52
 Harvard L 21 36
 Tufts L 23 25
 Vermont W 36 32
 Clark L 31 41

1932-33
OVERALL: 8-7
COACH: John Harmon
CAPTAIN: Herbert Semino
 Clarkson Tech L 27 34
 Harvard W 22 19
 Worcester Poly. Inst. W 32 22

Manhattan L 21 32
 New York University L 16 44
 New Hampshire L 32 43
 Connecticut W 50 25
 Yale L 29 42
 Brown L 41 42
 Ithaca W 31 27
 St. Michael's W 31 21
 Cortland State W 46 38
 Tufts W 44 42
 Providence L 37 48
 Clark W 44 28

1933-34
OVERALL: 5-7
COACH: John Harmon
CAPTAIN: Fred Garabedian
 Clark W 23 19
 Harvard L 24 33
 Brown L 26 43
 Tufts L 19 32
 Harvard W 42 36
 New Hampshire W 24 17
 Connecticut W 37 33
 Cortland State L 22 31
 Tufts L 22 41
 Colgate L 26 39
 Worcester Poly. Inst. W 41 29
 Clark L 15 37

1934-35
OVERALL: 2-14
COACH: John Harmon
CAPTAINS: Fred Hale, Al Mathers
 Tufts W 36 31
 Norwich L 22 30
 Vermont L 25 42
 New Hampshire L 28 42
 Tufts L 20 27
 Connecticut L 31 42
 Worcester Poly. Inst. L 22 30
 Colgate L 16 21
 MIT W 29 19
 New Hampshire L 26 42
 Clark L 39 40
 Harvard L 24 40
 Dartmouth L 13 24
 Trinity L 14 21
 Vermont W 24 38
 Brown L 30 33

1935-36
OVERALL: 1-13
COACH: Mel Collard
CAPTAIN: James Ainslee
 Salem State L 30 31
 Harvard L 31 39
 MIT W 27 26
 Worcester Poly. Inst. L 25 49
 Rhode Island L 17 54
 Coast Guard L 34 40
 New Hampshire L 22 26
 Connecticut L 27 31
 Tufts L 30 35
 Brown L 32 38
 New Hampshire L 29 59
 Clark L 21 37
 Trinity L 17 31
 Yale L 24 36

1936-37
OVERALL: 9-6
COACH: Mel Collard
CAPTAIN: Abe Rabinovitz
 Salem State W 59 16
 Harvard L 37 46
 MIT L 29 31
 Tufts W 35 28
 New Hampshire W 52 43
 Worcester Poly. Inst. L 31 33
 Coast Guard W 38 35
 Rhode Island L 60 61
 Massachusetts L 31 47
 Tufts W 31 24
 Norwich W 55 28
 Clark W 34 21
 Coast Guard W 54 35
 Trinity L 32 34
 Coast Guard W 34 32

1937-38
OVERALL: 9-9
COACH: Mel Collard
CAPTAIN: Russell Lawry
 Rhode Island W 65 46
 Harvard L 29 42
 Villanova L 35 41
 Case Western Reserve L 45 58
 Butler L 33 38
 DePauw L 24 31
 Evansville W 47 39
 Wayne State L 51 66
 New Hampshire W 57 51
 Tufts L 44 51
 Worcester Poly. Inst. W 58 54



YEAR-BY-YEAR RESULTS

Clark	W	60	45
Trinity	W	58	40
Vermont	W	50	36
Colby	W	56	41
MIT	W	70	42
Springfield	L	49	50
Massachusetts	L	60	65

1938-39
OVERALL: 10-4
COACH: Mel Collard
CAPTAIN: Solly Nechtem

Springfield	W	44	35
New Hampshire	W	64	45
Harvard	L	37	50
Dartmouth	L	42	45
Worcester Poly. Inst.	W	51	50
Brown	L	35	48
Tufts	W	44	37
Clark	W	36	32
Tufts	W	50	42
Colby	W	52	42
MIT	W	36	26
Trinity	W	35	31
Williams	L	27	37
Massachusetts	W	41	32

1939-40
OVERALL: 6-7
COACH: Mel Collard
CAPTAIN: Jack Rotman

Harvard	W	40	39
Brown	L	29	42
New Hampshire	W	41	35
Tufts	W	44	43
Worcester Poly. Inst.	L	48	57
Springfield	L	40	49
Colby	L	36	47
Clark	L	44	48
Bates	L	41	42
MIT	L	37	39
Assumption	W	62	27
Norwich	W	57	37
Massachusetts	W	48	22

1940-41
OVERALL: 13-3
COACH: Mel Collard
CAPTAIN: George Pentano

Bates	W	49	31
Assumption	W	54	20
American International	W	67	47
Tufts	W	45	40
Clark	L	46	57
Worcester Poly. Inst.	W	58	33
Williams	W	45	40
Wesleyan	L	31	42
Coast Guard	W	62	45
Springfield	L	41	61
Massachusetts	W	54	34
New Hampshire	W	44	34
Colby	W	61	48
Harvard	W	48	38
MIT	W	40	30
Brown	W	55	49

1941-42
OVERALL: 9-5
COACH: Mel Collard
CAPTAIN: James Cassidy

American International	W	46	33
Wesleyan	W	68	49
Clark	L	53	57
New Hampshire	W	45	38
Worcester Poly. Inst.	W	57	50
Colby	L	37	47
Tufts	W	62	53
Massachusetts	W	36	34
Brown	W	59	57
Harvard	L	57	63
Rutgers	L	36	55
Manhattan	L	43	56
MIT	W	59	43
Coast Guard	W	50	45

1942-43
OVERALL: 3-10
COACH: Mel Collard
CAPTAIN: Joseph Silver

MIT	W	56	37
Worcester Poly. Inst.	L	52	54
MIT	L	34	41
F 10 Northeastern	L	39	40
Camp Edwards	L	44	48
Tufts	L	46	52
Squantum Naval Air Station	W	70	37
New Hampshire	W	55	52
Harvard	L	38	43
Northeastern	L	56	68
Brown	L	42	67
Clark	L	42	49
Worcester Poly. Inst.	L	41	72

1944-45
OVERALL: 4-6
COACH: Mel Collard
CAPTAIN: Selected for each game

Northeastern	W	49	44
Northeastern	L	45	52
MIT	L	29	69
Harvard "B Team"	L	43	48
Tufts "B Team"	L	41	57
American International	W	56	50
Harvard "B Team"	L	35	37
American International	W	49	45
Tufts "B Team"	L	32	47
New Hampshire	W	48	34

1945-46
OVERALL: 12-2
COACH: Russ Peterson
CAPTAIN: George Gaudreault

Clark	W	59	36
Tufts	W	58	56
Harvard	L	48	65
Northeastern	W	62	26
MIT	W	62	47
Massachusetts	W	49	41
Tufts	W	56	52
New Hampshire	W	73	37
Harvard	L	29	55
Northeastern	W	62	25
Massachusetts	W	58	39
Brown	W	63	57
Brown	W	54	45
Colby	W	77	41

1946-47
OVERALL: 14-7
COACH: Russ Peterson
CAPTAIN: George Gaudreault

D 9 MIT	L	48	54
D 11 Syracuse	L	46	73
D 14 Clark	W	54	45
D 17 Holy Cross	L	32	36
D 19 Harvard	L	45	55
J 8 Northeastern	L	55	59
J 11 Massachusetts	W	67	40
J 22 New Hampshire	W	75	59
J 24 Colby	W	62	44
J 29 Dartmouth	L	52	73
F 1 Colby	W	68	44
F 8 Worcester Poly. Inst.	W	65	35
F 12 Northeastern	W	58	43
F 18 Springfield	L	51	63
F 21 MIT	W	59	31
F 22 Bowdoin	W	62	39
F 25 William & Mary	W	62	45
F 27 Tufts	W	64	37
M 1 Massachusetts	W	55	44
M 4 Tufts	W	84	53
M 8 Boston College	W	60	57

1947-48
OVERALL: 10-9
COACH: Russ Peterson
CAPTAIN: Robert Daly

MIT	W	51	46
Harvard	W	52	36
Ft. Devens	W	66	44
Syracuse	L	54	63
New Hampshire	W	48	42
MIT	L	58	62
Northeastern	L	37	43
Massachusetts	W	45	41
New York University	L	41	66
Colby	W	50	41
Worcester Poly. Inst.	W	67	45
Clark	W	61	44
William & Mary	W	71	61
Holy Cross	L	36	62
Tufts	L	51	65
Massachusetts	W	57	48
Tufts	L	56	57
Boston College	L	49	53
Northeastern	L	63	66

1948-49
OVERALL: 6-12
COACH: Charles Cummings
CAPTAIN: Robert Daly

MIT	W	50	43
Ft. Devens	W	72	51
Northeastern	W	47	39
Syracuse	L	50	64
Colgate	L	52	74
Boston College	L	53	59
Worcester Poly. Inst.	W	51	36
Temple	L	51	64
Brown	L	45	61
Tufts	L	39	52
Tufts	L	45	55
Dartmouth	L	45	55
Connecticut	L	43	44

MIT	L	48	53
Harvard	W	62	55
Holy Cross	L	54	64
Colby	W	70	53
Tufts	L	57	60
Lafayette	L	41	43

1949-50
OVERALL: 7-9
COACH: Vin Cronin
CAPTAIN: Joseph Sheehan

MIT	W	57	37
Harvard	L	60	86
Clark	W	48	47
Northeastern	W	55	45
Amherst	W	66	51
Middlebury	W	72	63
MIT	W	51	39
Tufts	L	65	86
Bates	L	55	61
Colgate	L	45	64
Boston College	L	67	89
Springfield	L	45	64
Colby	W	61	59
Brown	L	49	68
Tufts	L	59	72
Connecticut	L	67	107

1950-51
OVERALL: 7-12
COACH: Vin Cronin
CAPTAIN: Selected for each game

D 6 MIT	A	L	62	63
D 8 Clark	A	W	64	44
D 12 Dartmouth	H	W	81	75
D 14 Boston College	A	L	48	88
D 16 Northeastern	H	L	56	57
J 6 Massachusetts	A	L	45	49
J 20 Tufts	H	W	82	60
J 27 Springfield	A	W	63	53
J 31 Boston College	H	L	65	90
F 3 Harvard	A	L	61	64
F 7 Colby	A	L	64	82
F 14 New Hampshire	A	W	63	55
F 17 Brown	A	L	76	78
F 20 Connecticut	A	L	59	74
F 24 Rutgers	H	W	76	58
M 3 Tufts	A	W	88	86
Colby	H	L	74	78
Bowdoin	H	L	67	69
Connecticut	H	L	52	56

1951-52
OVERALL: 9-8
COACH: Vin Cronin
CAPTAIN: Harry Wells

D 7 Clark	H	W	64	50
D 8 Tufts	A	L	62	77
D 10 Brandeis	H	W	72	67
D 12 Middlebury	H	W	83	63
D 15 Holy Cross	A	L	70	95
D 17 Boston College	A	L	47	70
J 5 Massachusetts	H	W	71	63
J 7 MIT	H	W	77	63
J 26 Springfield	H	L	80	99
J 30 Northeastern	H	L	59	61
F 4 Connecticut	H	L	64	70
F 6 Worcester Poly. Inst.	A	W	75	59
F 13 Brown	H	W	87	72
F 18 Boston College	H	L	69	84
F 25 New Hampshire	H	W	80	78
F 26 Harvard	A	L	48	54
F 28 Tufts	H	W	80	54

1952-53
OVERALL: 10-10
COACH: Matt Zunic
CAPTAIN: Marty Reisner

Clark	W	77	46
Brandeis	L	71	96
Holy Cross	L	51	81
Northeastern	W	75	72
Colby	L	68	77
MIT	W	72	58
Northeastern	W	75	72
Boston College	L	65	73
Massachusetts	W	58	50
Boston College	L	76	98
Tufts	W	65	62
Brown	L	61	65
Colby	L	52	67
Worcester Poly. Inst.	W	62	56
St. Michael's	W	66	65
Brandeis	L	71	99
Harvard	W	70	66
Connecticut	L	73	105
New Hampshire	W	99	84
Tufts	L	66	70

1953-54
OVERALL: 9-11
COACH: Matt Zunic
CAPTAIN: Robert Spence

D 2 Clark	A	W	53	50
D 5 Harvard	A	L	47	68
D 9 Brandeis	H	L	63	71
D 12 Holy Cross	A	L	47	72
D 17 Northeastern	H	L	73	77
J 7 MIT	A	W	62	59
J 9 Northeastern	A	L	79	86
J 12 Connecticut	H	L	55	62
J 14 Massachusetts	A	L	49	52
F 1 Colby	H	W	54	50
F 6 Springfield	A	L	65	76
F 9 Boston College	A	L	58	70
F 10 Tufts	A	W	50	45
F 12 Middlebury	A	W	57	52
F 13 St. Michael's	A	W	66	65
F 17 American International	H	W	82	76
F 20 Worcester Poly. Inst.	A	L	68	71
F 24 Tufts	H	W	70	57
F 27 Boston College	H	W	91	88
M 3 New Hampshire	A	L	68	71

1954-55
OVERALL: 12-9
COACH: Matt Zunic
CAPTAIN: Thomas Gastall

D 1 Clark	A	L	76	84
D 8 Worcester Poly. Inst.	H	W	60	57
D 13 Bowdoin	A	L	55	73
D 15 Massachusetts	H	L	80	104
D 18 Northeastern	H	L	60	61
D 28 Colgate	N1	L	73	82
D 29 William & Mary	N1	L	74	84
D 30 Rutgers	N1	W	83	60
J 4 Northeastern	A	W	80	65
J 8 Army	A	W	73	70
J 11 Connecticut	A	L	75	84
J 15 Holy Cross	A	L	45	58
J 29 Boston College	A	W	78	58
F 2 Providence	H	W	64	55
F 9 Tufts	H	W	67	65
F 12 Colby	A	W	79	60
F 14 Boston College	H	W	72	58
F 17 American International	A	L	73	77
F 22 Brandeis	H	W	97	84



Kevin Thomas ('56), who scored 46 points against Tennessee on Dec. 19, 1955, attended a halftime ceremony in 1999 to see his number retired by former athletic director Gary Strickler.



F 23	MIT	H	W	64	50
F 26	Springfield	H	W	83	52

(N1) - Richmond Invitational, at Richmond, VA

1955-56
OVERALL: 17-6
COACH: Matt Zunic
CAPTAINS: Mario Sottile, Kevin Thomas

Suffolk	H	W	79	48
Worcester Poly. Inst.	A	W	79	54
Massachusetts	H	W	85	77
Colby	H	W	83	60
Tennessee	N1	L	77	80
Florida State	N1	L	52	86
Davidson	N1	W	87	69
Northeastern	A	W	73	59
Army	A	W	64	48
Boston College	H	W	80	65
Holy Cross	A	L	52	69
Northeastern	H	W	89	58
St. Francis (PA)	A	L	65	84
Penn State	A	L	64	67
Tufts	A	W	53	52
Providence	A	L	65	69
MIT	H	W	107	74
Bowdoin	H	W	98	69
Bates	A	W	82	65
Brandeis	A	W	78	67
Boston College	A	W	94	70
Springfield	A	W	75	69
American International	H	W	69	65

(N1) - Charlotte Invitational, at Charlotte, NC

1956-57
OVERALL: 13-10
COACH: Matt Zunic
CAPTAINS: Charles Fiorino, Tom Kelley

D 5	Worcester Poly. Inst.	H	W	70	46
D 12	Massachusetts	A	L	62	72
D 15	Suffolk	H	W	76	71
D 18	Clark	H	W	75	58
D 28	Detroit	N1	L	58	75
D 29	Wyoming	N1	L	60	72
J 2	Northeastern	H	W	87	55
J 5	American International	A	W	80	61
J 11	Colgate	A	L	54	55
J 12	Syracuse	A	L	69	87
J 14	Bates	H	W	69	66
J 25	Dartmouth	A	L	48	72
J 30	Army	A	L	54	65
F 2	Holy Cross	A	L	57	75
F 6	Tufts	H	W	73	60
F 11	Boston College	A	W	83	66
F 13	MIT	A	W	81	62
F 16	Colby	A	W	60	43
F 20	Providence	H	W	72	48
F 23	Brandeis (ot)	A	W	77	76
F 25	Boston College (ot)	H	L	56	57
F 27	Northeastern	A	W	75	64
M 2	Springfield	H	W	90	70


(N1) - Motor City Tournament, at Detroit, MI

1957-58
OVERALL: 15-5
COACH: Matt Zunic
CAPTAIN: Don Vandersweet

Suffolk	H	W	108	45
Massachusetts	H	W	67	46
Worcester Poly. Inst.	A	W	82	49
Colgate	H	W	65	55
American International	H	W	94	69
Northeastern	H	W	85	63
Army	A	W	57	56
MIT	H	W	73	47
Providence	A	L	42	47
Holy Cross	A	L	80	84
Northeastern	A	W	85	63
New York University	A	L	66	72
Connecticut	A	L	71	77
Bates	A	W	56	49
Brandeis	A	L	54	65
New Hampshire	H	W	73	52
Colby	H	W	80	72
Boston College	A	W	63	60
Tufts	A	W	43	36
Boston College	H	W	93	76

1958-59
OVERALL: 20-7
COACH: Matt Zunic
CAPTAINS: Bob Cumings, Jack Leaman

D 6	Bowdoin	A	W	93	55
D 10	Massachusetts	H	W	75	55
D 12	Suffolk	H	W	64	44
	WPI	H	W	74	44
D 17	Massachusetts	A	W	61	56
	Springfield	H	W	80	55
	George Washington	A	L	69	78
	New York University	A	L	56	80
J 13	MIT	A	W	72	55
J 16	Army	H	W	65	49
	Dartmouth	A	L	62	64
F 2	New York University	H	L	54	55
	Northeastern	A	W	54	46



Ed Washington averaged 12.8 points and 14.1 rebounds per game in the Terriers' 20-7 campaign of 1958-59, a season in which the team made its first-ever NCAA tournament appearance.

F 7	Brandeis	H	W	107	83
F 10	Connecticut	H	W	67	55
	New Hampshire	A	W	86	65
	Colby	A	W	79	44
F 18	Holy Cross	A	W	74	57
	Iona	A	W	75	66
F 23	Boston College	A	L	54	55
F 25	Tufts	H	W	78	45
	St. Francis (NY)	A	W	92	70
	Rutgers	A	L	58	60
M 5	Providence	H	W	64	48

NCAA Tournament

M 10	Connecticut	N1	W	60	58
M 13	Navy (ot)	N2	W	62	55
M 14	West Virginia	N2	L	82	86

(N1) - at New York, NY (Madison Square Garden)
(N2) - at Charlotte, NC

1959-60
OVERALL: 14-10
COACH: John Burke
CAPTAIN: Bill Gates

D 5	American International	H	W	82	54
D 9	Massachusetts	A	W	71	57
D 12	Buffalo	H	W	64	55
D 18	Bradley	A	L	69	94
D 19	Northwestern	A	L	74	78
D 29	Providence	N1	L	47	76
D 30	Brown	N1	W	77	58
J 5	Boston College	A	W	81	64
J 9	Colby	H	W	72	62
J 13	Connecticut	A	L	60	78
J 16	George Washington	H	L	65	70
J 27	Dartmouth (2ot)	H	L	83	90
J 30	Worcester Poly. Inst.	A	W	60	54
F 3	Northeastern	H	W	72	54
F 6	Brandeis	A	W	62	57
F 10	Army	A	L	54	69
F 13	Colby	A	W	63	54
F 16	Holy Cross	H	L	76	83
F 17	New Hampshire	H	W	60	59
F 20	New York University	A	L	66	74
F 23	Boston College	H	W	82	78
F 25	Tufts	A	W	71	55
F 27	Providence	A	L	49	68
M 5	Syracuse	H	W	72	71

(N1) - Providence Invitational, at Providence, RI

1960-61
OVERALL: 9-14
COACH: John Burke
CAPTAIN: Dick O'Connell

D 3	Suffolk	H	W	52	38
D 7	Massachusetts	H	L	59	61
D 10	American International	H	W	80	53
D 14	Holy Cross	A	L	51	83
D 17	Army	A	L	52	82
D 21	Rutgers	H	L	77	79
D 28	Maine	N1	L	67	73
D 29	Bowdoin	N1	W	76	72
D 30	Bates	H	L	52	83
J 4	Boston College	H	L	58	85
J 7	Buffalo	A	L	54	55
J 10	Connecticut	H	W	77	53
J 14	New Hampshire	H	W	62	60
J 28	Dartmouth	A	L	67	85
F 1	Northeastern	A	L	45	54
F 8	Providence	H	L	59	67
F 11	Colby (ot)	A	W	70	68
F 15	Worcester Poly. Inst.	H	W	57	55
F 21	Boston College	A	L	59	69
F 23	Tufts	H	W	66	56
F 25	Holy Cross	H	L	76	78
M 1	Brandeis	H	W	77	65
M 4	New York University	H	L	53	69

(N1) - Downeast Classic, at Bangor, ME

1961-62
OVERALL: 5-15
COACH: John Burke
CAPTAIN: Larry McNulty

D 6	Massachusetts	A	L	71	75
D 9	Harvard	H	L	66	71
D 13	Suffolk	H	W	60	58
D 15	Rutgers	A	L	60	73
D 20	Army	A	L	54	57
D 28	Albright	N1	L	62	75
D 29	Rutgers	N1	L	66	83
J 4	Worcester Poly. Inst.	A	W	91	78
J 11	Boston College	A	L	70	77
J 13	New Hampshire	A	L	73	75
J 27	Dartmouth	H	L	53	64
F 1	Colby	H	W	63	61
F 7	Northeastern	H	L	68	86
F 10	American International	H	W	89	71
F 17	Providence	A	L	62	98
F 21	Tufts	H	W	76	64
F 24	Holy Cross	A	L	66	97
M 3	New York University	A	L	69	91
M 6	Boston College	H	L	63	76
M 8	Connecticut	H	L	63	82

(N1) - Albright Invitational, at Reading, PA

1962-63
OVERALL: 10-9
COACH: John Burke
CAPTAIN: Mike Cotton


D 1	New Hampshire	A	L	63	64
D 4	Massachusetts	H	W	54	42
D 7	Rutgers (ot)	H	W	90	88
D 8	Dartmouth	A	L	72	75
D 11	Suffolk	H	W	79	58
D 15	Seton Hall	A	L	64	69
J 5	Northeastern	A	W	80	77
J 12	New York University	H	L	58	67
J 26	Buffalo	A	L	68	81
J 29	Connecticut	A	L	79	80
F 2	Colby	A	L	75	67
F 4	Brandeis	H	W	78	68
F 9	American International	A	W	79	63
F 12	Northeastern	N1	L	49	66
F 16	Worcester Poly. Inst.	H	W	107	76
F 18	Tufts	N1	W	71	52
F 21	Tufts	H	W	59	53
F 23	Holy Cross	H	L	67	72
M 2	Boston College	A	L	57	59

(N1) - Beaport Tournament, at Boston, MA

1963-64
OVERALL: 16-7
COACH: John Burke
CAPTAIN: Adam Florczak


D 3	Massachusetts	A	L	72	80
D 7	Harvard	A	W	77	66
D 11	American International	H	W	85	61
D 15	Rutgers	A	W	73	68
D 17	New Hampshire	H	W	78	72
D 19	Seton Hall	H	W	79	62
D 21	Maine	A	W	80	70
D 27	Lafayette	N1	W	82	76
D 28	Iona	N1	L	80	81
J 4	Northeastern (ot)	H	W	71	67
J 6	Stone Hill	H	L	35	39
J 9	Connecticut	H	W	55	53
J 29	Holy Cross (4ot)	A	L	95	97
F 2	Rhode Island	H	L	76	92
F 7	Army	H	W	73	62
F 8	Colby	H	W	90	49
F 11	Tufts	N2	W	76	62
F 17	Northeastern (2ot)	N2	W	80	75
F 20	Tufts	A	W	79	63
F 22	Temple	A	L	59	67
F 25	Buffalo	H	W	56	54
F 29	Worcester Poly. Inst.	A	W	73	69
M 4	Boston College	H	L	60	61

(N1) - Westchester Festival, at Westchester, NY
(N2) - Beaport Tournament, at Boston, MA



Dick Moreshead ('65) averaged a still standing school-record 17.7 rebounds per game during the 1963-64 season after averaging 15.4 the previous year.





Guard Ken Leary ('65) finished his BU career with a then-school record 508 assists. He was honored with the "Bob Cousy Award", given to the most outstanding player in New England under six-feet.

1964-65

OVERALL: 10-10

COACH: John Burke

CAPTAIN: Randy Cross

D 1	Massachusetts	H	L	89	93
D 4	Rutgers	H	W	62	61
D 8	Northeastern (ot)	A	W	71	67
D 12	Temple	A	L	62	73
D 16	Worcester Poly. Inst.	H	W	86	55
D 19	Seton Hall	A	L	63	64
J 6	New Hampshire	H	W	87	72
J 9	Holy Cross	H	L	66	86
J 26	Dartmouth	H	W	67	65
J 30	Colby	A	W	77	65
F 4	New York University	A	L	69	99
F 9	Boston College	A	L	86	94
F 11	Tufts	H	W	99	68
F 13	American International	A	W	99	86
F 16	Connecticut	A	L	78	89
F 19	Rhode Island	H	L	67	81
F 24	Boston College	N1	L	85	90
F 25	Massachusetts	A	L	83	87
M 1	Tufts	N1	W	107	70
M 4	Maine	H	W	77	68

(N1) - Beanpot Tournament, at Boston, Mass.

1965-66

OVERALL: 4-19

COACH: John Burke

CAPTAINS: Ken Ackerman, John Osgood

Massachusetts	A	L	49	65
American International	H	W	83	55
Dartmouth	A	L	57	79
Worcester Poly. Inst.	A	L	60	76
Harvard	H	L	71	75
Rutgers	A	L	72	82
Miami, Fla.	N1	L	60	81
Georgia Tech	N1	L	40	83
New Hampshire	A	W	65	59
Northeastern	H	L	55	63
Colgate	A	L	69	74
Vermont	A	L	59	82
Maine	A	L	83	106
Rhode Island	A	L	61	96
Holy Cross	A	L	68	92
Colby	H	L	57	71
Connecticut	H	L	43	62
Tufts	A	W	65	60
Boston College	H	L	62	73
Army	H	L	47	54
Northeastern	H	L	57	75
Seton Hall	H	L	69	86
Tufts (ot)	H	W	65	64

(N1) - Hurricane Classic, at Miami, Fla.

1966-67

OVERALL: 4-18

COACH: Charles Luce

CAPTAIN: William Mortimer

D 1	Worcester Poly. Inst.	H	W	75	65
D 3	Rutgers	H	L	71	87
D 7	Colby	A	W	85	52
D 10	Brown	A	L	70	86
D 17	Seton Hall	A	L	74	96
D 28	Albright	N1	L	65	81
D 29	Hofstra	N1	L	69	89
J 4	Rhode Island	A	L	79	97
J 6	Northeastern	H	L	57	79
J 28	Army	A	L	47	91
F 1	Holy Cross	A	L	60	115
F 4	Brandeis	H	W	81	66

F 6	Maine	H	L	89	97
F 7	Northeastern	A	L	54	91
F 11	Connecticut	A	L	64	113
F 13	Wayne State	H	W	83	64
F 15	New Hampshire	H	L	92	99
F 17	American International	A	L	65	102
F 21	Boston College	A	L	46	74
F 24	Vermont	H	L	63	70
F 28	Massachusetts	H	L	67	70
M 2	Colgate	H	L	68	70

(N1) - Albright Invitational, at Reading, Pa.

1967-68

OVERALL: 10-14

COACH: Charles Luce

CAPTAINS: Richard Lee, William Mortimer

D 2	Harvard	A	W	78	77
D 5	Connecticut	H	W	79	72
D 8	Springfield	H	L	71	73
D 9	Brown	H	L	57	58
D 27	Hartford	N1	W	92	66
D 28	Central Connecticut	N1	W	84	76
D 29	Long Island Univ.	N1	L	62	76
J 1	Pennsylvania	A	L	56	75
J 13	Boston College	H	L	80	102
J 20	Rutgers	A	L	68	74
J 22	Trinity	H	W	112	74
J 24	Northeastern	A	L	67	68
J 27	Dartmouth	A	L	61	62
J 30	Holy Cross	H	L	66	71
F 3	Maine (ot)	A	W	100	95
F 10	Colgate	A	L	74	83
F 14	American International	H	L	80	87
F 17	New Hampshire	A	W	85	65
F 21	Northeastern	N2	L	57	70
F 22	Tufts	N2	W	84	70
F 24	Worcester Poly Inst.	A	W	87	67
F 27	Brandeis	A	W	84	68
F 29	Rhode Island	H	L	77	96
M 2	Massachusetts	A	L	68	72

(N1) - Central Conn. Tournament, at New Britain, Conn.
(N2) - Greater Boston Invitational

1968-69

OVERALL: 14-10

COACH: Charles Luce

CAPTAINS: Wayne Hanigan, Bob Tavanese

N 30	Lafayette	H	W	73	45
D 4	Worcester Poly. Inst.	H	W	104	76
D 7	American International	A	L	74	81
D 10	Merrimack	H	W	80	54
D 27	Colgate	N1	L	61	69
D 28	Lehigh	N1	W	81	56
J 7	Rochester	A	L	70	75
J 13	Kings Point	A	W	99	73
J 18	Massachusetts	H	W	84	71
J 21	Northeastern	H	L	70	75
J 25	Trinity	A	W	109	92
J 28	Holy Cross	A	L	88	101
F 1	Maine	H	W	92	83
F 4	Colgate	H	W	77	76
F 6	Rutgers	H	L	79	86
F 8	Rhode Island	A	L	62	71
F 11	Connecticut	A	L	72	74
F 15	Brandeis	H	W	99	77
F 19	Tufts	N2	W	101	65
F 20	Northeastern	N2	L	64	66
F 22	Springfield	A	W	87	71
F 25	Boston College	A	L	80	110
F 27	New Hampshire	H	W	87	79
M 1	Vermont (ot)	A	W	96	88

(N1) - Scranton Tournament, at Scranton, Pa.
(N2) - Colonial Tournament, at Boston, Mass.

1969-70

OVERALL: 14-10

COACH: Charles Luce

CAPTAINS: Steve Gladstone, Jimmy Hayes, Marty Schoepfer

D 2	Boston College	H	W	76	70
D 6	Merrimack	A	W	94	91
D 11	Harvard	A	L	71	95
D 29	Florida Southern	N1	W	83	68
D 30	Stetson	N1	L	67	86
J 2	Tampa	A	L	96	109
J 7	Colgate	A	L	72	78
J 10	Kings Point	H	W	107	70
J 16	Vermont	H	W	92	65
J 19	Northeastern	A	L	71	89
J 23	Dartmouth	H	W	79	74
J 26	Connecticut	H	L	81	90
J 28	Massachusetts	A	L	68	103
F 3	Rochester	H	W	86	62
F 5	Rutgers	A	L	77	98
F 7	Worcester Poly. Inst.	A	W	80	66
F 11	Brandeis	A	W	88	75
F 13	Catholic	H	W	61	60
F 16	Holy Cross	H	L	80	84
F 18	MIT	H	W	98	83
F 19	Northeastern	H	W	74	71

F 23	Springfield	H	L	81	87
F 27	New Hampshire	H	W	84	78
M 3	Maine	A	W	93	72

(N1) - West Palm Beach (Fla.) Tournament

1970-71

OVERALL: 7-18

COACH: Charles Luce

CAPTAIN: Bob McNamara, Richie Taylor

D 1	Harvard	N1	L	69	83
D 5	Brown	H	W	72	69
D 7	Northeastern	N1	L	60	75
D 12	Connecticut	A	L	62	64
D 29	Lafayette	N2	L	61	86
D 30	Hobart	N2	W	63	57
J 8	Catholic	A	L	65	73
J 9	Georgetown	A	L	78	95
J 19	Northeastern	H	L	52	76
J 21	Massachusetts	H	L	63	77
J 23	Dartmouth	A	L	65	68
J 26	Hofstra	H	L	59	60
J 28	Colgate	H	L	78	86
J 30	Vermont	A	L	59	63
F 4	Rutgers	H	L	51	82
F 6	Holy Cross	H	L	68	88
F 9	Rochester	A	W	102	82
F 11	Brandeis	H	W	85	74
F 13	Boston College	A	L	62	110
F 15	New Hampshire	H	W	90	78
F 20	Springfield	H	L	84	87
F 23	Worcester Poly. Inst.	H	W	90	66
F 26	New Hampshire	A	L	59	64
M 1	Maine	H	W	97	73
M 3	New York University	A	L	79	86

(N1) - Worcester Tournament, at Boston, MA

(N2) - LeMoyné Christmas Tournament, at Syracuse, NY

1971-72

OVERALL: 7-16

COACH: Ron Mitchell

CAPTAIN: Lew Graham

D 2	Boston College	N1	W	85	83
D 4	Georgetown	H	W	103	93
D 7	Rhode Island	A	L	73	88
D 10	Maine	A	L	39	50
D 13	Harvard	N1	L	77	104
D 28	Morris Harvey	N2	L	78	92
D 29	Ball State	N2	L	90	93
J 3	New Hampshire	A	L	66	77
J 8	Colgate	A	L	79	112
J 12	Vermont	H	W	85	62
J 15	Catholic	H	L	73	74
J 18	Northeastern	A	L	51	65
J 22	Stonehill	H	L	67	76
J 25	Connecticut	H	W	70	67
J 29	Fairfield	H	L	56	71
F 1	Holy Cross	A	W	65	64
F 4	Lafayette	A	L	89	104
F 5	Rutgers	A	L	53	86
F 12	Maine	H	W	60	53
F 15	Massachusetts	A	L	89	112
F 23	Rochester	H	L	63	70
F 26	Oral Roberts	H	L	79	87
M 2	Brandeis (ot)	A	W	99	91

(N1) - Beanpot Tournament, at Boston, MA

(N2) - Hall of Fame Tournament, at Springfield, MA

1972-73

OVERALL: 15-10

YANKEE: 7-4

COACH: Ron Mitchell

CAPTAINS: Ken Boyd, James Garvin

D 2	Assumption	A	L	68	83
D 5	Northeastern	H	W	87	74
D 9	Maine (ot) *	H	W	78	70
D 13	Harvard	H	L	92	102
D 29	Evansville (ot)	N1	W	88	82
D 30	Air Force	N1	L	53	65
J 3	Vermont *	A	W	87	75
J 6	Massachusetts *	H	W	72	70
J 8	Northeastern	N2	L	87	97
J 13	New Hampshire *	A	L	68	73
J 15	Boston College	N2	W	82	72
J 20	Dartmouth	H	W	72	68
J 24	Holy Cross	A	W	75	66
J 26	Worcester Poly Inst.	H	W	76	61
J 30	Colgate	H	W	71	69
F 2	Catholic	A	W	79	73
F 3	George Washington	A	L	74	80
F 7	Connecticut *	H	W	107	99
F 10	Maine *	A	L	70	84
F 13	Massachusetts *	A	L	65	85
F 17	New Hampshire *	H	W	80	73
F 20	Fairfield	A	L	78	86
F 24	Vermont *	H	W	91	78
F 27	Rhode Island (ot) *	H	W	86	82
M 3	Connecticut *	A	L	53	66

(N1) - Evansville Tournament, at Evansville, Ind.

(N2) - Beanpot Tournament, at Boston, Mass.

1973-74

OVERALL: 9-16

1975-76

OVERALL: 7-19

YANKEE: 3-9

COACH: Roy Sigler

CAPTAINS: Neil Burns, Walt Chesley

D 1	Maine *	A	L	86	102
D 6	Rhode Island *	A	L	78	94
D 8	Maryland	A	L	82	122
D 9	Connecticut *	H	L	78	95
J 3	South Florida	A	L	81	92
J 5	Mercer	N1	L	79	92
J 6	The Citadel	N1	L	73	86
J 8	Rollins	A	L	67	80
J 13	Northeastern	N2	W	74	66
J 14	Harvard	N2	L	70	86
J 17	Fairfield	H	W	58	57
J 19	Rhode Island *	H	L	72	85
J 22	Northeastern	A	L	67	79
J 24	Dartmouth	A	L	57	73
J 27	New Hampshire *	A	W	75	73
J 31	Maine *	H	W	73	72
F 4	Connecticut *	A	L	70	78
F 7	Vermont *	H	L	82	84
F 10	Massachusetts *	H	L	73	88
F 14	New Hampshire *	H	L	71	80
F 17	Northeastern	H	W	79	78
F 19	Holy Cross	H	L	80	100
F 21	Vermont *	A	W	69	67
F 25	Brandeis	A	W	83	80
F 28	Massachusetts *	A	L	54	67
M 1	Assumption (3ot)	A	L	107	109

(N1) - Hatter Tournament, at Deland, Fla.

(N2) - Beanpot Tournament, at Boston, Mass.

1976-77

OVERALL: 7-19

COACH: Roy Sigler

CAPTAINS: Bruce Engel, Tom Hayes

N 29	Siena	H	W	100	88
D 1	Connecticut	A	L	69	73
D 4	Stonehill	H	L	66	77
D 7	Massachusetts	A	L	57	84
D 11	Maine	H	L	67	74
D 29	Roanoke	N1	L	70	76
D 30	Delaware	N1	W	79	71
J 4	Georgetown	A	L	49	53
J 8	Catholic	A	L	68	71
J 18	Va. Commonwealth	H	W	77	72
J 20	New Hampshire	A	L	70	76
J 22	Providence	A	L	68	83
J 24	Connecticut	H	L	65	67
J 27	Rhode Island	H	L	64	75
J 29	Long Island Univ.	H	W	77	75
J 31	Fairfield	A	L	74	94
F 3	Wagner	H	L	61	64
F 5	New Hampshire	H	L	67	68
F 9	Vermont	H	W	82	77
F 12	Maine	A	W	78	74
F 16	Northeastern	H	W	75	74
F 19	Colgate	A	L	64	85
F 24	Holy Cross	A	L	80	111
F 26	Vermont	A	L	73	82
F 28	Assumption	H	L	80	84
M 2	Northeastern	A	L	79	84

(N1) - Roanoke (Va.) Tournament

1977-78

OVERALL: 10-15

COACH: Roy Sigler

CAPTAIN: Phil Andrews, Doug Bean

N 30	Stonehill	H	W	81	69
D 3	Maine	A	L	66	68
D 6	Massachusetts	H	L	61	73
D 10	Connecticut	H	W	66	61
D 30	Clemson	A	L	55	100
D 31	Richmond	A	W	69	63
J 2	Va. Commonwealth	A	L	67	82
J 10	Northeastern	A	W	90	76
J 12	New Hampshire (ot)	A	W	79	77
J 14	Vermont	A	L	87	89
J 18	Old Dominion	H	L	74	76
J 21	New Hampshire	H	L	68	84
J 25	Connecticut	A	L	63	80
J 28	Siena	A	L	81	108
J 30	Fairfield	H	L	83	89
F 2	George Washington	A	L	66	89
F 6	Catholic	H	L	79	89
F 14	Holy Cross	A	L	76	114
F 17	Wagner	A	W	70	69
F 18	Long Island Univ.	A	L	78	87
F 21	Northeastern	H	W	70	67
F 23	Maine	H	W	88	74
F 25	Assumption	A	W	83	76
F 26	Rhode Island	A	L	68	79
F 28	Vermont (ot)	H	W	84	77

1978-79

OVERALL: 17-9

COACH: Rick Pitino

CAPTAIN: Tom Channel

N 28	St. Peter's	H	W	75	71
D 2	Maine	H	L	62	72
D 5	Massachusetts	A	W	72	63
D 7	Holy Cross	A	L	65	72
D 9	Connecticut	A	L	84	92

D 11	Adelphi	H	L	65	67
D 23	Fairfield (ot)	A	W	84	76
J 3	Fair, Dickinson (ot)	H	W	79	73
J 6	Stonehill	H	W	85	60
J 9	Northeastern	A	W	61	60
J 11	Connecticut (ot)	H	L	62	63
J 15	Vermont	H	W	92	65
J 17	Northeastern	H	W	80	73
J 20	New Hampshire	A	W	76	72
J 22	Brandeis	H	W	98	71
J 29	Vermont	A	W	76	68
J 31	Old Dominion	A	L	72	90
F 3	Maine	A	L	72	74
F 6	Siena	H	W	72	66
F 8	Rhode Island	H	W	75	69
F 12	Richmond	H	W	85	69
F 14	Wagner	H	L	72	73
F 17	New Hampshire	H	W	124	76
F 19	George Washington	H	W	87	76
F 21	Boston College	A	L	84	99
F 24	Assumption	H	W	117	79

1979-80

OVERALL: 21-9

COACH: Rick Pitino

CAPTAIN: Glenn Consor, Wally West, Steve Wright

D 2	C. W. Post	H	W	109	74
D 4	Vermont	H	W	87	78
D 8	Fairfield	H	W	92	72
D 11	Upsala	H	W	83	65
D 22	College of Charleston	H	W	87	65
D 28	Louisiana State	A	L	72	92
J 2	Baltimore	H	W	89	68
J 5	U. S. International	A	W	111	80
J 9	Colgate	H	W	72	65
J 12	St. Francis (NY)	H	W	89	69
J 15	Massachusetts	H	W	78	51
J 19	New Hampshire	H	W	82	59
J 22	Siena	A	W	98	89
J 24	Rhode Island	A	W	74	63
J 26	Marist	H	W	117	94
J 31	St. Peter's	A	L	55	58
F 2	Fairleigh Dickinson	A	W	76	63
F 4	Wagner	A	L	59	70
F 6	UNC Wilmington	H	W	59	57
F 8	Northeastern	H	W	85	78
F 11	Maryland	A	L	76	99
F 13	Connecticut	A	L	65	72
F 16	New Hampshire	A	W	102	76
F 18	South Carolina	A	L	76	83
F 20	Maine	H	L	91	102
F 23	New York Tech	H	W	87	77

ECAC North Tournament

F 26	Niagara	N1	W	85	66
F 28	Rhode Island	N1	W	83	79
M 1	Holy Cross	N1	L	75	81

NIT

M 10	Boston College	A	L	74	95
------	----------------	---	---	----	----

(N1) - at Portland, Maine

1980-81

OVERALL: 13-14

COACH: Rick Pitino

CAPTAIN: Desmond Martin


N 29	Baltimore	H	W	92	83
D 6	Merrimack	H	W	73	49
D 13	Connecticut	H	L	65	72
D 29	Xavier	N1	W	91	84
D 30	New Mexico	N1	L	87	107
J 3	St. Francis (NY)	A	W	73	64
J 6	Northeastern	A	L	78	80
J 10	Drexel	A	L	63	71
J 12	Cincinnati	A	L	82	102
J 14	Old Dominion	H	L	71	78
J 19	Fairfield	A	W	62	59
J 23	Wagner	H	L	70	74
J 26	Towson State	H	W	89	71
J 28	New Hamp. College	H	W	98	82
J 30	Boston College	H	L	52	57
J 31	Massachusetts	H	W	91	62
F 3	Maine	A	L	58	73
F 7	Iona	A	W	74	72
F 10	Notre Dame	A	L	63	89
F 14	New Hampshire	H	W	77	64
F 16	C. W. Post	H	W	81	67
F 18	Massachusetts	A	W	61	56
F 21	South Carolina	H	L	86	93
F 24	Northeastern	H	L	76	83
F 26	Vermont	A	L	59	60
F 28	Delaware State	H	W	87	75

ECAC North Tournament

M 3	Vermont (3ot)	N2	L	84	85
-----	---------------	----	---	----	----

(N1) - Lobo Classic, at Albuquerque, N.M.

(N2) - at Burlington, Vt.



Paul Hendricks ('87) scored 481 points to lead BU to the 1985 NAC title game. He finished his BU career ranked third in rebounds (805) and fifth in points (1,527).

1981-82

OVERALL: 19-9

ECAC NORTH: 6-2

COACH: Rick Pitino

CAPTAINS: Brett Brown, John Teague

N 28	St. Francis (NY)	H	W	87	76
N 30	Delaware State	H	W	88	67
D 3	Massachusetts	H	W	91	65
D 5	Connecticut	A	L	54	73
D 8	Drexel	H	W	76	70
D 12	UCLA	A	L	43	77
D 22	Merrimack	H	W	72	68
D 27	South Florida	A	L	61	67
J 4	Florida Southern	H	W	89	68
J 6	Colgate *	A	W	83	63
J 12	Holy Cross *	A	L	96	82
J 16	Iona	H	L	68	77
J 20	Niagara *	H	L	67	69
J 23	Vermont *	H	W	85	67
J 26	Northeastern *	A	W	82	64
J 30	Wagner	A	W	89	70
F 1	Old Dominion	A	L	61	71
F 3	Fairleigh Dickinson	H	W	99	82
F 6	Cincinnati (ot)	H	W	52	50
F 9	U. S. International	H	L	83	88
F 11	George Mason	H	W	69	64
F 13	New Hampshire *	A	W	77	55
F 15	Maine *	H	W	65	63
F 17	Canisius *	H	L	46	48
F 23	C. W. Post	H	W	85	57
F 25	Fairfield	H	W	75	56

ECAC North Tournament

M 2	Holy Cross	N1	W	50	49
M 4	Northeastern	N1	L	48	49

(N1) - at Boston, Mass.

* - ECAC North game

1982-83

OVERALL: 21-10

ECAC NAC: 8-2

COACH: Rick Pitino

CAPTAIN: Brett Brown, Gary Plummer, Tony Simms

N 29	Purdue	H	L	69	79
D 4	Princeton	N1	L	69	70
D 5	Alcorn State	N1	L	72	74
D 7	Siena	H	W	78	65
D 11	Connecticut	H	L	50	51
D 23	St. Francis (NY)	A	W	80	64
J 5	Brooklyn	H	W	87	66
J 9	New Hamp. College	H	W	96	89
J 12	UNC Wilmington	A	W	78	66
J 15	Towson	A	W	82	77
J 17	George Mason	A	L	75	76
J 25	Northeastern *	A	W	104	86
J 29	Cleveland State	H	W	89	74
J 31	Colgate *	H	W	84	51
F 3	Niagara *	A	L	75	76
F 5	Canisius *	A	L	64	74
F 9	Maine *	A	W	57	52

F 12	Illinois-Chicago	H	W	92	76
F 14	New Hampshire *	H	W	82	73
F 16	St. Bonaventure	A	L	61	67
F 19	Vermont *	A	W	99	85

1985-86

OVERALL: 21-10

ECAC NAC: 13-5

COACH: Mike Jarvis

CAPTAIN: Paul Hendricks, Tom Ivey, Dwayne Vinson

N 26 Lowell	H	W	91	83
D 2 Massachusetts - Lowell	H	W	73	67
D 4 George Mason	A	W	71	69
D 7 Connecticut	A	L	76	89
D 9 Marist	A	W	86	68
D 21 Maine (ot) *	A	L	71	75
D 26 Oregon	N1	W	67	56
D 27 Iowa	N1	L	71	76
D 28 Oregon State	N1	L	55	59
J 6 Colgate *	H	W	62	45
J 11 Drexel	H	W	80	65
J 15 Hartford *	H	W	59	56
J 18 New Hampshire *	H	W	70	58
J 20 Siena *	A	L	67	76
J 25 Vermont *	H	W	79	62
J 30 Canisius *	A	L	61	79
F 1 Niagara *	A	W	93	75
F 4 Maine *	H	W	59	53
F 8 Northeastern *	H	L	67	75
F 11 New Hampshire *	A	W	64	63
F 15 Vermont *	A	W	77	68
F 17 Colgate *	A	W	50	39
F 20 Canisius *	H	W	75	53
F 22 Niagara *	H	W	93	75
F 24 Hartford *	A	W	77	68
F 27 Northeastern *	A	L	70	90
M 1 Siena *	H	W	87	58

ECAC North Atlantic Tournament

M 4 New Hampshire	N2	W	69	57
M 6 Canisius	N3	W	62	61
M 8 Northeastern	N2	L	54	63

NIT

M 13 Providence	A	L	69	72
-----------------	---	---	----	----

(N1) - Far West Classic, at Portland, Ore.
(N2) - at Boston, Mass.
(N3) - at Buffalo, N.Y.

1986-87

OVERALL: 18-12

ECAC NAC: 12-6

COACH: Mike Jarvis

CAPTAIN: Paul Hendricks

N 28 Drexel	N1	W	105	75
N 29 Clemson	N1	L	77	92
D 4 Massachusetts	A	L	62	65
D 6 Salem State	H	W	89	60
D 9 Connecticut	H	W	80	71
D 11 Colgate *	A	W	78	65
D 19 Texas A & M	N2	W	65	63
D 20 Kentucky	N2	L	69	81
D 30 Syracuse	A	L	67	96
J 2 Siena *	A	L	63	71
J 4 Vermont *	A	W	76	62
J 7 Maine *	H	W	81	57
J 10 Hartford *	H	W	54	45
J 17 Maine *	A	L	62	63
J 19 Drexel *	A	L	73	91
J 24 Hartford *	A	L	57	61
J 26 Colgate *	H	W	88	59
J 29 Niagara *	H	W	95	82
J 31 Canisius *	H	W	59	52
F 3 New Hampshire *	A	W	72	58
F 7 New Hampshire *	H	W	82	58
F 10 Vermont *	H	W	79	72
F 14 Northeastern *	A	L	65	68
F 19 Niagara *	A	L	78	100
F 21 Canisius *	A	W	67	54
F 25 Siena *	H	W	71	50
F 28 Northeastern *	H	L	77	84

ECAC North Atlantic Tournament

M 3 Maine	N3	W	76	57
M 5 Niagara	N4	W	84	82
M 7 Northeastern	N3	L	68	71

(N1) - IPTAY Tournament, at Clemson, SC
(N2) - Kentucky Invitational, at Lexington, KY
(N3) - at Boston, MA
(N4) - at Niagara, NY

1987-88

OVERALL: 23-8

ECAC NAC: 14-4

COACH: Mike Jarvis

CAPTAINS: Drederick Irving, Jeff Timberlake

N 27 Richmond	N1	L	61	66
N 28 Southern California	N1	W	75	53
D 1 Massachusetts	H	W	69	66
D 3 Indiana State	H	W	81	67
D 8 Notre Dame	A	L	49	74
D 10 Bowling Green	A	W	87	67
D 12 Ohio	A	W	89	81
D 22 Illinois State	N2	L	52	61
D 23 Jacksonville	N2	W	75	69
J 6 Colgate *	H	W	75	53
J 9 Vermont *	A	W	93	74
J 14 Niagara *	H	W	83	77
J 16 Hartford *	H	W	80	78
J 21 Canisius *	A	W	76	67
J 23 Niagara *	A	L	77	84
J 26 Siena *	H	W	90	68
J 30 Vermont *	H	W	77	56

F 3 Siena *	A	L	84	89
F 5 Hartford *	A	W	75	71
F 9 New Hampshire *	A	W	99	83
F 13 Northeastern *	H	W	88	69
F 18 Canisius *	H	W	73	67
F 20 New Hampshire *	H	W	79	64
F 23 Maine *	A	L	75	91
F 27 Maine *	H	L	67	70
M 2 Colgate *	A	W	90	61
M 5 Northeastern *	A	W	89	65

ECAC North Atlantic Tournament

M 8 Canisius	N3	W	64	55
M 10 Hartford	N3	W	82	73
M 12 Niagara	N3	W	79	68

NCAA Tournament

M 17 Duke	N4	L	69	85
-----------	----	---	----	----

(N1) - Central Fidelity Classic, at Richmond, Va.
(N2) - Gator Bowl Tournament, at Jacksonville, Fla.
(N3) - at Hartford, Conn.
(N4) - at Chapel Hill, N.C.

1988-89

OVERALL: 21-9

ECAC NAC: 14-4


COACH: Mike Jarvis

CAPTAINS: Tony DaCosta, Jeff Timberlake

N 26 Indiana State	A	L	87	88
N 30 Massachusetts	A	W	80	78
D 3 Ohio	H	W	80	74
D 5 Bowling Green	H	W	81	69
D 7 UCLA	A	L	74	85
D 9 Oregon	N1	L	71	76
D 10 Tennessee Tech	N1	W	84	62
D 29 UNC Charlotte	N2	L	53	76
D 30 Navy	N2	W	75	54
J 4 Siena *	A	L	78	91
J 7 Vermont *	H	W	86	58
J 11 Maine *	H	W	83	68
J 14 Hartford *	H	W	88	75
J 17 Colgate *	A	W	78	58
J 21 Maine *	A	W	64	48
J 27 Hartford *	A	L	60	69
J 30 Colgate *	H	W	83	62
F 2 Niagara *	H	W	81	54
F 4 Canisius *	H	W	80	60
F 8 New Hampshire *	A	W	67	55
F 11 New Hampshire *	H	W	75	59
F 15 Vermont *	A	W	76	65
F 18 Northeastern *	A	W	75	70
F 23 Niagara *	A	L	67	77
F 25 Canisius *	A	L	65	66
M 1 Siena (ot) *	H	W	84	81
M 4 Northeastern *	H	W	81	77

ECAC North Atlantic Tournament

M 7 Niagara	N3	W	96	58
M 9 Northeastern	N3	W	104	84
M 11 Siena	N3	L	67	68



No player has donned the Terrier scarlet and white more times than Drederick Irving, who played in a team-record 122 games from 1984-88.

(N1) - Early Season Tournament, at Honolulu, Hawaii
(N2) - Cable Car Classic, at Santa Clara, Calif.
(N3) - at Hartford, Conn.

1989-90

OVERALL: 18-12

NAC: 9-3

COACH: Mike Jarvis

CAPTAIN: Steven Key

N 25 Indiana State	H	W	73	60
N 27 Michigan	H	L	65	73
N 29 Fair, Dickinson (ot)	A	L	76	77
D 2 Massachusetts	H	L	60	76
D 8 Tennessee State	N1	W	78	73
D 9 Montana	N1	L	64	73
D 23 Cal-Santa Barbara	A	L	68	69
D 27 Oregon State	N2	L	66	86
D 29 Pepperdine	N2	W	64	61
D 30 UNC Charlotte (2ot)	N2	L	83	88
J 4 Drexel	A	W	80	62
J 8 Vermont *	A	W	71	67
J 10 North Carolina State	A	L	70	95
J 17 Colgate *	A	W	68	60
J 20 Maryland	H	W	65	61
J 27 New Hampshire *	A	W	67	51
J 31 Hartford *	A	L	54	55
F 3 Vermont *	H	W	80	66
F 7 Hartford *	H	W	82	67
F 10 Northeastern *	H	W	82	80
F 14 Maryland-Balt. Co.	H	W	85	72
F 17 Colgate *	H	W	86	62
F 21 Maine (ot) *	H	L	70	73
F 25 Maine *	A	W	69	63
F 28 New Hampshire *	H	W	85	77
M 3 Northeastern *	A	L	83	93

North Atlantic Tournament

M 6 New Hampshire	N3	W	63	56
M 7 Colgate	N3	W	85	63
M 10 Vermont	N3	W	75	57

NCAA Tournament

M 15 Connecticut	N3	L	52	76
------------------	----	---	----	----

(N1) - Forest Industries Classic, at Missoula, Mont.
(N2) - Far West Classic, at Portland, Ore.
(N3) - at Hartford, Conn.

1990-91

OVERALL: 11-18

NAC: 5-5

COACH: Bob Brown

CAPTAINS: Fred Davy, Reggie Stewart

N 23 Lafayette	N1	L	55	80
N 24 Morgan State	N1	W	86	75
N 28 Fairleigh Dickinson	H	L	62	69
D 4 Maryland-Balt. Co.	A	W	67	58
D 7 Delaware	H	W	74	68
D 10 Michigan	A	L	68	90
D 15 Hartford *	A	L	59	69
D 22 Eastern Michigan	A	L	54	100
D 28 Hofstra (ot)	N2	W	71	70
D 29 Gonzaga	N2	L	63	75
J 2 Duke	A	L	55	109
J 5 George Wash. (2ot)	H	L	87	89
J 12 Indiana State	A	L	65	75
J 16 New Hampshire *	A	W	69	63
J 19 Vermont *	H	W	74	66
J 22 Maryland	A	L	59	85
J 26 Northeastern *	H	L	70	81
J 30 Maine *	H	L	81	88
F 1 Hartford *	H	W	64	54
F 2 Massachusetts	A	L	65	82
F 9 Maine *	A	L	63	84
F 12 North Carolina A & T	H	L	67	73
F 16 New Hampshire (ot) *	H	W	67	64
F 19 Army	A	W	65	49
F 23 Vermont *	A	W	78	70
F 26 Delaware	A	L	69	92
M 2 Northeastern *	A	L	70	77

North Atlantic Tournament

M 5 New Hampshire	N3	W	88	57
M 7 Maine	N4	L	58	71

(N1) - Fleet Classic, at Providence, R.I.
(N2) - Shootout Spokane, at Spokane, Wash.
(N3) - at Boston, Mass.
(N4) - at Orono, Maine

1991-92

OVERALL: 10-18

NAC: 5-9

COACH: Bob Brown

CAPTAINS: Mark Daly, Jason Scott

N 26 Harvard	H	W	85	84
D 4 Long Island Univ.	A	L	83	86
D 7 Eastern Michigan	H	W	70	64
D 13 Indiana	N1	L	47	88
D 14 Tennessee-Martin	N1	W	67	64
D 27 Wyoming	N2	L	75	81
D 28 Appalachian St. (ot)	N2	L	84	90
J 2 Army	H	W	44	42
J 8 Hofstra	A	L	55	59
J 10 George Washington	A	L	62	77

J 13 Massachusetts	H	L	82	84
J 16 Hartford (ot) *	H	W	70	63
J 21 Duke	H	L	85	95
J 24 Delaware *	A	L	57	93
J 25 Drexel *	A	L	77	107
J 30 Maine *	H	L	46	79
F 1 New Hampshire (ot) *	A	W	72	68
F 5 Vermont *	H	W	86	76
F 8 Northeastern *	H	L	68	73
F 11 North Carolina A & T	A	W	91	87
F 13 New Hampshire *	H	W	78	62
F 16 Maine *	A	L	67	83
F 22 Delaware *	H	L	73	89
F 23 Drexel *	H	L	71	77
F 27 Hartford *	A	W	64	55
F 29 Vermont *	A	L	67	79
M 2 Northeastern *	A	L	53	76

North Atlantic Tournament

M 7 Maine	N3	L	51	86
-----------	----	---	----	----

(N1) - Indiana Classic, at Bloomington, Ind.
(N2) - Cowboy Shootout, at Casper, Wyo.
(N3) - at Orono, Maine

1992-93


OVERALL: 6-21

NAC: 3-11

COACH: Bob Brown

CAPTAIN: Kevin Harris, Sotiris Manolopoulos, Rick Rosu-Myles

D 1 California-Irvine	H	W	79	76
D 5 Columbia	N1	L	80	83
D 8 Brown	H	L	64	74
D 10 Coastal Carolina (ot)	H	L	78	85
D 16 Long Island	H	L	77	80
D 27 Providence	A	L	61	92



LeVar Folk ('99) finished first all-time at BU in steals (200), second in minutes played (3,674) and third in assists (519).

D 5	North Texas State	H	W	87	65
D 10	Kentucky	A	L	49	90
D 12	Fordham	A	W	65	52
D 22	Harvard	H	W	71	63
D 29	Hawaii	N1	L	63	77
D 30	Duke	N1	L	54	73
D 31	Oklahoma	N1	L	70	75
J 5	Maryland-Balt. Co.	A	L	57	60
J 9	Niagara	A	W	56	51
J 12	Hartford *	A	L	70	80
J 14	Vermont *	A	L	70	79
J 20	Delaware *	H	W	55	54
J 22	Drexel *	H	L	51	63
J 26	Maine *	A	W	67	61
J 28	New Hampshire *	H	W	88	73
J 30	Holy Cross	A	W	67	54
F 2	Hofstra *	A	L	56	58
F 4	Northeastern *	H	L	63	83
F 9	New Hampshire *	A	L	60	73
F 11	Maine *	H	L	53	54
F 15	Hofstra *	H	W	63	37
F 17	Drexel *	A	L	70	79
F 19	Delaware (ot) *	A	W	76	72
F 23	Hartford *	H	W	65	51
F 25	Vermont *	H	W	68	59
F 28	Northeastern *	A	L	59	65
North Atlantic Tournament					
M 2	Hartford	N2	W	69	59
M 4	Drexel	N2	L	53	62
(N1) - Rainbow Classic, at Honolulu, Hawaii					
(N2) - at Hartford, Conn.					
1995-96					
OVERALL: 18-11					
AMERICA EAST: 13-5					
COACH: Dennis Wolff					
CAPTAINS: Tunji Awojobi, Steve Ehretzman, Jim Schwartz					
N 25	Rider	A	L	62	64
N 30	Holy Cross	H	L	54	57
D 8	Maine *	A	L	60	62
D 10	New Hampshire *	H	W	70	67
D 13	Maryland-Balt. Co.	H	W	70	56
D 21	Harvard	H	W	72	60
D 23	Providence	A	L	74	80
D 28	Pepperdine	N1	W	75	61
D 29	New Mexico	N1	W	85	95
J 4	Hartford *	A	W	75	68
J 6	Vermont *	H	W	69	55
J 9	North Carolina State	A	L	68	78
J 11	Delaware *	A	L	50	62
J 13	Towson *	A	L	71	93
J 18	Hofstra *	H	W	73	61
J 20	Drexel *	H	L	47	67
J 23	Northeastern *	H	W	63	59
J 26	Drexel *	A	W	76	74
J 28	Hofstra *	A	W	86	71
F 1	Delaware (ot) *	H	W	82	75
F 4	Towson *	H	W	68	56
F 8	Hartford *	H	W	79	65
F 10	Vermont *	A	L	72	75
F 17	Northeastern *	A	W	77	56
F 22	Maine *	A	W	79	62
F 24	New Hampshire *	A	W	80	69

America East Tournament

M 2	Northeastern	N2	W	69	54
M 3	Maine	N2	W	66	64
M 8	Drexel	N3	L	67	76

(N1) - Lobo Classic, at Albuquerque, N.M.
(N2) - at Newark, Del.
(N3) - at Philadelphia, Pa.

1996-97

OVERALL: 25-5

AMERICA EAST: 17-1

COACH: Dennis Wolff

CAPTAINS: Tunji Awojobi, B.J. Fearington, James Schwartz

N 22	Florida A & M	N1	W	85	54
N 23	George Washington	N1	L	68	73
N 30	East Carolina	N2	W	68	66
D 6	Towson *	A	W	81	63
D 8	Delaware *	A	W	58	56
D 10	Harvard	A	W	80	72
D 12	Texas Christian	A	L	80	81
D 23	Rhode Island	A	L	61	69
D 27	Loyola	N3	W	71	51
D 28	South Florida	N3	W	65	49
J 2	New Hampshire *	A	W	61	54
J 4	Maine (ot) *	H	W	67	62
J 10	Hofstra *	H	W	70	65
J 12	Drexel (ot) *	H	W	71	67
J 16	Hartford *	A	W	61	49
J 18	Vermont *	A	W	69	68
J 21	Northeastern *	H	W	59	48
J 24	Delaware (ot) *	H	W	79	72
J 26	Towson *	H	W	78	69
F 1	Northeastern *	A	W	70	52
F 7	Hofstra *	A	W	70	58
F 9	Drexel *	A	L	42	73
F 13	Vermont *	H	W	61	56
F 15	Hartford *	H	W	69	66
F 20	New Hampshire *	H	W	63	60
F 23	Maine *	A	W	57	50

America East Tournament

M 1	Maine	N4	W	67	49
M 2	Delaware	N4	W	69	65
M 7	Drexel	N5	W	68	61

NCAA Tournament

M 14	Tulsa	N6	L	52	81
------	-------	----	---	----	----

(N1) - Red Auerbach Colonial Classic, at Washington, D.C.
(N2) - at Halifax, Nova Scotia
(N3) - Christmas Shootout, at Tampa, FL
(N4) - at Newark, Del.
(N5) - at Boston, Mass.
(N6) - at Kansas City, Mo.

1997-98

OVERALL: 19-11

AMERICA EAST: 12-6

COACH: Dennis Wolff

CAPTAIN: Joey Beard

N 17	Connecticut	N1	L	54	68
N 25	American	A	W	58	56
N 30	Rhode Island	H	L	63	86
D 6	Alabama	H	L	53	61
D 10	Harvard	H	W	74	57
D 12	UNC Charlotte	A	W	73	71
D 22	Manhattan	A	W	60	59
D 27	Eastern Michigan	N2	L	69	72
D 28	La Salle	N2	W	77	65
J 2	Maine *	H	W	79	64
J 4	New Hampshire *	H	W	76	61
J 8	Vermont *	A	L	55	59
J 10	Hartford *	A	L	58	65
J 16	Hofstra *	H	W	80	67
J 18	Drexel *	H	W	69	62
J 22	Towson *	A	W	67	45
J 25	Delaware *	A	L	54	68
J 29	Drexel (ot) *	A	L	73	80
J 31	Hofstra *	A	L	84	92
F 3	Northeastern *	A	L	77	81
F 5	Hartford *	H	W	84	72
F 8	Vermont *	H	W	78	67
F 12	Maine *	A	W	70	69
F 14	New Hampshire *	A	W	79	66
F 17	Northeastern *	H	W	83	79
F 19	Towson *	H	W	69	63
F 21	Delaware *	H	W	87	77

America East Tournament

F 28	Northeastern	N3	W	87	77
M 1	Drexel	N3	W	53	51
M 7	Delaware	N3	L	58	66

(N1) - Chase Preseason NIT, at Storrs, CT
(N2) - Arizona State / Tribune Classic, at Tempe, AZ
(N3) - at Newark, DE

1998-99

OVERALL: 9-18

AMERICA EAST: 5-13

COACH: Dennis Wolff

CAPTAINS: Walter Brown, LeVar Folk

N 17	UNC Charlotte	H	L	50	65
------	---------------	---	---	----	----

N 22	Alabama	A	L	52	75
N 27	Miami (Ohio)	N1	L	53	70
N 30	American	H	W	58	56
D 5	Northeastern *	A	L	67	68
D 8	Harvard	A	W	68	64
D 22	Manhattan	H	W	66	46
D 28	Colorado	N2	L	51	88
D 29	Canisius	N2	W	80	58
J 3	Towson *	A	W	66	58
J 5	Delaware (ot) *	A	L	74	75
J 10	Maine *	H	L	66	80
J 12	New Hampshire *	H	W	84	49
J 15	Drexel *	A	L	67	80
J 17	Hofstra *	A	L	50	66
J 22	Vermont (ot) *	H	L	67	73
J 24	Hartford *	A	L	51	73
J 29	Towson *	H	W	73	43
J 31	Delaware *	H	L	60	78
F 4	New Hampshire *	A	W	63	52
F 6	Maine *	A	L	73	85
F 10	Northeastern (ot) *	H	L	81	84
F 13	Hofstra *	H	L	55	58
F 15	Drexel *	H	L	57	69
F 19	Vermont *	A	W	68	54
F 21	Hartford *	H	L	78	86

America East Tournament

F 26	Towson	N3	L	58	71
------	--------	----	---	----	----

(N1) - at Halifax, Nova Scotia
(N2) - Bobcat Classic, at Bozeman, Mont.
(N3) - at Newark, Del.

1999-00

OVERALL: 7-22

AMERICA EAST: 5-13

COACH: Dennis Wolff

CAPTAINS: Jean Avebe, Mike Costello

N 19	Northern Illinois	N1	L	65	78
N 20	Radford	N1	L	50	70
N 22	James Madison (ot)	A	L	79	91
N 30	Providence	A	L	70	85
D 2	Massachusetts	A	L	51	70
D 7	Harvard	H	W	58	57
D 9	Maine *	H	L	54	76
D 11	New Hampshire *	H	W	61	51
D 28	California	N2	L	45	76
D 29	Portland State	N2	L	58	62
J 2	Hofstra *	A	L	46	74
J 4	Drexel *	A	L	50	58
J 8	Northeastern *	H	W	62	45
J 11	Liberty	H	L	59	60
J 14	Delaware *	H	L	59	62
J 16	Towson (ot) *	H	L	52	54
J 21	Hartford *	A	L	60	68
J 23	Vermont (2ot) *	A	L	85	86
J 28	Drexel (ot) *	H	L	61	62
J 30	Hofstra *	H	L	49	64
F 10	Delaware *	A	L	77	87
F 12	Towson *	A	L	57	71
F 15	Northeastern *	A	W	58	55
F 17	Vermont *	H	L	62	90
F 19	Hartford *	H	W	75	64
F 24	New Hampshire *	A	W	60	58
F 27	Maine *	A	L	54	76

America East Tournament

M 3	Northeastern	N3	W	83	57
M 4	Hofstra	N3	L	62	80

(N1) - Doral/Florida International Tournament, at Miami, Fla.
(N2) - Golden Bear Classic, at Berkeley, Calif.
(N3) - at Newark, Del.

2000-01

OVERALL: 14-14

AMERICA EAST: 9-9

COACH: Dennis Wolff

CAPTAINS: Billy Collins, Stijn Dhondt

N 17	St. Peter's College	A	W	77	64
N 21	Liberty	A	W	55	54
N 24	Quinnipiac	N1	W	66	60
N 25	George Washington	N1	L	76	92
D 5	Harvard	A	L	60	76
D 9	Northeastern *	A	W	79	72
D 12	Maine *	A	W	79	67
D 14	Massachusetts	N2	L	52	68
D 21	James Madison	H	W	83	72
D 28	Providence	A	L	48	73
J 2	New Hampshire *	A	L	59	68
J 5	Hofstra *	H	W	74	70
J 7	Drexel *	H	L	62	74
J 11	Towson *	A	L	63	66
J 13	Delaware *	A	L	59	68
J 20	Vermont *	H	W	58	54
J 22	Hartford *	H	W	69	42
J 26	Drexel *	A	L	71	80
J 28	Hofstra *	A	L	56	77
F 3	Northeastern *	H	L	71	74
F 8	Towson *	H	W	96	59
F 9	Delaware *	H	L	55	75
F 15	Hartford *	A	W	74	46
F 17	Vermont *	A	L	75	89
F 20	Holy Cross	H	W	60	51
F 23	New Hampshire *	H	W	77	52
F 25	Maine *	H	W	76	74

America East Tournament

M 3	Maine (ot)	N3	L	83	87
-----	------------	----	---	----	----

(N1) - George Washington Tournament, at Washington, D.C.
(N2) - Walter Brown Arena, at Boston, Mass.
(N3) - Newark, Del.

2001-02

OVERALL: 22-10

AMERICA EAST: 13-3

COACH: Dennis Wolff

CAPTAINS: Billy Collins, Stijn Dhondt, Mark Michalek

N 13	New Orleans	N1	W	69	63
N 14	#8 Iowa	N1	L	61	90
N 18	#17 Boston College	A	L	65	82
N 25	St. Peter's	H	W	70	58
N 28	George Washington	A	L	76	79
D 1	Holy Cross	A	W	61	49
D 4	Harvard	H	W	51	41
D 8	Columbia	A	L	47	68
D 12	Dartmouth	H	W	79	58
D 22	Providence	A	L	62	68
D 28	Wisc.-Green Bay (ot)	N2	W	79	75
D 29	Cal-Irvine	N2	L	71	77
J 2	New Hampshire *	A	W	70	65
J 5	Vermont *	H	L	65	74
J 7	Hartford *	A	W	70	56
J 10	Binghamton *	H	W	62	50
J 12	Stony Brook *	H	W	90	54
J 20	Northeastern * (ot)	A	W	95	88
J 24	Albany *	A	W	64	49
J 26	Binghamton *	A	W	55	53
J 29	Hartford *	H	L	42	44
F 2	Vermont * (ot)	A	L	85	89
F 8	Maine *	A	W	61	59
F 10	New Hampshire *	H	W	63	56
F 14	Northeastern *	H	W	63	57
F 16	Albany *	H	W	68	56



YEAR-BY-YEAR RESULTS



2003 and 2005 First Team All-America East forward Rashad Bell finished with 1,367 points as a Terrier. He ranks second all-time at BU with 114 blocks.

F 21 Stony Brook *	A	W	64	62
F 24 Maine *	H	W	72	61
America East Tournament				
M 2 Northeastern	N3	W	86	76
M 3 Hartford	N3	W	63	60
M 9 Maine	N3	W	66	40
NCAA Tournament				
M 15 Cincinnati	N4	L	52	90
(N1) - Guardians Classic, at Iowa City, Iowa				
(N2) - Oneida Bingo and Casino Classic, at Green Bay, Wisc.				
(N3) - at Boston, Mass.				
(N4) - at Pittsburgh, Pa.				

2002-03				
OVERALL: 20-11				
AMERICA EAST: 13-3				
COACH: Dennis Wolff				
CAPTAINS: Billy Collins, Kevin Fitzgerald, Matt Turner				
N 18 Stanford	N1	L	57	61
N 23 Columbia	H	W	66	37
N 26 Boston College	A	L	61	80
N 30 Dartmouth	A	W	65	53
D 3 Harvard	A	W	68	61
D 5 St. Joseph's	A	L	49	71
D 11 George Washington	H	L	55	68
D 13 Ohio	H	W	78	57
D 21 Cleveland State	A	L	56	70
D 28 Florida State	N2	W	84	69
D 30 Arizona	N2	L	71	85
J 4 Binghamton * (ot)	H	W	70	65
J 8 Albany *	A	W	66	63
J 11 Vermont *	H	W	65	62
J 15 Stony Brook *	H	W	81	66
J 18 Hartford *	A	W	59	58
J 22 New Hampshire *	A	W	94	64
J 25 Northeastern *	H	L	69	72
J 29 Maine *	A	W	63	53
F 5 Albany *	H	W	78	50
F 9 Binghamton *	A	W	85	82
F 11 Stony Brook *	A	L	67	73
F 15 Hartford * (ot)	H	W	65	59
F 19 Maine *	H	W	65	54
F 22 Vermont *	A	L	53	60
F 26 New Hampshire *	H	W	76	62
M 2 Northeastern *	A	W	76	65

America East Tournament				
M 9 New Hampshire	N3	W	75	61
M 10 Northeastern	N3	W	71	61
M 15 Vermont	N4	L	55	56
NIT				
M 19 St. John's	A	L	57	62
(N1) - Pre-season NIT, Palo Alto, Calif.				
(N2) - Fiesta Bowl Classic, Tucson, Ariz.				
(N3) - Walter Brown Arena, Boston, Mass.				
(N4) - Case Gym				

2003-04				
OVERALL: 23-6				
AMERICA EAST: 17-1				
COACH: Dennis Wolff				
CAPTAINS: Ryan Butt, Kevin Fitzgerald, Jason Grochowalski, Matt Turner				
N 22 Holy Cross	A	L	57	59
N 25 #13 Saint Joseph's	H	L	56	71
N 29 Boston College	A	L	44	67
D 1 Youngstown State	H	W	83	61
D 3 Ohio (2ot)	A	W	67	64
D 9 Harvard	H	W	86	42
D 22 Cleveland State	H	W	64	62

D 28 Fordham	A	W	60	52
D 30 Michigan (ot)	A	W	61	60
J 2 New Hampshire *	H	W	56	51
J 4 Albany *	A	W	79	62
J 7 Hartford *	A	W	59	48
J 10 Binghamton *	H	W	63	59
J 14 UMBC *	A	W	59	55
J 17 Vermont *	H	L	57	59
J 21 Maine *	H	W	71	65
J 24 Northeastern *	A	W	76	74
J 28 Stony Brook *	A	W	66	56
F 1 Albany *	H	W	67	55
F 4 New Hampshire *	A	W	70	50
F 7 Hartford *	H	W	78	45
F 12 UMBC *	H	W	71	59
F 15 Vermont *	A	W	80	70
F 18 Maine *	A	W	64	53
F 22 Northeastern *	H	W	82	68
F 26 Stony Brook *	H	W	75	64
F 29 Binghamton *	A	W	69	53

America East Tournament				
M 6 Stony Brook	N1	L	58	62
NIT				
M 17 Rhode Island	A	L	52	80
(N1) - Walter Brown Arena, Boston, Mass.				

2004-05				
OVERALL: 20-9				
AMERICA EAST: 14-4				
COACH: Dennis Wolff				
CAPTAINS: Rashad Bell, Chaz Carr, Shaun Wynn				
N 20 Holy Cross	H	L	48	58
N 24 Fordham	H	W	66	51
N 27 Youngstown St.	A	W	71	55
N 30 Rhode Island	A	W	73	68
D 4 New Hampshire *	A	W	65	52
D 7 Harvard	A	W	92	55
D 11 Boston College	A	L	74	80
D 14 Michigan	A	W	63	52
D 23 Canisius	H	W	62	45
D 28 Massachusetts	A	L	65	67
J 2 Albany *	A	W	72	69
J 6 Hartford *	H	W	73	22
J 9 Binghamton *	H	W	69	54
J 13 UMBC *	H	W	67	51
J 16 Vermont *	A	L	58	69
J 19 Northeastern *	A	L	75	77
J 22 Stony Brook *	A	W	65	47
J 26 New Hampshire *	H	W	79	63
J 30 Albany * (ot)	H	W	48	47
F 2 Maine *	A	W	52	43
F 5 Hartford *	A	W	65	46
F 9 UMBC *	A	W	61	51
F 12 Vermont *	H2	W	61	55
F 16 Stony Brook *	H	W	57	50
F 20 Northeastern *	H2	L	48	63
F 24 Maine *	H	W	66	50
F 27 Binghamton *	A	L	48	65

America East Tournament				
M 5 Maine	N1	L	45	47
NIT				
M 16 Georgetown	A	L	34	64
(H2) - Agganis Arena, Boston, Mass.				
(N1) - Events Center, at Vestal, N.Y.				

F 2 New Hampshire *	A	W	67	52
F 9 Stony Brook *	H	W	64	60
F 12 Binghamton *	H	W	79	53
F 14 Vermont *	A	W	59	58
F 17 UMBC *	A	L	73	76
F 20 Maine *	H	W	73	54
F 23 St. Peter's	A2	W	67	64
F 28 Hartford *	H	W	97	66
M 2 Albany *	A	L	64	76
America East Tournament				
M 8 Albany (ot)	N1	W	62	58
M 9 Hartford	N1	L	52	59
(H2) - Agganis Arena, Boston, Mass.				
(A2) - O'Reilly/ESPN Bracketbusters				
(N1) - Events Center, at Vestal, NY				

2005-06				
OVERALL: 12-16				
AMERICA EAST: 9-7				
COACH: Dennis Wolff				
CAPTAINS: Shaun Wynn, Kevin Gardner				
N 14 #1 Duke	A	L	47	64
N 22 Michigan	H2	L	46	51
N 26 Rider	A	L	64	71
N 29 Rhode Island	H2	L	38	48
D 2 #22 George Washington	A	L	62	75
D 6 Harvard	H	W	72	63
D 8 New Hampshire *	H	W	67	46
D 10 Maine *	A	W	58	55
D 12 Massachusetts	A	L	45	64
D 22 Canisius	A	W	69	56
D 28 Bucknell	N1	L	57	63
D 29 UC Riverside	N1	W	80	69
J 2 Holy Cross	A	L	55	57
J 5 UMBC * (ot)	A	L	64	65
J 12 Albany *	H	L	47	53
J 15 Binghamton *	H	L	47	48
J 19 Stony Brook *	A	W	73	65
J 22 Vermont *	H2	W	43	41
J 25 Hartford *	H	W	54	40
J 29 Maine *	H2	L	51	53
F 1 New Hampshire *	A	L	54	63
F 4 Albany *	A	L	60	71
F 8 UMBC *	H	W	59	47
F 14 Binghamton *	A	L	51	74
F 19 Stony Brook *	H	W	73	68
F 23 Vermont * (ot)	A	W	69	64
F 26 Hartford *	A	W	84	71

America East Tournament				
M 4 Vermont	N2	L	61	64
(H2) - Agganis Arena, Boston, Mass.				
(N1) - Cable Car Classic, at Santa Clara, Calif.				
(N2) - Events Center, at Vestal, N.Y.				

2006-07				
OVERALL: 12-18				
AMERICA EAST: 8-8				
COACH: Dennis Wolff				
CAPTAINS: Brian Macon, Omari Peterkin				
N 10 George Washington	H2	L	57	70
N 14 Harvard	A	W	78	74
N 18 Rider	H	L	60	66
N 21 Northeastern	A	L	54	73
N 25 Manhattan	A	W	74	65
N 27 Saint Joseph's	A	L	39	55
D 2 St. Bonaventure	A	W	74	46
D 6 Massachusetts	H2	L	54	56
D 22 Rhode Island	A	L	51	65
D 28 St. John's (ot)	N1	L	44	45
D 29 Saint Joseph's	N1	L	53	58
J 3 Holy Cross (ot)	H	L	70	73
J 6 Hartford (2ot) *	A	L	75	80
J 9 Maine *	H	W	65	63
J 11 Binghamton *	A	W	61	49
J 13 New Hampshire *	H	W	53	29
J 18 Stony Brook (ot) *	A	L	62	68
J 21 UMBC *	H	W	59	53
J 24 Albany *	H	L	50	52
J 31 Maine *	A	W	66	55
F 3 Hartford *	H	W	59	51
F 5 Vermont *	A	L	63	72
F 8 Binghamton *	H	W	66	54
F 11 New Hampshire *	A	L	55	60
F 15 Stony Brook *	H	W	68	55
F 18 UMBC *	A	L	63	67
F 22 Vermont *	H	L	55	57
F 25 Albany *	A	L	73	63

America East Tournament				
M 3 Binghamton	H2	W	62	58
M 4 Albany	H2	L	49	59
(N1) - Aeropostale Holiday Festival, New York, N.Y.				
(H2) - Agganis Arena, Boston, Mass.				

2007-08				
OVERALL: 14-17				
AMERICA EAST: 9-7				
COACH: Dennis Wolff				
CAPTAINS: Tyler Morris, Matt Wolff				
N 9 St. Bonaventure	H	W	69	57
N 14 George Washington	A	L	56	69
N 17 Saint Joseph's	H2	L	48	57
N 19 Northeastern	H	L	58	65
N 25 Marshall	A	L	47	70
N 27 #11 Pittsburgh	A	L	53	80
D 1 Manhattan	H	L	65	72
D 4 Harvard	H	W	79	72
D 11 Yale	A	W	76	67
D 22 Delaware	A	L	55	73
D 29 Massachusetts	A	L	61	70
J 2 Holy Cross	A	L	62	65
J 6 Binghamton *	A	L	49	69
J 9 New Hampshire *	H	W	82	72
J 12 Hartford *	A	L	57	66
J 16 Albany *	H	L	63	70
J 19 Stony Brook *	A	W	59	52
J 22 UMBC *	H	L	40	62
J 25 Vermont *	H2	L	57	70
J 30 Maine *	A	W	56	49

America East Tournament				
M 6 Hartford	N2	W	87	46
M 7 Stony Brook	N2	W	70	63
M 13 Vermont	N3	L	70	83
College Basketball Invitational				
M 17 Oregon State	A	W	96	78
M 22 Morehead State (ot)	H	W	91	89
M 24 VCU	A	L	75	88
(H2) - Agganis Arena, Boston, Mass.				
(A2) - ESPNU Bracketbusters				
(N1) - O'Reilly Auto Parts Puerto Rico Tip-Off				
(N2) - Chase Arena, West Hartford, Conn.				
(N3) - Patrick Gym, Burlington, Vt.				

N 13 Iona	A	L	73	82
N 17 George Washington	H2	L	59	69
N 19 Kansas State	N1	L	70	80
N 20 Indiana	N1	W	71	7
N 22 #21 Georgia Tech	N1	L	67	85
N 25 Northeastern (ot)	H	W	69	64
N 29 Harvard	H	L	70	78
D 2 #13 Connecticut	A	L	64	92
D 6 Bucknell	H2	W	63	53
D 12 Marist	A	W	88	72
D 22 Mount St. Mary's	H	W	86	77
D 29 Dayton	A	L	60	74
J 2 Stony Brook *	H	L	75	84
J 7 New Hampshire *	A	W	60	56
J 9 Hartford *	A	W	84	70
J 12 UMBC *	H	W	75	63
J 14 Binghamton *	A	W	63	5

2010-11**OVERALL: 21-14****AMERICA EAST: 12-4****COACH:** Patrick Chambers**CAPTAINS:** Matt Griffin, Pat Hazel, Jake O'Brien

N 12	Northeastern	A	L	64	66
N 16	George Washington	N1	W	76	67
N 17	#6 Villanova	A	L	66	82
N 19	Marist	H	W	58	37
N 22	Hampton	N2	L	50	51
N 23	Nevada	N2	W	66	57
N 27	Cornell	H	W	66	61
N 30	#10 Kentucky	A	L	57	91
D 4	Bucknell	A	L	49	52
D 9	La Salle	H2	L	81	84
D 11	Harvard	A	L	71	87
D 21	St. Joseph's	H2	W	85	79
D 29	Quinnipiac	H	L	81	82
D 31	Massachusetts	A	L	54	71
J 2	Maine *	A	L	52	65
J 4	New Hampshire *	H	W	61	54
J 9	Vermont *	H	W	74	65
J 15	Albany *	A	W	70	67
J 17	UMBC *	A	L	67	71
J 20	Stony Brook *	H	W	67	62
J 22	Hartford *	A	L	55	59
J 26	Binghamton *	H2	W	71	66
J 29	New Hampshire *	A	L	48	60
F 1	Maine *	H2	W	88	78
F 4	Stony Brook *	A	W	62	49
F 10	Albany *	N3	W	63	44
F 12	Hartford *	H	W	61	50
F 15	UMBC *	H2	W	85	53
F 19	Canisius	H3	W	70	62
F 24	Binghamton *	A	W	53	51
F 27	Vermont * (ot)	A	W	66	64

America East Tournament

M 5	New Hampshire	N4	W	69	60
M 6	Hartford	A	W	55	49
M 12	Stony Brook	H2	W	56	54

NCAA Tournament

M 18	#1 Kansas	N5	L	53	72
------	-----------	----	---	----	----

(H2) - Agganis Arena, Boston, Mass.**(H3)** - ESPN Bracketbusters at Agganis Arena**(N1)** - NIT Season Tip-Off, at Villanova, Pa.**(N2)** - NIT Season Tip-Off at George Washington**(N3)** - Madison Square Garden, New York, N.Y.**(N4)** - Chase Arena, West Hartford, Conn.**(N5)** - BOK Center, Tulsa, Okla.**BOSTON**