

RECORD BOOK





Individual Season Records

GENERAL INFO

THE PROGRAM

MEET THE BOBCATS

OPPONENT INFORMATION

2008 IN REVIEW

RECORD BOOK

THIS IS OHIO

GAMES PLAYED

61	Jason Arbinger	1997
	Scott Malinowski	1997
	Damon Wilcox	1997
60	Jake Eye	1997
	Jason Graham	1997
	Jeff Rook	1997
	Rick Czajkowski	1991
	Doug Renner	1991
59	Robert Maddox III	2008
	<i>Matt Stiffler</i>	<i>2008</i>
58	Ben Crabtree	2003
	Adam Fox	2003
	Tony Gandee	2003
	Jason Shockey	2003
	Brady Gick	1997
	Bart Leahy	1997
	Dirk Harper	1991
	Chad Young	1991

HITTING

BATTING AVERAGE (Min. 100 At-Bats)		
.427	Mike Hannah	1970
.424	Mike Echstenkamper	1979
.420	Terry Harmon	1964
.418	Mike Jaworski	1985
.417	Mike Arbinger	2002
.414	Joe Ausec	1983

AT-BATS

257	<i>Matt Stiffler</i>	<i>2008</i>
238	Adam Fox	2003
235	Ben Crabtree	2003
233	Phil Sabatini	2003
231	Robert Maddox III	2008
229	Marc Krauss	2008
	Brandon Besl	2007
225	<i>Zach Hartle</i>	<i>2008</i>
224	Jake Eye	1997

HITS

91	<i>Matt Stiffler</i>	<i>2008</i>
	Ben Crabtree	2003
87	Adam Fox	2003
	Jason Graham	1997
86	Ryan Kyes	2001
82	Ryan Kyes	2000
80	Mike Arbinger	2002
	Jake Eye	1997

RUNS SCORED

75	<i>Matt Stiffler</i>	<i>2008</i>
73	Ryan Kyes	2001
62	Jason Graham	1997
62	Marc Krauss	2008
	Mike Arbinger	2002
58	Matt Stiffler	2007
57	Andrew See	2001
56	Ryan Kyes	2000

DOUBLES

32	Ryan Kyes	2001
21	Adam Fox	2003
	Scott Malinowski	1997
20	Brandon Besl	2008
	Marc Krauss	2008
19	Marc Krauss	2007
18	Adam Fox	2001
	Jason Graham	1997
17	Brandon Besl	2007
	Brian Colopy	2004
	Ben Crabtree	2003
	Jason Arbinger	1999
	Scott Malinowski	1998
	Frank Salas	1994

TRIPLES

9	Dean Washington	1975
8	Matt Stiffler	2007
8	Dirk Harper	1991
7	Scott Kuvinka	1979
	Tom Smith	1970
	Terry Harmon	1965
6	<i>Matt Stiffler</i>	<i>2008</i>
	Jim Shreffler	1950

HOME RUNS

20	Mike Arbinger	2002
18	<i>Matt Stiffler</i>	<i>2008</i>
17	Andrew See	2001
	Jeff Rook	2000
16	Anthony Gressick	2004
	Cory Keylor	2001
	Jeff Rook	1999
15	Bart Leahy	1998
14	Adam Fox	2003
	Ryan Kyes	2001
	Cory Keylor	2000

RUNS BATTED IN

70	Andrew See	2001
61	Adam Fox	2003
59	Adam Fox	2002
58	<i>Matt Stiffler</i>	<i>2008</i>
57	Ryan Kyes	2001
	Mike Arbinger	2002
56	Brady Gick	1997
54	Marc Krauss	2008
	Josh Sorge	1996
	Frank Salas	1994

TOTAL BASES

172	<i>Matt Stiffler</i>	<i>2008</i>
162	Ryan Kyes	2001
159	Mike Arbinger	2002
152	Adam Fox	2003
146	Andrew See	2001
140	Ryan Kyes	2000
138	Ben Crabtree	2003
130	Marc Krauss	2008

SLUGGING PERCENTAGE

.828	Mike Arbinger	2002
.781	Joe Ausec	1983
.726	Ryan Kyes	2001
.712	Mike Echstenkamper	1979
	Rich McKinney	1967
.711	Kevin Priessman	1977
.705	Anthony Gressick	2004
.700	Rich McKinney	1968
.697	Chuck Lombardy	2001
.684	Cory Keylor	2000

BASES ON BALLS

48	Marc Krauss	2008
46	Matt Engleka	1995
45	Matt Stiffler	2007
42	Scott Buehler	1990
40	Jeff Rook	2000
39	Jeff Rook	1999
	Doug Renner	1991
	Mike Florak	1988
	Mike Florak	1987
38	Mike Schmidt	1970

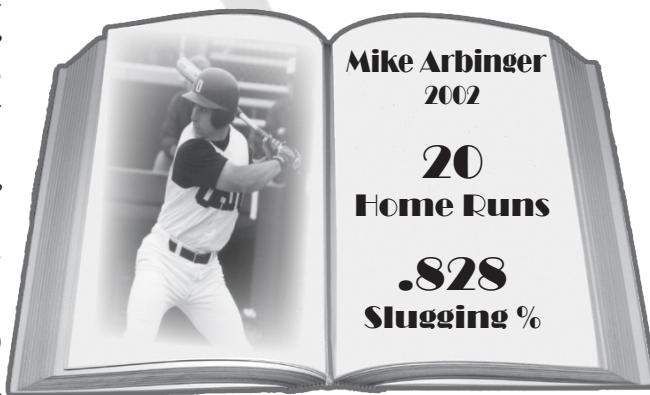
STRIKEOUTS

58	Jeff Rook	2000
56	Jeff Rook	1997
51	Jeff Rook	1999
49	Cory Keylor	2001
47	Jeff Rook	1998
	Marc Whaley	1987
42	Robert Maddox III	2008
	Phil Sabatini	2005
	Wes Harrington	1986

STOLEN BASES

24	Matt Hudik	1990
23	King Brady	1947
22	Eric Camfield	1995
20	Tim Thomas	1990
16	Dave Sparks	1973
	Larry Thomas	1960
	John Dukawich	1952

Active players in bold
Records set last year in italics





Individual Season Records

PITCHING

APPEARANCES

30	Chad Reed	1991
27	Tom Miller	1997
	Adam Redwine	1991
24	Chad Reed	1992
	Andy Reynolds	1986

GAMES STARTED

17	Ed Robbins	1970
16	Jerry McConnell	1967
15	Aaron Houdeshell	1996
	Bobby Robinson	1990
14	13 tied	

INNINGS PITCHED

120.0	Ed Robbins	1970
102.2	Denny McGee	2001
101.0	Robert Sismondo	1997
98.0	Don Poling	1950
97.2	Chris Rigo	2008
95.0	Brian Mann	1988
92.2	Chris Bova	2004

COMPLETE GAMES

10	Larry Nicholson	1979
	John Burden	1977
9	Aaron Houdeshell	1996
	Cory Corrigan	1993
	Brian Mann	1988
8	Denny McGee	2001
	Tony Schiml	2000
	Ashley Hoskins	1996
	Brian Mann	1989
	John Born	1984
	Dave Tobik	1974
	John Bier	1954

EARNED RUN AVERAGE

0.52	Duane Baker	1958
0.84	Dave Tobik	1974
1.00	Doug Diamond	1971
1.08	Mike Weiss	1974
1.12	Jim Bierman	1972

WINS

14	Ed Robbins	1970
11	Tom Miller	1997
	Robert Sismondo	1997
	Aaron Houdeshell	1996
	Doug Diamond	1971
	Don Poling	1950
10	Denny McGee	2001
	Brian Schubmehl	1997
	Jerry McConnell	1967
	Tom Murphy	1965

LOSSES

9	Brian Adams	1987
8	John Born	1985
7	Walt Novosel	2003
	Walt Novosel	2001
	Joe Morvay	1993
	Adam Redwine	1990
	Dave McLaughlin	1986
	Dave McLaughlin	1985
	Rob Livchak	1981
	Mark Person	1977
	John Burden	1976

SAVES

9	Chad Reed	1992
8	Chad Reed	1991
7	Doug Stackhouse	1983
6	Tom Miller	1997
	Chris Rigo	2006
5	Dan O'Rourke	2002
	Chad Reed	1990
	Kevin Hagen	1988
	Kevin Hagen	1987
	Andy Reynolds	1986

STRIKEOUTS

118	Denny McGee	2001
109	Ed Robbins	1970
106	Robert Sismondo	1997
99	Tom Murphy	1965
94	Tom Murphy	1966
84	Robert Sismondo	1998
	Ralph Nuzum	1959

BASES ON BALLS

51	Don Bethel	1981
49	Don Bethel	1982
	Rob Livchak	1982
48	Dave Talboo	1986
	Rob Livchak	1984
46	Walt Novosel	2003
	John Born	1984

WINNING PERCENTAGE

(at least six decisions)

1.000	D. Diamond (11-0)	1971
	B Schubmehl (10-0)	1997
	Tom Murphy (10-0)	1965
	Terry Trimmer (8-0)	1964
	Bill Hinkle (8-0)	1957
	Mitch Wright (6-0)	1976
.933	Ed Robbins (14-1)	1970
.889	John Burden (8-1)	1979
	Jim Bierman (8-1)	1973
.875	Bill Adams (7-1)	1974
	Terry Wenger (7-1)	1971
	John Morlan (7-1)	1969

FIELDING

PUTOUTS

448	Jeff Rook	1997
402	Mike Florak	1987
397	Marc Krauss	2007
396	Ben Crabtree	2003
393	Jeff Rook	1998
386	Mike Florak	1988

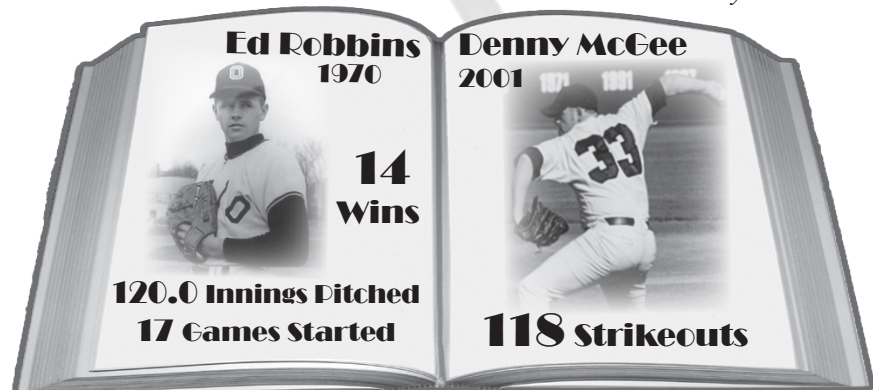
ASSISTS

183	Tony Gandee	2003
180	Matt Engleka	1995
175	Bryant Witt	2004
	Doug Renner	1991
174	Bryant Witt	2005
<i>173</i>	<i>Zach Hartle</i>	<i>2008</i>
168	Zach Keen	2008
	Jason Shockey	2003

ERRORS

27	John Schanzenbach	1982
26	Bryant Witt	2004
	Marc Whaley	1987
25	Damon Wilcox	1996
24	John Schanzenbach	1984
23	Matt Hudik	1990
	Bryant Witt	2006

Active players in bold
Records set last year in italics



GENERAL INFO

THE PROGRAM

MEET THE BOBCATS

OPPONENT INFORMATION

2008 IN REVIEW

RECORD BOOK

THIS IS OHIO

Career Records



GENERAL INFO

THE PROGRAM

MEET THE BOBCATS

OPPONENT INFORMATION

2008 IN REVIEW

RECORD BOOK

THIS IS OHIO

GAMES PLAYED

221	Jeff Rook	1997-00
209	Brady Gick	1993-97
208	Mike Arbinger	1999-02
	Rick Czajkowski	1989-92
207	Ryan Kyes	1998-01
206	Scott Malinowski	1995-98
204	Greg Stover	1991-94
200	Chad Young	1990-93
199	Mike Florak	1986-89
195	Marc Simms	1991-94

HITTING

BATTING AVERAGE

.404	Lamar Jacobs	1956-59
.403	John Hrasch	1948-51
.401	Terry Harmon	1964-67
.385	Larry Thomas	1959-62
.379	Kevin Priessman	1977-80
.377	Bob Willet	1963-66
	Jim Shreffler	1948-50
.374	Frank Caruso	1956-58
.371	Mike Hannah	1970-71

AT-BATS

770	Ben Crabtree	2002-05
740	Mike Arbinger	1999-02
735	Ryan Kyes	1998-01
716	Rick Czajkowski	1989-92
710	Jeff Rook	1997-00
705	Matt Stiffler	2005-08
679	Anthony Gressick	2003-06
672	Greg Stover	1991-94
670	Scott Malinowski	1995-98
638	Brady Gick	1993-97

HITS

269	Ben Crabtree	2002-05
268	Ryan Kyes	1998-01
266	Mike Arbinger	1999-02
234	Adam Fox	2001-03
233	Rick Czajkowski	1989-92
230	Matt Stiffler	2005-08
228	Anthony Gressick	2003-06
218	Scott Malinowski	1995-98
	Greg Stover	1991-94
211	Jeff Rook	1997-00

RUNS SCORED

200	Mike Arbinger	1999-02
198	Ryan Kyes	1998-01
178	Matt Stiffler	2005-08
155	Jeff Rook	1997-00
151	Marc Sims	1991-94
148	Ben Crabtree	2002-05
145	Dan Lunsford	2001-04
143	Anthony Gressick	2003-06
141	Jason Arbinger	1997-99
136	Scott Malinowski	1995-98

Active players in bold

DOUBLES

67	Ryan Kyes	1998-01
53	Ben Crabtree	2002-05
	Adam Fox	2001-03
	Scott Malinowski	1995-98
44	Matt Stiffler	2005-08
	Anthony Gressick	2003-06
42	Brandon Besl	2006-Pres.
	Chuck Lombardy	1998-01
41	Mike Arbinger	1999-02
	Brady Gick	1993-97
	Rick Czajkowski	1989-92

TRIPLES

16	Matt Stiffler	2005-08
12	Dirk Harper	1989-92
	Dean Washington	1974-77
10	Terry Harmon	1964-67
9	Ryan Kyes	1998-01
	Marc Sims	1991-94
	Tom Smith	1969-71
8	Pat Miller	1980-83
	Larry Thomas	1959-62
	Phil Sabatini	2002-05
	Myron Stallsmith	1957-60
	Jim Shreffler	1948-50

HOME RUNS

48	Jeff Rook	1997-00
38	Adam Fox	2001-03
	Mike Arbinger	1999-02
36	Anthony Gressick	2003-06
35	Ryan Kyes	1998-01
34	Cory Keylor	1999-01
33	Andrew See	1999-01
32	Ben Crabtree	2002-05
31	Chuck Lombardy	1998-01
30	Bart Leahy	1995-98

RUNS BATTED IN

179	Jeff Rook	1997-00
176	Ben Crabtree	2002-05
175	Mike Arbinger	1999-02
171	Adam Fox	2001-03
158	Ryan Kyes	1998-01
157	Anthony Gressick	2003-06
144	Chuck Lombardy	1998-01
142	Rick Czajkowski	1989-92
135	Brady Gick	1993-97
134	Wes Harrington	1983-86

TOTAL BASES

444	Mike Arbinger	1999-02
418	Ben Crabtree	2002-05
405	Adam Fox	2001-03
384	Anthony Gressick	2003-06
378	Matt Stiffler	2005-08
358	Ryan Kyes	1998-01
338	Jeff Rook	1997-00
329	Chuck Lombardy	1998-01
318	Brady Gick	1993-97
317	Kevin Priessman	1977-80

SLUGGING PERCENTAGE

.697	Rich McKinney	1967-68
.647	Andrew See	1999-01
.643	Wes Harrington	1983-86
.640	Mike Schmidt	1969-71
.638	Terry Harmon	1964-67
.634	Cory Keylor	1999-01
.633	Mike Hannah	1970-71
.623	Ryan Kyes	1998-01
.616	Kevin Priessman	1977-80
.614	Jim Shreffler	1948-50

BASES ON BALLS

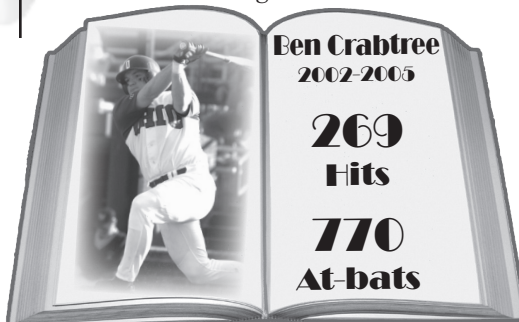
137	Mike Florak	1986-89
133	Jeff Rook	1997-00
118	Matt Stiffler	2005-08
107	Mike Arbinger	1999-02
101	Matt Engleka	1991-95
95	Chris Tenoglia	1981-84
94	Jason Arbinger	1997-99
92	Greg Stover	1991-94
91	Marc Sims	1991-94
90	Mark Echstenkamper	1984-87

STRIKEOUTS

212	Jeff Rook	1997-00
118	Marc Whaley	1985-88
113	Justin Harmon	1993-96
	Phil Sabatini	2002-05
112	Bart Leahy	1995-98
	Wes Harrington	1983-86
109	Mike Florak	1986-89
104	Anthony Gressick	2003-06
102	Matt Stiffler	2005-08
101	Cory Keylor	1999-01

STOLEN BASES

42	Marc Sims	1991-94
39	Eric Camfield	1992-95
36	Tim Thomas	1989-90
34	Mike Goldstein	1996-99
	Matt Hudik	1989-90
33	Greg Stover	1991-94
32	Keith Vrotsos	1981-84
31	Phil Sabatini	2002-05
30	Lyle Govert	1976-79
27	Bart Leahy	1995-98
	Gary McLaughlin	1980-83





Career Records

GENERAL INFO

THE PROGRAM

MEET THE BOBCATS

OPPONENT INFORMATION

2008 IN REVIEW

RECORD BOOK

THIS IS OHIO

PITCHING

APPEARANCES

81	Chad Reed	1989-92
76	Adam Redwine	1989-92
66	Dan O'Rourke	2002-05
63	Cory Corrigan	1990-93
	Kris Franko	1990-93
59	Jim Bierman	1971-74
58	Adam Goodpasture	2006-Pres.
57	Chris Bova	2001-04
	Tom Miller	1995-97
	Mark Bradley	1988-91

INNINGS PITCHED

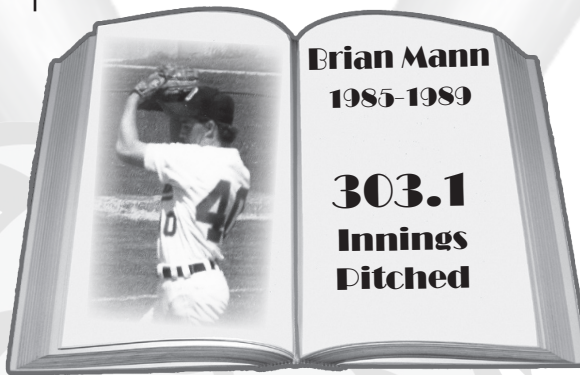
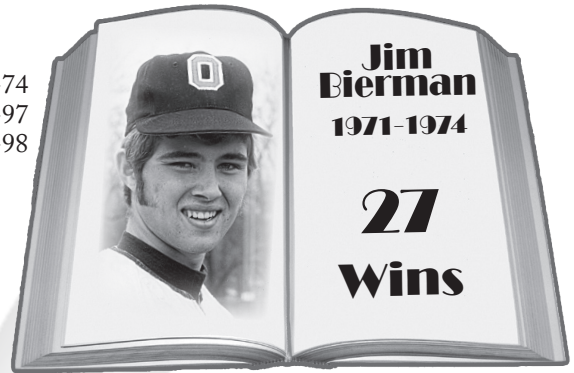
303.1	Brian Mann	1985-89
283.2	Walt Novosel	2000-03
283.0	Chris Bova	2001-04
275.2	Aaron Houdeshell	1994-97
266.2	John Burden	1976-79
260.1	Derek Witt	2003-06
260.0	Jim Bierman	1971-74
248.0	Denny McGee	1998-01
247.0	Robert Sismondo	1996-98
244.2	Larry Nicholson	1976-79

EARNED RUN AVERAGE

0.99	Dave Tobik	1972-74
1.37	Doug Diamond	1970-72
1.63	Larry Robinson	1964-66
2.08	Jim Bierman	1971-74
2.23	Len Stahl	1963-65
2.24	Jerry McConnell	1965-67
2.32	Ed Robbins	1967-70
2.34	Tom Murphy	1965-66
2.40	Terry Wenger	1970-73
	Mickey Urban	1957-59

WINS

27	Jim Bierman	1971-74
25	Aaron Houdeshell	1993-97
24	Robert Sismondo	1996-98
23	Ed Robbins	1967-70
21	Brian Mann	1985-89
	John Burden	1976-79
	Bill Hirzel	1961-63
	John Bier	1951-54
	Don Poling	1948-50
20	Len Stahl	1963-65



STRIKEOUTS

261	Denny McGee	1998-01
254	Robert Sismondo	1996-98
214	Chris Bova	2001-04
	Ed Robbins	1967-70
203	Ralph Nuzum	1956-59
196	John Born	1981-84
193	Tom Murphy	1965-66
	Brian Mann	1985-89
187	Marc Cornell	2001-04
	Jim Bierman	1971-74

BASES ON BALLS

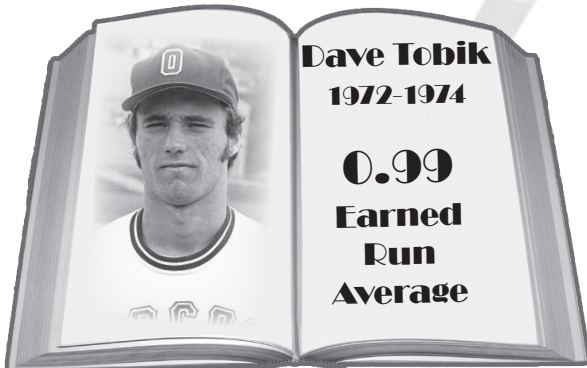
160	Don Bethel	1980-83
149	Walt Novosel	2000-03
145	Rob Livchak	1981-84
131	John Born	1981-84
120	Jake Eye	1994-97
116	Denny McGee	1998-01
104	Pat Rose	1977-80
103	Mike Sohmer	1981-84
100	Adam Redwine	1989-92
96	Dave Farina	1975-78

WINNING PERCENTAGE

(at least 12 decisions)

.941	Brian Schubmehl (16-1)	1996-97
	Tom Murphy (16-1)	1965-66
.882	Doug Diamond (17-2)	1970-72
.833	Russ Herbert (10-2)	1992-94
.824	Bill Hinkle (14-3)	1955-57
.800	Len Stahl (20-5)	1963-65
.792	Ralph Nuzum (19-5)	1956-59
.789	Mickey Urban (15-4)	1957-59
.788	Jim Bierman (27-6)	1971-74
.778	Tony Schiml (14-4)	1999-00

Active players in bold



LOSSES

22	Walt Novosel	2000-03
	Dave McLaughlin	1980-83
	Mark Persson	1977-80
18	John Burden	1976-79
17	Jake Eye	1994-97
	Adam Redwine	1989-92
	John Born	1981-84
16	Brian Mann	1985-89
	Rob Livchak	1981-84
15	Larry Nicholson	1976-79

SAVES

22	Chad Reed	1989-92
12	Kevin Hagen	1985-88
	Dan O'Rourke	2002-05
	Doug Stackhouse	1979-83
11	Tom Miller	1995-97
8	Chris Rigo	2006-Pres.
7	Yale Silverman	2004-06
6	John Angelicchi	2005-08
	Brian Young	1988-90
5	Andy Reynolds	1985-88
	Mitch Wright	1976-78



Team Season Records

GENERAL INFO

THE PROGRAM

MEET THE BOBCATS

OPONENT INFORMATION

2008 IN REVIEW

RECORD BOOK

THIS IS OHIO

HITTING

Games	61	1997
At-Bats	2,161	2008
Runs	527	2001
Hits	665	2008
RBI	490	2001
Batting Avg.	.331	2001
Doubles	135	2001
Triples	29	1991
Home Runs	122	2001
Slugging Pct.	.594	2001
Sacrifices	60	1996
Strikeouts	334	2001
Walks	239	'84, '99, '01
Hit Batsmen	63	2001
Stolen Bases	78	1990
Total Bases	1,158	2001

PITCHING

Complete Games	26	1979
Most Batters Faced	2,426	2008
Most At-Bats	2,123	2008
Most Wins	43	1997
Most Losses	35	1988
Most Saves	15	2003
Most Innings Pitched	528.1	2008
Most Hits Allowed	639	2008
Most Runs Allowed	425	2001
Most Earned Runs	361	2001
Lowest ERA	1.94	1965
Most Walks Issued	256	1981
Most Strikeouts	420	2003
Most Batters Hit	85	2002
Most Wild Pitches	88	2003
Most Balks	13	2007

FIELDING


Most Putouts	1,585	2008
Most Assists	707	2008
Most Errors	110	1991
Most Double Plays	60	1988
Highest Fielding Pct.	.971	1973

THE 2001 BOBCATS SET 12 TEAM RECORDS AND FINISHED FIRST IN THE NATION IN HOME RUNS WITH 122.



2001

THE 1997 BOBCATS HOLD THE RECORD FOR MOST WINS IN A SEASON WITH 43 AND MOST GAMES PLAYED WITH 61.



1997



1965

THE 1965 BOBCATS COMPILED A TEAM ERA OF 1.94, THE LOWEST IN OHIO HISTORY.



1990

THE 1990 BOBCATS STOLE 78 BASES, MORE THAN ANY OTHER OHIO TEAM IN HISTORY.



Yearly Records/MAC Champs

YEAR	OVERALL	YEAR	OVERALL	MAC	FINISH	REGULAR SEASON	TOURNAMENT
1892	2-1	1947	13-5	5-2	First	OHIO	
1893-99	No records	1948	18-14	7-2	First	OHIO	
1900	2-2	1949	14-10-1	3-5	Fourth	Western Michigan	
1901	0-1	1950	25-5	8-2	Second	Western Michigan	
1902	3-1	1951	13-12	3-4	Third	Western Michigan	
1903	5-3	1952	18-6	7-2	Second	Western Michigan	
1904	3-1	1953	17-4	8-1	First	OHIO	
1905	1-0	1954	19-6	8-1	First	OHIO	
1906	6-3	1955	11-10	4-4	Tie-Fourth	Western Michigan	
1907	10-2	1956	20-7	7-2	First	OHIO	
1908	13-0	1957	20-5	9-2	Second	Western Michigan	
1909	7-3	1958	17-4	8-1	Second	Western Michigan	
1910	5-4	1959	18-4	8-2	First	Western Michigan/OHIO*	
1911	1-8-1	1960	17-5	8-1	First	OHIO	
1912	8-6	1961	13-6	7-3	Third	Western Michigan	
1913	4-3	1962	18-8	7-5	Third	Western Michigan	
1914	7-7	1963	17-8	9-3	Second	Western Michigan	
1915	13-5	1964	21-4	10-4	First	Kent State/OHIO**	
1916	4-8	1965	28-3	11-1	First	OHIO	
1917	0-1	1966	15-4-1	5-2	Second	Western Michigan	
1918	7-1	1967	19-9	8-3	Second	Western Michigan	
1919	6-1	1968	23-6	9-0	First	OHIO	
1920	8-4	1969	18-12	13-3	First	OHIO	
1921	14-6	1970	33-6	14-1	First	OHIO	
1922	4-8	1971	30-7	11-3	First	OHIO	
1923	4-4	1972	20-9-2	7-4-1	Second	Bowling Green	
1924	6-2	1973	28-9	13-5	Second	Miami	
1925	6-5	1974	28-15	11-7	Third	Miami	
1926	5-7	1975	26-12	10-4	Second	Eastern Michigan	
1927	5-7	1976	25-20	11-7	Second	Eastern Michigan	
1928	8-4	1977	22-26	7-9	Fifth	Central Michigan	
1929	12-6	1978	19-23	5-11	Seventh	Eastern Michigan	
1930	9-4	1979	20-20	8-4	Second	Miami	
1931	12-2	1980	16-23-1	4-12	Tie-Ninth	Central Michigan	
1932	11-5	1981	12-34	5-13	Ninth	Central Michigan	Eastern Michigan
1933	5-7	1982	26-23-1	10-5	First • East	Eastern Michigan	Eastern Michigan
1934	9-6	1983	26-19	10-4	First • East	Miami	Miami
1935	9-6	1984	22-31	15-14	Third	Central Michigan	N/A
1936	12-5	1985	16-34	7-20	Ninth	Central Michigan	N/A
1937	21-3	1986	20-33	11-20	Seventh	Central Michigan	N/A
1938	11-10	1987	18-33	7-19	Eighth	Central Michigan	N/A
1939	12-8	1988	22-35	11-21	Eighth	Central Michigan	N/A
1940	11-9	1989	25-19	17-10	Third	Western Michigan	N/A
1941	11-5	1990	29-27	12-16	Sixth	Central Michigan	N/A
1942	12-3	1991	33-27	20-11	First	OHIO	N/A
1943	3-5	1992	33-22	20-12	Second	Kent State	Kent State
1944	4-1	1993	21-26	13-15	Fifth	Kent State	Kent State
1945	9-2	1994	34-19	18-10	Second	Kent State	Central Michigan
1946	12-1	1995	31-25	15-17	Seventh	Bowling Green	Central Michigan
		1996	34-23	22-9	Second	Kent State	Akron
		1997	43-18	22-9	First	OHIO	OHIO
		1998	31-24	13-17	Fourth • East	Ball State	Bowling Green
		1999	26-28	17-13	Fourth • East	Ball State	Bowling Green
		2000	31-25-1	20-9	Second • East	Kent State	Miami
		2001	29-25	16-11	Tie-Second • East	Ball State	Kent State
		2002	26-25	14-13	Fourth • East	Bowling Green	Kent State
		2003	35-23	15-11	Third • East	Kent State	Eastern Michigan
		2004	25-29	12-12	Third • East	Central Michigan	Kent State
		2005	25-25-1	9-10-1	Third • East	Miami	Miami
		2006	22-25	14-13	Third • East	Kent State	Ball State
		2007	23-31	8-19	Fifth • East	Eastern Michigan	Kent State
		2008	29-30	14-13	Third • East	Kent State	Eastern Michigan

Note: MAC Tournament did not begin until 1981 and was not held from 1984-1991.

* In 1959, Western Michigan defeated co-champion Ohio for the District IV playoff berth.

** In 1964, Kent defeated co-champion Ohio for the District IV playoff berth.

The Mid-American Conference did not sponsor baseball until 1947.

GENERAL INFO

THE PROGRAM

MEET THE BOBCATS

OPPONENT INFORMATION

2008 IN REVIEW

RECORD BOOK

THIS IS OHIO

All-Time Series History



GENERAL INFO

THE PROGRAM

MEET THE BOBCATS

OPPONENT INFORMATION

2008 IN REVIEW

RECORD BOOK

THIS IS OHIO

SCHOOL	G	W-L-T	PCT	LAST	SCHOOL	G	W-L-T	PCT	LAST
Akron	80	46-34	.575	2008	Michigan State	19	11-8	.579	2006
Alabama	2	0-1-1	.500	1972	Milligan	3	3-0	1.000	1994
Arkansas State	2	2-0	1.000	1972	Minnesota	3	2-1	.667	1970
Army		First Meeting			Morehead State	26	19-7	.731	1994
Ashland	28	23-5	.820	1995	Morris Harvey	1	1-0	1.000	1979
Auburn	10	2-8	.200	1990	Muskingum	2	2-0	1.000	1966
Augusta College	1	1-0	1.000	1991	North Carolina	11	2-9	.182	1996
Ball State	90	51-39	.567	2007	NC State	13	3-11	.231	1997
Bowling Green	112	58-53-1	.522	2008	Northern Illinois	34	19-15	.559	2007
Brown	3	3-0	1.000	1998	Northern Kentucky	2	1-1	.500	1981
Buffalo	25	14-10-1	.583	2008	Notre Dame	12	9-3	.750	1972
Butler	3	2-1	.667	2007	Oakland	5	2-3	.400	2007
Campbell	5	1-4	.200	2005	Ohio Dominican	7	5-2	.714	1989
Canisius	3	3-0	1.000	2003	Ohio State	66	29-37	.439	1994
Central Michigan	80	27-53	.337	2008	Ohio Wesleyan	20	16-4	.800	2008
Charleston	2	2-0	1.000	1985	Old Dominion	1	1-0	1.000	1984
Charleston Southern	5	3-2	.600	2008	Otterbein College	8	7-1	.875	2008
Citadel	1	0-1	.000	1996	Pittsburgh	11	7-4	.636	2008
Cincinnati	56	30-26	.536	2008	Purdue	5	2-3	.400	2008
Clemson	31	11-19-1	.355	2001	Radford	6	3-3	.500	2007
Cleveland State	45	31-14	.689	2008	Richmond	1	1-0	1.000	1984
Columbia	4	3-1	.750	2002	Rio Grande	9	8-0-1	.875	2008
Columbus College	12	7-5	.583	1990	Robert Morris	4	4-0	1.000	1985
Coastal Carolina	17	6-11	.353	1999	Shawnee State	2	2-0	1.000	2001
Davidson	7	3-4	.429	2007	South Alabama	12	3-9	.250	1977
Dayton	36	28-8	.778	2008	South Carolina	12	3-9	.250	1995
Denison	3	2-1	.667	1994	Southern Illinois	6	2-4	.333	1971
Detroit	2	1-1	.500	1965	Stetson	8	2-6	.250	1987
Duke	4	1-3	.250	1988	St. Francis	2	1-1	.500	1984
Duquesne	10	4-6	.400	2008	St. Xavier	4	1-3	.250	1981
East Tennessee	3	2-1	.667	1967	Tampa	2	2-0	1.000	1973
East Carolina	20	2-18	.100	1999	Tennessee	15	4-11	.267	1997
Eastern Kentucky	4	1-3	.250	1999	Tenn.-Chattanooga	3	3-0	1.000	1974
Eastern Michigan	96	42-54	.438	2008	Texas	1	0-1	.000	1970
Elon	1	1-0	1.000	1998	Toledo	109	60-49	.550	2008
Erskine	2	1-1	.500	1969	UCLA	1	0-1	.000	1997
Farleigh-Dickinson	1	1-0	1.000	1991	UNC Asheville	7	7-0	1.000	1998
Ft. Bragg	1	1-0	1.000	1964	UNC Charlotte	3	3-0	1.000	1983
Furman	16	11-5	.688	2005	UNC Greensboro	17	3-14	.176	2008
Florida	4	1-3	.250	1982	UNC Wilmington	13	3-10	.231	1995
Florida State	2	1-1	.500	1974	USC	1	1-0	1.000	1970
Georgia	3	3-0	1.000	1994	Valdosta State	5	2-3	.400	1978
Georgia Tech	3	1-2	.333	1994	Valparaiso	1	1-0	1.000	1968
High Point	1	1-0	1.000	2001	Vanderbilt	9	3-6	.333	2007
Illinois-Chicago	3	3-0	1.000	1999	Virginia Comm	2	1-1	.500	1984
Illinois State	2	1-1	.500	2000	Virginia Military	1	1-0	1.000	1998
Indiana	2	0-2	.000	1982	Virginia Tech	10	6-4	.600	2004
Iowa State	1	1-0	1.000	1970	Wake Forest	13	6-7	.462	2007
IPFW	8	6-2	.750	2005	Washington & Lee	1	1-0	1.000	1968
Jacksonville	5	4-1	.800	1982	Western Carolina	3	0-3	.000	1983
James Madison	5	1-4	.200	2005	Western Kentucky	9	2-7	.222	2006
Kent State	128	73-55	.570	2008	Western Michigan	101	50-51	.495	2008
Kentucky	9	2-7	.222	2000	West Virginia	42	18-23-1	.439	2008
Lafayette		First Meeting			West Virginia State	17	15-2	.882	2007
Le Moyne	6	1-5	.167	2006	W.Va. Wesleyan	7	7-0	1.000	1971
Lincoln Memorial	3	1-2	.000	1991	Wilmington	3	2-1	.667	2006
Louisiana State	3	0-3	.000	1999	Wittenberg	1	0-1	.000	1987
Marietta	6	4-2	.667	1991	Wright State	33	16-16-1	.485	2004
Marshall	93	70-23	.753	2008	Xavier	44	35-9	.795	2008
Memphis	3	1-2	.333	2008	Yale	2	2-0	1.000	2000
Miami	141	79-62	.560	2008	Youngstown State	29	23-6	.793	2008
Michigan	3	0-3	.000	2005					

Bold indicates 2009 opponent



Year-by-Year Results

HOME GAMES IN CAPS

* Mid-American Conference game

1990 (29-27, 12-16 MAC)

at Kentucky	2-5	L
at Kentucky	0-9	L
at UNC Asheville	13-7	W
at UNC Asheville	4-2	W
at Clemson	6-12	L
at Clemson	4-6	L
at Auburn	3-8	L
at Auburn	4-7	L
at Michigan State	3-1	W
at Michigan State	2-3	L
at Columbus College	5-11	L
XAVIER	5-4	W
XAVIER	6-2	W
at Marshall	10-1	W
MOREHEAD STATE	7-6	W
MOREHEAD STATE	8-3	W
WEST VIRGINIA	5-7	L
WEST VIRGINIA	5-0	W
at Marietta	4-6	L
CINCINNATI	7-3	W
at Bowling Green*	6-11	L
at Bowling Green*	6-8	L
at Bowling Green*	8-0	W
at Bowling Green*	6-3	W
AKRON	8-9	L
TOLEDO*	0-1	L
TOLEDO*	9-3	W
at Ball State*	0-3	L
at Ball State*	4-1	W
at Central Michigan*	0-2	L
at Central Michigan*	3-4	L
at Central Michigan*	1-6	L
at Central Michigan*	1-9	L
at Miami*	1-2	L
at Miami*	12-7	W
EASTERN MICHIGAN*	0-3	W
EASTERN MICHIGAN*	6-0	W
EASTERN MICHIGAN*	3-7	L
EASTERN MICHIGAN*	5-7	L
DAYTON	4-0	W
OHIO STATE	4-3	W
KENT STATE*	1-0	W
KENT STATE*	1-3	L
KENT STATE*	6-5	W
BALL STATE*	6-5	W
BALL STATE*	2-0	W
at Ohio State	4-2	W
YOUNGSTOWN STATE	12-7	W
YOUNGSTOWN STATE	4-3	W
OHIO WESLEYAN	7-0	W
OHIO WESLEYAN	12-4	W
MIAMI*	2-0	W
MIAMI*	0-2	L
at Western Michigan*	8-9	L
at Western Michigan*	9-11	L
at Western Michigan*	8-1	W

1991 (33-27, 20-11 MAC) MAC CHAMPS

at West Virginia State	14-8	W
at West Virginia State	9-0	W
at Lincoln Memorial	5-4	W
at Lincoln Memorial	5-9	L
at Lincoln Memorial	9-18	L
at Tennessee	2-7	L

at Tennessee	6-19	L
at Augusta College	2-1	W
at South Carolina	8-10	L
at Coastal Carolina	4-6	L
at Coastal Carolina	11-8	W
at Farleigh-Dickinson	21-2	W
at UNC Greensboro	22-5	W
MARSHALL	12-3	W
OHIO WESLEYAN	1-8	L
MARIETTA	5-1	W
at Akron	3-2	W
at Akron	4-5	L
at Morehead State	2-4	L
at Morehead State	4-5	L
at Cincinnati	8-9	L
BOWLING GREEN*	4-2	W
BOWLING GREEN*	0-1	L
BOWLING GREEN*	8-4	W
BOWLING GREEN*	10-18	L
at Marshall	15-5	W
at Toledo*	5-4	W
at Toledo*	1-0	W
at Toledo*	3-2	W
at Toledo*	7-0	W
BALL STATE*	4-2	W
BALL STATE*	10-5	W
CENTRAL MICHIGAN*	3-1	W
CENTRAL MICHIGAN*	4-3	W
CENTRAL MICHIGAN*	4-2	W
CENTRAL MICHIGAN*	4-3	W
MIAMI*	9-4	W
MIAMI*	2-5	L
at Eastern Michigan*	1-5	L
at Eastern Michigan*	13-3	W
at Eastern Michigan*	4-2	W
at Eastern Michigan*	1-8	L
at Cleveland State	7-4	W
at Ohio State	3-4	L
at Kent State*	13-6	W
at Kent State*	6-2	W
at Kent State*	1-4	L
at Kent State*	1-5	L
at Ball State*	13-14	L
at Ball State*	4-8	L
at Ohio State	3-11	L
at Xavier	14-13	W
at Miami*	5-3	W
WESTERN MICHIGAN*	5-6	L
WESTERN MICHIGAN*	5-4	W
WESTERN MICHIGAN*	4-1	W
WESTERN MICHIGAN*	0-9	L
NCAA MIDEAST REGIONAL		
vs. NC State	5-11	L
vs. Furman	2-7	L

1992 (33-22, 20-12 MAC)

at Tennessee	6-7	L
at Tennessee	0-12	L
at Tennessee	11-9	W
at NC State	0-3	L
at UNC Wilmington	5-6	L
at Coastal Carolina	6-4	W
at Coastal Carolina	6-11	L
at Coastal Carolina	7-4	L
at Clemson	12-2	W
at Clemson	2-6	L
at Clemson	1-21	L
WESTERN MICHIGAN*	5-3	W
WESTERN MICHIGAN*	1-5	L
at Marshall	3-4	L
at Wright State	6-8	L
at Eastern Michigan*	11-2	W
at Eastern Michigan*	2-7	L

MIAMI*	4-3	W
MIAMI*	4-2	W
TOLEDO*	3-2	W
TOLEDO*	5-6	L
TOLEDO*	7-0	W
TOLEDO*	4-6	L
at Morehead State	5-2	W
at Ohio State	1-3	L
BALL STATE*	1-3	L
BALL STATE*	4-5	L
BALL STATE*	3-6	L
BALL STATE*	10-12	L
MIAMI*	5-4	W
MIAMI*	3-6	L
at Ashland	5-4	W
at Ashland	4-3	W
AKRON*	1-5	L
AKRON*	4-3	W
AKRON*	2-3	L
AKRON*	6-1	W
at Youngstown State	5-4	W
BOWLING GREEN*	8-1	W
BOWLING GREEN*	2-0	W
BOWLING GREEN*	1-4	L
BOWLING GREEN*	2-3	L
at Denison	4-2	W
KENT STATE*	1-2	L
KENT STATE*	0-1	L
KENT STATE*	2-5	L
KENT STATE*	2-1	W
MAC TOURNAMENT		
vs. Central Michigan	2-12	L
vs. Ball State	7-1	W
vs. Kent State	4-10	L

1993 (21-26, 13-15 MAC)

at Tennessee	6-7	L
at Tennessee	0-12	L
at Tennessee	11-9	W
at NC State	0-3	L
at UNC Wilmington	5-6	L
at Coastal Carolina	6-4	W
at Coastal Carolina	6-11	L
at Coastal Carolina	7-14	L
at Clemson	12-2	W
at Clemson	2-6	L
at Clemson	1-21	L
WESTERN MICHIGAN*	5-3	W
WESTERN MICHIGAN*	1-5	L
at Marshall	3-4	L
WRIGHT STATE	6-8	L
at Eastern Michigan*	11-2	W
at Eastern Michigan*	2-7	L
MIAMI*	4-3	W
MIAMI*	4-2	W
TOLEDO*	3-2	W
TOLEDO*	5-6	L
TOLEDO*	7-0	W
TOLEDO*	4-6	L
MOREHEAD STATE	5-2	W
OHIO STATE	1-3	L
at Ball State*	5-3	W
at Ball State*	4-5	L
at Ball State*	3-6	L
at Ball State*	10-12	L
at Miami*	5-4	W
at Miami*	3-6	L
ASHLAND	5-4	W
ASHLAND	4-3	W
AKRON*	1-5	L
AKRON*	4-3	W
AKRON*	2-3	L
AKRON*	6-1	W

GENERAL INFO

THE PROGRAM

MEET THE BOBCATS

OPPONENT INFORMATION

2008 IN REVIEW

RECORD BOOK

THIS IS OHIO



Year-by-Year Results

GENERAL INFO

YOUNGSTOWN STATE	5-4	W
at Bowling Green*	8-1	W
at Bowling Green*	2-0	W
at Bowling Green*	1-4	L
at Bowling Green*	2-3	L
DENISON	4-2	W
at Kent State*	4-2	W
at Kent State*	0-1	L
at Kent State*	2-5	L
at Kent State*	2-1	W

THE PROGRAM

1994 (34-19, 18-10 MAC)

at Tennessee	2-10	L
at Tennessee	5-6	L
at Tennessee	0-15	L
at West Virginia State	10-6	W
at West Virginia State	8-3	W
at Milligan	8-0	W
at Milligan	2-0	W
at Milligan	10-0	W
at Furman	9-2	W
at Georgia	11-10	W
at Georgia	8-6	W
at Georgia Tech	4-6	L
at Georgia Tech	5-12	L
at Morehead State	9-8	W
MARSHALL	3-2	W
at Western Michigan*	3-4	L
at Western Michigan*	3-4	L
at Western Michigan*	5-3	W
at Western Michigan*	3-4	L

MEET THE BOBCATS

OPPONENT INFORMATION

CINCINNATI	1-0	W
EASTERN MICHIGAN*	6-8	L
EASTERN MICHIGAN*	8-7	W
at Miami*	5-6	L
at Miami*	4-2	W
at Toledo*	7-6	W
at Toledo*	4-5	L
at Toledo*	7-8	L
at Toledo*	2-1	W
YOUNGSTOWN STATE	5-1	W
YOUNGSTOWN STATE	24-4	W
BALL STATE*	9-5	W
BALL STATE*	19-4	W
BALL STATE*	8-1	W
BALL STATE*	11-7	W
MIAMI*	15-8	W
MIAMI*	13-6	W
at Akron*	15-13	W
at Akron*	5-4	W
at Akron*	1-4	L
at Akron*	5-0	W
at Denison	9-11	L
at Ohio State	2-7	L
BOWLING GREEN*	3-1	W
BOWLING GREEN*	5-4	W
DAYTON	8-7	W
DAYTON	12-6	W
KENT STATE*	7-9	L
KENT STATE*	3-12	L
KENT STATE*	6-5	W
KENT STATE*	5-1	W

2008 IN REVIEW

RECORD BOOK

MAC TOURNAMENT		
vs. Bowling Green	7-6	W
vs. Central Michigan	0-5	L
at Kent State	7-9	L

1995 (31-25, 15-17 MAC)

at Kentucky	5-9	L
at Kentucky	4-3	W
CLEVELAND STATE	7-1	W
CLEVELAND STATE	2-1	W

THIS IS OHIO

MARSHALL	7-5	W
MARSHALL	8-1	W
vs. Illinois State	1-3	L
at Davidson	4-5	L
at South Carolina	1-6	L
at Coastal Carolina	20-11	W
at Coastal Carolina	11-12	L
at Coastal Carolina	8-9	L
at UNC Wilmington	3-2	W
RIO GRANDE	12-3	W
RIO GRANDE	2-0	W
DAYTON	3-1	W
WILMINGTON COLL.	12-1	W
XAVIER	5-7	W
at Central Michigan*	4-8	L
at Central Michigan*	11-4	W
at Central Michigan*	0-7	L
at Central Michigan*	5-7	L
WRIGHT STATE	15-5	W
WESTERN MICHIGAN*	10-12	L
WESTERN MICHIGAN*	2-10	L
WESTERN MICHIGAN*	6-4	W
WESTERN MICHIGAN*	3-5	L
MIAMI*	4-6	L
MIAMI*	5-14	L
at Eastern Michigan*	2-1	W
at Eastern Michigan*	6-9	L
at Eastern Michigan*	1-6	L
at Eastern Michigan*	5-1	W
at Marshall	13-3	W
TOLEDO*	3-2	W
TOLEDO*	4-2	W
TOLEDO*	3-2	W
TOLEDO*	3-2	W
at Miami*	2-3	L
at Miami*	1-10	L
at Ball State*	6-2	W
at Ball State*	3-4	L
at Ball State*	2-1	W
at Ball State*	3-1	W
YOUNGSTOWN STATE	3-2	W
YOUNGSTOWN STATE	9-5	W
AKRON*	3-1	W
AKRON*	10-0	W
AKRON*	0-4	L
AKRON*	9-2	W
at Bowling Green*	7-8	L
at Bowling Green*	3-4	L
at Bowling Green*	19-4	W
at Bowling Green*	4-5	L
ASHLAND	5-4	W
ASHLAND	2-9	L

1996 (34-23, 21-11 MAC)

at Marshall	12-10	W
at Eastern Kentucky	8-1	W
at Radford	4-3	W
at Radford	5-4	W
WEST VIRGINIA STATE	12-7	W
at North Carolina	1-12	L
at North Carolina	4-6	L
at Charleston Southern	5-6	L
at The Citadel	3-9	L
at Clemson	3-11	L
at Clemson	9-3	W
at Coastal Carolina	8-16	L
at Coastal Carolina	9-16	L
CINCINNATI	6-1	W
CINCINNATI	4-15	L
at Xavier	14-6	W
CENTRAL MICHIGAN*	3-1	W
CENTRAL MICHIGAN*	3-2	W
CENTRAL MICHIGAN*	0-2	L

CENTRAL MICHIGAN*	1-9	L
OHIO WESLEYAN	7-0	W
MARSHALL	8-3	W
MARSHALL	21-4	W
at Western Michigan*	6-4	W
at Western Michigan*	2-1	W
at Western Michigan*	6-16	W
at Western Michigan*	6-1	W
at Miami*	9-7	W
at Miami*	6-3	W
EASTERN MICHIGAN*	2-1	W
EASTERN MICHIGAN*	1-18	L
EASTERN MICHIGAN*	7-0	W
EASTERN MICHIGAN*	6-4	W
at Cleveland State	2-4	L
at Cleveland State	7-11	L
at Toledo*	3-5	L
at Toledo*	6-7	L
at Toledo*	3-8	L
at Toledo*	0-4	L
MIAMI*	3-1	W
MIAMI*	7-6	W
BALL STATE*	9-2	W
BALL STATE*	5-4	W
BALL STATE*	16-0	W
BALL STATE*	1-0	W
at Akron*	4-2	W
at Akron*	2-9	L
at Akron*	11-0	W
at Akron*	14-9	W
BOWLING GREEN*	4-1	W
BOWLING GREEN*	0-3	L
BOWLING GREEN*	1-6	L
BOWLING GREEN*	5-3	W

MAC TOURNAMENT

vs. Toledo	3-2	W
vs. Akron	4-6	L
vs. Toledo	6-4	W
vs. Akron	6-15	L

1997 (43-18, 22-9 MAC) MAC CHAMPS

at Radford	0-1	L
at Radford	2-6	L
at Radford	6-4	W
at Marshall	3-4	L
at Marshall	2-1	W
at Wake Forest	2-13	L
at Wake Forest	5-3	W
at Cincinnati	10-2	W
at UNC Asheville	2-9	W
at UNC Asheville	9-5	W
at UNC Asheville	16-6	W
at Kentucky	15-4	W
WEST VIRGINIA STATE	17-3	W
vs. Cleveland State	3-2	W
at UNC Greensboro	6-8	L
vs. Cleveland State	6-5	W
vs. Youngstown State	20-12	W
vs. Le Moyne	4-3	W
vs. Le Moyne	5-7	L
at NC State	8-7	W
KENT STATE*	6-5	W
KENT STATE*	8-7	W
KENT STATE*	4-3	W
MARSHALL	6-5	W
MARSHALL	14-2	W
at Central Michigan*	10-6	W
at Central Michigan*	5-7	L
at Central Michigan*	11-4	W
at Central Michigan*	6-7	L
MIAMI*	3-1	W
MIAMI*	7-4	W
WESTERN MICHIGAN*	5-4	W



Year-by-Year Results

WESTERN MICHIGAN*	8-1	W
WESTERN MICHIGAN*	8-7	W
WESTERN MICHIGAN*	13-2	W
YOUNGSTOWN STATE	14-3	W
at Eastern Michigan*	5-3	W
at Eastern Michigan*	2-3	L
at Eastern Michigan*	6-4	W
at Eastern Michigan*	5-3	W
at Miami*	2-3	L
at Miami*	8-9	L
TOLEDO*	5-4	W
TOLEDO*	5-14	L
TOLEDO*	15-2	W
TOLEDO*	3-4	L
XAVIER	18-13	W
at Ball State*	7-1	W
at Ball State*	2-6	L
at Ball State*	2-10	L
at Ball State*	6-5	W
WRIGHT STATE	5-1	W
AKRON*	9-5	W
AKRON*	5-3	W
AKRON*	16-2	W
AKRON*	7-6	W

MAC TOURNAMENT

vs. Miami	23-4	W
vs. Ball State	9-6	W
vs. Kent State	7-6	W

NCAA MIDEAST REGIONAL

vs. Tennessee	2-5	L
vs. UCLA	1-15	L

1998 (31-24, 13-17 MAC)

vs. Elon	15-4	W
at Davidson	6-2	W
at Davidson	5-4	W
at Kentucky	4-16	L
at UNC Asheville	9-0	W
at UNC Asheville	8-7	W
vs. Michigan State	5-4	W
vs. Michigan State	14-2	W
vs. Michigan State	4-11	L
vs. Michigan State	5-7	L
vs. Brown	11-0	W
vs. Brown	15-7	W
at Coastal Carolina	12-10	W
at Virginia Military	5-1	W
WESTERN MICHIGAN*	5-13	L
WESTERN MICHIGAN*	6-5	W
CENTRAL MICHIGAN*	6-10	L
CENTRAL MICHIGAN*	6-10	L
YOUNGSTOWN STATE	2-8	L
YOUNGSTOWN STATE	9-8	W
CLEVELAND STATE	14-12	W
at Northern Illinois*	8-1	W
at Northern Illinois*	7-8	L
at Ball State*	2-9	L
at Ball State*	5-14	L
EASTERN MICHIGAN*	0-2	L
EASTERN MICHIGAN*	3-17	L
AKRON*	7-5	W
AKRON*	5-8	L
AKRON*	8-2	W
AKRON*	6-4	W
at West Virginia	11-12	L
CINCINNATI	12-13	L
BOWLING GREEN*	4-1	W
BOWLING GREEN*	1-3	L
at Toledo*	3-9	L
at Toledo*	1-4	L
MARSHALL*	10-9	W

MARSHALL*	8-6	W
at Marshall*	8-11	L
at Marshall*	2-7	L
DUQUESNE	9-5	W
DUQUESNE	6-5	W
at Xavier	6-4	W
at Miami*	3-7	L
at Miami*	7-2	W
at Miami*	7-6	W
at Miami*	3-7	L
DAYTON	5-10	L
DAYTON	6-5	W
at Wright State	15-6	W
at Kent State*	6-2	W
at Kent State*	6-5	W
at Kent State*	0-2	L
at Kent State*	3-2	W

1999 (26-28, 17-13 MAC)

at East Carolina	8-14	L
at East Carolina	5-15	L
at East Carolina	3-7	L
at Louisiana State	5-26	L
at Louisiana State	1-14	L
at Louisiana State	6-20	L
at Coastal Carolina	2-4	L
at Coastal Carolina	9-14	L
at Coastal Carolina	7-2	W
DAYTON	1-3	L
DAYTON	6-2	W
DAYTON	6-4	W
DAYTON	8-9	L
EASTERN KENTUCKY	7-11	L
PITTSBURGH	16-11	W
ILLINOIS-CHICAGO	12-7	W
ILLINOIS-CHICAGO	18-11	W
ILLINOIS-CHICAGO	8-5	W
OHIO WESLEYAN	8-2	W
YOUNGSTOWN STATE	14-3	W
at Western Michigan*	4-5	L
at Western Michigan*	17-7	W
KENTUCKY	6-12	L
NORTHERN ILLINOIS*	17-5	W
NORTHERN ILLINOIS*	9-6	W
BALL STATE*	11-7	W
BALL STATE*	19-15	W
at Eastern Michigan*	2-3	L
at Eastern Michigan*	9-12	L
at Akron*	3-6	L
at Akron*	15-7	W
at Akron*	1-2	L
at Akron*	5-1	W
at Cincinnati	15-16	L
at Bowling Green*	0-4	L
at Bowling Green*	3-5	L
at Bowling Green*	7-13	L
at Bowling Green*	3-7	L
TOLEDO*	2-8	L
TOLEDO*	0-2	L
at Marshall*	11-6	W
at Marshall*	10-5	W
MARSHALL*	5-4	W
MARSHALL*	5-1	W
WRIGHT STATE	9-10	L
MIAMI*	4-3	W
MIAMI*	16-10	W
MIAMI*	3-1	W
MIAMI*	11-10	W
at Duquesne	5-11	L
KENT STATE*	5-4	W
KENT STATE*	8-4	W
KENT STATE*	5-7	L
KENT STATE*	4-7	L

2000 (31-25-1, 18-12 MAC)

at Western Kentucky	1-10	L
vs. Illinois State	9-8	W
at Western Kentucky	3-7	L
RIO GRANDE	16-16	T
WEST VIRGINIA STATE	15-11	W
at Virginia Tech	1-12	L
at Virginia Tech	19-15	W
WEST VIRGINIA	7-9	L
at Clemson	1-6	L
at Clemson	4-9	L
at Clemson	2-16	L
YALE	4-2	W
YALE	3-1	W
DAYTON	3-5	L
DAYTON	6-2	W
TOLEDO	13-14	L
TOLEDO	11-4	W
TOLEDO	6-2	W
TOLEDO	8-17	L
OHIO WESLEYAN	8-12	L
*CENTRAL MICHIGAN	7-4	W
*CENTRAL MICHIGAN	3-5	L
*WESTERN MICHIGAN	5-1	W
*WESTERN MICHIGAN	4-3	W
XAVIER	6-3	W
at Northern Illinois	7-9	L
at Northern Illinois	18-12	W
at Ball State	1-0 (9)	W
at Ball State	5-4	W
DUQUESNE	11-4	W
at Kent State	6-3	W
at Kent State	2-3	L
at Kent State	2-5	L
at Kent State	3-5	L
at Marshall	9-2	W
at Marshall	7-5 (8)	W
*MARSHALL	5-0	W
*MARSHALL	5-4 (8)	W
CINCINNATI	19-18	W
*AKRON	9-5	W
*AKRON	5-7	L
*AKRON	5-7	L
*AKRON	15-7	W
at Wright State	4-10	L
*BOWLING GREEN	5-4	W
*BOWLING GREEN	11-1	W
*BOWLING GREEN	11-10	W
*BOWLING GREEN	8-1	W
at Kentucky	5-8	L
at Miami	6-3	W
at Miami	1-4	L
at Miami	2-7	L
at Miami	7-10	L

MAC TOURNAMENT

vs. Ball State	5-2	W
vs. Miami	4-6	L
vs. Kent State	3-1	W
vs. Miami	5-10	L

2001 (29-25, 16-11 MAC)

vs. High Point	2-1	W
at UNC Greensboro	1-4	L
at Furman	15-1	W
at Furman	7-8 (11)	L
at Furman	18-0	W
at Clemson	2-5	L
at Clemson	4-17	L
MICHIGAN STATE	7-3	W
MICHIGAN STATE	21-2	W
MICHIGAN STATE	9-14	L
MICHIGAN STATE	4-10	L
PITTSBURGH	1-2	L

GENERAL INFO

THE PROGRAM

MEET THE BOBCATS

OPPONENT INFORMATION

2008 IN REVIEW

RECORD BOOK

THIS IS OHIO



Year-by-Year Results

GENERAL INFO

THE PROGRAM

MEET THE BOBCATS

OPPONENT INFORMATION

2008 IN REVIEW

RECORD BOOK

THIS IS OHIO

PITTSBURGH.....	10-7...W
*CENTRAL MICHIGAN...	2-8...L
*CENTRAL MICHIGAN...	6-8...L
*CENTRAL MICHIGAN...	18-9...W
*CENTRAL MICHIGAN...	10-11...L
YOUNGSTOWN STATE...	5-9...L
YOUNGSTOWN STATE...	11-6...W
*BOWLING GREEN.....	4-6...L
*BOWLING GREEN.....	6-7...L
*BOWLING GREEN.....	9-1...W
*BOWLING GREEN.....	14-19...L
OHIO WESLEYAN.....	19-6...W
at Xavier.....	10-5...W
SHAWNEE STATE.....	15-11...W
RIO GRANDE.....	10-2...W
SHAWNEE STATE.....	11-10...W
WEST VIRGINIA STATE...	14-5...W
*at Akron.....	16-7...W
*at Akron.....	2-1...W
*at Akron.....	7-11...L
at Cincinnati.....	4-22...L
*at Buffalo.....	23-3...W
*at Buffalo.....	3-7...L
*at Buffalo.....	26-3...W
*at Buffalo.....	1-7...L
at West Virginia.....	3-4...L
*MIAMI.....	7-4...W
*MIAMI.....	5-3...W
*MIAMI.....	5-13...L
*MIAMI.....	17-14...W
WRIGHT STATE.....	6-10...L
*MARSHALL.....	4-1...W
*at Marshall.....	14-10...W
*at Marshall.....	20-18 (10)...W
*MARSHALL.....	22-7...W
at Duquesne.....	16-17...L
*at Northern Illinois...	15-7...W
*at Northern Illinois...	5-6...L
*at Northern Illinois...	20-15...W
*at Northern Illinois...	7-2...W
MAC TOURNAMENT	
vs. Kent State.....	10-26...L
vs. Miami.....	4-10...L

2002 (26-25, 14-13 MAC)

at UNC Greensboro.....	0-9...L
at UNC Greensboro.....	2-16...L
WEST VIRGINIA STATE...	12-8...W
COLUMBIA.....	14-16...L
COLUMBIA.....	13-2...W
COLUMBIA.....	13-7...W
COLUMBIA.....	12-8...W
CLEVELAND STATE.....	13-4...W
CLEVELAND STATE.....	4-3...W
CLEVELAND STATE.....	2-12...L
*EASTERN MICHIGAN...	2-4...L
*EASTERN MICHIGAN...	4-13...L
*EASTERN MICHIGAN...	5-4...W
*EASTERN MICHIGAN...	4-5...L
YOUNGSTOWN STATE...	15-1...W
*at Central Michigan...	6-9...L
*at Central Michigan...	1-7...L
*at Central Michigan...	5-11...L
*at Central Michigan...	9-10...L
XAVIER.....	8-10...L
*at Bowling Green.....	5-6...L
*at Bowling Green.....	5-14...L
*at Bowling Green.....	6-3...W
*at Bowling Green.....	4-16...L
DUQUESNE.....	5-8...L
OHIO WESLEYAN.....	13-9...W
IPFW.....	7-2...W
IPFW.....	8-4...W

CINCINNATI.....	7-11...L
*AKRON.....	6-13...L
*AKRON.....	10-6...W
*AKRON.....	7-12...L
WEST VIRGINIA.....	8-16...L
*BUFFALO.....	24-9...W
*BUFFALO.....	8-2...W
*BUFFALO.....	11-5...W
*BUFFALO.....	12-27...L
at West Virginia.....	9-5...W
*at Miami.....	6-8...L
*at Miami.....	4-3...W
*at Miami.....	8-6...W
*at Miami.....	2-12...L
*at Marshall.....	12-5...W
*MARSHALL.....	11-1...W
*MARSHALL.....	8-4...W
*at Marshall.....	18-6...W
OTTERBEIN.....	5-8...L
*NORTHERN ILLINOIS...	6-7...L
*NORTHERN ILLINOIS...	5-4...W
*NORTHERN ILLINOIS...	11-1...W
*NORTHERN ILLINOIS...	12-10...W

2003 (35-23, 15-11 MAC)

at UNC Greensboro.....	2-12...L
at UNC Greensboro.....	4-10...L
at UNC Greensboro.....	2-4...L
at Furman.....	6-10...L
at Furman.....	6-5...W
at Furman.....	2-1...W
YOUNGSTOWN STATE...	11-13...L
YOUNGSTOWN STATE...	8-5...W
YOUNGSTOWN STATE...	16-7...W
OTTERBEIN.....	9-0...W
CANISIUS.....	13-0...W
CANISIUS.....	11-0...W
CANISIUS.....	9-1...W
MICHIGAN STATE.....	4-2...W
MICHIGAN STATE.....	2-6...L
MICHIGAN STATE.....	9-1...W
MICHIGAN STATE.....	4-2...W
at Virginia Tech.....	4-3...w
*MIAMI.....	4-9...L
*MIAMI.....	12-10...W
*MIAMI.....	3-4...L
*MIAMI.....	6-22...L
at Xavier.....	2-3...L
*MARSHALL.....	11-1...W
*at Marshall.....	16-2...W
*at Marshall.....	3-4...L
*MARSHALL.....	5-3...W
WEST VIRGINIA STATE...	10-3...W
OHIO WESLEYAN.....	10-1...W
OHIO WESLEYAN.....	10-4...W
OHIO WESLEYAN.....	7-1...W
at Pittsburgh.....	4-6...L
*at Akron.....	1-7...L
*at Akron.....	4-5...L
*at Akron.....	7-6...W
*at Akron.....	3-1...W
CINCINNATI.....	5-8...L
*KENT STATE.....	5-6...L
*KENT STATE.....	3-4...L
*KENT STATE.....	18-2...W
*KENT STATE.....	5-12...L
WEST VIRGINIA.....	15-12...W
*at Buffalo.....	6-1...W
*at Buffalo.....	3-4...L
*at Buffalo.....	9-7...W
*at Buffalo.....	6-1...W
DAYTON.....	4-1...W
*at Toledo.....	7-5...W

*at Toledo.....	8-5...W
*at Toledo.....	20-14...W
WRIGHT STATE.....	5-8...L
*EASTERN MICHIGAN...	7-9...L
*EASTERN MICHIGAN...	5-4...W
*EASTERN MICHIGAN...	7-5...W
MAC TOURNAMENT	
vs. Ball State.....	14-4...W
vs. Miami.....	3-4...L
vs. Northern Illinois...	9-8...W
vs. Miami.....	0-6...L

2004 (25-29, 12-12 MAC)

at Western Kentucky.....	11-9...W
at Western Kentucky.....	2-5...L
at Western Kentucky.....	4-16...L
WEST VIRGINIA STATE...	14-0...W
at UNC Greensboro.....	3-7...L
at UNC Greensboro.....	6-12...L
at UNC Greensboro.....	7-8...L
JAMES MADISON.....	2-5...L
JAMES MADISON.....	10-7...W
LeMOYNE.....	3-13...L
LeMOYNE.....	5-6...L
LeMOYNE.....	3-11...L
OAKLAND.....	0-2...L
OAKLAND.....	4-6...L
OAKLAND.....	1-8...L
PITTSBURGH.....	11-15...L
CLEVELAND STATE.....	9-4...W
*at Miami.....	2-7...L
*at Miami.....	1-2...L
*at Miami.....	9-3...W
*KENT STATE.....	7-1...W
*KENT STATE.....	6-9...L
*KENT STATE.....	6-11...L
XAVIER.....	7-1...W
at Wright State.....	7-1...W
*at Eastern Michigan...	9-3...W
*at Eastern Michigan...	10-5...W
*at Eastern Michigan...	1-7...L
OHIO WESLEYAN.....	10-7...W
*at Marshall.....	3-4...L
*at Marshall.....	9-13...L
*at Marshall.....	7-2...W
CINCINNATI.....	4-13...L
*BUFFALO.....	8-1...W
*BUFFALO.....	3-4...L
*BUFFALO.....	0-4...L
at Youngstown State...	11-3...W
RIO GRANDE.....	11-10...W
*WESTERN MICHIGAN...	8-7...W
*WESTERN MICHIGAN...	8-6...W
*WESTERN MICHIGAN...	6-5...W
VIRGINIA TECH.....	1-6...L
OTTERBEIN.....	15-14...W
*at Ball State.....	3-4...L
*at Ball State.....	12-13...L
*at Ball State.....	9-7...W
at Dayton.....	6-11...L
at Youngstown State...	6-7...L
IPFW.....	9-2...W
IPFW.....	1-0...W
IPFW.....	6-0...W
*at Akron.....	6-5...W
*at Akron.....	7-3...W
*at Akron.....	7-9...L

2005 (25-25-1, 9-10-1 MAC)

at Campbell.....	17-18...L
at Campbell.....	4-6...L
at Campbell.....	1-3...L



Year-by-Year Results

at Furman.....	9-6	W
at Furman.....	8-1	W
at Furman.....	2-8	L
at UNC Greensboro.....	1-11	L
at UNC Greensboro.....	7-3	W
at UNC Greensboro.....	6-8	L
MICHIGAN.....	0-5	L
MICHIGAN.....	4-10	L
MICHIGAN.....	2-8	L
at James Madison.....	7-8	L
*MIAMI.....	4-7	L
*MIAMI.....	5-6	L
*MIAMI.....	6-5	W
CLEVELAND STATE.....	8-4	W
at Cincinnati.....	8-3	W
*at Kent State.....	6-2	W
at Xavier.....	15-0	W
OHIO WESLEYAN.....	21-5	W
*EASTERN MICHIGAN.....	4-1	W
*EASTERN MICHIGAN.....	2-1	W
*EASTERN MICHIGAN.....	3-6	L
OTTERBEIN.....	5-1	W
WEST VIRGINIA STATE.....	3-0	W
*MARSHALL.....	12-3	W
*MARSHALL.....	6-9	L
*MARSHALL.....	7-4	W
DAYTON.....	6-5	W
at Duquesne.....	20-3	W
*at Buffalo.....	8-8	T
at West Virginia.....	11-10	W
*at Western Michigan.....	2-3	L
*at Western Michigan.....	6-1	W
*at Western Michigan.....	7-8	L
at Cleveland State.....	7-2	W
at Youngstown State.....	2-6	L
*BALL STATE.....	6-4	W
*BALL STATE.....	3-11	L
*BALL STATE.....	2-5	L
RIO GRANDE.....	13-5	W
at Pittsburgh.....	5-4	W
IPFW.....	8-0	W
IPFW.....	5-12	L
IPFW.....	8-10	L
VANDERBILT.....	4-13	L
VANDERBILT.....	0-3	L
*at Akron.....	3-8	L
*at Akron.....	5-0	W
*at Akron.....	2-3	L

2006 (22-25, 14-13 MAC)

at Western Kentucky.....	1-9	L
at Western Kentucky.....	7-11	L
at Western Kentucky.....	14-10	W
WEST VIRGINIA STATE.....	12-13	L
OTTERBEIN.....	3-1	W
RIO GRANDE.....	13-2	W
CLEVELAND STATE.....	4-6	L
LE MOYNE.....	3-11	L
MICHIGAN STATE.....	9-5	W
MICHIGAN STATE.....	1-4	L
MICHIGAN STATE.....	6-7	L
MICHIGAN STATE.....	7-5	W
*NORTHERN ILLINOIS.....	8-6	W
*NORTHERN ILLINOIS.....	10-14	L
*NORTHERN ILLINOIS.....	7-10	L
YOUNGSTOWN STATE.....	13-11	W
*at Toledo.....	10-5	W
*at Toledo.....	2-9	L
*at Toledo.....	2-7	L
MARSHALL.....	6-8	L
CINCINNATI.....	8-11	L

*at Ball State.....	3-4	L
*at Ball State.....	4-3	W
*at Ball State.....	9-6	W
WEST VIRGINIA.....	7-6	W
*EASTERN MICHIGAN.....	5-4	W
*EASTERN MICHIGAN.....	4-6	L
*EASTERN MICHIGAN.....	7-9	L
PITTSBURGH.....	1-15	L
XAVIER.....	3-4	L
*at Buffalo.....	3-4	L
*at Buffalo.....	11-6	W
*at Buffalo.....	17-4	W
*KENT STATE.....	5-3	W
*KENT STATE.....	2-4	L
*KENT STATE.....	11-15	L
WILMINGTON COLL.....	12-1	W
*AKRON.....	4-14	L
*AKRON.....	5-2	W
*AKRON.....	10-4	W
at Dayton.....	6-7	L
*at Miami.....	7-4	W
*at Miami.....	5-11	L
*at Miami.....	2-6	L
*BOWLING GREEN.....	7-6	W
*BOWLING GREEN.....	12-0	W
*BOWLING GREEN.....	12-11	W

2007 (23-31, 8-19 MAC)

at Vanderbilt.....	1-10	L
at Vanderbilt.....	1-11	L
at Vanderbilt.....	1-5	L
at Davidson.....	10-11	L
RADFORD.....	9-10	L
OHIO WESLEYAN.....	9-6	W
OTTERBEIN.....	5-3	W
RIO GRANDE.....	12-7	W
CLEVELAND STATE.....	9-5	W
WEST VIRGINIA STATE.....	6-0	W
BUTLER.....	7-5	W
BUTLER.....	5-7	L
BUTLER.....	9-3	W
OAKLAND.....	19-2	W
OAKLAND.....	10-9	W
at Wake Forest.....	4-6	L
*at Northern Illinois.....	4-6	L
*at Northern Illinois.....	4-5	L
*at Northern Illinois.....	2-7	L
YOUNGSTOWN STATE.....	7-14	L
*TOLEDO.....	6-9	L
*TOLEDO.....	4-6	L
*TOLEDO.....	6-18	L
at Xavier.....	5-7	L
MARSHALL.....	9-6	W
*BALL STATE.....	11-6	W
*BALL STATE.....	7-6	W
*BALL STATE.....	4-6	L
at Duquesne.....	6-8	L
*at Eastern Michigan.....	0-2	L
*at Eastern Michigan.....	0-1	L
*at Eastern Michigan.....	4-5	L
at Cincinnati.....	16-14	W
WEST VIRGINIA.....	1-6	L
*BUFFALO.....	4-7	L
*BUFFALO.....	14-9	W
*BUFFALO.....	10-13	L
MARSHALL.....	7-6	W
*at Kent State.....	2-8	L
*at Kent State.....	1-6	L
*at Kent State.....	1-16	L
at Cleveland State.....	8-0	W
at Pittsburgh.....	9-7	W
*at Akron.....	13-6	W
*at Akron.....	7-15	L

*at Akron.....	12-8	W
DAYTON.....	20-3	W
at West Virginia.....	4-6	L
*MIAMI.....	9-0	W
*MIAMI.....	5-4	W
*MIAMI.....	4-18	L
*at Bowling Green.....	4-14	L
*at Bowling Green.....	6-8	L
*at Bowling Green.....	15-0	W

2008 (29-30, 14-13 MAC)

at Charleston Southern.....	9-1	W
at Charleston Southern.....	6-2	W
at Charleston Southern.....	1-7	L
at Memphis.....	5-4	W
at Memphis.....	4-5	L
at Memphis.....	4-9	L
OHIO WESLEYAN.....	7-8 (10)	L
at UNC Greensboro.....	13-10 (12)	W
at UNC Greensboro.....	9-14	L
at UNC Greensboro.....	2-3	L
PURDUE.....	4-8	L
PURDUE.....	4-9	L
PURDUE.....	3-0	W
PURDUE.....	3-0	W
*at Central Michigan.....	13-2	W
*at Central Michigan.....	5-4	W
*at Central Michigan.....	2-7	L
RIO GRANDE.....	2-0	W
CINCINNATI.....	6-14	L
*WESTERN MICHIGAN.....	2-1	W
*WESTERN MICHIGAN.....	13-2	W
*WESTERN MICHIGAN.....	5-4 (10)	W
at Duquesne.....	4-5	L
CLEVELAND STATE.....	9-8	W
*at Toledo.....	4-9	L
*at Toledo.....	18-5	W
*at Toledo.....	17-7	W
XAVIER.....	5-8	L
at West Virginia.....	12-13 (10)	L
*EASTERN MICHIGAN.....	13-15 (11)	L
*EASTERN MICHIGAN.....	12-13 (10)	L
*EASTERN MICHIGAN.....	14-8	W
PITTSBURGH.....	17-9	W
at Youngstown State.....	14-6	W
*at Akron.....	6-7	L
*at Akron.....	0-6	L
*at Akron.....	3-10	L
CINCINNATI.....	18-6	W
MARSHALL.....	12-17	L
*at Kent State.....	7-2	W
*at Kent State.....	5-6	L
*at Kent State.....	5-6 (11)	L
MARSHALL.....	3-10	L
DUQUESNE.....	7-8	L
*BOWLING GREEN.....	4-18	L
*BOWLING GREEN.....	2-3	L
*BOWLING GREEN.....	5-7	L
OTTERBEIN.....	13-9	W
at Dayton.....	12-3	W
*MIAMI.....	6-5	W
*MIAMI.....	16-11	W
*MIAMI.....	7-5	W
*at Buffalo.....	6-3	W
*at Buffalo.....	4-5 (10)	L
*at Buffalo.....	15-13	W

MAC TOURNAMENT

vs. Bowling Green.....	4-5	L
vs. Western Michigan.....	5-4	W
vs. Bowling Green.....	7-3 (13)	W
vs. Eastern Michigan.....	6-9	L

GENERAL INFO

THE PROGRAM

MEET THE BOBCATS

OPPONENT INFORMATION

2008 IN REVIEW

RECORD BOOK

THIS IS OHIO



Postseason History

GENERAL INFO

THE PROGRAM

MEET THE BOBCATS

OPPONENT INFORMATION

2008 IN REVIEW

RECORD BOOK

THIS IS OHIO

NCAA TOURNAMENT

COLLEGE WORLD SERIES


- 1970 Ohio 4, USC 1
- Texas 7, Ohio 2
- Ohio 9, Iowa State 6
- Florida State 2, Ohio 0

NCAA REGIONALS

- 1997 Tennessee 5, Ohio 2
- UCLA 15, Ohio 1
- 1991 NC State 11, Ohio 5
- Furman 7, Ohio 2

NCAA DISTRICT IV


- 1971 S. Illinois 5, Ohio 4
- Ohio 7, Michigan St. 1
- S. Illinois 7, Ohio 1
- 1970 Ohio 6, Notre Dame 4
- Ohio 7, S. Illinois 0
- Ohio 8, S. Illinois 5
- 1969 Minnesota 11, Ohio 8
- Ball State 4, Ohio 3
- 1968 S. Illinois 6, Ohio 3
- Ohio 1, Valparaiso 0
- Ohio 5, Minnesota 4
- S. Illinois 3, Ohio 2
- 1965 Ohio 7, Detroit 6
- Ohio State 4, Ohio 2
- Detroit 8, Ohio 7
- 1960 Detroit 16, Ohio 2
- Ohio 5, Notre Dame 4
- Detroit 14, Ohio 4
- 1956 Ohio 8, Cincinnati 6
- Minnesota 5, Ohio 0
- Minnesota 7, Ohio 6
- 1954 Ohio 18, Ashland 4
- Ohio 10, Ashland 6
- Michigan St. 14, Ohio 10
- Ohio 7, Michigan St. 0
- Michigan St. 5, Ohio 3
- 1953 Michigan 6, Ohio 5
- Michigan 7, Ohio 0
- 1952 Illinois 5, Ohio 4
- Ohio 13, Illinois 7
- Illinois 3, Ohio 2
- 1950 Ohio 4, W. Michigan 2
- Wisconsin 4, Ohio 1
- 1948 Illinois 6, Ohio 2




1970 College World Series Team

MAC TOURNAMENT

- 2008 Bowling Green 5, Ohio 4
- Ohio 5, Western Michigan 4
- Ohio 7, Bowling Green 3 (13 inn.)
- Eastern Michigan 9, Ohio 6
- 2003 Ohio 14, Ball State 4
- Miami 4, Ohio 3
- Ohio 9, N. Illinois 8
- Miami 6, Ohio 0
- 2001 Kent 26, Ohio 10
- Miami 10, Ohio 4
- 2000 Ohio 5, Ball State 2
- Miami 6, Ohio 4
- Ohio 3, Kent 1
- Miami 10, Ohio 5
- 1997 Ohio 23, Miami 4
- Ohio 9, Ball State 6
- Ohio 7, Kent 6
- 1996 Ohio 3, Akron 2
- Akron 6, Ohio 4
- Ohio 6, Toledo 4
- Akron 15, Ohio 6
- 1994 Ohio 7, Bowling Green 6
- C. Michigan 5, Ohio 0
- Kent 9, Ohio 7
- 1992 C. Michigan 12, Ohio 2
- Ohio 7, Ball State 1
- Kent 10, Ohio 6
- 1983 Ohio 10, E. Michigan 9
- Miami 10, Ohio 3
- E. Michigan 10, Ohio 3
- 1982 E. Michigan 8, Ohio 6
- Toledo 5, Ohio 1



2000 MAC Pitcher of the Year Tony Schiml



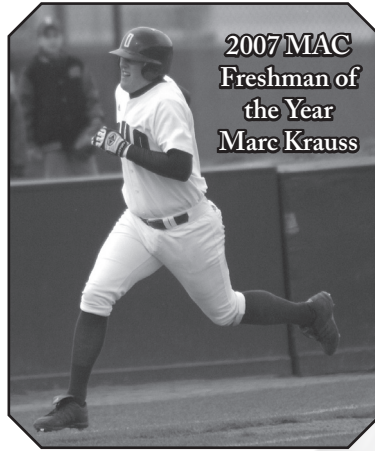
Three-time Academic All-MAC honoree Rick Czajkowski



Award Winners

FIRST TEAM ALL-MAC

Matt Stiffler	2008
Marc Krauss #	2007, '08
Anthony Gressick	2004, '05, '06
Marc Cornell	2003
Ben Crabtree	2003, '05
Adam Fox	2002, '03
Mike Arbinger	2002
Ryan Kyes	2001
Denny McGee	2001
Andrew See	2001
Tony Schiml*	2000
Chuck Lombardy	1999
Bart Leahy	1998
Brady Gick	1997
Jason Graham	1997
Tom Miller	1997
Brian Schubmehl	1997
Robert Sismondo	1997
Jake Eye	1996, '97
Aaron Houdeshell	1996
Josh Sorge	1996
Eric Camfield	1995
Matt Engleka	1994, '95
Greg Stover	1994
Cory Corrigan	1992
Joe Morvay	1991
Brian Young	1990
Matt Hudik	1990
Brian Mann	1989
Joe Ausec	1988
Doug Stackhouse	1982, '83
Denny Wilson	1980
Mike Echstenkamper	1979
Kevin Priessman	1977, '78, '79
Larry Nicholson	1979
John Burden	1977
Emil Drzayich	1976
Les Ream	1976
Bob Brenly	1975, '76
Steve Bihl	1975
Jax Robertson	1974
Dave Tobik	1974
Steve Swisher	1971, '72, '73
Bob Makoski	1973
Dave Sparks	1972
Bob Bruno	1972
Mike Hannah	1970, '71
Mike Schmidt	1969, '70, '71
Ed Robbins	1970
Terry Raszka	1970
Mike Murphy	1968, '69
Craig Shade	1969
Rich McKinney	1967, '68
John Morlan	1968
Jerry McConnell	1967
Jim Levero	1967
Tom Murphy	1965, '66




2007 MAC
Freshman of
the Year
Marc Krauss

Bob Willet	1965, '66
Bill Murphy	1966
Dennis Scouler	1964, '65
Berke Reichenbach	1965
Terry Harmon	1964, '65
Terry Trimmer	1964
Len Stahl	1964
Jim French	1963
Jim McKee	1963
Bob Wandersleben	1962
Larry Thomas	1960, '61, '62
Joe Nossek	1960, '61
Bob Mayer	1960
Lamar Jacobs	1958, '59
Bruce Johnson	1959
Myron Hucheson	1958
Bill Tewkesbury	1956, '58
Frank Caruso	1957
Barry Gottlieb	1957
Scott Griesheimer	1956
Ralph Nuzum	1956
Bill Fredrick	1955
Jay Hornsby	1955
John Bier	1954, '55
Dick England	1954
Dick Murphy	1953, '54
John Turk	1952, '53

MAC FRESHMAN OF THE YEAR

* MAC PITCHER OF THE YEAR



1997 MAC
Tournament
MVP Bart
Leahy

ACADEMIC ALL-MAC

Marc Krauss	2008
Chris Bova	2004
Shaun Peet	2003
Ryan Kyes	2001
Joe Beyer	1999
Mike Goldstein	1999
Bart Leahy	1998
Josh Stivison	1998
Jason Graham	1997
Ryan Callahan	1996
Matt Engleka	1994, '95
Cory Corrigan	1992, '93
Rick Czajkowski	1990, '91, '92
Dirk Harper	1991, '92
Mark Bradley	1991
Andy Reynolds	1987, '88
Brian Cook	1987, '88
Brian Ritter	1987
Mark Echstenkamper	1986, '87
Mark Adams	1985
John Schanzenbach	1984
Mike Sohmer	1983, '84
Mike Olejarz	1981
Rich Higdon	1978, '80
Larry Nicholson	1979
Mark Mace	1977, '78
Les Ream	1976
Bill Adams	1975
Emil Drzayich	1975
Greg Godec	1975
Jim Robertson	1973
Terry Wenger	1972, '73

MAC ALL-TOURNAMENT TEAM

Chris Rigo	2008
Phil Sabatini	2003
Anthony Gressick	2003
Tony Schiml	2000
Jason Graham	1997
Bart Leahy (MVP)	1997
Brady Gick	1996, '97
Mike Goldstein	1996
Damon Wilcox	1996, '97
Mike Snopkowski	1994
Andy Mayer	1992

GENERAL INFO

THE PROGRAM

MEET THE BOBCATS

OPPONENT INFORMATION

2008 IN REVIEW

RECORD BOOK

THIS IS OHIO



Team Award Winners

GENERAL INFO

THE PROGRAM

MEET THE BOBCATS

OPPONENT INFORMATION

2008 IN REVIEW

RECORD BOOK

THIS IS OHIO

BOB WREN OFFENSIVE EFFICIENCY AWARD*

2008 Matt Stiffler1.355
2007 Matt Stiffler1.584
2006 Willie Walker1.353
2005 Ben Crabtree1.188
2004 Anthony Gressick1.350
2003 Adam Fox1.313
2002 Mike Arbinger1.555
2001 Andrew See1.492
2000 Ryan Kyes1.314
1999 Jeff Rook1.452
1998 Bart Leahy1.507
1997 Jason Graham1.355
1996 Josh Sorge1.379
1995 Brady Gick1.220
1994 Mike Herman1.470
1993 Frank Salas1.104
1992 Marc Sims1.529
1991 Mark Bradley1.434
1990 Matt Hudik1.269
1989 Mike Florak1.034

OUTSTANDING DEFENSIVE PLAYER

2008 Zach Hartle
2007 Matt Stiffler
2006 Willie Walker
2005 Brian Colopy
2004 Dan Lunsford
2003 Tony Gandee/Adam Fox
2002 Tony Gandee
2001 Andrew See
2000 Jeff Rook
1999 Jeff Rook
1998 Scott Malinowski
1997 Brady Gick
 Jason Graham
 Scott Malinowski
 Damon Wilcox
1996 Brady Gick
1995 Brian McKittrick
1994 Eric Camfield
 Matt Engleka
1993 Chad Young
1992 Andy Mayer
1991 Andy Mayer
1990 Scott Buehler
1989 Ralph Dillman

BILL TOADVINE PITCHING EFFICIENCY AWARD

2008 Chris Rigo
2007 Matt Schlarb
2006 Yale Silverman
2005 Derek Witt
2004 Dan O'Rourke
2003 Shaun Peet
2002 Chris Bova
2001 Denny McGee
2000 Tony Schiml
1999 Tony Schiml
1998 Robert Sismondo
1997 Tom Miller
 Brian Schubmehl
 Robert Sismondo
1996 Aaron Houdeshell
1995 Aaron Houdeshell
1994 Scott Decaminada
1993 Cory Corrigan
1992 Cory Corrigan
1991 Joe Morvay
1990 Brian Young
1989 Brian Mann

BOB ADAMS AWARD (OUTSTANDING SOPHOMORE)

2008 Marc Krauss
2007 Brandon Besl
2006 Matt Stiffler
2005 Bryant Witt
2004 Anthony Gressick
2003 Ben Crabtree
2002 Adam Fox
2001 Tony Gandee
2000 Mike Arbinger
 Cory Keylor
1999 Ryan Kyes
1998 Jeff Rook
1997 Robert Sismondo
1996 Scott Malinowski
1995 Aaron Houdeshell
1994 Justin Harmon
1993 Matt Engleka
1992 Greg Stover
1991 Joe Morvay
1990 Rick Czajkowski
1989 Mark Bradley

FRANK BAUMHOLTZ AWARD (HIGHEST BATTING AVERAGE)

2008 Brandon Besl369
2007 Marc Krauss369
2006 Willie Walker377
2005 Ben Crabtree344
2004 Brian Colopy385
2003 Ben Crabtree387
2002 Mike Arbinger417
2001 Ryan Kyes386
2000 Ryan Kyes390
1999 Chuck Lombardy375
1998 Scott Malinowski385
1997 Jason Graham390
1996 Jake Eye384
1995 Eric Camfield360
1994 Brock Toadvine389
1993 Marc Sims355
1992 Marc Sims351
1991 Dirk Harper371

CAPTAIN'S AWARD

2008 Zach Hartle/Matt Smith
2007 Dusty Hammond/Dan Weiss
2006 Anthony Gressick/Derek Witt
2005 Dan O'Rourke/Phil Sabatini
2004 Chris Bova/Marc Cornell
2003 Tony Gandee/Walt Novosel
2002 Scott Brownlee
2001 Ryan Kyes/Andrew See
2000 Jeff Rook
1999 Ryan Hulse
1998 Bart Leahy/Scott Malinowski
1997 Brady Gick/Damon Wilcox
1996 Josh Sorge
1995 Matt Engleka
1994 Mike Snopkowski
1993 Cory Corrigan
1992 Aaron Mayer
1991 Mark Bradley
1990 Scott Buehler
1989 Ralph Dillman

* The Bob Wren Efficiency Award winner is determined by a formulaic equation. A hitter is awarded two points for each run scored and RBI and one point for each stolen base, sacrifice, hit, walk, and hit by pitch. The total number of points is then divided by the total number of plate appearances.

RAWLINGS/ABCA NATIONAL GOLD GLOVE AWARD

Matt Stiffler, Jr., OF (1.000 field %) ... 2007

COLLEGE WORLD SERIES ALL-TOURNAMENT TEAM

Gary Shade, Jr., OF ... 1970

ALL-DISTRICT IV/ ALL-MIDEAST REGION

Matt Stiffler 2008
Anthony Gressick 2004, '05, '06
Ben Crabtree 2005
Adam Fox 2002, '03
Mike Arbinger 2002
Ryan Kyes 2001
Denny McGee 2001
Andrew See 2001
Tony Schiml 2000
Cory Keylor 2000
Chuck Lombardy 1999
Bart Leahy 1998
Brady Gick 1997
Jason Graham 1997
Tom Miller 1997
Brian Schubmehl 1997
Robert Sismondo 1997
Jake Eye 1996
Aaron Houdeshell 1996
Josh Sorge 1996
Eric Camfield 1995
Matt Engleka 1995
Cory Corrigan 1992
Chad Reed 1992
Joe Ausec 1983
Kevin Priessman 1977, '78, '79
Les Ream 1976
Bob Brenly 1976
Steve Bihl 1975
Dave Tobik 1974
Steve Swisher 1973
Bob Makoski 1973
Mike Hannah 1970, '71
Ed Robbins 1970
Mike Schmidt 1970, '71
Mike Murphy 1968
Rich McKinney 1967
Bob Willet 1966
Terry Harmon 1964
Terry Trimmer 1964
Larry Thomas 1962
Joe Nossek 1961
Lamar Jacobs 1958

ACADEMIC ALL-DISTRICT IV

Second Team
Ben Crabtree ... 2004

BOBCAT NO-HITTERS

Tony Reese	
vs. N/A 1937
Chuck Burdette	
vs. Ohio Wesleyan 1946
Bill Hinkle	
vs. W. Reserve 1951
Bill Toadvine, Scott Fields & Ed Robbins	
vs. West Virginia Wesleyan 1969
Mike Weiss	
vs. Ashland 1975
Bob White	
vs. Ohio Wesleyan 1996



All-Americans

ALL-AMERICANS

First Team

- Scott Kuvinka (*Sporting News*)1979
- Mike Schmidt1970
- Mike Murphy.1968
- Rich McKinney (*Sporting News*)1968
- Bob Willet1966
- Larry Thomas.1962
- Joe Nossek1961
- Dick Murphy1953, '54
- John Hrasch1950

Second Team

- Mike Arbinger2002
- Ryan Kyes.2001
- Mike Echstenkamper.1979
- Bob Brenly1976
- Mike Schmidt1971
- Mike Hannah.1970
- Ed Robbins1970
- Terry Harmon1964
- Lamar Jacobs1958

Third Team

- Anthony Gressick.2004, '06
- Ben Crabtree2005
- Adam Fox.2003
- Tom Miller.1997
- Josh Sorge.1996
- Les Ream1976
- Jim Schreffler.1949

FRESHMAN ALL-AMERICANS

- Marc Krauss2007
- Ben Crabtree2002
- Adam Fox.2001

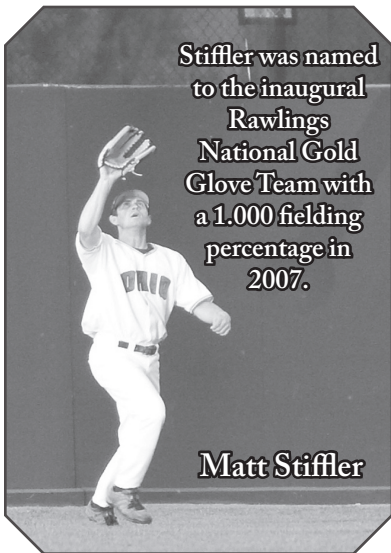
ACADEMIC ALL-AMERICANS


Second Team

- Mark Bradley.1991


Third Team

- Ryan Kyes.2001
- Jason Graham.1997
- Tom Miller.1997
- Rick Czajkowski.1991







Jim Schreffler
Outfield, 1949




Joe Nossek
Outfield, 1961




Rich McKinney
Shortstop, 1968



Mike Schmidt
Shortstop, 1970, 1971




Mike Echstenkamper
Outfield, 1979




Mike Arbinger
Outfield, 2002


BOBCAT ALL AMERICANS




John Hrasch
Shortstop, 1950




Larry Thomas
Outfield, 1962




Mike Murphy
First Base, 1968




Bob Brenly
Third Base, 1976




Josh Sorge
DH, 1996




Adam Fox
Third Base, 2003




Dick Murphy
Outfield, 1953, 1954




Terry Harmon
Shortstop, 1964




Mike Hannah
First Base, 1970




Les Ream
Second Base, 1976




Tom Miller
Pitcher, 1997




Ben Crabtree
Catcher, 2005




Lamar Jacobs
Outfield, 1958




Bob Willet
Third Base, 1966




Ed Robbins
Pitcher, 1970



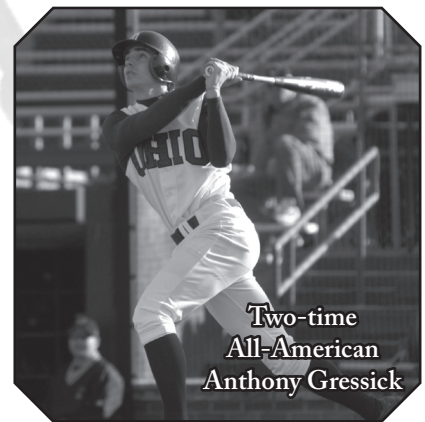
Scott Kuvinka
Third Base, 1979



Ryan Kyes
Second Base, 2001



Anthony Gressick
DH, 2004, 2006



GENERAL INFO

THE PROGRAM

MEET THE BOBCATS

OPPONENT INFORMATION

2008 IN REVIEW

RECORD BOOK

THIS IS OHIO



Professional Players

BOBCAT MAJOR LEAGUE SIGNEES

GENERAL INFO

THE PROGRAM

MEET THE BOBCATS

OPONENT INFORMATION

2008 IN REVIEW

RECORD BOOK

THIS IS OHIO

BOBCAT	YEAR	TEAM
George Kahler	1908	Cleveland
Stanley Dugan	1914	Cincinnati
Roy Pflieger	1931	Boston Red Sox
Irving Siegel	1934	St. Louis Browns
Woody Wills	1937	N.Y. Giants
Hal Gruber	1937	N.Y. Giants
Wendell Diehl	1937	Cleveland
John Malokas	1938	Cleveland
Larry Luebbers	1938	St. Louis Browns
Frank Baumholtz	1941	Cincinnati
Ray Ferroni	1941	Cincinnati
Ernie Kish	1941	Cincinnati
Bob Wren	1942	St. Louis Browns
John Maldovan	1944	N.Y. Yankees
Frank Jeric	1946	St. Louis Browns
Charles Burdette	1946	St. Louis Browns
John Jurkovic	1947	St. Louis Browns
Mark Wylie	1947	Cleveland
Mel Clark	1948	Philadelphia
Ken Weiss	1949	Cleveland
John Hrasch	1950	Pittsburgh
Don Poling	1950	Washington
Jim Shreffler	1950	Chicago Cubs
Bill Woollett	1950	Washington
Rob Andrews	1951	Cleveland
John Biskup	1951	Cincinnati
Shelly Swank	1952	Cincinnati
Bill Bevan	1952	Cincinnati
Ed Tyrtek	1952	Cincinnati
Vince Costello	1953	Cincinnati
Don Kries	1953	Cincinnati
John Turk	1953	Philadelphia
Tom Biskup	1954	Cincinnati
Jack Mehl	1954	Cincinnati
Dick Murphy	1954	Cincinnati
Dick Fishbaugh	1955	Cleveland
Dave Wickersham	1955	Pittsburgh
Jay Hornsby	1956	Cincinnati
Jack Banning	1957	Cleveland
Ray Griesheimer	1957	Cincinnati
Fred Lowe	1957	Cincinnati
Bill Tewksbury	1957	Cincinnati
Lamar Jacobs	1959	Washington
Joe Nossek	1961	Minnesota


BOBCAT	YEAR	TEAM
Dick Butler	1962	Cincinnati
Vince Scales	1962	N.Y. Mets
Larry Thomas	1962	Boston Red Sox
Murray Cook	1962	Pittsburgh
Tim Sommer	1963	Baltimore
Jim French	1963	Washington
Clyde Bowman	1963	St. Louis Cardinals
Bill Herzel	1963	Kansas City A's
Terry Harmon	1966	Philadelphia
Bob Willet	1966	N.Y. Mets
Jim McGregor	1966	N.Y. Mets
Tom Murphy	1967	California
Berke Reichenbach	1967	Chicago White Sox
Jerry McConnell	1967	Cleveland
Rich McKinney	1968	Chicago White Sox
John Morlan	1969	Pittsburgh
Craig Shade	1969	Pittsburgh
Jim Petitto	1969	Oakland
Mike Murphy	1969	San Francisco
Bob Morgan	1969	Detroit
Malcom Smoot	1970	Philadelphia
Ed Robbins	1970	Pittsburgh
Ron Morrison	1970	Detroit
Joe Carbone	1970	Kansas City
Mike Schmidt	1971	Philadelphia
Gary Shade	1971	Pittsburgh
Tom Smith	1971	California
Mike Hannah	1971	Cleveland
Bill Clauss	1972	Minnesota
Bob Neikamp	1972	N.Y. Yankees
Jim Anderson	1972	N.Y. Yankees
Steve Swisher	1973	Chicago White Sox
Bob Makoski	1973	California
Dave Sparks	1973	Oakland
Bob Bruno	1973	N.Y. Yankees
John Novak	1974	Montreal
Jim Bierman	1974	N.Y. Yankees
Jax Robertson	1974	Chicago Cubs
Darryl Thomas	1974	Boston
Dave Tobik	1975	Detroit
Bob Brenly	1976	San Francisco
Steve Skaggs	1978	Cincinnati
Mitch Wright	1978	Pittsburgh
Emil Drzayich	1978	Milwaukee
Scott Kuvinka	1979	Pittsburgh

BOBCAT	YEAR	TEAM
Mike Echstenkamper	1979	N.Y. Yankees
Larry Nicholson	1979	Pittsburgh
John Burden	1979	Pittsburgh
Kevin Priesman	1979	Montreal
Dave Spriggs	1980	Montreal
Joe Dudek	1983	Pittsburgh
Don Bethel	1983	Chicago Cubs
Gary McLaughlin	1983	Cincinnati
Rob Livchak	1985	St. Louis
Dave Adams	1989	California
Brian Young	1990	Boston
Matt Hudik	1990	Toronto
Tim Thomas	1990	Cleveland
Bobby Robinson	1991	Minnesota
Doug Mlicki	1992	Houston
Alan Beavers	1992	St. Louis
Cory Corrigan	1993	St. Louis
Joe Morvay	1993	Texas
Kris Franko	1993	San Francisco
Russ Herbert	1994	Chicago White Sox
Tony Mazzone	1994	Atlanta
Eric Camfield	1995	N.Y. Yankees
Matt Engleka	1995	Detroit
John Hunt	1995	Chicago White Sox
Jake Eye	1997	Milwaukee
Brady Gick	1997	St. Louis
Jason Graham	1997	Boston
Tom Miller	1997	Boston
Brian Schubmehl	1997	Milwaukee
Bart Leahy	1998	Florida
Scott Malinowski	1998	N.Y. Mets
Robert Sismondo	1998	Detroit
Tony Schiml	2000	Boston
Cory Keylor	2001	Baltimore
Chuck Lombardy	2001	Detroit
Mike Arbinger	2002	Pittsburgh
Adam Fox	2003	Texas
Walt Novosel	2003	Arizona
Chris Bova	2004	St. Louis
Marc Cornell	2004	Texas
Adam Russell	2004	Chicago White Sox
Ben Crabtree	2005	Texas
Anthony Gressick	2006	Cincinnati
Derek Witt	2006	Detroit
Matt Stiffler	2008	Cincinnati


BOBCAT MAJOR LEAGUERS




George Kahler



Frank Baumholtz




Ernie Kish




Mel Clark




Dick Murphy



Dave Wickersham



Lamar Jacobs




Joe Nossek



Jim French



Terry Harmon




Tom Murphy




Rich McKinney




John Morlan




Mike Schmidt



Steve Swisher



Dave Tobik



Bob Brenly



Adam Fox



Adam Russell