

RICE UNIVERSITY

Basketball 2011-12

Fact Book



University Information

Location | **Houston, Texas 77251**
Founded | **1891**
Enrollment | **5,760**
Nickname | **Owls**
Mascot | **Sammy the Owl**
Colors | **Blue (pms 281c) and Gray (pms 424c)**
Conference | **Conference USA**
Arena | **Tudor Fieldhouse**
Capacity | **5,208**
President | **David W. Leebron (Harvard, '76)**
Athletics Director | **Rick Greenspan (Maryland, '75)**
Athletics Phone Number | **713.348.6920**
Ticket Office Number | **713.522.OWLS**
Mailing Address | **P.O. Box 1892, MS 548
Houston, TX 77251-1892**
Physical Address | **Tudor Fieldhouse
6100 Main Street
Houston, TX 77005**

Coaching Staff

Head Coach | **Ben Braun**
Alma Mater | **Wisconsin, '75**
Record at Rice | **32-63 (.337) | 3 Seasons**
Career Record | **584-452 (.564) | 34 Seasons**
Associate Head Coach | **Louis Reynaud**
Alma Mater | **San Francisco State, '89**
Assistant Coach | **Mike Roberts**
Alma Mater | **Indiana, '05**
Assistant Coach | **Marco Morcos**
Alma Mater | **Rutgers, '05**
Video Coordinator | **Mark Vick**
Alma Mater | **Central Michigan, '99**
Strength & Conditioning | **Scott McLafferty**
Alma Mater | **Louisiana Tech, '07**
Athletic Trainer | **Dean Miller**
Alma Mater | **Cal State, Sacramento, '76**
Director, Basketball Operations | **Gaelyn Rose**
Alma Mater | **Rice, '10**
Events Coordinator | **Barbara Gill**

Basketball Office Number | **713.348.4075**
Basketball Fax Number | **713.348.5695**

Team Information

2010-11 Record | **14-18**
C-USA Record | **5-11**
Starters Returning/Lost | **4/1**
Lettermen Returning/Lost | **9/5**
Newcomers | **6**

Rice All-Time Record | **1017-1280**

Media Relations

Basketball Contact | **Ron Mears**
Office Number | **713.348.3929**
Cell Number | **832.969.1310**
Email Address | **rmears@rice.edu**
SID Fax Number | **713.348.6019**
Rice Press Row | **713.348.5638**

Rice Internet | **RiceOwls.com**
Facebook | **facebook.com/RiceAthletics**
Twitter | **twitter.com/riceowlsdotcom**

Hoops Social Media |
twitter.com/ricebasketball
facebook.com/RiceBasketball

Rice Fact Book Contents

2011-12 Rice Notebook	2
2011-12 Rice Schedule	4
Opponent Directory	5
Conference USA	7
Rice Basketball Personnel	8
Student-Athlete Profiles	10
Coaching & Support Staff Profiles	44
2010-11 Rice Season Review	56
2010-11 Rice Results	59
2010-11 Rice Statistics	60
2010-11 Game Recaps	70
Records	104
History & Accolades	137
Lettermen	140
Series & Results	146
All-Time Results	161
Media Information	200

Rice University is committed to affirmative action and equal opportunity in education and employment. Rice does not discriminate on the basis of race, color, religion, sex, sexual orientation, national or ethnic origin, age, disability or veteran status.

2011-12 Rice Basketball Storylines

▶ With its top four scorers from a year ago returning and the addition of another stellar recruiting class, Rice is in position to have a break-out season. Team co-MVPs **Arsalan Kazemi** and **Tamir Jackson** both return for their junior seasons. In addition to Kazemi's 15.2 points per game and Jackson's 13.9, **Connor Frizzelle** also returns after averaging double-figure scoring a year ago. Frizzelle averaged 10.7 points an outing. The Owls also return starting forward **Lucas Kuipers** who averaged 7.6 points per game.

▶ En route to being named Second-Team All-Conference USA, **Arsalan Kazemi** was the only player in the league to average a double-double at 15.2 points and 11.0 rebounds per game. Kazemi finished the year ranked seventh nationally in rebounding and with 18 double-doubles during the season tied for 11th nationally according to the final NCAA Division I statistics.

▶ Going further inside his numbers, **Arsalan Kazemi** scored a majority of his points last season one at a time. Kazemi was 195-of-271 at the free throw line (72 percent). Kazemi logged the nation's second-best defensive rebounding

rate (30.8 percent of opponent misses during his minutes) and 15th-best offensive rebounding rate (15.2 percent).

▶ For the first time in Rice history, the Owls could have three players reach the 1,000-point plateau in the same season. **Connor Frizzelle**, **Tamir Jackson** and **Arsalan Kazemi** could potentially score their 1,000th point this season. Frizzelle heads into his senior season having scored 912 career points. Jackson and Kazemi begin their junior seasons with 778 and 797 points, respectively.

▶ **Connor Frizzelle** established a Rice season record for free throw percentage as a junior, connecting on 90.1 percent of his shots at the line (82-of-91). Frizzelle broke the previous record of 88.9 percent (72-of-81) set by current Rice women's head coach Greg Williams during the 1966-67 season.

▶ **Tamir Jackson** has led Rice in scoring during conference play each of the past two seasons. Jackson averaged 11.1 points in Conference USA games. He had a 14.3 scoring average during C-USA play last year as a sophomore.

▶ **Tamir Jackson** has played and started all 63 games during his career.

▶ Heading into his senior season, **Lucas Kuipers** has averaged right at eight points a game during his career. Kuipers played in all 32 games last year as a junior, starting 31. The only game in which he came off the bench was Rice's Senior Night. Off the bench, he scored 14 points in a game that was part of a late-season stretch in which he scored in double figures four straight games. Kuipers averaged 12.8 points over the last six games of the 2010-11 season.

▶ Beyond recruiting Kazemi, Rice head coach **Ben Braun** has always had a reputation as being an international recruiter. The Owls' 2011-12 roster includes student-athletes from four continents. Rice signed 7-2 center **Omar Oraby** (Cairo, Egypt) a year ago. The Owls' latest recruiting class includes three international athletes, point guard **Dylan Ennis** from Brampton, Ontario; **Jarelle Reischel** from Frankfurt, Germany and **Ahmad Ibrahim** who grew up in Beirut, Lebanon.

▶ Rice is the only team in the league to have at least one student-athlete named to the Conference USA All-Academic Basketball Team each of the past five seasons. **Connor Frizzelle** and **Lucas Kuipers** return for their senior seasons after both were repeat honorees on the team in 2011. Frizzelle highlighted the 2011 squad as a unanimous selection and was also named to the 2011 CoSIDA/Capital One Academic All-District VI Team. Kuipers was the 2010 Conference USA Scholar Athlete for men's basketball.

▶ At the conclusion of each of the past three seasons, a Rice basketball student-athlete has been the recipient of the Conference USA Scholar Athlete of the Year award. Determined by the league's Faculty Athletics Representatives, the C-USA Scholar Athlete of the Year awards are presented to the top student-athlete in each conference-sponsored sport. The award is based on academic achievement (grade point average), athletic achievement and service. Former Owl player **Aleks Perka** began the Rice dominance of the annual award when he was named the 2009 recipient. Returning for their senior seasons are the last two recipients of the Conference USA award – **Lucas Kuipers** (2010) and **Connor Frizzelle** (2011).

▶ One of the winningest active Division I coaches, **Ben Braun** has more than 30 years of head coaching experience and has had unequalled success everywhere he has been. He begins his fourth season at Rice with a 584-452 overall record (.564).

▶ As a result of his success, not only at California, but during previous head coaching stops at Eastern Michigan and Siena Heights, **Ben Braun** heads into his fourth season at Rice ranked 13th among all active Division I coaches with his 584 career victories. He ranks in the Top 50 on the NCAA's list of all-time winningest Division I men's basketball coaches by victories (No. 45).

▶ **Ben Braun** will coach against one of his former assistants when the Owls travel to Texas A&M on Dec. 22. Texas A&M first-year head coach Billy Kennedy was a member of Braun's first staff at Cal (1996-97).

▶ While major renovations to Tudor Fieldhouse were made just three years ago, Rice continues to make improvements to its 5,208 seat arena. This past summer Rice had a new playing court installed in Tudor Fieldhouse.

▶ Rice opens the 2011-12 season by playing its first four games at home and later in the year has a stretch in which it plays five of six in Tudor Fieldhouse. The Owls open their season Nov. 12 against the University of New Orleans.

▶ Rice does not leave the state of Texas during nonconference play (15 games). The Owls' nonconference schedule includes the 2011 South Padre Island Invitational. The tournament held during the week of Thanksgiving will include two games played on the Rice campus (against Maryland-Eastern Shore and Florida A&M). The Owls will take on Northern Iowa and Iowa State in the South Padre Island Convention Center Nov. 25-26.

▶ With games at crosstown rival Houston as well as a non-conference game at HBU, Rice will play a total of 19 games in Houston proper.

Saturday, November 12	NEW ORLEANS	TUDOR FIELDHOUSE	7:00 p.m.
Thursday, November 17	SOUTHERN	TUDOR FIELDHOUSE	7:00 p.m.

2011 South Padre Island Invitational

Sunday, November 20	MARYLAND EASTERN SHORE	TUDOR FIELDHOUSE	3:00 p.m.
Tuesday, November 22	FLORIDA A&M	TUDOR FIELDHOUSE	7:00 p.m.
Friday, November 25	vs. Northern Iowa	South Padre Island, Texas	5:00 p.m.
Saturday, November 26	vs. Iowa State (CBSSN)	South Padre Island, Texas	6:30 p.m.

Wednesday, November 30	at Houston Baptist	Houston, Texas	7:00 p.m.
Saturday, December 3	ST. THOMAS	TUDOR FIELDHOUSE	2:00 p.m.
Wednesday, December 14	LOUISIANA COLLEGE	TUDOR FIELDHOUSE	7:00 p.m.
Saturday, December 17	LAMAR	TUDOR FIELDHOUSE	7:00 p.m.
Monday, December 19	TEMPLE (CSS)	TUDOR FIELDHOUSE	8:00 p.m.
Thursday, December 22	at Texas A&M	College Station, Texas	7:00 p.m.
Wednesday, December 28	TEXAS A&M-CORPUS CHRISTI	TUDOR FIELDHOUSE	7:00 p.m.
Friday, December 31	at Texas (Longhorn Network)	Austin, Texas	1:00 p.m.
Wednesday, January 4	at TCU	Fort Worth, Texas	7:00 p.m.
Saturday, January 7	✦ MARSHALL	TUDOR FIELDHOUSE	7:00 p.m.
Wednesday, January 11	✦ at SMU	Dallas, Texas	7:00 p.m.
Saturday, January 14	✦ at Tulane	New Orleans, La.	7:00 p.m.
Wednesday, January 18	✦ UAB	TUDOR FIELDHOUSE	7:00 p.m.

Saturday, January 21	✦ TULSA	TUDOR FIELDHOUSE	7:00 p.m.
Wednesday, January 25	✦ at Memphis	Memphis, Tenn.	TBA
Saturday, January 28	✦ TULANE	TUDOR FIELDHOUSE	7:00 p.m.
Wednesday, February 1	✦ UTEP	TUDOR FIELDHOUSE	7:00 p.m.
Saturday, February 4	✦ at East Carolina	Greenville, N.C.	5:00 p.m. ET
Wednesday, February 8	✦ at Houston (FSN)	Houston, Texas	7:00 p.m.
Saturday, February 11	✦ SMU	TUDOR FIELDHOUSE	7:00 p.m.
Saturday, February 18	✦ at Tulsa	Tulsa, Okla.	7:00 p.m.
Wednesday, February 22	✦ UCF (CSS)	TUDOR FIELDHOUSE	8:00 p.m.
Saturday, February 25	✦ at Southern Miss (CSS)	Hattiesburg, Miss.	7:00 p.m.
Wednesday, February 29	✦ at UTEP	El Paso, Texas	7:00 p.m. MT
Saturday, March 3	✦ HOUSTON (CSS)	TUDOR FIELDHOUSE	7:00 p.m.
Wednesday, March 7 – Saturday, March 10	C-USA Tournament	Memphis, Tenn.	

✦ Denotes Conference USA game.

First-round games of the South Padre Island Invitational played on campus sites. Remaining games played at the South Padre Island Convention Center.

Game times are subject to change.

East Carolina Pirates

Location | **Greenville, N.C.**
Basketball Coach | **Jeff Lebo**
Home Court |

Williams Arena at Minges Coliseum

Basketball SID | **Jody Jones**
Office Number | **252.737.4524**
Email Address | **jonesjod@ecu.edu**
Web Site | **ecupirates.com**

Florida A&M Rattlers

Location | **Tallahassee, Fla.**
Basketball Coach | **Clemon Johnson**
Home Court | **Galimore-Powell Athletic Fieldhouse**
Basketball SID | **Vaughn Wilson**
Office Number | **850.599.3200**
Email Address | **vaughn.wilson@famuedu**
Web Site | **FAMUAthletics.com**

Houston Baptist Huskies

Location | **Houston, Texas**
Basketball Coach | **Ron Cottrell**
Home Court | **Sharp Gymnasium**
Basketball SID | **Russ Reneau**
Office Number | **281.649.3098**
Email Address | **rreneau@hbu.edu**
Web Site | **hbuhuskies.com**

Houston Cougars

Location | **Houston, Texas**
Basketball Coach | **James Dickey**
Home Court | **Hofheinz Pavilion**
Basketball SID | **Jeff Conrad**
Office Number | **713.743.9410**
Email Address | **jaconrad@central.uh.edu**
Web Site | **uhcougars.com**

Iowa State Cyclones

Location | **Ames, Iowa**
Basketball Coach | **Fred Hoiberg**
Home Court | **Hilton Coliseum**
Basketball SID | **Mike Green**
Office Number | **515.294.7019**
Email Address | **mgreen@iastate.edu**
Web Site | **cyclones.com**

Lamar Cardinals

Location | **Beaumont, Texas**
Basketball Coach | **Pat Knight**
Home Court | **Montagne Center**
Basketball SID | **Erik Cox**
Office Number | **409.880.8329**
Email Address | **erik.cox@lamar.edu**
Web Site | **lamarcardinals.com**

Louisiana College Wildcats

Location | **Pineville, La.**
Basketball Coach | **Gene Rushing**
Home Court | **Walden Gymnasium**
Basketball SID | **Will Tubbs**
Office Number | **318.487.7590**
Email Address | **tubbs@lacollege.edu**
Web Site | **lcwildcats.net**

Marshall Thundering Herd

Location | **Huntington, W.Va.**
Basketball Coach | **Tom Herrion**
Home Court | **Cam Henderson Center**
Basketball SID | **TBA**
Office Number | **304.696.6525**
Email Address | **TBA**
Web Site | **herdzone.com**

Maryland Eastern Shore Hawks

Location | **Princess Anne, Md.**
Basketball Coach | **Frankie Allen**
Home Court | **William P. Hytche Athletic Center**
Basketball SID | **G. Stan Bradley**
Office Number | **410.651.6499**
Email Address | **gsbradley@umes.edu**
Web Site | **UMESHawks.com**

Memphis Tigers

Location | **Memphis, Tenn.**
Basketball Coach | **Josh Pastner**
Home Court | **FedEx Forum**
Basketball SID | **Lamar Chance**
Office Number | **901.678.2349**
Email Address | **lchance1@memphis.edu**
Web Site | **gotigersgo.com**

New Orleans Privateers

Location | **New Orleans, La.**
Basketball Coach | **Mark Slessinger**
Home Court | **Lakefront Arena**
Basketball SID | **Jason Plotkin**
Office Number | **504.280.6284**
Email Address | **jplotkin@uno.edu**
Web Site | **unoprivateers.com**

Northern Iowa Panthers

Location | **Cedar Falls, Iowa**
Basketball Coach | **Ben Jacobson**
Home Court | **McLeod Center**
Basketball SID | **Colin McDonough**
Office Number | **319.273.5456**
Email Address | **colin.mcdonough@uni.edu**
Web Site | **unipanthers.com**

St. Thomas Celts

Location | **Houston, Texas**
Basketball Coach | **Todd Smith**
Home Court | **Jerabeck Activity & Athletic Center**
Basketball Office Number | **713.831.7214**
Email Address | **tsmith1@stthom.edu**
Web Site | **stthom.edu**

SMU Mustangs

Location | **Dallas, Texas**
Basketball Coach | **Matt Doherty**
Home Court | **Moody Coliseum**
Basketball SID | **Herman Hudson**
Office Number | **214.768.1304**
Email Address | **hermanh@smu.edu**
Web Site | **SMUMustangs.com**

Southern Jaguars

Location | **Baton Rouge, La.**
Basketball Coach | **Rob Spivery**
Home Court | **F.G. Clark Center**
Basketball SID | **Kevin Manns**
Office Number | **225.771.2601**
Email Address | **kmanns@subr.edu**
Web Site | **facebook.com/SouthernUJaguars**

Southern Miss Golden Eagles

Location | **Hattiesburg, Miss.**
Basketball Coach | **Larry Eustachy**
Home Court | **Reed Green Coliseum**
Basketball SID | **Tim Andrzejewski**
Office Number | **601.266.4503**
Email Address | **timothy.andrzejewski@usm.edu**
Web Site | **southernmiss.com**

Temple Owls

Location | **Philadelphia, Pa.**
Basketball Coach | **Fran Danphy**
Home Court | **The Liacouras Center**
Basketball SID | **Larry Dougherty**
Office Number | **215.204.2588**
Email Address | **larry.dougherty@temple.edu**
Web Site | **OwlSports.com**

Texas Longhorns

Location | **Austin, Texas**
Basketball Coach | **Rick Barnes**
Home Court | **Frank Erwin Center**
Basketball SID | **Scott McConnell**
Office Number | **512.471.1345**
Email Address | **Scott.McConnell@athletics.utexas.edu**
Web Site | **TexasSports.com**

Texas A&M Aggies

Location | **College Station, Texas**
Basketball Coach | **Billy Kennedy**
Home Court | **Reed Arena**
Basketball SID | **Matt Simon**
Office Number | **979.862.5447**
Email Address | **matts@athletics.tamu.edu**
Web Site | **aggieathletics.com**

Texas A&M-Corpus Christi Islanders

Location | **Corpus Christi, Texas**
Basketball Coach | **Willis Wilson**
Home Court | **American Bank Center**
Basketball SID | **Matt Brady**
Office Number | **361.825.3410**
Email Address | **matthew.brady@tamucc.edu**
Web Site | **goislanders.com**

TGU Horned Frogs

Location | **Fort Worth, Texas**
Basketball Coach | **Jim Christian**
Home Court | **Daniel-Meyer Coliseum**
Basketball SID | **Andy Anderson**
Office Number | **817.257.1378**
Email Address | **a.anderson2@tcu.edu**
Web Site | **GoFrogs.com**

Tulane Green Wave

Location | **New Orleans, La.**
Basketball Coach | **Ed Conroy**
Home Court | **Fogelman Arena**
Basketball SID | **Brian Miller**
Office Number | **504.314.7219**
Email Address | **bmiller@tulane.edu**
Web Site | **tulanegreenwave.com**

Tulsa Golden Hurricane

Location | **Tulsa, Okla.**
Basketball Coach | **Doug Wojcik**
Home Court | **Donald W. Reynolds Center**
Basketball SID | **Don Tomkalski**
Office Number | **918.631.4688**
Email Address | **donald-tomkalski@utulsa.edu**
Web Site | **TulsaHurricane.com**

UAB Blazers

Location | **Birmingham, Ala.**
Basketball Coach | **Mike Davis**
Home Court | **Bartow Arena**
Basketball SID | **Aaron Jordan**
Office Number | **205.934.7920**
Email Address | **jordana@uab.edu**
Web Site | **uabsports.com**

UCF Knights

Location | **Orlando, Fla.**
Basketball Coach | **Donnie Jones**
Home Court | **UCF Arena**
Basketball SID | **Doug Richards**
Office Number | **407.823.2142**
Email Address | **drichards@athletics.ucf.edu**
Web Site | **ucfathletics.com**

UTEP Miners

Location | **El Paso, Texas**
Basketball Coach | **Tim Floyd**
Home Court | **Don Haskins Center Center**
Basketball SID | **Jeff Darby**
Office Number | **915.747.6652**
Email Address | **jdarby@utep.edu**
Web Site | **utepathletics.com**

Conference USA

Headquarters | **Irving, Texas**
Founded | **1995**
Main Number | **214.774.1300**
Commissioner | **Britton Banowsky**
Assistant Commissioner for Public Affairs |
Basketball Contact | **Courtney Morrison-Archer**
Email Address | **cmarcher@c-usa.org**
Office Number | **214.774.1352**
Web Site | **conferenceusa.com**

Mailing Address | **5201 N. O'Connor Blvd.**
Suite 300
Irving, TX 75039

Conference USA Press Row Numbers

East Carolina | **252.328.0135**
Houston | **713.743.9414**
Marshall | **304.696.3304**
Memphis | **901.205.2758**
Rice | **713.348.3929**
SMU | **214.768.7742.**
Southern Miss | **601.266.5428**
Tulane | **504.862.8122**
Tulsa | **918.631.5400 / 918.631.5401**
UAB | **205.934.0720**
UCF | **407.823.2477**
UTEP | **915.747.5154**

2011-12 Conference USA Format

Scheduling Format

16 Conference games. Each team will play a single game (home or away) against all of the other 11 teams and five "mirror" games.

2012 Championship

The 2012 Conference USA Championship will be played March 7-10 in Memphis, Tenn. (FedEx Forum).

2011 Championship Format

Each team qualifies for the tournament. The top four seeds each earn first-round byes with the winner of the championship gaining the league's automatic bid to the NCAA Championship.



2011-12 Rice Numerical Roster

No	Name	Pos	Ht	Wt	Cl-Exp	Hometown/Previous School
0	Ahmad Ibrahim	F	6-6	220	Fr.-HS	Beirut, Lebanon/Humble Christian Life Academy
1	Nate Schwarze	G	5-11	182	Sr.-3L	Chelsea, Mich./Chelsea HS
3	Tamir Jackson	G	6-3	194	Jr.-2L	Paterson, N.J./St. Benedict's Preparatory School
4	Connor Frizzelle	G	6-1	191	Sr.-3L	Red Oak, Texas/DeSoto HS
5	Emerson Herndon	F	6-9	235	Sr.-2L	Houston, Texas/Worthing HS
10	Dan Peera	G	6-0	185	Fr.-HS	Concord, Calif./De La Salle HS
12	Jarelle Reischel	F	6-6	212	Fr.-HS	Frankfurt, Germany/Point Pleasant Beach (N.J.) HS
14	Arsalan Kazemi	F	6-7	220	Jr.-2L	Esfahan, Iran/The Patterson School
15	Julian DeBose	G	6-4	196	Fr.-HS	Washington, D.C./St. John College High
20	Lucas Kuipers	F	6-8	217	Sr.-3L	Rochester, Minn./Mayo HS
30	David Chadwick	F	6-9	220	So.-1L	Charlotte, N.C./Latin School/Hargrave Military
31	Dylan Ennis	G	6-2	182	Fr.-HS	Brampton, Ontario/Chicago Lake Forest Academy
34	Omar Oraby	C	7-2	265	So.-1L	Cairo, Egypt/Modern English School
41	Seth Gearhart	F	6-7	208	Fr.-HS	Wilsonville, Ore./Wilsonville HS
44	J.R. Reynolds	F	6-5	185	So.-1L	Chicago, Ill./Whitney Young Magnet High School

Head Coach | **Ben Braun (Wisconsin, 1975)**

Associate Head Coach | **Louis Reynaud (San Francisco State, 1982)**

Assistant Coach | **Mike Roberts (Indiana, 2005)**

Assistant Coach | **Marco Morcos (Rutgers, 2005)**

Basketball Video Coordinator | **Mark Vick (Central Michigan, 1999)**

Basketball Trainer | **Dean Miller (California State-Sacramento, 1976)**

Basketball Strength & Conditioning | **Scott McLafferty (Louisiana Tech, 2007)**

Director of Basketball Operations | **Gaelyn Rose (Rice, 2010)**

2011-12 Rice Alphabetical Roster

No	Name	Pos	Ht	Wt	Cl-Exp	Hometown/Previous School
30	David Chadwick	F	6-9	220	So.-1L	Charlotte, N.C./Latin School/Hargrave Military
15	Julian DeBose	G	6-4	196	Fr.-HS	Washington, D.C./St. John College High
31	Dylan Ennis	G	6-2	182	Fr.-HS	Brampton, Ontario/Chicago Lake Forest Academy
4	Connor Frizzelle	G	6-1	191	Sr.-3L	Red Oak, Texas/DeSoto HS
41	Seth Gearhart	F	6-7	208	Fr.-HS	Wilsonville, Ore./Wilsonville HS
5	Emerson Herndon	F	6-9	235	Sr.-2L	Houston, Texas/Worthing HS
0	Ahmad Ibrahim	F	6-6	220	Fr.-HS	Beirut, Lebanon/Humble Christian Life Academy
3	Tamir Jackson	G	6-3	194	Jr.-2L	Paterson, N.J./St. Benedict's Preparatory School
14	Arsalan Kazemi	F	6-7	220	Jr.-2L	Esfahan, Iran/The Patterson School
20	Lucas Kuipers	F	6-8	217	Sr.-3L	Rochester, Minn./Mayo HS
34	Omar Oraby	C	7-2	265	So.-1L	Cairo, Egypt/Modern English School
10	Dan Peera	G	6-0	185	Fr.-HS	Concord, Calif./De La Salle HS
12	Jarelle Reischel	F	6-6	212	Fr.-HS	Frankfurt, Germany/Point Pleasant Beach (N.J.) HS
44	J.R. Reynolds	F	6-5	185	So.-1L	Chicago, Ill./Whitney Young Magnet High School
1	Nate Schwarze	G	5-11	182	Sr.-3L	Chelsea, Mich./Chelsea HS

Personnel Breakdown

By Class

Freshmen (6) | **Ahmad Ibrahim, Dan Peera, Jarelle Reischel, Julian DeBose,**

Dylan Ennis & Seth Gearhart

Sophomores (3) | **David Chadwick, Omar Oraby & J.R. Reynolds**

Juniors (2) | **Tamir Jackson & Arsalan Kazemi**

Seniors (4) | **Connor Frizzelle, Emerson Herndon, Lucas Kuipers & Nate Schwarze**

By College

Baker | **J.R. Reynolds**

Brown | **David Chadwick**

Duncan | **Julian DeBose & Dylan Ennis**

Hanszen | **Emerson Herndon & Lucas Kuipers**

Martel | **Ahmad Ibrahim & Jarelle Reischel**

McMurtry | **Tamir Jackson, Arsalan Kazemi & Omar Oraby**

Sid Richardson | **Nate Schwarze**

Wiess | **Connor Frizzelle**

Will Rice | **Seth Gearhart & Dan Peera**

Pronunciations

- 0 Ahmad Ibrahim | **Ah-Mad • A-bruh-ham**
- 1 Nate Schwarze | **Schwarz**
- 3 Tamir Jackson | **Tah-MER**
- 4 Connor Frizzelle | **Friz-zelle**
- 5 Emerson Herndon
- 10 Dan Peera | **PIER-uh**
- 12 Jarelle Reischel | **Juh-Rel • Ruh-Shell**
- 14 Arsalan Kazemi | **Are-suh-lan • Kah-Zeh-ME**
- 15 Julian DeBose | **DEE-BOS**
- 20 Lucas Kuipers | **KI-pers**
- 30 David Chadwick
- 31 Dylan Ennis | **In-us**
- 34 Omar Oraby | **O-rah-BE**
- 41 Seth Gearhart | **Gehr-Hart**
- 44 J.R. Reynolds



6-9 | 220 | So.-11 | Charlotte, N.C.

Latin School/Hargrave Military

30

David Chadwick

Career Highs

10 Points: J 15, 2011 at UTEP

3 Rebounds: 6 Times

1 Assist: 5 Times

1 Steal: M 5, 2011 at Houston

2 Blocks: F 19, 2011 vs Memphis

5 FG Made: J 15, 2011 at UTEP

1 3-Point FG Made: J 15, 2011 at UTEP

1 FT Made: D 23, 2010 vs ORU; F 26, 2011 vs East Carolina

2010-11

Scored 35 points and had 21 rebounds in 22 games of action during freshman season ... shot 59.3 percent from the field during the year (16-27) ... was 15-for-19 from the field inside the three-point line (78.9 percent) ... scored two points in his debut against Grambling State ... also had a rebound in the game ... credited with four early-season minutes of playing time against Saint Gregory's ... saw three minutes of action in the UALR including two-plus minutes late in the first period when the Owls went on a 13-2 run to take a three-point lead at halftime ... against Oral Roberts had a rebound and scored a point at the free throw line.

Saw significant minutes against Southern Miss and scored four, first-half points in the game ... also had two rebounds in nine minutes of action against USM ... scored a career-high 10 points on 5-for-6 shooting at UTEP ... also had three rebounds against the Miners as he more than doubled his previous playing time for the season in the game ... scored four points and equaled a season high with three rebounds in road win at Tulane ... in UTEP's return to Tudor Fieldhouse, scored his first three-pointer of the season and also had an assist ... equaled a career mark with three rebounds to go along with four points in 17 minutes of play at Marshall ... had

his first two career blocks on back-to-back defensive opportunities against Memphis ... in final regular-season game of the year at Houston, scored four points on 2-for-3 shooting, equaled a career high with three rebounds, had an assist, a block and credited with first career steal ... played four minutes in each of the Owls' two games at the Conference USA Championship ... knocked down his lone field goal attempt in the Owls' quarterfinal game against Tulsa.

Hargrave Military Academy

Originally signed out of high school to play at Washington State but after a coaching change at the Pac-10 school, enrolled at Hargrave Military Academy where he attended prep school for the past year ... started for Hargrave Military Academy team which posted a 24-1 record ... team was upset in the semifinals of the National Prep Championships.

David Chadwick Career Statistics


Year	G/GS	Min/Avg.	FG-A	Pct.	3FG-A	Pct.	FT-A	Pct.	Off.	Def.	Tot.	Avg.	PF/D	A	TO	Blk.	Stl.	Pts./Avg.
2010-11	22/0	138/6.3	16-27	.593	1-8	.125	2-4	.500	6	15	21	1.0	11/0	4	4	3	1	35/1.6

Charlotte Latin School

Averaged 19 points, 12 rebounds and four blocks as a senior at Charlotte Latin School ... shot 53 percent from the field ... was named First-Team All-Mecklenburg County ... high school team lost to eventual state champion Christ School in the first-round of the North Carolina state tournament, posting a 14-13 record ... averaged 19 points and 11 rebounds before suffering a broken wrist during the first game of conference plays ... high school team posted a 22-7 record, won the conference crown and was ranked No. 3 in the state for private schools ... high school coaches were Jerry Faulkner and Lane Odom.

Personal

Born Oct. 29, 1989 in Charlotte, N.C. ... son of David and Marilyn Chadwick ... has an older sister, Bethany, and a younger brother, Michael ... father played at the University of North Carolina, graduating in 1971 and went on to play professionally in Europe ... Brown College.



6-1 | 191 | Sr.-3L | Red Oak, Texas
DeSoto HS
4 Connor Frizzelle

Career Highs

- 25 Points: F 2, 2011 at Tulane
- 9 Rebounds: J 21, 2009 at Memphis
- 5 Assists: 4 Times
- 5 Steals: M 10, 2011 vs Tulsa
- 7 FG Made: 6 Times
- 6 3-Point FG Made: F 11, 2009 vs Southern Miss
- 10 FT Made: N 25, 2008 vs Lamar

Has played in all 95 games the Owls have competed in during his career ... during the past three years has started 55 games ... has scored 912 points, grabbed 205 rebounds, dished out 163 assists and been credited with 88 steals during his career ... additionally, has knocked down 124 three-pointers ... has a 9.6 points per game career scoring average ... through three seasons has an 85.6 career free throw percentage ... has three of the longest consecutive free throw streaks in school history (28, 23 and 21 straight).

2010-11

Named Conference USA's Scholar Athlete of the Year for the sport of men's basketball ... played in all 32 games as a junior, starting 17 contests ... started 11 of the Owls' last 12 games of the season ... only exception in which he did not start during the final segment of the season came when the Owls played host to Tulsa for Senior Night ... converted 90.1 percent of his free throw attempts (82-of-91) which established a Rice record, breaking the old season mark of 88.9 set by Greg Williams (Rice's current women's basketball coach)

during the 1966-67 season ... free throw percentage also ranked second in Conference USA ... converted final 11 free throw attempts of the season ... averaged 12.1 points per game during conference play ... scored in double figures in 11 of the Owls' last 14 games of the year ... named to the 2011 CoSIDA/Capital One Academic All-District VI Team ... unanimous selection to the 2011 Conference USA Men's Basketball All-Academic Team ... C-USA academic recognition marked the second straight year named to the league's all-academic team.

Scored 17 points in the second game of the season against Grambling State ... after a hard fall in the Saint Gregory's game limited him to just a minute of playing time, two days later played 27 minutes against UNT, finishing with nine points and four rebounds ... scored 11 points on 5-for-9 shooting against Arizona ... also had two steals against the Wildcats ... after not getting to the free throw line the previous three games, was 6-for-6 at the line against the Trojans ... scored 13 points against UALR ... free-throw performance against UALR was the fourth perfect performance during the first

Connor Frizzelle Career Statistics

Year	G/GS	Min/Avg.	FG-A	Pct.	3FG-A	Pct.	FT-A	Pct.	Off.	Def.	Tot.	Avg.	PF/D	A	TO	Blk.	Stl.	Pts./Avg.
2008-09	32/21	860/26.9	85-236	.360	38-113	.336	71-82	.866	12	77	89	2.8	60/1	55	58	0	22	279/8.7
2009-10	31/17	857/27.6	99-276	.359	51-145	.352	43-56	.768	4	53	57	1.8	65/0	63	50	0	21	292/9.4
2010-11	32/17	881/27.5	112-291	.385	35-116	.302	82-91	.901	10	49	59	1.8	46/1	45	54	0	45	341/10.7
Totals	95/55	2598/27.3	296-803	.369	124-374	.332	196-229	.856	26	179	205	2.2	171/2	163	162	0	88	912/9.6

segment of the season as he made 28 straight free throws, the third-longest consecutive streak in Rice history ... in 26 minutes of action against Oral Roberts, scored 15 points ... was 5-for-8 from the field and knocked down all three free throw attempts against ORU ... also had two assists and a steal ... in the Owls' win over LSU, knocked down four crucial shots from the line in the final seconds to ice the victory ... banged home a three-pointer to beat the buzzer and tie the TCU game at 30-30 at the break ... went on to score 13 points including a 9-for-10 performance at the free throw line in a 70-61 win over the Horned Frogs.

Scored a season-high 21 points against Southern Miss ... sent contest to overtime with his fourth three-pointer of the game ... also had four assists and two steals in 40 minutes of play vs. USM ... two key free throws on a technical foul with 27 seconds to play gave Rice a three-point lead against UCF ... went on to score 15 points and grab four rebounds in a 57-50 victory over the Knights ... knocked down a three-pointer with 12.1 seconds to play to send the Houston game to overtime ... scored 18 points, had four assists and two steals in the Owls' OT victory over the Cougars ... 6-for-12 shooting day and 17 points against SMU ... scored a career-high 25 points in the Owls' road win at Tulane ... was 7-for-13 from the field and made 5-of-6 three-pointers against the Green Wave ... scored 12 points on 4-for-9 shooting in win over Memphis ... went 6-for-9 from the field and finished with 15 points in overtime game played at SMU ... was 3-for-3 from three-point range against the Mustangs while playing a career-best 44 minutes ... equaled a career high with five assists in the Owls' game against East Carolina ... had just one turnover in 33

minutes of play against ECU ... began a streak of making final 11 free throws of the season by converting his final five attempts against the Pirates ... scored 12 points in road win at Houston.

Also scored 12 points in the Owls' first-round Conference USA Championship victory over SMU ... had a career-high five steals in addition to scoring 10 points and dishing out three assists in the Owls' C-USA quarterfinal game against Tulsa.

2009-10

Averaged 9.4 points, 2 assists and 1.8 rebounds as a sophomore ... named the Rice Basketball Challenge's Most Valuable Player after averaging 14.7 points, 1.7 rebounds and 3.3 assists over three games ... began the season making 10-of-14 three-pointers during the tournament ... scored 18 points in the opener against Sacramento State ... was 5-for-5 from three-point range in a 71-69 win over South Alabama ... fifth trey against the Jaguars gave Rice a 65-59 lead with 3:30 to play and came after South Alabama had tied the game at 59-59 ... registered a 16-point 5-assist game in the Owls' win over Santa Clara ... equaled a career high with the five dimes ... was 3-for-7 from three-point range against McNeese State ... was 6-for-13 from the field against the Cowboys, finishing with 17 points which was a point shy of a season scoring high.

Had a 14-point effort to go along with seven rebounds and two assists in loss to SMU ... scored 11 points in overtime game against Tulane ... registered double-figure scoring efforts in eight of the Owls' last 11 games, including 12 against Texas A&M-International ... scored the Owls' last eight points of the first half to pull Rice to

within three points at the break on the road at SMU ... finished with 16 points and three assists in return to his native Metroplex ... in road game against Houston, scored 12 points and had four rebounds ... over last two games of the regular season against UH and UCF, attempted 29 shots, setting a new career high in each game ... against the Knights, was 7-for-15 from the field, including 2-for-6 from three-point range en route to a season-high 19 points ... also had a team-high three assists against UCF ... closed out his sophomore season by scoring in double figures in the Owls' last three games ... matched a season high with five, three-pointers (5-for-6) against Tulsa at the GMC Sierra Conference USA Championship, leading Rice with 17 points ... also had two assists and three steals.

2008-09

Led Conference USA in free throw shooting, making 86.6 percent of his shots from the line ... free throw shooting mark set a Rice freshman record ... for the year averaged 8.7 points ... shot 36 percent from the field ... connected on 33.6 percent of his three-point attempts (38-of-113) ... also averaged 2.8 rebounds, 1.7 assists and 0.7 steals ... started the Owls' first seven games beginning with the season opener against Portland State ... at the Basketball Travelers Invitational finished with 14 points and five rebounds in a win over Cal Poly ... scored 18 points early in his freshman season against Lamar ... was 4-for-12 from the field but thrived at the free throw line where he made 10-of-11 shots ... came off the bench to score 11 points against Harvard ... scored seven points on 3-for-5 shooting in 27 minutes of play against Texas A&M.

In first Conference USA home game, scored 13 points and had three assists against SMU ... scored a team-high 14 points against UCF in his second straight double-figure scoring game ... the following week came off the bench to score a game-high 16 points at Memphis ... against the Tigers had a career-high nine rebounds and was 7-for-8 from the line ... lone free throw miss at Memphis ended a streak of 17 straight free throws made ... registered a career-high, 24-point game against Southern Miss ... was 6-for-9 from three-point range against USM as Rice set a school record with 16 treys ... was 7-of-13 from the field and had four assists in 38 minutes of play against the Golden Eagles ... in a road win at UCF, scored 13 points, knocking down 3-of-5 three-pointers to go along with three assists and two steals ... after being held to a total of 10 points in the Owls' final three regular season games, scored in double figures in both of the team's games played at the Conference USA Tournament ... scored 14 points in win over Marshall ... was 4-for-5 from the field including a 3-for-4 performance from three-point range against the Thundering Herd ... scored 10 points in the Owls' loss to Tulsa in the C-USA Tournament's quarterfinals.

DeSoto High School


A 2008 graduate of DeSoto High School in suburban Dallas ... concluded his playing career at DeSoto where as a senior he averaged 13 points, 3.0 rebounds and 4.5 assists for the Eagles ... was a Second-Team All-District 8-5A selection as a senior ... prep team advanced to the second round of the Class 5A state playoffs in 2008 ... sent playoff game against Colleyville Heritage into overtime with a game-tying three-pointer ... scored 19 points, had four assists and two rebounds in the Region 1 game ... DeSoto posted a 34-5 record his junior year and advanced to the Class 5A Region I finals ... averaged eight points, two rebounds and 3.2 assists as a junior ... high school coach was Chris Dyer.

Played his final two years at DeSoto after transferring from Red Oak High School ... as a sophomore at Red Oak, prep team posted a 29-7 record and won a district title for the first time in over 50 years ... led Class 4A in scoring during the 2005-06 season, averaging 26 points a game to go along with 5.5 assists and 2.5 steals ... high school coach at Red Oak was Stephen Foster.

Academically, was a Mu Alpha Theta Math Honor Society student at DeSoto ... as both a junior and senior received a SOAR award from DeSoto High School, maintaining better than a 95 percent average in core courses ... graduated sixth in his high school class of 500+ students.

Personal

Born April 1, 1990 in Dallas ... son of Paul and Sherry Frizzelle ... has an older sister, Monica, and a brother, Taylor, who played basketball at Southwestern Assembly of God University ... Kinesiology major at Rice ... Wiess College.



6-9 | 235 | Sr.-2L | Houston, Texas

Worthing HS

5

Emerson Herndon

Career Highs

13 Points: D 2, 2009 at Harvard

6 Rebounds: M 7, 2009 vs Tulsa

2 Assists: N 21, 2008 at BYU

1 Steal 6 Times

1 Block: 7 Times

5 FG Made: D 2, 2009 at Harvard

3 FT Made: N 13, 2009 at Harvard, M 7, 2009 vs Tulsa

Sidelined for the season after just five games of action junior year ... underwent surgery on left knee to repair a torn meniscus in mid-January ... through his third season on the Rice campus has played in 52 career games, scoring 85 points and grabbing 63 rebounds.

2010-11

During injury-shortened junior year, scored two points and grabbed six rebounds in five games of action ... missed the remainder of the season after playing four minutes against Arizona on Dec. 1 ... first points of the season came against Saint Gregory's ... was 1-for-3 from the field in a season-high seven minutes of action ... also had two rebounds against the Crusaders ... had a season-high three rebounds in his first action of the year against Grambling.

2009-10

Averaged 1.8 points and 1.0 rebounds during sophomore season ... saw action in 24 contests during the year, including the last

four regular-season games of the season ... out of the gates scored seven points against Sacramento State to match what was then a career high dating back to his rookie year ... against the Hornets was 2-for-2 from the field and 3-for-4 from the free throw line ... also had a blocked shot and a steal in the opener against Sac State ... registered career scoring highs in back-to-back games ... set a new career scoring high with 13 points on the road at Harvard ... was 5-for-10 from the field and also made 3-of-6 free throws ... had three rebounds, a block and a steal in 19 minutes off the bench against the Crimson ... scored eight points earlier in the same week against Texas ... was 4-for-7 from the field against the Longhorns ... scored on lone field goal attempt in overtime game against Tulane, knocking down a putback bucket.

2008-09

Played in 23 games including 14 Conference USA contests and the Owls' two games at the Conference USA Tournament ... for the year averaged 1.7 points and 1.4 rebounds ... first collegiate action

Emerson Herndon Career Statistics

Year	G/GS	Min/Avg.	FG-A	Pct.	3FG-A	Pct.	FT-A	Pct.	Off.	Def.	Tot.	Avg.	PF/D	A	TO	Blk.	Stl.	Pts./Avg.
2008-09	23/0	124/5.4	15-35	.429	0-0	.000	9-17	.529	11	21	32	1.4	22/0	4	4	3	2	39/1.7
2009-10	24/0	125/5.2	17-47	.362	0-0	.000	10-21	.476	8	17	25	1.0	24/1	2	9	4	4	44/1.8
2010-11	5/0	15/3.0	1-6	.167	0-0	.000	0-1	.000	2	4	6	1.2	2/0	0	0	0	0	2/0.4
Totals	52/0	264/5.1	33-88	.375	0-0	.000	19-39	.487	21	42	63	1.2	48/1	6	13	7	6	85/1.6

came against Cal Poly at the Basketball Travelers Invitational ... in the Owls' first win of the season, scored two points and grabbed two rebounds in six minutes of action ... played in all three games of the Basketball Travelers and converted a three-point play against North Florida during the final day of the invitational ... played a career-high 12 minutes off the bench at UAB, knocking down a pair of free throws to go along with three rebounds ... was 2-for-4 from the field and finished with five points, two rebounds and an assist in a home-court win over East Carolina ... pulled down four rebounds in just four minutes of play against the Knights ... wrapped up the regular season with a career game against Tulsa ... scored seven points and polished the glass for six rebounds including a couple offensive boards which led to second-chance points ... career numbers came in a career-high matching 12 minutes of play ... was 2-for-4 from the field and made 3-of-4 free throws ... matched career scoring mark with seven points against Tulsa at the Conference USA Tournament less than a week after the regular-season meeting ... in the second game against the Golden Hurricane was 3-for-6 from the field and had five rebounds.

Worthing High School

A 2008 graduate of Worthing High School where he was a First-Team District 19-4A selection ... also named to the All-Greater Houston team and was Worthing's Most Valuable Player ... as a junior, played on District 19-4A championship team which advanced to the Region 3 finals ... high school coach was Nathaniel Gillespie ... academically, was a Texas Scholar and a member of the National Honor Society ... graduated in the top 10 percent of his high school class.

Personal

Born Oct. 29, 1989 in Houston ... son of Herbert and Sharon Herndon ... has two older brothers, Roderick and Chamberlain ... Roderick played basketball at Wiley College in Marshall, Texas ... Chamberlain played football at the Air Force Academy ... majoring in Kinesiology at Rice ... Hanszen College.



6-3 | 194 | Jr.-2L | Paterson, N.J.

St. Benedict's Preparatory School

3

Tamir Jackson

Career Highs

25 Points: D 23, 2010 vs ORU

8 Rebounds: D 5, 2009 vs North Texas

8 Assists: D 16, 2010 vs UALR; F 3, 2010 vs Tulane

5 Steals: 5 Times

9 FG Made: D 19, 2009 at LSU

3 3-Point FG Made: J 12, 2011 vs Southern Miss

10 FT Made: F 23, 2011 at SMU

Has started all 63 games of his collegiate career and has already scored 778 points (12.3 points per game) ... in just two seasons has recorded 209 assists, 156 rebounds and 94 steals ... has led Rice in assists in 39 games while leading the squad in scoring 19 times during career.

2010-11

Scored 444 points during sophomore season, averaging 13.9 points an outing ... 14.3 points per game in Conference USA games led the team ... recorded 115 assists during the year, including a career-high matching eight in a win over UALR during the season ... ranked seventh in Conference USA in assists per game (3.6) ... ranked 14th in the league in scoring ... also had 41 steals during the season (ranked 13th in the league with a 1.3 pg average) ... his 1,064 minutes of playing time during the season ranks fifth all time in Rice history ... averaged 33.2 minutes of playing time during the year.

Returned to the court for a little extra time working on his shooting following a 2-for-9 performance from the field in the season opener against St. Thomas ... scored in double figures in each

of the Owls' next 14 games ... in second game of the season scored 17 points against Grambling State, going 6-for-8 from the field ... scored 15 points, had five assists and matched a career high with five steals in road game at Santa Clara ... established career high for steals with five the previous season and equaled that mark against Santa Clara ... began the 2010 Las Vegas Holiday Hoops Classic by equaling a career high with eight assists to go along with 12 points in a game played against UALR in Tudor Fieldhouse ... with Rice trailing by eight points in the first half, sparked a 13-2 run to close out the half against the Trojans ... had four assists on the Owls' final five field goals of the period against UALR ... free throws with 18 seconds to play gave Rice a three-point lead in its 66-63 victory over Stetson ... the two shots at the line also gave him another double-figure scoring game ... scored 11 points and had six assists against Miami ... closed out the 2010 Las Vegas Holiday Hoops Classic by scoring a career-high 25 points against Oral Roberts ... was 8-for-11 from the field, perfect in seven trips to the line and also had four assists in 30 minutes of play ... had 21 assists in four games played in the tournament ... celebrated his 20th birthday by scoring 16 points and dish-

Tamir Jackson Career Statistics

Year	G/GS	Min/Avg.	FG-A	Pct.	3FG-A	Pct.	FT-A	Pct.	Off.	Def.	Tot.	Avg.	PF/D	A	TO	Blk.	Stl.	Pts./Avg.
2009-10	31/31	948/30.6	115-305	.377	13-71	.183	91-137	.664	7	62	69	2.2	82/1	94	100	0	53	334/10.8
2010-11	32/32	1064/33.2	143-338	.423	24-68	.353	134-183	.732	25	62	87	2.7	81/1	115	87	0	41	444/13.9
Totals	63/63	2012/31.9	258-643	.401	37-139	.266	225-320	.703	32	124	156	2.5	163/2	209	187	0	94	778/12.3

ing out four assists in the Owls' 74-68 win over LSU ... was 4-for-5 from the field and knocked down a career-high eight free throws ... 8-for-9 performance at the line including six in the final 1:16 to help secure the Owls' victory over TCU.

Scored 19 points and had five assists in 38 minutes of play against Southern Miss ... scored nine of his 13 points in overtime in the Owls' victory over Houston ... scored 20 points in road win at Tulane ... was 5-for-10 from the field and made nine free throws (11 attempts) ... three assists and two steals against the Wave ... scored 20+ points six times in career including three straight league games in late February ... finished with 21 points in road game at Marshall then had 20 points to go with four rebounds and two steals in win over Memphis ... before fouling out early in overtime at SMU, scored 22 points, had four assists and three steals against the Mustangs ... had a steal and layup to cap a 10-0 Rice run that put the Owls up by 17 against Houston ... 72-57 win over the Cougars marked only the second time Rice swept games from the cross-town rival ... in the Owls' opening-round Conference USA Championship victory over SMU, scored 11 points and had seven assists ... closed out the year with a 15-point game against Tulsa in the tournament's quarterfinals.

2009-10

Only Rice player to start all 31 games and averaged 10.8 points along with 3.0 assists and 2.2 rebounds ... also averaged 1.7 steals which ranked fifth among Conference USA players ... his 10.8 points per game ranked 21st in the league while his 3.0 assist average

ranked 11th ... finished the season with 53 steals, establishing a new Rice freshman record that also marked the ninth-best single-season total in school history ... had 94 total assists ... led Rice in scoring a team-high 11 times and led the Owls in assists 18 times ... posted 17, double-figure scoring games ... averaged 10.3 points, 3.7 rebounds and 2.7 assists en route to being named to the Rice Basketball Challenge All-Tournament Team.

Had five assists in season-opening win against Sacramento State ... the following night scored 18 points in a win over South Alabama ... had 10 points and five rebounds in win over Furman ... was 6-for-13 from the field and finished with 13 points and eight rebounds against North Texas ... had five steals, establishing a career high, and Rice had 17 as a team in a 70-57 win over Santa Clara ... scored 19 points to establish an early-season scoring high at LSU, going 9-for-15 from the field ... shot better than 50 percent for the game ... also had three rebounds, two assists and a steal against the Tigers ... finished with 15 points and equaled a career high with five steals against Lamar ... scored 18 points and had five assists in win over McNeese State ... later in the week had six assists against TCU.

Equaled the early career mark with 19 points against Houston ... was 6-for-12 from the field, knocked down 6-of-7 free throws and had three assists against the Cougars ... scored 10 points and had four assists against Memphis ... matched a season high with five steals and also had five assists against SMU Foul trouble limited to four first-half minutes at Tulsa, but scored 18 points after the break ... also scored 18 points the following week against East Carolina ... scored 13 points and had a career-high eight assists in overtime

game against Tulane ... posted a career-high scoring game in second meeting with ECU, finishing with 22 points (7-for-16 from the field and 7-for-10 from the line) to go along with three assists and two steals ... scored 10 points and was one assist shy of equaling a career best with seven dimes in Owls' crosstown game at Houston ... three steals at UH gave him 51 for the season as he established a new Rice freshman record and moved into a tie for ninth on the record charts for steals in a season ... closed out the year by scoring 13 points on 5-for-13 shooting against Tulsa at the GMC Sierra Conference USA Championship ... had two steals in the game to move past Adam Peakes for ninth on the all-time list.


St. Benedict's Preparatory School

Named New Jersey's Player of the Year by NJ.com/Newark Star-Ledger ... averaged 16 points, four rebounds and three steals as a senior ... prep team posted a 25-3 record and was invited to play in the 2009 ESPN/RISE National High School Invitational ... the Gray Bees advanced to the tournament's semifinals before falling to the nation's No. 1 team, Oak Hill Academy ... scored 20 points including eight in the final quarter to keep St. Benedict's in the game ... helped St. Benedict's advance in the tournament by scoring a team-high 14 points in a win over St. Frances of Baltimore in the quarterfinals ... prep coach, Dan Hurley, picked up his 200th victory during the season ... as a junior averaged 14 points, 3.5 rebounds, 3.1 assists and 3 steals for a St. Benedict's team which posted a 24-1 record and finished the season ranked No. 2 in the nation in several national polls ... during junior season gained national attention when he scored

29 points in an ESPN-televised victory over then, No. 1 Oak Hill ... was named to the all-state team ... an early signee for the Owls who was the No. 28-ranked shooting guard in the 2008-09 signing class according to the ESPN College Basketball Prospect list at the time he inked with Rice.

Personal

Born Dec. 29, 1990 in Passaic, N.J. ... son of Taihessa Jackson Lee and Sam White ... has three younger siblings, Tamia White, Rayya Lee and Sam White ... cousin Raymond Felton plays for the Charlotte Bobcats ... Sport Management major ... McMurtry College.



6-7 | 220 | Jr.-2L | Esfahan, Iran
The Patterson School
Arsalan Kazemi

Career Highs

- 28 Points:** J 5, 2011 vs Tulane
- 19 Rebounds:** F 2, 2011 at Tulane
- 4 Assists:** J 26, 2011 vs Houston; F 19, 2011 vs Memphis
- 7 Steals:** M 6, 2010 vs UCF
- 4 Blocks:** J 5, 2011 vs Tulane; J 26, 2011 vs Houston
- 10 FG Made:** J 5, 2011 vs Tulane
- 14 FT Made:** D 4, 2010

In just two seasons has already scored 797 points and grabbed 623 rebounds ... averaging a double-double for his career at 12.9 points and 10.0 rebounds per contest ... 27 career double-doubles already ranks third all-time at Rice ... a 52.7 percent career shooter (251-476) ... also has registered 85 steals, 79 assists and 52 blocks during career.

2010-11

After being selected to the Conference USA All-Freshman Team previous season, named Second-Team All-Conference USA as a sophomore in a vote of the league's coaches and media ... received the United States Basketball Writers Association's Most Courageous Award during the week of the NCAA Final Four in Houston ... US-BWA All-District 7 pick as well as NABC All-District Second Team ... selected to NetScouts Basketball's All-International Team ... was named the Conference USA Player of the Week (Dec. 27) after being named to the 2010 Las Vegas Holiday Hoops Classic All-Tournament Team ... also named C-USA Co-Player of the Week the following week (Jan. 3) ... back-to-back C-USA Player of the Week honors marked just

the 14th time in league history a student-athlete had been received Player of the Week recognition in back-to-back weeks.

Only player in Conference USA to average a double-double at 15.2 points and 11.0 rebounds per game ... led Rice in scoring 15 times and had 29 double-figure scoring games ... 351 total rebounds ranks second in school history only to Michael Harris' 363 during the 2004-05 season ... finished the year ranked No. 7 nationally in rebounding and with 18 double-doubles tied for 11th nationally according to the final NCAA Division I statistics ... 64 of his 120 offensive rebounds lead to second-chance points ... scored 123 second-chance points during the year ... drew 22 player control fouls during sophomore season and now has drawn 33 charges over the course of his career.

Went to the free throw line 271 times during the season (second most in school history) and converted 195 attempts for a .720 percentage ... work in the gym helped him raise his free throw shooting percentage by better than 100 points from his freshman season ... made 10 or more free throws in six games during the season ... began his sophomore year with three straight double-doubles in-

Arsalan Kazemi Career Statistics

Year	G/GS	Min/Avg.	FG-A	Pct.	3FG-A	Pct.	FT-A	Pct.	Off.	Def.	Tot.	Avg.	PF/D	A	TO	Blk.	Stl.	Pts./Avg.
2009-10	30/21	836/27.9	105-198	.530	0-0	.000	100-164	.610	98	174	272	9.1	82/0	36	58	26	47	310/10.3
2010-11	32/30	954/29.8	146-278	.525	0-0	.000	195-271	.720	120	231	351	11.0	85/0	43	57	26	38	487/15.2
Totals	62/51	1790/28.9	251-476	.527	0-0	.000	295-435	.678	218	405	623	10.0	167/0	79	115	52	85	797/12.9

cluding a 17-point, 16-rebound performance on the road at Santa Clara ... prior to breaking for final exams in December, scored 24 points in win over Lamar and averaged 20.5 points in games against Arizona and the Cardinals ... was 9-for-10 from the field during the week and 23-of-28 from the free throw line (.821) ... 18 free throw attempts against Lamar ranks eighth in Rice school history ... posted a 15-point game against UALR in which he was 6-for-8 from the field ... registered double-doubles in all three games played in Vegas en route to being named to the 2010 Las Vegas Holiday Hoops Classic All-Tournament team ... averaged 20 points and 11.5 rebounds while shooting 64 percent from the field in four tournament games ... made seven field goals in each game played in Las Vegas ... scored 26 points in the Owls' game against Miami ... was 7-for-11 from the field, converted on 12-of-14 free throws and grabbed 14 rebounds against the Hurricanes ... for the first time in his career had 20-point outings in back-to-back games, finishing with 20 points against Oral Roberts the afternoon following the Miami game ... grabbed 17 rebounds to go with 19 points in the Owls' 74-68 win over LSU ... was 4-for-6 from the field and made 11-of-17 free throws ... followed up LSU game with a 20-point, 8-rebound effort against TCU ... was 10-for-11 at the line against the Horned Frogs.

Scored a career-high 28 points, going 10-for-14 from the field, against Tulane ... also had 13 rebounds en route to his 10th double-double and had a career-high four blocks ... scored 11 points and grabbed 14 rebounds in the Owls' road win at UCF ... in 39 minutes of playing time in the Owls' overtime victory over Houston, scored 17 points and grabbed 13 rebounds ... established a new career

high with four assists and equaled a career standard with four blocks against the Cougars ... 21-point, 16-rebound effort against SMU marked third-straight double-double ... at UAB went 11-for-11 from the free throw line and finished with a team-high 17 points ... registered double-double in win over Memphis, scoring 11 points and grabbing 12 rebounds while matching a career high with four assists ... helped the Owls notch a first-round win at the Conference USA Championship with a 24-point, 13-rebound effort against SMU ... was 9-for-14 from the field, had three assists and two steals as the Owls avenged a pair of regular-season losses against the Mustangs.

2009-10

Averaged 10.3 points and 9.1 rebounds as a freshman ... ranked second in Conference USA in rebounding ... set a Rice freshman record with 272 total rebounds which ranks as the ninth most in school history ... led Rice in rebounding 22 times during the year and had 12, double-figure rebounding games along with nine double-doubles ... 48 of his 98 offensive rebounds led to second-chance points ... scored 95 second-chance points ... connected on 53 percent of his field goal attempts (105-of-198) ... set new Rice freshman records by making 100-of-164 free throw attempts ... drew 11 charges during the year to lead Rice ... also had a team-leading 27 dunks and 31 deflections ... had 47 steals during the year including 17 total in the Owls' last six games ... blocked 26 shots which ties for 10th most in a season at Rice.

In collegiate debut scored 10 points, grabbed four rebounds, had two assists and two steals in win over Sacramento State ... in

road game at Arizona, scored 13 points and had 10 rebounds for his first career double-double ... was 5-for-7 from the field and knocked down all three of his free throw attempts ... five of his 10 rebounds at Arizona came on the offensive glass and he also had two blocks against the Pac-10 opponent ... scored eight points and hauled in nine rebounds in home-court game against Texas ... three of four field goals made against the Longhorns were dunks during a 4-for-6 shooting performance ... played 29 minutes off the bench and scored 12 points and grabbed 11 rebounds against North Texas ... also had two assists, two blocks and a steal against UNT ... provided the Owls with a spark off the bench, scoring 12 points and pulling down seven rebounds in a win over Santa Clara ... scored 12 points and had nine rebounds in 28 minutes of work at LSU ... started his first career game at Lamar and finished with 13 points, a season-high to that point in the season ... was 5-for-6 from the field and had rebounds along with two assists in 27 minutes of play ... 16-point, 10-rebound double-double against McNeese State ... followed up performance against McNeese with a 14-point effort at TCU en route to tallying a 9-for-12 shooting week.

Equaled a career rebounding high in the first half of the Houston game (11) and went on to have 14 boards ... team-leading 11 points and eight rebounds in road game at Tulane ... scored 15 points and grabbed 11 rebounds against Memphis ... had four dunks against the Tigers ... named Conference USA's Rookie of the Week following a 14-point, 14-rebound double-double in victory at East Carolina ... was 6-for-8 from the field and four of his five offensive rebounds led to Rice, second-chance points ... was also 6-for-8 from

the field against Tulane, registering a career-high 19-point game ... in addition to 13 rebounds against the Wave, equaled a career high with four steals and set a new assist standard with three ... scored 15 points and had 13 rebounds against UAB ... had an 18-point, 12-rebound effort against Texas A&M-International as the Owls took a break from league play.

Posted a 12-point effort on the road at UTEP, going 4-for-6 from the field and pulling down seven rebounds ... with his ninth double-double, which was posted at Houston, set the Rice freshman record for rebounds ... scored 11 points and had 12 rebounds against the Cougars ... scored all but one of his points in the second half at UH after getting into foul trouble ... closed out his freshman season by scoring eight points and grabbing 12 rebounds in loss to Tulsa at the GMC Sierra Conference USA Championship ... also had two steals in 36 minutes of action against the Golden Hurricane.

The Patterson School

Played his senior year at The Patterson School located near Lenoir, North Carolina ... scout.com has him ranked 82nd overall in the 2009 prep signing class ... the ESPN College Basketball Prospect list ranked him as the No. 81-ranked recruit in the 2009 signing class ... high school coach was Chris Cheney ... among the schools he considered were Maryland, Seton Hall, Louisville, Syracuse and Oklahoma State.

International Experience

Helped Iran to an 8-1 record at the 26th FIBA Asia Championship in 2011 ... Iran was 6-0 in pool play before being upset by Jordan, 88-84 ... Iran rebounded to win its last two games at the championship ... for the tournament averaged 12 points and 8.9 rebounds while shooting 65 percent from the field ... had an 18-point, 14-rebound in Iran's first-round win over Uzbekistan ... game against Uzbekistan was the first of back-to-back, 18-point games and scored in double figures in six games including the last four games Iran played ... had 13 points and 16 rebounds in Iran's loss to Jordan ... rebounded to score 13 and 17 points in two consolation games.


At the 2010 FIBA World Championships played in Turkey, averaged 12 points while shooting 48.7 percent from the field ... his 14 steals in five games was the most by a player in the preliminary round of the championship and his 2.8 steals per game was the highest average by a player in the tournament ... 7.4 rebounding average tied for ninth at the tournament ... nailed a key three-pointer to thwart a Tunisian comeback as Iran won its first game, 71-58 ... scored 14 points and had seven rebounds against Tunisia ... was 4-for-7 from the field and had four of Iran's eight steals in the game ... scored 14 points and grabbed four rebounds in Iran's 88-51 loss to Team USA ... was 5-for-8 from the field and had a game-high five steals against the team of NBA stars ... play against Team USA was highlighted by a layup in which he was fouled while driving into the lane as well as a

fourth-quarter dunk to cap a 2-on-1 break ... wrapped up play with his first double-double in a FIBA senior championship game, scoring 13 points to go with 14 rebounds in a 65-60 loss to Slovenia ... 14 rebounds tied for the most boards in a game during the tournament.

Captain of Iran's Under-19 team which played in the 2009 FIBA World Championships held in Auckland, New Zealand in July ... one of only two players in the tournament to average a double-double (16.6 points and 12.2 rebounds) ... ranked eighth in scoring and was second in rebounding ... was the tournament leader in steals, averaging four per game ... seven steals against Team USA was a tournament high ... his 20 rebounds against Angola tied for a tournament high and his 18 boards against Egypt tied for the third-most at the championship ... shot 48.6 percent from the field and 81.6 percent from the free throw line (31-of-38) ... also averaged 3.0 assists and 2.0 blocks at the 2009 World Championship ... helped lead his Iranian Under-17 national team to the 2007 West Asian championship and was named the tournament MVP ... national team went 5-0 at the tournament ... captain of team of '07 national team.

Personal

Born April 22, 1990 in Esfahan, Iran ... son of Yousef and Roya Kazemi ... has one younger sister, Bahar ... Sport Management major ... McMurry College.



6-8 | 217 | Sr.-3L | Rochester, Minn.

20

Mayo HS
Lucas Kuipers

Career Highs

19 Points: N 30, 2008 at Texas; F 17, 2010 at SMU

10 Rebounds: D 17, 2008 vs Harvard

5 Assists: J 30, 2010 at East Carolina

3 Steals: F 27, 2010 at UTEP; F 26, 2011 vs East Carolina

7 FG Made: D 20, 2008 at Duquesne; N 30, 2008 at Texas;

N 14, 2010 vs Grambling State

5 3-Point FG Made: F 17, 2010 at SMU

6 FT Made: N 12, 2010 vs St. Thomas

Has played in 79 career games, starting 56 contests ... tallied 632 points and 275 rebounds during his career ... also has registered 65 assists, 33 steals and 23 blocks while playing for the Owls ... career 74.7 percent shooter from the free throw line (65-87) ... named the 2010 Conference USA Scholar Athlete for basketball a two-time Conference USA Men's Basketball All-Academic Team selection.

2010-11

Prior to Senior Night, had started the first 28 games of the season ... against Tulsa, played off the bench for the first time this season as the Owls started all four members of their senior class ... played in all 32 games as a junior, starting 31 contests ... finished the year having scored 244 points and grabbing 108 rebounds ... for the season averaged 7.6 points and 3.4 rebounds ... also had 26 assists and 15 steals during the year ... came close to doubling his blocked shot total from the previous two seasons (12) with 11 during junior campaign ... named to the Conference USA Men's Basketball All-Academic Team for the second straight year.

In second game of the season posted a 7-for-7 performance from the field against Grambling State, scoring 15 points ... in 12 minutes of action in the second half, was 6-for-6 from the field and made his only three-point attempt in the win over the Tigers ... records for perfect shooting games date back to the 1970s and only on 12 occasions now has a player been perfect when attempting six or more shots ... 7-for-7 performance tied for the second-most field goals in a perfect shooting night on record ... registered second double-figure scoring game of the season, finishing with 13 points in 19 minutes of play at North Texas ... was 5-for-10 from the field before picking up fifth personal foul with 3:48 to play in the game ... also had six rebounds at UNT ... had a key, three-pointer to answer a Lamar trey and tie the game at 66-66 ... following basket to tie the Lamar game, the Owls would not trail again ... finished with eight points on 3-for-5 shooting including 2-for-3 from three-point range against the Cardinals ... at the Las Vegas Invitational, scored 12 points against Miami ... scored nine points in 27 minutes of action against LSU ... also had three rebounds and an assist in the victory

Lucas Kuipers Career Statistics

Year	G/GS	Min/Avg.	FG-A	Pct.	3FG-A	Pct.	FT-A	Pct.	Off.	Def.	Tot.	Avg.	PF/D	A	TO	Blk.	Stl.	Pts./Avg.
2008-09	16/9	389/24.3	56-117	.479	15-40	.375	13-22	.591	33	28	61	3.8	39/2	10	25	5	4	140/8.8
2009-10	31/16	750/24.2	88-229	.384	43-135	.319	29-35	.829	34	72	106	3.4	81/2	29	36	7	14	248/8.0
2010-11	32/31	691/21.6	91-211	.431	39-105	.371	23-30	.767	33	75	108	3.4	85/2	26	40	11	15	244/7.6
Totals	79/56	1830/23.2	235-557	.422	97-280	.346	65-87	.747	100	175	275	3.5	205/6	65	101	23	33	632/8.0

over the SEC school.

Scored eight points on 3-for-6 shooting against Tulane ... scored 10 points in the first half and finished with 13 points in the Owls' overtime game against Southern Miss ... was 5-for-8 from the field against USM and also had three assists while tying a career high with two blocks in 37 minutes of play against the Golden Eagles ... scored nine points, had two assists, a block and a steal in win over UCF ... scored four points, had four rebounds and a blocked shot in the Owls' home-court win over Houston ... made four three-pointers, including two on back-to-back possessions in the final minute of regulation to help force overtime in the Owls' road game at SMU ... scored a season-high 16 points against the Mustangs ... continued solid week with a 15-point game against East Carolina ... was 6-for-17 from the field and made 3-of-7 three-pointers, including one with 34 seconds to play to tie the score against the Pirates ... in final home game of the season against Tulsa, scored 14 points on 5-for-12 shooting to lead the Owls in scoring for the first time this season ... had two steals in 26 minutes of playing time ... also led Rice in scoring across town at Houston, finishing with 15 points as the Owls swept a home-and-home series from the Cougars ... closed out junior season with a 10-point, 8-rebound performance against Tulsa at the Conference USA Championship ... eight boards and four assists in the C-USA quarterfinal game against the Golden Hurricane were both season highs.

2009-10

Played in all 31 games, starting 16 as a sophomore ... averaged 8.0 points and 3.4 rebounds for the season ... began sophomore season by scoring 12 points and grabbing eight rebounds in the Owls' 81-51 win over Sacramento State ... chipped in 14 points in win over South Alabama ... scored 11 points on 5-for-9 shooting against North Texas ... finished with 11 points, going 5-for-8 from the field at Tulane ... returned to the starting lineup in road game at Tulsa ... starting nod came after he scored what was then a season-high 15 points at home against SMU ... was 5-for-11 from the field and knocked down 3-of-8 three-pointers ... had a career high five assists to go with 10 points in the Owls' road win at East Carolina ... scored 15 points on 5-for-10 shooting and grabbed four rebounds in win over Texas A&M International during a late, nonconference game ... knocked down a career-high five three-pointers (13 attempts) and matched a career high with 19 points at SMU ... scored 14 points in back-to-back games against East Carolina and Marshall ... knocked down a three-pointer for the Owls' first points en route to an eight-point effort against Tulsa at the GMC Sierra Conference USA Championship ... was 3-for-7 off the bench against the Golden Hurricane while playing 28 minutes.

2008-09

Suffered a broken wrist during a mid-January practice and missed the remainder of the season ... prior to the injury, had played in the Owls' first 16 games and had started the last nine contests ... averaged 8.8 points and 3.8 rebounds for the season ... more than half of his 61 rebounds came on the offensive glass ... of his 33 offensive rebounds, 20 led to second-chance points ... despite playing just a half of a season, 41 second-chance points was one shy of a team high for the year ... played 19 minutes off the bench against Portland State in collegiate debut, knocking down a second-half three-pointer for his first career points ... at the Basketball Travelers Invitational in Provo, Utah, scored six points against host BYU, knocking down 2-of-6 three-point attempts in the game ... had a 4-for-4 shooting night against North Florida at the Basketball Travelers, finishing with eight points and three rebounds ... scored nine points, had five rebounds and a steal against Lamar ... had a career scoring game at Texas where he drained 4-of-6 three-pointers and finished with 19 points ... was 5-for-5 from the field in the first half, including four, three-pointers ... for the game was 7-of-11 from the field, had three rebounds, an assist and a steal ... was the first player off the bench in five of seven games before moving into the starting

lineup ... first career start came against UTSA and responded with 14 points in 37 minutes of play ... was 6-of-13 from the field against the Roadrunners and led the team with eight rebounds ... scored 16 points and had four rebounds at Duquesne ... was 7-for-12 from the field ... credited with his first career double-double against Harvard, scoring 14 points and pulling down 10 rebounds ... during a five-possession segment of the second half of a road win at UALR, made four field goals ... scored 15 points, had three rebounds, two assists and a block in 32 minutes of play at UALR ... the day before breaking wrist, scored 10 points and grabbed six rebounds in a win over SMU in the Owls' second game of conference play.

Mayo High School

Three-year starter at Mayo High School where he scored over 1,000 points and finished his prep career as the school's second-leading rebounder ... was a three-time All-Big Nice Conference selection ... as a senior, averaged 19 points and nine rebounds to lead the team ... also averaged 1.5 blocks and one steal per game ... shot 54 percent from the field and 40 percent from beyond the three-point arc ... named all-state honorable mention and all-conference ... helped lead Mayo to a Section championship and an appearance in

the Minnesota state tournament senior year ... Shaun Lang-coached team posted a 21-5 record during 2007-08 season ... most memorable moment of the year was being part of a two-player tandem in which both players scored 27 points and pulled down 14 rebounds in a game that Mayo won by 40 points ... named to the National Society of High School Scholars ... member of the Dean's List who carried a 4.0 grade point average ... academic all-state selection ... as a junior, averaged 15 points and nine rebounds to lead Mayo in both statistical categories ... shot 50 percent from the field ... tabbed all-conference and all-state honorable mention ... junior team posted a 17-9 record.

2008-09

Born Aug. 13, 1990 in Rochester, Minn. ... son of Suzanna and Bernard Kuipers ... youngest of six children ... has three older brothers - Jonathan, Benjamin and Joseph - as well as two older sisters - Rachel and Hannah ... sister Rachel is a 2008 graduate of Rice University ... father played basketball at Western Michigan ... Kinesiology major ... Hanszen College.



7-2 | 265 | So.-11 | Cairo, Egypt
Modern English School
34 Omar Oraby

Career Highs

- 9 Points: J 8, 2011 at Tulsa
- 4 Rebounds: J 8, 2011 at Tulsa
- 2 Steals: J 8, 2011 at Tulsa
- 1 Blocks: 5 Times
- 4 FG Made: J 8, 2011 at Tulsa
- 1 Free Throw Made: 5 Times

2010-11

Saw action in 16 games during rookie season ... averaged 2.0 points and 1.1 rebounds as a freshman ... first career points came against Grambling State ... was 2-for-3 in the game and established a career high with two rebounds and had a block in the game ... in four minutes of action against Arizona scored five points ... was 2-for-2 from the field and knocked down his first career free throw attempt ... was 2-for-2 from the field in six minutes of play against UALR, finishing with four points, a block and a steal ... saw most significant playing time at Tulsa, scoring nine points, grabbing four rebounds and registering two steals in 14 minutes of action ... played nine minutes against UTEP and had three rebounds and a block in the game ... scored seven points against Tulsa in the quarterfinals of the Conference USA Championship played in El Paso ... in eight minutes of playing time against TU, was 3-for-4 from the field and also grabbed three rebounds.

International Experience

Extensive international experience as a member of Egypt's Junior National team ... one of the leading rebounders and shot blockers at FIBA's 2009 U19 World Championship played in New Zealand

... ranked fourth at the championship in rebounding, averaging 8.4 boards per game and was ninth in blocks, averaging 1.4 per contest ... additionally, averaged 11.9 points and shot 53.9 percent from the field over eight games played at the championship ... had double-doubles in Egypt's final two games, capped by a 24-point, 11-rebound effort against Kazakhstan ... also had a 13-point, 12-rebound game against Spain during the tournament ... in pool play, led Egypt with 15 points and had eight rebounds against Team USA ... played in the same championship as an Iranian team captained by current Rice forward Arsalan Kazemi.


A member of Egypt's 2008 FIBA Africa U18 Championship team which won the African Cup with an 8-0 record ... averaged nine points and six rebounds during the championship ... junior national team was coached by Hesham Saleh.

Personal

Born Sept. 8, 1991 in Cairo, Egypt ... son of Tarek Saiid Oraby and Omneya Saad Gohar ... brother, Mohamed, played handball for the Egyptian National Team ... has an older sister, Mayar ... McMurtry College.

Omar Oraby Career Statistics

Year	G/GS	Min/Avg.	FG-A	Pct.	3FG-A	Pct.	FT-A	Pct.	Off.	Def.	Tot.	Avg.	PF/D	A	TO	Blk.	Stl.	Pts./Avg.
2010-11	16/0	57/3.6	14-24	.583	0-0	.000	4-11	.364	8	9	17	1.1	15/0	0	9	4	3	32/2.0



6-5 | 185 | So.-11 | Chicago, Ill.

44

Whitney Young High School

J.R. Reynolds

Career Highs

2 Points: F 19, 2011 vs Memphis

2 Rebounds: F 12, 2011 at UAB

4 FG Made: F 19, 2011 vs Memphis

2010-11

Played in 15 games during rookie season ... first action in a Conference USA game came in the Owls' road victory at Tulane ... equaled what was then a season high with three minutes of action against UTEP when he was used primarily for his defensive ability ... saw eight minutes of action and grabbed two rebounds in game at UAB ... scored first career points and played a season-high 12 minutes in the Owls' victory over Memphis ... played in nine games during league play plus saw action against Tulsa in the quarterfinals of the Conference USA Championship ... ended the year having played in 10 of the Owls' last 11 games ... sang the National Anthem at a women's game early in the season.

Whitney Young Magnet High School

Averaged 10 points, five rebounds, three assists, one block and 0.8 steals per game as a senior ... member of Whitney Young High School team which lost in the finals of the Illinois Class 4A State Championship senior year ... team won the Red-West Conference championship ... the Dolphins posted a 23-6 record and were ranked among the top 10 teams in the nation for most of the 2009-10 season ... scored 25 points, going 6-for-8 from three-point range in a

game against Al Raby High School ... a four-year honor roll student who was a member of National Honor Society ... had the highest GPA on Whitney Young's basketball team and was a Principal Scholar all four years of high school ... a member of the school's concert choir and gospel choir who was a state finalist in the Illinois High School Association (IHSA) vocal competition.

As a junior, played on Whitney Young team which captured the State of Illinois 4A championship ... team also won the Red-West Conference championship ... averaged six points, three rebounds and two assists as a junior ... labeled a defensive stopper ... most memorable game of his junior year came at the Proviso West Tournament where against Zion Benton he scored 12, first-quarter points as he knocked down four straight three-pointers en route to a 16-point game ... high school coach was Tyrone Slaughter ... was active in National Honor Society and a four-year honor roll student.

Personal

Born Aug. 17, 1992 in Chicago ... son of Sandra Reynolds and James Reynolds, Jr. ... has two younger siblings, Kendall and Miles ... father played basketball at Wisconsin at Lacrosse ... has an interest in pursuing a career in investment banking ... Baker College.

J.R. Reynolds Career Statistics

Year	G/GS	Min/Avg.	FG-A	Pct.	3FG-A	Pct.	FT-A	Pct.	Off.	Def.	Tot.	Avg.	PF/D	A	TO	Blk.	Stl.	Pts./Avg.
2010-11	15/0	45/3.0	1-6	.167	0-1	.000	0-0	.000	0	4	4	0.3	5/0	0	3	0	0	2/0.1



5-11 | 182 | Sr.-3L | Chelsea, Mich.

Chelsea HS

Nate Schwarze

1

Career Highs

6 Points: D 21, 2010 vs Stetson

4 Rebounds: N 12, 2010 vs St. Thomas

3 Assists: 5 Times

3 Steals: J 9, 2010 at UCF; D 22, 2010 vs Miami

2 FG Made: D 21, 2010 vs Stetson

2 3-Point FG Made: D 21, 2010 vs Stetson

1 FT Made: N 21, 2008 at BYU; D 22, 2010 vs Miami

Has played in 77 games during three-year career, starting five games ... has scored 32 points and pulled down 47 rebounds during career ... also has 42 assists and 26 steals.

2010-11

Played in the first 23 games of the season, starting one contest, before a lower back injury sidelined him for the UAB and Marshall games ... returned to play final minute in Owls' victory over Memphis and saw three minutes of playing time on the road at SMU ... saw action in 29 games as a junior, starting one contest ... scored 20 points and had 19 assists during the year ... averaged a career-high 8.7 minutes of action during the season ... scored three points against both Santa Clara and Saint Gregory's, knocking down his lone shot of each game, a three-pointer ... began the year with a career-high four rebounds in the Owls' season-opening win over St. Thomas ... equaled previous career mark with three boards later in the year against both Grambling State and Saint Gregory's ... matched a career high with three assists on the road at North Texas

... came off the bench to knock down his lone field goal attempt, a three-pointer, and finished with four points and three assists against UALR ... two of his three assists against the Trojans led to Rice dunks ... began play in Las Vegas at the 2010 Holiday Hoops Classic with a career-high, six-point effort in a win over Stetson ... was 2-for-3 from three-point range in the game ... had two steals in the Owls' win over TCU ... played 20 minutes in road game at Tulsa and had three points and three rebounds while not turning over the ball ... received starting nod in the Owls' game against Southern Miss.

2009-10

Played in 26 games as a sophomore including all 16 Conference USA contests ... saw action in two games of the Rice Basketball Challenge ... played seven minutes in road game at Harvard and had an assist along with a steal against the Crmson ... started four straight games for the Owls during Conference USA play ... was 0-for-1 shooting but had three assists in a career-best 21 minutes of play in first career start coming at UCF ... also deflected a couple

Nate Schwarze Career Statistics

Year	G/GS	Min/Avg.	FG-A	Pct.	3FG-A	Pct.	FT-A	Pct.	Off.	Def.	Tot.	Avg.	PF/D	A	TO	Blk.	Stl.	Pts./Avg.
2008-09	22/0	72/3.3	2-6	.333	1-4	.250	1-5	.200	1	6	7	0.3	7/0	8	5	0	2	6/0.3
2009-10	26/4	175/6.7	2-12	.167	2-9	.222	0-0	.000	4	13	17	0.7	19/0	15	9	0	14	6/0.2
2010-11	29/1	251/8.7	6-17	.353	6-15	.400	2-6	.333	4	19	23	0.8	28/0	19	11	0	10	20/0.7
Totals	77/5	498/6.5	10-35	.286	9-28	.321	3-11	.273	9	38	47	0.6	54/0	42	25	0	26	32/0.4

balls including one which led to a shot clock violation ... recorded 18 minutes of playing time in which he had one assist, one steal and no turnovers in the Owls' road win at East Carolina ... saw 18 minutes of action against Texas A&M International and equaled a career high with three assists ... at Houston knocked down his lone field goal attempt, a three-point basket.

2008-09

Played in 22 games as a freshman ... saw action in 11 of 16 Conference USA games, including the Owls' last three contests ... for the year scored six points and grabbed seven rebounds ... was 2-for-6 from the field shooting ... had eight assists and two steals during the year ... first career playing time came at BYU during the Basketball Travelers Invitational ... scored first career points in the game, finishing with four points and a steal against the Cougars ... established an early career high for assists against North Florida at the Basketball Travelers with three ... matched career assist mark with three dimes in five minutes of play against Duquesne ... saw a career-high 11 minutes of action against UAB ... at the Conference USA Tournament, played five minutes in the quarterfinal game against Tulsa and had two assists.

Prior to Rice

Four-year letterman at Chelsea High School who graduated in 2007 ... was a two-year captain, team's MVP senior year and set school records for career assists and steals ... went on to pursue post-graduate studies last year at Phillips Exeter Academy in New Hampshire where he also played.

Chelsea High School

Averaged 15.2 points, 3.3 steals, 3.0 rebounds and 6.2 assists for team which posted a 23-2 record senior year ... was tabbed to All-Southeastern Conference, All-Area and named to the Michigan All-State squad ... was selected to play in the Michigan All-Star Game ... team captured district and conference championships ... listed a game-winning shot against Ann Arbor Pioneer as well as an 18-point, 10-steal, nine-assist effort against Dexter as his most memorable games of his senior season ... high school coach was Robin Raymond ... also played football for Chelsea and was named first-team all-state as well as all-conference and all-area ... was named to the Detroit Free-Press' Dream Team at wide receiver, one of only 22 players recognized ... additionally, was named the Ronald Holland Award recipient which is also presented by the Detroit Free Press to the Dream Team member with the highest grade point average ... academically, was a cum laude graduate of Chelsea ... a National Honor Society selection who was named academic all-state ... was an all-conference and all-area selection junior year when Chelsea was 19-4 and captured district and conference titles.

Phillips Exeter Academy

Averaged 7.5 points and 5.1 assists during season at the college preparatory school ... was selected the team's captain ... Jay Tilton and Malcolm Wesselink-coached team posted a 17-5 record during the 2007-08 season.

Personal

Born July 26, 1988 in Lansing, Mich. ... son of Carl and Priscilla Schwarze ... has two younger siblings, Matt and Krystin ... Economics and Sports Management double major at Rice ... Sid Richardson College.



6-4 | 196 | Fr.-HS
Washington, D.C.
St. John College High School
Julian DeBose

15

St. John College High School

First-team All-Metropolitan as well as a First-Team All-Washington Catholic Athletic Conference selection ... named the team's Most Outstanding Senior ... named to the all-tournament team at the Piggly Wiggly Roundball Classic held in North Charleston, S.C. ... helped lead St. John's to the championship game of the tournament ... scored 16 points in the championship game ... began senior season with a 30-point performance over Georgetown Prep to snap a three-game losing streak ... for the season averaged 17.5 points, six rebounds and two blocks ... was named All-WCAC honorable mention as a junior ... high school coach was Paul Destefano.

Personal

Julian DeBose ... born April 28, 1992 in Washington, D.C. ... son of Julius and Michelle DeBose ... has two older siblings, Chante Ford and LaKisha Blalock ... father played basketball and Bowie State ... cousins, Brian and Jay DeBose, played football at Delaware and Delaware State, respectively ... Duncan College.



6-2 | 182 | Fr.-HS
Bampton, Ontario, Canada
Chicago Lake Forest Academy
Dylan Ennis

31

Lake Forest Academy

Team MVP was an all-area selection as well as ranked among the Top 20 players in Illinois ... ranked as one of the Top 30 point guards in the country by ESPN ... as a senior, averaged 23 points, seven assists, eight rebounds, three steals and a block ... in a game against Culver Academy, scored a career-high 41 of the team's 51 points ... helped lead the Caxys to a 21-4 record ... high school team was coached by Matt Vaughn ... was also named Lake Forest Academy's team MVP following a junior season in which he averaged 20 points, four assists and a steal ... in an effort to send Lake Forest's seniors out on a strong note, nailed seven three-pointers in

the final home game of the year ... also attended Wings Academy in Bronx, N.Y., where he was coached by Billy Turnage ... additionally, played organized/team soccer for eight years and also played one year of high school football.

Personal

Dylan Jonathan Ennis ... born Dec. 26, 1991 in Toronto, Canada ... son of Suzette Ennis and Tony McIntyre as well as Jonathan Howell ... older brother Brandon plays for the University of the District of Columbia ... has four younger siblings, Tyler, Brittany, Dominique and Tyylon ... Duncan College.



6-7 | 208 | Fr.-HS
Wilsonville, Ore.
Wilsonville High School
Seth Gearhart

41

Wilsonville High School

Averaged 18.1 points, 8.1 rebounds and 1.8 assists en route to being named to the Class 5A Oregon All-State First-Team as a senior ... unanimously selected the Northwest Oregon Conference Player of the Year and also named to the Class 5A All-Tournament team ... playing for coach Chris Roche, shot 54 percent from the field and was an 81-percent shooter at the free throw line ... prep team shared the NWOC title and advanced to the state semifinals ... high school team was 97-16 during four-year career ... in three seasons as a starter, the Wildcats won three consecutive NWOC championships, made three trips to the state tournament, and finished third, fourth and third, respectively, at the state tournament ... along the way became Wilsonville's all-time leader in rebounding (503), single-game scoring (33), single-game field goals made (15)

and career free throws made (292) ... ranks second all-time in scoring at Wilsonville with 1,286 points ... also finished career with 142 steals, 490 field goals, .549 field goal percentage and .766 free throw percentage ... as a junior, named first-team All-Northwest Oregon Conference as well as second-team all-state ... also played baseball at Wilsonville.

Personal

Seth Clarence Gearhart ... born Oct. 17, 1992 in Wilsonville, Ore. ... son of Rolf and Lauren Gearhart ... has a younger sister, Nicole, who is a senior at Wilsonville ... Will Rice College.



6-6 | 220 | Fr.-HS
Beirut, Lebanon
Humble Christian Life Academy
Ahmad Ibrahim

O

Christian Life Academy

Averaged 18 points, nine rebounds and four assists while seeing playing time at all three perimeter positions ... helped lead Christian Life Academy to a 30-5 record ... while playing for coach Carlos Wilson, was named to the all-tournament teams at the American Airlines Alaska Shootout in Anchorage as well as the Santa Maria Prep Classic played in Santa Maria, Calif. ... as a junior, attended Mountain State Academy, a college preparatory school located in Beckley, W.Va. ... helped lead his high school team to the semifinals of the 2010 ESPN RISE National High School Invitational tournament ... team advanced to the national tournament's semifinals with a 59-53 win over Oak Hill Academy ... closed out the scoring in the upset victory with a break-away dunk ... averaged 15 points, six rebounds and three assists as a junior.

International Experience

In 2010, represented Lebanon at the 21st FIBA Asia U18 Championship played in Sana'a, Yemen ... in seven games played in the championship, averaged 20.2 points, 4.8 rebounds and 2.0 assists ... Lebanon tied for fifth in its preliminary round of games with a 2-1 record and was 2-3 in the second round of pool play ... scored 32 points against South Korea during the preliminary round and finished with 31 points against Chinese Taipei in the second round ... in addition to playing in the U18 Championship, also played with Lebanon's senior national team in 2010, averaging 12 points per game during the team's tour of Japan and Taiwan ... first grabbed international attention playing for Lebanon's U18 team as a 16-year old playing at the 2008 FIBA Asia U18 Championship ... averaged 32 points per game through the first two rounds of the tournament

... during the second round of the championship, scored 49 points against Kazakhstan before chipping in 34 points in back-to-back games against China and Syria.

Personal

Ahmad Ali Ibrahim ... born Feb. 18, 1992 in Beirut, Lebanon ... son of Ali Ibrahim and Chadia Ibrahim ... has five siblings, Maya, Mirna, Rana, Racha and Mohamad ... cousin, Mohamad Ibrahim is a member of Lebanon's national team and played in the 2011 FIBA Asia Championship ... Martel College.



6-0 | 185 | Fr.-HS
Concord, Calif.
De La Salle High School
Dan Peera


10

De La Salle High School

Member of high school team which captured the Nor Cal Championship ... the Spartans defeated favored Castro Valley for the Nor Cal title and advanced to play in the California state championship game ... team also captured the East Bay Athletic League championship senior year, posting a 27-5 overall record ... De La Salle also won the EBAL championship junior year ... team defeated Newark Memorial in the North Coast Section Championship after losing to the same opponent a year earlier in the state playoffs ... Spartans posted a 26-3 record during the 2009-10 season ... high school coach was Frank Allocco ... National Honor Society member who was also involved in the Student Coalition on Respectful Education.

Personal

Daniel Peera ... born Dec. 24, 1992 in Des Plaines, Ill. ... son of Dennis and Alberta Peera ... has a younger brother, Michael ... Will Rice College.



6-6 | 212 | Fr.-HS
Frankfurt, Germany
Point Pleasant Beach (N.J.) HS
Jarelle Reischel

12

Point Pleasant Beach (N.J.) High School

Named the Kerwin Award recipient for the second straight season which is given annually to the best player in New Jersey's Shore Conference ... also selected the Player of the Year by the Shore Conference coaches ... averaged 22.1 points, 10.4 rebounds, 4.0 assists, 3.9 steals and 1.5 blocks ... also shot 78.9 percent from the free throw line on 208 attempts ... in a 56-55 win over two-time defending Shore Conference Tournament champion Christian Brothers Academy in the league's quarterfinals, scored 27 points, had 11 rebounds and five assists ... win over Christian Brothers sent the Garnet Gulls to the SCT semifinals for the first time since 1968 ... team went on to reach the Central Jersey Group I semifinals ... averaged 23 points, 12 rebounds, four assists and 3.5 steals as a junior ... named the Kerwin Award recipient, given annually to the

best player in the Shore Conference ... led the Garnet Gulls to a 20-6 record as a junior ... helped lead Point Pleasant Beach to a school record for wins and a Class B Central Division championship as a member of the Shore Conference with an 11-1 record ... divisional title was the first since 1968 ... lived in Germany until he was 16 ... became a starter his first season playing U.S. organized basketball ... as a sophomore averaged 21 points and nine rebounds ... earned First-Team All-Ocean County as well as to the All-Jersey Shore Third-Team ... high school coach was Nick Catania ... in his three seasons became Point Pleasant Beach's all-time leading scorer with 1,683 points (21.9 ppg) ... also had 899 career rebounds (11.7 rpg).

Personal

Jarelle Reischel ... born May 17, 1992 in Frankfurt, Germany ... son of Terry Carter and Anna Reischel ... Martel College.

David Chadwick 2010-11 Game-by-Game

Date	Opponent	Min	FG-A	3FG-A	FT-A	Reb	A	BL	ST	PTS
N 14	Grambling St	2	1-2	0-1	0-0	1	0	0	0	2
N 18	at Santa Clara	1	0-0	0-0	0-0	0	0	0	0	0
N 21	St. Gregory's	4	0-1	0-1	0-0	0	0	0	0	0
D 1	Arizona	2	0-1	0-0	0-0	0	0	0	0	0
D 16	UALR	3	0-0	0-0	0-0	0	0	0	0	0
D 23	v ORU	2	0-0	0-0	1-2	1	0	0	0	1
J 12	Southern Miss	9	2-2	0-0	0-0	2	0	0	0	4
J 15	at UTEP	24	5-6	0-1	0-0	0	0	0	0	0
J 22	at UCF	1	0-0	0-0	0-0	0	0	0	0	0
J 26	Houston	3	0-0	0-0	0-0	0	0	0	0	0
J 29	SMU	12	0-0	0-0	0-0	1	0	0	0	0
F 2	at Tulane	12	2-3	0-1	0-0	3	0	0	0	4
F 5	UTEP	8	1-2	1-2	0-0	1	1	0	0	3
F 12	at UAB	1	0-0	0-0	0-0	0	0	0	0	0
F 16	at Marshall	17	2-5	0-2	0-0	3	0	0	0	4
F 19	Memphis	3	0-0	0-0	0-0	1	0	2	0	0
F 23	at SMU	3	0-0	0-0	0-0	0	0	0	0	0
F 26	ECU	4	0-0	0-0	1-2	0	1	0	0	1
M 2	Tulsa	3	0-0	0-0	0-0	0	0	0	0	0
M 5	at Houston	16	2-3	0-0	0-0	3	1	1	1	4
M 9	v SMU	4	0-1	0-0	0-0	1	0	0	0	0
M 10	v Tulsa	4	1-1	0-0	0-0	1	0	0	0	2

Connor Frizzelle 2008-09 Game-by-Game

Date	Opponent	Min	FG-A	3FG-A	FT-A	Reb	A	BL	ST	PTS
N 15	Portland State	31	1-7	0-2	1-2	2	1	0	0	3
N 20	v Cal Poly	27	4-8	1-2	5-6	5	2	0	1	14
N 21	at BYU	17	2-6	0-4	0-0	3	0	0	0	4
N 22	v. North Florida	22	2-8	2-6	0-0	2	3	0	0	6
N 25	Lamar	30	4-12	0-5	10-11	4	1	0	2	18
N 30	at Texas	25	2-12	1-5	2-2	1	0	0	0	7
D 4	UTSA	20	3-4	0-0	1-1	1	1	0	2	7
D 6	Texas State	18	0-3	0-2	4-4	1	2	0	0	4
D 17	Harvard	20	3-7	1-4	4-4	1	0	0	3	11
D 20	at Duquesne	27	1-6	1-5	3-4	0	3	0	0	6
D 22	Oklahoma	18	2-8	1-4	0-0	4	1	0	0	5
D 28	at UALR	24	0-5	0-3	5-6	2	1	0	0	5
D 31	Texas A&M	27	3-5	1-1	0-0	2	0	0	2	7
J 3	at Richmond	13	0-1	0-0	8-8	4	0	0	0	8
J 10	at Tulane	14	1-2	0-1	0-0	0	1	0	0	2
J 14	SMU	22	4-6	3-4	2-2	3	2	0	0	13
J 17	UCF	29	4-8	2-5	4-4	2	2	0	0	14
J 21	at Memphis	33	3-9	3-4	7-8	9	2	0	0	16
J 24	at UAB	27	2-8	0-1	0-0	4	1	0	0	4
J 28	Tulane	31	4-11	1-3	0-1	5	3	0	0	9
J 31	East Carolina	34	4-10	3-4	1-2	3	5	0	1	12
F 7	at Houston	25	1-5	0-3	2-2	3	3	0	0	4
F 11	Southern Miss	38	7-13	6-9	4-4	2	4	0	0	24

F 14	at ECU	40	5-12	1-6	1-2	3	3	0	4	12
F 18	UTEP	25	1-5	1-3	0-0	4	2	0	0	3
F 21	at SMU	35	4-8	4-5	2-3	3	2	0	0	14
F 25	at UCF	33	5-9	3-5	0-0	2	3	0	2	13
F 28	Houston	31	1-8	0-5	0-0	1	2	0	1	2
M 4	at Marshall	31	2-5	0-2	0-0	4	1	0	0	4
M 7	Tulsa	33	1-8	0-4	2-2	2	0	0	2	4
M 11	v Marshall	32	4-5	3-4	3-4	4	1	0	2	14
M 12	v Tulsa	28	5-12	0-2	0-0	3	3	0	0	10

Connor Frizzelle 2009-10 Game-by-Game

Date	Opponent	Min	FG-A	3FG-A	FT-A	Reb	A	BL	ST	PTS
N 13	Sacramento St.	28	7-10	4-5	0-0	2	3	0	0	18
N 14	USA	40	6-10	5-5	0-0	3	3	0	0	17
N 15	HBU	30	2-9	1-4	4-4	0	4	0	1	9
N 19	at Arizona	32	3-12	1-5	0-0	3	0	0	1	7
N 24	Furman	27	4-7	1-3	0-0	0	2	0	1	9
N 29	Texas	36	0-10	0-2	0-0	4	3	0	1	0
D 2	at Harvard	32	2-6	2-3	1-2	0	2	0	0	7
D 5	North Texas	32	4-10	2-8	0-0	0	2	0	1	10
D 16	Santa Clara	38	4-9	4-7	4-6	3	5	0	2	16
D 19	at LSU	31	0-3	0-0	2-2	2	1	0	1	2
D 23	at Lamar	28	2-13	1-10	2-4	0	3	0	2	7
D 29	McNeese St.	26	6-13	3-7	2-2	4	2	0	0	17
J 2	at TCU	20	2-9	1-5	1-2	0	0	0	0	6

J6	Houston	25	2-4	2-4	0-0	4	3	0	0	6
J9	at UCF	23	2-5	1-2	0-0	2	0	0	0	5
J13	at Tulane	19	1-4	0-1	0-0	0	4	0	0	2
J16	Memphis	26	1-8	1-6	4-4	1	2	0	0	7
J20	SMU	36	6-15	1-7	1-2	7	2	0	2	14
J23	at Tulsa	18	0-6	0-2	6-6	3	1	0	0	6
J30	at ECU	17	1-8	1-3	2-2	1	3	0	1	5
F3	Tulane	27	4-13	2-7	1-1	2	1	0	0	11
F6	UAB	30	4-7	1-4	1-2	2	1	0	1	10
F8	TAMUI	27	4-9	1-4	3-3	3	0	0	1	12
F13	at USM	21	1-3	0-2	2-2	3	2	0	1	4
F17	at SMU	31	6-12	3-9	1-2	0	3	0	0	16
F20	East Carolina	20	1-4	0-2	0-0	0	0	0	0	2
F24	Marshall	21	3-5	2-3	3-4	0	1	0	1	11
F27	at UTEP	15	3-9	2-6	0-0	0	0	0	1	8
M3	at Houston	31	5-14	2-7	0-1	4	5	0	0	12
M6	UCF	35	7-15	2-6	3-5	1	3	0	3	19
M10	vTulsa	35	6-14	5-6	0-0	3	2	0	0	17

Connor Frizzelle 2010-11 Game-by-Game

Date	Opponent	Min	FG-A	3FG-A	FT-A	Reb	A	BL	ST	PTS
N12	St. Thomas	26	3-10	1-7	2-4	4	0	0	3	9
N14	Grambling St	31	4-11	1-4	8-8	1	0	0	2	17
N18	at Santa Clara	29	4-8	2-2	4-4	3	1	0	4	14
N21	St. Gregory's	1	0-0	0-0	0-0	0	0	0	0	0
N23	at North Texas	27	3-13	1-3	2-2	4	4	0	2	9
N27	at Texas	21	2-6	0-2	0-0	0	1	0	0	4
D1	Arizona	27	5-9	1-2	0-0	1	1	0	2	11
D4	Lamar	25	3-10	1-5	0-0	0	1	0	1	7
D16	UALR	26	3-8	1-5	6-6	3	1	0	0	13
D21	v Stetson	2	0-2	0-2	0-0	0	0	0	0	0
D22	v Miami	5	0-1	0-0	0-0	0	1	0	0	0
D23	v ORU	26	5-8	2-3	3-3	0	2	0	1	15
D29	LSU	23	2-11	0-3	9-10	3	0	0	0	13
J2	TCU	26	5-10	1-4	3-4	0	2	0	1	14
J5	Tulane	24	4-6	0-2	0-0	0	1	0	2	8
J8	at Tulsa	32	2-11	2-6	0-0	3	2	0	1	6

J12	Southern Miss	40	7-17	4-10	3-4	4	4	0	2	21
J15	at UtEP	18	1-7	0-5	0-0	1	1	0	1	2
J22	at UCF	26	4-9	1-4	6-6	4	0	0	0	15
J26	Houston	40	5-12	2-5	6-6	2	4	0	2	18
J29	SMU	37	6-12	2-6	3-4	2	2	0	0	17
F2	at Tulane	38	7-13	5-6	6-6	1	4	0	1	25
F5	UTEP	36	5-12	1-4	2-2	3	0	0	3	13
F12	at UAB	37	5-11	0-0	4-4	3	0	0	1	14
F16	at Marshall	35	2-10	0-5	0-0	4	2	0	2	4
F19	Memphis	29	4-9	0-1	4-6	2	0	0	1	12
F23	at SMU	44	6-9	3-3	0-0	2	1	0	1	15
F26	East Carolina	33	1-9	0-4	5-6	3	5	0	1	7
M2	Tulsa	19	1-6	0-0	2-2	3	1	0	2	4
M5	at Houston	33	4-11	2-8	2-2	2	1	0	3	12
M9	v SMU	33	4-9	2-3	2-2	0	0	0	1	12
M10	v Tulsa	32	5-11	0-2	0-0	1	3	0	5	10

Emerson Herndon 2008-09 Game-by-Game

Date	Opponent	Min	FG-A	3FG-A	FT-A	Reb	A	BL	ST	PTS
N 20	v Cal Poly	6	1-4	0-0	0-0	2	0	0	0	2
N 21	at BYU	6	1-3	0-0	0-0	1	2	1	1	2
N 22	v North Florida	8	1-1	0-0	1-1	2	0	0	0	3
N 30	at Texas	2	0-0	0-0	0-0	0	0	0	0	0
D 17	Harvard	5	1-1	0-0	0-0	0	0	0	0	2
D 20	at Duquesne	2	0-1	0-0	0-0	0	0	0	0	0
J 3	at Richmond	1	0-0	0-0	0-0	0	0	0	0	0
J 14	SMU	3	0-1	0-0	0-0	1	0	0	0	0
J 17	UCF	2	0-0	0-0	0-0	1	0	0	0	0
J 21	at Memphis	11	1-2	0-0	1-4	1	1	0	0	3
J 24	at UAB	12	0-1	0-0	2-2	3	0	0	1	2
J 28	Tulane	7	0-1	0-0	0-0	2	0	0	0	0
J 31	East Carolina	7	2-4	0-0	1-2	2	1	0	0	5
F 7	at Houston	1	0-0	0-0	0-0	0	0	0	0	0
F 11	Southern Miss	2	1-1	0-0	0-0	0	0	0	0	2
F 14	at East Carolina	7	1-1	0-0	0-0	0	0	0	0	2
F 18	UTEP	9	0-2	0-0	0-0	1	0	1	0	0
F 21	at SMU	3	0-0	0-0	0-0	0	0	0	0	0
F 25	at UCF	4	1-1	0-0	0-0	4	0	1	0	2
M 4	at Marshall	2	0-1	0-0	0-0	1	0	0	0	0
M 7	Tulsa	12	2-4	0-0	3-4	6	0	0	0	7
M 11	v Marshall	3	0-0	0-0	0-1	0	0	0	0	0
M 12	v Tulsa	9	3-6	0-0	1-3	5	0	0	0	7

Emerson Herndon 2009-10 Game-by-Game

Date	Opponent	Min	FG-A	3FG-A	FT-A	Reb	A	BL	ST	PTS
N 13	Sacramento St.	9	2-2	0-0	3-4	2	0	1	1	7
N 14	USA	2	0-0	0-0	0-0	0	0	0	0	0
N 15	HBU	8	1-5	0-0	1-2	4	1	0	0	3
N 19	at Arizona	12	1-3	0-0	0-0	3	0	0	1	2
N 24	Furman	5	0-0	0-0	0-1	1	0	0	0	0
N 29	Texas	7	4-7	0-0	0-0	2	0	0	0	8
D 2	at Harvard	19	5-10	0-0	3-6	3	0	1	1	13
D 5	North Texas	10	2-5	0-0	0-0	2	0	0	0	4
D 16	Santa Clara	3	0-0	0-0	0-0	0	0	0	0	0
D 19	at LSU	8	1-3	0-0	0-2	1	0	1	0	2
D 23	at Lamar	6	0-1	0-0	1-2	1	0	0	0	1
J 2	at TCU	3	0-0	0-0	0-0	0	0	0	0	0
J 6	Houston	2	0-3	0-0	0-0	1	0	0	0	0
J 13	at Tulane	2	0-1	0-0	0-0	1	0	0	0	0
J 20	SMU	1	0-0	0-0	1-2	0	0	0	0	1
J 23	at Tulsa	3	0-1	0-0	0-0	0	0	0	0	0
F 3	2	1-1	0-0	0-0	1	0	0	0	0	2
F 6	UAB	5	0-1	0-0	0-0	0	1	0	0	0
F 8	TAMUI	1	0-1	0-0	0-0	0	0	0	0	0
F 13	at USM	5	0-1	0-0	0-0	1	0	0	0	0

F 24	Marshall	4	0-0	0-0	0-0	1	0	0	1	0
F 27	at UTEP	1	0-0	0-0	0-0	0	0	0	0	0
M 3	at Houston	5	0-1	0-0	1-2	1	0	1	0	1
M 6	UCF	2	0-1	0-0	0-0	0	0	0	0	0

Emerson Herndon 2010-11 Game-by-Game

Date	Opponent	Min	FG-A	3FG-A	FT-A	Reb	A	BL	ST	PTS
N 14	Grambling St	2	0-2	0-0	0-0	3	0	0	0	0
N 18	at Santa Clara	2	0-0	0-0	0-0	1	0	0	0	0
N 21	St. Gregory's	7	1-3	0-0	0-0	2	0	0	0	2
N 27	at Texas	0	0-0	0-0	0-0	0	0	0	0	0
D 1	Arizona	4	0-1	0-0	0-1	0	0	0	0	0

Tamir Jackson 2009-10 Game-by-Game

Date	Opponent	Min	FG-A	3FG-A	FT-A	Reb	A	BL	ST	PTS
N 13	Sacramento St.	24	1-7	1-3	0-0	1	5	0	3	3
N 14	USA	38	6-15	0-4	6-9	4	2	0	2	18
N 15	HBU	33	3-9	0-3	4-5	6	1	0	3	10
N 19	at Arizona	37	4-15	0-5	3-3	3	1	0	2	11
N 24	Furman	36	3-7	0-1	4-4	5	4	0	2	10
N 29	Texas	32	3-8	0-2	2-6	1	4	0	2	8
D 2	at Harvard	25	1-6	1-3	4-4	1	2	0	2	7
D 5	North Texas	36	6-13	1-2	0-0	8	5	0	0	13
D 16	Santa Clara	24	1-6	0-3	3-4	0	2	0	5	5
D 19	at LSU	30	9-15	1-2	0-1	3	2	0	1	19
D 23	at Lamar	29	6-14	1-4	2-2	4	0	0	5	15
D 29	McNeese St.	33	6-13	2-5	4-5	5	5	0	2	18
J 2	at TCU	22	2-5	0-2	0-2	2	6	0	1	4
J 6	Houston	32	6-12	1-3	6-7	4	3	0	0	19
J 9	at UCF	33	6-16	1-1	4-5	4	2	0	1	17
J 13	at Tulane	29	3-8	0-1	3-4	1	2	0	1	9
J 16	Memphis	33	2-8	1-1	5-6	1	4	0	0	10
J 20	SMU	31	1-5	0-2	3-6	4	5	0	5	5
J 23	at Tulsa	23	6-11	0-0	6-7	2	2	0	1	18
J 30	at ECU	28	6-14	2-2	4-5	0	3	0	1	18
F 3	Tulane	42	5-15	0-3	3-3	1	8	0	2	13
F 6	UAB	36	4-9	0-0	1-3	2	2	0	2	9
F 8	TAMUI	24	1-5	0-2	1-2	0	3	0	1	3

F 13	at USM	34	3-7	0-2	3-5	1	5	0	0	9
F 17	at SMU	28	1-5	0-1	1-3	0	1	0	0	3
F 20	ECU	36	7-16	1-4	7-10	2	3	0	2	22
F 24	Marshall	23	2-6	0-1	0-4	1	2	0	1	4
F 27	at UTEP	31	3-8	0-2	2-4	2	2	0	1	8
M 3	at Houston	32	3-9	0-2	4-6	1	7	0	3	10
M 6	UCF	25	0-5	0-3	3-8	0	0	0	0	3
M 10	vTulsa	29	5-13	0-2	3-4	0	1	0	2	13

Tamir Jackson 2010-11 Game-by-Game

Date	Opponent	Min	FG-A	3FG-A	FT-A	Reb	A	BL	ST	PTS
N 12	St. Thomas	31	2-9	1-5	0-0	1	2	0	0	5
N 14	Grambling St	33	6-8	1-1	4-4	1	3	0	1	17
N 18	at Santa Clara	34	6-15	1-1	2-5	3	5	0	5	15
N 21	St. Gregory's	22	6-10	0-1	2-2	2	0	0	1	14
N 23	at North Texas	33	6-14	1-3	2-2	1	1	0	1	15
N 27	at Texas	34	4-9	0-1	4-6	2	1	0	1	12
D 1	Arizona	31	3-9	0-0	7-12	2	3	0	1	13
D 4	Lamar	26	4-9	0-2	4-6	5	2	0	0	12
D 16	UALR	32	5-11	2-5	0-0	6	8	0	1	12
D 21	v Stetson	31	3-11	0-2	4-8	2	3	0	0	10
D 22	v Miami	35	2-7	1-2	6-6	0	6	0	0	11
D 23	v ORU	30	8-11	2-2	7-7	4	4	0	1	25
D 29	LSU	34	4-5	0-0	8-13	3	4	0	1	16
J 2	TCU	28	2-9	0-2	8-9	3	1	0	0	12

J 5	Tulane	34	5-13	0-1	2-3	1	6	0	1	12
J 8	at Tulsa	31	3-6	0-0	2-2	3	2	0	1	8
J 12	Southern Miss	38	5-12	3-4	6-8	3	5	0	1	19
J 15	at UTEP	31	2-8	0-2	0-0	1	2	0	0	4
J 22	at UCF	37	3-12	0-0	4-6	4	4	0	0	10
J 26	Houston	42	5-11	0-0	3-5	2	5	0	2	13
J 29	SMU	34	5-12	0-1	2-5	5	5	0	5	12
F 2	at Tulane	36	5-10	1-3	9-11	2	3	0	2	20
F 5	UTEP	35	3-13	1-2	4-4	3	6	0	3	11
F 12	at UAB	37	6-8	1-2	0-0	3	5	0	3	13
F 16	at Marshall	37	7-14	1-6	6-7	1	3	0	1	21
F 19	Memphis	34	6-10	1-2	7-10	4	1	0	2	20
F 23	at SMU	32	6-14	0-3	10-13	1	4	0	3	22
F 26	East Carolina	32	5-8	2-3	6-8	3	4	0	2	18
M 2	Tulsa	33	4-11	1-3	4-5	3	1	0	0	13
M 5	at Houston	39	3-9	1-2	6-10	5	5	0	2	13
M 9	v SMU	34	3-13	1-5	4-4	5	7	0	0	11
M 10	v Tulsa	34	6-17	2-2	1-2	3	4	0	0	15

Arsalan Kazemi 2009-10 Game-by-Game

Date	Opponent	Min	FG-A	3FG-A	FT-A	Reb	A	BL	ST	PTS
N 13	Sacramento St.	20	2-5	0-0	6-6	4	2	0	2	10
N 14	USA	15	0-2	0-0	2-4	3	0	0	1	2
N 15	HBU	16	3-6	0-0	0-1	4	0	1	1	6
N 19	at Arizona	24	5-7	0-0	3-3	10	1	2	0	13
N 24	Furman	17	2-2	0-0	1-2	9	0	2	0	5
N 29	Texas	24	4-6	0-0	0-1	9	0	0	2	8
D 5	North Texas	29	3-10	0-0	6-7	11	2	2	1	12
D 16	Santa Clara	20	4-8	0-0	4-5	7	2	0	4	12
D 19	at LSU	28	5-10	0-0	2-6	9	2	0	1	12
D 23	at Lamar	27	5-6	0-0	3-4	9	0	2	0	13
D 29	McNeese St.	29	5-7	0-0	6-12	10	1	0	2	16
J 2	at TCU	32	4-5	0-0	6-7	7	2	1	0	14
J 6	Houston	35	3-10	0-0	2-6	14	2	1	2	8
J 9	at UCF	25	2-3	0-0	4-8	5	0	1	1	8
J 13	at Tulane	31	4-8	0-0	3-4	8	1	1	2	11
J 16	Memphis	37	7-12	0-0	1-5	11	0	0	4	15
J 20	SMU	29	4-6	0-0	7-10	9	2	0	0	15
J 23	at Tulsa	28	3-6	0-0	2-2	11	2	0	1	8
J 30	at ECU	33	6-8	0-0	2-2	14	0	2	1	14
F 3	Tulane	38	6-8	0-0	7-8	13	3	1	4	19
F 6	UAB	27	5-7	0-0	5-7	13	3	3	0	15
F 8	TAMUI	30	5-6	0-0	8-14	12	2	2	0	18

F 13	at USM	29	0-3	0-0	4-8	6	1	1	1	4
F 17	at SMU	32	1-6	0-0	0-0	8	3	2	0	2
F 20	ECU	29	2-4	0-0	1-2	9	0	0	3	5
F 24	Marshall	25	2-8	0-0	1-4	7	1	0	2	5
F 27	at UTEP	35	4-6	0-0	4-10	7	1	0	1	12
M 3	at Houston	21	4-8	0-0	3-4	12	1	2	2	11
M 6	UCF	35	3-8	0-0	3-7	9	1	0	7	9
M 10	v Tulsa	36	2-7	0-0	4-5	12	1	0	2	8

Arsalan Kazemi 2010-11 Game-by-Game

Date	Opponent	Min	FG-A	3FG-A	FT-A	Reb	A	BL	ST	PTS
N 12	St. Thomas	24	2-3	0-0	9-10	14	2	1	0	13
N 14	Grambling St	28	4-7	0-0	4-5	10	0	1	0	12
N 18	at Santa Clara	34	6-8	0-0	5-6	16	0	0	2	17
N 21	St. Gregory's	24	6-13	0-0	7-9	8	3	0	3	19
N 23	at North Texas	30	5-11	0-0	1-2	12	0	0	0	11
N 27	at Texas	28	3-5	0-0	7-10	8	0	0	1	13
D 1	Arizona	29	4-5	0-0	9-10	6	2	0	1	17
D 4	Lamar	31	5-5	0-0	14-18	11	0	1	1	24
D 16	UALR	31	6-8	0-0	3-6	9	2	1	1	15
D 21	v Stetson	32	7-10	0-0	5-6	12	0	0	1	19
D 22	v Miami	31	7-11	0-0	12-14	14	1	0	0	26
D 23	v ORU	29	7-13	0-0	6-9	11	0	1	0	20
D 29	LSU	31	4-6	0-0	11-17	17	1	1	2	19

J 2	TCU	28	5-7	0-0	10-11	8	2	0	1	20
J 5	Tulane	35	10-14	0-0	8-12	13	2	4	1	28
J 8	at Tulsa	31	4-8	0-0	6-9	15	1	0	3	14
J 12	Southern Miss	29	3-5	0-0	4-6	7	3	1	1	10
J 15	at UTEP	19	1-7	0-0	0-0	10	2	0	1	2
J 22	at UCF	32	3-11	0-0	5-10	14	2	0	1	11
J 26	Houston	39	7-16	0-0	3-7	13	4	4	4	17
J 29	SMU	34	4-8	0-0	13-15	16	1	0	1	21
F 2	at Tulane	32	4-10	0-0	3-3	19	1	1	1	11
F 5	UTEP	22	1-3	0-0	3-5	10	0	1	1	5
F 12	at UAB	31	3-8	0-0	11-11	5	1	1	1	17
F 16	at Marshall	32	6-12	0-0	4-6	9	1	2	2	16
F 19	Memphis	33	3-9	0-0	5-6	12	4	0	3	11
F 23	at SMU	35	1-4	0-0	4-4	9	1	2	2	6
F 26	East Carolina	31	4-5	0-0	5-8	11	0	2	0	13
M 2	Tulsa	28	3-10	0-0	5-9	7	1	0	0	11
M 5	at Houston	24	4-11	0-0	5-8	8	3	0	0	13
M 9	v SMU	33	9-14	0-0	6-9	13	3	1	1	24
M 10	v Tulsa	24	5-11	0-0	2-10	4	0	1	2	12

Lucas Kuipers 2008-09 Game-by-Game

Date	Opponent	Min	FG-A	3FG-A	FT-A	Reb	A	BL	ST	PTS
N 15	Portland State	19	1-3	1-2	0-0	1	0	0	0	3
N 20	v. Cal Poly	8	0-0	0-0	0-0	2	1	0	0	0
N 21	at BYU	20	2-9	2-6	0-0	1	0	0	0	6
N 22	v. North Florida	15	4-4	0-0	0-0	3	1	0	0	8
N 25	Lamar	24	4-10	1-3	0-0	5	0	0	1	9
N 30	at Texas	27	7-11	4-6	1-2	3	1	0	1	19
D 4	UTSA	37	6-13	0-1	2-3	8	0	2	1	14
D 6	Texas State	36	4-8	1-3	0-1	7	3	0	0	9
D 17	Harvard	28	6-11	0-0	2-4	10	1	0	0	14
D 20	at Duquesne	34	7-12	2-3	0-0	4	0	0	0	16
D 22	Oklahoma	24	1-4	0-1	2-2	3	0	1	0	4
D 28	at UALR	32	6-12	2-4	1-1	3	2	1	0	15
D 31	Texas A&M	28	1-7	0-5	3-4	1	1	0	0	5
J 3	at Richmond	22	1-1	1-1	0-0	1	0	0	0	3
J 10	at Tulane	13	2-7	1-4	0-0	3	0	1	1	5
J 14	SMU	22	4-5	0-1	2-5	6	0	0	0	10

Lucas Kuipers 2009-10 Game-by-Game

Date	Opponent	Min	FG-A	3FG-A	FT-A	Reb	A	BL	ST	PTS
N 13	Sacramento St.	24	5-8	2-5	0-0	8	0	0	0	12
N 14	USA	27	4-7	3-5	0-0	4	0	0	0	11
N 15	HBU	22	1-7	0-3	0-0	7	1	1	0	2
N 19	at Arizona	28	2-12	1-7	4-4	8	0	0	0	9
N 24	Furman	16	2-5	1-3	0-0	1	2	0	0	5
N 29	Texas	17	2-3	1-2	0-0	4	1	0	1	5
D 2	at Harvard	18	2-3	1-2	0-0	1	1	0	0	5
D 5	North Texas	20	5-9	1-3	0-0	4	0	0	0	11
D 16	Santa Clara	16	1-6	0-3	0-0	6	1	0	0	2
D 19	at LSU	16	0-5	0-3	2-2	0	1	0	1	2
D 23	at Lamar	19	2-4	1-2	0-0	2	1	1	0	5
D 29	McNeese St.	17	4-6	1-2	0-0	6	1	0	0	9
J 2	at TCU	21	2-9	2-7	0-0	1	1	0	0	6
J 6	Houston	17	1-4	1-2	2-2	0	1	0	0	5
J 9	at UCF	24	2-9	1-5	0-0	5	2	0	0	5
J 13	at Tulane	23	5-8	1-3	0-0	3	0	1	1	11
J 16	Memphis	22	2-6	0-3	3-3	1	0	2	1	7
J 20	SMU	31	5-11	3-8	2-2	4	0	0	1	15
J 23	at Tulsa	34	3-8	1-4	0-0	1	1	0	0	7
J 30	at ECU	33	3-10	2-7	2-2	4	5	0	0	10
F 3	Tulane	19	1-3	1-2	0-0	1	0	0	1	3
F 6	UAB	17	2-4	2-3	0-0	1	0	0	0	6
F 8	TAMUI	33	5-10	3-6	2-4	4	2	0	1	15

F 13	at USM	22	4-7	2-4	2-4	1	0	0	0	12
F 17	at SMU	37	6-16	5-13	2-2	7	2	0	0	19
F 20	East Carolina	37	5-11	1-6	3-4	5	1	2	1	14
F 24	Marshall	31	5-15	1-7	3-4	8	0	0	2	14
F 27	at UTEP	29	2-5	1-4	0-0	0	4	0	3	5
M 3	at Houston	31	2-7	2-5	2-2	4	0	0	1	8
M 6	UCF	21	0-4	0-1	0-0	3	1	0	0	0
M 10	v Tulsa	28	3-7	2-5	0-0	2	0	0	0	

Lucas Kuipers 2010-11 Game-by-Game

Date	Opponent	Min	FG-A	3FG-A	FT-A	Reb	A	BL	ST	PTS
N 12	St. Thomas	19	1-4	0-1	6-6	7	2	0	0	8
N 14	Grambling St	17	7-7	1-1	0-0	4	1	0	0	15
N 18	at Santa Clara	20	0-4	0-4	2-2	0	0	0	1	2
N 21	St. Gregory's	21	2-6	1-4	0-0	4	4	0	1	5
N 23	at North Texas	19	5-10	3-5	0-0	6	0	0	0	13
N 27	at Texas	28	4-10	1-3	0-0	3	0	0	0	9
D 1	Arizona	24	1-10	0-5	0-0	1	2	0	0	2
D 4	Lamar	20	3-5	2-3	0-1	2	1	0	0	8
D 16	UALR	22	3-3	1-1	0-0	6	0	1	0	7
D 21	v Stetson	17	2-4	0-2	0-0	2	1	1	0	4
D 22	v Miami	28	4-7	3-5	1-3	2	0	0	1	12
D 23	v ORU	18	1-2	1-1	0-0	2	1	0	0	3
D 29	LSU	27	4-7	1-3	0-0	3	1	0	0	9
J 2	TCU	22	2-5	0-1	0-0	5	1	0	0	4

J5	Tulane	23	3-6	1-3	1-1	4	1	0	1	8
J8	at Tulsa	11	1-6	0-3	0-0	3	0	0	0	2
J12	Southern Miss	37	5-8	3-4	0-0	5	3	2	0	13
J15	at UTEP	29	3-7	2-5	0-0	5	0	1	0	8
J22	at UCF	23	3-6	1-2	2-2	4	2	1	1	9
J26	Houston	13	2-3	1-2	2-2	4	2	1	1	9
J29	SMU	29	2-7	2-5	0-0	2	1	0	0	6
F2	at Tulane	7	1-2	0-0	0-0	0	0	0	0	2
F5	UTEP	23	2-7	1-3	0-0	3	0	0	2	5
F12	at UAB	17	1-5	0-2	0-0	2	0	1	1	2
F16	at Marshall	8	0-2	0-1	2-2	0	0	0	0	2
F19	Memphis	15	1-4	1-2	1-2	4	0	1	0	4
F23	at SMU	19	5-10	4-7	2-2	4	1	0	1	16
F26	East Carolina	29	6-13	3-7	0-0	2	0	0	3	15
M2	Tulsa	26	5-12	1-5	3-4	2	0	0	2	14
M5	at Houston	18	5-10	3-5	2-2	5	0	1	0	15
M9	v SMU	37	3-10	1-5	0-1	7	0	1	0	7
M10	v Tulsa	25	4-9	1-5	1-2	8	4	0	1	10

Omar Oraby 2010-12 Game-by-Game

Date	Opponent	Min	FG-A	3FG-A	FT-A	Reb	A	BL	ST	PTS
N14	Grambling St	2	2-3	0-0	0-0	2	0	1	0	4
N21	St. Gregory's	2	0-1	0-0	0-0	2	0	0	0	0
D1	Arizona	4	2-2	0-0	1-2	1	0	0	0	5
D16	UALR	6	2-2	0-0	0-0	0	0	1	1	4

D23	v ORU	2	0-0	0-0	0-0	0	0	0	0	0
J8	at Tulsa	14	4-10	0-0	1-5	4	0	0	2	9
J12	Southern Miss	1	0-0	0-0	0-0	0	0	0	0	0
J15	at UTEP	9	0-0	0-0	1-2	3	0	1	0	1
J22	at UCF	2	1-2	0-0	0-0	1	0	1	0	2
J29	SMU	1	0-0	0-0	0-0	0	0	0	0	0
F5	UTEP	3	0-0	0-0	0-0	0	0	0	0	0
F16	at Marshall	0	0-0	0-0	0-0	0	0	0	0	0
F19	Memphis	1	0-0	0-0	0-0	0	0	0	0	0
M2	Tulsa	1	0-0	0-0	0-0	1	0	0	0	0
M5	at Houston	1	0-0	0-0	0-0	0	0	0	0	0
M10	v Tulsa	8	3-4	0-0	1-2	3	0	0	0	7

J.R. Reynolds 2010-11 Game-by-Game

Date	Opponent	Min	FG-A	3FG-A	FT-A	Reb	A	BL	ST	PTS
N14	Grambling St	2	0-0	0-0	0-0	1	0	0	0	0
N21	St. Gregory's	3	0-2	0-0	0-0	0	0	0	0	0
D1	Arizona	2	0-1	0-0	0-0	0	0	0	0	0
D16	UALR	0	0-0	0-0	0-0	0	0	0	0	0
D22	v Miami	0	0-0	0-0	0-0	0	0	0	0	0
F2	at Tulane	2	0-0	0-0	0-0	0	0	0	0	0
F5	UTEP	3	0-0	0-0	0-0	0	0	0	0	0
F12	at UAB	8	0-0	0-0	0-0	2	0	0	0	0
F16	at Marshall	1	0-0	0-0	0-0	0	0	0	0	0
F19	Memphis	12	1-1	0-0	0-0	1	0	0	0	2

F23	at SMU	5	0-2	0-1	0-0	0	0	0	0	0
F26	East Carolina	1	0-0	0-0	0-0	0	0	0	0	0
M2	Tulsa	1	0-0	0-0	0-0	0	0	0	0	0
M5	at Houston	3	0-0	0-0	0-0	0	0	0	0	0
M10	v Tulsa	2	0-0	0-0	0-0	0	0	0	0	0

Nate Schwarze 2008-09 Game-by-Game

Date	Opponent	Min	FG-A	3FG-A	FT-A	Reb	A	BL	ST	PTS
N21	at BYU	9	1-2	1-2	1-2	0	0	0	1	4
N22	v North Florida	9	0-1	0-1	0-0	2	3	0	0	0
N25	Lamar	3	0-1	0-1	0-0	0	0	0	0	0
N30	at Texas	2	0-0	0-0	0-0	0	0	0	0	0
D6	Texas State	2	0-0	0-0	0-0	0	0	0	0	0
D17	Harvard	8	0-0	0-0	0-0	0	0	0	0	0
D20	at Duquesne	5	0-0	0-0	0-0	2	3	0	0	0
D22	Oklahoma	1	0-0	0-0	0-0	0	0	0	0	0
D31	Texas A&M	0	0-0	0-0	0-0	0	0	0	0	0
J3	at Richmond	2	1-2	0-0	0-1	0	0	0	1	2
J10	at Tulane	0	0-0	0-0	0-0	0	0	0	0	0
J17	UCF	3	0-0	0-0	0-0	0	0	0	0	0
J21	at Memphis	5	0-0	0-0	0-2	1	0	0	0	0
J24	at UAB	11	0-0	0-0	0-0	1	0	0	0	0
J28	Tulane	2	0-0	0-0	0-0	1	0	0	0	0
F14	at ECU	0	0-0	0-0	0-0	0	0	0	0	0
F18	UTEP	3	0-0	0-0	0-0	0	0	0	0	0

F 21	at SMU	0	0-0	0-0	0-0	0	0	0	0	0
F 28	Houston	1	0-0	0-0	0-0	0	0	0	0	0
M 4	at Marshall	1	0-0	0-0	0-0	0	0	0	0	0
M 7	Tulsa	0	0-0	0-0	0-0	0	0	0	0	0
M 12	v. Tulsa	5	0-0	0-0	0-0	0	2	0	0	0

Nate Schwarze 2009-10 Game-by-Game

Date	Opponent	Min	FG-A	3FG-A	FT-A	Reb	A	BL	ST	PTS
N 13	Sacramento St.	4	0-1	0-0	0-0	1	1	0	1	0
N 15	HBU	4	0-0	0-0	0-0	0	0	0	1	0
D 2	at Harvard	7	0-0	0-0	0-0	0	1	0	1	0
D 5	North Texas	3	0-0	0-0	0-0	1	0	0	0	0
D 19	at LSU	1	0-0	0-0	0-0	0	0	0	0	0
D 23	at Lamar	2	1-1	1-1	0-0	0	0	0	0	3
D 29	McNeese St.	7	0-1	0-1	0-0	0	1	0	0	0
J 2	at TCU	7	0-1	0-1	0-0	1	0	0	0	0
J 6	Houston	5	0-0	0-0	0-0	1	0	0	1	0
J 9	at UCF	21	0-1	0-1	0-0	0	1	0	3	0
J 13	at Tulane	12	0-3	0-1	0-0	1	1	0	0	0
J 16	Memphis	9	0-0	0-0	0-0	2	0	0	0	0
J 20	SMU	3	0-0	0-0	0-0	0	0	0	0	0
J 23	at Tulsa	1	0-0	0-0	0-0	0	0	0	0	0
J 30	at ECU	18	0-0	0-0	0-0	2	1	0	1	0
F 3	Tulane	14	0-1	0-1	0-0	1	0	0	0	0
F 6	UAB	8	0-0	0-0	0-0	2	1	0	0	0

F 8	TAMUI	18	0-0	0-0	0-0	1	3	0	1	0
F 13	at USM	1	0-0	0-0	0-0	0	0	0	0	0
F 17	at SMU	9	0-0	0-0	0-0	1	1	0	0	0
F 20	East Carolina	4	0-1	0-1	0-0	1	2	0	0	0
F 24	Marshall	7	0-1	0-0	0-0	2	0	0	2	0
M 3	at Houston	3	1-1	1-1	0-0	0	0	0	0	3
M 6	UCF	6	0-0	0-0	0-0	0	1	0	2	0
M 10	vTulsa	1	0-0	0-0	0-0	0	0	0	0	0

Nate Schwarze 2010-11 Game-by-Game

Date	Opponent	Min	FG-A	3FG-A	FT-A	Reb	A	BL	ST	PTS
N 12	St. Thomas	14	0-1	0-1	0-0	4	2	0	0	0
N 14	Grambling St	18	0-0	0-0	0-0	3	2	0	1	0
N 18	at Santa Clara	5	1-1	1-1	0-0	0	0	0	0	3
N 21	St. Gregory's	24	1-1	1-1	0-0	3	2	0	1	3
N 23	at North Texas	17	0-1	0-0	0-0	0	3	0	0	0
N 27	at Texas	6	0-0	0-0	0-0	0	0	0	0	0
D 1	Arizona	2	0-0	0-0	0-0	0	0	0	0	0
D 4	Lamar	11	0-0	0-0	0-0	0	0	0	0	0
D 16	UALR	13	1-1	1-1	1-2	0	3	0	0	4
D 21	v Stetson	17	2-3	2-3	0-0	1	1	0	0	6
D 22	v Miami	13	0-2	0-1	1-2		1	0	3	1
D 23	v ORU	8	0-1	0-1	0-0	1	1	0	0	0
D 29	LSU	6	0-0	0-0	0-0	0	1	0	0	0
J 2	TCU	16	0-1	0-1	0-0	1	0	0	2	0

J 5	Tulane	10	0-1	0-1	0-0	1	1	0	0	0
F 8	at Tulsa	20	1-3	1-3	0-0	3	0	0	0	3
F 12	Southern Miss	6	0-0	0-0	0-0	1	0	0	0	0
F 15	at UTEP	5	0-0	0-0	0-0	0	1	0	0	0
F 22	at UCF	9	0-0	0-0	0-0	0	0	0	1	0
F 26	Houston	4	0-0	0-0	0-0	1	1	0	0	0
F 29	SMU	5	0-1	0-1	0-0	1	1	0	1	0
F 2	SMU	5	0-1	0-1	0-0	1	1	0	1	0
F 5	UTEP	2	0-0	0-0	0-1	0	0	0	0	0
F 19	Memphis	1	0-0	0-0	0-0	0	0	0	0	0
F 23	at SMU	3	0-0	0-0	0-1	1	0	0	0	0
F 26	East Carolina	1	0-0	0-0	0-0	0	0	0	0	0
M 2	Tulsa	5	0-0	0-0	0-0	0	0	0	0	0
M 5	at Houston	3	0-0	0-0	0-0	0	0	0	0	0
M 10	v Tulsa	2	0-0	0-0	0-0	0	0	0	0	0



Head Coach
Alma Mater | Wisconsin, 1975
Ben Braun

In three seasons at the helm of the Rice University basketball program, Ben Braun has positioned the Owls for the future.

Starting with the Owls' 2008 signing class, which ESPN.com ranked No. 3 among NCAA Division I mid-major programs, Braun's staff has assembled three straight highly-touted recruiting classes.

This past season, the staff's work on the recruiting trail as well as on the practice court certainly became apparent.

With a 14-18 record, Rice posted the most victories since the 2006-07 season and the team's 5-11 conference mark doubled the program's total conference wins from the past three combined sea-

sons. Along the way, the Owls beat LSU and TCU in back-to-back games, swept cross-town rival Houston for the first time since 1993 and posted its first series win over a Memphis team which would advance to the NCAA Tournament.

The Owls won a first-round game at the Conference USA Championship for the second time in three seasons under Braun.

For the 2011-12 season, Rice will return its top four scorers from a year ago.

Arsalan Kazemi and Tamir Jackson were members of the 2008 recruiting class. Kazemi is coming off a sophomore season in which he was named Second Team All-Conference USA while Jackson has started all 63 games of his career and with a 12.9 scoring average and 209 assists in two seasons, is on the verge of becoming one of the Owls' all-time leading playmakers.

In addition to Kazemi and Jackson, Connor Frizzelle enters his senior year already having scored 900 career points while fellow senior Lucas Kuipers started all but one game last year.

In 2011, Frizzelle and Kuipers also highlighted the Owls' success in the classroom as both were named to the Conference USA All-Academic Team. Dating back to his 12 seasons as the head coach at the University of California, Braun has now had student-athletes earn conference all-academic honors a total of 20 times. Rice has had at least one C-USA All-Academic selection each of the past five years which is unequaled by any other conference basketball opponent.

Rice student-athletes were named the Conference USA Scholar Athlete of the Year for men's basketball each of the last three sea-

sons. Kuipers won the award last year while Frizzelle was this year's recipient. Aleks Perka began the Owls' three-year run of C-USA Scholar Athlete of the Year selectees in 2009.

In three seasons at Rice, Braun has had a total of 11 student-athletes named to the Conference USA Commissioner's Honor Roll a total of 17 times.

Rice Basketball received Conference USA's 2011 Sport Academic Award which is annually recognizes the team with the highest grade point average for each conference-sponsored sport.

The Owls announced another stellar recruiting class ahead of the 2011-12 season. Joining the Owls this year is combo guard Julian DeBose, point guard Dylan Ennis and forwards Seth Gearhart, Ahmad Ibrahim and Jarelle Reischel.

Success on the Court

One of the winningest active Division I coaches, Braun has more than 30 years of head coaching experience and has had unequaled success everywhere he has been. He begins his fourth season at Rice with a 584-452 overall record (.564).

During his 12-year tenure at Cal, Braun directed the Bears to five NCAA Tournament berths and three trips to the NIT. He led the 1998 Bears to a berth in the NCAA Sweet 16 and to an NIT championship in 1999.

In his final season at Cal, Braun coached the Bears to the second round of the NIT before losing to eventual champion Ohio State.

While at the University of California, two of his players earned

Pac-10 Player of the Year honors – Ed Gray in 1997 and Sean Lampley in 2001 – while Leon Powe was the 2004 Pac-10 Freshman of the Year. Overall, Braun's players received All-Pac-10 status nine times, Pac-10 All-Freshman notice on seven occasions and Pac-10 All-Academic accolades 15 times.

As a result of his success, not only at Cal, but during previous head coaching stops at Eastern Michigan and Siena Heights, Braun heads into his fourth season at Rice ranked 13th among all active Division I coaches with his 584 career victories. He ranks in the Top 50 on the NCAA's list of all-time winningest Division I men's basketball coaches by victories (No. 45).

Braun was 219-154 in his 12 seasons at Cal.

The 1997 Pac-10 Coach of the Year and a finalist for the 2003 Naismith National Coach of the Year, Braun has posted a 584-452 career record. He finished his Cal career second only to Nibs Price (1925-54, 449-294) in both longevity and wins and his Cal winning percentage of .587 was the best at the school since Hall of Famer Pete Newell guided the Bears to a 119-44 mark from 1955-60.

Generally regarded as one of college basketball's top teachers and strategists, Braun brought his energetic style of coaching to Cal in September, 1996. During his initial season, Braun took a team that was predicted to finish in the conference's lower half, molded it into one that tied for second in the league and reached the NCAA Sweet 16 with tournament victories over Princeton and Villanova. In addition, the 23-9 overall mark gave Braun a school record for most wins by a Bear coach in his first year with the program.

In 1998-99, Braun's club became the first Cal team ever to beat

three Top 10 schools in the same season with victories over North Carolina, UCLA and Arizona during the course of the year. Then, after earning a bid to the NIT, the Bears went on a 5-0 run to capture the title - Cal's first postseason tournament championship since the Bears won the 1959 NCAA crown. Cal finished the 1998-99 campaign with a 22-11 record.

A year later, Braun took a freshman-dominated squad back to the postseason as the Bears reached the quarterfinals of the NIT. On Jan. 15, 2000, he picked up his 400th career victory with a 71-65 win at Oregon State. In 2000-01, the Bears returned to the NCAA Tournament and finished with a 20-11 record. Lampley - Braun's first recruit at Cal - became the school's all-time leading scorer late in his senior campaign with 1,776 points.

The Bears again won 23 games and tied for second in the Pac-10 race in 2001-02. Cal reached the semifinals of the conference tournament by defeating UCLA in the opening round and earned a No. 6 seed in the NCAA playoffs, where the Bears toppled Penn before falling to Pittsburgh.

In 2003, Cal reached the second round of the NCAA Tournament behind All-Pac-10 forwards Joe Shipp and Amit Tamir. Shipp ended his career holding third place on the Bears' all-time scoring list, while teammate Brian Wethers finished in the No. 15 position.

Behind tournament MVP Leon Powe, Cal defeated USC and Oregon to reach the Pac-10 Tournament final for the first time ever in 2006. The Bears then earned a No. 7 regional seed in the NCAA Tournament and finished the year with a 20-11 mark. On Nov. 21, 2005, Cal defeated Long Beach State, 88-69, to give Braun his 500th

career win.

Braun's 2007 Cal team fought off injuries to a pair of key post players to reach the semifinals of the Pac-10 Tournament for the fourth time in six years. The Bears upset top-seed and fourth-ranked UCLA, 76-69, in overtime in the quarterfinals, and freshman Ryan Anderson was voted to the all-tournament team.

Twice during his final season at Cal, the Bears defeated nationally-ranked opponents, including a 69-64 upset on the road of ninth-ranked Washington State. Sophomore Ryan Anderson was an all Pac-10 selection.

Braun already has 34 years of experience as a head coach, including 11 highly-successful years at Eastern Michigan, where he guided the Eagles to four postseason berths, including three NCAA appearances. During his tenure there, Braun accumulated a record of 185-132, averaging almost 18 wins per season, and was named Mid-American Conference Coach of the Year three times. In addition, Braun coached at Siena Heights College for eight years and took the NAIA school to a 148-103 record and five postseason tournaments.

Braun's players proved to be successful both on the court and in the classroom, with Golden Bears earning Pac-10 All-Academic recognition 15 times under his direction. In 2001, three players – Morgan Lingle, Dennis Gates and Ryan Forehan-Kelly – were first-team selections, while Donte Smith was an honorable mention pick which gave Cal more than twice as many all-academic members as any other school in the conference. The Bears had at least one all-academic pick in each of Braun's last eight years heading the program.

Early in His Career

Braun began his career as an assistant coach at Park High School in Racine, Wis. Within two years, he accepted the head coaching job at Siena Heights. After an 8-21 debut season in 1977-78, his teams posted a 140-82 record over the next seven years, including four 20-win campaigns. His squads qualified for National Association of Intercollegiate Athletics (NAIA) postseason tournaments five times. During his time at Siena Heights, he not only coached, but also taught English at the school. In the summer of 1999, Braun was inducted into the first class of the Siena Heights Athletic Hall of Fame.

Braun accepted the position of associate head coach at Eastern Michigan prior to the start of the 1985-86 season, but midway through the year, on Jan. 15, 1986, he was elevated to interim head coach. Success came quickly and within two years he had the Eagles in the NCAA Tournament for the first time in school history.

In 1989, Braun served as head coach of the U.S. men's basketball team at the Maccabiah Games. He took an internationally-inexperienced squad to the championship round before bowing to the host Israeli team in the final.

During his career, Braun has coached 17 players who were drafted or went on to play in the NBA. Among the players on that list are Powe, who won an NBA World Championship with the Boston Celtics in 2008, Sean Marks of the New Orleans Hornets and the

Orlando Magic's Ryan Anderson. Braun also coached Tony Gonzalez who has gone on to an All-Pro career in the NFL playing for the Kansas City Chiefs and now the Atlanta Falcons. While at Eastern Michigan, he coached both Grant Long and Earl Boykins.

Braun is on a short list of NCAA coaches who have had a large number of former assistants advance professionally to become Division I head coaches. Akron's Keith Dambrot, Texas A&M's Billy Kennedy, San Jose State's George Nessman and Cleveland State's Gary Waters were all, at one point during their careers, a member of Braun-led coaching staffs. Current Arizona assistant Joe Paster-nack is the former head coach at New Orleans and a former member of a Braun-led coaching staff as is former Eastern Michigan coach Charles E. Ramsey.

A native of Chicago, Braun graduated from New Trier High School, where he starred in both basketball and baseball. He went on to play one year of basketball at the University of Wisconsin-La-Crosse before he transferred to the University of Wisconsin-Madison. He earned a teaching degree in English in June of 1975 with a minor in African-American Studies. Five years later, he earned his master's degree in guidance and counseling from Siena Heights.

Braun and wife Jessica have a son, Julius (3).

Ben Braun All-Time Coaching Record

Seasons	Overall	Pct.	Conference	Pct.
34	584-452	.564	223-223	.500

Ben Braun's Coaching Record

Sienna Heights

Year	Overall	Pct.
1977-78	8-21	.276
1978-79	24-6	.800
1979-80	21-11	.656
1981-82	19-13	.594
1982-83	21-12	.637
1983-84	15-14	.517
1984-85	18-15	.545
Totals	148-103	.590

Professional Recognition | 1982 Michigan NAIA Coach of the Year

Eastern Michigan

Year	Overall	Pct.	MAC	Pct.
1985-86	5-10	.333	4-10/T-9 th	.286
1986-87	14-15	.483	8-8/4 th	.500
1987-88	22-8	.733	14-2/1 st	.875
1988-89	17-12	.586	8-8/4 th	.500
1989-90	19-13	.594	8-8/5 th	.500
1990-91	26-7	.788	13-3/1 st	.813
1991-92	9-22	.290	4-12/8 th	.250
1992-93	13-17	.433	8-10/6 th	.444
1993-94	15-12	.556	10-8/T-5 th	.556
1994-95	20-10	.667	12-6/3 rd	.667
1995-96	25-6	.806	14-4/1 st	.778
Totals	185-132	.583	103-79	.566

Professional Recognition | **Named EMU Interim Head Coach, Jan. 15, 1986**

1988 MAC Coach of the Year

1989 Coach of U.S. Maccabiah Games team

1991 MAC Coach of the Year

1996 MAC Coach of the Year

Postseason | **1988 MAC Champions; 1988 NCAA Tournament**

1991 MAC Championship; 1991 NCAA Sweet 16

1995 NIT Tournament

1996 MAC Champions; 1996 NCAA Tournament

California

Year	Overall	Pct.	Pac-10	Pct.
1996-97	23-9	.719	12-6/T-2 nd	.667
1997-98	12-15	.444	8-10/T-5 th	.444
1998-99	22-11	.667	8-10/T-5 th	.444
1999-00	18-15	.545	7-11/7 th	.389
2000-01	20-11	.645	11-7/T-4 th	.611
2001-02	23-9	.719	12-6/T-2 nd	.667
2002-03	22-9	.710	13-5/3 rd	.722
2003-04	13-15	.464	9-9/T-4 th	.500
2004-05	13-16	.448	6-12/T-8 th	.333
2005-06	20-11	.645	12-6/3 rd	.667
2006-07	16-17	.485	6-12/8 th	.333
2007-08	17-16	.515	6-12/9 th	.333
Totals	219-154	.587	110-106	.509

Professional Recognition | **1997 Pac-10 Coach of the Year**

Postseason | **1997 NCAA Sweet 16**

1999 NIT Champions

2000 NIT Quarterfinalist

2001 NCAA 1st Round

2002 NCAA 2nd Round

2003 NCAA 2nd Round

2006 NCAA 1st Round


2008 NIT 2nd Round

Rice

Year	Overall	Pct.	C-USA	Pct.
2008-09	10-22	.313	4-12/T-10 th	.333
2009-10	8-23	.258	1-15/12 th	.063
2010-11	14-18	.438	5-11/10 th	.313
Totals	32-67	.337	10-38	.208

NCAA Winningest Active Division I Coaches by Victories

No.	Coach, Team	Won
1.	Mike Krzyzewski, Duke	900
2.	Jim Boeheim, Syracuse	856
3.	Jim Calhoun, Connecticut	855
4.	Bob Huggins, West Virginia	691
5.	Roy Williams, North Carolina	643
6.	Jerry Slocum, Youngstown State	638
7.	Bo Ryan, Wisconsin	625
8.	Cliff Ellis, Coastal Carolina	614
9.	Mike Montgomery, California	611
10.	Rick Byrd, Belmont	610
11.	Larry Hunter, Western Carolina	599
12.	Rick Pitino, Louisville	597
13.	Ben Braun, Rice	584
14.	Bobby Cremins, College of Charleston	567
15.	John Beilein, Michigan	543



Associate Head Coach
Alma Mater | San Francisco State, 1982
Louis Reynaud

As the Associate Head Coach for Rice Basketball, Louis Reynaud begins his fourth season as one of the country's most respected and accomplished assistant coaches.

During his tenure at Rice, Reynaud has helped build the foundation for a rise to the top of Conference USA. In his first season, the program made immediate strides as the Owls more than tripled their total victories from the previous season.

Reynaud helped Rise sign a recruiting class that both ESPN.com and Rivals.com recognized as one of the Top 10 among mid-major universities. And that recruiting success has continued.

Last year the Owls posted a 14-18 record, marking the most wins by a Rice team since the 2006-07 season and the team doubled its total conference wins from the previous three combined seasons. Along the way, the Owls beat LSU and TCU in back-to-back games, swept cross-town rival Houston for the first time since 1993 and posted their first series win over a Memphis team which would advance to the NCAA Tournament.

Over the last three seasons, Rice has had 11 student-athletes named to the Conference USA Commissioner's Honor Roll a total of 17 times. Rice student-athletes were named the Conference USA Scholar Athlete of the Year for men's basketball in both 2009 (Aleks Perka) and 2010 (Lucas Kuipers).

Reynaud joined the Rice staff from the University of California where he worked for 11 seasons on Ben Braun's staff including the last six seasons as Associate Head Coach. In his 11 seasons at Cal, the Golden Bears advanced to the NCAA Tournament four times as well as appeared in three NIT Tournaments, winning the 1999 NIT Championship.

Reynaud helped develop nine future professional players at Cal including current NBA standouts Leon Powe (Cleveland Cavaliers), Francisco Elson (Milwaukee Bucks) and Ryan Anderson (New Jersey Nets).

Prior to joining the University of California staff, Reynaud compiled an 84-31 record as the head basketball coach at De La Salle High School. He led the school to league titles in 1994 and 1996 and was twice named the Bay Valley Athletic League Coach of the Year.

Reynaud's 1996 team captured the Division I NorCal championship and finished second in the state, earning a No. 1 ranking in the Bay Area for the first time in school history.

Reynaud's first head coaching position was at St. Patrick-St. Vincent High School in Vallejo, Calif., from 1990-93. In three seasons the school was 69-39, posted three, 20-win seasons and captured one Sac-Joaquin Sectional title. From 1986-90, Reynaud served as assistant varsity basketball coach at De La Salle High School. In addition to his coaching experience, Reynaud served as Dean of Students at both St. Patrick-St. Vincent and De La Salle High Schools.

In 1997, Reynaud was selected as head coach of the West Squad at the Magic Johnson Round Ball Classic for high school All-Americans and he directed the prestigious ABCD summer camp for five years.

As a high school player, Reynaud was a standout at Archbishop Riordan High School in San Francisco and played for the late Lyle Newcomer at Skyline College in San Bruno, Calif.

Reynaud received his bachelor's degree from San Francisco State in 1982 and a master's degree in health/physical education from Saint Mary's College in 1995. Reynaud has one daughter, Lauren (21).



Assistant Coach
Alma Mater | Indiana, 2005
Mike Roberts

Mike Roberts is in his fourth season as an assistant coach on the Rice University staff. He previously was a member of Ben Braun's staff at the University of California the previous two years.

At Rice, Roberts has played a role in the Owls building a foundation for the future. As a member of the coaching staff, he helped the Owls sign an initial recruiting class that both ESPN.com and Rivals.com recognized as one of the Top 10 among mid-major universities. That recruiting success has continued during his tenure.

During Roberts' first season on South Main, Rice more than tripled its win total from the previous year.

Last year the Owls posted a 14-18 record, marking the most wins by a Rice team since the 2006-07 season and the team doubled its total conference wins from the previous three combined seasons. Along the way, the Owls beat LSU and TCU in back-to-back games, swept cross-town rival Houston for the first time since 1993 and posted their first series win over a Memphis team which would advance to the NCAA Tournament.

Academically over the last three seasons, Rice has had 11 student-athletes named to the Conference USA Commissioner's Honor Roll a total of 17 times. Rice has also had five selections to the Conference USA All-Academic Team over the past three years.

At Cal, Roberts served as the video coordinator for the 2006-07 season before assuming an assistant coach position for the 2007-08 season.

As an assistant coach on the Cal staff, Roberts was responsible for overseeing the team's academic program and recruiting as well as scouting and game preparation in addition to on-floor coaching. As video coordinator, Roberts was involved in game preparation, self scouting, game film breakdown and other administrative duties.

Prior to his two seasons in Berkeley, Roberts played at Indiana, graduating in 2005 with a bachelor's degree in history with a certificate in management, then served one season as a graduate assistant coach at Texas Tech.

The Terre Haute, Ind., native helped the Hoosiers to three NCAA Tournaments, including a national runner-up finish in 2002, as well as one NIT appearance. A two-time Academic All-Big Ten honoree and recipient of a Big Ten Sportsmanship Award, he served as a team captain as a senior in 2004-05.

At Texas Tech, Roberts aided the coaching staff in practices, supervised academic progress of the student-athletes and was an analyst for Texas Tech radio and television broadcasts. He also participated in the 2006 ESPN production "Knight School," in which the Texas Tech coaching staff evaluated 16 walk-ons who vied for one spot on the Red Raiders' roster.

In addition to receiving his bachelor's degree from Indiana in 2005, Roberts received a master's degree in interdisciplinary studies from Texas Tech in 2006.

Roberts and his wife, Janet, have a son, Paxton (two).



Assistant Coach
Alma Mater | Rutgers, 2005
Marco Morcos

Marco Morcos begins his second season as an assistant coach and fourth as a member of the Rice basketball staff.

After two years in an administrative role, Morcos was named an assistant coach prior to the 2010-11 season. With the announcement, the former high school coach returned to a familiar setting of working with student-athletes on the court and has now taken on a more extended role in recruiting.

The Owls posted a 14-18 record last year during Morcos' first season as an assistant coach. Last year's win total was the most by a Rice team since the 2006-07 season and the Owls doubled their

total conference wins from the previous three combined seasons. Along the way, Rice beat LSU and TCU in back-to-back games, swept cross-town rival Houston for the first time since 1993 and posted its first series win over a Memphis team which would advance to the NCAA Tournament.

Morcos was elevated to assistant coach after serving the previous two years as the Director of Basketball Operations. He served in a similar position at UAB during the 2007-08 season. He was part of a Blazer team which posted a 23-11 record and advanced to the second round of the National Invitation Tournament.

Prior to making the move to collegiate basketball, Morcos was a successful high school and AAU coach.

He was the head coach at LEAP Academy University Charter School in Camden, N.J., for three years (2004-07). LEAP compiled a 102-20 record during Morcos' three seasons. Beyond wins and losses, Morcos' teams had a 100 percent graduation rate from the college preparatory school and maintained better than a 3.0 team grade point average.

In just his second year, Morcos' team was 27-6 and earned the No. 1 seed to the NJSIAA South Jersey playoffs. LeAP would capture

the South Jersey Sectional as well as win the Central Jersey Championship. The team went on to finish as runners-up at the New Jersey state championship in 2006. Morcos' successful second year marked the fastest a coach had led a team to a state championship in New Jersey Scholastic history (two years).

Morcos' 2007 team posted a 25-7 record and was ranked No. 7 in South Jersey in the final regional rankings by the Courier-Post.

Additionally, Morcos was the head coach at Rise Academy where he led the team to a 31-8 record.

Morcos previously ran a nationally-competitive AAU program and was responsible for developing over 100 Division I and Division II players during his coaching career. He also coached at the Rise Basketball Northeast Regional All-Star Game.

His coaching experience also includes working as a counselor at the prestigious Reebok All-American Camp (RAAC).

Morcos saw action in 33 games during a two-year playing career for Rutgers-Camden.

A native of Egypt, Morcos has a son, Jeremiah (9).



Video Coordinator
Alma Mater | Central Michigan, 1999
Mark Vick

Mark Vick is in his fourth year as the video coordinator for the Rice basketball program. He joined the Rice staff after a four-year stint in a similar position at Oakland University.

Vick's responsibilities at Rice include creating comprehensive breakdowns of video and cutups for opponent scouting, assisting in the development of scouting reports as well as coordinating film exchange. Internally, he oversees filming and logging games, practices and individual workouts.

He also has extensive responsibilities in coordinating the Ben Braun Basketball Camps.

In addition to his video responsibilities while at Oakland University, Vick was the camp operations director of the program's basketball camps which grew to nearly 500 campers during his tenure. He also served as an administrative assistant, with a wide-range of responsibilities including game management, supervising and coordinating managerial staff, assisting with team travel and developing and leading community service activities.

Vick's prior basketball experience includes experience as both a head coach and assistant coach at the high school level. He also has a wealth of knowledge of the game with 15 years experience working collegiate basketball camps.

Prior to joining the Oakland basketball staff, Vick coached a season each at Smoky Mountain High School and Cherokee High School in North Carolina. He also spent time coaching a number of youth teams in the western North Carolina region.

Vick has served as a coach at summer camps held at Central Michigan University, University of Dayton, Michigan State University, University of Wisconsin and Western Carolina University.

He has also conducted the Mark Vick Championship Basketball Camps in his hometown of Houghton Lake, Mich.

Vick graduated from Central Michigan in 1999 with a bachelor's degree in health fitness and promotion in preventive rehabilitation. As an undergraduate, he was a student manager for CMU's basketball team. He went on to earn a master's degree in sports administration from Florida State in 2002.



Basketball Trainer

Alma Mater | Cal State-Sacramento, 1976

Dean Miller

Dean Miller, M.S., A.T.C., enters his third year as a member of the Rice University athletic training staff. Among his responsibilities is coordinating the sports medicine needs of the men's basketball program.

Miller joined the Rice University staff from Diablo Valley College where he served as an assistant basketball coach and was responsible for strength and conditioning as well as nutrition for the team. Since the late 1970s, Miller has also been involved in athletic training for a variety of motorsports teams and drivers. He has been a part of 18 motorsports world championships.

During Miller's tenure at Diablo Valley College (1997-2009), the Vikings won eight conference championships and had 16 student-athletes go on to play for NCAA Division I programs.

Miller first became involved in motorsports in 1978 when he served as athletic trainer and sports medicine consultant for Kenny Roberts, the first American to win the 500cc Road Racing World Championship (1978, 1979 & 1980). He served in the same capacity for Kenny Roberts, Jr., and Team Suzuki's World Grand Prix racing team from 1999-2007. The junior Roberts won the 500cc World Championship in 2000.

Miller's involvement in athletic training and sports medicine has also included serving as a consultant to teams and drivers involved in Grand Prix and AMA superbike motorcycle racing as well as Indy Car racing.

Prior to joining the staff at Diablo Valley College, Miller was on staff at De La Salle High School in Concord, Calif. (1977-87 and 1989-97). During his tenure at De La Salle, he was the head athletic trainer, a part-time instructor and also served as an assistant basketball coach.

Miller is a 1976 graduate of California State University, Sacramento and received his M.S. in Physical Education Athletic Training from the University of Arizona in 1977. He has been a certified member of the National Athletic Trainers Association since 1977.

Miller also serves as Member Emeritus of the Board of Directors for Riders for Health Charity in Northampton, England, and is a member of the Sports Advisory Board for Advocare Nutrition.



**Assoc. Director, Strength & Conditioning
Alma Mater | Louisiana Tech, 2007**

Scott McLafferty

Scott McLafferty is in his fifth season on South Main and enters his third year as the Associate Director of Strength and Conditioning for the Rice athletic program.

During his tenure at Rice, McLafferty has received additional responsibilities. He originally came to Rice as a strength and conditioning coordinator. He was promoted to associate director after his second year on campus.

As associate director, McLafferty has daily responsibilities working with the Rice football team. He also has oversight of the Owl basketball team's strength and conditioning training and oversees the strength training for the Rice baseball team's pitching staff.

The Stillwater, Okla., native came to Rice from Louisiana Tech where he worked with the football, soccer and softball programs his first season before assuming duties as the men's basketball strength and conditioning coach his last two years.

McLafferty also served as a student assistant at Oklahoma State. McLafferty is a 2007 graduate of Louisiana Tech.

Over the summer of 2011, McLafferty married the former Sarah Berger.



Director of Basketball Operations
Alma Mater | Rice, 2010

Gaelyn Rose

Gaelyn Rose enters her second season as the Rice University basketball program's Director of Basketball Operations. This year marks her fifth year as a member of the Rice Basketball family.

In her current position as Director of Basketball Operations, Rose's responsibilities include coordinating team travel, assisting in the coordination of the Ben Braun Basketball Camps as well as serving as a liaison between other athletic department offices including marketing, facilities and development. She also serves as the program's liaison with Conference USA.

Rose graduated from Rice University in 2010 after working three years as a student manager for the basketball program.

In her role as a student manager, she was responsible for assisting with practice and game set up as well as serving as a liaison with facilities and marketing. Her responsibilities increased over her tenure to include overseeing the student-manager program as well as responsibilities with team travel.



**Events
Coordinator**
Barbara Gill



**Student
Manager**
**Adam
Gierlach**



**Student
Manager**
**Jordan
Bley**



**Student
Manager**
**Miles
Wilson**



**Basketball
Equipment
Manager**
**Chris
Palomarez**



**Student
Manager**
**Monica
Buckner**



**Student
Manager**
**Sophie
Hu**

2010-11 Rice Season Review

Storylines

- ▶ Rice posted a 14-18 record, marking the team's most wins since the 2006-07 season.
- ▶ The Owls were 5-11 in Conference USA play. The five C-USA victories equaled the program's conference wins from the previous three seasons combined.
- ▶ Rice advanced to the quarterfinals of the Conference USA Championship for the second time in three years. The Owls' run included a 58-57 victory over SMU which came down to the game's final possession.
- ▶ Sophomore forward **Arsalan Kazemi** was the lone player in Conference USA to average a double-double en route to garnering Second-Team All-Conference USA recognition.
- ▶ The Owls four-leading scorers from the 2010-11 season were all underclassmen. Kazemi (15.2), **Tamir Jackson** (13.9) and **Connor Frizzelle** (10.7) all averaged double-figure scoring.
- ▶ **Lucas Kuipers** averaging 7.6 points to rank fourth on the team in scoring to go along with a 3.4 rebounding average, third on the squad.
- ▶ The men's basketball team was one of eight athletic

programs at Rice to receive Conference USA's Sport Academic Award for having the highest grade point average in the league. Members of the Rice basketball team combined to have a 3.026 grade point average last year.

- ▶ **Connor Frizzelle** was named the Conference USA Scholar Athlete of the Year for the sport of men's basketball, becoming the third Rice student-athlete in a row to receive the award.
- ▶ Frizzelle was joined on the Academic All-Conference USA squad by teammate **Lucas Kuipers**, the 2010 Conference USA Scholar Athlete of the Year for men's basketball.

Kazemi's Numbers

- ▶ **Arsalan Kazemi** averaged 15.2 points and 11.0 rebounds during the 2010-11 season, finishing the year ranked seventh nationally in rebounding, and with 18 double-doubles during the season, tied for 11th nationally according to the final NCAA Division I statistics.
- ▶ Going further inside his numbers, Kazemi scored a majority of his points one at a time. He was 195-of-271 at the free throw line (72 percent). From the field, he connected on 146-of-278 shots.

▶ Kazemi logged the nation's second-best defensive rebounding rate (30.8 percent of opponent misses during his minutes) and the 15th-best offensive rebounding rate (15.2 percent).

- ▶ Kazemi's 195 free throws and 271 free throw attempts each ranks second on the Rice season charts. His 351 rebounds also ranks second all-time at Rice.
- ▶ Prior to the start of league play, Kazemi was recognized as the Conference USA Player of the Week on consecutive Mondays. The back-to-back accolades marked just the 14th time in league history a player had won the weekly award for consecutive weeks.

▶ Kazemi averaged 21.7 points and 12.3 rebounds in three games played at the 2010 Las Vegas Holiday Hoops Classic then averaged 19.5 points and 12.5 rebounds in back-to-back home victories over LSU and TCU.

▶ Kazemi, the first Iranian-born athlete to play NCAA Division I basketball, was the co-recipient of the 2011 Most Courageous Award presented by the United States Basketball Writers Association.

Double Double-Doubles

▶ Rice was one of three schools in the nation where both a male and female student-athlete averaged a double-double for the year.

▶ In addition to **Arsalan Kazemi's** numbers, Rice freshman forward **Jessica Kuster** averaged 14.1 points and 10.6 rebounds to help lead the women's team.

▶ Morehead State's Kenneth Faried and Ashar Harris as well as Ohio State's Jared Sullinger and Jantel Lavender also averaged double-doubles during the 2010-11 season.

Knocking Down FTs at Record Pace

▶ **Connor Frizzelle** broke the Rice University record for free throw percentage previously held by current Owl women's coach **Greg Williams** during the 2010-11 season. Frizzelle made 90.1 percent of his free throw attempts (82-of-91). Williams had held the record for better than 40 years. He made 88.9 percent of his shots (72-of-81) during the 1966-67 season.

▶ Frizzelle played a significant role in the Owls' early conference victories.

▶ He scored a career-high 25 points in the Owls' 71-61 road win at Tulane. He was 7-for-13 from the field and made a season-high five, three-pointers.

▶ Against Houston in Tudor Fieldhouse, Frizzelle pulled up and knocked down a three-pointer that tied the game at the end of regulation. He scored a game-high 18 points in the win.

▶ With 27 seconds to play at UCF, he knocked down a pair of free throws after a technical foul was called on the Knights to give Rice a three-point lead. He scored 15 points and grabbed four rebounds in the victory.

Finishing Strong

▶ **Tamir Jackson** finished the 2010-11 season scoring in double figures in the Owls' final 14 games to raise his season scoring average for the year to 13.9 points per game.

▶ Jackson averaged 14.3 points an outing in Conference USA play to lead the Owls.

▶ In late February, Jackson registered three straight, 20-point games. Along with a 22-point effort against SMU and 21 points on the road at Marshall, Jackson finished with 20 points in the Owls' home-court win over Memphis.

Playing for the Moment

▶ When **Cory Pflieger** was introduced as a starter prior to the season opener against St. Thomas, the announcement was the culmination to an arduous, year-long comeback

from knee surgery which sidelined him for the 2009-10 season.

▶ Pflieger's playing time against the Celts marked his first intercollegiate action in 610 days. Not counting an exhibition game earlier in the week, Pflieger had not competed in a Rice basketball game since playing in the quarterfinals of the Conference USA Tournament on March 12, 2009.

▶ An overtime win against Houston in late January was one of those moments that so can make a comeback worthwhile. Pflieger drained a three-pointer late in regulation to pull the Owls to within a point and then made the inbound pass to set up Connor Frizzelle for the game-tying three at the end of regulation. Pflieger also sank a three-pointer in overtime that was part of an 8-0 run that broke a 60-60 tie.

▶ Pflieger finished his career with 170 three-point baskets which ranks fifth all-time at Rice.

Career Game Max

▶ **Suleiman Braimoh** became the all-time leader in games played as a Rice Owl. Braimoh played in 124 games during his career at Rice, seeing action in 30+ games each of his four seasons.

▶ **Cory Pflieger** wrapped up his career by playing in all 32 games as a senior. He played in 123 games for the Owls.

A Little Thievery

▶ Rice had 217 steals during the 2010-11 season which ranks fifth all-time.

▶ The Owls have combined for better than 400 steals over the past two seasons. The 2009-10 team had 229 steals (third all-time at Rice).

Cougar Sweep

▶ The 72-57 win in the final regular-season game played at Houston, coupled with a 79-71 overtime victory against the Cougars earlier in the year, allowed Rice to sweep its cross-town rivals for just second time in program history. Rice also won both games in 1993.

▶ The Owls posted a combined 9-0 record vs. Houston in Football, Men's Basketball and Baseball.

Close Decisions

▶ Rice lost a total of seven games by four points or less - N 18 at Santa Clar (66-65); N 23 at North Texas (68-65); N 27 at Texas (62-59); D 23 vs. Oral Roberts (80-78); J 5 vs. Tulane (85-81); J 12 vs. Southern Miss (81-78 ot); and F 26 vs. East Carolina (71-68).

▶ The Owls were 2-6 in Conference USA play at home with the six losses decided by an average of just over five points.

▶ Three of the Owls' victories were decided by a possession. Rice beat Lamar 75-73 and in Las Vegas posted a 66-63 victory over Stetson.

▶ At the Conference USA Championship, a last-second SMU shot rattled away and **Arsalan Kazemi** came away with the rebound to give the Owls a 58-57 win over the Mustangs in the opening round of the tournament.

Overtime Outcomes

▶ During the 2011 Conference USA campaign, Rice played three games that went to overtime. The Owls were 1-2 in those contests including the 79-71 victory over Houston. SMU posted a 76-66 overtime win over the Owls and Southern Miss defeated Rice 81-78.

▶ The 2010-11 season marked the first time since the 2005-06 season Rice played multiple overtime games. The 2005-06 season also marks the last time three Rice games went to overtime during league play.

STUDENT-Athletes

▶ Rice Basketball received Conference USA's Sport Academic Award over the summer. The award annually recognizes the team with the highest grade point average for each conference-sponsored sport. Rice had a 3.00 team grade

point average last spring. The Owls' cumulative team grade point average was a 2.950 following the spring semester.

▶ Rice is the only Conference USA institution to have a player named to the league's all-academic team each of the past five seasons. Sophomores **Connor Frizzelle** and **Lucas Kuipers** were both repeat selections to the Conference USA All-Academic Team.

▶ A day after scoring a career-high 25 points in a 71-61 road win at Tulane, Frizzelle was named to the CoSIDA/Capital One Academic All-District VI Team as selected by the membership of the College Sports Information Directors of America.

▶ **Nate Schwarze** joined Frizzelle and Kuipers on the National Association of Basketball Coaches (NABC) Honors Court. In order to be named to the Honors Court, student-athletes had to meet a set of standards including being either a junior or senior, have a cumulative 3.20 or higher grade point average at the conclusion of the 2010-11 academic year and have matriculated at least one year at their NCAA or NAIA institution.

▶ Rice was one of 28 NCAA Division I institutions to have multiple honorees on the NABC Honors Court.

2010-11 Rice Results

Date	Opponent	Result	Att.	High Points	High Rebounds
Nov. 12	ST. THOMAS	W, 63-51	1,726	17-Stanton	14-Kazemi
Nov. 14	GRAMBLING	W, 86-57	1,312	17-Frizzelle, Jackson	10-Kazemi
Nov. 18	at Santa Clara	L, 66-65	1,312	17-Kazemi	16-Kazemi
Nov. 21	ST. GREGORY'S	W, 75-58	1,337	19-Kazemi	9-Stanton
Nov. 23	at North Texas	L, 68-65	3,453	15-Jackson	12-Kazemi
Nov. 27	at Texas	L, 62-59	10,969	Kazemi-13	8-Kazemi
Dec. 1	ARIZONA	L, 84-57	2,680	17-Kazemi	6-Kazemi
Dec. 4	LAMAR	W, 75-73	1,427	24-Kazemi	11-Kazemi
Dec. 16	UALR	W, 65-55	1,339	15-Kazemi	9-Kazemi
Dec. 21	vs. Stetson	W, 66-63	1,180	19-Kazemi	12-Kazemi
Dec. 22	vs. Miami	L, 73-67	1,095	26-Kazemi	14-Kazemi
Dec. 23	vs. ORU	L, 80-78	974	25-Jackson	11-Kazemi
Dec. 29	LSU	W, 74-68	3,358	19-Kazemi	17-Kazemi
Jan. 2	TCU	W, 70-61	1,433	20-Kazemi	9-Stanton
Jan. 5	TULANE	L, 85-81	1,282	28-Kazemi	13-Kazemi
Jan. 8	at Tulsa	L, 75-64	5,439	14-Kazemi	15-Kazemi
Jan. 12	SOUTHERN MISS	L, 81-78 ot	1,635	21-Frizzelle	7-Stanton, Kazemi
Jan. 15	at UTEP	L, 66-43	8,761	10-Chadwick	10-Kazemi
Jan. 22	at UCF	W, 57-50	9,347	15-Frizzelle	14-Kazemi
Jan. 26	HOUSTON	W, 79-71 ot	2,312	18-Frizzelle	13-Kazemi
Jan. 29	SMU	L, 75-68	1,910	21-Kazemi	16-Kazemi

Feb. 2	at Tulane	W, 71-61	1,842	25-Frizzelle	19-Kazemi
Feb. 5	UTEP	L, 59-53	2,134	13-Frizzelle	10-Kazemi
Feb. 12	at UAB	L, 74-68	6,034	17-Kazemi	5-Stanton, Kazemi
Feb. 16	at Marshall	L, 72-61	5,500	21-Jackson	9-Kazemi
Feb. 19	MEMPHIS	W, 67-52	2,324	20-Jackson	12-Kazemi
Feb. 23	at SMU	L, 76-66 ot	1,707	22-Jackson	9-Kazemi
Feb. 26	EAST CAROLINA	L, 71-68	1,514	18-Jackson	11-Kazemi
Mar. 2	TULSA	L, 67-57	1,685	14-Kuipers	7-Kazemi
Mar. 5	at Houston	W, 72-57	3,473	15-Kuipers	8-Kazemi
Mar. 9	vs. SMU	W, 58-57	6,916	24-Kazemi	13-Kazemi
Mar. 10	vs. Tulsa	L, 81-72	11,223	15-Jackson	8-Kuipers

Dec. 16-23 Las Vegas Holiday Hoops Classic (Dec. 21-23 at Las Vegas, Nev.)

Mar. 9-10 Conference USA Tournament; El Paso, Texas

Attendance	G	Total	Avg./Game
Home	16	29,408	1,838
Away	11	57,837	5,258
Neutral	5	21,388	4,278
Total	32	108,633	3,395

Record	Overall	Home	Away	Neutral
All Games	14-18	9-7	3-8	2-3
Conference USA	5-11	2-6	3-5	0-0
Non-Conference	9-7	7-1	0-3	2-3

2010-11 Rice Statistics

Player	G/GS	Min/Avg.	Total		3-Point		Free Throw		Off.	Rebounds			PF/D	A	TO	Blk.	Stl.	Pts./Avg.
			FG-A	Pct.	3FG-A	Pct.	FT-A	Pct.		Def.	Tot.	Avg.						
Arsalan Kazemi	32/30	954/29.8	146-278	.525	0-0	.000	195-271	.720	120	231	351	11.0	85/0	43	57	26	38	487/15.2
Tamir Jackson	32/32	1064/33.2	143-338	.423	24-68	.353	134-183	.732	25	62	87	2.7	81/1	115	87	0	41	444/13.9
Connor Frizzelle	32/17	881/27.5	112-291	.385	35-116	.302	82-91	.901	10	49	59	1.8	46/1	45	54	0	45	341/10.7
Lucas Kuipers	32/31	691/21.6	91-211	.431	39-105	.371	23-30	.767	33	75	108	3.4	85/2	26	40	11	15	244/7.6
Trey Stanton	32/6	613/19.2	70-171	.409	11-44	.250	29-42	.690	40	87	127	4.0	63/0	24	37	16	8	180/5.6
Cory Pflieger	32/12	681/21.3	44-126	.349	40-109	.367	11-15	.733	6	59	65	2.0	41/1	46	24	2	13	139/4.3
Suleiman Braimoh	31/6	335/10.8	50-103	.515	0-0	.000	31-49	.633	32	33	65	2.1	63/1	6	24	9	14	137/4.4
Bryan Beasley	28/14	459/16.4	16-48	.333	8-21	.381	8-20	.400	8	26	34	1.2	37/0	45	26	5	22	48/1.7
David Chadwick	22/0	138/6.3	16-27	.593	1-8	.125	2-4	.500	6	15	21	1.0	11/0	4	4	3	1	35/1.6
Trevan Abraham	30/11	282/9.4	11-46	.239	3-22	.136	9-10	.900	3	17	20	0.7	39/0	36	16	0	7	34/1.1
Omar Oraby	16/0	57/3.6	14-24	.583	0-0	.000	4-11	.364	8	9	17	1.1	15/0	0	9	4	3	32/2.0
Nate Schwarze	29/1	251/8.7	6-17	.353	6-15	.400	2-6	.333	4	19	23	0.8	28/0	19	11	0	10	20/0.7
Stuart Pirri	8/0	9/1.1	1-4	.250	1-4	.250	0-0	.000	1	1	2	0.3	2/0	2	0	0	0	3/0.4
J.R. Reynolds	15/0	45/3.0	1-6	.167	0-1	.000	0-0	.000	0	4	4	0.3	5/0	0	3	0	0	2/0.1
Emerson Herndon	5/0	15/3.0	1-6	.167	0-0	.000	0-1	.000	2	4	6	1.2	2/0	0	0	0	0	2/0.4
Team									53	40	93				1			
Totals	32		725-1696	.427	168-513	.327	530-733	.723	351	731	1082	33.8	603/6	411	393	76	217	2148/67.1
Opponents	32		706-1606	.440	244-645	.378	493-692	.712	279	729	1008	31.5	647/21	409	435	101	188	2149/67.2
Score by Periods	1st	2nd	OT	Totals														
Rice	956	1150	42	2148														
Opponents	992	1110	47	2149														

2010-11 Rice Conference USA Statistics

Player	G/GS	Min/Avg.	Total		3-Point		Free Throw		Rebounds				PF/D	A	TO	Blk.	Stl.	Pts./Avg.
			FG-A	Pct.	3FG-A	Pct.	FT-A	Pct.	Off.	Def.	Tot.	Avg.						
Tamir Jackson	16/16	562/35.1	73-171	.427	12-34	.353	71-97	.732	14	30	44	2.8	45/1	61	49	0	28	229/14.3
Arsalan Kazemi	16/15	487/30.4	61-141	.433	0-0	.000	84-119	.706	58	120	178	11.1	48/0	27	31	18	22	206/12.9
Connor Frizzelle	16/10	521/32.6	64-164	.390	22-69	.319	43-48	.896	7	32	39	2.4	29/1	28	27	0	23	193/12.1
Lucas Kuipers	16/15	327/20.4	45-108	.417	23-56	.411	13-15	.867	15	31	46	2.9	46/0	8	21	8	11	126/7.9
Trey Stanton	16/1	279/17.4	32-72	.444	6-19	.316	9-15	.600	21	32	53	3.3	37/0	12	13	4	4	79/4.9
Suleiman Braimoh	16/5	160/10.0	26-52	.500	0-0	.000	15-23	.652	14	10	24	1.5	33/0	3	14	8	9	67/4.2
Cory Pflieger	16/3	289/18.1	20-50	.400	19-44	.432	4-5	.800	3	28	31	1.9	13/0	15	13	1	9	63/3.9
David Chadwick	14/0	116/8.3	14-21	.667	1-6	.167	1-2	.500	5	12	17	1.2	10/0	4	4	3	1	30/2.1
Bryan Beasley	16/12	288/18.0	11-32	.344	6-16	.375	1-8	.125	4	12	16	1.0	24/0	24	18	1	10	29/1.8
Omar Oraby	10/0	33/3.3	5-12	.417	0-0	.000	2-7	.286	3	6	9	0.9	7/0	0	5	2	2	12/1.2
Trevan Abraham	15/2	93/6.2	3-15	.200	1-6	.167	4-4	1.000	2	4	6	0.4	12/0	11	4	0	2	11/0.7
Nate Schwarze	14/1	79/5.6	1-5	.200	1-5	.200	0-2	.000	1	8	9	0.6	14/0	4	4	0	2	3/0.2
Stuart Pirri	4/0	5/1.3	1-3	.333	1-3	.333	0-0	.000	1	1	2	0.5	0/0	2	0	0	0	3/0.8
J.R. Reynolds	9/0	36/4.0	1-3	.333	0-1	.000	0-0	.000	0	3	3	0.3	4/0	0	3	0	0	2/0.2
Team									21	22	43				1			
Totals	16		357-849	.420	92-259	.355	247-345	.716	169	351	520	32.5	322/2	199	207	45	123	1053/65.8
Opponents	16		346-777	.445	115-307	.375	285-375	.760	134	377	511	31.9	309/8	203	226	64	105	1092/68.2
Score by Periods	1st	2nd	OT	Totals														
Rice	464	547	42	1053														
Opponents	489	556	47	1092														

2010-11 Game-by-Game Statistics

Date	Team	FG-A	Pct.	3FG-A	Pct.	FT-A	Pct.	O	D	REB	PF-D	A	TO	BL	ST	PTS	1st-2nd
N 12	St. Thomas	19-61	.311	9-32	.281	4-7	.281	6	22	28	27-0	12	7	1	5	51	30-21
	Rice	17-49	.347	2-24	.083	27-33	.818	12	38	50	14-0	13	12	3	3	63	29-34
N 13	Grambling State	18-49	.367	9-24	.375	12-30	.400	9	16	25	21-0	13	19	2	9	57	27-30
	Rice	30-57	.526	6-16	.375	20-21	.952	12	33	45	25-0	15	18	3	6	86	34-52
N 18	Rice	23-53	.434	6-14	.429	13-17	.765	13	21	34	24-0	10	20	1	12	65	41-24
	Santa Clara	20-46	.435	3-13	.231	23-30	.767	11	16	27	20-0	10	20	5	10	66	35-31
N 21	Saint Gregory's	21-56	.375	7-19	.368	9-11	.818	12	27	39	17-0	11	23	3	3	58	30-28
	Rice	27-68	.397	4-15	.267	17-23	.739	16	23	39	14-0	16	8	2	9	75	37-38
N 23	Rice	26-66	.394	7-17	.412	6-8	.750	10	27	37	21-1	9	9	1	4	65	31-34
	North Texas	22-56	.393	3-19	.158	21-26	.808	9	32	41	15-0	9	8	6	5	68	25-43
N 27	Rice	21-51	.412	6-15	.400	11-16	.688	9	18	27	12-0	10	6	1	4	59	23-36
	Texas	20-49	.408	11-25	.440	11-18	.611	12	20	32	13-0	15	7	3	1	62	20-42
D 1	Arizona	30-53	.566	11-26	.423	13-14	.929	9	27	36	26-1	16	14	4	5	84	37-47
	Rice	18-48	.375	2-11	.182	19-29	.655	11	14	25	15-0	11	13	0	5	57	21-36
D 4	Lamar	25-52	.481	9-18	.500	14-20	.700	6	21	27	25-3	12	10	3	4	73	37-36
	Rice	23-47	.489	6-16	.375	23-33	.697	12	23	35	17-0	13	13	1	5	75	27-48
D 16	UALR	19-54	.352	10-23	.435	7-18	.389	12	19	31	15-0	12	7	0	5	55	28-27
	Rice	24-47	.511	6-18	.333	11-15	.733	5	28	33	16-0	21	9	4	3	65	31-34
D 21	Rice	23-52	.442	7-23	.304	13-23	.565	19	22	41	17-0	11	12	3	5	66	31-35
	Stetson	22-54	.407	6-24	.250	13-17	.765	14	20	34	22-0	9	13	0	4	63	30-33
D 22	Miami	22-45	.489	13-23	.565	16-22	.727	5	20	25	19-1	14	11	2	4	73	34-39
	Rice	20-49	.408	7-18	.389	20-28	.714	11	21	32	16-0	15	10	1	6	67	73-67
D 23	Oral Roberts	29-51	.569	10-16	.625	12-14	.857	5	19	24	19-0	22	12	3	5	80	47-33
	Rice	27-51	.529	5-11	.455	19-23	.826	7	18	25	12-0	16	12	1	6	78	38-40

Owls Record When ...

Overall	14-18
Conference USA Games	5-11
White Uniforms	9-9
Blue Uniforms	5-9
At Home	9-7
On the Road	3-8
Neutral Site	2-3
Coming Off a Win	6-9
Coming Off a Loss	7-9
With 2 or More Practice Days	13-14
With 1 Day Between Games	1-1
Playing Day After Competiton	0-3
Games Decided by 3 Points or Fewer	3-6
Games Decided by 4-9 Points	4-6
Games Decided by 10+ Points	7-6
Overtime	1-2
Rice Scores First	6-5
Leads at the Half	7-6
Trails at the Half	4-11
Tied at the Half	3-1

D 29	LSU	22-62	.355	12-28	.429	12-24	.500	15	16	31	37-3	14	11	0	9	68	26-42
	Rice	20-38	.526	2-10	.200	32-47	.681	8	31	39	20-0	10	14	3	5	74	31-43
J 2	TCU	23-47	.489	7-20	.350	8-15	.533	4	23	27	22-1	14	16	2	7	61	30-31
	Rice	21-50	.420	2-16	.125	26-30	.867	9	25	34	16-0	12	11	2	7	70	30-40
J 5	Tulane	24-47	.511	12-18	.667	25-34	.735	10	17	27	20-1	15	12	4	5	85	31-54
	Rice	30-54	.556	3-13	.231	18-26	.692	12	18	30	25-1	18	13	4	7	81	31-50
J 8	Rice	23-61	.377	5-16	.313	13-23	.565	17	23	40	25-0	9	16	0	10	64	21-43
	Tulsa	20-42	.476	5-18	.278	20-36	.833	3	26	29	19-0	10	13	4	12	75	35-40
J 12	Southern Miss	29-63	.460	6-18	.333	17-20	.850	13	23	36	22-0	12	17	6	10	81	25-43-13
	Rice	26-55	.473	10-20	.500	16-22	.727	10	23	33	21-0	20	21	3	7	78	34-34-10
J 15	Rice	18-49	.367	6-22	.273	1-2	.500	6	27	33	16-0	13	16	2	3	43	23-20
	UTEP	24-51	.471	7-13	.538	11-17	.647	4	26	30	8-0	16	7	1	11	66	31-35
J 22	Rice	17-49	.347	3-8	.375	20-28	.714	14	26	40	21-0	10	11	2	5	57	25-32
	UCF	14-46	.304	2-15	.133	20-28	.714	10	23	33	23-0	8	9	9	6	50	27-23
J 26	Houston	23-49	.469	10-17	.588	15-21	.714	9	24	33	25-2	14	19	5	6	71	31-25-15
	Rice	27-61	.443	7-16	.438	18-31	.581	16	19	35	19-0	17	12	8	9	79	28-28-23
J 29	SMU	27-48	.563	11-26	.423	10-14	.714	2	19	21	20-1	22	15	4	11	75	35-40
	Rice	22-50	.440	6-15	.400	18-24	.750	11	21	32	17-0	12	19	1	9	68	29-39
F 2	Rice	23-49	.469	7-16	.438	18-20	.900	4	28	32	20-0	13	9	2	5	71	31-40
	Tulane	21-54	.389	5-23	.217	14-23	.609	12	22	34	16-0	12	10	3	3	61	31-30
F 5	UTEP	19-41	.463	4-13	.308	17-24	.708	5	26	31	16-0	10	16	4	6	59	27-32
	Rice	17-51	.333	7-20	.350	12-17	.706	11	22	33	20-0	11	13	1	12	53	26-27
F 12	Rice	24-49	.490	5-13	.385	15-15	1.000	6	21	27	22-0	10	15	2	8	68	37-31
	UAB	23-49	.469	12-25	.480	16-20	.800	8	19	27	16-0	15	14	4	6	74	33-41
F 16	Rice	23-53	.434	3-18	.167	12-15	.800	8	16	24	18-0	11	9	4	8	61	24-37
	Marshall	22-49	.449	5-18	.278	23-24	.958	12	24	36	15-0	13	13	1	2	72	30-42

Owls Record When ...

Leads with 10 Minutes to Play	12-3
Trails with 10 Minutes to Play	2-15
Tied with 10 Minutes to Play	0-0
Leads with 5 Minutes to Play	12-3
Trails with 5 Minutes to Play	2-15
Tied with 5 Minutes to Play	0-0
Rice Shoots 50% or Better	3-2
Opponent Shoots 50% or Better	0-5
Rice Shoots Better than Opponent	10-5
Rice Outrebounds Opponent	12-9
Opponent Outrebounds Rice	1-8
Rebounds are the Same	1-1
Rice Shoots 70% or Better from Line	8-10
Rice Shoots More Free Throws	11-7
Opponent Shoots More FTs	2-11
Free Throw Attempts are the Same	1-0

F 19	Memphis	17-48	.354	3-17	.176	15-19	.789	8	22	30	25-1	9	19	7	8	52	26-26
	Rice	22-50	.440	4-11	.364	19-29	.655	13	26	39	15-0	11	16	7	14	67	35-32
F 23	Rice	20-52	.385	8-20	.400	18-22	.818	6	19	25	27-1	8	12	4	8	66	18-39-9
	SMU	19-50	.380	6-25	.240	32-38	.842	13	28	41	21-0	11	14	2	6	76	27-30-19
F 26	East Carolina	24-50	.480	14-27	.519	9-15	.600	11	18	29	21-0	17	13	2	5	71	43-28
	Rice	22-49	.449	7-19	.368	17-25	.680	11	19	30	17-0	16	11	2	7	68	33-35
M 2	Tulsa	21-47	.447	7-20	.350	18-23	.783	9	36	45	23-1	9	21	4	5	67	30-37
	Rice	19-60	.317	2-13	.154	17-24	.708	11	21	32	20-0	6	9	1	5	57	29-28
M 5	Rice	24-57	.421	9-19	.474	15-22	.682	13	22	35	19-0	14	5	2	6	72	40-32
	Houston	19-43	.442	6-14	.429	13-19	.684	5	24	29	19-0	10	14	4	3	57	27-30
M 9	Rice	20-56	.357	4-16	.250	14-18	.778	15	21	36	14-0	13	10	2	5	58	27-31
	SMU	21-46	.457	6-18	.333	9-15	.600	8	24	32	18-0	11	15	2	3	57	27-30
M 10	Rice	28-65	.431	4-14	.286	12-24	.500	13	17	30	28-1	17	9	3	9	72	33-39
	Tulsa	27-48	.563	3-10	.300	24-36	.667	8	30	38	22-1	12	16	1	4	81	40-41

Owls Record When ...

Rice Commits Fewer Turnovers	9-10
Rice Commits More Turnovers	5-6
Turnovers are the Same	0-2
Rice Bench Outscores Opponent's	9-13
Rice Scores 90+ Points	0-0
Rice Scores 80-89	1-1
Rice Scores 70-79	7-3
Rice Scores Less Than 70	6-14
Opponent Scores 90+ Points	0-0
Opponent Scores 80-89	0-4
Opponent Scores 70-79	2-8
Opponent Scores Less Than 70	12-6
Afternoon Games	5-5
Evening Games	9-13
Televised on CBS Sports Network	1-2
Televised on Comcast	2-2
Games in November	3-3
Games in December	4-3
Games in January	3-5
Games in February	2-5
Games in March	2-2

More Game-by-Game Numbers

Date	Opponent	T/O	Second		Fast		Bench	Ties	Leads
			Chance	Paint	Break				
N 12	St. Thomas	15	12	24	0	37	0	2	
N 14	Grambling State	22	12	24	4	31	0	0	
N 18	at Santa Clara	21	13	30	6	10	0	0	
N 21	Saint Gregory's	27	12	44	10	41	0	0	
N 23	at North Texas	5	14	24	4	15	3	4	
N 27	at Texas	7	12	26	8	19	4	3	
D 1	Arizona	14	10	24	6	14	2	1	
D 4	Lamar	5	10	24	0	16	2	2	
D 16	UALR	14	7	30	2	28	3	1	
D 21	vs. Stetson	13	21	28	6	22	2	3	
D 22	vs. Miami	16	12	24	2	12	1	2	
D 23	vs. Oral Roberts	23	11	40	9	30	4	0	
D 29	LSU	14	10	22	0	20	1	1	
J 2	TCU	20	10	24	2	30	3	1	
J 5	Tulane	10	19	42	2	23	10	9	
J 8	at Tulsa	14	15	36	2	37	0	0	
J 12	Southern Miss	26	14	28	0	31	3	3	
J 15	at UTEP	2	4	12	0	27	0	1	
J 22	at UCF	9	11	22	2	21	1	1	
J 26	Houston	21	12	34	10	35	4	6	
J 29	SMU	19	14	22	4	12	0	0	
F 2	at Tulane	18	5	24	2	10	5	5	

Date	Opponent	T/O	Second		Fast		Bench	Ties	Leads
			Chance	Paint	Break				
F 5	UTEP	10	5	8	4	19	1	1	
F 12	at UAB	22	8	28	4	19	2	6	
F 16	at Marshall	12	6	34	12	15	4	3	
F 19	Memphis	14	9	16	2	20	0	1	
F 23	at SMU	18	6	16	2	5	2	2	
F 26	East Carolina	8	10	28	2	15	4	2	
M 2	Tulsa	13	13	28	2	31	5	4	
M 5	at Houston	16	12	26	2	16	0	14	
M 9	vs. SMU	25	13	24	3	2	1	3	
M 10	vs. Tulsa	13	13	28	4	22	1	0	
	Totals	486	355	844	118	685	68	68	
	Avg/Game	15.2	11.1	26.4	3.7	21.4	2.1	2.1	
	Opp Totals	416	276	700	82	509	45	65	
	Avg/Game	13.0	8.6	21.9	2.6	15.9	1.4	2.0	

2010-11 Superlatives

RICE TEAM HIGHS

Points: 86 vs. Grambling State	Nov. 14, 2010
Field Goals Made: 30 vs. Grambling State	Nov. 14, 2010
30 vs. Tulane	Jan. 5, 2011
Field Goal Attempts: 68 vs. Saint Gregory's	Nov. 21, 2010
Field Goal Percentage: .556 (30-54) vs. Tulane	Jan. 5, 2011
3-Point Field Goals Made: 10 vs. Southern Miss	Jan. 12, 2011
3-Point Field Goal Attempts: 24 vs. St. Thomas	Nov. 12, 2010
3-Point Field Goal Percentage: .500 (10-20) vs. USM	Jan. 12, 2011
Free Throws Made: 32 vs. LSU	Dec. 29, 2010
Free Throw Attempts: 47 vs. LSU	Dec. 29, 2010
Free Throw Percentage: .1000 (15-15) at UAB	Feb. 12, 2011
Rebounds: 50 vs. St. Thomas	Nov. 12, 2010
Assists: 21 vs. UALR	Dec. 16, 2010
Steals: 14 vs. Memphis	Feb. 19, 2011
Blocked Shots: 8 vs. Houston	Jan. 26, 2011
Turnovers: 21 vs. Southern Miss	Jan. 12, 2011
Fouls: 28 vs. Tulsa	Mar. 10, 2011

RICE INDIVIDUAL HIGHS

Points: 28, Arsalan Kazemi vs. Tulane	Jan. 5, 2011
Field Goals Made: 10, Arsalan Kazemi vs. Tulane	Jan. 5, 2011
Field Goal Attempts: 17, Connor Frizzelle vs. USM	Jan. 12, 2011
17, Tamir Jackson vs. Tulsa	Mar. 10, 2011

3-Point FGs Made: 5, Connor Frizzelle at Tulane	Feb. 2, 2011
3-Point FGs Attempts: 10, Connor Frizzelle vs. USM	Jan. 12, 2011
Free Throws Made: 14, Arsalan Kazemi vs. Lamar	Dec. 4, 2010
FT Attempts: 18, Arsalan Kazemi vs. Lamar	Dec. 4, 2010
Rebounds: 19, Arsalan Kazemi at Tulane	Feb. 2, 2011
Assists: 8, Tamir Jackson vs. UALR	Dec. 16, 2010
Steals: 5, 3 Times	
Last Time: Connor Frizzelle vs. Tulsa	Mar. 10, 2011
Blocked Shots: 4, Arsalan Kazemi vs. Tulane	Jan. 5, 2011
4, Arsalan Kazemi vs. Houston	Jan. 26, 2011

OPPONENT TEAM HIGHS

Points: 85 by Tulane	Jan. 5, 2011
Field Goals Made: 30 by Arizona	Jan. 1, 2010
Field Goal Attempts: 63 by Southern Miss	Jan. 12, 2011
Field Goal Percentage: .569 (29-51) by Oral Roberts	Dec. 23, 2010
3-Point FGs Made: 14 by East Carolina	Feb. 26, 2011
3-Point FGs Attempts: 32 by St. Thomas	Nov. 12, 2010
3-Point FGs Percentage: .667 (12-18) by Tulane	Jan. 5, 2011
Free Throws Made: 32 by SMU	Feb. 23, 2011
Free Throw Attempts: 38 by SMU	Feb. 23, 2011
FT Percentage: .958 (23-24) by Marshall	Feb. 16, 2011
Rebounds: 45 by Tulsa	Mar. 2, 2011
Assists: 22 by Oral Roberts	Dec. 23, 2011
22 by SMU	Jan. 29, 2011

Steals: 12 by Tulsa	Jan. 8, 2011
Blocked Shots: 9 by UCF	Jan. 22, 2011
Turnovers: 23 by Saint Gregory's	Nov. 21, 2010
Fouls: 27 by St. Thomas	Nov. 12, 2010

OPPONENT INDIVIDUAL HIGHS

Points: 37 by Jamarr Sanders, UAB	Feb. 12, 2011
Field Goals Made: 11 by Robert Nyakundi, SMU	Jan. 29, 2011
11 by Jamarr Sanders, UAB	Feb. 12, 2011
Field Goal Attempts: 22 by Jamarr Sanders, UAB	Feb. 12, 2011
3-Point FGs Made: 8 by Jamarr Sanders, UAB	Feb. 12, 2011
3-Point FG Attempts: 14 by Jamarr Sanders, UAB	Feb. 12, 2011
Free Throws Made: 10 by Kendall Timmons, Tulane	Jan. 5, 2011
10 by Marcus Jordan, UCF	Jan. 22, 2011
Free Throw Attempts: 14 by Kendall Timmons, Tulane	Jan. 5, 2011
Rebounds: 16 by George Odufuwa, North Texas	Nov. 23, 2010
Assists: 9 by Aaron Johnson, UAB	Feb. 12, 2011
9 by Brock Young, East Carolina	Feb. 26, 2011
Steals: 5 by Bryson Pope, Tulsa	Jan. 8, 2011
5 by Sai'Quon Stone, Southern Miss	Jan. 12, 2011
Blocked Shots: 4, 3 Times	
Last: by Keith Clanton, UCF	Jan. 22, 2011

2010-11 Game-by-Game Starters

Date	Opponent	F	F	G	G	G
N 12	St. Thomas	Kazemi	Kuipers	Abraham	Jackson	Pflieger
N 14	Grambling State	Kazemi	Kuipers	Abraham	Jackson	Pflieger
N 18	at Santa Clara	Kazemi	Kuipers	Stanton (c)	Jackson	Frizzelle
N 21	Saint Gregory's	Braimoh	Kuipers	Stanton (c)	Jackson	Frizzelle
N 23	at North Texas	Kazemi	Kuipers	Stanton (c)	Jackson	Frizzelle
N 27	at Texas	Kazemi	Kuipers	Stanton (c)	Jackson	Frizzelle
D 1	Arizona	Kazemi	Kuipers	Stanton (c)	Jackson	Frizzelle
D 4	Lamar	Kazemi	Kuipers	Abraham	Jackson	Pflieger
D 16	UALR	Kazemi	Kuipers	Abraham	Jackson	Pflieger
D 21	vs. Stetson	Kazemi	Kuipers	Abraham	Jackson	Pflieger
D 22	vs. Miami	Kazemi	Kuipers	Abraham	Jackson	Pflieger
D 23	vs. Oral Roberts	Kazemi	Kuipers	Abraham	Jackson	Pflieger
D 29	LSU	Kazemi	Kuipers	Abraham	Jackson	Pflieger
J 2	TCU	Kazemi	Kuipers	Abraham	Jackson	Pflieger
J 5	UTEP	Kazemi	Kuipers	Abraham	Jackson	Pflieger
J 12	Southern Miss	Kazemi	Kuipers	Braimoh (f)	Jackson	Schwarze
J 15	at UTEP	Kazemi	Kuipers	Braimoh (f)	Jackson	Frizzelle

Date	Opponent	F	F	G	G	G
J 22	at UCF	Kazemi	Kuipers	Braimoh (f)	Jackson	Beasley
J 26	Houston	Kazemi	Kuipers	Braimoh (f)	Jackson	Beasley
J 29	SMU	Kazemi	Kuipers	Frizzelle	Jackson	Beasley
F 2	at Tulane	Kazemi	Kuipers	Frizzelle	Jackson	Beasley
F 5	UTEP	Kazemi	Kuipers	Frizzelle	Jackson	Beasley
F 12	at UAB	Kazemi	Kuipers	Frizzelle	Jackson	Beasley
F 16	at Marshall	Kazemi	Kuipers	Frizzelle	Jackson	Beasley
F 19	Memphis	Kazemi	Kuipers	Frizzelle	Jackson	Beasley
F 23	at SMU	Kazemi	Kuipers	Frizzelle	Jackson	Beasley
F 26	East Carolina	Kazemi	Kuipers	Frizzelle	Jackson	Beasley
M 2	Tulsa	Braimoh	Stanton	Pflieger	Jackson	Beasley
M 5	at Houston	Kazemi	Kuipers	Frizzelle	Jackson	Beasley
M 9	vs. SMU	Kazemi	Kuipers	Frizzelle	Jackson	Beasley
M 10	vs. Tulsa	Kazemi	Kuipers	Frizzelle	Jackson	Beasley

Miscellaneous Statistics

^LED RICE IN SCORING

Tamir Jackson	11
Arsalan Kazemi	8
Connor Frizzelle	4
Suleiman Braimoh	3
Lawrence Ghoram	3
Lucas Kuipers	3
Trey Stanton	3

*LED RICE IN SCORING

Arsalan Kazemi	15
Tamir Jackson	8
Connor Frizzelle	6
Lucas Kuipers	2
David Chadwick	1
Trey Stanton	1

^LED RICE IN REBOUNDING

Arsalan Kazemi	29
Trey Stanton	4
Lucas Kuipers	1

^LED RICE IN ASSISTS

Tamir Jackson	21
Trevan Abraham	5
Connor Frizzelle	5
Bryan Beasley	4
Cory Pflieger	4
Arsalan Kazemi	2
Lucas Kuipers	2
Cory Pflieger	1

DOUBLE-FIGURE SCORING GAMES

Tamir Jackson	29
Arsalan Kazemi	29
Connor Frizzelle	19
Lucas Kuipers	9
Trey Stanton	5
Cory Pflieger	3
Suleiman Braimoh	2
David Chadwick	1
Total	97

20-POINT SCORING GAMES

Arsalan Kazemi	6
Tamir Jackson	5
Connor Frizzelle	2
Total	13

DOUBLE-FIGURE REBOUNDING GAMES

Arsalan Kazemi	19
Total	19

DOUBLE-DOUBLES

Arsalan Kazemi	18
Total	18

OR LEADING TO POINTS

Arsalan Kazemi	64
Trey Stanton	20
Lucas Kuipers	19
Suleiman Braimoh	18
Tamir Jackson	13
David Chadwick	5
Cory Pflieger	4
Omar Oraby	3
Bryan Beasley	2
Connor Frizzelle	2
Trevan Abraham	1
Stuart Pirri	1
Nate Schwarze	1
Team	21
Total	174

SECOND-CHANCE POINT

Arsalan Kazemi	123
Tamir Jackson	52
Lucas Kuipers	43
Trey Stanton	38
Suleiman Braimoh	34
Connor Frizzelle	22
Cory Pflieger	15
David Chadwick	9
Omar Oraby	9
Bryan Beasley	5
Trevan Abraham	3
J.R. Reynolds	2

Rice Total 355

Opponent Total 276

BLOCKS LEADING TO

CHANGE OF POSSESSIONS	
Arsalan Kazemi	12
Trey Stanton	10
Lucas Kuipers	8
Suleiman Braimoh	7
Bryan Beasley	3
Omar Oraby	3
David Chadwick	2
Cory Pflieger	1
Total	46

SCORED THE OWLS' FIRST POINTS

Lucas Kuipers	10
Tamir Jackson	7
Connor Frizzelle	4
Arsalan Kazemi	4
Bryan Beasley	2
Suleiman Braimoh	2
Trey Stanton	2
Nate Schwarze	1

***OWLS' FIRST SUBSTITUTION**

Trey Stanton	16
Connor Frizzelle	7
Cory Pflieger	6
Suleiman Braimoh	5
Trevan Abraham	3
Bryan Beasley	3
Nate Schwarze	3
David Chadwick	1
Arsalan Kazemi	1

**FREE THROWS LAST 4 MINUTES/OT
GAMES DECIDED BY 10 POINTS OR FEWER**

Lucas Kuipers	2-2	1.000
Cory Pflieger	3-3	1.000
Connor Frizzelle	26-28	.928
Tamir Jackson	45-57	.789
Trey Stanton	3-4	.750
Arsalan Kazemi	27-39	.692
Cory Pflieger	2-3	.667
Bryan Beasley	3-6	.500
Suleiman Braimoh	1-2	.500
Nate Schwarze	2-4	.500
Rice Total	114-148	.770

BENCH POINTS

Connor Frizzelle	160
Trey Stanton	157
Suleiman Braimoh	111
Cory Pflieger	90
David Chadwick	33
Omar Oraby	32
Arsalan Kazemi	30
Bryan Beasley	20
Nate Schwarze	20
Lucas Kuipers	14
Trevan Abraham	12
Stuart Pirri	3
Emerson Herndon	2
J.R. Reynolds	2

Rice Total 686
Opponents 511

CHARGES DRAWN

Arsalan Kazemi	22
Cory Pflieger	15
Connor Frizzelle	4
Nate Schwarze	4
Trey Stanton	2
Trevan Abraham	1
Suleiman Braimoh	1
Tamir Jackson	1
Total	50

FLOOR BURNS

Arsalan Kazemi	13
Nate Schwarze	10
Lucas Kuipers	9
Connor Frizzelle	8
Tamir Jackson	8
Suleiman Braimoh	6
Cory Pflieger	6
Bryan Beasley	5
Trey Stanton	4
Suleiman Braimoh	4
David Chadwick	1
J.R. Reynolds	1
Total	75

DEFLECTIONS

Arsalan Kazemi	46
Tamir Jackson	38
Trevan Abraham	17
Connor Frizzelle	17
Lucas Kuipers	16
Cory Pflieger	15
Suleiman Braimoh	14
Nate Schwarze	14
Bryan Beasley	13
Trey Stanton	8
Omar Oraby	2
David Chadwick	1
J.R. Reynolds	1
Total	202

DUNKS

Arsalan Kazemi	30
Suleiman Braimoh	9
Trey Stanton	8
Omar Oraby	2
Total	49

*Denotes Includes Co-Leaders

*Denotes Multiple Substitutions
Included

RICE 63, ST. THOMAS 51 · TUDOR FIELDHOUSE · HOUSTON, TEXAS · NOVEMBER 12, 2010

- ▶ Rice picked up its second straight season-opening victory and improved to 55-42 in season openers. The Owls are now 37-12 in season openers played at home.
- ▶ The Rice bench scored 37 points, including a team-high 17 by Trey Stanton. Suleiman Braimoh added 11 points and Connor Frizzelle finished with nine points in performances off the bench.
- ▶ Arsalan Kazemi posted his 10th career double-double with a 13-point, 14-rebound effort.
- ▶ Rice missed on its first nine field goal attempts of the game/season. But the Owls had held UST to just three points over the same stretch. Stanton's jumper with 14:15 to play in the opening half was the Owls' first field goal and gave the home team a 4-3 lead.
- ▶ Rice led just 39-36 following a jumper by the Celts' Kosi Nwosu with 14:50 to play but from there the Owls put together a 13-2 run that stretched the margin to 14 points, 52-38 with 8:10 left.
- ▶ After Stanton had answered Nwosu's jumper with a Rice basket, the Owls' rally was sparked on the defensive side of the floor. Owl starting guard Tamir Jackson deflected the ball from Caleb Williams. Williams dived on the floor to try to regain control but flipped the ball instead to Rice's Connor Frizzelle who pushed the ball up the floor, made a pass back to Jackson who found Kazemi open for a dunk.
- ▶ While the team struggled with perimeter shooting, Rice had a strong performance at the free throw line. The Owls converted 27-of-33 free throw attempts (81.8 percent).

Officials: Terry Oglesby, Brent Dugas, Nathan Quick

Attendance: 1,726

St. Thomas	30	21	-	51
Rice	29	34	-	63

St. Thomas 51 | 2-2

No	Name	FG-A	3FG-A	FT-A	REB	PF	TP	A	TO	BL	ST	MIN
22	Bryan Kaase	2-3	0-1	0-0	2	3	4	3	1	0	2	21
44	Henoc Jean	0-1	0-0	0-0	0	3	0	0	0	0	0	11
50	Triston Grounds	2-4	1-3	0-0	3	3	5	0	0	1	0	20
3	Jeremy Lewis	7-13	4-8	1-1	4	4	19	1	3	0	0	21
12	Travis Lampley	0-3	0-0	1-3	4	3	1	3	1	0	1	22
0	Barrett Lauer	0-0	0-0	0-0	0	0	0	0	0	0	0	1
1	Kosi Nwosu	3-12	0-4	2-2	2	1	8	0	0	0	0	21
13	Melvin Roberts	1-4	1-3	0-0	2	1	3	3	1	0	0	23
20	Patrick Graves	1-6	1-6	0-0	1	3	3	0	0	0	0	11
23	Johnathan Denning	1-2	1-2	0-0	0	0	3	0	0	0	0	4
33	Caleb Williams	1-8	1-3	0-1	7	4	3	0	1	0	1	25
34	Anthony Medina	1-5	0-2	0-0	0	2	2	2	0	0	1	20
TOTALS		19-61	9-32	4-7	28	27	51	12	7	1	5	200
FG Percentage - 31.1		3FG Percentage - 28.1		FT Percentage - 57.1								

Rice 63 | 1-0

No	Name	FG-A	3FG-A	FT-A	REB	PF	TP	A	TO	BL	ST	MIN
14	Arsalan Kazemi	2-3	0-0	9-10	14	3	13	2	2	1	0	24
20	Lucas Kuipers	1-4	0-1	6-6	7	1	8	2	1	0	0	19
0	Trevar Abraham	0-3	0-3	0-0	2	0	0	0	1	0	0	14
3	Tamir Jackson	2-9	1-5	0-0	1	2	5	2	2	0	0	31
32	Cory Pflieger	0-8	0-5	0-0	2	2	0	3	0	0	0	29
1	Nate Schwarze	0-1	0-1	0-0	4	1	0	2	1	0	0	14
4	Connor Frizzelle	3-10	1-7	2-4	4	3	9	0	2	0	3	26
11	Suleiman Braimoh	4-4	0-0	3-4	6	2	11	0	0	0	0	18
15	Trey Stanton	5-7	0-2	7-9	6	0	17	2	3	2	0	25
TOTALS		17-49	2-24	27-33	50	14	63	13	12	3	3	200
FG Percentage - 34.7		3FG Percentage - 8.3		FT Percentage - 81.8								

RICE 86, GRAMBLING STATE 57 | TUDOR FIELDHOUSE | HOUSTON, TEXAS | NOVEMBER 14, 2010

- ▶ Lucas Kuipers started a 12-2 run with a basket and closed the rally out with a three-pointer that gave Rice a 46-32 lead with 16:47 to play. Kuipers was 7-for-7 from the field and finished with 15 points. His shooting tied for the second-most field goals made during a perfect shooting performance in program history.
- ▶ After a 2-for-9 shooting night in the opener, Tamir Jackson scored a game-high 17 points in the win. Jackson was 6-for-8 from the field, knocked down his lone three-point attempt and was 4-for-4 from the free throw line.
- ▶ Connor Frizzelle came off the bench to also score 17 points for Rice. He was 4-for-11 from the field and perfect on eight free throws.
- ▶ Arsalan Kazemi registered a double-double for the second time in as many games and the 11th time in his career. Kazemi's 4-for-7 shooting performance included a pair of dunks as he finished with 12 points and 10 rebounds.
- ▶ After scoring more than half the team's points in the team's opener, the Rice bench finished with 31 points in the Grambling State victory.
- ▶ The Owls' 95.2 percent free throw shooting percentage marked the third-best performance at the line since records have been kept. Rice was 20-of-21 at the line.
- ▶ Rice emptied its bench with two minutes to play. Freshmen Omar Oraby (4 points and 2 rebounds) and David Chadwick (2 points and 1 rebound) scored their first career points while J.R. Reynolds had a rebound in the game. Freshman starting point guard Trevan Abraham also scored his first career points in the game.

Officials: Antinio Petty, Don Daily, Winston Stith

Attendance: 1,312

Grambling State	27	30	-	57
Rice	34	52	-	86

Grambling State 57 | 0-2

No	Name	FG-A	3FG-A	FT-A	REB	PF	TP	A	TO	BL	ST	MIN
11	Justin Patton	3-7	2-3	2-3	4	1	10	0	3	0	2	25
24	Brandon Wilson	4-10	0-2	6-14	5	3	14	1	5	0	2	27
33	Chris Britt-Black	0-0	0-0	0-0	1	4	0	0	1	0	0	7
2	Donald Qualls	5-12	4-9	3-4	1	1	17	3	1	0	4	26
21	Rupert Rose	0-2	0-1	1-2	2	4	1	4	2	0	0	22
0	Derron Hobbs	1-5	0-2	0-5	1	1	2	3	3	0	0	16
1	Rydell Harris	0-1	0-0	0-0	1	2	0	1	1	0	0	10
3	Raschard T. Boatner	2-4	2-4	0-0	1	1	6	0	0	0	1	17
20	Lance Feurtado	0-0	0-0	0-0	0	1	0	0	1	0	0	1
32	Yondarius Johnson	2-5	1-3	0-0	1	0	5	0	0	0	0	12
40	Peter Roberson	1-3	0-0	0-0	5	3	2	1	2	2	0	33
42	Steven Dandridge	0-0	0-0	0-2	0	0	0	0	0	0	0	4
TOTALS		18-49	9-24	12-30	25	21	57	13	19	2	9	200

FG Percentage - 36.7 • 3FG Percentage - 37.5 • FT Percentage - 40.0

Rice 86 | 2-0

No	Name	FG-A	3FG-A	FT-A	REB	PF	TP	A	TO	BL	ST	MIN
14	Arsalan Kazemi	4-7	0-0	4-5	10	1	12	0	3	1	0	28
20	Lucas Kuipers	7-7	1-1	0-0	4	4	15	1	1	0	0	17
0	Trevan Abraham	0-0	0-0	2-2	1	4	2	3	2	0	0	12
3	Tamir Jackson	6-8	1-1	4-4	1	1	17	3	1	0	1	33
32	Cory Pflieger	3-6	3-6	0-0	2	4	9	5	2	0	1	22
1	Nate Schwarze	0-0	0-0	0-0	3	2	0	2	1	0	1	18
4	Connor Frizzelle	4-11	1-4	8-8	1	3	17	0	6	0	2	31
5	Emerson Herndon	0-2	0-0	0-0	3	1	0	0	0	0	0	2
11	Suleiman Braimoh	2-4	0-0	2-2	6	2	6	0	0	0	0	12
13	Stuart Pirri	0-1	0-1	0-0	0	0	0	0	0	0	0	2
15	Trey Stanton	1-6	0-2	0-0	7	2	2	1	2	1	1	17
30	David Chadwick	1-2	0-1	0-0	1	0	2	0	0	0	0	2
34	Omar Oraby	2-3	0-0	0-0	2	1	4	0	0	1	0	2
44	J.R. Reynolds	0-0	0-0	0-0	1	0	0	0	0	0	0	2
TOTALS		30-57	6-16	20-21	45	25	86	15	18	3	6	200

FG Percentage - 52.6 • 3FG Percentage - 37.5 • FT Percentage - 95.2

SANTA CLARA 66, RICE 65 · LEAVEY CENTER · SANTA CLARA, CALIF. · NOVEMBER 18, 2010

- ▶ Kevin Foster, brother of former Rice player Rodney Foster, connected on a three-pointer with 17.8 seconds to play and give Santa Clara its only lead of the game. Foster, the Broncos' leading scorer had been held to six points and 1-for-8 shooting prior to making the game-winning trey.
- ▶ Arsalan Kazemi established what at the time was a new rebounding career high by grabbing 16 boards in the game. He also had 17 points and two steals.
- ▶ In addition to scoring 15 points, Tamir Jackson had five assists and matched a career mark with five steals.
- ▶ After game-high scoring performances off the bench in the Owls' first two games, Connor Frizzelle and Trey Stanton received their first starting nods of the season. Frizzelle scored 15 points in his first start while Stanton had seven points and seven rebounds.
- ▶ Both Rice and Santa Clara had 20 turnovers in the game.
- ▶ Rice led by as many as 10 points in each half.
- ▶ The Owls did not score in the final three minutes of the game. Rice turned the ball over twice, missed two field goal attempts and a free throw during the final three minutes of the loss.

Officials: Ken Ditty, Bobby McRoy, Ronald Brokenbrough

Attendance: 1,312

Rice	41	24	-	65
Santa Clara	35	31	-	66

Rice Owls 65 | 2-1

No	Name	FG-A	3FG-A	FT-A	REB	PF	TP	A	TO	BL	ST	MIN
14	Arsalan Kazemi	6-8	0-0	5-6	16	3	17	0	2	0	2	34
20	Lucas Kuipers	0-4	0-4	2-2	0	4	2	0	3	0	1	20
15	Trey Stanton	3-9	1-3	0-0	7	2	7	2	4	1	0	29
3	Tamir Jackson	6-15	1-1	2-5	3	1	15	5	5	0	5	34
4	Connor Frizzelle	4-8	2-2	4-4	3	3	14	1	3	0	4	29
0	Trevan Abraham	0-2	0-0	0-0	0	1	0	1	1	0	0	12
1	Nate Schwarze	1-1	1-1	0-0	0	1	3	0	0	0	0	5
5	Emerson Herndon	0-0	0-0	0-0	1	1	0	0	0	0	0	2
11	Suleiman Braimoh	2-3	0-0	0-0	2	5	4	0	2	0	0	10
30	David Chadwick	0-0	0-0	0-0	0	0	0	0	0	0	0	1
32	Cory Pflieger	1-3	1-3	0-0	1	3	3	1	0	0	0	24

TOTALS 23-53 6-14 13-17 34 24 65 10 20 1 12 200

FG Percentage - 43.4 • 3FG Percentage - 42.9 • FT Percentage - 76.5

Santa Clara 66 | 2-1

No	Name	FG-A	3FG-A	FT-A	REB	PF	TP	A	TO	BL	ST	MIN
1	Troy Payne	1-5	0-0	0-0	3	3	2	0	1	1	1	18
10	Ben Dowdell	3-3	0-0	2-2	2	3	8	2	5	0	2	25
15	Marc Trasolini	4-8	0-1	0-1	7	1	8	1	1	3	2	31
12	Robert Smith	3-7	1-4	3-3	4	2	10	1	2	0	2	26
21	Kevin Foster	2-9	2-4	3-4	1	0	9	2	4	0	2	29
0	Evan Roquemore	1-3	0-1	6-6	1	1	8	2	1	1	0	23
3	Chris Cunningham	2-2	0-0	2-3	4	4	6	0	3	0	0	13
13	Michael Santos	1-2	0-0	0-1	3	0	2	0	0	0	1	9
25	John McArthur	0-0	0-0	0-0	0	2	0	0	2	0	0	3
31	Niyi Harrison	2-3	0-0	5-8	2	3	9	0	0	0	0	8
42	Raymond Charles III	1-4	0-3	2-2	0	1	4	2	1	0	0	15

TOTALS 20-46 3-13 23-30 27 20 66 10 20 5 10 200

FG Percentage - 43.5 • 3FG Percentage - 23.1 • FT Percentage - 76.7

RICE 75, SAINT GREGORY'S 58 | TUDOR FIELDHOUSE | HOUSTON, TEXAS | NOVEMBER 21, 2010

- ▶ Saint Gregory's played its second of three games against Division I opponents. The NAIA school suffered a 50-point loss to future Rice opponent Arkansas-Little Rock earlier in the week.
- ▶ Fayzon Richie, who scored 25 points against UALR, almost single-handedly kept the Cavaliers in the game against the Owls. Richey had 26 points, 10 rebounds, two assists, a block and a steal while playing all 40 minutes.
- ▶ The Owls led by seven points at halftime and built a 10-point lead against SGU. But a four-point play by Richie with 12:09 remaining cut the lead back to six, 51-45. After a dunk by Rice's Suleiman Braimoh, Tony Walker answered with another trey for the Cavaliers and the Owls' lead was cut to five.
- ▶ Connor Frizzelle came off the bench to also score 17 points for Rice. He was 4-for-11 from the field and perfect on eight free throws.
- ▶ Trevan Abraham's driving layup sparked a 7-0 run and triggered a strong finish by the Owls who outscored Saint Gregory's 20-7 over the final 10 minutes of the game.
- ▶ Arsalan Kazemi scored 19 points in 24 minutes of play. He also had three assists and three steals in the game.
- ▶ Junior guard Connor Frizzelle took a hard fall when he was fouled going to the basket. Frizzelle had to be helped directly to the locker room and did not return to play.
- ▶ Rice scored 27 points off 23 turnovers in the game.

Officials: Rick Hartzall, Peter Juzenas, Chuck Jones

Attendance: 1,337

Saint Gregory's	30	28	-	58
Rice	37	38	-	75

Saint Gregory's 58 | 3-1

No	Name	FG-A	3FG-A	FT-A	REB	PF	TP	A	TO	BL	ST	MIN
20	Greg Batiste	0-4	0-0	1-2	8	3	1	1	4	0	0	38
40	Louis Marshall	2-6	0-0	0-0	6	3	4	4	3	0	0	36
11	Dylan Lemley	6-16	1-4	1-1	6	3	14	2	3	0	0	40
35	Brandon Jackson	0-2	0-0	0-0	1	3	0	2	4	2	1	22
45	Fayzon Richey	9-20	4-11	4-5	10	1	26	2	5	1	1	40
5	Jay Valerius	0-0	0-0	2-2	2	4	2	0	0	0	0	6
10	Tony Walker	4-8	2-4	1-1	2	0	11	0	4	0	1	18
TOTALS		21-56	7-19	9-11	39	17	58	11	23	3	3	200
FG Percentage - 37.5		3FG Percentage - 36.8		FT Percentage - 81.8								

Rice 75 | 3-1

No	Name	FG-A	3FG-A	FT-A	REB	PF	TP	A	TO	BL	ST	MIN
11	Suleiman Braimoh	2-7	0-0	3-4	2	3	7	1	0	0	2	20
20	Lucas Kuipers	2-6	1-4	0-0	4	0	5	4	0	0	1	21
15	Trey Stanton	3-12	0-2	2-4	9	0	8	1	1	1	0	25
3	Tamir Jackson	6-10	0-1	2-2	2	4	14	0	3	0	1	22
4	Connor Frizzelle	0-0	0-0	0-0	0	0	0	0	0	0	0	1
0	Trevan Abraham	2-3	1-2	0-0	0	1	5	1	1	0	1	17
1	Nate Schwarze	1-1	1-1	0-0	3	1	3	2	0	0	1	24
5	Emerson Herndon	1-3	0-0	0-0	2	0	2	0	0	0	0	7
12	Bryan Beasley	1-2	0-0	1-2	2	1	3	2	1	1	0	13
14	Arsalan Kazemi	6-13	0-0	7-9	8	2	19	3	1	0	3	24
30	David Chadwick	0-1	0-1	0-0	0	0	0	0	0	0	0	4
32	Cory Pflieger	3-7	1-4	2-2	2	0	9	2	0	0	0	17
34	Omar Oraby	0-1	0-0	0-0	2	2	0	0	1	0	0	2
44	J.R. Reynolds	0-2	0-0	0-0	0	0	0	0	0	0	0	3
TOTALS		27-68	4-15	17-23	39	14	75	16	8	2	9	200
FG Percentage - 39.7		3FG Percentage - 26.7		FT Percentage - 73.9								

NORTH TEXAS 68, RICE 65 • THE SUPER PIT • DENTON, TEXAS • NOVEMBER 23, 2010

- ▶ North Texas scored 11 of the game's final 15 points, and in a contest typical of the series, beat Rice 68-65. Heading into the 10th meeting in the series, the last four games had each been decided by two points.
- ▶ Rice enjoyed a 31-25 halftime lead, but after Lucas Kuipers opened the second half scoring with a three, North Texas rallied. Tristan Thompson put the Mean Green on his back and scored 10 consecutive points. Thompson's efforts were part of a 12-0 Mean Green run that gave UNT a 40-36 lead.
- ▶ Thompson tied the game at 61-61 with a pair of free throws and made the second of two attempts at the 1:37 mark to give the Mean Green the lead for good. Cory Pflieger missed a three-point attempt with just over a minute to play and Kedrick Hogans basket made it a three-point game.
- ▶ Shannon Shorter answered a pair of drives to the basket and layins by Rice's Tamir Jackson with two sets of free throws in the final 18 seconds to help the Mean Green to the win.
- ▶ Rice sophomore forward Arsalan Kazemi finished with 11 points and 12 rebounds for his fourth double-double in five games.
- ▶ Connor Frizzelle, who had been cleared to play following a nasty fall just two days earlier against Saint Gregory's, started and finished with nine points, four rebounds and a team-high four assists.

Officials: John Hampton, Tim Gattis, Keith Kimble

Attendance: 3,453

Rice	31	34	-	65
North Texas	25	43	-	68

Rice Owls 68 | 3-2

No	Name	FG-A	3FG-A	FT-A	REB	PF	TP	A	TO	BL	ST	MIN
14	Arsalan Kazemi	5-11	0-0	1-2	12	4	11	0	0	0	0	30
20	Lucas Kuipers	5-10	3-5	0-0	6	5	13	0	1	0	0	19
15	Trey Stanton	1-6	0-1	0-0	3	3	2	0	2	1	0	20
3	Tamir Jackson	6-14	1-3	2-2	1	1	15	1	1	0	1	33
4	Connor Frizzelle	3-13	1-3	2-2	4	0	9	4	3	0	2	23
1	Nate Schwarze	0-1	0-0	0-0	0	2	0	3	0	0	0	17
11	Suleiman Braimoh	4-5	0-0	1-2	6	4	9	1	2	0	0	19
12	Bryan Beasley	0-0	0-0	0-0	0	1	0	0	0	0	0	4
32	Cory Pflieger	2-5	2-5	0-0	3	1	6	0	0	0	1	26
TOTALS		26-66	7-17	6-8	37	21	65	9	9	1	4	200
FG Percentage - 39.4		3FG Percentage - 41.2		FT Percentage - 75.0								

North Texas Mean Green 65 | 3-1

No	Name	FG-A	3FG-A	FT-A	REB	PF	TP	A	TO	BL	ST	MIN
4	George Odufuwa	4-6	0-0	3-4	16	2	11	1	1	2	0	34
34	Kedrick Hogans	4-9	0-0	0-0	5	3	8	0	0	4	0	31
10	Josh White	2-9	0-4	0-0	7-8	1	26	1	1	0	3	33
14	Tristan Thompson	8-18	3-8	7-8	1	1	26	1	1	0	3	33
21	Shannon Shorter	1-5	0-3	6-6	4	0	8	0	2	0	0	21
1	Dominique Johnson	1-4	0-3	3-4	4	3	5	5	3	0	0	27
15	Ben Knox	0-0	0-0	0-0	0	3	0	0	0	0	0	4
30	Jacob Holmen	2-5	0-1	1-2	1	1	5	0	1	0	0	9
42	Raymond Charles III	0-0	0-0	1-2	0	1	1	0	0	0	0	6
TOTALS		22-56	3-19	21-26	41	15	68	9	8	6	5	200
FG Percentage - 39.3		3FG Percentage - 15.8		FT Percentage - 80.8								

TEXAS 62, RICE 59 · FRANK ERWIN CENTER · AUSTIN, TEXAS · NOVEMBER 27, 2010

- ▶ Texas led by as many as seven points in the second half, but Rice was able to close the gap in the final minutes. Tamir Jackson's two free throws with 2:10 to play made it a one possession game, 58-55, and following a missed shot by Texas' Gary Johnson, Arsalan Kazemi was fouled when he came down with a rebound of his own missed shot. His two free throws cut the Longhorns' lead to 58-57 with 56 seconds to play.
- ▶ With 6.2 seconds to play, Tamir Jackson was able to take the inbounds pass and race down the sideline but his three-point attempt missed and the No. 20-ranked Longhorns held on for the win.
- ▶ Texas could not extend its lead to more than two possessions in the final seven minutes of the game.
- ▶ Texas' 11, three-pointers made was an early season high against Rice. The Longhorns were 9-for-15 from behind the three-point arc in the second half (60 percent).
- ▶ The Longhorns would need all the three-pointers they could muster. The Owls' zone defense held Texas to 9-for-24 shooting from inside the three-point line (37.5 percent).
- ▶ Rice senior Cory Pflieger came off the bench to register his first double-figure scoring game of the season. Pflieger was 4-for-6 from three-point range to finish with 12 points. He also had four rebounds and two assists in 27 minutes of playing time.
- ▶ Rice turned the ball over just six times against Texas. It was the third straight game the Owls had single-digit turnovers. The Longhorns had seven turnovers in the game.

Officials: Tom O'Neill, James Breeding, Terry Davis

Attendance: 10,969

Rice	23	36	-	59
Texas	20	42	-	62

Rice Owls 59 | 3-3

No	Name	FG-A	3FG-A	FT-A	REB	PF	TP	A	TO	BL	ST	MIN
14	Arsalan Kazemi	3-5	0-0	7-10	8	3	13	0	1	0	1	28
20	Lucas Kuipers	4-10	1-3	0-0	3	0	9	0	1	0	0	28
15	Trey Stanton	1-8	0-2	0-0	4	2	2	2	1	1	0	29
3	Tamir Jackson	4-9	0-1	4-6	2	3	12	1	1	0	1	34
4	Connor Frizzelle	2-6	0-2	0-0	0	0	4	1	0	0	0	21
1	Nate Schwarze	0-0	0-0	0-0	0	1	0	0	0	0	0	6
5	Emerson Herndon	0-0	0-0	0-0	0	0	0	0	0	0	0	0+
11	Suleiman Braimoh	2-4	0-0	0-0	2	0	4	0	1	0	0	8
12	Bryan Beasley	1-3	1-1	0-0	2	3	3	4	1	0	1	19
32	Cory Pflieger	4-6	4-6	0-0	4	1	12	2	0	0	1	27
TOTALS		21-51	6-15	11-16	27	12	59	10	6	1	4	200
FG Percentage - 41.2		3FG Percentage - 40.0		FT Percentage - 68.8								

Texas Longhorns 62 | 5-1

No	Name	FG-A	3FG-A	FT-A	REB	PF	TP	A	TO	BL	ST	MIN
1	Gary Johnson	3-8	0-0	2-2	6	4	8	2	2	0	0	34
13	Tristan Thompson	2-2	0-0	6-11	10	2	10	2	2	2	1	34
3	Jordan Hamilton	4-13	4-8	1-2	5	0	13	3	1	1	0	29
4	Dogus Balbay	0-1	0-0	0-0	0	3	0	2	1	0	0	12
5	Cory Joseph	5-8	4-6	0-1	2	2	14	3	0	0	0	34
10	Jai Lucas	3-9	2-6	0-0	2	0	8	3	0	0	0	30
14	J'Covan Brown	2-6	1-5	0-0	2	0	5	0	1	0	0	15
20	Alexis Wangmene	0-1	0-0	2-2	3	2	2	0	0	0	0	7
21	Matt Hill	1-1	0-0	0-0	0	0	2	0	0	0	0	5
TOTALS		20-49	11-25	11-18	32	13	62	15	7	3	1	200
FG Percentage - 40.8		3FG Percentage - 44.0		FT Percentage - 61.1								

ARIZONA 84, RICE 68 • TUDOR FIELDHOUSE • HOUSTON, TEXAS • DECEMBER 1, 2010

- ▶ During a 22-4 run that saw the Wildcats go from an 8-8 tie to leading by 18 points, Arizona scored 11, second-chance points. The rally gave Arizona a 30-12 lead with 6:56 to play in the first half. The Wildcats made the most of seven, first-half offensive rebounds scoring 15, second-chance points in the period.
- ▶ Arizona outrebounded the Owls 36-25, marking the first time during the season Rice was outrebounded by double figures. After Arsalan Kazemi's six rebounds, no Rice player had more than two rebounds in the game.
- ▶ Rice freshman center Omar Oraby made the most of an early season-high four minutes of action, going 2-for-2 from the field, scoring five points and grabbing an offensive rebound.
- ▶ Despite foul trouble, Arizona All-America candidate Derrick Williams registered a double-double in 24 minutes of action. He scored 18 points, had 10 rebounds and two steals. Williams was 7-for-8 from the field and 3-for-3 at the free throw line.
- ▶ The game marked the first time a Pac-10 Conference school played at Rice since the 2006-07 season when Oregon posted a 79-73 victory.

Officials: Ruben Ramos, Bobby McRoy, Deron White

Attendance: 2,680

Arizona	37	47	-	84
Rice	21	36	-	57

Arizona Wildcats 84 | 6-1

No	Name	FG-A	3FG-A	FT-A	REB	PF	TP	A	TO	BL	ST	MIN
23	Derrick Williams	7-8	1-1	3-3	10	5	18	1	3	0	2	24
42	Jamelle Horne	5-8	4-7	1-1	1	3	15	0	1	1	1	23
44	Solomon Hill	2-4	0-1	2-2	5	2	6	3	1	0	0	18
12	Lamont Jones	5-8	1-3	0-0	4	4	11	3	2	0	0	24
21	Kyle Fogg	2-7	2-5	0-0	1	2	6	3	1	0	1	24
0	Dondre Wise	0-0	0-0	2-2	1	0	2	1	0	0	0	2
1	Kyryl Natyazhko	1-2	1-1	0-0	2	4	3	0	1	1	0	11
2	Daniel Bejarano	0-0	0-0	0-0	1	0	0	0	0	0	0	2
3	Kevin Parrom	1-2	0-1	2-2	3	1	4	2	2	2	1	19
20	Jordin Mayes	4-8	2-6	1-2	3	0	11	1	2	0	0	16
24	Brendon Lavender	1-3	0-1	2-2	1	2	4	1	1	0	0	14
33	Jesse Perry	2-3	0-0	0-0	3	1	4	1	0	0	0	14
50	Alex Jacobson	0-0	0-0	0-0	1	2	0	0	0	0	0	8
52	Max Wiepking	0-0	0-0	0-0	0	0	0	0	0	0	0	1

TOTALS 30-53 11-26 13-14 36 26 84 16 14 4 5 200

FG Percentage - 56.6 • 3FG Percentage - 42.3 • FT Percentage - 92.9

Rice Owls 68 | 3-2

No	Name	FG-A	3FG-A	FT-A	REB	PF	TP	A	TO	BL	ST	MIN
14	Arsalan Kazemi	4-5	0-0	9-10	6	3	17	2	2	0	1	29
20	Lucas Kuipers	1-10	0-5	0-0	1	2	2	2	4	0	0	24
15	Trey Stanton	0-2	0-1	0-0	1	0	0	1	1	0	0	13
3	Tamir Jackson	3-9	0-0	7-12	2	3	13	3	2	0	1	31
4	Connor Frizzelle	5-9	1-2	0-0	1	0	11	1	2	0	2	27
0	Trevan Abraham	0-1	0-1	0-0	0	3	0	0	0	0	0	11
1	Nate Schwarze	0-0	0-0	0-0	0	0	0	0	0	0	0	2
5	Emerson Herndon	0-1	0-0	0-1	0	0	0	0	0	0	0	4
11	Suleiman Braimoh	2-4	0-0	1-2	2	1	5	0	0	0	0	11
12	Bryan Beasley	0-1	0-0	1-2	2	0	1	2	0	0	1	13
13	Stuart Pirri	0-0	0-0	0-0	0	2	0	0	0	0	0	2
30	David Chadwick	0-1	0-0	0-0	0	0	0	0	0	0	0	2
32	Cory Pflieger	1-2	1-2	0-0	2	1	3	0	2	0	0	25
34	Oamar Oraby	2-2	0-0	1-2	1	0	5	0	0	0	0	4
44	J.R. Reynolds	0-1	0-0	0-0	0	0	0	0	0	0	0	2

TOTALS 18-48 2-11 19-29 25 15 57 11 13 0 5 200

FG Percentage - 37.5 • 3FG Percentage - 18.2 • FT Percentage - 65.6

RICE 75, LAMAR 73 · TUDOR FIELDHOUSE · HOUSTON, TEXAS · DECEMBER 4, 2010

- ▶ The Owls grabbed their first lead since 2-0 when Connor Frizzelle dropped a jumper to make the score 52-51 with 11:13 to play in the game. A 6-0 Lamar run later in the period gave the Cardinals a 63-60 lead before Cory Pflieger hit one of his four treys and Lucas Kuipers later answered a Brandon Davis three with one of his won to tie the game at 66-66. Rice would not trail again.
- ▶ Nothing came easy, however, and the game was tied 71-71 with 38 seconds left. After Rice inbounded the ball from its half of the floor, Arsalan Kazemi was fouled on a drive to the basket. The ball fell in but the basket was waved off. Kazemi made two free throws, although the first shot spun for a moment on the rim before dropping in. After a defensive rebound following a missed shot by Donley Minor to answer, Pflieger made two additional free throws to put the Owls up by four with six seconds left.
- ▶ Rice trailed the Cardinals 37-27 at the break. The Lamar lead was as many as 13 points late in the first half. The comeback tied for the 10th largest deficit overcome by a Rice team since the mid-1980s.
- ▶ Kazemi scored 24 points on a perfect 5-for-5 shooting day while making 14-of-18 free throws. He also corralled 11 rebounds to register his fifth double-double of the season.
- ▶ Kazemi capped a two-game week in which he was 9-for-10 from the field and made 23-of-28 free throws.
- ▶ In his return to the Rice starting lineup, Pflieger scored a season-high 13 points. He was 3-for-4 from three-point range and made all four of his free throws. The senior also equaled a game high with four assists.
- ▶ The Owl win snapped a three-game winning streak by Lamar in the series.

Officials: Randy Heimerman, Bret Smith, Brent Dugas

Attendance: 1,427

Lamar	37	36	-	73
Rice	27	48	-	75

Lamar Cardinals 73 | 4-4

No	Name	FG-A	3FG-A	FT-A	REB	PF	TP	A	TO	BL	ST	MIN
24	Vincenzo Nelson	3-3	0-0	0-0	0	5	6	1	1	0	1	22
52	Coy Custer	1-4	0-0	1-2	4	5	3	1	2	1	0	22
1	Anthony Miles	3-9	0-2	4-4	2	1	10	4	2	1	1	32
21	Charlie Harper	5-11	0-1	6-6	9	5	16	2	0	0	2	26
23	Kendrick Harris	8-10	4-5	0-2	2	3	20	1	1	0	0	31
0	Orlando Brazier	0-1	0-0	0-2	3	1	0	0	1	0	0	7
4	Devon Lamb	0-1	0-0	0-0	0	0	0	0	0	0	0	7
5	Mike James	0-2	0-1	1-2	1	0	1	1	1	0	0	8
10	Brandon Davis	4-7	4-7	0-0	1	0	12	1	0	0	0	22
22	Donley Minor	1-3	1-2	0-0	0	1	3	0	0	0	0	6
25	Darius Harris	0-0	0-0	0-0	0	1	0	0	2	0	0	2
35	Stan Brown	0-1	0-0	2-2	2	3	2	1	0	1	0	15
TOTALS		25-52	9-18	14-20	27	25	73	12	10	3	4	200
FG Percentage - 48.1		3FG Percentage - 50.0		FT Percentage - 70.0								

Rice Owls 75 | 4-4

No	Name	FG-A	3FG-A	FT-A	REB	PF	TP	A	TO	BL	ST	MIN
14	Arsalan Kazemi	5-5	0-0	14-18	11	2	24	0	1	1	1	31
20	Lucas Kuipers	3-5	2-3	0-1	2	3	8	1	0	0	0	20
0	Trevan Abraham	1-5	0-1	0-0	1	1	2	4	1	0	0	22
3	Tamir Jackson	4-9	0-2	4-6	5	3	12	2	4	0	0	26
32	Cory Pflieger	3-4	3-4	4-4	4	1	13	4	1	0	0	24
1	Nate Schwarze	0-0	0-0	0-0	0	0	0	0	0	0	0	11
4	Connor Frizzelle	3-10	1-5	0-0	0	2	7	1	1	0	1	25
11	Suleiman Braimoh	1-1	0-0	0-2	1	1	2	0	0	0	0	6
12	Bryan Beasley	0-2	0-1	0-0	0	1	0	0	1	0	1	10
15	Trey Stanton	3-6	0-0	1-2	8	3	7	1	4	0	2	25
TOTALS		23-47	6-16	23-33	35	17	75	13	13	1	5	200
FG Percentage - 48.9		3FG Percentage - 37.5		FT Percentage - 69.7								

RICE 65, UALR 55 · TUDOR FIELDHOUSE · HOUSTON, TEXAS · DECEMBER 16, 2010

- ▶ Rice trailed by as many as nine points early. UALR drained six of its first nine field goal attempts from beyond the three-point arc and enjoyed a 26-18 lead when Solomon Bozeman knocked down the Trojans' sixth trey with 7:49 remaining in the half.
- ▶ UALR would miss its final four shots of the half from behind the three-point line and the Owls would rally. Rice closed out the period with a 13-2 run, capped by a high-flying Trey Stanton dunk off a pass from Jackson.
- ▶ Freshman Omar Oraby came off the bench to score four points in the final minutes of the period. He gave Rice its first lead since 2-0 when he took a pass from Cory Pflieger and got inside for an authoritative dunk through traffic. His basket put the Owls up 29-28 with 2:15 to play in the first period. Stanton's dunk in the final seconds of the half gave Rice a 31-28 lead at the break.
- ▶ Rice had 21 assists on the night. Only three of the team's 24 field goals came without an assist.
- ▶ Rice shot 51.1 percent for the game — 52 percent in the first half and 50 percent in the second.
- ▶ After getting off to a hot shooting game, especially from three-point range, UALR shot just 35 percent for the game. The Trojans also made just 7-of-18 free throw attempts.
- ▶ Tamir Jackson equaled a career high with eight assists. He also scored 12 points and grabbed six rebounds.

Officials: Mark Whitehead, Sean Casey, Doug Sirmons

Attendance: 2,680

UALR	28	27	-	55
Rice	31	34	-	65

UALR Trojans 55 | 6-5

No	Name	FG-A	3FG-A	FT-A	REB	PF	TP	A	TO	BL	ST	MIN
12	Courtney Jackson	2-3	0-0	0-2	4	1	4	0	1	0	1	26
32	Eric Kibi	1-4	0-0	0-0	5	2	2	2	2	0	0	15
10	D'Andre Williams	3-7	2-3	1-2	5	0	9	0	1	0	0	28
21	Alex Garcia-Mendoza	5-10	1-3	2-2	6	3	13	2	1	0	0	30
22	Solomon Bozeman	4-13	4-8	1-2	2	2	13	4	1	0	3	36
2	Tramar Sutherland	1-2	0-0	0-0	1	0	2	0	0	0	0	3
5	Marion Louzeiro	0-2	0-0	1-2	0	1	1	0	0	0	0	5
13	Daylon Guy	0-2	0-2	0-0	1	0	0	2	0	0	1	20
20	Matt Mouzy	3-7	3-7	0-0	0	2	9	1	0	0	0	9
33	Derrick Bails	0-1	0-0	0-4	2	2	0	0	1	0	0	13
40	Montrell Thornton	0-2	0-0	2-4	4	1	2	1	0	0	0	10
55	Gus Leeper	0-1	0-0	0-0	0	1	0	0	0	0	0	5
TOTALS		19-54	10-23	7-18	31	15	55	12	7	0	5	200
FG Percentage - 35.2		3FG Percentage - 43.5		FT Percentage - 38.9								

Rice Owls 65 | 5-4

No	Name	FG-A	3FG-A	FT-A	REB	PF	TP	A	TO	BL	ST	MIN
14	Arsalan Kazemi	6-8	0-0	3-6	9	2	15	2	1	1	1	31
20	Lucas Kuipers	3-3	1-1	0-0	6	2	7	0	1	1	0	22
0	Trevar Abraham	0-2	0-1	0-0	2	1	0	3	1	0	0	18
3	Tamir Jackson	5-11	2-5	0-0	6	4	12	8	2	0	1	32
32	Cory Pflieger	1-5	1-4	0-0	3	2	3	2	0	0	0	30
1	Nate Schwarze	1-1	1-1	1-2	0	0	4	3	1	0	0	13
4	Connor Frizzelle	3-8	1-5	6-6	3	1	13	1	0	0	0	26
13	Stuart Pirri	0-0	0-0	0-0	0	0	0	0	0	0	0	0+
15	Trey Stanton	3-7	0-1	1-1	2	2	7	2	2	1	0	19
30	David Chadwick	0-0	0-0	0-0	0	0	0	0	0	0	0	3
34	Omar Oraby	2-2	0-0	0-0	0	2	4	0	1	1	1	6
44	J.R. Reynolds	0-0	0-0	0-0	0	0	0	0	0	0	0	0+
TOTALS		24-47	6-18	11-15	33	16	65	21	9	4	3	200
FG Percentage - 51.1		3FG Percentage - 33.3		FT Percentage - 73.3								

RICE 66, STETSON 63 | SOUTH POINT ARENA | LAS VEGAS, NEV. | DECEMBER 21, 2010

- ▶ Going to the free throw line with 18 seconds on the clock, Tamir Jackson was 2-for-6 at the stripe. But the Rice sophomore knocked down two big ones and the Owl defense was stout on the perimeter in the final seconds to hold off Stetson for a 66-63 victory.
- ▶ After Jackson put Rice up by three points, the Owls' perimeter defense kept the Hatters from a good look at a game-tying basket as Tyshawn Patterson's three-point attempt missed its mark.
- ▶ Rice never trailed in the second half. The Hatters tied the game at 38-38 with 15:03 to play before Cory Pflieger was able to bookend three-pointers around an Arsalan Kazemi dunk then Jackson scored inside to put the Owls in front, 48-38.
- ▶ Kazemi led Rice with his sixth double-double of the season, scoring 19 points and grabbing 12 rebounds. He was 7-for-10 from the field and 5-for-6 from the free throw line in 32 minutes of play.
- ▶ Rice outrebounded Stetson 41-34 and the Owls scored a season-high 21, second-chance points in the game.

Officials: Rick Crawford, Darryl Smith, John Dillon

Attendance: 1,180

Rice	31	35	-	66
Stetson	30	33	-	63

Rice Owls 66 | 6-4

No	Name	FG-A	3FG-A	FT-A	REB	PF	TP	A	TO	BL	ST	MIN
0	Trevan Abraham	2-3	1-2	0-0	1	3	5	3	3	0	1	15
3	Tamir Jackson	3-11	0-2	4-8	2	4	10	3	3	0	0	31
14	Arsalan Kazemi	7-10	0-0	5-6	12	0	19	0	0	0	1	32
20	Lucas Kuipers	2-4	0-2	0-0	2	3	4	1	1	1	0	17
32	Cory Pflieger	2-10	2-8	0-1	4	1	6	1	2	1	0	38
1	Nate Schwarze	2-3	2-3	09-0	1	1	6	1	2	0	0	17
4	Connor Frizzelle	0-2	0-2	0-0	0	0	0	0	0	0	0	2
11	Suleiman Braimoh	1-2	0-0	1-2	3	0	3	0	0	1	1	8
12	Bryan Beasley	0-1	0-1	2-4	1	2	2	2	1	0	2	12
15	Trey Stanton	4-6	2-3	1-2	8	3	11	0	0	0	0	28
TOTALS		23-52	7-23	13-23	41	17	66	11	12	3	5	200

FG Percentage - 44.2 • 3FG Percentage - 30.4 • FT Percentage - 56.5

Stetson Hatters 63 | 3-7

No	Name	FG-A	3FG-A	FT-A	REB	PF	TP	A	TO	BL	ST	MIN
2	Corey Walden	5-10	3-7	2-2	4	4	15	0	2	0	2	29
5	Ridge Graham	5-9	0-0	2-3	1	5	12	1	1	0	0	15
12	Joel Naburgs	5-10	1-5	0-0	5	1	11	1	2	0	0	30
13	Graeme Radford	0-1	0-0	0-0	3	1	0	0	1	0	0	19
20	Aaron Graham	4-13	1-8	4-4	5	1	13	0	2	0	1	32
15	Luis Jacobo	0-2	0-0	0-0	1	2	0	2	0	0	1	13
21	Jermol Paul	0-0	0-0	0-0	1	2	0	0	2	0	0	2
22	Tyshawn Patterson	1-4	1-4	2-5	1	3	5	3	1	0	0	17
24	Liam McInerney	1-1	0-0	0-0	3	1	2	2	0	0	0	27
54	Steve Forges	1-4	0-0	3-3	4	2	5	0	2	0	0	16
TOTALS		22-54	6-24	13-17	34	22	63	9	13	0	4	200

FG Percentage - 40.7 • 3FG Percentage - 25.0 • FT Percentage - 76.5

MIAMI 73, RICE 67 · SOUTH POINT ARENA · LAS VEGAS, NEV. · DECEMBER 22, 2010

- ▶ Arsalan Kazemi scored a career-high 26 points but the Owls couldn't overcome Miami's 13-for-23 performance from three-point range as the Hurricanes defeated Rice 73-67 as the 2010 Las Vegas Holiday Hoops Classic continued at South Point Arena.
- ▶ Kazemi registered his seventh double-double performance of the season, finishing with 14 rebounds. The sophomore was 7-for-11 from the field and made 12-of-14 free throws.
- ▶ Miami scored the first five points of the second half to take an 11-point lead but after trailing 43-33 early in the period, Rice used an 8-0 run to get back into the game. The rally was capped by a Trey Stanton dunk off a pass from Tamir Jackson that pulled the Owls to within two points, 43-41 with 13:52 to play in the game.
- ▶ The Hurricanes continued to rain three-pointers, going 6-for-9 from behind the arc in the second half but the Owls would stay close. At one point, Rice scored six straight points as Kazemi's tip-in with 1:22 to play closed the lead to 65-60 but Garrius Adams would drive inside for a UM basket and Reggie Johnson's free throws with 45 seconds to play gave UM a 69-60 lead.

Officials: Jeff Smith, Marc Ellard, Glenn Tuitt

Attendance: 1095

Miami	34	39	-	73
Rice	28	39	-	67

Miami Hurricane 73 | 9-3

No	Name	FG-A	3FG-A	FT-A	REB	PF	TP	A	TO	BL	ST	MIN
32	Erik Swoope	2-2	0-0	0-0	1	1	4	1	0	0	2	14
42	Reggie Johnson	1-2	0-0	5-5	6	5	7	2	0	0	0	21
1	Durand Scott	3-6	2-3	2-2	1	3	10	2	2	1	0	34
3	Malcolm Grant	7-12	6-8	5-6	0	1	25	3	2	0	0	37
25	Garrius Adams	3-8	2-5	1-2	4	1	9	3	1	0	0	31
10	Raphael Akpejori	0-0	0-0	0-0	2	0	0	0	2	0	0	5
15	Rion Brown	0-1	0-0	0-0	1	0	0	0	0	0	0	3
22	Donnavan Kirk	0-0	0-0	0-0	0	1	0	0	0	0	0	2
30	Adrian Thoams	3-8	3-7	0-1	3	2	9	1	1	0	0	22
31	DeQuan Jones	1-3	0-0	3-6	2	0	5	1	1	0	1	15
45	Julian Gamble	2-3	0-0	0-0	3	5	4	1	1	1	1	16
TOTALS		22-45	13-23	16-22	25	19	73	14	11	2	4	200
		FG Percentage - 48.9 • 3FG Percentage - 56.5 • FT Percentage - 72.7										

Rice Owls 65 | 6-5

No	Name	FG-A	3FG-A	FT-A	REB	PF	TP	A	TO	BL	ST	MIN
14	Arsalan Kazemi	7-11	0-0	12-14	14	2	26	1	1	0	0	31
20	Lucas Kuipers	4-7	3-5	1-3	2	1	12	0	1	0	1	28
0	TreVan Abraham	0-1	0-1	0-0	2	2	0	3	0	0	0	17
3	Tamir Jackson	2-7	1-2	6-6	0	3	11	6	3	0	0	35
32	Cory Pflieger	2-5	2-5	0-0	4	1	6	2	1	0	0	32
1	Nate Schwarze	0-2	0-1	1-2	2	2	1	1	1	0	3	13
4	Connor Frizzelle	0-1	0-0	0-0	0	0	0	1	1	0	0	5
11	Suleiman Braimoh	1-6	0-0	0-2	0	2	2	0	2	0	1	8
12	Bryan Beasley	0-0	0-0	0-0	0	1	0	1	0	0	0	4
15	Trey Stanton	4-9	1-4	0-1	4	1	9	0	0	1	1	27
44	J.R. Reynolds	0-0	0-0	0-0	0	1	0	0	0	0	0	0+
TOTALS		20-49	7-18	20-28	32	16	67	15	10	1	6	200
		FG Percentage - 40.8 • 3FG Percentage - 38.9 • FT Percentage - 71.4										

ORU 80, RICE 78 · SOUTH POINT ARENA · LAS VEGAS, NEV. · DECEMBER 23, 2010

- ▶ Oral Roberts forward Dominique Morrison scored a jumper in the lane with 2.5 seconds to play to help the Golden Eagles to an 80-78 win during the final day of the 2010 Las Vegas Holiday Hoops Classic.
- ▶ Rice trailed by as many as 17 points in the game. The Owls trailed 62-45 on a Morrison free throw with 13:14 to play in the game.
- ▶ After Morrison's free throw, Rice went on a 15-3 run to cut the Golden Eagles' lead to single figures. Tamir Jackson scored the first five points on the rally and later drained a three-pointer that cut ORU's lead to seven. Arsalan Kazemi capped the run with a tip-in and the Eagles' lead was 65-60.
- ▶ Rice later scored six unanswered points to tie the game at 70-70 with 3:48 to play.
- ▶ During the final minutes, Rice tied the game four times but never had an opportunity to take the lead as ORU scored on every offensive possession after the Owls had tied the score.
- ▶ Connor Frizzelle's jumper with 18 seconds to play tied the score at 78-78 before ORU scored the game winner.
- ▶ Jackson scored a career-high 25 points in the game. He was 8-for-11 from the field, connected on both of his three-point attempts and was also 7-for-7 from the free throw line.
- ▶ Oral Roberts made 10-of-16 three-point attempts (62.5 percent). Over the final two games of the Las Vegas tournament, Rice opponents combined to go 23-of-39 from behind the arc (59 percent).

Officials: Lee Cassell, Landon Brandes, Darryl Smith

Attendance: 974

Oral Roberts	47	33	-	80
Rice	38	40	-	78

Oral Roberts Golden Eagles 80 | 5-7

No	Name	FG-A	3FG-A	FT-A	REB	PF	TP	A	TO	BL	ST	MIN
22	Steven Roundtree	7-12	1-1	0-0	4	3	15	1	5	0	1	32
45	Dominique Morrison	6-11	4-6	2-4	5	2	18	4	1	0	0	36
32	Damen Bell-Holter	5-9	1-1	9-9	7	3	20	5	2	3	1	25
12	Ken Holdman	3-5	0-0	0-0	0	3	6	1	1	0	2	33
13	Warren Niles	6-10	4-7	0-0	4	1	16	5	0	0	0	35
4	Roderick Pearson	0-0	0-0	0-0	0	3	0	5	2	0	1	12
5	Tim Morton	0-0	0-0	0-0	0	1	0	0	0	0	0	2
42	Javier Nasarre	2-4	0-1	1-1	1	2	5	0	0	0	0	6
44	Hunter McClintock	0-0	0-0	0-0	0	1	0	1	1	0	0	9
TOTALS		29-51	10-16	12-14	24	19	80	22	12	3	5	200
FG Percentage - 56.9		3FG Percentage - 62.5		FT Percentage - 85.7								

Rice Owls 78 | 6-6

No	Name	FG-A	3FG-A	FT-A	REB	PF	TP	A	TO	BL	ST	MIN
14	Arsalan Kazemi	7-13	0-0	6-9	11	2	20	0	4	1	0	29
20	Lucas Kuipers	1-2	1-1	0-0	2	1	3	1	0	0	0	18
0	Trevan Abraham	0-2	0-2	0-0	0	1	0	3	1	0	1	11
3	Tamir Jackson	8-11	2-2	7-7	4	0	25	4	2	0	1	30
32	Cory Pflieger	0-1	0-1	0-0	1	1	0	1	0	0	0	17
1	Nate Schwarze	0-1	0-1	0-0	0	2	0	0	1	0	1	8
4	Connor Frizzelle	5-8	2-3	3-3	0	1	15	2	2	0	1	26
11	Suleiman Braimoh	1-3	0-0	0-0	2	1	2	1	1	0	1	13
12	Bryan Beasley	0-0	0-0	0-0	2	0	0	4	0	0	1	17
15	Trey Stanton	5-10	0-1	2-2	2	2	12	0	0	0	0	27
30	David Chadwick	0-0	0-0	1-2	1	0	1	0	0	0	0	2
34	Omar Oraby	0-0	0-0	0-0	0	1	0	0	1	0	0	2
TOTALS		27-51	5-11	19-23	25	12	78	16	12	1	6	200
FG Percentage - 52.9		3FG Percentage - 45.5		FT Percentage - 82.6								

RICE 74, LSU 68 | TUDOR FIELDHOUSE | HOUSTON, TEXAS | DECEMBER 29, 2010

- ▶ While Rice led most of the game, things suddenly tightened when LSU guard Andre Stringer made three free throws after being fouled while shooting from behind the arc then hit another three-pointer to bring the Tigers to within three points, 68-65 with 29 seconds to go.
- ▶ The Owls countered with clutch free throws from Connor Frizzelle who converted four straight to put the Owls up 72-68. Bryan Beasley then helped seal the win when he stole the ball from Stringer and was fouled with nine seconds to play. His two shots at the line provided the final margin of victory. Rice was 9-for-10 at the line in the final minute.
- ▶ Arsalan Kazemi registered his fourth straight double-double, scoring 19 points and grabbing 17 rebounds.
- ▶ Tamir Jackson celebrated his 21st birthday by contributing 16 points, four assists and a steal.
- ▶ As a team, LSU converted 12-of-28 three-pointers and the long ball got the Tigers back in the game after Rice scored 13 straight points to build an early double-digit lead. LSU was 8-for-14 from three-point range in the first half and trailed the Owls 31-26 at the break. Inside the arc, the Tigers were just 1-for-12 and 0-for-5 from the free throw line in the first period.
- ▶ Rice converted 32-of-47 free throws. The 47 attempts ties for sixth-most in school history.
- ▶ Rice snapped a 22-game losing streak against schools from BCS conferences. The last win against a BCS program came in November, 2003.

Officials: Gary Maxwell, James Breeding, Brent Meaux

Attendance: 3358

LSU	26	42	-	68
Rice	31	43	-	74

LSU Tigers 68 | 8-6

No	Name	FG-A	3FG-A	FT-A	REB	PF	TP	A	TO	BL	ST	MIN
3	Garrett Green	2-5	0-0	0-0	3	3	4	0	0	0	1	12
5	Malcolm White	1-4	0-0	0-0	4	5	2	1	0	0	0	13
10	Andre Stringer	5-12	4-8	5-8	0	5	19	4	2	0	2	27
22	Ralston Turner	4-18	4-12	2-5	2	4	14	1	1	0	1	30
45	Aaron Dotson	1-2	0-0	0-1	1	5	2	0	2	0	0	18
4	Chris Bass	1-2	1-1	0-0	1	0	3	8	1	0	2	24
13	Eddie Ludwig	0-0	0-0	0-0	4	5	0	0	1	0	2	13
14	Jalen Courtney	0-1	0-0	0-0	0	2	0	0	1	0	0	8
21	Matt Derenbecker	5-9	3-6	4-5	3	2	17	0	1	0	0	23
24	Storm Warren	3-8	0-0	1-5	9	4	7	0	2	0	1	29
25	Daron Populist	0-1	0-1	0-0	0	2	0	0	0	0	0	3
TOTALS		22-62	12-28	12-24	31	37	68	14	11	0	9	200

FG Percentage - 35.5 • 3FG Percentage - 42.9 • FT Percentage - 50.0

Rice Owls 74 | 7-6

No	Name	FG-A	3FG-A	FT-A	REB	PF	TP	A	TO	BL	ST	MIN
14	Arsalan Kazemi	4-6	0-0	11-17	17	3	19	1	1	1	2	31
20	Lucas Kuipers	4-7	1-3	0-0	3	3	9	1	1	0	0	27
0	Trevan Abraham	2-2	0-0	1-2	1	4	5	0	1	0	0	12
3	Tamir Jackson	4-5	0-0	8-13	3	2	16	4	5	0	1	34
32	Cory Pflieger	2-4	1-3	0-1	1	0	5	3	2	0	1	34
1	Nate Schwarze	0-0	0-0	0-0	0	0	0	1	0	0	0	6
4	Connor Frizzelle	2-11	0-3	9-10	3	2	13	0	1	0	0	23
11	Suleiman Braimoh	2-2	0-0	1-2	4	3	5	0	0	0	0	14
12	Bryan Beasley	0-0	0-0	2-2	2	2	2	0	1	1	1	9
15	Trey Stanton	0-1	0-1	0-0	3	1	0	0	2	1	0	10
TOTALS		20-38	2-10	32-47	39	20	74	10	14	3	5	200

FG Percentage - 52.6 • 3FG Percentage - 20.0 • FT Percentage - 68.1

RICE 70, TCU 61 · TUDOR FIELDHOUSE · HOUSTON, TEXAS · JANUARY 2, 2011

- ▶ While Arsalan Kazemi posted his third, 20-point game in the Owls' last four contests, Rice's bench accounted for 30 of the team's 70 points. Both Connor Frizzelle (14 points) and Trey Stanton (11 points & 9 rebounds) had double-figure scoring games coming off the bench.
- ▶ Rice trailed by as many as 10 points early in the first half as the Horned Frogs started the game off hot from the perimeter. TCU buried 5-of-8 three-pointers in the first half. At the other end of the floor, Rice missed its first seven shots from behind the arc before Connor Frizzelle drilled a three-pointer with seconds on the clock to tie the game at 30-30 heading to the locker room at halftime.
- ▶ Coming out of the halftime break, Rice scored the first 11 points to go up 41-30 on a Stanton three-pointer. The closest TCU would come in the second half was four points when Greg Hill scored inside for the Frogs to cut the margin to 60-56 with 2:02 to play.
- ▶ Rice would close out the game strong from the free throw line and was 17-of-19 from the line in the second half.
- ▶ The Horned Frogs' leading scorer, Ronnie Moss, did not play after suffering a concussion in the previous week's game against Tulsa. Moss was averaging 15.3 points per game and was just four points shy of reaching the 1,000-point plateau entering the game.

Officials: Scott Thornley, Kelly Self, Brad Gaston

Attendance: 1433

TCU	30	31	-	61
Rice	30	40	-	70

TCU Horned Frogs 61 | 9-5

No	Name	FG-A	3FG-A	FT-A	REB	PF	TP	A	TO	BL	ST	MIN
15	Nikola Gacesa	0-2	0-0	0-0	3	1	0	1	1	0	0	27
33	Garlon Green	4-11	3-8	0-0	1	5	11	2	4	1	1	30
3	Sammy Yeager	3-6	1-2	0-0	1	2	7	1	2	0	1	20
10	Hank Thorns	7-11	1-4	3-4	2	1	18	8	4	0	1	36
23	J.R. Cadot	2-2	0-0	1-4	6	4	5	1	3	1	2	31
1	Jarvis Ray	0-0	0-0	0-0	1	1	0	0	0	0	0	2
4	Amric Fields	3-6	0-1	2-5	2	1	8	0	1	0	0	15
12	Nikola Cerina	0-0	0-0	0-0	3	4	0	1	0	0	1	12
25	Greg Hill	4-9	2-5	2-2	5	3	12	0	1	0	1	27
TOTALS		23-47	7-20	8-15	27	22	61	14	16	2	7	200
FG Percentage - 48.9		3FG Percentage - 35.0		FT Percentage - 53.3								

Rice Owls 70 | 8-6

No	Name	FG-A	3FG-A	FT-A	REB	PF	TP	A	TO	BL	ST	MIN
14	Arsalan Kazemi	5-7	0-0	10-11	8	2	20	2	3	0	1	28
20	Lucas Kuipers	2-5	0-1	0-0	5	3	4	1	0	0	0	22
0	Trevar Abraham	1-3	0-2	2-2	4	2	4	3	0	0	1	15
3	Tamir Jackson	2-9	0-2	8-9	3	1	12	1	2	0	0	28
32	Cory Pflieger	0-5	0-5	0-0	0	2	0	1	1	0	0	20
1	Nate Schwarze	0-1	0-1	0-0	1	1	0	0	0	0	2	16
4	Connor Frizzelle	5-10	1-4	3-4	0	2	14	2	1	0	1	26
11	Suleiman Braimoh	1-1	0-0	0-0	0	0	2	0	0	0	0	9
12	Bryan Beasley	1-2	0-0	1-2	1	1	3	2	2	1	2	15
15	Trey Stanton	4-7	1-1	2-2	9	2	11	0	2	1	0	21
TOTALS		21-50	2-16	26-30	34	16	70	12	11	2	7	200
FG Percentage - 42.0		3FG Percentage - 12.5		FT Percentage - 86.7								

TULANE 85, RICE 81 | TUDOR FIELDHOUSE | HOUSTON, TEXAS | JANUARY 5, 2011

- ▶ The Conference USA opener for both teams featured 18 ties and 18 lead changes. There were 12 lead changes in the second half. Neither team led by more than four points in the second period until Kris Richard's three-pointer with 2:15 to play gave the Green Wave a 71-65 lead.
- ▶ Richard's trey was the first of nine straight Tulane possessions in which the Wave came away with points. Tulane was 12-for-14 from the free throw line in the final two minutes.
- ▶ Tulane was 12-for-18 from three-point range and made all seven of its three-point attempts in the second half.
- ▶ Rice shot a season-best 55.6 percent from the field and made a season-high 30 field goals in the game.
- ▶ Jordan Callahan's two free throws with 27 seconds to play gave Tulane an 80-74 lead before Cory Pflieger quickly hit a three-pointer to cut the margin to three. Richard's two free throws with 21 seconds to play made it a two-possession game. After a Tamir Jackson layup, Callahan made one of two free throws to extend the Wave lead to 83-79. Arsalan Kazemi would come up with an offensive rebound and a putback bucket in the final seconds to get the lead down to 83-81 but Callahan's two free throws with three seconds to play sealed the win.
- ▶ Kazemi set a new scoring high, finishing with 28 points to go along with 13 rebounds for his 10th double-double of the season. Kazemi's four blocked shots also established a new career high for the sophomore.
- ▶ Rice led by as many as seven points in the first half. Richard had two three-pointers in the final minutes of the period, the second giving Tulane a 29-27 lead with 5:43 to play. Neither team would score again until Trey Stanton's jumper with 3:08 to play in the half tied the game at 29-29. Stanton also answered a Geoff Hogan layup with another basket with 2:15 to play for the final points of the half as the teams were tied 31-31 at the break.

Officials: Terry Oglesby, Brent Dugas, Mike Thibodeaux

Attendance: 1282

Tulane	31	54	-	85
Rice	31	50	-	81

Tulane Green Wave 85 | 11-3, 1-0

No	Name	FG-A	3FG-A	FT-A	REB	PF	TP	A	TO	BL	ST	MIN
2	David Booker	1-2	0-0	0-0	1	5	2	0	0	0	0	9
10	Aaron Holmes	4-7	1-1	4-6	5	4	13	6	3	1	0	34
0	Kris Richard	7-10	6-8	4-4	4	4	24	3	1	1	2	38
5	Jordan Callahan	2-7	1-3	7-10	1	2	12	3	1	0	0	31
22	Kendall Timmons	4-9	1-1	10-14	10	3	19	2	3	1	2	38
3	Trent Rogers	0-2	0-1	0-0	0	0	0	1	3	0	0	9
20	Kevin Thomas	0-0	0-0	0-0	0	0	0	0	0	0	0	2
23	Johnny Mayhane	2-3	2-2	0-0	1	1	6	0	0	1	0	17
25	Geoff Hogan	4-7	1-2	0-0	2	1	9	0	1	0	1	22

TOTALS 24-47 12-18 25-34 27 20 85 15 12 4 5 200

FG Percentage - 51.1 • 3FG Percentage - 66.7 • FT Percentage - 73.5

Rice Owls 81 | 8-7

No	Name	FG-A	3FG-A	FT-A	REB	PF	TP	A	TO	BL	ST	MIN
14	Arsalan Kazemi	10-14	0-0	8-12	13	3	28	2	0	4	1	35
20	Lucas Kuipers	3-6	1-3	1-1	4	4	8	1	2	0	1	23
0	Trevan Abraham	1-3	0-1	2-2	1	2	4	3	0	0	0	16
3	Tamir Jackson	5-13	0-1	2-3	1	3	12	6	5	0	1	34
32	Cory Pflieger	2-4	2-4	0-0	3	0	6	1	0	0	1	23
1	Nate Schwarze	0-1	0-1	0-0	1	2	0	1	1	0	0	10
4	Connor Frizzelle	4-6	0-2	0-0	0	5	8	1	1	0	2	24
11	Suleiman Braimoh	0-1	0-0	0-0	0	1	0	1	0	0	0	5
12	Bryan Beasley	1-1	0-0	1-2	1	2	3	1	2	0	0	13
15	Trey Stanton	4-5	0-1	4-6	5	3	12	1	2	0	1	17

TOTALS 30-54 3-13 18-26 30 25 81 18 13 4 7 200

FG Percentage - 55.6 • 3FG Percentage - 23.1 • FT Percentage - 69.2

TULSA 75, RICE 64 · DONALD W. REYNOLDS CENTER · TULSA, OKLA. · JANUARY 8, 2011

- ▶ Rice turned the ball over on its first four possessions and quickly found itself down 15-0 before Nate Schwarze buried a three-pointer at the 14:05 mark for the Owls' first points. The Owls turned the ball over nine times in the first half and had 16 turnovers for the game.
- ▶ After trailing by 14 at halftime, Rice got back into the game in the opening minutes of the second period. Connor Frizzelle and Trey Stanton each knocked down three-pointers while Arsalan Kazemi and Tamir Jackson made free throws to narrow TU's lead to 38-31 with 17:20 to play. But the Golden Hurricane would later go on a 14-0 run to build a 54-33 advantage the Owls could not overcome.
- ▶ The game marked the most significant playing time for Omar Oraby. The 7-2 freshman played eight, first-half minutes and went on to score nine points (4-for-10 shooting), grabbed four rebounds and had two steals in 14 minutes of play.
- ▶ Arsalan Kazemi did not have a field goal until 5:03 to play in the game. Kazemi, who had just two, first-half points, went on to score the Owls' next three field goals including a break-away dunk that sealed his 11th double-double of the season. Kazemi finished with 14 points and 15 rebounds. He was 4-for-8 from the field and made 6-of-9 free throw attempts.
- ▶ Tulsa's Justin Hurtt, Conference USA's leading scorer at better than 21 points per game, was held to two first-half points on 1-for-5 shooting. Hurtt would finish with a game-high 16 points to lead five TU players who scored in double figures.

Officials: Kelly Self, Greg Rennegarbe, Bret Smith

Attendance: 5439

Rice	21	43	-	64
Tulsa	35	40	-	75

Rice Owls | 8-8, 0-2

No	Name	FG-A	3FG-A	FT-A	REB	PF	TP	A	TO	BL	ST	MIN
14	Arsalan Kazemi	4-8	0-0	6-9	15	2	14	1	3	0	3	31
20	Lucas Kuipers	1-6	0-3	0-0	3	4	2	0	0	0	0	11
0	Trevan Abraham	0-3	0-0	0-0	1	1	0	2	0	0	0	14
3	Tamir Jackson	3-6	0-0	2-2	3	4	8	2	4	0	1	31
32	Cory Pflieger	1-1	1-1	0-0	1	1	3	1	2	0	2	14
1	Nate Schwarze	1-3	1-3	0-0	3	3	3	0	0	0	0	20
4	Connor Frizzelle	2-11	2-6	0-0	3	0	6	2	4	0	1	32
11	Suleiman Braimoh	4-7	0-0	4-7	3	4	12	1	0	0	1	11
12	Bryan Beasley	0-1	0-1	0-0	0	1	0	0	2	0	0	9
15	Trey Stanton	3-5	1-2	0-0	1	2	7	0	0	0	0	13
34	Omar Oraby	4-10	0-0	1-5	4	3	9	0	1	0	2	14
TOTALS		23-61	5-16	13-23	40	25	64	9	16	0	10	200

FG Percentage - 37.7 • 3FG Percentage - 31.3 • FT Percentage - 56.5

Tulsa Golden Hurricane 75 | 8-7, 1-1

No	Name	FG-A	3FG-A	FT-A	REB	PF	TP	A	TO	BL	ST	MIN
11	Steven Idlet	5-7	0-0	5-5	5	3	15	0	2	0	3	33
35	D.J. Magley	0-0	0-0	0-0	1	4	0	0	1	0	0	7
0	Bryson Pope	3-4	0-1	5-7	3	0	11	1	4	1	5	18
15	Justin Hurtt	4-11	2-6	6-7	8	1	16	3	2	0	0	34
30	Scottie Haralson	4-11	2-8	2-2	1	1	12	3	1	1	1	34
3	Jordan Clarkson	3-7	1-2	8-9	1	0	15	2	2	0	1	28
5	Tim Peete	0-1	0-1	0-0	1	2	0	0	0	0	1	5
32	Kodi Maduka	0-0	0-0	2-2	2	4	2	1	1	1	0	17
33	Joe Richard	1-1	0-0	2-4	6	4	4	0	0	1	1	23
43	Ladarius Whitehead	0-0	0-0	0-0	0	0	0	0	0	0	0	1
TOTALS		20-42	5-18	30-36	29	19	75	10	13	4	12	200

FG Percentage - 47.6 • 3FG Percentage - 27.8 • FT Percentage - 83.3

SOUTHERN MISS 81, RICE 78 OT · TUDOR FIELDHOUSE · HOUSTON, TEXAS · JANUARY 12, 2011

- ▶ Against one of the nation's top defensive teams, Rice shot 47 percent from the field but turned the ball over a season-high 21 times, including five times in overtime. USM entered the game with a 38.2 defensive field goal percentage, ranked 21st in NCAA Division I. Rice had also outrebounded its previous nine opponents but the Golden Eagles edged the Owls on the boards, 36-33.
- ▶ Rice led by as many as 13 points early in the second half but Southern Miss chipped into the advantage over the rest of the period. The Golden Eagles took their first lead of the second half on a D.J. Nwbill jumper with 2:46 to play in regulation. A three-pointer by LaShay Page gave USM a 66-63 lead with 1:21 to play.
- ▶ After an Owl timeout with 27 seconds to play, Trey Stanton got a look at a three-pointer. His shot was blocked by Gary Flowers but the senior was able to track down his own rebound and toss it back outside to Connor Frizzelle who knocked down the game-tying shot with 17 seconds left and send the game to overtime.
- ▶ Rice jumped out to a 77-70 lead in overtime but Page made a three then Flowers made a pair of free throws to cut the Rice lead to two with 2:08 to play. After a Rice free throw, Flowers scored on an offensive putback of a Page miss then Sai'Quon Stone scored after stealing the ball, driving down the court and going inside for a floater to put USM up 79-78 with 31 seconds to play. Flowers would later add two more points from the line.
- ▶ Connor Frizzelle scored a season-high 21 points, had four assists and two steals to lead Rice.

Officials: Mark Whitehead, Steve Pyatt, Larry Spaulding

Attendance: 1635

Southern Miss	25	43	13	-	81
Rice	34	34	10	-	78

Southern Miss Golden Eagles 81 | 13-3, 2-1

No	Name	FG-A	3FG-A	FT-A	REB	PF	TP	A	TO	BL	ST	MIN
3	Josimar Ayarza	4-7	0-1	0-0	7	4	8	0	4	0	1	31
4	Gary Flowers	8-20	2-6	6-6	8	4	24	5	4	4	1	43
0	LaShay Page	5-11	4-9	1-1	1	3	15	3	1	1	0	32
15	R.L. Horton	3-7	0-0	5-6	3	5	11	0	2	0	1	21
33	D.J. Newbill	4-6	0-0	3-4	2	0	11	2	0	0	2	35
1	Maurice Bolden	1-3	0-0	2-2	5	0	4	0	1	1	0	9
14	Sai'Quon Stone	2-3	0-0	0-1	1	2	4	1	3	0	5	22
23	Angelo Johnson	1-4	0-2	0-0	1	3	2	1	1	0	0	27
25	Ahyaro Phillips	1-2	0-0	0-0	2	1	2	0	1	0	0	5
TOTALS		29-63	6-18	17-20	36	22	81	12	17	6	10	225

FG Percentage - 46.0 • 3FG Percentage - 33.3 • FT Percentage - 85.0

Rice Owls 78 | 8-9, 0-3

No	Name	FG-A	3FG-A	FT-A	REB	PF	TP	A	TO	BL	ST	MIN
11	Suleiman Braiomoh	2-5	0-0	1-2	1	4	5	0	0	0	1	17
14	Arsalan Kazemi	3-5	0-0	4-6	7	3	10	3	2	1	1	29
20	Lucas Kuipers	5-8	3-4	0-0	5	1	13	3	2	2	0	37
1	Nate Schwarze	0-0	0-0	0-0	1	0	0	0	2	0	0	6
3	Tamir Jackson	5-12	3-4	6-8	3	4	19	5	8	0	1	38
0	Trevan Abraham	0-1	0-0	0-0	1	0	0	0	1	0	1	6
4	Connor Frizzelle	7-17	4-10	3-4	4	4	21	4	4	0	2	40-
12	Bryan Beasley	0-0	0-0	0-0	0	0	0	3	0	0	0	10
15	Trey Stanton	2-4	0-2	2-2	7	3	6	2	1	0	0	24
30	David Chadwick	2-2	0-0	0-0	2	1	4	0	0	0	0	9
32	Cory Pflieger	0-1	0-0	0-0	0	0	0	0	1	0	1	8
34	Omar Oraby	0-0	0-0	0-0	0	1	0	0	0	0	0	1
TOTALS		26-55	10-20	16-22	33	21	78	20	21	3	7	225

FG Percentage - 37.7 • 3FG Percentage - 31.3 • FT Percentage - 56.5

UTEP 66, RICE 43 · DON HASKINS CENTER · EL PASO, TEXAS · JANUARY 15, 2011

- ▶ Rice freshman forward David Chadwick saw his most extensive playing time through the first segment of conference play and finished with a career-high 10 points. He was 5-for-6 from the field.
- ▶ UTEP led 31-23 at the break then started the second half by outscoring the Owls 16-1 to begin the period. Rice turned the ball over six times on its first seven offensive possessions. The Miners' run was capped by a pair of Julyan Stone assists on three-pointers by Christian Polk and Jeremy Williams. The back-to-back assists gave Stone five for the game as he became Conference USA's all-time assist leader.
- ▶ After shooting 42 percent in the first half, UTEP connected on 13-of-25 shots in the second period.
- ▶ Rice went to the free throw line just once during the game. Omar Oraby sank the first of two free throw attempts with 14:54 to play in the game.
- ▶ Randy Culpepper, the 2010 Conference USA Player of the Year, was held to 12 points. Culpepper, who entered the game averaging better than 20 points, was 5-for-8 from the field and made 1-of-4 free throws.

Officials: Rick Hartzell, Bret Smith, Brad Ferrie

Attendance: 8761

Rice	23	20	-	43
UTEP	31	35	-	66

Rice Owls 43 | 8-10, 0-4

No	Name	FG-A	3FG-A	FT-A	REB	PF	TP	A	TO	BL	ST	MIN
11	Suleiman Braimoh	0-1	0-0	0-0	0	3	0	0	1	0	0	4
14	Arsalan Kazemi	1-7	0-0	0-0	10	1	2	2	3	0	1	19
20	Lucas Kuipers	3-7	2-5	0-0	5	2	8	0	5	1	0	29
3	Tamir Jackson	2-8	0-2	0-0	1	3	4	2	1	0	0	31
4	Connor Frizzelle	1-7	0-5	0-0	1	1	2	1	1	0	1	8
0	Trevan Abraham	0-1	0-1	0-0	1	1	0	0	0	0	0	7
1	Nate Schwarze	0-0	0-0	0-0	0	0	0	1	0	0	0	5
12	Bryan Beasley	1-2	1-2	0-0	1	0	3	3	1	0	0	15
13	Stuart Pirri	1-2	1-2	0-0	2	0	3	2	0	0	0	2
15	Trey Stanton	2-4	0-0	0-0	3	1	4	0	1	0	0	20
30	David Chadwick	5-6	0-1	0-0	3	1	10	1	0	0	0	24
32	Cory Pflieger	2-4	2-4	0-0	1	1	6	1	2	0	1	17
34	Omar Oraby	0-0	0-0	1-2	3	2	1	0	1	1	0	9
TOTALS		18-49	6-22	1-2	33	16	43	13	16	2	3	200

FG Percentage - 36.7 • 3FG Percentage - 27.3 • FT Percentage - 50.0

UTEP Miners 66 | 15-4, 3-1

No	Name	FG-A	3FG-A	FT-A	REB	PF	TP	A	TO	BL	ST	MIN
34	Jeremy Williams	4-9	3-3	3-5	2	1	14	1	1	0	0	22
32	Claude Britten	4-5	0-0	0-0	3	2	8	0	0	0	0	13
3	Randy Culpepper	5-8	1-2	1-4	2	0	12	3	2	0	4	30
5	Julyan Stone	2-6	0-1	0-0	10	1	4	5	0	0	2	30
41	Christian Polk	4-8	1-3	2-2	4	2	11	3	0	0	4	34
13	Wayne Portalatin	0-0	0-0	2-2	0	2	2	0	0	0	0	4
20	Isaac Gordon	0-0	0-0	0-0	4	0	0	0	0	0	0	11
21	John Bohannon	2-	0-0	3-4	3	0	7	1	0	1	0	23
23	Gabriel McCulley	3-5	2-4	0-0	2	0	8	1	3	0	1	20
24	Michael Perez	0-0	0-0	0-0	0	0	0	2	0	0	0	11
33	Kevin Perry	0-1	0-0	0-0	0	0	0	0	0	0	0	2
TOTALS		24-51	7-13	11-17	30	8	66	16	7	1	11	200

FG Percentage - 47.1 • 3FG Percentage - 53.8 • FT Percentage - 64.7

RICE 57, UCF 50 · UCF ARENA · ORLANDO, FLA. · JANUARY 22, 2011

- ▶ Leading by a point, Rice junior guard Connor Frizzelle sank a pair of free throws after UCF was called for a technical foul with 27 seconds to play and the Owls went on to convert four more shots from the line en route to the victory. UCF guard A.J. Rompza slapped the ball during a Rice inbounds to draw the technical.
- ▶ After Frizzelle's free throws, Tamir Jackson took an inbounds pass from Nate Schwarze and was immediately fouled. Jackson made both of his free throws and the Owls' lead quickly went from one point to five.
- ▶ Down 27-25 at intermission, Rice began the second half by outscoring UCF 15-1 to build a 40-28 lead. The Knights did not make a field goal in the second half until a Keith Clanton layin with 9:53 to play that cut the Owls' lead to 40-33.
- ▶ Behind Clanton's 12, second-half points, UCF came back to tie the game but would never take the lead in the final minutes of the second period. Clanton finished with a game-high 18 points.
- ▶ Arsalan Kazemi made two free throws in the final seconds to give him his 21st career double-double. He finished with 11 points and 14 rebounds.
- ▶ Rice shot 34 percent from the field and held the Knights to 30 percent shooting. UCF, the Conference USA leader in the statistical category, finished the game with nine blocked shots. It was the most blocks by a Rice opponent this season.
- ▶ The game was played in front of the third-largest crowd in UCF history. Announced attendance for the game was 9,347.

Officials: Marc Ellard, Chuck Jones, Ray Perone

Technical Fouls: 14:56 (2) - UCF Bench; 27.9 (2) - Rompza

Attendance: 9,347

Rice	25	32	-	57
UCF	27	23	-	50

Rice Owls 57 | 9-10, 1-4

No	Name	FG-A	3FG-A	FT-A	REB	PF	TP	A	TO	BL	ST	MIN
11	Suleiman Braimoh	0-2	0-0	2-2	3	1	2	0	1	0	0	16
14	Arsalan Kazemi	3-11	0-0	5-10	14	4	11	2	0	0	1	32
20	Lucas Kuipers	3-6	1-2	2-2	4	3	9	2	1	1	1	23
3	Tamir Jackson	3-12	0-0	4-6	4	2	10	4	2	0	0	37
12	Bryan Beasley	2-2	0-0	0-0	1	4	4	1	3	0	1	20
0	Trevan Abraham	0-0	0-0	0-0	0	1	0	0	0	0	0	2
1	Nate Schwarze	0-0	0-0	0-0	0	2	0	0	0	0	1	9
4	Connor Frizzelle	4-9	1-4	6-6	4	0	15	0	4	0	0	26
15	Trey Stanton	1-4	1-1	1-2	2	3	4	0	0	0	1	20
30	David Chadwick	0-0	0-0	0-0	0	1	0	0	0	0	0	1
32	Cory Pflieger	0-1	0-1	0-0	1	0	0	1	0	0	0	12
34	Omar Oraby	1-2	0-0	0-0	1	0	2	0	0	1	0	2
TOTALS		17-49	3-8	20-28	40	21	57	10	11	2	5	200
FG Percentage - 34.7		3FG Percentage - 37.5		FT Percentage - 71.4								

UCF Knights | 14-4, 1-4

No	Name	FG-A	3FG-A	FT-A	REB	PF	TP	A	TO	BL	ST	MIN
15	Dave Diakite	1-2	0-1	2-2	2	1	4	0	0	0	1	14
33	Keith Clanton	7-12	0-1	4-5	8	3	18	1	4	4	1	31
41	Tom Herzog	0-1	0-0	0-0	2	3	0	2	0	1	0	5
3	A.J. Rompza	0-6	0-3	0-0	3	3	0	1	0	0	1	22
5	Marcus Jordan	0-5	0-2	10-12	2	0	10	3	1	1	2	33
10	Dwight McCombs	0-0	0-0	0-2	2	2	0	0	1	1	0	4
11	Isaac Sosa	2-4	2-4	0-0	1	0	6	0	1	0	0	24
12	Taylor Young	0-3	0-2	0-0	1	3	0	0	0	0	0	12
21	P.J. Gaynor	1-2	0-0	0-0	4	4	2	1	2	0	0	21
25	A.J. Tyler	2-9	0-2	4-5	6	1	8	0	0	2	0	20
32	Isaiah Sykes	1-2	0-0	0-2	0	2	2	0	0	0	1	14
TOTALS		14-46	2-15	20-28	33	23	50	8	9	9	6	200
FG Percentage - 30.4		3FG Percentage - 13.3		FT Percentage - 71.4								

RICE 79, HOUSTON 71 OT • TUDOR FIELDHOUSE • HOUSTON, TEXAS • JANUARY 26, 2011

- ▶ Connor Frizzelle drilled a three-pointer with 12.1 seconds to play in regulation to send the game to overtime then the Owls went 6-for-7 from the field in the extra period.
- ▶ Rice and Houston played to a 56-56 tie at the end of regulation. After a pair of 28-point halves, the Owls scored 23 in the five-minute overtime period.
- ▶ Arsalan Kazemi set the tone in overtime with a dunk of an offensive rebound on the Owls' first offensive series. Kazemi scored 17 points and grabbed 13 rebounds for his 22nd career double-double and 13th of the season. Kazemi set a new career high with four assists and equaled another career standard with four blocks.
- ▶ With the game tied 60-60 with three minutes to play in overtime, Tamir Jackson sparked an 8-0 run when he converted a three-point play. Jackson's fastbreak layup in which he was fouled (on a long pass from Frizzelle) and ensuing free throw gave the Owls the lead for good. Jackson had another layup then Cory Pflieger sank a three-pointer to put Rice out in front 69-61 with 1:39 to play.
- ▶ Frizzelle finished with a game-high 18 points to go along with four assists and two steals. Jackson scored nine of his 13 points in overtime and in 42 minutes of play had five assists and two steals.
- ▶ Neither team led by more than six points in regulation. There were four lead changes and three ties in the final eight minutes.
- ▶ In addition to his three-pointer in overtime, Pflieger sank another trey with 2:06 to play in regulation to pull the Owls back to within a point, 54-53.

Officials: Mark Whitehead, J.B. Caldwell, Jeff Malham

Attendance: 2,312

Houston	31	25	15	-	71
Rice	28	28	23	-	79

Houston Cougars 71 | 11-8, 3-3

No	Name	FG-A	3FG-A	FT-A	REB	PF	TP	A	TO	BL	ST	MIN
21	Alandise Harris	1-5	1-1	5-8	6	4	8	1	7	2	0	24
32	Kirk Van Styke	1-5	0-1	3-4	2	5	5	0	0	0	0	11
2	Zamal Nixon	6-7	3-3	0-0	3	1	15	4	1	1	0	42
11	Darian Thibodeaux	4-8	4-8	0-1	3	4	12	1	1	0	1	44
31	Adam Brown	5-10	2-4	2-2	8	2	14	5	5	0	2	40-
1	Mikhail McLean	0-1	0-0	0-0	0	1	0	0	0	0	0	2
3	Maurice McNeil	3-6	0-0	2-2	5	5	8	0	4	1	1	26
5	Nick Haywood	0-1	0-0	0-0	0	0	0	2	0	0	1	9
40	Kendrick Washington	3-6	0-0	3-4	3	3	9	1	1	1	1	27
TOTALS		23-49	10-17	15-21	33	25	71	14	19	5	6	225
FG Percentage - 46.9		3FG Percentage - 58.8		FT Percentage - 71.4								

Rice Owls 79 | 10-10, 2-4

No	Name	FG-A	3FG-A	FT-A	REB	PF	TP	A	TO	BL	ST	MIN
11	Suleiman Braimoh	2-4	0-0	2-4	2	4	6	0	1	1	1	18
14	Arsalan Kazemi	7-16	0-0	3-7	13	4	17	4	4	4	4	39
20	Lucas Kuipers	2-3	1-2	0-0	1	3	5	0	1	1	0	13
3	Tamir Jackson	5-11	-0	3-5	2	3	13	5	1	0	2	42
12	Bryan Beasley	1-4	1-2	0-2	5	1	3	1	2	0	0	28
0	Trevan Abraham	0-1	0-1	0-0	0	1	0	0	0	0	0	3
1	Nate Schwarze	0-0	0-0	0-0	1	0	0	1	1	0	0	4
4	Connor Frizzelle	5-12	2-5	6-6	2	1	18	4	1	0	2	40
15	Trey Stanton	3-7	1-3	2-5	3	2	9	1	1	2	0	23
30	David Chadwick	0-0	0-0	0-0	0	0	0	0	0	0	0	3
32	Cory Pflieger	2-3	2-3	2-2	2	0	8	1	0	0	0	12
TOTALS		27-61	7-16	18-31	35	19	79	17	12	8	9	225
FG Percentage - 44.3		3FG Percentage - 43.8		FT Percentage - 58.1								

SMU 75, RICE 68 · TUDOR FIELDHOUSE · HOUSTON, TEXAS · JANUARY 29, 2011

- ▶ Robert Nyakundi was 7-for-11 from beyond the three-point arc and scored a career-high 29 points in the Mustangs' victory to extend a win streak to three games. Rice also entered the game with a two-game win streak.
- ▶ SMU was able to whittle into an early, nine-point Rice lead even after its leading scorer and rebounder, Papa Dia, was sidelined with his second foul. Dia returned to the court with just over seven minutes to play in the half and scored on a layup to cut the Rice margin to 22-21.
- ▶ Trailing 27-25 with 4:30 to play, back-to-back baskets by Dia and a pair of three-pointers sparked a 10-2 Mustang run to end the half. SMU led 35-29 at the break.
- ▶ The closest the Owls would get in the second half was four points, 57-53. Tamir Jackson had consecutive steals in the backcourt. The first leading to a fastbreak layup and he converted a three-point play following the second theft. Jackson equaled a career high with five steals in the game.
- ▶ With 21 points and 16 rebounds, Arsalan Kazemi posted his 14th double-double of the season. He moved to third on the Rice season chart for double-doubles (23 through the SMU game).
- ▶ Kazemi's 13 free throws made ties for the 11th most in a game by a Rice player. He connected on 14 free throws earlier in the season against Lamar.

Officials: Hal Lusk, Chris Beaver, Greg Rennegarbe

Technical Fouls: 11:07 (1) - SMU Bench

Attendance: 1,910

SMU	35	40	-	75
Rice	29	39	-	68

SMU Mustangs 75 | 13-8, 4-3

No	Name	FG-A	3FG-A	FT-A	REB	PF	TP	A	TO	BL	ST	MIN
24	Robert Nyakundi	11-17	7-11	0-1	6	4	29	5	4	0	1	34
42	Papa Dia	8-12	0-1	3-5	4	5	19	2	5	3	0	29
1	Collin Mangrum	2-5	1-3	1-2	3	2	6	5	1	1	2	36
12	Jeremiah Samarrippas	1-3	0-2	2-2	0	2	4	6	3	0	4	28
22	Mike Walker	3-6	3-6	4-4	0	2	13	2	0	0	0	30
0	Rodney Clinkscales	0-1	0-1	0-0	1	1	0	0	0	0	1	10
2	Justin Haynes	2-2	0-0	0-0	1	2	4	0	0	0	1	11
13	Aliaksei Patsevich	0-1	0-1	0-0	1	0	0	0	0	0	0	4
30	Ryan Harp	0-1	0-1	0-0	2	1	0	2	2	0	2	18

TOTALS 27-48 11-26 10-14 21 20 75 22 15 4 11 200
 FG Percentage - 56.3 • 3FG Percentage - 42.3 • FT Percentage - 71.4

Rice Owls 68 | 10-11, 2-5

No	Name	FG-A	3FG-A	FT-A	REB	PF	TP	A	TO	BL	ST	MIN
14	Arsalan Kazemi	4-8	0-0	13-15	16	3	21	1	6	0	1	34
20	Lucas Kuipers	2-7	2-5	0-0	2	0	6	1	1	0	0	29
3	Tamir Jackson	5-12	0-1	2-5	5	4	12	5	4	0	5	34
4	Connor Frizzelle	6-12	2-6	3-4	2	2	17	2	2	0	0	37
12	Bryan Beasley	0-2	0-0	0-0	0	3	0	1	1	1	2	25
0	Trevan Abraham	0-0	0-0	0-0	0	0	0	0	0	0	0	0+
1	Nate Schwarze	0-1	0-1	0-0	1	0	0	1	0	0	1	5
11	Suleiman Braimoh	2-2	0-0	0-0	0	1	4	0	1	0	0	6
15	Trey Stanton	3-6	2-2	0-0	1	1	8	0	1	0	0	11
30	David Chadwick	0-0	0-0	0-0	1	1	0	0	0	0	0	12
32	Cory Pflieger	0-0	0-0	0-0	2	1	0	1	1	0	0	6
34	Omar Oraby	0-0	0-0	0-0	0	1	0	0	2	0	0	1

TOTALS 22-50 6-15 18-24 32 17 68 12 19 1 9 200
 FG Percentage - 44.0 • 3FG Percentage - 40.0 • FT Percentage - 75.0

RICE 71, TULANE 61 · FOGELMAN ARENA · NEW ORLEANS, LA. · FEBRUARY 2, 2011

- ▶ Connor Frizzelle poured in a career-high 25 points and Arsalan Kazemi snared a career-high 19 rebounds in the Owls' second Conference USA road victory of the year.
- ▶ Tulane started the contest strong with an early 13-5 lead, but Rice battled back to outscore the Green Wave 15-6 for its first lead of the game (20-19) on a three-pointer from Bryan Beasley deep in the left corner.
- ▶ Rice closed out the first half with a 6-0 run on two free throws by Frizzelle (:45), a jumper from Tamir Jackson with seven seconds on the clock, and then Kazemi stole the inbounds pass and canned a jumper from the right wing with one second left to tie the game at intermission.
- ▶ Frizzelle kick started the second half for the Owls with a deep three to ignite a 7-0 run.
- ▶ The Owls held a slim, 62-59 lead when Kazemi went coast-to-coast to snap Tulane's press for a driving layup giving the Owls needed breathing room at 64-59. Jackson, who scored 20 points, then converted two free throws and Frizzelle dropped a trey from 23-feet out with the shot clock winding down to give the Owls a 69-59 lead with 49 seconds to play and effectively sealing Tulane's fate.
- ▶ The victory over Tulane was the Owls first in eight meetings against the Green Wave and avenged a Tulane 85-81 victory in Tudor Fieldhouse earlier in the year.
- ▶ In its win at Rice, Tulane was 12-for-18 from three-point range and made all seven of its attempts from behind the arc in the second half. In New Orleans, Rice held the Green Wave to 21 percent three-point shooting (5-for-23).

Officials: Duke Edsall, Brent Hampton, Mike Thibodeaux

Technical Fouls: 4:37 (2) - SMU Bench

Attendance: 1,842

Rice	31	40	-	71
Tulane	31	30	-	61

Rice Owls 71 | 11-11, 3-5

No	Name	FG-A	3FG-A	FT-A	REB	PF	TP	A	TO	BL	ST	MIN
14	Arsalan Kazemi	4-10	0-0	3-3	19	3	11	1	2	1	1	32
20	Lucas Kuipers	1-2	0-0	0-0	0	3	2	0	2	0	0	7
3	Tamir Jackswon	5-10	1-3	9-11	2	2	20	3	2	0	2	36
4	Connor Frizzelle	7-13	5-6	6-6	1	1	25	4	1	0	1	38
12	Bryan Beasley	1-3	1-2	0-0	1	1	3	3	0	0	1	17
1	Nate Schwarze	0-0	0-0	0-0	1	3	0	0	0	0	0	5
11	Suleiman Braimoh	1-1	0-0	0-0	0	0	2	0	1	0	0	7
15	Trey Stanton	2-4	0-1	0-0	0	3	4	1	0	1	0	23
30	David Chadwick	2-3	0-1	0-0	3	3	4	0	0	0	0	12
32	Cory Pflieger	0-3	0-3	0-0	2	1	0	1	1	0	0	21
44	J.R. Reynolds	0-0	0-0	0-0	0	0	0	0	0	0	0	2
TOTALS		23-49	7-16	18-20	32	20	71	13	9	2	5	200

FG Percentage - 46.9 • 3FG Percentage - 43.8 • FT Percentage - 90.0

Tulane Green Wave 61 | 12-9, 2-6

No	Name	FG-A	3FG-A	FT-A	REB	PF	TP	A	TO	BL	ST	MIN
2	David Booker	3-4	0-0	6-10	3	1	12	1	1	0	0	25
22	Kendall Timmons	7-15	0-1	7-11	7	0	21	2	5	0	0	38
0	Kris Richard	2-7	0-4	1-2	11	4	5	1	0	0	1	35
5	Jordan Callahan	3-12	1-7	0-0	2	3	7	6	2	0	0	39
10	Aaron Holmes	1-3	0-1	0-0	3	0	2	1	1	0	1	17
3	Trent Rogers	0-1	0-1	0-0	0	0	0	1	0	0	1	9
20	Kevin Thomas	1-2	0-0	0-0	1	4	2	0	0	3	0	8
23	Johnny Mayhane	4-9	4-8	0-0	3	2	12	0	1	0	0	18
25	Geoff Hogan	0-0	0-0	0-0	1	1	0	0	0	0	0	7
31	Kevin Brown	0-1	0-1	0-0	0	1	0	0	0	0	0	4
TOTALS		21-54	5-23	14-23	34	16	61	12	10	3	3	200

FG Percentage - 38.9 • 3FG Percentage - 21.7 • FT Percentage - 60.9

UTEP 59, Rice 53 · TUDOR FIELDHOUSE · HOUSTON, TEXAS · FEBRUARY 5, 2011

- ▶ Rice senior guard Cory Pflieger knocked down a three-pointer to beat the buzzer at halftime to narrow UTEP's lead to 27-26 at the break and the Owls would later tie the game at 30-30 early in the second half. UTEP's Christian Polk answered the Owls' run with a three-pointer to give the Miners a 33-30 lead with 15:22 to play. Polk's triple sparked a 10-0 UTEP run that the Owls would not fully overcome.
- ▶ Rice sophomore forward Arsalan Kazemi picked up his second personal foul with 16:28 to play in the first half. He would watch the remainder of the half from the bench. Kazemi scored all five of his points and grabbed 10 rebounds in the second half.
- ▶ UTEP senior guard Julyan Stone scored a career-high 23 points to lead the Miners. Stone was 7-for-9 from the field and made 9-of-10 free throws. Additionally, he had two assists, two blocks and three steals.
- ▶ In the closing minutes with Rice trailing 54-50, Connor Frizzelle knocked down two free throws and stole the ball on UTEP's next offensive possession. At the other end of the floor, Arsalan Kazemi was fouled but converted just one of two shots cutting the lead to one, 54-53 with 1:45 to play. Stone would sink two free throws at the 1:22 mark and the Owls would not get any closer.

Officials: Tom Eades, Winston Stith, Lee Cassell

Attendance: 2,134

UTEP	27	32	-	59
Rice	26	27	-	53

UTEP Miners 59 | 18-5, 6-2

No	Name	FG-A	3FG-A	FT-A	REB	PF	TP	A	TO	BL	ST	MIN
23	Gabriel McCulley	3-5	0-1	2-3	3	0	8	1	1	0	0	33
34	Jeremy Williams	3-9	1-2	5-9	4	3	12	2	1	0	2	30
3	Randy Culpepper	4-10	2-6	0-0	4	4	10	1	4	0	1	38
5	Julyan Stone	7-9	0-0	9-10	9	3	23	2	2	2	3	40-
41	Christian Polk	1-3	1-3	0-0	0	3	3	2	3	0	0	28
21	John Bohannon	1-2	0-0	0-0	3	1	2	1	2	0	0	13
24	Michael Perez	0-2	0-1	1-2	3	2	1	1	2	1	0	14
32	Claude Britten	0-1	0-0	0-0	1	0	0	0	1	1	0	4

TOTALS 19-41 4-13 17-24 31 16 59 10 16 4 6 200

FG Percentage - 46.3 • 3FG Percentage - 30.8 • FT Percentage - 70.8

Rice Owls 53 | 11-12, 3-6

No	Name	FG-A	3FG-A	FT-A	REB	PF	TP	A	TO	BL	ST	MIN
14	Arsalan Kazemi	1-3	0-0	3-5	10	4	5	0	0	1	1	22
20	Lucas Kuipers	2-7	1-3	0-0	3	3	5	0	1	0	2	23
3	Tamir Jackson	3-13	1-2	4-4	3	2	11	6	5	0	3	35
4	Connor Frizzelle	5-12	1-4	2-2	3	2	13	0	2	0	3	36
12	Byran Beasley	0-1	0-1	0-2	0	1	0	3	1	0	0	11
0	Trevan Abraham	0-0	0-0	0-0	0	0	0	1	0	0	0	2
1	Nate Schwarze	0-0	0-0	0-1	0	0	0	0	0	0	0	2
11	Suleiman Braiomoh	1-2	0-0	2-2	2	1	4	0	0	0	1	8
15	Trey Stanton	0-3	0-2	0-0	6	2	0	0	0	0	0	19
30	David Chadwick	1-2	1-2	0-0	1	0	3	1	1	0	0	8
32	Cory Pflieger	4-8	3-6	1-1	4	4	12	0	2	0	2	28
34	Omar Oraby	0-0	0-0	0-0	0	0	0	0	0	0	0	3
44	J.R. Reynolds	0-0	0-0	0-0	0	1	0	0	0	0	0	3

TOTALS 17-51 7-20 12-17 33 20 53 11 13 1 12 200

FG Percentage - 33.3 • 3FG Percentage - 35.0 • FT Percentage - 70.6

UAB 74, RICE 68 · BARTOW ARENA · BIRMINGHAM, ALA. · FEBRUARY 12, 2011

- ▶ UAB senior guard Jamarr Sanders scored a career-high 37 points, knocking down 8-of-14 three-point attempts. UAB was 12-for-25 from beyond the three-point arc for the game.
- ▶ Statistically, the Blazers' performance from three-point range proved to be the difference. Rice shot 49 percent from the field, making one more total field goal than UAB, was 15-for-15 at the free throw line, was even on the boards (27-27) and forced one more turnover than it gave up.
- ▶ Rice held a 37-33 lead at halftime in a game which featured 12 lead changes and four ties.
- ▶ In the second half, Arsalan Kazemi would tap out a loose ball on the UAB perimeter and take the steal to the basket for what ended up being a fast-break, three-point play, that put the Owls in front, 52-50 with 9:32 to play. At the other end, Sanders was able to find Ovie Soko free for a dunk that tied the game. After a Rice offensive foul, Sanders nailed a three to put the Blazers out in front, 55-52. Sanders final three-pointer would later put the Blazers out in front by six, 60-54, with 7:25 remaining.
- ▶ Sanders' eight three-pointers tied a Rice opponent record.
- ▶ Rice would cut UAB's lead back to one with 3:50 to play and needed a defensive stop to have an opportunity to regain the lead. Sanders would miss a three-point attempt on the Blazers' next possession but Quincy Taylor tracked down a long offensive carom and Soko later scored inside to put the Blazers back up by three.
- ▶ Arsalan Kazemi led Rice with 17 points, including an 11-for-11 performance from the free throw line.

Officials: Zelton Steed, Kevin Mathis, Quinton Reece

Technical Fouls: 7:20 (2) - UAB-Soko

Attendance: 6,034

Rice	37	31	-	68
UAB	33	41	-	74

Rice Owls 68 | 11-13, 3-7

No	Name	FG-A	3FG-A	FT-A	REB	PF	TP	A	TO	BL	ST	MIN
14	Arsalan Kazemi	3-8	0-0	11-11	5	3	17	1	2	1	1	31
20	Lucas Kuipers	1-5	0-2	0-0	2	3	2	0	1	1	1	17
3	Tamir Jackson	6-8	1-2	0-0	3	3	13	5	7	0	3	37
4	Connor Frizzelle	5-11	0-0	4-4	3	2	14	0	0	0	1	37
12	Bryan Beasley	1-3	1-2	0-0	1	3	3	2	1	0	1	16
0	Trevan Abraham	0-1	0-1	0-0	0	2	0	0	0	0	0	3
11	Suleiman Braimoh	2-3	0-0	0-0	1	2	4	0	3	0	1	9
15	Trey Stanton	4-6	1-2	0-0	5	3	9	2	1	0	0	22
30	David Chadwick	0-0	0-0	0-0	0	0	0	0	0	0	0	1
32	Cory Pflieger	2-4	2-4	0-0	1	0	6	0	0	0	0	19
44	J.R. Reynolds	0-0	0-0	0-0	2	1	0	0	0	0	0	8
TOTALS		24-49	5-13	15-15	27	22	68	10	15	2	8	200

FG Percentage - 49.0 • 3FG Percentage - 38.5 • FT Percentage - 100.0

UAB Blazers | 18-6, 8-3

No	Name	FG-A	3FG-A	FT-A	REB	PF	TP	A	TO	BL	ST	MIN
32	Ovie Soko	4-8	0-0	2-2	9	3	10	0	2	2	2	39
21	Beas Hamga	0-0	0-0	0-0	0	0	0	0	0	0	0	5
1	Aaron Johnson	1-4	0-2	4-7	2	3	6	9	8	0	2	40
4	Jamarr Sanders	11-22	8-14	7-7	3	1	37	3	3	1	0	37
23	Dexter Fields	2-7	2-6	0-0	2	4	6	2	0	0	1	22
2	Mike Jones	0-0	0-0	0-0	0	0	0	0	0	0	0	1
3	Anthony Criswell	3-4	0-0	0-0	3	3	6	0	1	0	0	18
5	Robert Williams	0-0	0-0	0-0	0	0	0	0	0	0	0	3
24	Preston Purifoy	1-3	1-2	2-2	2	2	5	0	0	1	0	15
25	Quincy Taylor	1-1	1-1	1-2	4	0	4	1	0	0	0	20
TOTALS		23-49	12-25	16-20	27	16	74	15	14	4	6	200

FG Percentage - 46.9 • 3FG Percentage - 48.0 • FT Percentage - 80.0

MARSHALL 72, RICE 61 · CAM HENDERSON CENTER · HUNTINGTON, W.VA. · FEBRUARY 16, 2011

- ▶ Dago Peña's three-pointer with 2:39 to play ended a three-minute scoreless streak for Marshall after Rice had pulled to within a field goal. The basket gave the Thundering Herd a 58-53 lead. Earlier, Peña had a key dunk to rally the Herd.
- ▶ With the score tied at 45-45, the Owls got out on a fastbreak following a Connor Frizzelle steal. Arsalan Kazemi took off in the lane for an attempted jam, but instead, the ball blasted out to midcourt and on toward the Marshall goal. Despite having players in position, the Owls could not retrieve the long carom. Damier Pitts got to the ball under the Marshall basket and fed Peña for the dunk, giving the Herd a 47-45 lead with 8:16 to play. Marshall never trailed following the play.
- ▶ The chain of events was part of a 7-0 Marshall run that put the home team out in front, 50-45.
- ▶ The game featured six ties and six lead changes.
- ▶ Marshall converted a season-high 23-of-24 free throws.
- ▶ Rice had an 18-16 edge on the boards at halftime but Marshall outrebounded the Owls 20-6 in the second period.

Officials: Tom O'Neill, Ray Perone, Jeb Hartness

Attendance: 5,500

Rice	24	37	-	61
Marshall	30	42	-	72

Rice Owls 61 | 11-14, 3-8

No	Name	FG-A	3FG-A	FT-A	REB	PF	TP	A	TO	BL	ST	MIN
14	Arsalan Kazemi	6-12	0-0	4-6	9	3	16	1	0	2	2	32
20	Lucas Kuipers	0-2	0-1	2-2	0	4	2	0	1	0	0	8
3	Tamir Jackson	7-14	1-6	6-7	1	2	21	3	1	0	1	37
4	Connor Frizzelle	2-10	0-5	0-0	4	2	4	2	1	0	2	35
12	Bryan Beasley	1-1	1-1	0-0	2	2	3	2	2	0	2	19
0	Trevan Abraham	0-0	0-0	0-0	0	1	0	0	1	0	0	5
11	Suleiman Braimoh	3-3	0-0	0-0	0	1	6	0	0	1	0	4
15	Trey Stanton	1-2	0-0	0-0	0	2	2	2	1	0	1	19
30	David Chadwick	2-5	0-2	0-0	3	0	4	0	1	0	0	17
32	Cory Pflieger	1-4	1-3	0-0	2	0	3	1	0	1	0	23
34	Omar Oraby	0-0	0-0	0-0	0	0	0	0	0	0	0	0+
44	J.R. Reynolds	0-0	0-0	0-0	0	1	0	0	0	0	0	1
TOTALS		23-53	3-18	12-15	24	18	61	11	9	4	8	200
		FG Percentage - 43.4 • 3FG Percentage - 16.7 • FT Percentage - 80.0										

Marshall Thundering Herd 72 | 17-9, 5-6

No	Name	FG-A	3FG-A	FT-A	REB	PF	TP	A	TO	BL	ST	MIN
0	Johnny Thomas	4-6	1-2	4-4	3	1	13	0	0	0	0	31
11	Nigel Spikes	3-3	0-0	2-2	11	3	8	0	2	1	2	29
30	Tirrell Baines	4-10	0-0	1-1	4	3	9	0	1	0	0	23
3	Damier Pitts	4-11	1-6	2-2	3	0	11	5	2	0	0	33
24	DeAndre Kane	3-10	0-4	5-5	6	3	11	5	3	0	0	34
10	Dago Pena	4-5	3-4	0-0	3	1	11	1	2	0	0	23
21	Oriando Allen	0-0	0-0	0-0	1	2	0	0	0	0	0	2
23	Shaquille Johnson	0-4	0-2	8-8	1	1	8	2	2	0	0	17
25	Aundra Williams	0-0	0-0	1-2	2	1	1	0	0	0	0	8
TOTALS		22-49	5-18	23-24	36	15	72	13	13	1	2	200
		FG Percentage - 46.9 • 3FG Percentage - 27.8 • FT Percentage - 95.8										

RICE 67, MEMPHIS 52 · TUDOR FIELDHOUSE · HOUSTON, TEXAS · FEBRUARY 19, 2011

- ▶ Rice held Memphis to a then, season-low 52 points while the Tigers shot just 35.4 percent from the field, the team's second-lowest percentage of the year. The Tigers were just 3-for-17 from three-point range during the game.
- ▶ Suleiman Braimoh provided energy off the bench in the victory. The senior had a career-high four steals and equaled another career mark with three blocks to go with eight points and four rebounds.
- ▶ One of the key sequences of the game came with just over 13 minutes to play. Memphis' Chris Crawford launched a three-point attempt from the right side that Braimoh was able to get out on and swat away. Arsalan Kazemi came up with the rebound, and at the other end of the floor point guard Bryan Beasley fed Braimoh for a short jumper that put the Owls up 42-32. Rice would never relinquish the double-figure lead following Braimoh's bucket.
- ▶ Tamir Jackson scored 20 points, his second-straight, 20-point game, while Arsalan Kazemi posted his 16th double-double of the season.
- ▶ After being outrebounded by 12 boards in a loss at Marshall earlier in the week, Rice had a 39-30 advantage on the boards against Memphis.
- ▶ Rice beat Memphis for the first time in program history. The U of M had won the first seven games of the series. UAB is now the only Conference USA program Rice has not beat.

Officials: Doug Shows, Tim Gattis, Marc Ellard

Attendance: 2,324

Memphis	26	26	-	52
Rice	35	32	-	67

Memphis Tigers 52 | 20-7, 8-4

No	Name	FG-A	3FG-A	FT-A	REB	PF	TP	A	TO	BL	ST	MIN
12	Drew Barham	0-1	0-1	0-0	1	2	0	0	0	1	0	7
1	Joe Jackson	1-8	1-3	4-6	0	5	7	2	4	0	0	18
4	Charles Carmouche	1-2	1-1	0-0	5	2	3	1	2	0	1	22
5	Will Barton	3-11	0-4	2-2	3	3	8	1	4	1	2	38
10	Tarik Black	0-2	0-0	4-6	1	5	4	0	2	1	2	19
0	Will Coleman	0-0	0-0	0-0	2	0	0	0	3	0	0	4
2	Antonio Barton	5-9	1-4	3-3	1	0	14	0	0	0	0	30
3	Chris Crawford	1-5	0-3	0-0	2	3	2	3	2	1	1	20
11	Wesley Witherspoon	3-6	0-1	2-2	6	4	8	0	1	0	1	23
30	D.J. Stephens	3-4	0-0	0-0	7	1	6	2	1	3	1	19
TOTALS		17-48	3-17	15-19	30	25	52	9	19	7	8	200
FG Percentage - 35.4		3FG Percentage - 17.6		FT Percentage - 78.9								

Rice Owls 67 | 12-14, 4-8

No	Name	FG-A	3FG-A	FT-A	REB	PF	TP	A	TO	BL	ST	MIN
14	Arsalan Kazemi	3-9	0-0	5-6	12	4	11	4	5	0	3	33
20	Lucas Kuipers	1-4	1-2	1-2	4	4	4	0	0	1	0	15
3	Tamir Jackson	6-10	1-2	7-10	4	2	20	1	3	0	2	34
4	Connor Frizzelle	4-9	0-1	4-6	2	3	12	0	0	0	1	29
12	Bryan Beasley	0-4	0-1	0-2	2	1	0	2	0	0	2	23
0	Trevan Abraham	2-3	1-1	0-0	0	0	5	0	0	0	0	7
1	Nate Schwarze	0-0	0-0	0-0	0	0	0	0	0	0	0	1
11	Suleiman Braimoh	3-4	0-0	2-3	4	0	8	1	3	3	4	14
13	Stuart Pirri	0-0	0-0	0-0	0	0	0	0	0	0	0	1
15	Trey Stanton	1-4	0-2	0-0	7	1	2	2	3	1	1	13
30	David Chadwick	0-0	0-0	0-0	1	0	0	0	0	2	0	3
32	Cory Pflieger	1-2	1-2	0-0	0	0	3	1	1	0	1	14
34	Omar Oraby	0-0	0-0	0-0	0	0	0	0	0	0	0	1
44	J.R. Reynolds	1-1	0-0	0-0	1	0	2	0	1	0	0	12
TOTALS		22-50	4-11	19-29	39	15	67	11	16	7	14	200
FG Percentage - 44.0		3FG Percentage - 36.4		FT Percentage - 65.5								

SMU 76, RICE 66 OT | MOODY COLISEUM | DALLAS, TEXAS | FEBRUARY 23, 2011

- ▶ Rice went on a frantic run at the end of regulation to force overtime. Down 50-39 with two minutes to play, the Owls drilled four, three-pointers en route to rallying from a double-digit deficit.
- ▶ Lucas Kuipers drained three-pointers on back-to-back offensive possession, the second cutting the deficit to four points. 54-50 with 27 seconds to play. Trailing by five, Cory Pflieger canned a three-pointer with 7.3 seconds to play. Following an SMU timeout, the Owls forced SMU freshman Jeremiah Samarrippas into a turnover. Taking the ball on the ensuing inbounds from eight feet out, Arsalan Kazemi made a move to the basket. He was fouled by SMU's Papa Dia driving to the lane and converted both free throws with 2.9 seconds to play to help send the game into overtime.
- ▶ Rice got the opening tip to start overtime and Tamir Jackson made two free throws just nine seconds into the period to give Rice a 59-57 lead. Samarrippas would answer with a three-pointer to give the Mustangs a lead they would not relinquish. Samarrippas would score eight points and have a steal in the extra stanza.
- ▶ Tamir Jackson registered his third straight 20-point game. Jackson scored 22 points, making 6-of-14 field goals and 10-of-13 free throws. Before fouling out with 4:21 to play in overtime, Jackson had four assists, three steals and did not turn the ball over in 32 minutes of play.
- ▶ SMU's Robert Nyakundi followed up a career-high, 29-point game at Rice in late January with a 26-point effort against the Owls the second time around. Nyakundi was 7-for-9 from the field, including a 4-for-6 mark from three-point range.

Officials: Joe DeRosa, Patrick Adams, Winston Stith

Technical Fouls: Rice-Jackson, 15:54 (2); SMU - Samarrippas, 15:54 (2)

Attendance: 1,707

Rice	18	39	9	-	66
SMU	27	30	19	-	76

Rice Owls 66 | 12-15, 4-9

No	Name	FG-A	3FG-A	FT-A	REB	PF	TP	A	TO	BL	ST	MIN
14	Arsalan Kazemi	1-4	0-0	4-4	9	3	6	1	1	2	2	35
20	Lucas Kuipers	5-10	4-7	2-2	4	4	16	1	1	0	1	19
3	Tamir Jackson	6-14	0-3	10-13	1	5	22	4	0	0	3	32
4	Connor Frizzelle	6-9	3-3	0-0	2	2	15	1	4	0	1	44
12	Bryan Beasley	1-4	0-2	0-0	0	2	2	0	1	0	0	27
0	Trevan Abraham	0-1	0-0	0-0	0	1	0	1	2	0	1	8
1	Nate Schwarze	0-0	0-0	0-1	1	2	0	0	0	0	0	3
11	Suleiman Braimoh	0-2	0-0	2-2	4	2	2	0	1	2	0	14
15	Trey Stanton	0-3	0-1	0-0	2	2	0	0	0	0	0	15
30	David Chadwick	0-0	0-0	0-0	0	0	0	0	0	0	0	3
32	Cory Pflieger	1-3	1-3	0-0	1	3	3	0	1	0	0	20
44	J.R. Reynolds	0-2	0-1	0-0	0	1	0	0	1	0	0	5
TOTALS		20-52	8-20	18-22	25	27	66	8	12	4	8	225
FG Percentage - 38.5		3FG Percentage - 40.0		FT Percentage - 81.8								

SMU Mustangs 76 | 17-10, 8-5

No	Name	FG-A	3FG-A	FT-A	REB	PF	TP	A	TO	BL	ST	MIN
24	Robert Nyakundi	7-9	4-6	8-9	5	4	26	0	5	0	0	33
42	Papa Dia	6-11	0-0	8-10	13	4	20	1	2	2	2	41
1	Collin Mangrum	1-6	1-5	4-5	5	4	7	5	1	0	1	36
12	Jeremiah Samarrippas	2-7	1-5	5-6	3	4	10	1	2	0	3	28
22	Mike Walker	2-10	0-7	6-6	2	2	10	3	3	0	0	43
0	Rodney Clinkscales	0-2	0-1	0-0	2	0	0	1	0	0	0	9
2	Justin Haynes	1-3	0-0	1-2	5	3	3	0	0	0	0	18
13	Aliaksei Patsevich	0-1	0-0	0-0	1	0	0	0	0	0	0	4
30	Ryan Harp	0-1	0-1	0-0	2	0	0	0	1	0	0	13
TOTALS		19-50	6-25	32-38	41	21	76	11	14	2	6	225
FG Percentage - 38.0		3FG Percentage - 24.0		FT Percentage - 84.2								

EAST CAROLINA 71, RICE 68 · TUDOR FIELDHOUSE · HOUSTON, TEXAS · FEBRUARY 26, 2011

- ▶ Jontae Sherrod knocked down a deep three-pointer with 2.3 seconds to play to help East Carolina beat Rice.
- ▶ Rice did get one final look at a game-tying shot at the buzzer after Sherrod's basket. Following a Rice timeout, Arsalan Kazemi caught the inbounds pass at half court then made a quick pass to Cory Pflieger racing down the near sideline. Pflieger was able to shake free from a defender and launch a three-pointer that beat the final horn. But the shot hit iron and bounced away.
- ▶ The Owls had battled back from a 10-point halftime deficit and had tied the game on multiple occasions in the second period but never led after the break.
- ▶ Tamir Jackson led Rice with 18 points. After scoring 16 points earlier in the week at SMU, Lucas Kuipers finished with 15 points against ECU. He was 6-for-13 from the field, 3-for-7 from three-point range and had three steals.
- ▶ Arsalan Kazemi registered his 17th double-double of the season, finishing with 13 points and 11 rebounds.
- ▶ ECU outrebounded Rice 16-8 in the first half, scoring 10 second-chance points in the period. The owls would adjust after halftime and finished the game outrebounding the Pirates, 30-29.

Officials: Kelly Self, Brent Dugas, Quinton Reece

Attendance: 1,514

East Carolina	43	28	-	71
Rice	33	35	-	68

East Carolina 71 | 15-13, 7-7

No	Name	FG-A	3FG-A	FT-A	REB	PF	TP	A	TO	BL	ST	MIN
1	Darius Morrow	1-4	0-0	4-8	4	3	6	0	4	2	0	20
21	Jamar Abrams	6-10	5-9	1-1	3	2	18	0	2	0	0	30
11	Corvonn Gaines	3-7	1-4	1-2	7	2	8	5	1	0	2	38
23	Erin Straughn	4-4	3-3	0-0	2	4	11	0	1	0	0	19
24	Jontae Sherrod	6-15	5-9	0-0	3	3	17	3	2	0	1	38
10	Brock Young	0-5	0-1	0-1	2	0	0	9	0	0	2	30
12	Robert Sampson	3-4	0-1	3-3	3	4	9	0	1	0	0	18
35	Darius Morales	1-1	0-0	0-0	2	3	2	0	2	0	0	7

TOTALS **24-50** **14-27** **9-15** **29** **21** **71** **17** **13** **2** **5** **200**
 FG Percentage - 48.0 • 3FG Percentage - 51.9 • FT Percentage - 60.0

Rice Owls 68 | 12-16, 4-10

No	Name	FG-A	3FG-A	FT-A	REB	PF	TP	A	TO	BL	ST	MIN
14	Arsalan Kazemi	4-5	0-0	5-8	11	2	13	0	1	2	0	31
20	Lucas Kuipers	6-13	3-7	0-0	2	3	15	0	2	0	3	29
3	Tamir Jackson	5-8	2-3	6-8	3	3	18	4	3	0	2	32
4	Connor Frizzelle	1-9	0-4	5-6	3	2	7	5	1	0	1	33
12	Bryan Beasley	0-0	0-0	0-0	0	0	0	0	1	0	1	12
0	Trevan Abraham	0-1	0-1	0-0	1	1	0	3	0	0	0	8
1	Nate Schwarze	0-0	0-0	0-0	0	0	0	0	0	0	0	1
11	Suleiman Braimoh	1-2	0-0	0-1	1	2	2	0	1	0	0	6
15	Trey Stanton	3-6	0-0	0-0	2	4	6	1	1	0	0	17
30	David Chadwick	0-0	0-0	1-2	0	0	1	1	0	0	0	4
32	Cory Pflieger	2-5	2-4	0-0	2	0	6	2	1	0	0	26
44	J.R. Reynolds	0-0	0-0	0-0	0	0	0	0	0	0	0	1

TOTALS **22-49** **7-19** **17-25** **30** **17** **68** **16** **11** **2** **7** **200**
 FG Percentage - 44.9 • 3FG Percentage - 36.8 • FT Percentage - 68.0

TULSA 67, RICE 57 · TUDOR FIELDHOUSE · HOUSTON, TEXAS · MARCH 2, 2011

- ▶ Despite 21 turnovers, Tulsa spoiled Rice University's Senior Night, defeating the Owls 67-57. The game marked the final home game for Rice seniors Bryan Beasley, Suleiman Braimoh, Cory Pflieger and Trey Stanton.
- ▶ Both teams got off to sluggish starts. Rice shot just 33 percent from the field and were outrebounded 24-15 in the opening period. However, Tulsa turned the ball over eight times in the first nine minutes of the game and the Owls built an early 12-6 lead. But a 14-3 Golden Hurricane run, sparked by a three-pointer by Justin Hurtt and capped by a Scottie Haralson three, put Tulsa up by four, 22-18.
- ▶ Rice shot 31.7 percent from the field and had a season-low six assists in the game.
- ▶ With four seniors in the starting lineup, Lucas Kuipers came off the bench for the first time this season and led Rice in scoring with 14 points. It was the first time during the season Kuipers was the Owls' leading scorer.
- ▶ With his start, Suleiman Braimoh equaled the school record for most games played in a career with 121. He tied the mark set by Michael Harris and equaled by Morris Almond. Cory Pflieger saw action in his 120th game.

Officials: John Higgins, Doug Sirmons, Kipp Kissinger

Attendance: 1,685

Tulsa	30	37	-	67
Rice	29	28	-	57

Tulsa Golden Hurricane 67 | 17-12, 10-5

No	Name	FG-A	3FG-A	FT-A	REB	PF	TP	A	TO	BL	ST	MIN
33	Joe Richard	2-2	0-0	0-0	8	4	4	2	3	1	0	26
11	Steven Idlet	1-3	0-0	7-8	4	3	9	1	2	0	0	20
0	Bryson Pope	2-3	0-0	4-6	6	1	8	1	4	0	1	29
15	Justin Hurtt	7-17	5-11	3-4	5	4	22	2	5	0	1	35
30	Scottie Haralson	3-8	2-6	0-0	4	0	8	2	1	0	1	31
3	Jordan Clarkson	4-10	0-3	4-5	5	4	12	0	5	0	1	25
4	Shane Heirman	0-0	0-0	0-0	0	0	0	1	0	0	0	6
5	Tim Peete	0-0	0-0	0-0	0	0	0	0	1	0	0	5
10	Barrett Hunter	0-0	0-0	0-0	0	0	0	0	0	0	0	1
14	Will Sanger	0-0	0-0	0-0	0	0	0	0	0	0	0	1
23	Blondy Baruti	1-2	0-0	0-0	3	2	2	0	0	2	1	11
32	Kodi Maduka	1-2	0-0	0-0	3	5	2	0	0	1	0	8
40	Colter Morgan	0-0	0-0	0-0	0	0	0	0	0	0	0	1
43	Ladarius Whitehead	0-0	0-0	0-0	0	0	0	0	0	0	0	1

TOTALS 21-47 7-20 18-23 45 23 67 9 21 4 5 200
 FG Percentage - 44.7 • 3FG Percentage - 35.0 • FT Percentage - 78.3

Rice Owls 57 | 12-17, 4-11

No	Name	FG-A	3FG-A	FT-A	REB	PF	TP	A	TO	BL	ST	MIN
11	Suleiman Braimoh	3-8	0-0	0-0	1	3	6	0	0	1	0	11
15	Trey Stanton	2-6	0-0	0-0	6	4	4	0	1	0	0	14
3	Tamir Jackson	4-11	1-3	4-5	3	1	13	1	2	0	0	33
12	Bryan Beasley	1-2	0-1	0-0	0	1	2	1	0	0	0	23
32	Cory Pflieger	0-4	0-3	1-2	5	1	1	1	1	0	1	27
0	Trevan Abraham	0-0	0-0	2-2	1	1	2	1	0	0	0	8
1	Nate Schwarze	0-0	0-0	0-0	0	2	0	0	0	0	0	5
4	Connor Frizzelle	1-6	0-0	2-2	3	2	4	1	1	0	2	19
13	Stuart Pirri	0-1	0-1	0-0	0	0	0	0	0	0	0	1
14	Arsalan Kazemi	3-10	0-0	5-9	7	3	11	1	2	0	0	28
20	Lucas Kuipers	5-12	1-5	3-4	2	1	14	0	1	0	2	26
30	David Chadwick	0-0	0-0	0-0	0	1	0	0	0	0	0	3
34	Omar Oraby	0-0	0-0	0-0	1	0	0	0	0	0	0	1
44	J.R. Reynolds	0-0	0-0	0-0	0	0	0	0	1	0	0	1

TOTALS 19-60 2-13 17-24 32 20 57 6 9 1 5 200
 FG Percentage - 31.7 • 3FG Percentage - 15.4 • FT Percentage - 70.8

RICE 72, HOUSTON 57 · HOFHEINZ PAVILION · HOUSTON, TEXAS · MARCH 5, 2011

- ▶ Rice junior forward Lucas Kuipers sank a trio of three-point baskets in the first five minutes of the game and went on to score a team-high 15 points in the victory. Despite foul trouble limiting him to six, first-half minutes he led Rice in scoring for the second straight game. The performance was fourth straight-double figure scoring game for Kuipers.
- ▶ Rice never trailed after Bryan Beasley knocked down a three-pointer to give the Owls an early 3-2 lead. Rice would make nine, three-pointers in the game, one shy of a season high.
- ▶ Rice made eight of its nine three-pointers in the first half. Connor Frizzelle's three-pointer with two seconds left in the first half gave the Owls a 40-27 lead at the break.
- ▶ After Houston had cut the Owls' lead to seven points in the second period, Kuipers would take a pass from Cory Pflieger and drive for a layup to stop the Cougar surge and spark a 10-0 Rice run. Tamir Jackson's steal and fast break layup capped the rally that put Rice up 70-53 with 3:19 left to play.
- ▶ With the win, Rice secured the No. 10 seed to the 2011 Buick Conference USA Tournament.
- ▶ Coupled with a 79-71 overtime victory over the Cougars earlier in the year, Rice swept both games in the series for only the second time in program history. The Owls also won both games in 1993.

Officials: Tom O'Neil, Andrew Walton, Steve Divine

Attendance: 3,473

Rice	40	32	-	72
Houston	27	30	-	57

Rice Owls 72 | 13-17, 5-11

No	Name	FG-A	3FG-A	FT-A	REB	PF	TP	A	TO	BL	ST	MIN
14	Arsalan Kazemi	4-11	0-0	5-8	8	3	13	3	0	0	0	24
20	Lucas Kuipers	5-10	3-5	2-2	5	4	15	0	0	1	0	18
3	Tamir Jackson	3-9	1-2	6-10	5	2	13	5	1	0	2	39
4	Connor Frizzelle	4-11	2-8	2-2	2	0	12	1	0	0	3	33
12	Bryan Beasley	1-2	1-1	0-0	2	2	3	1	1	0	0	20
0	Trevan Abraham	0-0	0-0	0-0	0	0	0	0	0	0	0	4
1	Nate Schwarze	0-0	0-0	0-0	0	0	0	0	0	0	0	3
11	Suleiman Braimoh	2-5	0-0	0-0	2	4	4	0	1	0	0	10
13	Stuart Pirrie	0-0	0-0	0-0	0	0	0	0	0	0	0	1
15	Trey Stanton	1-3	0-0	0-0	3	1	2	0	0	0	0	9
30	David Chadwick	2-3	0-0	0-	03	2	4	1	2	1	1	16
32	Cory Pflieger	2-3	2-3	0-0	4	1	6	3	0	0	0	19
34	Omar Oraby	0-0	0-0	0-0	0	0	0	0	0	0	0	1
44	J.R. Reynolds	0-0	0-0	0-0	0	0	0	0	1	0	0	3
TOTALS		24-57	9-19	15-22	35	19	72	14	5	2	6	200

FG Percentage - 42.1 • 3FG Percentage - 47.4 • FT Percentage - 68.2

Houston Cougars 57 | 12-17, 4-12

No	Name	FG-A	3FG-A	FT-A	REB	PF	TP	A	TO	BL	ST	MIN
3	Maurice McNeil	3-8	0-0	1-2	8	1	7	1	4	3	1	25
21	Alandise Harris	5-9	1-1	1-3	6	2	12	1	4	0	0	29
2	Zamal Nixon	5-10	1-4	7-8	3	3	18	4	2	1	1	37
4	Cory Tellis	0-1	0-1	0-0	3	2	0	4	0	0	0	25
11	Darian Thibodeaux	4-8	4-7	0-0	5	3	12	0	0	0	0	40
1	Mikhail McLean	0-1	0-0	1-2	1	4	1	0	1	0	0	12
5	Nick Haywood	0-0	0-0	0-0	0	0	0	0	0	0	0	6
32	Kirk Van Styke	0-4	0-1	2-2	1	1	2	0	0	0	0	9
40	Kendrick Washington	2-2	0-0	1-2	2	3	5	0	3	0	1	17
TOTALS		19-48	6-14	13-19	29	19	57	10	14	4	3	200

FG Percentage - 44.2 • 3FG Percentage - 42.9 • FT Percentage - 68.4

RICE 58, SMU 57 · CONFERENCE USA CHAMPIONSHIP · DON HASKINS CENTER · EL PASO, TEXAS · MARCH 9, 2011

Key Possession

- ▶ A last-minute Rice turnover led to an SMU timeout with 18 seconds to play and an opportunity to set up a potential game-winning score. The Mustangs got the ball into the hands of Robert Nyakundi, who scored a career-high 29 points at Rice early in the season, but the Mustang junior forward's late jumper missed and Arsalan Kazemi came away with the victory-securing rebound.
- ▶ After scoring a total of 55 points in two regular-season wins over Rice, Nyakundi finished with just five points in the C-USA tournament game. He was 0-for-2 from the field in the second half.

Game Notes

- ▶ Arsalan Kazemi scored 24 points, and in snaring his 13th rebound of the game, helped the Owls secure a 58-57 win over SMU. The game marked Kazemi's 18th double-double of the season and 27th of his career.
- ▶ Rice scored 25 points off 15 SMU turnovers.
- ▶ After going to halftime tied at 27-27, Rice scored the first 11 points of the second period and never trailed after the intermission.
- ▶ Tamir Jackson scored 11 points, had seven assists and turned the ball over twice in 34 minutes of play.

Officials: Tom O'Neill, Zelton Steed, Steve Pyatt

Attendance: 6,916

Rice	27	31	-	58
SMU	27	30	-	57

Rice Owls 58 | 14-17

No	Name	FG-A	3FG-A	FT-A	REB	PF	TP	A	TO	BL	ST	MIN
14	Arsalan Kazemi	9-14	0-0	6-9	13	2	24	3	1	1	1	33
20	Lucas Kuipers	3-10	1-5	0-1	7	2	7	0	3	1	0	37
3	Tamir Jackson	3-13	1-5	4-4	5	1	11	7	1	0	0	34
4	Connor Frizzelle	4-9	2-3	2-2	0	0	12	0	1	0	1	33
12	Bryan Beasley	1-3	0-0	0-0	4	1	2	2	1	0	2	26
0	Trevan Abraham	0-3	0-1	0-0	0	3	0	1	0	0	1	8
11	Suleiman Braimoh	0-0	0-0	2-2	2	2	2	0	2	0	0	8
15	Trey Stanton	0-0	0-0	0-0	0	0	0	0	0	0	0	7
30	David Chadwick	0-1	0-0	0-0	1	0	0	0	0	0	0	4
32	Cory Pflieger	0-3	0-2	0-0	0	3	0	0	0	0	0	10
TOTALS		20-56	4-16	14-18	36	14	58	13	10	2	5	200
FG Percentage - 35.7		3FG Percentage - 25.0		FT Percentage - 77.8								

SMU Mustangs 57 | 17-14

No	Name	FG-A	3FG-A	FT-A	REB	PF	TP	A	TO	BL	ST	MIN
24	Robert Nyakundi	2-7	1-4	0-0	5	2	5	0	2	1	0	33
42	Papa Dia	8-16	0-0	6-11	15	3	22	0	5	1	1	33
1	Collin Mangrum	5-10	2-7	0-0	8	3	12	4	3	0	1	36
12	Jeremiah Samarrippas	4-7	1-2	2-2	2	3	11	3	1	0	0	31
22	Mike Walker	1-5	1-4	0-0	0	4	3	2	0	0	0	36
0	Rodney Clinkscales	1-1	1-1	1-2	0	0	4	1	1	0	0	7
2	Justin Haynes	0-0	0-0	0-0	1	2	0	1	1	0	1	13
13	Aliaksei Patsevich	0-0	0-0	0-0	0	1	0	0	0	0	0	6
30	Ryan Harp	0-0	0-0	0-0	0	0	0	0	1	0	0	5
TOTALS		21-46	6-18	9-15	32	18	57	11	15	2	3	200
FG Percentage - 45.7		3FG Percentage - 33.3		FT Percentage - 60.0								

TULSA 81, RICE 72 | CONFERENCE USA CHAMPIONSHIP | DON HASKINS CENTER | EL PASO, TEXAS | MARCH 10, 2011

Key Possession

► Arsalan Kazemi converted a three-point play with 2:23 to play to cut what earlier was a double-digit Tulsa lead to four points. The Owls had a chance to narrow the gap more following a Golden Hurricane miss but Suleiman Braimoh's tough layup attempt from the left side missed and TU came down with the defensive board. Jordan Clarkson, who led TU with 21 points, converted a three-point play at the other end.

Game Notes

- Rice shot a season-low 50 percent from the free throw line, going 12-for-24.
- The game was the final contest for four Rice seniors. Bryan Beasley, Suleiman Braimoh, Cory Pflieger and Trey Stanton all saw their final action for the Owls.
- The Tulsa win marked the third time in as many years the Golden Hurricane ended the Owls' season at the Conference USA Championship.

Officials: Raymie Styons, Rick Crawford, Bret Smith

Attendance: 11,223

Rice	33	39	-	72
Tulsa	40	41	-	81

Rice Owls 72 | 14-18

No	Name	FG-A	3FG-A	FT-A	REB	PF	TP	A	TO	BL	ST	MIN
14	Arsalan Kazemi	5-11	0-0	2-10	4	3	12	0	3	1	2	24
20	Lucas Kuipers	4-9	1-5	1-2	8	5	10	4	1	0	1	25
3	Tamir Jackson	6-17	2-2	1-2	3	3	15	4	1	0	0	34
4	Connor Frizzelle	5-11	0-2	0-0	1	0	10	3	3	0	5	32
12	Bryan Beasley	1-2	1-2	0-0	2	1	3	2	0	1	1	29
0	Trevan Abraham	0-0	0-0	0-0	0	1	0	0	0	0	0	0+
1	Nate Schwarze	0-0	0-0	0-0	0	0	0	0	0	0	0	2
11	Suleiman Braimoh	2-5	0-0	2-2	3	4	6	0	0	0	0	11
13	Stuart Pirri	0-0	0-0	0-0	0	0	0	0	0	0	0	0+
15	Trey Stanton	1-3	0-1	4-4	1	3	6	0	0	1	0	12
30	David Chadwick	1-1	0-0	0-0	1	1	2	0	0	0	0	4
32	Cory Pflieger	0-2	0-2	1-2	1	5	1	4	0	0	0	17
34	Omar Oraby	3-4	0-0	1-2	3	2	7	0	1	0	0	8
44	J.R. Reynolds	0-0	0-0	0-0	0	0	0	0	0	0	0	2
TOTALS		28-65	4-14	12-24	30	28	72	17	9	3	9	200

FG Percentage - 43.1 • 3FG Percentage - 28.6 • FT Percentage - 50.0

Tulsa Golden Hurricane | 19-12

No	Name	FG-A	3FG-A	FT-A	REB	PF	TP	A	TO	BL	ST	MIN
11	Steven Idlet	3-3	0-0	6-8	8	4	12	2	1	0	0	27
33	Joe Richard	3-4	0-0	2-2	4	4	8	1	3	1	0	21
0	Bryson Pope	1-2	0-0	3-6	2	2	5	1	1	0	1	30
15	Justin Hurtt	5-12	1-4	4-7	1	0	15	3	2	0	1	30
30	Scottie Haralson	3-9	1-5	0-0	3	1	7	3	2	0	0	21
3	Jordan Clarkson	7-10	1-1	6-7	5	1	21	1	2	0	0	25
4	Shane Heirman	0-0	0-0	0-0	0	1	0	1	1	0	0	9
5	Tim Peete	0-0	0-0	1-2	1	0	1	0	1	0	1	7
14	Will Sanger	0-0	0-0	0-0	0	0	0	0	1	0	0	1
23	Blondy Baruti	0-0	0-0	0-0	0	0	0	0	0	0	0	1
32	Kodi Maduka	1-1	0-0	0-2	4	4	2	0	2	0	0	14
35	D.J. Magley	4-7	0-0	2-2	6	5	10	0	0	0	1	14
TOTALS		27-48	3-10	24-36	38	22	81	12	16	1	4	200

FG Percentage - 56.3 • 3FG Percentage - 30.0 • FT Percentage - 66.7

2010-11 CONFERENCE USA FINAL STANDINGS | 2011 CONFERENCE USA CHAMPIONSHIP

Team	Conference USA Games				All Games			
	W-L	Pct.	H	A	W-L	Pct.	L10	Streak
UAB	12-4	.750	6-2	6-2	22-9	.710	7-3	L2
Tulsa	11-5	.688	7-1	4-4	19-13	.594	8-2	L1
UTEP	11-5	.688	7-1	4-4	25-10	.714	7-3	L2
Memphis	10-6	.625	7-1	3-5	25-10	.714	7-3	L1
Southern Miss	9-7	.563	6-2	3-5	22-10	.688	5-5	L1
Marshall	9-7	.563	6-2	3-5	22-12	.647	7-3	L2
SMU	8-8	.500	5-3	3-5	20-15	.571	4-6	L1
East Carolina	8-8	.500	5-3	3-5	18-16	.529	5-5	L2
UCF	6-10	.375	4-4	2-6	21-12	.636	6-4	L1
Rice	5-11	.313	2-6	3-5	14-18	.438	3-7	L1
Houston	4-12	.250	3-5	1-7	12-18	.400	1-9	L7
Tulane	3-13	.188	2-6	1-7	13-17	.433	1-9	L2

2011 Conference USA Basketball Championship
Don Haskins Center, El Paso, Texas
Wednesday, March 9

(8) East Carolina 75, (9) UCF 60
 (5) Southern Miss 63, (12) Tulane 47
 (6) Marshall 97, (11) Houston 87
 (10) Rice 58, (7) SMU 57

Thursday, March 10 - Quarterfinals

East Carolina 75, (1) UAB 70 (ot)
 (4) Memphis 66, Southern Miss 63
 (3) UTEP 77, Marshall 65
 (2) Tulsa 81, Rice 72

Friday, March 11 - Semifinals

UTEP 66, Tulsa 54
 Memphis 76, East Carolina 56

Saturday, March 12 - Championship Final

Memphis 67, UTEP 66



2010-11 All-Conference Awards**2010-11 All-Conference USA First Team**

Randy Culpepper, UTEP, G, 6-0, 165, Sr., Memphis, Tenn.
 Papa Dia, SMU, F, 6-9, 235, Sr., St. Louis, Senegal
 Gary Flowers, Southern Miss, F, 6-8, 214, Sr., Dallas, Texas
 Justin Hurtt, Tulsa, G, 6-4, 201, Sr., Raytown, Mo.
 Aaron Johnson, UAB, G, 5-8, 185, Sr., Chicago, Ill.
 Jamarr Sanders, UAB, G, 6-4, 200, Sr., Montgomery, Ala.

2010-11 All-Conference USA Second Team

Marcus Jordan, UCF, 6-3, 200, So., Chicago, Ill.
 Arsalan Kazemi, Rice, F, 6-7, 205, So., Esfahan, Iran
 Cameron Moore, UAB, F, 6-9, 205, Jr., San Antonio, Texas
 Julyan Stone, UTEP, G, 6-7, 200, Sr., Goletta, Calif.
 Kendall Timmons, Tulane, G/F, 6-8, 205, So., Fort Worth, Texas

2010-11 All-Conference USA Third Team

Will Barton, Memphis, G, 6-6, 175, Fr., Baltimore, Md.
 Keith Clanton, UCF, F, 6-8, 240, So., Orlando, Fla.
 DeAndre Kane, Marshall, G, 6-4, 200, Fr., Pittsburg, Pa.
 Robert Nyakundi, SMU, F, 6-8, 220, Jr., Arlington, Texas
 Jontae Sherrod, East Carolina, G, 6-3, 210, Sr., Tarboro, N.C.

2010-11 All-Conference USA All-Freshman Team

DeAndre Kane, Marshall, G, 6-4, 200, Pittsburgh, Pa. (Freshman of the Year)
 Will Barton, Memphis, G, 6-6, 175, Baltimore, Md.
 Tarik Black, Memphis, F, 6-8, 252, Memphis, Tenn.
 D.J. Newbill, Southern Miss, G, 6-4, 185, Philadelphia, Pa.
 Jordan Clarkson, Tulsa, G, 6-4, 180, San Antonio, Texas

2010-11 All-Conference USA All-Defensive Team

Zamal Nixon, Houston, G, 6-1, 170, Sr., Brooklyn, N.Y.
 Papa Dia, SMU, F, 6-9, 235, Sr., St. Louis Senegal (Defensive Player of the Year)
 Sai'Quon Stone, Southern Miss, G, 6-6, 225, Sr., Brooklyn, N.Y.
 Aaron Johnson, UAB, G, 5-8, 185, Sr., Chicago, Ill.
 Julyan Stone, UTEP, G, 6-7, 200, Sr., Goleta, Calif.

2010-11 All-Conference USA Newcomer of the Year

Scottie Haralson, Tulsa, G, 6-4, 227, Jackson, Miss.

2010-11 All-Conference USA Sixth Man of the Year

Brock Young, East Carolina, G, 5-11, 180, Raleigh, N.C.

2010-11 All-Conference USA Coach of the Year

Mike Davis, UAB

YEAR-BY-YEAR

Year	OVERALL		C-USA		Finish	FG-FGA	PCT	3FG-3FGA	PCT	FT-FTA	PCT	REB	AVG	PF-D	A	TO	B	S	PTS	AVG
	W-L	Pct.	W-L	Pct.																
Don Suman — 131-105, .555, 10 years																				
1952-53	15-6	.761	8-4	.667	2nd	493-1273	.387	-	-	391-620	.631	-	-	847	-	-	-	-	1366	65.6
Opponent Statistics						404-1339	.302	-	-	408-654	.624	-	-	789	-	-	-	-	1216	57.9
1953-54	20-4	.833	9-3	.750	1st	630-1626	.387	-	-	465-745	.636	-	-	468	-	-	-	-	1734	72.3
Opponent Statistics						516-1469	.351	-	-	465-702	.662	-	-	486	-	-	-	-	1497	62.4
1954-55	10-13	.434	6-6	.500	5th	-	-	-	-	-	-	-	-	-	-	-	-	-	-	-
Opponent Statistics						-	-	-	-	-	-	-	-	-	-	-	-	-	-	-
1955-56	19-5	.791	8-4	.667	3rd	714-1724	.414	-	-	465-767	.606	1294	53.9	412-10	-	-	-	-	1893	78.9
Opponent Statistics						566-1566	.362	-	-	463-687	.674	887	37.0	470-22	-	-	-	-	1595	66.4
1956-57	16-8	.667	8-4	.667	2nd	-	-	-	-	-	-	-	-	-	-	-	-	-	-	-
Opponent Statistics						-	-	-	-	-	-	-	-	-	-	-	-	-	-	-
1957-58	13-11	.541	7-7	.500	6th	621-1580	.396	-	-	390-632	.617	1057	44.0	440-9	-	-	-	-	1632	68.0
Opponent Statistics						588-1436	.409	-	-	387-589	.657	939	39.1	459-26	-	-	-	-	1563	65.1
1958-59	11-13	.458	5-9	.357	7th	579-1438	.403	-	-	357-559	.639	1066	44.4	415-14	-	-	-	-	1515	63.1
Opponent Statistics						537-1513	.355	-	-	391-579	.675	1071	44.6	405-11	-	-	-	-	1465	61.0
John Frankie — 39-51, .433, 4 years																				
1959-60	4-20	.167	1-13	.071	8th	-	-	-	-	-	-	-	-	-	-	-	-	-	-	-
Opponent Statistics						-	-	-	-	-	-	-	-	-	-	-	-	-	-	-
1960-61	11-12	.478	7-7	.500	5th	570-1463	.389	-	-	372-541	.687	1078	46.9	438-14	-	-	-	-	1512	65.7
Opponent Statistics						572-1426	.401	-	-	458-658	.699	1024	44.5	386-7	-	-	-	-	1602	69.6
1961-62	12-11	.521	7-7	.500	5th	625-1446	.432	-	-	381-563	.676	1056	45.9	444-18	-	-	-	-	1631	70.9
Opponent Statistics						596-1468	.406	-	-	441-601	.733	982	42.7	423-12	-	-	-	-	1633	71.0
1962-63	12-11	.521	9-5	.642	3rd	635-1535	.414	-	-	170-569	.651	1093	47.1	406-17	-	-	-	-	1640	71.3
Opponent Statistics						629-1488	.423	-	-	395-549	.719	1019	44.3	439-21	-	-	-	-	1653	71.8

Year	OVERALL		C-USA		Finish	FG-FGA	PCT	3FG-3FGA	PCT	FT-FTA	PCT	REB	AVG	PF-D	A	TO	B	S	PTS	AVG
	W-L	Pct.	W-L	Pct.																
George Carlisle — 18-54, .250, 3 years																				
1963-64	15-9	.625	8-6	.571	3rd	734-1658	.442	-	-	459-697	.658	1211	50.4	424-18	-	-	-	-	1927	80.3
Opponent Statistics						722-1762	.409	-	-	372-526	.707	1132	47.2	516-29	-	-	-	-	1836	76.5
1964-65	2-22	.083	1-14	.071	7th	613-1437	.419	-	-	421-570	.738	878	36.6	527-36	-	-	-	-	1647	68.6
Opponent Statistics						730-1555	.469	-	-	530-709	.747	1020	42.5	434-4	-	-	-	-	1990	82.9
1965-66	1-22	.043	1-14	.071	8th	712-1589	.448	-	-	421-603	.699	979	42.6	536-48	-	-	-	-	1845	80.2
Opponent Statistics						765-1600	.472	-	-	551-740	.744	1104	48.0	463-19	-	-	-	-	2081	90.5
Don Knodel — 76-127, .374, 8 years																				
1966-67	7-17	.291	4-10	.285	7th	653-1328	.492	-	-	493-648	.761	867	36.1	466-18	-	-	-	-	1799	74.9
Opponent Statistics						694-1509	.459	-	-	434-622	.698	972	40.5	487-20	-	-	-	-	1822	75.9
1967-68	8-16	.333	6-8	.428	6th	594-1260	.471	-	-	472-638	.740	799	33.3	470-17	-	-	-	-	1837	76.6
Opponent Statistics						687-1440	.477	-	-	441-630	.700	975	40.6	474-22	-	-	-	-	1868	77.8
1968-69	10-14	.416	6-8	.428	5th	704-1465	.481	-	-	429-614	.699	861	35.9	529-20	-	-	-	-	1837	76.6
Opponent Statistics						679-1464	.464	-	-	510-718	.710	1062	44.3	492-21	-	-	-	-	1868	77.8
1969-70	14-11	.560	10-4	.714	1st	761-1675	.454	-	-	384-566	.678	1001	40.1	519-17	-	-	-	-	1906	76.2
Opponent Statistics						741-1534	.483	-	-	487-682	.714	1083	43.3	453-16	-	-	-	-	1969	78.8
1970-71	14-12	.538	6-8	.429	5th	862-1765	.488	-	-	446-614	.726	1090	41.9	564-16	-	-	-	-	2170	83.4
Opponent Statistics						799-1734	.461	-	-	553-788	.702	1151	44.3	477-16	-	-	-	-	2151	82.7
1971-72	6-20	.231	1-13	.071	8th	749-1757	.426	-	-	469-717	.654	1125	43.3	600-24	-	-	-	-	1967	75.7
Opponent Statistics						831-1748	.475	-	-	598-834	.717	1284	49.4	534-12	-	-	-	-	2260	86.9
1972-73	7-19	.269	2-14	.125	t7th	758-1720	.440	-	-	336-459	.732	983	37.8	558-18	-	-	-	-	1852	71.2
Opponent Statistics						811-1745	.464	-	-	406-599	.678	1164	44.7	489-16	-	-	-	-	2032	78.1
1973-74	11-17	.393	5-9	.357	t6th	802-1920	.418	-	-	529-743	.712	1260	45.0	696-34	-	-	-	-	2132	76.1
Opponent Statistics						916-1978	.463	-	-	489-742	.659	1387	49.5	668-38	-	-	-	-	2321	82.9

Year	OVERALL		C-USA		Finish	FG-FGA	PCT	3FG-3FGA	PCT	FT-FTA	PCT	REB	AVG	PF-D	A	TO	B	S	PTS	AVG
	W-L	Pct.	W-L	Pct.																
Bob Polk — 17-63, .213, 3 years																				
1974-75	5-21	.192	2-12	.143	8th	679-1608	.422	-	-	441-615	.717	1022	39.4	564-26	337	438	84	145	1799	69.2
Opponent Statistics						804-1729	.465	-	-	421-622	.677	1117	43.0	576-19	341	413	-	-	2029	78.0
1975-76	3-24	.111	1-16	.059	9th	777-1873	.415	-	-	354-502	.705	1086	40.2	558-21	372	540	78	160	1908	70.7
Opponent Statistics						1031-2095	.492	-	-	414-594	.697	1318	48.8	549-14	498	466	-	-	2476	91.7
1976-77	9-18	.333	2-15	.1118	8th	771-1789	.431	-	-	332-474	.700	1049	38.9	574-20	331	502	-	-	1874	69.4
Opponent Statistics						850-1837	.463	-	-	450-631	.713	1185	43.0	504-14	391	462	-	-	2150	79.6
Mike Schuler — 30-76, .283, 4 years																				
1977-78	4-22	.154	2-15	.118	t8th	686-1500	.457	-	-	358-498	.719	906	34.8	630-27	334	489	26	143	1724	66.2
Opponent Statistics						747-1579	.473	-	-	476-688	.692	973	37.4	530-18	379	372	82	223	2010	77.3
1978-79	7-20	.259	4-12	.250	8th	740-1674	.442	-	-	372-547	.680	970	35.9	555-19	389	467	40	169	1852	68.6
Opponent Statistics						862-1786	.483	-	-	402-567	.709	1067	39.5	569-16	378	407	87	238	2126	78.7
1979-80	7-19	.269	4-12	.250	8th	669-1489	.449	-	-	420-568	.739	894	34.4	531-18	353	434	48	147	1758	67.6
Opponent Statistics						743-1489	.502	-	-	388-547	.709	873	33.6	553-24	336	420	64	170	1874	72.1
1980-81	12-15	.444	7-9	.438	t6th	650-1433	.454	-	-	357-540	.661	890	33.0	537-19	240	409	37	162	1657	61.4
Opponent Statistics						661-1399	.472	-	-	357-520	.687	881	32.6	581-21	314	438	64	157	1679	62.2
Tommy Suitts — 63-99, .389, 5 years																				
1981-82	15-15	.500	6-10	.373	t7th	800-1650	.485	-	-	407-588	.692	1004	33.5	644-25	315	396	56	215	2007	66.9
Opponent Statistics						680-1475	.461	-	-	465-679	.685	915	30.5	562-20	338	429	85	150	1825	60.8
1982-83	8-20	.286	2-14	.125	8th	612-1431	.428	-	-	304-484	.628	861	30.8	516-14	274	400	39	186	1528	54.6
Opponent Statistics						672-1379	.487	-	-	347-500	.694	913	32.6	522-14	387	406	88	198	1691	60.4
1983-84	13-17	.433	6-10	.375	6th	682-1540	.443	-	-	386-610	.633	990	33.0	595-19	301	451	52	189	1750	58.3
Opponent Statistics						699-1548	.452	-	-	402-568	.708	976	32.5	591-23	361	452	94	205	1800	60.0

Year	OVERALL		C-USA		Finish	FG-FGA	PCT	3FG-3FGA	PCT	FT-FTA	PCT	REB	AVG	PF-D	A	TO	B	S	PTS	AVG
	W-L	Pct.	W-L	Pct.																
1984-85	11-16	.407	3-13	.188	9th	686-1460	.470	-	-	384-572	.671	884	32.7	529-17	310	390	45	167	1756	65.0
Opponent Statistics						726-1453	.500	-	-	352-506	.696	853	31.6	543-25	392	414	92	201	1804	66.8
1985-86	9-19	.474	2-14	.125	8th	669-1489	.449	-	-	383-604	.634	904	32.3	558-17	357	387	41	193	1721	61.5
Opponent Statistics						673-1446	.465	-	-	408-571	.715	939	33.5	585-16	397	405	76	188	1754	62.6
Greg Walcavich — 1-7, .125, 8 games																				
1986-87	8-19	.296	2-14	.125	9th	638-1545	.413	95-307	.310	318-514	.619	945	35.0	570-19	262	386	45	184	1689	62.6
Opponent Statistics						658-1403	.469	60-163	.368	446-657	.679	982	36.4	516-14	336	400	89	201	1822	67.5
Scott Thompson — 65-79, .451, 5 years																				
1987-88	6-21	.222	3-13	.188	t8th	682-1644	.415	184-512	.359	318-507	.627	989	36.6	586-20	410	445	38	184	1866	69.1
Opponent Statistics						771-1577	.489	131-344	.381	439-669	.656	1058	39.2	538-16	428	411	96	220	2112	78.2
1988-89	12-16	.429	6-10	.375	8th	763-1618	.472	154-455	.339	337-508	.663	985	35.2	556-22	509	481	35	210	2017	72.0
Opponent Statistics						777-1638	.474	163-440	.371	404-580	.697	954	34.1	534-15	407	434	64	249	2121	75.8
1989-90	11-17	.393	5-11	.313	t7th	803-1858	.432	137-396	.346	307-499	.615	1165	41.6	541-18	437	423	31	208	2050	73.3
Opponent Statistics						758-1720	.441	191-532	.359	406-584	.695	1097	39.2	525-17	448	439	121	229	2113	75.5
1990-91	16-14	.533	9-7	.563	t4th	859-1783	.482	147-393	.374	370-576	.642	1117	37.2	529-12	474	440	26	188	2235	74.5
Opponent Statistics						794-1763	.450	209-541	.386	400-566	.707	995	33.2	556-15	464	416	103	240	2197	73.2
1991-92	20-11	.645	8-6	.571	4th	854-1790	.477	168-441	.381	496-708	.701	1158	37.4	516-16	502	423	34	214	2372	76.5
Opponent Statistics						793-1808	.439	206-555	.371	363-532	.682	1007	32.5	594-22	454	442	106	214	2155	69.5

YEAR-BY-YEAR

Year	OVERALL		C-USA		Finish	FG-FGA	PCT	3FG-3FGA	PCT	FT-FTA	PCT	REB	AVG	PF-D	A	TO	B	S	PTS	AVG
	W-L	Pct.	W-L	Pct.																
<i>Willis Wilson — 219-246, .471, 16 years</i>																				
1992-93	18-10	.643	11-3	.786	2nd	728-1537	.474	123-372	.331	591-828	.714	1088	38.9	542-14	388	418	50	135	2170	77.5
Opponent Statistics						765-1750	.437	155-450	.345	379-589	.644	932	33.3	627-29	374	313	122	215	2064	73.7
1993-94	15-14	.517	6-8	.429	5th	817-1774	.461	120-328	.366	420-613	.685	1152	39.7	594-17	452	430	49	171	2174	75.0
Opponent Statistics						741-1766	.420	175-517	.338	478-664	.720	1067	36.8	552-11	402	409	88	216	2135	73.6
1994-95	15-13	.536	8-6	.571	t3rd	739-1699	.435	134-392	.342	438-636	.689	1139	40.7	575-13	416	450	60	185	2050	73.2
Opponent Statistics						728-1707	.426	151-481	.314	441-638	.691	1023	36.5	590-13	387	425	86	221	2048	73.1
1995-96	14-14	.500	5-9	.357	5th	670-1542	.435	130-341	.381	441-673	.655	1029	36.8	521-17	332	392	83	164	1911	68.3
Opponent Statistics						698-1652	.423	159-496	.321	384-589	.652	1042	37.2	572-19	391	371	103	179	1939	69.3
1996-97	12-15	.444	6-10	.375	6th	665-1531	.434	120-352	.341	349-516	.676	994	36.8	538-13	412	420	94	199	1799	66.6
Opponent Statistics						623-1426	.437	123-388	.317	424-616	.688	873	32.3	502-12	355	382	72	212	1793	66.4
1997-98	6-22	.214	3-11	.214	7th	647-1584	.408	157-461	.341	321-506	.634	1020	36.4	537-10	403	420	73	158	1772	63.3
Opponent Statistics						694-1603	.433	174-516	.337	400-590	.678	1044	37.3	496-10	427	381	104	217	1962	70.1
1998-99	18-10	.643	8-6	.571	3rd	641-1475	.435	179-501	.357	450-686	.656	1041	37.2	506-13	373	409	79	190	1911	68.3
Opponent Statistics						606-1599	.379	152-520	.292	373-576	.648	1016	36.3	561-22	365	389	96	199	1737	62.0
1999-00	5-22	.185	1-13	.071	8th	536-1430	.375	123-419	.294	359-518	.693	1019	37.7	558-15	310	511	70	152	1554	57.6
Opponent Statistics						623-1496	.416	170-509	.334	420-623	.674	952	35.3	473-7	427	355	127	255	1836	68.0
2000-01	14-16	.467	5-11	.313	8th	632-1589	.398	183-518	.353	439-623	.705	1061	35.4	616-17	329	414	78	197	1886	62.9
Opponent Statistics						631-1573	.401	156-517	.302	497-693	.717	1052	35.1	595-5	405	391	93	186	1915	63.8
2001-02	10-19	.345	5-13	.313	8th	663-1581	.419	153-446	.343	428-608	.704	1085	37.4	605-12	344	486	115	168	1907	65.8
Opponent Statistics						679-1659	.409	174-498	.349	500-702	.712	1023	35.3	547-16	401	380	133	229	2032	70.1
2002-03	19-10	.655	11-7	.611	t3rd	757-1613	.469	182-471	.386	463-628	.737	1011	34.9	587-15	463	479	97	244	2159	74.4
Opponent Statistics						703-1636	.430	167-448	.373	446-623	.716	982	33.9	554-18	408	485	98	204	2019	69.6
2003-04	22-11	.667	12-6	.667	t3rd	867-1828	.474	171-488	.350	541-762	.710	1128	34.2	611-15	492	528	114	275	2446	74.1
Opponent Statistics						855-1907	.448	176-529	.333	424-610	.695	1107	33.5	642-18	484	533	109	253	2310	70.0

Year	OVERALL		C-USA		Finish	FG-FGA	PCT	3FG-3FGA	PCT	FT-FTA	PCT	REB	AVG	PF-D	A	TO	B	S	PTS	AVG
	W-L	Pct.	W-L	Pct.																
2004-05	19-12	.613	12-6	.667	3rd	849-1764	.481	138-416	.332	465-642	.724	1137	36.7	555-4	493	447	125	201	2301	74.2
Opponent Statistics						799-1910	.418	194-576	.337	378-559	.676	1097	35.4	549-11	481	408	100	234	2170	70.0
2005-06	12-16	.429	6-8	.429	t5th	674-1550	.435	124-368	.337	425-582	.730	948	33.9	488-7	386	428	82	216	1897	67.8
Opponent Statistics						711-1643	.433	208-620	.335	333-514	.648	1050	37.5	530-10	446	446	86	239	1963	70.1
2006-07	16-16	.500	8-8	.500	t5th	764-1698	.450	203-522	.389	491-687	.715	1045	32.7	626-17	434	476	92	222	2222	69.4
Opponent Statistics						764-1765	.433	239-682	.350	462-694	.666	1129	35.3	619-14	443	498	91	231	2229	69.7
2007-08	3-27	.100	0-16	.000	12th	590-1558	.379	104-381	.273	394-608	.648	1046	34.9	622-10	298	566	93	197	1678	55.9
Opponent Statistics						691-1620	.427	190-566	.336	498-697	.714	1087	36.2	599-9	424	462	97	272	2070	69.0
Ben Braun — 32-63, .337, 3 years																				
2008-09	10-22	.313	4-12	.333	10th	717-1690	.424	218-570	.382	388-563	.689	1021	31.9	590-14	443	425	70	153	2040	63.8
Opponent Statistics						794-1794	.443	222-605	.367	463-664	.697	1143	35.7	560-14	410	380	87	222	2273	71.0
2009-10	8-23	.258	1-15	.062	12th	703-1739	.404	164-532	.308	413-638	.647	1097	35.4	615-9	369	436	82	229	1983	64.0
Opponent Statistics						726-1640	.443	221-633	.349	488-690	.707	1096	35.4	569-13	431	449	130	236	2161	69.7
2010-11	14-18	.438	5-11	.313	10th	725-1696	.427	168-513	.327	530-733	.723	1082	33.8	603-6	411	393	76	217	2148	67.1
Opponent Statistics						706-1606	.440	244-645	.378	493-692	.712	1008	31.5	647-21	409	435	101	188	2149	67.2

1,000-POINT CLUB

1. Michael Harris 2,014

Year	G	Reb.	Avg.	Pts.	Avg.
2001-02	29	248	8.6	370	12.8
2002-03	28	205	7.3	427	15.3
2003-04	33	295	8.9	578	17.5
2004-05	31	363	11.7	639	20.6
Totals	121	1111	9.1	2014	16.6

2. Brent Scott 1,906

Year	G	Reb.	Avg.	Pts.	Avg.
1989-90	28	229	8.1	427	15.3
1990-91	30	302	10.1	506	16.9
1991-92	31	257	8.3	490	15.8
1992-93	28	261	9.3	483	17.3
Totals	117	1049	8.9	1906	16.3

3. Ricky Pierce 1,847

Year	G	Reb.	Avg.	Pts.	Avg.
1979-80	26	214	8.2	498	19.2
1980-81	26	181	7.0	544	20.9
1981-82	30	226	7.5	805	26.8
Totals	82	621	7.6	1847	22.5

4. Morris Almond 1,825

Year	G	Reb.	Avg.	Pts.	Avg.
2003-04	30	30	1.0	145	4.8
2004-05	31	65	2.1	224	7.2
2005-06	28	163	5.8	612	21.9
2006-07	30	210	7.0	844	26.4
Totals	121	468	3.9	1825	15.1

5. Elbert Darden 1,727

Year	G	Reb.	Avg.	Pts.	Avg.
1975-76	27	175	6.5	412	15.3
1976-77	27	157	5.8	480	17.8
1977-78	25	112	4.5	337	13.5
1978-79	25	144	5.8	498	19.9
Totals	104	588	5.7	1727	16.6

6. Greg Hines 1,545

Year	G	Reb.	Avg.	Pts.	Avg.
1983-84	28	80	2.9	190	6.8
1984-85	27	118	4.9	413	15.3
1985-86	27	147	5.4	450	16.7
1986-87	27	136	5.0	492	18.2
Totals	109	481	4.4	1545	14.2

7. Torrey Andrews 1,535

Year	G	Reb.	Avg.	Pts.	Avg.
1990-91	30	105	3.5	203	6.8
1991-92	31	154	5.0	349	11.3
1992-93	28	163	5.8	351	12.5
1993-94	29	185	6.4	632	21.8
Totals	118	607	5.1	1535	13.0

8. Jason McKrieth 1,500

Year	G	Reb.	Avg.	Pts.	Avg.
2001-02	18	55	3.1	207	11.5
2002-03	28	121	4.3	345	12.3
2003-04	33	161	4.9	523	15.8
2004-05	31	165	5.3	425	14.2
Totals	109	502	4.6	1500	13.8

9. Kendall Rhine 1,436

Year	G	Reb.	Avg.	Pts.	Avg.
1961-62	23	269	11.7	315	13.7
1962-63	23	319	13.9	537	23.3
1963-64	24	334	13.9	584	24.3
Totals	70	922	13.2	1436	20.5

10. Robert Johnson 1,413					
Year	G	Reb.	Avg.	Pts.	Avg.
1995-96	28	109	3.9	271	9.7
1996-97	27	66	2.4	201	7.4
1997-98	28	93	3.3	324	11.6
1998-99	28	120	4.3	617	22.0
Totals	111	388	3.5	1413	12.7

11. Marvin Moore 1,339					
Year	G	Reb.	Avg.	Pts.	Avg.
1989-90	28	59	2.1	243	8.7
1990-91	30	75	2.5	249	8.3
1991-92	31	78	2.5	359	11.6
1992-93	28	92	3.3	488	17.4
Totals	117	304	10.9	1339	11.4

12. Gene Schwinger 1,328					
Year	G	Reb.	Avg.	Pts.	Avg.
1951-52	24	216	9.0	301	12.5
1952-53	21	250	11.9	423	20.1
1953-54	28	344	12.3	604	21.6
Totals	73	810	11.1	1328	18.2

13. Dana Hardy 1,322					
Year	G	Reb.	Avg.	Pts.	Avg.
1988-89	25	66	2.6	321	12.8
1989-90	28	118	4.2	363	13.0
1990-91	30	99	3.3	362	12.1
1991-92	31	109	3.5	276	8.9
Totals	113	392	3.5	1322	11.7

14. Mike Wilks 1,300					
Year	G	Reb.	Avg.	Pts.	Avg.
1997-98	28	73	2.6	135	4.8
1998-99	28	124	4.4	230	8.2
1999-00	21	84	4.0	331	15.8
2000-01	30	147	4.9	604	20.1
Totals	107	428	4.0	1300	12.1

15. Gary Reist 1,270					
Year	G	Reb.	Avg.	Pts.	Avg.
1968-69	23	65	2.8	267	11.6
1969-70	25	99	4.0	497	19.9
1970-71	26	94	3.6	506	19.5
Totals	74	258	9.9	1270	17.2

16. Adam Peakes 1,240					
Year	G	Reb.	Avg.	Pts.	Avg.
1991-92	31	124	4.0	190	6.1
1992-93	26	138	5.3	247	9.5
1993-94	28	195	7.0	396	14.1
1994-95	27	237	8.8	407	15.1
Totals	112	694	6.2	1240	11.1

17. Tom Myer 1,227					
Year	G	Reb.	Avg.	Pts.	Avg.
1968-69	24	61	2.5	350	14.6
1969-70	25	85	3.4	473	18.9
1970-71	26	71	2.7	404	15.5
Totals	75	217	2.9	1227	16.4

18. Bill Tom 1,436					
Year	G	Reb.	Avg.	Pts.	Avg.
1945-46	20	-	-	252	12.6
1946-47	21	-	-	286	13.6
1947-48	24	-	-	277	11.5
1948-49	24	-	-	406	16.9
Totals	89	-	-	1221	13.7

19. Temple Tucker 1,218					
Year	G	Reb.	Avg.	Pts.	Avg.
1955-56	24	305		531	22.1
1956-57	24	252		364	15.1
1957-58	24	211		323	13.4
Totals	72	768		1218	16.9

20. Shaun Igo 1,158					
Year	G	Reb.	Avg.	Pts.	Avg.
1993-94	29	86	3.0	134	4.6
1994-95	15	90	6.0	201	13.4
1995-96	24	210	8.8	384	16.0
1996-97	26	204	7.8	439	16.9
Totals	94	590	6.3	1158	12.3

21. Tommy McGhee 1,154					
Year	G	Reb.	Avg.	Pts.	Avg.
1992-93	23	14	.6	40	1.7
1993-94	29	55	1.9	169	5.8
1994-95	28	122	4.4	370	13.2
1995-96	28	109	3.9	575	20.5
Totals	108	300	2.8	1154	10.7

1,000-POINT CLUB

22. Tom Robitaille 1,137

Year	G	Reb.	Avg.	Pts.	Avg.
1956-57	24	208	8.7	330	13.3
1957-58	24	216	9.0	358	14.9
1958-59	24	245	10.2	449	18.7
Totals	72	669	9.3	1137	15.8

23. Kenneth Rourke 1,107

Year	G	Reb.	Avg.	Pts.	Avg.
1988-89	28	202	7.2	341	12.2
1989-90	28	229	8.2	294	10.5
1990-91	30	169	5.6	267	8.9
1991-92	31	137	4.4	205	6.6
Totals	117	737	6.3	1107	9.5

24. Greg Williams 1,101

Year	G	Reb.	Avg.	Pts.	Avg.
1966-67	24	54	2.3	198	8.2
1967-68	24	67	2.8	395	16.5
1968-69	24	78	3.3	508	21.1
Totals	72	199	2.8	1101	15.3

25. Bob Kinney 1,059

Year	G	Reb.	Avg.	Pts.	Avg.
1939-40	27	-	-	338	12.5
1940-41	24	-	-	352	14.7
1941-42	27	-	-	369	13.7
Totals	78	-	-	1059	13.6

26. Larry Phillips 1,727

Year	G	Reb.	Avg.	Pts.	Avg.
1961-62	23	181	7.9	298	12.9
1962-63	23	190	8.3	315	13.7
1963-64	24	234	9.8	440	18.3
Totals	70	605	8.6	1053	15.0

27. Bobby Tudor 1,018

Year	G	Reb.	Avg.	Pts.	Avg.
1978-79	27	100	3.7	312	11.6
1979-80	26	91	3.5	308	11.8
1980-81	27	49	1.8	196	7.3
1981-82	30	73	2.4	202	6.7
Totals	110	223	2.0	1018	9.3

28. Brock Gillespie 1,007

Year	G	Reb.	Avg.	Pts.	Avg.
2001-02	28	26	.9	152	5.4
2002-03	28	37	1.3	262	9.4
2003-04	33	38	1.2	304	9.2
2004-05	31	43	1.4	289	9.3
Totals	120	144	1.2	1007	8.4

List of Rice current players closing in on 1,000 career points:

Connor Frizzelle **912**

Year	G	Reb.	Avg.	Pts.	Avg.
2008-09	32	89	2.8	279	8.7
2009-10	31	57	1.8	292	9.4
2010-11	32	59	1.8	341	10.7
Totals	95	205	2.2	912	9.6

Arsalan Kazemi **797**

Year	G	Reb.	Avg.	Pts.	Avg.
2009-10	30	272	9.1	310	10.3
2010-11	32	351	11.0	487	15.2
Totals	62	623	10.0	797	12.9

Tamir Jackson **778**

Year	G	Reb.	Avg.	Pts.	Avg.
2009-10	31	69	2.2	334	10.8
2010-11	32	87	2.7	444	13.9
Totals	63	156	2.5	778	12.3

Scoring

Game: 47, Doug McKendrick vs. Ga. Tech (D6, 1965)

Season: 805, Ricky Pierce, 1982

Career: 2,014, Michael Harris, 2002-05

Game

1.	47	Doug McKendrick vs. Ga. Tech (D6, 1965)
2.	44	Morris Almond vs. Vanderbilt (J2, 2007)
	44	Kendall Rhine vs. Arkansas (J12, 1963)
4.	43	Temple Tucker vs. Texas A&M (D28, 1955)
5.	42	Morris Almond at Utah (N25, 2006)
	42	Tom Robitalle vs. Texas A&M (F28, 1959)
7.	41	Bill Henry vs. Texas A&M (F8, 1944)
	41	Kendall Rhine vs. SMU (F8, 1963)
	41	Kendall Rhine vs. LSU (D7, 1963)
10.	40	Patrick Britton vs. ECU (M5, 2008)
	40	Morris Almond vs. SMU (M4, 2006)

Season

1.	844	Morris Almond, 2007
2.	805	Ricky Pierce, 1982
3.	639	Michael Harris, 2005
4.	632	Torrey Andrews, 1994
5.	617	Robert Johnson, 1999
6.	612	Morris Almond, 2006
7.	604	Gene Schwinger, 1954

7.	604	Mike Wilks, 2001
9.	584	Kendall Rhine, 1964
10.	578	Michael Harris, 2004

Season Scoring Average

1.	26.8	Ricky Pierce, 1982
2.	26.4	Morris Almond, 2007
3.	24.3	Kendall Rhine, 1964
4.	23.3	Kendall Rhine, 1963
5.	22.4	Gene Schwinger, 1954
6.	22.1	Temple Tucker, 1956
7.	22.0	Robert Johnson, 1999
8.	21.9	Morris Almond, 2006
9.	21.8	Torrey Andrews, 1994
10.	21.6	Gene Schwinger, 1954

Career

1.	2,014	Michael Harris, 2002-05
2.	1,906	Brent Scott, 1990-93
3.	1,847	Ricky Pierce, 1980-82
4.	1,825	Morris Almond, 2004-07
5.	1,727	Elbert Darden, 1976-79
6.	1,545	Greg Hines, 1984-87
7.	1,535	Torrey Andrews, 1991-94
8.	1,500	Jason McKrieth, 2002-05
9.	1,436	Kendall Rhine, 1962-64
10.	1,413	Robert Johnson, 1996-99

Career Scoring Average

1.	22.5	Ricky Pierce, 1980-82
2.	20.5	Kendall Rhine, 1962-64
3.	18.2	Gene Schwinger, 1952-54
4.	17.2	Gary Reist, 1969-71
5.	16.9	Temple Tucker, 1956-58
6.	16.6	Michael Harris, 2002-05
	16.6	Elbert Darden, 1976-79
8.	16.4	Tom Meyer, 1969-71
9.	16.3	Brent Scott, 1990-93
10.	15.9	Doug McKendrick, 1964-66

FG Made

Game: 20, Kendall Rhine vs. Arkansas (J12, 1963)

Season: 314, Ricky Pierce, 1982

Career: 746, Ricky Pierce, 1980-82

Season

1.	314	Ricky Pierce, 1982
2.	263	Morris Almond, 2007
3.	243	Kendall Rhine, 1964
4.	241	Torrey Andrews, 1994
5.	240	Michael Harris, 2005
6.	230	Ricky Pierce, 1981
7.	229	Gene Schwinger, 1954
8.	227	Kendall Rhine, 1963

9.	224	Morris Almond, 2006
10.	217	Michael Harris, 2004

Career

1.	783	Michael Harris, 2002-05
2.	746	Ricky Pierce, 1980-82
3.	737	Brent Scott, 1990-93
4.	680	Elbert Darden, 1976-79
5.	627	Morris Almond, 2006-07
6.	606	Greg Hines, 1984-87
7.	595	Kendall Rhine, 1962-64
8.	557	Torrey Andrews, 1991-94
9.	522	Jason McKrieth, 2002-05
10.	520	Tom Myer, 1969-71

FG Attempted

Game: 31, Ricky Pierce at Houston (J4, 1982)

Season: 614, Ricky Pierce, 1982

Career: 1,479, Ricky Pierce, 1980-82

Game

1.	31	Ricky Pierce at Houston (15-31) (J4, 1982)
2.	29	Mike Maroney vs. Texas Tech (12-29) (F27, 1961)

Season

1.	614	Ricky Pierce, 1982
2.	544	Morris Almond, 2007
3.	520	Gene Schwinger, 1954
4.	477	Kendall Rhine, 1964
5.	468	Kendall Rhine, 1963
6.	444	Ricky Pierce, 1981
7.	441	Torrey Andrews, 1994
8.	440	Robert Johnson, 1999
9.	439	Gary Reist, 1970
10.	434	Mike Wilks, 2001

Career

1.	1,479	Ricky Pierce, 1980-82
2.	1,473	Elbert Darden, 1976-79
3.	1,368	Greg Hines, 1984-87
4.	1,335	Brent Scott, 1990-93
5.	1,300	Michael Harris, 2002-05
6.	1,275	Morris Almond, 2004-07
7.	1,226	Kendall Rhine, 1962-64
8.	1,127	Robert Johnson, 1996-99
9.	1,126	Gene Schwinger, 1952-54
10.	1,115	Dana Hardy, 1989-92

FG Percentage

Season: .634 (168-265), Doug McKendrick, 1966

Career: .621 (328-528), Doug McKendrick, 1964-66

Game

1.	10-10	Michael Harris vs. La. College (D20, 2002)
2.	7-7	Torrey Andrews at TCU (F13, 1993)
	7-7	Torrey Andrews at Prairie View (D2, 1991)
	7-7	Kenny Austin vs. SMU (F17, 1981)
	7-7	Lucas Kuipers vs. Grambling (N14, 2010)
6.	6-6	Patrick Britton vs. Tulane (F2, 2008)
	6-6	Lawrence Ghoram vs. Tulane (J19, 2008)
	6-6	Alex Bougaieff vs. Air Force (F11, 1999)
	6-6	Dana Hardy vs. Chaminade (N27, 1991)
	6-6	Chip Scott vs. Northern Illinois (D28, 1988)
	6-6	Frank Jackson vs. Houston (J21, 1978)
	6-6	Morris Almond at La. Tech (J1, 2005)

Season

1.	.634 (168-265)	Doug McKendrick, 1966
2.	.623 (172-276)	Michael Harris, 2003
3.	.623 (109-175)	Frank Jackson, 1978
4.	.608 (240-395)	Michael Harris, 2005
	.608 (152-250)	Doug McKendrick, 1965
6.	.603 (217-360)	Michael Harris, 2004
7.	.594 (184-310)	Brent Scott, 1993
8.	.593 (143-241)	Andy Gilchrist, 1989

9.	.591 (75-127)	Torrey Andrews, 1991
10.	.580 (200-345)	Brent Scott, 1991

Career

1.	.621 (328-528)	Doug McKendrick, 1964-66
2.	.602 (783-1300)	Michael Harris, 2002-05
3.	.564 (252-447)	Steve Emshoff, 1971-73
4.	.557 (557-1008)	Torrey Andrews, 1991-94
5.	.552 (737-1335)	Brent Scott, 1990-93
6.	.529 (174-329)	Farrar Stockton, 1966-68
7.	.518 (399-771)	Bill Doty, 1965-67
8.	.515 (389-756)	Andy Gilchrist, 1986-89
9.	.514 (163-317)	Mike Cunningham, 1983-84
10.	.511 (520-1017)	Tom Myer, 1969-71
	.527 (251-476)	Arsalan Kazemi, 2009-Present

3-Point FG Made

Game: 8, Bobby Crawford vs. Tulsa (F6, 1997)

Season: 83, Robert Johnson, 1999

Career: 200 Dana Hardy, 1989-92

Game

1.	8	Bobby Crawford vs. Tulsa (F6, 1997)
2.	7	David Willie at Texas Tech (J6, 1987)
	7	David Willie vs. Arkansas (J27, 1988)
	7	Dana Hardy vs. SMU (F18, 1989)
	7	Chase Maag vs. Texas A&M (J26, 1991)

7	Tommy McGhee vs. Houston (F8, 1995)
7	Omar-Seli Mance vs. SMU (J23, 2003)
7	Morris Almond vs. Lamar (D6, 2006)

Season

1.	83	Robert Johnson, 1999
2.	82	Omar-Seli Mance, 2003
3.	80	David Willie, 1988
4.	77	Morris Almond, 2007
5.	76	Tommy McGhee, 1996
6.	70	Rodney Foster, 2009
7.	65	Shawn Tyndell, 2001
8.	63	Adam Peakes, 1994
9.	61	Bobby Crawford, 1998
10.	57	Marvin Moore, 1993

Career

1.	200	Dana Hardy, 1989-92
2.	186	Robert Johnson, 1996-99
3.	176	Adam Peakes, 1992-95
4.	171	Brock Gillespie, 2002-05
5.	170	Cory Pflieger, 2005-09 & 2010-11
6.	158	Rodney Foster, 2006-09
7.	153	Morris Almond, 2004-07
	153	Marvin Moore, 1990-93
9.	144	Omar-Seli Mance, 2001-03
10.	142	Tommy McGhee, 1993-96

Consecutive Games with a 3-Point Field Goal

1.	39	Adam Peakes (M17, 1993 - D30, 1994)
2.	29	Shawn Tyndell (N18, 2000 - M6, 2001)
3.	21	Brock Gillespie (M17, 2004 - F8, 2005)
	21	Bobby Crawford (F27, 1997-J31, 1998)
5.	19	Omar-Seli Mance (D18, 2002-F22, 2003)
6.	18	Robert Johnson (D23, 1998-M4, 1999)
7.	17	Brock Gillespie (J10-M6, 2004)
	17	David Willie (J16-N30, 1988)
9.	16	Morris Almond (J20-M9, 2007)
10.	14	Dana Hardy (J4-F18, 1989)
	14	Rodney Foster (J 28-M 11, 2009)

3-Point FG Att.

Game: 16, Rodney Foster at Houston (F23, 2008)

Season: 230, Robert Johnson (1999)

Career: 534, Robert Johnson, 1996-99

Game

1.	16	Rodney Foster at Houston (F23, 2008)
2.	15	Robert Johnson vs. SMU (J28, 1999)
	15	Robert Johnson vs. New Mexico (M4, 1999)
4.	14	Rodney Foster at UCF (M1, 2008)
	14	David Willie vs. Southern (D8, 1987)
	14	Tommy McGhee vs. Houston (F8, 1995)
	14	Tommy McGhee at Baylor (F28, 1996)
	14	Bobby Crawford vs. Tulsa (F6, 1997)

9.	13	David Willie at Texas Tech (J6, 1988)
	13	Chase Maag vs. Arkansas (M9, 1991)
	13	Mike Wilks at UT-Pan Am (J3, 2000)
	13	Lucas Kuipers at SMU (F17, 2010)

Season

1.	230	Robert Johnson, 1999
2.	207	David Willie, 1988
3.	196	Omar-Seli Mance, 2003
4.	187	Rodney Foster, 2008
		Brock Gillespie, 2004
6.	174	Shawn Tyndell, 2001
7.	169	Morris Almond, 2007
	169	Tommy McGhee, 1996
9.	163	Marvin Moore, 1993
10.	162	Adam Peakes, 1995

Career

1.	534	Robert Johnson, 1996-99
2.	505	Dana Hardy, 1989-92
3.	500	Brock Gillespie, 2002-05
4.	475	Rodney Foster, 2006-09
5.	471	Adam Peakes, 1992-95
6.	454	Cory Pflieger, 2005-09 & 2010-11
7.	413	Marvin Moore, 1990-93
8.	409	David Willie, 1988-91

9.	365	Omar-Seli Mance, 2001-03
10.	352	Morris Almond, 2007
	352	Shawn Tyndell, 1998-02

3-Point FG Pct.

Season: .456 (77-169), Morris Almond, 2007

Career: .453 (153-352), Morris Almond, 2004-07

Game

1.	1.000 (6-6)	Adam Peakes at TCU (J19, 1994)
2.	1.000 (5-5)	Tommy McGhee vs. Baylor (J28, 1995)
	1.000 (5-5)	Connor Frizzelle vs. South Ala (N14, 2009)
4	1.000 (4-4)	Michael Irving vs. Arkansas (F14, 1987)
	1.000 (4-4)	Dana Hardy vs. Baylor (J30, 1991)
	1.000 (4-4)	D. Holmes vs. Grambling (D19, 1991)
	1.000 (4-4)	D. Holmes vs. Wisconsin (M17, 1993)
	1.000 (4-4)	Shawn Tyndell vs. Portland (J2, 1999)
	1.000 (4-4)	Omar-Seli Mance vs. Lamar (N20, 2001)
	1.000 (4-4)	Brock Gillespie vs. Navy (D23, 2002)
	1.000 (4-4)	Morris Almond at LaTech (J1, 2005)

Season

1.	.456 (77-169)	Morris Almond, 2007
2.	.453 (48-106)	Tommy McGhee, 1995
3.	.450 (76-169)	Tommy McGhee, 1996

4.	.444 (48-108)	Morris Almond, 2006
5.	.440 (70-159)	Rodney Foster, 2009
6.	.438 (63-144)	Adam Peakes, 1994
7.	.432 (51-118)	Dana Hardy, 1992
8.	.430 (43-100)	Marvin Moore, 1990
9.	.420 (47-112)	Dana Hardy, 1990
10.	.418 (82-196)	Omar-Seli Mance, 2003

Career

1.	.435 (153-352)	Morris Almond, 2004-07
2.	.429 (142-331)	Tommy McGhee, 1993-96
3.	.399 (83-208)	Chase Maag, 1991-92
4.	.396 (200-505)	Dana Hardy, 1989-92
5.	.395 (144-365)	Omar-Seli Mance, 2001-03
6.	.387 (43-111)	Dave Mlachnik, 1988-89
7.	.382 (47-123)	Mike Girardi, 1986-88
8.	.375 (103-275)	Bobby Crawford, 1997-98
9.	.374 (176-471)	Adam Peakes, 1992-95
10.	.374 (170-454)	Cory Pflieger, 2005-09 & 10-11

FT Made

Game: 18, Morris Almond vs. Colorado St. (N15, 2006)

18, Morris Almond vs. Houston (J17, 2007)

Season: 241, Morris Almond, 2007

Career: 432, Brent Scott (1990-93)

Game

1.	18	Morris Almond vs. Colorado State (N15, 2006)
	18	Morris Almond vs. Houston (J17, 2007)
3.	17	Temple Tucker vs. Texas A&M (D28, 1955)
	17	Kendall Rhine vs. Baylor (F22, 1964)
5.	15	Brent Scott at Texas Tech (F16, 1991)
	15	Ricky Pierce vs. Texas Tech (F10, 1982)
7.	14	Joe Durrenberger vs. Arkansas (J10, 1955)
	14	Marvin Moore at Texas (J5, 1993)
	14	Ricky Pierce at Texas Tech (J19, 1982)
	14	Arsalan Kazemi vs. Lamar (D4, 2010)

Season

1.	241	Morris Almond, 2007
2.	195	Arsalan Kazemi, 2011
3.	177	Ricky Pierce, 1982
4.	168	Mike Wilks, 2001
5.	154	Doug McKendrick, 1965
6.	152	Michael Harris, 2005
	152	Robert Johnson, 1999
8.	150	Charles Daniels, 1975
9.	147	Torrey Andrews, 1994
10.	146	Gene Schwinger, 1954

Career

1.	432	Brent Scott, 1990-93
2.	418	Morris Almond, 2004-07
3.	415	Torrey Andrews, 1991-94
4.	411	Michael Harris, 2002-05
5.	365	Jason McKrieth, 2002-05
6.	361	Mike Wilks, 1998-2001
7.	355	Ricky Pierce, 1980-82
8.	342	Temple Tucker, 1956-58
9.	337	Robert Johnson, 1996-99
10.	332	Elbert Darden, 1976-79

Consecutive Free Throws (Game)

1.	13	M. Almond vs. Western Carolina (D29, 2006)
2.	12	Marvin Moore at Texas (J5, 1993)
	12	Ricky Pierce vs. Texas (F1, 1982)
	12	Elbert Darden at Texas Tech (J13, 1979)
5.	11	Morris Almond vs. Houston, (J17, 2007)
	11	Jason McKrieth vs. Siena (D29, 2001)
	11	Mike Wilks at Navy (N18, 2000)
8.	10	10 Times
		Last: Connor Frizzelle vs. Lamar (N 25, 2008)

Consecutive Free Throws (Season)

1.	38	Jason McKrieth, J2-J28, 2004
2.	29	Elbert Darden, J8-J20, 1979

3.	28	Connor Frizzelle, No11-D29, 2010
4.	25	Rashid Smith, J22-F14, 2004
	25	Ricky Pierce, J25-F3, 1982
6.	23	Bobby Tudor, J3-F7, 1980
	23	Adam Peakes, F2-F20, 1993
	23	Omar-Seli Mance, N22-J2, 2002-03
	23	Connor Frizzelle, N 25-D20, 2008
10.	21	Connor Frizzelle, D 28, 2008-J21, 2009

FT Attempts

Game: 23, Joe Darrenberger vs. Arkansas (J10, 1955)

Season: 285, Morris Almond, 2007

Career: 744, Brent Scott (1990-93)

Game

1.	23	Joe Durrenberger vs. Arkansas (J10, 1955)
2.	20	Morris Almond vs. Houston (J17, 2007)
	20	M. Almond vs. Colorado State (N15, 2006)
	20	David Craig vs. LSU (D12, 1960)
	20	Temple Tucker vs. Texas A&M (D28, 1955)
6.	19	Brent Scott at Texas Tech (F16, 1991)
	19	Torrey Andrews vs. Baylor (J26, 1994)
8.	18	Arsalan Kazemi vs. Lamar (D4, 2010)
9.	17	Kendall Rhine vs. Baylor (F22, 1964)*
	17	Scott Oliver vs. Texas A&M (F17, 1996)
	17	Brent Scott at Texas A&M (J25, 1992)

17	Ricky Pierce vs. Texas Tech (F10, 1982)
17	Arsalan Kazemi vs. LSU (D29, 2010)

* - Rhine attempted at least 17 FTs in the game.

Season

1.	285	Morris Almond, 2007
2.	271	Arsalan Kazemi, 2011
3.	266	Gene Schwinger, 1954
4.	223	Ricky Pierce, 1982
5.	215	Mike Wilks, 2001
6.	209	Robert Johnson, 1999
7.	208	Kendall Rhine, 1964
8.	207	Temple Tucker, 1957
9.	206	Charles Daniels, 1975
10.	202	Temple Tucker, 1956

Career

1.	744	Brent Scott, 1990-93
2.	562	Michael Harris, 2002-05
3.	535	Temple Tucker, 1956-58
4.	533	Greg Hines, 1984-87
5.	532	Gene Schwinger, 1952-54
6.	531	Torrey Andrews, 1991-94
7.	507	Morris Almond, 2004-07
8.	501	Kendall Rhine, 1962-64
9.	495	Mike Wilks, 1998-2001
10.	473	Ricky Pierce, 1980-82

FT Percentage

Season: .909 (82-91), Connor Frizzelle, 2011

Career: .858 (289-337), Greg Williams, 1967-69

Season

1.	.909 (82-91)	Connor Frizzelle, 2011
2.	.889 (72-81)	Greg Williams, 1967
3.	.880 (66-75)	Anthony DeCello, 1980
4.	.871 (74-85)	Perry Gaudet, 1973
5.	.866 (71-82)	Connor Frizzelle, 2009
6.	.863 (113-131)	Greg Williams, 1968
7.	.855 (53-62)	Dan McGuire, 1972
8.	.854 (70-82)	Tom Myer, 1971
9.	.851 (80-94)	Jason McKrieth, 2003

10.	.846 (88-104)	Rodney Foster, 2009
	.846 (241-285)	Morris Almond, 2007
	.846 (104-123)	Elbert Darden, 1979

Career

1.	.858 (289-337)	Greg Williams, 1967-69
2.	.826 (194-235)	Anthony DeCello, 1978-81
3.	.824 (418-507)	Morris Almond, 2004-07
4.	.817 (187-229)	Tom Myer, 1969-71
5.	.814 (206-253)	Tommy McGhee, 1993-96
6.	.803 (236-294)	Gary Reist, 1969-71
7.	.802 (332-414)	Elbert Darden, 1976-79
8.	.799 (365-457)	Jason McKrieth, 2002-05
9.	.794 (166-209)	Omar-Seli Mance, 2001-03
10.	.790 (162-205)	Mark Werhle, 1972-73
	.856 (196-229)	Connor Frizzelle, 2008-Present

Rebounds

Game: 30, Joe Durrenberger vs. Baylor (F15, 1955)

Season: 344, Gene Schwinger, 1954

Career: 1,111, Michael Harris, 2002-05

Game

1.	30	Joe Durrenberger vs. Baylor (F15, 1955)
2.	24	Michael Harris vs. Hawaii (F27, 2005)
	24	Todd Schoettelkotte vs. Southern (D20, 1994)

Season

1.	363	Michael Harris, 2005
2.	351	Arsalan Kazemi, 2011
3.	344	Gene Schwinger, 1954
4.	334	Kendall Rhine, 1964
5.	319	Kendall Rhine, 1963
6.	305	Temple Tucker, 1956
7.	302	Brent Scott, 1991
8.	295	Michael Harris, 2004
	295	Joe Durrenberger, 1956
10.	272	Arsalan Kazemi, 2010

Season Average

1.	13.9	Kendall Rhine, 1964
2.	13.8	Kendall Rhine, 1963
3.	12.7	Temple Tucker, 1956
4.	12.29	Joe Durrenberger, 1956
5.	12.28	Gene Schwinger, 1954
6.	11.9	Gene Schwinger, 1953
7.	11.71	Michael Harris, 2005
8.	11.69	Kendall Rhine, 1962
9.	11.67	Joe Durrenberger, 1955
10.	10.97	Arsalan Kazemi, 2011

Career

1.	1,111	Michael Harris, 2002-05
2.	1,049	Brent Scott, 1990-93
3.	922	Kendall Rhine, 1962-64
4.	810	Gene Schwinger, 1952-54
5.	768	Temple Tucker, 1956-58
6.	737	Kenneth Rourke, 1989-92
7.	694	Adam Peakes, 1992-95
8.	669	Joe Durrenberger, 1954-56
	669	Tom Robitaille, 1957-59
10.	623	Arsalan Kazemi, 2009-Present

Career Average

1.	13.2	Kendall Rhine, 1962-64
2.	11.1	Gene Schwinger, 1952-54
3.	10.7	Temple Tucker, 1956-58
4.	9.3	Tom Robitaille, 1957-59
5.	9.2	Michael Harris, 2002-05
	9.2	Joe Durrenberger, 1954-56
7.	9.0	Brent Scott, 1990-93
8.	8.6	Larry Phillips, 1961-64
9.	8.3	Michael Harris, 2002-05
10.	8.2	Jarvis Kelly Sanni, 1997-98
	10.0	Arsalan Kazemi, 2009-Present

Assists

Game: 12, Rashid Smith vs. Connecticut (J2, 2004)
12, Rashid Smith vs. UL-Lafayette (F21, 2004)

Season: 170, Lorenzo Williams, 2006

Career: 502, Dana Hardy, 1989-92

Game

1. 12 Rashid Smith vs. Connecticut (J2, 2004)
12 Rashid Smith vs. UL-Lafayette (F21, 2004)
3. 11 Lorenzo Williams vs. Texas Southern (D21, 2005)
11 Lorenzo Williams vs. UAB (J18, 2006)
11 Dana Hardy at Texas A&M (F27, 1991)
11 Adam Peakes at Sam Houston St. (D1, 1993)
11 Michael Walton vs. TCU (F3, 2000)
8. 10 Ivan Pettit at TCU (J2, 1986)
10 D'Wayne Tanner at SMU (F17, 1988)
10 D'Wayne Tanner vs. Nevada (D10, 1988)
10 D'Wayne Tanner at N. Illinois (D28, 1988)
10 Dana Hardy vs. Texas (M5, 1992)
10 J.J. Polk at Nevada (N26, 1994)
10 Bobby Crawford vs. TCU (J30, 1997)
10 Mike Wilks vs. SMU (J28, 1999)
10 Jason McKrieth vs. SMU (D30, 2004)

Season

1. 170 Lorenzo Williams, 2006
2. 159 Rashid Smith, 2004
3. 152 Dana Hardy, 1992
4. 146 Lorenzo Williams, 2007
5. 145 Rodney Foster, 2009
6. 135 Dana Hardy, 1991
7. 134 D'Wayne Tanner, 1990
8. 130 Scott Fisher, 1974
9. 128 D'Wayne Tanner, 1988
10. 125 J.J. Polk, 1996

Career

1. 502 Dana Hardy, 1989-92
2. 442 Lorenzo Williams, 2004-07
3. 426 D'Wayne Tanner, 1987-90
4. 353 Adam Peakes, 1992-95
353 J.J. Polk, 1995-97
6. 348 Mike Wilks, 1998-2001
7. 341 Rashid Smith, 2001-2004
8. 333 Jason McKrieth, 2002-05
9. 324 Rodney Foster, 2006-09
10. 297 Bobby Tudor, 1979-82

Steals

Game: 8, Rashid Smith at Houston (D3, 2003)

Season: 95, D'Wayne Tanner, 1990

Career: 291, D'Wayne Tanner, 1987-90

Game

1. 8 Rashid Smith at Houston (D3, 2003)
2. 7 D'Wayne Tanner vs. Trinity (J12, 1987)
7 D'Wayne Tanner vs. E. New Mexico (F1, 1989)
7 D'Wayne Tanner at Baylor (F25, 1989)
7 D'Wayne Tanner at Texas Tech (J10, 1990)
7 Adam Peakes vs. Texas (M2, 1994)
7 Arsalan Kazemi vs. UCF (M6, 2010)
8. 6 Pierre Beasley at Oklahoma (J5, 2008)
6 Rodney Foster vs. UL-Monroe (D1, 2007)
6 Jamaal Moore vs. Lamar (D7, 2002)
6 Mike Wilks vs. Nevada (J6, 2001)
6 Bobby Crawford vs. Fresno St. (J6, 1997)
6 Adam Peakes at Montana (J5, 1995)
6 D'Wayne Tanner - eight times,
(last vs. Texas Tech; F10, 1990)
6 Adam Peakes at Montana (J5, 1995)

Season

1. 95 D'Wayne Tanner, 1990
2. 94 D'Wayne Tanner, 1989
3. 66 Tony Barnett, 1985
4. 64 Rashid Smith, 2004
5. 61 D'Wayne Tanner, 1988
6. 59 Jason McKrieth, 2004
59 Mike Wilks, 2001
8. 57 Mike Wilks, 1999
9. 53 Tamir Jackson, 2010
10. 51 Adam Peakes, 1995

Career

1. 291 D'Wayne Tanner, 1987-90
2. 186 Mike Wilks, 1998-01
3. 162 Jason McKrieth, 2002-05
4. 144 Adam Peakes, 1992-95
5. 133 Rashid Smith, 2001-04
133 Bobby Tudor, 1979-82
7. 122 Tony Barnett, 1983-85
8. 118 Kenny Austin, 1980-83
9. 116 Dana Hardy, 1989-92
10. 111 Marvin Moore, 1990-93

Blocked Shots

Game: 6, Michael Harris vs. Murray State (F19, 2005)
6, Dave Louwerse vs. Texas A&M (J21, 1975)

Season: 45, Yamar Diene, 2003

Career: 94, Yamar Diene, 2001-04

Game

- 6 Michael Harris vs. Murray State (F19, 2005)
- 6 Dave Louwerse vs. Texas A&M (J21, 1975)

Season

- 45 Yamar Diene, 2003
- 40 Dave Louwerse, 1975
- 37 Michael Harris, 2005
- 37 Yamar Diene, 2004
- 36 Alex Bougaieff, 1999
- 35 Mike Harris, 2002
- 34 Shaun Igo, 1996
- 29 Jarvis Kelly Sanni, 1997
- 27 Tony Barnett, 1985
- 26 Tony Barnett, 1984
- 26 Arsalan Kazemi, 2010
- 26 Arsalan Kazemi, 2011

Career

- 131 Yamar Diene, 2001-04
- 119 Michael Harris, 2002-05
- 82 Alex Bougaieff, 1997-2000
- 79 Shaun Igo, 1994-97
- 70 Tony Barnett, 1983-85
- 65 Morris Almond, 2004-07
- 57 J.R. Harrison, 2003-06
- 55 Dave Louwerse, 1975-78
- 52 Jarvis Kelly Sanni, 1997-98
- 52 Arsalan Kazemi, 2009-Present

Games Played

Season: 33, Six Players

Career: 121, Morris Almond, 2004-07
121, Michael Harris, 2002-05

Season

- 33 Brock Gillespie, J.R. Harrison, Michael Harris, Jason McKrieth, Jamaal Moore, Rashid Smith (2004)
- 32 Morris Almond, Cory Pflieger, Patrick Britton, Rodney Foster, Paulius Packevicius (2007)
- 32 Bryan Beasley, Suleiman Braimoh, Rodney Foster, Connor Frizzelle, Lawrence Ghoram, Cory Pflieger, Trey Stanton (2009)

- 32 Connor Frizzelle, Tamir Jackson, Arsalan Kazemi, Lucas Kuipers, Cory Pflieger (2011)
- 31 Michael Harris, Brock Gillespie, J.R. Harrison, Morris Almond, Patrick Britton (2005)
- 31 Torrey Andrews, Dana Hardy, Marvin Moore, Adam Peakes, Kenneth Rourke, Brent Scott (1992)
- 31 Suleiman Braimoh, Connor Frizzelle, Lawrence Ghoram, Tamir Jackson, Lucas Kuipers (2010)
- 31 Suleiman Braimoh (2011)

Career

- 124 Suleiman Braimoh, 2008-11
- 123 Cory Pflieger, 2006-09, 2011
- 121 Morris Almond, 2004-07
- 121 Michael Harris, 2002-05
- 120 Patrick Britton, 2005-08
- 120 Brock Gillespie, 2002-05
- 120 Lawrence Ghoram, 2007-10
- 118 J.R. Harrison, 2003-06
- 118 Torrey Andrews, 1991-94
- 117 Kenneth Rourke, 1989-92
- 117 Marvin Moore, 1990-93
- 117 Brent Scott, 1990-93
- 117 Rodney Foster, 2006-2009

Minutes Played

Season: 1,114, Mike Wilks, 2001

Career: 3,997, Dana Hardy, 1989-92

Season

- 1,114 Mike Wilks, 2001
- 1,104 Ricky Pierce, 1982
- 1,085 Dana Hardy, 1991
- 1,069 Morris Almond, 2007
- 1064 Tamir Jackson, 2011
- 1,058 Robert Johnson, 1999
- 1,043 Dana Hardy, 1992
- 1,031 Jason McKrieth, 2004
- 1,031 Brent Scott, 1991
- 1,025 Marvin Moore, 1993

Career

- 3,997 Dana Hardy, 1989-92
- 3,613 Brent Scott, 1990-93
- 3,481 Mike Wilks, 1998-2001
- 3,470 Michael Harris, 2002-05
- 3,470 Bobby Tudor, 1979-82
- 3,466 Elbert Darden, 1976-79
- 3,372 Jason McKrieth, 2002-5
- 3,273 Adam Peakes, 1992-95
- 3,236 Greg Hines, 1984-87
- 3,172 D'Wayne Tanner, 1987-90

Triple Doubles

Career Triple-Double Leader

1. 1 Jason McCreith vs. SMU (D30, 2004)
15 points, 14 rebounds, 10 assists

Double-Doubles

Single-Season Double-Double Leaders

1. 22 Michael Harris, 2005
2. 18 Arsalan Kazemi, 2011
3. 17 Brent Scott, 1991
4. 13 Michael Harris, 2004
5. 12 Michael Harris, 2002
12 Jarvis Kelley Sanni, 1998
12 Adam Peakes, 1995
8. 11 Brent Scott, 1993
11 Tony Barnett, 1985
10. 10 Brent Scott, 1992
10 Brent Scott, 1990

Career Double-Double Leaders

1. 55 Michael Harris, 2001-05
2. 48 Brent Scott, 1990-93
3. 27 Arsalan Kazemi, 2009-Present
4. 20 Adam Peakes, 1992-95
5. 19 Ricky Pierce, 1980-82
6. 16 Jarvis Kelley Sanni, 1997-98

7. 15 Alex Bougaieff, 1997-2000
8. 14 Shaun Igo, 1994-97
14 Tony Barnett, 1983-85
10. 13 Kenny Austin, 1980-82

Career 40/10 Leaders

1. 1 Morris Almond, 2004-07
1 Ricky Pierce, 1980-82
(40+ points & 10+ rebounds)

Career 30/10 Leaders

1. 4 Morris Almond, 2004-07
4 Michael Harris, 2002-05
3. 3 Ricky Pierce, 1980-82
4. 2 Shaun Igo, 1994-97
2 Torrey Andrews, 1991-94
6. 1 Tommy McGhee, 1993-96
1 Brent Scott, 1990-93
1 Tony Barnett, 1983-85

Career 20/10 Leaders

1. 22 Brent Scott, 1990-93
2. 21 Michael Harris, 2001-05
3. 10 Jarvis Kelley Sanni, 1997-98
4. 9 Ricky Pierce, 1980-82
6. 7 Adam Peakes, 1992-95
7. 6 Arsalan Kazemi, 2009-Present

8. 3 Morris Almond, 2004-07
3 Shaun Igo, 1994-97

10. 2 Torrey Andrews, 1991-94
2 Kenneth Rourke, 1989-92
2 Terrence Cashaw, 1983-86
2 Kenny Austin, 1980-82

Season Double-Double Averages (Overall)

Gene Schwinger (1952-53)	20.1 ppg	11.9 rpg
Gene Schwinger (1953-54)	21.6 ppg	12.3 rpg
Joe Durrenberger (1954-55)	13.6 ppg	11.7 rpg
Temple Tucker (1955-56)	22.1 ppg	12.7 rpg
Temple Tucker (1956-57)	15.1 ppg	10.5 rpg
Tom Robitaille (1958-59)	18.7 ppg	10.2 rpg
Kendal Rhine (1961-62)	13.7 ppg	11.7 rpg
Kendall Rhine (1962-63)	23.3 ppg	13.8 rpg
Kendall Rhine (1963-64)	24.3 ppg	13.9 rpg
Brent Scott (1990-91)	16.9 ppg	10.1 rpg
Michael Harris (2004-05)	20.6 ppg	11.7 rpg
Arsalan Kazemi (2010-11)	15.2 ppg	11.0 rpg

Career Double-Double Averages (Overall)

Temple Tucker (1956-58)	16.9 ppg	10.7 rpg
Gene Schwinger (1952-54)	18.2 ppg	11.1 rpg
Kendall Rhine (1962-64)	20.5 ppg	13.2 rpg

Class Records

Freshmen

FGs	170	Brent Scott, 1990
FG Attempts	345	David Willie, 1988
FG%	.591	Torrey Andrews, 1991
3PT FGM	80	David Willie, 1988
3PT FGA	207	David Willie, 1988
3PT%	.430	Marvin Moore, 1990
FTM	100	Arsalan Kazemi, 2010

FTA	166	Brent Scott, 1990
FT%	.866	Connor Frizzelle, 2009
Points	427	Brent Scott, 1990
Rebounds	272	Arsalan Kazemi, 2010
Assists	114	James Simmons, 1975
Blocks	40	Dave Louwerse, 1975
Steals	53	Tamir Jackson, 2010
Minutes	982	Elbert Darden, 1976

Sophomores

FGs	202	Temple Tucker, 1956
	202	Ricky Pierce, 1980
FG Attempts	421	Ricky Pierce, 1980
FG%	.623	Michael Harris, 2003
3PT FGM	55	Dana Hardy, 1990
3PT FGA	155	Dana Hardy, 1990
3PT%	.517	Greg Price, 1990

FTM	195	Arsalan Kazemi, 2011
FTA	271	Arsalan Kazemi, 2011
FT%	.889	Greg Williams, 1967
Points	531	Temple Tucker, 1956
Rebounds	351	Arsalan Kazemi, 2011
Assists	128	D'Wayne Tanner, 1988
Blocks	26	Arsalan Kazemi, 2011
Steals	61	D'Wayne Tanner, 1988
Minutes	1,064	Tamir Jackson, 2011

Juniors

FGs	230	Ricky Pierce, 1981
FG Attempts	468	Kendall Rhine, 1963
FG%	.608	Doug McKendrick, 1965
3PT FGM	65	Shawn Tyndell, 2001
3PT FGA	187	Brock Gillespie, 2004
	187	Rodney Foster, 2008
3PT%	.453	Tommy McGhee, 1995
FTM	150	Charles Daniels, 1975
FTA	207	Temple Tucker, 1957
FT%	.901	Connor Frizzelle, 2011
Points	612	Morris Almond, 2006
Rebounds	319	Kendall Rhine, 1963
Assists	170	Lorenzo Williams, 2006
Blocks	45	Yamar Diene, 2003
Steals	94	D'Wayne Tanner, 1989
Minutes	1,085	Dana Hardy, 1991

Seniors

FGs	314	Ricky Pierce, 1982
FG Attempts	614	Ricky Pierce, 1982
FG%	.634	Doug McKendrick, 1966
3PT FGM	83	Robert Johnson, 1999
3PT FGA	230	Robert Johnson, 1999
3PT%	.456	Morris Almond, 2007
FTM	241	Morris Almond, 2007
FTA	285	Morris Almond, 2007
FT%	.871	Perry Gaudet, 1973
Points	844	Morris Almond, 2007
Rebounds	363	Michael Harris, 2005
Assists	159	Rashid Smith, 2004
Blocks	37	Michael Harris, 2005
	37	Yamar Diene, 2004
Steals	95	D'Wayne Tanner, 1990
Minutes	1,114	Mike Wilks, 2001

Opponent Records

Individual Records

Points

45, Jermaine Taylor, UCF (F25, 2009)
43, Shane Lungwitz, Dallas (D30, 2004)
43, Kurt Thomas, TCU (J22, 1995)

Field Goals Made

16, Shane Lungwitz, Dallas (D30, 2004)
--

Field Goal Attempts

29, Shane Lungwitz, Dallas (D30, 2004)
29, Jermaine Taylor, UCF (F25, 2009)
26, Rob Feaster, Holy Cross (D28, 1994)
25, Marquise Gainous, TCU (M3, 2000)

3-Point Field Goals Made

8, B.J. Tyler, Texas (M5, 1992)
8, Demetrius Porter, Fresno State (J27, 2000)
8, Julius Barnes, Stanford (N24, 2002)
8, Diego Kapelan, McNeese State (D29, 2009)
8, Luis Gomez, Texas A&M International (F8, 2010)
8, Jamarr Sanders, UAB (F12, 2011)

3-Point Field Goal Attempts

14, Abe Jackson, Boise State (J10, 2002)
14, Robert McKiver, Houston (J17, 2007)

14, Luis Gomez, Texas A&M International (F8, 2010)
14, Jamarr Sanders, UAB (F12, 2011)
13, Jermaine Taylor, UCF (F25, 2009)

Free Throws

17, George Walker, Houston (J20, 1978)
16, Quinton Ross, SMU (F22, 2003)

Free Throw Attempts

20, George Walker, Houston (J20, 1978)

Rebounds

18, Jay Brown, Lamar (N 25, 2008)
17, Damion James, Texas (D8, 2007)
17, Paul Millsap, La. Tech (J5, 2004)
17, Brian Stewart, Texas-El Paso (F1, 2001)
17, Jason Sasser, Texas Tech (F26, 1994)
17, Rynn Wright, Houston (F21, 1978)
17, Hassan Whiteside, Marshall (F24, 2010)

Assists

17, Avery Johnson, Southern (D8, 1987)

Steals

8, Eric Coley, Tulsa (F14, 2000)
6, Robert McKiver, Houston (J23, 2008)
6, Austin Johnson, Oklahoma (J5, 2008)
6, William Pippen, Middle Tenn. St. (D4, 2001)

6, Tim Simon, Stephen F. Austin (N27, 2001)
6, Shawn Marion, UNLV (F13, 1999)
6, Bobby Sellers, Colorado State (D18, 1993)
6, Devin Gibson, UTSA (D4, 2008)
6, Paul Delaney III, UAB (J24, 2009)

Blocks

11, Derrick Davenport, TCU (M3, 2000)
7, Kevin Johnson, Tulsa (J28, 2002)
7, Joey Dorsey, at Memphis (F22, 2007)
6, Rolando Ferriera, Houston (M5, 1988)
6, Derrick Davenport, TCU (F3, 2000)
6, Melvin Ely, Fresno State (F2, 2002)
6, Maurice McNeil, Houston (J6, 2010)

Team Records

Points

127, North Carolina (D2, 1971)
119, Baylor (J30, 1970)
116, Houston (M5, 1973)
116, Texas (F11, 1988)
113, Arkansas (M4, 1972)

Fewest Points

30, Tulane (D2, 1982)

Most Points in a Half

62, Southern (D8, 1987)

Fewest Points in a Half

8, Rockhurst (D20, 1999)

Most Field Goals Made

43, at UT-El Paso (F5, 2004)
40, Texas A&M (J27, 1979)
40, Southern Methodist (F25, 1987)

Most Field Goals Attempted

92, Alcorn State (N30, 1988)

Most 3-Point Field Goals Made

15, Duquesne (D4, 1990)
14, at Texas State (D5, 2007)
14, Harvard (D17, 2008)
14, East Carolina (F26, 2011)

Most 3-Point Field Goal Attempts

38, vs. Houston (J11, 2006)
34, at Marshall (F8, 2006)
32, Southern (D8, 1988)
32, Arkansas (J2, 1991)
32, Texas A&I (J3, 1992)
32, Fresno State (F12, 1998)
32, at Houston (M3, 2010)
32, St. Thomas (N12, 2010)

Most Free Throws Made

38, Texas (F7, 1978)

Most Free Throw Attempts

46, Texas (N29, 2009)
44, Texas (F7, 1996)
44, Nevada (M5, 2003)
43, Colorado (N22, 2001)

Most Assists

27, at UTEP (F5, 2004)
27, at Texas State (D5, 2007)
26, at UTEP (F5, 2005)
24, Fresno State (J3, 2002)
24, at Murray State (D30, 2005)
24, at Marquette (N18, 2005)

Most Steals

17, Houston (J23, 2008)
17, Memphis (J16, 2008)
17, Texas (D5, 2005)
17, at Louisiana-Lafayette (N27, 2005)
16, Prairie View A&M (D20, 2006)

Most Blocks

13, UT-San Antonio (D5, 1986)

SCORING

Season	Player.....	POINTS	PPG	Season	Player.....	POINTS	PPG	Season	Player.....	POINTS	PPG
1938-39	Frank Carswell.....	241	11.5	1964-65	Doug McKendrick.....	458	19.1	1989-90	Brent Scott.....	427	15.3
1939-40	Bob Kinney.....	338	12.5	1965-66	Doug McKendrick.....	458	19.9	1990-91	Brent Scott.....	506	16.9
1940-41	Bob Kinney.....	352	14.7	1966-67	Bill Doty.....	441	18.4	1991-92	Brent Scott.....	490	15.8
1941-42	Bob Kinney.....	369	13.7	1967-68	Greg Williams.....	395	16.5	1992-93	Marvin Moore.....	488	17.4
1942-43	Bill Tom Closs.....	426	17.0		Larry Miller.....	395	16.5	1993-94	Torrey Andrews.....	632	21.8
1943-44	Bill Henry.....	369	17.6	1968-69	Greg Williams.....	508	21.2	1996-97	Shaun Igo.....	439	16.9
1944-45	Bill Henry.....	435	20.7	1969-70	Gary Reist.....	497	19.9	1994-95	Adam Peakes.....	407	15.1
1945-46	Bill Tom.....	252	12.6	1970-71	Gary Reist.....	506	19.5	1995-96	Tommy McGhee.....	575	20.5
1946-47	Bill Tom.....	286	13.6	1971-72	Mark Wehrle.....	248	10.3	1997-98	Jarvis Kelley Sanni.....	415	14.8
1947-48	Bill Tom.....	277	11.5	1972-73	Perry Gaudet.....	316	12.1	1998-99	Robert Johnson.....	617	22.0
1948-49	Bill Tom.....	406	16.9	1973-74	Scott Fisher.....	388	13.9	1999-00	Mike Wilks.....	331	15.8
1949-50	Joe McDermott.....	350	15.2	1974-75	Charles Daniels.....	438	16.8	2000-01	Mike Wilks.....	604	20.1
1950-51	Joe McDermott.....	338	14.7	1975-76	Elbert Darden.....	412	15.3	2001-02	Michael Harris.....	370	12.8
1951-52	Gene Schwinger.....	301	12.5	1976-77	Elbert Darden.....	480	17.8	2002-03	Michael Harris.....	427	15.3
1952-53	Gene Schwinger.....	423	20.1	1977-78	Elbert Darden.....	337	13.5	2003-04	Michael Harris.....	578	17.5
1953-54	Gene Schwinger.....	604	21.6	1978-79	Elbert Darden.....	498	19.9	2004-05	Michael Harris.....	639	20.6
1954-55	Terry Telligman.....	379	16.5	1979-80	Ricky Pierce.....	498	19.2	2005-06	Morris Almond.....	612	21.9
1955-56	Temple Tucker.....	531	22.1	1980-81	Ricky Pierce.....	544	20.9	2006-07	Morris Almond.....	844	26.4
1956-57	Temple Tucker.....	364	15.1	1981-82	Ricky Pierce.....	805	26.8	2007-08	Patrick Britton.....	327	11.3
1957-58	Tom Robitaille.....	358	14.9	1982-83	Renaldo O'Neal.....	287	10.3	2008-09	Rodney Foster.....	384	12.0
1958-59	Tom Robitaille.....	449	18.7	1983-84	Tony Barnett.....	319	10.6	2009-10	Tamir Jackson.....	334	10.8
1959-60	David Craig.....	412	17.4	1984-85	Tony Barnett.....	431	16.0	2010-11	Arsalan Kazemi.....	487	15.2
1960-61	Ollie Shipley.....	316	13.8	1985-86	Greg Hines.....	450	16.7				
1961-62	Kendall Rhine.....	315	13.7	1986-87	Greg Hines.....	492	18.2				
1962-63	Kendall Rhine.....	537	23.3	1987-88	David Willie.....	416	15.4				
1963-64	Kendall Rhine.....	584	24.3	1988-89	Andy Gilchrist.....	349	12.9				

FG PERCENTAGE

Season	Player.....	FG-FGA	PCT	Season	Player.....	FG-FGA	PCT	Season	Player.....	FG-FGA	PCT
1950-51	Jim Gerhardt	105-259	.401	1976-77	Frank Jackson.....	70-139	.504	2002-03	Michael Harris	172-276	.623
1951-52	Gene Schwinger.....	117-262	.447	1977-78	Frank Jackson.....	109-175	.623	2003-04	Michael Harris	217-360	.603
1952-53	Billy Wohn.....	35-67	.522	1978-79	Elbert Darden.....	197-380	.518	2004-05	Michael Harris	240-395	.608
1953-54	Joe Durrenburger.....	67-140	.478	1979-80	Ricky Pierce	202-421	.480	2005-06	Morris Almond.....	224-448	.500
1954-55	Terry Telligman	140-332	.422	1980-81	Ricky Pierce	230-444	.518	2006-07	Greg Killings.....	56-108	.519
1955-56	Temple Tucker.....	202-418	.483	1981-82	Kenny Austin	115-216	.532	2007-08	Paulius Packevicius	75-169	.444
1956-57	Tom Robitaille	126-264	.477	1982-83	Kenny Austin	54-89	.607	2008-09	Suleiman Braimoh.....	59-110	.536
1957-58	Tom Robitaille	152-345	.441	1983-84	Mike Cunningham.....	113-221	.511	2009-10	Arsalan Kazemi	105-198	.530
1958-59	Gary Griffin.....	42-87	.483	1984-85	Terrence Cashaw.....	105-197	.533	2010-11	Arsalan Kazemi	146-278	.525
1959-60	Steve Smith.....	46-97	.474	1985-86	Mike Cooper	46-86	.535				
1960-61	Ollie Shipley.....	122-244	.500	1986-87	Andy Gilchrist.....	111-232	.479				
1961-62	Larry Phillips	111-225	.493	1987-88	Andy Gilchrist.....	110-229	.480				
1962-63	Kendall Rhine	227-468	.482	1988-89	Andy Gilchrist.....	143-241	.593				
1963-64	Kendall Rhine.....	243-477	.509	1989-90	Brent Scott.....	170-339	.502				
1964-65	Doug McKendrick	152-250	.608	1990-91	Torrey Andrews	75-127	.591				
1965-66	Doug McKendrick	168-265	.634	1991-92	Torrey Andrews	128-224	.571				
1966-67	Bill Doty	177-332	.533	1992-93	Brent Scott.....	184-310	.594				
1967-68	Farrar Stockton	81-140	.579	1993-94	Torrey Andrews	241-441	.546				
1968-69	Tom Myer	147-267	.551	1994-95	Kevin Nanney.....	86-153	.562				
1969-70	Ted Melady.....	87-177	.492	1995-96	Shaun Igo.....	145-285	.509				
1970-71	Steve Emshoff.....	52-88	.591	1996-97	Shaun Igo.....	180-356	.506				
1971-72	Steve Emshoff.....	89-155	.574	1997-98	Jarvis Kelley Sanni	172-346	.497				
1972-73	Steve Emshoff.....	111-204	.544	1998-99	Erik Cooper.....	62-114	.544				
1973-74	Danny Carroll	120-247	.486	1999-00	Alex Bougaieff.....	111-253	.439				
1974-75	Tim Moriarty.....	167-313	.534	2000-01	T.J. McKenzie.....	43-83	.518				
1975-76	Elbert Darden.....	176-382	.461	2001-02	Michael Harris	154-269	.572				

FT PERCENTAGE

Season	Player.....	FT-FTA	PCT	Season	Player.....	FT-FTA	PCT	Season	Player.....	FT-FTA	PCT
1947-48	Hiram Walker.....	65-92	.707	1973-74	Scott Fisher.....	108-130	.831	1999-00	Mike Wilks.....	71-97	.732
1948-49	David Cook.....	50-70	.714	1974-75	Tim Moriarty.....	93-113	.823	2000-01	Mike Wilks.....	168-215	.781
1949-50	Joe McDermott.....	84-110	.764	1975-76	Frank Jackson.....	89-116	.767	2001-02	Shawn Tyndell.....	48-59	.814
1950-51	Joe McDermott.....	84-114	.737	1976-77	Elbert Darden.....	108-132	.818	2002-03	Jason McKrieth.....	80-94	.851
1951-52	Leonard Childs.....	69-98	.704	1977-78	Elbert Darden.....	60-74	.811	2003-04	Jason McKrieth.....	137-163	.840
1952-53	Don Lance.....	95-121	.785	1978-79	Elbert Darden.....	104-123	.846	2004-05	Michael Harris.....	152-190	.800
1953-54	Don Lance.....	138-187	.738	1979-80	Anthony DeCello.....	66-75	.880	2005-06	Morris Almond.....	116-146	.795
1954-55	Bobby Brashear.....	49-63	.778	1980-81	Bobby Tudor.....	38-46	.826	2006-07	Morris Almond.....	241-285	.846
1955-56	Records Not Available			1981-82	Ricky Pierce.....	177-223	.794	2007-08	Rodney Foster.....	54-71	.761
1956-57	Gerry Thomas.....	110-160	.687	1982-83	Tracy Steele.....	35-45	.778	2008-09	Connor Frizzelle.....	71-82	.866
1957-58	Gerry Thomas.....	74-105	.705	1983-84	Tyrone Washington.....	49-64	.778	2009-10	Trey Stanton.....	48-63	.762
1958-59	David Craig.....	55-75	.733	1984-85	Tracy Steele.....	35-45	.778	2010-11	Connor Frizzelle.....	82-91	.901
1959-60	James Davis.....	30-41	.756	1985-86	Jeff Crawford.....	29-38	.763				
1960-61	Ollie Shipley.....	72-94	.766	1986-87	Andy Gilchrist.....	50-71	.704				
1961-62	Herb Steinkamp.....	67-87	.770	1987-88	Richard Holmes.....	36-48	.750				
1962-63	Herb Steinkamp.....	59-75	.792	1988-89	Dana Hardy.....	60-75	.800				
1963-64	Herb Steinkamp.....	95-120	.792	1989-90	Dana Hardy.....	46-61	.754				
1964-65	Larry Tiner.....	66-82	.805	1990-91	Torrey Andrews.....	50-61	.820				
1965-66	Doug McKendrick.....	122-169	.722	1991-92	Marvin Moore.....	86-106	.811				
1966-67	Greg Williams.....	72-81	.889	1992-93	Adam Peakes.....	79-95	.832				
1967-68	Greg Williams.....	113-131	.863	1993-94	Torrey Andrews.....	147-184	.799				
1968-69	Greg Williams.....	104-125	.832	1994-95	Tommy McGhee.....	64-76	.842				
1971-72	Dan McGuire.....	53-62	.855	1995-96	Tommy McGhee.....	105-128	.820				
1969-70	Gary Reist.....	95-113	.841	1996-97	Bobby Crawford.....	38-47	.809				
1970-71	Tom Myer.....	70-82	.854	1997-98	Robert Johnson.....	62-86	.747				
1972-73	Perry Gaudet.....	74-85	.871	1998-99	Erik Cooper.....	39-53	.736				

REBOUNDING

Season	Player.....	REB	RPG	Season	Player.....	REB	RPG	Season	Player.....	REB	RPG
1951-52	Gene Schwinger.....	216	9.0	1976-77	Tim Vala	192	7.1	2001-02	Michael Harris	248	8.6
1952-53	Gene Schwinger.....	250	11.9	1977-78	Frank Jackson.....	218	8.4	2002-03	Michael Harris	205	7.3
1953-54	Gene Schwinger.....	344	12.3	1978-79	Elbert Darden.....	144	5.8	2003-04	Michael Harris	295	8.9
1954-55	Joe Durrenberger	245	11.7	1979-80	Ricky Pierce	214	8.2	2004-05	Michael Harris	363	11.7
1955-56	Temple Tucker.....	305	12.7	1980-81	Ricky Pierce	181	7.0	2005-06	Morris Almond.....	163	5.8
1956-57	Temple Tucker	252	10.5	1981-82	Ricky Pierce	226	7.6	2006-07	Morris Almond.....	210	6.6
1957-58	Tom Robitaille.....	216	9.0	1982-83	Tony Barnett	144	5.5	2007-08	Paulius Packevicius	177	9.8
1958-59	Tom Robitaille.....	245	10.2	1983-84	Tony Barnett	207	6.9	2008-09	Trey Stanton.....	161	5.0
1959-60	Mike Maroney.....	191	8.0	1984-85	Tony Barnett	236	8.7	2009-10	Arsalan Kazemi	272	9.1
1960-61	Mike Maroney.....	206	9.0	1985-86	Terrence Cashaw.....	173	6.4	2010-11	Arsalan Kazemi	351	11.0
1961-62	Kendall Rhine.....	269	11.7	1986-87	Andy Gilchrist.....	189	7.0				
1962-63	Kendall Rhine.....	319	13.8	1987-88	Ronald Robertson	160	5.9				
1963-64	Kendall Rhine.....	334	13.9	1988-89	Kenneth Rourke	202	7.2				
1964-65	Doug McKendrick	144	6.0	1989-90	Kenneth Rourke	229	8.2				
1965-66	Doug McKendrick	156	6.8		Brent Scott.....	229	8.2				
	Bill Doty	156	6.8	1990-91	Brent Scott.....	302	10.1				
1966-67	Bill Doty	215	8.9	1991-92	Brent Scott.....	257	8.3				
1967-68	Larry Miller	103	4.3	1992-93	Brent Scott	261	9.3				
1968-69	Steve Wendel.....	137	6.0	1993-94	Adam Peakes.....	195	7.0				
1969-70	Ted Melady.....	169	6.8	1994-95	Adam Peakes.....	237	8.8				
1970-71	Mark Wehrle.....	170	7.1	1995-96	Shaun Igo.....	210	8.8				
1971-72	Steve Emshoff	147	5.9	1996-97	Shaun Igo.....	204	7.8				
1972-73	Mark Wehrle.....	143	6.0	1997-98	Jarvis Kelly Sanni.....	262	9.4				
1973-74	Danny Carroll	228	8.1	1998-99	Alex Bougaieff.....	204	7.6				
1974-75	Danny Carroll	255	9.8	1999-00	Alex Bougaieff	186	7.8				
1975-76	Frank Jackson.....	218	8.4	2000-01	Erik Cooper.....	179	6.0				

ASSISTS/STEALS

Season	Player.....	ASSISTS	APG	Season	Player.....	ASSISTS	APG	Season	Player.....	STEALS	SPG	Season	Player.....	STEALS	SPG
1973-74	Scott Fisher.....	130	4.6	1999-00	Mike Wilks.....	70	3.3	1985-86	Terrence Cashaw.....	30	1.1	2008-09	Rodney Foster.....	35	1.1
1974-75	James Simmons.....	114	4.4	2000-01	Mike Wilks.....	90	3.0		Mike Cooper.....	30	1.1	2009-10	Tamir Jackson.....	53	1.7
1975-76	Elbert Darden.....	73	2.7	2001-02	Omar-Seli Mance.....	57	2.0	1986-87	D'Wayne Tanner.....	41	1.6	2010-11	Connor Frizzelle.....	45	1.4
1976-77	Elbert Darden.....	74	2.7	2002-03	Rashid Smith.....	118	4.4	1987-88	D'Wayne Tanner.....	61	2.3				
1977-78	Anthony DeCello.....	70	2.7	2003-04	Rashid Smith.....	159	4.8	1988-89	D'Wayne Tanner.....	94	3.4				
1978-79	Bobby Tudor.....	110	4.1	2004-05	Jason McKrieth.....	108	3.5	1989-90	D'Wayne Tanner.....	95	3.4				
1979-80	Anthony DeCello.....	117	4.5	2005-06	Lorenzo Williams.....	170	6.1	1990-91	Marvin Moore.....	36	1.2				
1980-81	Kenny Austin.....	48	1.8	2006-07	Lorenzo Williams.....	146	4.5	1991-92	Brent Scott.....	45	1.5				
1981-82	Bobby Tudor.....	71	2.4	2007-08	Rodney Foster.....	79	3.2	1992-93	Marvin Moore.....	25	0.9				
1982-83	Tracy Steele.....	51	1.5	2008-09	Rodney Foster.....	145	4.5		Adam Peakes.....	25	1.0				
1985-86	Mike Cooper.....	71	2.5	2009-10	Tamir Jackson.....	94	3.0	1993-94	Adam Peakes.....	43	1.5				
1983-84	Tracy Steele.....	60	2.0	2010-11	Tamir Jackson.....	115	3.6	1994-95	Adam Peakes.....	51	1.9				
1984-85	Tracy Steele.....	101	3.7					1995-96	J.J. Polk.....	35	1.3				
1986-87	D'Wayne Tanner.....	49	1.9					1996-97	Bobby Crawford.....	42	2.1				
1987-88	D'Wayne Tanner.....	128	4.7	Season	Player.....	STEALS	SPG	1997-98	Bobby Crawford.....	30	1.2				
1988-89	D'Wayne Tanner.....	115	4.1	1973-74	Scott Fisher.....	130	4.6		Mike Wilks.....	30	1.1				
1989-90	D'Wayne Tanner.....	134	4.8	1974-75	James Simmons.....	33	1.3	1998-99	Mike Wilks.....	57	2.0				
1990-91	Dana Hardy.....	135	4.5	1975-76	Elbert Darden.....	49	1.8	1999-00	Mike Wilks.....	40	1.9				
1991-92	Dana Hardy.....	152	4.9	1976-77	Records Not Available			2000-01	Mike Wilks.....	59	2.0				
1992-93	David Holmes.....	87	3.1	1977-78	James Simmons.....	34	1.3	2001-02	Omar-Seli Mance.....	31	1.1				
	Adam Peakes.....	82	3.2	1978-79	Elbert Darden.....	42	1.7	2002-03	Omar-Seli Mance.....	41	1.5				
1993-94	Adam Peakes.....	16	4.1	1979-80	Bobby Tudor.....	37	1.4	2003-04	Rashid Smith.....	64	1.9				
1994-95	J.J. Polk.....	120	4.3	1980-81	Kenny Austin.....	38	1.4	2004-05	Jason McKrieth.....	48	1.5				
1995-96	J.J. Polk.....	25	4.5	1981-82	Bobby Tudor.....	38	1.3	2005-06	Almond, Williams.....	39	1.4				
1996-97	J.J. Polk.....	108	4.0	1982-83	Renaldo O'Neal.....	30	1.1	2006-07	Chris Hagan.....	40	1.3				
1997-98	Bobby Crawford.....	102	3.9	1983-84	Tony Barnett.....	38	1.3	2007-08	Rodney Foster.....	38	1.5				
1998-99	Mike Wilks.....	116	4.1	1984-85	Tony Barnett.....	66	2.4								

BLOCKS/3FG PCT

Season	Player.....	BLOCKS	BPG
1974-75	Dave Louwerse.....	40	1.5
1975-76	Elbert Darden.....	21	0.8
1976-77	Records Not Available		
1977-78	Elbert Darden.....	11	0.4
1978-79	Bobby Tudor.....	13	0.5
1979-80	Kenny Austin.....	12	0.5
1980-81	Kenny Austin.....	15	0.6
1981-82	Kenny Austin.....	13	0.4
1982-83	Tony Barnett.....	17	0.7
1983-84	Tony Barnett.....	26	0.9
1984-85	Tony Barnett.....	27	1.0
1985-86	Greg Hines.....	12	0.4
1986-87	Ronald Robertson.....	14	0.5
1987-88	David Willie.....	9	0.3
1988-89	David Willie.....	10	0.4
1989-90	Kenneth Rourke.....	8	0.3
1990-91	Torrey Andrews.....	6	0.2
1991-92	Kenneth Rourke.....	6	0.2
	Brent Scott.....	6	0.2
1992-93	Brent Scott.....	14	0.5
1993-94	Shaun Igo.....	19	0.7
1994-95	Adam Peakes.....	10	0.4
	Shaun Igo.....	8	0.5
1995-96	Shaun Igo.....	34	1.4
1996-97	Jarvis Kelly Sanni.....	29	1.1
1997-98	Jarvis Kelly Sanni.....	23	0.8
1998-99	Alex Bougaieff.....	36	1.3

Season	Player.....	BLOCKS	BPG
1999-00	Alex Bougaieff.....	23	1.0
2000-01	Yamar Diene.....	24	0.8
2001-02	Michael Harris.....	35	1.2
2002-03	Yamar Diene.....	45	1.6
2003-04	Yamar Diene.....	37	1.3
2004-05	Michael Harris.....	37	1.2
2005-06	Patrick Britton.....	25	0.9
2006-07	Morris Almond.....	24	0.8
2007-08	Paulius Packevicius.....	24	1.3
	Patrick Britton.....	24	0.8
2008-09	Trey Stanton.....	22	0.7
2009-10	Arsalan Kazemi.....	26	0.8
2010-11	Arsalan Kazemi.....	26	0.8

Season	Player.....	3FG-3FGA	PCT
1986-87	Mike Girardi.....	24-60	.387
1987-88	David Willie.....	80-207	.387
1988-89	Dana Hardy.....	47-112	.420
1989-90	Dana Hardy.....	55-155	.355
1990-91	Dana Hardy.....	51-118	.432
1991-92	Marvin Moore.....	43-100	.430
1992-93	Marvin Moore.....	57-163	.350
1993-94	Adam Peakes.....	63-144	.438
1994-95	Tommy McGhee.....	48-106	.453
1995-96	Tommy McGhee.....	76-169	.450
1996-97	Bobby Crawford.....	42-116	.362

Season	Player.....	3FG-3FGA	Pct.
1997-98	Bobby Crawford.....	61-159	.384
1998-99	Robert Johnson.....	83-220	.361
1999-00	Jay Christian.....	29-83	.349
2000-01	Mike Wilks.....	56-145	.386
2001-02	Omar-Seli Mance.....	55-132	.417
2002-03	Omar-Seli Mance.....	82-196	.418
2003-04	Jason McKrieth.....	28-84	.333
2004-05	Jason McKrieth.....	30-79	.380
2005-06	Morris Almond.....	48-108	.444
2006-07	Morris Almond.....	77-169	.456
2007-08	Rodney Foster.....	47-187	.251
2008-09	Rodney Foster.....	70-159	.440
2009-10	Connor Frizzelle.....	51-145	.352
2010-11	Cory Pflieger.....	40-109	.367

Points

Game: 118 vs. Paul Quinn (N11, 2007)

Season: 2,446 in 2004

Season Average: 83.4 in 1971

Game

- 118 vs. Paul Quinn (N11, 2007)
- 113 vs. Grambling State (D6, 2004)
- 111 vs. Tulsa (F14, 2004; 2OT)
- 110 vs. Texas A&M (D28, 1955)
- 108 vs. Corpus Christi (J9, 1971)
- 107 vs. Alcorn State (N30, 1988)
- 106 vs. Saint Edward's (D18, 2002)
- 104 vs. Trinity (J26, 1963)
104 vs. TCU (F29, 1964)
- 103 vs. Arkansas (M4, 1972)
103 vs. Texas (M5, 1992)

Season

- 2,446 in 2004
- 2,372 in 1992
- 2,301 in 2005
- 2,235 in 1991
- 2,222 in 2007
- 2,174 in 1994
- 2,170 in 1971
2,170 in 1993

9. 2,159 in 2003

10. 2,148 in 2011

Season Average

- 83.4 in 1971
- 80.3 in 1964
- 80.2 in 1966
- 78.9 in 1956
- 77.5 in 1993
- 76.6 in 1969
- 76.5 in 1992
- 76.2 in 1970
- 76.1 in 1974
- 75.7 in 1972

Field Goals

Game: 45 vs. Texas (F4, 1958)

Season: 862 in 1971

Game

- 45 vs. Texas (F4, 1958)
- 43 vs. Paul Quinn College (N11, 2006)
- 42 vs. Dallas (D30, 2003)
- 40 at Houston (F17, 1985)
40 vs. Saint Edward's (D18, 2002)
- 39 vs. Alcorn State (N30, 1988)
39 at TCU (J19, 1994)

Season

- 867 in 2004
- 862 in 1971
- 859 in 1991
- 854 in 1992
- 849 in 2005
- 817 in 1994
- 803 in 1990
- 802 in 1974
- 800 in 1982
- 777 in 1976

FG Attempts

Game: 98 vs. Texas A&M (F24, 1990)

Season: 1,920 in 1974

Game

- 98 vs. Texas A&M (F24, 1990)
- 89 vs. Houston (F7, 1976)
- 86 at Arkansas (M3, 1990)
- 83 vs. Trinity (J12, 1987)
83 at TCU (J19, 1994)

Season

- 1,920 in 1974
- 1,873 in 1976
- 1,858 in 1990
- 1,828 in 2004
- 1,790 in 1992
- 1,789 in 1977
- 1,783 in 1991
- 1,774 in 1994
- 1,765 in 1971
- 1,764 in 2005

FG Percentage

Game: .717 vs. Paul Quinn College (N14, 2006)

Season: .492 in 1967

Game

- .717 vs. Paul Quinn College (N14, 2006)
- .677 vs. Dallas (D30, 2003)
- .667 vs. Mary-Hardin Baylor (D19, 1985)
- .659 at Fairfield (D30, 1991)
- .646 vs. Pacific (N22, 1991)
- .638 at Sam Houston State (D1, 1993)
- .636 vs. Austin College (D12, 1983)
- .629 vs. Alcorn State (N30, 1988)

Season

1. .492 in 1967
2. .488 in 1971
3. .485 in 1982
4. .482 in 1991
5. .481 in 2005
- .481 in 1969

3-Point FG Made**Game:** 16 vs. Southern Miss (F 11, 2009)**Season:** 218 in 2009**Game**

1. 16 vs. Southern Miss (F 11, 2009)
2. 14 vs. Paul Quinn College (N14, 2006)
- 14 at UNLV (J14, 1999)
4. 13 vs. Hawaii (J22, 1998)
- 13 vs. Texas State (D 6, 2008)
6. 12 at La. Tech (J5, 2004)
- 12 vs. Lamar (N20, 2001)
- 12 vs. Missouri-Kansas City (F3, 1990)
- 12 at Houston (J4, 1989)
- 12 at East Carolina (F 14, 2009)
- 12 at UCF (F 25, 2009)

Season

1. 218 in 2009
2. 212 in 1999
3. 203 in 2007
4. 184 in 1988
5. 182 in 2003
6. 179 in 1989
7. 171 in 2004
8. 168 in 1992
- 168 in 2011
10. 164 in 2010

3-Point FG Pct.**Game:** .818 (9 of 11) vs. Texas (J6, 1996)

.818 (9 of 11) vs. Tulsa (J11, 1998)

Season: .389 (203-522), 2007**Game**

1. .818 (9-11) at Texas (J6, 1996)
- .818 (9-11) vs. Tulsa (J11, 1998)
3. .800 (8-10) at Southern Miss (J25, 2006)
4. .769 (10-13) vs. Baylor (J30, 1991)
5. .750 (6-8) at Texas (F4, 1992)
6. .714 (10-14) vs. Texas A&M (J26, 1991)
- .714 (10-14) at Navy (D23, 2002)

8. .700 (7-10) vs. San Jose State (J31, 2004)
- .700 (7-10) vs. Idaho St. (D29, 1995)
9. .692 (9-13) vs. Grambling State (D6, 2004)
- .692 (9-13) at TCU (J19, 1994)
- .692 (9-13) vs. Stephen F. Austin St. (D1, 1998)

Season

1. .389 (203-522), 2007
2. .386 (182-471), 2003
3. .382 (218-570), 2009
3. .381 (130-341), 1996
4. .381 (168-441), 1992
5. .374 (147-393), 1991
6. .369 (100-271), 2001
7. .366 (120-328), 1994
8. .359 (184-512), 1988
9. .357 (179-501), 1999
10. .350 (171-488), 2004

FT Made**Game:** 42 vs. Texas (J5, 1993)**Season:** .591 (28 games), 1993**Game**

1. 42 at Texas (J5, 1993)
2. 38 at Arkansas (F19, 1957)

Season

1. 591 (28 games), 1993
2. 541 (33 games), 2004
3. 534 (28 games), 1954
4. 530 (32 games), 2011
5. 529 (28 games), 1974

FT Attempts**Game:** 55 at Texas (J5, 1993)**Season:** 828 (28 games), 1993**Game**

1. 55 at Texas (J5, 1993)
2. 50 vs. Texas (J30, 1993)
3. 49 at Texas State (D5, 2007)
- 49 vs. Tulsa (F14, 2004; 2OT)
5. 48 vs. Duquesne (D4, 1990)
6. 47 vs. Utah (D3, 2005; 3OT)
- 47 vs. LSU (D29, 2010)
8. 46 vs. Missouri-Rolla (N23, 1998)
- 46 vs. Texas (M12, 1993)
- 46 at Vanderbilt (N30, 1979)
- 46 vs. Texas (M12, 1993, at Dallas)
- 46 vs. Missouri-Rolla (N23, 1998)

Season

1. 828 (28 games), 1993
2. 790 (24 games), 1957
3. 767 (24 games), 1956
4. 762 (33 games), 2004
5. 745 (24 games), 1954
6. 743 (28 games), 1974
7. 733 (32 games), 2011
8. 717 (26 games), 1972
9. 708 (31 games), 1992
10. 697 (24 games), 1964

FT Percentage

Game: 1.000 (15-15) at UAB (F12, 2011)

Season: .740 in 1968

Game

1. 1.000 (15 of 15) at UAB (F12, 2011)
2. 1.000 (14 of 14) at TCU (F13, 1993)
3. 1.000 (13 of 13) at Pan American (D21, 1974)
4. .938 (15-16) vs. SMU (M8, 2008)
5. .929 (13-14) vs. Belmont (D28, 2006)

Season

1. .740 in 1968
2. .737 in 2003
3. .730 in 2006
4. .724 in 2005
5. .723 in 2005
6. .720 in 2001

Rebounds

Game: 71 vs. TCU (F29, 1964)

Season: 1,294 (24 games), 1956

Game

1. 71 vs. TCU (F29, 1964)

Season

1. 1,294 (24 games) 1956
2. 1,260 (28 games), 1974
3. 1,211 (24 games), 1964
4. 1,165 (28 games), 1990
5. 1,158 (31 games), 1992
6. 1,152 (29 games), 1994
7. 1,139 (28 games), 1995
8. 1,137 (31 games) 2005
9. 1,128 (33 games) 2004
10. 1,125 (26 games), 1972

Assists

Game: 29 vs. Dallas (D30, 2004)

Season: 509, 1989

Game

1. 29 vs. Dallas (D30, 2004)
2. 28 at Houston (J11, 1975)
28 vs. Alcorn State (N30, 1988)
28 at Northern Illinois (D28, 1988)
28 at Sam Houston State (D1, 1993)
28 vs. Paul Quinn College (N14, 2006)
7. 27 vs. Nevada (D10, 1988)
27 at Texas A&M (J24, 1990)
27 vs. Lamar (N20, 2001)
27 vs. Saint Edward's (D18, 2002)

Season

1. 509 in 1989
2. 502 in 1992
3. 493 in 2005
4. 492 in 2004
5. 474 in 1991
6. 463 in 2003
7. 452 in 1994
8. 443 in 2009
9. 434 in 2007
10. 416 in 1995

Steals

Game: 24 vs. Angelo State (D1, 1979)

Season: 244, 2003

Game

1. 24 vs. Angelo State (D1, 1979)

Season

1. 275 in 2004
2. 244 in 2003
3. 229 in 2010
4. 222 in 2007
5. 217 in 2011
6. 216 in 2006
7. 215 in 1982
8. 214 in 1992
9. 210 in 1989
10. 208 in 1990

Blocked Shots

Game: 11 vs. Murray State (F19, 2005)

Season: 115, 2002

Game

1. 11 vs. Murray State (F19, 2005)
2. 9 vs. Navy (D22, 2004)
3. 8 vs. Houston (J26, 2011)
4. 7, 15 Times
Last Time: vs. Memphis (F19, 2011)

Season

1. 125 in 2005
2. 115 in 2002
3. 114 in 2004
4. 97 in 2003
5. 94 in 1997
6. 93 in 2008

Personal Fouls

Game: 41 vs. Oregon (D30, 1977)

Season: 696 (34 DQ), 1974

Game

1. 41 at Oregon (D30, 1977)
2. 32 at Colorado (N22, 2001)

3. 31 at Nevada (M3, 2003)
31 vs. Gonzaga (N14, 2006)

5. 33 vs. Texas (N29, 2009)

6. 30 at Tulsa (F8, 2001)

Season

1. 696 (34 DQ), 1974
2. 626 (17 DQ), 2007
3. 622 (10 DQ), 2008
4. 616 (17 DQ), 2001
5. 615 (9 DQ), 2010
6. 611 (15 DQ), 2004
7. 605 (12 DQ), 2002
8. 603 (6 DQ), 2011

Disqualifications - Season

1. 48 (356 personal fouls), 1966

Streaks & Margins

Most Games in a Season

1. 33 in 2004
2. 32 in 2009
32 in 2007
32 in 2011

5. 31 in 1992
31 in 2005
31 in 2010

8. 30 in 1982
30 in 1984
30 in 1991
30 in 2008

Most Wins in a Season

1. 25 (25-4), 1940
2. 23 (23-5), 1954
3. 22 (22-11), 2004
4. 20 (20-4), 1954
20 (20-11), 1992
6. 19 (19-11), 2003
19 (19-12), 2005

Most Losses in a Season

1. 27 (3-27) in 2008
2. 24 (3-24) in 1976
3. 23 (8-23) in 2010
4. 22 (2-22) in 1965
22 (1-22) in 1966
22 (4-22) in 1978
22 (6-22) in 1998
22 (10-22) in 2009

8. 21 (6-21) in 1988
21 (5-21) in 1975

Longest Winning Streak

1. 16 games – J15, 1944, to D27, 1944
16 games – D29, 1944, to D19, 1945
3. 15 games – F17, 1941, to J7, 1942
4. 12 games – F4, 1915, to F8, 1916
5. 11 games – M1, 1955, to D29, 1955

Longest Losing Streak

1. 28 games – F2, 1965, to F15, 1966
2. 24 games – J18, 1926, to J23, 1928
3. 21 games – D31, 2007 to N15, 2008
4. 18 games – D18, 1975, to F11, 1976
5. 15 games – D22 1999, to F19, 2000
6. 11 games – J15 1972, to F22, 1972

Largest Combined Score

1. 221 Arkansas 113, Rice 108 (M4, 1972)
2. 215 Baylor 119, Rice 96 (J30, 1971)
3. 214 Rice 111, Tulsa 103 2OT (F14, 2004)
4. 201 SMU 112, Rice 89 (F5, 1966)
5. 200 Rice 103, Texas 97 (M5, 1992)

Margin of Victory

1.	73	Rice 95, Baylor 22 (1945)
2.	59	Rice 113, Grambling State (D 26, 2004)
3.	58	Rice 106, St. Edward's (D18, 2004)
4.	52	Rice 94, Trinity 42 (J 12, 1987)
	52	Rice 118, Paul Quinn 66 (N14, 2006)

Most Points Scored in a Half

1.	64 (2nd) vs. Paul Quinn College (N14, 2006)
2.	62 (2nd) vs. Southwestern [Kan.] (D30, 1986)
	62 (2nd) vs. Texas A&M (F24, 1990)
4.	60 (2nd) vs. Texas A&M (M6, 1993)

Most Points Allowed in a Half

1.	65 (2nd) at Texas (J27, 1990)
2.	62 (1st) vs. Southern (D8, 1987)
3.	62 (1st) at Arkansas (F27, 1988)
4.	60 (1st) at UTEP (F5, 2004)
	60 (2nd) vs. Texas (M5, 1995)

Rice 100-Pt Games

Rice-h 118, Paul Quinn College 66	N14, 2006
Rice-h 113, Grambling State 54	D6, 2004
Rice-h 110, Texas A&M 81	D28, 1955
Rice-h 102, Texas 68	F4, 1958
Rice-h 104, Trinity 75	J26, 1963

Rice-h 102, Florida State 81	D11, 1963
Rice-h 104, TCU 86	F29, 1964
Rice-h 101, Trinity 89	J30, 1965
Rice-h 101, Texas A&M 79	F11, 1967
Rice-h 108, Corpus Christi 84	J9, 1971
Rice-h 101, Corpus Christi 82	D20, 1971
Arkansas 113, Rice-h 103	M4, 1972
Rice-h 102, Texas Lutheran 60	D7, 1981
Rice-h 100, Doane 75	D11, 1978
Rice-h 100, Texas State 94	D6, 2008

Attendance Records

Largest Home Crowds

1.	5,680	vs Texas (M5, 1992)
2.	5,583	vs. Texas (J30, 1993)
3.	5,582	vs. Kansas (D7, 1995)
4.	5,208	vs. Texas A&M (D 31, 2008)
5.	5,083	vs. Texas (J12, 1991)
6.	5,032	vs. Houston (M3, 1993)
7.	5,027	vs. SMU (F27, 1993)
8.	5,013	vs. Houston (J13, 1996)
9.	5,011	vs. Houston (J18, 1992)
	5,011	vs. Houston (N21, 1998)
11.	5,010	vs. Texas A&M (M6, 1993)

Largest Crowds to See the Owls

1.	17,589	at Memphis (J21, 2009)
2.	17,480	at New Mexico (F13, 1997)
3.	17,346	vs. Maine (D3, 1988)
4.	17,121	at New Mexico (D30, 1993)
5.	16,713	vs. Houston (M9, 1990)
	16,713	vs. TCU (M8, 1991)
	16,713	vs. Arkansas (M9, 1991)
8.	16,488	at Syracuse (D22, 2005)
9.	16,300	at Kansas (D22, 1994)
10.	16,294	at Connecticut (D19, 2004)

Home Attendance (Since the 1985-86 Season)

Year	Games	Total	Avg.
1985-86	15	22,402	1,493
1986-87	16	16,297	1,019
1987-88	12	26,610	2,218
1988-89	13	26,851	2,065
1989-90	14	40,238	2,874
1990-91	15	43,098	2,873
1991-92	12	40,940	3,412
1992-93	11	51,091	4,645
1993-94	12	36,229	3,019
1994-95	14	39,036	2,788
1995-96	12	37,414	3,118
1996-97	12	36,868	3,072
1997-98	13	34,969	2,690

1998-99	14	40,453	2,890
1999-00	11	25,292	2,300
2000-01	15	35,420	2,361
2001-02	15	31,587	2,106
2002-03	15	43,944	2,330
2003-04	15	36,319	2,421
2004-05	16	32,414	2,026
2005-06	15	35,711	2,381
2006-07	15	22,160	1,477
2007-08	13	15,065	1,159
2008-09	15	31,423	2,095
2009-10	17	33,924	1,996
2010-11	16	29,408	1,838

Late Game Heroics

Date	Opponent	The Play	Time	Final
J7, 1974	California	Scott Fisher sinks two FT	:02.0	76-75 ot
D3, 1977	Pacific	Elbert Darden jumper	:00.0	52-50
D22, 1979	at Niagara	Ricky Pierce 15-foot jumper	:04.0	70-69
J30, 1980	at TCU	Ricky Pierce basket	:03.0	60-59
J17, 1981	Texas Tech	Ricky Pierce basket	:01.0	52-50
D2, 1982	at Tulane	Mike Cunningham two free throws	:05.0	32-30
F23, 1983	Texas Tech	Ivan Pettit basket	:02.0	69-67 ot
J11, 1984	at TCU	Tracy Steele basket	:08.0	43-42
F4, 1984	at Texas A&M	Tony Barnett basket	:06.0	43-42
F6, 1985	at Holy Cross	Carl Daniels two free throws	:34.0	62-60
F8, 1986	at Texas Tech	Andy Gilchrist layup	:06.0	52-50
D19, 1986	Louisiana-Lafayette	Mike Girardi basket	:03.0	68-66
J21, 1987	Texas A&M	D'Wayne Tanner two free throws	:04.0	69-67
F18, 1987	at Baylor	Greg Hines jumper	:02.0	63-62
N30, 1987	at UMKC	Mike Girardi 32-foot jumper	:01.0	62-60
J21, 1989	Texas A&M	David Willie two free throws	:00.4	79-77
J13, 1990	at Baylor	D'Wayne Tanner 23-foot jumper	:03.0	65-62

Date	Opponent	The Play	Time	Final
J17, 1990	TCU	Greg Price basket	:01.9	66-64
J12, 1993	at Texas A&M	Marvin Moore jumper	:00.0	66-65
D18, 1993	Colorado State	Adam Peakes free throw	:02.5	64-63
F13, 1994	at SMU	Adam Peakes two free throws	:40.0	65-63
F23, 1994	Baylor	Tommy McGhee two free throws	:03.5	93-91
D9, 1995	at Vanderbilt	Shaun Igo dunk	:05.2	78-77
F19, 1995	TCU	Shaun Igo basket	:02.6	74-73
J30, 1997	at TCU	J.J. Polk jumper	:01.0	82-80
N27, 2001	at Stephen F. Austin	Brock Gillespie made 3 FTs to force OT	:00.2	86-90 ot
J25, 2003	Louisiana Tech	Michael Harris baseline jumper	:22.0	93-92
J22, 2004	at Fresno State	Jason McKrieth 17 foot jumper	:01.0	65-63
N30, 2004	Houston	Lorenzo Williams drives length of court	:02.8	74-73
J14, 2006	at Tulane	Morris Almond sinks trey from top-of-key	:00.0	60-57
M8, 2007	UCF	M Almond hits stepback fadeaway trey	:02.8	53-51
J26, 2011	Houston	Connor Frizzelle 3-pointer forces OT	:12.1	79-71 ot

Rice Rallies

Date	Opponent	Largest Deficit	Score	Time	Final
J17, 2007	Houston	Down 24	55-31	15:04 (2nd Half)	76-71
F23, 1994	at Baylor	Down 20	67-47	16:13 (2nd Half)	93-91
D5, 1994	Houston Baptist	Down 20	51-31	17:33 (2nd Half)	72-65
D29, 2007	TCU	Down 17	32-15	3:18 (1st Half)	70-65
D4, 1989	UW-Platteville	Down 17	46-29	17:54 (2nd Half)	64-60
D9, 1995	at Vanderbilt	Down 15	38-23	4:05 (1st Half)	78-77
D5, 2007	at Texas State	Down 14	31-17	9:32 (1st Half)	88-81
J31, 1996	Baylor	Down 14	36-22	3:42 (1st Half)	79-64
F20, 2003	at Louisiana Tech	Down 14	57-43	12:56 (2nd Half)	65-62
J30, 1980	at TCU	Down 13	34-21	17:47 (2nd Half)	60-59
J16, 1999	at Air Force	Down 13	27-14	7:28 (1st Half)	71-69
N21, 2000	Houston	Down 13	33-20	1:35 (1st Half)	65-45
D2, 1982	Tulane	Down 12	12-0	12:36 (1st Half)	32-30
F18, 1989	SMU	Down 12	29-17	1:33 (1st Half)	67-65
F16, 1991	at Texas Tech	Down 12	33-21	4:19 (1st Half)	75-72
D30, 1991	at Fairfield	Down 12	26-14	7:00 (1st Half)	78-77
F19, 1995	at TCU	Down 12	37-25	1:34 (1st Half)	74-73
F14, 1996	at SMU	Down 12	47-35	11:02 (1st Half)	71-70
J30, 1999	TCU	Down 12	49-37	15:54 (2nd Half)	76-69

Date	Opponent	Largest Deficit	Score	Time	Final
F10, 2001	TCU	Down 12	33-21	7:11 (1st Half)	76-72
J3, 2003	at UT-Pan American	Down 12	51-39	17:56 (2nd Half)	85-79
D21, 1985	Northwestern St.	Down 11	24-13	8:31 (1st Half)	58-53
J10, 1990	at Texas Tech	Down 11	42-31	1:51 (1st Half)	74-71
F3, 1990	Missouri-KC	Down 11	13-2	15:19 (1st Half)	87-80
M2, 1992	at SMU	Down 11	35-24	17:29 (2nd Half)	58-53 ot
J30, 1997	TCU	Down 11	45-34	19:43 (2nd Half)	82-80
D22, 1998	vs. St. Mary's	Down 11	36-25	18:53 (2nd Half)	81-70 ot
D17, 2008	Harvard	Down 11	56-45	8:09 (2nd Half)	67-63
F12, 1980	at SMU	Down 10	64-54	8:26 (2nd Half)	82-81 ot
D1, 1984	vs. Holy Cross	Down 10	34-24	3:36 (1st Half)	62-60
N21, 1991	vs. Pacific	Down 10		(1st Half)	88-79
M5, 1992	Texas	Down 10	23-13	13:04 (1st Half)	103-97
D20, 2000	Portland State	Down 10	24-14	5:40 (1st Half)	74-62
D21, 2001	Centenary	Down 10	15-5	16:16 (1st Half)	66-57
D29, 2009	McNeese State	Down 10	27-17	7:40 (1st Half)	75-62
D4, 2011	Lamar	Down 13	37-24	1:13 (1st Half)	75-73
J2, 2011	TCU	Down 10	15-5	14:09 (1st Half)	70-61

Rice All-Americans

Bob Kinney

- 1941 Second-Team Converse Yearbook
- 1942 First-Team Helms Foundation
- 1942 First-Team Converse Yearbook

Bill Tom Closs

- 1943 First-Team Helms Foundation
- 1943 Second-Team Converse Yearbook

Bill Henry

- 1944 First-Team Helms Foundation
- 1945 First-Team Helms Foundation
- 1945 Second-Team Converse Yearbook

Don Lance

- 1954 All-America Selection

Gene Schwinger

- 1953 Second-Team Newspaper Enterprises Association
- 1954 Second-Team Helms Foundation

Ricky Pierce

- 1982 Second-Team USBWA
- 1982 Third-Team Associated Press
- 1982 Third-Team NABC

Adam Peakes

- 1994 First-Team CoSIDA Academic All-America
- 1995 Second-Team CoSIDA Academic All-America

Michael Harris

- 2005 CollegenInsider.com

Morris Almond

- 2006 CollegenInsider.com
- 2007 CollegenInsider.com
- 2007 Playboy Magazine

Rice All-Conference Selections

All-Southwest Conference (49)

- 1916 Tom Tomforde
- 1917 Lawrence Kingsland
- 1918 Harris Dodge
Julian Dormant
Lawrence Kingsland
Henry Timmons
- 1919 Lawrence Kingsland
Van Brown
- 1934 R.T. Eaton
- 1939 Frank Carswell
- 1940 Frank Carswell
Bob Kinney
- 1941 Frank Carswell
Bob Kinney
- 1942 Bob Kinney
Chester Palmer
- 1943 Bill Tom Closs
- 1944 Bill Henry
J.G. Thomas
- 1945 Bill Henry
Murray Mendenhall
Dick Wehr
- 1949 Bill Tom
- 1953 Don Lance

- Gene Schwinger
- 1954 Don Lance
Gene Schwinger
- 1956 Joe Durrenberger
Temple Tucker
- 1957 Temple Tucker
Tom Robitaille
- 1958 Tom Robitaille
- 1959 Tom Robitaille
- 1963 Kendall Rhine
- 1964 Kendall Rhine
- 1969 Greg Williams
- 1970 Gary Reist
- 1971 Gary Reist
- 1980 Ricky Pierce
- 1981 Ricky Pierce
- 1982 Ricky Pierce
- 1991 Brent Scott, second team
- 1992 Brent Scott, second team
- 1993 Marvin Moore, second team
Brent Scott, second team
- 1994 Torrey Andrews, second team
- 1995 Adam Peakes, second team
- 1996 Tommy McGhee, first team
Shaun Igo, second team

All-WAC (9)

- 1997 Shaun Igo, second team
- 1999 Robert Johnson, first team
- 2001 Mike Wilks, second team
- 2003 Omar Mance, second team
Michael Harris, second team
- 2004 Michael Harris, first team
Jason McKrieth, second team
- 2005 Michael Harris, first team
Jason McKrieth, second team

All-Conference USA (3)

- 2006 Morris Almond, First Team
- 2007 Morris Almond, First Team
- 2011 Arsalan Kazemi, Second Team

Players of the Year

Greg Williams

1969 Southwest Conference

Ricky Pierce

1982 Southwest Conference

Morris Almond

2007 Conference USA

Additional Rice Accolades

1982 | Bobby Tudor

Co-SIDA Academic All-America
Honorable Mention

1989 | Dana Hardy

SWC All-Newcomer Team
Third-Team Freshman All-America

1989 | Kenneth Rourke

SWC All-Newcomer Team
Sixth-Team Freshman All-America
South Team/U.S. National Sports
Festival

1990 | Brent Scott

SWC Freshman of the Year
U.S. Junior National Team

1991 | Brent Scott

U.S. World Junior Championship
Team

1991 | Chase Maag

SWC All-Newcomer Team

1993 | Torey Andrews

SWC Sixth Man of the Year

1995 | Adam Peakes

NCAA Post-Graduate Scholarship

1997 | Alex Bougaieff

MVP, Maccabbiah Games/
Team Canada

1999 | Jason Skaer

WAC Mountain Division
All-Newcomer Team

1999 | Willis Wilson

WAC Mountain Division
Coach of the Year

2001 | Mike Wilks

College Insider WAC Player of the Year
WAC All-Defensive Team
Dallas Morning News First-Team All-WAC
NABC All-District First Team

2002 | Michael Harris

College Insider Freshman All-America
WAC Freshman of the Year

2002 | Omar Mance

CoSIDA Academic All-District VI
First-Team

2003 | Yamar Diene

WAC All-Defensive Team

2003 | Omar Mance

Semifinalist, National Student-Athlete
of the Year
CoSIDA Academic All-District VI
First-Team

2004 | Michael Harris

First-Team All-NABC District 9
First-Team USBWA All-District VII

2004 | Jason McKrieth

Second-Team All-NABC District 9
First-Team USBWA All-District VII

2005 | Michael Harris

First-Team All-NABC District 9
First-Team USBWA All-District VII
WAC All-Tournament Team

2006 | Morris Almond

Second-Team All-NABC District 9
First-Team USBWA All-District VII

2007 | Morris Almond

C-USA All-Tournament Team
AP All-America Honorable Mention

First-Team All-NABC District 9
First-Team USBWA All-District VII

2008 | Paulius Pakevicius

First-Team ESPN the Magazine/
CoSIDA Academic All-District VI

2009 | Aleks Perka

C-USA Scholar Athlete of the Year

2010 | Arsalan Kazemi

C-USA All-Freshman Team

2010 | Lucas Kuipers

C-USA Scholar Athlete of the Year

2011 | Connor Frizzelle

First-Team Capital One/CoSIDA Academic
All-District VI

2011 | Arsalan Kazemi

USBWA Most Courageous Award Recipient
USBWA All-District 7
NABC All-District Second-Team
NetScouts Basketball All-International Team

The Billy Wohn Award

The Billy Wohn Award is presented annually to the Rice player who best exemplifies the qualities of the honor's namesake in basketball ability, scholarship and leadership. Wohn was a guard on the 1952-53 basketball team who died in a plane accident in August, 1953, while on active duty in the Naval ROTC. The recipient is determined by a vote of current players.

During the 1955-56 school year, the award was donated by nine former Rice students who were close friends of Wohn — Ben Brewer, J. Fred Duckett, Garland Fielder, Harvey Gilliam, Steve Muller, Kenneth Paul, Jay Wedler, James Whitson and George Wilson, Jr.

Below are the yearly recipients of the Billy Wohn Award.

1956 Joe Durrenberger
1957 Fred Woods
1958 Temple Tucker
1959 Tom Robitaille
1960 David Craig
1961 Steve Smith

1962 Jim Fox
1963 Kendall Rhine
1964 Kendall Rhine
1965 Larry Tiner
1966 Guy Lease
1967 Bill Doty
1968 Larry Miller
1969 Greg Williams
1970 Steve Wendel
1971 Gary Reist
1972 Leroy Marion
1973 Randy Reynolds
1974 Scott Fisher
1975 Tim Moriarty
1976 no award
1977 no award
1978 Alan Reynolds
1979 Elbert Darden
1980 Ricky Pierce
1981 Ricky Pierce
1982 Ricky Pierce
1983 Renaldo O'Neal
1984 Tyrone Washington
1985 Tony Barnett
1986 Greg Hines
1987 Greg Hines
1988 David Willie

1989 Andy Gilchrist
1990 D'Wayne Tanner
1991 Brent Scott
1992 Brent Scott
1993 Brent Scott
Marvin Moore
1994 Torrey Andrews
1995 Adam Peakes
1996 Tommy McGhee
1997 Shaun Igo
1998 Jarvis Kelley Sanni
1999 Robert Johnson
2000 Mike Wilks
2001 Mike Wilks
2002 Omar-Seli Mance
2003 Omar-Seli Mance
2004 Michael Harris
2005 Michael Harris
2006 Morris Almond
2007 Morris Almond
2008 no award
2009 Rodney Foster
2010 Arsalan Kazemi
2011 Tamir Jackson
Arsalan Kazemi

The Bob Quin Award

One of Rice's highest honors, the Bob Quin Award, is given annually to Rice University's most outstanding all-around senior male athlete. It is given in memory of Bob Quin, a well respected Rice student-athlete who passed away during a trip across the Atlantic Ocean in 1930. A group of Quin's friends felt that there would be no more suitable memorial to him than to establish an award at Rice to be given each year to the male senior student-athlete who most exemplifies distinction in athletics, academics and leadership.

Since the Bob Quin Award was first presented, 12 Rice basketball student-athletes have been bestowed with the award. Below is a list of basketball players to be honored.

To the right is a list of basketball student-athletes to receive the Bob Quin Award.

1936 Harry Witt
1942 Chester Palmer
1944 Clarence R. Darling, Jr.
1945 William "Bill" Henry
1951 Charles L. Tighe
1975 Danny Carroll
1979 Elbert Darden
1982 Bobby Tudor
1992 Todd Schoettelkotte
1995 Adam Peakes
2001 Mike Wilks
2003 Omar-Seli Mance
(co-honoree)

A

Abraham, Trevan	2011
Alexander, J.C.	1933, 34
Almond, Morris	2004, 05, 06, 07
Andrews, Torrey	1991, 92, 93, 94
Armstrong, T.J.	1996, 97, 98, 99
Austin, Kenny	1980, 81, 82

B

Bailey, Billy	1951, 52
Bailey, Jonathan	2007
Ball, Dale	1957, 58, 59
Banner, Howard	1930
Barnett, Tony	1983, 84, 85
Baskind, Matt	1994
Beasley, Bryan	2008, 09, 10, 11
Beasley, Pierre	2008
Beavers, James	1952, 53, 54
Bell, Hakim	1993
Belton, Charles	2007
Bennett, Donald	1980, 81, 82, 83
Beshara, Brian	1997
Bobbitt, Ralph	1946
Bolte, P.J.	2009
Bougaiieff, Alex	1997, 98, 99, 2000
Braimoh, Suleiman	2008, 09, 10, 11

Brashear, Bobby	1954, 55
Bridges, Jason	2004, 05, 06
Britton, Patrick	2005, 06, 07, 08
Bryan, Oree	1953
Brooks, Steve	1984
Brummett, Tom	1933, 34
Burkholder, Brett	1979
Burns, Brian	1979, 80
Burris, Roland	1960

C

Campbell, Max	1937, 38
Campbell, Sam	1991, 92, 93
Carroll, Danny	1973, 74, 75
Carswell, Frank	1939, 40, 41
Carter, Billy	1968
Cashaw, Terrence	1983, 84, 85, 86
Chadwick, David	2011
Chancellor, Walt	2004, 05
Chandler, William	1938
Childs, Leonard	1951, 52
Christian, Jay	2000
Christensen, Charles	1954
Clark, John	1946
Closs, Bill Tom	1941, 42, 43
Coffelt, Zac	2009

Coles, Johnny	1968
Collins, Shawn	2002, 03
Comalander, Jerry	1960
Cook, David	1943, 47, 48, 49
Cooper, Erik	1999, 2000, 01
Cooper, Mike	1986, 87
Cordill, Ollie	1938
Coterill, David	1955
Craddock, Levi	1938, 39, 40
Craig, David	1959, 60
Craig, Kevin	2000, 01
Cramer, Richard	1963
Cravens, Jesse	1994, 95
Crawford, Bobby	1997, 98
Crawford, Jeff	1985, 86
^Croucher, Willie	1943-48
Culver, Arthur	2004, 05, 06
^Cummins, William	1943-47
Cunningham, Mike	1983, 84
Cunningham, Wayne	1976, 77

D

Daniels, Carl	1985, 86, 87, 88
Daniels, Charles	1974, 75
Daniels, Joe	1979
Darden, Elbert	1976, 77, 78, 79

Darling, Clarence	1943, 44
DeCello, Anthony	1978, 79, 80
Deutsch, Seth	1995
Dickens, Bert	1952
Diene, Yamar	2001, 02, 03, 04
Dixon, Virgil	1933
Doty, Bill	1956, 57, 58
Durrenberger, Joe	1954, 55, 56

E

Eaton, Jr., R.T.	1934, 35, 36
Edomwonyi, Egheosa	2010
Ekeroth, Doug	1976, 77
Emshoff, Steve	1971, 72, 73
Etchison, Eric	1984
Eubanks, Dajuan	1991
Evans, Brandon	2000, 01, 02, 03
Eversley, Chris	2010

F

Fields, Glenn	1955, 56
Fischer, Dean	1973
Fisher, Scott	1972, 73, 74
Fichtinger, Paul	1976, 77
^Foley, Robert	1944-49
Forrest, Bobby	1977

Foster, Rodney	2006, 07, 08, 09
Fox, Jim	1960, 61, 62
Frizzelle, Connor	2009, 10, 11
Fulfer, Standlee	1953
Fuller, Kevin	1987

G

Galloway, Steve	1961
Gaudet, Perry	1973
Gentry, Chuck	1987
Gerhardt, Jim	1949, 50, 51
Ghoram, Lawrence	2007, 08, 09, 10
Gilchrist, Andy	1986, 87, 88, 89
Gillespie, Brock	2002, 03, 04, 05
Girardi, Mike	1986, 87, 88
Glaze, Robert	1992, 93, 94, 95
Gomez, Placido	1939, 40, 41, 42
Graham, Kaarem	1999
Grawunder, Ralph	1950, 51, 52
Green, J.R.	1938
Greenlaw, Richard	1967
Greer, Don	1939
Griffin, Gary	1957, 58, 59

H

Hagan, Chris	2007
--------------	------

Hagen, Matt 2006, 07
Hall, Walter 1946
Hall, Wiley 1965, 66
Halloran, Darrell 1969
Hand, Fred 1968
Handy, Dana 1989, 90, 91, 92
Harris, Michael 2002, 03, 04, 05
Harrison, Henry Earl II (J.R.) 2003, 04, 05, 06
Hart, Fritz 1930
Hart, Ray 1930
Henry, Bill 1943, 44, 45
Herbert, Charles 1946
Herndon, Emerson 2009, 10
Hess, Jake 1930
Higgins, Bob 1957, 58, 59
Hill, King 1956, 57
Hill, Robert 1963
Hilton, Ray 1944
Hines, Greg 1984, 85, 86, 87
Holland, A.J. 2010
Holmes, David 1992, 93
Holmes, Richard 1986, 87, 88, 89
Howard, Bill 1968
Hubble, Robert 1978
Hubenak, Jimmy 1967, 68, 69
Hudgens, Tom 1948

Hudson, Robbie 2000, 01
Hyman, Max 1937, 38, 39
I
Igo, Shaun 1994, 95, 96, 97
Inselman, Michael 1966, 67
Irving, Michael 1985, 86, 87, 88
Ivey, Marty 1965, 66, 67

J
Jackson, Frank 1975, 76, 77, 78
Jackson, Tamir 2010, 11
Johnson, Harold 1933, 34, 35
Johnson, Dale 1972
Johnson, Greg 1989, 90, 91, 92
Johnson, Robert 1996, 97, 98, 99
Johnson, Teddy 1981, 82, 83, 84
Journeay, Harry 1933, 34, 35

K
Kabbes, John 1972, 73, 74
Kazemi, Arsalan 2010, 11
Keillers, Carroll 1965
Keitel, Mark 1974
Kelly, Floyd 1934, 35, 36
Kelley Sanni, Jarvis 1997, 98
Killings, Greg 2004, 05, 06, 07

Kinney, Bob 1940, 41, 42
Kinzy, Milford 1939
Kisker, Dave 1974
Klindworth, Clifford 1936, 37, 38
Koch, Melton 1933
Kollik, Christian 2001, 02, 03, 04
Kuipers, Lucas 2009, 10, 11

L
Laidlaw, Howard 1954
Lambert, Harold 1941, 42, 43
Lance, Don 1952, 53, 54
Lane, Madison 1976, 77
Leamon, Joe 1946
Lease, Guy 1965, 66
Lodge, Harris 1935, 36, 37
Louwerse, Dave 1975, 76, 77, 78
Lumpkin, Jody 1997

M
Maag, Chase 1991
Mance, Omar-Seli 2001, 02, 03
Marion, Leroy 1971, 72
Maroney, Mike 1960, 61, 62
Matthews, John 1997, 98, 99
Matthiasson, Magnus 1986

Mboya, George 1995
McCage, Larry 1979
McCain, Travis 1965, 66
McCarble, George 1930
McCullough, J.L. 1933
McDermott, Joe 1949, 50, 51
McDonald, John 1941, 42, 43, 47
McGhee, Tommy 1993, 94, 95, 96
McGuire, Dan 1970, 71, 72
McGuire, Gary 1984
McKendrick, Doug 1965, 66
McKenzie, J.B. 1944
McKenzie, T.J. 2000, 01
McKrieth, Jason 2002, 03, 04, 05
McIlvain, Jay 1957, 58, 59
McQueary, Roger 1960, 61
Melady, Ted 1970, 71
Mendenhall, M.J. 1945
Metzler, Albert 1933, 34, 35
Meyers, Pete 1974, 75, 76
Michael, Chad 1996, 97
Michaelis, Derek 1998, 99
Miller, Alan 1976, 77, 78, 79
Miller, Andy 1976, 77, 78
Miller, Larry 1966, 67, 68
Miller, Tom 1983, 84, 85
Mlachnik, Dave 1988, 89

Molina, Tommy 1968
Moore, Charlie 1934
Moore, Jamaal 2003, 04, 05
Moore, Marvin 1990, 91, 92, 93
Morgan, Ferron 2000, 01
Moriarty, Tim 1973, 74, 75
Mott, John B. 1978, 79, 80
Mott, John G. 1971, 72, 73
Myer, Tom 1969, 70, 71
Myers, Archie 1995

N
Nalley, Doug 1975
Nanney, Kevin 1995, 96
Naples, Jim 1969, 70
Nelson, Chuck 1969, 70, 71
Nickolls, Ed 1975
Noonan, Grover 1944, 45, 46, 47
Norman, Harry 1930
Norton, Stancil 1941, 42

O
Okrzesik, Jason 2004, 05
Oliver, Scott 1994, 95, 96
Olson, Peter 1982
O'Neal, Renaldo 1982, 83

Oraby, Omar 2011
 Orr, Willis 1935, 36
 Owen, Wade 1936

P

Packevicius, Paulius 2005, 06, 07, 08
 Pahmeier, Norman 1953, 54
 Palmer, Chester 1940, 41, 42
 Park, Richard 1960, 61
 Peakes, Adam 1992, 93, 94, 95
 Pepper, Fred 1940, 41
 Perka, Aleks 2006, 07, 08, 09
 Pettit, Ivan 1983, 84, 85, 86
 Pflieger, Cory 2006, 07, 09, 11
 Phillips, Larry 1962, 63, 64
 Pierce, Ricky 1980, 81, 82
 Pirri, Stuart 2010, 11
 Polk, Carlton 1930
 Polk, J.J. 1995, 96, 97
 Preston, W.A. 1957, 58, 59
 Price, Greg 1989, 90

R

Rabbitt, Kevin 1993, 94, 95
 Reist, Gary 1969, 70, 71
 Reynolds, Alan 1975, 76, 78

Reynolds, J.R. 2011
 Reynolds, Randy 1972, 73
 Rhine, Kendall 1962, 63, 64
 Rieke, Glen 1979, 80, 81, 82
 Roach, Thomas 1944, 45
 Robertson, Ronald 1986, 87, 88
 Robicheaux, Monte 1953, 54, 55
 Robinson, Adam 2000, 01
 Robinson, Nick 2000, 01
 Robitaille, Tom 1958, 59
 Rodriguez, Barry 1963, 64
 Rogers, Ernie 1977
 Rourke, Kenneth 1989, 90, 91, 92
 Ruffcom, Kevin 1987, 88, 89, 90
 Rule, Bob 1967, 68, 69

S

Saunders, Scott 2008
 Saus, Chuck 1974, 75
 Scharlack, Donald 1946
 Schmidt, Bert 1971, 72, 73
 Schoettelkotte, Todd 1993, 94
 Schomers, Peter 1984
 Schwarze, Nate 2009, 10, 11
 Schwinger, Gene 1952, 53, 54
 Scott, Brent 1990, 91, 92, 93

Scott, Chip 1988, 89, 90, 91
 Seale, wesley 1936, 37, 38
 Selman, Bert 1939, 40, 41
 Senske, Pat 1983
 Shaw, Robert 1980, 81, 82, 83
 Shipley, Olle 1960, 61, 62
 Shpack, Carl 1930
 Siegmund, Donald 1963, 64, 65
 Simmons, James 1975, 76, 78
 Singletary, Eric 1994, 95, 96, 97
 Skaer, Jason 1999
 Small, Dean 1953, 54
 Smith, Rashid 2001, 02, 03, 04
 Smith, Steve 1960, 61
 Snider, Norman 1933
 Snyder, Don 1970, 71, 72
 Spradling, Elvis 1963, 64
 Stanford, Aaron 1935, 36, 37
 Stanton, Trey 2009, 10, 11
 Steakley, Ike 1938, 39
 Steele, Jack 1935, 36
 Steele, Tracy 1983, 84, 85
 Steen, Frank 1937, 38
 Steinkamp, Herbert 1962, 64
 Stewart, Lindsey 1980, 81, 82, 83
 Stockton, Farrar 1966, 67, 68
 Strickland, Will 1989, 90, 91, 92

Stringer, Josh 1997, 98
 Sturr, Don 1968, 69, 70
 Sullivan, Cleveland 1960
 Switzer, Warren 1947, 48, 49, 50
 Suman, Don 1944
 Szalay, Chris 2006, 07, 08

T

Talbert, Chance 2008
 Tanner, D'Wayne 1987, 88, 89, 90
 Teague, Maurice 1951, 52, 53
 Telligman, Terrence 1954, 55
 Tendler, Marty 1969
 Thomas, Evan 1930
 Thomas, Frank 1977
 Thomas, Gerry 1956, 57, 58
 Thomas, J.D. 1944, 45, 46, 47
 Thomson, Hugh 1998, 99
 Tighe, Charles 1949, 50, 51
 Timmerman, Terry 1969, 70, 71
 Tiner, Larry 1965
 Tom, Bill 1946, 47, 48
 Trauber, Steve 1981
 Tucker, Temple 1956, 57, 58
 Tudor, Bobby 1979, 80, 81, 82

Tunnell, Jeff 1974
 Tyndell, Shawn 1998, 99, 2000, 01
 Tynes, Lee 1937
 Tynes, Scott 1990, 91, 92, 93, 94

V

^Vahdiek, Paul 1945-49
 Vala, Tim 1977

W

Walker, Harim 1947, 48
 Walters, Harmon 1946, 47
 Walton, Michael 2000, 02, 03
 Washington, Tyrone 1981, 82, 83, 84
 Wehr, R.W. 1945
 Wendel, Steve 1968, 69, 70
 Werhle, Mark 1971, 72, 73
 White, J.D. 1950, 51
 Whitson, Dwight 1974
 Wilks, Mike 1998, 99, 2000, 01
 Williams, Greg 1967, 68, 69
 Williams, Lorenzo 2004, 05, 06, 07
 Willie, David 1988, 89, 90
 Wilson, Chadd 2009
 Wilson, Willis 1979, 80, 81, 82
 Witt, Harry 1934, 35, 36

Witten, John	1982, 83, 84, 85
Wohn, Billy	1953
Wolf, Peter	1930
Womack, John	1962
Woods, Fred	1955, 56, 57

Y

Youngkin, Glenn	1986, 87, 88, 89
Youngling, Randy	1972, 73

Z

Zander, Whitlock	1940, 41, 42
Zuber, David	1930

^Listed as a letter winner both during and after World War II. Playing time designated from first to last season played at Rice.

Rice Jersey Numbers

- 0** Omar-Seli Mance, G; Trevan Abraham, G
- 00** Donald Bennett, F; Steve Brooks, C; Dajuan Eubanks, C
- 1** Brock Gillespie, G; Chris Hagan, G; Nate Schwarze
- 2** Walt Chancellor, G
- 3** T.J. Armstrong, G; Shawn Collins, G; Dana Hardy, G; Adam Robinson, G; Chris Szalay, G (2005-07); Tamir Jackson, G
- 4** David Holmes, G; Dale Johnson, G (H, 1971); Magnus Matthiasson, C Tyrone Washington, G; Greg Price, F (1990-91); J.J. Polk, G (1995-97); Brandon Evans, C; Matt Hagen, C; Connor Frizzelle, G
- 5** Dale Johnson, G (A, 1971); Tony DeCello, G; Kevin Fuller, G; Eric Singletary, G; Shawn Tyndell, G (1998); T.J. McKenzie, C; Lorenzo Williams, G; Jasen Williams, G; Emerson Herndon, F
- 10** Warren Schick, F (H); Marty Ivey, F (H, 1965-66); Billy Carter, G (H); Johnny Coles, F (H, 1969); Don Snyder, G-F (h, 1971; 1972); Darryl Hughes, G; Mark Keitel, G; Madison Lane, G; Ivan Petitt, G; Chad Michael, G; Robbie Hudson, G; Arthur Culver, G
- 11** Warren Schick, F (A); Marty Ivey, F (A, 1965-66); Billy Carter, G (A); Johnny Coles, F (A, 1969); Don Snyder, G (A, 1971); Dale Johnson, G (1972); David Welsh, G; James Simmons, G; Marvin Moore, G; Michael Walton, G; Suleiman Braimoh, F

- 12** Herb Steinkamp, G (H, 1963-64); Guy Lease, G (H); Rick Greenlaw, F (H, 1967); Fred Hand, F (H); Jim Naples, F; (H); Perry Gaudet, G-F (H, 1971); Peter Olson, G; Michael Irving, G; John Matthews, G; Christian Kollik, F; Bryan Beasley, G
- 13** Herb Steinkamp, G (away, 1963-64); Guy Lease, G (A); Rick Greenlaw, F-C (A, 1967); Fred Hand, F (A); Jim Naples, F (A); Perry Gaudet, G-F (A, 1971; 1972-73); Chuck Saus, G (1973); Bart Harrison, F-C (1974); Doug Nalley, F (1976); Sam Campbell, G; Eric Mboya, F; Bobby Crawford, G; Paulius Packevicius, F; Chadd Wilson, G; Stuart Pirri, F
- 14** Kendall Rhine, C (h, 1963-64); Bill Doty, C (H 1965-66); Greg Williams, G (H); Dan McGuire, G (H, 1970-71; 1972); Chuck Saus, G (1974-76); George Taylor, G; Willis Wilson, G; Tony Winfrey, G; David Willie, G-F; J.J. Polk (1994), G; Pierre Beasley, G; Arsalan Kazemi, F
- 15** Kendall Rhine, C (away, 1963-64); Bill Doty, C-F (A 1965-66); Greg Williams, G (A); Dan McGuire, G (A, 1970-71); Randy Reynolds, G (1973); Pete Meyers, G; Doug Nalley, F (1975); Mike Cooper, G; Greg Johnson, G; Jay Christian, F; Rashid Smith (2001-02), G; Jonathan Bailey, G; Trey Stanton, C
- 20** E. Jay McIlvain, G (1958-59); Roland Burris, F; Donnie Longcope, G (h, 1961-62); Bob Hill, F (H 1963-64); Larry Winn, F (H); Farrar Stockton, G (H, 1966-1967); Don Sturr, F (H, 1968); Terry Timmerman, G (H); Randy Youngling, F-C; Frank Jackson, F; Lindsey Stewart, G; Greg Hines, G; Dave Mlachnick, G; Bart Stepp, G; Tommy McGhee, G; Keenan Holmes, G; Alex Spotts, G; Jason Okrzesik, G; Lucas Kuipers, F

21 Temple Tucker, C; Steve Smith, C; Donnie Longcope, G (A, 1961-62); Bob Hill, F (A, 1963-64); Larry Winn, F (A); Farrar Stockton, G (H, 1966-1967); Don Sturr, F (A, 1968); Terry Timmerman, G (A); Chuck Gentry, C; Torrey Andrews, F; Archie Myers, G; Hugh Thompson, C; Rodney Foster, G; Chris Eversley, G

22 Bobby Brashear, G; Dale Ball, G; Ernie Mills, G; Larry Phillips, F (H); Bill Doty, (H, 1967); Rick Greenlaw, F (H, 1965-66); Farrar Stockton, G (H, 1968); Leroy Marion, F (h, 1970-71; 1972); Willie Hamilton, F-G; Jeff Tunnell, G; Wayne Cunningham, G-F; Bobby Tudor, G; Tracy Steele, G; D'Wayne Tanner, G; Matt Baskind, G; Brian Beshara, F; Shawn Tyndell, G (1999-2002); Morris Almond, G; A.J. Holland, G.

23 Fred Woods, F; W.A. Preston, F; Olle Shipley, C; Larry Phillips, F (A); Bill Doty, (A, 1967); Rick Greenlaw, F-C (A, 1965-66); Farrar Stockton, G (A, 1968); Leroy Marion, F (A, 1970-71); Teddy Johnson, G; Glenn Youngkin, F; Scott Tynes, F; Joshua Stringer, G; Chris Szalay, G (2007-08); Zac Coffelt; Egheosa Edomwonyi, F

24 Monte Robicheaux, G; Gerry Thomas, G; David Craig, F; Barry Rodrigue, G (H); Mike Inselmann, G (H); John Gowdy, G (H); Don Sturr, F (H, 1969-70); Dean Fisher, F (h, 1971; 1972-73); Jim Peacock, F; Tim Vala, F-C; Duane Berry, G; Steve Trauber, G; Mike Cunningham, F; Robert Foye, G; Mike Girardi, G; Willie Strickland, G-F; Robert Johnson, G-F; Jamal Moore, G

25 Joe Durrenberger, F; Tom Robitaille, C; Mike Maroney, C; Barry Rodrigue, G (A); Mike Inselmann, G (A); John Gowdy, G (A); Don Sturr, F (A, 1969-1970); Dean Fisher, F (A, 1971); Bill Sparker, F; Danny Carroll, F (1975); Elbert Darden, G-F; Ricky Pierce, F; Richard Holmes, F; Kevin Rabbitt, G; Kevin Craig, F

26 Glenn Fields, F

27 Bob Higgins, G (1956-57)

28 W.A. Preston, F

29 Dave Coterill, G; E. Jay McIlvain, G (1956-57)

30 Dave Baggett, F; Steve Galloway, G; Roger McQueary, F; Jerry Woodfill, G (H); Leonard White, G (H); Johnny Coles, G (H, 1967-68); Darrell Halloran, G (H); Randy Reynolds, G (H, 1971; 1972); Tim Moriarty, F; Darrah Smith, G; Brian Burns, G; Tony Barnett, F; Chip Scott, C; Ali Bell, F; Christian Lockwood, F; Charles Belton, G; David Chadwick, F

31 Billy Arhos, G; Gene Prater, F; James Davis, G; Jerry Woodfill, G (A); Leonard White, G (H); Johnny Coles, G (A, 1967-68); Darrell Halloran, G (A); Randy Reynolds, G (A, 1971); Glen Rieke, C; Pat Senske, G; Peter Schrs, F; Greg Price, C-F (1989); Chase Maag, G; Bobby Crawford, G; Nick Robison, G; Greg Killings, C

32 Norman Pahmeier, F; Tinker Wilson, F; Dick Park, F; Bob Hill, F (H, 1961-62); Dick Cramer, G (H); Larry Miller, G (H); Tom Myer, F (H); Hary Huggins, G; John Brockenbrough Mott, G; Tom Miller, G; Ronald Robertson, G; Brent Scott, C; Jesse Cravins, F; Ferron Morgan, C; Rashid Smith, G (2003-04); Cory Pflieger, G

33 Terry Telligman, C; King Hill, F; Max Bedenbaugh, G; Jim Fox, G; Bob Hill, F (A, 1961-62); Dick Cramer, G (A); Larry Miller, G (A); Tom Myer, F-G (A); Scott Fisher, G; Alan Reynolds, G; Andy Gilchrist, G; Adam Peakes, G; Jody Lumpkin, F; Erik Cooper, F; Michael Harris, F; Lawrence "Cliff" Ghoram, F

34 Gary Griffin, F; Buster Sullivan, F; Jim Fox, G (H); Frank Pickens, G (H); Wiley Hall, G (H); Wiley Hall, G (H); Bill Howard, G (H); Gary Reist, G (H); Kim Kaufman, G; Charles Daniels, G; Bobby Forrest, F; Doug Ekeroth, C (1979); Kenny Austin, C; Gary McGuire, F; Kenneth Rourke, F; Shawn Igo, F; Mike Wilks, G; Jason McKrieth, F; Scott Saunders, C; P.J. Bolte, F; Omar Oraby C

35 Nicky Nichols, G; Bob Higgins, G (1958-59); Jerry Comalander, G (1959-60); Jim Fox, G (A); Frank Pickens, G (A); Wiley Hall, G (A); Bill Howard, G (A); Gary Reist, G (A); Dave Kisker, C; Dave Louwerse, F; Jason Bridges, F;

40 Larry Tiner, G (H); Danny Dossett, F (H); Marty Ivey, F (H, 1967); Steve Wendel, C (H); Ted Melady, F (H); Bert Schmidt, G (1973); Howard Laidlaw, F; Doug Ekeroth (1976-78), C; Rinaldo O'Neal, G; Jarvis (Kelley) Sanni, G; Mike Kinsella, C

- 41** Larry Tiner, G (A); Danny Dossett, F (A); Marty Ivey, F (A, 1967); Steve Wendel, C (A); Ted Melady, F (A); Patrick Britton, F
- 42** Jerry Comalander, G (1958-59); George Gordon, G; Buster Sullivan, G (H); Don Siegmund, F (H); Mike Frizzell, F (H); Chuck Nelson, F (H); Steve Lukingbeal, F; Allen Miller, G; Carl Daniels, F; Scott Oliver, C; Derek Michaelis, F; Yamar Diene, F; Chance Talbert, F
- 43** Buster Sullivan, G (A); Don Siegmund, F-C (A); Mike Frizzell, F (A); Chuck Nelson, F (H); Frank Thomas, G-F; Robert Shaw, C; Eric Etchison, F; Jason Skaer, F; Aleks Perka, F
- 44** Mike Maroney, C (H); Carroll Keilers, C (H); Bob Rule, G (H); Mark Wehrle, C-F (h, 1971; 1972, 1973); Dwight Whitson, F (1975); Andy Miller, F; Joe Daniels, G; John Witten, G; Robert Glaze, F-C; Alex Bougaieff, C; J.R. Reynolds, F
- 45** Mike Maroney, C (A); Carroll Keilers, C (A); Bob Rule, G (A); Mark Wehrle, C-F (away, 1971); Danny Carroll, F (1973-74); Paul Fichtinger, C; Dave Ramer, C; Todd Schoettelkoette, F;
- 50** Olle Shipley, F (H); Elvis Spradling, F (H); Denny Beck, G (H); Tommy Molina, F (H); Marty Tendler, F (H); Bert Schmidt, F (h, 1971); John Kabbes, F; Ed Nickols, C; Robert Hubble, (1978) C; Brett Burkholder, C; Jeff Crawford, G; Kevin Ruffcorn, C

- 51** Olle Shipley, F (A); Elvis Spradling, F (A); Denny Beck, G (H); Tommy Molina, F (A); Marty Tendler, F (A); Bert Schmidt, F (A, 1971)
- 52** Johnny Womack, F (H); Doug McKendrick, F (H); Jim Hubenak, C (H); John Gerard Mott, F (H, 1971; 1972-73); Dwight Whitson, F (1974); Bart Harrison, F (1975); Terrence Cashaw, F; Kevin Nanney, F
- 53** Johnny Womack, F (A); Doug McKendrick, F (A); Jim Hubenak, C (A); John Mott, F (A, 1971)
- 54** Orville Welch, F (H, 1963); Tim Barker, F (H); Travis McCain, F (H); Steve Emshoff, C (H) 1971); Robert Hubble, (1979) C
- 55** Orville Welch, F (A, 1963); Tim Barker, F (A); Travis McCain, F (A); Steve Emshoff, C (A, 1971; 1972-73); Larry McCage, C; Seth Deutsch, C;
- 60** Dave McStravick, C (H); Hugh Blevins, F (H);
- 61** Dave McStravick, C-F (A); Hugh Blevins, F (A);
- 62** Bill Collard, F-C (H); Bill Doty, F (H, 1964);
- 63** Bill Collard, F-C (A); Bill Doty, F (A, 1964);
- 64** Orville Welch, G (H, 1961-62);
- 65** Orville Welch, G (A, 1961-62);

- 70** Paul Rhine, F (H)
- 71** Paul Rhine, F (A)
- 72** Herb Steinkamp, G (H, 1961-62);
- 73** Herb Steinkamp, G (A, 1961-62);

SERIES RECORDS

Opponent	G	W	L	First	Last
Abilene Christian	2	2	0	1955	1970
Air Force	4	3	1	1970	1999
Akron	1	0	1	1987	1987
Alabama	2	0	2	1947	1965
Alabama State	1	0	1	1989	1989
Albright	1	1	0	1940	1940
Alcorn State	1	1	0	1988	1988
American	1	0	1	1973	1973
Angelo State	2	2	0	1979	1980
Arizona	2	0	2	2009	2010
Arizona State	2	1	1	1969	1991
Arkansas	143	40	103	1924	2005
Arkansas-Monticello	1	1	0	1984	1984
Arkansas State	2	0	2	1965	1991
Army	1	0	1	1967	1967
Auburn	4	1	3	1955	1965
Austin College	3	3	0	1985	1990
Austin Peay	3	0	3	1985	1990
Baylor	174	90	84	1915	2001
Belmont	1	0	1	2006	2006
Birmingham-South'n	1	1	0	2000	2000
Boise State	10	6	4	1994	2005
Boston College	1	0	1	1993	1993
Bradley	3	3	0	1930	1940
Brigham Young	7	2	5	1963	2008
California	2	1	1	1974	1974
Cal Poly	1	1	0	2008	2008
UC-Santa Barbara	2	0	2	1972	1973
Cal State Fullerton	1	0	1	1976	1976
Centenary	17	7	10	1926	2001

Opponent	G	W	L	First	Last
Central Michigan	1	1	0	1995	1995
Central Missouri State	1	0	1	1937	1937
Chaminade	1	1	0	1991	1991
Cincinnati	2	1	1	1971	1973
The Citadel	2	2	0	1971	1973
Clemson	1	1	0	1960	1960
Colorado	8	4	4	1940	2002
CO School of Mines	1	1	0	1996	1996
Colorado State	8	3	5	1952	2006
Columbia	1	0	1	1950	1950
Concordia Lutheran	1	1	0	1983	1983
Connecticut	2	0	2	2004	2005
Cornell	1	1	0	1980	1980
Creighton	2	0	2	1947	1961
Dallas	1	1	0	2004	2004
Daniel Baker	2	2	0	1917	1917
Dartmouth	2	2	0	1982	1995
Davidson	2	0	2	1967	1985
Dayton	4	1	3	1967	1994
Delaware	1	0	1	1992	1992
DePaul	2	0	2	1931	1946
Detroit	2	0	2	1988	1990
Doane	1	1	0	1978	1978
Drake	4	1	3	1936	1967
Duke	1	0	1	1976	1976
Duquesne	7	2	5	1936	2008
East Carolina	10	5	5	2006	2011
East Central Okla	1	1	0	1942	1942
Eastern Illinois	1	1	0	2007	2007
Eastern New Mexico	1	1	0	1989	1989

Opponent	G	W	L	First	Last
Evansville	1	1	0	1997	1997
Fairfield (Conn.)	3	2	1	1980	1993
Florida	3	1	2	1960	1962
Florida State	7	2	5	1961	1997
Fordham	3	2	1	1941	1993
Fresno State	17	6	11	1997	2005
Furman	2	1	1	1966	2009
George Washington	1	1	0	1972	1972
Georgetown	3	0	3	1987	1990
Georgia Tech	14	5	9	1947	1973
Gonzaga	1	0	1	2007	2007
Grambling State	4	4	0	1991	2010
Harvard	2	1	1	2008	2009
Hawaii	20	6	14	1972	2005
Holy Cross	3	2	1	1984	1998
Houston	73	16	57	1972	2011
Houston Baptist	5	5	0	1973	2009
Idaho State	2	2	1	1966	2004
Illinois	3	0	3	1954	1975
Illinois Wesleyan	1	1	0	1930	1930
Indiana State	2	1	1	1988	1989
Iona	1	1	0	1967	1967
Iowa	1	0	1	1997	1997
Iowa State	2	0	2	1985	1998
IUPUI	1	0	1	2005	2005
Jackson State	1	1	0	1985	1985
Johns Hopkins	1	1	0	1982	1982
Kansas	13	3	10	1940	1997
Kent	2	1	1	1994	1995
Lamar	26	17	9	1954	2010

Opponent	G	W	L	First	Last	Opponent	G	W	L	First	Last	Opponent	G	W	L	First	Last	Opponent	G	W	L	First	Last
LaSalle	3	2	1	1940	1981	Montana	4	1	3	1985	1995	Pacific	4	2	2	1977	1991	San Francisco	2	1	1	1981	1981
Long Island	3	0	3	1936	1948	Mount St. Mary's (Md.)	1	0	1	1997	1997	Palm Beach Atlantic	1	1	0	2005	2005	San Jose State	16	10	6	1998	2005
Louisiana-Lafayette	10	6	4	1945	2005	Murray State	3	1	2	1992	2005	Paul Quinn College	1	1	0	2007	2007	Santa Clara	3	2	1	1981	2010
Louisiana-Monroe	2	0	2	1974	2007	Navy	8	6	2	1996	2004	Pennsylvania	2	1	1	1997	1997	Santa Fe	1	1	0	1931	1931
Louisiana College	3	3	0	1986	2002	Nevada	16	6	10	1988	2005	Pepperdine	3	1	2	1945	1981	Seton Hall	2	1	1	1968	1984
Louisiana State	42	25	17	1916	2010	Nevada-Las Vegas	3	1	2	1997	1999	Phillips	3	2	1	1941	1943	Siena	2	1	1	2001	2001
Louisiana Tech	12	5	7	1974	2005	New Hampshire	1	1	0	1989	1989	Pittsburg State (Kan.)	1	0	1	1942	1942	South Alabama	2	1	1	1975	2009
Loyola (Ill.)	1	1	0	1939	1939	New Mexico	5	1	4	1958	1999	Portland	2	1	1	1999	1999	South Florida	1	0	1	1997	1997
Loyola (La.)	3	3	0	1946	1999	New Mexico Highlands	1	1	0	2005	2005	Portland State	2	1	1	2000	2008	Southeastern La	3	2	1	1984	1986
Maine	1	1	0	1988	1988	New Mexico State	3	1	2	1957	1970	Prairie View A&M	6	6	0	1984	2006	Southern (La.)	7	6	1	1987	1998
Marquette	4	1	3	1946	2005	Niagara	3	1	2	1949	1979	Princeton	3	1	2	1996	2007	Southern California	7	2	5	1936	1979
Marshall	7	2	5	2006	2011	Nicholls State	1	0	1	1997	1997	Purdue	1	0	1	1939	1939	SMU	193	75	118	1918	2011
Mary Hardin-Baylor	1	1	0	1985	1985	North Carolina	3	0	3	1969	1971	Richmond	3	0	3	1986	2009	Southern Miss	9	4	5	1975	2011
McNeese State	2	1	1	1975	2009	NC-Greensboro	1	1	0	1976	1976	Rochester	1	0	1	1968	1968	Southwestern (Kan.)	3	3	0	1942	1986
Memphis	8	1	7	1966	2011	North Carolina State	3	1	2	1968	1981	Rockhurst University	2	2	0	1999	2005	Southwestern (Texas)	12	12	0	1915	1982
Miami (Ohio)	1	0	1	1967	1967	North Florida	1	1	0	2008	2008	Rutgers	1	0	1	1965	1965	Southwestern Okla	1	0	1	1943	1943
Miami (Fla.)	1	0	1	2010	2010	North Texas	10	2	8	1937	2010	Sacramento State	1	1	0	2009	2009	Stanford	8	0	8	1942	2004
Michigan	2	0	2	1991	1992	Northeastern Okla	1	1	0	1937	1937	Saint Louis	2	0	2	1947	1948	Stephen F.Austin	17	8	9	1933	2001
Michigan State	1	0	1	1991	1991	Northern Colorado	2	2	0	1969	1976	St. Bonaventure	3	2	1	1993	1996	Stetson	2	2	0	1997	2010
Middle Tennessee St	3	1	2	2000	2005	Northern Illinois	2	1	1	1988	1990	St. Edward's	1	1	0	2002	2002	Sul Ross State	1	1	0	1986	1986
Midwestern State	1	0	1	1920	1920	Northwestern	4	1	3	1950	2000	St. Francis (Pa.)	1	1	0	1969	1969	Syracuse	1	0	1	2005	2005
Minnesota	2	1	1	1956	1993	Northwestern State	5	5	0	1969	1999	St. Gregory's	1	1	0	2010	2010	Tarleton State	3	3	0	1973	1985
Mississippi	3	2	1	1983	1993	Notre Dame	3	1	2	1978	1985	St. John's (N.Y.)	3	1	2	1943	1957	Temple (Pa.)	1	0	1	1948	1948
Mississippi State	3	0	3	1960	1988	Oklahoma	10	2	8	1935	2008	St. Mary's (Calif.)	1	2	0	1998	2004	Tennessee	4	3	1	1951	1963
Missouri	7	0	7	1946	1975	Oklahoma City	3	2	1	1957	1964	St. Mary's (Texas)	7	7	0	1940	1983	UT-Chattanooga	1	0	1	1983	1983
Missouri-Kansas City	2	2	0	1987	1990	Oklahoma State	10	2	8	1923	1954	St. Thomas (Texas)	1	1	0	2010	2010	Texas	190	58	132	1915	2010
Missouri-Rolla	2	2	0	1997	1998	Old Dominion	1	0	1	1971	1971	Sam Houston State	45	35	10	1922	1994	Texas-Arlington	4	2	2	1971	1979
Missouri State	1	0	1	2005	2005	Oral Roberts	3	2	1	1994	2010	Samford	2	2	0	1990	1992	Texas-Pan American	11	5	6	1973	2004
Mobile	1	1	0	2005	2005	Oregon	4	1	3	1956	2006	San Diego	2	1	1	1986	1987	Texas-Permain Basin	1	1	0	2007	2007
Monmouth (N.J.)	2	1	1	1991	1993	Oregon State	2	1	1	1956	1977	San Diego State	4	1	3	1973	1998	Texas-San Antonio	6	2	4	1982	2008

SERIES RECORDS

Opponent	G	W	L	First	Last
Texas A&M	187	81	106	1915	2008
TAMU-Commerce	7	5	2	1916	1968
TAMU-Corpus Christi	2	2	0	1971	1971
TAMU-International	2	2	0	1987	2010
TAMU-Kingsville	4	4	0	1968	1992
TCU	175	90	85	1917	2011
Texas Lutheran	3	3	0	1975	1981
Texas Southern	3	3	0	1982	2005
Texas State	12	9	3	1920	2008
Texas Tech	91	28	63	1941	1996
Texas Wesleyan	4	3	1	1981	1991
Trinity (Texas)	12	9	3	1956	1987
Tulane	48	24	24	1916	2011
Tulsa	29	6	23	1997	2011
UAB	7	0	7	1980	2011
UALR	3	2	1	2007	2010
UCF	12	4	8	1977	2011
UCLA	2	0	2	1970	1976
UTEP	23	9	14	1997	2011
Utah	7	1	6	1963	2006
Vanderbilt	18	3	15	1951	2008
Virginia	2	0	2	1993	1994
Virginia Military	1	1	0	1972	1972
Virginia Tech	1	1	0	1962	1962
Wagner (N.Y.)	1	1	0	1980	1980
Wake Forest	2	0	2	1971	1973
Washington	2	1	1	1977	1992
Washington State	1	1	0	2004	2004
Wayland Baptist	3	3	0	1974	1978
Weber State	1	0	1	1998	1998

Opponent	G	W	L	First	Last
West Texas A&M	1	1	0	1944	1944
West Virginia	1	0	1	1997	1997
Western Carolina	1	1	0	2006	2006
Western Kentucky	1	0	1	1980	1980
Wichita State	1	1	0	1949	1949
William & Mary	2	2	0	1971	1971
Wisconsin	3	2	1	1957	1993
Wisconsin-Milwaukee	1	0	1	2004	2004
Wisconsin-Oshkosh	1	1	0	1988	1988
Wisconsin-Platteville	1	1	0	1989	1989
Wright State	2	2	0	1975	1980
Wyoming	4	1	3	1947	1999
Xavier (Ohio)	2	0	2	1977	1992
Yale	4	4	0	1970	2006

SERIES

East Carolina (5-5)

F15, 2006	W	62-54	Houston
J13, 2007	W	64-47	Greenville
F3, 2007	W	83-74	Houston
F6, 2008	L	45-64	Greenville
M5, 2008	L	68-75	¹ Katy
J31, 2009	W	76-70	Houston
F14, 2009	L	88-91 ot	Greenville
J30, 2010	W	69-58	Greenville
F20, 2010	L	76-65	Houston
F26, 2011	L	71-68	Houston

1 Leonard E. Merrell Center, Katy, Texas

Florida A&M

N22, 2011 First Meeting

Houston (16-57)

J8, 1972	L	73-101	¹ Houston	
J16, 1973	L	77-96	Autry Court	12
M5, 1973	L	72-116	Hofheinz Pavilion	8
J12, 1974	L	86-95	Autry Court	
M7, 1974	L	62-107	Hofheinz Pavilion	
J11, 1975	L	70-91	Hofheinz Pavilion	
M11, 1975	L	73-82	Autry Court	
J10, 1976	L	59-87	Hofheinz Pavilion	

F7, 1976	L	79-99	Autry Court	
J12, 1977	L	56-106	Hofheinz Pavilion	
F8, 1977	L	73-109	Autry Court	
J21, 1978	L	74-96	Hofheinz Pavilion	
F11, 1978	L	62-87	Autry Court	
M2, 1978	L	67-108	² Hofheinz Pavilion	
J20, 1979	L	75-101	Autry Court	
F10, 1979	L	72-75	Hofheinz Pavilion	
J3, 1980	L	70-78	Hofheinz Pavilion	
F25, 1980	L	80-92	² Hofheinz Pavilion	
J3, 1981	L	57-63	Autry Court	
F24, 1981	L	55-63	Hofheinz Pavilion	
J4, 1982	L	61-63	Hofheinz Pavilion	18
F23, 1982	L	69-75	Autry Court	
//J26, 1983	L	40-76	Autry Court	9
F26, 1983	L	52-86	Hofheinz Pavilion	2
J20, 1984	L	42-72	Hofheinz Pavilion	4
F22, 1984	L	54-70	Autry Court	3
M10, 1984	L	50-53	³ Houston	5
J16, 1985	L	73-77	Autry Court	
F17, 1985	L	91-96	Hofheinz Pavilion	
J11, 1986	W	71-68	Hofheinz Pavilion	
F12, 1986	L	69-71	Autry Court	
J10, 1987	L	36-71	Autry Court	
F7, 1987	L	62-75	Hofheinz Pavilion	

F3, 1988	L	67-84	Hofheinz Pavilion	
M5, 1988	L	65-81	Autry Court	
J4, 1989	L	75-90	Hofheinz Pavilion	
F5, 1989	W	67-66	Autry Court	
J6, 1990	L	69-84	Autry Court	
F7, 1990	L	67-84	Hofheinz Pavilion	
M9, 1990	L	81-90	⁴ Dallas	
J9, 1991	L	73-80 ot	Hofheinz Pavilion	
F10, 1991	W	79-69	Autry Court	
J18, 1992	L	60-74	Autry Court	
F18, 1992	L	83-86	Hofheinz Pavilion	
F2, 1993	W	65-61	Hofheinz Pavilion	
M3, 1993	W	89-78 ot	Autry Court	
F5, 1994	L	67-69	Autry Court	
M5, 1994	L	76-78	Hofheinz Pavilion	
J11, 1995	W	87-76	Hofheinz Pavilion	
F8, 1995	L	67-73	Autry Court	
J13, 1996	L	74-76	Autry Court	
F10, 1996	L	59-63	Hofheinz Pavilion	
N21, 1998	W	69-64	Autry Court	
D7, 1999	L	71-84 ot	Hofheinz Pavilion	
N21, 2000	W	65-45	Autry Court	
N29, 2001	L	61-62	Hofheinz Pavilion	
N27, 2002	W	71-53	Autry Court	
D4, 2003	W	62-52	Hofheinz Pavilion	

N30, 2004	W	74-73	Autry Court
J11, 2006	W	71-62	Autry Court
M1, 2006	L	71-74	Hofheinz Pavilion
J17, 2007	W	76-71	Autry Court
J31, 2007	L	63-70	Hofheinz Pavilion
M9, 2007	L	62-77	⁵ Memphis
J23, 2008	L	60-69	⁶ Houston
F23, 2008	L	62-71	Hofheinz Pavilion
F7, 2009	L	65-72	Hofheinz Pavilion
F28, 2009	L	51-56	Tudor Fieldhouse
J6, 2010	L	83-66	Tudor Fieldhouse
M3, 2010	L	78-70	Hofheinz Pavilion
J26, 2011	W	79-71 ot	Tudor Fieldhouse
M5, 2011	W	72-57	Hofheinz Pavilion

1 The Astrodome

2 SWC Playoff

3 SWC Post-Season Classic, The Summit, Houston

4 SWC Post-Season Classic, Reunion Arena, Dallas

5 Conference USA Tournament

6 Reliant Arena, Houston

Houston Baptist (5-0)

D15, 1973	W	93-89	Autry Court
D9, 1974	W	87-83	Autry Court
D5, 1994	W	72-65	Autry Court
N22, 1996	W	92-68	Autry Court
N15, 2009	W	60-46	Tudor Fieldhouse

Iowa State (0-2)

D27, 1985	L	60-94	¹ Nashville
D23, 1998	L	45-50	² Ames

1 Music City Invitational, Nashville, Tenn.

2 The Tribune Holiday Classic, Ames, Iowa

Lamar (17-9)

F16, 1954	W	69-65	Houston
D1, 1954	W	73-71	Beaumont
D7, 1954	W	91-74	Houston
D5, 1955	W	70-49	Houston
F4, 1956	W	70-48	Beaumont
D3, 1956	W	66-59	Beaumont
D1, 1960	L	53-65	Beaumont
D19, 1966	W	97-81	Houston
D11, 1971	W	67-65	Houston
D4, 1972	L	82-87	Beaumont
D8, 1973	W	79-67 ot	Houston

D20, 1982	L	49-56	Beaumont
D21, 1984	W	62-55	Houston
J30, 1988	L	70-85	Beaumont
D22, 1988	L	64-73	Houston
D22, 1999	L	40-51	Houston
D2, 2000	W	60-53	Beaumont
N20, 2001	W	91-62	Houston
D7, 2002	W	62-45	Houston
D18, 2003	W	84-78	Beaumont
D16, 2004	W	81-75	Houston
D6, 2006	W	83-71	Houston
D22, 2007	L	49-66	Beaumont
N25, 2008	L	53-61	Houston
D23, 2009	L	77-61	Beaumont
D4, 2010	W	75-73	Houston

Louisiana College (3-0)

D17, 1986	W	77-67	Houston
D9, 1998	W	83-51	Houston
D30, 2002	W	86-69	Houston

Mashall (2-5)

F8, 2006	W	78-75 ot	Huntington
F28, 2007	L	64-69	Huntington
J9, 2008	L	47-66	¹ Houston
M4, 2009	L	62-76	Huntington
M11, 2009	W	60-59	² Memphis
F24, 2010	L	77-54	Houston
F16, 2011	L	72-61	Huntington

1 Reliant Arena, Houston

2 Conference USA Tournament, Memphis

Memphis (1-7)

D8, 1966	L	54-63	Houston	
D4, 1967	L	56-64	Memphis	
F4, 2006	L	79-84	Houston	3
F22, 2007	L	63-99	Memphis	7
J16, 2008	L	50-77	¹ Houston	2
J21, 2009	L	52-80	Memphis	22
J16, 2010	L	80-68	Houston	
F19, 2011	W	67-52	Houston	

1 Reliant Arena, Houston

New Orleans

N 12, 2011	First Meeting
------------	---------------

Northern Iowa

N25, 2011 First Meeting

St. Thomas (Texas) (1-0)

N12, 2010 W 63-51 Houston

Santa Clara (2-1)

D21, 1981 W 74-56 Santa Clara

D16, 2009 W 70-57 Houston

N18, 2010 L 66-65 Santa Clara

Southern

N17, 2011 First Meeting

SMU (75-118)

F18, 1918 L 23-32 Houston

F19, 1918 W 35-30 Houston

F17, 1919 L 17-27 Dallas

F18, 1919 L 20-32 Dallas

F24, 1919 L 24-40 Houston

F25, 1919 L 17-29 Houston

J26, 1920 W 24-23 Dallas

F10, 1921 W 27-20 Houston

F4, 1922 L 16-20 Dallas

F13, 1922 L 19-23 Dallas

J30, 1925 L 23-30 Dallas

F7, 1925 W 31-19 Houston

F20, 1926 L 9-29 Dallas

F26, 1926 L 9-23 Houston

J22, 1927 L 15-44 Dallas

F25, 1927 L 20-39 Houston

J14, 1928 L 20-33 Houston

F25, 1928 L 26-43 Dallas

F9, 1929 L 20-26 Houston

F18, 1929 L 28-29 Dallas

J11, 1930 L 40-41 Houston

J17, 1930 L 28-34 Dallas

J10, 1931 L 28-44 Dallas

F23, 1931 L 39-59 Houston

J18, 1932 W 24-19 Dallas

F17, 1932 W 28-22 Houston

J23, 1933 W 34-33 Dallas

F28, 1933 L 24-26 Houston

J13, 1934 W 37-25 Houston

F24, 1934 L 30-36 Dallas

J15, 1935 L 19-32 Dallas

F16, 1935 W 32-30 Houston

J20, 1936 W 42-26 Dallas

F29, 1936 L 34-43 Houston

F12, 1937 L 36-38 Dallas

F27, 1937 L 32-35 Houston

F12, 1938 L 23-42 Houston

F18, 1938 L 35-50 Dallas

J20, 1939 L 31-33 Dallas

F18, 1939 W 39-36 Houston

J13, 1940 W 36-34 Dallas

J22, 1940 W 52-33 Dallas

J21, 1941 L 36-43 Dallas

F18, 1941 W 63-38 Houston

J13, 1942 W 55-35 Dallas

F14, 1942 W 65-31 Dallas

F13, 1943 W 53-33 Houston

F20, 1943 W 50-39 Dallas

J8, 1944 W 54-34 Houston

J29, 1944 W 38-27 Dallas

J12, 1945 W 70-62 Houston

F10, 1945 W 72-53 Dallas

J5, 1946 W 49-29 Houston

J11, 1946 W 55-50 Dallas

F7, 1947 L 48-88 Dallas

F28, 1947 L 74-75 Houston

F7, 1948 L 54-65 Houston

F21, 1948 L 52-54 Dallas

F7, 1949 L 46-47 Houston

F10, 1949 W 62-50 Houston

J7, 1950 L 61-63 Houston

F13, 1950 L 48-55 Dallas

J16, 1951 W 75-69 Houston

F24, 1951 L 46-58 Dallas

----- W 52-47 ot Houston

J5, 1952 L 53-57 Dallas

F19, 1952 W 72-57 Dallas

D30, 1952 L 62-71 'Dallas

J6, 1953 W 65-54 Houston

M3, 1953 L 64-68 Dallas

D29, 1953 W 80-79 'Dallas

J5, 1954 L 66-79 Dallas

M2, 1954 W 90-64 Houston

D29, 1954 L 63-88 'Dallas

J8, 1955 L 67-76 Dallas

F26, 1955 L 82-86 ot Houston

D30, 1955 L 73-76 ot 'Dallas

J4, 1956 L 65-87 Dallas

F28, 1956 L 75-89 Houston 9

J15, 1957 L 57-59 Dallas 3

F23, 1957 L 72-75 Houston 6

J7, 1958 W 78-74 Houston

F18, 1958 L 59-70 Dallas

D29, 1958 W 81-79 'Dallas

F7, 1959 L 54-72 Dallas

F14, 1959	L	57-60	Houston	F8, 1972	L	65-74	Houston	F8, 1984	L	54-58	Houston	F1, 1997	W	62-58	Houston
F9, 1960	L	58-75	Dallas	F29, 1972	L	69-78	Dallas	J2, 1985	L	57-66	Houston	F27, 1997	L	53-59	Dallas
F16, 1960	L	58-75	Houston	J20, 1973	L	77-79	Dallas	F3, 1985	L	52-68	Dallas	J31, 1998	L	67-91	Dallas
F1, 1961	L	53-65	Dallas	F13, 1973	L	68-79	Houston	J29, 1986	L	52-68	Houston	F26, 1998	L	67-69	Houston
F24, 1961	W	64-63	Houston	F2, 1974	W	72-69	Houston	M1, 1986	L	42-48	Dallas	J28, 1999	W	84-79 ot	Houston
F3, 1962	W	61-53	Houston	F26, 1974	L	79-89	Dallas	J24, 1987	L	43-63	Dallas	F27, 1999	W	66-57	Dallas
F17, 1962	L	63-68	Dallas	F1, 1975	L	67-76	Dallas	F25, 1987	L	79-95	Houston	J8, 2000	L	71-80	Dallas
F2, 1963	W	72-75	Houston	M8, 1975	W	84-82 2ot	Houston	J16, 1988	L	60-72	Houston	F7, 2000	L	50-65	Houston
F16, 1963	L	79-89	Dallas	J28, 1976	L	67-85	Houston	F17, 1988	L	68-86	Dallas	J18, 2001	L	54-72	Dallas
J11, 1964	L	72-92	Dallas	F3, 1976	L	71-91	Dallas	J19, 1989	L	57-67	Dallas	F5, 2001	L	56-66	Houston
M5, 1964	W	97-90	Houston	J4, 1977	L	71-81	Dallas	F18, 1989	W	67-65	Houston	J17, 2002	L	49-76	Dallas
J5, 1965	L	62-64	Houston	J10, 1977	L	61-72	Houston	J20, 1990	W	58-55 ot	Houston	F16, 2002	L	61-63	Houston
F23, 1965	L	80-100	Dallas	J9, 1978	L	65-80	Dallas	F21, 1990	L	64-65	Dallas	J23, 2003	L	83-89	Houston
F5, 1966	L	89-112	Dallas	J30, 1978	L	73-76	Houston	J23, 1991	L	73-77	Dallas	F22, 2003	L	63-73	Dallas
F11, 1966	L	79-99	Houston	J8, 1979	W	78-76	Houston	F23, 1991	W	71-62	Houston	J20, 2004	W	80-40	Houston
J14, 1967	L	76-84	Dallas	J29, 1979	L	67-80	Dallas	F1, 1992	W	66-56	Houston	M6, 2004	W	71-66	Dallas
F25, 1967	L	84-85	Houston	J22, 1980	L	83-85	Houston	M2, 1992	W	58-53 ot	Dallas	D30, 2004	W	66-64 ot	Houston
J9, 1968	W	73-71	Houston	F12, 1980	L	81-82 ot	Dallas	F6, 1993	L	77-78 ot	Dallas	M5, 2005	W	80-75 2ot	Dallas
F27, 1968	W	76-75	Dallas	J24, 1981	W	60-59	Dallas	F27, 1993	W	90-67	Houston	M10, 2005	W	63-47	² Reno
J18, 1969	L	80-101	Houston	F17, 1981	W	70-62	Houston	J11, 1994	W	71-61	Houston	J21, 2006	L	69-80 ot	Dallas
M4, 1969	W	96-90	Dallas	J25, 1982	W	42-40	Houston	F13, 1994	W	65-63	Dallas	M4, 2006	W	68-66	Houston
J24, 1970	W	77-75	Dallas	F16, 1982	W	70-48	Dallas	J14, 1995	W	85-71	Dallas	M8, 2006	L	59-61	³ Memphis
F10, 1970	W	66-63	Houston	J10, 1983	L	52-57	Houston	F11, 1995	W	63-55	Houston	F10, 2007	W	63-60	Dallas
J26, 1971	W	78-67	Houston	F12, 1983	L	57-64	Dallas	J17, 1996	W	69-51	Houston	F24, 2007	W	75-66	Houston
F23, 1971	L	87-95	Dallas	J7, 1984	L	60-71	Dallas	F14, 1996	W	71-70	Dallas	F9, 2008	L	53-68	Dallas

M8, 2008	L	58-61	⁴ Katy
J14, 2009	W	69-57	Houston
F21, 2009	L	66-69	Dallas
J20, 2010	L	73-65	Houston
F17, 2010	L	67-57	Dallas
J29, 2011	L	75-68	Houston
F23, 2011	L	76-66	ot Dallas
M9, 2011	W	58-57	³ El Paso

1 SWC Preseason Tournament

2 WAC Tournament

3 Conference USA Tournament

4 Leonard E. Merrell Center, Katy, Texas

Southern Miss (4-5)

N29, 1975	L	69-87	Hattiesburg
D4, 1976	W	80-77	Houston
J25, 2006	W	67-61	Hattiesburg
F2, 2007	W	70-55	Houston
J26, 2008	L	53-71	Hattiesburg
M12, 2008	L	50-59	¹ Memphis
F11, 2009	W	88-72	Houston
F13, 2010	L	66-50	Hattiesburg
J12, 2011	L	81-78	ot Houston

1 Conference USA Tournament

Temple (0-1)

D29, 1948	L	59-70	Philadelphia
-----------	---	-------	--------------

Texas (58-132)

F3, 1915	L	14-28	Houston
F11, 1916	L	27-37	Austin
F21, 1916	L	16-17	Houston
J29, 1917	L	18-30	Austin
J30, 1917	W	24-18	Houston
F9, 1917	L	24-26	Houston
F10, 1917	W	27-14	Houston
F1, 1918	L	16-28	Houston
F2, 1918	L	25-32	Houston
F25, 1918	W	40-36	Austin
F26, 1918	W	31-27	Austin
J31, 1919	L	22-23	Houston
F1, 1919	L	22-38	Houston
F14, 1919	L	25-28	Austin
F15, 1919	L	11-36	Austin
F11, 1920	L	12-20	Houston
F14, 1920	W	24-13	Austin
J28, 1921	L	9-32	Austin
J29, 1921	L	13-35	Austin

F23, 1921	L	31-35	Houston
F24, 1921	W	24-22	Houston
J27, 1922	L	13-33	Houston
J28, 1922	L	12-29	Houston
F24, 1922	L	8-21	Austin
F25, 1922	L	11-36	Austin
F9, 1923	L	17-36	Austin
F10, 1923	L	17-24	Austin
F23, 1923	W	29-21	Houston
F24, 1923	W	32-26	Houston
J18, 1924	L	14-33	Houston
J19, 1924	L	22-40	Houston
F8, 1924	L	10-39	Austin
F9, 1924	L	9-32	Austin
F14, 1925	L	16-20	Houston
F24, 1925	L	13-28	Austin
J16, 1926	W	22-17	Houston
F23, 1926	L	9-27	Austin
J17, 1927	L	19-28	Austin
F2, 1927	L	24-30	Houston
J21, 1928	L	27-37	Austin
F1, 1928	L	34-36	Houston
J28, 1929	L	25-55	Austin

F26, 1929	L	32-33	Houston
J7, 1930	L	24-39	Houston
F17, 1930	L	23-31	Austin
F14, 1931	W	50-42	Houston
F25, 1931	W	23-16	Austin
J23, 1932	L	19-26	Austin
F24, 1932	W	25-22	Houston
F14, 1933	L	24-33	Houston
F22, 1933	L	31-59	Austin
J20, 1934	L	38-40	Austin
F20, 1934	W	45-34	Houston
F9, 1935	W	43-35	Houston
M3, 1935	W	34-28	Austin
J8, 1936	L	32-41	Austin
F12, 1936	L	33-37	Houston
J16, 1937	W	28-20	Austin
F25, 1938	L	35-53	Austin
F8, 1938	W	42-41	Houston
J7, 1939	W	45-41	Houston
F25, 1939	L	41-50	Austin
J6, 1940	L	46-50	Houston
F27, 1940	W	42-41	Austin
J7, 1941	L	37-48	Austin

M1, 1941	W	73-64	Houston		F7, 1953	L	46-58	Austin		F21, 1961	L	79-81	Austin		J30, 1973	L	73-88	Austin	
J7, 1942	W	62-38	Houston		F24, 1953	W	61-56	Houston		J12, 1962	W	89-64	Houston		F24, 1973	L	68-75	Houston	
F28, 1942	W	61-41	Austin		D30, 1953	W	65-58	² Houston		F10, 1962	L	82-83	Austin		J22, 1974	L	71-82	Houston	
J6, 1943	L	36-55	Austin		J15, 1954	L	66-74	Austin		J3, 1963	L	49-54	Austin		F16, 1974	L	76-85	Houston	
F9, 1943	W	50-39	Houston		F13, 1954	W	61-51	Houston		F26, 1963	L	59-77	Houston		F11, 1975	L	59-60	Austin	
F2, 1944	W	56-34	Houston		F27, 1954	W	70-62	³ Houston		F11, 1964	L	80-98	Houston		F18, 1975	L	62-68	Houston	
F16, 1944	W	62-43	Austin		F28, 1954	W	72-71	³ Austin		F25, 1964	L	83-93	Austin		J24, 1976	L	56-74	Houston	
J31, 1945	W	59-48	Austin		J14, 1955	W	58-52	Austin		F2, 1965	L	63-76	Austin		F21, 1976	L	70-90	Austin	
F14, 1945	W	74-45	Houston		F8, 1955	W	79-70	Houston		F13, 1965	L	72-75	Houston		J24, 1977	L	68-74	Houston	15
D28, 1945	W	55-42	¹ Oklahoma City		D29, 1955	W	80-72	² Houston		J4, 1966	L	85-94	Austin		F22, 1977	L	51-90	Austin	14
F2, 1946	L	46-71	Austin		J16, 1956	W	83-58	Houston		F22, 1966	L	82-91	Houston		J17, 1978	L	64-78	Austin	
F13, 1946	L	48-50	Houston		F21, 1956	L	82-94	Austin		F7, 1967	L	73-81	Austin		F7, 1978	L	86-102	Houston	12
J18, 1947	W	67-53	Houston		J11, 1957	W	76-66	Austin		F14, 1967	L	76-81	Houston		J16, 1979	L	81-94	Houston	
F22, 1947	L	60-67	Austin		F16, 1957	W	79-63	Houston		F3, 1968	L	64-68	Austin		F6, 1979	L	52-95	Austin	
J5, 1948	L	44-59	Houston		F4, 1958	W	102-68	Houston		F17, 1968	L	83-94	Houston		J28, 1980	L	76-87	Houston	
F16, 1948	W	54-47	Austin		F28, 1958	L	78-86	Austin		F5, 1969	W	76-71	Houston		F22, 1980	L	56-76	Austin	
J15, 1949	W	45-37	Austin		D26, 1958	W	62-43	² Houston		F18, 1969	L	80-81	Austin		J28, 1981	W	46-40 ot	Austin	
F23, 1949	W	65-49	Houston	20	J3, 1959	L	58-61	Houston		J31, 1970	L	67-75	Austin		F28, 1981	L	80-90	Houston	
J12, 1950	L	52-55	Austin		M3, 1959	L	54-63	Austin		F21, 1970	W	75-67	Houston		M2, 1981	L	44-58	³ Austin	
J6, 1951	L	54-56	Houston		D28, 1959	L	53-79	² Houston		F2, 1971	L	68-84	Austin		F1, 1982	W	80-49	Houston	5
F5, 1951	L	51-77	Austin		J9, 1960	L	50-52	Austin		M6, 1971	L	88-94	Houston		F27, 1982	W	60-59	Austin	
J15, 1952	L	53-60	Houston		F29, 1960	L	62-86	Austin		J15, 1972	L	63-87	Austin		J19, 1983	L	45-47	Austin	
F26, 1952	L	48-54	Austin		F4, 1961	W	63-59	Houston		F12, 1972	L	67-83	Houston		F19, 1983	W	71-56	Houston	

J14, 1984 W 63-49 Houston
 F15, 1984 L 57-61 Austin
 J9, 1985 L 53-65 Houston
 F10, 1985 L 65-66 Austin
 J4, 1986 L 46-57 Houston
 F5, 1986 L 56-62 Austin
 J3, 1987 L 52-72 Austin
 F1, 1987 L 69-70 Houston
 J10, 1988 W 77-75 Austin
 F10, 1988 L 66-68 Houston
 J11, 1989 L 65-66 Houston
 F11, 1989 L 74-116 Austin
 J27, 1990 L 84-97 Austin
 F28, 1990 L 84-86 Houston
 J12, 1991 L 79-92 Houston
 F12, 1991 L 64-65 Austin
 F4, 1992 L 87-88 Austin
 M5, 1992 W 103-97 Houston
 J5, 1993 W 92-87 Austin
 J30, 1993 W 101-83 Houston
 M12, 1993 L 76-81 ⁴Dallas
 F1, 1994 L 70-85 Austin
 M2, 1994 L 70-78 Houston

24

M11, 1994 L 89-101 ⁴Dallas
 F4, 1995 L 56-88 Austin
 M5, 1995 L 74-108 ⁵Houston
 M10, 1995 L 75-78 ⁴Dallas
 J6, 1996 W 80-69 Austin
 F7, 1996 L 64-79 Houston
 D5, 2005 L 85-58 ⁶Houston 2
 D8, 2007 L 54-80 ⁶Houston 4
 N30, 2008 L 56-77 Austin 6
 N29, 2009 L 77-59 Houston 3
 N27, 2010 L 62-59 Austin 20

- 1 All-College Tournament, Oklahoma City, Okla.
- 2 SWC Preseason Tournament, Houston
- 3 SWC Playoffs
- 4 SWC Post-Season Classic, Reunion Arena, Dallas
- 5 The Summit, Houston
- 6 Toyota Center, Houston

Texas A&M (81-106)

F6, 1915 W 27-15 Houston
 F12, 1916 L 20-25 College Station
 F18, 1916 W 16-9 Houston
 F19, 1916 W 24-22 Houston
 J15, 1917 W 19-16 Houston
 J16, 1917 L 13-21 College Station
 F26, 1917 L 23-24 Houston
 F27, 1917 L 20-27 College Station
 J24, 1918 W 18-14 College Station
 J25, 1918 L 21-25 College Station
 M1, 1918 W 27-26 Houston
 M2, 1918 W 29-21 Houston
 J30, 1920 L 16-39 Houston
 J31, 1920 L 10-28 Houston
 F20, 1920 L 13-43 College Station
 F21, 1920 L 13-28 College Station
 J21, 1921 L 18-19 Houston
 J22, 1921 L 17-35 Houston
 F17, 1921 L 16-26 College Station
 F18, 1921 L 18-28 College Station
 J20, 1922 L 7-22 College Station
 J21, 1922 L 12-19 College Station

F17, 1922 L 6-15 Houston
 F18, 1922 L 9-13 Houston
 J26, 1923 L 24-33 College Station
 J27, 1923 W 26-15 College Station
 F16, 1923 L 25-29 Houston
 F17, 1923 L 23-25 Houston
 J25, 1924 L 13-23 College Station
 J26, 1924 L 14-22 College Station
 F15, 1924 L 26-31 Houston
 F16, 1924 W 28-26 Houston
 1924-25 L 17-35 College Station
 J28, 1925 L 21-29 Houston
 J22, 1926 L 29-31 Houston
 J26, 1926 L 28-32 College Station
 J14, 1927 L 28-29 Houston
 F23, 1927 L 20-40 College Station
 J7, 1928 L 23-27 Houston
 J30, 1928 W 33-30 College Station
 J10, 1929 L 29-33 College Station
 J15, 1929 W 38-30 Houston
 J21, 1930 W 23-17 Houston
 F8, 1930 W 26-17 College Station
 J24, 1931 W 27-24 Houston

F17, 1931	L	23-26	Houston	J20, 1943	W	42-33	Houston	J9, 1954	W	78-53	Houston	F15, 1964	L	67-79	College Station
J9, 1932	W	40-26	Houston	F27, 1943	W	40-30	College Station	F9, 1954	W	61-47	College Station	D16, 1964	L	60-69	Houston
F16, 1932	L	6-27	College Station	J22, 1944	W	63-33	College Station	J4, 1955	W	61-41	Houston	J16, 1965	L	55-93	Houston
D13, 1932	W	50-35		F8, 1944	W	67-33	Houston	M1, 1955	W	67-52	College Station	F16, 1965	L	93-104	College Station
J7, 1933	W	35-18		J6, 1945	W	53-22	College Station	D28, 1955	W	110-81	¹ Houston	D15, 1965	L	81-89	² Houston
F11, 1933	L	18-26	Houston	J20, 1945	W	66-25	Houston	J7, 1956	W	89-77	Houston	J8, 1966	L	85-92	Houston
J10, 1934	W	31-29	Houston	J16, 1946	W	36-34	College Station	F24, 1956	W	85-61	College Station	F25, 1966	L	65-93	College Station
F28, 1934	L	36-40	College Station	F9, 1946	W	64-59	Houston	D29, 1956	W	66-44	¹ Houston	J3, 1967	L	66-69	College Station
J5, 1935	W	46-32	Houston	J25, 1947	L	39-52	College Station	J3, 1957	W	53-39	College Station	F11, 1967	W	101-79	Houston
F19, 1935	W	33-23	College Station	F12, 1947	W	53-48	Houston	M1, 1957	W	57-55	Houston	F6, 1968	L	66-75	Houston
F14, 1936	W	38-32	College Station	J21, 1948	W	49-47	Houston	J10, 1958	W	62-59	College Station	F13, 1968	L	58-78	College Station
F25, 1936	W	44-29	Houston	F13, 1948	W	52-48	College Station	F11, 1958	W	67-57	Houston	F8, 1969	L	82-90	College Station
J6, 1937	W	32-25	Houston	J13, 1949	W	54-53	Houston	D27, 1958	L	59-60	¹ Houston	F15, 1969	L	83-84	Houston
J27, 1937	L	24-28	College Station	M4, 1949	W	53-39	College Station	J6, 1959	W	70-65	College Station ¹⁹	J27, 1970	W	68-58	Houston
J15, 1938	L	39-45	College Station	J18, 1950	L	37-56	College Station	F28, 1959	W	74-67	Houston	M3, 1970	L	86-91	College Station
M1, 1938	L	45-52	Houston	F18, 1950	W	62-52	Houston	J19, 1960	L	43-61	Houston ¹⁰	J19, 1971	L	73-74	Houston
J5, 1939	W	51-39	College Station	F25, 1950	L	41-55		F13, 1960	L	53-94	College Station ¹²	F13, 1971	W	73-71	College Station
J16, 1939	W	37-29	Houston	J4, 1951	L	39-51	College Station	F7, 1961	L	59-79	College Station	F1, 1972	L	70-80	Houston
J18, 1940	W	62-44	College Station	F17, 1951	L	41-45	Houston	F18, 1961	L	58-65	Houston	F26, 1972	W	73-69	College Station
J23, 1940	W	67-54	Houston	J11, 1952	L	44-55	College Station	F6, 1962	L	73-88	College Station	J27, 1973	W	81-75	Houston
J11, 1941	W	68-34	Houston	M1, 1952	L	54-56	Houston	F20, 1962	W	63-62	Houston	F20, 1973	L	80-90	College Station
F22, 1941	W	50-46	College Station	J24, 1953	W	52-34	Houston	J8, 1963	L	61-71	College Station	J26, 1974	L	79-80	College Station
J10, 1942	L	34-36	Houston	F14, 1953	W	69-56	College Station	M5, 1963	W	73-70	Houston	F19, 1974	L	82-96	Houston
J21, 1942	W	44-42	College Station	D28, 1953	W	55-43	¹ Houston	F1, 1964	L	70-74	Houston	J21, 1975	L	61-64	Houston

F22, 1975 L 66-99 College Station
 F24, 1976 L 67-98 Houston
 J29, 1977 L 60-93 College Station
 F17, 1977 L 61-79 Houston
 J28, 1978 L 70-74 College Station
 F21, 1978 L 75-81 Houston
 J27, 1979 L 62-81 Houston 14
 F20, 1979 L 60-92 College Station
 J19, 1980 L 65-84 Houston
 F9, 1980 L 53-55 College Station
 J20, 1981 W 54-50 College Station
 F14, 1981 L 56-71 Houston
 J23, 1982 L 59-68 Houston
 F13, 1982 L 71-82 College Station
 J8, 1983 L 63-76 College Station
 F9, 1983 L 45-51 Houston
 J4, 1984 L 47-52 Houston
 F4, 1984 W 43-42 College Station
 J30, 1985 L 52-64 Houston
 M2, 1985 L 62-79 College Station
 J25, 1986 L 55-68 College Station
 F26, 1986 L 62-70 Houston
 J21, 1987 W 69-67 Houston
 F21, 1987 L 63-60 College Station

J20, 1988 L 70-75 College Station
 F20, 1988 L 55-67 Houston
 J21, 1989 W 79-77 Houston
 F22, 1989 L 58-72 College Station
 J24, 1990 L 82-84 College Station
 F24, 1990 L 95-103 Houston
 J26, 1991 W 98-76 Houston
 F27, 1991 W 72-55 College Station
 J25, 1992 W 79-64 College Station
 F26, 1992 W 77-70 Houston
 J12, 1993 W 66-65 College Station
 M6, 1993 L 76-82 Houston
 J16, 1994 L 64-67 Houston
 F19, 1994 L 61-75 College Station
 J17, 1995 W 66-62 ³Houston
 F15, 1995 W 75-69 College Station
 M9, 1995 W 84-75 ⁴Dallas
 J20, 1996 L 56-78 College Station
 F17, 1996 W 60-55 Houston
 D11, 2000 L 53-56 ⁵Houston
 D31, 2007 L 41-68 College Station 12
 D31, 2008 L 60-72 Houston

- 1 SWC Preseason Tournament, Houston**
- 2 Bluebonnet Classic, Atruy Court**
- 3 The Summit, Houston**
- 4 SWC Classic, Reunion Arena, Dallas**
- 5 Compaq Center, Houston**

TCU (90-85)

F15, 1917 W 37-16 Houston
 F16, 1917 W 43-16 Houston
 J16, 1919 L 17-25 Fort Worth
 J17, 1919 L 18-23 Fort Worth
 J15, 1920 W 50-20 Houston
 J9, 1924 L 13-18 Houston
 J10, 1924 L 9-16 Houston
 F29, 1924 L 30-31 Fort Worth
 M1, 1924 L 34-35 Fort Worth
 F12, 1925 L 21-29 Houston
 F20, 1925 L 12-26 Houston
 J21, 1926 L 24-27 Houston
 F15, 1926 L 21-41 Fort Worth
 F21, 1927 L 21-27 Houston
 F13, 1928 W 21-20 Fort Worth
 F24, 1928 L 15-21 Fort Worth
 J21, 1929 L 27-28 Houston

F19, 1929 L 26-27 Fort Worth
 J18, 1930 L 24-33 Fort Worth
 F3, 1930 W 24-23 Houston
 J9, 1931 L 38-49 Fort Worth
 F21, 1931 L 29-49 Houston
 J16, 1932 L 22-47 Fort Worth
 F20, 1932 L 28-47 Houston
 J24, 1933 L 23-49 Fort Worth
 F25, 1933 L 34-37 Houston
 F12, 1934 L 27-29 Houston
 F26, 1934 L 25-42 Fort Worth
 J14, 1935 W 36-34 Fort Worth
 F22, 1935 W 29-25 Houston
 J18, 1936 W 34-20 Fort Worth
 M2, 1936 W 45-29 Houston
 F13, 1937 W 43-36 Fort Worth
 M1, 1937 W 43-34 Houston
 F14, 1938 W 62-57 Houston
 F19, 1938 L 48-50 Fort Worth
 J21, 1939 W 44-41 Fort Worth
 F16, 1939 W 44-30 Houston
 J5, 1940 W 57-41 Houston
 J12, 1940 W 48-24 Fort Worth
 J20, 1941 W 61-43 Fort Worth

F17, 1941	W	59-46	Houston	1953	W	64-54		M1, 1963	W	83-76	Fort Worth	M4, 1975	L	61-89	Fort Worth
F12, 1942	W	44-37	Fort Worth	J20, 1953	L	60-69	Houston	J4, 1964	W	82-73	Fort Worth	J19, 1976	L	85-103	Fort Worth
F20, 1942	W	52-32	Houston	F21, 1953	W	76-56	Fort Worth	F29, 1964	W	104-86	Houston	F17, 1976	W	93-78	Houston
J11, 1943	L	23-27	Houston	J12, 1954	W	69-52	Houston	F9, 1965	L	75-94	Houston	J22, 1977	W	69-66	Fort Worth
F22, 1943	W	36-28	Fort Worth	F26, 1954	W	72-65	Fort Worth	M4, 1965	L	86-98	Fort Worth	F19, 1977	W	93-72	Houston
J28, 1944	W	48-38	Fort Worth	J18, 1955	W	73-63	Houston	J11, 1966	L	79-97	Fort Worth	J23, 1978	W	66-58	Houston
F11, 1944	W	63-34	Houston	F19, 1955	L	80-84	Fort Worth	M3, 1966	L	86-93	Houston	F13, 1978	L	54-57	Fort Worth
J13, 1945	W	50-44	Houston	J10, 1956	W	80-60	Houston	F4, 1967	W	89-81	Houston	J22, 1979	W	59-56	Fort Worth
F9, 1945	W	68-47	Fort Worth	F8, 1956	W	89-72	Fort Worth	F21, 1967	L	74-83	Fort Worth	F12, 1979	W	84-80	Houston
J4, 1946	W	58-45	Houston	J5, 1957	L	50-62	Fort Worth	J3, 1968	L	75-84	Fort Worth	J5, 1980	W	57-47	Houston
J12, 1946	L	49-55	Fort Worth	F9, 1957	W	90-79	Houston	F20, 1968	W	73-69	Houston	J30, 1980	W	60-59	Fort Worth
F8, 1947	L	50-55	Fort Worth	D28, 1957	L	55-57	Houston\$	J14, 1969	W	71-64	Fort Worth	J6, 1981	W	57-51	Fort Worth
M1, 1947	W	64-53	Houston	J13, 1958	L	68-92	Fort Worth	M1, 1969	W	95-88	Houston	J31, 1981	W	58-54	Houston
F6, 1948	W	68-54	Houston	F22, 1958	L	65-90	Houston	J20, 1970	L	88-97	Fort Worth	J9, 1982	L	64-65	Houston
F20, 1948	W	55-52	Fort Worth	J13, 1959	L	52-59	Houston	F28, 1970	W	82-73	Houston	F3, 1982	L	57-58	Fort Worth
F18, 1949	W	62-44	Fort Worth	F18, 1959	L	64-68	Fort Worth	F9, 1971	W	89-63	Houston	J15, 1983	L	8-57	Houston
F9, 1949	W	66-59	Houston	D29, 1959	L	72-83	¹ Houston	F20, 1971	L	86-102	Fort Worth	F16, 1983	L	50-72	Fort Worth
F11, 1950	L	36-64	Fort Worth	J12, 1960	L	63-86	Fort Worth	J29, 1972	L	55-69	Fort Worth	M7, 1983	L	49-74	² Fort Worth
J9, 1951	L	66-87	Fort Worth	F26, 1960	L	65-67	ot Houston	F22, 1972	L	68-75	Houston	J11, 1984	W	43-43	Fort Worth
F12, 1951	W	54-49	Houston	J10, 1961	W	82-60	Houston	J13, 1973	W	83-73	Houston	F11, 1984	W	56-37	Houston
D28, 1951	L	57-60	¹ Houston	M2, 1961	W	81-71	Fort Worth	F10, 1973	L	71-72	Fort Worth	M6, 1984	W	64-52	² Houston
J8, 1952	L	30-42	ot Houston	J6, 1962	W	71-63	Houston	F5, 1974	W	73-67	Fort Worth	J5, 1985	W	63-62	Houston
F12, 1952	L	49-83	Fort Worth	F27, 1962	L	73-75	Fort Worth	M2, 1974	W	82-72	Houston	F6, 1985	W	62-61	Fort Worth
D26, 1952	W	68-49	¹ Houston	J5, 1963	W	78-63	Houston	F4, 1975	W	88-67	Houston	J2, 1986	L	64-66	Fort Worth

20

16

F1, 1986	L	48-69	Houston	
M7, 1986	L	59-78	³ Dallas	
J28, 1987	L	38-64	Fort Worth	16
F28, 1987	L	69-85	Houston	15
J13, 1988	W	74-69	Houston	
F13, 1988	L	58-73	Fort Worth	
J15, 1989	L	64-70	Fort Worth	
F15, 1989	W	70-67	Houston	
J17, 1990	W	66-64	ot Houston	
F17, 1990	L	55-67	Fort Worth	
J19, 1991	L	68-78	Fort Worth	
F19, 1991	W	69-57	Houston	
M8, 1991	W	76-57	³ Dallas	
J28, 1992	L	50-76	Houston	
F29, 1992	L	59-64	Fort Worth	
J16, 1993	W	84-67	Houston	
F13, 1993	W	68-50	Fort Worth	
J19, 1994	W	102-76	Fort Worth	
F16, 1994	W	84-65	Houston	
J22, 1995	L	93-102	Houston	
F19, 1995	W	74-73	Fort Worth	
J22, 1996	L	71-80	Fort Worth	
F21, 1996	L	67-70	Houston	
M7, 1996	W	78-67	³ Dallas	

J30, 1997	W	82-80	Houston	
M1, 1997	L	79-85	Fort Worth	
J29, 1998	L	67-97	Fort Worth	
F28, 1998	L	73-86	Houston	15
J30, 1999	W	76-69	Houston	24
F25, 1999	L	62-63	Fort Worth	
F3, 2000	L	70-83	Houston	
M3, 2000	L	62-85	Fort Worth	
J20, 2001	W	73-66	Fort Worth	
F10, 2001	W	76-72	Houston	
N13, 2007	L	49-76	Fort Worth	
D29, 2007	W	70-65	⁴ Katy	
J2, 2010	L	70-58	Fort Worth	
J2, 2011	W	70-61	Houston	

1 SWC Preseason Tournament, Dallas

2 SWC Playoff

3 SWC Classic, Reunion Arena, Dallas

4 Leonard E. Merrell Center, Katy, Texas

Tulane (24-24)			
F7, 1916	W	33-18	Houston
F8, 1916	W	42-18	Houston
F25, 1916	W	27-25	New Orleans
F26, 1916	W	29-13	New Orleans
D10, 1938	W	40-18	Houston
D28, 1946	L	57-60	¹ Oklahoma City
D4, 1948	L	66-55	New Orleans
D9, 1949	L	58-65	New Orleans
D9, 1950	W	70-66	Houston
D4, 1951	L	64-67	New Orleans
D18, 1952	W	62-56	Houston
D14, 1953	W	56-49	New Orleans
D13, 1954	L	63-68	New Orleans
D10, 1955	W	83-53	Houston
D15, 1958	W	60-51	New Orleans
D14, 1959	W	93-79	Houston
D12, 1960	L	83-84	ot New Orleans
D11, 1961	W	69-65	Houston
D10, 1962	L	78-82	New Orleans
D9, 1963	W	90-62	Houston
D11, 1967	W	88-81	Houston
D9, 1968	L	88-108	New Orleans
J12, 1970	W	83-80	New Orleans

J11, 1971	W	85-66	Houston
D1, 1975	L	63-96	New Orleans
D1, 1976	W	85-61	Houston
D10, 1979	L	53-56	New Orleans
D2, 1980	L	62-78	Houston
D1, 1981	L	60-69	New Orleans
D2, 1982	W	32-30	Houston
N29, 1983	L	56-69	New Orleans
D8, 1984	W	58-55	Houston
N27, 1989	W	91-64	Houston
N23, 1990	L	74-76	New Orleans
N22, 2002	W	72-58	Houston
D6, 2003	L	67-73	New Orleans
J14, 2006	W	60-57	New Orleans
J28, 2006	L	53-70	Houston
J10, 2007	W	75-70	ot Houston
J27, 2007	L	55-75	New Orleans
J19, 2008	L	56-61	New Orleans
F2, 2008	L	77-84	² Katy
J10, 2009	L	54-65	New Orleans
J28, 2009	L	59-61	Houston
J13, 2010	L	72-58	New Orleans
F3, 2010	L	79-74	Houston
J5, 2011	L	85-81	Houston

F2, 2011 W 71-61 New Orleans
1 All-College Tournament, Oklahoma City, Okla.
2 Leonard E. Merrell Center, Katy, Texas

Tulsa (6-23)

J13, 1997 L 33-65 Tulsa
 F6, 1997 W 75-58 Houston 22
 J11, 1998 W 76-63 Houston
 F5, 1998 L 62-75 Tulsa
 J23, 1999 L 50-65 Houston
 F20, 1999 L 47-77 Tulsa
 J16, 2000 L 49-67 Houston 19
 F14, 2000 L 33-75 Tulsa 13
 M9, 2000 L 51-71 ¹Fresno 14
 F8, 2001 L 55-79 Tulsa
 F22, 2001 W 59-56 Houston
 J28, 2002 L 60-79 Tulsa
 F28, 2002 L 62-67 Houston
 J11, 2003 L 77-94 Houston
 F8, 2003 L 56-79 Tulsa
 J17, 2004 L 68-74 Tulsa
 F14, 2004 W 111-103^{2ot} Houston
 J15, 2005 W 82-70 Houston

F12, 2005 W 71-64^{ot} Tulsa
 F11, 2006 L 73-80^{ot} Tulsa
 M3, 2007 L 65-73 Houston
 F20, 2008 L 37-68 Tulsa
 M7, 2009 L 50-60 Houston
 M12, 2009 L 51-73 ²Memphis
 J23, 2010 L 62-58 Tulsa
 M10, 2010 L 73-62 ³Tulsa
 J8, 2011 L 75-64 Tulsa
 M2, 2011 L 67-57 Houston
 M10, 2011 L 81-72 ²El Paso

- 1 WAC Tournament**
- 2 Conference USA Tournament**
- 3 Conference USA Tournament, BOK Center**

UAB (0-7)

D29, 1980 L 60-78 ¹Birmingham
 J18, 2006 L 68-75 Houston
 F14, 2007 L 73-84 Birmingham
 F13, 2008 L 60-69 ²Houston
 J24, 2009 L 40-78 Birmingham
 F6, 2010 L 76-65 Houston
 F12, 2011 L 74-68 Birmingham

- 1 UAB Classic, Birmingham, Ala.**
- 2 Reliant Arena, Houston**

UCF (4-8)

D13, 1977 W 65-63 Houston
 F25, 2006 L 64-77 Houston
 J20, 2007 L 67-72 Orlando
 F17, 2007 L 63-74 Houston
 M8, 2007 W 53-51 ¹Memphis
 F16, 2008 L 53-60 ²Houston
 M1, 2008 L 60-68 Orlando
 J17, 2009 L 52-77 Houston
 F25, 2009 W 69-66 Orlando
 J9, 2010 L 77-58 Orlando
 M6, 2010 L 66-59 Houston
 J22, 2011 W 57-50 Orlando

- 1 Conference USA Tournament**
- 2 Reliant Arena, Houston**

UTEP (9-14)

J16, 1997 W 74-60 Houston
 F15, 1997 L 78-83 El Paso
 J29, 2000 L 70-92 El Paso
 F24, 2000 W 62-59 Houston
 F1, 2001 L 69-85 El Paso
 F24, 2001 L 52-59 Houston
 J12, 2002 W 73-59 Houston
 F7, 2002 W 75-68 El Paso

J18, 2003 W 91-63 El Paso
 F13, 2003 W 72-66 Houston
 J10, 2004 W 84-68 Houston
 F5, 2004 L 62-105 El Paso
 J6, 2005 L 67-96 El Paso
 F5, 2005 L 71-73 Houston
 M11, 2005 L 77-85 ¹Reno
 F18, 2006 L 47-58 El Paso
 J24, 2007 W 73-67 Houston
 M7, 2007 W 77-74 ²Memphis
 J12, 2008 L 43-71 El Paso
 F18, 2009 L 58-67 Houston
 F27, 2010 L 78-64 El Paso 25
 J15, 2011 L 66-43 El Paso
 F5, 2011 L 59-53 Houston

- 1 WAC Tournament**
- 2 Conference USA Tournament**

Opponent's AP ranking at time of game indicated in right column.

1914-15 (8-1, 5-1)**Coach: Robert Cummings**

J16	Galveston YMCA	W	64-16	Houston
J20	Houston High	W	64-9	Houston
J22	Galveston	W	27-18	Houston
J29	Baylor	W	45-10	Houston
F3	Texas	L	28-14	Houston
F4	Southwestern (Texas)	W	18-8	Houston
F6	Texas A&M	W	27-15	Houston
F9	Southwestern (Texas)	W	39-7	Houston

1915-16 (12-5, 5-3)**Coach: Robert Cummings**

J3	A&M-Commerce	W	60-15	Houston
J15	Southwestern (Texas)	W	40-8	Houston
J20	Decatur Baptist	W	63-20	Houston
J27	Galveston	W	50-20	Houston
J31	Baylor	W	35-19	Houston
F1	Baylor	W	34-15	Houston
F7	Tulane	W	33-18	Houston
F8	Tulane	W	42-18	Houston
F11	Texas	L	37-27	Austin
F12	Texas A&M	L	25-20	College Station
F18	Texas A&M	W	16-9	Houston
F19	Texas A&M	W	24-22	Houston
F21	Texas	L	17-16	Houston
F23	LSU	L	29-21	Baton Rouge

F24	LSU	L	25-17	Baton Rouge
F25	Tulane	W	29-25	New Orleans
F26	Tulane	W	29-13	New Orleans

1916-17 (10-5)**Coach: Robert Cummings**

J9	Southwestern (Texas)	W	28-22	Houston
J10	Southwestern (Texas)	W	33-12	Houston
J15	Texas A&M	W	19-16	Houston
J16	Texas A&M	L	21-13	College Station
J22	Daniel Baker	W	27-6	Houston
J23	Daniel Baker	W	32-9	Houston
J29	Texas	L	30-18	Austin
J30	Texas	W	24-18	Houston
J31	Southwestern (Texas)	W	22-10	Houston
F9	Texas	L	26-24	Houston
F10	Texas	W	27-14	Houston
F15	TCU	W	37-16	Houston
F16	TCU	W	43-16	Houston
F26	Texas A&M	L	24-23	Houston
F27	Texas A&M	L	27-20	College Station

1917-18 (10-4, 7-3 1st)**Coach: Wilbur Tisdale**

J18	Southwestern (Texas)	W	33-14	Houston
J19	Southwestern (Texas)	W	54-19	Houston
J24	Texas A&M	W	18-14	College Station

J25	Texas A&M	L	25-21	College Station
F1	Texas	L	28-16	Houston
F2	Texas	L	32-25	Houston
F13	Baylor	W	53-20	Houston
F14	Baylor	W	52-21	Houston
F18	SMU	L	32-23	Houston
F19	SMU	W	35-30	Houston
F25	Texas	W	40-36	Austin
F26	Texas	W	31-27	Austin
M1	Texas A&M	W	27-26	Houston
M2	Texas A&M	W	29-21	Houston

1918-19 (4-10, 2-8)**Coach: Wilbur Tisdale**

J16	TCU	L	25-17	Fort Worth
J17	TCU	L	23-18	Fort Worth
J24	Southwestern (Texas)	W	22-15	
J25	Southwestern (Texas)	W		
F1	Texas	L	23-22	Houston
F2	Texas	L	38-22	Houston
F5	Baylor	W	37-25	Houston
F6	Baylor	W	34-22	Houston
F14	Texas	L	28-25	Austin
F15	Texas	L	36-11	Austin
F17	SMU	L	27-17	Dallas
F18	SMU	L	32-20	Dallas
F24	SMU	L	40-24	Houston

F25	SMU	L	29-17	Houston
-----	-----	---	-------	---------

1919-20 (6-6, 2-5)**Coach: Leslie Mann**

J2	Texas State	W	33-6	
J15	TCU	W	50-20	Houston
J16	Midwestern State	L	22-18	Houston
J26	SMU	W	24-23	Dallas
J30	Texas A&M	L	39-16	Houston
J31	Texas A&M	L	28-10	Houston
F5	Texas State	W	36-6	Houston
F6	Texas State	W	30-13	Houston
F11	Texas	L	20-12	Houston
F14	Texas	W	24-13	Austin
F20	Texas A&M	L	43-13	College Station
F21	Texas A&M	L	28-13	College Station

1920-21 (5-10, 4-9)**Coach: Pete Cawthon**

J10	Simmons	W	30-17	Houston
J14	Baylor	W	29-21	Houston
J15	Baylor	W	28-17	Houston
J21	Texas A&M	L	19-17	Houston
J22	Texas A&M	L	35-17	Houston
J28	Texas	L	32-9	Austin
J29	Texas	L	35-13	Austin
J31	Baylor	L	25-19	Waco

F1	Baylor	L	35-24	Waco
F10	SMU	W	27-20	Houston
F17	Texas A&M	L	26-16	College Station
F18	Texas A&M	L	28-18	College Station
F23	Texas	L	35-31	Houston
F24	Texas	W	24-22	Houston
F26	LSU	L	35-23	Houston

1921-22 (2-12, 1-1)

Coach: Howard F. Yerges

J13	Sam Houston State	W	33-29	Houston
J14	Sam Houston State	L	34-14	Houston
J20	Texas A&M	L	22-7	College Station
J21	Texas A&M	L	19-12	College Station
J27	Texas	L	33-13	Houston
J28	Texas	L	29-12	Houston
F3	Baylor	W	25-22	Waco
F4	SMU	L	20-16	Dallas
F13	SMU	L	23-19	Dallas
F17	Texas A&M	L	15-6	Houston
F18	Texas A&M	L	13-9	Houston
F24	Texas	L	21-8	Austin
F25	Texas	L	36-11	Austin
M3	Baylor	L	26-11	Houston

1922-23 (10-9, 7-9)

Coach: Phil Arbuckle

J5	Port Arthur Gulf	L	26-20	Houston
J10	Oklahoma State	W	26-16	Houston
J11	Oklahoma State	L	29-18	Houston
J12	Sam Houston State	W	22-13	Houston
J13	Sam Houston State	W		Houston
J15	Houston YMCA	W	24-11	Houston
J26	Texas A&M	L	33-24	College Station
J27	Texas A&M	W	26-15	College Station
F2	Baylor	W	22-20	Houston
F3	Baylor	L	11-8	Houston
F9	Texas	L	36-17	Austin
F10	Texas	L	24-17	Austin
F16	Texas A&M	L	29-25	Houston
F17	Texas A&M	L	25-23	Houston
F23	Texas	W	29-21	Houston
F24	Texas	W	32-26	Houston
M2	Baylor	L	26-25	Waco
M3	Baylor	W	32-18	Waco
M5	Oklahoma State	W	28-21	Houston

1923-24 (3-17)

Coach: Pete Gawthon

J9	TCU	L	18-13	Houston
J10	TCU	L	16-9	Houston
J14	Baylor	L	17-14	Waco

J15	Baylor	L	12-8	Waco
J18	Texas	L	33-14	Houston
J19	Texas	L	40-22	Houston
J25	Texas A&M	L	23-13	College Station
J26	Texas A&M	L	22-14	College Station
F1	Baylor	W	33-17	Houston
F2	Baylor	L	26-22	Houston
F8	Texas	L	39-10	Austin
F9	Texas	L	32-9	Austin
F15	Texas A&M	L	31-26	Houston
F16	Texas A&M	W	28-26	Houston
F22	Arkansas	L	29-22	Houston
F23	Arkansas	W	30-19	Houston
F29	TCU	L	31-30	Fort Worth
M1	TCU	L	35-34	Fort Worth
M3	Oklahoma State	L	32-19	Stillwater
M4	Oklahoma State	L	33-25	Stillwater

1924-25 (2-12)

Coach: John P. Nicholson

	Texas A&M	L	35-17	College Station
J19	Baylor	L	14-7	Waco
J21	Oklahoma State	L	25-11	Houston
J22	Oklahoma State	L	20-14	Houston
J28	Texas A&M	L	29-21	Houston
J30	SMU	L	30-23	Houston
F1	Arkansas	L	37-19	Fayetteville

F2	Arkansas	L	29-9	Fayetteville
F7	SMU	L	30-23	Houston
F12	TCU	L	29-21	Houston
F14	Texas	L	20-16	Houston
F20	TCU	L	26-12	Houston
F21	Baylor	W	24-16	Houston
F24	Texas	L	28-13	Austin

1925-26 (1-13)

Coach: Franklyn Ashcraft

J13	Centenary	L	41-37	
J14	Centenary	L	33-22	
J16	Texas	W	22-17	Houston
J18	Baylor	L	23-21	Houston
J21	TCU	L	27-24	Houston
J22	Texas A&M	L	31-29	Houston
J26	Texas A&M	L	32-28	College Station
F12	Arkansas	L	54-15	Houston
F13	Arkansas	L	25-17	Houston
F15	TCU	L	41-21	Fort Worth
F19	Baylor	L	31-26	Waco
F20	SMU	L	29-9	Dallas
F23	Texas	L	27-9	Austin
F26	SMU	L	23-9	Houston

1926-27 (0-9)**Coach: Franklyn Ashcraft**

J7	Arkansas	L	36-18	Fayetteville
J8	Arkansas	L	33-18	Fayetteville
J14	Texas A&M	L	29-28	Houston
J17	Texas	L	28-19	Austin
J22	SMU	L	44-15	Dallas
F2	Texas	L	30-24	Houston
F21	TCU	L	27-21	Houston
F23	Texas A&M	L	40-20	College Station
F25	SMU	L	39-20	Houston

1927-28 (3-9)**Coach: Russell Daugherty**

J7	Texas A&M	L	27-23	Houston
J14	SMU	L	33-20	Houston
J21	Texas	L	37-27	Austin
J23	Baylor	L	35-31	Waco
J28	Baylor	W	37-27	Houston
J30	Texas A&M	W	33-30	College Station
F1	Texas	L	36-34	Houston
F13	TCU	W	21-20	Fort Worth
F17	Arkansas	L	21-11	Houston
F18	Arkansas	L	27-23	Houston
F24	TCU	L	21-15	Fort Worth
F25	SMU	L	43-26	Dallas

1928-29 (2-10)**Coach: Russell Daugherty**

J10	Texas A&M	L	33-29	College Station
J15	Texas A&M	W	38-30	Houston
J21	TCU	L	28-27	Houston
J26	Baylor	L	41-38	Waco
J28	Texas	L	55-25	Austin
F9	SMU	L	26-20	Houston
F15	Arkansas	L	51-18	Fayetteville
F16	Arkansas	L	44-13	Fayetteville
F18	SMU	L	29-28	Dallas
F19	TCU	L	27-26	Fort Worth
F26	Texas	L	33-32	Houston
M2	Baylor	W	43-28	Houston

1929-30 (7-9, 4-8)**Coach: Russell Daugherty**

D5	YMCA Triangles	W	35-33	Houston
D13	A&M-Commerce	L	38-28	Houston
D20	Sam Houston State	W		
D21	Sam Houston State	W		
J7	Texas	L	39-24	Houston
J11	SMU	L	41-40	Houston
J17	SMU	L	34-28	Dallas
J18	TCU	L	33-24	Fort Worth
J21	Texas A&M	W	23-17	Houston
F3	TCU	W	24-23	Houston

F8	Texas A&M	W	26-17	College Station
F15	Baylor	L	35-27	Waco
F17	Texas	L	31-23	Austin
F24	Arkansas	L	30-26	Houston
F25	Arkansas	W	37-16	Houston
M1	Baylor	L	41-37	Houston

1930-31 (8-9, 4-8)**Coach: Russell Daugherty**

D26	Illinois Wesleyan	W	36-27	Bloomington
D29	Bardley	W	47-34	Peoria
D30	Bradley	W	41-40	Peoria
J2	DePaul	L	45-28	Chicago
J9	TCU	L	49-38	Fort Worth
J10	SMU	L	44-28	Dallas
J12	Arkansas	L	36-32	Fayetteville
J13	Arkansas	L	31-25	Fayetteville
J17	Baylor	W	37-34 ot	Houston
J24	Texas A&M	W	27-24	Houston
J27	Baylor	L	53-40	Waco
F14	Texas	W	50-42	Houston
F17	Texas A&M	L	26-23	Houston
F21	TCU	L	49-29	Houston
F23	SMU	L	59-39	Houston
F25	Texas	W	23-16	Austin
F28	Santa Fe	W	38-23	Houston

1931-32 (5-9, 4-8)**Coach: Russell Daugherty**

D18	Sam Houston State	W	39-27	Houston
D19	Sam Houston State	L	36-23	Houston
J9	Texas A&M	W	40-26	Houston
J16	TCU	L	47-22	Fort Worth
J18	SMU	W	24-19	Dallas
J23	Texas	L	26-19	Austin
J25	Baylor	L	41-21	Houston
F16	Texas A&M	L	27-6	College Station
F17	SMU	W	28-22	Houston
F20	TCU	L	47-28	Houston
F23	Baylor	L	36-21	Waco
F24	Texas	W	25-22	Austin
F26	Arkansas	L	25-23	Houston
F27	Arkansas	L	34-19	Houston

1932-33 (8-9, 2-10)**Coach: Jimmy Kitts**

D13	Texas A&M	W	50-35	
D17	Sam Houston State	L	36-29	
	Marshall's Five	W	61-25	
	Texas Company	W	39-34	
J7	Texas A&M	W	35-18	
	Sam Houston State	W	39-38	
J14	Baylor	W	45-28	Houston
J20	Arkansas	L	36-32	Fayetteville
J21	Arkansas	L	33-23	Fayetteville
J23	SMU	W	34-33	Dallas
J24	TCU	L	49-23	Fort Worth
F11	Texas A&M	L	26-18	Houston
F14	Texas	L	33-24	Houston
F21	Baylor	W	39-35	Waco
F22	Texas	L	59-31	Austin
F25	TCU	L	37-34	Houston
F28	SMU	L	26-24	Houston

1933-34 (6-6, 6-6)**Coach: Jimmy Kitts**

J10	Texas A&M	W	31-29	Houston
J13	SMU	W	37-25	Houston
J20	Texas	L	40-38	Austin
J22	Baylor	W	45-30	Waco
F12	TCU	L	29-27	Houston

F16	Arkansas	L	32-20	Houston
F17	Arkansas	W	25-22	Houston
F20	Texas	W	45-34	Houston
F24	SMU	L	36-30	Dallas
F26	TCU	L	42-25	Fort Wroth
F28	Texas A&M	L	40-36	College Station
M3	Baylor	W	39-32	Houston

1934-35 (20-3, 9-3 1st)**Coach: Jimmy Kitts**

D18	A&M-Kingsville	W	62-31	Houston
D19	A&M-Kingsville	W	47-21	Houston
D20	Sam Houston State	W	38-22	Huntsville
D22	United Gas	W	45-24	Houston
D28	Texas Chiropractors	W	68-20	@Chiropractors
D29	San Antonio YMCA	W	63-24	San Antonio
J2	Hunt Oilers	W	37-36	Houston
J3	Hunt Oilers	W	35-21	Houston
J5	Texas A&M	W	46-32	Houston
J10	Arkansas	L	31-30	Fayetteville
J11	Arkansas	L	37-19	Fayetteville
J14	TCU	W	36-24	Fort Worth
J15	SMU	L	32-19	SMU
J19	LSU	W	56-47	Houston
J24	Sam Houston State	W	48-22	Houston
J26	Baylor	W	43-31	Houston
F7	Central Methodist	W	34-28	

F9	Texas	W	43-35	Houston
F16	SMU	W	32-30	Houston
F19	Texas A&M	W	33-23	College Station
F22	TCU	W	29-25	Houston
M3	Texas	W	34-27	Austin
M4	Baylor	W	36-26	Waco

1935-36 (12-10, 8-4)**Coach: Jimmy Kitts**

D18	Oklahoma	L	47-38	Norman
D19	Oklahoma	L	34-26	Norman
D27	Hurst Oil	L	35-31	Houston
D28	Hurst Oil	L	31-27	Houston
J2	United Gas	W	31-27	Houston
	SHS&C	W	40-20	
J7	Baylor	W	35-33	Waco
J8	Texas	L	41-32	Austin
J14	Arkansas	L	33-26	Houston
J15	Arkansas	W	35-29	Houston
J18	TCU	W	34-20	Fort Worth
J20	SMU	W	42-26	Dallas
J22	LSU	W	42-37	Baton Rouge
J23	LSU	W	38-30	Baton Rouge
F6	Baylor	W	32-23	Houston
F12	Texas	L	37-33	Houston
F14	Texas A&M	W	38-32	College Station
F19	Long Island U. ¹	L	45-29	New York

F21	Duquesne ¹	L	43-39	New York
F25	Texas A&M	W	44-29	Houston
F29	SMU	L	43-34	Houston
M2	TCU	W	45-29	Houston

¹Madison Square Garden, New York**1936-37 (6-10, 7-5)****Coach: Jimmy Kitts**

D16	Drake	L	39-38	Houston
D17	Drake	W	30-26	Houston
D19	Oklahoma	L	31-28	Houston
D21	Southern Cal	L	40-31	Houston
D22	Southern Cal	L	67-39	Houston
J6	Texas A&M	W	32-25	Houston
J8	LSU	L	32-29	Houston
J9	LSU	L	38-37	Houston
J16	Texas	W	28-20	Austin
J22	Baylor	L	27-19	Waco
J27	Texas A&M	L	28-24	College Station
F12	SMU	L	38-36	Dallas
F13	TCU	W	43-36	Fort Worth
F19	Arkansas	L	52-29	Fayetteville
F20	Arkansas	L	52-34	Fayetteville
F27	SMU	L	35-32	Houston
M1	TCU	W	43-34	Houston
M6	Baylor	W	40-36	Houston

1937-38 (6-17, 2-10)**Coach: Jimmy Kitts**

D20	Southern Cal	L	55-30	Houston
D21	Southern Cal	L	43-37	Houston
D27	NE Oklahoma	W	38-26	Houston
D28	North Texas	L	43-33	Houston
D29	Baylor ¹	W	44-30	Oklahoma City
D30	Central Missouri St. ¹	L	35-28	Oklahoma City
J3	Oklahoma	L	51-41	Norman
J4	Oklahoma	L	50-10	Norman
J7	LSU	W	45-38	Baton Rouge
J8	LSU	L	53-38	Baton Rouge
	Sam Houston State	W	42-37	
J11	Arkansas	L	38-31	Houston
J12	Arkansas	L	59-37	Houston
J15	Texas A&M	L	45-39	College Station
J22	Baylor	L	54-44	Houston
F8	Texas	W	42-41	Houston
F12	SMU	L	42-23	Houston
F14	TCU	W	62-57	Houston
F18	SMU	L	50-35	Dallas
F19	TCU	L	50-48	Fort Worth
F25	Texas	L	53-35	Austin
F26	Baylor	L	47-45	Waco
M1	Texas A&M	L	52-45	Houston

¹All-College Tournament, Oklahoma City**1938-39 (10-11, 6-6)****Coach: Buster Brannon**

D10	Tulane	W	40-18	Houston
D12	Stephen F. Austin St.	L	31-24	Nacogdoches
D14	LSU	W	34-32	Houston
D15	LSU	L	30-27	Houston
D19	North Texas	L	45-38	Denton
D21	Sam Houston State	L	56-43	Huntsville
D22	Sam Houston State	L	45-43	Huntsville
D23	Sam Houston State ¹	W	46-40	Conroe
J5	Texas A&M	W	51-49	College Station
J7	Texas	W	45-41	Houston
J16	Texas A&M	W	37-29	Houston
J20	SMU	L	33-31	Dallas
J21	TCU	W	44-41	Fort Worth
J28	Baylor	L	44-42	Houston
	Second Presbyterian	W	60-50	Houston
F16	TCU	W	44-30	Houston
F18	SMU	W	39-36	Houston
F24	Baylor	L	63-40	Waco
F25	Texas	L	50-41	Austin
M1	Arkansas	L	50-45	Houston
M2	Arkansas	L	40-35	Houston

¹Played at City Auditorium, Conroe**1939-40 (25-4, 10-2 1st)****Coach: Buster Brannon**

	Second Presbyterian	W	75-33	Houston
	State Mutual	W	82-17	Houston
D12	North Texas	W	72-37	Houston
D13	Sam Houston State ¹	W	65-51	Conroe
D15	Sam Houston State	W	52-42	Huntsville
D18	LSU	W	56-39	Baton Rouge
D19	LSU	W	61-51	Baton Rouge
	Centenary	W	60-28	
	Centenary	W	60-39	
D28	Purdue	L	52-41	West Lafayette
	Loyola (Ill.)	W	55-41	Chicago
J1	Bradley	W	65-58	Peoria
J5	TCU	W	57-41	Houston
J6	Texas	L	50-46	Houston
J12	TCU	W	48-24	Fort Worth
J13	SMU	W	36-34	Dallas
J18	Texas A&M	W	62-44	College Station
J22	SMU	W	52-33	Dallas
J23	Texas A&M	W	67-54	Houston
J26	Baylor	L	45-43	Houston
J27	Baylor	W	52-44	Houston
	St. Mary's	W	59-43	San Antonio
	St. Mary's	W	66-47	San Antonio
F19	Arkansas	W	60-43	Houston

F20	Arkansas	W	42-28	Houston
F27	Texas	W	42-41	Austin
	Phelan's Best	W	60-46	Beaumont
M22	Kansas ²	L	50-44	Kansas City
M23	Colorado ²	W	60-56 ot	Kansas City

¹Season Opener played at City Auditorium, Conroe²NCAA Western Regional**1940-41 (18-6, 8-4)****Coach: Buster Brannon**

D10	Sam Houston State	W	53-33	
D12	Sam Houston State	L	46-36	
D16	Southern Cal	W	51-37	Houston
D17	Southern Cal	W	43-41	Houston
D19	LSU	W	60-48	Houston
D20	LSU	W	54-33	Houston
D23	LaSalle	W	51-45	Philadelphia
D27	Albright	W	73-65	Reading
D30	Long Island U.	L	61-57	Brookville
J7	Texas	L	48-37	Austin
J11	Texas A&M	W	68-34	Houston
J17	Baylor	W	52-32	Houston
J20	TCU	W	61-43	Fort Worth
J21	SMU	L	43-36	Dallas
J25	Port Arthur	W	78-33	

F5	St. Mary's	W	60-52	Houston
F6	St. Mary's	W	63-36	Houston
F12	Arkansas	L	66-41	Fayetteville
F13	Arkansas	L	48-43	Fayetteville
F17	TCU	W	59-46	Houston
F18	SMU	W	63-38	Houston
F22	Texas A&M	W	50-46	College Station
F24	Baylor	W	73-64	Houston

1941-42 (22-5, 10-2 T-1st)

Coach: Buster Brannon

D9	Sam Houston State	W	65-35	
D12	LSU	W	54-42	Baton Rouge
D13	LSU	W	50-37	Baton Rouge
D16	Texas Tech	W	55-43	Houston
D17	Phillips 66	W	47-45	
D20	A&M-Commerce	W	57-34	
D22	Sam Houston State	W	54-34	
D27	Fordham	W	68-44	
D28	LaSalle	W	51-41	Philadelphia
J7	Texas	W	62-38	Houston
J10	Texas A&M	L	36-34	Houston
J13	SMU	W	55-35	Dallas
J17	Arkansas	L	55-47	Houston
J21	Texas A&M	W	44-42	College Station
J24	Baylor	W	73-36	Waco

A&M-Commerce	W	36-34		
F6	Phillips 66	L	53-28	
F12	TCU	W	44-37	Fort Worth
F14	SMU	W	65-31	Dallas
F20	TCU	W	52-32	Houston
F24	Baylor	W	63-38	Houston
F28	Texas	W	61-41	Austin
M14	Corpus Christi NAS	W	37-36	
M15	Corpus Christi NAS	W	45-39	
M20	Stanford ¹	L	53-47	Kansas City
M21	Kansas ¹	L	55-53	Kansas City

¹NCAA Western Regional

1942-43 (17-9, 9-3 T-1st)

Coach: Joe Davis

D9	Stephen F. Austin	W	51-44	Houston
D10	Stephen F. Austin	W	46-35	Houston
D17	LSU	W	56-26	Houston
D18	LSU	L	62-60	Houston
D28	Pittsburg State	L	40-39	Houston
D29	Southwestern (Kan.)	W	39-28	
D30	Baylor ¹	W	42-26	Oklahoma City
D30	E. Central Oklahoma	W	48-42	Houston
J6	Texas	L	55-36	Austin
J9	Corpus Christi NAS	L	60-46	Houston
J11	TCU	L	27-23	Houston

J15	Arkansas	L	52-35	Fayetteville
J16	Arkansas	W	41-37	Fayetteville
J20	Texas A&M	W	42-33	Houston
J23	Baylor	W	36-34	Waco
F5	Corpus Christi NAS	L	42-39	Corpus Christi
F6	Corpus Christi NAS	L	41-36	Corpus Christi
F9	Texas	W	50-39	Houston
F13	SMU	W	53-33	Houston
F18	Baylor	W	53-36	Houston
F20	SMU	W	50-39	Dallas
F22	TCU	W	36-28	Fort Worth
F27	Texas A&M	W	40-30	College Station
M15	Sam Houston State	W	62-44	
M16	Sam Housotn State	W	58-41	
M22	St. John's ²	L	51-49 ot	New York

¹All-College Tournament, Oklahoma City

²National Invitation Tournament, New York

1943-44 (15-5, 11-1, T-1st)

Coach: Joe Davis

D10	Randolph Field	L	38-35	
D11	Kelly Field	L	42-38	
D17	Ellington Field	W	61-48	
D22	Ellington Field	L	42-39	
D26	S'western Oklahoma	L	34-33	
D27	Phillips 66	W	52-36	

D28	Texas Tech	W	60-37	Oklahoma City
J5	Baylor ¹	W	45-27	Waco
J8	SMU	W	54-34	Houston
J14	Arkansas	L	42-41	Houston
J15	Arkansas	W	67-41	Houston
J19	Ellington Field	W	52-44	
J22	Texas A&M	W	63-33	College Station
J28	TCU	W	48-38	Fort Worth
J29	SMU	W	38-27	Dallas
F2	Texas	W	56-34	Houston
F8	Texas A&M	W	67-33	Houston
F11	TCU	W	63-34	Houston
F16	Texas	W	62-43	Austin
F19	Baylor	W	65-38	Houston

¹All-College Tournament, Oklahoma City

1944-45 (20-1, 12-0 1st)

Coach: Joe Davis

D5	Ellington Field	W	48-37	
D11	Ellington Field	W	57-32	
D14	Lackland AAF	W	59-44	
D16	Temple McCloskey	W	46-23	
D20	Pentathlon Military	W	62-32	
D27	West Texas State ¹	W	60-44	Oklahoma City
D28	Oklahoma State ¹	L	42-28	Oklahoma City
D29	Oklahoma ¹	W	43-28	Oklahoma City

J6	Texas A&M	W	53-22	College Station
J12	SMU	W	70-62	Houston
J13	TCU	W	50-44	Houston
J18	Waco AAF	W	39-35	
J20	Texas A&M	W	66-25	Houston
J26	Arkansas	W	57-46	Houston
J27	Arkansas	W	69-56	Houston
J31	Texas	W	59-48	Austin
F3	Baylor	W	95-22	Houston
F9	TCU	W	68-47	Fort Worth
F10	SMU	W	72-53	Dallas
F14	Texas	W	74-65	Houston
F17	Baylor	W	68-26	Waco

¹All-College Tournament, Oklahoma City

1945-46 (10-11, 5-7)

Coach: Buster Brannon

D6	Sam Houston State	W	46-35	Huntsville
D12	Louisiana-Lafayette	W	46-32	Lafayette
D19	Louisiana-Lafayette	W		
D21	A&M-Commerce	L	52-44	Houston
D22	A&M-Commerce	W	49-46	Houston
D27	Kansas ¹	L	42-34	Oklahoma City
D28	Texas ¹	W	55-42	Oklahoma City
D29	Pepperdine ¹	L	48-35	Oklahoma City
J4	TCU	W	58-45	Houston

J5	SMU	W	49-29	Houston
J11	SMU	W	55-50	Dallas
J12	TCU	L	55-49	Fort Worth
J16	Texas A&M	W	36-34	College Station
J19	Baylor	L	43-36	Houston
J23	YMCA Triangles	L	52-42	
J26	Baylor	L	41-32	Waco
F2	Texas	L	71-46	Austin
F9	Texas A&M	W	64-59	Houston
F13	Texas	L	50-48	Houston
F22	Arkansas	L	62-45	Fayetteville
F23	Arkansas	L	68-25	Fayetteville

¹All-College Tournament, Oklahoma City

1946-47 (8-16, 3-9)

Coach: Joe Davis

D5	Sam Houston State	W	51-46	
D9	Loyola (La.) ¹	W	55-53	Houston
D14	DePaul ¹	L	48-44	Houston
D16	Marquette ¹	W	45-38	Houston
D20	North Texas	L	55-54	Denton
D21	Sam Houston State	L	58-54	
D26	Oklahoma State ²	L	61-39	Oklahoma City
D27	Missouri ²	L	57-53	Oklahoma City
D28	Tulane ²	L	60-57	Oklahoma City
J3	Loyola (La.)	W	39-37	New Orleans

J4	LSU	L	60-35	Baton Rouge
J10	Arkansas	L	52-51	Fayetteville
J11	Arkansas	L	65-53	Fayetteville
J18	Texas	W	67-53	Houston
J22	Baylor	W	55-49	Houston
J25	Texas A&M	L	52-39	College Station
F7	SMU	W	88-48	Dallas
F8	TCU	W	55-50	Fort Worth
F12	Texas A&M	W	53-48	Houston
F15	Baylor	L	67-55	Waco
F22	Texas	L	67-60	Austin
F28	SMU	L	75-74	Houston
M1	TCU	W	64-53	Houston
	YMCA Triangles	L	59-52	

¹Houston Tournament

²All-College Tournament, Oklahoma City

1947-48 (10-14, 6-6)

Coach: Joe Davis

D2	Sam Houston State	L	56-54	
D8	LSU	W	58-55	Houston
D9	Texas Tech	W	50-45	Houston
D12	Sam Houston State	W	43-41	Houston
D17	Drake	L	70-67	Des Moines
D18	Creighton	L	52-43	Omaha
D19	Saint Louis	L	67-47	St. Louis

D23	Wyoming	L	50-48	Laramie
D29	Alabama ¹	L	45-42	Oklahoma City
D30	Georgia Tech ¹	W	43-42	Oklahoma City
D31	Wyoming ¹	L	56-43	Oklahoma City
J5	Texas	L	59-44	Houston
J9	LSU	L	43-40	Baton Rouge
J16	Baylor	L	38-29	Waco
J21	Texas A&M	W	49-47	Houston
J24	Baylor	L	61-41	Houston
F6	TCU	W	68-54	Houston
F7	SMU	L	65-54	Houston
F13	Texas A&M	W	52-48	College Station
F16	Texas	W	54-47	Austin
F20	TCU	W	55-52	Fort Worth
F21	SMU	L	54-52	Dallas
F27	Arkansas	W	61-49	Houston
F28	Arkansas	L	66-63	Houston

¹All-College Tournament, Oklahoma City

1948-49 (13-11, 9-3 T-1st)**Coach: Joe Davis**

N30	Sam Houston State	W	66-58	Huntsville
D3	LSU	W	51-39	Lake Charles
D4	Tulane	L	66-55	New Orleans
D7	Texas Tech	L	46-39	Houston
D11	Louisiana-Lafayette	L	48-44	Lafayette
D14	Sam Houston State	W	68-66 ot	Houston
D18	Louisiana-Lafayette	W	68-36	Houston
D21	Saint Louis	L	74-47	Houston
D27	Long Island	L	69-66	Brookville
D29	Temple	L	70-59	Philadelphia
J1	Niagara	L	70-57	Niagara
J8	Baylor	L	63-47	Waco
J13	Texas A&M	W	54-53	Houston
J15	Texas	W	45-37	Austin
J21	Arkansas	W	49-48	Fayetteville
F7	SMU	L	47-46	Houston
F9	TCU	W	66-59	Houston
F10	SMU	W	62-50	Houston
F15	Baylor	L	55-54	Houston
F18	TCU	W	62-44	Fort Worth
F23	#20 Texas	W	65-49	Houston
F26	Arkansas	W	54-48	Houston
M4	Texas A&M	W	53-39	College Station
	Arkansas ¹	W	50-34	Dallas

NCAA District Six Playoffs, Dallas

1949-50 (8-15, 2-10)**Coach: Don Suman**

N30	Sam Houston State	W	74-65	
D6	Texas Tech	W	57-45	Houston
D8	Louisiana-Lafayette	L	42-26	Lafayette
D9	Tulane	L	65-58	New Orleans
D10	LSU	L	49-44	Lake Charles
	Sam Houston State	W	63-48	
	Louisiana-Lafayette	W	60-40	Houston
D21	Colorado	L	83-52	Boulder
D22	Colorado	L	64-51	Boulder
	Wichita State	W	72-66	
	Pepperdine	W	68-65	Houston
J6	Kansas	W	80-61	Houston
J7	SMU	L	63-61	Houston
J12	Texas	L	55-52	Austin
	Arkansas	L	60-56	Houston
J18	Texas A&M	L	56-37	College Station
J21	Baylor	L	52-43	Waco
F11	TCU	L	64-36	Fort Worth
F13	SMU	L	55-48	Dallas
F15	Baylor	L	60-59	Houston
F18	Texas A&M	W	62-52	Houston
F21	Arkansas	L	61-38	Fayetteville
F25	Texas A&M	L	55-41	

1950-51 (8-15, 2-10)**Coach: Don Suman**

D2	Centenary	L	62-54	Shreveport
D5	Sam Houston State	L	57-52	Huntsville
D9	Tulane	W	70-66	Houston
D12	Louisiana-Lafayette	W	63-59	Houston
D15	Centenary	W	78-66	Houston
D20	Northwestern	L	70-61	Houston
D22	Columbia	L	76-63	Houston
D28	Stephen F. Austin	L	84-72	Nacogdoches
D30	Stephen F. Austin	W	76-41	Houston
J2	Georgia Tech	W	58-51	Houston
J4	Texas A&M	L	51-39	College Station
J6	Texas	L	56-54	Houston
J9	TCU	L	87-66	Fort Worth
J13	Baylor	L	69-55	Houston
J16	SMU	W	75-69	Houston
J20	Sam Houston State	W	69-50	Houston
F1	Arkansas	L	50-42	Houston
F5	Texas	L	77-51	Austin
F9	Baylor	L	61-58	Waco
F12	TCU	W	54-49	Houston
F17	Texas A&M	L	45-41	Houston
F24	SMU	L	58-46	Dallas
F27	Arkansas	L	57-43	Fayetteville

1951-52 (9-15, 4-8)**Coach: Don Suman**

N27	Stephen F. Austin	L	51-50	Nacogdoches
D1	Sam Houston State	W	59-57 ot	
D3	LSU	L	68-60	Houston
D4	Tulane	L	67-64	New Orleans
D11	Sam Houston State	W	67-53	
D15	Stephen F. Austin	L	71-66	Houston
D18	#7 Kansas	L	68-48	Lawrence
D26	Vanderbilt ¹	L	65-56	Dallas
D27	Tennessee ¹	W	64-60	Dallas
D28	TCU ¹	L	60-57	Dallas
D29	Baylor ¹	W	76-64	Dallas
	SMU ¹	W	52-47 ot	Dallas
J5	SMU	L	57-53	Houston
J8	TCU	L	42-30 ot	Houston
J11	Texas A&M	L	55-44	College Station
J15	Texas	L	60-53	Houston
J19	Arkansas	W	48-46	Fayetteville
J25	Baylor	L	66-54	Waco
F9	Arkansas	W	59-55	Houston
F12	TCU	L	83-49	Fort Worth
F15	Baylor	W	62-44	Houston
F19	SMU	W	72-57	Dallas
F26	Texas	L	54-48	Austin
M1	Texas A&M	L	56-54	Houston

¹SWC Tournament, Dallas

1952-53 (16-6, 8-4)**Coach: Don Suman**

D11	Sam Houston State	W	75-59	
D13	Kansas	W	54-51	Houston
D18	Tulane	W	62-56	Houston
	Colorado State	L	54-53	
	Stephen F. Austin	W	87-66	Nacogdoches
D26	TCU ¹	W	68-49	Dallas
D29	Baylor ¹	W	65-56	Dallas
D30	SMU ¹	L	71-62	Dallas
J6	SMU	W	65-54	Houston
	TCU	W	64-54	
J13	Baylor	W	75-63	Waco
J17	Arkansas	L	87-68	Fayetteville
J20	TCU	L	69-60	Houston
J24	Texas A&M	W	52-34	Houston
F5	Sam Houston State	W	81-54	Huntsville
F7	Texas	L	58-46	Austin
F9	Arkansas	W	70-45	Houston
F14	Texas A&M	W	69-56	College Station
F17	Baylor	W	65-54	Houston
F21	TCU	W	76-56	Fort Worth
F24	Texas	W	61-56	Houston
M3	SMU	L	68-64	Dallas

¹SWC Tournament, Dallas**1953-54 (23-5, 9-3 T-1st)****Coach: Don Suman**

D1	Sam Houston State	W	61-48	Houston
D7	Stephen F. Austin	W	78-56	Houston
D11	Sam Houston State	W	89-77	Huntsville
D14	Tulane	W	56-49	New Orleans
D17	St. John's	W	85-81	New York
D19	Tennessee	W	78-66	Knoxville
D21	Vanderbilt	W	79-60	Nashville
D28	Texas A&M ¹	W	55-43	Houston
D29	SMU ¹	W	80-79	Houston
D30	Texas ¹	W	65-58	Houston
J5	SMU	L	79-66	Dallas
J9	Texas A&M	W	78-53	Houston
J12	TCU	W	69-52	Houston
J15	Texas	L	74-66	Austin
J18	Arkansas	W	80-55	Fayetteville
J23	Baylor	W	72-60	Houston
F6	Stephen F. Austin St.	L	77-75	Nacogdoches
F9	Texas A&M	W	61-47	College Station
F13	Texas	W	61-51	Houston
F16	Lamar	W	69-65	Houston
F20	Arkansas	W	76-62	Houston
F23	Baylor	L	76-73	Waco
F26	TCU	W	72-65	Fort Worth
F27	Texas ²	W	70-62	Houston

F28	Texas ²	W	72-71	Austin
M2	SMU	W	90-64	Houston
M13	#5 Oklahoma State ³	L	51-45	Stillwater
M14	Colorado ³	W	78-55	Stillwater

¹SWC Tournament, Houston²SWC Playoffs³NCAA West Regional, Stillwater, Okla.

Rice AP Rankings — #11 Dec. 22, #16 Dec. 29, #11 Jan. 5, #15 Jan. 12.

1954-55 (10-13, 6-6)**Coach: Don Suman**

D1	Lamar	W	73-71	Beaumont
D7	Lamar	W	91-74	Houston
D11	LSU	W	79-72	Baton Rouge
D13	Tulane	L	68-63	New Orleans
D17	Kansas	L	77-67	Lawrence
D18	Kansas	L	100-72	Lawrence
D21	#3 Illinois	L	86-54	Houston
D27	Arkansas ¹	L	73-66	Houston
D28	Baylor ¹	W	67-64	Houston
D29	SMU ¹	L	88-63	Houston
J4	Texas A&M	W	61-41	Houston
J8	SMU	L	76-67	Dallas
J10	Arkansas	L	83-61	Houston
J14	Texas	W	58-52	Austin
J18	#20 TCU	W	73-63	Houston

J21	Baylor	L	87-75	Waco
F8	Texas	W	79-70	Houston
F12	Arkansas	L	86-75	Fayetteville
F15	Baylor	W	80-68	Houston
F19	TCU	L	84-80	Fort Worth
F21	Army All-Stars	L	74-67	Houston
F26	SMU	L	86-82 ot	Houston
M1	Texas A&M	W	67-52	College Station

¹SWC Tournament, Autry Court

1955-56 (19-5, 8-4)**Coach: Don Suman**

D1	St. Mary's (Texas)	W	83-53	San Antonio
D3	Abilene Christian	W	82-43	Houston
D5	Lamar	W	70-49	Houston
D8	Oklahoma	W	62-47	Houston
D10	Tulane	W	83-53	Houston
D12	LSU	W	85-60	Houston
D19	Kansas	W	75-66	Houston
D21	Auburn	W	82-80 2ot	Houston
D28	Texas A&M ¹	W	110-81	Houston
D29	Texas ¹	W	80-72	Houston
D30	SMU ¹	L	76-73 ot	Houston
J4	SMU	L	87-65	Dallas
J7	Texas A&M	W	89-77	Houston
J10	TCU	W	80-60	Houston
J13	Arkansas	L	84-70	Fayetteville

J16	Texas	W	83-58	Houston
J21	Baylor	W	66-62	Waco
F4	Lamar	W	70-48	Beaumont
F8	TCU	W	89-72	Fort Worth
F11	Arkansas	W	86-65	Houston
F14	Baylor	W	68-58	Houston
F21	Texas	L	94-82	Austin
F24	Texas A&M	W	85-61	College Station
F28	#9 SMU	L	89-75	Houston

¹SWC Tournament, Autry Court

Rice AP Rankings — #17 Dec. 27, #18 Jan. 3

1956-57 (16-8, 8-4)

Coach: Don Suman

D1	Trinity	W	85-55	San Antonio
D3	Lamar	W	66-59	Beaumont
D6	Minnesota	W	79-74	Houston
D8	Auburn	L	88-68	Auburn
D10	LSU	W	87-72	Baton Rouge
D15	Sanford	L	65-64	Palo Alto
D18	Oregon	W	61-59	Eugene
D19	Oregon State	W	55-54	Corvallis
D22	Oklahoma	L	64-57	Norman
D27	Baylor ¹	W	71-55	Houston
D28	Arkansas ¹	L	81-70	Houston
D29	Texas A&M ¹	W	66-44	Houston

J3	Texas A&M	W	53-39	College Station
J5	TCU	L	62-50	Fort Worth
J7	Arkansas	W	78-68	Houston
J11	Texas	W	76-66	Austin
J15	#3 SMU	L	59-57	Dallas
J19	Baylor	W	75-62	Houston
F9	TCU	W	90-79	Houston
F12	Baylor	L	95-70	Waco
F16	Texas	W	79-63	Houston
F19	Arkansas	W	82-69	Fayetteville
F23	#6 SMU	L	75-72	Houston
M1	Texas A&M	W	57-55	Houston

¹SWC Tournament, Autry Court

1957-58 (13-11, 7-7)

Coach: Don Suman

D2	New Mexico State	W	72-45	Houston
D6	Oklahoma City	W	53-45	Houston
D9	LSU	W	87-56	Houston
D16	Wisconsin	L	67-62	Madison
D18	Illinois	L	85-82	Champaigne
D21	vs. St. John's	L	80-67	New York
D26	Baylor ¹	W	62-52	Houston
D27	Arkansas ¹	W	50-49	Houston
D28	TCU ¹	L	57-55	Houston
J4	Texas Tech	L	66-63	Houston

J7	SMU	W	78-74	Houston
J10	Texas A&M	W	62-59	College Station
J13	TCU	W	92-68	Fort Worth
J18	Baylor	W	79-60	Houston
F1	Trinity	W	77-51	Houston
F4	Texas	W	102-68	Houston
F8	Arkansas	W	63-59	Fayetteville
F11	Texas A&M	W	67-57	Houston
F15	Baylor	L	63-62	Waco
F18	SMU	L	70-59	Dallas
F22	TCU	L	90-65	Houston
F24	Arkansas	W	61-59	Houston
F28	Texas	L	86-78	Austin
M4	Texas Tech	L	73-64	Lubbock

¹SWC Tournament, Autry Court

Rice AP Rankings — #16 Dec. 10, #14 Dec. 17

1958-59 (11-13, 5-9)

Coach: Don Suman

D1	Kansas	L	65-49	Lawrence
D6	Wisconsin	W	78-37	Houston
D13	LSU	W	64-56	Baton Rouge
D15	Tulane	W	60-51	New Orleans
D18	Missouri	L	68-62	Houston
D20	New Mexico State	L	58-53	Las Cruces
D22	New Mexico	W	81-69	Albuquerque

D26	Texas ¹	W	62-43	Houston
D27	Texas A&M ¹	L	60-59	Houston
D29	SMU ¹	W	81-79	Houston
J3	Texas	L	61-58	Houston
J6	#19 Texas A&M	W	70-65	College Station
J10	Arkansas	L	72-61	Fayetteville
J13	TCU	L	59-52	Houston
J16	Baylor	L	46-45	Houston
F3	Texas Tech	L	52-61	Lubbock
F7	SMU	L	72-54	Dallas
F9	#18 Arkansas	W	68-62	Houston
F14	SMU ²	L	60-57	Houston
F18	#16 TCU	L	68-64	Fort Worth
F21	Baylor	W	54-48	Waco
F24	Texas Tech	W	94-64	Houston
F28	Texas A&M	W	74-67	Houston
M3	Texas	L	63-54	Austin

¹SWC Tournament, Autry Court

²Rice University's first regionally-televised game

1959-60 (4-20, 1-13)**Coach: John Frankie**

D1	Trinity	L	74-72	San Antonio
D5	Centenary	L	86-77	Houston
D10	Vanderbilt	L	82-72	Houston
D12	LSU	W	71-57	Houston
D14	Tulane	W	93-79	Houston
D17	Missouri	L	77-48	Columbia
D19	Oklahoma City	W	61-56	Oklahoma City
D28	Texas ¹	L	79-53	Houston
D29	TCU ¹	L	83-72	Houston
D30	Texas Tech ¹	L	79-67	Houston
J5	Texas Tech	L	71-64	Lubbock
J9	Texas	L	52-50	Austin
J12	TCU	L	86-63	Fort Worth
J16	Arkansas	L	74-63	Fayetteville
J19	#10 Texas A&M	L	61-43	Houston
F6	Baylor	W	52-51	Houston
F9	SMU	L	75-58	Dallas
F13	#12 Texas A&M	L	94-53	College Station
F16	SMU	L	75-58	Houston
F20	Baylor	L	79-51	Waco
F22	Arkansas	L	94-74	Houston
F26	TCU	L	67-65 ot	Houston
F29	Texas	L	86-62	Austin
M3	Texas Tech	L	73-72	Houston

¹SWC Tournament, Autry Court**1960-61 (11-12, 7-7)****Coach: John Frankie**

D1	Lamar	L	65-53	Beaumont
D3	Trinity	W	71-67	Houston
D5	Florida	W	68-63	Houston
D10	LSU	W	67-50	Baton Rouge
D12	Tulane	L	84-83 ot	New Orleans
D15	Centenary	L	78-63	Shreveport
D17	Vanderbilt	L	70-44	Nashville
D29	Mississippi State ¹	L	68-60	Houston
D30	Clemson ¹	W	66-65	Houston
J3	Baylor	W	70-59	Houston
J7	Texas Tech	L	78-45	Lubbock
J10	TCU	W	82-60	Houston
J14	Arkansas	L	80-55	Fayetteville
F1	SMU	L	65-53	Dallas
F4	Texas	W	63-59	Houston
F7	Texas A&M	L	79-59	College Station
F11	Arkansas	L	84-72	Houston
F14	Baylor	W	61-58	Waco
F18	Texas A&M	L	65-58	Houston
F21	Texas	L	81-79	Austin
F24	SMU	W	64-63	Houston
F27	Texas Tech	W	95-91 ot	Houston
M2	TCU	W	81-71	Fort Worth

¹Rice/Texas Doubleheaders, Autry Court**1961-62 (12-11, 7-7)****Coach: John Frankie**

D2	Georgia Tech	W	84-80	Houston
D4	Florida	L	70-67	Gainesville
D6	Florida State	L	76-66	Tallahassee
D9	LSU	W	79-67	Houston
D11	Tulane	W	69-65	Houston
D14	Centenary	L	58-57	Houston
D19	Vanderbilt	W	71-64	Houston
D21	Creighton	L	91-57	Omaha
D23	Trinity	W	79-77	San Antonio
J4	Baylor	W	79-56	Waco
J6	TCU	W	71-63	Houston
J9	Texas Tech	L	85-66	Lubbock
J12	Texas	W	89-64	Houston
J30	Arkansas	L	104-84	Fayetteville
F3	SMU	W	61-53	Houston
F6	Texas A&M	L	88-73	College Station
F10	Texas	L	83-82	Austin
F13	Arkansas	W	63-55	Houston
F17	SMU	L	68-63	Dallas
F20	Texas A&M	W	63-62	Houston
F24	Baylor	W	77-69 ot	Houston
F27	TCU	L	75-73	Fort Worth
M6	Texas Tech	L	60-58	Houston

1962-63 (12-11, 9-5)**Coach: John Frankie**

N30	Georgia Tech	L	81-63	Atlanta
D3	Tennessee	L	75-52	Knoxville
D4	Vanderbilt	L	80-68	Nashville
D8	LSU	L	90-82	Baton Rouge
D10	Tulane	L	82-78	New Orleans
D18	Centenary	W	58-55	Houston
D26	Florida ¹	L	67-57	Jacksonville
D28	Virginia Tech ¹	W	69-67	Jacksonville
J3	Texas	L	54-49	Austin
J5	TCU	W	78-63	Houston
J8	Texas A&M	L	71-61	College Station
J12	Arkansas	W	85-70	Houston
J26	Trinity	W	104-75	Houston
F2	SMU	W	75-72	Houston
F5	Baylor	W	62-54	Waco
F9	Texas Tech	W	89-77	Houston
F12	Arkansas	W	69-65	Fayetteville
F16	SMU	L	89-79	Dallas
F19	Baylor	W	74-70	Houston
F23	Texas Tech	L	74-73	Lubbock
F26	Texas	L	77-59	Houston
M1	TCU	W	83-76	Fort Worth
M5	Texas A&M	W	73-70	Houston

¹Gator Bowl Tournament, Jacksonville, Fla.

1963-64 (15-9, 8-6)**Coach: George Carlisle**

D2	Vanderbilt	L	82-68	Houston
D6	Tennessee	W	61-56	Houston
D7	LSU	W	87-72	Houston
D9	Tulane	W	90-62	Houston
D11	Florida State	W	102-81	Houston
D13	Centenary	W	90-76	Shreveport
D16	Georgia Tech	W	84-79	Houston
D20	BYU	L	89-78	Provo
D21	Utah	L	79-72	Salt Lake City
J4	TCU	W	82-73	Fort Worth
J7	Texas Tech	W	61-60	Houston
J11	SMU	L	92-72	Dallas
J25	Trinity	W	94-74	San Antonio
F1	Texas A&M	L	74-70	Houston
F4	Arkansas	W	76-63	Fayetteville
F8	Baylor	W	82-65	Waco
F11	Texas	L	98-80	Houston
F15	Texas A&M	L	79-67	College Station
F18	Arkansas	W	77-69	Houston
F22	Baylor	W	76-67	Houston
F25	Texas	L	93-83	Austin
F29	TCU	W	104-86	Houston
M3	Texas Tech	L	77-70	Lubbock
M5	SMU	W	97-90	Houston

1964-65 (2-22, 1-13)**Coach: George Carlisle**

D3	#6 Vanderbilt	L	78-49	Nashville
D5	Georgia Tech	L	71-56	Atlanta
D12	Centenary	L	81-78	Shreveport
D16	Texas A&M	L	69-60	Houston
D17	Auburn ¹	L	94-71	Houston
D22	Missouri ¹	L	81-72	Houston
D28	Oklahoma City ²	L	93-63	Oklahoma City
D29	Florida State ²	L	81-56	Oklahoma City
D30	LSU ²	L	79-63	Oklahoma City
J5	SMU	L	64-62	Houston
J9	Baylor	W	59-56	Waco
J12	Arkansas	L	79-62	Fayetteville
J16	Texas A&M	L	93-55	Houston
J30	Trinity	W	101-89	Houston
F2	Texas	L	76-63	Austin
F6	Texas Tech	L	102-69	Lubbock
F9	TCU	L	94-75	Houston
F13	Texas	L	75-72	Houston
F16	Texas A&M	L	104-93	College Station
F20	Texas Tech	L	77-67	Houston
F23	SMU	L	100-80	Dallas
F27	Arkansas	L	77-64	Houston
M2	Baylor	L	79-72	Houston

M4 TCU L 98-86 Fort Worth

¹Bluebonnet Classic, Autry Court²All-College Tournament, Oklahoma City**1965-66 (1-22, 1-13)****Coach: George Carlisle**

D2	Auburn	L	91-74	Auburn
D4	Alabama	L	84-80	Tuscaloosa
D6	Georgia Tech	L	96-87	Houston
D8	Trinity	L	81-80	San Antonio
D13	Missouri	L	96-87	Columbia
D15	Texas A&M ¹	L	89-81	Houston
D16	LSU ¹	L	85-80	Houston
D29	Arkansas State ²	L	92-75	Jonesboro
D30	Rutgers ²	L	101-84	Jonesboro
J4	Texas	L	94-85	Austin
J8	Texas A&M	L	92-85	Houston
J11	TCU	L	97-79	Fort Worth
J29	Texas Tech	L	108-90	Houston
F1	Baylor	L	88-79	Waco
F5	SMU	L	112-89	Dallas
F8	Arkansas	L	76-71	Houston
F11	SMU	L	99-79	Houston
F15	Arkansas	L	73-67	Fayetteville
F18	Baylor	W	82-70	Houston

F22 Texas L 91-82 Houston

F25 Texas A&M L 93-65 College Station

M1 Texas Tech L 80-74 Lubbock

M3 TCU L 93-86 Houston

¹Bluebonnet Classic, Autry Court²Arkansas State Tournament, Jonesboro, Ark.**1966-67 (7-17, 4-10)****Coach: Don Knodel**

D1	Trinity	W	85-73	Houston
D3	Georgia Tech	L	87-61	Atlanta
D5	Florida State	L	76-72	Tallahassee
D8	Memphis	L	63-54	Houston
D10	Texas State	L	82-81	Houston
D14	Idaho State ¹	L	87-85	Houston
D15	Centenary ¹	L	66-65	Houston
D19	Lamar	W	97-81	Houston
D29	Furman ²	L	81-79	Greenville
D30	LSU ²	W	88-69	Greenville
J3	Texas A&M	L	69-66	College Station
J7	Baylor	W	65-56	Houston
J10	Texas Tech	L	91-69	Lubbock
J14	SMU	L	84-76	Dallas
J31	Arkansas	W	60-56	Houston
F4	TCU	W	89-81	Houston

F7	Texas	L	81-73	Austin
F11	Texas A&M	W	101-79	Houston
F14	Texas	L	81-76	Houston
F18	Arkansas	L	66-63	Fayetteville
F21	TCU	L	83-74	Fort Worth
F25	SMU	L	85-84	Houston
F28	Baylor	L	73-68	Waco
M2	Texas Tech	L	72-70	Houston

¹Bluebonnet Classic, Autry Court

²Poinsettia Classic, Greenville, S.C.

1967-68 (8-16, 6-8)

Coach: Don Knodel

D2	Georgia Tech	L	84-70	Houston
D4	Memphis	L	64-56	Memphis
D9	Trinity	L	103-79	San Antonio
D11	Tulane	W	88-81	Houston
D16	Dayton	L	82-58	Dayton
D18	Miami (Ohio) ¹	L	70-66	Charlotte
D19	#6 Davidson ¹	L	90-68	Charlotte
D21	Army	L	64-58	Houston
D29	Drake ²	L	87-75	Buffalo
D30	Iona ²	W	61-60	Buffalo
J3	TCU	L	84-75	Fort Worth
J6	Arkansas	W	73-61	Houston
J9	SMU	W	73-71	Houston

J13	Texas Tech	W	81-68	Lubbock
J30	Baylor	L	70-52	Waco
F3	Texas	L	68-64	Austin
F6	Texas A&M	L	75-66	Houston
F10	Baylor	L	59-58	Houston
F3	Texas	L	68-64	Austin
F6	Texas A&M	L	75-66	Houston
F10	Baylor	L	59-58	Houston
F13	Texas A&M	L	78-58	College Station
F17	Texas	L	94-83	Houston
F20	TCU	W	73-69	Houston
F24	Arkansas	L	78-65	Fayetteville
F27	SMU	W	76-75	Dallas
M2	Texas Tech	W	84-80	Houston

¹Charlotte Invitational, Charlotte, N.C.

²Queen City Tournament, Buffalo, N.Y.

1968-69 (10-14, 6-8)

Coach: Don Knodel

D3	Texas A&M-Kingsville	W	83-58	Houston
D7	A&M-Commerce	W	92-75	Houston
D9	Tulane	L	108-88	New Orleans
D20	Vanderbilt ¹	L	85-77	Nashville
D21	North Carolina State ¹	L	69-58	Nashville
D27	Rochester ²	L	73-67	Rochester
D28	Seton Hall ²	W	71-69	Rochester

J7	Arkansas	L	67-62	Houston
J11	Texas Tech	L	88-82	Lubbock
J14	TCU	W	71-64	Fort Worth
J18	SMU	L	101-80	Houston
J20	Florida State	W	83-80	Houston
J23	Georgia Tech	L	75-56	Houston
F1	Baylor	L	71-68	Houston
F5	Texas	W	76-71	Houston
F8	Texas A&M	L	90-82	College Station
F11	#19 Baylor	W	75-73	Waco
F13	Dayton	L	73-55	Houston
F15	Texas A&M	L	84-83	Houston
F18	Texas	L	81-80	Austin
F22	Arkansas	W	74-67	Fayetteville
F25	Texas Tech	L	84-83	Houston
M1	TCU	W	95-88	Houston
M4	SMU	W	96-90	Dallas

¹Vanderbilt Invitational, Nashville, Tenn.

²Kodak Tournament, Rochester, N.Y.

1969-70 (14-11, 10-4 1st)

Coach: Don Knodel

D1	Sam Houston State	L	89-86	Houston
D5	Northwestern State	W	80-78	Houston
D9	Georgia Tech	L	87-57	Houston
D13	Colorado State	W	88-67	Houston

D22	#7 North Carolina	L	99-87	Houston
D26	Niagara ¹	L	101-95	Oklahoma City
D28	St. Francis (Pa.) ¹	W	57-52	Oklahoma City
D29	Northern Arizona ¹	L	77-70	Oklahoma City
J3	#4 North Carolina ²	L	98-72	Charlotte
J12	Tulane	W	83-80	New Orleans
J17	Texas Tech	W	86-85	Houston
J20	TCU	L	97-88	Lubbock
J24	SMU	W	77-75	Dallas
J27	Texas A&M	W	68-58	Houston
J31	Texas	L	75-67	Austin
F3	Arkansas	W	76-69	Fayetteville
F10	SMU	W	66-63	Houston
F14	Baylor	W	61-60	Waco
F17	Arkansas	W	85-78	Houston
F21	Texas	W	75-67	Houston
F24	Texas Tech	L	78-66	Lubbock
M3	Texas A&M	L	91-86	College Station
M7	#5 New Mexico State ³	L	101-77	Fort Worth

¹All-College Tournament, Oklahoma City

²Played in Charlotte, N.C.

³NCAA Midwest Regional, Fort Worth

1970-71 (14-12, 6-8)**Coach: Don Knodel**

D1	Abilene Christian	W	99-81	Houston
D5	#1 UCLA	L	124-78	Los Angeles
D10	Colorado State	L	73-57	Fort Collins
D12	Air Force	W	74-67	Colo Springs
D23	Texas State	W	98-94	Houston
J2	Georgia Tech	L	82-72	Atlanta
J4	Cincinnati	L	92-80	Cincinnati
J6	William & Mary	W	77-74	Williamsburg
J9	A&M-Corpus Christi	W	108-84	Houston
J11	Tulane	W	85-66	Houston
J13	UT-Arlington	W	93-63	Houston
J16	Arkansas	W	85-82	Fayetteville
J19	Texas A&M	L	74-73	Houston
J26	SMU	W	78-67	Houston
J30	Baylor	L	119-96	Waco
F2	Texas	L	84-68	Austin
F6	Texas Tech	W	80-64	Houston
F9	TCU	W	89-63	Houston
F13	Texas A&M	W	73-71	College Station
F16	Baylor	L	73-71	Houston
F20	TCU	L	102-86	Fort Worth
F23	SMU	L	95-87	Dallas
F27	Arkansas	W	97-93	Houston
M2	Texas Tech	L	99-87	Lubbock
M6	Texas	L	94-88	Houston

1971-72 (6-20, 1-13)**Coach: Don Knodel**

D2	#2 North Carolina	L	127-69	Chapel Hill
D4	Wake Forest	L	100-62	Winston-Salem
D6	The Citadel	W	73-69	Houston
D11	Lamar	W	67-65	Houston
D20	A&M-Corpus Christi	W	101-82	Houston
D22	William & Mary	W	89-76	Houston
D28	¹ Old Dominion ¹	L	114-86	Norfolk
D29	#8 BYU ¹	L	96-73	Norfolk
D30	Vanderbilt ¹	L	105-87	Norfolk
J8	Houston ²	L	101-73	Houston
J10	Hawaii	L	84-65	Houston
J12	Georgia Tech	W	87-74	Houston
J15	Texas	L	87-63	Austin
J22	Texas Tech	L	89-87	Houston
J25	Baylor	L	88-70	Houston
J29	TCU	L	69-55	Fort Worth
F1	Texas A&M	L	80-70	Houston
F5	Arkansas	L	103-95	Fayetteville
F8	SMU	L	74-65	Houston
F12	Texas	L	83-67	Houston
F15	Texas Tech	L	80-76	Lubbock
F19	Baylor	L	79-77	Waco
F22	TCU	L	75-68	Houston
F26	Texas A&M	W	73-69	College Station

F29	SMU	L	78-69	Dallas
M4	Arkansas	L	113-103	Houston
	¹ Old Dominion Classic, Norfolk, Va.			
	² The Astrodome, Houston			

1972-73 (7-19, 2-12)**Coach: Don Knodel**

D4	Lamar	L	87-82	Beaumont
D9	George Washington	W	93-89	Houston
D20	Virginia Military	W	72-56	Houston
D23	UC-Santa Barbara	L	74-71	Houston
D29	#3 Marquette ¹	L	71-40	Milwaukee
D30	Yale ¹	W	72-70	Milwaukee
J5	American ²	L	80-61	Washington, D.C.
J6	The Citadel ²	W	82-64	Washington, D.C.
J8	Georgia Tech	L	69-65	Atlanta
J11	Cincinnati	W	63-57	Houston
J13	TCU	W	83-73	Houston
J16	#12 Houston	L	96-77	Autry Court
J20	SMU	L	79-77	Dallas
J23	Texas Tech	L	65-51	Lubbock
J27	Texas A&M	W	81-75	Houston
J30	Texas	L	88-73	Austin
F3	Arkansas	L	90-69	Fayetteville
F6	Baylor	L	75-70	Houston
F10	TCU	L	72-71	Fort Worth
F13	SMU	L	79-68	Houston

F17	Texas Tech	L	65-61	Houston
F20	Texas A&M	L	90-80	College Station
F24	Texas	L	75-68	Houston
F27	Baylor	L	72-71	Waco
M3	Arkansas	L	105-79	Houston
M5	#8 Houston	L	116-72	Hofheinz Pav.
	¹ Milwaukee Classic, Milwaukee, Wis.			
	² Presidential Classic, Washington, D.C.			

1973-74 (10-18, 5-9)**Coach: Don Knodel**

N30	Wake Forest	L	75-70	Houston
D1	Vanderbilt	L	89-80	Houston
D8	Lamar	W	79-67 ot	Houston
D10	UT-Pan American	W	80-71	Houston
D12	Tarleton State	W	72-71	Houston
D15	Houston Baptist	W	93-89	Houston
D21	Colorado State	L	83-66	Houston
D28	San Diego State	W	75-64	San Diego
D29	UC-Santa Barbara	L	83-80	Santa Barbara
J4	Hawaii	L	109-75	Honolulu
J5	Hawaii	L	99-71	Honolulu
J7	California	W	76-75 ot	Berekeley
J12	Houston	L	95-86	Autry Court
J15	Baylor	L	93-91	Waco
J19	Arkansas	L	79-77	Houston
J22	Texas	L	82-71	Houston

J26	Texas A&M	L	80-79	College Station
J29	Texas Tech	L	75-67	Houston
F2	SMU	W	72-69	Houston
F5	TCU	W	73-67	Fort Worth
F9	Arkansas	L	106-81	Fayetteville
F12	Baylor	W	83-76	Houston
F16	Texas	L	85-76	Houston
F19	Texas A&M	L	96-82	Houston
F23	Texas Tech	L	85-54	Lubbock
F26	SMU	L	89-79	Dallas
M2	TCU	W	82-72	Houston
M7	Houston	L	107-62	Hofheinz Pav.

1974-75 (5-21, 2-12)

Coach: Bob Polk

N30	Wayland Baptist	W	81-62	Houston
D2	Missouri	L	92-67	Columbia
D7	Air Force	L	58-42	Houston
D9	Houston Baptist	W	87-83	Houston
D14	San Diego State	L	83-75	Houston
D18	California	L	64-54	Houston
D21	UT-Pan American	L	83-81	Edinburg
D27	Louisiana-Monroe ¹	L	86-71	Monroe
D28	Louisiana Tech ¹	L	86-82 ot	Monroe
J4	Wright State	W	92-83	Houston
J11	Houston	L	91-70	Hofheinz Pav.
J18	Baylor	L	74-73	Waco

J21	Texas A&M	L	64-61	Houston
J28	Arkansas	L	74-67	Houston
F1	SMU	L	76-67	Dallas
F4	TCU	W	88-67	Houston
F8	Texas Tech	L	86-60	Houston
F11	Texas	L	60-59	Austin
F15	Texas Tech	L	74-63	Lubbock
F18	Texas	L	68-62	Houston
F22	Texas A&M	L	99-66	College Station
F25	Arkansas	L	86-51	Fayetteville
M1	Baylor	L	85-67	Houston
M4	TCU	L	89-61	Fort Worth
M8	SMU	W	84-82 2ot	Houston
M11	Houston	L	82-73	Autry Court

¹Pacemaker Classic, Monroe, La.

1975-76 (3-24, 1-15)

Coach: Bob Polk

N 29	Southern Miss	L	87-69	Hattiesburg
D1	Tulane	L	96-63	New Orleans
D6	Texas Lutheran	W	70-67	Houston
D8	Missouri	L	94-75	Houston
D13	UT-Arlington	W	78-69	Houston
D18	McNeese State	L	89-80	Lake Charles
D20	UT-Pan American	L	107-87	Edinburg
D22	Illinois	L	106-64	Champaign
D29	South Alabama ¹	L	112-64	Mobile

D30	UT-Pan American ¹	L	95-66	Mobile
J3	Baylor	L	87-69	Waco
J6	Texas Tech	L	102-62	Houston
J10	Houston	L	87-59	Hofheinz Pav.
J12	Texas Tech	L	83-58	Lubbock
J14	Arkansas	L	80-62	Houston
J19	TCU	L	103-85	Fort Worth
J24	Texas	L	74-56	Houston
J26	Texas A&M	L	85-77	College Station
J28	SMU	L	85-67	Houston
J31	Baylor	L	78-63	Houston
F3	SMU	L	91-71	Dallas
F7	Houston	L	99-79	Autry Court
F11	Arkansas	L	111-68	Fayetteville
F17	TCU	W	93-78	Houston
F21	Texas	L	90-70	Austin
F24	Texas A&M	L	98-67	Houston
F28	Texas Tech ²	L	101-84	Lubbock

¹Senior Bowl Tournament, Mobile, Ala.

²SWC Playoff, Lubbock

1976-77 (9-18, 3-13)

Coach: Bob Polk

N29	Wayland Baptist	W	81-62	Houston
D1	Tulane	W	85-61	Houston
D4	Southern Miss	W	80-77	Houston
D7	UNC-Greensboro	W	90-65	Houston

D11	Austin College	W	86-66	Houston
D13	Northern Colorado	W	76-67	Houston
D17	#9 UCLA	L	107-60	Los Angeles
D20	Cal State-Fullerton	L	74-62	Fullerton
D29	North Carolina State	L	93-72	Raleigh
D30	Duke	L	87-77	Durham
J4	SMU	L	81-71	Dallas
J8	Texas Tech	L	83-58	Houston
J10	SMU	L	72-61	Houston
J12	Houston	L	106-56	Hofheinz Pav.
J15	#16 Arkansas	L	72-45	Houston
J22	TCU	W	69-66	Fort Worth
J24	#15 Texas	L	74-68	Houston
J26	Baylor	L	89-67	Waco
J29	Texas A&M	L	93-60	College Station
F1	Baylor	W	73-60	Houston
F5	Texas Tech	L	84-65	Lubbock
F8	Houston	L	109-73	Autry Court
F12	#13 Arkansas ¹	L	78-51	Little Rock
F17	Texas A&M	L	79-61	Houston
F19	TCU	W	93-72	Houston
F22	#14 Texas	L	90-51	Austin
F26	Texas Tech ²	L	93-74	Lubbock

¹Played in Little Rock, Ark.

²SWC Playoff, Lubbock

1977-78 (4-22, 2-14)**Coach: Mike Schuler**

D3	Pacific	W	52-50	Houston
D10	Vanderbilt	L	87-69	Houston
D13	Florida Tech	W	65-63	Houston
D16	North Texas ¹	L	80-66	Hofheinz Pav.
D17	Xavier (Ohio) ¹	L	65-58	Hofheinz Pav.
D22	LSU	L	97-68	Baton Rouge
D28	Oregon State ²	L	75-58	Portland
D29	Washington ²	L	70-57	Portland
D30	Oregon ²	L	74-71	Portland
J7	Baylor	W	84-80	Houston
J9	SMU	L	80-65	Dallas
J12	#6 Arkansas	L	69-60	Houston
J14	Texas Tech	L	75-63	Houston
J17	Texas	L	78-64	Austin
J21	Houston	L	96-74	Hofheinz Pav.
J23	TCU	W	66-58	Houston
J28	Texas A&M	L	74-70	College Station
J30	SMU	L	76-73	Houston
F1	Texas Tech	L	81-77	Lubbock
F4	#2 Arkansas	L	69-48	Fayetteville
F7	#12 Texas	L	102-86	Houston
F11	Houston	L	87-62	Autry Court
F13	TCU	L	57-54	Fort Worth
F18	Baylor	L	75-65	Waco
F21	Texas A&M	L	81-75	Houston

M2 Houston³ L 108-67 Hofheinz Pav.¹Bluebonnet Classic, Hofheinz Pavilion, Houston²Far West Classic, Portland, Ore.³SWC Playoff, Hofheinz Pavilion, Houston**1978-79 (7-20, 4-12)****Coach: Mike Schuler**

N29	Texas Lutheran	W	99-90	Houston
D2	Northwestern	L	93-71	Evanston
D4	#3 Notre Dame	L	105-61	South Bend
D7	Texas State	L	63-62	Houston
D9	Walyand Baptist	W	99-67	Houston
D11	Doane	W	100-75	Houston
D15	Louisiana-Lafayette ¹	L	76-70	The Summit
D16	UT-Pan American ¹	L	75-72	The Summit
D23	Vanderbilt	L	88-59	Nashville
J4	UT-Arlington	L	67-65	Houston
J6	Baylor	L	64-52	Waco
J8	SMU	W	78-76	Houston
J10	Arkansas	L	79-66	Fayetteville
J13	Texas Tech	W	62-56	Lubbock
J16	Texas	L	94-81	Houston
J20	Houston	L	101-75	Autry Court
J22	TCU	W	59-56	Fort Worth
J27	#14 Texas A&M	L	81-62	Houston
J29	SMU	L	80-67	Dallas
F1	Texas Tech	L	78-56	Houston

F3 Arkansas L 68-50 Houston

F6 Texas L 95-52 Austin

F10 Houston L 75-72 Hofheinz Pav.

F12 TCU W 84-80 Houston

F17 Baylor L 70-69 Houston

F20 Texas A&M L 92-60 College Station

F24 Texas Tech² L 82-49 Lubbock¹Bluebonnet Bowl Classic, The Summit, Houston²SWC Playoff, Lubbock**1979-80 (7-19, 4-12)****Coach: Mike Schuler**

N30	Vanderbilt	L	95-75	Nashville
D1	Angelo State	W	84-60	Houston
D3	UT-Arlington	L	81-80	Arlington
D6	Stanford	L	78-51	Palo Alto
D8	Pacific	L	78-51	Stockton
D10	Tulane	L	56-53	New Orleans
D21	Southern Cal ¹	L	69-60	The Summit
D22	Niagara ¹	W	70-69	The Summit
J3	Houston	L	78-70	Hofheinz Pav.
J5	TCU	W	57-47	Houston
J12	Baylor	L	73-63	Waco
J15	Texas Tech	L	62-59 ot	Lubbock
J19	Texas A&M	L	84-65	Houston
J22	SMU	L	85-83	Houston
J26	Arkansas	L	73-64	Fayetteville

J28 Texas L 87-76 Houston

J30 TCU W 60-59 Fort Worth

F2 Baylor L 60-57 Houston

F4 Wright State W 84-78 Houston

F7 Texas Tech W 71-61 Houston

F9 Texas A&M L 55-53 College Station

F12 SMU L 82-81 ot Dallas

F16 Arkansas L 77-73 Houston

F19 Houston W 81-74 Autry Court

F22 Texas L 76-56 Austin

F25 Houston² L 92-80 Hofheinz Pav.¹Bluebonnet Bowl Classic, The Summit, Houston²SWC Playoff, Hofheinz Pavilion, Houston**1980-81 (12-15, 7-9)****Coach: Mike Schuler**

N28	Fairfield ¹	L	79-72	Clemson
N29	Cornell ¹	W	69-51	Clemson
D2	Tulane	L	78-62	Houston
D4	Texas State	L	68-67	Houston
D6	Western Kentucky	L	76-63	Houston
D8	Angelo State	W	77-56	Houston
D29	UAB ²	L	78-60	Birmingham
D30	Wagner ²	W	63-44	Birmingham
J3	Houston	L	63-57	Autry Court
J6	TCU	W	57-51	Fort Worth
J10	Texas Wesleyan	W	82-61	Houston

J13	Baylor	L	72-61	Houston
J17	Texas Tech	W	52-50	Houston
J20	Texas A&M	W	54-50	College Station
J24	SMU	W	60-59	Dallas
J26	Arkansas	L	57-52	Houston
J28	Texas	W	46-40 ot	Austin
J31	TCU	W	58-54	Houston
F3	Baylor	L	60-59	Waco
F7	Southwestern (Texas)	W	67-53	Houston
F10	Texas Tech	L	61-55	Lubbock
F14	Texas A&M	L	71-56	Houston
F17	SMU	W	70-62	Houston
F21	Arkansas	L	75-59	Fayetteville
F24	Houston	L	63-55	Hofheinz Pav.
F28	Texas	L	90-80	Houston
M2	Texas ³	L	58-44	Austin

¹Clemson IPTAY Classic, Clemson, S.C.

²UAB Classic, Birmingham, Ala.

³SWC Playoff, Austin

1981-82 (15-15, 6-10)

Coach: Tommy Suits

N28	Texas Wesleyan	W	97-50	Houston
D1	Tulane	L	69-60	New Orleans
D3	Texas State	W	79-53	Houston
D5	Northwestern	W	75-55	Houston
D7	Texas Lutheran	W	102-60	Houston

D18	San Francisco ¹	L	85-69	San Francisco
D19	LaSalle ¹	L	64-58	San Francisco
D21	Santa Clara	W	74-56	Santa Clara
D23	Pepperdine	L	77-64	Malibu
D29	San Francisco ²	W	78-66	Honolulu
D30	North Carolina State ²	W	71-47	Honolulu
J4	#18 Houston	L	63-61	Hofheinz Pav.
J9	TCU	L	65-64	Houston
J12	UT-San Antonio	W	83-51	Houston
J16	Baylor	L	55-53	Waco
J19	Texas Tech	W	66-57	Lubbock
J23	Texas A&M	L	68-59	Houston
J25	SMU	W	42-40	Houston
J29	#12 Arkansas	L	60-54	Fayetteville
F1	#5 Texas	W	80-49	Houston
F3	TCU	L	58-57	Fort Worth
F6	Baylor	L	66-55	Houston
F10	Texas Tech	W	76-56	Houston
F13	Texas A&M	L	82-71	College Station
F16	SMU	W	70-48	Dallas
F20	#17 Arkansas	L	72-65	Houston
F23	Houston	L	75-69	Autry Court
F27	Texas	W	60-59	Austin
M1	Texas Tech ³	L	60-46	Lubbock

¹Golden Gate Classic, San Francisco

²Rainbow Classic, Honolulu

³SWC Playoff, Lubbock

1982-83 (8-20, 2-14)

Coach: Tommy Suits

N26	Texas Wesleyan	L	56-44	Houston
N29	Louisiana Tech	L	63-62	Houston
D2	Tulane	W	32-30	Houston
D4	Johns Hopkins	W	84-39	Houston
D7	Texas Southern	W	86-66	Houston
D16	St. Mary's (Texas)	W	64-54	Houston
D18	Southwestern (Texas)	W	59-41	Houston
D20	Lamar	L	56-49	Beaumont
D28	Dayton ¹	L	68-55	Dayton
D29	Dartmouth ¹	W	47-46	Dayton
J5	Baylor	L	74-54	Waco
J8	Texas A&M	L	76-63	College Station
J10	SMU	L	57-52	Houston
J15	TCU	L	57-48	Houston
J19	Texas	L	47-45	Austin
J22	Texas Tech	L	54-50 ot	Lubbock
J26	#9 Houston	L	76-40	Autry Court
F2	#9 Arkansas	L	70-43	Fayetteville
F5	Baylor	W	65-48	Houston
F9	Texas A&M	L	51-45	Houston
F12	SMU	L	64-57	Dallas
F16	TCU	L	72-50	Fort Worth
F19	Texas	W	71-56	Houston
F23	Texas Tech	L	69-67 ot	Houston
F26	#2 Houston	L	86-52	Hofheinz Pav.

M3	UT-San Antonio	L	58-51	San Antonio
M5	#5 Arkansas	L	82-55	Houston
M7	TCU ²	L	74-49	Fort Worth

¹Dayton Invitational, Dayton, Ohio

²SWC Playoff, Fort Worth

1983-84 (13-17, 6-10)

Coach: Tommy Suits

N26	Concordia Lutheran	W	75-70	Houston
N29	Tulane	L	69-56	New Orleans
D1	UT-San Antonio	L	72-56	Houston
D3	Louisiana Tech	L	77-69	Houston
D10	Texas Southern	W	70-59	Houston
D12	Austin College	W	86-46	Houston
D21	St. Mary's (Texas)	W	66-53	Houston
D29	UT-Chattanooga ¹	L	87-61	Chattanooga
D30	Mississippi ¹	L	70-60	Chattanooga
J4	Texas A&M	L	52-47	Houston
J7	SMU	L	71-60	Dallas
J11	TCU	W	43-42	Fort Worth
J14	Texas	W	63-49	Houston
J18	Texas Tech	L	76-68	Houston
J20	#4 Houston	L	72-42	Hofheinz Pav.
J23	Notre Dame	L	50-35	South Bend
J27	#16 Arkansas	W	65-62	Houston
F1	Baylor	L	64-52	Waco
F4	Texas A&M	W	43-42	College Station

F8	SMU	L	58-54	Houston
F11	TCU	W	56-37	Houston
F15	Texas	L	61-57	Austin
F18	Texas Tech	L	74-71	Lubbock
F22	#3 Houston	L	70-54	Autry Court
F27	Prairie View A&M	W	64-44	Houston
F29	#12 Arkansas	L	79-54	Fayetteville
M3	Baylor	W	56-41	Houston
M6	TCU ²	W	64-52	Houston
M9	Texas Tech ³	W	53-48	The Summit
M10	#5 Houston ³	L	53-50	The Summit

¹Krystal Classic, Chattanooga, Tenn.

²SWC Playoff, Autry Court

³SWC Post-Season Classic IX, The Summit, Houston

1984-85 (11-16, 3-13)

Coach: Tommy Suits

N24	Austin College	W	93-56	Houston
N30	Seton Hall ¹	L	69-66	Worcester
D1	Holy Cross ¹	W	62-60	Worcester
D3	Louisiana Tech	L	75-63	Ruston
D8	Tulane	W	58-55	Houston
D10	UT-San Antonio	L	80-65	San Antonio
D19	Arkansas-Monticello	W	63-39	Houston
D21	Lamar	W	62-55	Houston
D29	Seastern Louisiana	W	64-61	Houston
J2	#7 SMU	L	66-57	Houston

J5	TCU	W	63-62	Houston
J7	Notre Dame	W	73-70	Houston
J9	Texas	L	65-53	Houston
J13	Texas Tech	L	78-54	Lubbock
J16	Houston	L	77-73	Autry Court
J23	Arkansas	L	67-56	Fayetteville
J26	Baylor	L	65-56	Houston
J30	Texas A&M	L	64-52	Houston
F3	#4 SMU	L	68-52	Dallas
F6	TCU	W	62-61	Fort Worth
F10	Texas	L	66-65	Austin
F13	Texas Tech	L	61-60	Houston
F17	Houston	L	96-91	Hofheinz Pav.
F20	Tarleton State	W	82-44	Houston
F24	Arkansas	W	71-68	Houston
F27	Baylor	L	97-78	Waco
M2	Texas A&M	L	79-62	College Station

¹Holy Cross Classic, Worcester, Mass.

1985-86 (9-19, 2-14)

Coach: Tommy Suits

N23	Southwestern (Texas)	W	90-54	Houston
N25	Tarleton State	W	83-49	Houston
N27	Montana	W	64-61	Houston
N30	Seastern Louisiana	L	80-75	Hammond

D2	Austin Peay	L	84-77	Clarksville
D9	Jackson State	W	56-55	Houston
D19	Mary Hardin-Baylor	W	90-50	Houston
D21	Northwestern State	W	58-53	Houston
D27	Iowa State ¹	L	94-60	Nashville
D28	Davidson ¹	L	70-47	Nashville
J2	TCU	L	66-64	Fort Worth
J4	Texas	L	57-46	Houston
J8	Texas Tech	L	51-50	Houston
J11	Houston	W	71-68	Hofheinz Pav.
J15	Sul Ross State	W	93-50	Houston
J18	Arkansas	L	58-50	Houston
J22	Baylor	L	53-49	Waco
J25	Texas A&M	L	68-55	College Station
J29	SMU	L	68-52	Houston
F1	TCU	L	69-48	Houston
F5	Texas	L	62-56	Austin
F8	Texas Tech	W	52-50	Lubbock
F12	Houston	L	71-69	Autry Court
F19	Arkansas	L	60-59	Fayetteville
F22	Baylor	L	57-44	Houston
F26	Texas A&M	L	70-62	Houston
M1	SMU	L	48-42	Dallas
M7	TCU ²	L	78-59	Dallas

¹Music City Invitational, Nashville, Tenn.

²SWC Post-Season Classic XI, Reunion Arena, Dallas

1986-87 (8-19, 2-14)

Coach: Tommy Suits

N28	Richmond ¹	L	73-66	Richmond
N29	Stanford ¹	L	77-52	Richmond
D1	Pacific	L	57-49	Houston
D5	UT-San Antonio ²	W	84-63	Houston
D6	Northwestern State ²	W	48-45	Houston
D9	Austin Peay State	L	73-70	Houston
D17	Louisiana College	W	77-67	Houston
D19	Seastern Louisiana	W	68-66	Houston
D23	San Diego	L	48-47	San Diego
D30	Southwestern (Texas)	W	98-55	Houston
J3	Texas	L	72-52	Austin
J7	Texas Tech	L	65-47	Lubbock
J10	Houston	L	71-36	Autry Court
J12	Trinity (Texas)	W	94-42	Houston
J14	Arkansas	L	62-54	Fayetteville
J18	Baylor	L	80-64	Houston
J21	Texas A&M	W	69-67	Houston
J24	SMU	L	63-43	Dallas
J28	#16 TCU	L	64-38	Fort Worth

Interim Coach: Greg Walcavich (1-7)

F1	Texas	L	70-69	Houston
F4	Texas Tech	L	79-63	Houston
F7	Houston	L	75-62	Hofheinz Pav.
F14	Arkansas	L	88-68	Houston
F18	Baylor	W	63-62	Waco

F21	Texas A&M	L	63-60	College Station
F25	SMU	L	95-79	Houston
F28	#15TCU	L	85-69	Houston

¹Central Fidelity Classic, Richmond, Va.

²Rice Invitational, Autry Court

1987-88 (6-21, 3-13)

Coach: Scott Thompson

N27	San Diego	W	97-90	ot	Houston
N30	Missouri-Kansas City	W	62-60		Kansas City
D2	Mississippi State	L	72-68		Houston
D4	Akron ¹	L	72-67		Akron
D5	U.S. International ¹	L	82-81		Akron
D8	Southern	L	107-86		Houston
D21	#18Georgetown	L	90-63		Washington, D.C.
D27	Nevada	L	86-73		Reno
D29	Montana	L	64-48		Missoula
J2	Wisconsin-Oshkosh	W	89-69		Houston
J6	Texas Tech	L	74-66		Lubbock
J10	Texas	W	77-75		Austin
J13	TCU	W	74-69		Houston
J16	SMU	L	72-60		Houston
J20	Texas A&M	L	75-70		College Station
J23	Baylor	L	84-68		Waco
J27	Arkansas	L	80-61		Houston
J30	Lamar	L	85-70		Beaumont
F3	Houston	L	84-67		Hofheinz Pav.

F7	Texas Tech	W	63-61		Houston
F10	Texas	L	68-66		Houston
F13	TCU	L	73-58		Fort Worth
F17	SMU	L	86-68		Dallas
F20	Texas A&M	L	67-55		Houston
F24	Baylor	L	72-57		Houston
F27	Arkansas	L	112-87		Fayetteville
M5	Houston	L	81-65		Autry Court

¹McDonald's-Zips Classic, Akron, Ohio

1988-89 (12-16, 6-10)

Coach: Scott Thompson

D25	Detroit	L	64-53		Detroit
N28	Mississippi State	L	63-61		Starkville
N30	Alcorn State	W	107-74		Houston
D2	Marquette ¹	L	76-60		Milwaukee
D3	Maine ¹	W	75-58		Milwaukee
D8	Southern	W	83-80		Houston
D10	Nevada	W	92-80		Houston
D22	Lamar	L	73-64		Houston
D28	Northern Illinois	W	92-81		DeKalb
D30	Indiana State	L	86-74		Terre Haute
J4	Houston	L	90-75		Hofheinz Pav.
J7	Texas Tech	W	79-74	ot	Houston
J11	Texas	L	66-65		Houston
J15	TCU	L	70-64		Fort Worth
J19	SMU	L	67-57		Dallas

J21	Texas A&M	W	79-77		Houston
J25	Baylor	L	68-61		Houston
J28	Arkansas	L	81-77		Fayetteville
F1	Eastern New Mexico	W	90-83		Houston
F5	Houston	W	67-66		Autry Court
F8	Texas Tech	L	77-61		Lubbock
F11	Texas	L	116-74		Austin
F15	TCU	W	70-67		Houston
F18	SMU	W	67-65		Houston
F22	Texas A&M	L	72-58		College Station
F25	Baylor	W	70-56		Waco
M1	Arkansas	L	83-73		Houston
M10	Arkansas ²	L	108-72		Dallas

¹First Bank Milwaukee Classic, Milwaukee, Wis.

²SWC Post-Season Classic XIV, Reunion Arena, Dallas

1989-90 (11-17, 5-11)

Coach: Scott Thompson

N24	Colorado	L	102-86		Boulder
N27	Tulane	W	91-64		Houston
N30	Indiana State	W	77-75	ot	Houston
D2	Duquesne	L	70-68		Pittsburgh
D4	Wisconsin-Platteville	W	64-60		Houston
D9	#3Georgetown	L	81-60		Washington, D.C.

D21	Prairie View A&M	W	73-51		Houston
D28	Alabama State ¹	L	81-78		Birmingham
D29	New Hampshire ¹	W	57-52		Birmingham
J3	Detroit	L	77-75		Houston
J6	Houston	L	84-69		Autry Court
J10	Texas Tech	W	74-71		Lubbock
J13	Baylor	W	65-62		Waco
J17	TCU	W	66-64	ot	Houston
J20	SMU	W	58-55	ot	Houston
J24	Texas A&M	L	84-82		College Station
J27	Texas	L	97-84		Austin
J31	#3Arkansas	L	70-66		Houston
F3	Missouri-Kansas City	W	87-80		Houston
F7	Houston	L	84-67		Hofheinz Pav.
F10	Texas Tech	W	75-56		Houston
F14	Baylor	L	74-69		Houston
F17	TCU	L	67-55		Fort Worth
F21	SMU	L	65-64		Dallas
F24	Texas A&M	L	103-95		Houston
F28	Texas	L	86-84		Houston
M3	#12Arkansas	L	104-80		Fayetteville
M9	Houston ²	L	90-81		Dallas

¹UAB Classic, Birmingham, Ala.

²SWC Post-Season Classic XV, Reunion Arena, Dallas

1990-91 (16-14, 9-7)**Coach: Scott Thompson**

N23	Tulane	L	76-74	New Orleans
N26	Colorado	W	77-68	Houston
D1	Samford	W	78-51	Houston
D4	Duquesne	W	95-83	Houston
D8	#6 Georgetown ¹	L	53-47	Houston
D20	Northern Illinois	L	76-66	Houston
D22	Texas State	W	78-69	San Marcos
D28	Austin Peay State ²	L	87-67	Nashville
D29	Vanderbilt ²	L	75-68	Nashville
J2	#2 Arkansas	L	86-62	Houston
J5	Northwestern State	W	64-56	Houston
J9	Houston	L	80-73	Hofheinz Pav.
J12	Texas	L	92-79	Houston
J16	Texas Tech	W	70-58	Houston
J19	TCU	L	78-68	Fort Worth
J23	SMU	L	77-73	Dallas
J26	Texas A&M	W	98-76	Houston
J30	Baylor	W	102-96	Houston
F2	#2 Arkansas	L	100-87	Fayetteville
F5	Texas Wesleyan	W	80-66	Houston
F10	Houston	W	79-69	Autry Court
F12	#24 Texas	L	65-64	Austin
F16	Texas Tech	W	75-72	Lubbock
F19	TCU	W	69-57	Houston
F23	SMU	W	71-62	Houston

F27	Texas A&M	W	72-55	College Station
M2	Baylor	W	72-70	Waco
M8	³ TCU	W	76-57	Dallas
M9	#5 Arkansas ³	L	109-80	Dallas
M14	Arkansas Stat ⁴	L	78-71	Jonesboro

¹Played at The Summit, Houston²Music City Invitational, Nashville, Tenn.³SWC Post-Season Classic XVI, Reunion Arena, Dallas⁴54th National Invitation Tournament**1991-92 (20-11, 8-6)****Coach: Scott Thompson**

N22	Pacific ¹	W	88-79	Palo Alto
N23	Stanford ¹	L	68-64	Palo Alto
N25	Arizona State ²	W	77-71	Lahaina
N26	Michigan State ²	L	75-67	Lahaina
N27	Chaminade ²	W	93-86	Lahaina
D2	Prairie View A&M	W	96-60	Prairie View
D4	Sam Houston State	W	78-51	Houston
D7	Texas State	W	93-63	Houston
D19	Grambling State	W	101-61	Houston
D21	#15 Michigan	L	87-70	Ann Arbor
D28	Monmouth	L	60-59	West Long Beach
D30	Fairfield	W	78-77 ot	Fairfield
J3	A&M-Kingsville	W	86-67	Houston
J6	Fordham	W	74-57	Houston
J9	Baylor	W	76-69 ot	Houston

J18	Houston	L	74-60	Houston
J22	Texas Tech	W	84-69	Lubbock
J25	Texas A&M	W	79-64	College Station
J28	TCU	L	76-50	Houston
F1	SMU	W	66-56	Houston
F4	Texas	L	88-87	Austin
F8	Baylor	W	72-65	Waco
F10	Samford	W	53-43	Birmingham
F15	Grambling State	W	81-49	Grambling
F18	Houston	L	86-83	Hofheinz Pav.
F22	Texas Tech	L	105-98	Houston
F26	Texas A&M	W	77-70	Houston
F29	TCU	L	64-59	Fort Worth
M2	SMU	W	58-53 ot	Dallas
M5	Texas	W	103-97	Houston
M13	Texas Tech ³	L	65-62	Dallas

¹Stanford/Apple Invitational, Palo Alto, Calif.²Maui Invitational, Lahaina, Hawaii³SWC Post-Season Classic XVII, Reunion Arena, Dallas**1992-93 (18-10, 11-3)****Coach: Willis Wilson**

D1	#1 Michigan ¹	L	75-71	The Summit
D4	Murray State ²	W	89-78	Seattle
D5	Washington ²	W	68-60	Seattle
D17	Delaware ³	L	71-65	Tokyo
D20	Xavier (Ohio) ³	L	75-60	Tokyo

D30	Colorado State	L	79-75	Fort Collins
J2	Monmouth (N.J.)	W	78-57	Houston
J5	Texas	W	92-87	Austin
J7	Fairfield	W	83-72	Houston
J9	Mississippi	W	89-79	Oxford
J12	Texas A&M	W	66-65	College Station
J16	TCU	W	84-67	Houston
J20	Texas Tech	W	67-59	Houston
J23	Baylor	L	96-87	Waco
J27	Mississippi	W	72-67	Houston
J30	Texas	W	101-83	Houston
F2	Houston	W	65-61	Hofheinz Pav.
F6	SMU	L	78-77	Dallas
F13	TCU	W	68-50	Fort Worth
F17	Baylor	W	84-77	Houston
F20	Texas Tech	W	86-79	Lubbock
F24	Fordham	L	69-67	The Bronx
F27	SMU	W	90-67	Houston
M3	Houston	W	89-78 ot	Autry Court
M6	Texas A&M	L	82-76	Houston
M12	Texas ⁴	L	81-76	Dallas
M17	Wisconsin ⁵	W	77-73	Madison
M22	Boston College ⁵	L	101-68	Boston

¹Played at The Summit, Houston*(game later forfeited by Michigan)*²U.S. West Cellular Air Time Tournament, Seattle, Wash.³NCAA Ball, Tokyo, Japan

⁴SWC Post-Season Classic XVIII, Reunion Arena, Dallas
⁵56th National Invitation Tournament

1993-94 (15-14, 6-8)

Coach: Willis Wilson

N18	#10 Minnesota ¹	L	70-61	Minneapolis
N28	Nevada	W	74-64	Houston
D1	Sam Houston State	W	83-64	Huntsville
D4	#12 Virginia	L	59-51	Charlottesville
D18	Colorado State	W	64-63	Houston
D20	Southern	W	84-75	Houston
D29	St. Bonaventure ²	W	71-58	Albuquerque
D30	New Mexico ²	L	90-75	Albuquerque
J3	Boise State	W	79-56	Houston
J5	Dayton	W	76-64	Dayton
J8	Montana	L	79-70	Houston
J11	SMU	W	71-61	Houston
J16	Texas A&M	L	67-64	Houston
J19	TCU	W	102-76	Fort Worth
J22	Oral Roberts	W	85-68	Tulsa
J26	Baylor	W	96-88 ot	Houston
J29	Texas Tech	L	91-72	Lubbock
F1	Texas	L	85-70	Austin
F5	Houston	L	69-67	Autry Court
F8	Centenary	L	79-74	Shreveport
F13	SMU	W	65-63	Dallas
F16	TCU	W	84-65	Houston

F19	Texas A&M	L	75-61	College Station
F23	Baylor	W	93-91	Waco
F26	Texas Tech	L	76-62	Houston
M2	Texas	L	78-70	Houston
M5	Houston	L	78-76	Hofheinz Pav.
M10	Baylor ³	W	85-82	Dallas
M11	Texas ³	L	101-89	Dallas

¹Preseason National Invitation Tournament

²Intercable Lobo Invitational, Albuquerque, N.M.

³1994 Dr. Pepper SWC Classic, Reunion Arena, Dallas

1994-95 (15-13, 8-6)

Coach: Willis Wilson

N26	Nevada	L	71-68	Reno
N28	Centenary	W	82-56	Houston
D1	Sam Houston State	W	64-50	Houston
D5	Houston Baptist	W	72-65	Houston
D10	#20 Virginia ¹	L	67-50	The Summit
D22	#7 Kansas	L	71-57	Lawrence
D28	Holy Cross	L	75-74	Houston
D30	Kent	W	70-57	Houston
J5	Montana	L	90-81 2ot	Missoula
J7	Boise State	L	87-74	Boise
J11	Houston	W	87-76	Hofheinz Pav.
J14	SMU	W	85-71	Dallas
J17	Texas A&M ¹	W	66-62	The Summit
J22	TCU	L	102-93	Houston

J25	Southern	W	80-71	Baton Rouge
J28	Baylor	W	90-79	Waco
F1	Texas Tech ¹	L	66-63	The Summit
F4	Texas	L	88-56	Austin
F8	Houston	L	73-67	Autry Court
F11	SMU	W	63-55	Houston
F15	Texas A&M	W	75-69	College Station
F19	TCU	W	74-73	Fort Worth
F22	Oral Roberts	W	83-72	Houston
F26	Texas Tech	L	73-63	Lubbock
M1	Baylor ¹	W	80-68	The Summit
M5	Texas ¹	L	108-74	The Summit
M9	Texas A&M ²	W	84-75	Dallas
M10	Texas ²	L	78-75	Dallas

¹Played at The Summit, Houston

²1995 Dr. Pepper SWC Classic, Reunion Arena, Dallas

1995-96 (14-14, 5-9)

Coach: Willis Wilson

N24	Yale ¹	W	80-58	Palo Alto
N25	#18 Stanford ¹	L	75-64	Palo Alto
D2	Kent	L	86-76	Kent
D7	#1 Kansas	L	83-63	Houston
D9	Vanderbilt	W	78-77	Nashville

D21	Dartmouth	W	62-54	Houston
D23	St. Bonaventure	W	62-49	Houston
D29	Idaho State ²	W	73-56	East Lansing
D30	Central Michigan ²	W	65-57	East Lansing
J4	Navy	L	64-56	Annapolis
J6	Texas	W	80-69	Austin
J13	Houston	L	76-74	Autry Court
J17	SMU	W	69-51	Houston
J20	Texas A&M	L	78-56	College Station
J22	TCU	L	80-71	Fort Worth
J29	Southern	W	78-70	Houston
J31	Baylor	W	79-64	Houston
F3	#15 Texas Tech	L	79-57	Houston
F7	Texas	L	79-64	Houston
F10	Houston	L	63-59	Hofheinz Pav.
F14	SMU	W	71-70	Dallas
F17	Texas A&M	W	60-55	Houston
F21	TCU	L	70-67	Houston
F28	Baylor	L	101-88	Waco
M2	#9 Texas Tech	L	84-70	Lubbock
M7	TCU ³	W	78-67	Dallas
M8	#7 Texas Tech ³	L	68-53	Dallas

¹Stanford/Fry's Invitational, Palo Alto, Calif.

²Oldsmobile Spartan Classic, East Lansing, Mich.

³1996 Dr. Pepper SWC Classic, Reunion Arena, Dallas

1996-97 (12-15, 6-10)**Coach: Willis Wilson**

N22	Houston Baptist	W	92-68	Houston
N26	Colorado Mines	W	79-52	Houston
N29	Florida State	L	79-54	Tallahassee
D3	St. Bonaventure	L	58-53	St. Bonaventure
D6	Princeton ¹	L	59-54	Milwaukee
D7	Prairie View A&M ¹	W	82-53	Milwaukee
D22	North Texas	L	64-62 ot	Denton
D28	Southern	W	78-58	Baton Rouge
D30	Navy	W	69-52	Houston
J4	Pennsylvania	W	70-63	Houston
J6	Fresno State	L	79-76	Houston
J13	Tulsa	L	65-33	Tulsa
J16	UTEP	W	74-60	Houston
J18	#12 New Mexico	L	69-61	Houston
J23	BYU	W	62-59	Provo
J25	#5 Utah	L	78-58	Salt Lake City
J30	TCU	W	82-80	Houston
F1	SMU	W	62-58	Houston
F6	#22 Tulsa	W	75-58	Houston
F8	Fresno State	L	82-54	Fresno
F13	#13 New Mexico	L	81-64	Albuquerque
F15	UTEP	L	83-78	El Paso
F22	BYU	W	68-44	Houston
F24	#4 Utah	L	75-66	Houston
F27	SMU	L	59-53	Dallas

M1	TCU	L	85-79	Fort Worth
M4	UNLV ²	L	71-61	Las Vegas

¹First Bank Classic, Milwaukee, Wis.²WAC Tournament, Las Vegas, Nev.**1997-98 (6-22, 3-11)****Coach: Willis Wilson**

N14	Florida State	L	65-53	Houston
N17	#2 Kansas	L	88-61	Lawrence
N22	Pennsylvania	L	78-73	Philadelphia
N25	Missouri-Rolla	W	79-57	Houston
N28	Evansville ¹	W	59-54	Caguas
N29	West Virginia ¹	L	78-61	Caguas
N30	South Florida ¹	L	49-46	Caguas
D5	#10 Iowa ²	L	81-52	Iowa City
D6	Mount St. Mary's ²	L	58-55	Iowa City
D10	Nicholls State	L	72-64	Houston
D21	Centenary	L	58-52	Houston
D29	Stetson	W	75-55	Houston
J3	#4 Utah	L	73-65	Salt Lake City
J11	Tulsa	W	76-63	Houston
J15	San Jose State	W	61-50	San Jose
J17	Fresno State	L	93-65	Fresno
J22	#24 Hawaii	L	65-63	Houston
J24	San Diego State	L	62-51	Houston
J29	TCU	L	97-67	Fort Worth
J31	SMU	L	91-67	Dallas

F5	Tulsa	L	75-62	Tulsa
F7	#5 Utah	L	60-49	Houston
F12	Fresno State	L	82-80	Houston
F14	San Jose State	W	72-59	Houston
F19	Hawaii	L	69-50	Honolulu
F21	San Diego State	L	75-66	San Diego
F26	SMU	L	69-67	Houston
F28	#15 TCU	L	86-73	Houston

¹San Juan Thanksgiving Shootout, Caguas, P.R.²Super Chevy Shootout, Iowa City, Iowa**1998-99 (18-10, 8-6)****Coach: Willis Wilson**

N13	UT-Pan American	W	80-40	Houston
N16	Navy	L	78-61	Annapolis
N21	Houston	W	69-64	Autry Court
N23	Missouri-Rolla	W	69-59	Houston
D1	Stephen F. Austin	W	82-68	Houston
D4	Weber State ¹	L	72-66 ot	San Francisco
D5	Holy Cross ¹	W	83-49	San Francisco
D9	Louisiana College	W	83-51	Houston
D20	Southern	W	73-50	Houston
D22	St. Mary's ²	W	81-70 ot	Ames
D23	Iowa State ²	L	50-45	Ames
J2	Portland	W	73-52	Houston
J7	Wyoming	W	77-52	Houston
J9	Colorado State	W	63-60	Houston

J14	UNLV	L	78-72	Las Vegas
J16	Air Force	W	71-69	Colorado Springs
J23	Tulsa	L	65-50	Houston
J28	SMU	W	84-79 ot	Houston
J30	#24 TCU	W	76-69	Houston
F4	Colorado State	L	64-55	Fort Collins
F6	Wyoming	L	70-63	Laramie
F11	Air Force	W	88-64	Houston
F13	UNLV	W	59-55	Houston
F20	Tulsa	L	77-47	Tulsa
F25	TCU	L	63-62	Fort Worth
F27	SMU	W	66-57	Dallas
M2	San Jose State ³	W	64-61	Las Vegas
M4	#25 New Mexico ³	L	51-49	Las Vegas

¹Northwestern Mutual Classic, San Francisco²The Tribune Holiday Classic, Ames, Iowa³WAC Tournament, Las Vegas, Nev.**1999-2000 (5-22, 1-13)****Coach: Willis Wilson**

N19	Navy	W	70-64 ot	Houston
N22	Loyola (La.)	W	65-38	Houston
N27	Portland	L	69-55	Portland

D2	Northwestern State	W	52-49	Houston
D7	Stephen F. Austin	L	77-71	Nacogdoches
D7	Houston	L	84-71 ot	Hofheinz Pav.
D11	Texas A&M ¹	L	56-53	Compaq Center
D20	Rockhurst	W	51-43	Houston
D22	Lamar	L	51-40	Houston
D28	Duquesne	L	72-57	Pittsburgh
J3	UT-Pan American	L	72-62	Edinburg
J8	SMU	L	80-71	Dallas
J16	#19 Tulsa	L	67-49	Houston
J20	Hawaii	L	68-65	Houston
J22	San Jose State	L	58-56	Houston
J27	Fresno State	L	86-53	Fresno
J29	UTEP	L	92-70	El Paso
F3	TCU	L	83-70	Houston
F7	SMU	L	65-50	Houston
F9	Northwestern	L	61-47	Evanston
F14	#13 Tulsa	L	75-33	Tulsa
F17	San Jose State	L	52-48 ot	San Jose
F19	Hawaii	L	90-63	Honolulu
F24	UTEP	W	62-59	Houston
F26	Fresno State	L	69-57	Houston
M3	TCU	L	85-62	Fort Worth
M9	#14 Tulsa ²	L	71-51	Fresno

¹Played at Compaq Center, Houston

²WAC Tournament, Fresno, Calif.

2000-01 (14-16, 5-11)

Coach: Willis Wilson

N18	Navy	W	69-51	Annapolis
N21	Houston	W	65-45	Autry Court
N24	B'ham-Southern	W	60-49	Houston
N28	Stephen F. Austin	W	82-57	Houston
D2	Lamar	W	60-53	Beaumont
D4	Middle Tennessee	L	75-73 ot	Houston
D9	BYU ¹	L	59-49	Compaq Center
D20	Portland State	W	74-62	Houston
D28	Baylor	L	73-57	Waco
D30	Duquesne	W	81-68	Houston
J4	Fresno State	L	69-58	Houston
J6	Nevada	W	74-63	Houston
J10	UT-Pan American	W	75-71	Houston
J13	Siena	L	76-52	Albany
J18	SMU	L	72-54	Dallas
J20	TCU	W	73-66	Fort Worth
J25	Hawaii	W	70-64	Houston
J27	San Jose State	L	54-44	Houston
F1	UTEP	L	85-69	El Paso
F5	SMU	L	66-56	Houston
F8	Tulsa	L	79-55	Tulsa
F10	TCU	W	76-72	Houston
F15	San Jose State	L	57-53	San Jose
F17	Hawaii	L	61-53	Honolulu
F22	Tulsa	W	59-56	Houston

F24	UTEP	L	59-52	Houston
M1	Fresno State	L	79-74	Fresno
M3	Nevada	L	70-57	Reno
M6	Nevada ²	W	60-44	Tulsa
M8	#25 Fresno State ²	L	60-52	Tulsa

¹Toys for Tots Basketball Challenge

Compaq Center, Houston

²WAC Tournament, Tulsa, Okla.

2001-02 (10-19, 5-13)

Coach: Willis Wilson

N16	Navy	W	75-72	Houston
N20	Lamar	W	91-62	Houston
N22	Colorado	L	108-80	Boulder
N27	Stephen F. Austin	L	90-86 ot	Nacogdoches
N29	Houston	L	62-61	Hofheinz Pav.
D1	Baylor	W	75-60	Houston
D4	Middle Tennessee	L	65-52	Murfreesboro
D21	Centenary	W	66-57	Houston
D27	UT-Pan American	L	81-64	Houston
D29	Siena	W	71-60	Houston
J3	Fresno State	L	87-61	Fresno
J5	Nevada	L	91-70	Reno
J10	Boise State	L	62-59	Houston
J12	UTEP	W	73-59	Houston
J17	SMU	L	76-49	Dallas
J19	Louisiana Tech	L	57-43	Ruston

J24	Hawaii	L	88-79	Houston
J26	San Jose State	W	70-58	Houston
J28	Tulsa	L	79-60	Tulsa
J31	Nevada	L	64-56	Houston
F2	Fresno State	W	76-63	Houston
F7	UTEP	W	75-68	El Paso
F9	Boise State	L	78-62	Boise
F14	Louisiana Tech	L	72-61	Houston
F16	SMU	L	63-61	Houston
F21	San Jose State	W	62-46	San Jose
F23	Hawaii	L	79-50	Honolulu
F28	Tulsa	L	67-62	Houston
M5	San Jose State ¹	L	58-57	Tulsa

¹WAC Tournament, Tulsa, Okla.

2002-03 (19-10, 11-7)

Coach: Willis Wilson

N22	Tulane	W	72-58	Houston
N24	Stanford	L	79-62	Palo Alto
N27	Houston	W	71-53	Autry Court
N30	BYU	L	95-56	Houston

D7	Lamar	W	62-45	Houston
D18	St. Edward's	W	106-48	Houston
D21	Colorado	W	80-61	Houston
D23	Navy	W	82-60	Annapolis
D30	Louisiana College	W	86-69	Houston
J2	Nevada	W	79-75	Houston
J4	Fresno State	L	71-70	Fresno
J8	UT-Pan American	W	85-79	Edinburg
J11	Tulsa	L	94-77	Houston
J16	Boise State	W	74-65	Boise
J18	UTEP	W	91-63	El Paso
J23	SMU	L	89-83	Houston
J25	Louisiana Tech	W	93-92	Houston
J30	Hawaii	L	85-70	Honolulu
F1	San Jose State	W	71-66 ot	San Jose
F8	Tulsa	L	79-56	Tulsa
F13	UTEP	W	72-66	Houston
F15	Boise State	W	72-62	Houston
F20	Louisiana Tech	W	65-63	Ruston
F22	SMU	L	73-63	Houston
F27	San Jose State	W	65-52	Houston
M1	Hawaii	W	75-58	Houston
M5	Nevada	L	86-68	Reno
M8	Fresno State	W	92-71	Houston
M13	Hawaii ¹	L	62-61 ot	Tulsa

¹WAC Tournament, Tulsa, Okla.

2003-04 (22-11, 12-6)

Coach: Willis Wilson

N21	Idaho State ¹	W	76-46	Fairbanks
N22	St. Mary's (Calif.) ¹	W	69-55	Fairbanks
N23	Washington State ¹	W	64-49	Fairbanks
N30	#20 Stanford	L	60-56	Houston
D3	Houston	W	62-52	Hofheinz Pav.
D6	Tulane	L	73-67	New Orleans
D18	Lamar	W	84-78	Beaumont
D20	UT-Pan American	W	69-58	Houston
D22	Navy	W	81-55	Houston
D30	Dallas	W	102-79	Houston
J2	#1 Connecticut	L	92-83	Houston
J5	Louisiana Tech	W	89-77	Ruston
J8	Boise State	W	81-61	Houston
J10	UTEP	W	84-68	Houston
J17	Tulsa	L	74-68	Tulsa
J20	SMU	W	80-40	Houston
J22	Fresno State	W	65-63	Fresno
J24	Nevada	L	101-76	Reno
J28	Hawaii	W	76-73	Houston
J31	San Jose State	W	82-49	Houston
F5	UTEP	L	105-62	El Paso
F7	Boise State	L	80-69	Boise
F14	Tulsa	W	111-103 2ot	Houston
F18	Nevada	W	87-75	Houston
F21	Louisiana-Lafayette	W	81-76	Houston

F23	Fresno State	W	63-60	Houston
F27	San Jose State	W	61-55	San Jose
F29	Hawaii	L	91-77	Honolulu
M4	Louisiana Tech	L	70-58	Houston
M6	SMU	W	71-66	Dallas
M11	Hawaii ²	W	70-68	Fresno
M12	Nevada ²	L	67-59	Fresno
M17	Wisc.-Milwaukee ³	L	91-63	Milwaukee

¹BP Top of the World Classic, Fairbanks, Alaska

²WAC Tournament, Fresno, Calif.

³67th National Invitational Tournament

2004-05 (19-12, 12-6)

Coach: Willis Wilson

N20	Mobile	W	77-56	Houston
N23	Middle Tennessee	W	67-62	Houston
N27	Louisiana-Lafayette	W	75-61	Lafayette
N30	Houston	W	74-73	Autry Court
D6	Grambling State	W	113-54	Houston
D16	Lamar	W	81-75	Houston
D19	#11 Connecticut	L	81-72	Hartford
D22	Syracuse	L	88-72	Syracuse
D30	SMU	W	66-64 ot	Houston
J1	Louisiana Tech	W	78-57	Houston
J6	UTEP	L	96-67	El Paso
J8	Boise State	W	87-75	Boise
J15	Tulsa	W	82-70	Houston

J20	Fresno State	W	83-68	Houston
J22	Nevada	L	62-59	Houston
J27	Hawaii	L	75-72 ot	Honolulu
J29	San Jose State	L	90-85	San Jose
F3	Boise State	W	68-52	Houston
F5	UTEP	L	73-72	Houston
F8	Rockhurst	W	82-63	Houston
F12	Tulsa	W	71-64 ot	Tulsa
F16	Nevada	L	73-58	Reno
F19	Murray State	L	69-63	Houston
F21	Fresno State	W	76-68	Fresno
F25	San Jose State	W	56-50	Houston
F27	Hawaii	W	80-61	Houston
M3	Louisiana Tech	W	78-64	Ruston
M5	SMU	W	80-75 2ot	Dallas
M10	SMU ¹	W	63-47	Reno
M11	UTEP ¹	L	85-77	Reno
M16	Missouri State ²	L	105-82	Springfield

¹WAC Tournament, Reno, Nev.

²68th National Invitational Tournament

2005-06 (12-16, 6-8)

Coach: Willis Wilson

N18	Marquette ¹	L	82-65	Milwaukee
N19	IUPUI ¹	L	58-56	Milwaukee
N22	N.M. Highlands	W	87-75	Houston
N26	Oregon	L	84-60	Eugene

N29	Prairie View A&M	W	67-58	Houston
D3	Utah	W	96-94 3ot	Houston
D5	#2 Texas ²	L	85-58	Toyota Center
D15	Palm Beach Atlantic	W	93-54	Houston
D17	Arkansas	L	80-61	Fayetteville
D21	Texas Southern	W	81-65	Houston
D30	Murray State	L	83-65	Murray
J2	Yale	L	70-67	Houston
J5	Princeton	W	52-41	Houston
J11	Houston	W	71-62	Autry Court
J14	Tulane	W	60-57	New Orleans
J18	UAB	L	75-68	Houston
J21	SMU	L	80-69 ot	Dallas
J25	Southern Miss	W	67-61	Hattiesburg
J28	Tulane	L	70-53	Houston
F4	#3 Memphis	L	84-79	Houston
F8	Marshall	W	78-75 ot	Huntington
F11	Tulsa	L	80-73	Tulsa
F15	East Carolina	W	62-54	Houston
F18	UTEP	L	58-47	El Paso
F25	UCF	L	77-64	Orlando
M1	Houston	L	74-71	Hofheinz Pav.
M4	SMU	W	68-66	Houston
M8	SMU ³	L	61-59	Memphis

¹Pepsi Blue & Gold Classic, Milwaukee, Wis.

²Toyota Center, Houston

³Conference USA Tournament, Memphis, Tenn.

2006-07 (16-16, 8-8)

Coach: Willis Wilson

N11	Paul Quinn College	W	118-66	Houston
N14	Gonzaga ¹	L	88-50	Spokane
N15	Colorado State ¹	W	70-61	Spokane
N18	North Texas	L	71-69	Houston
N20	Oregon	L	79-73	Houston
N25	Utah	L	80-64	Salt Lake City
D2	UT-Permian Basin	W	80-46	Houston
D6	Lamar	W	83-71	Houston
D20	Prairie View A&M	W	82-65	Houston
D28	Belmont ²	L	87-85	Moraga
D29	Western Carolina ²	W	67-62	Moraga
J2	Vanderbilt	L	74-69	Houston
J6	Princeton	L	51-28	Princeton
J10	Tulane	W	75-70 ot	Houston
J13	East Carolina	W	64-47	Greenville
J17	Houston	W	76-71	Autry Court
J20	UCF	L	72-67	Orlando
J24	UTEP	W	73-67	Houston
J27	Tulane	L	75-55	New Orleans
J31	Houston	L	70-63	Hofheinz Pav.
F3	East Carolina	W	83-74	Autry Court
F7	Southern Miss	W	70-55	Houston
F10	SMU	W	63-60	Dallas
F14	UAB	L	84-73	Birmingham
F17	UCF	L	74-63	Houston

F22	#7 Memphis	L	99-63	Memphis
F24	SMU	W	75-66	Houston
F28	Marshall	L	69-65	Huntington
M3	Tulsa	L	73-65	Houston
M7	UTEP ³	W	77-74	Memphis
M8	UCF ³	W	53-51	Memphis
M9	Houston ³	L	77-62	Memphis

¹NIT Season Tip-Off, Spokane, Wash.

²Saint Mary's College Classic, Moraga, Calif.

³Conference USA Tournament, Memphis, Tenn.

2007-08 (3-27, 0-16)

Coach: Willis Wilson

N13	TCU	L	76-49	Fort Worth
N17	Duquesne ¹	L	86-59	Merrell Center
N20	Richmond ²	L	61-55	Reliant Arena
N27	UALR ²	L	59-52	Reliant Arena
N30	Eastern Illinois ³	W	55-49	Iowa City
D1	Louisiana-Monroe ³	L	80-67	Iowa City
D5	Texas State	W	88-81	San Marcos
D8	#4 Texas ⁴	L	80-54	Toyota Center
D22	Lamar	L	66-49	Beaumont

D29	TCU ¹	W	70-65	Merrell Center
D31	#12 Texas A&M	L	68-41	College Station
J3	#15 Vanderbilt	L	76-58	Nashville
J5	Oklahoma	L	61-49	Norman
J9	Marshall ²	L	66-47	Reliant Arena
J12	UTEP	L	71-43	El Paso
J16	#2 Memphis ²	L	77-50	Reliant Arena
J19	Tulane	L	61-56	New Orleans
J23	Houston ²	L	69-60	Reliant Arena
J26	Southern Miss	L	71-53	Hattiesburg
F2	Tulane ¹	L	84-77	Merrell Center
F6	East Carolina	L	64-45	Greenville
F9	SMU	L	68-53	Dallas
F13	UAB ²	L	69-60	Reliant Arena
F16	UCF ²	L	60-53	Reliant Arena
F20	Tulsa	L	68-37	Tulsa
F23	Houston	L	71-62	Hofheinz Pav.
M1	UCF	L	68-60	Orlando
M5	East Carolina ¹	L	75-68	Merrell Center
M8	SMU ¹	L	61-58	Merrell Center
M12	Southern Miss ⁵	L	59-50	Memphis

¹Leonard E. Merrell Center, Katy

²Reliant Arena, Houston

³Hawkeye Challenge, Iowa City, Iowa

⁴Toyota Center, Houston

⁵Conference USA Tournament, Memphis, Tenn.

2008-09 (10-22, 4-12)**Coach: Ben Braun**

N15	Portland State	L	78-74	Houston
N20	Cal Poly ¹	W	81-76	Provo
N21	BYU ¹	L	83-52	Provo
N22	North Florida ¹	W	68-46	Provo
N25	Lamar	L	61-53	Houston
N30	#6 Texas	L	77-56	Austin
D4	UTSA	L	78-75	Houston
D6	Texas State	W	100-94	Houston
D17	Harvard	W	67-63	Houston
D20	Duquesne	L	80-64	Pittsburgh
D22	#4 Oklahoma	L	70-58	Houston
D28	UALR	W	79-72	Little Rock
D31	Texas A&M	L	72-60	Houston
J3	Richmond	L	74-43	Richmond
J10	Tulane	L	65-54	New Orleans
J14	SMU	W	69-57	Houston
J17	UCF	L	77-52	Houston
J21	#22 Memphis	L	80-52	Memphis
J24	UAB	L	78-40	Birmingham
J28	Tulane	L	61-59	Houston
J31	East Carolina	W	76-70	Houston
F7	Houston	L	72-65	Hofheinz Pav.
F11	Southern Miss	W	88-72	Houston
F14	East Carolina	L	91-88 ot	Greenville
F18	UTEP	L	67-58	Houston
F21	SMU	L	69-66	Dallas

F25	UCF	W	69-66	Orlando
F28	Houston	L	56-51	Tudor Fieldhouse
M4	Marshall	L	76-62	Huntingdon
M7	Tulsa	L	60-50	Houston
M11	Marshall ²	W	60-59	Memphis
M12	Tulsa ²	L	73-51	Memphis

¹Basketball Travelers Invitational, Provo Utah²Conference USA Tournament, Memphis, Tenn.**2009-10 (8-23, 1-15)****Coach: Ben Braun**

N13	Sacramento State ¹	W	81-51	Houston
N14	South Alabama ¹	W	71-69	Houston
N15	Houston Baptist ¹	W	60-46	Houston
N19	at Arizona	L	66-49	Tucson
N24	Furman	W	77-65	Houston
N29	#3 Texas	L	77-59	Houston
D2	at Harvard	L	85-64	Cambridge
D5	North Texas	L	64-62	Houston
D16	Santa Clara	L	70-57	Houston
D19	at LSU	L	65-61	Baton Rouge
D23	at Lamar	L	77-61	Beaumont
D29	McNeese State	W	75-62	Houston
J2	at TCU	L	70-58	Fort Worth
J6	Houston	L	83-66	Tudor Fieldhouse
J9	at UCF	L	77-58	Orlando
J13	at Tulane	L	72-58	New Orleans
J16	Memphis	L	80-68	Houston

J20	SMU	L	73-65	Houston
J23	at Tulsa	L	62-58	Tulsa
J30	at East Carolina	W	69-58	Greenville
F3	Tulane	L	79-74 ot	Houston
F6	UAB	L	76-65	Houston
F8	Texas A&M-Int ¹	W	73-66	Houston
F13	at Southern Miss	L	66-50	Hattiesburg
F17	at SMU	L	67-57	Dallas
F20	East Carolina	L	76-65	Houston
F24	Marshall	L	77-54	Houston
F27	#25 at UTEP	L	78-64	El Paso
M3	at Houston	L	78-70	Hofheinz Pav.
M6	UCF	L	66-59	Houston
M10	vs. Tulsa ²	L	73-62	Tulsa

¹Basketball Travelers Invitational, Provo Utah²Conference USA Tournament, Tulsa, Okla.**2010-11 (14-18, 5-11)****Coach: Ben Braun**

N12	St. Thomas	W	63-51	Houston
N14	Grambling State	W	86-57	Houston
N18	at Santa Clara	L	66-65	Santa Clara
N21	St. Gregory's	W	75-58	Houston
N23	at North Texas	L	68-65	Denton
N27	#20 at Texas	L	62-59	Houston
D1	Arizona	L	84-57	Houston
D4	Lamar	W	75-73	Houston
D16	UALR ¹	W	65-55	Houston

D21	vs. Stetson ²	W	66-63	Las Vegas
D22	vs. Miami ²	L	73-67	Las Vegas
D23	vs. Oral Roberts ²	L	80-78	Las Vegas
D29	LSU	W	74-68	Houston
J2	TCU	W	70-61	Houston
J5	Tulane	L	85-81	Houston
J8	at Tulsa	L	75-64	Tulsa
J12	Southern Miss	L	81-78 ot	Houston
J15	at UTEP	L	66-43	El Paso
J22	at UCF	W	57-50	Orlando
J26	Houston	W	79-71 ot	Tudor Fieldhouse
J29	SMU	L	75-68	Houston
F2	at Tulane	W	71-61	New Orleans
F5	UTEP	L	59-53	Houston
F12	at UAB	L	74-68	Birmingham
F16	at Marshall	L	72-61	Huntington
F19	Memphis	W	67-52	Houston
F23	at SMU	L	76-66 ot	Dallas
F26	East Carolina	L	71-68	Houston
M2	Tulsa	L	67-57	Houston
M5	at Houston	W	72-57	Hofheinz Pav.
M9	vs. SMU ³	W	58-57	El Paso
M10	vs. Tulsa ³	L	81-72	El Paso

¹First Round, Las Vegas Holiday Hoops Classic²Las Vegas Holiday Hoops Classic, Las Vegas, Nev.³Conference USA Tournament, El Paso, Texas**AP ranking at time of game indicated to left of opponent.**

Year	Coach	Overall			Conference			W	L	Pct.
		W	L	Pct.	W	L	Pct.			
1914-15	Robert Cummings	8	1	.887	5	1	.833			
1915-16	Robert Cummings	12	5	.706	5	3	.625			
1916-17	Robert Cummings	10	5	.667						
Cummings' Career Record (3 Years)		30	11	.732	10	4	.714			
1917-18	Wilbur Tisdale	10	4	.714	7	3	.700			
1918-19	Wilbur Tisdale	4	10	.286	2	8	.200			
Tisdale's Career Record (2 Years)		14	14	.500	9	11	.450			
1919-20	Leslie Mann	6	6	.500	2	5	.286			
Mann's Career Record (1 Year)		6	6	.500	2	5	.286			
1920-21	Pete Cawthon	5	10	.333	4	9	.308			
Cawthon's Career Record (1 Year)		5	10	.333	4	9	.308			
1921-22	Howard F. Yerges	2	12	.143	1	1	.500			
Yerges' Career Record (1 Year)		2	12	.143	1	1	.500			
1922-23	Phil Arbuckle	10	9	.526	7	8	.467			
Arbuckle's Career Record (1 Year)		10	9	.526	7	8	.467			
1923-24	Franklyn Ashcraft	3	17	.150						
1924-25	John P. Nicholson	2	12	.143						
Nicholson's Career Record (1 Year)		2	12	.143						
1925-26	Franklyn Ashcraft							1	13	.071
1926-27	Franklyn Ashcraft							0	9	.000
Ashcraft's Career Record (3 Years)								4	39	.093
1927-28	Russell Daugherty							3	9	.250
1928-29	Russell Daugherty							2	10	.167
1929-30	Russell Daugherty							7	9	.438
1930-31	Russell Daugherty							8	9	.471
1931-32	Russell Daugherty							5	9	.357
Daugherty's Career Record (5 Years)								25	46	.352
								12	24	.333
1932-33	Jimmy Kitts							8	9	.471
1933-34	Jimmy Kitts							6	6	.500
1934-35	Jimmy Kitts							20	3	.870
1935-36	Jimmy Kitts							12	10	.545
1936-37	Jimmy Kitts							6	12	.333
1937-38	Jimmy Kitts							6	17	.261
Kitts' Career Record (6 Years)								58	57	.504
								34	38	.472
1938-39	Buster Brannon							10	11	.476
1939-40	Buster Brannon							25	4	.862
1940-41	Buster Brannon							18	6	.750
1941-42	Buster Brannon							22	5	.815
1942-43	Joe Davis							17	9	.654
1943-44	Joe Davis							15	5	.750
1944-45	Joe Davis							20	1	.952
								12	0	1.000

1945-46	Buster Brannon	10	11	.476	5	7	.417
Brannon's Career Record (5 Years)		85	37	.743	39	21	.650

1946-47	Joe Davis	8	16	.333	3	9	.250
1947-48	Joe Davis	10	14	.417	6	6	.500
1948-49	Joe Davis	13	11	.542	9	3	.750
Davis' Career Record (6 Years)		83	56	.597	50	22	.694

1949-50	Don Suman	8	15	.348	2	10	.167
1950-51	Don Suman	8	15	.348	2	10	.167
1951-52	Don Suman	9	15	.375	4	8	.333
1952-53	Don Suman	16	6	.727	8	4	.667
1953-54	Don Suman	23	5	.821	9	3	.750
1954-55	Don Suman	10	13	.434	6	6	.500
1955-56	Don Suman	19	5	.791	8	4	.667
1956-57	Don Suman	16	8	.667	8	4	.667
1957-58	Don Suman	13	11	.542	7	7	.500
1958-59	Don Suman	11	13	.458	5	9	.357
Suman's Career Record (10 Years)		133	106	.556	59	65	.476

Year	Coach	Overall			Conference		
		W	L	Pct.	W	L	Pct.
1959-60	John Frankie	4	20	.167	1	13	.071
1960-61	John Frankie	11	12	.478	7	7	.500
1961-62	John Frankie	12	11	.522	7	7	.500
1962-63	John Frankie	12	11	.522	9	5	.643
Frankie's Career Record (4 Years)		39	54	.433	24	32	.429

1963-64	George Carlisle	15	9	.625	8	6	.571
1964-65	George Carlisle	2	22	.083	1	13	.071
1965-66	George Carlisle	1	22	.043	1	13	.071
Carlisle's Career Record (3 Years)		18	53	.254	10	32	.238

1966-67	Don Knodel	7	17	.292	4	10	.286
1967-68	Don Knodel	8	16	.333	6	8	.429
1968-69	Don Knodel	10	14	.417	6	8	.429
1969-70	Don Knodel	14	11	.560	10	4	.714
1970-71	Don Knodel	14	12	.538	6	8	.429
1971-72	Don Knodel	6	20	.231	1	13	.071
1972-73	Don Knodel	7	19	.269	2	12	.143
1973-74	Don Knodel	10	18	.357	5	9	.357
Knodel's Career Record (8 Years)		76	127	.374	40	72	.357

1974-75	Bob Polk	5	21	.192	2	12	.143
1975-76	Bob Polk	3	24	.111	1	15	.063
1976-77	Bob Polk	9	18	.333	3	13	.188
Polk's Career Record (4 Years)		17	63	.213	6	40	.130

1977-78	Mike Schuler	4	22	.154	2	14	.125
1978-79	Mike Schuler	7	20	.259	4	12	.250
1979-80	Mike Schuler	7	19	.270	4	12	.250
1980-81	Mike Schuler	12	15	.444	7	9	.438
Schuler's Career Record (4 Years)		30	76	.283	17	47	.266

1981-82	Tommy Suitts	15	15	.500	6	10	.375
1982-83	Tommy Suitts	8	20	.286	2	14	.125
1983-84	Tommy Suitts	13	17	.433	6	10	.375
1984-85	Tommy Suitts	11	16	.407	3	13	.188
1985-86	Tommy Suitts	9	19	.321	2	14	.125
1986-87	Tommy Suitts	7	12	.296	1	7	.125
Suitts' Career Record (6 Years)		63	99	.388	20	68	.227

1986-87	Greg Walcavich (Interim)	1	7	.125	1	7	.125
Walcavich's Career Record (8 Games)		1	7	.125	1	7	.125

1987-88	Scott Thompson	6	21	.222	3	13	.188
1988-89	Scott Thompson	12	16	.429	6	10	.375
1989-90	Scott Thompson	11	17	.393	5	11	.313
1990-91	Scott Thompson	16	14	.533	9	7	.563
1991-92	Scott Thompson	20	11	.645	8	6	.571
Thompson's Career Record (5 Years)		65	79	.451	31	47	.397

1992-93	Willis Wilson	18	10	.643	11	3	.786
1993-94	Willis Wilson	15	14	.517	6	8	.429
1994-95	Willis Wilson	15	13	.536	8	6	.571
1995-96	Willis Wilson	14	14	.500	5	9	.357
1996-97	Willis Wilson	12	15	.444	6	10	.375
1997-98	Willis Wilson	6	22	.214	3	11	.214
1998-99	Willis Wilson	19	9	.679	8	6	.571
1999-00	Willis Wilson	5	22	.185	1	13	.071
2000-01	Willis Wilson	14	16	.467	5	11	.313
2001-02	Willis Wilson	10	19	.345	5	13	.278

2002-03	Willis Wilson	19	10	.655	11	7	.611
2003-04	Willis Wilson	22	11	.667	12	6	.667
2004-05	Willis Wilson	19	12	.613	12	6	.667
2005-06	Willis Wilson	12	16	.429	6	8	.429
2006-07	Willis Wilson	16	16	.500	8	8	.500
2007-08	Willis Wilson	3	27	.100	0	16	.000
Wilson's Career Record (16 Years)		219	246	.471	107	141	.431

2008-09	Ben Braun	10	22	.313	4	12	.250
2009-10	Ben Braun	8	23	.258	1	15	.063
2010-11	Ben Braun	14	18	.438	5	11	.313
Braun's Career Record (3 Years)		32	63	.337	10	38	.208

96 Total Seasons		1017	1280	.443	493	748	.397
-------------------------	--	-------------	-------------	-------------	------------	------------	-------------

1935-36 Madison Square Garden Tournament

F19	Long Island U.	L	45-29
F21	Duquesne	L	43-39

1937-38 All-College Tournament, Oklahoma City

D29	Baylor	W	44-30
D30	Central Missouri State	L	35-28

1942-43 All-College Tournament

D30	Baylor	W	42-26
-----	--------	---	-------

1943-44 All-College Tournament

D28	Texas Tech	W	60-37
-----	------------	---	-------

1944-45 All-College Tournament

D27	West Texas State	W	60-44
D28	Oklahoma State	L	42-28
D29	Oklahoma	W	43-28

1945-46 All-College Tournament

D27	Kansas	L	42-34
D28	Texas	W	55-42
D28	Pepperdine	L	48-35

1946-47 Houston Tournament

D9	Loyola (La.)	W	55-53
D14	DePaul	L	48-44
D16	Marquette	W	45-38

All-College Tournament, Oklahoma City

D26	Oklahoma State	L	61-39
D27	Missouri	L	57-53
D28	Tulane	L	60-57

1947-48 All-College Tournament, Oklahoma City

D29	Alabama	L	45-42
D30	Georgia Tech	W	43-42
D31	Wyoming	L	56-43

1951-52 SWC Tournament, Dallas

D26	Vanderbilt	L	65-56
D27	Tennessee	W	64-60
D28	TCU	L	60-57
D29	Baylor	W	76-64
	SMU	W	52-47 ot

1952-53 SWC Tournament, Dallas

D26	TCU	W	68-49
D29	Baylor	W	65-56
D30	SMU	L	71-62

1953-54 SWC Tournament, Houston *CHAMPION*

D28	Texas A&M	W	55-43
D29	SMU	W	80-79
D30	Texas	W	65-58

1954-55 SWC Tournament, Autry Court

D27	Arkansas	L	73-66
D28	Baylor	W	67-64
D29	SMU	L	88-63

1955-56 SWC Tournament, Autry Court

D28	Texas A&M	W	101-81
D29	Texas	W	80-72
D30	SMU	L	76-73 ot

1956-57 SWC Tournament, Autry Court

D27	Baylor	W	71-55
D28	Arkansas	L	81-70
D29	Texas A&M	W	66-44

1957-58 SWC Tournament, Autry Court

D26	Baylor	W	62-52
D27	Arkansas	W	50-49
D28	TCU	L	57-55

1958-59 SWC Tournament, Autry Court

D26	Texas	W	62-43
D27	Texas A&M	L	60-59
D29	SMU	W	81-79

1959-60 SWC Tournament, Autry Court

D28	Texas	L	79-53
D29	TCU	L	83-72
D30	Texas Tech	L	79-67

1962-63 Gator Bowl Tournament, Jacksonville, Fla.

D26	Florida	L	67-57
D28	Virginia Tech	W	69-67

1964-65 Bluebonnet Classic

D17	Auburn	L	94-71
D22	Missouri	L	81-72

All-College Tournament

D28	Oklahoma City	L	93-63
D29	Florida State	L	81-56
D30	LSU	L	79-63

1965-66 Bluebonnet Classic

D15	Texas A&M	L	89-81
D16	LSU	L	85-80

**Arkansas State Tournament
Jonesboro, Ark.**

D29	Arkansas State	L	92-75
D30	Rutgers	L	101-84

1966-67 Bluebonnet Classic

D14	Idaho State	L	87-87
D15	Centenary	L	66-65

Poinsetta Classic, Greenville, S.C.

D29	Furman	L	81-79
D30	LSU	W	88-69

1967-68 Charlotte Invitational, Charlotte, N.C.

D18	Miami (Ohio)	L	70-66
D19	Davidson	L	90-68

1968-69 Vanderbilt Invitational, Nashville, Tenn.

D20	Vanderbilt	L	85-77
D21	North Carolina State	L	69-58

Kodak Tournament, Rochester, N.Y.

D27	Rochester	L	73-67
D28	Seton Hall	W	71-69

1969-70 All-College Tournament

D26	Niagara	L	101-95
D28	St. Francis (Pa.)	W	57-52
D29	Northern Arizona	L	77-70

1971-72 Old Dominion Classic, Norfolk, Va.

D28	Old Dominion	L	114-86
D29	BYU	L	96-73

1972-73 Milwaukee Classic, Milwaukee, Wis.

D29	Marquette	L	71-40
D30	Yale	W	72-70

Presidential Classic, Washington, D.C.

J5	American	L	80-61
J6	The Citadel	W	82-64

1974-75 Pacemaker Classic, Monroe, La.

D27	Louisiana-Monroe	L	86-71
D28	Louisiana Tech	L	86-82 ot

1975-76 Senior Bowl Tournament, Mobile, Ala.

D29	South Alabama	L	112-64
D30	UT-Pan American	L	107-87

1977-78 Bluebonnet Classic, Hofheinz Pavilion

D16	North Texas	L	80-66
D17	Xavier (Ohio)	L	68-58

Far West Classic, Portland, Ore.

D28	Oregon State	L	75-58
D29	Washington	L	70-57
D30	Oregon	L	74-71

1978-79 Bluebonnet Bowl Classic, The Summit

D15	Louisiana-Lafayette	L	76-70
D16	UT-Pan American	L	75-72

1979-78 Bluebonnet Bowl Classic

D21	Southern Cal	L	69-60
D22	Niagara	W	70-69

1980-81 Clemson IPTAY Classic, Clemson, S.C.

N28	Fairfield	L	79-72
N29	Cornell	W	69-51

UAB Classic, Birmingham, Ala.

D29	UAB	L	78-60
D30	Wagner	W	63-44

1981-82 Golden Gate Classic, San Francisco

D18	San Francisco	L	85-69
D19	LaSalle	L	64-58

Rainbow Classic**CHAMPION**

D29	San Francisco	W	78-66
D30	North Carolina State	W	71-47

1982-83 Dayton Invitational, Dayton, Ohio

D28	Dayton	L	68-55
D29	Dartmouth	W	47-46

1983-84 Krystal Classic, Chattanooga, Tenn.

D29	Tennessee-Chattanooga	L	67-61
D30	Mississippi	L	87-61

1984-85 Holy Cross Classic, Worcester, Mass.

N30	Seton Hall	L	69-66
D1	Holy Cross	W	62-60

1985-86 Music City Invitational, Nashville, Tenn.

D27	Iowa State	L	94-60
D28	Davidson	L	70-47

1986-87 Central Fidelity Classic, Richmond, Va.

N28	Richmond	L	73-66
N29	Stanford	L	77-52

Rice Invitational, Autry Court**CHAMPION**

D5	UT-San Antonio	W	84-63
D6	Northwestern State	W	48-45

1987-88 McDonald's-Zip Classic, Akron, Ohio

D4	Akron	L	72-67
D5	U.S. International	L	82-81

1988-89 First Bank Milwaukee Classic

D2	Marquette	L	76-60
D3	Maine	W	75-58

1989-90 UAB Classic, Birmingham, Ala.

D28	Alabama State	L	81-78
D29	New Hampshire	W	57-52

1990-91 Music City Invitational

D28	Austin Peay State	L	87-67
D29	Vanderbilt	L	75-68

1991-92 Stanford/Apple Invitational, Palo Alto, Calif.

N22	Pacific	W	88-79
N23	Stanford	L	68-64

Maui Invitational, Lahaina, Hawaii

N25	Arizona State	W	77-71
N26	Michigan State	L	75-67
N27	Chaminade	W	93-86

**1992-93 U.S. West Cellular Air Time Tournament
Seattle, Wash.****CHAMPION**

D4	Murray State	W	89-78
D5	Washington	W	68-60

1992-93 NCAA Ball, Tokyo, Japan

D17	Delaware	L	71-65
D20	Xavier (Ohio)	L	75-60

1993-94 Preseason National Invitation Tournament

N18	Minnesota	L	70-61
-----	-----------	---	-------

Intercable Lobo Invitational, Albuquerque, N.M.

D29	St. Bonaventure	W	71-58
D30	New Mexico	L	90-75

1995-96 Stanford/Fry's Invitational, Palo Alto, Calif.

N24	Yale	W	80-58
N25	Stanford	L	75-64

1996-97 First Bank Classic, Milwaukee, Wis.

D6	Princeton	L	59-54
D7	Prairie View A&M	W	82-53

**1997-98 San Juan Thanksgiving Shootout
Caguas, P.R.**

N28	Evansville	W	59-54
N29	West Memphis	L	78-61
N30	South Florida	L	49-46

Super Chevy Shootout, Iowa City, Iowa

D5	Iowa	L	81-52
D6	Mount St. Mary's	L	58-55

**1998-99 Northwestern Mutual Classic,
San Francisco**

D4	Weber State	L	72-66 ot
D5	Holy Cross	W	83-49

**The Tribune Holiday Classic, Ames,
Iowa**

D22	St. Mary's	W	81-70 ot
D23	Iowa State	L	50-45

**2003-04 BP Top of the World Classic
Fairbanks, Alaska****CHAMPION**

D21	Idaho State	W	75-46
D22	St. Mary's (California)	W	69-55
D23	Washington State	W	64-49

2005-06 Pepsi Blue & Gold Classic, Milwaukee, Wis.

N18	Marquette	L	82-65
N19	IUPUI	L	58-56

2006-07 NIT Season Tip-Off, Spokane Wash.

N14	Gonzaga	L	88-50
N15	Colorado State	W	70-61

Saint Mary's College Classic, Moraga, Calif.

D28	Belmont	L	87-85
D29	Western Carolina	L	67-62

2007-08 Hawkeye Challenge, Iowa City, Iowa

N30	Eastern Illinois	W	55-49
D1	Louisiana-Monroe	L	80-67

**2008-09 Basketball Travelers Invitational
Provo, Utah**

N20	Cal Poly	W	81-76
N21	BYU	L	83-52
N22	North Florida	W	68-46

**2009-10 Rice Basketball Challenge
Tudor Fieldhouse**

N13	Sacramento State	W	81-51
N14	South Alabama	W	71-69
N15	Houston Baptist	W	60-46

**2010-11 Las Vegas Holiday Hoops Classic
South Point Arena, Las Vegas, Nev.**

D16	'UALR	W	65-55
D21	Stetson	W	66-63
D22	Miami	L	73-67
D23	Oral Roberts	L	80-78

'First-round game played on campus

Conference Postseason History

1953-54 SWC Playoffs

F27	v. Texas	W	70-62
F28	at Texas	W	72-71

1976 SWC Playoff

F28	at Texas Tech	L	101-84
-----	---------------	---	--------

1977 SWC Playoff

F26	at Texas Tech	L	93-74
-----	---------------	---	-------

1978 SWC Playoff

M2	at Houston	L	108-67
----	------------	---	--------

1979 SWC Playoff

F24	at Texas Tech	L	82-49
-----	---------------	---	-------

1980 SWC Playoff

F25	at Houston	L	92-80
-----	------------	---	-------

1981 SWC Playoff

M2	at Texas	L	58-44
----	----------	---	-------

1982 SWC Playoff

M1	at Texas Tech	L	60-46
----	---------------	---	-------

1983 SWC Playoff

M7	at TCU	L	74-49
----	--------	---	-------

1984 SWC Post-Season Classic, IX, Houston

M6	TCU	W	64-52
M9	Texas Tech	W	53-48
M10	Houston	L	53-50

1986 SWC Post-Season Classic XI, Dallas

M7	TCU	L	78-59
----	-----	---	-------

1989 SWC Post-Season Classic XIV, Dallas

M10	Arkansas	L	108-72
-----	----------	---	--------

1990 SWC Post-Season Classic XV, Dallas

M9	Houston	L	90-81
----	---------	---	-------

1991 SWC Post-Season Classic XVI, Dallas

M8	TCU	W	76-57
M9	Arkansas	L	109-80

1992 SWC Post-Season Classic XVII, Dallas

M13	Texas Tech	L	65-62
-----	------------	---	-------

1993 SWC Post-Season Classic XVIII, Dallas

M12	Texas	L	81-76
-----	-------	---	-------

1994 Dr. Pepper SWC Classic, Dallas

M10	Baylor	W	85-82
M11	Texas	L	101-89

1995 Dr. Pepper SWC Classic, Dallas

M9	Texas A&M	W	84-75
M10	Texas	L	78-75

1996 Dr. Pepper SWC Classic, Dallas

M7	TCU	W	78-67
M8	Texas Tech	L	68-53

1997 WAC Tournament, Las Vegas, Nev.

M4	UNLV	L	71-61
----	------	---	-------

1999 WAC Tournament, Las Vegas, Nev.

M2	San Jose State	W	64-61
M4	New Mexico	L	51-49

2000 WAC Tournament, Fresno, Calif.

M9	Tulsa	L	71-51
----	-------	---	-------

2001 WAC Tournament, Tulsa, Okla.

M6	Nevada	W	60-44
M8	Fresno State	L	60-52

2002 WAC Tournament, Tulsa, Okla.

M5	San Jose State	L	58-57
----	----------------	---	-------

2003 WAC Tournament, Tulsa, Okla.

M13	Hawaii	L	62-61 ot
-----	--------	---	----------

2004 WAC Tournament, Fresno, Calif.

M11	Hawaii	W	70-68
M12	Nevada	L	67-59

2005 WAC Tournament, Reno, Nev.

M10	SMU	W	63-47
M11	UTEP	L	85-77

2006 Conference USA Tournament, Memphis

M8	SMU	L	61-59
----	-----	---	-------

2007 Conference USA Tournament, Memphis

M7	UTEP	W	77-74
M8	UCF	W	53-51
M9	Houston	L	77-62

2008 Conference USA Tournament, Memphis

M12	Southern Miss	L	59-50
-----	---------------	---	-------

2009 Conference USA Tournament, Memphis

M11	Marshall	W	60-59
M12	Tulsa	L	73-51

2010 Conference USA Tournament, Tulsa

M10	Tulsa	L	73-62
-----	-------	---	-------

2011 Conference USA Tournament, El Paso

M9	SMU	W	58-57
M10	Tulsa	L	81-72

NCAA/NIT Postseason History

1939-40	March 22, 1940	Kansas	L	50-44	NCAA Western Regional	Kansas City, Mo.
	March 23, 1940	Colorado	W	60-56 ot	NCAA Western Regional	Kansas City, Mo.
1941-42	March 20, 1942	Stanford	L	53-47	NCAA Western Regional	Kansas City, Mo.
	March 21, 1942	Kansas	L	55-53	NCAA Western Regional	Kansas City, Mo.
1942-43	March 22, 1943	St. John's	L	51-49 ot	National Invitation Tournament	New York
1948-49	1949	Arkansas	L	50-34	NCAA District Six Playoffs	Dallas
1953-54	March 13, 1954	Oklahoma State	L	52-45	NCAA West Regional	Stillwater, Okla.
	March 14, 1954	Colorado	W	78-55	NCAA West Regional	Stillwater, Okla.
1969-70	March 7, 1970	New Mexico St.	L	101-77	NCAA Midwest Regional	Fort Worth
1990-91	March 14, 1991	Arkansas State	L	78-71	National Invitation Tournament	Jonesboro, Ark.
1992-93	March 17, 1993	Wisconsin	W	77-73	National Invitation Tournament	Madison, Wis.
	March 22, 1993	Boston College	L	101-68	National Invitation Tournament	Boston
2003-04	March 17, 2004	UW-Milwaukee	L	91-63	National Invitation Tournament	Milwaukee, Wis.
2004-05	March 16, 2005	Missouri State	L	105-82	National Invitation Tournament	Springfield, Mo.

Games While Ranked

Date	Outcome	Location	Rank
D28, 1953	Rice 55, Texas A&M 43	Autry Court	11
D29, 1953	Rice 80, SMU 79	Autry Court	16
D30, 1953	Rice 65, Texas 58	Autry Court	16
J5, 1954	SMU 79, Rice 66	Dallas	11
J9, 1954	Rice 78, Texas A&M 53	Autry Court	11
J12, 1954	Rice 69, TCU 52	Autry Court	15
J15, 1954	Texas 74, Rice 66	Austin	15
D28, 1955	Rice 110, Texas A&M 81	Autry Court	17
D29, 1955	Rice 80, Texas 72	Autry Court	17
D30, 1955	SMU 76, Rice 73 ot	Autry Court	17
J4, 1956	SMU 87, Rice 65	Dallas	18
J7, 1956	Rice 89, Texas A&M 77	Autry Court	18
D16, 1957	Wisconsin 67, Rice 62	Madison	16
D18, 1957	Illinois 85, Rice 82	Champagne	14
D21, 1957	St. John's 80, Rice 67	Jamaica	14

vs Nationally-Ranked

Date	Outcome	Location	Rank
F23, 1949	Rice 65, Texas 49	Houston	20
D18, 1951	Kansas 68, Rice 48	Lawrence	7
M13, 1954	Oklahoma State 51, Rice 45	Stillwater	5
D21, 1954	Illinois 86, Rice 54	Autry Court	3
J18, 1955	Rice 73, TCU 63	Autry Court	20
F28, 1956	SMU 89, Rice 75	Autry Court	9
J15, 1957	SMU 59, Rice 57	Dallas	3
F23, 1957	SMU 75, Rice 72	Autry Court	6
J6, 1959	Rice 70, Texas A&M 65	College Station	19
F9, 1959	Rice 68, Arkansas 62	Autry Court	18
F18, 1959	TCU 68, Rice 64	Fort Worth	16
J19, 1960	Texas A&M 61, Rice 43	Autry Court	10
F13, 1960	Texas A&M 94, Rice 53	College Station	12
D3, 1964	Vanderbilt 78, Rice 49	Nashville	6
D19, 1967	Davidson 90, Rice 68	Charlotte	6
F11, 1969	Rice 75, Baylor 73	Waco	19
D22, 1969	North Carolina 99, Rice 87	Autry Court	7
J3, 1970	North Carolina 98, Rice 72	Charlotte	4
M7, 1970	New Mexico State 101, Rice 77	Fort Worth	5
D5, 1970	UCLA 124, Rice 78	Los Angeles	1
D2, 1971	North Carolina 127, Rice 69	Chapel Hill	2
D29, 1971	BYU 96, Rice 73	Norfolk	8
D29, 1972	Marquette 71, Rice 40	Milwaukee	3
J16, 1973	Houston 96, Rice 77	Autry Court	12
M5, 1973	Houston 116, Rice 72	Hofheinz Pavilion	8
D17, 1976	UCLA 107, Rice 60	Los Angeles	9
J15, 1977	Arkansas 72, Rice 45	Autry Court	16
J24, 1977	Texas 74, Rice 68	Autry Court	15
F12, 1977	Arkansas 78, Rice 51	Little Rock	13
F22, 1977	Texas 90, Rice 51	Austin	14
J12, 1978	Arkansas 69, Rice 60	Autry Court	6
F4, 1978	Arkansas 69, Rice 48	Fayetteville	2
F7, 1978	Texas 102, Rice 86	Autry Court	12
D4, 1978	Notre Dame 105, Rice 61	South Bend	3
J27, 1979	Texas A&M 81, Rice 62	Autry Court	14
J4, 1982	Houston 63, Rice 61	Hofheinz Pavilion	18
J29, 1982	Arkansas 60, Rice 54	Fayetteville	12
F1, 1982	Rice 80, Texas 49	Autry Court	5
F20, 1982	Arkansas 72, Rice 65	Autry Court	17
J26, 1983	Houston 76, Rice 40	Autry Court	9
F2, 1983	Arkansas 70, Rice 43	Fayetteville	9
F26, 1983	Houston 86, Rice 52	Hofheinz Pavilion	2
M5, 1983	Arkansas 62, Rice 55	Autry Court	5
J20, 1984	Houston 72, Rice 42	Hofheinz Pavilion	4
J27, 1984	Rice 65, Arkansas 62	Autry Court	16
F22, 1984	Houston 70, Rice 54	Autry Court	3
F29, 1984	Arkansas 79, Rice 54	Fayetteville	12
M10, 1984	Houston 53, Rice 50	The Summit	5
J2, 1985	SMU 66, Rice 57	Autry Court	7
F3, 1985	SMU 68, Rice 52	Dallas	4
J28, 1987	TCU 64, Rice 38	Fort Worth	16
F28, 1987	TCU 85, Rice 69	Autry Court	15
D21, 1987	Georgetown 90, Rice 63	Washington, D.C.	18
D9, 1989	Georgetown 81, Rice 60	Washington, D.C.	3
J31, 1990	Arkansas 70, Rice 66	Autry Court	3
M3, 1990	Arkansas 104, Rice 80	Fayetteville	12
D8, 1990	Georgetown 53, Rice 47	The Summit	6
J2, 1991	Arkansas 86, Rice 62	Autry Court	2
F2, 1991	Arkansas 100, Rice 87	Fayetteville	2
F12, 1991	Texas 65, Rice 64	Austin	24
M9, 1991	Arkansas 109, Rice 80	Dallas	5
D21, 1991	Michigan 87, Rice 70	Ann Arbor	15
D1, 1992	Michigan 75, Rice 71 ¹	The Summit	1
N 18, 1993	Minnesota 70, Rice 61	Minneapolis	10
D4, 1993	Virginia 59, Rice 51	Charlottesville	12
D10, 1994	Virginia 67, Rice 50	The Summit	20
D22, 1994	Kansas 71, Rice 57	Lawrence	7
N25, 1995	Stanford 75, Rice 64	Palo Alto	18
D7, 1995	Kansas 83, Rice 63	Autry Court	1
F3, 1996	Texas Tech 79, Rice 57	Autry Court	15
M2, 1996	Texas Tech 84, Rice 70	Lubbock	9
M8, 1996	Texas Tech 68, Rice 53	Dallas	7
J18, 1997	New Mexico 69, Rice 61	Autry Court	12
J25, 1997	Utah 78, Rice 58	Salt Lake City	5
F6, 1997	Rice 75, Tulsa 58	Autry Court	22
F13, 1997	New Mexico 81, Rice 64	Albuquerque	13
F24, 1997	Utah 75, Rice 66	Autry Court	4
N17, 1997	Kansas 88, Rice 61	Lawrence	2
D5, 1997	Iowa 81, Rice 52	Iowa City	10

J3, 1998	Utah 73, Rice 65	Salt Lake City	4
J22, 1998	Hawaii 65, Rice 63	Autry Court	24
F7, 1998	Utah 60, Rice 49	Autry Court	5
F28, 1998	TCU 86, Rice 73	Autry Court	15
J30, 1999	Rice 76, TCU 69	Autry Court	24
M4, 1999	New Mexico 51, Rice 49	Las Vegas	25
J16, 2000	Tulsa 67, Rice 49	Autry Court	19
F14, 2000	Tulsa 75, Rice 33	Tulsa	13
M9, 2000	Tulsa 71, Rice 51	Fresno	14
M8, 2001	Fresno State 60, Rice 52	Tulsa	25
N30, 2003	Stanford 60, Rice 56	Autry Court	20
J2, 2004	Connecticut 92, Rice 83	Autry Court	1
D19, 2004	Connecticut 81, Rice 72	Hartford	11
D5, 2005	Texas 85, Rice 58	Toyota Center	2
F4, 2006	Memphis 84, Rice 79	Autry Court	3
F22, 2007	Memphis 99, Rice 63	Memphis	7
D8, 2007	Texas 80, Rice 54	Toyota Center	4
D31, 2007	Texas A&M 68, Rice 41	College Station	12
J15, 2008	Vanderbilt 76, Rice 58	Nashville	15
J16, 2008	Memphis 77, Rice 50	Reliant Arena	2
N30, 2008	Texas 77, Rice 56	Austin	6
D22, 2008	Oklahoma 70, Rice 58	Tudor Fieldhouse	4
J21, 2009	Memphis 80, Rice 52	Memphis	22
N29, 2009	Texas 77, Rice 59	Tudor Fieldhouse	3
F27, 2010	UTEP 78, Rice 64	El Paso	25
N27, 2010	Texas 62, Rice 59	Austin	20

¹ **Game later forfeited to Rice.**

Overtime Games

Date	Outcome	Location	Multi-OTs
J17, 1931	Rice 37, Baylor 34	Houston	
M23, 1940	Rice 60, Colorado 56 ¹	Kansas City	
M22, 1943	St. John's 51, Rice 49 ²	New York	
D14, 1948	Rice 68, Sam Houston St. 66	Houston	
D1, 1951	Rice 59, Sam Houston St. 57		
J5, 1942	Rice 52, SMU 47	Dallas	
J8, 1952	TCU 42, Rice 30	Autry Court	
F26, 1955	SMU 86, Rice 82	Autry Court	
D21, 1955	Rice 82, Auburn 80	Autry Court	2 OT
D30, 1955	SMU 76, Rice 73	Autry Court	
F26, 1960	TCU 67, Rice 65	Autry Court	
D12, 1960	Tulane 84, Rice 83	Autry Court	
F27, 1961	Rice 95, Texas Tech 91	Autry Court	
F24, 1962	Rice 77, Baylor 69	Autry Court	
D8, 1973	Rice 79, Lamr 67	Autry Court	
J7, 1974	Rice 76, California 75	Autry Court	
D28, 1974	Louisiana Tech 86, Rice 82 ³	Monroe, La.	
M8, 1975	Rice 84, SMU 82	Autry Court	2 OT
J15, 1980	Texas Tech 62, Rice 59	Lubbock	
F12, 1980	SMU 82, Rice 81	Dallas	
J28, 1981	Rice 46, Texas 46	Austin	
J22, 1983	Texas Tech 54, Rice 50	Lubbock	
F23, 1983	Texas Tech 69, Rice 67	Autry Court	
N27, 1987	Rice 97, San Diego 90	Autry Court	

J7, 1989	Rice 79, Texas Tech 74	Autry Court	
N30, 1989	Rice 77, Indiana State 75	Autry Court	
J17, 1990	Rice 66, TCU 64	Autry Court	
J20, 1990	Rice 58, SMU 55	Autry Court	
D30, 1991	Rice 78, Fairfield 77	Fairfield, N.Y.	
J9, 1992	Rice 76, Baylor 69	Autry Court	
M2, 1992	Rice 58, SMU 53	Dallas	
F6, 1993	SMU 78, Rice 77	Dallas	
M3, 1993	Rice 89, Houston 78	Autry Court	
J28, 1994	Rice 96, Baylor 88	Autry Court	
J5, 1995	Montana 90, Rice 81	Missoula, Mont.	2 OT
D22, 1996	North Texas 64, Rice 62	Denton	
D4, 1998	Weber State 72, Rice 66 ⁴	San Francisco	2 OT
D22, 1998	Rice 81, St. Mary's 70 ⁵	Ames, Iowa	
J28, 1999	Rice 84, SMU 79	Autry Court	
N19, 1999	Rice 70, Navy 64	Autry Court	
D7, 1999	Houston 84, Rice 71	Hofheinz Pavilion	
F17, 2000	San Jose State 52, Rice 48	San Jose, Calif.	
D4, 2000	Middle Tennessee 75, Rice 73	Autry Court	
N27, 2001	Stephen F. Austin 90, Rice 86	Nacogdoches	
F1, 2003	Rice 71, San Jose State 66	Autry Court	
M13, 2003	Hawaii 62, Rice 61 ⁶	Tulsa, Okla.	
F14, 2004	Rice 111, Tulsa 103	Autry Court	2 OT
D30, 2004	Rice 66, SMU 64	Autry Court	2 OT
J27, 2005	Hawaii 75, Rice 72	Honolulu	
F12, 2005	Rice 71, Tulsa 64	Tulsa, Okla.	

M5, 2005	Rice 80, SMU 75	Dallas	
D3, 2005	Rice 96, Utah 94	Autry Court	3 OT
J21, 2006	SMU 80, Rice 69	Dallas	
F8, 2006	Rice 78, Marshall 75	Huntington, W.V.	
F11, 2006	Tulsa 80, Rice 73	Tulsa	
N20, 2006	Oregon 79, Rice 73	Autry Court	
J10, 2007	Rice 75, Tulane 70	Autry Court	
F14, 2009	East Carolina 91, Rice 88	Greenville, N.C.	
F3, 2010	Tulane 79, Rice 74	Tudor Fieldhouse	
J12, 2011	Southern Miss 81, Rice 78	Tudor Fieldhouse	
J26, 2011	Rice 79, Houston 71	Tudor Fieldhouse	
F26, 2011	SMU 76, Rice 66	Dallas	

Neutral Sites Games Denoted — ¹ NCAA Western Regional. ² National Invitation Tournament. ³ Pacemaker Classic Second Round. ⁴ North-western Mutual Classic First Round. ⁵ The Tribune Holiday Classic First Round. ⁶ WAC Tournament First Round.

Overall Record in Overtime Games: 34-28

Record in Multi-Overtime Games: 4-2

Overtime Record at Tudor Fieldhouse: 22-11

Overtime Record at Home: 24-11

Overtime Record on the Road: 8-13

Overtime Record at Neutral Sites: 2-4

Rice On Television Since 1988

Date	Outcome	Location	Network	Date	Outcome	Location	Network
J10, 1988	Rice 77, Texas 75	Austin	Raycom	F10, 1991	Rice 79, Houston 69	Autry Court	Raycom
J13, 1988	Rice 74, TCU 69	Autry Court	HSE	F12, 1991	Texas 92, Rice 79	Austin	Prime/HSE
J16, 1988	SMU 72, Rice 60	Autry Court	HSE	F19, 1991	TCU 78, Rice 68	Autry Court	Prime/HSE
J30, 1988	Lamar 85, Rice 70	Beaumont	HSE	F27, 1991	Rice 72, Texas A&M 55	College Station	Prime/HSE
F7, 1988	Rice 63, Texas Tech 61	Autry Court	Raycom	M8, 1991	Rice 76, TCU 57	Autry Court	Prime
M5, 1988	Houston 81, Rice 65	Autry Court	HSE	M9, 1991	Arkansas 109, Rice 80	Autry Court	Raycom
N25, 1988	Detroit 69, Rice 53	Detroit, Mich.	HSE	N25, 1991	Rice 77, Arizona State 71	Lahaina, Hi.	ESPN
J4, 1989	Houston 90, Rice 75	Hofheinz Pavilion	HSE	N26, 1991	Michigan State 75, Rice 67	Lahaina, Hi.	ESPN
J7, 1989	Rice 79, Texas Tech 74	Autry Court	HSE	J28, 1992	TCU 76, Rice 50	Autry Court	HSE/Prime
J15, 1989	TCU 70, Rice 64	Fort Worth	Raycom	F4, 1992	Texas 88, Rice 87	Austin	HSE/Prime
J19, 1989	SMU 67, Rice 57	Dallas	HSE	F8, 1992	Rice 72, Baylor 65	Waco	Raycom
F5, 1989	Rice 67, Houston 66	Autry Court	Raycom	F18, 1992	Houston 86, Rice 83	Hofheinz Paviliona	HSE/Prime
F11, 1989	Texas 116, Rice 74	Austin	HSE	F22, 199	Texas Tech 105, Rice 98	Autry Court	Raycom
F18, 1989	Rice 67, SMU 65	Autry Court	HSE	M5, 1992	Rice 103, Texas 97	Autry Court	ESPN
J6, 1990	Houston 84, Rice 69	Autry Court	HSE	M13, 1992	Texas Tech 65, Rice 62	Autry Court	Prime
J13, 1990	Rice 65, Baylor 62	Waco	Raycom	D1, 1992	Michigan 75, Rice 71	The Summit	ESPN
J20, 1990	Rice 58, SMU 55	Autry Court	Raycom	J5, 1993	Rice 92, Texas 87	Austin	Prime
J24, 1990	Texas A&M 89, Rice 82	College Station	HSE	J12, 1993	Rice 66, Texas A&M 65	College Stateion	Prime
J27, 1990	Texas 97, Rice 84	Austin	Raycom	F2, 1993	Rice 65, Houston 61	Hofheinz Pavilion	Prime
J31, 1990	Arkansas 70, Rice 66	Autry Court	HSE	F13, 1993	Rice 68, TCU 50	Fort Worth	Raycom
F17, 1990	TCU 67, Rice 55	Fort Worth	HSE	F20, 1993	Rice 86, Texas Tech 79	Lubbock	Raycom
F28, 1990	Texas 86, Rice 84	Autry Court	HSE	M6, 1993	Texas A&M 82, Rice 76	College Station	Raycom
D8, 1990	Georgetown 53, Rice 47	The Summit	Sportschannel	M12, 1993	Texas 81, Rice 76 ¹	The Summit	Prime
J26, 1991	Rice 98, Texas A&M 76	Autry Court	Raycom	N18, 1993	Rice 70, Minnesota 61	Minneapolis, Minn.	ESPN

Date	Outcome	Location	Network	Date	Outcome	Location	Network	Date	Outcome	Location	Network
N11, 1994	Rice 71, SMU 61	Autry Court	Prime	F22, 1997	Rice 58, BYU 44	Autry Court	KNWS	J3, 2002	Fresno State 87, Rice 61	Fresno, Calif.	KFRE
J16, 1994	Texas A&M 67, Rice 64	Autry Court	ESPN2	F24, 1997	Utah 75, Rice 66	Autry Court	ESPN	J5, 2002	Nevada 91, Rice 70	Reno, Nev.	KOLO
J29, 1994	Rice 102, Texas Tech 76	Lubbock	Raycom	D6, 1997	Iowa 81, Rice 52	Iowa City, Iowa	KNWS	J12, 2002	Rice 73, UTEP 59	Autry Court	KTSM
F1, 1994	Texas 85, Rice 70	Austin	Prime	J3, 1998	Utah 73, Rice 65	Salt Lake City, Utah	ESPN2	J28, 2002	Tulsa 79, Rice 60	Tulsa, Okla.	KTUL
F5, 1994	Houston 69, Rice 67	Autry Court	Raycom	J11, 1998	Rice 76, Tulsa 63	Autry Court	FSN	F2, 2002	Rice 76, Fresno State 63	Autry Court	KFRE
F13, 1994	Rice 65, SMU 63	Dallas	ESPN2	J24, 1998	SDSU 62, Rice 51	Autry Court	FSN	F16, 2002	SMU 63, Rice 61	Autry Court	FSN
F19, 1994	Texas A&M 75, Rice 61	College Station	ESPN2	J31, 1998	SMU 91, Rice 67	Dallas	FSN	F23, 2002	Hawaii 79, Rice 50	Honolulu	KFVW
F26, 1994	Texas Tech 76, Rice 62	Autry Court	Raycom	F7, 1998	Utah 60, Rice 49	Autry Court	FSN	F28, 2002	Tulsa 67, Rice 62	Autry Court	FSN
M10, 1994	Rice 85, Baylor 82 ¹	Dallas	Prime	F21, 1998	SDSU 75, Rice 66	San Diego	FSN	N24, 2002	Stanford 79, Rice 62	Palo Alto, Calif.	KRON
M11, 1994	Texas 101, Rice 89 ¹	Dallas	Raycom	J23, 1999	Tulsa 65, Rice 50	Autry Court	FSN	J4, 2003	Fresno State 71, Rice 70	Fresno, Calif.	KFRE
D22, 1994	Kansas 71, Rice 57	Lawrence, Kan.	ESPN2	F20, 1999	Tulsa 77, Rice 47	Tulsa, Okla.	FSN	J23, 2003	SMU 89, Rice 83	Autry Court	FSN
J11, 1995	Rice 87, Houston 76	Hofheinz Pavilion	Prime	F27, 1999	Rice 66, SMU 57	Dallas	FSN	J30, 2003	Hawaii 85, Rice 70	Honolulu	KFVE
J14, 1995	Rice 85, SMU 71	Dallas	Raycom	D11, 1999	Rice 56, Texas A&M 53	Autry Court	KTBU	F8, 2003	Tulsa 79, Rice 56	Tulsa, Okla.	KTUL
J17, 1995	Rice 66, Texas A&M 62	Autry Court	Prime	J8, 2000	SMU 80, Rice 71	Dallas	FSN	M1, 2003	Rice 75, Hawaii 58	Autry Court	FSN
J22, 1995	TCU 102, Rice 93	Autry Court	ESPN2	J16, 2000	Tulsa 67, Rice 49	Autry Court	FSN	M8, 2003	Rice 92, Fresno State 71	Autry Court	KFRE
F4, 1995	Texas 88, Rice 56	Austin	Raycom	F7, 2000	SMU 65, Rice 50	Autry Court	FSN	M13, 2003	Hawaii 62, Rice 61 ot ²	Tulsa, Okla.	ESPN fc
F19, 1995	Rice 74, TCU 73	Fort Worth	ESPN2	F14, 2000	Tulsa 75, Rice 33	Tulsa, Okla.	FSN	D18, 2003	Rice 84, Lamar 78	Autry Court	FSN
M10, 1995	Texas 78, Rice 65 ¹	The Summit	Prime	M3, 2000	TCU 85, Rice 62	Fort Worth	FSN	J17, 2004	Tulsa 74, Rice 68	Tulsa, Okla.	ESPN2
D7, 1995	Kansas 83, Rice 63	Autry Court	ESPN2	N24, 2000	Rice 60, B'ham Southern 49	Autry Court	CSSE	F21, 2004	Rice 81, UL-Lafayette 76	Autry Court	ESPN fc
J6, 1996	Rice 80, Texas 69	Austin	ESPN	J4, 2001	Fresno State 69, Rice 58	Autry Court	KMPH	M4, 2004	Louisiana Tech 70, Rice 58	Autry Court	SportsWest
J22, 1996	TCU 80, Rice 71	Fort Worth	Prime	J6, 2001	Rice 74, Nevada 63	Autry Court	KOLO	M6, 2004	Rice 71, SMU 66	Autry Court	SportsWest
M7, 1996	Rice 78, TCU 67	Dallas	Prime	J25, 2001	Rice 70, Hawaii 64	Autry Court	FSN	M12, 2004	Nevada 67, Rice 59 ²	Fresno, Calif.	ESPN fc
M8, 1996	Rice 68, Texas Tech 53	Dallas	Prime	F5, 2001	SMU 66, Rice 56	Autry Court	KSTAR	D19, 2004	Connecticut 81, Rice 72	Storrs, Conn.	ESPN+
J13, 1997	Tulsa 65, Rice 33	Autry Court	ESPN	F8, 2001	Tulsa 79, Rice 55	Tulsa, Okla.	FSN	F5, 2005	UTEP 73, Rice 71	Autry Court	ESPN2
J23, 1997	Rice 62, BYU 59	Provo, Utah	KNWS	F17, 2001	Hawaii 61, Rice 53	Honolulu	KFVE	M5, 2005	Rice 80, SMU 75 ot	Dallas	SportsWest
J25, 1997	Utah 78, Rice 58	Salt Lake City, Utah	KNWS	D4, 2001	MTSU 65, Rice 52	Murfreesboro, Tenn.	WXMT	M10, 2005	Rice 63, SMU 47	Reno, Nev.	SportsWest

Date	Outcome	Location	Network
M11, 2005	UTEP 85, Rice 77	Reno, Nev.	ESPN2
D3, 2005	Rice 96, Utah 94 3ot	Salt Lake City	CSN
F4, 2006	Memphis 84, Rice 79	Autry Court	WLMT
F15, 2006	Rice 62, East Carolina 54	Autry Court	CSN
M1, 2006	Houston 74, Rice 71	Hofheinz Pavilion	CSN
N14, 2006	Gonzaga 88, Rice 50	Spokane, Wash.	ESPN2
F22, 2007	Memphis 99, Rice 63	Memphis, Tenn.	ESPN
J17, 2007	Rice 76, Houston 71	Autry Court	CSN
F28, 2007	Marshall 69, Rice 64	Huntingdon, W.V.	CSN
M8, 2007	Rice 53, UCF 51 ³	Memphis, Tenn.	CSN
M9, 2007	Houston 77, Rice 62 ³	Memphis, Tenn.	CSN
D8, 2007	Texas 80, Rice 54	Toyota Center	CSN
D31, 2007	Texas A&M 64, Rice 41	College Station	FSN
J5, 2008	Oklahoma 61, Rice 49	Norman, Okla.	Sooner Sports
J12, 2008	UTEP 71, Rice 43	El Paso	CSN
J16, 2008	Memphis 77, Rice 50	Reliant Arena	WLMT
F9, 2008	SMU 68, Rice 53	Dallas	TXA 21
M12, 2008	Southern Miss 59, Rice 50 ³	Memphis, Tenn.	CSN
N21, 2008	BYU 83, Rice 52	Provo, Utah	BYU-TV
N30, 2008	Texas 77, Rice 56	Austin	FSN
D22, 2008	Oklahoma 70, Rice 58	Tudor Fieldhouse	Sooner Sports
J14, 2009	Rice 69, SMU 57	Tudor Fieldhouse	CSN
J21, 2009	Memphis 80, Rice 52	Memphis, Tenn.	CSS
J28, 2009	Tulane 61, Rice 59	Tudor Fieldhouse	CSN
F14, 2009	East Carolina 91, Rice 88 ot	Greenville, N.C.	WITN
F21, 2009	SMU 69, Rice 66	Dallas, Texas	TWC Metro

Date	Outcome	Location	Network
M12, 2009	Tulsa 73, Rice 51 ³	Memphis, Tenn.	CSS
N19, 2009	Arizona 66, Rice 49	Tucson, Ariz.	FSN AZ
N29, 2009	Texas 77, Rice 59	Tudor Fieldhouse	CSN
J6, 2010	Houston 83, Rice 66	Tudor Fieldhouse	CSS
J16, 2010	Memphis 80, Rice 68	Tudor Fieldhouse	CSS
N27, 2010	Texas 68, Rice 65	Austin, Texas	FSN SW
D1, 2010	Arizona 84, Rice 57	Tudor Fieldhouse	CSN
D29, 2010	Rice 74, LSU 68	Tudor Fieldhouse	CSN
J22, 2011	Rice 57, UCF 50	Orlando, Fla.	BHSN
J26, 2011	Rice 79, Houston 71 ot	Tudor Fieldhouse	CSS
F12, 2011	UAB 74, Rice 68	Birmingham, Ala.	CSS
F19, 2011	Rice 67, Memphis 52	Tudor Fieldhouse	CSS
F26, 2011	East Carolina 71, Rice 68	Tudor Fieldhouse	CSS
M10, 2011	Tulsa 81, Rice 72 ³	El Paso, Texas	CSN

Post Season Denoted — ¹ Southwest Conference Tournament. ² Western Athletic Conference Tournament. ³ Conference USA Tournament.

Overall Record in Televised Games: 58-110

Record on Bright House Sports Network: 1-0

Record on CBS Sports Network: 6-10

Record on Comcast/Charter: 2-6

Record on ESPN Family: 7-16

Record on ESPN: 4-5 **Record on ESPN2:** 2-8 **ESPN+:** 0-1 **ESPN fc:** 1-2

Record on Fox Sports Net & Predecessors: 19-41

Record on FSN: 5-19 **Record on HSE:** 3-12

Record on Prime/HSE: 1-5 **Record on Prime:** 10-5

Record on Raycom: 12-9. **Record on SportsChannel:** 0-1

Record on SportsWest: 3-1

Record on Local Affiliates: 8-22

This publication is produced to assist the media in its coverage of Rice Owls Basketball. In addition to the Media Fact Book, which serves as a reference tool for the 2011-12 season as well as the history of the program, material including electronic images and press clippings are also available upon request.

Ron Mears serves as the day-to-day contact for the Rice basketball program and can be reached by phone at (713) 348-3929 (office) or (832) 969-1310 (mobile). Additionally, Mears' email address is rmears@rice.edu.

Rice Sports Information

The Rice University sports information office is located steps off Autry Court in Tudor Fieldhouse. The mailing address is P.O. Box 1892, MS 548, Houston, Texas 77251-1892. The street address is Tudor Fieldhouse, 6100 Main Street, Houston, Texas 77005.

Credential Requests

All requests for single-game, working credentials should be made to the sports information office at least one week in advance of the game to be covered. All requests should come from media

entities' sports editors or directors.

Credential requests can be emailed directly to basketball contact Ron Mears at rmears@rice.edu or can be faxed on company letterhead to Mears' attention at (713) 348-6019.

Rice University follows the guidelines set forth by the NCAA and Conference USA in issuing credentials.

Credentials will be issued based on the following priority schedule:

1. Media agencies which cover Rice and/or its opponent on a regular basis;
2. Media agencies which cover Conference USA regularly;
3. National media agencies;
4. Other daily newspapers with Sunday publication and a minimum circulation of 100,000;
5. Other daily newspapers with Sunday publication and a minimum circulation of 50,000;
6. Television stations with a full-time sports director;
7. Radio stations with a full-time sports director conducting daily talk shows;

8. Student publications or departments representing the competing schools only. Student publications of non-competing schools will not be accredited. *When available, a maximum of two press row seats and two photo passes are available for visiting student publications;*
9. Other credential requests considered on the basis of circulation, publication dates and space.

Spouses, dates, minors and non-working media will not be permitted in the press areas. Credentials will be available at the media will call located at the ticket windows adjacent to the lobby entrance to Tudor Fieldhouse. No credentials will be mailed.

Photo credentials will be granted on the same priority schedule as general media credentials.

NBA Scouts

Credentials for NBA scouts should be requested by NBA teams' player personnel/college scouting departments. Credentials should be requested at least one week in advance and will be available at media will call.

Every effort will be made to provide scout seating in the media sections of Tudor Fieldhouse. For certain events, scout seating will be in marked seating of the fieldhouse.

Photographers

Photo credentials will be granted on the same game-day priority schedule as general media credentials.

Photo spots in Tudor Fieldhouse are not reserved.

Media Parking

The Rice University sports information office does not issue parking passes for events. Parking on event nights at Rice is free and available in the commuter lots located just northwest of Tudor Fieldhouse.

West Lot 4, located between Tudor Fieldhouse and Rice Stadium, is available for event parking on game nights.

Tickets

To order game tickets, contact the Rice athletic ticket office at (713) 522-OWLS (6957). Tickets may also be purchased online by visiting the school's athletic web site, RiceOwls.com. Most major credit cards are accepted for advance orders.

Visiting Radio

ISDN and analog lines are dedicated for visiting university's official radio network. Visiting crews will be located at the scorer's table adjacent to the visiting team bench.

ISDN numbers will be announced prior to the season. Below is the analog number dedicated to visiting radio:

Rice Visiting Radio Analog – 713.348.2865

Internet Access

Media can access the university's wireless network in Tudor Fieldhouse. The network for university guests is **Rice Visitor**.

Agreement to follow the **Rice University Appropriate Use of Computer Resources** policy is required before access to the Internet through the Rice visitor network is granted. No additional password is needed to gain internet access.

Game Services

Media covering Rice basketball will be provided with pregame packages including flip cards, game notes and statistics. Halftime and final box scores along with play-by-play recaps will also be available as soon as possible during intermission and postgame.

Postgame Interviews

The Rice sports information office will assist writers and broadcasters wishing to interview players and coaches after each game. Following a cooling-off period, Rice coach Ben Braun and Rice student-athletes will be brought to the Trauber Suites for post-game interviews (located behind the upper-level end zone seating).

The Rice locker room and training room are not open to the media.

Every effort will be made to coordinate with visiting sports information officials an interview opportunity for the visiting coach/student-athletes.

Season Interview Policy

During the season, interviews with Rice student-athletes, head coach Ben Braun and his staff should be made through Ron Mears in the Rice sports information office.

In addition to being accessible on the Rice campus, Braun will also take part in Conference USA teleconferences throughout the season. Contact Mears about dates and times.

