

INDIVIDUAL RECORDS

Points

Game: 49, Rich Falk vs. Iowa, 2/24/64
Season: 585, Evan Eschmeyer, 1998
Career: 1,900, Billy McKinney, 1974-77

Points Per Game

Season: 24.3, Dale Kelley, 1970
Career: 19.9, Joe Ruklick, 1957-59

Games Scoring At Least 40 Points

Season: 1, Rich Falk, 1964; Rick Lopossa, 1964;
 Joe Ruklick, 1959
Career: 1, Rich Falk, 1962-64; Rick Lopossa, 1962-64;
 Joe Ruklick, 1957-59

Consecutive Games Scoring in Double Figures

Season: 27, Evan Eschmeyer, 1997-98
Career: 41, Evan Eschmeyer, 1995-99

Field Goals Made

Game: 19, Rich Falk vs. Iowa, 2/24/64
Season: 209, Dale Kelley, 1970
Career: 768, Billy McKinney, 1974-77

Field Goal Attempts

Game: 38, Rich Falk vs. Iowa, 2/24/64
Season: 512, Dick Mast, 1956
Career: 1,645, Billy McKinney, 1974-77

Field Goal Percentage

Game: .923 (12-13), Evan Eschmeyer vs. DePaul, 12/6/97
Season: .613, Evan Eschmeyer, 1997
Career: .595, Evan Eschmeyer, 1995-99

Three-Point Field Goals Made

Game: 9, Craig Moore at Brown, 11/22/08
Season: 110, Craig Moore, 2009
Career: 320, Craig Moore, 2005-09

Three-Point Field Goal Attempts

Game: 18, Craig Moore at Iowa, 2/7/09
Season: 271, Craig Moore, 2009
Career: 845, Craig Moore, 2005-09

Three-Point Field Goal Percentage

Game: 1.000, Todd Leslie (6-6) vs. St. Louis, 12/22/90
Season: .525, Rob Ross, 1989
Career: .446, Todd Leslie, 1989-94

Free Throws Made

Game: 17, Evan Eschmeyer vs. Penn State, 2/8/98
 17, Shon Morris vs. Northern Arizona, 12/29/87
 17, Geno Carlisle at Wisconsin, 2/21/96
Season: 208, Evan Eschmeyer, 1998-99
Career: 563, Evan Eschmeyer, 1995-99

Consecutive Free Throws Made

27, Pete Boesen, 1976

Free Throw Attempts

Game: 22, Evan Eschmeyer vs. Minnesota, 1/7/98
 22, Evan Eschmeyer vs. Penn State, 2/8/98
 22, Joe Ruklick vs. Detroit, 12/29/56
Season: 302, Evan Eschmeyer, 1998
Career: 859, Evan Eschmeyer, 1995-99

Free Throw Percentage

Season: .900, Jim Stack, 1981
Career: .862, Jeff Grose, 1986-89

Rebounds

Game: 29, Jim Pitts vs. Indiana, 2/13/65
Season: 321, Jim Pitts, 1966
Career: 995, Evan Eschmeyer, 1995-99

Rebounds Per Game

Season: 13.9, Joe Ruklick, 1958
Career: 13.3, Jim Pitts, 1964-66

Assists


Game: 14, Patrick Baldwin vs. Youngstown State, 12/5/92
Season: 157, Tim Doyle, 2007
Career: 452, Patrick Baldwin, 1990-94

Steals

Game: 9, Patrick Baldwin vs. Oakland, 11/27/90
Season: 90, Patrick Baldwin, 1991
Career: 272, Patrick Baldwin, 1990-94

Blocked Shots

Game: 10, Jim Pitts vs. Purdue, 1966
Season: 123, Jim Pitts, 1966
Career: 133, Kevin Rankin, 1990-94



JIM PITTS recorded the first triple-double in Northwestern history Jan. 8, 1966. He posted 23 points, 14 rebounds and a school-record 10 blocked shots in a 111-97 home win over Purdue.



SINGLE GAME

Most Points

121 vs. Tulane, 12/19/66

Most Points in NU Loss

(Regulation)

116 vs. Kentucky, 12/10/66 (L, 118-116)

Most Points, Both Teams

237 vs. Tulane, 12/19/66 (W, 121-116)

Fewest Points Allowed

(Since 1950): 31 by SIU-Edwardsville, 12/1/82

(Before 1950): 9 by Minnesota, 2/20/22

Fewest Points, Both Teams

(Since 1950): 76 vs. Notre Dame, 12/7/83

(W, 40-36 - OT)

(Before 1950): 23 vs. Iowa, 2/20/26 (L, 12-11)

Biggest NU Winning Margin

(Since 1950): 56 vs. Chicago, 11/26/88 (101-45)

(Before 1950): 57 vs. Chicago, 1/14/44 (77-20)

Most Field Goals

50 vs. Kentucky, 12/10/66

50 vs. Ball State, 12/5/66

Most Field Goal Attempts

102 vs. Western Illinois, 12/18/72

Highest Field Goal Percentage

.702 vs. Troy State, 12/2/97

Most Three-Point Field Goals

20 vs. North Carolina A&T, 12/13/09

Most Three-Point Field Goals Attempted

47 vs. North Carolina A&T, 12/13/09

47 at Illinois, 12/30/09

Highest Three-Point Field Goal Percentage

(Min. 10 made): .733 vs. Utah, 12/21/06

Most Free Throws Made

40 vs. Detroit, 12/29/56

Most Free Throw Attempts

56 vs. Detroit, 12/29/56

Highest Free Throw Percentage

(Min. 20 made): 1.000 vs. Michigan State, 1977

(Min. 30 made): .949 vs. Michigan State, 1970

Most Rebounds

72 vs. Western Illinois, 12/18/72

72 vs. Ball State, 12/5/66

SINGLE SEASON

Most Points

2,189, 1990

Average Points Per Game

91.3, 1967

Most Games at Least 100 Points

6, 1967

Most Consecutive Games at Least 100 Points

3, 1967

Lowest Average Per Game Allowed

(Since 1950): 56.8, 1984

Highest Average Scoring Margin

+4.7, 1959

Most Field Goals Made

825, 1990

Most Field Goals Made Per Game

34.9, 1967

Most Field Goal Attempts

1,850, 1973

Most Field Goal Attempts Per Game

78.9, 1958

Highest Field Goal Percentage

.486, 1989

Most Three-Point Field Goals Made

255, 2009

Most Three-Point Field Goals Made Per Game

8.2, 2009

Most Three-Point Field Goal Attempts

671, 2008

Most Three-Point Field Goal Attempts Per Game

22.4, 2008

Highest Three-Point Field Goal Percentage

.446, 1990

Most Free Throws

541, 1970

Most Free Throws Made Per Game

22.7, 1953

Most Free Throw Attempts

775, 1953

Most Free Throw Attempts Per Game

35.2, 1953

Highest Free Throw Percentage

.768, 1991

Most Rebounds

1,398, 1965

Most Rebounds Per Game

58.3, 1965

Most Assists

516, 1994

Most Steals

261, 2007

Most Blocked Shots

123, 1966

MISCELLANEOUS

Most Overtime Periods — Game

3 vs. Michigan, 1/26/80

3 vs. Michigan State, 2/23/80

Most Overtime Games — Season

4, 1984

Most Consecutive Victories

Total: 13, 1930-31

Single Season: 12, 1931

Most Victories in a Season

18, 1983

Most Consecutive Home Wins

12, 1933-34

Single Season: 11, 1933

McGaw Hall: 9, 1968

Most Consecutive Road Wins

7, 1931

Single Season: 7, 1931

CAREER RECORDS

Points

1.	Billy McKinney, 1974-77	1,900
2.	Evan Eschmeyer, 1995-99	1,805
3.	Jim Stack, 1979-83	1,583
4.	Vedran Vukusic, 2002-06	1,581
5.	Kevin Rankin, 1991-94	1,575
6.	Cedric Neloms, 1992-95	1,533
7.	Jitim Young, 2001-04	1,521
8.	Shon Morris, 1985-88	1,407
9.	Jim Burns, 1965-67	1,368
10.	Rod Roberson, 1978-81	1,347
11.	Joe Ruklick, 1957-59	1,315
12.	Dale Kelley, 1968-70	1,310
13.	Craig Moore, 2006-09	1,294
14.	Kevin Coble, 2007-09	1,203
15.	Art Aaron, 1981-84	1,200
16.	Patrick Baldwin, 1991-94	1,189
17.	Todd Leslie, 1990-94	1,185
18.	Andre Goode, 1982-85	1,155
19.	Brian Schwabe, 1986-90	1,150
20.	Frank Ehmann, 1952-55	1,145

Scoring Average

1.	Joe Ruklick, 1957-59	19.9
2.	Dale Kelley, 1968-70	19.8
3.	Jim Burns, 1965-67	19.5
4.	Billy McKinney, 1974-77	18.6
5.	Walker Lambiotte, 1989-90	17.4
6.	Evan Eschmeyer, 1995-99	16.1
7.	Geno Carlisle, 1994-96	15.8
8.	Mark Sibley, 1971-73	15.7
	Ray Ragelis, 1949-51	15.7
10.	Don Adams, 1968-70	15.0

Field Goals

1.	Billy McKinney, 1974-77	768
2.	Jim Stack, 1979-83	623
3.	Evan Eschmeyer, 1995-99	621
4.	Vedran Vukusic, 2002-06	564
5.	Kevin Rankin, 1991-94	553
6.	Jitim Young, 2001-04	548
7.	Jim Burns, 1965-67	522
8.	Rod Roberson, 1978-81	521
9.	Cedric Neloms, 1991-95	512
	Shon Morris, 1985-88	512

Field Goal Attempts

1.	Billy McKinney, 1974-77	1,645
2.	Jim Stack, 1979-83	1,367
3.	Jim Burns, 1965-67	1,284
4.	Vedran Vukusic, 2002-06	1,179
5.	Rod Roberson, 1978-81	1,172
6.	Frank Ehmann, 1952-55	1,165
7.	Jitim Young, 2001-04	1,163
8.	Andre Goode, 1982-85	1,147
9.	Dale Kelley, 1968-70	1,129
10.	Kevin Rankin, 1991-94	1,111

Field Goal Percentage

1.	Evan Eschmeyer, 1995-99	.595
2.	Paul Schultz, 1981-84	.541
3.	Walker Lambiotte, 1989-90	.513
4.	Brian Schwabe, 1986-90	.503
5.	Bob Grady, 1979-82	.501
6.	Kevin Rankin, 1991-94	.498
7.	Phil Styles, 1988-89	.497
8.	Jeff Ryan, 2007-present	.496
9.	Rex Walters, 1989-90	.489
10.	Shon Morris, 1985-88	.486

Three-Point Field Goals

1.	Craig Moore, 2006-09	320
2.	Vedran Vukusic, 2002-06	212
3.	Todd Leslie, 1990-94	203
4.	Winston Blake, 2000-03	200
5.	Michael Thompson, 2008-present	181
6.	Sean Wink, 1997-99	143
7.	Kevin Coble, 2007-09	127
8.	Jeff Grose, 1986-89	125
8.	Steve Lepore, 1998-2000	118
10.	Jitim Young, 2001-04	108

Three-Point FG Attempts

1.	Craig Moore, 2006-09	845
2.	Winston Blake, 2000-03	603
3.	Vedran Vukusic, 2002-06	564
4.	Todd Leslie, 1990-94	455
5.	Michael Thompson, 2008-present	433



BILLY MCKINNEY is the Wildcats' all-time leader in points (1,900), field goals (768) and field goal attempts (1,645).

6.	Jitim Young, 2001-04	354
7.	Steve Lepore, 1998-2000	342
8.	Sean Wink, 1997-99	338
9.	Kevin Coble, 2007-09	325
10.	Julian Bonner, 1995-99	316

Three-Point FG Percentage

(Minimum 40 Attempts)

1.	Rob Ross, 1988-90	.483
2.	Todd Leslie, 1989-94	.446
3.	Rex Walters, 1989-90	.446
4.	Phil Styles, 1988-89	.430
5.	Sean Wink, 1997-99	.423
6.	Michael Thompson, 2008-present	.418
7.	Jeff Grose, 1986-89	.402
8.	Kevin Coble, 2007-09	.391
9.	Craig Moore, 2006-09	.379
10.	Vedran Vukusic, 2002-2006	.375

Free Throws

1.	Evan Eschmeyer, 1995-99	563
2.	Cedric Neloms, 1992-95	494
3.	Kevin Rankin, 1991-94	458
4.	Shon Morris, 1985-88	371
5.	Billy McKinney, 1974-77	364
6.	Joe Ruklick, 1957-59	345
7.	Dale Kelley, 1968-70	342
8.	Jim Stack, 1979-83	331
9.	Jim Burns, 1965-67	324
10.	Jitim Young, 2001-04	317

Free Throw Attempts

1.	Evan Eschmeyer, 1995-99	859
2.	Cedric Neloms, 1992-95	676
3.	Kevin Rankin, 1991-94	595
4.	Frank Ehmann, 1952-55	518
5.	Jitim Young, 2001-04	506
6.	Hal Grant, 1952-55	491
7.	Joe Ruklick, 1957-59	484
8.	Shon Morris, 1985-88	467
9.	Dale Kelley, 1968-70	463
10.	Billy McKinney, 1974-77	461

Free Throw Percentage

(Minimum 100 attempts)

1.	Jeff Grose, 1986-89	.862
2.	Dan Davis, 1967-69	.843
3.	Jerry Marifke, 1976-79	.839
4.	Jim Stack, 1979-83	.836
5.	Ron Shoger, 1970-72	.825
6.	Willie Williams, 1974-75	.819
7.	Todd Leslie, 1990-94	.818
8.	Jim Bragiel, 1953-55	.812
9.	Rex Walters, 1989-90	.807
10.	Charles Howell, 1990-93	.804

Current players in **bold**



Rebounds

1.	Evan Eschmeyer, 1995-99	995
2.	Kevin Rankin, 1991-94	885
3.	Joe Ruklick, 1957-59	868
4.	Jim Pitts, 1964-66	800
5.	Don Adams, 1968-70	773
6.	Shon Morris, 1985-88	712
7.	Phil Warren, 1957-59	665
8.	Andre Goode, 1982-85	650
9.	Jim Stack, 1979-83	644
10.	Tavaras Hardy, 1999-2002	640

Rebound Average

1.	Jim Pitts, 1964-66	13.3
2.	Joe Ruklick, 1957-59	13.2
3.	Phil Warren, 1957-59	10.9
4.	Don Adams, 1968-70	10.9
5.	Willie Jones, 1958-60	9.0
6.	Evan Eschmeyer, 1995-99	8.9
7.	Ron Kozlicki, 1965-67	8.6
8.	Mike Weaver, 1966-68	8.4
9.	Barry Moran, 1970-72	8.3
10.	Bill Schulz, 1962-64	8.2



PATRICK BALDWIN is the school's all-time leader in both assists (452) and steals (272). He also holds the NU all-time records for assists in a game (14) and season (154), and steals in a game (9) and season (90).

Assists

1.	Patrick Baldwin, 1991-94	452
2.	Michael Thompson, 2008-present	381
3.	Shawn Watts, 1984-87	379
4.	Michael Jenkins, 1980-83	342
5.	Tim Doyle, 2005-07	341
6.	Craig Moore, 2006-09	308
7.	Julian Bonner, 1995-99	293
8.	Kevin Rankin, 1991-94	271
9.	Jim Stack, 1979-83	270
10.	Collier Drayton, 1998-2002	263
	Kip Kirkpatrick, 1990-94	263

Steals

1.	Patrick Baldwin, 1991-94	272
2.	Jitim Young, 2001-04	215
3.	Mohamed Hachad, 2003-06	167
4.	Shawn Watts, 1984-87	161
5.	Art Aaron, 1981-84	145
6.	Craig Moore, 2006-09	141
7.	Jeremy Nash, 2007-10	128
8.	Kevin Rankin, 1991-94	126
9.	Tim Doyle, 2005-07	117
10.	T.J. Parker, 2003-05	116
	Rod Roberson, 1978-81	116

Blocked Shots

1.	Kevin Rankin, 1991-94	133
2.	Evan Eschmeyer, 1995-99	132
3.	Jim Pitts, 1966	123
4.	Tavaras Hardy, 1999-2002	101
5.	Aaron Jennings, 2000-03	90
6.	Andre Goode, 1982-85	75
7.	Vince Scott, 2004-07	70
8.	Vedran Vukusic, 2002-06	65
9.	Brian Pitts, 1983-87	63
10.	Mike Campbell, 1976-80	60

Note: Blocked shots was not an official statistic until 1966.

Games Played

1.	Craig Moore, 2006-09	121
2.	Tavaras Hardy, 1999-2002	118
	Sterling Williams, 2006-09	118
4.	Jitim Young, 2001-04	117
	Winston Blake, 2000-03	117
	Aaron Jennings, 2000-03	117
7.	Andre Goode, 1982-85	113
	Todd Leslie, 1990-94	113
9.	Jason Burke, 2000-03	112
	Evan Eschmeyer, 1995-99	112
	Kevin Rankin, 1990-94	112
	Jim Stack, 1979-83	112
	Vedran Vukusic, 2002-06	112
	Vince Scott, 2004-07	112



TAVARAS HARDY ranks second in program history with 118 games played and 113 starts.

Games Started

1.	Jitim Young, 2001-04	117
2.	Tavaras Hardy, 1999-2002	113
3.	Kevin Rankin, 1991-94	111
4.	Craig Moore, 2006-09	110
5.	Jim Stack, 1979-83	109
6.	Shawn Watts, 1984-87	105
	Andre Goode, 1982-85	105
8.	Rod Roberson, 1978-81	101
9.	Billy McKinney, 1974-77	100
10.	Evan Eschmeyer, 1995-99	97
	Brian Schwabe, 1986-90	97

Minutes Played

1.	Jim Stack, 1979-83	3,885
2.	Jitim Young, 2001-04	3,849
3.	Andre Goode, 1982-85	3,815
4.	Craig Moore, 2006-09	3,812
5.	Vedran Vukusic, 2002-06	3,571
6.	Billy McKinney, 1974-77	3,562
7.	Evan Eschmeyer, 1995-99	3,538
8.	Tavaras Hardy, 1999-2002	3,506
9.	Kevin Rankin, 1991-94	3,478
10.	Shawn Watts, 1984-87	3,460

SEASON RECORDS

Points

1.	John Shurna, 2010	619
2.	Evan Eschmeyer, 1998	585
3.	Dale Kelley, 1970	582
4.	Evan Eschmeyer, 1999	568
5.	Billy McKinney, 1976	533
	Vedran Vukusic, 2006	533
7.	Geno Carlisle, 1996	532
8.	Vedran Vukusic, 2005	520
9.	Jitim Young, 2004	519
10.	Joe Ruklick, 1959	505

Scoring Average

1.	Dale Kelley, 1970	24.3
2.	Frank Ehmann, 1955	23.9
3.	Rich Falk, 1964	23.3
4.	Joe Ruklick, 1959	23.0
5.	Evan Eschmeyer, 1998	21.7
6.	Jim Burns, 1967	21.5
7.	Dick Mast, 1956	21.0
8.	Billy McKinney, 1977	20.2
	Jim Burns, 1966	20.2
10.	Billy McKinney, 1976	19.8
	Hal Grant, 1955	19.8

Field Goals

1.	John Shurna, 2010	217
2.	Dale Kelley, 1970	209
3.	Walker Lambiotte, 1989	207
4.	Billy McKinney, 1977	205
5.	Rich Falk, 1964	204
6.	Evan Eschmeyer, 1998	200
7.	Billy McKinney, 1976	199
	Billy McKinney, 1975	199
9.	Vedran Vukusic, 2006	191
10.	Vedran Vukusic, 2005	189

Field Goal Attempts

1.	Dick Mast, 1956	512
2.	Jim Burns, 1966	485
3.	John Shurna, 2010	473
	Dale Kelley, 1970	473
5.	Mark Sibley, 1973	468
6.	Rich Falk, 1964	452
7.	Billy McKinney, 1977	449
8.	Frank Ehmann, 1955	444
9.	Geno Carlisle, 1996	433
10.	Billy McKinney, 1976	426

Field Goal Percentage

1.	Evan Eschmeyer, 1997	.613
2.	Evan Eschmeyer, 1998	.610
3.	Frank Petrancek, 1952	.588
4.	Evan Eschmeyer, 1999	.584
5.	Evan Eschmeyer, 1996	.560
6.	Mohamed Hachad, 2006	.556
7.	Paul Schultz, 1984	.546
8.	Brian Schwabe, 1988	.541
9.	Jitim Young, 2004	.534
	Brian Schwabe, 1989	.534



CRAIG MOORE (2006-09) hit a school-record 110 3-pointers during his senior year, the fifth-best single-season total in Big Ten history. He ranks second all-time in the conference with 845 career 3-point attempts and fourth with 320 makes.

Three-Point Field Goals

1.	Craig Moore, 2009	110
2.	Craig Moore, 2008	97
3.	Michael Thompson, 2010	88
4.	Sean Wink, 1998	86
5.	Winston Blake, 2001	83
6.	John Shurna, 2010	78
7.	Todd Leslie, 1994	77
8.	Geno Carlisle, 1996	73
9.	Winston Blake, 2002	69
10.	Vedran Vukusic, 2005	67

Three-Point FG Attempts

1.	Craig Moore, 2009	271
2.	Craig Moore, 2008	242
3.	Winston Blake, 2001	221
4.	John Shurna, 2010	220
5.	Michael Thompson, 2010	214
6.	Geno Carlisle, 1996	197
7.	Sean Wink, 1998	188
8.	Winston Blake, 2002	187
9.	Vedran Vukusic, 2005	186
10.	Todd Leslie, 1994	185

Three-Point FG Percentage

(Min. 40 Attempts)

1.	Rob Ross, 1989	.525
2.	Todd Leslie, 1991	.512
3.	Rex Walters, 1990	.473
4.	Vedran Vukusic, 2002	.469
5.	Phil Styles, 1988	.462
6.	Sean Wink, 1998	.457
7.	Jeff Grose, 1987	.455
8.	Julian Bonner, 1999	.447
9.	Michael Jenkins, 2005	.440
10.	Todd Leslie, 1992	.427

Free Throws

1.	Evan Eschmeyer, 1999	208
2.	Evan Eschmeyer, 1998	185
3.	Dale Kelley, 1970	164
4.	Frank Ehmann, 1955	151
5.	Ron Shoger, 1971	143
6.	Joe Ruklick, 1959	139
7.	Cedric Neloms, 1992	135
	Billy McKinney, 1976	135
9.	Kevin Rankin, 1992	133
10.	Jim Burns, 1966	129
	Ray Ragelis, 1951	129

Free Throw Attempts

1.	Evan Eschmeyer, 1998	302
2.	Evan Eschmeyer, 1999	273
	Frank Ehmann, 1955	234
3.	Dale Kelley, 1970	212
4.	Ray Ragelis, 1951	202
5.	Joe Ruklick, 1959	196
6.	Barry Moran, 1971	195
7.	Jitim Young, 2004	190
8.	Jim Burns, 1966	186
9.	Hal Grant, 1955	185
10.	Evan Eschmeyer, 1997	178

Free Throw Percentage

1.	Jim Stack, 1981	.900
2.	Jerry Marifke, 1979	.887
3.	Dan Davis, 1969	.882
4.	Patrick Baldwin, 1993	.880
5.	Brian Gibson, 1980	.873
	Willie Williams, 1975	.873
7.	Bill Gibbs, 1963	.871
8.	Charles Howell, 1991	.864
9.	Jeff Grose, 1988	.851
10.	Jerry Marifke, 1978	.843

Rebounds

1.	Jim Pitts, 1966	321
2.	Joe Ruklick, 1958	306
3.	Evan Eschmeyer, 1999	292
4.	Evan Eschmeyer, 1998	290
5.	Joe Ruklick, 1959	287
6.	Joe Ruklick, 1957	275
7.	Don Adams, 1969	268
	Jim Pitts, 1965	268
9.	Don Adams, 1968	256
10.	Don Adams, 1970	249




Rebound Average

1.	Joe Ruklick, 1958	13.9
2.	Jim Pitts, 1965	13.4
	Jim Pitts, 1966	13.4
4.	Jim Pitts, 1964	13.2
5.	Joe Ruklick, 1959	13.0
6.	Joe Ruklick, 1957	12.5
7.	Rick Lopossa, 1964	11.5
8.	Phil Warren, 1959	11.3
9.	Don Adams, 1969	11.2
10.	Don Adams, 1968	11.1
	Phil Warren, 1958	11.1
	Ray Ragelis, 1951	11.1

Assists

1.	Tim Doyle, 2007	157
2.	Patrick Baldwin, 1994	154
3.	Michael Thompson, 2010	139
4.	Patrick Baldwin, 1993	136
5.	Michael Jenkins, 1983	133
6.	Michael Thompson, 2008	128
7.	Rex Walters, 1990	125
8.	T.J. Parker, 2004	115
9.	Michael Thompson, 2009	114
10.	Julian Bonner, 1998	111



DALE KELLEY still holds the school single-season record with a scoring average of 24.3 points per game established during the 1969-70 season.



JITIM YOUNG played a then single-season record 1,107 minutes played in 2003-04. He also had 66 steals which is fourth on the Wildcats' single-season list.

Steals

1.	Patrick Baldwin, 1991	90
2.	Patrick Baldwin, 1993	74
3.	Art Aaron, 1984	67
4.	Jitim Young, 2004	66
5.	Patrick Baldwin, 1994	59
6.	Jeremy Nash, 2010	58
7.	Mohamed Hachad, 2004	57
8.	Craig Moore, 2008	55
	Jitim Young, 2002	55
	Shawn Watts, 1987	55

Blocked Shots

1.	Jim Pitts, 1966	123
2.	Evan Eschmeyer, 1999	48
3.	Kevin Rankin, 1992	45
4.	Brian Pitts, 1987	40
5.	Kevin Rankin, 1994	39
6.	Aaron Jennings, 2003	36
7.	Evan Eschmeyer, 1997	34
8.	John Shurna, 2010	32
	Vince Scott, 2007	32
10.	Tavaras Hardy, 2002	30

Games Played

1.	Michael Thompson, 2010	34
	John Shurna, 2010	34
	Drew Crawford, 2010	34
	Alex Marcotullio, 2010	34
	Jeremy Nash, 2010	34
6.	13 times, most recently:	31
	Michael Thompson, 2009	31
	John Shurna, 2009	31
	Kevin Coble, 2009	31
	Craig Moore, 2009	31
	Jeremy Nash, 2009	31
	Kyle Rowley, 2009	31

Games Started

1.	Michael Thompson, 2010	34
	John Shurna, 2010	34
	Drew Crawford, 2010	34
	Jeremy Nash, 2010	34
5.	Michael Thompson, 2009	31
	John Shurna, 2009	31
	Kevin Coble, 2009	31
	Craig Moore, 2009	31
	Tim Doyle, 2007	31
	Vedran Vukusic, 2005	31

Minutes Played

1.	Michael Thompson, 2010	1,281
2.	John Shurna, 2010	1,238
3.	Jeremy Nash, 2010	1,180
4.	Jitim Young, 2004	1,107
5.	Craig Moore, 2009	1,105
6.	Gaddis Rathel, 1983	1,091
7.	Tim Doyle, 2007	1,087
8.	Vedran Vukusic, 2005	1,085
9.	T.J. Parker, 2004	1,077
10.	Jim Stack, 1983	1,073

GAME RECORDS

Points

1.	Rich Falk vs. Iowa, 2/24/64	49
2.	Rick Lopossa at Illinois, 2/1/64	40
	Joe Ruklick vs. Illinois, 3/8/58	40
4.	Geno Carlisle at Wisconsin, 2/21/96	39
	Dale Kelley at Wisconsin, 3/3/70	39
6.	Jim Burns vs. Michigan, 3/5/66	38
	Frank Ehmann vs. Michigan, 1/31/55	38
8.	Kevin Coble vs. Indiana, 2/23/08	37
	Evan Eschmeyer vs. Penn State, 2/8/98	37
	Tony Allen vs. UNLV, 12/20/77	37
	Billy McKinney at Notre Dame, 12/4/74	37
	Jim Burns vs. Purdue, 1/8/66	37
	Rich Falk at Michigan State, 2/29/64	37

Field Goals

1.	Rich Falk vs. Iowa, 2/24/64	19
2.	Billy McKinney at Notre Dame, 12/4/74	17
	Joe Ruklick vs. Illinois, 3/8/58	17
4.	Dale Kelley vs. Michigan, 1/30/70	16
	Dale Kelley vs. Texas A&M, 12/30/69	16
	Don Adams vs. George Washington, 12/9/69	16
	Rick Lopossa at Illinois, 2/1/64	16
	Rich Falk at Michigan State, 2/29/64	16
	Frank Ehmann vs. Michigan, 1/31/55	16
10.	Walker Lambiotte at Iowa, 2/2/89	15
	Bob Svete vs. Ohio State, 2/28/76	15
	Dale Kelley at Wisconsin, 3/3/70	15

Field Goal Attempts

1.	Rich Falk vs. Iowa, 2/24/64	38
2.	Dale Kelley vs. Texas A&M, 12/30/69	32
3.	Joe Ruklick at Iowa, 1/24/59	31
4.	Jim Burns vs. Purdue, 2/15/65	30
5.	Dale Kelley vs. Michigan, 1/3/70	29
	Jim Burns vs. Michigan, 3/5/66	29
7.	Geno Carlisle at Brown, 1/2/96	27
8.	Billy McKinney vs. Illinois, 1977	27
	Dale Kelley at Wisconsin, 3/3/70	27
10.	Billy McKinney at Notre Dame, 12/4/74	26
	Willie Williams vs. Northern Illinois, 2/8/74	26
	Joe Ruklick vs. Illinois, 3/8/58	26

Field Goal Percentage

(Minimum 10 attempts)

1.	Evan Eschmeyer vs. DePaul (12-13), 12/6/97	.923
2.	Patrick Baldwin at Minnesota (10-11), 2/28/91	.909
3.	Patrick Baldwin vs. Dartmouth (9-10), 12/29/90	.900
	Gaddis Rathel vs. Knox (9-10), 11/27/81	.900
5.	Joe Ruklick vs. Illinois (13-15), 2/11/57	.867
6.	Evan Eschmeyer at Michigan State (12-14), 1/18/97	.857
7.	Vedran Vukusic vs. Michigan (11-13), 2/26/05	.846
	Bob Grady vs. Iowa (11-13), 1/21/82	.846
9.	Evan Eschmeyer at Michigan (9-11), 3/3/97	.818
	Rex Walters vs. Indiana (9-11), 1/11/90	.818
	Shon Morris vs. Ohio State (9-11), 2/6/88	.818
	Shon Morris vs. Northern Illinois (9-11), 12/1/86	.818

Three-Point Field Goals Made

1.	Craig Moore at Brown, 11/22/08	9
2.	Craig Moore at Michigan, 2/26/08	8
3.	Craig Moore vs. Ohio State, 2/18/09	7
	Craig Moore vs. Michigan State, 1/24/08	7
	Craig Moore vs. Miami (Fla.), 11/28/06	7
	Winston Blake vs. Michigan, 1/27/01	7
	Todd Leslie at Youngstown State, 12/15/93	7
	Todd Leslie at Iowa, 3/1/92	7
9.	23 times, most recently:	6
	Craig Moore at Ohio State, 3/8/09	6

Three-Point Field Goal Attempts


1.	Craig Moore at Iowa, 2/7/09	18
2.	Craig Moore at Ohio State, 3/8/09	15
3.	Craig Moore vs. Minnesota, 3/12/09	14
	Craig Moore at Michigan State, 1/6/08	14
	Craig Moore vs. Michigan State, 1/24/08	14
	Geno Carlisle vs. Wisconsin, 1/20/96	14
	Geno Carlisle at Brown, 1/2/96	14
8.	9 times, most recently:	13
	Craig Moore at Michigan, 1/24/09	13

Three-Point Field Goal Percentage

(Minimum 5 Attempts)

1.	Todd Leslie vs. Saint Louis (6-6), 12/22/90	1.000
	Kevin Coble vs. Utah (5-5), 12/21/06	1.000
	Todd Leslie vs. Morgan State (5-5), 12/21/90	1.000
4.	Kevin Coble vs. Indiana (5-5), 2/23/08	.833
	T.J. Parker vs. Fordham (5-6), 12/22/02	.833
	Winston Blake at Penn State (5-6), 1/13/01	.833
	Steve Lepore vs. Western Carolina (5-6), 12/18/99	.833
	Sean Wink vs. Michigan State (5-6), 1/31/98	.833
	Geno Carlisle vs. Penn State (5-6), 1/13/96	.833
10.	Kevin Coble vs. Michigan (4-5), 1/12/08	.800

most recent of 13 times that it has been done



RICH FALK (42) holds the record for points in a game, with 49, setting the mark against Iowa in 1964. He drained 19 field goals in that contest, also a Northwestern mark that still stands.



Free Throws

1.	Evan Eschmeyer vs. Minnesota, 2/27/99	17
	Evan Eschmeyer vs. Penn State, 2/8/98	17
	Geno Carlisle at Wisconsin, 2/21/96	17
	Shon Morris vs. Northern Arizona, 12/29/87	17
5.	Cedric Neloms vs. Northeastern, 12/14/91	16
	Mark Sibley vs. Minnesota, 3/10/73	16
	Ron Shoger vs. Iowa, 1/30/71	16
	Joe Ruklick vs. Detroit, 12/29/56	16
	Phil Warren vs. Detroit, 12/29/56	16
	Glen Lose vs. Oregon, 12/20/55	16

Free Throw Attempts

1.	Evan Eschmeyer vs. Minnesota, 1/7/98	22
	Evan Eschmeyer vs. Penn State, 2/8/98	22
	Joe Ruklick vs. Detroit, 12/29/56	22
4.	Evan Eschmeyer vs. Minnesota, 2/27/99	21
	Mark Sibley vs. Minnesota, 3/10/73	21
6.	Geno Carlisle at Wisconsin, 2/21/96	20
7.	Glen Lose vs. Oregon, 12/20/55	20
8.	Evan Eschmeyer vs. Michigan, 2/4/99	19
	Shon Morris vs. Northern Arizona, 12/29/87	19
	Phil Warren vs. Detroit, 12/29/56	19
	Frank Ehmann vs. Illinois, 2/5/55	19

Free Throw Percentage

(Minimum 10 attempts)

1.	Jeff Grose vs. DePaul (13-13), 12/21/87	1.000
2.	Jeff Grose at Minnesota (12-12), 2/20/86	1.000
3.	Ben Johnson vs. Pepperdine (11-11), 1/8/00	1.000
	Kevin Rankin at Illinois (11-11), 2/28/92	1.000
	Rod Roberson vs. East Tennessee State (11-11), 12/28/78	1.000
	Dale Kelley vs. Purdue (11-11), 1/24/70	1.000
	Dale Kelley vs. Michigan State (11-11), 1970	1.000
8.	Evan Eschmeyer at Wisconsin (10-10), 2/10/99	1.000
	Art Aaron vs. Illinois (10-10), 1984	1.000
	Billy McKinney vs. Michigan State (10-10), 1/27/77	1.000
	Billy McKinney vs. Purdue (10-10), 1/12/76	1.000
	Willie Williams at Ohio State (10-10), 2/2/74	1.000
	Ron Shoger vs. Michigan (10-10), 1/23/71	1.000
	Dale Kelley vs. Rutgers (10-10), 12/26/69	1.000
	Jim Sarno vs. Florida (10-10), 1969	1.000
	Terry Gamber vs. Kentucky (10-10), 12/10/66	1.000

Rebounds

1.	Jim Pitts vs. Indiana, 2/13/65	29
2.	Jim Pitts vs. Indiana, 2/19/66	26
3.	Chuck Brandt vs. Illinois, 3/5/60	24
4.	Jim Pitts vs. Notre Dame, 12/21/63	23
	Bill Schulz vs. Iowa, 2/11/56	23
6.	Jim Pitts vs. Ohio State, 1966	22
	Joe Ruklick at Iowa, 1/24/59	22
8.	Evan Eschmeyer vs. Penn State, 1/20/99	21
	Joe Ruklick vs. Western Michigan, 1957	21

Assists

1.	Patrick Baldwin vs. Youngstown State, 12/5/92	14
2.	Terry Gamber vs. Rhode Island, 12/28/66	13
3.	Jerry Marifke vs. Wisconsin, 2/19/77	12
4.	Michael Thompson vs. Penn State, 1/2/08	10
	Ben Johnson vs. Penn State, 2/21/01	10
	Evan Eschmeyer at Indiana, 1/13/99	10
	Patrick Baldwin vs. Holy Cross, 12/21/92	10
	Rob Ross vs. Wisconsin, 1/27/90	10
9.	Michael Thompson vs. Brown, 11/24/07	9
	Tim Doyle vs. Northwestern State, 12/31/06	9
	Collier Drayton vs. Buffalo, 1/31/01	9
	Steve Lepore at Michigan State, 3/5/99	9
	Julian Bonner vs. DePaul, 12/6/97	9
	Julian Bonner vs. Chicago State, 1/27/98	9
	Julian Bonner vs. Michigan State, 1/31/98	9
	Kevin Rankin vs. Michigan, 3/12/94	9
	Patrick Baldwin vs. Holy Cross, 12/20/93	9
	Patrick Baldwin vs. Wisconsin, 3/6/93	9
	Rex Walters vs. Tulane, 12/5/89	9
	Rob Ross vs. Navy, 1/3/89	9
	Shawn Watts vs. Michigan State, 1984	9
	Michael Jenkins vs. Colorado State, 12/1/80	9
	Brian Gibson vs. Michigan, 1/26/80	9
	Jerry Marifke vs. UNLV, 12/20/77	9
	Kevin Kachan vs. Texas A&M, 1974	9

Steals

1.	Patrick Baldwin vs. Oakland, 11/27/90	9
2.	Jitim Young vs. Penn State, 3/11/04	8
	Patrick Baldwin vs. Vanderbilt, 12/2/91	8
	Shawn Watts vs. Rollins, 12/13/86	8
5.	Jeremy Nash vs. Chicago State, 2/4/09	7
	Craig Moore vs. Savannah State, 12/1/07	7
	Mike Capocci vs. Benedictine (Ill.), 11/20/07	7
	Patrick Baldwin at Holy Cross, 12/21/92	7
	Patrick Baldwin at Purdue, 2/27/93	7
	Patrick Baldwin vs. Loyola, 12/15/90	7
	Patrick Baldwin vs. Illinois, 3/2/91	7
	Shawn Watts vs. Marquette, 12/16/86	7

Blocked Shots

1.	Jim Pitts vs. Purdue, 1/8/66	10
2.	Aaron Jennings vs. New Hampshire, 11/25/02	7
	Evan Eschmeyer vs. Purdue, 1/27/99	7
	Jim Wallace vs. Ohio, 1976	7
5.	Kevin Rankin vs. Vanderbilt, 12/2/91	6
6.	Jim Pitts vs. Wisconsin, 1966	6
7.	Evan Eschmeyer at Seton Hall, 12/14/96	6
8.	Evan Eschmeyer at Indiana, 2/22/97	5
	Kevin Rankin vs. Purdue, 2/20/92	5
	Brian Pitts vs. Ohio State, 2/14/87	5
	Brian Pitts vs. Rollins, 12/13/86	5
	Brian Pitts vs. Northern Illinois, 12/1/86	5



TEAM GAME RECORDS

Points

1. 121 vs. Tulane, 12/19/66
2. 120 vs. Ball State, 12/5/66
3. 118 vs. West Virginia, 12/27/58
4. 116 vs. Kentucky, 12/10/66
5. 111 vs. Purdue, 1/8/66

Field Goals

1. 50 vs. Kentucky, 12/10/66
50 vs. Ball State, 12/5/66
3. 46 vs. Tulane, 12/19/66
4. 45 vs. West Virginia, 12/27/58
5. 44 vs. Valparaiso, 12/9/75
44 vs. Western Michigan, 12/2/57

Field Goal Attempts

1. 102 vs. Western Illinois, 12/18/72
2. 98 at Iowa, 1/24/59
3. 94 vs. Kansas, 12/7/57
4. 90 vs. Purdue, 1978
90 vs. Michigan, 1/31/55

Field Goal Percentage

1. .702 vs. Troy State, 12/2/97
2. .692 vs. Michigan, 2/21/81
3. .690 vs. Utah, 12/21/06
4. .686 vs. Minnesota, 2/25/83
5. .676 vs. Army, 12/12/95

Three-Point Field Goals

1. 20 vs. North Carolina A&T, 12/13/09
2. 15 vs. Arkansas State, 12/3/07
3. 14 at Brown, 11/22/08
14 vs. Evansville, 12/22/00
14 at Michigan, 1/19/00
6. 13 vs. Ohio State, 2/18/09
13 vs. Minnesota, 3/4/95
8. 12 vs. Chicago State, 2/4/09
12 vs. Indiana, 1/28/09
12 at Western Michigan, 12/8/07
12 at Purdue, 1/25/06
12 vs. Michigan, 2/26/05
12 vs. Rutgers, 12/27/03
12 at Bowling Green, 12/6/03
12 vs. Liberty, 12/17/01
12 vs. Kansas State, 12/8/01
12 vs. Virginia Commonwealth, 11/14/01
12 vs. Indiana, 2/13/99
12 at Iowa, 3/11/92

Three-Point FG Attempts

1. 47 at Illinois, 12/30/09
47 vs. North Carolina A&T, 12/13/09
3. 36 at Ohio State, 2/1/03
4. 34 vs. Portland, 11/19/04
5. 33 vs. Rutgers, 12/27/03
6. 32 at Ohio State, 1/6/08
32 vs. Kansas State, 12/8/01
8. 31 vs. Penn State, 3/9/06
31 at Penn State, 2/25/06
31 at DePaul, 11/26/05
31 at Penn State, 1/28/04
31 vs. Evansville, 12/22/00
31 vs. Michigan, 1/27/01

Three-Point Field Goal Percentage

(Minimum 10 Attempts)

1. .733 vs. Utah (11-15), 12/21/06
2. .714 vs. Army (10-14), 12/12/95
3. .700 vs. Tulane (7-10), 12/5/89
4. .692 vs. Saint Louis (9-13), 12/22/90
5. .667 vs. Western Carolina (10-15), 12/18/99
6. .647 vs. Mississippi Valley St. (11-17), 12/2/00
7. .636 vs. Morgan State (7-11), 12/21/90
.636 vs. Michigan (7-11), 1/17/91
.636 vs. Iowa (7-11), 1/16/88

Free Throws

1. 40 vs. Detroit, 12/29/56
2. 39 vs. Northeastern, 12/14/91
3. 38 vs. Wisconsin, 3/6/93
4. 37 vs. Michigan State, 1970
5. 35 vs. Creighton, 12/27/91
35 vs. Iowa, 1/30/71
35 vs. Ohio State, 2/25/67
35 vs. Western Michigan, 12/6/52

Free Throw Attempts

1. 56 vs. Detroit, 12/29/56
2. 51 vs. Illinois, 2/5/55
3. 48 vs. Wisconsin, 3/6/93
4. 48 vs. Indiana, 3/2/53
48 vs. Northern Illinois, 11/13/09
6. 46 vs. Chicago, 11/26/88
46 vs. Purdue, 2/20/54
46 vs. Indiana, 2/16/52
9. 45 vs. Penn State, 3/1/03

Free Throw Percentage

(Minimum 15 attempts)

1. 1.000 vs. Michigan State (24-24), 1/27/77
2. 1.000 vs. Minnesota (23-23), 2/20/86
3. 1.000 vs. Northern Illinois (16-16), 11/31/81
1.000 vs. Ohio State (16-16), 2/2/74
5. 1.000 at Illinois (15-15), 2/26/92
6. .957 vs. Illinois (22-23), 3/14/03
7. .952 vs. Wisconsin (20-21), 1979
.952 vs. Michigan State (20-21), 1/10/70

Rebounds

1. 72 vs. Western Illinois, 12/18/72
72 vs. Ball State, 12/5/66
3. 71 vs. Valparaiso, 12/19/70
71 vs. Tulane, 12/18/65
5. 68 vs. Indiana, 2/18/67

Assists

1. 32 vs. Benedictine (Ill.), 11/20/07
2. 30 vs. Troy State, 12/2/97
3. 27 vs. Northwestern State, 12/31/06
27 vs. Holy Cross, 12/20/93
27 vs. Tulane, 12/5/89
27 vs. Michigan, 1/26/80
27 vs. Wisconsin, 2/19/77
27 vs. Ohio, 12/1/73

Steals

1. 22 vs. Penn State, 3/11/04
22 vs. Chicago, 11/27/93
3. 18 vs. Howard, 12/20/07
18 vs. Florida International, 12/1/90
5. 17 vs. Savannah State, 12/1/07
17 vs. Penn State, 2/19/05
17 at Minnesota, 2/9/05
17 vs. Iowa, 1/12/84
17 vs. Rice, 12/2/78
10. 15 (six times)

Blocked Shots

1. 11 vs. Loras, 11/26/84
2. 10 vs. UMKC, 12/15/08
10 vs. Purdue, 1/8/66
4. 9 at North Carolina State, 12/1/09
9 vs. Texas-Pan American, 1/7/10
9 vs. Indiana, 2/7/10
9 vs. New Hampshire, 11/25/02
9 vs. Iowa, 1/19/02
9 vs. Iowa, 3/5/87
10. 8 at Indiana, 2/25/09
8 vs. Brown, 11/21/06
8 at Indiana, 2/22/97
8 vs. William & Mary, 12/29/02
8 vs. Vanderbilt, 12/2/91
8 vs. Cleveland State, 1984
8 vs. Ohio, 1977

TEAM SEASON RECORDS



Wins

1. 20—2010
2. 18—1983
3. 17—2009
4. 16—2002
16—1931
6. 15—2005
15—1999
15—1994
15—1959
15—1946
15—1933

Winning Percentage

1. .941—1931 (16-1)
2. .789—1933 (15-4)
3. .778—1913 (14-4)
4. .750—1946 (15-5)
5. .737—1916 (14-5)

Points

1. 2,351—2010
2. 2,189—1990
3. 2,174—1994
4. 2,080—1989
5. 2,009—1967

Points Per Game Average

1. 91.3—1967
2. 82.8—1970
3. 81.6—1971
4. 80.5—1959
5. 79.5—1955

Field Goals

1. 825—1990
2. 814—1989
3. 801—1976
4. 789—2010
4. 771—1994

Field Goal Attempts

1. 1,850—1973
2. 1,838—1965
3. 1,820—2010
4. 1,810—1978
5. 1,776—1977

Field Goal Percentage

1. .486—1989
2. .475—1990
3. .474—1998
4. .468—1994
.468—1991

Three-Point Field Goals

1. 317—2010
2. 255—2009
3. 246—2008
4. 209—2002
5. 205—2004
6. 202—2001
201—1999
7. 201—2006
9. 199—2003
10. 195—2007

Three-Point Field Goal Attempts

1. 887—2010
2. 671—2008
3. 661—2009
4. 648—2004
5. 643—2001
6. 631—2003
7. 626—2006
8. 622—2002
9. 620—2007
10. 566—2005

Three-Point Field Goal Percentage

1. .446—1990
2. .434—1991
3. .391—1988
4. .386—2009
5. .383—1989

Free Throws

1. 541—1970
2. 535—1971
3. 499—1953
4. 497—1992
5. 489—1955

Free Throw Attempts

1. 775—1953
2. 774—1955
3. 745—1954
4. 737—1971
5. 728—1970

Free Throw Percentage

1. .768—1991
2. .763—1992
3. .745—1980
4. .744—1976
.744—1970

Rebounds

1. 1,398—1965
2. 1,268—1966
3. 1,228—1959
4. 1,217—1973
5. 1,203—1968

Rebound Average

1. 58.3—1965
2. 56.8—1964
3. 55.8—1959
4. 53.5—1967
5. 52.8—1966

Assists

1. 565—2010
2. 516—1994
3. 474—2005
4. 472—2009
5. 467—2007
6. 445—1999
7. 441—1990
8. 440—1989
9. 434—2004
10. 433—2006

Steals

1. 261—2007
2. 240—2008
3. 238—2004
4. 231—2005
5. 225—2009
225—2006
225—1990
8. 222—1993
9. 221—2010
10. 219—2002


Blocked Shots

1. 133—2010
2. 123—1966
3. 107—1999
4. 97—1994
5. 92—2002
6. 89—2009
7. 87—2007
8. 83—2000
83—1987
10. 81—2003


YEAR-BY-YEAR LEADERS

SCORING

Year	Player	Pos.	GP	FG	FT	3FG	Pts.	Avg.
1950	Ray Ragelis	F	22	133	72	—	338	15.4
1951	Ray Ragelis	F	22	146	129	—	421	19.1
1952	Frank Petrancek	C	22	120	73	—	313	14.2
1953	Larry Kurka	F	22	109	55	—	273	12.4
1954	Frank Ehmann	F	21	140	103	—	383	18.2
1955	Frank Ehmann	F	21	175	151	—	501	23.9
1956	Dick Mast	G	22	180	103	—	463	21.0
1957	Joe Ruklick	C	22	141	114	—	396	18.0
1958	Joe Ruklick	C	22	161	92	—	414	18.2
1959	Joe Ruklick	C	22	183	139	—	505	23.0
1960	Willie Jones	F/C	23	146	109	—	410	17.5
1961	Ralph Wells	G	22	115	79	—	309	14.0
1962	Ralph Wells	G	23	112	88	—	312	13.6
1963	Rich Falk	G	24	146	80	—	372	15.5
1964	Rich Falk	G	21	204	81	—	489	23.3
1965	Jim Burns	G	24	167	77	—	411	17.1
1966	Jim Burns	G	24	178	129	—	485	20.2
1967	Jim Burns	G	22	177	118	—	472	21.5
1968	Dale Kelley	G	19	112	88	—	312	16.4
1969	Dale Kelley	G	23	163	90	—	416	18.1
1970	Dale Kelley	G	24	209	164	—	582	24.3
1971	Barry Moran	F	24	146	128	—	420	17.5
1972	Mark Sibley	G	23	128	68	—	324	14.0
1973	Mark Sibley	G	24	184	93	—	461	19.2
1974	Billy McKinney	G	24	165	48	—	378	15.8
1975	Billy McKinney	G	26	199	75	—	473	18.2
1976	Billy McKinney	G	27	199	135	—	533	19.8
1977	Billy McKinney	G	25	205	106	—	516	20.6
1978	Tony Allen	F	26	160	73	—	393	15.1
1979	Rod Roberson	G	27	109	64	—	282	10.4
1980	Jim Stack	F	27	144	60	—	348	12.9
1981	Rod Roberson	G	27	173	118	—	464	17.2
1982	Jim Stack	F	27	158	85	—	401	14.9
1983	Jim Stack	F	30	173	95	6	447	14.9
1984	Art Aaron	G/F	27	187	83	—	457	16.9
1985	Andre Goode	F	28	157	38	—	352	12.6
1986	Shon Morris	F/C	27	153	126	—	432	16.0
1987	Shon Morris	F/C	28	140	96	3	379	13.5
1988	Shon Morris	F/C	28	155	104	9	423	15.1
1989	Walker Lambiotte	F	27	207	64	8	486	18.0
1990	Rex Walters	G	28	181	77	53	492	17.6
1991	Todd Leslie	G	28	132	63	65	392	14.0
1992	Cedric Neloms	F	28	132	135	3	402	14.4
1993	Cedric Neloms	F	26	155	120	8	438	16.8
1994	Kevin Rankin	C	29	163	107	10	443	15.3
1995	Cedric Neloms	F	26	113	125	4	335	13.7
1996	Geno Carlisle	G	27	170	119	73	532	19.7
1997	Evan Eschmeyer	C	29	147	116	0	410	14.1
1998	Evan Eschmeyer	C	27	200	328	0	585	21.7
1999	Evan Eschmeyer	C	29	180	208	0	568	19.6
2000	Ben Johnson	G	30	118	76	37	349	11.6
2001	Winston Blake	G/F	30	121	33	83	358	11.9
2002	Winston Blake	G/F	29	126	72	69	393	13.6
2003	Jitim Young	G	29	140	86	23	389	13.4
2004	Jitim Young	G	29	182	123	32	519	17.9
2005	Vedran Vukusic	F	31	189	75	67	520	16.8
2006	Vedran Vukusic	F	28	191	88	63	533	19.0
2007	Kevin Coble	F	29	156	31	45	388	13.4
2008	Kevin Coble	F	21	130	39	35	334	15.9
2009	Kevin Coble	F	31	179	76	47	481	15.5
2010	John Shurna	F	34	217	107	78	619	18.2



JIM SARNO



JAMES WALLACE

YEAR-BY-YEAR LEADERS



REBOUNDING

Year	Player	Pos.	GP	Reb.	Avg.
1951	Ray Ragelis	F	22	245	11.1
1952	Frank Petrancek	C	22	208	9.5
1953	John Biever	G	22	142	6.4
1954	Hal Grant	C	22	147	6.7
1955	Hal Grant	F	22	236	10.7
1956	Bill Schulz	C	22	208	9.5
1957	Joe Ruklick	C	22	275	12.5
1958	Joe Ruklick	C	22	306	13.9
1959	Joe Ruklick	C	22	287	13.0
1960	Chuck Brandt	F/C	23	202	8.8
1961	Brad Snyder	F	22	220	10.0
1962	Phil Keeley	F	21	149	7.1
1963	Phil Keeley	F	24	178	7.4
1964	Jim Pitts	C	16	211	13.2
1965	Jim Pitts	C	20	268	13.4
1966	Jim Pitts	C	24	321	13.4
1967	Mike Weaver	F	22	229	10.4
1968	Don Adams	G/F	23	256	11.1
1969	Don Adams	F	24	268	11.2
1970	Don Adams	F	24	249	10.4
1971	Barry Moran	F	24	248	10.3
1972	Barry Hentz	C	23	182	7.9
1973	Greg Wells	F/C	24	220	9.2
1974	Bryan Ashbaugh	F/C	24	235	9.8
1975	James Wallace	C	26	182	7.0
1976	James Wallace	C	25	168	6.7
1977	Bob Svete	F	25	135	5.4
1978	Mike Campbell	F	27	184	6.8
1979	Bob Klaas	C	27	136	5.0
1980	Mike Campbell	F	27	162	6.0
1981	Jim Stack	F	26	172	6.6
1982	Bob Grady	C	27	171	6.3
1983	Andre Goode	F	30	200	6.7
1984	Andre Goode	F	28	159	5.7
1985	John Peterson	F	28	165	5.9
1986	Shon Morris	F/C	27	203	7.5
1987	Shon Morris	F/C	28	229	8.2
1988	Shon Morris	F/C	28	196	7.0
1989	Brian Schwabe	F	28	171	6.1
1990	Brian Schwabe	C	27	176	6.5
1991	Kevin Rankin	F/C	28	206	7.4
1992	Kevin Rankin	F/C	28	214	7.6
1993	Kevin Rankin	C	27	226	8.4
1994	Kevin Rankin	C	29	239	8.2
1995	Brian Chamberlain	F	27	154	5.7
1996	Evan Eschmeyer	C	27	178	6.6
1997	Evan Eschmeyer	C	29	235	8.1
1998	Evan Eschmeyer	C	27	290	10.7
1999	Evan Eschmeyer	C	29	292	10.1
2000	Tavaras Hardy	F	30	171	5.7
2001	Tavaras Hardy	F	30	171	5.7
2002	Tavaras Hardy	F	29	185	6.4
2003	Jitim Young	G	29	148	5.1
2004	Jitim Young	G	29	174	6.0
2005	Mohamed Hachad	G	31	136	4.4
2006	Mohamed Hachad	G	26	129	5.0
2007	Kevin Coble	F	29	152	5.2
2008	Kevin Coble	F	21	114	5.4
2009	Kevin Coble	F	31	148	4.8
2010	John Shurna	F	34	216	6.4

FIELD GOAL PERCENTAGE

Year	Player	Pos.	GP	FG	FGA	Pct.
1950	Bob Hughes	G	20	64	134	.448
1951	Ray Ragelis	F	22	146	354	.412
1952	Frank Petrancek	C	22	120	204	.588
1953	Hal Grant	C	22	80	203	.394
1954	Hal Grant	C	22	121	285	.425
1955	Dick Mast	G	22	110	257	.427
1956	Jay Hook	G	21	80	219	.365
1957	Phil Warren	F	22	97	235	.413
1958	Joe Ruklick	C	22	161	347	.464
1959	Nick Mantis	G	22	139	302	.461
1960	William North	C	22	45	94	.479
1961	Bill Gibbs	G	18	40	93	.430
1962	Rich Falk	G	23	59	136	.434
1963	Rich Falk	G	24	146	309	.473
1964	Rich Falk	G	21	204	452	.451
1965	Jim Pitts	C	24	83	171	.485
1966	Mike Weaver	F	24	102	208	.490
1967	Mike Weaver	F	22	124	261	.475
1968	Jim Sarno	C	21	77	161	.478
1969	Jim Sarno	C	22	86	176	.489
1970	Mike Reeves	G/F	12	50	101	.495
1971	Barry Hentz	C	23	103	218	.472
1972	Mark Sibley	G	23	128	283	.452
1973	Greg Wells	F/C	24	108	231	.468
1974	Bryan Ashbaugh	F/C	24	147	309	.476
1975	James Wallace	C	26	83	170	.488
1976	Bob Svete	F	27	107	215	.498
1977	Tony Allen	F	27	126	272	.463
1978	Pete Boesen	F	26	97	206	.470
1979	Brian Jung	C	27	77	160	.481
1980	Rod Roberson	C	27	141	265	.532
1981	Paul Schultz	F	27	51	91	.560
1982	Bob Grady	C	27	101	196	.515
1983	Andre Goode	F	30	120	254	.472
1984	Paul Schultz	C	28	83	152	.546
1985	Shawn Watts	G	28	82	181	.453
1986	Shon Morris	F/C	27	153	297	.515
1987	Shon Morris	F/C	28	140	289	.484
1988	Brian Schwabe	F	28	132	244	.541
1989	Brian Schwabe	F	28	143	268	.534
	Walker Lambiotte	F	27	207	388	.534
1990	Kevin Nixon	F	22	65	129	.504
1991	Kevin Rankin	F/C	28	110	218	.505
1992	Charles Howell	C	27	71	136	.522
1993	Kevin Rankin	C	27	147	281	.523
1994	Cedric Neloms	F	29	112	215	.521
1995	Brian Chamberlain	F	27	63	145	.434
1996	Evan Eschmeyer	C	27	94	168	.560
1997	Evan Eschmeyer	C	29	147	220	.613
1998	Evan Eschmeyer	C	27	200	328	.610
1999	Evan Eschmeyer	C	29	180	308	.584
2000	Aaron Jennings	C	29	60	131	.458
2001	Tavaras Hardy	F/C	30	110	238	.462
2002	Tavaras Hardy	F/C	29	128	280	.457
2003	Jitim Young	G	29	140	288	.486
2004	Jitim Young	G	29	182	341	.534
2005	Mohamed Hachad	G	31	108	225	.480
2006	Mohamed Hachad	G	26	119	214	.556
2007	Kevin Coble	F	29	156	316	.494
2008	Jeff Ryan	F	22	50	87	.575
2009	Kevin Coble	F	31	179	379	.472
2010	Luka Mirkovic	C	34	91	189	.481

YEAR-BY-YEAR LEADERS

FREE THROW PERCENTAGE


(Minimum 2.0 attempts per game played)

Year	Player	Pos.	GP	FT	FTA	Pct.
1950	Jake Fendley	F	22	60	83	.723
1951	Bernie Brady	F	21	31	44	.704
1952	John Bieber	G	22	64	88	.727
1953	John Bieber	G	22	102	136	.750
1954	Larry Kurka	G	22	62	83	.748
1955	Walt Stpelwerth	G	22	64	82	.780
1956	Jay Hook	G	21	65	92	.707
1957	Joe Ruklick	C	22	114	151	.755
1958	Joe Ruklick	C	22	92	137	.672
1959	Phil Warren	F	17	37	51	.725
1960	Willie Jones	F/C	23	109	148	.737
1961	Bill Cacciatore	G	21	67	82	.817
1962	Bill Cacciatore	G	22	57	71	.803
1963	Bill Gibbs	G	23	74	85	.871
1964	Rich Falk	G	21	81	106	.764
1965	Ron Kozlicki	F	23	63	77	.818
1966	Mike Weaver	F	24	83	104	.798
1967	Mike Weaver	F	22	88	108	.815
1968	Terry Gamber	G	23	116	145	.800
1969	Dan Davis	F	24	82	93	.882
1970	Dale Kelley	G	24	164	212	.774
1971	Ron Shoger	G	24	143	171	.836
1972	Mark Sibley	G	23	68	85	.800
1973	Mark Sibley	G	24	93	118	.788
1974	Brad Cartwright	F	22	39	45	.867
1975	Willie Williams	F	26	55	63	.873
1976	Billy McKinney	G	27	135	163	.828
1977	Billy McKinney	G	25	106	136	.779
1978	Jerry Marifke	G	27	86	102	.843
1979	Jerry Marifke	G	24	63	71	.887
1980	Brian Gibson	G	27	69	79	.873
1981	Jim Stack	F	26	81	90	.900
1982	Jim Stack	F	27	85	102	.833
1983	Jim Stack	F	30	95	116	.819
1984	Art Aaron	G/F	27	83	120	.692
1985	John Peterson	F	28	49	60	.817
1986	Shon Morris	F/C	27	126	157	.803
1987	Shon Morris	F/C	28	96	120	.800
1988	Jeff Grose	G	28	74	87	.851
1989	Brian Schwabe	F	28	76	103	.738
1990	Rex Walters	G	28	77	97	.794
1991	Charles Howell	C	28	114	132	.864
1992	Kevin Rankin	F/C	28	133	160	.831
1993	Patrick Baldwin	G	25	66	75	.880
1994	Todd Leslie	G	29	62	77	.805
1995	Geno Carlisle	G	26	68	90	.756
1996	Geno Carlisle	G	27	119	154	.773
1997	Jevon Johnson	G	29	63	87	.724
1998	Napoleon Harris	G	18	31	48	.646
1999	Evan Eschmeyer	C	29	208	273	.762
2000	Ben Johnson	G	30	76	91	.835
2001	Ben Johnson	G	30	50	64	.781
2002	Winston Blake	G/F	29	72	90	.800
2003	Aaron Jennings	C	29	60	76	.789
2004	Vedran Vukusic	F	28	65	85	.765
	T.J. Parker	G	29	52	68	.765
2005	Vedran Vukusic	F	31	75	98	.765
2006	Vedran Vukusic	F	28	88	112	.786
2007	Tim Doyle	G/F	31	88	119	.739
2008	Kevin Coble	F	21	39	48	.813
2009	Craig Moore	G	31	50	63	.794
2010	Michael Thompson	G	34	92	111	.829

THREE-POINT FG PERCENTAGE

(Minimum 1.0 made per game played)

Year	Player	Pos.	GP	3FG	3FGA	Pct.
1987	Jeff Grose	G	27	25	55	.455
1988	Phil Styles	G	28	30	65	.462
1989	Rob Ross	G	27	21	40	.525
1990	Rex Walters	G	28	53	112	.473
1991	Todd Leslie	G	28	65	127	.512
1992	Todd Leslie	G	28	50	117	.427
1993	Patrick Baldwin	G	25	18	70	.257
1994	Todd Leslie	G	29	77	185	.416
1995	Geno Carlisle	G	26	30	84	.357
1996	Geno Carlisle	G	27	73	197	.371
1997	Julian Bonner	G	29	33	92	.359
1998	Sean Wink	G	27	86	188	.457
1999	Steve Lepore	G	28	52	133	.391
2000	Steve Lepore	G	30	66	179	.369
2001	Winston Blake	G/F	30	83	221	.383
2002	Winston Blake	G/F	29	69	187	.369
2003	T.J. Parker	G	29	41	106	.387
2004	Vedran Vukusic	F	28	59	154	.383
2005	Vedran Vukusic	F	31	67	186	.360
2006	Vedran Vukusic	F	28	63	175	.360
2007	Kevin Coble	F	29	45	116	.388
2008	Michael Thompson	G	30	45	104	.433
2009	Michael Thompson	G	31	48	115	.417
2010	Michael Thompson	G	34	88	214	.411



JIM STACK

YEAR-BY-YEAR LEADERS



ASSISTS

Year	Player	Pos.	GP	Assists
1971	Mark Sibley	G	24	64
1972	Mark Sibley	G	23	60
1973	Kevin Kachan	G	24	68
1974	Bryan Ashbaugh	F/C	24	54
1975	Tim Teasley	G	24	42
1976	Billy McKinney	G	27	95
1977	Billy McKinney	G	25	66
1978	Jerry Marifke	G	27	68
1979	Jerry Marifke	G	24	88
1980	Brian Gibson	G	27	85
1981	Michael Jenkins	G	24	83
1982	Michael Jenkins	G	27	73
1983	Michael Jenkins	G	30	133
1984	Shawn Watts	G	28	98
1985	Shawn Watts	G	28	106
1986	Shawn Watts	G	25	68
1987	Shawn Watts	G	28	107
1988	Phil Styles	G	28	90
1989	Rob Ross	G	27	87
1990	Rex Walters	G	28	125
1991	Patrick Baldwin	G	28	106
1992	Kip Kirkpatrick	G	28	67
1993	Patrick Baldwin	G	25	136
1994	Patrick Baldwin	G	29	59
1995	Geno Carlisle	G	26	101
1996	Jevon Johnson	G	27	84
1997	Jevon Johnson	G	29	84
1998	Julian Bonner	G	27	111
1999	Julian Bonner	G	29	78
2000	Ben Johnson	G	30	73
2001	Collier Drayton	G	30	101
2002	Collier Drayton	G	28	101
2003	Jason Burke	G	29	79
2004	T.J. Parker	G	29	115
2005	Davor Duvancic	C	30	81
2006	Tim Doyle	G/F	29	110
2007	Tim Doyle	G/F	31	157
2008	Michael Thompson	G	30	128
2009	Michael Thompson	G	31	114
2010	Michael Thompson	G	34	139



In 2007, **TIM DOYLE** became the first NU player to record at least 350 points, 150 assists, 100 rebounds and 50 steals in the same season. Only 13 other players in the history of the Big Ten have accomplished that feat.

STEALS

Year	Player	Pos.	GP	Steals
1979	Rod Roberson	G	27	41
1980	Brian Gibson	G	27	37
1981	Rod Roberson	G	27	37
1982	Gaddis Rathel	G	27	21
1983	Art Aaron	F	30	47
1984	Art Aaron	G/F	28	67
1985	Shawn Watts	G	28	45
1986	Shawn Watts	G	25	33
1987	Shawn Watts	G	28	55
1988	Shon Morris	F/C	28	40
1989	Walker Lambiotte	F	27	37
1990	Walker Lambiotte	F	27	48
1991	Patrick Baldwin	G	28	90
1992	Patrick Baldwin	G	14	49
1993	Patrick Baldwin	G	25	74
1994	Patrick Baldwin	G	29	59
1995	Brian Chamberlain	F	27	19
1996	Jevon Johnson	G	27	32
1997	Jevon Johnson	G	29	36
1998	Julian Bonner	G	27	29
1999	Julian Bonner	G	29	26
2000	Ben Johnson	G	30	24
	Tavaras Hardy	F	30	24
2001	Collier Drayton	G	30	48
2002	Jitim Young	G	29	55
2003	Jitim Young	G	29	47
2004	Jitim Young	G	29	66
2005	T.J. Parker	G	30	45
2006	Mohamed Hachad	G	26	42
2007	Tim Doyle	G/F	31	53
2008	Craig Moore	G	30	55
2009	Craig Moore	G	31	41
	Kevin Coble	F	31	41
2010	Jeremy Nash	G	34	58

BLOCKED SHOTS

Year	Player	Pos.	GP	Blks
1979	Mike Campbell	F	27	13
1980	Mike Campbell	F	27	20
1981	Bob Grady	C	15	10
1982	Andre Goode	F	27	24
1983	Andre Goode	F/C	30	22
1984	Art Aaron	G/F	28	23
1985	Andre Goode	F	28	20
1986	Brian Pitts	C	11	7
	Shon Morris	F/C	27	7
	Brian Schwabe	F	27	7
1987	Brian Pitts	C	16	40
1988	Brian Schwabe	F	28	15
1989	Lucis Reece	F	28	9
	Bryan Ross	C	22	9
	Phil Styles	G	28	9
1990	Walker Lambiotte	F	27	9
1991	Kevin Rankin	F/C	28	21
1992	Kevin Rankin	F/C	28	45
1993	Kevin Rankin	C	27	28
1994	Kevin Rankin	C	29	39
1995	Dan Kreft	C	26	21
1996	Evan Eschmeyer	C	27	26
1997	Evan Eschmeyer	C	29	34
1998	Evan Eschmeyer	C	27	24
1999	Evan Eschmeyer	C	29	48
2000	Tavaras Hardy	F	30	24
2001	Tavaras Hardy	F	30	29
2002	Tavaras Hardy	F	29	30
2003	Aaron Jennings	C	29	36
2004	Vedran Vukusic	F	29	16
2005	Vedran Vukusic	F	31	23
2006	Vince Scott	C	29	20
2007	Vince Scott	C	31	32
2008	Jeff Ryan	G/F	22	11
2009	Kevin Coble	F	31	19
2010	John Shurna	F	34	32



SHAWN WATTS



BRIAN PITTS



WELSH-RYAN ARENA RECORDS

TEAM

Points in a Game

108, NU vs. Tulane, 12/5/89

Points in a Half

62, Indiana vs. NU (2nd), 2/7/91

Most Points in Overtime

20, NU vs. Minnesota, 2/14/10

Most Points in a Game— Both Teams

190, NU vs. Michigan, 3/12/94

Fewest Points in a Game— Both Teams

76, NU vs. Notre Dame, 12/7/83

Fewest Points in a Game

30, NU vs. Illinois, 2/19/00

30, Oakland vs. NU, 11/21/98

Fewest Points in a Half

6, NU (1st) vs. Illinois, 2/19/00

Winning Margin

56, NU vs. Chicago, 11/26/88

Field Goals Made

43, NU vs. Tulane, 12/5/89

Field Goals Attempted

83, NU vs. Illinois Wesleyan, 11/28/88

Field Goal Percentage

.681, Loyola vs. NU, 12/15/90

.676, NU vs. Army, 12/12/95

Three-Point Field Goals

20, NU vs. N.Carolina A&T, 12/13/09

Three-Point Field Goal Attempts

47, NU vs. N.Carolina A&T, 12/13/09

Three-Point Field Goal

Percentage

(Min. 10 attempts)

.750, Iowa vs. NU, 3/5/87

.700, NU vs. Tulane, 12/5/89

Free Throws

41, Duke vs. NU, 12/2/89

39, NU vs. Northeastern, 12/14/92

Free Throw Attempts

53, Duke vs. NU, 12/2/89

48, NU vs. N. Illinois, 11/13/10

48, NU vs. Wisconsin, 3/6/93

Free Throw Percentage

(Min. 15 attempts)

.944, NU vs. Chicago (17-18), 11/27/93

Rebounds

61, NU vs. Illinois Wesleyan, 11/28/88

Personal Fouls

34, NU vs. Duke, 12/2/89

Assists

28, Michigan vs. NU, 1/21/87

27, NU vs. Holy Cross, 12/20/93

27, NU vs. Tulane, 12/5/89

27, NU vs. Northwestern State, 12/31/06

Steals

22, NU vs. Chicago, 12/1/92

Blocked Shots

14, Purdue vs. NU, 1/15/09

11, NU vs. Loras, 11/26/84

Fewest Turnovers

3, NU vs. Michigan State, 2/6/02

3, Illinois vs. NU, 1/10/98

Overtime Periods

3, NU vs. Michigan, 1/26/80

NOTE: Northwestern high in italics if not the Welsh-Ryan Arena record.

INDIVIDUAL

Points

Kevin Coble vs. Indiana, 2/23/08..... 37

Evan Eschmeyer vs. Penn State, 2/8/98..... 37

Field Goals

Juwan Howard (Michigan) vs. NU, 3/12/94..... 14

Glenn Robinson (Purdue) vs. NU, 1/5/94..... 14

Geno Carlisle vs. Penn State, 1/13/96..... 13

Walker Lambiotte vs. UW-Green Bay, 11/28/90..... 13

Field Goals Attempted

Glenn Robinson (Purdue) vs. NU, 1/5/94..... 30

Geno Carlisle vs. Wisconsin, 1/20/96..... 27

Field Goal Percentage

(Min. 10 attempts)

Evan Eschmeyer vs. DePaul (12-13), 12/6/97..... .923

Three-Point Field Goals

Roderick Wilmont (Indiana) vs. NU, 2/28/07..... 9

Drew Crawford vs. North Carolina A&T, 12/13/09..... 8

Three-Point Field Goal Attempts

Shaheen Holloway (Seton Hall) vs. NU, 12/13/97..... 14

Jermaine Watts (DePaul) vs. NU, 12/6/97..... 14

Geno Carlisle vs. Wisconsin, 1/20/96..... 14

Geno Carlisle vs. Brown, 1/2/96..... 14

Three-Point Field Goal Percentage

(Minimum 5 attempts)

Jim Cantamessa (Siena) vs. NU (5-5), 11/22/97..... 1.000

T.J. Parker vs. Fordham (5-6), 12/22/02..... .833

Geno Carlisle vs. Penn State (5-6), 1/13/96..... .833

Free Throws Made

Evan Eschmeyer vs. Minnesota, 2/28/99..... 17

Evan Eschmeyer vs. Penn State, 2/8/98..... 17

Free Throws Attempted

Evan Eschmeyer vs. Penn State, 2/8/98..... 22

Evan Eschmeyer vs. Minnesota, 1/7/98..... 22

Free Throw Percentage

(Minimum 10 attempts)

Ben Johnson vs. Pepperdine (11-11), 1/8/00..... 1.000

Rebounds

Evan Eschmeyer vs. Penn State, 3/4/99..... 21

Assists

Patrick Baldwin vs. Youngstown State, 12/15/93..... 14

Steals

Patrick Baldwin vs. Oakland, 11/27/90..... 9

Blocked Shots

Lorenzo Coleman (Tennessee Tech) vs. NU, 11/30/96..... 8

JaJuan Johnson (Purdue) vs. NU, 1/15/09..... 7

Aaron Jennings vs. New Hampshire, 11/25/02..... 7

Evan Eschmeyer vs. Purdue, 1/27/99..... 7

CARMODY-ERA RECORDS




CATEGORY		Northwestern	Opponents
Total Points	High	95 vs. Benedictine (11/20/07)	94 by Illinois (3/14/03) and by Virginia (11/27/07)
	Low	37, (three times) most recent at Illinois (1/27/08)	33 by Maryland-Eastern Shore (11/22/00)
1st-Half Points	High	53 vs. Northwestern State (12/31/06)	54 by Virginia (11/27/07)
	Low	13 vs. Illinois (2/23/02)	10 by Delaware State (12/27/04)
2nd-Half Points	High	54 vs. Arkansas State (12/3/07)	55 by Arizona State (12/20/04)
	Low	15 at Illinois (2/18/07)	14 (three times) most recent vs. Utah (12/21/06)
FGM	High	36 vs. Benedictine (11/20/07)	35 by UIC (12/20/03)
	Low	11 at Wisconsin (2/18/01)	11 vs. Central Arkansas (11/16/08)
FGA	High	84 at Illinois (12/30/09)	72 by Penn State (3/1/03)
	Low	35 vs. Wisconsin (1/31/09)	35 by Wisconsin (1/19/08)
		35 vs. Charlotte (11/14/05)	35 by Arkansas-Little Rock (11/18/00)
		35 at Penn State (2/16/02)	
FG Pct.	High	.690 (29-42) vs. Utah (12/21/06)	.652 (30-46) by Michigan (1/18/06)
	Low	.208 (11-53) at Wisconsin (2/18/01)	.241 (14-58) by DePaul (12/6/08)
3-FGM	High	20 vs. North Carolina A&T (12/13/09)	17 by East Carolina (11/15/01)
	Low	0 vs. Illinois (2/23/02)	0 by Ohio State (1/12/02)
3-FGA	High	47 at Illinois (12/30/09)	36 by East Carolina (11/15/01)
	Low	47 vs. North Carolina A&T (12/13/09)	7 by Fordham (12/22/01)
		10 at Arizona State (12/20/04)	
3-FG Pct.	High	.733 (11-15) vs. Utah (12/21/06)	.650 (13-20) by Arizona State (12/20/04)
	Low	.000 (0-17) vs. Illinois (2/23/02)	.000 (0-12) by Ohio State (1/12/02)
FTM	High	34 vs. Northern Illinois (11/13/09)	30 by Indiana (2/23/08)
	Low	0, (two times) most recent at Purdue (2/11/04)	0 by Indiana (1/2/02)
FTA	High	48 vs. Northern Illinois (11/13/09)	37 by Wisconsin (1/19/08) and Indiana (2/23/08)
	Low	2, (five times) most recent at Wisconsin (2/3/07)	2 by Indiana (1/2/02)
FT Pct.	High	1.000 (8-8) at N.C. State (12/4/02)	1.000 (9-9) by Bucknell (12/3/03)
		.957 (22-23) vs. Illinois (3/14/03)	1.000 (8-8) by Buffalo (12/30/02)
		.000 (0-6) at Purdue (2/11/04)	1.000 (5-5) by Elon (12/18/02)
	Low	.000 (0-7) at Wisconsin (2/9/02)	.000 (0-2) by Indiana (1/2/02)
		.000 (0-3) at Penn State (2/25/06)	
Rebounds	High	48 vs. Maryland-Eastern Shore (11/22/02)	50 by Fordham (12/22/01)
	Low	12 at Western Michigan (12/8/07)	20 by Buffalo (12/30/02) and by Michigan (1/18/06)
Assists	High	32 vs. Benedictine (11/20/07)	26 by UIC (12/20/03) and by Michigan State (1/24/01)
	Low	5 at Wisconsin (2/18/01)	6 (four times) most recent by Butler (11/26/08)
Turnovers	High	25 at Arizona State (12/29/01)	32 by Savannah State (12/1/07)
	Low	3 (three times) most recent at Illinois (12/30/09)	5 by Wisconsin (1/13/10) 5 by Chicago State (11/23/03)
Blocked Shots	High	10 vs. UMKC (12/15/08)	14 by Purdue (1/15/09)
	Low	0 (numerous times)	0 (numerous times)
Steals	High	22 vs. Penn State (3/11/04)	14 by N.C. State (12/4/02)
	Low	1 at Ohio State (2/2/02)	0 by Kansas State (11/30/02)
		1 vs. Wisconsin (1/30/02)	

ALL-AMERICANS




JOE REIFF
CENTER • 1931 & 1933

Joe Reiff's All-America campaigns coincided with the Wildcats' two Big Ten championships. He led the Big Ten in scoring in both 1931 and 1933, sandwiching his titles around the 1932 champ, a Purdue player named John Wooden.




OTTO GRAHAM
FORWARD • 1944

Otto Graham was renowned for his football career, both at Northwestern and in the professional ranks. Lesser known, however, was his basketball prowess. Graham remains one of two NU athletes ever to earn All-America honors in two different sports.




MAX MORRIS
FORWARD • 1946

Max Morris was the first-ever recipient of the *Chicago Tribune's* Big Ten Player of the Year honor, in 1946. He led the conference in scoring twice (15.8 ppg in 1945, 16.5 ppg in 1946), and joins Otto Graham as NU's only multi-sport All-Americans.




RAY RAGELIS
FORWARD • 1951

Ray Ragelis twice led Northwestern in scoring, including averaging 19.1 points per game as a senior. The first player in school history to tally 1,000 career points, Ragelis was selected by the Rochester Royals in the second round of the 1951 NBA Draft.




FRANK EHMANN
FORWARD • 1955

Frank Ehmann's scoring average of 23.9 points per game as a senior in 1957-58 is the second-best single-season mark in school history. He was a two-time team MVP and was inducted into Northwestern's Hall of Fame in 1987.




JOE RUKLICK
CENTER • 1958

Joe Ruklick led the 'Cats in both scoring and rebounding all three of his seasons on the varsity. His career scoring average of 19.9 points per game is tops in school history, while his average of 13.9 rebounds per game in 1958 is an NU season mark.



JIM BURNS
GUARD • 1967

Jim Burns enjoyed an outstanding senior season, leading the team with an average of 21.5 points per game. At the time his career ended, Burns was Northwestern's career scoring leader with 1,368 points in three seasons. He currently ranks ninth.



EVAN ESCHMEYER
CENTER • 1999

Evan Eschmeyer made the most of his senior campaign, leading the Wildcats in scoring, rebounding and field goal percentage as they advanced to the National Invitation Tournament (NIT). He ranks second in school history with 1,805 career points.

ACADEMIC ALL-AMERICANS



JIM BURNS
FIRST TEAM, 1967

Jim Burns enjoyed a distinguished career at NU, becoming the first Wildcat player to earn Academic All-America and first-team All-Big Ten honors. He led NU in scoring all three years he was on varsity and is seventh all-time in scoring.




RICK SUND
THIRD TEAM, 1973

Rick Sund was named the team's MVP as a sophomore in 1971 and served as a team captain in 1973. He was twice named an Academic All-Big Ten selection. Sund also played split end on the Northwestern football team.



MIKE CAMPBELL
FIRST TEAM, 1980

Mike Campbell was a presence in the paint for the 'Cats during his career. He led the team in rebounding twice, in 1978 and 1980, and also topped the squad in blocked shots his junior and senior seasons. He is seventh on NU's all-time list with 60 blocked shots.




SHON MORRIS
FIRST TEAM, 1987 & 1988
SECOND TEAM, 1986

One of the most decorated players ever at Northwestern, Shon Morris remains a fixture on many of the school's all-time lists. He is the only three-time Academic All-American, and as a senior he was also *Playboy* Magazine's Anson Mount Scholar-Athlete of the Year.




BRIAN SCHWABE
THIRD TEAM, 1989

Brian Schwabe earned a total of three Academic All-Big Ten selections during his career. He ranks fourth all-time at NU in career field goal percentage and scored over 1,000 points. He twice led the team in rebounding and field goal percentage.



WALKER LAMBIOTTE
THIRD TEAM, 1990

Walker Lambiotte was twice named the Wildcats' team MVP, in 1989 and again in 1990. In 1989, he led the team in scoring, field goal percentage and steals.



KEVIN RANKIN
SECOND TEAM, 1994
THIRD TEAM, 1993

A three-time team MVP and Academic All-Big Ten selection, Kevin Rankin was also a third-team All-Big Ten pick in 1992 and again in 1994. He ranks fifth on Northwestern's all-time scoring list and is second in rebounding.

NOTE: The College Sports Information Directors of America (CoSIDA) have recognized Academic All-America Teams in men's basketball since 1963.



BIG TEN HONORS

ALL-BIG TEN SELECTIONS

First awarded by the coaches in 1948.

First awarded by the media in 1987.

First Team

1951	Ray Ragelis, C
1955	Frank Ehmann, F
1959	Joe Ruklick, C
1964	Rick Lopossa, F
1967	Jim Burns, G
1977	Billy McKinney, G
1996	Geno Carlisle, G
1997	Evan Eschmeyer, C
1998	Evan Eschmeyer, C
1999	Evan Eschmeyer, C
2004	Jitim Young, G

Second Team

1950	Ray Ragelis, C
1954	Frank Ehmann, F
1957	Joe Ruklick, C
1958	Joe Ruklick, C
1960	Willie Jones, F
1961	Ralph Wells, G
1963	Rich Falk, G
1964	Rich Falk, G
1966	Jim Pitts, C
1966	Jim Burns, G
1968	Dale Kelley, G
1969	Dale Kelley, G
1973	Mark Sibley, G
1975	Billy McKinney, G (c)
1976	Billy McKinney, G (cm)
1977	Billy McKinney, G (m)
1981	Rod Roberson, G (m)
1982	Jim Stack, F (cm)
1983	Jim Stack, F (c)
1988	Shon Morris, F/C (cm)
2006	Vedran Vukusic, F (c)
2009	Kevin Coble, F (cm)
2010	John Shurna, F (cm)

Third Team

1962	Rick LaPossa, F
1963	Rick LaPossa, F
1980	Mike Campbell, F (c)
1981	Rod Roberson, G (c)
1984	Art Aaron, G/F (c)
1992	Kevin Rankin, C (m)
1994	Kevin Rankin, C (cm)
2002	Tavaras Hardy, F (c)
2003	Jitim Young, G (c)
2005	Vedran Vukusic, F (cm)
2006	Vedran Vukusic, F (m)
2009	Craig Moore, G (cm)

ACADEMIC ALL-BIG TEN

1964	Rich Falk, G	1997	Kyle Henneberry, G
1965	Jim Pitts, C		John Vana, G
1966	Jim Burns, G	1999	Danny Allouche, G
	Jim Pitts, C	2000	Jeff Eschmeyer, G
1967	Jim Burns, G	2005	Joe Kennedy, G
1968	Dan Davis, F		Evan Seacat, G
1972	Rick Sund, G/F	2006	Justin Hoeveler, G
1973	Rick Sund, G/F		Joe Kennedy, G
1974	Bryan Ashbaugh, C		Evan Seacat, G
1978	Mike Campbell, F		Vedran Vukusic, F
1980	Mike Campbell, F		Sterling Williams, G/F
1985	Elliot Fullen, G	2007	Patrick Houlihan, F
	John Peterson, F		Joe Kennedy, G
1986	Joe Flanagan, F		Ivan Tolic, F
	Elliot Fullen, G		Sterling Williams, G/F
	Shon Morris, F/C	2008	Marlon Day, F
1987	Elliot Fullen, G		Patrick Houlihan, F
	Shon Morris, F/C		Tonjua Jones, G
1988	Shon Morris, F/C		Jeff Ryan, G/F
	Brian Schwabe, F		Matt Steger, G/F
1989	Brian Schwabe, F		Sterling Williams, G/F
1990	Walker Lambiotte, F	2009	Mike Capocci, F
	Don Polite, F		Marlon Day, F
	Brian Schwabe, C		Patrick Houlihan, F
1991	Jake Haunty, C		Jeff Ryan, G/F
	Tom Heise, F		Matt Steger, G/F
1992	Aaric Queen, G		Sterling Williams, G/F
	Kevin Rankin, C	2010	Mike Capocci, F
1993	Kevin Rankin, C		Nick Freundt, G
1994	Kevin Rankin, C		Jeff Ryan, G/F
1995	Dan Kreft, C		Matt Steger, G/F

BIG TEN

COACH OF THE YEAR

First awarded by the media in 1973.

2004	Bill Carmody
------	--------------

BIG TEN

MEDAL OF HONOR

In 1914 the Big Ten Conference endowed a "Medal of Honor" to be awarded annually at each institution, to a student in the graduating class who has demonstrated proficiency in scholarship and athletics. The following Northwestern men's basketball players have been NU's recipient.

1916	Harvey Ellis
1919	Allen Marquardt
1923	James Peterson
1934	Donald Brewer
1943	Russell Wendland
1948	Charles Tourek
1951	Don Blasius
1954	Larry Kurka
1964	Marty Riessen
1980	Mike Campbell
1982	Bob Grady
1988	Shon Morris
1994	Kevin Rankin
1999	Evan Eschmeyer

BIG TEN

FRESHMAN OF THE YEAR

First awarded by the coaches in 1986.

2010	Drew Crawford (m)
------	-------------------

BIG TEN

ALL-FRESHMAN TEAM

First awarded by the coaches in 2003.

2006	Craig Moore
2007	Kevin Coble
2010	Drew Crawford

BIG TEN DEFENSIVE PLAYER OF THE YEAR

Selected by Big Ten radio broadcasters beginning in 1984; by coaches only since 1992

1994	Patrick Baldwin
------	-----------------

BIG TEN

ALL-DEFENSIVE TEAM


First awarded by the coaches in 2006.

2006	Mohamed Hachad
2010	Jeremy Nash


TEAM AWARDS



MOST VALUABLE PLAYERS



WILLIE JONES was Northwestern's MVP in back-to-back seasons in 1959 and 1960.



MIKE WEAVER earned consecutive team MVP honors, first in 1967 and then again in 1968.


- 1946 Max Morris, F*
- 1947 Bernard Schadler, G
- 1948 Charles Tourek, G
- 1949 William Sticklen, F
- 1950 Ray Ragelis, C
- 1951 Ray Ragelis, C
- 1952 Frank Petrancek, C
- 1953 John Biever, G
- 1954 Frank Ehmann, F
- 1955 Frank Ehmann, F
- 1956 Dick Mast, G
- 1957 Joe Ruklick, C
- 1958 Joe Ruklick, C
- 1959 Willie Jones, F
- 1960 Willie Jones, F
- 1961 Brad Snyder, F
- Ralph Wells, G
- 1962 Ralph Wells, G
- 1963 Rich Falk, G
- 1964 Rich Falk, G
- Rick Lopossa, F
- 1965 Jim Pitts, C
- 1966 Jim Pitts, C
- 1967 Jim Burns, G
- Mike Weaver, F
- 1968 Mike Weaver, F
- 1969 Don Adams, F
- 1970 Don Adams, F
- Dale Kelley, G
- 1971 Rick Sund, F
- 1972 Paul Douglass, G
- 1973 Mark Sibley, G
- 1974 Bryan Ashbaugh, C
- 1975 Billy McKinney, G
- 1976 Billy McKinney, G
- 1977 Billy McKinney, G
- 1978 Tony Allen, F
- 1979 Bob Klaas, C

- 1980 Mike Campbell, F
- 1981 Rod Roberson, G
- 1982 Jim Stack, F
- 1983 Jim Stack, F
- 1984 Art Aaron, F
- 1985 Andre Goode, F
- 1986 Shon Morris, F/C
- 1987 Shon Morris, F/C
- 1988 Shon Morris, F/C
- 1989 Walker Lambiotte, F
- 1990 Walker Lambiotte, F
- 1991 Pat Baldwin, G
- 1992 Todd Leslie, G
- Cedric Neloms, F
- Kevin Rankin, C
- 1993 Kevin Rankin, C
- 1994 Kevin Rankin, C
- 1996 Geno Carlisle, G
- 1997 Evan Eschmeyer, C
- 1998 Evan Eschmeyer, C
- 1999 Evan Eschmeyer, C
- 2000 Tavaras Hardy, F
- Ben Johnson, G
- 2001 Tavaras Hardy, F
- 2002 Tavaras Hardy, F
- 2003 Jitim Young, G
- 2004 Jitim Young, G
- 2005 Vedran Vukusic, F
- 2006 Vedran Vukusic, F
- 2007 Tim Doyle, G/F
- 2008 Craig Moore, G
- 2009 Craig Moore, G
- 2010 John Shurna, F
- Michael Thompson, G

* Max Morris was also named the Big Ten's Chicago Tribune Most Valuable Player in 1946.

BILLY MCKINNEY AWARD WINNERS


Named after the former Wildcat basketball great, this award is bestowed to a graduating NU male senior athlete in any sport and is based on leadership and constant effort. Below are the basketball players who have won the award.




- 1980 Brian Gibson
- 1983 Michael Jenkins
- 1984 Art Aaron
- 1987 Shawn Watts
- 1988 Shon Morris
- 1989 Jeff Grose
- 1994 Kip Kirkpatrick
- 2002 Tavaras Hardy



BRIAN GIBSON (above) was the first men's basketball recipient of the Billy McKinney Award (in 1980), while **KIP KIRKPATRICK** (below) earned the honor in 1994.



1,000-POINT SCORERS




BILLY MCKINNEY — 1,900 Points

Zion, Ill./Zion-Benton
Guard • 6-0 • 165

Season	G	FG-FGA	PCT	FT-FTA	PCT	PTS	AVG
1973-74	24	165-348	.474	48-60	.800	378	15.8
1974-75	26	199-422	.472	75-102	.735	473	18.2
1975-76	27	199-426	.467	135-163	.828	533	19.7
1976-77	25	205-449	.457	106-136	.779	516	20.6
Totals	102	768-1645	.467	364-461	.790	1,900	18.6

1





EVAN ESCHMEYER — 1,805 Points

New Knoxville, Ohio/New Knoxville
Center • 6-11 • 255

Season	G	FG-FGA	PCT	FT-FTA	PCT	PTS	AVG
1995-96	27	94-168	.560	54-106	.509	242	9.0
1996-97	29	147-240	.613	116-178	.652	410	14.1
1997-98	27	200-328	.610	185-302	.613	585	21.7
1998-99	29	180-308	.584	208-273	.762	568	19.6
Totals	112	621-1,044	.595	563-859	.655	1,805	16.1

2




JIM STACK — 1,583 Points

Oak Forest, Ill./St. Laurence
Forward • 6-8 • 215

Season	G	FG-FGA	PCT	3P-3PA	PCT	FT-FTA	PCT	PTS	AVG
1978-79	2	10-17	.588	—	—	10-10	1.000	30	15.0
1979-80	27	144-332	.434	—	—	60-78	.769	348	12.9
1980-81	26	138-314	.439	—	—	81-90	.900	357	13.7
1981-82	27	158-331	.477	—	—	85-102	.833	401	14.9
1982-83	30	173-373	.464	6-23	.261	95-116	.819	447	14.9
Totals	112	623-1367	.456	6-23	.261	331-396	.836	1,583	14.1

3





VEDRAN VUKUSIC — 1,581 Points

Split, Croatia/Medical
Forward • 6-8 • 245

Season	G	FG-FGA	PCT	3P-3PA	PCT	FT-FTA	PCT	PTS	AVG
2001-02	25	46-90	.511	23-49	.469	13-24	.542	128	5.1
2002-03	DNP—injured								
2003-04	28	138-306	.451	59-154	.383	65-85	.765	400	14.3
2004-05	31	189-395	.478	67-186	.360	75-98	.765	520	16.8
2005-06	29	191-388	.492	63-175	.360	88-112	.786	533	19.0
Totals	112	564-1179	.478	212-564	.375	241-319	.755	1,581	14.1

4



KEVIN RANKIN — 1,575 Points

De Pere, Wis./Abbot Pennings
Center • 6-11 • 267

Season	G	FG-FGA	PCT	3P-3PA	PCT	FT-FTA	PCT	PTS	AVG
1990-91	28	110-218	.505	1-1	1.000	99-131	.756	320	11.4
1991-92	28	133-286	.465	0-0	.000	133-160	.831	399	14.3
1992-93	27	147-281	.523	0-2	.000	119-163	.730	413	15.3
1993-94	29	163-326	.500	10-29	.345	107-141	.759	443	15.3
Totals	112	553-1111	.498	11-32	.344	458-595	.770	1,575	14.1

5



1,000-POINT SCORERS



CEDRIC NELOMS — 1,533 Points
Leighton, Ala./Colbert County
Forward • 6-5 • 195

6



Season	G	FG-FGA	PCT	3P-3PA	PCT	FT-FTA	PCT	PTS	AVG
1991-92	28	132-285	.463	3-4	.750	135-177	.763	402	14.4
1992-93	26	155-345	.449	8-28	.286	120-164	.732	438	16.8
1993-94	29	112-215	.521	0-7	.000	114-163	.699	338	11.7
1994-95	26	113-265	.426	4-26	.154	125-172	.727	355	13.7
Totals	109	512-1110	.461	15-65	.231	494-676	.731	1,533	14.1



JITIM YOUNG — 1,521 Points
Chicago, Ill./Gordan Tech
Guard • 6-2 • 190

7



Season	G	FG-FGA	PCT	3P-3PA	PCT	FT-FTA	PCT	PTS	AVG
2000-01	30	95-235	.404	20-86	.233	53-78	.679	263	8.8
2001-02	29	131-299	.438	33-94	.351	55-103	.534	350	12.1
2002-03	29	140-288	.486	23-73	.315	86-135	.637	389	13.4
2003-04	29	182-341	.534	32-101	.317	123-190	.647	519	17.9
Totals	117	548-1163	.471	108-354	.305	317-506	.627	1,521	13.0



SHON MORRIS — 1,407 Points
Altoona, Iowa/Southeast Polk
Forward/Center • 6-9 • 226

8



Season	G	FG-FGA	PCT	3P-3PA	PCT	FT-FTA	PCT	PTS	AVG
1984-85	28	64-147	.435	—	—	45-58	.776	173	6.2
1985-86	27	153-297	.515	—	—	126-157	.803	432	16.0
1986-87	28	140-289	.484	3-6	.500	96-120	.800	379	13.5
1987-88	28	155-320	.484	9-27	.333	104-132	.788	423	15.1
Totals	111	512-1,053	.486	12-33	.364	371-467	.794	1,407	12.7



JIM BURNS — 1,368 Points
McLeansboro, Ill./McLeansboro
Guard • 6-4 • 190

9

Season	G	FG-FGA	PCT	FT-FTA	PCT	PTS	AVG
1964-65	24	167-403	.414	77-112	.687	411	17.1
1965-66	24	178-485	.366	129-186	.694	485	20.2
1966-67	22	177-396	.447	118-157	.752	472	21.5
Totals	70	522-1284	.407	324-455	.712	1,368	19.5



ROD ROBERSON — 1,347 Points
Elkhart, Ind./Central
Guard • 6-3 • 175

10

Season	G	FG-FGA	PCT	FT-FTA	PCT	PTS	AVG
1977-78	27	98-242	.404	62-96	.645	258	9.6
1978-79	27	109-266	.409	64-89	.719	282	10.4
1979-80	27	141-265	.532	61-80	.763	343	12.7
1980-81	27	173-399	.434	118-149	.792	464	17.2
Totals	108	521-1,172	.445	305-414	.737	1,347	12.5




1,000-POINT SCORERS



JOE RUKLICK — 1,315 Points
Princeton, Ill./Princeton
Center • 6-9 • 205

11


Season	G	FG-FGA	PCT	FT-FTA	PCT	PTS	AVG
1956-57	22	141-353	.400	114-151	.755	396	18.0
1957-58	22	161-347	.464	92-137	.672	414	18.2
1958-59	22	183-404	.453	139-196	.709	505	23.0
Totals	66	485-1,104	.439	345-484	.713	1,315	19.9



DALE KELLEY — 1,310 Points
Galesburg, Ill./Galesburg
Guard • 5-11 • 180

12


Season	G	FG-FGA	PCT	FT-FTA	PCT	PTS	AVG
1967-68	19	112-299	.375	88-126	.698	312	16.4
1968-69	23	163-357	.457	90-125	.720	416	18.1
1969-70	24	209-473	.442	164-212	.774	582	24.3
Totals	66	484-1,129	.429	342-463	.739	1,310	19.8



CRAIG MOORE — 1,294 Points
Doylestown, Pa./Lawrenceville (N.J.) Prep
Guard • 6-3 • 185

13


Season	G	FG-FGA	PCT	3P-3PA	PCT	FT-FTA	PCT	PTS	AVG
2005-06	29	66-171	.386	54-152	.355	11-13	.846	197	6.8
2006-07	31	83-226	.367	59-180	.328	26-35	.743	251	8.1
2007-08	30	138-312	.442	97-242	.401	29-35	.829	402	13.4
2008-09	31	142-336	.423	110-271	.406	50-63	.794	444	14.3
Totals	121	429-1045	.411	320-845	.379	116-146	.795	1,294	10.7



KEVIN COBLE — 1,203 Points
Scottsdale, Ariz./Scottsdale Christian Academy
Forward • 6-8 • 210

14


Season	G	FG-FGA	PCT	3P-3PA	PCT	FT-FTA	PCT	PTS	AVG
2006-07	29	156-316	.494	45-116	.388	31-39	.795	388	13.4
2007-08	21	130-270	.481	35-90	.389	39-48	.813	334	15.9
2008-09	31	179-379	.472	47-119	.395	76-99	.768	481	15.5
2009-10	DNP—injured								
Totals	81	465-965	.482	127-325	.391	146-186	.785	1,203	14.9



ART AARON — 1,200 Points
Chicago, Ill./St. Ignatius
Guard/Forward • 6-8 • 200

15

Season	G	FG-FGA	PCT	3P-3PA	PCT	FT-FTA	PCT	PTS	AVG
1980-81	24	42-110	.382	—	—	37-55	.673	121	5.0
1981-82	27	80-157	.510	—	—	28-43	.651	188	7.0
1982-83	30	175-382	.458	12-41	.293	72-109	.661	434	14.5
1983-84	27	187-420	.445	—	—	83-120	.692	457	16.9
Totals	108	484-1,069	.453	12-41	.293	220-327	.673	1,200	11.1



1,000-POINT SCORERS




PATRICK BALDWIN — 1,189 Points

Leavenworth, Kan./Leavenworth
Guard • 6-1 • 203

16

Season	G	FG-FGA	PCT	3P-3PA	PCT	FT-FTA	PCT	PTS	AVG
1990-91	28	140-280	.500	6-23	.261	83-109	.761	369	13.2
1991-92	14	62-120	.517	1-4	.250	30-36	.833	155	11.1
1992-93	25	116-274	.423	18-70	.257	66-75	.880	316	12.6
1993-94	29	138-289	.578	33-81	.407	40-57	.702	349	12.0
Totals	96	456-963	.474	58-178	.326	219-277	.791	1,189	12.4




TODD LESLIE — 1,185 Points

Palatine, Ill./Fremd
Guard • 6-5 • 195

17

Season	G	FG-FGA	PCT	3P-3PA	PCT	FT-FTA	PCT	PTS	AVG
1989-90	28	35-88	.398	11-26	.423	42-49	.857	123	4.4
1990-91	28	132-287	.460	65-127	.512	63-79	.797	392	14.0
1991-92	28	101-225	.449	50-117	.427	53-64	.828	305	10.9
1993-94	29	113-278	.406	77-185	.416	62-77	.805	365	12.6
Totals	113	381-878	.434	203-455	.446	220-269	.818	1,185	10.5





ANDRE GOODE — 1,155 Points

Rockford, Ill./East
Forward • 6-10 • 225

18

Season	G	FG-FGA	PCT	FT-FTA	PCT	PTS	AVG
1981-82	27	82-200	.410	44-64	.688	208	7.7
1982-83	30	120-254	.472	54-84	.643	294	9.8
1983-84	28	140-301	.465	21-37	.568	301	10.8
1984-85	28	157-392	.401	38-60	.633	352	12.6
Totals	113	499-1,147	.435	157-245	.641	1,155	10.2





BRIAN SCHWABE — 1,150 Points

Mercer Island, Wash./Mercer Island
Center • 6-9 • 229

19

Season	G	FG-FGA	PCT	FT-FTA	PCT	PTS	AVG
1985-86	27	90-194	.464	35-52	.673	215	8.0
1987-88	28	132-244	.541	56-87	.644	320	11.4
1988-89	28	143-268	.534	76-103	.738	362	11.9
1989-90	27	103-224	.460	47-77	.610	253	9.4
Totals	110	468-930	.503	214-319	.671	1,150	10.5




FRANK EHMANN — 1,145 Points

Chicago, Ill./St. George
Forward • 6-3 • 180

20

Season	G	FG-FGA	PCT	FT-FTA	PCT	PTS	AVG
1951-52	22	53-190	.279	28-52	.538	134	6.1
1952-53	20	46-168	.274	35-65	.538	127	6.4
1953-54	21	140-363	.386	103-167	.617	383	18.2
1954-55	21	175-444	.394	151-234	.645	501	23.9
Totals	84	414-1,165	.355	317-518	.612	1,145	13.6





1,000-POINT SCORERS



MICHAEL THOMPSON — 1,136 Points
Chicago, Ill./Lincoln Park
Guard • 5-10 • 190

21

Season	G	FG-FGA	PCT	3P-3PA	PCT	FT-FTA	PCT	PTS	AVG
2007-08	30	124-286	.434	45-104	.433	55-86	.640	348	11.6
2008-09	31	104-239	.435	48-115	.417	50-71	.704	306	9.9
2009-10	34	151-357	.423	88-214	.411	92-111	.829	482	14.2
Totals	95	379-882	.430	181-433	.418	197-268	.735	1,136	12.0



HAL GRANT — 1,123 Points
Argo, Ill./Argo
Forward • 6-6 • 200

22



Season	G	FG-FGA	PCT	FT-FTA	PCT	PTS	AVG
1951-52	20	49-127	.386	31-51	.608	129	6.5
1952-53	22	80-203	.394	51-77	.662	211	9.6
1953-54	22	121-285	.425	106-172	.617	348	15.8
1954-55	22	161-387	.416	113-185	.610	435	19.8
Totals	86	411-1,002	.410	301-485	.621	1,123	13.1



TAVARAS HARDY — 1,122 Points
Joliet, Ill./Providence
Forward • 6-8 • 236

23


Season	G	FG-FGA	PCT	3P-3PA	PCT	FT-FTA	PCT	PTS	AVG
1998-99	29	92-208	.442	0-3	.000	16-46	.348	200	6.9
1999-00	30	87-203	.429	0-15	.000	68-106	.642	242	8.1
2000-01	30	110-238	.462	2-22	.091	100-142	.704	322	10.7
2001-02	29	128-280	.457	26-94	.277	76-155	.490	358	12.3
Totals	118	417-929	.449	28-134	.209	260-449	.579	1,122	9.5



MARK SIBLEY — 1,113 Points
Rockford, Ill./West
Guard • 6-2 • 175

24

Season	G	FG-FGA	PCT	FT-FTA	PCT	PTS	AVG
1970-71	24	114-246	.463	100-121	.826	328	13.6
1971-72	23	128-283	.452	68-85	.800	324	14.0
1972-73	24	184-468	.393	93-118	.788	461	19.2
Totals	71	426-997	.427	261-324	.806	1,113	15.7




WINSTON BLAKE — 1,072 Points
Plano, Texas/Plano Senior
Guard/Forward • 6-5 • 205

25

Season	G	FG-FGA	PCT	3P-3PA	PCT	FT-FTA	PCT	PTS	AVG
1999-00	30	39-131	.298	17-66	.258	22-29	.759	117	3.9
2000-01	30	121-316	.383	83-221	.376	33-50	.660	358	11.9
2001-02	29	126-312	.404	69-187	.369	72-90	.800	393	13.6
2002-03	28	66-198	.333	31-129	.240	41-60	.683	204	7.3
Totals	117	352-957	.368	200-603	.332	168-229	.734	1,072	9.2




1,000-POINT SCORERS



DON ADAMS — 1,066 Points
East Point, Ga./James Abrams
Forward • 6-6 • 220

26



Season	G	FG-FGA	PCT	FT-FTA	PCT	PTS	AVG
1967-68	23	118-318	.371	61-91	.670	297	12.9
1968-69	24	145-338	.429	89-122	.730	379	15.8
1969-70	24	150-324	.463	90-121	.743	390	16.3
Totals	71	413-980	.421	240-334	.719	1,066	15.0



JEFF GROSE — 1,052 Points
Warsaw, Ind./Warsaw
Guard • 6-2 • 183

27



Season	G	FG-FGA	PCT	3P-3PA	PCT	FT-FTA	PCT	PTS	AVG
1985-86	27	70-186	.376	—	—	38-43	.884	178	6.6
1986-87	27	71-175	.406	25-55	.455	32-38	.842	199	7.4
1987-88	28	133-323	.412	50-136	.368	74-87	.851	390	13.9
1988-89	28	99-227	.436	50-120	.417	37-42	.881	285	10.2
Totals	110	373-911	.409	125-311	.402	181-210	.862	1,052	9.6



RAY RAGELIS — 1,023 Points
East Chicago, Ill./East Chicago Washington
Forward • 6-4 • 200

28


Season	G	FG-FGA	PCT	FT-FTA	PCT	PTS	AVG
1948-49	21	n/a	n/a	n/a	n/a	264	12.6
1949-50	22	133-327	.407	72-125	.576	338	15.4
1950-51	22	146-354	.412	129-202	.638	421	19.1
Totals	65	n/a	n/a	n/a	n/a	1,023	15.7




RICH FALK — 1,001 Points
Galva, Ill./Galva
Guard • 6-0 • 163

29


Season	G	FG-FGA	PCT	FT-FTA	PCT	PTS	AVG
1961-62	23	59-136	.434	22-39	.567	140	6.1
1962-63	24	146-309	.473	80-104	.769	372	15.5
1963-64	21	204-452	.451	81-106	.764	489	23.3
Totals	68	409-897	.456	183-249	.735	1,001	14.7




ALL-TIME LETTERWINNERS



BRYAN ASHBAUGH



JOE BRANCH



PAUL DOUGLASS

The listing of all-time men's basketball lettermen is as complete and accurate as historical records allow and includes only those players which earned a varsity letter; student-managers and trainers are not listed. The information on each student-athlete was compiled from media guides, programs, yearbooks and academic records. Corrections and additions are welcomed if they can be verified. Inquiries should be directed to Northwestern's athletic communications office.

*Current players who have previously lettered are listed in **bold italics**.*

A

Aaron, Art, 1981, 82, 83, 84
 Abbott, James, 1928
 Adams, Don, 1968, 69, 70
 Adrianson, Rocky, 1982
 Aldrich, Anderson, 1912, 13, 14
 Allen, Tony, 1975, 76, 77, 78
 Allouche, Danny, 1999
 Alsdorf, Greg, 1958
 Ammons, Carvell, 1997
 Anderson, Bobby, 1980, 81
 Ashbaugh, Bryan, 1972, 73, 74

B

Babbitt, George, 1913
 Baggott, Robert, 1950
 Baker, Edward, 1941
 Baker, Ralph, 1925
 Baldwin, Pat, 1991, 92, 93, 94
 Baran, Nikola, 2008
 Barr, James, 1947, 48, 49, 50
 Bauer, Bill, 1972
 Bauman, Max, 1933
 Becker, Dick, 1959
 Beckley, Tom, 1948, 49
 Bellows, Franklin, 1917
 Bellows, John, 1919, 20
 Bender, Hiram, 1935, 36, 37
 Bennett, Sidney, 1917
 Benson, George, 1940, 41, 42
 Berg, Chris, 1984, 87
 Berg, Steve, 1970, 71, 72
 Bergherm, Russell, 1929, 30
 Berry, Dick, 1957, 58, 59
 Bielenberg, Douglas, 1950

Biever, John, 1952, 53, 54
 Blackard, Jeff, 1980, 81
 Blaha, Don, 1952, 53
 Blake, Winston, 2000, 01, 02, 03
 Blasius, Donald, 1949, 50, 51
 Blume, Elmer, 1935, 36, 37
 Boesen, Pete, 1976, 77, 78, 79
 Bone, Dave, 1961, 62
 Bonner, Julian, 1996, 97, 98, 99
 Bood, Ed, 1957, 58
 Booz, Edwin, 1912
 Boswell, Clarence, 1910
 Bradof, Jim, 1968, 69, 70
 Brady, Bernard, 1951, 52
 Bragiel, Jim, 1953, 54, 55
 Branch, Joe, 1995, 96, 97, 98
 Branch, Morel, 1984, 85, 86
 Brandt, Chuck, 1959, 60, 62
 Bresnahan, Dennis, 1968
 Brewer, Donald, 1932, 33, 34
 Brodnan, John, 1973, 74
 Bromberg, Phil, 1955, 56, 57
 Brooks, Richard, 1940
 Brooks, Marc, 1988
 Brotz, Don, 1988, 89, 90, 91
 Brown, Don, 1963, 64, 65
 Buford, Terry, 1986, 87, 88, 89
 Burke, Jason, 2000, 01, 02, 03
 Burke, Sterling, 1967, 68, 69
 Burns, Jim, 1965, 66, 67
 Butherus, Albert, 1939, 40, 41

C

Cacciatore, Bill, 1960, 61, 62
 Campbell, Floyd, 1958, 59, 60
 Campbell, Mike, 1977, 78, 79, 80
Capocci, Mike, 2008, 09, 10
 Carle, Jerry, 1944, 47, 48
 Carlisle, Geno, 1995, 96
 Carroll, Randy, 1976, 77, 78, 79
 Carter, Neil, 1946
 Cartwright, Brad, 1974, 75, 77
 Cedarstrom, James, 1950, 51, 52
 Chamberlain, Brian, 1995, 96
 Christmann, William, 1924, 25, 26
 Clary, Marty, 1982, 83
 Clason, Henry, 1940, 41, 42
 Clawson, Donald, 1940, 41, 42
 Clawson, Frank, 1944, 45
 Coble, Kevin, 2007, 08, 09
 Collier, Joe, 1952
 Coté, Bernard, 2006
 Cowden, Albert, 1905
 Crandall, Don, 1969, 70, 71
Crawford, Drew, 2010
 Cressor, Paul, 1963
 Cucuz, Bo, 1985, 86, 87, 88
 Culbertson, John, 1907, 08

Culver, Nelson, 1933, 34
 Cummins, Jim, 1965, 66, 67
 Cunningham, Barclay, 1911, 12
 Curfman, Chris, 1975
Curletti, Davide, 2009, 10
 Currie, James, 1937, 38, 39
 Curtis, Arthur, 1927

D

Daley, John, 1920
 Dammeier, Terry, 1973, 74
 Davis, Bernard, 1939
 Davis, Dan, 1967, 68, 69
 Day, Marlon, 2008, 09
 Dean, Darreion, 1995
 Dean, Randy, 1974
 Dean, Rob, 1974
 Dellefield, Larry, 1951, 52, 53
 Dennis, Larry, 1975
 Deren, Brody, 2000
 Diehl, Cleo, 1937
 Dixon, Roy, 1983, 84, 85, 86
 Dobbins, Lyle, 1978, 79
 Doren, Walt, 1956
 Dorner, Pierre, 1905
 Douglass, Paul, 1970, 71, 72
 Doyle, Tim, 2005, 06, 07
 Drayton, Collier, 2000, 01, 02
 Driscoll, John, 1916
 Duerksen, Craig, 1995, 96
 Duhart, Fred, 1955, 56, 57
 Duvancic, Davor, 2002, 03, 04, 05

E

Egan, John, 1978, 79, 80, 81
 Ehmann, Frank, 1952, 53, 54, 55
 Eielson, Harry, 1919
 Ellingwood, Lloyd, 1917, 18
 Ellis, Harvey, 1914, 15, 16
 Endsley, Jim, 1976, 78, 79
 Eschmeyer, Evan, 1996, 97, 98, 99
 Eschmeyer, Jeff, 1998, 99, 2000
 Esser, Ted, 1942

F

Falk, Rich, 1962, 63, 64
 Farber, Saul, 1931, 32
 Feaman, Perry, 1939

ALL-TIME LETTERWINNERS



Felt, George, 1944, 47
 Fendley, Jake, 1949, 50, 51
 Fenlon, Bill, 1976, 77, 78, 79
 Fields, David, 1974, 75, 76, 77
 Fine, Richard, 1938
 Fisher, Lyle, 1934, 35
 Fisher, Waldo, 1926, 27, 28
 Flanagan, Joe, 1983, 84, 85, 86
 Ford, Vern, 1967
 Forss, Frank, 1932
 Franzen, Vernon, 1921, 22, 23
Fruendt, Nick, 2009, 10
 Fullen, Elliot, 1984, 85, 86, 87

G

Gamber, Terry, 1967, 68, 69
 Gargas, Chester, 1936
 Gerken, Arthur, 1938
 Gesler, Wendell, 1917, 18
 Gibbs, Bill, 1961, 62, 63
 Gibson, Brian, 1977, 78, 79, 80
 Giusfredi, Albert, 1950, 51
 Gleichmann, Harold, 1927, 28, 29
 Glenn, John, 1934, 35, 36
 Goldstein, Edwin, 1950
 Goode, Andre, 1982, 83, 84, 85
 Gorman, Larry, 1991
 Grady, Bob, 1979, 80, 81, 82
 Graham, Alva, 1924
 Graham, Otto, 1942, 43, 44
 Grant, Harold, 1952, 53, 54, 55
 Greaves, Joseph, 1925
 Greer, Jerry, 1958, 59, 60
 Grier, Josh, 2004
 Grose, Jeff, 1986, 87, 88, 89

H

Haas, John, 1928, 29
 Hachad, Mohamed, 2003, 04, 05, 06
 Hails, Robert, 1930
 Hale, Hilton, 1975, 76
 Halquist, Ted, 1951
 Hanlon, Sean, 1997
 Hanselman, Ben, 1932
 Hansen, Denny, 1962, 63, 64
 Hardy, Tavaras, 1999, 2000, 01, 02
 Harlow, Hayden, 1929
 Harman, Lester, 1938, 39, 40
 Harmsen, Joe, 1996, 97, 98, 99
 Harris, Napoleon, 1998
 Hart, James, 1946
 Hartless, Rod, 1958, 59
 Hasse, Clarence, 1941, 42, 43

Hathaway, Earl, 1927
 Haunty, Jake, 1991
Hearn, Reggie, 2010
 Hedstrom, Burt, 1947
 Heinemeyer, Floyd, 1919
 Heise, Tom, 1991
 Henneberry, Kyle, 1997
 Hentz, Barry, 1970, 71, 72
 Heppes, Donald, 1924
 Heren, Hubert, 1908, 09, 10
 Hildebrand, Bob, 1974, 75, 76, 77
 Hiser, David, 1974, 75, 76, 77
 Hoeveler, Justin, 2006
 Hoffman, Gildea, 1924
 Holmes, David, 1989, 90
 Holmes, Elmer, 1914
 Holmes, Willard, 1921, 22, 23
 Hook, Jay, 1956, 57
 Horvatic, Walter, 1949, 50, 51
 Houlihan, Patrick, 2006, 07, 08, 09
 Howell, Charles, 1990, 91, 92, 93
 Howland, Frank, 1944
 Hubbard, Clifford, 1910
 Hubbell, Reader, 1917, 18
 Hughes, Langston, 2000
 Hughes, Robert, 1947, 48, 49
 Hurley, Terry, 1967, 68, 69
 Husar, Erwin, 1942

I

Ivankovich, Dan, 1984

J


Jackson, Don, 1963, 64, 65
 Jackson, Randy, 1973, 74
 Jake, Robert, 1942, 43
 Jenkins, Michael, 1980, 81, 82, 83
 Jenkins, Michael, 2002, 04, 05, 06
 Jennings, Aaron, 2000, 01, 02, 03
 Jerdan, Myles, 1969, 70, 71
 Johnson, Ben, 2000, 01
 Johnson, Dick, 1957, 58, 59
 Johnson, Douglas, 1910
 Johnson, Elmer, 1931, 32, 33
 Johnson, Fred, 1945
 Johnson, Jevon, 1994, 95, 96, 97
 Johnson, Russell, 1924
 Johnsos, Luke, 1927, 28
 Jones, Paul, 1936
 Jones, Willie, 1958, 59, 60
 Joost, Eric, 1984, 85
 Jung, Brian, 1979, 80

K

Kachan, Kevin, 1972, 73, 74
 Kamrath, Matt, 1997, 98, 99
 Karstens, John, 1924, 25
 Kauber, Warren, 1959
 Kawal, Albert, 1933, 34, 35
 Keeley, Phil, 1962, 63, 64
 Kelley, Dale, 1968, 69, 70
 Kennedy, Joe, 2004, 05, 06, 07
 Kershaw, George, 1924, 25
 Kincaid, Herbert, 1915, 16
 King, LeRoy, 1946
 Kirkpatrick, Kip, 1991, 92, 93, 94
 Klaas, Bob, 1976, 77, 78, 79
 Klein, Richard, 1940
 Koble, Robert, 1939
 Koehler, Robert, 1918
 Kozlicki, Ron, 1965, 66, 67
 Kreamer, Tommy, 1993
 Kreft, Dan, 1994, 95, 96
 Kruger, Donald, 1940, 41, 42
 Kruse, James, 1950, 51
 Kurka, Larry, 1952, 53, 54

L


Lambiotte, Walker, 1989, 90
 Lamke, Earl, 1910, 11, 12
 Lamke, Raymond, 1911, 12, 13
 Lane, Edwin, 1920
 Langenstein, Chester, 1920
 LeBuhn, Rob, 1952, 53, 54
 Lepore, Steve, 1999, 2000
 Leslie, Todd, 1990, 91, 92, 94
 Levering, Gordon, 1959
 Levison, George, 1927
 Ligare, Victor, 1918, 19, 20
 Lindgren, Charles, 1946
 Ling, Tony, 1992, 93
 Lockhart, Robert, 1930, 32
 Lofgren, Philip, 1945, 46, 47
 Long, Drew, 2002
 Lopossa, Rick, 1962, 63, 64
 Lose, Glen, 1955, 56, 57
 Lounsberry, Jackson, 1991
 Ludy, Perry, 1971
 Lumpkins, Larry, 1979, 80
 Lund, Arnold, 1926
 Lutgens, Ken, 1961, 62, 63
 Lyman, George, 1921



ELLIOT FULLEN




JOE HARMSEN




RON KOZLICKI

ALL-TIME LETTERWINNERS



DICK MAST



FRANK PETRANCEK



NATE POMEDAY

M

MacDonald, Edward, 1930
 MacTaggart, Robert, 1946
 Maddock, George, 1948, 49
 Manske, Edgar, 1933, 34
 Mantis, Nick, 1957, 58, 59
Marcotullio, Alex, 2010
 Marifke, Jerry, 1976, 77, 78, 79
 Marquardt, Allen, 1917, 18, 19
 Marshall, Frank, 1924, 25, 26
 Marshall, Harry, 1946
 Martz, John, 1965, 66
 Marvil, Dallas, 1930
 Mason, Rich, 1965
 Mast, Dick, 1955, 56, 57
 Matthews, Frank, 1924, 25, 26
 McAllister, Robert, 1939
 McAnnally, Jess, 1935
 McCants, Ed, 2001
 McCames, Donald, 1941
 McCames, Robert, 1930, 31, 32
 McJohnston, Harrison, 1905
 McKenzie, Harold, 1921, 22, 23
 McKinney, Billy, 1974, 75, 76, 77
 McMichael, Mike, 1936, 37, 38
 McMillen, Arnold, 1943
 Melchoir, Charles, 1938, 39, 40
 Melchior, Jean-Marc, 2006, 07, 08
 Mercer, Guy, 1935, 36, 37
 Milam, Dave, 1966
 Milam, Dick, 1974, 75
 Miller, Clarence, 1905
 Miller, John, 1961, 62, 63
 Miller, Robert, 1905
Mirkovic, Luka, 2009, 10
 Moeller, Kenneth, 1934
 Molnar, Aron, 1997, 98, 99
 Moonshower, Marvin, 1933
 Moran, Barry, 1970, 71, 72
 Moore, Craig, 2006, 07, 08, 09
 Morris, John, 1945
 Morris, Max, 1945, 46
 Morris, Shon, 1985, 86, 87, 88
 Morse, Edson, 1933
 Mottram, Joe, 1952
 Mundy, Merrill, 1929, 30
 Murray, Colin, 1981, 82, 84, 85

N

Nagode, Jake, 1936, 37, 38
 Nash, Jeremy, 2007, 08, 09, 10
 Neloms, Cedric, 1992, 93, 94, 95
 Nelson, Jerry, 1964, 65, 66
 Neuffer, Eisten, 1947
 Newby, Clarence, 1915

Newman, David, 1999, 2000
Nichols, Austin, 2010
 Nixon, Kevin, 1990
 North, Bill, 1958, 59, 60
 Norton, John, 1945

O

Okrzesik, Jason, 2007, 08
 Osborne, Robert, 1941
 Otis, Joe, 1972, 73, 74
 Owen, Carl, 1927

P

Palmer, Charles, 1921
 Park, Lawrence, 1913
 Parker, T.J., 2003, 04, 05
 Paterson, James, 1921, 22, 23
 Patterson, Frank, 1915, 16
 Pedersen, Evan, 1989, 90
Peljusic, Ivan, 2008, 09, 10
 Pendergrast, Delbert, 1935, 36
 Pendleton, Robert, 1933
 Perry, Chester, 1933
 Peterson, John, 1982, 83, 84, 85
 Petrancek, Frank, 1952, 53, 54
 Petrovic, Milan, 1985, 86, 87, 88
 Pettit, Lloyd, 1945
 Piper, Robert, 1910, 11
 Pitts, Brian, 1983, 84, 86, 87
 Pitts, Jim, 1964, 65, 66
 Poetter, Erwin, 1941
 Polite, Don, 1987, 88, 89, 90
 Pomeday, Nate, 1996, 97, 98, 99
 Porth, Victor, 1940
 Potter, Tom, 1961
 Preston, Tom, 1969, 70, 71
 Printen, John, 1965

Q

Queen, Aaric, 1991, 92
 Quinter, Alvine, 1926

R

Rader, Allan, 1907, 08
 Radtke, Ed, 1962
 Ragelis, Edward, 1951, 52
 Ragelis, Ray, 1949, 50, 51
 Rankin, Kevin, 1991, 92, 93, 94
 Rathel, Gaddis, 1980, 81, 82, 83
 Rayford, T.J., 1992, 93, 94
 Reece, Lucis, 1988, 89, 90, 91
 Reeves, Mike, 1968, 69, 70
 Reiff, Joseph, 1931, 32, 33
 Reinert, Jim, 1977
 Richardson, Clarence, 1982, 83, 84, 85
 Rickards, Sterling, 1933
 Riel, Bert, 1929, 30, 31
 Riessen, Marty, 1962, 63, 64
 Roberson, Rod, 1978, 79, 80, 81
 Robinson, Adam, 2000
 Rosenfeld, Milton, 1933, 34, 35
 Ross, Bryan, 1987, 88, 89
 Ross, Harry, 1907, 08, 09
 Ross, Rob, 1989, 90
 Rothrock, John, 1945
 Rowley, Kyle, 2009, 10
 Ruklick, Joe, 1957, 58, 59
 Rusch, Robert, 1926, 27, 28
Ryan, Jeff, 2007, 08, 09, 10

S

Sabine, Dick, 1937
 Samo, Jim, 1968, 69, 70
 Saunders, Charles, 1920, 21, 22
 Saunders, Larry, 1968
 Saviano, Rocky, 1986
 Scanlan, George, 1911, 12, 13
 Schadler, Bernard, 1944, 45, 47
 Schaefer, Dick, 1965
 Schneberger, George, 1915
 Schnepf, Tom, 1981
 Schnur, Larry, 1981, 82
 Schultz, Harold, 1929
 Schultz, Paul, 1981, 82, 83, 84
 Schulz, Bill, 1956, 57
 Schumacher, Ronald, 1943, 44
 Schwabe, Brian, 1986, 88, 89, 90
 Scott, Vince, 2004, 05, 06, 07
 Seacat, Evan, 2003, 04, 05, 06
 Seder, Arthur, 1941
 Sharer, Charles, 1913
 Sharer, Dwight, 1922
 Sharp, Nathan, 1914
 Shepard, Robert, 1939, 40
 Shoger, Ron, 1970, 71, 72
Shurna, John, 2009, 10
 Sibley, Mark, 1971, 72, 73

ALL-TIME LETTERWINNERS



Sickels, Duane, 1944, 45
 Simpson, Eric, 1991, 92, 93, 94
 Smith, Arthur, 1931, 32
 Smith, Jean, 1936, 37, 38
 Snyder, Brad, 1959, 60, 61
 Soltau, Thomas, 2002
 Spoerer, Edward, 1934
 Stack, Jim, 1980, 81, 82, 83
Steger, Matt, 2007, 08, 09, 10
 Stegman, Walter, 1923, 24
 Sticklen, William, 1948, 49
 Stillwell, Jack, 1955
 Stoepelwerth, Walt, 1953, 54, 55
 Strumillo, Chester, 1947, 48, 49
 Stuntzner, Dave, 1958
 Styles, Phil, 1988, 89
 Sund, Rick, 1971, 72, 73
 Sutton, Jerry, 1967, 68, 69
 Svete, Bob, 1975, 76, 77
 Swift, George, 1907, 08, 09

T

Taylor, Clinton, 1931
 Teasley, Tim, 1973, 74, 75, 76
 Teigeler, Fred, 1919
 Thomas, Chuck, 1957
 Thompson, David, 1910, 11
Thompson, Michael, 2008, 09, 10
 Thompson, Mike, 2005
 Tiberi, Walt, 1965, 66, 67
 Tolic, Ivan, 2004, 07
 Tourek, Charles, 1946, 47, 48
 Towne, Patrick, 2001, 02, 03
 Trenkle, Fred, 1936, 37, 38
 Trompeter, Dennis, 1975, 76
 Tucker, Dustin, 1907
 Turner, Donald, 1940

U

Uebele, Herman, 1956, 57
 Underhill, Marshall, 1916, 17, 18

V

Vance, Addington, 1939, 40
 Vana, John, 1997
 Vance, Norman, 1935, 36, 37
 Vehe, Walter, 1914
 Vodick, Nick, 1943, 44

Voigts, Robert, 1937, 38, 39
 Vukusic, Vedran, 2002, 04, 05, 06

W

Wall, Chris, 1975, 76, 77, 78
 Wallace, James, 1973, 75, 76
 Walter, Russell, 1928, 29, 30
 Walters, Rex, 1989, 90
 Ward, John, 1944, 47, 48
 Warren, Phil, 1957, 58, 59
 Watts, Shawn, 1984, 85, 86, 87
 Weatherby, C., 1913
 Weaver, Mike, 1966, 67, 68
 Weinberger, Albert, 1905
 Wells, Burman, 1907
 Wells, Greg, 1972, 73, 75
 Wells, Harry, 1911, 12, 13
 Wells, Ralph, 1960, 61, 62
 Welsh, John, 1941
 Wendland, Russell, 1941, 42, 43
 Werts, Clarence, 1911
 Wessling, Homer, 1908, 09
 Wheeler, Emerson, 1946
 Whelan, John, 1931
 White, Harold, 1925, 26
 Whittle, Glenn, 1914, 15, 16
 Whittle, Harold, 1913, 14
 Wilcox, Robert, 1918, 19, 20
 Wilkins, Albert, 1935
 Williams, Sterling, 2006, 07, 08, 09
 Williams, Willie, 1974, 75
 Wink, Sean, 1998, 99
 Woislaw, Bill, 1961, 62, 63
 Wood, Bob, 1964
 Worland, Donald, 1936
 Worthington, Tom, 1947, 48, 49
 Wright, Frank, 1945
 Wyss, Tim, 1986, 87

Y


Yonke, Bret, 1993
 Young, Albert, 1940
 Young, George, 1919, 20
 Young, Jitim, 2001, 02, 03, 04

Z


Zuravleff, Joe, 1947, 48



PAUL SCHULTZ



BOB VOIGTS



RALPH WELLS



YEAR-BY-YEAR RECORDS

Season	Overall					Big Ten		Place	Coach
	W	L	Home	Away	Neutral	W	L		
1904-05	2	2	1-1	1-1	—	—	—	—	Tom Holland
1905-06	No Games Played								
1906-07	1	5	1-4	0-1	—	—	—	—	Louis Gillesby
1907-08	2	7	2-3	0-4	—	—	—	—	Louis Gillesby
1908-09	1	7	1-6	0-1	—	1	4	7th	Louis Gillesby
1909-10	0	9	0-5	0-4	—	0	9	8th	Louis Gillesby (4-28, 1-13)
1910-11	3	15	4-8	0-7	—	1	12	8th	Stuart Templeton
1911-12	4	9	4-4	0-5	—	0	8	8th	Charles Hammett
1912-13	14	4	10-2	4-2	—	7	2	2nd	Dennis Grady
1913-14	11	6	8-3	3-3	—	6	5	5th	Dennis Grady (25-10, 13-7)
1914-15	11	8	7-4	4-4	—	5	5	t-4th	Fred Murphy
1915-16	14	5	7-1	7-4	—	9	3	t-2nd	Fred Murphy
1916-17	3	11	2-6	1-5	—	2	10	8th	Fred Murphy (28-24, 16-18)
1917-18	6	4	6-1	1-3	—	5	3	3rd	Norman Elliott
1918-19	7	6	4-2	2-4	—	6	4	3rd	Tom Robinson
1919-20	3	7	3-3	0-4	—	2	6	t-7th	Norman Elliott (10-11, 7-9)
1920-21	2	12	2-6	0-6	—	1	11	10th	Ray Elder
1921-22	7	11	7-2	0-9	—	3	9	10th	Dana Evans
1922-23	5	11	3-6	2-4	—	3	9	8th	Maury Kent
1923-24	0	16	0-9	0-7	—	0	12	10th	Maury Kent
1924-25	6	10	4-5	2-5	—	4	8	8th	Maury Kent
1925-26	5	12	5-5	0-7	—	3	9	10th	Maury Kent
1926-27	3	14	3-7	0-7	—	1	11	t-9th	Maury Kent (19-62, 11-49)
1927-28	12	5	9-1	3-4	—	9	3	t-3rd	Arthur Lonborg
1928-29	12	5	8-2	4-3	—	7	5	4th	Arthur Lonborg
1929-30	8	8	4-5	4-3	—	6	6	6th	Arthur Lonborg
1930-31	16	1	9-1	7-0	—	11	1	1st	Arthur Lonborg
1931-32	13	5	7-3	5-2	1-0	9	3	t-2nd	Arthur Lonborg
1932-33	15	4	11-0	4-4	—	10	2	t-1st	Arthur Lonborg
1933-34	11	8	8-3	3-5	—	8	4	t-2nd	Arthur Lonborg
1934-35	10	10	8-5	2-5	—	3	9	8th	Arthur Lonborg
1935-36 #	13	6	9-2-1	4-4	—	7	5	t-3rd	Arthur Lonborg
1936-37	11	9	8-5	3-4	—	4	8	7th	Arthur Lonborg
1937-38	10	10	6-5	4-5	—	7	5	t-3rd	Arthur Lonborg
1938-39	7	13	6-5	1-8	—	5	7	6th	Arthur Lonborg
1939-40	13	7	9-2	4-5	—	7	5	t-4th	Arthur Lonborg
1940-41	7	11	6-4	1-7	—	3	9	9th	Arthur Lonborg
1941-42	8	13	5-5	2-6	1-2	5	10	t-7th	Arthur Lonborg
1942-43	8	9	4-1	3-4	1-4	7	5	3rd	Arthur Lonborg
1943-44	12	7	2-2	5-3	5-2	8	4	t-4th	Arthur Lonborg
1944-45	7	12	3-1	2-6	2-5	4	8	t-6th	Arthur Lonborg
1945-46	15	5	6-0	4-4	5-1	8	4	t-3rd	Arthur Lonborg
1946-47	7	13	3-1	0-6	4-6	2	10	9th	Arthur Lonborg
1947-48	6	14	5-2	0-6	1-6	3	9	t-8th	Arthur Lonborg
1948-49	5	16	1-2	1-8	3-6	2	10	9th	Arthur Lonborg
1949-50	10	12	5-0	1-6	4-6	3	9	t-8th	Arthur Lonborg (236-203, 138-141)
1950-51	12	10	5-3	6-5	1-2	7	7	t-4th	Harold Olsen
1951-52	7	15	6-5	1-10	—	4	10	t-8th	Harold Olsen (19-25, 11-17)
1952-53	6	16	4-8	2-8	—	5	13	8th	Waldo Fisher
1953-54	9	13	8-3	1-10	—	6	8	t-5th	Waldo Fisher
1954-55	12	10	11-2	1-8	—	7	7	5th	Waldo Fisher
1955-56	2	20	2-9	0-11	—	1	13	10th	Waldo Fisher
1956-57	6	16	4-7	1-9	1-0	2	12	10th	Waldo Fisher (35-65, 21-53)
1957-58	13	9	7-4	4-5	2-0	8	6	t-4th	William Rohr
1958-59	15	7	8-4	7-2	0-1	8	6	t-2nd	William Rohr
1959-60	11	12	6-5	4-6	1-1	8	6	t-3rd	William Rohr
1960-61	10	12	8-4	2-7	0-1	6	8	6th	William Rohr
1961-62	8	15	6-6	2-8	0-1	3	11	t-9th	William Rohr

YEAR-BY-YEAR RECORDS



Season	Overall			Big Ten			Place	Coach	
	W	L	Home	Away	Neutral	W			L
1962-63	9	15	5-5	3-8	1-2	6	8	7th	William Rohr (66-70, 39-45)
1963-64	8	13	7-4	1-7	0-2	6	8	t-6th	Larry Glass
1964-65	7	17	2-9	4-5	1-3	3	11	9th	Larry Glass
1965-66	12	12	7-3	2-8	3-1	7	7	t-5th	Larry Glass
1966-67	11	11	7-3	4-6	0-2	7	7	t-5th	Larry Glass
1967-68	13	10	9-0	3-8	1-2	8	6	4th	Larry Glass
1968-69 *	14	10	8-3	4-6	2-1	6	8	t-5th	Larry Glass, (61-81, 33-45) Brad Snyder
1969-70	9	15	5-5	2-6	2-4	4	10	9th	Brad Snyder
1970-71	7	17	6-6	1-11	—	3	11	10th	Brad Snyder
1971-72	5	18	2-7	2-9	1-2	3	11	10th	Brad Snyder
1972-73	5	19	4-6	0-12	1-1	2	12	10th	Brad Snyder (30-71, 16-46)
1973-74	9	15	6-7	2-7	1-1	3	11	9th	Tex Winter
1974-75	6	20	6-5	0-13	0-2	4	14	t-9th	Tex Winter
1975-76	12	15	7-5	3-9	2-1	7	11	t-7th	Tex Winter
1976-77 (F)	9	18	4-8	1-9	1-1	7	11	t-7th	Tex Winter
1977-78	8	19	5-8	1-10	2-1	4	14	t-9th	Tex Winter (44-87, 25-61)
1978-79	6	21	2-10	2-11	2-0	2	16	10th	Rich Falk
1979-80	10	17	9-7	1-9	0-1	5	13	10th	Rich Falk
1980-81	9	18	6-7	1-9	2-2	3	15	10th	Rich Falk
1981-82 (F)	9	18	7-5	1-10	1-3	5	13	9th	Rich Falk
1982-83 (F) (D)	18	12	13-2	3-9	2-1	8	10	8th	Rich Falk
1983-84 (F)	14	14	10-6	3-8	1-0	7	11	7th	Rich Falk
1984-85	6	22	5-10	1-12	—	2	16	10th	Rich Falk
1985-86	8	20	6-9	2-10	0-1	2	16	10th	Rich Falk (80-142, 34-110)
1986-87	7	21	7-8	0-13	—	2	16	t-9th	Bill Foster
1987-88	7	21	5-9	1-10	1-2	2	16	10th	Bill Foster
1988-89	9	19	6-7	1-10	2-2	2	16	10th	Bill Foster
1989-90	9	19	7-8	0-11	2-0	2	16	10th	Bill Foster
1990-91	5	23	3-10	0-11	2-2	0	18	10th	Bill Foster
1991-92	9	19	8-7	0-12	1-0	2	16	10th	Bill Foster
1992-93	8	19	7-6	1-11	0-2	3	15	10th	Bill Foster (54-141, 13-113)
1993-94	15	14	8-7	5-7	2-0	5	13	t-10th	Ricky Byrdsong
1994-95	5	22	4-9	0-13	1-0	1	17	11th	Ricky Byrdsong
1995-96	7	20	4-10	2-10	1-0	2	16	11th	Ricky Byrdsong
1996-97	7	22	6-10	1-10	0-2	2	16	11th	Ricky Byrdsong (34-78, 10-62)
1997-98	10	17	10-6	0-10	0-1	3	13	9th	Kevin O'Neill
1998-99	15	14	11-6	3-7	1-1	6	10	8th	Kevin O'Neill
1999-2000	5	25	5-12	0-9	0-4	0	16	11th	Kevin O'Neill (30-56, 9-39)
2000-01	11	19	8-7	1-10	2-2	3	13	11th	Bill Carmody
2001-02	16	13	10-3	3-7	3-3	7	9	7th	Bill Carmody
2002-03	12	17	10-7	1-8	1-2	3	13	10th	Bill Carmody
2003-04	14	15	10-3	3-9	1-3	8	8	t-5th	Bill Carmody
2004-05	15	16	12-4	1-9	2-3	6	10	8th	Bill Carmody
2005-06	14	15	9-5	3-8	2-2	6	10	t-8th	Bill Carmody
2006-07	13	18	10-8	1-8	2-2	2	14	t-10th	Bill Carmody
2007-08	8	22	5-11	3-10	0-1	1	17	11th	Bill Carmody
2008-09	17	14	13-4	4-9	0-1	8	10	9th	Bill Carmody
2009-10	20	14	15-4	2-9	3-1	7	11	t-7th	Bill Carmody (140-163, 51-115)

Overall Record: 940-1,372-1 (105 seasons)

Big Ten Record: 459-987

Northwestern and Notre Dame played to a 20-20 tie on Dec. 31, 1935.

* Larry Glass coached the first 18 games of 1968-69 before resigning, going 10-8 (2-6 Big Ten). Larry Snyder took over and went 4-2 (all in Big Ten) the remainder of the season.

(F) Records reflect overturned results due to subsequent forfeitures by opposing schools for NCAA violations. See year-by-year results for details. Affected Home, Away and Neutral records are in bold italics.

(D) Home games in 1982-83 were played at DePaul's Alumni Hall due to renovation of McGaw Hall (Welsh-Ryan Arena).



WILDCAT YEAR-BY-YEAR STATS

Year	GP	FG-A	Pct.	3FG-A	Pct.	FT-A	Pct.	OR-DR	TR-Avg.	F	A	TO	B	S	PTS-Avg.
2009-10	34	789-1820	.434	317-887	.357	456-639	.714	350-741	1091-32.1	651	565	374	133	221	2351-69.1
2008-09	31	697-1568	.445	255-661	.386	318-461	.690	266-611	877-28.3	554	472	346	89	225	1967-63.5
2007-08	30	681-1541	.442	246-671	.367	246-372	.661	197-523	720-24.0	534	492	343	58	240	1854-61.8
2006-07	31	651-1490	.437	195-620	.315	253-359	.705	214-551	765-24.7	462	467	338	87	261	1750-56.5
2005-06	29	611-1369	.446	201-626	.321	273-404	.676	195-576	771-26.6	443	433	356	72	225	1696-58.5
2004-05	31	674-1490	.452	186-566	.329	294-482	.610	228-619	847-27.3	493	474	405	78	231	1828-59.0
2003-04	29	633-1448	.437	205-648	.316	316-473	.668	219-547	766-26.4	452	434	328	43	238	1787-61.6
2002-03	29	624-1455	.429	199-631	.315	369-529	.698	277-585	862-29.7	513	429	373	81	200	1816-62.6
2001-02	29	596-1425	.418	209-622	.336	328-542	.605	253-638	891-30.7	464	420	385	92	219	1729-59.6
2000-01	30	622-1538	.404	202-643	.314	355-529	.671	309-594	903-30.1	520	423	410	65	215	1801-60.0
1999-00	30	525-1426	.368	161-504	.368	334-483	.692	245-647	892-29.7	534	367	484	83	146	1545-51.5
1998-99	29	584-1354	.431	201-536	.375	372-537	.693	248-723	971-33.5	526	445	435	107	131	1741-60.0
1997-98	27	570-1203	.474	142-375	.379	354-579	.611	263-640	903-33.4	478	407	461	45	107	1636-60.6
1996-97	29	625-1490	.419	135-465	.290	332-548	.606	346-641	987-34.0	546	386	513	61	188	1717-59.2
1995-96	27	605-1499	.404	150-472	.318	368-573	.642	291-526	915-33.9	532	326	400	71	152	1728-64.0
1994-95	27	608-1525	.399	119-370	.322	431-619	.619	250-574	931-34.5	485	314	460	74	95	1766-65.4
1993-94	29	771-1649	.468	187-495	.378	445-609	.731	214-702	1019-35.1	498	516	410	97	184	2174-75.0
1992-93	27	708-1598	.443	82-287	.286	413-572	.722	N/A	951-35.2	539	394	439	73	222	1911-70.8
1991-92	28	660-1443	.457	91-251	.363	497-651	.763	N/A	917-32.8	577	343	507	75	195	1908-68.1
1990-91	28	712-1521	.468	109-251	.434	470-612	.768	N/A	866-30.9	557	396	522	57	215	2003-71.5
1989-90	28	825-1737	.475	116-260	.446	423-605	.699	N/A	872-31.1	613	441	415	43	225	2189-78.2
1988-89	28	814-1675	.486	100-261	.383	352-533	.660	N/A	918-32.8	598	440	485	50	204	2080-74.3
1987-88	28	673-1471	.458	100-256	.391	358-492	.728	N/A	770-27.5	570	341	442	52	201	1804-64.4
1986-87	28	659-1546	.426	N/A	N/A	376-567	.663	N/A	859-30.7	560	323	N/A	N/A	202	1754-62.6
1985-86	27	643-1508	.426	N/A	N/A	397-560	.709	N/A	852-31.6	472	285	N/A	N/A	147	1683-62.3
1984-85	28	619-1499	.413	N/A	N/A	338-482	.701	N/A	840-30.0	492	370	N/A	N/A	142	1576-56.3
1983-84	28	617-1340	.460	N/A	N/A	283-477	.593	N/A	796-28.4	503	351	N/A	N/A	182	1517-54.2
1982-83	30	728-1583	.460	N/A	N/A	407-624	.652	N/A	975-32.5	508	411	N/A	N/A	180	1886-62.9
1981-82	27	626-1435	.436	N/A	N/A	358-536	.668	N/A	924-34.2	526	264	N/A	N/A	119	1610-59.6
1980-81	27	643-1476	.436	N/A	N/A	441-621	.710	N/A	847-31.4	468	332	N/A	N/A	136	1727-63.9
1979-80	27	710-1568	.453	N/A	N/A	395-530	.745	N/A	891-33.0	533	392	N/A	N/A	157	1815-67.2
1978-79	27	709-1627	.436	N/A	N/A	399-561	.711	N/A	983-36.4	624	376	N/A	N/A	173	1817-67.3
1977-78	27	764-1810	.422	N/A	N/A	448-634	.706	N/A	1107-41.0	611	287	N/A	N/A	N/A	1977-73.2
1976-77	27	762-1776	.429	N/A	N/A	391-546	.716	N/A	1029-38.1	574	367	N/A	N/A	N/A	1915-70.9
1975-76	27	801-1731	.463	N/A	N/A	403-542	.744	N/A	1042-38.6	597	376	N/A	N/A	N/A	2005-74.3
1974-75	26	702-1676	.419	N/A	N/A	293-423	.693	N/A	993-38.2	545	227	N/A	N/A	N/A	1699-65.3
1973-74	24	709-1601	.443	N/A	N/A	276-403	.685	N/A	918-38.2	435	275	N/A	N/A	N/A	1694-70.6
1972-73	24	749-1850	.405	N/A	N/A	339-526	.644	N/A	1217-50.8	580	262	479	N/A	N/A	1837-76.5
1971-72	23	655-1552	.422	N/A	N/A	341-523	.652	N/A	1050-45.6	462	241	N/A	N/A	N/A	1651-71.7
1970-71	24	566-1655	.342	N/A	N/A	535-737	.726	N/A	1158-48.3	502	279	442	N/A	N/A	1959-81.6
1969-70	24	723-1624	.444	N/A	N/A	541-728	.744	N/A	1130-47.1	491	N/A	N/A	N/A	N/A	1987-82.8
1968-69	24	702-1615	.435	N/A	N/A	467-661	.706	N/A	1178-49.1	542	N/A	N/A	N/A	N/A	1871-78.0
1967-68	23	652-1650	.395	N/A	N/A	464-665	.698	N/A	1203-52.3	494	N/A	N/A	N/A	N/A	1768-76.9
1966-67	22	767-1727	.444	N/A	N/A	475-653	.727	N/A	1178-53.5	513	N/A	N/A	N/A	N/A	2009-91.3
1965-66	24	662-1673	.396	N/A	N/A	471-685	.688	N/A	1268-52.8	424	N/A	N/A	N/A	N/A	1785-74.8
1964-65	24	N/A	N/A	N/A	N/A	N/A	N/A	N/A	N/A	N/A	N/A	N/A	N/A	N/A	N/A
1963-64	21	655-1625	.403	N/A	N/A	307-489	.628	N/A	1193-56.8	399	N/A	N/A	N/A	N/A	1617-77.0
1962-63	24	N/A	N/A	N/A	N/A	N/A	N/A	N/A	N/A	N/A	N/A	N/A	N/A	N/A	N/A
1961-62	23	599-1522	.394	N/A	N/A	364-588	.619	N/A	1064-46.3	456	N/A	N/A	N/A	N/A	1562-67.9
1960-61	22	534-1415	.377	N/A	N/A	332-518	.641	N/A	999-45.4	421	N/A	N/A	N/A	N/A	1398-63.6
1959-60	23	611-1588	.385	N/A	N/A	379-591	.641	N/A	1131-49.2	427	N/A	N/A	N/A	N/A	1601-69.7
1958-59	22	700-1694	.413	N/A	N/A	370-583	.635	N/A	1228-55.8	398	N/A	N/A	N/A	N/A	1770-80.5
1957-58	22	688-1735	.396	N/A	N/A	314-478	.657	N/A	1055-N/A	390	N/A	N/A	N/A	N/A	1690-76.8
1956-57	22	614-1706	.360	N/A	N/A	353-548	.645	N/A	1160-N/A	N/A	N/A	N/A	N/A	N/A	1581-72.0
1955-56	2	544-N/A	N/A	N/A	N/A	439-N/A	N/A	N/A	941-N/A	493	N/A	N/A	N/A	N/A	1527-69.4
1954-55	22	630-N/A	N/A	N/A	N/A	489-N/A	N/A	N/A	N/A-N/A	N/A	N/A	N/A	N/A	N/A	1749-79.5
1953-54	22	534-N/A	N/A	N/A	N/A	475-N/A	N/A	N/A	N/A-N/A	N/A	N/A	N/A	N/A	N/A	1543-70.1
1952-53	22	541-N/A	N/A	N/A	N/A	499-775	N/A	N/A	N/A-N/A	N/A	N/A	N/A	N/A	N/A	1581-71.9

OPPONENT YEAR-BY-YEAR STATS



Year	GP	FG-A	Pct.	3FG-A	Pct.	FT-A	Pct.	OR-DR	TR-Avg.	F	A	TO	B	S	PTS-Avg.
2009-10	34	746-1767	.422	215-678	.317	531-736	.721	383-787	1170-34.4	643	496	439	114	193	2238-65.8
2008-09	31	642-1500	.428	204-596	.342	388-548	.708	340-689	1029-33.2	519	405	462	121	180	1876-60.5
2007-08	30	698-1444	.483	248-632	.392	394-558	.706	309-735	1044-34.8	443	481	457	101	175	2038-67.9
2006-07	31	642-1467	.438	210-608	.345	327-470	.696	354-682	1036-33.4	412	418	447	76	167	1821-58.7
2005-06	29	600-1395	.430	179-565	.317	318-486	.654	311-652	963-33.2	430	370	416	71	180	1697-58.5
2004-05	31	690-1530	.451	197-547	.360	346-507	.682	317-701	1018-32.8	499	402	449	112	216	1923-62.0
2003-04	29	679-1479	.459	191-539	.354	275-414	.664	334-689	1023-35.3	501	414	437	83	162	1824-62.9
2002-03	29	679-1516	.448	175-513	.341	372-566	.657	363-648	1011-34.9	534	399	389	87	206	1905-65.7
2001-02	29	624-1528	.408	179-548	.327	288-456	.632	348-702	1050-36.2	550	399	441	103	200	1715-59.1
2000-01	30	708-1569	.451	160-476	.336	360-525	.686	361-701	1062-35.4	542	442	433	123	193	1936-64.5
1999-00	30	674-1549	.435	159-465	.342	428-621	.689	328-737	1065-35.5	510	439	401	129	253	1935-64.5
1998-99	29	577-1548	.373	149-487	.306	352-497	.708	329-627	956-33.0	563	339	342	65	217	1655-57.1
1997-98	27	598-1407	.425	189-532	.355	339-470	.721	234-502	736-27.3	561	368	296	91	245	1724-63.9
1996-97	29	685-1572	.436	154-458	.336	412-586	.703	342-645	987-34.0	42	402	404	112	262	1936-66.8
1995-96	27	720-1539	.468	141-399	.353	408-583	.700	337-668	1005-37.2	526	439	353	103	210	1989-73.7
1994-95	27	852-1816	.469	185-486	.381	378-562	.673	411-720	1131-41.9	564	467	328	100	216	2267-84.0
1993-94	29	777-1828	.425	151-473	.319	367-525	.699	383-715	1098-37.9	558	431	395	95	194	2072-71.4
1992-93	27	751-1593	.471	130-408	.319	406-611	.664	N/A	993-36.8	439	392	426	103	225	2038-75.5
1991-92	28	757-1596	.474	131-326	.402	414-647	.640	N/A	930-33.2	528	452	422	98	235	2059-73.5
1990-91	28	850-1676	.507	138-357	.387	441-658	.670	N/A	959-34.3	514	490	446	84	242	2279-81.4
1989-90	28	853-1662	.513	102-309	.330	496-689	.720	N/A	1084-38.7	558	499	495	91	200	2304-82.3
1988-89	28	802-1640	.489	137-331	.414	457-675	.677	N/A	1029-36.8	517	466	492	73	218	2198-78.5
1987-88	28	746-1454	.513	90-214	.421	458-663	.691	N/A	934-33.4	511	461	441	76	238	2040-72.9
1986-87	28	788-1607	.490	N/A	N/A	437-633	.690	N/A	1052-37.6	532	504	N/A	N/A	242	2125-75.9
1985-86	27	830-1659	.500	N/A	N/A	356-490	.727	N/A	991-36.7	513	460	N/A	N/A	214	2016-74.7
1984-85	28	734-1511	.486	N/A	N/A	352-486	.724	N/A	937-33.5	466	486	N/A	N/A	195	1820-65.0
1983-84	28	626-1336	.469	N/A	N/A	337-474	.711	N/A	821-29.3	506	378	N/A	N/A	182	1589-56.8
1982-83	30	707-1621	.436	N/A	N/A	351-516	.680	N/A	1029-34.3	606	392	N/A	N/A	170	1802-60.1
1981-82	27	622-1379	.451	N/A	N/A	405-571	.709	N/A	857-31.7	546	322	N/A	N/A	173	1649-61.1
1980-81	27	806-1573	.512	N/A	N/A	332-480	.692	N/A	960-35.6	568	486	N/A	N/A	179	1944-72.0
1979-80	27	745-1530	.487	N/A	N/A	439-606	.724	N/A	964-35.7	521	439	N/A	N/A	196	1939-71.8
1978-79	27	782-1607	.487	N/A	N/A	463-682	.679	N/A	1018-37.7	584	443	N/A	N/A	221	2027-75.1
1977-78	27	840-1742	.482	N/A	N/A	453-672	.674	N/A	1186-43.9	590	387	N/A	N/A	N/A	2136-79.1
1976-77	27	836-1685	.496	N/A	N/A	463-648	.715	N/A	1174-43.5	570	415	N/A	N/A	N/A	2135-79.1
1975-76	27	797-1677	.475	N/A	N/A	474-659	.719	N/A	1091-40.4	563	408	N/A	N/A	N/A	2068-76.6
1974-75	26	741-1569	.472	N/A	N/A	420-583	.720	N/A	1102-42.4	498	351	N/A	N/A	N/A	1902-73.2
1973-74	24	744-1556	.478	N/A	N/A	264-393	.672	N/A	1042-43.4	494	264	N/A	N/A	N/A	1752-73.0
1972-73	24	794-1673	.475	N/A	N/A	413-629	.657	N/A	1166-48.6	483	300	480	N/A	N/A	2001-83.3
1971-72	23	693-1539	.450	N/A	N/A	390-612	.637	N/A	1097-47.6	395	210	N/A	N/A	N/A	1776-77.2
1970-71	24	N/A	N/A	N/A	N/A	N/A	N/A	N/A	1113-46.4	N/A	N/A	N/A	N/A	N/A	N/A
1969-70	24	N/A	N/A	N/A	N/A	N/A	N/A	N/A	N/A	N/A	N/A	N/A	N/A	N/A	N/A
1968-69	24	685-1639	.418	N/A	N/A	511-753	.679	N/A	1125-46.9	499	N/A	N/A	N/A	N/A	1881-78.3
1967-68	23	623-1523	.409	N/A	N/A	472-664	.711	N/A	1088-47.3	473	N/A	N/A	N/A	N/A	1718-74.7
1966-67	22	754-1727	.437	N/A	N/A	432-674	.674	N/A	1175-53.4	485	N/A	N/A	N/A	N/A	1940-88.2
1965-66	24	747-1787	.418	N/A	N/A	373-522	.715	N/A	1146-47.8	493	N/A	N/A	N/A	N/A	1867-77.8
1964-65	24	N/A	N/A	N/A	N/A	N/A	N/A	N/A	N/A	N/A	N/A	N/A	N/A	N/A	N/A
1963-64	21	646-1647	.392	N/A	N/A	372-531	.701	N/A	1119-53.3	363	N/A	N/A	N/A	N/A	1664-79.2
1962-63	24	N/A	N/A	N/A	N/A	N/A	N/A	N/A	N/A	N/A	N/A	N/A	N/A	N/A	N/A
1961-62	23	628-1571	.400	N/A	N/A	411-599	.701	N/A	1142-49.7	446	N/A	N/A	N/A	N/A	1667-72.5
1960-61	22	599-1510	.397	N/A	N/A	314-480	.654	N/A	1141-51.9	411	N/A	N/A	N/A	N/A	1518-69.0
1959-60	23	655-1570	.417	N/A	N/A	376-555	.678	N/A	1152-50.1	433	N/A	N/A	N/A	N/A	1686-73.3
1958-59	22	655-1805	.363	N/A	N/A	357-548	.651	N/A	1154-52.5	406	N/A	N/A	N/A	N/A	1667-75.8
1957-58	22	618-1711	.361	N/A	N/A	361-530	.681	N/A	1058-N/A	390	N/A	N/A	N/A	N/A	1597-72.6
1956-57	22	631-1649	.383	N/A	N/A	411-612	.672	N/A	1135-N/A	N/A	N/A	N/A	N/A	N/A	1673-76.0
1955-56	22	625-N/A	N/A	N/A	N/A	534-N/A	N/A	N/A	1146-N/A	438	N/A	N/A	N/A	N/A	1784-81.1
1954-55	22	594-N/A	N/A	N/A	N/A	512-N/A	N/A	N/A	N/A-N/A	N/A	N/A	N/A	N/A	N/A	1700-77.2
1953-52	22	506-N/A	N/A	N/A	N/A	531-N/A	N/A	N/A	N/A-N/A	N/A	N/A	N/A	N/A	N/A	1543-70.1
1952-53	22	585-N/A	N/A	N/A	N/A	510-808	N/A	N/A	N/A-N/A	N/A	N/A	N/A	N/A	N/A	1680-76.4

YEAR-BY-YEAR RESULTS

Legend:

(C)—Chicago Stadium (Chicago, Ill.)
 (R)—Rosemont Horizon/Allstate Arena (Rosemont, Ill.)
 (U)—United Center (Chicago, Ill.)
 (F)—Game later forfeited by opponent
 (OT)—Overtime game
 (#)—Northwestern's Associated Press ranking

1904-05

Record: 2-2

Coach: Tom Holland

Captain: Albert Cowden

2/24 L 19-34 at Chicago
 3/8 W 38-31 at Beloit
 3/11 W 24-23 Iowa
 3/18 L 23-25 Chicago

1905-06

No Games

1906-07

Record: 1-5

Coach: Louis Gillesby

Captain: George Swift

1/11 L 10-16 Lake Forest
 1/18 L 5-26 Chicago
 1/26 L 9-21 Naperville
 1/31 W 16-14 Evanston YMCA
 2/20 L 6-34 at Chicago
 2/28 L 21-38 Haskell

1907-08

Record: 2-7

Coach: Louis Gillesby

Captain: Harry Ross

1/11 W 21-18 Indiana
 1/16 L 18-27 Evanston YMCA
 1/24 W 32-12 Purdue
 1/31 L 11-36 at Indiana
 2/8 L 8-26 at Purdue
 2/13 L 6-41 at Chicago
 2/22 L 19-27 at Evanston YMCA
 2/29 L 12-17 Chicago
 3/7 L 13-18 Illinois

1908-09

Record: 1-7; 1-4 (7th)

Coach: Louis Gillesby

Captain: Harry Ross

1/9 L 18-20 Evanston YMCA
 1/16 W 16-12 Indiana
 1/22 L 13-23 Purdue
 1/20 L 4-28 Chicago
 2/13 L 16-21 Minnesota
 2/20 L 13-25 Lake Forest
 2/27 L 4-35 Illinois
 3/6 L 9-28 at Naperville

1909-10

Record: 0-9; 0-9 (8th)

Coach: Louis Gillesby

Captain: Hubert Heren

1/8 L 9-55 at Wisconsin
 1/15 L 4-31 at Chicago
 1/23 L 22-29 Indiana
 1/25 L 6-44 Chicago
 2/12 L 10-18 at Indiana
 2/19 L 11-18 Iowa
 2/26 L 11-39 Wisconsin
 3/5 L 6-35 at Iowa
 3/3 L 18-38 at Minnesota

1910-11

Record: 3-15; 1-12 (8th)

Coach: Stuart Templeton

Captain: Robert Piper

1/7 L 16-24 at Chicago
 1/14 L 9-29 Wisconsin
 1/9 L 9-26 at Evanston YMCA
 1/21 L 8-51 at Purdue
 1/26 W 40-11 Evanston Reds
 1/28 L 10-17 at Iowa
 2/11 L 12-30 Purdue
 2/15 W 21-18 Minnesota
 2/18 L 18-27 Iowa
 2/24 L 19-33 Indiana
 2/25 L 15-26 Illinois
 3/1 L 18-25 Chicago
 3/4 L 12-15 Evanston YMCA
 3/7 L 3-33 at Minnesota
 3/8 L 11-23 at Wisconsin
 3/11 L 12-41 at Indiana
 3/15 W 33-29 Ravenswood
 3/20 L 17-34 Hull House

1911-12

Record: 4-9; 0-8 (8th)

Coach: Charles Hammett

Captain: Earl Lamke

12/13 W 54-20 Garrett Bible Inst.
 1/6 L 19-32 Wisconsin
 1/13 L 13-38 at Chicago
 1/17 W 50-22 Lewis Institute
 1/20 L 10-31 at Purdue
 1/24 W 29-12 Evanston Reds
 2/10 L 11-27 Chicago
 2/17 L 13-33 Purdue
 2/21 W 34-17 DePaul
 2/24 L 12-46 at Wisconsin
 2/29 L 25-26 at Evanston YMCA
 3/2 L 10-25 at Illinois
 3/9 L 19-30 Illinois

1912-13

Record: 14-4; 7-2 (2nd)

Coach: Dennis Grady

Captain: Raymond Lamke

12/5 W 51-16 Lewis
 12/10 L 11-39 Lake Forest
 12/16 W 39-10 Armour
 W 42-27 Loyola
 1/8 W 32-15 Evanston Academy
 W 58-10 Seward Park
 1/16 W 29-12 Iowa
 1/18 W 30-22 at Ohio State
 2/21 L 25-28 Chicago
 2/1 W 26-21 Indiana
 L 15-17 at Evanston YMCA
 2/14 L 22-23 at Illinois
 2/15 W 27-18 at Indiana
 2/26 W 34-18 at Evanston Reds
 3/1 W 19-11 at Iowa
 3/8 W 36-16 Ohio State
 3/15 W 20-18 Illinois

1913-14

Record: 11-6; 6-5 (5th)

Coach: Dennis Grady

Captain: Anderson Aldrich

12/18 W 52-16 Lewis
 L 10-20 Eckhart Park
 W 51-25 Central Park
 1/4 W 25-24 Cornell Athletic Club
 1/6 W 40-18 Lake Forest
 1/7 W 42-18 Armour
 1/10 W 21-20 at Minnesota
 1/14 L 10-28 Chicago

1/17 W 49-33 Indiana
 1/24 W 21-17 Minnesota
 2/10 L 9-38 at Wisconsin
 2/13 W 40-16 at Indiana
 2/14 L 15-35 at Illinois
 2/17 L 26-33 Wisconsin
 2/21 W 34-23 at Iowa
 2/24 L 29-34 at Chicago
 3/3 W 46-12 Lake Forest
 3/7 W 41-19 Iowa

1914-15

Record: 11-8; 5-5 (14th)

Coach: Fred Murphy

Captain: Glenn Whittle

12/7 W 26-12 First Nat'l Bank
 12/9 W 32-20 Armour
 12/12 L 20-54 Illinois Athletic Club
 12/14 L 14-19 at Lake Forest
 12/15 W 36-16 West Aurora HS
 12/16 W 44-19 Lewis
 12/29 W 39-37 at Armour
 1/2 L 38-45 at Illinois Ath. Club
 1/4 W 33-12 Mercury Ath. Club
 1/9 L 11-15 Chicago
 1/13 W 26-15 Iowa
 1/16 W 30-22 at Indiana
 1/22 W 32-23 Ohio State
 2/6 L 25-31 Indiana
 2/12 L 18-26 Minnesota
 2/16 L 14-22 at Chicago
 2/27 W 25-21 at Ohio State
 3/6 W 25-16 at Iowa
 3/12 L 12-13 at Minnesota

1915-16

Record: 14-5; 9-3 (12nd)

Coach: Fred Murphy

Captain: Frank Patterson

12/19 W 22-19 at N'western Coll.
 12/20 L 8-20 at Beloit
 12/28 L 20-33 at Buckeye Paints
 12/29 W 26-18 at Detroit YMCA
 12/31 W 55-23 at Flint Mich. Veh.
 1/5 W 38-24 at N'western Coll.
 1/8 W 26-23 at Ohio State
 1/14 W 52-31 Chicago YMCA
 1/18 L 18-22 at Wisconsin
 1/22 W 28-18 at Chicago
 1/25 W 39-12 Ohio State
 1/29 W 20-18 Purdue
 2/12 W 23-21 Illinois (OT)
 2/16 W 28-20 Chicago
 2/18 L 12-13 at Purdue
 2/19 W 40-26 at Indiana
 2/28 W 38-20 Indiana
 2/29 W 25-17 Illinois
 3/11 L 21-24 Wisconsin

1916-17

Record: 3-11; 2-10 (8th)

Coach: Fred Murphy

Captain: Marshall Underhill

1/4 L 19-21 N'western College
 1/8 L 21-29 Wisconsin (OT)
 1/12 L 17-47 at Illinois
 1/16 W 21-15 Lake Forest
 1/20 L 14-27 at Chicago
 1/24 W 24-15 Iowa
 1/17 L 13-22 Minnesota
 2/12 L 21-23 at Wisconsin
 2/16 L 12-29 Ohio State
 2/22 L 25-27 at Ohio State (OT)
 2/27 L 22-25 Chicago
 3/2 L 12-21 Illinois

3/10 W 18-15 at Iowa
 3/12 L 20-30 at Minnesota

1917-18

Record: 6-4; 5-3 (3rd)

Coach: Norman Elliott

Captain: Marshall Underhill

1/5 W 33-17 Wisconsin
 1/26 W 21-11 at Michigan
 2/2 W 57-36 Ohio State
 2/8 W 19-16 Michigan State
 2/9 L 22-38 at Illinois
 2/16 L 27-41 Great Lakes
 2/23 W 18-14 Michigan
 2/25 L 24-30 at Ohio State
 3/2 W 29-14 Illinois
 3/7 L 18-26 at Wisconsin

1918-19

Record: 7-6; 6-4 (3rd)

Coach: Tom Robinson

Captain: R. Allen Marquardt

1/6 L 16-32 Great Lakes
 1/11 W 20-15 at Wisconsin
 1/18 L 28-29 Iowa
 1/25 W 17-16 Michigan
 2/1 W 23-22 at Purdue (OT)
 2/7 W 63-25 Laporte
 2/8 L 34-36 at Whiting Owls
 2/15 L 17-24 at Chicago
 2/17 W 32-27 Purdue
 2/22 W 32-23 Wisconsin
 3/1 L 22-24 at Michigan
 3/5 W 15-12 Chicago
 3/8 L 12-28 at Iowa

1919-20

Record: 3-7; 2-6 (7th)

Coach: Norman Elliott

Captain: Robert Wilcox

12/18 W 35-16 Amer. Coll. of PE
 1/3 L 12-19 at Minnesota
 1/11 L 24-47 Whiting Red Crown
 1/17 L 13-25 Iowa
 1/19 W 28-24 Minnesota (OT)
 1/31 L 11-32 at Indiana
 2/10 L 16-53 at Purdue
 2/14 L 20-49 Purdue
 2/27 L 23-27 at Iowa
 3/6 W 36-34 Indiana

1920-21

Record: 2-12; 1-11 (10th)

Coach: Ray Elder

Captain: Charles Saunders

12/17 W 25-14 Beloit
 1/3 W 13-12 Wisconsin
 1/15 L 19-34 at Purdue
 1/17 L 10-31 at Indiana
 1/22 L 13-31 Michigan
 2/9 L 25-26 Chicago
 2/12 L 10-22 at Wisconsin
 2/14 L 11-26 Minnesota
 2/19 L 21-23 Indiana
 2/26 L 15-24 Purdue
 3/7 L 18-31 at Marquette
 3/12 L 13-29 at Minnesota
 3/14 L 14-20 Iowa
 3/28 L 17-33 at Iowa

YEAR-BY-YEAR RESULTS



1921-22

Record: 7-11; 3-9 (10th)

Coach: Dana Evans

Captain: Harold McKenzie

12/3	W	27-12	Armour
12/21	W	18-16	Notre Dame
	L	19-27	at DePauw
12/31	W	29-14	Yale
1/5	W	34-15	U.S. Infantry
1/14	L	13-28	at Minnesota
1/9	L	9-21	Wisconsin
1/14	L	18-21	at Indiana
1/16	L	14-31	at Purdue
1/20	L	22-23	at Chicago
1/23	L	19-32	Purdue
2/11	L	21-30	at Notre Dame
2/18	W	25-16	Indiana
2/20	W	21-9	Minnesota
2/22	L	11-23	at Wisconsin
2/25	W	20-18	Ohio State
3/4	L	33-35	at Ohio State (2OT)
3/6	L	19-29	at Michigan

1922-23

Record: 5-11; 3-9 (8th)

Coach: Maury Kent

Captain: Harold McKenzie

12/15	W	24-16	Monmouth
12/19	W	20-14	Lake Forest
1/2	L	13-20	Notre Dame
1/6	L	10-21	Wisconsin
1/13	W	26-24	at Ohio State (OT)
1/15	W	19-17	at Purdue
1/22	L	10-16	at Michigan
1/27	L	22-29	at Iowa
1/29	L	18-20	Ohio State
2/10	L	11-28	Iowa
2/3	L	25-31	at Indiana
2/17	L	13-27	Michigan
2/20	W	30-26	Indiana
3/3	L	25-31	Indiana
3/5	L	17-29	at Wisconsin
	L	22-24	Purdue

1923-24

Record: 0-16; 0-12 (10th)

Coach: Maury Kent

Captain: Walter Stegman

12/15	L	14-15	Millikin
12/19	L	15-25	at Notre Dame
1/5	L	13-34	Yale
1/9	L	18-26	Chicago
1/12	L	10-25	Wisconsin
1/17	L	18-38	at Illinois
1/25	L	24-39	Indiana
1/26	L	10-15	DePauw
2/12	L	13-30	at Indiana
2/12	L	16-34	at Purdue
2/20	L	25-37	Purdue
2/23	L	16-24	at Minnesota
2/27	L	26-42	at Chicago
3/1	L	13-23	at Wisconsin
3/4	L	35-36	Illinois
3/8	L	20-30	Minnesota

1924-25

Record: 6-10; 4-8 (8th)

Coach: Maury Kent

Captain: John Karstens

12/19	L	13-22	Notre Dame
12/22	W	26-17	Michigan State
12/30	L	15-36	at Notre Dame
1/3	W	30-21	Mercer
1/10	L	16-29	at Michigan
1/14	L	16-27	Illinois
1/19	W	15-14	Minnesota
1/24	L	17-21	at Ohio State
2/7	L	20-35	Iowa



THE 1930-31 BIG TEN CHAMPIONS posted a 16-1 record and notched a school-record 12 consecutive victories to open the season.

2/9	L	16-17	Michigan
2/12	L	20-30	at Illinois
2/17	W	29-7	Chicago
2/23	L	23-34	Ohio State
2/28	W	23-20	at Minnesota
3/7	L	15-26	at Iowa
3/11	W	17-16	at Chicago

1925-26

Record: 5-12; 3-9 (10th)

Coach: Maury Kent

Captain: Frank Mathews

12/15	L	20-30	Notre Dame
12/21	W	42-13	Michigan State
12/30	L	21-38	at Notre Dame
1/2	L	28-30	Kansas State
1/4	W	57-24	Mercer
1/9	L	30-32	Michigan
1/16	L	35-38	at Purdue
1/18	L	31-39	Indiana
1/23	L	27-35	at Wisconsin
1/25	W	37-21	Iowa
2/12	W	27-18	Ohio State
2/16	W	36-26	Wisconsin
2/20	L	11-12	at Iowa
2/27	L	22-36	at Ohio State
3/2	L	28-34	at Indiana
3/3	L	26-36	Purdue
3/8	L	14-46	at Michigan

1926-27

Record: 3-14; 1-11 (9th)

Coach: Maury Kent

Captain: Waldo Fisher

12/11	L	31-39	Wabash
12/18	W	31-25	Drake
12/20	W	32-22	Michigan State
12/30	L	20-28	at Notre Dame
1/3	L	21-27	Notre Dame
1/8	L	23-27	Illinois
1/12	L	27-34	Chicago
1/15	L	18-28	Wisconsin
1/17	L	24-36	Indiana
1/22	L	24-25	at Wisconsin
2/12	L	24-29	at Minnesota
2/16	L	32-46	at Illinois
2/19	L	21-40	at Chicago
2/23	L	19-22	at Purdue

2/26	W	33-25	Minnesota
3/5	L	25-44	at Indiana
3/7	L	36-44	Purdue

1927-28

Record: 12-5; 9-3 (13rd)

Coach: Arthur Lonborg

Captain: Waldo Fisher

12/10	W	40-17	Wabash
12/13	W	53-22	Marquette
12/17	L	34-39	Pittsburgh
12/20	L	22-28	at Notre Dame
12/29	W	25-23	Notre Dame
1/7	W	25-20	Michigan
1/9	W	37-32	at Iowa
1/12	W	15-14	at Chicago
1/19	L	38-43	at Ohio State
1/30	W	25-22	Minnesota
2/8	L	20-32	at Illinois
2/13	W	49-28	Iowa
2/18	W	41-36	at Minnesota
2/25	L	27-45	at Michigan
2/28	W	39-18	Chicago
3/1	W	39-31	Illinois
3/5	W	43-21	Ohio State

1928-29

Record: 12-5; 7-5 (4th)

Coach: Arthur Lonborg

Captain: Harold Gleichmann

12/8	W	35-20	Wabash
12/14	W	30-24	Pittsburgh
12/18	W	18-14	at Notre Dame
12/31	W	41-17	Penn State
1/5	L	20-32	at Michigan
1/7	L	28-31	Ohio State
1/12	L	30-46	at Purdue
1/14	W	27-24	at Ohio State
1/17	W	28-27	Iowa
1/26	W	27-24	Notre Dame
2/5	W	31-30	at Indiana
2/11	W	24-23	Michigan
2/16	W	35-30	Purdue
2/18	L	23-37	at Wisconsin
2/23	L	25-31	Wisconsin
2/25	W	28-26	Indiana
3/2	W	38-33	at Iowa

1929-30

Record: 8-8; 6-6 (6th)

Coach: Arthur Lonborg

Captain: Charles "Rut" Walter

12/9	W	30-14	Cornell (Iowa)
12/14	L	30-38	Pittsburgh
12/19	W	30-28	at Notre Dame (OT)
12/31	L	19-22	Notre Dame
1/4	W	23-14	Wisconsin
1/11	W	32-27	at Minnesota
1/13	L	22-39	Purdue
1/18	L	22-36	at Indiana
1/25	W	37-17	at Chicago
2/10	L	24-30	Illinois
2/12	L	31-39	Indiana
2/15	L	22-29	at Wisconsin
2/17	W	47-17	Minnesota
2/22	W	34-32	at Illinois
2/26	L	16-29	at Purdue
3/4	W	39-24	Chicago

1930-31 BIG TEN CHAMPIONS

Record: 16-1; 11-1 (1st)

Coach: Arthur Lonborg

Captain: Bert Riel

12/8	W	36-23	Bradley
12/12	W	44-29	at Notre Dame
12/20	W	31-22	Carleton
12/31	W	32-10	Alabama
1/3	W	20-17	Notre Dame
1/10	W	27-22	Michigan
1/12	W	29-27	at Illinois
1/19	W	26-21	at Michigan
1/24	W	35-22	Ohio State
2/7	W	31-16	Chicago
2/9	W	35-26	Minnesota
2/14	W	27-15	at Chicago
2/16	L	28-35	Illinois
2/21	W	40-30	at Iowa
2/23	W	45-23	at Minnesota
2/28	W	32-18	at Ohio State
3/2	W	41-16	Iowa

YEAR-BY-YEAR RESULTS

1931-32

Record: 13-5; 9-3 (t2nd)

Coch: Arthur Lonborg

Captain: Robert McCarnes

12/6	W	33-19	Bradley
12/11	W	22-20	USC
12/17	W	33-16	Knts. Columbus (C)
12/19	W	39-17	Washington (Mo.)
12/21	L	25-32	at Notre Dame
12/31	L	21-22	Notre Dame
1/4	W	31-30	Wisconsin (OT)
1/9	W	29-23	Indiana
1/11	W	32-26	at Iowa
1/16	W	21-20	Michigan
1/18	W	28-24	at Wisconsin
1/23	W	25-24	Ohio State
2/8	W	29-25	at Indiana
2/13	L	25-30	Iowa
2/20	L	33-48	at Purdue
2/22	W	30-26	at Michigan
2/29	W	26-19	at Ohio State
3/5	L	17-31	Purdue

1932-33 BIG TEN CHAMPIONS

Record: 15-4; 10-2 (t1st)

Coch: Arthur Lonborg

Captain: Joseph Reiff

12/5	W	44-19	Bradley
12/10	W	36-29	Marquette
12/16	W	31-22	Pittsburgh
12/19	L	25-28	at Notre Dame
12/31	W	33-29	Notre Dame
1/7	L	25-27	at Illinois
1/9	W	35-28	Purdue
1/14	W	52-24	at Chicago
1/16	W	40-22	Wisconsin
1/21	W	30-27	Illinois
2/4	W	31-24	Wabash
2/6	W	32-28	at Indiana
2/13	W	41-25	Minnesota
2/18	W	57-23	Chicago
2/20	L	40-42	at Purdue
2/25	W	30-28	at Wisconsin
2/27	W	45-32	Indiana
3/2	L	24-26	at Marquette
3/4	W	38-29	at Minnesota

1933-34

Record: 11-8; 8-4 (t2nd)

Coch: Arthur Lonborg

Captains: Nelson Culver, Donald Brewer

12/6	W	40-19	Bradley
12/9	L	24-28	at Notre Dame
12/12	L	22-24	at Marquette
12/16	L	23-27	Pittsburgh
12/21	W	35-22	Nebraska
12/30	L	21-37	Notre Dame
1/6	L	28-41	at Iowa
1/8	W	33-26	Minnesota
1/13	W	32-25	at Ohio State
1/15	W	44-23	Michigan
1/20	L	20-34	at Illinois
1/22	W	42-31	Ohio State
1/27	L	30-31	at Minnesota
2/5	W	24-23	Wabash
2/10	L	34-36	Chicago
2/12	W	35-29	Iowa
2/19	W	32-25	Illinois
2/26	W	29-25	at Michigan
3/2	W	30-22	at Chicago

1934-35

Record: 10-10; 3-9 (8th)

Coch: Arthur Lonborg

Captains: Lyle Fisher, Albert Kawal

12/3	W	48-33	Carleton
12/7	W	35-29	Wabash

12/14	W	42-28	Pittsburgh
12/18	W	26-25	at Notre Dame
12/22	W	39-26	Michigan State
	W	41-36	Butler
1/7	L	9-16	at Wisconsin
1/12	L	35-38	Iowa
1/14	L	31-33	at Purdue
1/19	W	36-31	Wisconsin
1/21	L	11-19	at Michigan
1/26	L	19-29	Ohio State
2/9	L	26-28	Notre Dame
2/11	L	29-41	Ohio State
2/16	W	34-23	at Marquette
2/18	W	26-16	Michigan
2/23	L	32-36	at Indiana
3/2	W	40-22	Indiana
3/4	L	33-35	at Iowa
3/9	L	24-38	Purdue

1935-36

Record: 13-6-1; 7-5 (t3rd)

Coch: Arthur Lonborg

Captain: Norman Vance

12/6	W	56-27	Carleton
12/13	W	38-30	Pittsburgh
12/16	L	29-40	at Notre Dame
12/21	W	29-25	Michigan State
12/28	W	34-19	California
12/31	T	20-20	Notre Dame
1/4	W	37-15	at Marquette
1/11	L	24-27	at Indiana
1/13	W	45-24	Minnesota
1/18	W	40-28	at Illinois
1/20	L	29-30	at Minnesota
1/29	W	42-27	Chicago
2/1	W	53-38	Butler
2/15	L	27-31	at Purdue
2/17	L	38-39	Illinois
2/22	W	45-40	Purdue
2/24	W	33-28	at Wisconsin
2/29	L	34-41	Indiana
3/2	W	49-26	Wisconsin
3/7	W	34-33	at Chicago

1936-37

Record: 11-9; 4-8 (7th)

Coch: Arthur Lonborg

Captain: Mike McMichael

12/7	W	44-19	Carleton
12/11	W	37-28	Pittsburgh

12/16	W	38-19	at Notre Dame
12/19	W	38-26	Western Michigan
12/31	L	23-24	Notre Dame
1/4	W	47-38	at Illinois
1/9	L	26-33	Iowa
1/11	L	31-34	at Michigan
1/16	W	44-21	at Chicago
1/18	L	23-36	Minnesota
1/23	W	44-29	Michigan State
2/6	W	37-34	Marquette
2/8	L	29-39	at Iowa
2/13	W	38-31	Bradley
2/15	L	30-33	at Ohio State
2/20	L	32-34	Michigan
2/22	W	44-29	Ohio State
2/27	W	34-27	Chicago
3/1	L	33-34	at Minnesota
3/6	L	26-32	Illinois

1937-38

Record: 10-10; 7-5 (t3rd)

Coch: Arthur Lonborg

Captain: Fred Trenkle

12/3	W	53-23	Carleton
12/7	W	31-27	at Marquette
12/10	L	22-27	Pittsburgh
12/18	L	27-30	at Notre Dame
	L	21-30	at Butler
12/31	L	29-40	Notre Dame
1/3	W	47-38	Wisconsin
1/4	L	36-43	California
1/8	W	35-34	Ohio State
1/10	W	36-28	at Iowa
1/15	W	32-29	at Indiana
1/17	L	26-37	at Purdue
1/22	W	30-29	Michigan
2/5	W	28-26	Bradley
2/12	W	27-23	at Wisconsin
2/19	W	52-41	Indiana
2/21	L	25-26	Iowa
2/28	L	36-41	at Ohio State
3/5	L	39-42	Purdue
3/7	L	22-30	at Michigan

1938-39

Record: 7-13; 5-7 (6th)

Coch: Arthur Lonborg

Captain: Robert Voigts

12/7	W	45-23	Carleton
12/10	L	37-48	Pittsburgh

12/17	L	41-49	at St. John's
12/19	L	29-32	at Temple
12/22	L	30-48	at Notre Dame
12/31	W	43-39	Notre Dame
1/7	L	24-35	at Purdue
1/9	L	28-37	Michigan
1/14	L	33-38	Ohio State
1/16	W	32-31	Minnesota
2/2	L	26-36	Marquette
2/4	W	27-25	Iowa
2/11	W	34-31	at Chicago
2/13	W	37-27	Wisconsin
2/18	L	37-44	at Indiana
2/20	L	26-30	at Ohio State
2/25	W	36-34	Illinois
2/27	L	26-41	at Iowa
3/6	L	26-32	at Michigan

1939-40

Record: 13-7, 7-5 (t4th)

Coch: Arthur Lonborg

Captain: Addington Vance

12/5	W	30-14	Carleton
12/14	W	41-29	Washington State
12/16	W	39-33	Pittsburgh
	W	42-26	Princeton
12/30	W	47-37	Notre Dame
1/6	L	29-40	Purdue
1/8	W	46-38	at Minnesota
1/13	W	44-28	Chicago
1/15	L	31-32	at Ohio State
1/20	L	30-46	at Marquette
1/27	L	27-56	at Notre Dame
2/8	W	32-20	at Butler
2/10	W	47-34	Michigan
2/12	L	33-35	at Illinois
2/17	W	40-36	Indiana
2/19	L	52-58	Ohio State
2/24	W	39-29	Iowa
2/26	L	34-39	at Michigan
3/2	W	47-44	at Wisconsin
3/4	W	43-34	at Iowa

1940-41

Record: 7-11; 3-9 (9th)

Coch: Arthur Lonborg

Captain: Al Butherus

12/9	W	35-32	Wabash
12/18	L	31-32	at Butler
12/21	W	48-28	Pittsburgh



THE 1932-33 BIG TEN CHAMPIONS went 15-4 with one of the losses coming by three points while the three others were decided by just two points.

YEAR-BY-YEAR RESULTS



12/31	W	46-36	Notre Dame
1/4	W	34-23	Princeton
1/11	L	40-46	at Ohio State
1/13	L	32-52	at Indiana
1/18	L	41-42	Illinois (OT)
1/20	L	41-52	at Iowa
1/25	W	45-34	Michigan
2/8	L	36-47	at Notre Dame
2/10	L	46-48	Wisconsin
2/15	W	41-36	at Chicago
2/18	L	34-55	Minnesota
2/22	L	29-35	Ohio State
2/24	L	39-45	at Michigan
3/1	W	45-36	Iowa
3/3	L	20-38	at Purdue

1941-42
Record: 8-13; 5-10 (t7th)
Coach: Arthur Lonborg
Captain: Henry Clason

12/8	W	61-39	Western Michigan
12/13	W	46-40	Butler
12/20	W	44-32	Pittsburgh (C)
12/31	L	36-40	Notre Dame
1/3	W	50-40	Indiana
1/5	W	49-38	Minnesota
1/10	W	69-50	at Chicago
1/12	L	32-34	Michigan
1/14	L	38-47	at Great Lakes
1/17	L	46-49	Wisconsin (C)
1/19	L	41-51	at Ohio State
1/20	L	43-61	at Notre Dame
2/7	L	33-41	at Illinois
2/9	L	41-50	Purdue
2/14	L	44-46	Iowa
2/16	W	47-46	Chicago
2/21	L	47-59	at Wisconsin
2/23	L	42-56	Purdue
2/28	L	49-63	Illinois (C)
3/3	W	49-45	at Indiana
3/7	L	42-61	at Minnesota

1942-43
Record: 8-9; 7-5 (3rd)
Coach: Arthur Lonborg
Captain: Russ Wendland

12/7	L	42-52	Western Michigan
12/12	L	44-53	Notre Dame (C)
1/3	W	59-47	Great Lakes
1/9	L	65-67	Wisconsin (C)
1/11	W	49-32	Michigan
1/16	L	36-49	Notre Dame (C)
1/25	L	46-47	at Minnesota
2/1	L	51-68	at Illinois
2/6	W	67-40	Purdue (C)
2/8	L	36-57	at Great Lakes
2/13	W	52-33	Iowa
2/15	W	52-50	Iowa
2/20	W	63-29	at Chicago
2/22	W	56-54	at Wisconsin
2/27	L	44-86	Illinois (C)
3/1	L	41-53	at Michigan
3/6	W	63-54	at Ohio State

1943-44
Record: 12-7; 8-4 (t4th)
Coach: Arthur Lonborg
Captain: Otto Graham

	L	45-47	Western Michigan
12/18	W	48-32	Notre Dame (C)
12/31	W	54-36	Great Lakes
1/7	W	57-47	at Michigan
1/8	W	60-38	Wisconsin (C)
1/14	W	77-20	at Chicago
1/21	W	43-36	Notre Dame (C)
1/22	W	42-40	Ohio State
1/24	L	36-46	at Great Lakes

1/29	W	43-35	Iowa Pre-Flight (C)
2/4	L	47-50	at Wisconsin (2OT)
2/5	W	57-32	Minnesota (C)
2/11	W	42-29	at Illinois
2/12	L	43-51	Camp Grant (C)
2/19	L	45-50	Michigan
2/25	L	47-50	Illinois (C)
2/26	W	51-45	at Purdue
3/3	L	39-45	at Iowa
3/4	W	42-41	at Iowa

1944-45
Record: 7-12; 4-8 (t6th)
Coach: Arthur Lonborg
Captain: Ben Schadler

12/9	W	56-43	DePauw
12/16	W	58-44	Marquette (C)
12/23	W	68-54	Western Michigan
12/26	L	38-41	Great Lakes
1/6	W	52-37	at Wisconsin
1/12	W	52-33	Minnesota
1/13	L	46-53	at Ohio State
1/19	L	42-51	at Illinois
1/20	L	48-52	at Purdue (OT)
1/27	L	43-44	Wisconsin (C)
1/30	L	39-58	at Great Lakes
2/2	L	49-59	Purdue (C)
2/3	L	37-56	Notre Dame (C)
2/9	W	49-34	at Michigan
2/10	L	32-36	Ohio State (C)
2/16	L	45-46	Michigan (C) (OT)
2/17	L	37-43	at Minnesota
2/24	W	57-45	Illinois (C)
2/27	L	66-71	at Notre Dame

1945-46
Record: 15-5; 8-4 (t3rd)
Coach: Arthur Lonborg
Captain: Max Morris

12/10	W	67-36	DePauw
12/15	W	64-35	Marquette
12/21	W	47-46	Western Mich. (C)
12/31	W	51-50	Great Lakes
1/3	W	61-41	Brigham Young
1/7	W	52-44	at Purdue
1/12	W	60-41	Michigan
1/14	L	38-45	at Illinois
1/19	L	37-56	at Michigan
1/21	W	44-42	at Great Lakes
1/26	W	56-34	Wisconsin (C)
1/28	L	41-47	at Ohio State
2/1	W	63-54	Purdue (C)
2/2	W	56-55	Notre Dame (C)
2/8	W	72-49	Minnesota
2/9	W	63-58	at Wisconsin
2/16	W	48-43	Illinois (C)
2/18	W	52-50	at Minnesota
2/23	L	46-53	Ohio State (C)
2/26	L	50-57	at Notre Dame

1946-47
Record: 7-13; 2-10 (9th)
Coach: Arthur Lonborg
Captain: Ben Schadler

12/5	W	59-45	Ripon
12/14	W	63-49	Marquette (C)
12/16	W	39-37	Pittsburgh
12/19	W	65-51	North Carolina (C)
12/21	L	44-48	USC (C)
12/31	W	44-40	Butler
1/4	L	31-39	at Michigan
1/11	L	40-55	at Illinois
1/13	L	41-49	Michigan
1/8	L	49-60	at Ohio State
1/25	W	59-40	Iowa (C)
1/27	L	44-45	at Wisconsin
2/1	L	61-63	at Minnesota (OT)

2/8	W	54-53	Purdue (C)
2/11	L	44-52	Notre Dame (C)
2/15	L	42-54	Wisconsin (C)
2/17	L	43-69	at Indiana
2/22	L	51-52	Illinois (C)
2/28	L	42-62	Ohio State (C)
3/1	L	53-55	Notre Dame (C)

1947-48
Record: 6-14; 3-9 (t8th)
Coach: Arthur Lonborg
Captain: Charles Tourek

12/6	W	52-51	Butler
12/13	L	55-61	Notre Dame (C)
12/20	L	46-52	USC (C)
	L	50-60	Yale
12/31	L	41-49	Missouri
1/3	L	60-64	at Ohio State
1/5	L	47-52	at Illinois
1/10	W	63-46	Western Michigan
1/12	W	51-48	Michigan
1/17	L	41-52	at Purdue
1/19	W	68-38	Marquette
1/24	L	48-59	Notre Dame (C) (OT)
1/31	L	37-53	at Michigan
2/2	L	54-57	at Iowa
2/7	L	62-68	Wisconsin (C)
2/9	W	47-45	Ohio State
2/14	L	51-53	Minnesota (C)
2/21	W	47-42	Indiana (C)
2/23	L	54-59	at Wisconsin
2/28	L	43-60	Illinois (C)

1948-49
Record: 5-16; 2-10 (9th)
Coach: Arthur Lonborg

Captains: Bill Sticklen, Chet Strumillo

12/4	L	51-52	Western Michigan
12/11	L	44-55	Notre Dame (C)
12/18	W	68-43	Navy (C)
12/21	L	44-49	at UCLA
12/23	W	38-35	at USC
1/1	L	49-52	Dartmouth
1/2	L	37-59	at Missouri
1/8	L	56-68	at Ohio State
1/15	L	40-53	at Michigan
1/22	W	65-44	Iowa (C)
1/25	W	70-38	Marquette
1/29	L	54-60	Purdue (C)
1/31	L	40-61	at #5 Minnesota
2/5	L	46-54	Michigan (C)
2/7	L	66-85	at #4 Illinois
2/12	L	52-56	Wisconsin (C)
2/14	L	41-56	at Indiana
2/19	W	62-50	Ohio State (C)
2/21	L	46-57	at Wisconsin
2/26	L	64-81	#4 Illinois (C)
3/5	L	56-59	Notre Dame (C)

1949-50
Record: 10-12; 3-9 (t8th)
Coach: Arthur Lonborg

Captains: Robert Hughes, James Barr

12/1	W	54-43	Western Michigan
12/5	W	58-55	Ripon
12/10	L	63-67	Colorado (C)
12/17	W	66-56	Notre Dame (C)
12/19	L	54-64	at Iowa State
12/23	W	68-46	Michigan State (C)
12/29	W	64-58	UCLA
12/31	W	68-49	Princeton
1/7	W	60-58	at Purdue (OT)
1/9	W	60-53	#10 Minnesota (C)
1/14	L	51-61	at #15 Ohio State
1/16	L	50-76	at Illinois
1/21	L	56-61	at Iowa
1/28	L	57-64	Notre Dame (C)

2/4	L	59-64	#12 Indiana (C)
2/6	L	44-59	at Michigan
2/11	L	59-66	Wisconsin (C)
2/18	L	46-68	#3 Ohio State (C)
2/20	W	61-52	Marquette
2/25	W	76-53	Michigan (C)
2/27	L	53-67	at Wisconsin
3/4	L	52-69	Illinois (C)

1950-51
Record: 12-10; 7-7 (t4th)
Coach: Harold Olson

Captains: Ray Ragelis, Jake Fendley

12/2	W	64-62	Western Michigan
	W	70-60	at Butler
12/16	L	76-82	Notre Dame (C)
12/20	W	70-61	at Rice
12/21	L	49-67	at Tulane
12/28	W	81-69	at Marquette
12/30	L	73-76	Notre Dame
1/6	L	62-67	Michigan State
1/8	W	67-64	at Michigan
1/13	W	73-70	Iowa
1/15	L	56-68	at Wisconsin
1/20	W	81-75	Ohio State
1/27	W	97-79	Purdue
1/29	W	78-67	at Ohio State
2/3	W	54-53	#17 Kansas (C)
2/5	L	55-73	at Iowa
2/10	W	60-56	Michigan
2/12	L	48-52	at Michigan State
2/17	L	63-94	at #6 Indiana
2/24	L	68-73	Minnesota
2/26	W	84-83	at Purdue
3/3	L	76-80	#6 Illinois (C)

1951-52
Record: 7-15; 4-10 (t8th)
Coach: Harold Olson

Captain: Bernard Brady

12/3	W	93-57	Butler
12/10	W	80-77	Western Michigan
12/11	L	54-65	at #14 Notre Dame
12/28	L	64-71	vs. Washington State
12/29	L	60-83	at Washington
12/31	L	58-69	at Oregon State
1/5	W	75-70	Ohio State
1/7	L	49-82	at #20 Michigan State
1/12	W	85-83	Purdue
1/14	L	64-78	at #10 Iowa
1/15	L	58-74	Wisconsin
1/21	W	59-57	at Michigan
1/26	L	56-74	at Minnesota (16)
2/2	W	86-76	Michigan State
2/4	L	69-75	Notre Dame
2/9	L	69-71	Michigan
2/12	L	61-79	at Ohio State
2/16	L	85-96	#20 Indiana
2/18	L	65-72	at Purdue
2/25	W	87-56	Ripon
3/1	L	68-77	#7 Iowa
3/3	L	74-95	at #2 Illinois

1952-53
Record: 6-16; 5-13 (8th)
Coach: Waldo Fisher

Captain: Larry Dellefield

12/6	L	79-95	Western Michigan
12/22	W	90-72	Butler
12/27	L	47-52	Michigan State
12/29	L	70-82	at Ohio State
12/31	L	57-62	#19 Notre Dame
1/3	W	71-65	at #9 Minnesota
1/10	W	84-57	Michigan
1/12	L	58-83	at #4 Illinois
1/17	L	56-78	Wisconsin
1/19	L	68-69	at Iowa

YEAR-BY-YEAR RESULTS

1/24 L 63-76 at Michigan State
 1/26 W 82-73 Ohio State
 1/31 W 84-65 Purdue
 2/2 L 69-72 Minnesota
 2/7 L 84-88 #2 Indiana
 2/14 L 73-81 at Purdue
 2/21 L 67-83 at Notre Dame
 2/27 W 85-84 at Michigan
 2/28 L 78-93 Iowa
 3/2 L 88-90 at #2 Indiana (OT)
 3/7 L 58-74 at Wisconsin
 3/9 L 70-86 #10 Illinois

1953-54
Record: 9-13; 6-8 (t5th)
Coach: Waldo Fisher
Captain: John Biever

12/5 W 69-53 Western Michigan
 12/7 L 66-75 at Notre Dame
 12/19 L 68-70 at Tulane
 12/21 L 51-79 at #5 LSU
 12/26 W 76-57 Yale
 12/28 W 70-57 Butler
 12/31 L 50-52 Notre Dame
 1/4 L 65-66 #8 Illinois
 1/9 W 72-60 Michigan
 1/11 L 47-64 at Wisconsin
 1/16 L 63-78 at Purdue
 1/23 L 78-82 #9 Minnesota
 1/25 L 52-65 at Iowa
 1/29 L 60-78 at Butler
 2/1 L 62-65 at Michigan State
 2/8 W 89-71 Ohio State
 2/13 W 100-90 #3 Indiana (OT)
 2/15 W 84-73 at Michigan
 2/20 W 90-72 Purdue
 2/22 W 80-71 Michigan State
 2/27 L 69-81 at Minnesota
 3/1 L 82-84 at #20 Illinois

1954-55
Record: 12-10; 7-7 (5th)
Coach: Waldo Fisher
Captain: Walter Stoepelwerth

12/4 W 87-63 Western Michigan
 12/8 L 69-79 at #9 Notre Dame

12/18 W 77-63 Tulane
 12/20 W 83-66 LSU
 12/22 L 62-83 at Butler
 12/27 W 81-74 Butler
 12/31 W 93-83 Princeton
 1/3 W 74-72 #11 Minnesota
 1/8 L 77-78 at Purdue
 1/15 L 74-82 Notre Dame
 1/17 W 93-88 Purdue (OT)
 1/22 W 93-73 #19 Iowa
 1/24 L 82-102 at #14 Minnesota
 1/29 L 90-91 at Ohio State
 1/31 W 96-81 Michigan
 2/5 L 89-104 at #10 Illinois
 2/12 W 56-54 Michigan State
 2/14 L 70-72 at Michigan
 2/19 W 85-78 at Indiana
 2/21 L 69-71 at Michigan State
 2/26 W 80-72 Wisconsin
 3/5 L 69-81 #17 Illinois

1955-56
Record: 2-20; 1-13 (10th)
Coach: Waldo Fisher
Captain: Dick Mast

12/3 L 67-72 Western Michigan
 12/5 L 70-91 at Kansas
 12/10 L 61-71 Notre Dame
 12/20 L 81-85 at Indiana
 12/21 L 61-63 at Oregon State
 12/27 L 65-88 Princeton
 12/29 W 74-60 Dartmouth
 1/2 L 81-94 at Indiana
 1/7 L 54-68 at Purdue
 1/14 L 76-94 Michigan
 1/16 L 72-86 at Notre Dame
 1/23 L 42-91 at #11 Ohio State
 1/28 L 67-83 at Minnesota
 1/30 L 68-78 Purdue
 2/4 L 55-79 Wisconsin
 2/11 L 65-70 #17 Iowa
 2/13 L 72-83 Ohio State
 2/20 L 93-96 at Michigan State
 2/25 L 82-84 Indiana
 2/27 L 68-86 at #13 Iowa
 3/3 L 70-76 at Wisconsin

3/5 W 83-82 #2 Illinois

1956-57
Record: 6-16; 2-12 (10th)
Coach: Waldo Fisher

Captains: Glen Lose, Bill Schulz

12/1 W 99-60 Western Michigan
 12/3 L 67-87 at Kansas
 12/8 L 71-73 Pittsburgh
 12/10 W 75-60 at Notre Dame
 12/28 W 79-77 vs. Wyoming*
 12/29 L 84-94 at Detroit*
 12/31 W 73-63 Yale
 1/5 W 75-54 Wisconsin
 1/7 L 61-82 Notre Dame
 1/12 L 63-64 at Michigan
 1/14 L 57-77 at Purdue
 1/19 L 62-73 Minnesota
 1/21 W 70-63 Iowa
 1/26 L 73-83 at #12 Ohio State
 1/28 L 77-81 Purdue
 2/2 L 63-77 Michigan State
 2/4 L 56-74 at Indiana
 2/11 L 97-104 at #15 Illinois
 2/16 L 74-87 #18 Indiana
 2/23 L 66-74 at Iowa
 3/2 L 70-84 Ohio State
 3/4 L 69-82 at Wisconsin
 * Motor City Classic, Detroit, Mich.

1957-58
Record: 13-9; 8-6 (t4th)
Coach: William Rohr
Captain: Nick Mantis

12/2 W 97-78 at Western Michigan
 12/7 L 65-71 Kansas
 12/9 W 74-58 South Dakota State
 12/21 W 64-46 South Dakota
 12/26 L 68-71 at #13 N.C. State*
 12/27 W 80-70 vs. Duquesne*
 12/28 W 66-53 vs. #18 Saint Louis*
 12/31 L 66-71 Notre Dame
 1/4 L 65-68 at Indiana
 1/11 W 93-72 Michigan
 1/13 W 82-80 at Iowa (OT)
 1/18 L 78-83 #18 Michigan State

1/25 L 60-74 at #15 Michigan State
 1/27 W 85-76 Minnesota
 2/1 L 98-102 at Illinois (OT)
 2/3 L 72-84 at Purdue
 2/10 W 78-76 Ohio State
 2/15 W 76-75 at Minnesota
 2/22 W 75-66 at Michigan
 2/24 L 78-86 Iowa
 3/1 W 82-65 Wisconsin
 3/8 W 88-72 Illinois
 * Dixie Classic, Raleigh, N.C.

1958-59
Record: 15-7; 8-6 (t2nd)
Coach: William Rohr
Captains: Nick Mantis, Joe Ruklick

12/1 W 102-60 Western Michigan
 12/6 W 66-62 Maryland
 12/8 W 68-63 at Notre Dame
 12/19 W 73-68 at Louisville* (10)
 12/20 L 64-78 vs. #10 N. Carolina* (6)
 12/22 W 75-69 Washington (6)
 12/27 W 118-109 #5 W. Va. (C) (2OT) (12)
 12/31 W 102-67 Notre Dame (6)
 1/3 W 80-77 Iowa (6)
 1/5 W 83-78 at Michigan (6)
 1/10 L 69-76 Indiana (8)
 1/17 L 77-88 at Ohio State (11)
 1/19 L 67-71 Minnesota (11)
 1/24 W 99-96 at Iowa (OT) (18)
 1/31 L 72-81 at #8 Michigan State
 2/7 W 88-79 Illinois
 2/14 L 63-65 #20 Purdue (OT)
 2/16 L 68-71 #12 Michigan State
 2/21 W 87-84 Michigan
 2/23 W 79-62 at Minnesota
 2/28 W 86-82 at Wisconsin
 3/8 W 84-81 at Illinois
 * Bluegrass Festival, Louisville, Ky.

1959-60
Record: 11-12; 8-6 (t3rd)
Coach: William Rohr
Captain: Willie Jones

12/1 W 80-66 Western Michigan
 12/5 L 67-76 Kansas
 12/9 L 88-93 Notre Dame (2OT)
 12/19 W 78-74 Boston University
 12/21 L 60-79 at Washington
 12/22 L 61-67 at Washington
 12/28 L 62-81 at #20 USC*
 12/29 L 79-92 vs. #8 Illinois*
 12/30 W 79-72 vs. Michigan*
 1/4 W 61-57 #7 Indiana
 1/9 L 59-73 at Iowa
 1/11 W 77-69 at Wisconsin
 1/16 L 64-81 at #5 Ohio State
 1/23 W 62-61 Minnesota
 2/1 L 58-76 at Indiana
 2/6 L 58-77 #4 Ohio State
 2/8 W 66-64 at Minnesota
 2/13 W 83-75 at Michigan
 2/20 L 70-75 Purdue
 2/22 W 71-69 Michigan State
 2/27 W 68-66 at Purdue
 2/29 W 73-59 Wisconsin
 3/5 L 77-84 Illinois
 * Pacific Coast Tournament, Los Angeles, Calif.



NORTHWESTERN'S 1958-59 SQUAD was ranked in the *Associated Press* poll for a school-record seven consecutive weeks, won nine of its first 10 games and finished second in the Big Ten.

YEAR-BY-YEAR RESULTS



1960-61

Record: 10-12; 6-8 (6th)

Coach: William Rohr

Captain: Brad Snyder

12/1	W	73-72	Western Michigan
12/3	L	69-86	at Kansas
12/5	L	60-78	at Wichita State
12/10	L	72-73	Missouri
12/19	L	40-62	California (C)
12/20	W	53-45	Washington
12/28	W	87-71	Dartmouth
12/31	W	59-56	Notre Dame
1/7	L	64-79	at Purdue
1/14	L	45-79	#1 Ohio State
1/16	L	54-66	at Minnesota
1/21	W	77-62	at Michigan State
1/23	W	64-62	Purdue
1/28	L	59-66	Minnesota
2/4	L	78-90	at Indiana
2/11	W	54-52	Wisconsin
2/13	L	65-89	at #1 Ohio State
2/18	W	78-72	at Illinois
2/25	W	66-56	Michigan
2/27	W	60-58	Indiana
3/4	L	61-75	at Wisconsin
3/11	L	62-63	#8 Iowa

1961-62

Record: 8-15; 3-11 (9th)

Coach: William Rohr

Captain: Ralph Wells

12/2	W	61-56	at Western Michigan
12/4	L	58-59	at Notre Dame (OT)
12/6	L	56-61	Wichita State
12/9	L	69-84	at Missouri
12/16	W	59-56	Creighton
12/19	W	65-64	Colorado
12/23	W	93-74	Brown
12/27	W	64-62	Princeton (OT)
12/30	L	77-80	Manhattan (C)
1/6	L	62-85	#1 Ohio State
1/8	L	69-74	at Iowa
1/13	L	74-90	at Purdue
1/20	L	60-72	Iowa
1/27	W	71-70	at Michigan State
1/29	L	71-72	Indiana
2/3	L	61-97	at #1 Ohio State
2/10	W	84-66	Michigan
2/12	L	70-88	at Illinois
2/17	L	64-73	at Minnesota
2/24	L	64-65	Wisconsin
2/26	W	71-64	Michigan State
3/3	L	71-82	at Michigan
3/10	L	68-73	Illinois

1962-63

Record: 9-15; 6-8 (7th)

Coach: William Rohr

Captain: Bill Gibbs

12/1	W	83-74	Western Michigan
12/3	W	57-55	at Pittsburgh
12/8	L	64-69	at Colorado
12/15	L	60-71	at Kentucky
12/17	L	75-80	at SMU
12/20	L	63-70	UCLA
12/22	L	57-62	Kansas
12/26	W	62-61	vs. #9 Stanford*
12/27	L	50-75	vs. Colorado State*
12/28	L	52-69	vs. Saint Louis*
1/5	L	75-78	at Michigan
1/14	L	76-78	#5 Illinois
1/19	L	68-80	at Michigan State
1/26	W	96-82	Purdue
1/28	L	70-72	at Ohio State
2/2	W	100-87	at Indiana
2/9	L	65-66	Iowa (2OT)
2/16	L	65-78	at Wisconsin

2/18	W	63-62	Michigan
2/23	W	71-66	Minnesota
2/25	L	45-50	#5 Ohio State
3/2	L	76-66	at Iowa
3/4	L	73-79	at #6 Illinois
3/9	W	100-83	Michigan State

* Los Angeles Classic, Los Angeles, Calif.

1963-64

Record: 8-13; 6-8 (16th)

Coach: Larry Glass

Captains: Rich Falk, Rick Lopossa

11/30	W	80-78	Western Michigan
12/7	L	63-95	#9 Kentucky
12/10	L	66-75	#2 NYU (C)
12/14	W	88-79	SMU
12/21	L	68-70	Notre Dame
12/27	L	69-91	at La Salle*
12/28	L	82-88	vs. #1 Loyola (Ill.)*
1/4	L	73-85	at #5 Michigan
1/6	W	79-65	Indiana
1/11	W	76-63	Wisconsin
1/18	L	74-76	at Minnesota
1/25	W	82-76	Minnesota
2/1	L	71-73	at Illinois
2/8	W	93-86	Michigan State
2/11	W	72-64	at Wisconsin
2/15	L	84-93	at Purdue
2/22	L	61-72	Ohio State
2/24	W	98-76	Iowa
2/29	L	97-107	at Michigan State
3/7	L	73-76	Purdue
3/9	L	68-76	at Indiana

* Quaker City Tournament, Philadelphia, Pa.

1964-65

Record: 7-17; 3-11 (9th)

Coach: Larry Glass

Captain: Don Jackson

12/1	W	95-81	at Western Michigan
12/5	W	58-55	at #18 Kansas
12/9	L	75-83	at Evansville
12/12	W	87-80	Colorado
12/19	L	70-82	Creighton
12/23	L	67-88	Ohio
12/26	L	69-87	Drake (C)
12/28	W	70-65	vs. Washington State*
12/29	L	65-67	vs. Oregon State*
12/30	L	74-82	vs. Oregon*
1/9	L	73-86	at #2 Indiana
1/16	L	68-90	#2 Michigan
1/23	W	76-75	at Michigan State
1/30	W	77-75	Michigan State
2/2	L	66-70	at Minnesota
2/6	L	72-78	at Iowa
2/13	L	76-86	#8 Indiana
2/15	L	87-92	Purdue
2/20	L	77-88	Minnesota
2/23	L	87-93	Wisconsin (OT)
2/27	L	87-100	at Ohio State
3/2	L	70-93	Illinois
3/6	L	76-88	Wisconsin
3/8	W	87-82	at Purdue

* Far West Classic, Portland, Ore.

1965-66

Record: 12-12; 7-7 (5th)

Coach: Larry Glass

Captain: Jim Pitts

12/4	W	62-60	Ohio
12/6	L	55-70	at Colorado
12/11	L	75-86	at Kentucky
12/18	W	61-48	Tulane
12/20	W	67-60	vs. Missouri*
12/21	W	73-71	vs. Texas*
12/23	L	58-59	#4 Vanderbilt
12/27	L	63-75	at USC√

12/29	L	75-105	vs. Syracuse√
12/30	W	98-86	vs. LSU√
1/8	W	111-97	Purdue
1/10	L	58-70	at #7 Iowa
1/15	L	86-93	Michigan
1/22	L	73-79	at Ohio State
1/29	L	68-77	Michigan State
2/1	L	76-86	at Minnesota
2/7	W	80-77	at Illinois
2/12	W	81-73	Iowa
2/19	W	83-82	at Indiana
2/21	W	76-65	Wisconsin
2/26	W	78-77	Ohio State
2/28	L	62-90	at Wisconsin
3/5	L	92-105	at Michigan
3/7	W	84-76	Illinois

* Memphis State Classic, Memphis, Tenn.
√ Los Angeles Classic, Los Angeles, Calif.

1966-67

Record: 11-11; 7-7 (5th)

Coach: Larry Glass

Captains: Jim Burns, Ron Kozlicki

12/3	W	93-67	Ohio
12/5	W	120-83	Ball State
12/10	L	116-118	#3 Kentucky
12/19	W	121-116	at Tulane
12/21	L	92-116	at #10 Vanderbilt
12/26	W	62-60	vs. St. John's*
12/27	L	79-91	vs. Providence*
12/28	L	87-91	vs. Rhode Island*
1/7	W	93-73	at Michigan
1/10	W	104-96	Illinois
1/21	W	90-88	Iowa
1/30	W	100-77	Ohio State
2/4	L	83-93	at Illinois
2/11	W	105-82	Michigan
2/14	L	75-80	at Iowa
2/18	L	79-81	Indiana
2/21	L	94-110	at Wisconsin
2/25	W	95-82	at Ohio State
2/28	W	91-82	Wisconsin
3/4	L	84-86	Minnesota
3/6	L	80-89	at Purdue
3/11	L	66-79	at Michigan State

* New York Holiday Festival (Madison Square Garden)

1967-68

Record: 13-10; 8-6 (4th)

Coach: Larry Glass

Captain: Mike Weaver

12/3	L	70-71	at Ohio
12/5	W	87-69	Butler
12/9	W	88-83	#3 Louisville (C)
12/16	W	91-64	Valparaiso
12/18	W	79-68	at Missouri
12/20	L	68-73	at Colorado
12/27	L	67-80	vs. Marquette*
12/28	L	66-83	vs. North Texas St.*
12/29	W	96-71	at Hawaii*
1/6	W	76-67	Iowa
1/13	W	86-81	at Indiana
1/16	W	77-71	Minnesota
1/20	L	62-75	at Michigan State
1/27	W	82-74	Purdue
2/3	L	89-98	at Purdue
2/10	W	78-71	Illinois
2/13	L	80-85	at Minnesota
2/17	W	69-61	Michigan State
2/20	L	67-87	at Ohio State
2/24	L	61-62	at Illinois
2/27	W	73-66	Indiana (OT)
3/2	L	79-83	at Michigan
3/9	W	77-75	Wisconsin

* Rainbow Classic, Honolulu, Hawaii

1968-69

Record: 14-10; 6-8 (5th)

Coaches: Larry Glass, Brad Snyder

Captain: Terry Gamber

11/30	L	58-64	at Stanford
12/2	W	82-73	at UC-Santa Barbara
12/5	W	79-67	Missouri
12/7	W	73-69	at Butler
12/9	W	83-66	Colorado
12/19	W	89-80	Ohio
12/23	W	77-61	Washington State
12/26	W	76-72	vs. Florida*
12/27	W	77-68	vs. Boston College*
1/4	W	85-71	at Michigan State (19)
1/11	L	77-82	#4 Illinois (OT) (12)
1/14	L	70-87	at Indiana (17)
1/18	L	75-89	Michigan State (17)
1/21	W	100-85	Michigan
1/24	L	67-81	#1 UCLA (C)
2/1	L	80-89	at Minnesota
2/8	L	84-97	#9 Purdue
2/11	L	80-84	at Iowa (OT)
2/15	W	91-88	Indiana
2/22	L	68-107	at #9 Purdue
2/25	W	86-83	#14 Ohio State
3/1	W	74-70	Minnesota
3/4	W	72-70	at Wisconsin
3/8	L	68-78	at #20 Illinois

* Gator Bowl Classic, Jacksonville, Fla.

1969-70

Record: 9-15; 4-10 (9th)

Coach: Brad Snyder

Captain: Dale Kelley

12/1	L	79-90	Ohio
12/3	L	68-83	Columbia (C)
12/6	W	83-79	Florida
12/9	W	102-74	George Washington
12/19	L	81-86	vs. #20 Washington*
12/20	W	101-91	at Arizona State*
12/26	W	78-77	vs. Rutgers√
12/27	L	75-98	vs. N.C. State√
12/29	W	91-74	vs. The Citadel#
12/30	L	91-93	vs. Texas A&M#
1/3	L	92-96	Michigan
1/10	L	93-98	at Michigan State
1/13	L	80-101	#17 Illinois
1/17	L	67-93	at Ohio State
1/24	W	66-65	Purdue
1/31	L	64-68	Ohio State
2/3	L	78-80	at Indiana
2/7	L	84-95	at Michigan
2/14	L	72-80	at Minnesota
2/21	W	82-75	Wisconsin
2/24	L	97-116	at #18 Iowa
2/28	W	75-66	Indiana
3/3	W	87-82	at Wisconsin
3/7	L	101-115	#8 Iowa

* Sun Devil Tournament, Tempe, Ariz.
√ Triangle Tournament, Fayetteville, N.C.
Poinsetta Tournament, Greenville, S.C.

1970-71

Record: 7-17; 3-11 (10th)

Coach: Brad Snyder

Captain: None

12/1	L	100-115	#3 Kentucky
12/5	L	61-77	at Ohio
12/8	W	98-79	Butler
12/10	L	88-94	at #6 Notre Dame
12/12	W	91-77	DePaul
12/19	W	76-49	Valparaiso
12/21	L	73-88	at Florida
12/23	W	95-85	Western Illinois
12/29	L	87-93	at Duke
12/30	L	74-98	at North Carolina
1/9	L	90-101	#12 Indiana

YEAR-BY-YEAR RESULTS

1/12	L	74-82	at Purdue
1/19	L	72-87	at Wisconsin
1/23	L	87-97	Michigan
1/30	L	85-87	Iowa
2/6	L	81-82	at #20 Michigan
2/13	W	101-91	Wisconsin
2/20	L	72-84	at #20 Ohio State
2/23	L	79-81	Minnesota
2/27	L	74-97	at Indiana
3/2	L	64-78	at Iowa
3/6	L	67-68	#13 Ohio State
3/9	W	85-70	at Illinois
3/13	W	85-67	Michigan State

1971-72

Record: 5-18; 3-11 (10th)

Coach: Brad Snyder

Captains: Paul Douglass, Barry Moran

12/1	L	85-94	at #10 Kentucky
12/4	W	76-65	Ohio
12/10	W	72-68	vs. Rutgers*
12/11	L	94-98	at West Va.* (OT)
12/18	L	55-73	Valparaiso
12/23	L	69-88	at Utah
12/27	L	83-85	at Hawaii√ (OT)
12/29	L	78-93	vs. TCU√
1/8	L	63-67	Illinois
1/11	L	67-76	at Iowa
1/15	L	60-84	at Minnesota
1/18	W	76-69	Michigan State (OT)
1/22	L	79-83	at Michigan
1/29	L	75-78	Purdue
2/5	L	59-68	at Illinois
2/8	W	73-67	at Purdue
2/12	L	55-78	#19 Minnesota
2/15	L	72-74	DePaul (C)
2/19	L	75-81	Michigan
2/26	L	74-76	#15 Ohio State
3/4	W	90-82	at Wisconsin
3/7	L	67-72	#20 Indiana
3/11	L	54-57	at Michigan State

* WVU Tournament, Morgantown, W. Va.

√ Rainbow Classic, Honolulu, Hawaii

1972-73

Record: 5-19; 2-12 (10th)

Coach: Brad Snyder

Captains: Mark Sibley, Rick Sund

12/2	L	61-65	at Butler
12/5	L	80-88	at DePaul
12/9	L	69-74	Ohio
12/16	L	76-94	at Valparaiso
12/18	W	100-78	Western Illinois
12/22	L	66-73	at Dayton*
12/23	L	73-91	vs. #7 Florida State*
12/27	L	85-89	at #3 Marquette (OT)
1/6	L	77-90	at Michigan State
1/13	L	72-87	Purdue
1/16	W	83-77	St. Joseph's
1/22	L	79-80	Michigan
1/27	W	74-73	Wisconsin
1/29	L	62-76	at Purdue
2/3	L	65-83	at #5 Indiana
2/5	L	77-84	Illinois
2/10	W	97-78	Loyola (C)
2/17	L	76-110	at Michigan
2/19	L	83-94	Iowa (OT)
2/24	L	81-90	at Ohio State
2/26	L	74-90	at #4 Minnesota
3/3	L	72-86	Michigan State
3/5	L	76-77	at Illinois
3/10	W	79-74	#3 Minnesota

* Dayton Tournament, Dayton, Ohio

1973-74

Record: 9-15; 3-11 (9th)

Coach: Tex Winter

Captain: Bryan Ashbaugh

12/1	W	83-81	at Ohio
12/3	W	73-69	Rollins
12/6	L	74-98	#8 Notre Dame
12/8	W	76-65	DePaul
12/15	W	69-57	Valparaiso
12/18	L	63-77	#6 Marquette
12/21	L	58-59	at Marshall*
12/22	L	84-86	vs. Texas A&M*
12/29	W	83-65	St. Joseph's
1/5	L	53-87	at Wisconsin
1/7	L	78-85	Purdue
1/12	W	87-67	Iowa
1/14	L	67-72	at #13 Indiana
1/19	L	76-89	at Purdue
1/26	L	53-82	#11 Indiana
1/28	L	54-57	Minnesota
2/2	W	68-61	at Ohio State
2/8	W	84-63	No. Illinois (C)
2/11	L	48-50	at #16 Michigan
2/16	W	86-75	Illinois
2/23	L	70-73	at Michigan State
2/25	L	69-72	Ohio State (OT)
3/2	L	76-85	at Iowa
3/9	L	62-77	Wisconsin

* Marshall Tournament, Huntington, W. Va.

1974-75

Record: 6-20; 4-14 (t9th)

Coach: Tex Winter

Captain: Willie Williams

11/30	L	70-97	at #16 Kentucky
12/4	L	84-100	at #13 Notre Dame
12/7	W	71-68	Ohio
12/9	W	82-74	Valparaiso
12/19	L	55-67	vs. Texas A&M*
12/20	L	88-89	vs. Miami (Ohio)* (OT)
12/23	L	59-63	at Texas
12/30	L	63-76	at DePaul
1/2	L	73-75	Iowa
1/4	W	69-66	Wisconsin
1/11	L	60-64	at Illinois
1/13	L	72-73	at Purdue (OT)
1/18	L	56-82	#1 Indiana
1/20	L	67-77	Ohio State
1/25	L	58-79	at Michigan
1/27	L	50-54	at Michigan State
2/1	L	57-70	Minnesota
2/8	W	51-47	Illinois
2/10	W	69-55	Purdue
2/15	L	58-82	at #1 Indiana
2/17	L	66-84	at Ohio State
2/22	L	68-69	Michigan
2/24	W	67-66	Michigan State
3/1	L	58-66	at Minnesota
3/3	L	58-65	at Iowa (2OT)
3/8	L	70-94	at Wisconsin

* Sun Bowl Classic, El Paso, Texas

1975-76

Record: 12-15; 7-11 (t7th)

Coach: Tex Winter

Captain: Tim Teasley

11/29	L	68-79	at Nebraska
12/1	W	89-77	#6 Kentucky
12/6	W	86-62	Ohio
12/9	W	98-77	at Valparaiso
12/18	L	57-65	DePaul
12/20	L	53-75	at #3 Marquette
12/26	W	72-67	vs. Oregon State*
12/29	L	57-70	vs. #13 Washington*
12/30	W	78-71	vs. Duquesne*
1/3	L	72-82	#17 Michigan
1/5	L	61-78	at #1 Indiana

1/8	W	105-89	Michigan State
1/10	L	69-74	at Illinois
1/12	L	81-91	at Purdue
1/17	W	85-77	Minnesota
1/19	W	99-92	Iowa (OT)
1/24	W	62-60	#18 Wisconsin
1/31	L	69-83	at Ohio State
2/2	L	71-91	at Michigan State
2/7	L	55-61	Illinois
2/9	L	58-86	Purdue
2/14	W	75-69	at Minnesota
2/16	L	68-81	at Iowa
2/21	W	90-77	at Wisconsin
2/28	W	87-78	Ohio State
3/1	L	63-76	#1 Indiana
3/6	L	77-80	at #11 Michigan

* Far West Classic, Portland, Ore.

1976-77

Record: 9-18; 7-11 (t7th)

Coach: Tex Winter

Captains: Billy McKinney, Bob Hildebrand

11/26	L	74-92	vs. Fairfield*
11/27	W	80-65	vs. Brown*
12/1	L	73-75	#18 DePaul (OT)
12/4	W	73-71	at Ohio
12/7	L	78-105	at #7 Notre Dame
12/10	L	64-78	at #9 Arizona
12/11	L	78-92	at Arizona State
12/20	L	68-71	Nebraska
12/31	L	53-66	#12 Marquette
1/6	L	65-102	at #5 Michigan
1/8	W	70-68	at Michigan State
1/13	L	53-78	Indiana
1/15	L	57-69	Ohio State
1/20	L	60-61	at Wisconsin
1/22	L	74-76	at Iowa
1/24	L	68-71	at Illinois
1/27	W	66-58	Michigan State
1/29	W	99-87	#2 Michigan
2/3	L	85-92	at #18 Purdue
2/5	L	53-79	at #10 Minnesota (F)
2/10	L	63-65	Illinois
2/12	L	84-102	Purdue
2/19	W	98-88	Wisconsin
2/24	W	83-72	at Ohio State
2/26	L	54-69	at Indiana
3/3	L	60-78	Iowa
3/5	L	82-105	#9 Minnesota (F)

* Joe Lapchick Tournament, New York, N.Y.

(F) games later forfeited by Minnesota

1977-78

Record: 8-19; 4-14 (t9th)

Coach: Tex Winter

Captain: Tony Allen

11/26	W	92-78	Western Illinois
12/2	L	54-58	vs. Texas-El Paso*
12/3	W	82-78	vs. Butler*
12/7	L	48-88	#3 Notre Dame
12/10	W	80-66	Valparaiso
12/17	L	79-83	at DePaul
12/20	L	95-101	at #9 UNLV√
12/21	W	93-86	vs. Tennessee√
12/31	L	78-81	Loyola (Ill.)
1/5	L	65-80	at Michigan
1/7	L	62-87	at Purdue
1/12	L	81-88	Ohio State
1/14	L	63-67	#12 Michigan State
1/19	W	62-59	Iowa
1/21	L	64-73	at Illinois
1/26	W	93-85	at Wisconsin
1/28	L	58-69	Minnesota
2/2	L	70-86	Indiana
2/4	L	69-80	at Minnesota
2/9	W	72-61	Illinois
2/11	L	62-86	at Indiana

2/16	L	74-76	at Iowa
2/18	L	80-81	Wisconsin
2/23	L	56-66	at #10 Michigan State
2/25	L	76-103	at Ohio State
3/2	W	80-71	Purdue
3/4	L	88-99	Michigan

* Show-Me Classic, Columbia, Mo.

√ Las Vegas Classic, Las Vegas, Nev.

1978-79

Record: 6-21; 2-16 (10th)

Coach: Rich Falk

Captain: Jerry Marifke

11/27	L	80-83	Arizona (OT)
11/29	L	67-97	#14 North Carolina
12/2	W	93-71	Rice
12/6	L	57-101	at #3 Notre Dame
12/9	W	85-61	at Valparaiso
12/19	L	83-90	at DePaul (OT)
12/27	L	75-86	at Oklahoma City*
12/28	W	74-68	vs. E. Tennessee St.*
12/29	W	65-54	vs. New Orleans*
1/4	L	57-65	Iowa
1/6	L	56-74	Illinois
1/11	L	82-95	at Wisconsin
1/13	L	58-60	at Minnesota
1/18	L	51-53	Michigan
1/20	L	45-74	at Indiana
1/25	L	61-73	at #10 Ohio State
1/27	W	83-65	#4 Michigan State
2/1	L	58-68	Purdue
2/3	L	50-61	at #4 Michigan State
2/8	L	57-82	Indiana
2/10	L	64-76	at Purdue
2/15	L	67-78	at Michigan
2/17	L	73-88	#17 Ohio State
2/22	L	71-73	Minnesota (OT)
2/24	L	70-72	Wisconsin
3/1	W	71-64	at Illinois
3/3	L	64-95	at #11 Iowa

* All-College Tourney, Oklahoma City, Okla.

1979-80

Record: 10-17; 5-13 (10th)

Coach: Rich Falk

Captains: Mike Campbell, Brian Gibson

11/30	W	104-71	Illinois Wesleyan
12/3	W	58-57	Northern Illinois
12/5	L	56-73	#4 Notre Dame
12/8	W	80-65	Valparaiso
12/18	W	76-62	SIU-Edwardsville
12/21	L	75-81	#6 DePaul*
12/22	W	67-64	Bradley*
12/28	L	69-74	at Toledo√
12/29	L	68-79	vs. Bowling Green√
1/3	L	66-75	at Wisconsin
1/5	L	71-81	at #20 Illinois
1/10	W	65-61	Michigan State
1/12	L	63-75	#3 Ohio State
1/17	L	63-68	at #11 Purdue
1/19	L	72-81	#19 Indiana
1/24	L	64-86	at Iowa
1/26	W	85-82	Michigan (3OT)
1/31	L	64-74	Minnesota
2/2	L	57-70	at Michigan
2/7	L	69-83	at #20 Indiana
2/9	L	55-72	at Minnesota
2/14	W	57-54	#15 Purdue
2/16	L	58-60	#20 Iowa
2/21	L	59-68	at #11 Ohio State
2/23	W	75-73	at Michigan St. (3OT)
2/28	L	66-90	Illinois
3/1	W	53-50	Wisconsin

* Chicagoland Collegiate Cage Classic

√ Blade Glass City Classic, Toledo, Ohio

YEAR-BY-YEAR RESULTS



1980-81

Record: 9-18; 3-15 (10th)

Coach: Rich Falk

Captain: Rod Roberson

11/28	W	76-61	Illinois-Chicago
12/1	W	78-75	Colorado State
12/5	W	63-48	Cornell
12/13	W	75-55	SIU-Edwardsville
12/19	W	53-52	vs. Northern Illinois*
12/20	L	54-62	at #1 DePaul*
12/27	L	70-90	vs. #4 Oregon State [√]
12/28	W	72-68	vs. Princeton [√] (OT)
12/29	L	63-73	vs. #19 Utah [√]
1/8	L	64-88	#12 Illinois
1/10	W	50-48	Wisconsin
1/15	L	69-81	at Ohio State
1/17	L	70-84	at Michigan State
1/22	L	50-55	at Purdue
1/24	L	56-93	Indiana
1/29	L	52-77	#17 Michigan
1/31	L	63-74	at Minnesota
2/5	L	65-76	#15 Iowa
2/7	L	62-68	Minnesota
2/12	L	52-86	at #20 Indiana
2/14	L	64-82	at #14 Iowa
2/19	L	69-82	Purdue
2/21	W	74-70	at #18 Michigan
2/26	L	61-74	Michigan State
2/28	W	69-64	Ohio State
3/5	L	57-60	at Wisconsin
3/7	L	76-98	at #16 Illinois

* Chicagoland Collegiate Cage Classic, Rosemont, Ill.

[√] Far West Classic, Portland, Ore.

1981-82

Record: 9-18; 5-13 (9th)

Coach: Rich Falk

Captains: Bob Grady, Jim Stack

11/27	W	80-45	Knox
11/30	L	70-77	vs. Northern Illinois (R)
12/5	L	55-75	at Rice
12/9	W	71-57	Illinois Wesleyan
12/11	W	69-58	Chicago State
12/18	W	59-50	vs. Illinois-Chicago*
12/19	L	71-75	vs. Loyola (Ill.)*
12/29	L	54-60	vs. Massachusetts [√]
12/30	L	52-53	at Providence [√]
1/7	L	50-60	Illinois
1/9	W	75-61	Indiana
1/14	W	61-55	at Wisconsin

1/16	L	51-56	at Purdue
1/21	L	48-49	#6 Iowa
1/23	L	57-59	at Ohio State (2OT)
1/28	L	53-61	#10 Minnesota
1/30	L	61-64	at Michigan State
2/4	L	63-66	at Michigan
2/6	W	48-43	Michigan State
2/11	L	49-62	at #5 Iowa
2/13	L	44-45	Michigan
2/18	L	66-76	at #8 Minnesota
2/20	L	62-67	Ohio State
2/25	W	67-50	Purdue
2/27	L	60-61	Wisconsin (F)
3/4	L	49-79	at Indiana
3/6	L	65-85	at Illinois

* Chicagoland Collegiate Cage Classic, Rosemont, Ill.

[√] INBANK Classic, Providence, R.I.

(F) game later forfeited by Wisconsin

1982-83

Record: 18-12; 8-10 (8th)

Coach: Rich Falk

Captains: Michael Jenkins, Gaddis Rathel, Jim Stack

11/29	W	68-57	North Park
12/1	W	70-31	SIU-Edwardsville
12/4	W	61-53	at Colorado State
12/6	W	69-57	Florida Southern
12/9	W	75-58	Northern Illinois
12/11	W	60-44	Cornell
12/18	W	64-56	at Loyola (Ill.)
12/20	W	64-51	Angelo State
12/29	W	72-58	vs. Furman*
12/30	L	50-62	at UC-Santa Barbara*
1/6	W	69-64	Michigan
1/8	W	62-51	Michigan State
1/13	L	57-66	#12 Iowa
1/20	L	45-49	at Wisconsin (F)
1/22	L	53-68	at #16 Minnesota
1/26	L	73-78	#2 Indiana
1/29	W	66-64	Ohio State
2/3	L	56-67	at Purdue
2/5	L	62-78	at Illinois
2/10	W	58-55	Illinois
2/12	W	66-55	#18 Purdue
2/17	L	55-71	at #20 Ohio State
2/19	L	65-74	at #2 Indiana
2/25	W	83-66	Minnesota
2/27	W	64-57	Wisconsin
3/3	L	50-63	at Iowa

3/9	L	58-63	at Michigan State
3/12	L	57-64	at Michigan
3/17	W	71-57	Notre Dame ✨
3/21	L	63-65	at DePaul ✨

NOTE: All 1982-83 home games played at DePaul's Alumni Hall
 * Nike Classic, Santa Barbara, Calif.
 (F) game later forfeited by Wisconsin
 ✨ National Invitation Tournament
 NIT games played at Rosemont Horizon

1983-84

Record: 14-14; 7-11 (7th)

Coach: Rich Falk

Captains: Art Aaron, Paul Schultz

11/28	W	63-42	Bradley
11/30	W	51-44	Denver
12/3	L	70-72	Loyola (Ill.)
12/5	W	63-54	Illinois Wesleyan
12/7	W	40-36	Notre Dame (OT)
12/10	L	47-64	at Marquette
12/21	W	50-47	vs. Northern Illinois (R)
12/27	W	63-51	Cleveland State
12/30	W	49-34	at Tampa
1/5	L	51-68	at Michigan
1/7	W	76-69	at Michigan State
1/12	L	39-42	at Iowa
1/14	L	62-64	George Mason
1/19	L	60-61	Wisconsin (OT) (F)
1/21	W	52-50	Minnesota (OT)
1/26	L	44-57	at Indiana
1/28	L	51-72	at Ohio State
2/1	L	44-52	#16 Purdue
2/4	L	52-71	#8 Illinois
2/8	L	49-73	at #8 Illinois
2/11	L	56-66	at #11 Purdue
2/16	W	61-60	Ohio State
2/18	W	63-51	#17 Indiana
2/23	L	57-63	at Minnesota
2/26	L	47-54	at Wisconsin (F)
3/1	L	48-57	Iowa
3/8	L	55-63	Michigan State
3/10	W	54-52	Michigan (OT)

(F) games later forfeited by Wisconsin

1984-85

Record: 6-22; 2-16 (10th)

Coach: Rich Falk

Captains: Andre Goode, Colin Murray, John Peterson

11/26	W	69-50	Loras
-------	---	-------	-------

11/29	L	61-79	at Notre Dame
12/1	L	67-73	at Loyola (Ill.)
12/6	L	44-53	Marquette
12/8	W	74-49	Chicago
12/15	W	64-59	Northern Illinois (2OT)
12/19	L	55-76	#2 Duke
12/22	L	56-61	at #5 DePaul
12/27	W	61-58	Butler
12/29	L	54-66	at Cleveland State
1/5	L	51-52	Wisconsin
1/10	L	50-77	at #11 Indiana
1/12	L	59-79	at Ohio State
1/16	L	49-50	Purdue
1/19	L	43-55	#11 Illinois
1/24	L	47-66	at Iowa
1/26	W	56-51	at Minnesota
1/31	L	52-76	#8 Michigan
2/2	L	54-68	Michigan State
2/7	L	60-63	Ohio State
2/9	L	59-78	Indiana
2/14	L	42-64	at #17 Illinois
2/16	L	57-76	at Purdue
2/21	L	48-74	Minnesota
2/23	W	78-58	#14 Iowa
2/27	L	47-61	at Michigan State
3/2	L	66-87	at #3 Michigan
3/9	L	53-61	at Wisconsin

1985-86

Record: 8-20; 2-16 (10th)

Coach: Rich Falk

Captain: Shawn Watts

11/25	W	79-62	Illinois Wesleyan
11/26	W	77-63	Cal State-LA
11/30	L	72-76	at Bradley
12/4	W	82-76	Loyola (Ill.)
12/7	W	72-70	Illinois-Chicago
12/14	W	64-55	UW-Green Bay
12/17	L	70-76	vs. Northern Illinois (R)
12/19	L	67-70	#20 DePaul
12/28	W	80-66	at Rollins
12/30	L	55-78	at #3 Duke
1/4	L	52-57	at Wisconsin
1/9	L	65-102	Indiana
1/11	L	77-79	Ohio State (OT)
1/16	L	64-85	at #19 Purdue
1/18	L	46-72	at Illinois
1/23	L	43-76	Iowa
1/26	W	—	Minnesota (F)
1/30	L	45-82	at #9 Michigan
2/1	L	69-97	at Michigan State
2/6	L	60-83	at Ohio State
2/8	L	52-77	at #18 Indiana
2/13	L	52-75	Illinois
2/15	L	50-65	Purdue
2/20	W	65-60	at Minnesota
2/22	L	45-76	at Iowa
2/27	L	48-82	#17 Michigan State
3/1	L	64-86	#10 Michigan
3/9	L	68-70	Wisconsin

(F) game later forfeited by Minnesota

1986-87

Record: 7-21; 2-16 (9th)

Coach: Bill Foster

Captains: Elliot Fullen, Shon Morris, Shawn Watts

11/28	W	81-52	UMBC
12/1	W	74-63	Northern Illinois
12/3	L	53-71	at Butler
12/6	W	80-58	Illinois Wesleyan
12/13	L	62-66	Rollins (OT)
12/16	W	56-54	Marquette
12/19	W	69-68	Florida Southern
12/22	L	54-72	at #19 DePaul
12/27	L	49-61	at UW-Green Bay
12/30	L	55-106	at #20 Duke



THE 1982-83 WILDCATS earned the program's first-ever postseason win by downing Notre Dame in the opening round of the NIT before falling to DePaul on a buzzer-beater in the second round.

YEAR-BY-YEAR RESULTS

1/3 L 44-80 at #3 Iowa
 1/5 L 53-60 at Minnesota
 1/8 L 67-85 #6 Purdue
 1/10 L 69-76 #12 Illinois
 1/15 L 59-87 at Ohio State
 1/17 L 43-95 at #4 Indiana
 1/21 L 73-87 Michigan
 1/26 W 67-65 Michigan State
 1/31 L 57-62 Wisconsin
 2/5 L 43-72 at #14 Illinois
 2/7 L 60-86 at #7 Purdue
 2/11 L 75-77 #2 Indiana
 2/14 L 60-75 Ohio State
 2/19 L 71-96 at Michigan State
 2/21 L 73-101 at Michigan
 3/1 L 59-76 at Wisconsin
 3/5 L 76-103 #6 Iowa
 3/7 W 72-71 Minnesota

1987-88
Record: 7-21; 2-16 (10th)

Coach: Bill Foster
Captain: Shon Morris
 11/28 W 64-49 Washington (Mo.)
 11/30 W 72-55 Rutgers
 12/5 L 57-79 #13 Duke
 12/12 L 68-70 Rollins
 12/17 W 57-47 at Loyola (Ill.)
 12/19 L 66-77 at Marquette
 12/21 W 78-64 DePaul
 12/26 L 68-75 vs. Lamar*
 12/28 L 64-66 vs. TCU*
 12/29 W 79-74 vs. N. Arizona* (OT)
 1/6 L 69-92 #11 Michigan
 1/11 W 66-64 #12 Indiana
 1/14 L 64-80 at #8 Purdue
 1/16 L 68-92 at #17 Iowa
 1/20 W 65-61 Minnesota
 1/23 L 48-79 at #13 Illinois
 1/30 L 59-80 at Wisconsin
 2/4 L 64-65 Michigan State
 2/6 L 59-65 Ohio State
 2/11 L 45-74 at #19 Indiana
 2/13 L 67-82 at Minnesota
 2/20 L 69-77 at Ohio State
 2/24 L 74-91 #13 Iowa
 2/27 L 51-69 #2 Purdue
 3/2 L 67-105 at #10 Michigan
 3/5 L 69-74 Wisconsin
 3/10 L 53-55 at Michigan State
 3/12 L 74-79 #19 Illinois
 * Far West Classic, Portland, Ore.

1988-89
Record: 9-19; 2-16 (10th)

Coach: Bill Foster
Captain: Jeff Grose, Phil Styles
 11/26 W 101-45 Chicago
 11/28 W 100-61 Illinois Wesleyan
 12/3 L 62-86 at #1 Duke
 12/5 W 75-69 at Rutgers
 12/10 W 97-81 Loyola (Ill.)
 12/21 W 96-89 vs. Radford*
 12/22 L 71-77 vs. Ball State*
 12/28 L 76-90 vs. Pittsburgh√
 12/30 W 94-81 vs. Loyola (Ill.)√
 1/3 W 83-60 Navy
 1/5 L 58-75 Purdue
 1/7 L 66-94 at #7 Michigan
 1/11 L 62-64 Michigan State
 1/14 L 76-92 at Indiana
 1/19 L 70-75 #2 Illinois
 1/21 W 75-67 Minnesota
 1/26 L 68-100 at Ohio State
 1/28 L 58-59 Wisconsin
 2/2 L 84-102 at #9 Iowa
 2/9 L 56-72 #13 Indiana
 2/11 L 69-86 at #7 Illinois

2/15 L 60-72 at Wisconsin
 2/18 W 70-69 #16 Ohio State
 2/22 L 84-89 #14 Iowa
 2/25 L 65-80 at Michigan State
 3/4 L 59-78 at Minnesota
 3/9 L 79-88 #8 Michigan
 3/11 L 66-97 at Purdue
 * Golden Panthers Classic, Miami, Fla.
 √ Fiesta Bowl Classic, Tucson, Ariz.

1989-90
Record: 9-19; 2-16 (10th)

Coach: Bill Foster
Captains: Walker Lambiotte, Rob Ross
 11/24 W 81-72 Illinois Wesleyan
 11/28 W 87-65 UW-Green Bay
 12/2 L 77-103 #7 Duke
 12/5 W 108-78 Tulane
 12/9 W 85-65 vs. Loyola (Ill.)*
 12/18 W 103-63 NE Illinois
 12/21 L 68-69 at BYU
 12/29 W 103-78 vs. William & Mary√
 12/30 L 80-81 at Vanderbilt√
 1/3 W 74-70 Northeastern
 1/6 L 77-93 at Purdue
 1/11 L 63-77 #13 Indiana
 1/13 L 78-85 #8 Illinois
 1/18 L 75-97 at #22 Minnesota
 1/20 L 80-91 at Michigan State
 1/25 L 79-86 #7 Michigan
 1/27 W 87-85 Wisconsin
 2/1 L 77-101 at Ohio State
 2/3 L 80-98 at Iowa
 2/5 L 60-67 #8 Purdue
 2/10 L 75-98 at #25 Indiana
 2/14 L 75-88 at #15 Illinois
 2/17 L 72-90 #17 Minnesota
 2/22 W 72-66 Iowa
 2/24 L 69-94 at #7 Michigan
 3/1 L 50-65 at Wisconsin
 3/3 L 86-95 Ohio State
 3/8 L 68-84 #7 Michigan State
 * First Chicago Classic, Rosemont, Ill.
 √ Music City Invitational, Nashville, Tenn.

1990-91
Record: 5-23; 0-18 (10th)

Coach: Bill Foster
Captains: Don Brotz, Lucis Reece
 11/23 W 84-62 Illinois Wesleyan
 11/27 W 91-64 Oakland
 12/1 W 84-79 Florida Int'l
 12/8 L 91-96 vs. W. Illinois*
 12/15 L 77-85 Loyola (Ill.)
 12/21 W 74-66 vs. Morgan State√
 12/22 L 77-93 at Saint Louis√

12/28 L 76-89 vs. Boston College#
 12/29 W 103-94 vs. Dartmouth# (2OT)
 1/3 L 70-73 Purdue
 1/5 L 58-99 at #5 Indiana
 1/10 L 62-102 #4 Ohio State
 1/12 L 59-66 at Michigan State
 1/17 L 68-79 at Michigan
 1/19 L 79-84 at Northeastern
 1/24 L 57-74 Wisconsin
 1/26 L 68-85 Minnesota
 2/2 L 66-82 at Iowa
 2/4 L 59-73 at Illinois
 2/7 L 74-105 #4 Indiana
 2/9 L 64-96 at #3 Ohio State
 2/14 L 53-55 Michigan State
 2/16 L 58-64 Michigan
 2/24 L 76-79 at Wisconsin
 2/28 L 70-88 at Minnesota
 3/2 L 81-91 Illinois
 3/7 L 76-79 Iowa
 3/9 L 48-77 at Purdue
 * First Chicago Classic, Rosemont, Ill.
 √ Billiken Holiday Classic, St. Louis, Mo.
 # Abdow's Holiday Classic, Springfield, Mass.

1991-92
Record: 9-19; 2-16 (10th)

Coach: Bill Foster
Captains: Patrick Baldwin, Todd Leslie
 11/22 W 80-59 Illinois Wesleyan
 11/30 W 78-60 Columbia
 12/2 W 83-81 Vanderbilt
 12/4 L 79-88 at Tulane
 12/14 W 93-66 Northeastern
 12/16 W 84-60 Idaho State
 12/21 L 73-88 at Loyola (Ill.)
 12/27 W 76-57 vs. Creighton*
 12/28 L 62-81 at Arizona State*
 1/6 W 84-41 Chicago
 1/8 L 67-69 at Wisconsin
 1/11 L 52-60 #7 Ohio State
 1/15 L 61-78 at #11 Michigan State
 1/18 L 62-96 #5 Indiana
 1/22 L 71-78 Iowa
 1/25 L 63-82 at Purdue
 1/29 L 50-92 at Minnesota
 2/1 W 46-43 Illinois
 2/5 L 58-81 at #15 Michigan
 2/8 L 55-57 Minnesota
 2/15 L 60-91 at #4 Indiana
 2/20 L 68-84 Purdue
 2/22 L 63-76 #20 Michigan
 2/26 L 65-92 at Illinois
 3/5 L 55-72 #13 Michigan State
 3/7 L 78-93 at #5 Ohio State
 3/11 L 66-69 at Iowa

3/14 W 76-65 Wisconsin
 * ASU/Tribune Classic, Tempe, Ariz.

1992-93
Record: 8-19; 3-15 (10th)

Coach: Bill Foster
Captains: Patrick Baldwin, Charles Howell, Todd Leslie
 12/1 W 101-50 Chicago
 12/3 L 66-86 at Vanderbilt
 12/5 W 87-57 Youngstown State
 12/17 W 71-60 Texas A&M
 12/19 W 79-73 Loyola (Ill.)
 12/21 L 63-83 at Holy Cross
 12/28 L 61-64 vs. Pennsylvania*
 12/29 L 69-77 vs. William & Mary*
 1/4 W 81-66 Lehigh
 1/7 L 71-81 Illinois
 1/13 L 68-70 at Penn State
 1/16 L 75-80 at #23 Michigan State
 1/23 L 55-70 at Minnesota
 1/29 L 73-83 #14 Purdue
 1/30 L 71-93 #2 Indiana
 2/3 L 87-101 at Wisconsin
 2/6 L 67-82 at Illinois
 2/10 L 70-81 Ohio State
 2/13 W 67-58 Penn State
 2/17 L 55-81 at Michigan State
 2/20 L 63-75 #20 Iowa
 2/24 L 60-79 Minnesota
 2/27 W 62-59 at #17 Purdue
 3/4 L 69-98 at #2 Indiana
 3/6 W 100-89 Wisconsin
 3/8 L 50-56 at #17 Iowa
 3/13 L 60-86 at #3 Michigan
 NOTE: Game in italics vacated by the NCAA

NOTE: Game in italics vacated by the NCAA

* Lobo Classic, Albuquerque, N.M.

1993-94
Record: 15-14, 5-13 (11th)

Coach: Ricky Byrdsong
Captains: Patrick Baldwin, Todd Leslie, Kevin Rankin
 11/27 W 94-43 Chicago
 11/29 W 87-70 Western Illinois
 12/4 W 86-78 Illinois State
 12/11 W 76-52 at Loyola (Ill.)
 12/15 W 86-70 at Youngstown St.
 12/18 W 67-48 at Texas A&M
 12/20 W 90-64 Holy Cross
 12/29 W 92-65 vs. Northeastern*
 12/30 W 74-68 vs. Rider*
 1/5 L 67-68 #10 Purdue
 1/8 L 65-73 #19 Minnesota
 1/12 L 53-81 at Illinois



THE 1993-94 NIT TEAM defeated three ranked teams, including No. 8 Michigan in overtime in the regular-season finale.

YEAR-BY-YEAR RESULTS



1/15 L 46-67 at Michigan State
 1/22 L 76-81 at #8 Indiana
 1/26 L 76-86 Iowa
 1/29 L 75-80 Penn State
 2/5 L 65-79 at #22 Minnesota
 2/9 L 81-98 at #10 Purdue
 2/12 W 79-68 #24 Illinois
 2/17 L 55-60 Michigan State
 2/19 W 75-71 at #24 Wisconsin
 2/24 L 74-81 #12 Indiana
 2/26 W 80-74 at Iowa
 3/2 L 71-73 at Penn State
 3/5 W 66-54 Wisconsin
 3/9 L 73-76 at Ohio State
 3/12 W 97-93 #8 Michigan (OT)
 3/16 W 69-68 DePaul ☆
 3/21 L 79-83 Xavier ☆ (OT)

* Hatter Classic, Deland, Fla.

☆ National Invitation Tournament

1994-95

Record: 5-22; 1-17 (11th)

Coach: Ricky Byrdsong

Captain: Cedric Neloms

11/26 W 77-66 Alcorn State
 11/28 L 69-70 Loyola (Ill.)
 12/2 W 79-70 vs. Siena*
 12/3 L 60-94 at Marquette*
 12/10 W 73-68 Central Michigan
 12/13 W 71-62 Youngstown State
 12/17 L 49-84 at DePaul
 12/21 L 48-80 at Western Illinois
 12/31 L 68-86 at Illinois State
 1/7 L 55-82 Illinois
 1/11 L 74-105 at Minnesota
 1/14 L 70-92 Michigan
 1/18 L 56-93 at #12 Michigan State
 1/21 L 51-79 at Penn State
 1/25 L 84-96 Purdue
 1/28 L 73-97 at Wisconsin
 2/1 W 76-71 Ohio State
 2/4 L 67-88 Indiana
 2/9 L 77-116 at Ohio State
 2/11 L 66-70 at Ohio State
 2/15 L 56-70 Wisconsin
 2/18 L 57-94 at #25 Purdue
 2/22 L 59-89 Penn State
 2/25 L 60-83 #12 Michigan State
 3/1 L 64-81 at Michigan
 3/4 L 70-82 Minnesota
 3/8 L 57-99 at Illinois

* First Bank Classic, Milwaukee, Wis.

1995-96

Record: 7-20; 2-16 (11th)

Coach: Ricky Byrdsong

Captain: Brian Chamberlain

11/24 L 63-83 at San Diego State
 11/28 W 67-61 Youngstown State
 12/2 W 66-46 Robert Morris
 12/9 L 70-85 at Seton Hall
 12/12 W 84-62 Army
 12/16 L 61-71 DePaul
 12/19 W 64-63 at Central Michigan
 12/30 W 81-78 at Loyola (Ill.)
 1/2 L 56-60 Brown
 1/6 L 51-83 at #21 Michigan
 1/10 L 51-67 #22 Purdue
 1/13 L 74-83 #20 Penn State
 1/17 L 71-72 at Ohio State
 1/20 W 62-52 Wisconsin
 1/24 L 54-68 at Michigan State
 1/27 L 62-74 Illinois
 1/31 L 68-77 at Minnesota
 2/4 L 61-95 at Indiana
 2/7 L 77-88 #19 Iowa
 2/10 L 47-66 Minnesota
 2/14 L 62-93 at Illinois
 2/17 L 57-75 Michigan State
 2/21 W 82-71 at Wisconsin
 2/24 L 69-82 Ohio State
 2/28 L 62-78 at #12 Penn State
 3/2 L 56-79 at #5 Purdue
 3/6 L 50-77 Michigan

NOTE: Two games in italics vacated by the NCAA

1996-97

Record: 7-22; 2-16 (11th)

Coach: Ricky Byrdsong

Captains: Evan Eschmeyer, Jevon Johnson

11/22 W 61-55 Tennessee-Martin
 11/26 W 70-49 Central Michigan
 11/30 L 60-72 Tennessee Tech
 12/3 L 70-82 San Diego State
 12/7 W 58-56 at DePaul
 12/14 W 73-63 Seton Hall
 12/18 L 47-67 Illinois State
 12/21 W 64-57 Loyola (Ill.)
 12/27 L 62-79 at Hawaii*
 12/29 L 42-60 vs. Pittsburgh*
 12/30 L 52-68 vs. Washington State*
 1/2 L 55-72 at Iowa
 1/4 L 57-75 #8 Michigan
 1/11 L 53-78 at Purdue

1/15 L 63-66 #17 Indiana
 1/18 L 62-75 at Michigan State
 1/22 L 69-71 Penn State
 1/25 W 78-47 Ohio State
 1/29 L 53-65 at Wisconsin
 2/1 L 56-75 #6 Minnesota
 2/5 L 58-70 at Illinois
 2/8 L 44-56 Wisconsin
 2/13 L 40-55 at Ohio State
 2/15 L 55-61 at Penn State
 2/19 W 70-58 Michigan State
 2/22 L 49-64 at #24 Indiana
 2/26 L 61-72 Purdue
 3/5 L 76-93 at Michigan
 3/8 L 59-75 Iowa

* Rainbow Classic, Honolulu, Hawaii

NOTE: Two games in italics vacated by the NCAA

1997-98

Record: 10-17; 3-13 (9th)

Coach: Kevin O'Neill

Captains: Julian Bonner, Evan Eschmeyer

11/22 L 84-86 Siena
 11/26 W 71-51 Sam Houston State
 11/29 W 54-40 Md.-Eastern Shore
 12/2 W 90-52 Troy State
 12/6 W 72-59 DePaul
 12/13 W 51-44 Seton Hall
 12/17 W 68-51 Wofford
 12/23 L 63-64 at Boston College
 12/27 L 69-77 at Dayton
 1/3 L 57-91 at #14 Iowa
 1/7 W 66-59 Minnesota
 1/10 L 44-59 Illinois
 1/14 L 58-76 Indiana
 1/17 L 33-56 at Wisconsin
 1/22 L 45-83 at Penn State
 1/24 L 45-80 at #12 Purdue
 1/27 W 71-40 Chicago State
 1/31 L 66-72 #22 Michigan St. (OT)
 2/5 L 67-74 at #18 Michigan
 2/8 L 68-69 Penn State (OT)
 2/11 W 47-39 Wisconsin
 2/14 L 55-73 at Indiana
 2/18 L 57-69 at #23 Illinois
 2/21 W 70-62 Ohio State
 2/25 L 55-75 Iowa
 2/28 L 54-59 at Minnesota
 3/5 L 56-64 vs. MinnesotaΔ

NOTE: Game in italics vacated by the NCAA
 Δ Big Ten Tournament, Chicago, Ill.

1998-99

Record: 15-14; 6-10 (8th)

Coach: Kevin O'Neill

11/17 L 57-69 Maine
 11/21 W 68-30 Oakland (Mich.)
 11/25 W 69-66 St. Francis (N.Y.)
 11/28 W 62-55 Furman
 12/5 W 61-57 Dayton
 12/14 W 80-44 UW-Milwaukee
 12/19 L 52-63 at Seton Hall
 12/23 W 69-59 Boston College
 12/27 W 67-47 Long Beach State
 1/3 L 48-52 #21 Iowa
 1/6 W 58-55 at #17 Minnesota
 1/9 W 59-46 at Illinois
 1/13 L 78-81 at #23 Indiana
 1/16 L 49-57 #17 Wisconsin
 1/20 W 62-60 Penn State (OT)
 1/23 W 76-47 UT-Pan American
 1/27 W 54-50 #14 Purdue
 1/30 L 48-65 at #8 Michigan State
 2/4 W 58-34 Michigan
 2/6 W 71-67 at Penn State
 2/10 L 45-57 at #15 Wisconsin
 2/13 L 62-69 #17 Indiana (OT)
 2/17 L 63-69 Illinois
 2/20 L 49-59 at #11 Ohio State
 2/24 L 48-65 at #18 Iowa
 2/27 L 51-58 Minnesota
 3/4 W 54-44 Penn State#
 3/5 L 59-61 vs. #2 Michigan St.Δ
 3/10 L 64-69 at DePaul ☆

NOTE: Game in italics vacated by the NCAA

Δ Big Ten Tournament, Chicago, Ill.

☆ National Invitation Tournament

1999-2000

Record: 5-25; 0-16 (11th)

Coach: Kevin O'Neill

Captain: None

11/23 W 55-47 Chicago State
 11/26 L 26-48 vs. Evansville*
 11/27 L 52-61 vs. Nebraska*
 11/28 L 65-70 vs. Mississippi State*
 12/1 L 46-60 Florida State√
 12/4 L 44-62 La Salle
 12/11 W 56-49 Nicholls State
 12/14 W 67-59 Jacksonville
 12/18 W 78-54 Western Carolina
 12/29 L 44-85 at USC
 1/2 L 41-60 Oakland (Mich.)
 1/5 L 52-58 at Iowa
 1/8 L 56-57 Pepperdine
 1/13 L 49-82 Penn State
 1/15 L 44-58 #17 Ohio State
 1/19 L 70-93 at Michigan
 1/22 L 45-69 at #10 Michigan State
 1/27 L 29-59 #9 Michigan State
 1/29 L 60-69 at Minnesota
 2/2 L 51-70 at Purdue
 2/5 L 67-89 #11 Indiana
 2/9 W 61-47 Rice
 2/12 L 58-77 Purdue
 2/16 L 64-73 at Penn State
 2/19 L 30-63 Illinois
 2/23 L 49-69 at #6 Ohio State
 2/26 L 55-61 Michigan (OT)
 3/1 L 46-62 Wisconsin
 3/4 L 44-73 at #25 Illinois
 3/9 L 41-51 vs. WisconsinΔ

NOTE: Two games in italics vacated by the NCAA

* Hoop & Quill Tournament, St. Louis, Mo.

√ ACC/Big Ten Challenge

Δ Big Ten Tournament, Chicago, Ill.



THE 1998-99 NIT TEAM posted its best Big Ten record in 15 years and notched wins over No. 14 Purdue and No. 17 Minnesota.

YEAR-BY-YEAR RESULTS

2000-01

Record: 11-19; 3-13 (11th)

Cochair: Bill Carmody

Captain: None

11/18	L	43-53	Arkansas-L.R.
11/22	W	56-33	Md.-Eastern Shore
11/25	W	64-42	Vermont
11/28	L	44-57	at Clemson√
12/2	W	83-62	Mississippi Valley St.
12/10	L	44-62	at La Salle
12/13	W	83-56	St. Peter's
12/16	L	53-55	at Pepperdine
12/20	L	58-67	Kent State*
12/21	W	69-67	Iona *
12/22	W	68-52	Evansville*
12/27	W	63-61	#16 USC
1/3	L	56-73	at Ohio State
1/6	L	61-69	Purdue
1/10	L	53-84	at #3 Michigan State
1/13	L	66-73	at Penn State
1/17	L	49-63	#11 Illinois
1/20	L	59-78	at Purdue
1/24	L	58-74	#3 Michigan State
1/27	L	65-72	Michigan
1/31	W	79-63	Buffalo
2/2	L	59-84	at #6 Illinois
2/6	L	59-66	Minnesota
2/10	W	69-61	#14 Iowa
2/14	L	54-78	at Indiana
2/18	L	37-59	at #19 Wisconsin
2/21	W	62-61	Penn State
2/24	L	57-69	Ohio State
2/28	W	75-70	at Michigan
3/8	L	55-72	vs. IowaΔ

NOTE: Two games in italics vacated by the NCAA

* Carolina Shootout, San Juan, P.R.

√ACC/Big Ten Challenge

Δ Big Ten Tournament, Chicago, Ill.

2001-02

Record: 16-13; 7-9 (7th)

Cochair: Bill Carmody

Captain: None

11/14	W	78-73	vs. VCU*
11/15	L	68-71	vs. East Carolina*
11/16	W	59-51	vs. San Jose State*
11/24	W	80-42	Chicago State
11/28	W	57-50	Florida State√
12/8	W	79-56	Kansas State
12/15	W	58-55	Florida A&M

12/17	W	66-49	Liberty
12/22	L	60-63	vs. Fordham&
12/28	W	52-51	vs. UL-Lafayette%
12/29	L	60-77	at Arizona State%
1/2	L	44-59	Indiana
1/9	L	60-70	at #13 Iowa
1/12	L	48-55	Ohio State
1/16	W	58-54	at Michigan
1/19	W	63-50	#17 Iowa
1/23	L	61-63	at Purdue
1/26	W	63-57	at Buffalo
1/30	W	69-60	Wisconsin
2/2	L	57-58	at #25 Ohio State
2/6	W	61-49	Michigan State
2/9	L	44-73	at Wisconsin
2/13	W	58-56	Minnesota
2/16	W	55-49	at Penn State
2/20	W	61-48	Purdue
2/23	L	41-56	#16 Illinois
2/27	L	51-69	at Minnesota
3/2	L	67-79	at #25 Indiana
3/7	L	51-72	vs. MichiganΔ

NOTE: Two games in italics vacated by the NCAA

* BCA Invitational, Raleigh, N.C.

√ACC/Big Ten Challenge

& at Madison Square Garden, New York City

% azcentral.com Classic, Tempe, Ariz.

Δ Big Ten Tournament, Indianapolis, Ind.

2002-03

Record: 12-17; 3-13 (10th)

Cochair: Bill Carmody

Captain: None

11/22	W	56-36	Md.-Eastern Shore
11/25	W	81-55	New Hampshire
11/27	L	53-56	IUPUI
11/30	W	59-55	at Kansas State
12/4	L	49-74	at N.C. State√
12/7	W	62-60	Bowling Green
12/18	W	66-51	Elon
12/19	L	53-70	Illinois-Chicago
12/22	W	62-60	Fordham
12/30	W	69-62	Buffalo
1/4	W	70-42	Long Island
1/8	L	63-68	Iowa
1/11	L	68-82	at Purdue
1/15	L	57-71	at #18 Indiana
1/18	L	70-77	Michigan
1/25	L	57-74	at Minnesota
1/29	L	50-69	at Wisconsin

2/1	L	52-65	at Ohio State
2/5	W	74-61	Indiana
2/8	L	59-74	Wisconsin
2/12	W	78-67	Purdue
2/15	L	51-64	at Michigan State
2/19	L	61-73	Minnesota
2/22	L	61-73	#20 Illinois (U)
3/1	W	85-79	Penn State (2OT)
3/5	L	48-52	Ohio State
3/8	L	61-77	at Iowa
3/13	W	76-64	vs. MinnesotaΔ
3/14	L	65-94	vs. #13 IllinoisΔ

√ACC/Big Ten Challenge

Δ Big Ten Tournament, Chicago, Ill.

2003-04

Record: 14-15, 8-8 (t5th)

Cochair: Bill Carmody

Captain: Jitum Young

11/21	L	56-67	Colorado
11/23	W	76-60	Chicago State
11/25	L	53-65	at DePaul
11/29	W	69-61	Northwestern State
12/1	L	53-71	at Florida State√
12/3	W	69-61	Bucknell
12/6	W	77-60	at Bowling Green
12/17	W	63-61	Arizona State
12/20	L	71-90	at Illinois-Chicago
12/27	L	75-80	vs. Rutgers%
12/28	L	47-49	vs. MVSU%
1/7	L	54-78	at Michigan
1/10	W	77-68	at Iowa
1/14	W	70-60	#25 Illinois
1/17	L	62-73	at Indiana
1/21	L	61-73	Michigan State
1/28	L	61-63	at Penn State (OT)
1/31	W	61-47	Minnesota
2/4	L	64-72	at Ohio State
2/7	W	69-51	#14 Wisconsin
2/11	W	40-39	at Purdue
2/14	W	65-52	Penn State
2/21	L	56-66	at Michigan State
2/25	W	63-59	Indiana
2/28	L	56-66	at #23 Illinois
3/3	W	51-49	Iowa
3/6	L	56-63	Michigan
3/11	W	57-52	vs. Penn StateΔ
3/12	L	55-68	vs. Michigan StateΔ

√ACC/Big Ten Challenge

% S.P. SunClassic, El Paso, Texas

Δ Big Ten Tournament, Indianapolis, Ind.

2004-05

Record: 15-16, 6-10 (8th)

Cochair: Bill Carmody

Captain: None

11/19	W	56-53	Portland%
11/20	L	61-64	New Mexico State%
11/21	L	57-64	Utah State&
11/28	L	57-66	at Colorado
12/1	L	44-48	#24 Virginia√
12/4	W	78-53	Chicago State
12/15	W	56-52	DePaul
12/18	W	53-44	Seton Hall
12/20	L	55-90	at Arizona State
12/22	W	72-58	Robert Morris
12/27	W	50-43	Delaware State
12/31	W	56-48	UT-Pan American
1/5	W	73-52	Indiana
1/8	L	58-87	at #20 Michigan State
1/12	L	61-71	at Michigan
1/15	L	66-78	#1 Illinois
1/22	L	62-65	at Penn State
1/26	W	75-74	#23 Iowa (OT)
1/29	L	52-65	Ohio State
2/2	L	58-73	at #19 Wisconsin
2/5	W	67-61	Purdue
2/9	W	55-53	at Minnesota
2/12	L	54-64	at #24 Iowa
2/14	W	59-51	Texas A&M-CC
2/19	W	54-39	Penn State
2/23	L	48-84	at #1 Illinois
2/26	W	69-53	Michigan
3/2	L	58-69	#14 Michigan State
3/5	L	55-77	at Indiana
3/10	W	58-56	vs. MichiganΔ
3/11	L	51-68	vs. #1 IllinoisΔ

% Top of the World Classic, Fairbanks, Alaska

√ACC/Big Ten Challenge

Δ Big Ten Tournament, Chicago, Ill.

2005-06

Record: 14-15, 6-10 (t8th)

Cochair: Bill Carmody

Captain: None

11/13	W	61-59	vs. Lehigh\$
11/14	W	61-47	vs. Charlotte\$
11/15	L	48-56	vs. UNC Wilmington\$
11/21	W	69-59	Florida Atlantic
11/26	L	49-59	at DePaul
11/30	L	57-72	at Virginia√
12/3	W	61-54	Delaware State (OT)
12/14	L	62-71	Illinois-Chicago
12/18	W	44-42	at Seton Hall
12/23	W	69-36	DePaul
1/1	W	82-47	Northern Colorado
1/4	W	66-53	Purdue
1/7	W	57-49	at Minnesota
1/11	L	61-65	Penn State
1/14	L	52-68	at #21 Wisconsin
1/18	L	51-68	at Michigan
1/21	L	47-58	#7 Illinois
1/25	W	78-76	at Purdue (OT)
2/1	L	63-72	at #22 Indiana
2/4	L	66-77	#12 Michigan State
2/8	W	51-48	#18 Iowa
2/11	W	73-49	IPFW
2/15	L	47-63	at #14 Illinois
2/18	L	52-61	at #12 Ohio State
2/23	W	62-51	Wisconsin
2/25	L	55-68	at Penn State
3/1	L	53-56	#9 Ohio State
3/4	W	57-53	Minnesota
3/7	L	42-60	vs. Penn StateΔ

\$ BCA Invitational, Laramie, Wyo.

√ACC/Big Ten Challenge

Δ Big Ten Tournament, Indianapolis, Ind.



THE 2008-09 NIT TEAM defeated three ranked teams, including Purdue and eventual national runner-up Michigan State on the road.

YEAR-BY-YEAR RESULTS



2006-07

Record: 13-18, 2-14 (110th)

Coach: Bill Carmody

Captains: Tim Doyle, Joe Kennedy

11/10	L	61-64	Cornell
11/14	W	49-39	DePaul
11/17	L	53-58	at Stanford
11/21	W	64-40	Brown
11/25	W	40-39	North Florida
11/28	W	61-59	Miami (Fla.)√
12/9	W	77-75	W. Michigan (OT)
12/14	W	41-39	Wheaton (Ill.)
12/19	L	65-66	vs. Tennessee Tech\$
12/20	W	62-55	vs. UPR-Mayaguez\$
12/21	W	77-44	vs. Utah\$
12/27	W	66-60	Loyola (Md.)
12/31	W	85-59	Northwestern State
1/3	L	57-83	at Penn State
1/6	L	46-58	Michigan
1/10	L	45-66	at Michigan State
1/13	L	50-56	#3 Wisconsin
1/17	L	41-73	at #7 Ohio State
1/20	W	55-40	at Minnesota
1/24	L	50-59	#5 Ohio State
1/31	L	55-62	Minnesota
2/3	L	52-69	at #2 Wisconsin
2/7	L	43-58	Illinois
2/10	W	53-51	Penn State
2/15	L	58-66	at Iowa
2/18	L	37-48	at Illinois
2/21	W	67-56	UT-Pan American
2/24	L	68-75	Purdue
2/28	L	65-69	Indiana
3/3	L	50-73	at Purdue
3/8	L	57-62	vs. Michigan StateΔ

√ ACC/Big Ten Challenge

\$ San Juan Shootout, San Juan, Puerto Rico

Δ Big Ten Tournament, Indianapolis, Ind.

2008-09

Record: 17-14, 8-10 (9th)

Coach: Bill Carmody

Captain: Craig Moore

11/16	W	81-39	Central Arkansas
11/19	W	66-48	Texas A&M-C.C.
11/22	W	73-64	at Brown
11/26	L	53-57	at Butler
12/1	W	59-43	UC Riverside
12/3	W	73-59	Florida State√
12/6	W	63-36	DePaul
12/15	W	77-62	UMKC
12/20	L	59-65	at Stanford
12/23	W	66-55	SMU
12/31	L	57-61	at Penn State
1/3	L	66-77	#10 Michigan State
1/7	L	45-74	at Wisconsin
1/15	L	61-63	#19 Purdue
1/18	W	74-65	#18 Minnesota
1/21	W	70-63	at #7 Michigan State
1/24	L	59-68	at Michigan
1/28	W	77-75	Indiana
1/31	W	66-63	Wisconsin
2/4	W	75-63	Chicago State
2/7	L	51-56	at Iowa
2/12	L	59-60	#22 Illinois
2/15	L	67-70	Michigan (OT)
2/18	W	72-69	Ohio State
2/22	L	45-72	at Minnesota
2/25	W	75-53	at Indiana
2/28	W	55-49	Iowa
3/4	W	64-61	at #19 Purdue
3/8	L	47-52	at Ohio State
3/12	L	53-66	vs. MinnesotaΔ
3/18	L	59-68	at Tulsa ✕

√ ACC/Big Ten Challenge

Δ Big Ten Tournament, Indianapolis, Ind.

✕ National Invitation Tournament

11/28	W	67-65	vs. Iowa State◆
12/1	W	65-53	at N.C. State√
12/13	W	90-65	North Carolina A&T
12/16	W	84-54	North Florida
12/19	W	70-62	Stanford
12/22	W	74-54	Central Conn. State
12/30	L	83-89	at Illinois (OT) (25)
1/2	L	70-91	#11 Michigan St. (25)
1/7	W	53-44	Texas-Pan American
1/10	W	68-62	at Michigan
1/13	L	50-60	#13 Wisconsin
1/16	W	72-64	#6 Purdue
1/19	L	56-76	at #21 Ohio State
1/23	W	73-68	Illinois
1/26	L	61-65	at Minnesota
1/30	L	70-79	at #5 Michigan State
2/2	W	67-52	Michigan
2/7	W	78-61	Indiana
2/10	L	65-78	at Iowa
2/14	W	77-74	Minnesota (OT)
2/17	L	70-81	Penn State
2/21	L	63-70	at #14 Wisconsin
2/25	W	74-57	Iowa
2/28	L	60-79	at Penn State
3/3	W	72-49	Chicago State
3/6	L	80-88	at Indiana (OT)
3/11	W	73-58	vs. IndianaΔ
3/12	L	61-69	vs. #6 PurdueΔ
3/17	L	64-76	at Rhode Island✕

√ ACC/Big Ten Challenge

◆ Chicago Invitational Challenge, Chicago

Δ Big Ten Tournament, Indianapolis, Ind.

✕ National Invitation Tournament

2007-08

Record: 8-22, 1-17 (11th)

Coach: Bill Carmody

Captain: None

11/15	L	60-71	#20 Stanford
11/17	L	53-54	at DePaul
11/20	W	95-63	Benedictine
11/24	L	67-73	Brown
11/27	L	52-94	at Virginia√
12/1	W	68-58	Savannah State
12/3	W	88-68	Arkansas State
12/8	W	65-63	at Western Michigan
12/20	W	77-51	Howard
1/2	L	68-79	Penn State
1/6	L	51-62	at Ohio State
1/9	L	63-82	at Minnesota
1/12	L	68-78	Michigan
1/16	W	65-47	at Chicago State
1/19	L	50-62	at #17 Wisconsin
1/24	L	62-78	#10 Michigan State
1/27	L	37-70	at Illinois
1/30	W	68-59	UT-Pan American
2/3	L	63-75	at #11 Indiana
2/6	L	72-92	Minnesota
2/9	L	55-70	at Michigan State
2/13	L	47-65	Ohio State
2/16	L	56-71	#19 Purdue
2/19	L	51-53	at Iowa
2/23	L	82-85	#15 Indiana
2/26	W	62-60	at Michigan
3/1	L	43-68	at #16 Purdue
3/4	L	62-67	Iowa
3/8	L	52-65	#10 Wisconsin
3/13	L	52-55	vs. MinnesotaΔ

√ ACC/Big Ten Challenge

Δ Big Ten Tournament, Indianapolis, Ind.

2009-10

Record: 20-14, 7-11 (17th)

Coach: Bill Carmody

Captain: None

11/13	W	77-55	Northern Illinois
11/18	L	54-67	#11 Butler
11/22	W	69-62	Tennessee State
11/24	W	69-53	Liberty
11/27	W	72-58	vs. #23 Notre Dame◆



THE 2009-10 NIT TEAM posted a school-record 20 wins and earned the program's first national ranking in 41 years.