



2012-13 UNIVERSITY OF CINCINNATI MEN'S BASKETBALL RECORDS SUPPLEMENT

TABLE OF CONTENTS

RECORDS

Single-Game.....	2-3
Single-Season.....	4
Opponent Single-Game.....	5
Single-Game Individual.....	6
Individual Season.....	7
Individual Career.....	8

ANNUAL LEADERS

Scoring.....	9
Rebounding.....	9-10
Field Goal Percentage.....	10
Free Throw Percentage.....	10-11
Three-Point Field Goal Percentage.....	11
Steals.....	11
Blocks.....	11
Assists.....	11

HISTORY

All-Time Lettermen.....	12-13
Team MVPs.....	13
1,000-point Club.....	14-17
Career Rebounding Leaders.....	17
Retired Numbers.....	18
All-Conference Selections.....	19
Coaching Records.....	19
All-Americans.....	20
Pro Bearcats.....	21-22
Bearcats in the NBA Draft.....	22
Year-by-Year Results.....	23-36
Overtime Games.....	37
Yearly Season Records.....	38

RANKINGS AND POSTSEASON PLAY

Bearcats in the Polls.....	39-40
Weekly AP Rankings.....	39
UC Rankings in Final Polls.....	39
UC vs. Ranked Teams.....	39-41
Weekly USA Today/ESPN Rankings.....	40
UC vs. Ranked Opponents at Home.....	41
Bearcats in the NCAA Tournament.....	42
Bearcats in Postseason Play.....	43

UC AT HOME

Arena Records.....	44-45
UC vs. Opponents in Fifth Third Arena.....	44
Individual Records.....	44
Yearly Results at Home.....	44
Team Records.....	45
Attendance Records.....	45
All-Time Record at UC Homecourts.....	45

AGAINST THE OPPONENTS

All-Time Series Records.....	46
All-Time Series Scores.....	47-59



SINGLE-GAME TEAM RECORDS

HIGHS

Points

1.	127 v. North Texas St.	1957-58
2.	123 v. St. Joseph's (Pa.)	1959-60
	 v. North Texas State	1959-60
4.	122 v. St. Joseph's (Ind.)	1976-77
5.	120 v. Kent State	1976-77

Points-Two Teams

232 Cincinnati 119, Morehead State 113	1957-58
-----	---	---------

Points-One Half

69 v. North Texas State	1957-58
68 v. DePaul	1997-98

Field Goals Made

55 v. St. Joseph's (Ind.)	1975-76
 v. Wright State	1976-77
51 v. Northeast Illinois	1973-74
50 v. multiple opponents	

Field Goals Attempted

132 v. Cedarville	1949-50
113 v. Cedarville	1950-51
 v. Western Reserve	1951-52
112 v. Wilmington	1951-52
109 v. Western Reserve	1952-53

Field Goal Percentage

.672 v. E. Michigan (41-61)	1996-97
.667 v. St. Francis (Pa.) (32-48)	1990-91
.655 v. Austin Peay (38-58)	1992-93
.643 v. Memphis (27-42)	1986-87
 v. Kent State (36-56)	1990-91

3-Point Field Goals Made

24 v. Oakland	1998-99
18 v. Louisiana-Monroe	2001-02
17 v. Wofford	2006-07
16 v. Chicago State	2011-12
14 v. Connecticut	1993-94
 v. Dayton	1993-94
 v. Temple	1994-95
 v. Houston	1998-99
 v. Georgetown	2006-07
 v. Utah Valley	2010-11

3-Point Field Goals Attempted

48 v. Oakland	1998-99
36 v. Eastern Kentucky	2008-09
 v. Temple	1993-94
 v. Coppin State	2001-02
35 v. Chicago State	2011-12
34 v. Louisiana-Monroe	2001-02
32 v. St. John's	2011-12
 v. Wright State	2011-12
 v. USF	2008-09
 v. Wofford	2006-07
 v. Syracuse	2006-07

3-Point Field Goal Percentage (minimum: 5 made)

.833 v. Regis (5-6)	1986-87
.741 v. Duke (5-7)	1998-99
.667 v. Massachusetts (8-12)	1992-93
.625 v. Marquette (5-8)	1996-97

Free Throws Made

42 v. Louisville	2002-03
38 v. UAB	1997-98
37 v. North Texas State	1957-58
36 v. Bradley	1956-57

Free Throws Attempted

58 v. Louisville	2002-03
55 v. UAB	1997-98
51 v. North Texas State	1957-58
49 v. Miami (OH)	1952-53
 v. Miami (OH)	1956-57
 v. Arkansas	1995-96

Free Throw Percentage

1.000 v. Loyola (Ill.) (12-12)	1986-87
 v. USF (7-7)	1987-88
 v. Saint Louis (8-8)	1992-93
 v. Temple (17-17)	1995-96
 v. West Virginia (4-4)	2005-06
 v. Louisville (18-18)	2005-06
 at Louisville (4-4)	2009-10

Rebounds

84 v. Union	1954-55
82 v. Kent State	1952-53
80 v. Tennessee	1955-56
 v. North Texas State	1957-58

Rebound Margin

+45 v. Tennessee	1955-56
+43 v. Union	1954-55
+40 v. Case Western Reserve	1952-53
 v. North Texas State	1957-58

Assists

41 v. St. Joseph's (Ind.)	1975-76
28 v. Pacific	1958-59
27 v. multiple opponents (last vs. Toledo, 2009-10)	



Cincinnati had 18 steals against Bowling Green in the 1989-90 season.



The 2005-06 squad shot 18-for-18 from the free throw line against Louisville.

Steals

20 v. Tulane	1978-79
 v. Howard	1996-97
19 v. Akron	1976-77
18 v. Bowling Green	1989-90
 v. Wyoming	1995-96

Blocked Shots

18 v. Marquette	2005-06
15 v. Iowa State	1999-00
14 v. DePaul	1997-98
13 v. Memphis	1999-00
 v. Miami (OH)	2004-05

Turnovers

31 v. Cleveland State	1973-74
29 v. Pittsburgh	1978-79
 v. Tulane	1978-79
 v. Xavier	1997-98
 v. Central Michigan	2006-07

Personal Fouls

39 v. William & Mary	1951-52
38 v. Morehead State	1955-56
 v. Louisville	1985-86
37 v. Miami (OH)	1951-52

Disqualifications

5 v. William & Mary	1950-51
 v. St. Bonaventure	1950-51

Overtime Periods

7 v. Bradley	1981-82
	(75-73 UC win), NCAA Record	



SINGLE-GAME TEAM RECORDS

LOWS

Fewest Points Scored

11 v. Kentucky	1983-84
31 v. Louisville	1980-81
37 v. Louisville	1983-84
38 v. Georgia Tech	1977-88

Fewest Field Goals Made

5 v. Kentucky	1983-84
12 v. Memphis	2008-09
.... v. LaSalle	1948-49
13 v. Saint Louis	1960-61

Fewest Field Goals Attempted

12 v. Kentucky	1983-84
---------------------------	---------

Lowest Field Goal Percentage

.156 v. LaSalle (12-77)	1948-49
.207 v. Butler (17-82)	1948-49
.215 v. Butler (17-79)	1948-49
.222 v. Duquesne (14-63)	1951-52
.243 v. Miami (OH) (17-71)	1948-49

Fewest 3-Point Field Goals Made

0 v. multiple opponents (last vs. DePaul, 2009-10)

Fewest 3-Point Field Goals Att.

2 v. South Carolina	1988-89
.... v. Morehead State	1986-87

Lowest 3-Point FG Percentage


.000 v. multiple opponents

Fewest Free Throws Made

0 v. Georgia Tech	1977-78
1 v. Virginia Commonwealth	1978-79
.... v. Kentucky	1983-84



Cincinnati's 24-11 loss to Kentucky on Dec. 20, 1983 produced several modern day lows.



The 1984-85 Cincinnati team committed only three turnovers against Louisville.

Fewest Free Throws Attempted

0 v. Georgia Tech	1977-78
2 v. Louisville	2008-09
.... v. Kentucky	1983-84
.... v. Tulane	1982-83
3 v. Brown	1973-74

Lowest Free Throw Percentage

.143 v. Louisville (1-7)	2011-12
.222 v. UNC Wilmington (2-9)	2000-01
.240 v. Tulsa (6-25)	1968-69
.286 v. Toledo (4-14)	1951-52
.300 v. Tulsa (3-10)	1966-67
.... v. East Carolina (3-10)	2001-02

Fewest Rebounds

9 v. Kentucky	1983-84
13 v. Georgia Tech	1977-78
15 v. Louisville	1980-81

Fewest Assists

1 v. Xavier	1968-69
2 v. multiple opponents	

Fewest Steals

0 v. multiple opponents

Fewest Blocked Shots

0 v. multiple opponents (last at Georgetown, 2011-12)
--

Fewest Turnovers

3 v. Ohio State	1960-61
.... v. Louisville	1984-85
.... v. Boston University	2001-02
.... v. Villanova	2011-12
4 v. Virginia Tech	1982-83
.... v. Charlotte	2000-01
.... v. Middle Tennessee	2003-04
.... v. Georgetown	2005-06

Fewest Personal Fouls

5 v. Southern Miss	1985-86
7 v. multiple opponents	

Fewest Records begin with 1946-47



SINGLE-SEASON TEAM RECORDS

Games

37.....	2011-12
35.....	2000-01, 2001-02, 2009-10, 2010-11
34.....	1989-90, 1991-92, 1994-95, 1996-97, 2005-06

Victories

31.....	2001-02 (31-4)
29.....	1961-62 (29-2) 1991-92 (29-5) 1999-00 (29-4)
28.....	1959-60 (28-2) 1995-96 (28-5)
27.....	1960-61 (27-2) 1992-93 (27-5) 1997-98 (27-6) 1998-99 (27-6)

Con. Victories-One Season

22.....	1960-61
---------	---------

Con. Victories-Two Seasons

37.....	1961-62—1962-63
---------	-----------------

Points

2,754.....	1994-95
2,738.....	2001-02
2,743.....	1996-97
2,686.....	1991-92
2,672.....	1995-96

Scoring Average

86.7.....	1959-60
86.5.....	1957-58
84.8.....	1955-56
84.0.....	1958-59
83.3.....	1954-55

Scoring Margin

22.0.....	1959-60
20.6.....	1957-58
18.9.....	1950-51
17.8.....	2001-02
17.1.....	1961-62

Field Goals Made

1,059.....	1975-76
1,035.....	1959-60
996.....	1994-95
991.....	1974-75
970.....	1958-59

Field Goals Attempted

2,336.....	1948-49
2,297.....	1954-55
2,281.....	1951-52
2,248.....	1975-76
2,194.....	2011-12
2,174.....	1949-50

Field Goal Percentage

.511.....	1959-60 (1035-2025)
.499.....	1977-78 (724-1611)
.496.....	1996-97 (962-1938)
.480.....	1957-58 (910-1895) 1999-00 (898-1871)

3-Point Field Goals Made

260.....	2011-12
253.....	1993-94
237.....	2003-04
236.....	1994-95
233.....	2008-09
221.....	2004-05

3-Point Field Goals Att.

763.....	2011-12
702.....	2008-09
693.....	1993-94
687.....	2009-10
669.....	1994-95
651.....	2010-11

3-Point Field Goal Pct.

.431.....	1986-87 (115-267)
.375.....	1991-92 (208-555)
.365.....	1993-94 (253-693)
.362.....	2001-02 (209-577)
.359.....	1999-00 (165-459)

Free Throws Made

635.....	1996-97
612.....	1954-55
610.....	1997-98
606.....	2004-05
602.....	1957-58

Free Throws Attempted

924.....	1996-97
911.....	1954-55
898.....	1997-98
878.....	2004-05
854.....	1999-00

Free Throw Percentage

.747.....	2005-06 (505-676)
.717.....	1979-80 (359-501)
.714.....	1974-75 (388-543)
.709.....	2001-02 (595-839)
.708.....	1976-77 (425-600)

Rebounds

1,639.....	1954-55
1,553.....	1960-61
1,536.....	1961-62
1,532.....	1958-59
1,522.....	1959-60

Rebound Average

62.7.....	1955-56
56.5.....	1954-55
52.4.....	1952-53
51.8.....	1960-61

Rebound Margin

+13.3.....	1960-61
+12.7.....	1961-62

Assists

567.....	1973-74
550.....	1994-95
546.....	1995-96
525.....	1996-97
517.....	2003-04

Steals

319.....	1992-93
316.....	1991-92
305.....	1989-90
298.....	2011-12
286.....	1990-91
277.....	1995-96

Blocked Shots

226.....	2004-05
223.....	1999-00
193.....	2005-06
170.....	2011-12
168.....	2003-04
154.....	2001-02

Turnovers

526.....	1994-95
.....	1997-98
523.....	1996-97
494.....	1974-75
487.....	1989-90

Personal Fouls

742.....	1994-95
716.....	1996-97
701.....	1995-96
695.....	1951-52

Disqualifications

46.....	1951-52
42.....	1950-51
26.....	1970-71

Overtime Games

6.....	1966-67
.....	(won 5, lost 1)

OPPONENT SEASON RECORDS

Points

2,423.....	1994-95
2,359.....	1989-90
.....	2005-06
2,332.....	1987-88
2,327.....	2009-10

Scoring Average

83.3.....	1987-88
76.5.....	1952-53
75.7.....	1971-72
.....	1980-81

Field Goals Made

865.....	1989-90
864.....	1975-76
859.....	2005-06
849.....	2011-12
817.....	2000-01
810.....	1994-95

Field Goals Attempted

2,080.....	2005-06
2,063.....	2011-12
2,060.....	1958-59
2,035.....	2001-02
2,021.....	1954-55
2,008.....	2004-05

Field Goal Percentage

.523.....	1983-84 (719-1376)
.490.....	1986-87 (706-1441)
.486.....	1985-86 (729-1499)

3-Point Field Goals Made

236.....	2005-06
231.....	2006-07
230.....	2004-05, 2009-10
222.....	1994-95

3-Point Field Goals Att.

676.....	2009-10
668.....	2004-05
662.....	2005-06
641.....	2011-12
634.....	1994-95

3-Point Field Goal Pct.

.379.....	1987-88 (107-282)
.377.....	2006-07 (231-612)
.358.....	1989-90 (132-369)
.356.....	2005-06 (236-662)

Free Throws Made

630.....	1954-55
581.....	1994-95
579.....	1987-88
548.....	1985-86

Free Throws Attempted

916.....	1954-55
878.....	1994-95
859.....	1952-53

Free Throw Percentage

.738.....	2006-07 (431-584)
.728.....	1964-65 (481-661)
.724.....	1974-75 (457-631)
.721.....	1967-68 (447-613)

Rebounds

1,324.....	2011-12
1,314.....	1958-59
1,302.....	2005-06
1,287.....	1954-55
1,260.....	1975-76
1,242.....	2000-01

Rebound Average

51.7.....	1952-53
48.1.....	1955-56
45.7.....	1951-52
44.4.....	1954-55

Assists

504.....	1973-74
465.....	2011-12
444.....	2005-06
422.....	1994-95
417.....	1989-90
415.....	2008-09
412.....	1984-85

Steals

227.....	2009-10
213.....	1996-97
208.....	1997-98
205.....	2010-11
200.....	1989-90, 1994-95, 2011-12

Blocked Shots

148.....	2005-06
138.....	2000-01
125.....	2006-07
120.....	2011-12
114.....	1993-94
113.....	1995-96

Turnovers

707.....	1991-92
662.....	1992-93
634.....	1973-74
633.....	1989-90

Personal Fouls

747.....	2001-02
746.....	1996-97
743.....	1997-98
741.....	1994-95

Disqualifications

43.....	1957-58
37.....	1996-97



OPPONENT SINGLE-GAME RECORDS

TEAM GAME HIGHS

Most Points

115	by Virginia Tech.....	1980-81
	by Virginia Tech.....	1987-88
113	by Morehead State	1955-56
109	by St. Joseph's (Pa.).....	1969-70
107	by Memphis.....	1981-82

Most Field Goals

42	by Saint Louis	1955-56
41	by North Texas State	1968-69
	by St. Joseph's (Pa.)	1969-70
	by UCLA	2001-02

Most Field Goal Attempts

110	by Western Michigan	1952-53
107	by Duquesne.....	1952-53
102	by NC State	1952-53
	by St. Joseph's (Pa.)	1957-58
98	by St. Francis (Pa.)	1954-55

Most 3-Point Field Goals

15	by Marquette.....	2008-09
	by South Carolina	1996-97
	by Oakland	1998-99
	by West Virginia.....	2006-07
14	by Temple	1994-95
	by West Virginia.....	2006-07
	by Utah Valley.....	2010-11

Most 3-Point FG Attempts

40	by West Virginia.....	2006-07
36	by UCLA.....	2001-02
35	by West Virginia.....	2005-06
34	by Temple	1994-95
	by Oakland	1998-99
	by UNC Charlotte	1999-00
	by Providence.....	2009-10

Highest 3-Point FG Percentage

(minimum: 5 made)		
.750	by Memphis (9-12).....	1994-95
.667	by N.C. State (6-9)	2007-08

Most Free Throws

53	by Morehead State	1955-56
43	by Memphis.....	1981-82
42	by Florida State.....	1988-89
38	by Louisville.....	1985-86

Most Free Throw Attempts

65	by Morehead State	1955-56
54	by Kent State	1952-53
53	by Louisville.....	1985-86
52	by Memphis.....	1981-82
	by Florida State.....	1988-89

Highest Free Throw Percentage

1.000	by multiple opponents
	(last vs. Chicago State (6-6) , 2011-12)

Most Rebounds

78	by Miami (OH)	1955-56
73	by St. Francis (Pa.)	1954-55
71	by NC State	1952-53
70	by LaSalle	1952-53
68	by Miami (OH)	1955-56

Highest Rebound Margin

+31	by Dayton	1953-54
+29	by Southern Methodist.....	1974-75

Most Assists

33	by Holy Cross	1978-79
28	by Va. Commonwealth.....	1980-81
26	by Washington	1971-72
	by Louisville.....	1979-80
	by Iowa.....	1959-60
	by Illinois.....	2003-04

Most Steals

20	by Memphis.....	1986-87
19	by Xavier.....	1997-98
17	by Marshall.....	1983-84
16	by DePaul	1998-99

Most Blocked Shots

13	by Connecticut.....	2007-08
12	by Virginia Tech.....	1979-80
	by Southern Miss.....	1985-86
	by North Carolina.....	1993-94

Most Turnovers

35	by Cleveland State.....	1971-72
	by Tennessee-Martin	1994-95
34	by Sam Houston.....	1990-91
	by Texas Southern.....	1992-93

Most Personal Fouls

40	by Louisville.....	2002-03
36	by Cleveland State.....	1972-73
35	by St. Bonaventure	1950-51
	by North Texas State	1957-58
	by Arkansas	1995-96
	by UAB.....	1997-98
	by Northwestern St. (La.).....	2004-05

Most Disqualifications

5	by St. Joseph's (Pa.)	1957-58
	by Northern Michigan	1968-69

TEAM GAME LOWS

Fewest Points

24	by Kentucky	1983-84
30	by Miami (OH)	1961-62
34	by North Texas State	1960-61
	by Dayton	2010-11
36	by Miami (OH)	1962-63
	by Winthrop.....	1997-98

Fewest Field Goals

10	by N. Texas State.....	1960-61
	by Miami (OH)	1961-62
	by Kentucky	1983-84
	by West Virginia.....	2007-08
11	by Temple	1994-95
	by Southern Miss.....	2001-02

Fewest Field Goal Attempts

19	by Kentucky	1983-84
----	-------------------	---------

Fewest 3-Point Field Goals

0	by multiple opponents
---	-----------------------

Fewest 3-Point FG Attempts

0	by multiple opponents
---	-----------------------

Lowest 3-Point FG Percentage

.000	by multiple opponents
------	-----------------------

Fewest Free Throws

0	by New Hampshire	1974-75
1	by Alabama State.....	2011-12
2	by multiple opponents	
	(last vs. Miami (OH), 2009-10)	

Fewest Free Throw Attempts

0	by New Hampshire	1974-75
---	------------------------	---------

Lowest Free Throw Percentage

.200	by Southern Miss (2-10)	1985-86
	by Miami (OH) (2-10)	1982-83
.222	by UNC Wilmington (2-9)....	2000-01
.250	by Youngstown St. (4-16)...	1993-94

Fewest Rebounds

11	by Kentucky	1983-84
13	by Georgia Tech	1977-78
16	by Central Michigan.....	2006-07
18	by Tulane	1984-85
	by Saint Louis	1992-93
	by Rhode Island.....	1997-98

Fewest Assists

0	by Tulsa.....	1961-62
1	by multiple opponents	

Fewest Steals

0	by multiple opponents
---	-----------------------

Fewest Blocked Shots

0	by multiple opponents
	(last vs. Wright State, 2011-12)

Fewest Turnovers

3	by Louisville.....	1984-85
	by Ohio State	1960-61
4	by Virginia Tech.....	1982-83
	by Illinois.....	2003-04

Fewest Personal Fouls

4	by Kentucky	1983-84
5	by West Virginia.....	2005-06
9	by multiple opponents (last vs. USF, 2011-12)	

Lows begin with 1946-47

INDIVIDUAL SINGLE GAME

Points

41	Dell Curry, Virginia Tech	1985-86
39	Maalik Wayns, Villanova.....	2011-12
38	Lyle Falknor, Wright State.....	1974-75
	Lou Silver, Harvard	1974-75
	Dell Curry, Virginia Tech	1985-86
37	Sihugo Green, Duquesne	1955-56
	Jerry Newsome, Indiana St. ...	1967-68
	Jermaine Guise, Butler	1993-94
	Luke Harangody, ND	2009-10

Field Goals Made

16	Sihugo Green, Duquesne	1955-56
	Dell Curry, Virginia Tech	1985-86

Field Goals Attempted

40	Sihugo Green, Duquesne	1955-56
35	Tom Marshall, Western Ky. ...	1952-53
30	Dell Curry, Virginia Tech	1985-86

3-Point Field Goals Made

9	Johnnie Miller, Temple	1994-95
8	R. Brokenborough, Temple	1996-97
	Francisco Garcia, Louisville ...	2002-03
	Brendan Plavich, Charlotte ...	2004-05
7	eight players	

3-Point Field Goals Attempted

17	Johnnie Miller, Temple	1994-95
	Marcus Singer, DePaul	1996-97
	Brendan Plavich, Charlotte...	2004-05
16	Rodney Newsome, Memphis..	1994-95
14	four players	

Free Throws Made

18	David Burns, Saint Louis	1979-80
17	Johnny Rogers, Cal-Irvine.....	1984-85
	Larry Davis, South Carolina...	1996-97
16	Dell Curry, Virginia Tech	1985-86
	Ronny Turiaff, Gonzaga.....	2002-03

Free Throws Attempted

26	Bob McNeal, St. Joseph's (Pa.) .	1957-58
23	Joe Spratt, St. Joseph's (Pa.)....	1957-58
22	David Burns, Saint Louis	1979-80

Rebounds

25	Tom Gola, LaSalle	1952-53
	Wes Unseld, Louisville	1967-68
24	Leroy Wright, Pacific.....	1958-59
20	four players	

Assists

15	Edmund Sherod, Va. Comm. .	1980-81
13	Larry Schellenberg, Dayton ..	1984-85
11	six players	

Steals

7	Harold Keeling, Santa Clara ..	1984-85
	Kawika Akina, N. Arizona	1997-98
6	multiple players	

Blocked Shots

8	H. Thabeet, Connecticut	2007-08
	Daryl Watkins, Syracuse.....	2006-07
	Jim McIlvaine, Marquette.....	1993-94
7	Jim McIlvaine, Marquette.....	1993-94
	Hamady N'Diaye, Rutgers.....	2006-07
	Hamady N'Diaye, Rutgers.....	2007-08



SINGLE-GAME INDIVIDUAL RECORDS

MINUTES PLAYED

73	Bobby Austin v. Bradley.....	1981-82
64	Dwight Jones v. Bradley.....	1981-82
63	Junior Johnson v. Bradley.....	1981-82
	Mike Williams v. Bradley.....	1981-82
60	David Kennedy v. Memphis.....	1980-81

POINTS

62	Oscar Robertson v. North Texas State....	1959-60
56	Oscar Robertson v. Seton Hall.....	1957-58
	Oscar Robertson v. Arkansas.....	1957-58
50	Oscar Robertson v. St. Louis.....	1957-58
	Oscar Robertson v. Wichita State.....	1957-58
	Oscar Robertson v. Iowa.....	1959-60

FIELD GOALS MADE

23	Oscar Robertson v. North Texas State....	1959-60
22	Oscar Robertson v. Seton Hall.....	1957-58
21	Oscar Robertson v. Arkansas.....	1957-58
19	Larry Imburgia v. Cedarville.....	1950-51
	Oscar Robertson v. Kansas.....	1959-60

FIELD GOALS ATTEMPTED

36	Oscar Robertson v. Arkansas.....	1957-58
34	Oscar Robertson v. Miami (OH).....	1958-59
33	Jack Twyman v. Western Kentucky.....	1954-55
	Oscar Robertson v. Iowa.....	1959-60
32	Jack Twyman v. Ball State.....	1954-55
	Oscar Robertson v. Seton Hall.....	1957-58
	Oscar Robertson v. Bradley.....	1959-60
	Oscar Robertson v. Wichita State.....	1959-60
	LaZelle Durden v. Wyoming.....	1994-95

FIELD GOAL PCT (min. 10 made)

.933	Danny Fortson v. E. Mich. (14-15).....	1996-97
.923	George Wilson v. Ohio (12-13).....	1962-63
.917	Kenyon Martin v. UNLV (11-12).....	1998-99
.909	Erik Martin v. SE Missouri (10-11).....	1992-93
	Eric Hicks v. DePaul (10-11).....	2004-05

3-POINT FIELD GOALS MADE

10	Melvin Levett v. Eastern Kentucky.....	1997-98
9	LaZelle Durden v. Memphis.....	1993-94
	Deonta Vaughn v. Wofford.....	2006-07
	Deonta Vaughn v. Coastal Carolina.....	2007-08
8	Nick Van Exel v. Temple.....	1992-93
	LaZelle Durden v. Temple.....	1993-94
	LaZelle Durden v. Austin Peay.....	1993-94
	LaZelle Durden v. Chicago State.....	1993-94
	LaZelle Durden v. Saint Louis.....	1993-94
	LaZelle Durden v. Dayton.....	1993-94
	Melvin Levett v. Oakland.....	1998-99
	Steve Logan v. Oakland.....	1998-99
	Field Williams v. Coppin State.....	2003-04
	Tony Bobbitt v. USF.....	2003-04
	Deonta Vaughn v. Connecticut.....	2007-08

3-POINT FIELD GOALS ATTEMPTED

20	LaZelle Durden v. Wyoming.....	1994-95
17	LaZelle Durden v. Temple.....	1993-94
	LaZelle Durden v. Dayton.....	1993-94
	Deonta Vaughn v. Wofford.....	2006-07
16	Darnell Burton v. Mississippi State.....	1995-96
	Melvin Levett v. Oakland.....	1998-99
	Deonta Vaughn v. USF.....	2006-07

3-POINT FIELD GOAL PCT (min. 5 made)

1.000	Field Williams v. Louisville (5-5).....	2001-02
1.000	Marcus Sikes v. Georgetown (5-5).....	2006-07
1.000	Sean Kilpatrick v. Wright State (5-5).....	2010-11
.833	Darnell Burton v. Xavier (5-6).....	1995-96
.800	Field Williams v. Coppin State (8-10).....	2003-04

FREE THROWS MADE

22	Oscar Robertson v. North Texas State....	1958-59
20	Oscar Robertson v. Wichita State.....	1957-58
19	Deonta Vaughn v. Notre Dame.....	2008-09
	Oscar Robertson v. St. Bonaventure.....	1959-60
18	Oscar Robertson v. Drake.....	1959-60
	Bobby Brannen v. Minnesota.....	1997-98

FREE THROWS ATTEMPTED

25	Oscar Robertson v. North Texas State....	1958-59
	Oscar Robertson v. St. Bonaventure.....	1959-60
22	Deonta Vaughn v. Notre Dame.....	2008-09
	Oscar Robertson v. Miami (OH).....	1957-58
21	Oscar Robertson v. Wichita St.....	1957-58
20	Oscar Robertson v. New York.....	1958-59
	Oscar Robertson v. Drake.....	1959-60
	Bobby Brannen v. Minnesota.....	1997-98
	Jason Maxiell v. Valparaiso.....	2003-04

TRIPLE DOUBLES

Oscar Robertson v. Pacific.....	Dec. 17, 1958
39 points, 23 rebounds, 10 assists	
Oscar Robertson v. Miami (OH).....	Feb. 17, 1959
43 points, 21 rebounds, 10 assists	
Oscar Robertson v. Wichita State.....	Feb. 21, 1959
34 points, 14 rebounds, 11 assists	
Oscar Robertson v. Kansas State.....	Mar. 14, 1959
24 points, 17 rebounds, 13 assists	
Oscar Robertson v. Louisville.....	Mar. 21, 1959
39 points, 17 rebounds, 10 assists	
Oscar Robertson v. Indiana State.....	Dec. 1, 1959
45 points, 23 rebounds, 10 assists	
Oscar Robertson v. Bradley.....	Dec. 22, 1959
42 points, 22 rebounds, 10 assists	
Oscar Robertson v. N. Texas State.....	Feb. 8, 1960
16 points, 11 rebounds, 11 assists	
Oscar Robertson v. California.....	Mar. 18, 1960
18 points, 10 rebounds, 10 assists	
Oscar Robertson v. New York.....	Mar. 19, 1960
32 points, 14 rebounds, 11 assists	
Rick Roberson v. Bradley.....	Jan. 17, 1967
16 points, 10 rebounds, 10 blocks	
Kenyon Martin v. DePaul.....	Feb. 21, 1997
24 points, 23 rebounds, 10 blocks	
Kenyon Martin v. Memphis.....	Jan. 19, 2000
28 points, 13 rebounds, 10 blocks	
Kenny Satterfield v. Tulane.....	Jan. 29, 2001
12 points, 11 rebounds, 10 assists	
Eric Hicks v. Marquette.....	Jan. 7, 2006
22 points, 12 rebounds, 10 blocks	

TRIPLE DOUBLE LEADERS

Oscar Robertson.....	10
Kenyon Martin.....	2
Eric Hicks.....	1
Rick Roberson.....	1
Kenny Satterfield.....	1

FREE THROW PCT (min. 10 made)

1.000	Oscar Robertson v. Xavier (14-14).....	1957-58
	Bobby Brannen v. So. Miss. (14-14).....	1997-98
	Oscar Robertson v. Seton Hall (12-12).....	1957-58
	Steve Logan v. Iowa State (12-12).....	1999-00
	Steve Logan v. South Florida (11-11).....	2000-01
	Junior Johnson v. Xavier (10-10).....	1982-83
	Bobby Brannen v. Morehead St. (10-10).....	1997-98
	Steve Logan v. Wake Forest (10-10).....	2001-02
	Eric Hicks v. Louisville (10-10).....	2005-06
	Yancy Gates v. Georgetown (10-10).....	2010-11

REBOUNDS

33	Connie Dierking v. Loyola (La.).....	1956-57
31	Connie Dierking v. North Texas State.....	1957-58
30	Jack Twyman v. Miami (OH).....	1954-55
	Connie Dierking v. Geo. Washington.....	1955-56

ASSISTS

16	Steve Logan v. Coppin State.....	2001-02
15	Eddie Lee v. Seton Hall.....	1978-79
13	Oscar Robertson v. Kansas State.....	1958-59
12	Oscar Robertson v. Pacific.....	1958-59
	Oscar Robertson v. DePaul.....	1959-60
	Dean Foster v. Wichita State.....	1965-66
	Eddie Lee v. West Virginia.....	1978-79
	Eddie Lee v. Florida State.....	1978-79
	Eddie Lee v. North Carolina.....	1979-80
	Elnardo Givens v. South Florida.....	1987-88

STEALS

8	Dick Dallmer v. Xavier.....	1948-49
	Tony Bobbitt v. Coppin State.....	2003-04
7	Michael Horton v. Louisville.....	1997-98
	Cashmere Wright v. Villanova.....	2011-12
6	Brian Williams v. Kent State.....	1976-77
	Brian Williams v. St. Joseph's (Ind.).....	1976-77
	Eddie Lee v. Rutgers.....	1976-77
	Bobby Austin v. Tulane.....	1978-79
	Kenneth Henry v. East. Kentucky.....	1985-86
	Ronnie Ellison v. North. Kentucky.....	1987-88
	Ronnie Ellison v. Virginia Tech.....	1987-88
	Allen Jackson v. Saint Louis.....	1991-92
	Terry Nelson v. Georgia Southern.....	1992-93
	Erik Martin v. Xavier.....	1992-93
	Charles Williams v. Howard.....	1996-97
	Kenyon Martin v. Nicholls State.....	1998-99
	Deonta Vaughn v. NC State.....	2006-07
	Cashmere Wright v. Villanova.....	2011-12
	Sean Kilpatrick v. Arkansas-Pine Bluff.....	2011-12

BLOCKED SHOTS

10	Rick Roberson v. Bradley.....	1966-67
	Jim Ard v. Miami (OH).....	1968-69
	Kenyon Martin v. DePaul.....	1997-98
	Kenyon Martin v. Memphis.....	1999-00
	Eric Hicks v. Marquette.....	2005-06
8	George Wilson v. Dayton.....	1963-64
	Kenyon Martin v. Louisville.....	1997-98
	Eric Hicks v. Xavier.....	2003-04
	Jason Maxiell v. Houston.....	2004-05

TURNOVERS

11	Dean Foster v. Wichita State.....	1965-66
10	Derrek Dickey v. Louisville.....	1971-72
	Dwight Jones v. Augustana.....	1979-80



INDIVIDUAL SEASON RECORDS

GAMES PLAYED

37	Dion Dixon	2011-12
	Justin Jackson	2011-12
	Sean Kilpatrick	2011-12
	Cashmere Wright	2011-12

GAMES STARTED

37	Dion Dixon	2011-12
	Sean Kilpatrick	2011-12
35	Steve Logan	2001-02
	Immanuel McElroy	2001-02
	Leonard Stokes	2001-02

MINUTES PLAYED

1312	Andre Tate	1989-90
1277	Sean Kilpatrick	2011-12
1265	Dion Dixon	2011-12
1220	Louis Banks	1989-90
1204	Kenny Satterfield	2000-01
1198	Steve Logan	2001-02
1186	Deonta Vaughn	2008-09
1172	Oscar Robertson	1958-59
1156	Cashmere Wright	2011-12

POINTS

1011	Oscar Robertson (33.7)	1959-60
984	Oscar Robertson (35.1)	1957-58
978	Oscar Robertson (32.6)	1958-59
770	Steve Logan (22.0)	2001-02
712	Jack Twyman (24.6)	1954-55
703	Danny Fortson (21.3)	1996-97

SCORING AVERAGE

35.1	Oscar Robertson	1957-58
33.7	Oscar Robertson	1959-60
32.6	Oscar Robertson	1958-59
24.6	Jack Twyman	1954-55
24.5	Pat Cummings	1978-79

FIELD GOALS MADE

369	Oscar Robertson	1959-60
352	Oscar Robertson	1957-58
331	Oscar Robertson	1958-59
285	Jack Twyman	1954-55
270	Pat Cummings	1978-79

FIELD GOALS ATTEMPTED

701	Oscar Robertson	1959-60
650	Oscar Robertson	1958-59
628	Jack Twyman	1954-55
617	Oscar Robertson	1957-58
538	Steve Logan	2001-02

FIELD GOAL SHOOTING PCT (min. 5 FG/game)

.642	Pat Cummings (212-330)	1977-78
.620	Danny Fortson (243-392)	1996-97
.618	Robert Miller (180-291)	1976-77
.603	Erik Martin (164-272)	1992-93

3-POINT FIELD GOALS MADE

127	LaZelle Durden	1994-95
102	LaZelle Durden	1993-94
97	Deonta Vaughn	2007-08
94	Darnell Burton	1996-97
92	Sean Kilpatrick	2011-12
90	Field Williams	2003-04

3-POINT FIELD GOALS ATTEMPTED

339	LaZelle Durden	1994-95
248	Nick Van Exel	1992-93
247	Field Williams	2002-03
245	Sean Kilpatrick	2011-12

3-POINT FIELD GOAL SHOOTING PCT.

.476	Roger McClendon (80-168)	1986-87
.438	Steve Sanders (53-121)	1989-90
.437	Field Williams (90-206)	2003-04
.431	Field Williams (59-137)	2001-02

FREE THROWS MADE

316	Oscar Robertson	1958-59
280	Oscar Robertson	1957-58
273	Oscar Robertson	1959-60
220	Danny Fortson	1995-96
217	Danny Fortson	1996-97

FREE THROWS ATTEMPTED

398	Oscar Robertson	1958-59
361	Oscar Robertson	1959-60
355	Oscar Robertson	1957-58
292	Danny Fortson	1995-96
281	Danny Fortson	1996-97

FREE THROW PCT (min. 2 FT/game)

.892	Ron Bonham (173-194)	1962-63
.881	Gary Yoder (111-126)	1976-77
.880	Steve Logan (132-150)	2000-01
.873	Steve Logan (192-220)	2001-02
.867	Charley Snow (72-83)	1969-70
	D'Juan Baker (72-83)	1997-98

CONSECUTIVE FREE THROWS MADE

32	Steve Logan	2000-01
31	Bobby Brannen	1997-98
30	Gary Yoder	1976-77

REBOUNDS

489	Oscar Robertson	1958-59
478	Jack Twyman	1954-55
433	Connie Dierking	1956-57
425	Oscar Robertson	1957-58
424	Oscar Robertson	1959-60

REBOUND AVERAGE

18.8	Connie Dierking	1956-57
16.5	Jack Twyman	1954-55
	Jack Twyman	1953-54
16.3	Oscar Robertson	1954-55
15.2	Oscar Robertson	1957-58
	Jim Ard	1969-70

ASSISTS

219	Oscar Robertson	1959-60
206	Oscar Robertson	1958-59
189	Keith LeGree	1995-96
187	Steve Logan	2001-02
180	Eddie Lee	1978-79

STEALS

74	Cashmere Wright	2011-12
66	Brian Williams	1976-77
	David Kennedy	1978-79
65	Devan Downey	2005-06

BLOCKED SHOTS

113	Eric Hicks	2005-06
107	Kenyon Martin	1999-00
91	Jason Maxiell	2004-05
83	Kenyon Martin	1997-98
78	Kenyon Martin	1998-99

TURNOVERS

111	Kenny Satterfield	2000-01
109	Damon Flint	1993-94
107	Deonta Vaughn	2008-09
105	Oscar Robertson	1958-59
104	Eddie Lee	1978-79

PERSONAL FOULS

128	Keith Starks	1989-90
119	Danny Fortson	1994-95
118	Danny Fortson	1995-96
116	Art Long	1994-95

DISQUALIFICATIONS

12	Keith Starks	1989-90
10	Joe Luchi	1950-51
	Al Armstrong	1951-52

500 POINT CLUB

Player	Season	G	PTS	AVG
Oscar Robertson	1959-60	30	1011	33.7
Oscar Robertson	1957-58	28	984	35.1
Oscar Robertson	1958-59	30	978	32.6
Steve Logan	2001-02	35	770	22.0
Jack Twyman	1954-55	29	712	24.6
Danny Fortson	1996-97	33	703	21.3
Danny Fortson	1995-96	33	664	20.1
Pat Cummings	1978-79	27	661	24.5
Ron Bonham	1963-64	26	634	24.4
Herb Jones	1991-92	34	614	18.1
LaZelle Durden	1994-95	34	609	17.9
Louis Banks	1989-90	34	608	17.9
Steve Logan	2000-01	34	597	17.6
Ron Bonham	1962-63	28	589	21.0
Kenyon Martin	1999-00	31	585	18.9
Andre Tate	1989-90	34	582	17.1
Lloyd Batts	1973-74	27	576	21.3
Nick Van Exel	1992-93	31	568	18.3
Deonta Vaughn	2007-08	32	554	17.3
Roger McClendon	1986-87	27	537	19.9
James White	2005-06	33	537	16.3
Sean Kilpatrick	2011-12	37	528	14.3
Lloyd Batts	1972-73	26	522	20.1
Paul Hogue	1961-62	31	521	16.8
Anthony Buford	1991-92	34	521	15.3
Jim Ard	1969-70	27	519	19.2
Phil Wheeler	1955-56	24	517	21.5
Danny Fortson	1994-95	34	514	15.1
Bob Wiesenhahn	1960-61	30	513	17.1
Eric Hicks	2005-06	34	511	15.0
Jason Maxiell	2004-05	33	506	15.3
Kenny Satterfield	2000-01	35	504	14.4
Paul Hogue	1960-61	30	503	16.8



INDIVIDUAL CAREER RECORDS

GAMES PLAYED

137.....	Dion Dixon.....	2008-09/2011-12
135.....	Steve Logan.....	1998-99/2001-02
132.....	Larry Davis.....	2007-08/2010-11
	Yancy Gates.....	2008-09/2011-12
131.....	Keith Gregor.....	1992-93/1995-96
130.....	Darnell Burton.....	1993-94/1996-97
129.....	Bobby Brannen.....	1994-95/1997-98
	Leonard Stokes.....	1999-00/2002-03
	Jason Maxiell.....	2001-02/2004-05
	Deonta Vaughn.....	2006-07/2009-10

CONSECUTIVE GAMES PLAYED

131.....	Keith Gregor.....	1992-93/1995-96
129.....	Jason Maxiell.....	2001-02/2004-05
112.....	Dwight Jones.....	1979-80/1982-83

GAMES STARTED

123.....	Deonta Vaughn.....	2006-07/2009-10
112.....	Dwight Jones.....	1979-80/1982-83
108.....	Roger McClendon.....	1984-85/1987-88
106.....	Steve Logan.....	1998-99/2001-02

CAREER VICTORIES

111.....	Steve Logan.....	1998-99/2001-02
100.....	Keith Gregor.....	1992-93/1995-96
100.....	Bobby Brannen.....	1994-95/1997-98
98.....	Jason Maxiell.....	2001-02/2004-05
97.....	Ryan Fletcher.....	1995-96/1999-00

MINUTES PLAYED

4310.....	Deonta Vaughn.....	2006-07/2009-10
3946.....	Dwight Jones.....	1979-80/1982-83
3902.....	Steve Logan.....	1998-99/2001-02
3631.....	Louis Banks.....	1987-88/1990-91
3619.....	Damon Flint.....	1993-94/1996-97

POINTS

2973.....	Oscar Robertson.....	1957-58/1959-60
1985.....	Steve Logan.....	1998-99/2001-02
1885.....	Deonta Vaughn.....	2006-07/2009-10
1881.....	Danny Fortson.....	1994-95/1996-97
1789.....	Roger McClendon.....	1984-85/1987-88

SCORING AVERAGE

33.8.....	Oscar Robertson.....	1957-58/1959-60
20.1.....	Lloyd Batts.....	1971-72/1973-74
19.6.....	Ron Bonham.....	1961-62/1963-64
18.8.....	Danny Fortson.....	1994-95/1996-97
17.8.....	Jack Twyman.....	1951-52/1954-55

FIELD GOALS MADE

1052.....	Oscar Robertson.....	1957-58/1959-60
756.....	Pat Cummings.....	1974-75/1978-79
709.....	Roger McClendon.....	1984-85/1987-88
676.....	Lloyd Batts.....	1971-72/1973-74
655.....	Danny Fortson.....	1994-95/1996-97

FIELD GOALS ATTEMPTED

1968.....	Oscar Robertson.....	1957-58/1959-60
1539.....	Deonta Vaughn.....	2006-07/2009-10
1477.....	Jack Twyman.....	1951-52/1954-55
1475.....	Steve Logan.....	1998-99/2001-02
1476.....	Roger McClendon.....	1984-85/1987-88

FIELD GOAL PCT (min. 400 made)

.586.....	Kenyon Martin (513-875).....	1996-97/1999-00
.581.....	Pat Cummings (756-1301).....	1974-75/1978-79
.565.....	Danny Fortson (655-1160).....	1994-95/1996-97
.561.....	Robert Miller (647-1153).....	1974-75/1977-78
.535.....	Oscar Robertson (1052-1968).....	1957-58/1959-60

3-POINT FIELD GOALS MADE

313.....	Deonta Vaughn.....	2006-07/2009-10
306.....	Darnell Burton.....	1993-94/1996-97
262.....	Field Williams.....	2000-01/2003-04
260.....	LaZelle Durden.....	1992-93/1994-95
258.....	Steve Logan.....	1998-99/2001-02

3-POINT FIELD GOALS ATTEMPTED

913.....	Deonta Vaughn.....	2006-07/2009-10
777.....	Darnell Burton.....	1993-94/1996-97
682.....	Steve Logan.....	1998-99/2001-02
675.....	LaZelle Durden.....	1992-93/1994-95

3-POINT FIELD GOAL PCT (min. 100 made)

.401.....	Field Williams (262-654).....	2000-01/2003-04
.394.....	Darnell Burton (306-777).....	1993-94/1996-97
.385.....	LaZelle Durden (260-675).....	1992-93/1994-95
.378.....	Steve Logan (258-682).....	1998-99/2001-02
.358.....	Nick Van Exel (147-411).....	1991-92/1992-93

FREE THROWS MADE

869.....	Oscar Robertson.....	1957-58/1959-60
571.....	Danny Fortson.....	1994-95/1996-97
458.....	Ron Bonham.....	1961-62/1963-64
445.....	Steve Logan.....	1998-99/2001-02
440.....	Jason Maxiell.....	2001-02/2004-05



Jason Maxiell

FREE THROWS ATTEMPTED

1114.....	Oscar Robertson.....	1957-58/1959-60
769.....	Danny Fortson.....	1994-95/1996-97
674.....	Jason Maxiell.....	2001-02/2004-05
596.....	Louis Banks.....	1987-88/1990-91
551.....	Ron Bonham.....	1961-62/1963-64

FREE THROW PCT (min. 200 made)

.861.....	Steve Logan (445-517).....	1998-99/2001-02
.831.....	Ron Bonham (458-551).....	1961-62/1963-64
.818.....	James White (274-335).....	2003-04/2005-06
.796.....	Deonta Vaughn (256-447).....	2006-07/2009-10
.793.....	Bobby Brannen (275-347).....	1994-95/1997-98

REBOUNDS

1338.....	Oscar Robertson.....	1957-58/1959-60
1242.....	Jack Twyman.....	1951-52/1954-55
1088.....	Paul Hogue.....	1959-60/1961-62
1060.....	Robert Miller.....	1974-75/1977-78
983.....	Dwight Jones.....	1979-80/1982-83

REBOUND AVERAGE

15.2.....	Oscar Robertson.....	1957-58/1959-60
13.8.....	Jack Twyman.....	1951-52/1954-55
13.5.....	Connie Dierking.....	1955-56/1957-58
12.4.....	Rick Roberson.....	1966-67/1968-69
12.3.....	Jim Ard.....	1967-68/1969-70

ASSISTS

511.....	Deonta Vaughn.....	2006-07/2009-10
500.....	Eddie Lee.....	1976-77/1979-80
456.....	Steve Logan.....	1998-99/2001-02
425.....	Oscar Robertson.....	1957-58/1959-60
407.....	Damon Flint.....	1993-94/1996-97

STEALS

189.....	David Kennedy.....	1977-78/1980-81
184.....	Darnell Burton.....	1993-94/1996-97
172.....	Deonta Vaughn.....	2006-07/2009-10
163.....	Eddie Lee.....	1976-77/1979-80
153.....	Louis Banks.....	1987-88/1990-91

BLOCKED SHOTS

292.....	Kenyon Martin.....	1996-97/1999-00
256.....	Eric Hicks.....	2002-03/2005-06
252.....	Jason Maxiell.....	2001-02/2004-05
153.....	Donald Little.....	1998-99/2001-02
146.....	Rick Roberson.....	1966-67/1968-69

PERSONAL FOULS

391.....	Dwight Jones.....	1979-80/1982-83
382.....	Keith Starks.....	1987-88/1990-91
345.....	Danny Fortson.....	1994-95/1996-97
343.....	Louis Banks.....	1987-88/1990-91

DISQUALIFICATIONS

24.....	Dwight Jones.....	1979-80/1982-83
	Keith Starks.....	1987-88/1990-91




ANNUAL LEADERS

SCORING

Season	Player	G	FG	FGA	Pct	3FG	3FGA	FT	FTA	Pct	Points	Avg
2011-12	Sean Kilpatrick	37	185	432	.428	92	245	66	88	.750	528	14.3
2010-11	Dion Dixon	35	132	318	.415	48	135	93	122	.762	405	11.6
	Yancy Gates	34	162	317	.511	4	14	77	133	.579	405	11.9
2009-10	Lance Stephenson	34	162	368	.440	16	73	79	119	.664	419	12.3
2008-09	Deonta Vaughn	32	155	399	.388	81	240	97	120	.808	488	15.3
2007-08	Deonta Vaughn	32	178	408	.436	97	244	101	128	.789	544	17.3
2006-07	Deonta Vaughn	30	152	407	.373	63	216	67	89	.753	434	14.5
2005-06	James White	33	117	363	.488	49	131	134	160	.838	537	16.3
2004-05	Jason Maxiell	33	164	302	.543	2	5	176	273	.645	506	15.3
2003-04	Jason Maxiell	32	152	304	.500	0	1	130	191	.681	434	13.6
2002-03	Leonard Stokes	29	152	355	.428	19	71	131	185	.708	454	15.7
2001-02	Steve Logan	35	246	538	.457	86	230	192	220	.873	770	22.0
2000-01	Steve Logan	34	193	456	.423	79	202	132	150	.880	597	17.6
1999-00	Kenyon Martin	31	221	389	.568	2	7	141	206	.684	585	18.9
1998-99	Pete Mickeal	33	182	312	.583	5	16	124	177	.701	493	14.9
1997-98	Ruben Patterson	19	109	231	.472	18	67	77	126	.611	313	16.5
	Bobby Brannen	33	137	302	.454	0	1	197	234	.842	471	14.3
1996-97	Danny Fortson	33	243	392	.620	0	1	217	281	.772	703	21.3
1995-96	Danny Fortson	33	222	413	.538	0	1	220	292	.753	664	20.1
1994-95	LaZelle Durden	34	204	485	.421	127	339	74	92	.804	609	17.9
1993-94	LaZelle Durden	25	144	330	.436	102	244	56	72	.778	446	17.8
1992-93	Nick Van Exel	31	198	513	.386	85	248	87	120	.725	568	18.3
1991-92	Herb Jones	34	230	417	.552	36	87	118	173	.682	614	18.1
1990-91	Herb Jones	30	192	382	.503	21	60	78	129	.605	483	16.1
1989-90	Louis Banks	34	218	485	.449	16	60	156	206	.757	608	17.9
1988-89	Cedric Glover	22	126	225	.560	0	0	68	100	.680	320	14.5
1987-88	Cedric Glover	26	206	373	.552	0	0	80	119	.672	492	18.9
1986-87	Roger McClendon	27	197	424	.465	80	168	63	83	.759	537	19.9
1985-86	Roger McClendon	28	197	388	.508			68	90	.756	462	16.5
1984-85	Roger McClendon	31	160	306	.523			63	95	.663	383	12.4
1983-84	Mark Dorris	28	190	397	.479			77	115	.670	457	16.3
1982-83	Dwight Jones	28	184	383	.480			104	157	.662	472	16.9
1981-82	Dwight Jones	27	151	281	.538			103	151	.682	405	15.0
1980-81	David Kennedy	29	157	294	.534			109	140	.779	423	14.6
1979-80	Eddie Lee	28	173	367	.471			91	110	.827	437	15.6
1978-79	Pat Cummings	27	270	490	.551			121	147	.823	661	24.5
1977-78	Pat Cummings	27	212	330	.642			63	87	.724	487	18.0
1976-77	Robert Miller	29	180	291	.618			51	100	.510	411	14.2
1975-76	Robert Miller	31	205	390	.526			60	108	.555	470	15.2
1974-75	Steve Collier	29	158	361	.438			83	108	.769	399	13.8
1973-74	Lloyd Batts	27	246	506	.486			84	121	.694	576	21.3
1972-73	Lloyd Batts	26	288	484	.595			66	88	.750	522	20.1
1971-72	Lloyd Batts	26	202	466	.433			83	120	.692	487	18.7
1970-71	Derrek Dickey	26	191	414	.461			84	136	.618	466	17.9
1969-70	Jim Ard	27	197	401	.491			125	200	.625	519	19.2
1968-69	Rick Roberson	26	168	321	.523			82	163	.503	418	16.1
1967-68	Rick Roberson	26	153	315	.486			118	208	.567	424	16.3
1966-67	Rick Roberson	24	132	261	.506			90	156	.577	354	14.3
1965-66	Don Rolfes	28	171	337	.507			116	171	.678	458	16.4
1964-65	Don Rolfes	25	116	224	.518			110	147	.748	342	13.7
1963-64	Ron Bonham	26	222	430	.516			190	232	.819	634	24.4
1962-63	Ron Bonham	28	208	449	.463			173	194	.892	589	21.0
1961-62	Paul Hogue	31	211	424	.498			99	175	.566	521	16.9
1960-61	Bob Wiesenhahn	30	206	428	.481			101	149	.678	513	17.1
1959-60	Oscar Robertson	30	369	701	.526			273	361	.756	1011	33.7
1958-59	Oscar Robertson	30	331	650	.509			316	398	.794	978	32.6
1957-58	Oscar Robertson	28	352	617	.571			280	355	.789	984	35.1
1956-57	Connie Dierking	23	162	357	.454			101	178	.567	425	18.5
1955-56	Phil Wheeler	24	180	390	.462			157	224	.701	517	21.5
1954-55	Jack Twyman	29	285	628	.454			142	192	.740	712	24.6
1953-54	Jack Twyman	21	174	443	.393			110	145	.759	458	21.8
1952-53	Jack Twyman	24	136	323	.421			89	143	.622	361	15.0
1951-52	Jim Holstein	27	158	481	.328			108	171	.632	424	15.7
1950-51	Jim Holstein	22	145	385	.377			84	120	.700	374	17.0
1949-50	Jim Holstein	26	137	360	.381			74	110	.673	348	13.4
1948-49	Ralph Richter	28	163	447	.365			134	195	.687	460	16.4
1947-48	Ralph Richter	24	122	294	.415			81	118	.686	325	13.5

REBOUNDS

Season	Player	G	Reb	Avg
2011-12	Yancy Gates	31	277	8.9
2010-11	Yancy Gates	34	236	6.9
2009-10	Yancy Gates	35	208	5.9
2008-09	Yancy Gates	32	195	6.1
2007-08	John Williamson	32	200	6.3
2006-07	John Williamson	30	220	7.3
2005-06	Eric Hicks	34	329	9.7
2004-05	Eric Hicks	32	287	9.0
2003-04	Jason Maxiell	32	222	6.9
2002-03	Jason Maxiell	29	195	6.7
2001-02	Donald Little	35	241	6.9
2000-01	Donald Little	35	196	5.6
1999-00	Kenyon Martin	31	300	9.7
1998-99	Pete Mickeal	33	236	7.2
1997-98	Bobby Brannen	33	268	8.1
1996-97	Danny Fortson	33	299	9.1
1995-96	Danny Fortson	33	316	9.6
1994-95	Art Long	32	266	8.3
1993-94	Dontonio Wingfield	29	260	9.0
1992-93	Erik Martin	31	207	6.7
1991-92	Herb Jones	34	240	7.1
1990-91	Herb Jones	30	235	7.8
1989-90	Levertis Robinson	32	251	7.8
1988-89	Cedric Glover	22	187	8.5
1987-88	Cedric Glover	26	215	8.3
1986-87	Joe Stiffend	28	196	7.0
1985-86	Myron Hughes	28	201	7.2
1984-85	Myron Hughes	29	235	8.1
1983-84	Mark Dorris	28	189	6.8
1982-83	Dwight Jones	28	284	10.1
1981-82	Dwight Jones	27	270	10.0
1980-81	Doc Holden	25	203	8.1
1979-80	Dwight Jones	28	210	7.5
1978-79	Pat Cummings	27	304	11.3
1977-78	Robert Miller	27	229	8.5
1976-77	Robert Miller	29	308	10.6
1975-76	Robert Miller	31	334	10.8
1974-75	Mike Franklin	29	248	8.6
1973-74	Mike Franklin	27	232	8.6
1972-73	Derrek Dickey	26	259	10.0
1971-72	Derrek Dickey	26	284	10.9
1970-71	Derrek Dickey	26	315	12.1
1969-70	Jim Ard	27	411	15.2



John Williamson



Danny Fortson




ANNUAL LEADERS

REBOUNDS (CONTINUED)

Season	Player	G	Reb	Avg
1968-69	Rick Roberson	26	327	12.6
1967-68	Rick Roberson	26	319	12.3
1966-67	Rick Roberson	24	299	12.5
1965-66	Roland West	28	262	9.4
1964-65	Ron Krick	25	223	8.9
1963-64	George Wilson	26	326	12.5
1962-63	George Wilson	28	314	11.2
1961-62	Paul Hogue	31	383	12.4
1960-61	Paul Hogue	30	374	12.5
1959-60	Oscar Robertson	30	424	14.1
1958-59	Oscar Robertson	30	489	16.3
1957-58	Oscar Robertson	28	425	15.2
1956-57	Connie Dierking	23	433	18.8
1955-56	Wayne Stevens	24	334	13.9
1954-55	Jack Twyman	29	478	16.5
1953-54	Jack Twyman	21	347	16.5
1952-53	Jack Twyman	24	362	15.1
1951-52	Jim Holstein	27	324	12.0



Pat Cummings



George Wilson



Oscar Robertson




Eric Hicks

FIELD GOAL PERCENTAGE

Season	Player	FG	FGA	Pct
2011-12	Justin Jackson	77	148	.520
2010-11	Yancy Gates	162	317	.511
2009-10	Yancy Gates	155	297	.522
2008-09	Steve Toyloy	46	78	.590
2007-08	John Williamson	142	294	.483
2006-07	John Williamson	157	322	.488
2005-06	James White	177	363	.488
2004-05	Jason Maxiell	164	302	.543
2003-04	Eric Hicks	82	139	.590
2002-03	Jason Maxiell	129	290	.445
2001-02	Jason Maxiell	117	212	.552
2000-01	Immanuel McElroy	97	174	.557
1999-00	Kenyon Martin	221	389	.568
1998-99	Pete Mickeal	182	312	.583
1997-98	Kenyon Martin	124	198	.626
1996-97	Danny Fortson	243	392	.620
1995-96	Danny Fortson	222	413	.538
1994-95	Danny Fortson	190	355	.535
1993-94	Mike Harris	60	116	.517
1992-93	Erik Martin	164	272	.603
1991-92	Herb Jones	230	417	.552
1990-91	Herb Jones	192	382	.503
1989-90	Levertis Robinson	176	358	.492
1988-89	Cedric Glover	126	225	.560
1987-88	Cedric Glover	206	373	.552
1986-87	Joe Stiffend	124	251	.494
1985-86	Roger McClendon	197	388	.508
1984-85	Roger McClendon	160	306	.523
1983-84	Mark Dorris	190	397	.479
1982-83	Dwight Jones	184	383	.480
1981-82	Dwight Jones	151	281	.537
1980-81	Dwight Jones	129	239	.540
1979-80	Eddie Lee	173	367	.471
1978-79	Pat Cummings	270	490	.551
1977-78	Pat Cummings	212	330	.642
1976-77	Robert Miller	180	291	.618
1975-76	Pat Cummings	163	219	.560
1974-75	Pat Cummings	111	190	.584
1973-74	Lloyd Batts	246	506	.486
1972-73	Jesse Jemison	90	185	.486
1971-72	Derrek Dickey	197	395	.499
1970-71	Greg Jurcisin	85	162	.525
1969-70	Steve Wenderfer	112	223	.502
1968-69	Rick Roberson	168	321	.523
1967-68	Rick Roberson	153	315	.486
1966-67	Mike Rolf	145	182	.514

FIELD GOAL PERCENTAGE (CONTINUED)

Season	Player	FG	FGA	Pct
1965-66	Mike Rolf	92	172	.535
1964-65	Don Rolfes	116	224	.518
1963-64	Ron Bonham	222	430	.516
1962-63	George Wilson	160	299	.535
1961-62	George Wilson	109	216	.505
1960-61	Paul Hogue	205	391	.532
1959-60	Larry Willey	98	157	.648
1958-59	Mike Mendenhall	137	267	.513
1957-58	Oscar Robertson	352	617	.571
1956-57	Connie Dierking	162	357	.454
1955-56	Phil Wheeler	180	390	.462
1954-55	Jack Twyman	285	628	.454
1953-54	Phil Wheeler	69	164	.421
1952-53	Jack Twyman	136	323	.421
1951-52	Dick Voegel	48	131	.366
1950-51	Joe Luchi	108	241	.448
1949-50	Jim Holstein	137	360	.380
1948-49	Ralph Richter	163	447	.365




Joe Stiffend




Lloyd Batts

FREE THROW PERCENTAGE

Season	Player	FT	FTA	Pct
2011-12	Sean Kilpatrick	66	88	.750
2010-11	Dion Dixon	93	122	.762
2009-10	Deonta Vaughn	91	110	.827
2008-09	Deonta Vaughn	97	120	.808
2007-08	Marvin Gentry	29	36	.806
2006-07	Cedric McGowan	46	61	.754
2005-06	James White	134	160	.838
2004-05	Nick Williams	56	70	.800
2003-04	Tony Bobbitt	43	51	.843
2002-03	Leonard Stokes	131	185	.708
2001-02	Steve Logan	192	220	.873
2000-01	Steve Logan	132	150	.880
1999-00	Steve Logan	73	86	.849
1998-99	Melvin Levett	67	89	.753
1997-98	D'Juan Baker	72	83	.867
1996-97	Darnell Burton	65	84	.774
1995-96	Danny Fortson	220	292	.753
1994-95	LaZelle Durden	74	92	.804
1993-94	LaZelle Durden	56	72	.778
1992-93	Nick Van Exel	87	120	.725
1991-92	Anthony Buford	144	186	.774
1990-91	Allen Jackson	70	95	.737
1989-90	Louis Banks	156	206	.757
1988-89	Elnardo Givens	71	96	.740
	Andre Tate	57	77	.740
1987-88	Steve Jackson	54	68	.794
1986-87	Roger McClendon	63	83	.759
1985-86	Myron Hughes	45	58	.776
1984-85	Derrick McMillan	102	136	.750
1983-84	Mark Dorris	77	115	.670
1982-83	Junior Johnson	51	67	.761
1981-82	Bobby Austin	46	54	.852
1980-81	Junior Johnson	70	89	.787
1979-80	Eddie Lee	91	110	.827
1978-79	Pat Cummings	121	147	.823
1977-78	Steve Collier	56	70	.800
1976-77	Gary Yoder	111	126	.881
1975-76	Gary Yoder	69	84	.821
1974-75	Garry Kamstra	66	78	.846
1973-74	Lloyd Batts	84	121	.694
1972-73	Dave Johnson	65	84	.774
1971-72	Dave Johnson	53	67	.791
1970-71	Steve Wenderfer	94	122	.770
1969-70	Charley Snow	72	83	.867
1968-69	Gordon Smith	50	72	.694
1967-68	Dean Foster	41	57	.719



Eddie Lee



Steve Logan



FREE THROW PERCENTAGE (CONTINUED)

Season	Player	FT	FTA	Pct
1966-67	Mike Rolf	57	79	.722
1965-66	Mike Rolf	47	67	.701
1964-65	Don Rolfes	110	147	.748
1963-64	Ron Bonham	190	232	.819
1962-63	Ron Bonham	173	194	.892
1961-62	Ron Bonham	95	125	.760
1960-61	Carl Bouldin	72	90	.800
1959-60	Oscar Robertson	273	361	.756
1958-59	Oscar Robertson	316	398	.794
1957-58	Oscar Robertson	280	355	.789
1956-57	Frank Nimmo	65	83	.783
1955-56	Dave Plunkett	101	127	.795
1954-55	Jack Twyman	142	192	.740
1953-54	Fred Moeves	79	104	.760
1952-53	Bill Lammert	83	110	.755
1951-52	Bob Rain	37	58	.638
1950-51	Bob Frith	68	96	.708
1949-50	Dan Monk	18	26	.692
1948-49	Bill Westerfeld	50	63	.794

3-POINT FIELD GOAL PERCENTAGE

Season	Player	3FG	3FGA	Pct
2011-12	Sean Kilpatrick	92	245	.376
2010-11	Sean Kilpatrick	46	122	.377
2009-10	Deonta Vaughn	72	213	.338
2008-09	Larry Davis	43	122	.352
2007-08	Deonta Vaughn	97	244	.398
2006-07	Marcus Sikes	45	106	.425
2005-06	James White	49	131	.374
2004-05	James White	36	94	.383
2003-04	Field Williams	90	206	.437
2002-03	Taron Barker	38	87	.437
2001-02	Field Williams	59	137	.431
2000-01	Steve Logan	79	202	.391
1999-00	Steve Logan	50	120	.417
1998-99	Alvin Mitchell	31	82	.378
1997-98	Melvin Levett	73	193	.378
1996-97	Darnell Burton	94	236	.398
1995-96	Darnell Burton	89	215	.414
1994-95	Darnell Burton	74	192	.385
1993-94	LaZelle Durden	102	244	.418
1992-93	Nick Van Exel	85	248	.343
1991-92	Herb Jones	36	87	.414
1990-91	Keith Starks	27	75	.360
1989-90	Steve Sanders	53	121	.438
1988-89	Steve Jackson	22	67	.328
1987-88	Roger McClendon	53	157	.338
1986-87	Roger McClendon	80	168	.476

STEALS

Season	Player	G	Steals	Avg
2011-12	Cashmere Wright	37	74	2.0
2010-11	Cashmere Wright	35	47	1.3
2009-10	Deonta Vaughn	35	43	1.2
2008-09	Deonta Vaughn	32	43	1.3
2007-08	Jamual Warren	26	40	1.5
2006-07	Deonta Vaughn	30	55	1.8
	Jamual Warren	30	55	1.8
2005-06	Devan Downey	34	65	1.9
2004-05	Jason Maxiell	33	33	1.0
2003-04	Tony Bobbitt	32	48	1.5
2002-03	Leonard Stokes	29	37	1.3
2001-02	Steve Logan	35	32	0.9
2000-01	Kenny Satterfield	35	60	1.7
1999-00	Pete Mickeal	32	46	1.4
1998-99	Pete Mickeal	33	51	1.5
1997-98	Michael Horton	29	55	1.9
1996-97	Charles Williams	28	40	1.4
	Damon Flint	31	44	1.4
1995-96	Damon Flint	33	46	1.4

Season	Player	G	Steals	Avg
1994-95	Darnell Burton	34	43	1.3
1993-94	Darnell Burton	32	62	1.9
1992-93	Nick Van Exel	31	55	1.8
1991-92	Anthony Buford	34	50	1.4
1990-91	Allen Jackson	30	48	1.6
1989-90	Louis Banks	34	61	1.8
1988-89	Elnardo Givens	27	46	1.7
1987-88	Ronnie Ellison	25	30	1.2
1986-87	Roger McClendon	27	46	1.7
1985-86	Roger McClendon	28	37	1.3
1984-85	Derrick McMillan	31	40	1.3
1983-84	Tony Wilson	27	24	0.9
1982-83	Junior Johnson	28	29	1.0
1981-82	Kevin Gaffney	26	17	0.7
	Derrick McMillan	26	17	0.7
1980-81	David Kennedy	29	56	1.9
1979-80	Eddie Lee	28	56	2.0
1978-79	David Kennedy	27	66	2.4
1977-78	Eddie Lee	19	30	1.6
1976-77	Brian Williams	30	66	2.2

BLOCKS

Season	Player	G	Blocks	Avg
2011-12	Justin Jackson	37	61	1.6
2010-11	Yancy Gates	34	43	1.3
2009-10	Yancy Gates	35	30	0.9
2008-09	Yancy Gates	32	32	1.0
2007-08	Anthony McClain	31	26	0.8
2006-07	Cedric McGowan	30	15	0.5
2005-06	Eric Hicks	34	113	3.3
2004-05	Jason Maxiell	33	91	2.8
2003-04	Jason Maxiell	32	66	2.1
2002-03	Jason Maxiell	29	43	1.5
2001-02	Donald Little	35	60	1.7
2000-01	Donald Little	35	68	1.9
1999-00	Kenyon Martin	31	107	3.5
1998-99	Kenyon Martin	33	78	2.4
1997-98	Kenyon Martin	30	83	2.8
1996-97	Kenyon Martin	22	24	1.2
1995-96	Art Long	33	50	1.5
1994-95	Art Long	32	56	1.8
1993-94	Damon Flint	32	19	0.6
1992-93	Corie Blount	21	33	1.6
1991-92	Corie Blount	34	51	1.5
1990-91	Keith Starks	29	13	0.4
1989-90	Keith Starks	34	24	0.7
1988-89	Cedric Glover	22	16	0.7
1987-88	Cedric Glover	26	32	1.2
1986-87	Anthony May	28	15	0.5
1985-86	Myron Hughes	28	16	0.6
1984-85	Roger McClendon	31	17	0.5
1983-84	Mark Dale	27	10	0.4
1982-83	Dwight Jones	28	24	0.9
1981-82	Dwight Jones	27	14	0.5
1980-81	Dwight Jones	29	23	0.8
1979-80	Dwight Jones	28	21	0.8
1978-79	David Duart	24	15	0.6
1977-78	Robert Miller	27	59	2.2
1976-77	Robert Miller	29	59	2.0
1967-68	Rick Roberson	26	46	1.8
1966-67	Rick Roberson	26	65	2.5
1965-66	Roland West	26	34	1.3
1964-65	Roland West	26	34	1.3
1963-64	George Wilson	26	45	1.7
1962-63	George Wilson	28	38	1.4
1961-62	Paul Hogue	31	62	2.0

ASSISTS

Season	Player	G	Assists	Avg
2011-12	Cashmere Wright	37	169	4.6
2010-11	Cashmere Wright	35	138	3.9
2009-10	Deonta Vaughn	35	123	3.5
2008-09	Deonta Vaughn	32	149	4.7
2007-08	Deonta Vaughn	32	133	4.2
2006-07	Deonta Vaughn	30	106	3.5
2005-06	Devan Downey	34	147	4.3
2004-05	James White	33	102	3.1
2003-04	James White	27	96	3.6
2002-03	Taron Barker	28	140	5.0
2001-02	Steve Logan	35	187	5.3
2000-01	Kenny Satterfield	35	177	5.1
1999-00	Kenny Satterfield	33	178	5.4
1998-99	Michael Horton	28	97	3.5
1997-98	Michael Horton	29	138	4.8
1996-97	Damon Flint	31	125	4.0
1995-96	Keith LeGree	33	189	5.7
1994-95	Keith LeGree	28	126	4.5
1993-94	Damon Flint	32	90	2.8
1992-93	Nick Van Exel	31	138	4.5
1991-92	Nick Van Exel	34	99	2.9
1990-91	Louis Banks	30	99	3.3
1989-90	Andre Tate	34	114	3.4
1988-89	Elnardo Givens	27	136	4.2
1987-88	Elnardo Givens	28	93	3.3
1986-87	Romell Shorter	28	101	3.6
1985-86	Tony Wilson	27	93	3.4
1984-85	Derrick McMillan	31	117	3.8
1983-84	Calvin Phiffer	27	50	1.9
1982-83	Junior Johnson	28	93	3.3
1981-82	Junior Johnson	25	78	3.1
1980-81	David Kennedy	26	150	5.8
1979-80	Eddie Lee	28	159	5.7
1978-79	Eddie Lee	26	180	6.9
1977-78	Steve Collier	26	82	3.2
1976-77	Gary Yoder	30	117	3.9
1975-76	Gary Yoder	30	86	2.9
1974-75	Steve Collier	29	97	3.3
1973-74	Lloyd Batts	27	48	1.8
1972-73	Dan Murphy	26	60	2.3
1971-72	Lloyd Batts	26	60	2.3
1970-71	Charley Snow	26	60	2.3
1969-70	Don Ogletree	26	87	3.3
1968-69	Don Ogletree	26	76	2.9
1967-68	Dean Foster	26	69	2.7
1966-67	Dean Foster	26	88	3.4
1965-66	Dean Foster	28	138	4.9
1964-65	Roland West	26	67	2.6
1963-64	Ken Cunningham	22	48	2.2
1962-63	Tom Thacker	28	113	4.0
1961-62	Tony Yates	31	132	4.3
1960-61	Tom Thacker	30	113	3.8
1959-60	Oscar Robertson	30	219	7.3
1958-59	Oscar Robertson	30	206	6.9



ALL-TIME LETTERMEN

Abernethy, Bill 1962-63-64
 Ackerson, D. Hayward 1906
 Adams, Edward 1905
 Agger, Emmet 1924
 Ajzner, Jack 1968-70
 Alexander, Edward 1902-03-04
 Allen, Ethan 1925-26
 Allen, Ronald 2006
 Allin, J. Bradford 1928-29
 Algaier, Edward D. 1903-04-05
 Altenau, Mark 1961
 Anderson, Bill 1948
 Anderson, Craig 1987
 Apke, Ron 1956-57-58
 Ard, Jim 1968-69-70
 Armstrong, Al 1952-55
 Artis, Mike 1973-74-75-76
 Asbury, E. 1917-18
 Austin, Bobby 1979-80-81-82
 Austing, Carl 1934-35

Baetz, William 1932
 Baildon, William 1923
 Baker, D'Juan 1997-98
 Baker, James 1932
 Baker, Tay 1948-49-50
 Ballard, Clark 1933-34-35
 Banks, Louis 1988-89-90-91
 Barker, Taron 2002-03
 Barrett, Rick 1970-71
 Barsdale, Ray 1931-32
 Barwin, Connor 2006-07
 Batts, Lloyd 1972-73-74
 Bauer, Edwin F. 1917-18
 Beall, Augustus 1921
 Belton, Kenny 2008
 Benham, Robert 1931
 Bennett, Fred 1910-11-12
 Bentley, Jeff 1979-80-81
 Berwanger, William 1929-30
 Biedenbender, Robert 1935-38-39
 Biedenbahn, Tom 1964-65-66
 Binder, John 1910-11
 Bishop, Rashad 2008-09-10-11
 Bissmeyer, Albert 1911-12
 Blount, Corie 1992-93
 Bobbitt, Tony 2003-04
 Bolton, Richard 1926-27-28
 Bondi, Henry 1934
 Bonham, Ron 1962-63-64
 Bosse, Dennis 1970-71
 Bostic, Curtis 1991-93-94-95
 Bottenhorn, Frank 1941-42-43
 Bouldin, Carl 1959-60-61
 Bouldin, Dick 1966-68
 Box, Harry 1902-03
 Brackman, Mark 1972-73-74
 Bradner, George 1924-25
 Brannen, Bobby 1995-96-97-98
 Braunwart, Adam 1902
 Bright, Roy 2005
 Brinn, Arnold 1945
 Brooks, Howard 1984
 Brooks, Milton 1936-37-38
 Brown, G. Carleton 1917-20
 Brown, Howard 1936
 Bryant, John 1959-60
 Bryant, Leser 1913
 Bryant, Richard 1927

Buerger, Frederick 1911
 Buford, Anthony 1992
 Burton, Darnell 1994-95-96-97
 Butterfield, Asa 1916

Cabbell, Curtis 1977
 Calhoun, Jim 1960-61-62
 Calloway, Ken 1965-66-67
 Campbell, Marty 1982-83
 Cantor, Nat 1919
 Capelle, Lou 1936-37-39
 Cappel, Edward 1913
 Carson, John 1998
 Carstarphen, Vic 1989
 Cassidy, Tom 1952
 Cetrone, Dick 1958-59
 Chrobak, Alex 1946-47
 Clickner, Charles 1947-48
 Collier, Steve 1975-76-77-78
 Conn, R. D. 1915-16
 Conway, Norman 1906-07
 Coons, Edgar 1920-21-22
 Cosby, Dave 1964
 Couzins, Jerry 1965-66
 Crawford, Rodney 2001-02
 Crowell, Timmy 2007
 Cucinotta, Jim 1951-53
 Cummings, Pat 1975-76-78-79
 Cunningham, Ken 1963-64-65
 Cutter, Bob 1955

Dale, Mark 1984
 Dallmer, Dick 1947-48-49-50
 Dalton, Robert 1937-39-40
 Daly, John 1934-36
 Davis, Adolph 1910-11-12
 Davis, Don 1941
 Davis, Jamaal 2001-02
 Davis III, Jeremiah 2012
 Davis, Larry 2008-09-10-11
 Davis, Ralph 1958-59-60
 Davis, Ron 1947
 Davis, Terrence 1996-97
 DeChant, Harry 1902-03-04
 Denser, Clarence 1915
 Deskins, Ted 1940
 Dial, Richard 1926-27-28
 Dickey, Derrek 1971-72-73
 Dierking, Connie 1955-56-57-58
 Dierking, Fred 1960-61-62
 Dine, Milton 1927
 Dixon, Dion 2009-10-11-12
 Dorris, Mark 1981-82-83-84
 Dow, Marty 1987
 Downey, Devan 2006
 Duarte, David 1979-81-83
 DuCasse, Ralph 1907
 Durden, LaZelle 1993-94-95
 Dyer, Arthur 1908
 Dykes, Ron 1958-59

Earley, Dan 1927-28-29
 Easton, Russell 1908-09-10
 Ellis, Octavius 2012
 Ellison, Ronnie 1988
 Elmore, Paul 1913-14
 Elsasser, Larry 1962-63-64
 Emmerich, Charles 1935-36
 Eppensteiner, Alex 2010-11-12

Ernst, Albert 1922-23
 Ernst, Willie 1954-55-56
 Evers, Jim 1979-80

Faught, Walt 1945
 Fazekas, Paul 1974-75-76-77
 Fenker, Clem 1912-14
 Ferone, Mike 1969-70
 Fisher, Frank 1906-07
 Flax, Ellis 1928-30
 Fletcher, Ryan 1996-98-99-00
 Flint, Damon 1994-95-96-97
 Flohr, Ralph 1912
 Flowers, Rod 2001-02-03
 Flynn, Jeff 1986-87-88-89
 Fortson, Danny 1995-96-97
 Foster, Dean 1966-67-68
 Foster, Thomas 1903
 Fraley, John 1970
 Franklin, Mike 1973-74-75
 Franz, Richard 1927-28-29
 Frick, Roy 1933
 Friedman, Sid 1940-41
 Fries, Daniel 1914-19
 Frith, Bob 1949-50-51

Gaffney, Kevin 1980-81-82-83
 Gaines, Kelvin 2012
 Gates, Yancy 2009-10-11-12
 Geis, Roy 1921
 Gentry, Marvin 2007-08
 Gervers, William 1929-30
 Gibson, Tarrance 1990-91-92-93
 Gieringer, Ralph 1930
 Givens, Elnardo 1988-89
 Glover, Cedric 1985-86-88-89
 Goldman, Albert 1917-18-19
 Golsteyn, Jeff 1979
 Goodman, Greg 1974
 Goosman, Herbert 1912-13-14
 Grace, Ralph 1935
 Grandle, Olen 1932-33-34
 Grant, London 1936
 Gray, Geoffrey 1902
 Greenberg, Henry 1914-15-17
 Greer, Keith 1993-94-95-96
 Grove, B.J. 2000-01-02
 Guise, Ken 1944-45-46
 Gulick, Richard 1934-35-36
 Gumbert, Jack 1956-57
 Guyn, Ge'Lawn 2012

Haas, Elwood 1917-20
 Hachen, David 1915-16-17-18
 Hachen, Harry 1923-24
 Halle, Bill 1954
 Hall, William 1911
 Hamilton, Lamont 1987
 Harding, Richard 1938
 Harrington, Earl 1913-14-15-16
 Harris, Lionel 1972
 Harris, Mike 1993-94
 Harvey, Lionel 1978
 Haucke, Dick 1967-68-69
 Heckman, Pete 1957
 Heidotting, Dale 1961-62-63
 Heisel, Elmer 1908-09
 Helm, Brian 1985-86
 Hemans, Keith 1977-78

Henry, Kenneth 1985-86
 Hensel, Warren 1936-37
 Hess, Don 1969-70-71
 Hibarger, Edwin 1922-23
 Hicks, Eric 2003-04-05-06
 Hightower, Ron 1973-74
 Hmiel, Al 1972
 Hodges, Lloyd 1986-87
 Hogue, Paul 1960-61-62
 Holden, Doc 1980-81
 Hollman, Derek 2003
 Holstein, Jim 1950-51-52
 Holtzberg, Abraham 1912
 Hood, Tom 1955-56-57
 Hornsby, Spud 1958
 Horton, Michael 1998-99
 Houston, Charles 1966
 Howard, John 1966-67-68
 Hoy, Carson 1923-24
 Hrycaniuk, Adam 2008
 Hubbard, Jimmy 2002
 Hughes, Brady 1989-90
 Hughes, Myron 1982-83-85-86
 Huheey, John 1938-40-41
 Hundemer, Will 1951
 Hyndman, Fred 1909

Iliff, Gordon 1937-38-39
 Imburgia, Larry 1951-52-53
 Inott, Ralph 1905
 Irwin, Clarence 1920-21-22
 Isserman, Ferdinand 1918-19

Jackson, Allen 1991-92-93
 Jackson, Bill 1973
 Jackson, Justin 2011-12
 Jackson, Steve 1986-87-88-89
 Jacobs, John 1993-94-95
 Janssen, J. William 1910-11
 Jemison, Jesse 1972-73-74
 Johnson, Dave 1971-72-73
 Johnson, DerMarr 2000
 Johnson, Frank 1928
 Johnson, Greg 1978
 Johnson, Junior 1980-81-82-83
 Johnson, Kareem 2003-04
 Joiner, Michael 1990
 Jones, Antwan 2001
 Jones, Dwight 1980-81-82-83
 Jones, Herb 1991-92
 Jones, Mike 1975-76-77-78
 Jucker, Ed 1938-39-40
 Julson, Jackson 1994-96-97
 Jurcisin, Greg 1971-72
 Justice, Howard 1915-16-17

Kabakoff, Nate 1942-43
 Kamp, Robert 1937-38-39
 Kamstra, Garry 1973-74-75-76
 Kecman, Doug 1982-83-84-85
 Kelly, Paul 1973
 Kennedy, David 1978-79-80-81
 Kilpatrick, Sean 2011-12
 King, Ellis 1940-41-42
 Kirkland, Armein 2003-04-05-06
 Kisker, William 1931
 Klein, Robert 1924-25
 Koehler, William 1914-15-16
 Kolp, 1934

Kranz, Henry 1911
 Kravitz, Norman 1940-41-42
 Krick, Ron 1964-65-66
 Kunz, Si 1929-30

Lammert, Bill 1952-53-54-55
 Lampros, Dean 1964-65
 Land, Eugene 1999
 Landfried, Mel 1959
 Larrabee, Wayne 1946
 Larson, George 1940-41-42
 Laub, Jack 1948-49-50
 Lee, Eddie 1977-78-79-80
 Lees, Charles 1943
 LeGree, Keith 1995-96
 Leurck, Mike 1966-67-68
 Levett, Melvin 1996-97-98-99
 Lewis, Carroll 1917
 Lewis, William 1903
 Linneman, Jim 1973
 Linneman, Joseph 1921-22-23
 List, Herb 1937
 Little, Donald 2000-01-02
 Lloyd, William 1935-36
 Long, Art 1995-96
 Logan, Steve 1999-00-01-02
 Lowe, John 1973
 Lucas, Jamaal 2002-03-04-05
 Luchi, Joe 1948-49-50-51
 Luchi, Mike 1966-67-68

Maddux, Bob 1925
 Malinchak, Jim 1989
 Martin, Erik 1992-93
 Martin, Kenyon 1997-98-99-00
 Maul, Steve 1975
 Maxiell, Jason 2002-03-04-05
 May, Anthony 1986-87-88-89
 Mbodji, Cheikh 2012
 McBride, Anthony 2011
 McCardle, John 1939-40-41
 McClain, Anthony 2008-09-10-11
 McClendon, Roger 1985-86-87-88
 McDiarmid, Henry 1902
 McDiarmid, Roy 1918
 McElroy, Immanuel 2001-02
 McFarlan, Ronald 1926
 McGhee, Aaron 1999
 McGowan, Cedric 2006-07
 McMillan, Derrick 1982-83-84-85
 McMinn, Fred 1906-07-08
 McNally, Mike 1983-84
 Meacham, Alex 1998-99
 Meeker, John 2002-03-04-05
 Mehl, Jonah 1925-26-27
 Melzer, Gene 1951-52
 Mendenhall, Mike 1957-58-59
 Merten, Russ 1942-43
 Messner, Max 1958
 Meyer, Fritz 1963-64-65
 Meyers, Charles 1919
 Meyers, Sidney 1927
 Mickel, Pete 1999-00
 Miller, Branden 2006-07-08-09
 Miller, Robert 1975-76-77-78
 Mire, William 1939-41-42
 Mitchell, Alvin 1999
 Mitchell, Alvin 2008-09
 Moeves, Fred 1952-53-54



Monk, Don 1948-49-50-51
 Monroe, Rodrick 1996-97
 Montgomery, James 1913
 Moore, Chadd 2003-04-05-06
 Moore, E. F. 1908-09
 Moteff, Jack 1973
 Mueller, John 1944-45
 Muhammad, Jihad 2005-06
 Mumaw, Lloyd 1920
 Murphy, Dan 1972-73-74
 Murray, Erick 2005
 Mussey, Noel 1904-05
 Mussey, Robert 1903-04-05
 Myrick, Shawn 1998-99

Nageleisen, Jim 1967-68-69
 Nall, Rod 1958-59
 Nelson, Howard 1930-31
 Nelson, Terry 1992-93
 Neumark, George 1927
 Nicholas, Nick 1955
 Nickel, Elbert 1942, 1947
 Niehaus, Mike 1973
 Niemann, Joe 1982-83-84
 Nimmo, Frank 1955-56-57
 Nish, Masaru 1944
 Nolting, Ray 1936
 Norton, Dick 1937-38-41

O'Bryan, Mike 1973
 Ogletree, Don 1968-69-70
 Okruhlica, Joe 1952-53-54
 O'Laughlin, Joseph 1913-14
 Orr, Gordon 1936-37
 Osborne, Cy 1921
 Osterman, Tom 1951-52-53

Parsons, 1914
 Parker, JaQuon 2010-11-12
 Patterson, 1917
 Patterson, Craig 1973
 Patterson, Ruben 1997-98
 Patzwald, Ryan 2005
 Penno, Ray 1945
 Penny, Marcus 1978
 Petrus, Brent 1998
 Phiffer, Calvin 1984-86-87-88
 Plunkett, Dave 1954-55-56
 Pomerantz, Sandy 1960
 Popp, William 1928-29-30
 Powell, Richard 1938-39-40
 Pressler, Fred 1934-36
 Pruitt, John 1946

Raidt, William 1934-35-36
 Rain, Bob 1951-52-53
 Reicheneker, Mike 1991-92
 Reis, Ron 1960-61-62
 Reuss, Robert 1932
 Rheinhardt, Myron 1944
 Rice, 1904
 Richards, Alkie 1943-47-48
 Richter, Ralph 1947-48-49-50
 Roberson, Rick 1967-68-69
 Roberts, Clarence 1905-06-07
 Roberts, Terry 1972
 Robertson, Oscar 1958-59-60
 Robinson, Levertis 1988-89-90-91
 Rolf, Mike 1965-66-67
 Rolfes, Don 1965-66
 Rothenberg, Ed 1955
 Rubenstein, Al 1947-48-49-50

Ruehl, Don 1985-86-87-88
 Rusche, Dick 1947-48
 Russo, Prosper 1913

Sanders, Steve 1990
 Sanders, Jermaine 2012
 Satterfield, Kenny 2000-01
 Sauer, Tom 1941
 Schierloh, Fred Jr. 1920-21-22
 Schloemer, Doug 1979-80-81-82
 Schneider, Jerry 1970-71
 Schmid, Wesley 1924-25-26
 Schneider, Harold 1943-44-45
 Schoenfeld, Tom 1971-72
 Schroetter, Alfred 1907-08
 Schuck, Jules 1931-32
 Schwallie, Bob 1969-70
 Scott, Jeff 1991-92
 Seltz, Sam 1920
 Shear, Charles 1933
 Shelhorn, 1907
 Shepard, Morton 1914-15
 Sherlock, Bob 1975-76-78-79
 Shingleton, Larry 1961-62-63
 Shipley, Carl 1902
 Shipley, Jerry 1950-51
 Shoemaker, Mick 1977-78-79
 Shorter, Romell 1985-86-87-88
 Sibila, Chris 1987
 Sicking, Victor 1924-25
 Siekmann, Bob 1947
 Sikes, Marcus 2007-08
 Sizer, Tom 1960-61
 Slaughter, Thomas 1932
 Smith, Chester 1932-33-34
 Smith, Gene 1963-64-65
 Smith, Gordon 1967-68-69
 Smith, Richard 1939
 Snow, Charlie 1969-70-71
 Souleymane, Asrangue 2005
 Stallworth, Joe 1974
 Stalma, Joe 1974
 Stargel, Will 1942-46
 Starick, W.T.a 1932
 Starks, Keith 1988-89-90-91
 Stenger, 1915
 Sternberg, Harold 1940
 Sternberg, Wayne 1956-57-58
 Stephenson, Lance 2010
 Stevens, Wayne 1956-57-58
 Stewart, John 1909-10-11-12
 Stiffend, Joe 1984-85-86-87
 Stockwell, 1934
 Stokes, Leonard 2000-01-02-03
 Summerville, William 1933-34-35
 Surface, Ron 1952-53
 Sutherland, Clint 1980
 Szczepanski, Mike 1984-85

Taglaver, Ken 1943
 Tate, Andre 1989-90
 Tate, Jermaine 1999-00
 Taylor, Dick 1959
 Tenwick, Dave 1958-59
 Thacker, Tom 1961-62-63
 Thau, Walter 1909
 Thomas, Ibrahim 2010-11
 Thompson, Troy 1986
 Tiggs, Luther 1984
 Tilford, Domonic 2006
 Toyloy, Steve 2009-10
 Trabert, Tony 1951

Trame, Larry 1934-35-37
 Twyman, Jack 1952-53-54-55
 Tyree, Eddie 2010-11

Ullom, Verne 1942-44
 Ulrich, Morris 1920-22

Valentiner, Clark 1924-25
 Van Veen, Richard 1938
 Van Exel, Nick 1992-93
 Vaughn, Deonta 2007-08-09-10
 Vogeles, Dick 1952-53-54-55

Waller, Brad 1981
 Ward, B. J. 1990-92
 Ward, Hal 1973-74-75-76
 Warren, Jamual 2007-08
 Watkins, William 1919
 Wearly, 1944
 Webb, Jim 1974
 Weidner, Paul 1965-66-67
 Weigel, Rick 1990
 Welmer, Bob 1950-51
 Wendefer, Steve 1969-70-71
 West, Roland 1965-66-67
 Westerfeld, Bill 1946-47-48-49
 Whaley, Robert 2004
 Wheeler, Phil 1954-55-56
 Whitaker, Bill 1957-58-59
 White, James 2004-05-06
 White, Rick 1972
 White, Robert 1931
 Wiesenhahn, Bob 1959-60-61
 Wilks, Darnell 2008-09-10-11
 Willey, Larry 1958-59-60
 Williams, Brian 1975-76-77
 Williams, Charles 1997
 Williams, Field 2001-02-03-04
 Williams, Joseph 1921
 Williams, Kevin 1988
 Williams, Mike 1982-83
 Williams, Mike 2009
 Williams, Nick 2004-05
 Williams, Orlando 1989-90-91
 Williamson, John 2007-08
 Wilson, George 1962-63-64
 Wilson, Russell 1905
 Wilson, Tony 1983-84-85-86
 Wingfield, Dantonio 1994
 Witte, Russell 1911-12
 Wolf, Brian 1994
 Wolf, Joe 1948-49-50
 Wones, Frank 1939
 Wooten, Anthony 1973
 Wright, Cashmere 2010-11-12
 Wright, Marko 1994
 Wright, Robert 1933
 Wynn, Raleigh 1967-68-69

Yates, Anthony 1987-88
 Yates, Tony 1961-62-63
 Yocum, Gilbert 1912
 Yoder, Gary 1976-77

Zimov, Louis 1938

CINCINNATI TEAM MVPs

2011-12	Dion Dixon, Yancy Gates
2010-11	Larry Davis, Anthony McClain, Eddie Tyree Darnell Wilks, Ibrahim Thomas, Scott Ratterman (mgr.)
2009-10	Deonta Vaughn
2008-09	Deonta Vaughn
2007-08	Deonta Vaughn
2006-07	John Williamson
2005-06	Eric Hicks
2004-05	Jason Maxiell
2003-04	Jason Maxiell
2002-03	Leonard Stokes
2001-02	Steve Logan
2000-01	Steve Logan
1999-00	Kenyon Martin
1998-99	Pete Mickeal
1997-98	Bobby Brannen
1996-97	Danny Fortson
1995-96	Danny Fortson
1994-95	LaZelle Durden
1993-94	Dantonio Wingfield
1992-93	Nick Van Exel
1991-92	Anthony Buford Herb Jones
1990-91	Herb Jones
1989-90	Louis Banks Andre Tate
1988-89	Elnardo Givens Cedric Glover
1987-88	Cedric Glover
1986-87	Roger McClendon Joe Stiffend
1985-86	Myron Hughes
1984-85	Derrick McMillan
1983-84	Mark Dorris
1982-83	Dwight Jones
1981-82	Dwight Jones
1980-81	David Kennedy
1979-80	Eddie Lee Dwight Jones
1978-79	Pat Cummings
1977-78	Pat Cummings
1976-77	Robert Miller
1975-76	Robert Miller
1974-75	Steve Collier
1973-74	Lloyd Batts
1972-73	Lloyd Batts
1971-72	Derrek Dickey
1970-71	Steve Wenderfer
1969-70	Jim Ard
1968-69	Jim Ard
1967-68	John Howard
1966-67	Rick Roberson
1965-66	Don Rolfes
1964-65	Gene Smith
1963-64	Ron Bonham George Wilson
1962-63	Tom Thacker
1961-62	Paul Hogue
1960-61	Bob Wiesenhahn
1959-60	Oscar Robertson
1958-59	Oscar Robertson
1957-58	Oscar Robertson
1956-57	Connie Dierking
1955-56	Phil Wheeler
1954-55	Jack Twyman
1953-54	Jack Twyman
1952-53	Bob Rain
1951-52	Jim Holstein
1950-51	Joe Luchi
1949-50	Dick Dallmer
1948-49	Dick Dallmer
1947-48	Dick Dallmer
1946-47	Bill Westerfeld




1,000 POINT CLUB



1. OSCAR ROBERTSON (1958-60) -- 2,973

	GP	FG	FGA	Pct	3FG	3FGA	FT	FTA	Pct	PTS	AVG
1957-58	28	352	617	.571	-	-	280	355	.789	984	35.1
1958-59	30	331	650	.509	-	-	316	398	.794	978	32.6
1959-60	30	369	701	.526	-	-	273	361	.756	1011	33.7
Totals	88	1052	1968	.535	-	-	869	1114	.780	2973	33.8


Oscar Robertson



2. STEVE LOGAN (1999-02) -- 1,985

	GP	FG	FGA	Pct	3FG	3FGA	FT	FTA	Pct	PTS	AVG
1998-99	33	101	239	.423	43	130	48	61	.787	293	8.9
1999-00	33	101	242	.417	50	120	73	86	.849	325	9.8
2000-01	34	193	456	.423	79	202	132	150	.880	597	17.6
2001-02	35	246	538	.457	86	230	192	220	.873	770	22.0
Totals	135	641	1475	.435	258	682	445	517	.861	1985	14.7


Steve Logan



3. DEONTA VAUGHN (2006-10) -- 1,885

	GP	FG	FGA	Pct	3FG	3FGA	FT	FTA	Pct	PTS	AVG
2006-07	30	152	407	.373	63	216	67	89	.753	434	14.5
2007-08	32	178	408	.436	97	244	101	128	.789	554	17.3
2008-09	32	155	399	.388	81	240	97	120	.808	488	15.3
2009-10	35	123	325	.378	72	213	91	110	.827	409	11.7
Totals	129	608	1539	.395	313	913	356	447	.796	1885	14.6

Deonta Vaughn



4. DANNY FORTSON (1995-97) -- 1,881

	GP	FG	FGA	Pct	3FG	3FGA	FT	FTA	Pct	PTS	AVG
1994-95	34	190	355	.535	0	1	134	196	.684	514	15.1
1995-96	33	222	413	.538	0	1	220	292	.753	664	20.1
1996-97	33	243	392	.620	0	1	217	281	.772	703	21.3
Totals	100	655	1160	.565	0	3	571	769	.743	1881	18.8

Danny Fortson



5. ROGER McCLENDON (1985-88) -- 1,789

	GP	FG	FGA	Pct	3FG	3FGA	FT	FTA	Pct	PTS	AVG
1984-85	31	160	306	.523	-	-	63	95	.663	383	12.4
1985-86	28	197	388	.508	-	-	68	90	.756	462	16.5
1986-87	27	197	424	.465	80	168	63	83	.759	537	19.9
1987-88	28	155	358	.433	53	157	44	71	.620	407	14.5
Totals	114	709	1476	.480	133	325	238	339	.702	1789	15.7

Roger McClendon



6. PAT CUMMINGS (1975-76, 78-79) -- 1,762

	GP	FG	FGA	Pct	3FG	3FGA	FT	FTA	Pct	PTS	AVG
1974-75	18	111	190	.584	-	-	29	39	.744	251	13.9
1975-76	31	163	291	.560	-	-	37	57	.649	363	11.7
1977-78	27	212	330	.642	-	-	63	87	.724	487	18.0
1978-79	27	270	490	.551	-	-	121	147	.823	661	24.5
Totals	103	756	1301	.581	-	-	250	330	.758	1762	17.1


Pat Cummings



7. RON BONHAM (1962-64) -- 1,666

	GP	FG	FGA	Pct	3FG	3FGA	FT	FTA	Pct	PTS	AVG
1961-62	31	174	382	.455	-	-	95	125	.760	443	14.3
1962-63	28	208	449	.463	-	-	173	194	.892	589	21.0
1963-64	26	222	430	.516	-	-	190	232	.819	634	24.4
Totals	85	604	1261	.479	-	-	458	551	.831	1666	19.6


Ron Bonham



8. LOUIS BANKS (1988-91) -- 1,644

	GP	FG	FGA	Pct	3FG	3FGA	FT	FTA	Pct	PTS	AVG
1987-88	28	82	190	.432	0	3	69	98	.704	233	8.3
1988-89	26	131	266	.493	0	7	76	110	.691	338	13
1989-90	34	218	485	.449	16	60	156	206	.757	608	17.9
1990-91	30	163	370	.441	15	52	124	182	.681	465	15.5
Totals	118	594	1311	.453	31	122	425	596	.713	1644	13.9

Louis Banks



9. JACK TWYMAN (1952-55) -- 1,598

	GP	FG	FGA	Pct	3FG	3FGA	FT	FTA	Pct	PTS	AVG
1951-52	16	27	83	.325	-	-	13	27	.481	67	4.2
1952-53	24	136	323	.421	-	-	89	143	.622	361	15
1953-54	21	174	443	.393	-	-	110	145	.759	458	21.8
1954-55	29	285	628	.454	-	-	142	192	.740	712	24.6
Totals	90	622	1477	.421	-	-	354	507	.698	1598	17.8


Jack Twyman



10. LLOYD BATTS (1972-74) -- 1,585

	GP	FG	FGA	Pct	3FG	3FGA	FT	FTA	Pct	PTS	AVG
1971-72	26	202	466	.433	-	-	83	120	.692	487	18.7
1972-73	26	228	484	.471	-	-	66	88	.750	522	20.1
1973-74	27	246	506	.486	-	-	84	121	.694	576	21.3
Totals	79	676	1456	.464	-	-	233	329	.708	1585	20.1

Lloyd Batts



11. DARNELL BURTON (1994-97) -- 1,584

	GP	FG	FGA	Pct	3FG	3FGA	FT	FTA	Pct	PTS	AVG
1993-94	32	90	229	.393	49	134	63	82	.768	292	9.1
1994-95	34	134	299	.448	74	192	61	72	.847	403	11.9
1995-96	31	149	336	.443	89	215	47	70	.671	434	14.0
1996-97	33	148	363	.408	94	236	65	84	.774	455	13.8
Totals	130	521	1227	.425	306	777	236	308	.766	1584	12.2

Darnell Burton




12. JASON MAXIELL (2002-05) -- 1,566

	GP	FG	FGA	Pct	3FG	3FGA	FT	FTA	Pct	PTS	AVG
2001-02	35	117	212	.552	0	0	48	82	.585	282	8.1
2002-03	29	129	290	.445	0	1	86	128	.672	344	11.9
2003-04	32	152	304	.500	0	1	130	191	.681	434	13.6
2004-05	33	164	302	.543	2	5	176	273	.645	506	15.3
Totals	129	562	1108	.507	2	7	440	674	.653	1566	12.1

Jason Maxiell



1,000 POINT CLUB



Steve Collier

25. STEVE COLLIER (1975-78) -- 1,252

	GP	FG	FGA	Pct	3FG	3FGA	FT	FTA	Pct	PTS	AVG
1974-75	29	158	361	.438	-	-	83	108	.768	399	13.8
1975-76	29	99	224	.442	-	-	25	41	.610	223	7.7
1976-77	30	151	364	.436	-	-	58	79	.734	360	12.0
1977-78	26	107	250	.428	-	-	56	70	.800	270	10.4
Totals	114	515	1199	.430	-	-	222	298	.745	1252	11.0



George Wilson

31. GEORGE WILSON (1962-64) -- 1,124

	GP	FG	FGA	Pct	3FG	3FGA	FT	FTA	Pct	PTS	AVG
1961-62	31	109	216	.505	-	-	67	101	.663	285	9.2
1962-63	28	160	299	.535	-	-	101	170	.594	421	15.0
1963-64	26	164	343	.478	-	-	90	173	.520	418	16.1
Totals	85	433	858	.505	-	-	258	444	.581	1124	13.2



Eric Hicks

26. ERIC HICKS (2003-06) -- 1,231


	GP	FG	FGA	Pct	3FG	3FGA	FT	FTA	Pct	PTS	AVG
2002-03	26	24	54	.444	0	1	16	34	0.471	64	2.5
2003-04	31	82	139	.590	0	0	54	102	0.529	218	7.0
2004-05	32	162	312	.519	4	16	110	188	0.585	438	13.7
2005-06	34	192	401	.479	13	27	114	173	0.659	511	15.0
Totals	123	460	906	.508	17	44	294	497	0.592	1231	10.0



Bill Lammert

T-32. BILL LAMMERT (1952-55) -- 1,119


	GP	FG	FGA	Pct	3FG	3FGA	FT	FTA	Pct	PTS	AVG
1951-52	18	52	144	.361	-	-	25	42	.595	129	7.2
1952-53	24	99	294	.337	-	-	83	110	.755	281	11.7
1953-54	21	107	266	.402	-	-	107	147	.727	321	15.3
1954-55	29	132	405	.326	-	-	124	169	.734	388	13.4
Totals	92	390	1109	.352	-	-	339	468	.724	1119	12.2



LaZelle Durden

27. LaZELLE DURDEN (1993-95) -- 1,219

	GP	FG	FGA	Pct	3FG	3FGA	FT	FTA	Pct	PTS	AVG
1992-93	31	50	131	.382	31	92	33	38	0.868	164	5.3
1993-94	25	144	330	.436	102	244	56	72	0.778	446	17.8
1994-95	34	204	485	.421	127	339	74	92	0.804	609	17.9
Totals	90	398	946	.421	260	675	163	202	0.807	1219	13.5



Melvin Levett

T-32. MELVIN LEVETT (1996-99) -- 1,119

	GP	FG	FGA	Pct	3FG	3FGA	FT	FTA	Pct	PTS	AVG
1995-96	21	20	42	.476	7	20	3	4	.750	50	2.4
1996-97	33	45	113	.398	14	48	33	41	.805	137	4.2
1997-98	33	166	398	.417	73	193	60	80	.750	465	14.1
1998-99	33	165	408	.404	70	210	67	89	.753	467	14.2
Totals	120	396	961	.412	164	471	163	214	.762	1119	9.3



Rick Roberson

28. RICK ROBERSON (1967-69) -- 1,196

	GP	FG	FGA	Pct	3FG	3FGA	FT	FTA	Pct	PTS	AVG
1966-67	24	132	261	.506	-	-	90	156	0.577	354	14.8
1967-68	26	153	315	.486	-	-	118	208	0.567	424	16.3
1968-69	26	168	321	.523	-	-	82	163	0.503	418	16.1
Totals	76	453	897	.505	-	-	290	527	0.550	1196	15.7



Dick Dallmer

34. DICK DALLMER (1947-50) -- 1,098


	GP	FG	FGA	Pct	3FG	3FGA	FT	FTA	Pct	PTS	AVG
1946-47	25	83	-	-	-	-	54	-	-	220	8.8
1947-48	20	91	285	.319	-	-	61	83	.735	243	12.2
1948-49	27	144	423	.340	-	-	65	99	.657	353	13.1
1949-50	26	113	323	.350	-	-	56	91	.615	282	10.8
Totals	98	431	-	-	-	-	236	-	-	1098	11.2



Tom Thacker

29. TOM THACKER (1961-63) -- 1,152


	GP	FG	FGA	Pct	3FG	3FGA	FT	FTA	Pct	PTS	AVG
1960-61	30	139	351	0.396	-	-	91	133	.684	369	12.3
1961-62	31	134	331	0.405	-	-	74	121	.612	342	11.0
1962-63	28	169	357	0.473	-	-	103	155	.665	441	15.8
Totals	89	442	1039	0.425	-	-	268	409	.655	1152	12.9



Herb Jones

35. HERB JONES (1991-92) -- 1,097

	GP	FG	FGA	Pct	3FG	3FGA	FT	FTA	Pct	PTS	AVG
1990-91	30	192	382	.503	21	60	78	129	.605	483	16.1
1991-92	34	230	417	.552	36	87	118	173	.682	614	18.1
Totals	64	422	799	.528	57	147	196	302	.649	1097	17.1



Jim Holstein

30. JIM HOLSTEIN (1950-52) -- 1,146

	GP	FG	FGA	Pct	3FG	3FGA	FT	FTA	Pct	PTS	AVG
1949-50	26	137	360	.381	-	-	74	110	.672	348	13.4
1950-51	22	145	385	.377	-	-	84	120	.700	374	17.0
1951-52	27	158	481	.328	-	-	108	171	.632	424	15.7
Totals	75	440	1226	.359	-	-	266	401	.663	1146	15.3



Ralph Davis

36. RALPH DAVIS (1958-60) -- 1,093

	GP	FG	FGA	Pct	3FG	3FGA	FT	FTA	Pct	PTS	AVG
1957-58	28	97	232	.418	-	-	24	43	.558	218	7.8
1958-59	30	214	474	.451	-	-	37	62	.597	465	15.5
1959-60	30	182	364	.500	-	-	46	70	.657	410	13.7
Totals	88	493	1070	.461	-	-	107	175	.611	1093	12.4

**37. BILL WESTERFELD (1946-49) -- 1,092**


	GP	FG	FGA	Pct	3FG	3FGA	FT	FTA	Pct	PTS	AVG
1945-46	21	100	-	-	-	-	64	-	-	264	12.6
1946-47	26	122	-	-	-	-	116	-	-	360	13.8
1947-48	24	82	250	.328	-	-	76	108	.703	240	10.0
1948-49	28	89	278	.320	-	-	50	63	.794	228	8.1
Totals	99	393	-	-	-	-	306	-	-	1092	11.0

Bill Westerfeld

**43. PHIL WHEELER (1954-56) -- 1,055**

	GP	FG	FGA	Pct	3FG	3FGA	FT	FTA	Pct	PTS	AVG
1953-54	21	69	164	.421	-	-	43	75	.573	181	8.6
1954-55	27	126	291	.433	-	-	105	182	.577	357	13.2
1955-56	24	180	390	.462	-	-	157	224	.701	517	21.5
Totals	72	375	845	.444	-	-	305	481	.634	1055	14.7

Phil Wheeler

**38. JAMES WHITE (2003-06) -- 1,088**

	GP	FG	FGA	Pct	3FG	3FGA	FT	FTA	Pct	PTS	AVG
2003-04	27	71	185	.384	15	63	57	71	.803	214	7.9
2004-05	33	109	246	.443	36	94	83	104	.798	337	10.2
2005-06	33	177	363	.488	49	131	134	160	.838	537	16.3
Totals	93	357	794	.450	100	288	274	335	.818	1088	11.7

James White

**44. RALPH RICHTER (1947-50) -- 1,053**

	GP	FG	FGA	Pct	3FG	3FGA	FT	FTA	Pct	PTS	AVG
1946-47	9	34	-	-	-	-	26	-	-	94	10.4
1947-48	24	122	294	.415	-	-	81	118	.687	325	13.5
1948-49	28	163	447	.365	-	-	134	195	.687	460	16.4
1949-50	20	63	210	.300	-	-	48	85	.565	174	8.7
Totals	81	382	-	-	-	-	289	-	-	1053	13.0

Ralph Richter

**39. EDDIE LEE (1976-79) -- 1,068**

	GP	FG	FGA	Pct	3FG	3FGA	FT	FTA	Pct	PTS	AVG
1976-77	30	72	128	.562	-	-	57	85	.670	201	6.7
1977-78	19	64	121	.529	-	-	44	63	.698	172	9.1
1978-79	26	100	223	.448	-	-	58	73	.794	258	9.9
1979-80	28	173	367	.471	-	-	91	110	.827	437	15.6
Totals	103	409	839	.487	-	-	250	331	.755	1068	10.4

Eddie Lee

**45. FIELD WILLIAMS (2001-04) -- 1,030**


	GP	FG	FGA	Pct	3FG	3FGA	FT	FTA	Pct	PTS	AVG
2000-01	32	33	76	.434	28	64	4	5	.800	98	3.1
2001-02	33	72	169	.426	59	137	13	15	.867	216	6.5
2002-03	29	106	312	.340	85	247	39	43	.907	336	11.6
2003-04	32	130	299	.435	90	206	30	36	.833	380	11.9
Totals	126	341	856	.398	262	654	86	99	.869	1030	8.2

Field Williams

**40. BRIAN WILLIAMS (1975-77) -- 1,066**

	GP	FG	FGA	Pct	3FG	3FGA	FT	FTA	Pct	PTS	AVG
1974-75	27	155	330	.470	-	-	24	36	.667	334	12.4
1975-76	28	158	372	.425	-	-	34	45	.755	350	12.5
1976-77	30	166	426	.390	-	-	50	64	.781	382	12.7
Totals	85	479	1128	.425	-	-	108	145	.745	1066	12.5

Brian Williams

**46. JOHN HOWARD (1966-68) -- 1,013**


	GP	FG	FGA	Pct	3FG	3FGA	FT	FTA	Pct	PTS	AVG
1965-66	28	127	265	.479	-	-	61	101	.604	315	11.3
1966-67	25	133	300	.443	-	-	60	95	.632	326	13.0
1967-68	26	149	332	.449	-	-	74	110	.673	372	14.3
Totals	79	409	897	.456	-	-	195	306	.637	1013	12.8

John Howard

**41. DON OGLETREE (1968-70) -- 1,059**


	GP	FG	FGA	Pct	3FG	3FGA	FT	FTA	Pct	PTS	AVG
1967-68	26	120	263	.456	-	-	79	114	.693	319	12.3
1968-69	26	149	318	.469	-	-	82	120	.683	380	14.6
1969-70	26	145	292	.497	-	-	70	95	.737	360	13.8
Totals	78	414	873	.474	-	-	231	329	.702	1059	13.6

Don Ogletree

**47. DAVID KENNEDY (1978-81) -- 1,002**

	GP	FG	FGA	Pct	3FG	3FGA	FT	FTA	Pct	PTS	AVG
1977-78	14	10	23	.435	-	-	13	21	.619	33	2.4
1978-79	27	94	191	.492	-	-	64	110	.582	252	9.3
1979-80	28	117	251	.466	-	-	60	83	.723	294	10.5
1980-81	29	157	294	.534	-	-	109	140	.779	423	14.6
Totals	98	378	759	.498	-	-	246	354	.695	1002	10.2

David Kennedy

**42. MIKE JONES (1975-78) -- 1,058**

	GP	FG	FGA	Pct	3FG	3FGA	FT	FTA	Pct	PTS	AVG
1974-75	29	124	233	.532	-	-	30	40	.750	278	9.6
1975-76	28	104	219	.475	-	-	46	63	.730	254	9.1
1976-77	30	160	329	.486	-	-	46	58	.793	366	12.2
1977-78	27	71	191	.372	-	-	18	21	.857	160	5.9
Totals	114	459	972	.472	-	-	140	182	.769	1058	9.3


Mike Jones

CAREER REBOUNTING LEADERS

Rk.	Player	Seasons	G	Reb	Avg
1.	Oscar Robertson	(3) 1958-60	88	1,338	15.2
2.	Jack Twyman	(4) 1952-55	90	1,242	13.8
3.	Paul Hogue	(3) 1960-62	91	1,088	12.0
4.	Robert Miller	(4) 1975-79	116	1,060	9.1
5.	Dwight Jones	(4) 1980-82	112	983	8.8
6.	Rick Roberson	(3) 1967-69	76	945	12.4
7.	Jim Ard	(3) 1968-69	76	941	12.4
8.	Connie Dierking	(3) 1956-58	69	929	13.5
9.	Yancy Gates	(4) 2008-12	132	916	6.9
10.	Jason Maxiell	(4) 2002-05	129	908	7.0
11.	George Wilson	(3) 1962-64	85	888	10.4
	Eric Hicks	(4) 2003-06	123	888	7.2
13.	Danny Fortson	(3) 1995-97	100	873	8.7
14.	Kenyon Martin	(4) 1997-00	116	869	7.5



RETIRED NUMBERS



OSCAR ROBERTSON


Cincinnati fans concluded with confidence that there would never be another No. 12 when Oscar Robertson concluded his stellar career. Consequently, his jersey was retired at the completion of his senior season, the first retired number in UC history.

During his three-year career (1957-58—1959-60), Robertson established himself not only as the finest player in Cincinnati history, but one of the finest in all of college basketball. He concluded his career as college basketball's all-time scoring leader, amassing 2,973 points in 88 games. He bettered the previous mark by over 300 points. Only one other player since has scored more points in a three-year career—LSU's Pete Maravich—while Robertson's 33.8-point career scoring average, a record at that time, remains third-best in NCAA history.

Though scoring was the most publicized portion of his game, it was far from the only aspect in which he excelled. Robertson also owns UC's season and career rebounding records and has the second-most assists, a record he would have also had if assists had been kept as a statistic during his sophomore year.

No brief sketch can begin to include all of Robertson's honors and accomplishments. He was a three-year consensus all-American and three-time pick for National Player of the Year honors.

Robertson was well-honored for his performance during his 14-year career in the NBA, making the all-star team 12 times and amassing career records for assists. He was honored as one of the top performers in the history of the league and has been elected to the National Basketball Hall of Fame.



JACK TWYMAN

For three straight years, Jack Twyman was cut from his high school basketball team. His persistence not only landed him a spot on the varsity as a senior, but launched a career which would take him to college and professional stardom, and a place in the National Basketball Hall of Fame.


Twyman demonstrated that determination as a freshman at Cincinnati in 1951-52, earning a berth on the varsity in mid-season. He led the Bearcats in scoring and rebounding his sophomore, junior, and senior years, averaging 24.6 points and 16.5 rebounds in his final season to earn all-America honors.

Twyman concluded his career as UC's all-time leading scorer and rebounder. Six decades later, his point total ranks ninth and his rebounds second.

Twyman was a first-round draft pick of the Rochester Royals in 1955 which two years later moved to Cincinnati. He was selected an NBA all-star in six of his 11 seasons, and led the league in scoring with a 31.2-point average in 1959-60.

Twyman is forever linked to Maurice Stokes, his Royals teammate who was stricken by a stroke in the last game of the 1958 season. Twyman became Stokes' legal guardian and helped raise money to defray medical expenses. This relationship was the subject of the 1973 movie, "Maurie."

Twyman was elected to the National Basketball Hall of Fame in 1982. He died in May 2012.



KENYON MARTIN

Few players made the progress that Kenyon Martin experienced during his career at Cincinnati, in which he ascended from a raw-talented athlete to a devastating defender and polished scorer.

Martin joined the Bearcats in early January of his freshman year but took only 12 games to take over the shot-blocking lead. As a sophomore, he became the first Bearcat in 31 years to record a triple-double. He capped that year with second-team all-league honors and his first of three straight Conference USA Defensive Player of the Year awards. Martin's junior season featured honorable mention all-America recognition. Midway through that season, he broke the UC career record for blocked shots, giving him a clean sweep of the school's marks for rejections.

At the conclusion of his junior year, Martin eschewed the NBA draft and set about perfecting his offensive skills in the quest of becoming a complete player. He gave notice of what was in store when he directed the U.S. to the gold medal at the World University Games that summer, leading the star-studded squad in scoring and rebounding.

With a potent offensive game to go with his defensive prowess, Martin returned for his senior campaign. A unanimous C-USA Player of the Year selection, he was a consensus all-American and everyone's choice for National Player of the Year honors. He was the No. 1 choice in the 2000 NBA draft by the New Jersey Nets and is now with the Denver Nuggets.



ALL-CONFERENCE SELECTIONS

BIG EAST

First Team

2006 Eric Hicks
2008 Deonta Vaughn

Second Team

2012 Sean Kilpatrick

Third Team

2009 Deonta Vaughn

Honorable Mention

2006 James White

All-Rookie Team

2006 Devan Downey
2007 Deonta Vaughn
2009 Yancy Gates
2010 Lance Stephenson
2011 Sean Kilpatrick

Rookie of the Year

2010 Lance Stephenson

CONFERENCE USA

First Team

1996 Danny Fortson
1997 Danny Fortson
1998 Bobby Brannen
1999 Kenyon Martin
Pete Mickeal
2000 Kenyon Martin
Pete Mickeal
2001 Steve Logan
2002 Steve Logan

Second Team

1998 Melvin Levett
Kenyon Martin
Ruben Patterson
1999 Melvin Levett
2003 Leonard Stokes
2004 Jason Maxiell
2005 Jason Maxiell

Third Team

1997 Darnell Burton
Damon Flint
2000 DerMarr Johnson
2001 Kenny Satterfield
2002 Leonard Stokes
2004 Tony Bobbitt
2005 Eric Hicks

Honorable Mention

1996 Darnell Burton
Damon Flint

All-Freshman Team

1999 Steve Logan
2000 DerMarr Johnson
Kenny Satterfield
2002 Jason Maxiell

Player of the Year

1996 Dann Fortson
1997 Danny Fortson
2000 Kenyon Martin
2001 Steve Logan
2002 Steve Logan

Freshman of the Year

2000 DerMarr Johnson

Def. Player of the Year

1998 Kenyon Martin
1999 Kenyon Martin
2002 Immanuel McElroy

Sixth Man of the Year

1996 Darnell Burton
1997 Darnell Burton
2002 Jason Maxiell
2004 Tony Bobbitt

GREAT MIDWEST

First Team

1992 Herb Jones
1993 Nick Van Exel
1995 Lazelle Durden
Danny Fortson

Second Team

1992 Anthony Buford
1993 Erik Martin
1994 Dantonio Wingfield

Newcomer Team

1995 Danny Fortson
Art Long
Darnell Burton
Damon Flint

Newcomer of the Year

1994 Dantonio Wingfield

METRO

First Team

1977 Robert Miller
Gary Yoder
1978 Pat Cummings
1979 Pat Cummings
1981 David Kennedy
1982 Dwight Jones
1983 Dwight Jones
1986 Roger McClendon
1987 Roger McClendon
1988 Cedric Glover
1989 Cedric Glover
1990 Louis Banks
1991 Louis Banks

Second Team

1978 Robert Miller
1979 Eddie Lee
1980 Eddie Lee
1985 Derrick McMillan
1990 Andre Tate
1991 Herb Jones

Honorable Mention

1977 Steve Collier
Mike Jones
Brian Williams
1978 Steve Collier
1979 Bobby Austin
1980 Bobby Austin
1981 Bobby Austin
Dwight Jones
1982 Bobby Austin

1984 Mark Dorris

Freshman Team

1977 Eddie Lee
1978 Lionel Harvey
1980 Dwight Jones
1982 Mike Williams
1985 Roger McClendon

Player of the Year

1977 Gary Yoder
1979 Pat Cummings

MISSOURI VALLEY

1970 Jim Ard
Don Ogletree
1969 Jim Ard
1968 Rick Roberson
Jim Ard
1967 Rick Roberson
1966 Don Rolfes
Roland West
1964 George Wilson
Ron Bonham
1963 Ron Bonham
Tom Thacker
George Wilson
Tony Yates
1962 Paul Hogue
Ron Bonham
Tom Thacker
1961 Paul Hogue
Tom Thacker
Bob Wiesenhahn

1960 Oscar Robertson
Paul Hogue
Ralph Davis
1959 Oscar Robertson
Ralph Davis
1958 Oscar Robertson
Connie Dierking

MID-AMERICAN

1952 Jim Holstein
1951 Jim Holstein
Joe Luchi
1950 Dick Dallmer
Jim Holstein
1949 Ralph Richter
Al Rubenstein
1947 Al Rubenstein
Bill Westerfeld

CINCINNATI COACHING RECORDS

	Seasons	Won	Lost	Pct
Henry S. Pratt	1 (1901-02)	5	4	.555
Anthony W. Chez	2 (1902-03/03-04)	12	10	.545
Amos Foster	5 (1904-05/08-09)	30	10	.750
C.A. Schroetter	1 (1909-10)	3	2	.600
Russ Easton	4 (1910-11/13-14)	11	30	.268
George Little	2 (1914-15/15-16)	4	17	.190
Ion Cortright	1 (1916-17)	3	8	.273
Whitelaw Morrison	1 (1917-18)	2	6	.250
Boyd Chambers	10 (1918-19/27-28)	106	81	.567
Frank Rice	4 (1928-29/31-32)	33	34	.493
John Halliday	1 (1932-33)	9	9	.500
Tay Brown	4 (1933-34/36-37)	47	27	.635
Walter Van Winkle	2 (1937-38/38-39)	18	16	.529
Clark Ballard	3 (1939-40/41-42)	24	31	.436
Bob Ruess	2 (1942-43/43-44)	15	15	.500
Ray Farnham	2 (1944-45/45-46)	16	22	.421
John Wiethe	6 (1946-47/51-52)	106	47	.693
George Smith	8 (1952-53/59-60)	154	56	.733
Ed Jucker	5 (1960-61/64-65)	113	28	.801
Tay Baker	7 (1965-66/71-72)	125	60	.676
Gale Catlett	6 (1972-73/77-78)	126	44	.741
Ed Badger	5 (1978-79/82-83)	68	71	.489
Tony Yates	6 (1983-84/88-89)	70	100	.412
Bob Huggins	15 (1989-90/04-05)	399	127	.759
Andy Kennedy	1 (2005-06)	21	13	.618
Mick Cronin	6 (2006-07-pres.)	113	88	.562



Gale Catlett



Tay Baker



John Wiethe



Ed Badger



Ed Jucker



Mick Cronin



Bob Huggins




George Smith



BEARCATS ALL-AMERICANS

CINCINNATI ALL-AMERICA ROSTER

- Jim Ard** 1970—H.M. AP, UPI
- Lloyd Batts** 1973—3rd team Basketball Weekly; 1974—H.M. AP, *The Sporting News*
- Ron Bonham** 1963—1st team consensus (AP, UPI, *Basketball Writers*, Helms Foundation, Converse, Coaches Assoc.); 3rd team NEA; Player of the Year—Columbus TD Club. 1964—2nd team AP, UPI, Converse, 3rd team Coaches Assoc
- Bobby Brannen** 1998—H.M. *Basketball Weekly*
- Steve Collier** 1976—H.M. *Street & Smith*
- Pat Cummings** 1979—Citizens Savings
- Dick Dallmer** 1948—H.M. AP; 1949—H.M. AP; 1950—3rd team AP
- Ralph Davis** 1960—2nd team Converse
- Connie Dierking** 1958—2nd team NEA
- Danny Fortson** 1995—Freshman Basketball Weekly; 1996—1st team Basketball Weekly, College Sports; 2nd team AP, Basketball America, *Basketball Times*, UPI, U.S. *Basketball Writers*, John Wooden; 1997—1st team consensus (*Associated Press*, *Basketball Times*, *Basketball Weekly*, *College Hoops Insider*, NABC, Naismith, John Wooden, UPI, U.S. *Basketball Writers*)
- Paul Hogue** 1961—2nd team Converse; 1962—1st team *Basketball Writers*, Helms Foundation, 2nd team NEA, Coaches Assoc.; 3rd team AP, UPI; Player of the Year—Helms Foundation
- DerMarr Johnson** 2000—Freshman all-America, *The Sporting News*
- Herb Jones** 1992—H.M. AP
- Melvin Levett** 1999—H.M. AP
- Steve Logan** 2001—H.M. AP; 2002—1st team consensus (AP, *USA Today/ESPN*, *Basketball News*, *Basketball Times*, NABC, Naismith, *The Sporting News*, U.S. *Basketball Writers Assoc.*, John Wooden)
- Kenyon Martin** 1999—H.M. AP; 2000—1st team consensus (AP, *USA Today/ESPN*, *Basketball News*, *Basketball Times*, NABC, *The Sporting News*, U.S. *Basketball Writers Assoc.*, John Wooden); Player of the Year (AP, U.S. *Basketball Writers Assoc.*, Wooden Award, National Assoc. of Basketball Coaches, Naismith Award)
- Pete Mickeal** 2000—3rd team, AP
- Robert Miller** 1978—H.M. AP
- Ruben Patterson** 1998—H.M. AP
- Oscar Robertson** 1958—1st team consensus (AP, UPI, *Basketball Writers*, *The Sporting News*, NEA, Helms Foundation); Player of the Year—UPI, *The Sporting News*; 1959—1st team consensus; Player of the Year—AP, UPI, *The Sporting News*, *Basketball Writers*, Helms Foundation; 1960—1st team consensus; Player of the Year—AP, UPI, *The Sporting News*, *Basketball Writers*, Helms Foundation, Columbus TD Club
- Mike Rolf** 1967—Academic All-American, CoSIDA
- Tom Thacker** 1963—1st team consensus (UPI, *Basketball Writers*, *The Sporting News*, NEA, Helms Foundation); 2nd team AP
- Jack Twyman** 1955—2nd team NEA, Intl. News Service, Tempo; H.M. Converse
- Nick Van Exel** 1993—3rd team AP, *Basketball Times*, *Basketball Weekly*, H.M. Scripps Howard
- Bob Wiesenhahn** 1961—1st team Helms Foundation, Converse
- George Wilson** 1963—2nd team *The Sporting News*, Converse
- Dontonio Wingfield** 1994—Freshman, *Basketball Weekly*
- Tony Yates** 1962—2nd team Helms Foundation; H.M. UPI; 1963—1st team Helms Foundation; 3rd team AP, NABC; H.M. *The Sporting News*, UPI
- Gary Yoder** 1977—H.M. Citizens Savings Foundation



Jim Ard



Lloyd Batts



Ron Bonham




Bobby Brannen



Steve Collier



Pat Cummings




Dick Dallmer



Ralph Davis



Connie Dierking



Danny Fortson



Paul Hogue



DerMarr Johnson



Herb Jones



Melvin Levett



Steve Logan



Kenyon Martin



Pete Mickeal



Robert Miller



Ruben Patterson



Oscar Robertson



Mike Rolf



Tom Thacker




Jack Twyman



Nick Van Exel




Bob Wiesenhahn



George Wilson



Dontonio Wingfield



Tony Yates



Gary Yoder



PRO BEARCATS



Jim Ard



Lloyd Batts



Corie Blount



Tony Bobbitt



Ron Bonham



Pat Cummings



Ralph Davis



Derrek Dickey



Connie Dierking



Danny Fortson



Paul Hogue



Jim Holstein



DerMarr Johnson



Art Long



Kenyon Martin

BEARCATS IN THE NBA

Jim Ard UC 1968-70	New York (ABA).....1970-73	Memphis (ABA).....1973-74	Boston.....1974-77	Boston/Chicago.....1977-78				
Lloyd Batts UC 1972-74	Virginia (ABA).....1974-75							
Corie Blount UC 1992-93	Chicago.....1993-95	Los Angeles Lakers.....1995-98	Cleveland.....1998-99	Phoenix.....1999-01	Golden State.....2001	Philadelphia.....2002	Chicago.....2003-04	Toronto.....2004
Tony Bobbitt UC 2003-05	Los Angeles Lakers.....2005							
Ron Bonham UC 1962-64	Boston.....1964-66	Indiana (ABA).....1967-68						
Pat Cummings UC 1975-79	Milwaukee.....1979-82	Dallas.....1982-84	New York.....1984-88	Miami.....1988-89				
Ralph Davis UC 1958-60	Cincinnati.....1960-61	Chicago.....1961-62						

Derrek Dickey UC 1971-73	Golden State.....1973-77	Golden St./Chicago.....1977-78			
Connie Dierking UC 1956-58	Syracuse.....1958-60	Philadelphia.....1963-64	Phil./San Francisco.....1964-65	Cincinnati.....1965-70	Cin./Philadelphia.....1970-71
Danny Fortson UC 1995-97	Denver.....1997-99	Boston.....1999-00	Golden State.....2000-03	Dallas.....2003-04	Seattle.....2004-08
Paul Hogue UC 1960-62	New York.....1962-63	N.Y./Baltimore.....1963-64			
Jim Holstein UC 1950-52	Minneapolis.....1952-55	Ft. Wayne.....1955-56			
DerMarr Johnson UC 2000	Atlanta.....2001-02	New York.....2004	Denver.....2005-07	San Antonio.....2007-08	
Art Long UC 1995-96	Sacramento.....2001	Portland.....2002	Philadelphia/Denver.....2003		

Kenyon Martin UC 1997-00	New Jersey.....2001-04	Denver.....2004-11	L. A. Clippers.....2011-12		
Jason Maxiell UC 2002-05	Detroit.....2005-pres.				
Robert Miller UC 1975-78	San Antonio.....1983-84				
Ruben Patterson UC 1997-98	Los Angeles Lakers.....1998-99	Portland.....1999-06	Denver.....2006	Milwaukee.....2007	Los Angeles Clippers.....2008
Rick Roberson UC 1967-69	Los Angeles.....1969-71	Cleveland.....1971-73	Portland.....1973-74	New Orleans.....1974-75	Kansas City.....1975-76
Oscar Robertson UC 1958-60	Cincinnati.....1960-70	Milwaukee.....1970-74			
Kenny Satterfield UC 2000-01	Denver.....2002	Philadelphia.....2003			
Lance Stephenson UC 2009-10	Indiana.....2010-pres.				
Wayne Stevens UC 1955-58	Cincinnati.....1959-60				

Tom Thacker UC 1961-63	Cincinnati.....1963-64	Boston.....1967-68	Indiana.....1968-71			
Jack Twyman UC 1952-55	Rochester.....1955-57	Cincinnati.....1957-66				
Nick Van Exel UC 1992-93	L. A. Lakers.....1993-99	Denver.....1999-03	Dallas.....2003	Golden State.....2003-04	Portland.....2004-05	San Antonio.....2006
Roland West 1964-67	Baltimore Bullets.....1967-68					
Bob Wiesenhahn UC 1959-61	Cincinnati.....1961-62					
James White UC 2004-06	San Antonio.....2007					
George Wilson UC 1962-64	Cincinnati.....1964-66	Cincinnati/Chicago.....1966-67	Seattle.....1967-68	Phoenix/Phila.....1968-69	Philadelphia.....1969-70	Buffalo.....1970-71
Dontonio Wingfield UC 1994	Seattle.....1994-95	Portland.....1995-98				



PRO BEARCATS



Jason Maxiell



Robert Miller



Ruben Patterson



Rick Roberson



Oscar Robertson



Kenny Satterfield



Wayne Stevens



Tom Thacker




Jack Twyman



Nick Van Exel



Roland West



James White



George Wilson



Dontonio Wingfield



Bob Wiesenbahn

BEARCATS IN THE NBA DRAFT

Year	Player	Round	Team	Draft No.
1950	Dick Dallmer	n/a	Philadelphia Warriors	n/a
	Jack Laub	n/a	Baltimore Bullets	n/a
1951	Joe Luchi	n/a	New York Knicks	n/a
1952	Jim Holstein	n/a	Minneapolis Lakers	n/a
1955	Jack Twyman	n/a	Rochester Royals	n/a
1956	Dave Plunkett	n/a	St. Louis Hawks	n/a
	Phil Wheeler	n/a	Philadelphia Warriors	n/a
1957	Frank Nimmo	5th	Syracuse Nationals	39
1958	Connie Dierking	1st	Syracuse Nationals	6
	Wayne Stevens	7th	Cincinnati Royals	49
1959	Mike Mendenhall	3rd	Cincinnati Royals	15
1960	Oscar Robertson	1st	Cincinnati Royals	1
	Ralph Davis	3rd	Cincinnati Royals	17
	Larry Willey	19th	Cincinnati Royals	94
1961	Bob Wiesenbahn	2nd	Cincinnati Royals	11
	Carl Bouldin	14th	Cincinnati Royals	106
1962	Paul Hogue	1st	New York Knicks	2
1963	Tom Thacker	**	Cincinnati Royals	
	Tony Yates	5th	St. Louis Hawks	41
1964	Ron Bonham	2nd	Boston Celtics	16
	George Wilson	**	Cincinnati Royals	
1965	Ron Krick	9th	Cincinnati Royals	71
1966	Roland West	8th	Baltimore Bullets	73
	Ron Krick	8th	Cincinnati Royals	74
1967	Ken Callaway	11th	Cincinnati Royals	118
	Roland West	20th	Baltimore Bullets	162
1968	John Howard	17th	Cincinnati Royals	201
1969	Rick Roberson	1st	Los Angeles Lakers	15
	Gordon Smith	9th	Boston Celtics	122
1970	Jim Ard	1st	Seattle SuperSonics	6
	Don Ogletree	12th	Detroit Pistons	185
1973	Derrek Dickey	2nd	Golden State Warriors	29
	Lionel Harris	15th	Philadelphia 76ers	194
1974	Lloyd Batts	4th	K.C.-Omaha Kings	60
1975	Mike Franklin	7th	Buffalo Braves	124
1977	Gary Yoder	3rd	Milwaukee Bucks	47
1978	Pat Cummings	3rd	Milwaukee Bucks	59
	Robert Miller	4th	Phoenix Suns	85
1980	Eddie Lee	3rd	Denver Nuggets	48
1981	David Kennedy	8th	Dallas Mavericks	162
1982	Bobby Austin	7th	Milwaukee Bucks	158
1983	Dwight Jones	4th	Cleveland Cavaliers	73
1993	Corie Blount	1st	Chicago Bulls	25
	Nick Van Exel	2nd	Los Angeles Lakers	37
1994	Dontonio Wingfield	2nd	Seattle SuperSonics	37
1997	Danny Fortson	1st	Milwaukee Bucks	10
1998	Ruben Patterson	2nd	Los Angeles Lakers	31
1999	Melvin Levett	2nd	Detroit Pistons	54
2000	Kenyon Martin	1st	New Jersey Nets	1
	DerMarr Johnson	1st	Atlanta Hawks	6
	Pete Mickeal	2nd	Dallas Mavericks	58
2001	Kenny Satterfield	2nd	Dallas Mavericks	54
2002	Steve Logan	2nd	Golden State Warriors	30
2005	Jason Maxiell	1st	Detroit Pistons	26
2006	James White	2nd	Portland Trail Blazers	31
2010	Lance Stephenson	2nd	Indiana Pacers	40

** Territorial Choices

**YEAR-BY-YEAR RESULTS****1901-02 WON 5, LOST 4**

Coach—Henry S. Pratt
Captain—Harry DeChant

Date	Opponent	W/L	Score	Site
D12	Engineers	W	42-21	Mc
29	Yale	L	9-37	AG
J 3	Wyoming (OH)	W	36-12	A
11	Cincinnati YMCA	L	13-42	Mc
21	Christ Church	W	28-14	Mc
F 1	Wyoming (OH)	W	52-10	A
14	Kentucky	W	31-21	Mc
19	Circleville	L	17-84	A
20	Circleville	L	13-84	A

1902-03 WON 4, LOST 4

Coach—Anthony W. Chez
Captain—Harry DeChant

Date	Opponent	W/L	Score	Site
J 1	Wyoming (OH)	W	32-30	A
28	Hanover	W	30-25	Mc
F 3	Glendale	W	23-21	A
12	Ecclectic Medical	W	50-10	Mc
M3	Circleville	L	20-37	A
4	Circleville	L	17-50	A
5	Marietta	L	15-37	A
6	Marietta	L	16-29	A

1903-04 WON 8, LOST 6

Coach—Anthony W. Chez
Captain—Ed Alexander

Date	Opponent	W/L	Score	Site
D10	Alumni	W	25-11	Mc
J 9	Kenyon	L	17-26	Mc
22	Miami (OH)	W	43-10	A
26	Wyoming (OH)	W	40-29	A
29	Hanover	L	22-32	Mc
F12	Westwood	W	40-28	Mc
19	Georgetown (Ky.)	L	22-27	Mc
21	P.M. Gym	W	30-19	Mc
M4	Georgetown (Ky.)	W	20-17	A
5	Kentucky	L	21-28	A
8	Hamilton	L	15-37	A
10	Ecclectic Medical	W	54-17	Mc
25	Hanover	L	11-29	A
25	Madison (Ind.)	W	23-22	A

1904-05 WON 6, LOST 3

Coach—Amos Foster
Captain—Edward Allgaier

Date	Opponent	W/L	Score	Site
D16	Miami (OH)	W	43-8	Mc
J 3	Yale	L	17-31	Mc
6	Central YMCA	L	24-26	A
13	Wittenberg	W	40-13	Mc
20	Kenyon	W	25-12	Mc
F 2	Kenyon	W	20-9	A
3	Otterbein	W	33-23	A
4	Ohio State	L	6-42	A
10	Hanover	W	15-14	Mc

1905-06 WON 2, LOST 1

Coach—Amos Foster

Date	Opponent	W/L	Score	Site
J 6	Yale	L	0-23	Mc
F16	Kentucky	W	38-9	Mc
M1	Indiana	W	25-22	Mc

1906-07 WON 7, LOST 2

Coach—Amos Foster
Captain—Norman Conway

Date	Opponent	W/L	Score	Site
J12	Ohio State	W	32-30	A
30	Miami (OH)	L	14-29	A
31	Dayton	L	8-32	A

Scores and opponents of other six games not known (all road games).

1907-08 WON 9, LOST 0**Ohio Collegiate Champions**

Coach—Amos Foster
Captain—Norman Conway

Date	Opponent	W/L	Score	Site
D20	Miami (OH)	W	43-15	Mc
F 1	Miami (OH)	W	29-19	A
5	Wilmington	W	28-27	A
6	Parkersburg (WV)			
	YMCA	W	29-17	A
7	Marietta	W	15-12	A
8	Ohio	W	22-20	A
13	Ohio	W	49-10	Mc
27	Wilmington	W	35-17	Mc
M6	Denison	W	27-19	Mc

1908-09 WON 6, LOST 4

Coach—Amos Foster
Captain—Fred McMinn

Date	Opponent	W/L	Score	Site
J14	Wilmington	W	31-21	A
15	Denison	L	20-41	A
16	Ohio State	L	24-57	A
19	Kentucky	W	41-25	Mc
F 4	Transylvania	W	66-15	Mc
12	Denison	W	32-25	Mc
17	Centre	L	16-40	A
18	Kentucky	L	23-28	A
19	Transylvania	W	25-18	A
M4	Centre	W	39-21	Mc

1909-10 WON 3, LOST 2

Coach—C.A. Schroetter
Captain—Russell Easton

Date	Opponent	W/L	Score	Site
J10	Antioch	W	32-12	Mc
F 4	Franklin	W	38-24	Mc
7	Kentucky	W	47-17	Mc
11	Miami (OH)	L	16-18	Mc
20	Miami (OH)	L	12-23	A

1910-11 WON 3, LOST 6

Coach—Russell Easton
Captain—John Stewart

Date	Opponent	W/L	Score	Site
J13	Earlham	L	15-36	Mc
18	Antioch	L	18-23	Mc
F 2	Antioch	W	27-13	A
10	Dayton	L	19-48	A
21	Butler	W	15-11	Mc
25	Miami (OH)	L	15-28	A
M5	Denison	L	12-22	Mc
7	Lebanon (OH)	L	27-29	A
10	Miami (OH)	W	17-16	Mc

1911-12 WON 2, LOST 9

Coach—Russell Easton
Captain—Russell Easton

Date	Opponent	W/L	Score	Site
J 5	Earlham	L	17-28	A
17	Earlham	L	22-40	Sch
20	Ohio State	L	15-61	A
F 2	Ohio Wesleyan	L	24-32	Sch
5	Denison	L	26-40	Sch
14	Georgetown (Ky.)	W	30-26	Sch
24	Miami (OH)	L	14-40	A
28	Ohio Wesleyan	L	22-63	A
29	Denison	L	25-40	A
M1	Otterbein	L	19-40	A
8	Miami (OH)	W	24-16	Sch

1912-13 WON 4, LOST 7

Coach—Russell Easton
Captain—Adolph Davis

Date	Opponent	W/L	Score	Site
J17	Earlham	W	27-16	Sch
24	Wittenberg	W	43-30	Sch
30	Otterbein	L	21-31	Sch
F 1	Miami (OH)	L	26-42	A
6	Otterbein	L	11-43	A
8	Kentucky	L	18-20	A
14	Denison	L	29-78	A
21	Kenyon	W	42-13	Sch
M3	Wittenberg	L	26-44	A
7	Denison	L	16-81	Sch
14	Miami (OH)	W	44-20	Sch

1913-14 WON 2, LOST 8

Coach—Russell Easton
Captain—Herbert Gosman

Date	Opponent	W/L	Score	Site
J16	Georgetown (Ky.)	L	31-44	Sch
24	Wittenberg	L	19-34	A
F 4	Wittenberg	L	22-34	Sch
7	Miami (OH)	L	22-27	A
14	Ohio Wesleyan	L	14-57	Sch
20	Georgetown (Ky.)	L	23-27	A
21	Kentucky	L	18-20	A
27	Western Reserve	W	27-21	Sch
M6	Denison	L	24-77	A
13	Miami (OH)	W	31-30	Sch

1914-15 WON 3, LOST 8

Coach—George Little
Captain—Prosper Russo

Date	Opponent	W/L	Score	Site
J15	Wittenberg	L	19-31	Sch
22	Kenyon	L	26-32	A
23	Wittenberg	L	8-25	A
28	Miami (OH)	L	13-28	A
F 5	Denison	L	13-48	Sch
12	Capital	L	17-42	A
19	Ohio	L	13-50	Sch
20	Akron	W	34-16	Sch
26	Kenyon	W	25-21	Sch
M5	Ohio	L	10-32	A
12	Miami (OH)	W	34-21	Sch

1915-16 WON 1, LOST 9

Coach—George Little
Captain—Earl Harrington

Date	Opponent	W/L	Score	Site
J14	Kentucky	L	24-37	A
21	Wittenberg	L	24-49	Sch

22	Kenyon	L	32-35	Sch
29	Miami (OH)	L	21-35	Sch
F 4	Wittenberg	L	18-36	A
11	Kenyon	W	31-15	A
19	Kentucky	L	10-34	Sch
25	Western Reserve	L	28-30	Sch
M3	Denison	L	9-47	A
10	Miami (OH)	L	16-37	A

1916-17 WON 3, LOST 8

Coach—Ion Cortright
Captain—Howard Justice

Date	Opponent	W/L	Score	Site
J13	Ohio Northern	W	33-20	Sch
19	Denison	L	18-39	A
20	Otterbein	L	33-35	A
27	Kenyon	L	29-44	Sch
F 3	Miami (OH)	L	24-37	A
10	Mount Union	L	33-34	Sch
16	Wittenberg	L	30-37	A
17	Ohio	W	28-23	A
24	Wittenberg	W	33-29	Sch
M3	Denison	L	26-38	Sch
6	Miami (OH)	L	9-25	Sch

1917-18 WON 2, LOST 6

Coach—Whitelaw Morrison
Captain—E. Asbury

Date	Opponent	W/L	Score	Site
J13	Ohio Wesleyan	L	25-29	Sch
27	Miami (OH)	L	25-43	A
F 2	Ohio	L	15-26	Sch
14	Wittenberg	W	32-11	Sch
21	Miami (OH)	L	18-27	Sch
27	Wittenberg	W	22-13	A
M1	Kenyon	L	19-52	A
2	Ohio Wesleyan	L	9-15	A

1918-19 WON 3, LOST 11

Coach—Boyd Chambers
Captain—Albert Goodman

Date	Opponent	W/L	Score	Site
J 3	Ft. Thomas (Ky.)	W	28-18	Sch
10	Capital	L	21-28	Sch
17	Kenyon	W	29-19	Sch
22	Ohio Wesleyan	L	22-38	Sch
25	Miami (OH)	L	14-17	A
31	Kentucky	W	28-18	Sch
F 6	Denison	L	14-35	A
7	Capital	L	17-42	A
8	Ohio Wesleyan	L	18-32	A
17	Indiana	L	24-38	Sch
21	Kentucky	L	21-34	A
27	Wittenberg	L	11-42	A
M1	Denison	L	16-28	A
7	Miami (OH)	L	17-23	A

1919-20 WON 5, LOST 9

Coach—Boyd Chambers
Captain—Nat Cantor

Date	Opponent	W/L	Score	Site
J 3	Ohio State	L	13-15	Sch
9	Kenyon	L	14-16	Sch
17	Kentucky	W	22-19	Sch
23	Ohio Northern	W	29-26	Sch
24	Wittenberg	L	27-28	A
31	Miami (OH)	W	20-16	A
F 6	Ohio Wesleyan	L	22-31	Sch
13	Ohio	W	31-20	A



YEAR-BY-YEAR RESULTS

14 Marietta L 17-21 A
19 Indiana L 12-36 A
21 Mount Union L 18-37 Sch
27 Wittenberg L 19-27 Sch
M4 Miami (OH) W 26-17 Sch
13 Denison L 22-26 Sch
F—Edgar Coons, Fred Schierloh, C—Elwood Haas, G—Clarence Irwin, Morris Ulrich, Res—G. Carleton Brown, Sam Seltz.

1920-21 WON 10, LOST 11

Coach—Boyd Chambers
Captain—Edgar Coons
Date Opponent W/L Score Site
D 9 Central YMCA W 26-25 Sch
15 Cincinnati Gym L 30-31 A
18 Cedarville W 63-7 Sch
21 Portsmouth Selects W 42-28 A
22 Huntington H.S. W 48-5 A
23 Charleston Barac W 50-24 A
31 Princeton L 16-30 Sch
J 7 Louisville W 36-16 Sch
14 Kenyon W 30-10 Sch
21 Ohio L 13-28 Sch
26 Kentucky L 19-26 Sch
29 Ohio Wesleyan L 24-26 Sch
F 4 Heidelberg W 14-10 Sch
7 Wittenberg L 10-36 A
12 Miami (OH) L 17-26 A
17 Akron L 19-24 Sch
22 Otterbein W 30-29 Sch
26 Wittenberg L 15-21 Sch
M5 Miami (OH) W 38-25 Sch
10 Ohio Wesleyan L 22-30 A
12 Denison L 18-23 Sch
F—Edgar Coons, Fred Schierloh, C—Joseph Linneman, G—Edwin Hibarger, Clarence Irwin, Res—Sam Seltz, Morris Ulrich.

1921-22 WON 15, LOST 8

Coach—Boyd Chambers
Captain—Fred Schierloh
Date Opponent W/L Score Site
D10 Ohio State W 33-17 A
16 Michigan L 18-25 Sch
21 Cincinnati Gym L 25-29 Sch
29 Yale W 28-24 Sch
31 Dartmouth L 20-24 Sch
J 6 Ohio W 20-11 Sch
9 Akron W 29-27 A
10 Ohio Northern W 36-34 A
14 Christ Church W 28-24 Sch
17 Central YMCA L 15-24 Sch
20 Muskingum W 38-29 Sch
27 Ohio Mechanics Inst. W 43-15 Sch
F 4 Ohio L 13-33 A
9 Hiram W 39-19 Sch
11 Miami (OH) L 24-29 A
16 Otterbein W 35-21 Sch
18 Marshall W 52-15 Sch
22 Centre W 36-22 Sch
25 Ohio Northern W 32-21 Sch
M4 Denison L 24-28 Sch
8 Wittenberg L 19-27 Sch
11 Miami (OH) W 32-24 Sch
25 Cincinnati All-Stars W 42-24 A
F—Edgar Coons (86 pts), Fred Schierloh (97), C—Joseph Linneman (60), G—Albert Ernst (17), Clarence Irwin (22), Res—Edwin Hibarger (16).

1922-23 WON 13, LOST 9

Coach—Boyd Chambers
Captain—Joseph Linneman
Date Opponent W/L Score Site
D 8 Antioch W 24-22 Sch
13 Central YMCA L 19-26 A
16 Georgetown (Ky.) W 36-19 Sch
23 Maine Wot 33-32 Sch
28 Vanderbilt W 42-24 Sch
30 Coons All-Stars W 33-24 Sch
J 6 Ohio L 17-18 A
13 Heidelberg W 39-20 Sch
20 Oberlin W 28-15 A
22 Akron L 20-33 A
27 Ohio W 27-26 Sch
F 3 Covington YMCA L 25-32 A
5 Kentucky W 33-24 A
10 Wittenberg L 24-34 A
15 Muskingum W 42-23 Sch
17 Oberlin W 44-30 Sch
21 Miami (OH) L 16-19 A
24 Ohio Northern W 28-20 Sch
M 1 Denison L 14-33 Sch
2 Kenyon W 35-24 Sch
5 Wooster L 21-22 Sch
10 Miami (OH) L 22-27 Sch
F—Edwin Hibarger, Carson Hoy, C—Joseph Linneman, G—Albert Ernst, Harry Hacken, Res—William Baildon.

1923-24 WON 11, LOST 8

Coach—Boyd Chambers
Captain—Carson Hoy
Date Opponent W/L Score Site
D15 Portsmouth Selects W 19-16 A
21 Michigan L 14-25 Sch
29 Yale L 21-38 Sch
J 4 Kenyon W 21-20 Sch
5 Wooster W 24-7 A
12 Denison W 26-20 A
18 Wittenberg W 35-21 A
19 Muskingum W 24-10 Sch
23 Otterbein W 23-19 A
26 Ohio L 18-19 Sch
F 2 Alumni L 22-25 Sch
9 Wittenberg W 27-19 Sch
16 Virginia L 27-31 Sch
21 Akron L 25-29 Sch
23 Ohio L 13-24 A
28 Denison L 16-27 Sch
M 6 Otterbein W 37-17 Sch
8 Miami (OH) W 28-21 A
15 Miami (OH) W 27-25 Sch
F—Carson Hoy (150 pts), Wesley Schmid (27), C—Clark Valentiner (79), G—Harry Hacken (64), Robert Klein (75), Res—Victor Sicking (48).

1924-25 WON 5, LOST 14

Coach—Boyd Chambers
Captain—Clark Valentiner
Date Opponent W/L Score Site
D13 Kentucky L 23-28 A
20 Louisville W 29-18 Sch
22 National Dairy W 29-15 Sch
29 Alumni W 37-29 Sch
J 2 Indiana L 7-51 A
3 Kentucky W 24-20 Sch
9 Kenyon L 20-21 Sch
10 Ohio L 27-34 A
16 Akron L 12-26 A

24 Ohio Wesleyan L 19-42 Sch
31 Heidelberg L 17-22 Sch
F 6 Oberlin L 15-27 Sch
14 Dayton L 25-26 Sch
21 Ohio Northern L 25-27 A
27 Denison L 21-33 Sch
M 3 Denison L 20-29 A
7 Miami (OH) L 29-30 Sch
10 Heidelberg W 21-20 A
14 Miami (OH) L 18-23 A
F—Wesley Schmid, Victor Sicking, C—Ethan Allen, G—Robert Klein, Clark Valentiner, Res—Harry Hacken, Jonah Mehl.

1925-26 WON 17, LOST 2

Buckeye Athletic Association Champions
Coach—Boyd Chambers
Captain—Wesley Schmid
Date Opponent W/L Score Site
D12 Berea W 29-19 Sch
19 Marietta W 43-17 Sch
23 Central YMCA W 36-21 A
26 Cincinnati Gym W 41-26 A
J 2 Alumni W 46-27 Sch
8 Akron W 28-16 Sch
9 Denison L 24-28 A
15 Wittenberg W 37-34 A
16 Ohio Wesleyan W 49-35 Sch
22 Muskingum W 26-20 A
23 Kenyon L 38-40 A
30 Ohio W 29-27 A
F 5 Denison W 31-27 Sch
6 Ohio Wesleyan W 29-19 A
10 Wittenberg W 49-38 Sch
12 Kenyon W 45-27 Sch
20 Miami (OH) W 46-19 A
26 Ohio W 30-26 Sch
M 6 Miami (OH) W 49-34 Sch
F—Richard Dial (115 pts), Jonah Mehl (118), C—Richard Bolton (171), G—Ethan Allen (164), Wesley Schmid (69), Res—Robert Klein (12), Clark Valentiner (4). Stats exclude Mar. 6 Miami (OH) game.

1926-27 WON 13, LOST 5

Coach—Boyd Chambers
Captain—Jonah Mehl
Date Opponent W/L Score Site
D10 Berea W 77-27 Sch
18 Kentucky W 48-10 A
21 Georgia Tech W 52-25 Sch
27 Kentucky W 51-22 Sch
J 1 Princeton W 27-25 Sch
8 Wilmington W 43-21 Sch
14 Denison L 23-25 A
15 Muskingum W 43-21 Sch
18 Ohio Wesleyan L 28-33 A
21 Ohio W 48-20 Sch
29 Wittenberg W 55-27 Sch
F 5 Wittenberg L 36-38 A
7 Ohio Wesleyan W 55-27 Sch
12 Miami (OH) W 41-31 A
17 Denison L 27-31 Sch
19 Central YMCA W 41-39 Sch
26 Ohio L 24-31 A
M 5 Miami (OH) W 23-22 Sch
F—Richard Dial (110 pts), Jonah Mehl (85), C—Richard Bolton (249), G—Milton Dine (49), Sidney Meyers (102), Res—Dan Earley (87), Richard Franz (45), Richard Bryant (4).

1927-28 WON 14, LOST 4

Buckeye Athletic Association Champions
Coach—Boyd Chambers
Captain—Richard Bolton
Date Opponent W/L Score Site
D10 Cedarville W 69-19 Sch
14 Central YMCA W 38-33 A
17 Clemson W 42-16 Sch
19 L.B. Harrison Wot 40-37 A
31 Indiana L 41-56 Sch
J 2 Princeton W 51-27 Sch
7 Ohio W 28-27 Sch
14 Miami (OH) Wot 36-35 A
18 Ohio Wesleyan W 25-22 A
21 Wittenberg W 48-46 Sch
28 Denison W 29-19 A
F 4 Wilmington W 38-25 Sch
11 Denison W 50-26 Sch
18 Wittenberg W 39-30 A
22 Ohio L 33-46 A
25 Ohio Wesleyan W 31-26 Sch
M 1 Miami (OH) L 38-39 Sch
7 Xavier L 25-29 A
F—Richard Dial (74 pts), William Popp (121), C—Richard Bolton (159), G—Ellis Flax (117), Dan Earley (91), Res—Richard Franz (53), John Allin (34), Frank Johnson (27).

1928-29 WON 13, LOST 4

Buckeye Athletic Association Champions
Coach—Frank Rice
Captain—Dan Earley
Date Opponent W/L Score Site
D15 Cedarville W 32-28 Sch
19 Central YMCA L 27-34 A
21 L.B. Harrison W 35-21 Sch
29 Central YMCA W 37-30 Sch
31 Georgetown (Ky.) W 40-27 Sch
J 3 Wittenberg Lot 40-45 A
12 Miami (OH) W 47-38 A
16 Ohio Wesleyan L 40-42 Sch
19 Denison W 27-25 A
25 Ohio W 36-34 Sch
F 2 Wittenberg W 25-21 Sch
9 Denison W 37-35 Sch
13 Wilmington W 32-24 Sch
16 Ohio Wesleyan L 34-54 A
22 Ohio W 38-36 A
27 Dayton W 33-22 Sch
28 Miami (OH) W 40-32 Sch
F—Daniel Earley (115 pts), John Allin (42)/Willard Gerves (31), C—William Popp (162), G—Richard Franz (79), Si Kunz (38), Res—Ray Barsdale (16), William Berwanger (40), Ben Moskowitz (50).

1929-30 WON 14, LOST 4

Buckeye Athletic Association Champions
Coach—Frank Rice
Captain—William Popp
Date Opponent W/L Score Site
D11 Rio Grande W 49-13 Sch
13 Cedarville W 52-26 Sch
18 Georgetown (Ky.) W 40-12 Sch
20 Central YMCA W 41-30 Sch
J 4 Central YMCA Lot 30-34 A
11 Denison W 33-27 A
14 Ohio Wesleyan W 32-29 Sch
18 Miami (OH) W 30-27 A
21 Wittenberg W 21-19 Sch
25 Ohio W 37-21 Sch



28	Dayton	W	24-20	A
F 1	Denison	W	45-20	Sch
3	Muskingum	W	31-28	Sch
8	Ohio Wesleyan	L	25-36	A
15	Wittenberg	L	18-29	A
19	Dayton	Wot	37-35	Sch
22	Ohio	L	36-41	A
M 1	Miami (OH)	W	35-33	Sch

1930-31 WON 2, LOST 15

Coach—Frank Rice
Captain—Ray Barsdale

Date	Opponent	W/L	Score	Site
D 5	Michigan St.	L	8-22	A
6	Detroit	L	25-34	A
12	Butler	L	12-36	A
19	DePauw	L	22-30	Sch
J 2	Cornell	L	16-20	Sch
3	Brigham Young	L	27-41	Sch
10	Denison	W	25-15	Sch
14	Muskingum	L	24-39	A
17	Ohio Wesleyan	L	25-27	A
24	Miami (OH)	W	24-18	A
31	Ohio	L	22-28	Sch
F 2	Detroit	L	20-37	Sch
7	DePauw	L	13-28	A
11	Denison	L	24-42	A
14	Ohio Wesleyan	L	22-37	A
18	Ohio	L	14-32	A
21	Miami (OH)	L	19-43	Sch

F—Howard Nelson (55 pts), William Kisker (23), C—Robert Benham (29), G—Ray Barsdale (51), Robert White (22), Res—Ralph Gehringer (13), Frank Johnson (42), Jules Schuck (25).

1931-32 WON 4, LOST 11

Coach—Frank Rice
Captains—Ray Barsdale, Robert Ruess

Date	Opponent	W/L	Score	Site
D11	Georgetown (Ky.)	W	41-23	Sch
18	Dayton	W	37-29	Sch
J 2	DePauw	L	23-25	A
8	Wittenberg	L	17-28	A
12	Ohio Wesleyan	Lot	24-26	Sch
15	DePauw	L	26-27	Sch
20	Denison	L	24-25	A
23	Miami (OH)	W	32-26	A
F 5	Ohio	L	23-42	A
6	Muskingum	L	21-29	A
9	Wittenberg	L	34-44	Sch
18	Ohio Wesleyan	L	28-60	A
22	Denison	L	36-42	Sch
25	Ohio	W	34-32	Sch
29	Miami (OH)	L	26-30	Sch

F—Ray Barsdale (37 pts), Robert Ruess (57), C—Jules Schuck (90), G—Olen Grandle (96), Thomas Slaughter (37), Res—Chester Smith (67), W.T. Starrick (11).

1932-33 WON 9, LOST 9

Coach—John Halliday

Date	Opponent	W/L	Score	Site
D 9	Indiana	L	12-41	A
10	Georgetown (Ky.)	W	35-29	Sch
14	Dayton	W	39-34	Sch
17	DePauw	L	15-34	Sch
30	Wilmington	W	35-29	A

31	Alumni	L	37-39	Sch
J 7	Wittenberg	W	28-26	Sch
14	Ohio Wesleyan	L	30-47	A
18	Marshall	L	27-41	A
21	Ohio	L-ot	28-32	Sch
F 1	Ky. Wesleyan	W	58-36	Sch
4	Miami (OH)	W	40-26	A
7	DePauw	W	16-15	A
11	Wittenberg	L	26-39	A
14	Ohio Wesleyan	L	31-39	Sch
17	Marshall	W	31-28	Sch
22	Ohio	L	19-31	A
25	Miami (OH)	W	35-29	Sch

F—Robert Wright (45 pts), Chester Smith (73), C—William Summerville (105), G—Clark Ballard (58), Olen Grandle (122), Res—Roy Fricke (36), Jules Schuck (53).

1933-34 WON 12, LOST 7

Coach—Tay Brown
Captain—Olen Grandle

Date	Opponent	W/L	Score	Site
D11	Transylvania	W	73-22	Sch
15	Georgetown (Ky.)	W	52-17	Sch
16	Kentucky	L	25-31	A
22	Hanover	W	27-25	A
28	Wilmington	L-ot	22-25	Sch
30	Alumni	W	60-38	Sch
J 5	Hanover	L	33-34	Sch
6	Marshall	L	25-35	A
13	Wittenberg	W	56-36	Sch
20	Ohio Wesleyan	L	31-36	Sch
27	Ohio	L	36-38	Sch
F 3	Miami (OH)	W	35-30	A
5	Denison	W	37-33	A
10	Ohio Wesleyan	L	29-45	A
14	Wittenberg	W	38-34	A
17	Marshall	W	41-32	Sch
20	Ohio	W	33-30	A
23	Denison	W	43-34	Sch
26	Miami (OH)	W	43-33	Sch

F—Carl Austing (256 pts), William Summerville (118), C—Chester Smith (36), G—Clark Ballard (72), Olen Grandle (111), Res—William Raidt (64), Larry Trame (19).

1934-35 WON 16, LOST 3

Coach—Tay Brown
Captain—Carl Austing

Date	Opponent	W/L	Score	Site
D12	Hanover	W	48-34	Sch
15	Wilmington	W	50-18	Sch
19	Dayton	W	49-18	Sch
21	Ky. Wesleyan	W	48-18	Sch
31	Vanderbilt	W	47-20	Sch
J 4	Western Kentucky	W	26-25	A
5	Vanderbilt	W	46-20	A
8	Indianapolis	W	37-32	Sch
12	Marshall	W	50-40	A
15	Hanover	W	42-35	A
19	Miami (OH)	W	40-30	Sch
22	Ohio Wesleyan	L2ot	39-41	Sch
26	Ohio	W	43-38	Sch
30	Indianapolis	L	22-37	A
F 6	Loyola (Ill.)	W	37-23	A
9	Miami (OH)	W	33-23	A
12	Ohio	W	39-33	A
15	Marshall	W	48-27	Sch
22	Ohio Wesleyan	L	21-33	A

F—William Raidt (69 pts), William Summerville (96), C—Carl Austing (222), G—Robert Biedenbender (60), Clark Ballard (116), Res—

Charles Emmerich (27), William Lloyd (114), Larry Trame (28).

1935-36 WON 10, LOST 7

Coach—Tay Brown

Date	Opponent	W/L	Score	Site
D13	Wilmington	W	46-30	Sch
19	Akron Goodyear	L	14-43	Sch
28	Butler	L	26-39	A
J 3	Alumni	W	42-25	Sch
11	Ohio Wesleyan	W	26-24	Sch
16	Dayton	W	39-27	Sch
18	Marshall	W	41-34	A
22	Ohio	W	34-29	A
30	Akron Goodyear	L	32-41	A
F 5	Miami (OH)	W	36-34	Sch
8	Ohio	W	35-34	Sch
11	Dayton	W	32-23	A
14	Marshall	W	51-33	Sch
15	Toledo	L	33-36	A
22	Ohio Wesleyan	L	30-44	A
29	Miami (OH)	L	23-28	A
M12	Indianapolis	L	36-46	A

F—Lou Capelle (151 pts), William Raidt (132), C—William Lloyd (128), G—Howard Brown (6), Richard Gullick (55), Res—Milton Brooks (18), Charles Emmerich (19), Landon Gant (15), Warren Hensel (24).

1936-37 WON 9, LOST 10

Coach—Tay Brown

Date	Opponent	W/L	Score	Site
D 4	Indiana	L	13-46	A
12	Wilmington	W	41-21	Sch
16	Indianapolis	L	28-32	Sch
18	Mount Union	L	30-33	A
19	Western Reserve	L	28-34	A
J 2	Wittenberg	W	36-27	Sch
5	Ohio	L	34-39	A
9	Marshall	L	33-38	A
12	Miami (OH)	W	37-25	Sch
15	Toledo	L	34-47	Sch
F 9	Indianapolis	L	25-33	A
13	Marshall	L	53-56	Sch
16	Dayton	W	35-32	A
20	Western Reserve	W	37-32	Sch
22	Ohio Wesleyan	W	28-26	A
25	Ohio Wesleyan	W	29-24	Sch
28	Miami (OH)	W	40-32	A
M 1	Dayton	W	45-29	Sch
3	Ohio	L	26-34	Sch

F—Gordon Iliff (100 pts), Robert Dalton (73), C—Lou Capelle (169), G—Warren Hensel (80), Robert Kamp (96), Res—Herb List (24), Dick Norton (31), Larry Trame (20).

1937-38 WON 6, LOST 11

Coach—Walter Van Winkle
Captain—Robert Biedenbender

Date	Opponent	W/L	Score	Site
D 8	Georgetown (Ky.)	W	44-34	Sch
10	Wilmington	W	33-26	Sch
17	Mount Union	L	27-29	Sch
18	Kentucky	L	21-38	A
J 1	Butler	L	25-38	A
4	Miami (OH)	W	36-34	A
8	Ohio	W	42-37	Sch
14	Western Reserve	L	18-35	Sch
15	Marshall	L	32-63	A
22	Dayton	L	30-32	Sch
29	Ohio Wesleyan	W	39-27	Sch

F 1	Ohio	L	35-40	A
5	Wittenberg	L	27-30	A
12	Dayton	L	28-34	A
18	Marshall	L	27-38	Sch
22	Ohio Wesleyan	L	30-34	A
26	Miami (OH)	W	38-29	Sch

F—Milton Brooks (45 pts), Gordon Iliff (125), C—Robert Biedenbender (103), G—Robert Kamp (82), Ed Jucker (95), Res—John Huhee (16), Richard Powell (13), Richard Van Veen (18).

1938-39 WON 12, LOST 5

Coach—Walter Van Winkle
Captain—Robert Biedenbender

Date	Opponent	W/L	Score	Site
D 7	Georgetown (Ky.)	W	47-31	Sch
10	Morehead (Ky.)	W	40-19	Sch
14	Wayne (MI)	L	36-53	N
17	Kentucky	L	27-44	A
21	Louisville	W	54-41	A
23	Wilmington	W	38-27	Sch
30	Toledo	L	25-43	A
J 5	Miami (OH)	W	43-31	A
10	Dayton	W	46-27	Sch
14	Louisville	W	62-17	Sch
17	Marshall	L	22-23	A
21	Alumni	W	51-40	Sch
F 4	Dayton	L	27-40	A
7	Wilmington	W	49-36	A
11	Western Reserve	W	40-30	A
18	Marshall	W	35-30	Sch
22	Miami (OH)	W	46-31	Sch

F—Robert Biedenbender (69 pts), Gordon Iliff (135), C—Lou Capelle (166), G—Ed Jucker (131), Robert Kamp (83), Res—Robert Dalton (29), Frank Wones (25), John McCardle (13).

1939-40 WON 8, LOST 9

Coach—Clark Ballard
Captain—Ed Jucker

Date	Opponent	W/L	Score	Site
D 6	Notre Dame	L	17-54	A
9	Georgetown (Ky.)	W	33-18	Sch
13	Hanover	L	41-57	A
16	Kentucky	W	39-30	A
20	Centre	W	42-30	Sch
22	Wilmington	W2ot	40-36	Sch
J 6	Toledo	L	35-42	A
10	Miami (OH)	L	42-49	Sch
15	Alumni	L	38-41	Sch
20	Hanover	W	43-31	Sch
25	Wilmington	Wot	38-37	A
30	Akron	W	48-31	A
F 6	Ohio	L	48-60	A
10	Dayton	L	36-42	A
17	Dayton	W	41-31	Sch
24	Ohio	L	37-60	Sch
28	Miami (OH)	L	31-42	A

F—Richard Powell (77 pts), Robert Dalton (60), C—Ted Deskins (155), G—Ed Jucker (155), John McCardle (27), Res—Frank Wones (47), John Huhee (46), Sid Friedman (59).

1940-41 WON 6, LOST 12

Coach—Clark Ballard
Captain—Sid Friedman

Date	Opponent	W/L	Score	Site
D 3	Ky. Wesleyan	W	34-29	Sch
7	Georgetown (Ky.)	W	56-41	Sch
12	Centre	W	48-25	Sch
18	Hanover	L	36-46	Sch



YEAR-BY-YEAR RESULTS

Table with columns: Year, Team, W/L, Score, Site. Rows include 21 Wilmington, J 7 Akron, 11 Marietta, 14 Toledo, 17 West Virginia, 21 Ohio, 25 Dayton, 29 Wilmington, F 1 Hanover, 4 Ohio, 8 Miami (OH), 15 West Virginia, 19 Dayton, 27 Miami (OH).

F—Don Davis (147 pts), Sid Friedman (134), C—Frank Bottenhorn (130), G—John Huheey (91), John McCardle (45), Res—Ellis King (39), Norm Kravitz (26), George Larson (25), Dick Norton (27).

1941-42 WON 10, LOST 10

Coach—Clark Ballard
Captain—Ellis King

Table with columns: Date, Opponent, W/L, Score, Site. Rows include N29 Georgetown (Ky.), D10 Morehead (Ky.), 13 Wooster, 18 Marietta, 20 Wilmington, J 3 Hanover, 10 Miami (OH), 13 Toledo, 22 Michigan St., 24 Dayton, 28 Wilmington, 31 Ohio, F 3 Akron, 6 Michigan St., 10 Wayne (Mich.), 14 Dayton, 17 Ohio, 21 Hanover, 25 Miami (OH), 28 Alumni.

F—Nate Kabakoff (163 pts), Ellis King (138), C—Frank Bottenhorn (144), G—Elbie Nickel (154), Will Stargel (77), Res—Norman Kravatz (58), Russ Merten (37), William Mire (36).

1942-43 WON 9, LOST 10

Coach—Bob Reuss

Table with columns: Date, Opponent, W/L, Score, Site. Rows include D 5 Wilmington, 9 Georgetown (Ky.), 12 Kentucky, 15 Wittenberg, 19 Ohio, J 2 Ohio, 9 Akron, 12 Miami (OH), 16 Wilmington, 23 Dayton, 29 Mount Union, 30 Wooster, F 4 Hanover, 10 Toledo, 12 West. Reserve, 19 Dayton, 23 Hanover, 27 Miami (OH), M3 Xavier.

F—Charles Lees (112 pts), Alkie Richards (115), C—Ken Taglauer (92), G—Nate Kabakoff (176), Harold Schneider (194), Res—Frank Bottenhorn (53), Russ Merten (50).

1943-44 WON 6, LOST 5

Coach—Bob Reuss

Table with columns: Date, Opponent, W/L, Score, Site. Rows include D11 Wilmington, 18 Kentucky, J10 Wilmington, 15 Ohio, 22 Marshall, 28 Miami (OH), 31 Wright Field, F 5 Ohio, 12 Kentucky, 16 Marshall, 19 Wright Field.

F—Harold Schneider (153 pts), Verne Ullom (61), C—John Mueller (136), G—Ken Guise (39), Myron Rheinhardt (34), Res—Bill Chambers (51), T. Wearly (14).

1944-45 WON 8, LOST 9

Coach—Ray Farnham
Captain—John Mueller

Table with columns: Date, Opponent, W/L, Score, Site. Rows include D 1 Morehead (Ky.), 9 Kentucky, 16 Wilmington, 22 Cin. Ferry Com., J 5 Wayne (Mich.), 6 Michigan St., 12 Michigan St., 15 Marshall, 19 Ohio, 25 Wilmington, F 3 Marshall, 7 Miami (OH), 10 Ohio, 15 Miami (OH), 17 Akron, 20 Wayne (Mich.), 24 Kentucky.

F—Ray Penno (68 pts), Harold Schneider (135), C—John Mueller (196), G—Arnold Brinn (47), Ken Guise (134), Res—Dan Walters (64), Walt Faught (43).

1945-46 WON 8, LOST 13

Coach—Ray Farnham

Table with columns: Date, Opponent, W/L, Score, Site. Rows include D 8 Wilmington, 11 Dayton, 15 Kentucky, 18 Indiana, J 4 Wayne (Mich.), 5 Michigan St., 12 Louisville, 15 Dayton, 19 Marshall, 22 Louisville, 24 Wilmington, 26 Ohio, 31 Wayne (Mich.), F 4 Michigan St., 9 Miami (OH), 11 Indiana, 13 Marshall.

Table with columns: Year, Team, W/L, Score, Site. Rows include 16 Ohio, 21 Miami (OH), 23 Akron, 27 Xavier.

F—John Mueller (95 pts), Bob Siekmann (169), C—Bill Westerfeld (264), G—Alex Chrobak (108), Ken Guise (114), Res—Wayne Larrabee (54).

1946-47 WON 17, LOST 9

Mid-American Conference Champions

Coach—John Wiethe
Captain—Bill Westerfeld

Table with columns: Date, Opponent, W/L, Score, Site. Rows include D 3 Ky. Wesleyan, 7 Kentucky, 13 Western Reserve, 14 Pepperdine, 19 Butler, 21 Baylor, 28 Toronto, 31 Tulsa, J 6 Wayne (Mich.), 9 Louisville, 11 Western Reserve, 15 Miami (OH), 17 Ohio, 25 Louisville, 27 Dayton, 31 Marshall, F 6 Miami (FL), 8 Ohio, 11 Dayton, 12 Manhattan, 18 Marshall, 22 Miami (OH), 24 Wayne (Mich.), 26 Xavier, M1 Akron, 4 Butler.

F—Charles Clickner (6.8 pts), Dick Dallmer (8.8), C—Bill Westerfeld (13.8), G—Bill Anderson (4.4), Al Rubensetin (11.7), Res—Ron Davis (2.7), Ralph Richter (10.4), Dick Rusche (2.3).

1947-48 WON 17, LOST 7

Mid-American Conference Champions

Coach—John Wiethe
Captain—Bill Westerfeld

Table with columns: Date, Opponent, W/L, Score, Site. Rows include D 5 SOH Methodist, 13 Kentucky, 20 Villanova, 27 North Carolina St., J 3 Utah, 6 Western Reserve, 9 Wayne (Mich.), 10 Valparaiso, 17 Miami (OH), 20 Dayton, 22 Anderson, 24 Kentucky, 27 Butler, F 3 Dayton, 6 Western Michigan, 7 Wayne (Mich.), 13 Duquesne, 14 Butler, 17 Ohio, 20 Western Reserve, 24 Miami (OH).

Table with columns: Year, Team, W/L, Score, Site. Rows include 27 LaSalle, 28 Ohio, M3 Xavier.

F—Dick Dallmer (12.1 pts), Ralph Richter (13.5), C—Bill Westerfeld (10.0), G—Jack Laub (6.3), Al Rubenstein (10.9), Res—Charlie Clickner (6.4), Bill Anderson (2.9), Alkie Richards (2.2).

1948-49 WON 23, LOST 5

Mid-American Conference Champions

Coach—John Wiethe
Captains—Dick Dallmer, Bill Westerfeld

Table with columns: Date, Opponent, W/L, Score, Site, Rk, UC. Rows include D 3 Cedarville, 14 Ky. Wesleyan, 18 Nebraska, 29 Colorado St., J 1 West Virginia, 8 Western Reserve, 12 St. Francis (N.Y.), 14 Ohio, 15 Butler, 18 Miami (OH), 19 Texas Wesleyan, 22 Western Michigan, 26 Phillips 76 Oilers, 29 West Virginia, F 2 Maryland, 5 Xavier, 9 LaSalle, 12 Western Reserve, 14 Western Michigan, 17 Duquesne, 18 St. Francis (N.Y.), 23 Butler, 26 Miami (OH), M1 Ohio, 2 Duquesne, 4 John Carroll.

Cincinnati Invitational
7 LaSalle, 9 Xavier
F—Dick Dallmer (13.1 pts), Ralph Richter (16.4), C—Bill Westerfeld (8.1), G—Jack Laub (6.5), Al Rubenstein (9.5), Res—Tay Baker (3.8), Joe Luchi (6.2), Don Monk (2.9), Bob Frith (2.8).

1949-50 WON 20, LOST 6

Mid-American Conference Champions

Coach—John Wiethe
Captain—Dick Dallmer

Table with columns: Date, Opponent, W/L, Score, Site, Rk, UC. Rows include D 6 Cedarville, 10 Ky. Wesleyan, 15 Kansas, 17 Western Ky, J 3 Western Reserve, 7 Pittsburgh, 10 Duquesne, 14 Western Michigan, 16 Western Ky, 19 West Virginia, 21 Ohio, 25 Ohio, 28 Butler, F 2 Duquesne, 4 Western Michigan, 6 Miami (OH), 7 DePaul, 11 West Virginia.



14	Butler	W	55-53	CG	-	-
23	Long Island	W	83-65	A	10	-
25	LaSalle	L	65-76	A	12	-
28	Miami (OH)	W	82-46	A	-	-
M3	Western Reserve W	101-58	A	-	-	-
9	Xavier	L	53-54	CG	-	-

Cincinnati Invitational
 17 William & Mary W 80-44 CG - -
 18 Xavier W 59-48 CG - -
 F—Dick Dallmer (10.8 pts), Jack Laub (6.3),
 C—Jim Holstein (13.4), G—Joe Luchi (5.1), Al
 Rubenstein (8.5), Res—Tay Baker (4.2), Ralph
 Richter (8.7).

1950-51 WON 18, LOST 4

Mid-American Conference Champions

Coach—John Wiethel
 Captain—Joe Luchi

Date	Opponent	W/L	Score	Site	Rk	UC
D 2	Cedarville	W	112-44	Sch	-	-
5	Ky. Wesleyan	W	97-44	Sch	-	-
9	Western Ky.	W	70-45	CG	-	-
16	West Texas St.	W	64-41	CG	-	-
21	William & Mary	W	89-60	CG	-	17
28	Xavier	W	83-70	CG	-	17
J 4	DePaul	L	52-53	CG	-	17
6	Western Reserve W	88-51	CG	-	17	
8	Duquesne	W	86-74	A	13	17
13	Pittsburgh	W	64-49	A	-	-
20	Western Michigan W	73-65	CG	-	16	
F 3	Duquesne	W	69-54	CG	-	16
6	Miami (OH)	W	66-52	A	-	11
8	Western Ky	L	70-75	A	-	11
15	Ohio	W	86-50	Sch	-	15
20	Ohio	L	74-83	A	-	18
24	LaSalle	W	62-61	A	-	18
27	Western Reserve W	84-53	A	-	-	-
M1	Miami (OH)	W	79-51	CG	-	-
5	Western Michigan W	78-68	A	-	-	-
8	Xavier	W	81-66	CG	-	17

NIT
 10 St. Bonaventure L2ot 67-70 N - 17
 F—Joe Luchi (13.1 pts), Gene Melzer (8.3),
 C—Jim Holstein (17.0), G—Bob Frith (10.4), Tony
 Trabert (7.0), Res—Larry Imburgia (24.2), Don
 Monk (4.2), Bob Rain (3.7).

1951-52 WON 11, LOST 16

Coach—John Wiethel
 Captain—Jim Holstein

Date	Opponent	W/L	Score	Site	Rk	UC
N28	Chase	W	97-55	Sch	-	-
D 1	Wilmington	W	115-50	Sch	-	-

Mid-American Conference Tourney
 7 Western Mich. W 83-77 N - -
 8 Toledo L 44-45 A - -
 15 Western Ky. L 71-76 CG - -
 19 William & Mary W 71-61 CG - -
 29 Xavier L 70-77 CG - -
 J 3 Duquesne L 41-71 CG - -
 5 Western Reserve W 107-52 CG - -
 12 Toledo L 55-57 A - -
 15 Ohio L 66-78 A - -
 18 Western Mich. L 56-62 A - -
 19 St. Bonaventure L 58-77 A 6 -
 26 Toledo W 56-54 CG - -
 30 Western Ky. L 63-79 A - -
 F 1 Ohio W 82-66 CG - -
 2 DePaul L 48-62 A 19 -
 5 Miami (OH) L 56-70 CG - -
 9 St. Bonaventure L 55-67 CG 4 -
 13 Xavier W 68-63 CG - -

16	Western Mich.	L	63-56	CG	-	-
18	Duquesne	L	64-76	A	3	-
21	St. John's (N.Y.)	L	64-76	A	8	-
26	Western Reserve W	98-52	A	-	-	-
29	William & Mary W	82-76	A	-	-	-
M1	NC State	L	64-77	A	-	-
4	Miami (OH)	L	79-82	A	-	-

F—Jim Holstein (15.7 pts/12.0 reb), Gene Melzer
 (8.5/4.9), C—Al Armstrong (6.1/7.1), G—Fred
 Moeves (5.7/2.1), Bob Rain (8.5/2.8).

1952-53 WON 11, LOST 13

Coach—George Smith
 Captain—Tom Osterman

Date	Opponent	W/L	Score	Site	Rk	UC
D12	Kent	L	66-72	A	-	-
13	Western Reserve W	71-61	A	-	-	-
16	Western Ky.	L	76-77	CG	11	-
22	Tennessee	W	78-74	CG	-	-

Holiday Festival
 27 Manhattan L 60-75 N - -
 29 LaSalle L 66-81 N 1 -
 J 3 NC State L 72-77 CG 11 -
 6 Xavier L 78-81 CG - -
 8 Western Ky. L 76-84 A 10 -
 12 Duquesne L 76-93 A - -
 16 Western Mich. W 76-67 CG - -
 20 DePaul L 67-68 CG - -
 23 Duquesne W 72-69 CG - -
 30 Ohio W 78-64 CG - -
 F 3 Miami (OH) L 75-96 CG - -
 6 Toledo L 74-81 CG - -
 7 Western Reserve W 88-72 Sch - -
 10 Xavier L 68-70 CG - -
 14 Western Mich. W 92-77 A - -
 17 Ohio W 75-73 Sch - -
 20 Kent W 94-63 CG - -
 25 Toledo W 81-79 A - -
 28 NC State L 64-100 A 13 -
 M5 Miami (OH) W 78-76 A - -
 F—Bill Lammert (11.7 pts/9.4 reb), Tom Osterman
 (4.6/3.8), C—Jack Twyman (15.0/15.1), G—Joe
 Okruhlica (6.0/2.2), Bob Rain (13.4/4.4), Res—
 Larry Imburgia (13.4/7.6), Fred Moeves (10.3/3.5),
 Dick Voegel (8.2/8.8).

1953-54 WON 11, LOST 10

Coach—George Smith
 Captain—Fred Moeves, Joe Okruhlica

Date	Opponent	W/L	Score	Site	Rk	UC
D 1	Union (Ky.)	W	98-59	Sch	-	-
5	Indiana	L	65-78	A	-	-
12	Tennessee	W	87-69	A	-	-
15	Western Ky.	L	71-74	CG	10	-
17	Toledo	W	77-60	CG	-	-
21	Michigan	W	81-62	CG	-	-

All-College Tournament
 29 Wyoming L 54-64 N 20 -
 30 Tulsa L 70-76 N - -
 31 Furman W 93-77 N - -
 J 6 Xavier W 77-58 CG - -
 11 Duquesne L 60-80 A 2 -
 16 West. Michigan W 102-71 CG - -
 22 Dayton L 69-71 CG - -
 30 Toledo L 73-75 A - -
 F 6 Miami (OH) W 66-58 CG - -
 10 Xavier (OH) W 81-76 CG - -
 13 Western Mich. W 92-63 A - -
 17 Dayton L 66-91 A 17 -
 22 Western Ky. L 77-92 A 4 -
 26 Duquesne W 66-52 CG 1 -
 M4 Miami (OH) L 79-88 A - -

F—Bill Lammert (15.3 pts/8.8 reb), Phil Wheeler
 (8.6/9.0), C—Jack Twyman (21.8/16.5), G—Fred
 Moeves (10.6/1.9), Joe Okruhlica (5.7/2.3), Res—
 Willie Ernst (6.0/3.8), Dick Voegel (4.8/5.6).

1954-55 WON 21, LOST 8

Coach—George Smith
 Captain—Bill Lammert, Jack Twyman

Date	Opponent	W/L	Score	Site	Rk	UC
D 1	Union (Ky.)	W	106-71	Cen	-	-
4	Bradley	W	96-76	A	-	-
8	Hanover	W	93-50	Cen	-	-
11	Colorado St.	W	99-70	Cen	-	-
14	Western Ky.	L	75-85	A	-	-
18	Indiana	W	97-65	FH	-	-
20	Pacific	W	97-59	FH	-	-

All-American Tournament
 27 Mississippi W 78-70 N - -
 29 Evansville W 82-62 N - -
 30 Maryland L 61-78 N - -
 J 1 Oklahoma City W 68-67 FH - -
 6 Xavier L 64-67 CG - -
 8 Toledo W 79-66 A - -
 12 Dayton W 85-78 A - -
 15 Morehead (Ky.) W 116-75 FH - -
 22 Miami (OH) W 86-80 A - -
 26 Ball State W 113-65 FH - -
 29 Western Kentucky W 101-92 FH - -
 F 3 Seton Hall W 88-78 N - -
 4 Siena W 83-63 A - -
 9 Xavier W 70-69 FH - 17
 11 Centenary W 79-50 FH - 17
 14 Duquesne L 67-81 A - 17
 18 Dayton L 69-80 FH - 12
 25 Duquesne L 60-68 FH - 17
 M2 Miami (OH) L 71-77 FH - -

National Invitational Tournament

14	Niagara	W2ot	85-83	N	-	-
17	Duquesne	L	51-65	N	-	-
19	St. Francis (Pa.)	W	96-91	N	-	-

F—Jack Twyman (24.6 pts/16.5 reb), Phil Wheeler
 (13.2/10.6), C—Dave Plunkett (10.6/9.2), G—Bill
 Lammert (13.4/7.6), Frank Nimmo (11.6/5.0),
 Res—Willie Ernst (4.4/2.3), Tom Hood (3.0/3.6).

1955-56 WON 17, LOST 7

Coach—George Smith
 Captain—Phil Wheeler

Date	Opponent	W/L	Score	Site	Rk	UC
D 3	Pepperdine	W	107-71	FH	-	-
7	Tennessee	W	109-82	FH	-	-
10	Western Ky.	W	83-54	FH	-	-
16	Dayton	L	57-66	FH	7	14
19	Indiana	L	61-80	A	18	14
21	DePaul	W	87-58	FH	-	-

Richmond (VA) Holiday Tourney
 28 Virginia W 93-69 N - -
 29 Seton Hall W 82-81 N - -
 30 Richmond W 89-60 A - -
 J 7 Duquesne W 74-52 FH - 20
 9 Loyola (La.) W 85-53 FH - 20
 14 E. Tennessee St. W 93-55 FH - -
 17 Xavier W 71-66 CG - -
 21 Miami (OH) W 79-61 FH - -
 28 Saint Louis L 86-104 A 18 14
 F 2 St. John's (N.Y.) W 93-78 A - -
 8 Xavier Lot 72-79 FH - 20
 11 Morehead (Ky.) W 119-113 FH - 20
 13 Duquesne W 95-79 A - 20
 18 Toledo W 99-74 FH - -
 21 Western Ky. L 74-85 A - -
 25 Washington & Lee W 87-57 FH - -

29	Miami (OH)	L	81-89	A	-	-
M3	Dayton	L	58-71	A	3	-

F—Wayne Stevens (10.3 pts/13.9 reb), Phil
 Wheeler (21.5/11.8), C—Dave Plunkett
 (18.0/13.4), G—Willie Ernst (12.2/6.2), Frank
 Nimmo (11.5/4.9), Res—Connie Dierking
 (3.5/6.3), Tom Hood (2.3/2.9).

1956-57 WON 15, LOST 9

Coach—George Smith
 Captain—Frank Nimmo

Date	Opponent	W/L	Score	Site	Rk	UC
D 1	Saint Louis	L	73-91	FH	-	-
8	DePaul	W	65-53	FH	-	-
10	Tennessee	L	68-76	A	-	-
15	Dayton	W	65-53	A	15	-

Cincinnati Invitational
 21 Geo. Washington W 88-68 FH - -
 22 Fordham W 73-67 FH - -

29	Bradley	W	76-72	FH	-	-
J 5	Duquesne	W	90-79	FH	-	-
9	Xavier	L	62-88	CG	-	-
11	Duquesne	L	59-60	A	-	-
16	LaSalle	W	74-58	A	-	-
18	Eastern Kentucky W	90-82	FH	-	-	-
26	Miami (OH)	L	76-88	A	-	-
31	Toledo	W	78-63	A	-	-
F 2	Ball State	W	90-73	FH	-	-
9	Regis	W	96-81	FH	-	-
13	Xavier	W	69-57	FH	-	-
16	Loyola (La.)	W	82-77	FH	-	-
21	Seton Hall	L	67-80	N	-	-
23	Indiana St.	W	89-65	FH	-	-
25	Miami (OH)	W	90-72	FH	-	-
M1	Dayton	L	63-67	FH	-	-
2	Morehead (Ky.)	L	70-78	A	-	-

National Invitational Tournament
 16 St. Bonaventure L 72-90 N - -
 F—Wayne Stevens (13.0 pts/11.3 reb), Mike
 Mendenhall (10.7/7.0), C—Connie Dierking
 (18.5/18.8), G—Jack Gumbert (10.1/2.6), Frank
 Nimmo (12.7/4.4), Res—Tom Hood (5.5/5.0), Jack
 Vice (7.8/1.9).

1957-58 WON 25, LOST 3

Missouri Valley Conference Champions
 Coach—George Smith
 Captain—Connie Dierking, Wayne Stevens

Date	Opponent	W/L	Score	Site	Rk	UC
D 6	Indiana St.	W	105-49	FH	-	-
9	Temple	W	80-57	FH	-	-

Cincinnati Invitational
 13 St. Bonaventure W 81-58 FH - 19
 14 Xavier W 79-68 FH - 19
 20 North Texas St. W 94-53 A - 4
 21 Houston W 70-53 A - 4
 28 Drake W 74-72 A - 5
 30 Bradley L 73-79 A 11 5
 J 4 Tulsa W 77-70 A - 5
 6 Oklahoma St. L 57-61 A 14 5
 9 Seton Hall W 118-54 N - 7
 11 North Texas St. W 127-57 FH - 7
 13 Houston W 93-57 FH - 7
 18 Saint Louis W 85-72 A - 5
 25 Wichita St. W 105-81 FH 19 4
 30 Miami (OH) W 79-59 FH - 3
 F 1 Duquesne W 72-61 A - 3
 8 St. Joseph's (Pa.) W 100-78 A - 3
 12 Bradley W 94-77 FH 13 3
 15 Oklahoma St. W 71-59 FH 6 3
 17 Drake W 98-64 FH - 3



YEAR-BY-YEAR RESULTS

22	Tulsa	W	86-71	FH	-	2
26	Saint Louis	W	91-73	FH	-	3
M 1	Wichita St.	W	86-82	A	-	3
4	Dayton	W	70-66	CG	8	3
8	Xavier	W	80-68	CG	-	3

NCAA Midwest Regional
 14 Kansas St. Lot 80-83 N 3 2
 15 Arkansas W 97-62 N - 2
 F—Oscar Robertson (35.1 pts/15.2 reb), Wayne Stevens (10.7/5.1), C—Connie Dierking (15.8/14.9), G—Ralph Davis (7.8/2.5), Mike Mendenhall (7.7/2.9), Res—Spud Hornsby (5.1/1.9), Larry Willey (2.9/2.6).

1958-59 WON 26, LOST 4

Missouri Valley Conference Champions

NCAA Final Four—3rd Place

Coach—George Smith
 Captain—Mike Mendenhall, Oscar Robertson
Date Opponent W/L Score Site Rk UC
 D 1 Indiana St. W 93-64 FH - -
 4 New York W 88-67 N - -
 13 Marshall W 106-86 FH - 1
 17 Pacific W 112-66 FH - 1
 20 Saint Louis W 57-50 A 17 1

Dixie Classic
 29 Wake Forest W 94-70 N - 2
 30 NC State L 60-69 N 5 2
 31 North Carolina L 88-90 N 4 2
 J 5 Bradley W 2ot85-84 FH 10 2
 10 Houston W 62-54 A - 7
 12 N. Texas St. Wot 64-56 A - 7
 17 Drake W 97-60 A - 6
 24 Xavier W 92-66 CG - 6
 26 Drake W 73-52 FH - 6
 31 Wichita St. W 95-87 FH - 5

F 2 Tulsa W 84-71 FH - 5
 4 Dayton W 96-74 CG - 5
 7 Temple W 80-60 A - 5
 17 Miami (OH) W 102-73 CG - 6
 21 Wichita St. W 88-74 A - 6
 23 Tulsa W 92-69 A - 6
 26 Duquesne W 88-69 FH - 4
 28 Houston W 78-66 FH - 4
 M 2 North Texas St. W 95-64 FH - 3
 7 Bradley L 66-84 A 9 3
 9 Saint Louis W 66-59 FH 12 5

NCAA Midwest Regional
 13 TCU W 77-73 N 16 5
 14 Kansas St. W 85-75 N 1 5

NCAA Final Four
 20 California L 58-64 N 4 5
 21 Louisville W 98-85 A - 5
 F—Oscar Robertson (32.6 pts/16.3 reb), Bob Wiesenbahn (6.2/6.4), C—Dave Tenwick (9.2/7.4), G—Mike Mendenhall (13.5/2.8), Ralph Davis (15.5/4.3 ast), Res—Carl Bouldin (2.3/1.0).

1959-60 WON 28, LOST 2

Missouri Valley Conf. Champions

NCAA Final Four—3rd Place

Coach—George Smith
 Captain—Ralph Davis, Oscar Robertson
Date Opponent W/L Score Site Rk UC
 D 1 Indiana St. W 107-62 FH - -
 5 Marshall W 102-61 FH - -
 7 Miami (OH) W 89-58 CG
 11 St. Joseph's (Pa.) W 123-79 FH
 19 Louisville W 97-74 A
 22 Bradley W 86-71 FH 5 1

Holiday Festival
 26 St. Bonaventure W 96-56 N - 1
 28 St. Joseph's (Pa.) W 86-77 N - 1
 30 Iowa W 96-83 N 14 1
 J 2 Dayton W 70-63 CG - 1
 7 Wichita St. W 76-69 A - 1
 9 Tulsa W 83-50 A - 1
 13 Saint Louis W 79-57 FH 11 1
 16 Bradley L 90-91 A 4 1
 23 Duquesne W 61-58 A - 1
 29 Citadel W 64-43 FH - 1

F 1 Drake W 96-61 FH - 1
 6 Houston W 67-55 FH - 1
 8 North Texas St. W 123-74 FH - 1
 12 Saint Louis W 60-57 A 18 1
 20 Houston W 57-47 A - 1
 22 North Texas St. W 85-54 A - 1
 27 Wichita St. W 97-76 FH - 1
 29 Tulsa W 110-64 FH - 1
 M 5 Drake W 71-56 A - 1
 7 Xavier W 86-68 CG - 1

NCAA Midwest Regional
 11 DePauw W 99-59 N - 1
 12 Kansas W 82-71 N - 1

NCAA Final Four
 18 California L 69-77 N 2 1
 19 New York W 95-71 N 12 1
 F—Oscar Robertson (33.7 pts/14.1 reb), Larry Willey 8.1/4.8, C—Paul Hogue (12.2/11.3), G—Carl Bouldin (5.8/1.8), Ralph Davis (13.7/4.4 ast), Res—Sandy Pomerantz (3.6/1.8), Bob Wiesenbahn (7.5/6.8).

1960-61 WON 27, LOST 3

NCAA National Campions

Missouri Valley Conf. Champions

Coach—Ed Jucker
 Captain—Carl Bouldin, Bob Wiesenbahn
Date Opponent W/L Score Site Rk UC
 D 1 Indiana St. W 90-51 FH - -
 3 Western Mich. W 85-54 FH - -
 6 Miami (OH) W 70-62 CG - -
 9 Seton Hall L 76-84 N - -
 13 Loyola Marymount W 74-53 FH - -
 16 Saint Louis L 40-57 A - -
 19 Nebraska W 75-60 FH - -
 23 Bradley L 53-72 A 2 -
 29 Dayton W 71-61 CG - -
 31 Geo. Washington W 84-61 FH - -

J 5 Houston Wot 74-71 FH - -
 7 North Texas St. W 83-34 FH - -
 12 Wichita St. W 80-57 A - -
 14 Tulsa W 92-75 A - -
 17 Duquesne W 64-53 FH - -
 20 Drake W 86-64 A - -
 28 Drake W 80-70 FH - -
 31 Bradley W 73-72 FH 3 -

F 4 Iowa W 77-60 A 6 -
 9 Saint Louis W 61-52 FH - 5
 16 Wichita St. W 67-64 FH - 4
 18 Tulsa W 81-52 FH - 4
 23 Houston W 85-80 A - 3
 25 North Texas St. W 73-43 A - 3
 M 2 Xavier W 89-53 CG - 3
 4 Marshall W 69-57 A - 3

NCAA Midwest Regional
 17 Texas Tech W 78-55 N - 2
 18 Kansas St. W 69-64 N 4 2

NCAA Final Four
 24 Utah W 82-67 N - 2
 25 Ohio State W-ot70-65 N 1 2
 F—Tom Thacker (12.3 pts/9.5 reb), Bob Wiesenbahn (17.1/10.0), C—Paul Hogue (16.8/12.5), G—Carl Bouldin (11.7/2.8), Tony Yates (7.4/2.7 ast), Res—Dale Heidotting (3.6/3.7), Tom Sizer (2.0/1.0).

1961-62 WON 29, LOST 2

NCAA National Champions

Missouri Valley Conference Champions

Coach—Ed Jucker
 Captain—Paul Hogue

Date Opponent W/L Score Site Rk UC
 D 2 Indiana St. W 86-63 FH - 2
 5 Miami (OH) W 63-30 CG - 2
 9 Wisconsin W 86-67 A - 2
 11 Drake W 60-59 A - 2
 16 Marshall W 77-49 FH - 2
 18 Wichita St. L 51-52 A - 2
 21 Colorado W 84-67 FH - 2

Holiday Festival
 26 St. John's (NY) W 97-68 N - 2
 28 LaSalle W 64-56 N - 2
 30 Wisconsin W 101-71 N - 2
 J 4 Saint Louis W 62-47 FH - 2
 6 Tulsa W 72-43 FH - 2
 10 Bradley Lot 68-70 A - 2
 16 Dayton W 80-61 CG - 3
 18 Duquesne W 62-54 A 5 3
 25 North Texas St. W 89-61 FH - 3
 30 Drake W 73-52 FH - 3

F 1 Houston W 60-52 A - 3
 3 North Texas St. W 77-50 A - 3
 8 Saint Louis W 54-48 A - 3
 10 Tulsa W 70-52 A - 3
 12 Geo. Washington W 83-43 FH - 3
 16 Houston W 59-47 FH - 3
 19 Bradley W 72-57 FH 5 3
 24 Wichita St. W 84-63 FH - 2
 M 1 Xavier W 61-58 CG - 2

Missouri Valley Conf. Playoff
 12 Bradley W 61-46 N 8 2

NCAA Midwest Regional
 16 Creighton W 66-46 N - 2
 17 Colorado W 73-46 N 9 2

NCAA Final Four
 23 UCLA W 72-70 N - 2
 24 Ohio State W 71-59 N 1 2
 F—Ron Bonham (14.3 pts/5.0 reb), George Wilson (9.2/8.0), C—Paul Hogue (16.8/12.4), G—Tom Thacker (11.0/8.6), Tony Yates (8.2/4.3 ast), Res—Fred Dierking (4.1/2.9), Dale Heidotting (3.1/2.3), Larry Shingleton (3.9/1.4).

1962-63 WON 26, LOST 2

Missouri Valley Conference Champions

NCAA Final Four—2nd Place

Coach—Ed Jucker
 Captain—Tony Yates

Date Opponent W/L Score Site Rk UC
 D 1 DePauw W 97-39 FH - 1
 3 Virginia W 91-42 FH - 1
 5 Miami (OH) W 58-36 CG - 1
 8 Geo. Washington W 86-59 FH - 1
 14 Kansas St. W 75-61 A - 1
 15 Kansas W 64-49 A - 1
 20 Dayton W 44-37 CG - 1
 22 Davidson W 72-46 FH - 1
 29 Ohio W 73-43 FH - 1

J 2 Houston W 79-56 FH - 1
 5 Wichita St. W 63-50 FH 8 1
 10 North Texas St. W 73-58 A - 1
 12 Tulsa W 67-57 A - 1
 17 Bradley W 57-46 A - 1
 26 Illinois W 62-53 A 3 1
 31 Drake Wot 65-60 FH - 1

F 2 Saint Louis W 70-40 FH - 1
 4 Drake W 71-60 A - 1
 9 Bradley W 65-61 FH - 1
 16 Wichita St. L 64-65 A - 1
 21 North Texas St. W 91-61 FH - 1
 23 Tulsa W 55-54 FH - 1
 26 Xavier W 72-61 CG - 1
 M 2 Saint Louis W 66-52 A - 1

NCAA Midwest Regional
 15 Texas W 73-68 N - 1
 16 Colorado W 67-60 N 10 1

NCAA Final Four
 22 Oregon St. W 80-46 N 7 1
 23 Loyola (IL) Lot 58-60 N 3 1
 F—Ron Bonham (21.0 pts/6.4 reb), Tom Thacker (15.8/10.0), C—George Wilson (15.0/11.2), G—Larry Shingleton (3.7/1.6), Tony Yates (7.6/4.1), Res—Dale Heidotting (2.4/2.2), Ken Cunningham (1.9/1.7 ast).

1963-64 WON 17, LOST 9

Coach—Ed Jucker

Captain—Ron Bonham, George Wilson

Date Opponent W/L Score Site Rk UC
 N 30 Geo. Washington W 101-65 FH - 3
 D 4 Miami (OH) W 60-56 CG - 3
 7 Kansas L 47-51 FH - 6
 14 Wisconsin W 65-60 FH - 6
 18 Colorado W 82-64 A - 4
 20 Denver W 64-48 A - 4
 23 Kansas St. W 72-70 FH - 4
 28 Tulsa W 54-52 FH - 5
 J 1 Utah L 68-76 A - 4
 3 Oregon St. W 57-53 N 8 4
 4 Oregon St. L 61-82 A 8 4
 11 Saint Louis W 67-64 FH - 8
 15 Bradley L 77-87 FH - 8
 18 Drake Lot 66-76 A - -
 25 Saint Louis L 76-78 A - -
 30 Wichita St. L 59-62 A 7 -

F 1 Tulsa L 58-74 A - -
 5 Dayton W 77-63 CG - -
 8 North Texas St. W 76-68 A - -
 10 Houston Wot 66-59 A - -
 15 Wichita St. Lot 58-59 FH 6 -
 18 St. Joseph's (Ind.) W 99-84 FH - -
 22 Drake W 61-55 FH 10 -



YEAR-BY-YEAR RESULTS

14	Washington	W	81-91	A	-	-
15	Oregon St.	L	68-88	A	-	-
19	Dayton	L	60-76	A	-	-
22	Tulsa	W	81-74	FH	-	-
29	Richmond	W	89-80	A	-	-
31	William & Mary	W	65-52	A	-	-
F 5	Toledo	Lot	87-89	FH	-	-
10	Rutgers	W	84-74	N	-	-
12	Jacksonville	W	88-84	FH	16	-
16	Xavier	W	76-71	CG	-	-
19	Geo. Washington	W	97-79	FH	-	-
23	Louisville	L	73-93	A	3	-
25	Louis.-Lafayette	W	86-82	FH	10	-
28	Saint Louis	W	68-65	FH	-	-
M 4	Florida St.	W	88-64	FH	10	-

F—Lloyd Batts (18.7 pts/9.8 reb), Derrek Dickey (18.1/10.9), C—Greg Jurcisin (4.5/4.4), G—Dave Johnson (10.5/4.2), Dan Murphy (7.9/2.1), Res—Lionel Harris (8.1/2.5), Jesse Jemison (9.2/4.9).

1972-73 WON 17, LOST 9

Coach—Gale Catlett						
Captain—Derrek Dickey						
Date	Opponent	W/L	Score	Site	Rk	UC
D 2	Cleveland St.	W	113-85	FH	-	-
9	Miami (OH)	L	61-63	A	-	-
11	Arizona St.	W	76-74	FH	-	-
16	Davidson	W	95-84	FH	-	-
20	Rutgers	W	79-58	FH	-	-
23	Tulsa	Lot	86-92	A	-	-
27	Pennsylvania	W	71-65	FH	8	-
Charlotte Invitational						
29	Bradley	W	83-76	N	-	-
30	Davidson	L	63-66	N	-	-
J 4	Bowling Green	W	100-70	FH	-	-
8	La.-Lafayette	Lot	88-94	N	8	-
11	Rice	L	57-63	A	-	-
13	Florida St.	L	74-78	A	18	-
17	Toledo	W	86-78	A	-	-
20	Ball St.	W	104-77	FH	-	-
25	Drake	L	72-74	FH	-	-
27	William & Mary	W	110-68	FH	-	-
31	Dayton	W	84-71	FH	-	-
F 3	Houston	L	85-90	A	11	-
5	Louisville	W	81-79	FH	-	-
10	Florida St.	W	89-62	FH	-	-
14	Ohio	W	79-78	A	-	-
17	Geo. Washington	W	71-65	A	-	-
21	Xavier	W	78-68	CG	-	-
24	Louisville	L	81-91	A	-	-
27	Butler	W	83-57	FH	-	-

F—Lloyd Batts (20.1 pts/8.7 reb), Derrek Dickey (15.0/10.0), C—Greg Jurcisin (5.9/4.8), G—Lionel Harris (8.0/3.0), Dave Johnson (10.1/2.6), Res—Jesse Jemison (7.6/3.5), Dan Murphy (6.9/1.1).

1973-74 WON 19, LOST 8

Coach—Gale Catlett						
Captain—Lloyd Batts						
Date	Opponent	W/L	Score	Site	Rk	UC
D 1	Louisville	W	65-58	A	-	-
5	Oregon St.	W	72-63	FH	-	-
8	Temple	W	64-52	A	-	-
12	Wright St.	W	78-42	FH	-	-
15	Miami (OH)	W	60-55	FH	-	-
17	Arizona St.	L	78-88	A	-	-
22	Washington	W	82-80	FH	-	20
Quaker City Invitational						
27	St. Bonaventure	W	71-65	N	-	-
28	Temple	L	64-68	N	-	-
29	Penn St.	L	66-74	N	-	-
J 7	Cleveland St.	W	102-61	FH	-	-
9	Louisville	W	77-70	FH	11	-
12	Va. Commonwealth	W	57-51	FH	-	-
16	Ball State	L	82-99	A	-	20
18	Fairleigh Dickinson	W	96-70	FH	-	20
21	N.E. Illinois	W	109-73	FH	-	20
23	Drake	W	73-67	A	-	-
26	Brown	W	95-71	FH	-	-
30	Dayton	L	79-91	A	-	-
F 5	Ohio	W	82-80	FH	-	-
9	Houston	W	84-73	FH	-	-
16	Geo. Washington	W	83-61	FH	-	-
20	Xavier	W	68-56	CG	-	-
23	Davidson	L	62-67	A	-	-
25	Jacksonville	L	66-81	A	-	-
M 2	Marquette	W	92-77	FH	8	-
National Invitational Tournament						
17	Boston College	L	62-63	N	-	-

F—Jesse Jemison (13.7 p-ts/7.5 reb), Hal Ward (5.0/2.7), C—Mike Franklin (7.3/8.6), G—Lloyd Batts (21.3/7.7), Garry Kamstra (5.5/1.3), Res—Mike Artis (6.1/3.0), Mark Brackman (4.7/2.8), Dan Murphy (6.4/1.1), Jim Webb (5.0/2.8).

1974-75 WON 23, LOST 6

Coach—Gale Catlett						
Captain—Steve Collier						
Date	Opponent	W/L	Score	Site	Rk	UC
N 30	Wright St.	W	89-71	FH	-	-
D 5	Miami (OH)	L	63-68	A	-	-
7	St. Joseph's (Ind.)	W	81-68	FH	-	-
10	Cleveland St.	W	78-67	A	-	-
Volunteer Classic						
13	Harvard	L	76-77	N	-	-
14	Navy	L	67-76	N	-	-
28	Pepperdine	W	107-88	FH	-	-
30	Saint Louis	L	68-89	A	-	-
J 2	New Hampshire	W	57-32	FH	-	-
4	Wabash	W	93-67	FH	-	-
7	Louisville	L	74-82	A	3	-
11	Temple	W	83-63	FH	-	-
15	SOH Methodist	W	106-74	FH	-	-
21	Marquette	W	68-58	A	12	-
25	Bowling Green	W	83-79	A	-	-
27	Loyola (Ill.)	W	76-65	FH	-	-
F 1	Northern Illinois	W	85-69	FH	-	-
6	USF	W	82-80	A	-	-
8	Houston	W	103-83	A	-	-
12	Dayton	W	79-68	FH	-	-
15	Geo. Washington	W	81-72	A	-	-
20	Wis-Milwaukee	W	96-71	FH	-	-
22	Davidson	W	96-81	FH	-	-
26	Xavier	W	66-57	CG	-	-
M 1	DePaul	W	96-88	FH	-	-

4	Duquesne	W	72-70	FH	-	-
NCAA Midwest Regional						
15	Texas A&M	W	87-79	N	-	17
NCAA Midwest Regional Finals						
20	Louisville	L	63-78	N	3	12
21	Notre Dame	W	95-87	N	9	12

F—Mike Franklin (7.8 pts/8.5 reb), Mike Jones (9.6/4.8), C—Robert Miller (8.9/6.5), G—Steve Collier (13.8/3.3 ast), Brian Williams (12.4/4.4), Res—Pat Cummings (13.9/7.3), Garry Kamstra (8.3/2.4 ast), Hal Ward (5.6/2.9).

1975-76 WON 25, LOST 6

Metro Conference Tournament Champions						
Coach—Gale Catlett						
Captain—Mike Artis, Garry Kamstra, Hal Ward						
Date	Opponent	W/L	Score	Site	Rk	UC
N 29	Cleveland St.	W	98-65	FH	-	10
D 1	Miami (OH)	W	66-57	FH	-	10
3	Wright St.	W	118-70	FH	-	10
6	USF	W	96-75	FH	-	10
8	Biscayne	W	74-52	FH	-	10
13	Bowling Green	W	98-81	FH	-	9
16	St. Joseph's (Ind.)	W	120-49	FH	-	7
23	Pepperdine	W	76-64	A	-	6
Rainbow Classic						
27	Arizona	L	64-71	N	-	6
29	Holy Cross	L	65-66	N	-	6
30	Yale	W	83-55	N	-	7
J 6	Louisville	W	77-73	FH	16	15
10	Eastern Kentucky	W	73-66	FH	-	15
14	Temple	W	79-56	A	-	14
17	Wis-Milwaukee	W	76-61	FH	-	14
24	Memphis	L	79-85	A	-	16
26	Wichita St.	W	92-85	A	-	16
31	Geo. Washington	W	102-72	FH	-	18
F 4	Pittsburgh	W	89-77	FH	-	16
7	Jacksonville	W	87-62	RC	-	16
14	Saint Louis	W	60-45	FH	-	13
18	Xavier	W	81-74	RC	-	13
21	DePaul	L	60-70	A	-	13
23	West Virginia	W	66-56	N	-	13
28	San Francisco	W	89-88	CG	-	18
29	Duquesne	W	80-73	A	-	18
M 2	Loyola (Ill.)	L	71-87	A	-	13

Metro Conference Tournament						
5	Georgia Tech	W	71-60	N	-	13
6	Memphis	W	103-95	N	-	13
9	Dayton	W	85-84	A	-	15
NCAA Midwest Regional						
13	Notre Dame	L	78-79	N	7	15

F—Pat Cummings (11.7 pts/6.8 reb), Mike Artis (8.3/4.1)/Mike Jones (9.1/5.0), C—Robert Miller (15.2/10.8), G—Steve Collier (7.7/2.2 ast), Brian Williams (12.5/5.6), Res—Garry Kamstra (5.4/2.8 ast), Hal Ward (5.8/2.5), Gary Yoder (7.3/2.9 ast).

1976-77 WON 25, LOST 5

Metro Conference Tournament Champions						
Coach—Gale Catlett						
Captain—Gary Yoder						
Date	Opponent	W/L	Score	Site	Rk	UC
N 29	Akron	W	95-59	RC	-	12
D 1	Wright State	W	120-52	RC	-	12
4	USF	W	103-69	RC	-	12
8	Bowling Green	W	67-63	A	-	8
11	St. Joseph's (Ind.)	W	122-78	RC	-	8
15	Miami (OH)	W	79-68	A	-	6
18	Saint Louis	W	86-53	RC	-	6
Sugar Bowl Classic						
29	South Carolina	W	79-62	N	-	5
30	Indiana	W	52-43	N	-	5
J 5	Temple	W	61-46	RC	-	2
12	Dayton	W	84-61	RC	-	3
16	Saint Louis	W	54-52	A	-	3
19	Louisville	L	77-83	A	12	2
22	Tulane	L	75-78	A	-	2
26	Wichita St.	W	68-60	RC	-	12
29	Duquesne	W	83-65	RC	-	12
31	Memphis	W	88-82	RC	20	12
F 2	Pittsburgh	L	64-65	A	-	12
6	Marquette	W	63-62	RC	6	12
9	Eastern Kentucky	W	78-60	A	-	12
12	Georgia Tech	W	84-73	RC	-	12
16	Xavier	W	77-68	RC	-	10
19	Rutgers	L	70-89	A	-	10
21	Buffalo St.	W	79-60	RC	-	10
24	Biscayne	W	74-43	A	-	14
26	Jacksonville	W	78-61	A	-	14
Metro Conference Tournament						
M 3	Saint Louis	W	76-68	N	-	14
4	Memphis	W	68-67	A	-	14
5	Georgia Tech	W	74-61	N	-	14
NCAA Midwest Regional						
12	Marquette	L	51-66	N	16	11

F—Mike Jones (12.2 pts/6.0 reb), Brian Williams (12.7/6.1), C—Robert Miller (14.2/10.6), G—Steve Collier (12.0/3.5 ast), Gary Yoder (13.6/3.9 ast), Res—Paul Fazekas (2.8/2.1), Keith Hemans (1.9/1.0), Eddie Lee (6.7/3.5).

1977-78 WON 17, LOST 10

Coach—Gale Catlett						
Captain—Steve Collier, Mike Jones, Robert Miller						
Date	Opponent	W/L	Score	Site	Rk	UC
N 26	Akron	W	91-81	RC	-	9
D 1	N. Carolina A&T	W	58-57	RC	-	8
3	Biscayne	W	77-62	RC	-	8
6	Miami (OH)	W	61-60	RC	-	7
12	Eastern Kentucky	W	73-58	RC	-	7
17	North Carolina	L	59-67	N	5	6
21	Austin Peay	W	81-67	RC	-	12
27	Florida St.	W	77-75	RC	18	11
J 2	Georgia Tech	L	56-59	A	-	11
4	Tulane	W	102-67	A	-	12
7	Louisville	L	75-78	RC	10	12
10	Saint Louis	W	66-55	RC	-	19
14	Memphis	L	63-67	A	-	19
17	Florida St.	L	66-76	A	-	-
21	Memphis	L	76-83	RC	-	-
23	Pittsburgh	Wot	87-80	RC	-	-
30	Tulane	W	70-63	RC	-	-
F 2	St. John's (N.Y.)	L	66-75	N	-	-
4	Louisville	L	76-83	A	9	-
9	Georgia Tech	W	75-67	RC	-	-



11	Dayton	W	42-40	A	-	-
13	Xavier	W	59-54	RC	-	-
15	Saint Louis	W	80-62	A	-	-
18	Marquette	L	45-57	A	2	-
24	West Virginia	W	96-80	CG	-	-
26	Duquesne	W	72-64	A	-	-

Metro Conference Tournament

M 2	Georgia Tech	L	38-39	RC	-	-
-----	--------------	---	-------	----	---	---

F—Pat Cummings (18.0 pts/7.6 reb), Mike Jones (5.9/3.1), C—Robert Miller (13.3/8.5), G—Steve Collier (10.4/3.2 ast), Lionel Harvey (5.1/2.4)/ Bobby Sherlock (3.3/1.2 ast), Res—Greg Johnson (4.0/2.3), David Kennedy (2.4/2.0 ast), Marcus Penny (2.3/2.5).

1978-79 WON 13, LOST 14

Coach—Ed Badger

Captain—Pat Cummings, Bobby Sherlock, Mick Shoemaker

Date	Opponent	W/L	Score	Site	Rk	UC
------	----------	-----	-------	------	----	----

D 2	Long Beach St.	L	72-84	A	-	-
5	Miami (OH)	W	70-59	A	-	-
9	Duquesne	W	75-73	RC	-	-
16	Holy Cross	L	88-110	N	-	-
19	Michigan St.	L	52-63	N	5	-
22	North Carolina	L	59-62	RC	6	-
J 2	Saint Louis	L	51-53	A	-	-
6	Virginia Tech	W	72-68	A	-	-
8	Va. Commonwealth	L	63-74	RC	-	-
10	Pittsburgh	Wot	78-75	A	-	-
13	Tulane	L	75-80	A	-	-
18	Louisville	L	77-82	RC	7	-
20	Saint Louis	W	66-63	RC	-	-
22	Memphis	W	63-61	A	-	-
24	West Virginia	W	79-65	A	-	-
27	Florida St.	L	77-80	RC	-	-
29	Georgia Tech	L	73-82	A	-	-
F 3	Louisville	L	85-88	A	5	-
5	Georgia Tech	W	55-51	RC	-	-
7	Dayton	W	82-74	RC	-	-
10	Memphis	W	87-79	RC	-	-
12	Xavier	W	60-58	RC	-	-
15	Tulane	W	88-66	RC	-	-
17	Florida St.	L	71-76	A	-	-
19	Virginia Tech	L	75-76	RC	-	-
23	Seton Hall	W	83-77	N	-	-

Metro Conference Tournament

M 1	Virginia Tech	L	74-80	N	-	-
-----	---------------	---	-------	---	---	---

F—Bobby Austin (10.2 pts/5.8 reb), David Duarte (6.1/4.9), C—Pat Cummings (24.5/11.3), G—Eddie Lee (9.9/6.9 ast), Mick Shoemaker (2.6/0.9 ast), Res—Jeff Goldsteyn (2.7/2.8), David Kennedy (9.3/3.1), Doug Schloemer (2.7/1.1).

1979-80 WON 13, LOST 15

Coach—Ed Badger

Captain—Eddie Lee

Date	Opponent	W/L	Score	Site	Rk	UC
------	----------	-----	-------	------	----	----

Babe McCarthy Tipoff Tourney						
N 30	Mississippi St.	L	72-87	N	-	-
D 1	Southern Miss	L	84-86	N	-	-
6	Augustana (S.D.)	W	78-62	RC	-	-
8	North Carolina	L	63-68	N	8	-
12	Miami (OH)	W	75-73	RC	-	-
17	Cal Poly SLO	W	82-57	RC	-	-
19	Pittsburgh	W	61-60	RC	-	-
22	Temple	W	68-64	RC	-	-

Iron Duke Classic

28	South Carolina	W	69-62	N	-	-
29	Duke	Lot	75-87	A	1	-
J 5	Dayton	W	69-68	A	-	-
7	Memphis	W	74-64	RC	-	-

16	Tulane	Wot	59-58	RC	-	-
19	Virginia Tech	L	59-61	RC	-	-
22	Saint Louis	W	71-57	RC	-	-
26	Virginia Tech	L	57-97	A	-	-
28	Tulane	L	64-69	A	-	-
F 2	Florida St.	L	52-54	RC	-	-
4	Xavier	L	69-77	RC	-	-
6	Louisville	L	73-88	A	3	-
9	Florida St.	L	74-77	A	-	-
14	Memphis	L	59-61	A	-	-
16	Louisville	L	57-61	RC	3	-
18	Loyola (Ill.)	W	75-70	RC	-	-
21	Saint Louis	L	86-92	A	-	-
26	N. Carolina A&T	W	72-64	RC	-	-

Metro Conference Tournament

28	Virginia Tech	W	65-51	N	-	-
29	Florida St.	L	2ot 69-79	N	-	-

F—Bobby Austin (14.6 pts/4.5 reb), Clinton Sutherland (3.4/4.0)/Doc Holden (2.6/3.8), C—Dwight Jones (8.8/7.5), G—Junior Johnson (2.4/0.9 ast)/David Kennedy (10.5/4.1), Eddie Lee (15.6/5.7 ast), Res—Jeff Bentley (4.2/2.9).

1980-81 WON 16, LOST 13

Coach—Ed Badger

Captain—Jeff Bentley, David Kennedy

Date	Opponent	W/L	Score	Site	Rk	UC
------	----------	-----	-------	------	----	----

D 1	Rollins	W	80-61	RC	-	-
-----	---------	---	-------	----	---	---

Fiesta Classic

5	Iowa	L	64-69	N	12	-
6	Montana St.	W	77-75	N	-	-
10	Miami (OH)	Wot	87-91	A	-	-
13	Temple	L	48-63	A	-	-
17	Bradley	W	76-64	RC	-	-
20	Holy Cross	L	58-69	RC	-	-
22	Va. Commonwealth	L	58-78	A	-	-
30	Dayton	W	80-77	RC	-	-
J 3	Illinois-Chicago	W	87-70	RC	-	-
5	Florida St.	L	77-79	RC	-	-
10	Louisville	L	68-83	RC	-	-
12	Boston Univ.	W	102-82	RC	-	-
17	Virginia Tech	W	82-77	RC	-	-
22	Duquesne	L	77-85	A	-	-
24	Saint Louis	W	66-57	A	-	-
27	Tulane	L	50-65	A	-	-
31	Memphis	L	4ot 85-99	RC	-	-
F 3	Loyola (Ill.)	W	78-76	A	-	-
7	Memphis	W	65-62	A	-	-
10	Tulane	W	91-76	RC	-	-
14	Florida St.	W	80-79	A	-	-
18	Xavier	W	79-72	RC	-	-
21	Saint Louis	W	59-50	RC	-	-
23	Louisville	L	67-81	A	-	-
28	Virginia Tech	L	92-115	A	-	-

Metro Conference Tournament

M 5	Tulane	W	67-66	N	-	-
6	Florida St.	W	58-57	N	-	-
7	Louisville	L	31-42	A	17	-

F—Bobby Austin (11.8 pts/2.6 reb), Doc Holden (7.2/8.1), C—Dwight Jones (11.3/7.6), G—Junior Johnson (6.4/2.3 ast), David Kennedy (14.6/5.6 ast), Res—Jeff Bentley (3.1/1.1), David Duarte (8.4/5.0), Doug Schloemer (2.6/0.6), Brad Waller (5.3/0.6).

1981-82 WON 15, LOST 12

Coach—Ed Badger

Captain—Bobby Austin, Dwight Jones, Doug Schloemer

Date	Opponent	W/L	Score	Site	Rk	UC
------	----------	-----	-------	------	----	----

N 28	Bellarmine	W	85-72	RC	-	-
30	Northern Ky.	W	56-42	RC	-	-

Wichita St./McDonalds Classic

D 4	Pepperdine	W	73-72	N	-	-
5	Wichita St.	L	67-87	A	4	-
12	Michigan St.	W	56-45	A	-	-
16	Duquesne	W	79-60	RC	-	-
19	Miami (OH)	W	69-62	RC	-	-
21	Bradley	W	7ot 75-73	A	-	-
28	Colorado	W	87-76	RC	-	-
J 4	Tulane	L	58-60	RC	-	-
6	Dayton	W	77-73	A	-	-
9	Cleveland St.	W	68-64	RC	-	-
12	Memphis	L	75-107	A	-	-
16	Louisville	L	58-74	A	17	-
18	Loyola (Ill.)	W	83-72	RC	-	-
23	Memphis	L	63-70	RC	-	-
27	Xavier	L	51-53	RC	-	-
30	Saint Louis	L	59-62	RC	-	-
31	Virginia Tech	L	64-76	A	-	-
F 6	Boston Univ.	Lot	50-52	A	-	-
8	Tulane	L	39-63	A	-	-
13	Louisville	L	53-67	RC	-	-
15	Virginia Tech	W	87-71	RC	-	-
20	Florida St.	W	84-83	RC	-	-
25	Saint Louis	W	76-61	A	-	-
27	Florida St.	W	73-71	A	-	-

Metro Conference Tournament

M 5	Virginia Tech	L	92-106	N	-	-
-----	---------------	---	--------	---	---	---

F—Myron Hughes (6.9 pts/4.4 reb), Dwight Jones (15.0/10.0), C—Mike Williams (10.0/7.4), G—Bobby Austin (13.3/3.1), Derrick McMillan (3.2/1.6 ast), Res—Mark Dorris (3.0/2.0), Kevin Gaffney (7.2/2.9), Junior Johnson (4.1/3.1 ast), Doug Schloemer (4.8/1.2).

1982-83 WON 11, LOST 17

Coach—Ed Badger

Captain—Kevin Gaffney, Junior Johnson, Dwight Jones

Date	Opponent	W/L	Score	Site	Rk	UC
------	----------	-----	-------	------	----	----

N 26	Illinois-Chicago	W	71-61	A	-	-
29	Bellarmine	W	81-70	RC	-	-
D 4	Miami (OH)	W	56-48	A	-	-
11	Akron	W	76-66	RC	-	-
13	Michigan St.	L	69-70	RC	-	-
15	Indiana St.	W	88-83	RC	-	-
18	Colorado	L	65-79	A	-	-
21	Marshall	Wot	88-81	RC	-	-

Milwaukee Classic

27	LaSalle	W	76-73	N	-	-
28	Marquette	L	52-69	A	-	-
J 3	Louisville	L	58-65	A	13	-
6	Tulane	L	62-65	RC	-	-
8	Loyola (Ill.)	L	78-82	A	-	-
12	Dayton	W	50-49	RC	-	-
15	Memphis	L	63-80	RC	6	-
20	Duquesne	L	63-71	A	-	-
22	Florida St.	L	78-86	A	-	-
26	Xavier	W	73-58	RC	-	-
F 2	Louisville	L	73-79	RC	12	-
5	Florida St.	W	63-48	RC	-	-
7	Stetson	W	67-59	RC	-	-
12	Virginia Tech	L	81-84	A	-	-
16	Minnesota	L	46-49	A	19	-
19	Southern Miss	L	59-69	RC	-	-
21	Tulane	L	54-68	A	-	-
28	Memphis	L	77-84	A	14	-
M 5	Virginia Tech	L	72-73	RC	-	-

1981-82 WON 15, LOST 12

Coach—Ed Badger

Captain—Bobby Austin, Dwight Jones, Doug Schloemer

Date	Opponent	W/L	Score	Site	Rk	UC
------	----------	-----	-------	------	----	----

N 28	Bellarmine	W	85-72	RC	-	-
30	Northern Ky.	W	56-42	RC	-	-

Wichita St./McDonalds Classic

D 4	Pepperdine	W	73-72	N	-	-
5	Wichita St.	L	67-87	A	4	-
12	Michigan St.	W	56-45	A	-	-
16	Duquesne	W	79-60	RC	-	-
19	Miami (OH)	W	69-62	RC	-	-
21	Bradley	W	7ot 75-73	A	-	-
28	Colorado	W	87-76	RC	-	-
J 4	Tulane	L	58-60	RC	-	-
6	Dayton	W	77-73	A	-	-
9	Cleveland St.	W	68-64	RC	-	-
12	Memphis	L	75-107	A	-	-
16	Louisville	L	58-74	A	17	-
18	Loyola (Ill.)	W	83-72	RC	-	-
23	Memphis	L	63-70	RC	-	-
27	Xavier	L	51-53	RC	-	-
30	Saint Louis	L	59-62	RC	-	-
31	Virginia Tech	L	64-76	A	-	-
F 6	Boston Univ.	Lot	50-52	A	-	-
8	Tulane	L	39-63	A	-	-
13	Louisville	L	53-67	RC	-	-
15	Virginia Tech	W	87-71	RC	-	-
20	Florida St.	W	84-83	RC	-	-
25	Saint Louis	W	76-61	A	-	-
27	Florida St.	W	73-71	A	-	-

Metro Conference Tournament

M 5	Virginia Tech	L	92-106	N	-	-
-----	---------------	---	--------	---	---	---

F—Myron Hughes (6.9 pts/4.4 reb), Dwight Jones (15.0/10.0), C—Mike Williams (10.0/7.4), G—Bobby Austin (13.3/3.1), Derrick McMillan (3.2/1.6 ast), Res—Mark Dorris (3.0/2.0), Kevin Gaffney (7.2/2.9), Junior Johnson (4.1/3.1 ast), Doug Schloemer (4.8/1.2).

1982-83 WON 11, LOST 17

Coach—Ed Badger

Captain—Kevin Gaffney, Junior Johnson, Dwight Jones

Date	Opponent	W/L	Score	Site	Rk	UC
------	----------	-----	-------	------	----	----

N 26	Illinois-Chicago	W	71-61	A	-	-
29	Bellarmine	W	81-70	RC	-	-
D 4	Miami (OH)					



YEAR-BY-YEAR RESULTS

28	Memphis	L	61-81	A	4	-
30	Xavier	L	52-55	RC	-	-
F 2	Dayton	W	83-62	RC	-	-
6	Louisville	W	69-63	A	-	-
9	Virginia Tech	L	69-82	A	-	-
13	Memphis	L	55-68	RC	5	-
16	Southern Miss	W	66-65	RC	-	-
21	South Carolina	L	60-79	A	-	-
27	Florida St.	L	60-86	A	-	-
M 2	Virginia Tech	W	70-61	RC	-	-
Metro Conference Tournament						
7	Tulane	W	58-44	N	-	-
8	Florida State	L	65-75	N	-	-
National Invitational Tournament						
14	Kent	W	77-61	RC	-	-
19	Marquette	L	54-56	RC	-	-
F—Kenneth Henry (7.5 pts/4.6 reb), Myron Hughes (10.6/8.1), C—Brian Helm (6.5/5.4), G—Roger McClendon (12.4/3.7), Derrick McMillan (11.7/3.8 ast), Res—Joe Stiffend (5.2/3.0), Tony Wilson (3.7/1.3).						

1985-86 WON 12, LOST 16

Coach—Tony Yates						
Captain—Myron Hughes						
Date	Opponent	W/L	Score	Site	Rk	UC
N23	USF	W	51-47	RC	-	-
27	Western Ky.	L	58-69	A	-	-
D 3	Kentucky	L	54-84	A	9	-
6	Northern Kentucky	W	75-56	RC	-	-
14	Eastern Kentucky	W	68-65	A	-	-
17	UAB	L	53-69	A	14	-
21	Denver	W	66-48	RC	-	-
23	Miami (OH)	L	62-63	RC	-	-
All-College Tournament						
27	Oklahoma	L	65-78	N	-	-
28	Oklahoma St.	L	58-62	N	8	-
J 2	South Carolina	L	56-63	A	-	-
6	Southern Miss	W	76-63	RC	-	-
11	Florida St.	L	73-76	A	-	-
15	Memphis	L	71-89	RC	6	-
18	Virginia Tech	W	107-104	RC	16	-
20	Louisville	W	84-82	A	18	-
23	Xavier	L	76-80	A	-	-
25	Dayton	W	82-77	RC	-	-
F 1	Indiana State	W	60-57	RC	-	-
3	Memphis	L	55-74	A	2	-
13	Louisville	L	58-74	RC	19	-
15	Florida St.	W	78-72	RC	-	-
17	South Carolina	W	83-65	RC	-	-
20	Loyola (Ill.)	Lot	72-74	A	-	-
24	Southern Miss	L	62-72	A	-	-
M 1	Virginia Tech	L	71-83	A	19	-
Metro Conference Tournament						
7	Southern Miss	W	75-74	N	-	-
8	Louisville	L	65-86	A	11	-
F—Kenneth Henry (11.1 pts/6.0 reb), Myron Hughes (12.1/7.2), C—Cedric Glover (3.9/3.4), G—Roger McClendon (16.5/3.6), Tony Wilson (5.7/3.4 ast), Res—Brian Helm (6.8/5.7), Romell Shorter (3.4/1.7 ast), Joe Stiffend (6.7/3.0).						

1986-87 WON 12, LOST 16

Coach—Tony Yates						
Captain—Cedric Glover, Roger McClendon, Don Ruehl, Joe Stiffend						
Date	Opponent	W/L	Score	Site	Rk	UC
N29	Northern Kentucky	W	70-64	RC	-	-
D 1	Regis	W	84-53	RC	-	-
3	Northern Illinois	W	72-69	A	-	-
6	Miami (OH)	L	62-68	A	-	-
15	Stetson	L	56-60	A	-	-
17	USF	L	47-62	A	-	-
20	Evansville	W	76-62	RC	-	-
22	Loyola (Ill.)	L	76-84	RC	-	-
29	Indiana St.	W	70-60	A	-	-
31	Coastal Carolina	W	81-62	RC	-	-
J 5	Southern Miss	L	51-73	RC	-	-
10	Memphis	L	63-83	A	-	-
12	Virginia Tech	W	78-72	RC	-	-
14	Morehead (Ky.)	W	72-69	RC	-	-
17	Florida St.	W	69-67	RC	-	-
22	Louisville	L	69-81	A	-	-
26	South Carolina	L	66-69	A	-	-
29	Xavier	W	75-73	RC	-	-
31	Dayton	L	64-67	A	-	-
F 2	Florida St.	L	75-77	A	-	-
7	Virginia Tech	L	73-79	A	-	-
11	Saint Louis	W	65-64	RC	-	-
14	Tennessee St.	L	56-67	RC	-	-
16	Memphis	W	76-73	RC	-	-
19	Southern Miss	L	64-76	A	-	-
25	Louisville	L	69-81	RC	-	-
28	South Carolina	L	63-65	RC	-	-
Metro Conference Tournament						
M 6	Memphis	L	58-87	N	-	-
F—Steve Jackson (13.0 pts/6.2 reb), Joe Stiffend (11.1/7.0), C—Anthony May (7.8/5.8), G—Roger McClendon (19.9/4.0), Calvin Phiffer (5.5/1.9 ast)/Romell Shorter (5.0/3.6 ast), Res—Jeff Flynn (2.9/2.2), Lamont Hamilton (2.1/1.2), Don Ruehl (1.9/1.3 ast).						

1987-88 WON 11, LOST 17

Coach—Tony Yates						
Captain—Cedric Glover, Roger McClendon, Calvin Phiffer, Don Ruehl						
Date	Opponent	W/L	Score	Site	Rk	UC
N29	Northern Kentucky	W	76-65	CG	-	-
D 1	Kentucky	L	77-101	A	2	-
3	Morehead (Ky.)	W	68-67	A	-	-
5	Miami (OH)	W	84-82	CG	-	-
19	Loyola (Ill.)	L	73-76	A	-	-
22	Metropolitan St.	W	72-62	CG	-	-
30	Wyoming	L	73-100	N	5	-
J 4	Southern Miss	W	103-94	CG	-	-
6	Evansville	L	75-82	A	-	-
12	Xavier	L	80-98	A	-	-
14	Virginia Tech	L	97-102	CG	-	-
20	Louisville	Lot	89-91	CG	-	-
23	Florida St.	L	71-74	CG	-	-
25	Memphis	Lot	70-75	A	-	-
28	Oral Roberts	W	98-77	CG	-	-
30	Dayton	Wot	76-74	CG	-	-
F 1	Northern Illinois	W	81-60	CG	-	-
6	Florida St.	L	68-101	A	-	-
10	Saint Louis	L	73-80	A	-	-
13	Virginia Tech	L	111-115	A	-	-
15	Louisville	L	78-90	A	-	-
18	South Carolina	W	86-60	CG	-	-
23	Memphis	W	106-90	CG	-	-

25	USF	L	73-76	CG	-	-
27	Tennessee St.	W	75-74	A	-	-
M 2	Southern Miss	L	85-104	A	-	-
5	South Carolina	Lot	76-78	A	-	-
Metro Conference Tournament						
11	Florida St.	L	74-84	N	-	-
F—Louis Banks (8.3 pts/5.9 reb), Steve Jackson (12.8/4.4), C—Cedric Glover (18.9/8.3), G—Elcardo Givens (4.0/3.3 ast), Roger McClendon (14.5/3.6), Res—Ronnie Ellison (5.6/2.3 ast), Levertis Robinson (8.7/3.9), Romell Shorter (3.1/1.7 ast), Keith Starks (4.7/4.4).						

1988-89 WON 15, LOST 12

Coach—Tony Yates						
Captain—Cedric Glover						
Date	Opponent	W/L	Score	Site	Rk	UC
N27	Northern Kentucky	W	75-63	CG	-	-
D 2	Morehead (Ky.)	W	67-64	CG	-	-
11	USF	L	65-82	A	-	-
17	Miami (OH)	L	62-70	A	-	-
19	Bethune-Cookman	W	49-43	CG	-	-
22	UNC Wilmington	W	72-63	CG	-	-
28	MO-Kansas City	L	58-63	CG	-	-
31	S. Carolina St.	W	108-84	CG	-	-
J 7	Memphis	W	89-79	CG	-	-
9	Southern Miss	Lot	84-85	CG	-	-
14	South Carolina	L	69-73	A	-	-
16	Arkansas St.	W	68-66	CG	-	-
18	Tennessee St.	W	81-68	CG	-	-
21	Florida St.	L	80-95	A	14	-
26	Oral Roberts	W	75-66	A	-	-
28	Dayton	L	80-86	A	-	-
F 1	Xavier	W	86-76	CG	-	-
4	Florida St.	L	65-66	CG	8	-
8	Louisville	L	66-69	CG	4	-
11	Southern Miss	W	82-70	A	-	-
13	Evansville	L	69-83	CG	-	-
15	Memphis	L	71-81	A	-	-
18	Virginia Tech	W	90-79	A	-	-
22	Brooklyn	W	86-72	CG	-	-
25	Virginia Tech	W	98-84	CG	-	-
M 1	Louisville	W	77-71	A	14	-
4	South Carolina	L	68-69	CG	-	-
F—Louis Banks (13.0 pts/5.8 reb), Keith Starks (7.8/5.7), C—Cedric Glover (14.5/8.5), G—Elcardo Givens (7.9/5.0 ast), Andre Tate (11.4/3.2), Res—Vic Garstaphen (3.8/1.5 ast), Steve Jackson (9.6/4.1), Levertis Robinson (10.6/6.6).						

1989-90 WON 20, LOST 14

Coach—Bob Huggins						
Captain—Louis Banks, Levertis Robinson, Keith Starks, Andre Tate						
Date	Opponent	W/L	Score	Site	Rk	UC
N25	Minnesota	W	66-64	SC	20	-
29	UNC Wilmington	W	66-55	A	-	-
D 2	Miami (OH)	L	59-63	SC	-	-
16	Dayton	W	90-88	SC	-	-
18	Southern	W	83-72	SC	-	-
University of Kentucky Invitational						
22	La.-Lafayette	L	88-89	N	-	-
23	Portland	W	75-53	N	-	-
Rainbow Classic						
28	Creighton	W	60-58	N	-	-
29	Duke	L	83-95	N	13	-
30	Rutgers	W	79-71	N	-	-
J 4	Louisville	W	71-66	A	8	-
6	Coastal Carolina	L	72-73	SC	-	-

8	Toledo	L	72-84	A	-	-
11	Florida St.	W	82-62	SC	-	-
13	South Carolina	L	53-59	A	-	-
18	Morehead (Ky.)	W	68-61	SC	-	-
20	Virginia Tech	W	62-59	A	-	-
22	Arkansas St.	L	65-66	A	-	-
25	Tulane	W	73-64	SC	-	-
27	Southern Miss	L	76-83	SC	-	-
31	Xavier	Lot	88-90	A	25	-
F 3	Memphis	L	64-82	A	-	-
5	Alcorn St.	W	89-52	SC	-	-
8	Florida St.	W	72-69	A	-	-
10	South Carolina	W	76-51	SC	-	-
15	Memphis	W	82-76	SC	-	-
17	Virginia Tech	W	94-80	SC	-	-
22	Southern Miss	L	63-70	A	-	-
24	Tulane	W	66-58	A	-	-
M 1	Louisville	L	71-86	SC	21	-
Metro Conference Tournament						
8	Florida St.	Wot	65-64	N	-	-
9	Southern Miss	L	63-75	N	-	-
National Invitational Tournament						
16	Bowling Green	W	75-60	SC	-	-
20	DePaul	L	59-61	A	-	-
F—Louis Banks (17.9 pts/6.9 reb), Levertis Robinson (13.4/7.8), C—Keith Starks (11.0/5.9), G—Steve Sanders (7.0/2.5), Andre Tate (17.1/3.8), Res—Tarrance Gibson (1.2/1.1 ast), Brady Hughes (2.0/1.3), B.J. Ward (1.6/1.7).						

1990-91 WON 18, LOST 12

Coach—Bob Huggins						
Captain—Louis Banks, Levertis Robinson, Keith Starks						
Date	Opponent	W/L	Score	Site	Rk	UC
Delta Air Lines Bearcat Classic						
N23	Sam Houston St.	W	94-65	SC	-	-
24	Kent	W	89-62	SC	-	-
28	Kentucky	L	71-75	SC	-	-
D 1	Miami (OH)	L	64-72	A	-	-
8	UNC Asheville	W	95-51	SC	-	-
13	Michigan St.	L	63-65	SC	-	-
15	Evansville	W	58-48	A	-	-
17	St. Francis (Pa.)	W	79-68	SC	-	-
20	Minnesota	W	72-64	A	-	-
22	E. Tennessee St.	L	79-90	SC	21	-
29	Dayton	W	75-71	A	-	-
J 3	Louisville	W	72-64	SC	-	-
10	Florida St.	L	67-72	A	-	-
12	South Carolina	L	69-85	A	-	-
19	Virginia Tech	W	77-61	SC	-	-
24	Tulane	W	60-56	A	-	-
26	Southern Miss	W	76-69	A	15	-
30	Xavier	W	69-56	SC	-	-
F 2	Memphis	W	73-59	SC	-	-
7	Florida St.	W	76-67	SC	-	-
9	South Carolina	W	68-59	SC	-	-
14	Memphis	L	63-70	A	-	-
16	Virginia Tech	Lot	81-85	A	-	-
20	Southern Miss	W	86-72	SC	11	-
23	Tulane	L	59-70	SC	-	-
25	Valparaiso	W	90-47	SC	-	-
28	Louisville	L	61-68	A	-	-
Metro Conference Tournament						
M 7	Virginia Tech	L	69-75	N	-	-
National Invitational Tournament						
13	Ball St.	W	82-55	SC	-	-
18	Oklahoma	Lot	81-89	A	-	-
F—Herb Jones (16.1 pts/7.8 reb), Levertis Robinson						



(13.9/6.1), C—Keith Starks (9.4/5.3), G—Louis Banks (15.5/5.5), Allen Jackson (10.0/3.5), Res—Curtis Bostic (2.2/1.8), Tarrance Gibson (3.6/2.2), Jeff Scott (2.9/2.4).

1991-92 WON 29, LOST 5

NCAA Final Four

Great Midwest Season Co-Champions

Great Midwest Tourney Champions

Coach—Bob Huggins
Captain—Anthony Buford, Herb Jones, Mike Reicheneker

Date Opponent W/L Score Site Rk UC
Delta Air Lines Bearcat Classic

N22 Austin Peay W 108-77 SC - -
23 American W 72-69 SC - -
25 Fairleigh Dickinson W 75-58 SC - -
30 Miami (OH) W 82-62 SC - -

D 3 Cleveland St. W 91-56 SC - -
6 East Carolina W 105-69 SC - -
16 MOH-Kansas City W 65-61 A - -
21 Michigan St. L 89-90 A 12 -

31 USF W 80-60 SC - -
J 4 Indiana L 60-81 SC 10 -
6 Middle Tenn. W 79-70 SC - -
8 Tennessee W 62-51 A - -

11 Saint Louis W 79-66 SC - -
15 DePaul L 66-75 A - -
18 Memphis W 75-66 SC - -
22 Eastern Kentucky W 81-41 SC - -

25 UAB W 76-52 SC - -
29 Xavier W 93-75 A - -
F 1 Marquette W 71-57 A - -
5 Dayton W 77-48 SC - -

12 Brooklyn W 108-54 SC - 24
15 Saint Louis W 89-60 A - 24
20 DePaul L 69-71 SC - 19

22 South Alabama W 104-78 A - 19
27 Marquette W 70-59 SC - 19
29 UAB W 63-58 A - 19

M 7 Memphis W 69-59 A - 14
Great Midwest Tournament
13 Marquette W 62-49 N - 12

14 Memphis W 75-63 N - 12
NCAA Midwest Regional
20 Delaware W 85-47 N - 12

22 Michigan St. W 77-65 N 14 12
NCAA Midwest Regional Finals
27 Texas-El Paso W 69-67 N - 12

29 Memphis W 88-57 N - 12
NCAA Final Four
A 4 Michigan L 72-76 N 15 12

F—Herb Jones (18.8 pts/7.1 reb), Terry Nelson (3.8/2.4), C—Corie Blount (8.2/6.3), G—Anthony Buford (15.3/2.8), Nick Van Exel (12.3/2.9 ast), Res—Tarrance Gibson (4.7/2.3), Allen Jackson (5.6/2.4 ast), Erik Martin (6.3/4.0), Jeff Scott (3.9/2.8).

1992-93 WON 27, LOST 5

Great Midwest Season Champions

Great Midwest Tourney Champions

Coach—Bob Huggins
Captains—Tarrance Gibson, Terry Nelson

Date Opponent W/L Score Site Rk UC
D 1 Tex-Southern W 87-44 SC - 22

Delta Air Lines Bearcat Classic
11 SE Missouri St. W 83-58 SC - 19
12 Ga. Southern W 91-57 SC - 19

J 2 South Alabama W 87-49 SC - 21
4 Tennessee W 79-58 SC - 16
7 Massachusetts W 64-53 A 22 16

9 Saint Louis W 80-65 A - 16
13 Cleveland St. W 72-63 A - 11
16 DePaul W 70-64 A - 11

19 Chicago St. W 103-43 SC - 9
23 UAB W 40-38 SC - 9
27 Xavier W 78-67 SC - 6

30 DePaul W 80-54 SC - 6
F 1 Miami (OH) Wot 74-68 A - 4
3 Austin Peay W 98-61 SC - 4

6 Memphis L 66-68 A - 4
10 Marquette W 55-53 SC 15 8
13 Saint Louis W 64-39 SC - 8

17 USF W 72-50 A - 8
7-Up Shoot-out
21 Arizona L 60-70 N 4 8

25 Marquette W 66-57 A 20 10
27 UAB L 60-67 A - 10
M 6 Memphis W 78-55 SC - 12

Great Midwest Tournament
12 DePaul W 78-69 N - 11
13 Memphis W 77-72 A - 11

NCAA East Regional
19 Coppin St. W 93-66 N - 7
21 New Mexico St. W 92-55 N 24 7

NCAA East Regional Finals
26 Virginia W 71-54 N - 7
28 North Carolina Lot 68-75 N 4 7

F—Erik Martin (13.5 pts/6.7 reb), Terry Nelson (3.4/4.0), C—Corie Blount (11.3/8.1), G—Nick Van Exel (18.3/4.5 ast), Allen Jackson (7.0/2.8), Res—Curtis Bostic (8.9/3.7), Tarrance Gibson (6.3/3.1).

1993-94 WON 22, LOST 10

Great Midwest Tourney Champions

Coach—Bob Huggins
Captains—Curtis Bostic, Keith Gregor

Date Opponent W/L Score Site Rk UC
Preseason NIT
N17 Butler W 90-72 SC - 19

19 North Carolina L 63-90 A 1 19
29 Wyoming W 73-49 SC - 23
D 1 Tennessee St. W 79-70 SC - 23

3 Washington W 88-72 SC - 23
Delta Air Lines Classic
10 Cleveland St. W 92-70 SC - 20

11 Rutgers W 75-61 SC - 20
16 Temple L 72-88 A 4 17
18 Youngstown St. W 95-55 SC - 17

22 Miami (OH) W 78-75 SC - 20
28 Robert Morris W 84-59 SC - 18
31 Austin Peay W 85-75 A - 18

J 5 Chicago St. W 103-49 SC - 17
9 UAB L 65-67 SC - 17
15 Dayton W 79-63 A - 21

Great Midwest Tournament

10 DePaul W 95-86 SC - -
11 Marquette W 72-63 SC 19 -
12 Memphis W 68-47 SC - -

NCAA West Regional
17 Wisconsin L 72-80 N - 25
F—Curtis Bostic (8.8 pts/5.3 reb), Dontonio Wingfield (16.0/9.0), C—Mike Harris (5.3/5.3), G—LaZelle Durden (17.8/2.9), Damon Flint (12.6/3.8), Res—Damell Burton (9.1/2.8), Keith Gregor (6.1/3.7), John Jacobs (4.7/3.4).

1994-95 WON 23, LOST 11

Great Midwest Tourney Champions

Coach—Bob Huggins
Captains—Curtis Bostic, LaZelle Durden, Keith Gregor

Date Opponent W/L Score Site Rk UC
N26 Austin Peay W 108-73 SC - 12
28 Rutgers W 72-61 A - 10

Tournament of Champions
D 2 Temple W 60-41 N - 10
3 North Carolina L 76-86 N 2 10

Delta Air Lines Classic
9 Canisius L 69-72 SC - 13
10 Tenn-Martin W 110-56 SC - 13

13 Minnesota Wot 91-88 A 12 17
17 Wyoming W 81-80 A - 17
19 Cal St.-Northridge W 116-54 SC - 13

21 California W 76-89^ SC 24 13
^California forfeited win due to NCAA sanctions
Rainbow Classic

28 Georgia Tech W 69-66 N 17 20
29 Arkansas L 75-84 N 3 20
30 Hawaii L 66-75 A - 20

J 6 DePaul W 67-64 A - -
9 Xavier W 87-80 SC - -
12 Marquette W 91-64 A - -

14 Tulane W 86-72 SC - -
19 Saint Louis W 84-73 SC - 23
21 DePaul W 92-82 SC - 23

26 Dayton W 81-60 A - 19
28 Saint Louis L 68-75 A - 19
F 3 Memphis Lot 69-74 A - 23

5 Marquette L 52-59 SC - 23
12 Dayton W 116-63 SC - -
16 Morehead (Ky.) W 91-59 SC - -

7-Up Shoot-out
19 Maryland L 72-74 N 7 -
26 UAB L 63-64 A - -

M 2 Memphis L 73-83 SC - -
4 UAB W 85-61 SC - -
Great Midwest Tournament

9 DePaul Wot 96-95 N - -
10 Memphis W 77-64 N - -
11 Saint Louis W 67-65 N - -

NCAA West Regional
16 Temple W 77-71 N - -
18 Connecticut L 91-96 N 8 -

F—Curtis Bostic (5.6 pts/5.0 reb), Danny Fortson (15.1/7.6), C—Art Long (12.2/8.3), G—LaZelle Durden (17.9/2.7), Keith LeGree (6.6/4.5 ast), Res—Damell Burton (11.9/2.9), Damon Flint (7.0/2.2), Keith Gregor (2.3/1.7), John Jacobs (2.5/2.7).

1995-96 WON 28, LOST 5

Conference USA Season Champions

Conference USA Tourney Champions

Coach—Bob Huggins
Captain—Keith Gregor

Date Opponent W/L Score Site Rk UC
N29 Wyoming W 101-51 SC - 21
Delta Air Lines Classic

D 7 UNC Wilmington W 82-47 SC - 17
8 Wagner W 100-64 SC - 17
9 Arkansas W 82-67 A - 17

13 Minnesota W 84-50 SC - 12
Gatorade Rock-N-Roll Shootout
16 Temple W 70-49 N - 12

20 California W 77-70 A 24 9
30 McNeese St. W 103-69 SC - 5
J 6 USF W 71-69 A - 5

11 Southern Miss W 75-70 A - 4
13 Marquette W 91-70 SC - 4
17 Xavier W 99-90 A - 3

21 UAB L 68-70 A - 3
25 DePaul W 71-61 SC - 5
28 Southern Cal W 85-53 SC - 5

31 Charlotte W 78-64 SC - 5
F 2 Illinois State W 91-57 SC - 5
4 USF W 79-60 SC - 5

7 Saint Louis W 81-49 SC - 5
7-Up Shoot-out
11 Arizona W 76-79 N 13 5

17 DePaul W 87-60 A - 6
19 Saint Louis W 69-64 A - 6
22 Louisville L 66-72 SC 21 6

25 Tulane W 65-63 A - 6
29 Memphis W 71-66 SC 14 7
M 2 Marquette L 72-74 A - 7

Conference USA Tournament
7 Saint Louis Wot 62-59 N - 8
8 Louisville W 92-81 N 22 8

9 Marquette Wot 85-84 N 21 8
NCAA Southeast Regional
15 UNC Greensboro W 66-61 N - 7

17 Temple W 78-65 N - 7
NCAA Southeast Regional Finals
22 Georgia Tech W 87-70 N 13 7

24 Mississippi St. L 63-73 N 19 7
F—Keith Gregor (4.5 pts/2.4 reb), Danny Fortson (20.1/9.6), C—Art Long (9.0/7.8), G—Damon Flint (12.8/3.5 ast), Keith LeGree (8.2/5.7 ast), Res—Damell Burton (14.0/2.6), Jackson Julson (3.4/1.5), Rodrig Monroe (3.2/2.9), Melvin Levett (2.4/0.7), Terrence Davis (2.0/0.7), Bobby Brannen (1.8/2.7).

1996-97 WON 26, LOST 8

Conference USA Season Champions

Coach—Bob Huggins
Captains—Damell Burton, Damon Flint, Danny Fortson

Date Opponent W/L Score Site Rk UC
N23 Western Carolina W 99-72 SC - 1
26 Xavier L 69-71 SC - 1

30 Rutgers W 105-65 SC - 1
Great Eight
D 4 Kansas L 65-72 N 1 4



YEAR-BY-YEAR RESULTS

10	Miami (OH)	W	91-61	SC	-	6
A-10/C-USA Challenge						
16	Temple	L	55-70	N	-	4
18	Arkansas	W	92-57	SC	-	4
21	Charlotte	W	77-67	A	-	9
26	Southern Cal	W	100-81	A	-	9
30	Louisville	L	70-81	A	9	8
F 1	DePaul	W	90-53	SC	-	8
6	Tulane	W	65-64	SC	21	12
8	Marquette	W	91-70	SC	-	12
10	Washington	W	82-69	A	-	12
13	Saint Louis	W	69-56	SC	-	8
15	South Carolina	L	83-97	SC	12	8
18	Houston	W	97-64	SC	-	11
20	USF	W	76-56	A	-	11
22	DePaul	W	83-54	A	-	11
25	Southern Miss	W	63-49	SC	-	9
27	Marquette	W	80-74	A	-	9
M 1	Memphis	L	63-75	A	-	9
Conference USA Tournament						
6	Saint Louis	W	71-43	A	-	10
7	Marquette	L	79-91	N	-	10
NCAA Midwest Regional						
13	Butler	W	86-69	N	-	10
15	Iowa State	L	66-67	N	18	10
F—Danny Fortson (21.3 pts/9.1 reb), Ruben Patterson (13.7/5.6), C—Jackson Julson (2.3/1.5), G—Damon Flint (8.9/4.0 ast), Charles Williams (3.0/3.0 ast), Res—Damell Burton (13.8/3.0), Bobby Brannen (5.0/5.1), Rodrick Monroe (4.6/2.5), D'Juan Baker (4.2/1.1), Melvin Levett (4.2/1.9), Kenyon Martin (2.8/3.4), Terrence Davis (2.4/1.6 ast).						

1997-98 WON 27, LOST 6

Conference USA Season Champions Conference USA Tourney Champions

Coach—Bob Huggins						
Captains—D'Juan Baker, Bobby Brannen						
Date	Opponent	W/L	Score	Site	Rk	UC
Chase Preseason NIT						
N19	Detroit	W	76-66	SC	-	-
21	Arizona State	L	79-87	SC	-	-
30	Morehead St.	W	87-57	SC	-	-
D 3	Alcorn State	W	90-76	SC	-	-
6	Wright State	W	85-60	SC	-	-
13	Xavier	L	68-88	A	10	-
17	Minnesota	W	81-71	SC	-	-
20	Eastern Kentucky	W	106-54	SC	-	-
Gatorade Rock-N-Roll Shootout						
27	Massachusetts	W	74-66	N	-	-
30	Winthrop	W	79-36	SC	-	-
J 4	Houston	W	81-68	A	-	-
8	Memphis	W	61-54	SC	-	-
11	Marquette	W	68-51	SC	20	-
15	Southern Miss	W	77-61	SC	-	-
18	Louisville	W	71-57	A	-	-
20	Tulane	W	60-50	A	-	21
22	Marquette	Lot	63-66	A	-	21
25	Rhode Island	W	88-82	SC	22	21
29	Louisville	W	67-61	SC	-	18
F 1	South Carolina	L	65-67	A	13	18
5	DePaul	W	109-73	A	-	20
7	Charlotte	L	62-69	A	-	20
12	Saint Louis	W	70-43	A	-	19
14	USF	W	72-55	SC	-	19
19	UAB	W	93-76	A	-	17
21	DePaul	W	75-38	SC	-	17
26	Charlotte	W	68-67	SC	-	17
28	Saint Louis	W	61-58	SC	-	17

Conference USA Tournament

M 5	Louisville	W	64-50	SC	-	14
6	UAB	W	100-85	SC	-	14
7	Charlotte	W	71-57	SC	-	14
NCAA West Regional						
12	Northern Arizona	W	65-62	N	-	9
14	West Virginia	L	74-75	N	-	9
F—Ruben Patterson (16.5 pts/6.3 reb), Bobby Brannen (14.3/8.1), C—Kenyon Martin (9.9/8.9), G—D'Juan Baker (13.4/2.6), Michael Horton (6.0/4.8 ast), Res—Melvin Levett (14.1/4.7), Shawn Myrick (4.5/2.1), Ryan Fletcher (3.4/3.0).						

1998-99 WON 27, LOST 6

Conference USA Season Champions

Coach—Bob Huggins						
Captains—Melvin Levett, Kenyon Martin						
Date	Opponent	W/L	Score	Site	Rk	UC
N19	Rhode Island	W	70-53	A	25	17
Great Alaska Shootout						
25	Southern Utah	W	76-63	N	-	15
27	Iowa State	W	60-52	N	-	15
28	Duke	W	77-75	N	1	15
D 5	Oakland	W	106-78	SC	-	6
12	La.-Lafayette	W	91-65	SC	-	4
14	Nicholls State	W	82-48	SC	-	4
16	Minnesota	Wot	62-61	A	17	4
Las Vegas Shootout						
19	UNLV	W	86-73	A	-	4
22	Houston	W	115-78	SC	-	4
Gatorade Rock-N-Roll Shootout						
27	Dayton	W	53-51	N	-	4
30	UNC Wilmington	W	81-52	SC	-	3
J 4	Marquette	W	75-56	SC	-	3
6	DePaul	W	87-64	SC	-	3
9	Southern Miss	W	54-52	A	-	3
14	Charlotte	L	60-62	A	-	3
16	Oklahoma	W	72-59	SC	-	3
21	Louisville	W	81-55	A	24	5
23	Saint Louis	W	55-44	SC	-	5
28	Xavier	W	87-77	SC	-	5
30	UAB	W	73-60	SC	-	5
F 3	Tulane	W	82-63	SC	-	3
6	DePaul	Lot	60-61	A	-	3
10	Marquette	L	58-62	A	-	4
14	Saint Louis	L	57-69	A	-	4
17	Charlotte	W	82-69	SC	-	9
21	Louisville	W	91-78	SC	-	9
25	USF	W	64-53	A	-	9
27	Memphis	W	89-64	A	-	9

Conference USA Tournament

M 4	USF	W	76-56	N	-	7
5	Charlotte	L	52-55	N	-	7
NCAA East Regional						
12	George Mason	W	72-48	N	-	7
14	Temple	L	54-64	N	-	7
F—Pete Mickeal (14.9 pts/7.2 reb), Jermaine Tate (4.3/4.7), C—Kenyon Martin (10.1/6.9), G—Melvin Levett (14.2/3.5), Steve Logan (8.9/2.2 ast), Res—Ryan Fletcher (6.7/5.4), Alvin Mitchell (4.5/1.5 ast), Michael Horton (3.6/3.5 ast).						

1999-00 WON 29, LOST 4

Conference USA Season Champions

Coach—Bob Huggins						
Captains—Kenyon Martin, Pete Mickeal						
Date	Opponent	W/L	Score	Site	Rk	UC
N20	Youngstown St.	W	94-76	A	-	1
Big Island Invitational						
26	Cleveland State	W	91-56	N	-	1
27	Santa Clara	W	88-67	N	-	1
28	Iowa State	W	75-60	N	-	1
Gatorade Rock-N-Roll Shootout						
D 4	Gonzaga	W	75-68	N	25	1
Great Eight						
8	North Carolina	W	77-68	A	7	1
11	Miss. Valley St.	W	74-48	SC	-	1
16	Saint Louis	W	79-64	A	-	1
18	Xavier	L	64-66	A	-	1
22	Oklahoma	W	72-57	A	21	4
27	Wis.-Milwaukee	W	93-60	SC	-	4
30	Boise State	W	78-46	A	-	3
J 2	UNLV	W	106-66	SC	-	3
5	Charlotte	W	81-54	SC	-	3
8	Marquette	W	67-48	SC	-	3
12	Tulane	W	72-59	A	-	1
14	Ohio	W	73-59	SC	-	1
19	Memphis	W	75-55	SC	-	1
23	Marquette	W	72-60	A	-	1
27	Louisville	W	75-65	A	-	1
29	USF	W	89-72	SC	-	1
F 3	Charlotte	W	70-62	A	-	1
5	UAB	W	93-80	A	-	1
13	DePaul	W	87-64	SC	-	1
17	Houston	W	77-65	A	-	1
20	Temple	L	69-77	SC	15	1
23	Southern Miss	W	95-69	SC	-	3
27	Louisville	W	68-59	SC	-	3
M 2	DePaul	W	64-62	A	-	2
4	Saint Louis	W	84-41	SC	-	2
Conference USA Tournament						
9	Saint Louis	L	58-68	N	-	1
NCAA South Regional						
17	UNC Wilmington	W	64-47	N	-	7
19	Tulsa	L	61-69	N	18	7
F—Pete Mickeal (13.5 pts/6.3 reb), Jermaine Tate (4.6/4.6), C—Kenyon Martin (18.9/9.7), G—DerMarr Johnson (12.6/3.8), Kenny Satterfield (9.2/5.4 ast), Res—Ryan Fletcher (7.1/4.3), Steve Logan (9.8/3.5 ast).						

2000-01 WON 25, LOST 10

Conference USA Season Champions

Coach—Bob Huggins						
Captains—Steve Logan, Kenny Satterfield						
Date	Opponent	W/L	Score	Site	Rk	UC
N18	Boise State	W	73-61	SC	-	17
21	Marshall	W	79-75	SC	-	16
John Wooden Tradition						
25	Notre Dame	L	51-69	N	14	16
29	Dayton	W	82-75	A	24	22
D11	Oakland	W	97-58	SC	-	18
14	Xavier	L	67-69	SC	-	17
Las Vegas Showdown						
16	UNLV	W	90-72	A	-	17
Puerto Rico Holiday Classic						
20	Youngstown St.	W	74-65	N	-	22
21	Clemson	W	88-80	N	-	22
22	Alabama	Wot	77-74	N	17	22
28	UNC Wilmington	W	65-55	SC	-	19
Gatorade Rock-N-Roll Shootout						

30	Toledo	L	66-69	N	-	19
J 6	Charlotte	W	76-66	SC	-	25
10	Marquette	L	44-47	A	-	-
13	Louisville	W	72-52	A	-	-
17	UAB	W	90-83	SC	-	-
20	Saint Louis	Lot	62-71	A	-	-
24	Louisville	L	54-63	SC	-	-
27	Wake Forest	Wot	78-72	SC	8	-
29	Tulane	W	105-57	SC	-	-
F 1	Charlotte	L	58-60	A	-	-
3	DePaul	W	91-70	SC	-	-
10	Southern Miss	W	64-52	A	-	-
15	Memphis	W	66-65	A	-	-
18	Marquette	Lot	63-66	SC	-	-
21	Saint Louis	W	68-61	SC	-	-
24	Houston	W	85-50	SC	-	-
M 1	USF	W	77-66	A	-	-
3	DePaul	W	75-62	A	-	-
Conference USA Tournament						
8	UAB	W	73-70	N	-	-
9	Memphis	W	89-79	N	-	-
10	Charlotte	L	72-80	N	-	-
NCAA West Regional						
15	Brigham Young	W	84-59	N	-	-
17	Kent State	W	66-43	N	-	-
NCAA West Regional Finals						
22	Stanford	L	65-78	N	2	-
F—Immanuel McElroy (7.0 pts/3.3 reb), Jamaal Davis (6.7/4.2), C—B.J. Grove (4.2/3.8), G—Steve Logan (17.6/2.3 ast), Kenny Satterfield (14.4/5.1 ast), Res—Leonard Stokes (10.1/3.9), Donald Little (6.0/5.6), Antwan Jones (5.3/2.4), Field Williams (3.1/0.6).						

2001-02 WON 31, LOST 4

Conference USA Season Champions Conference USA Tourney Champions

Coach—Bob Huggins						
Captains—Steve Logan, Immanuel McElroy						
Date	Opponent	W/L	Score	Site	Rk	UC
N16	Oklahoma St.	L	62-69	A	18	-
20	Wright State	W	83-54	SC	-	-
24	UNLV	W	74-61	SC	-	-
28	Dayton	W	77-55	SC	-	-
D 1	Duquesne	W	74-41	SC	-	-
8	Coppin State	W	90-39	SC	-	-
10	Toledo	W	68-55	SC	-	-
14	Xavier	W	75-55	A	-	-
Las Vegas Classic						
17	Richmond	W	77-46	SC	-	25
20	La.-Monroe	W	102-66	N	-	25
21	Mississippi St.	W	90-56	N	-	25
22	Purdue	W	79-62	N	-	25
Gatorade Rock-N-Roll Shootout						
29	Akron	W	73-57	N	-	17
J 5	East Carolina	W	72-62	A	-	13
8	Charlotte	W	71-58	SC	-	10
12	Houston	W	83-62	A	-	10
16	DePaul	W	89-72	SC	-	7
19	Louisville	W	77-50	SC	-	7
22	Saint Louis	W	54-50	A	-	4
26	USF	W	78-68	A	-	4
29	East Carolina	W	75-48	SC	-	4
F 2	Marquette	L	60-74	A	-	4
6	Charlotte	W	85-66	A	-	6
9	Wake Forest	W	103-94	A	19	6
12	Saint Louis	W	67-53	SC	-	5
15	Southern Miss	W	89-37	SC	-	5
19	DePaul	W	79-62	A	-	4



22	Marquette	W	63-62	SC	9	4
27	Louisville	L	71-74	A	-	4
M 3	Memphis	Wot	80-75	SC	-	4
Conference USA Tournament						
7	USF	W	79-57	RC	-	5
8	Charlotte	W	71-55	RC	-	5
9	Marquette	W	77-63	RC	13	5
NCAA West Regional						
15	Boston Univ.	W	90-52	N	-	5
17	UCLA	L	101-105	N	-	5
F—Immanuel McElroy (9.5 pts/5.2 reb), Jamaal Davis (7.4/5.1), C—Donald Little (7.1/6.9), G—Leonard Stokes (12.7/4.8), Steve Logan (22.0/5.3 ast), Res—Jason Maxiell (8.1/6.8 reb), Field Williams (6.5/1/2), Taron Barker (2.5/1.4 ast)						

2002-03 WON 17, LOST 12

Coach—Bob Huggins
Captains—Leonard Stokes

Date	Opponent	W/L	Score	Site	Rk	UC
N 23	Tennessee Tech	W	54-48	SC	-	23
26	Florida A&M	W	80-53	SC	-	21
30	Dayton	L	69-75	A	-	21
D 2	Valparaiso	W	76-50	SC	-	-
7	Xavier	L	44-50	SC	16	-
14	LaSalle	W	65-62	SC	-	-
Jimmy V Classic						
17	Oregon	W	77-52	N	-	-
22	Clemson	L	51-58	A	-	-
28	Miami (OH)	W	66-54	RC	-	-
J 2	Chattanooga	W	81-51	SC	-	-
8	DePaul	W	64-56	SC	-	-
11	TCU	W	83-72	A	-	-
15	Saint Louis	W	66-56	A	-	-
18	Tulane	W	77-54	SC	-	-
22	East Carolina	W	59-53	A	-	-
25	Charlotte	W	83-79	SC	-	-
29	DePaul	L	52-56	A	-	-
F 1	Marquette	L	76-82	SC	18	-
5	Louisville	L	71-77	A	5	-
9	Oklahoma State	W	61-50	SC	11	-
15	Charlotte	L	64-74	A	-	-
18	Saint Louis	L	55-58	SC	-	-
22	Louisville	W	101-80	SC	4	-
26	East Carolina	W	53-52	SC	-	-
M 1	Memphis	L	48-67	A	24	-
5	UAB	W	87-70	SC	-	-
8	Marquette	L	61-70	A	8	-

Conference USA Tournament
12 Southern Miss L 61-63 N - -
NCAA West Regional
20 Gonzaga L 69-74 N - -
F—Leonard Stokes (15.7 pts/4.6 reb), Jason Maxiell (11.9/6.7), C—Kareem Johnson (2.4/4.3), G—Field Williams (11.6/2.0), Taron Barker (6.8/5.0 ast), Res—Tony Bobbitt (8.0/1.8 reb), Armein Kirkland (3.4/2.0), Eric Hicks (2.5/3.6), Rod Flowers (3.1/2.5), Chadd Moore (2.6/1.6 ast).

2003-04 WON 25, LOST 7

Conference USA Season Champions
Conference USA Tourney Champions
Coach—Bob Huggins
Captains—Jason Maxiell, Field Williams

Date	Opponent	W/L	Score	Site	Rk	UC
N 22	Akron	W	88-66	SC	-	18
24	Oakland	W	89-60	SC	-	18
29	Coppin State	W	76-56	SC	-	18
D 2	Valparaiso	W	68-49	A	-	19
17	Clemson	W	79-56	SC	-	16
20	Middle Tenn. St.	W	89-54	SC	-	16
23	Dayton	W	82-53	SC	23	14

27	Miami (OH)	W	83-63	RC	-	14
30	Elon	W	102-63	SC	-	12
J 7	Tulane	W	71-44	A	-	11
10	DePaul	W	90-65	SC	-	11
14	Marquette	W	85-73	A	21	10
17	TCU	W	85-57	SC	-	10
21	Louisville	L	66-93	A	5	6
24	Southern Miss	W	83-47	A	-	6
28	East Carolina	W	80-57	SC	-	8
31	Charlotte	L	83-86	SC	-	8
F 3	Xavier	L	69-71	A	-	10
7	Houston	W	54-51	A	-	10
11	USF	W	80-67	SC	-	13
15	Wake Forest	L	85-91	A	20	13
18	UAB	L	69-80	A	-	17
21	Louisville	Wot	66-61	SC	10	17
25	Saint Louis	W	77-52	SC	-	15
28	Charlotte	W	75-67	A	-	15
M 4	DePaul	L	65-68	A	-	13
6	Memphis	W	83-79	SC	20	13

Conference USA Tournament
11 Louisville W 64-62 N - 13
12 Saint Louis W 66-46 N - 13
13 DePaul W 55-50 N - 13
NCAA Atlanta Regional
19 East Tenn. St. W 80-77 N - 11
21 Illinois L 68-92 N 13 11
F—Armein Kirkland (6.0 pts/2.6 reb), Jason Maxiell (13.6/6.9), C—Kareem Johnson (5.6/5.4), G—Field Williams (11.9/2.4), James White (7.9/3.6 ast), Res—Tony Bobbitt (13.4/3.4 reb), Eric Hicks (7.0/5.8), Nick Williams (6.7/2.1 ast), Robert Whaley (5.8/2.5 reb), Chadd Moore (3.2/2.0 ast).

2004-05 WON 25, LOST 8
Coach—Bob Huggins
Captains—Jason Maxiell, Nick Williams

Date	Opponent	W/L	Score	Site	Rk	UC
N 19	Valparaiso	W	88-70	SC	-	-
24	Northern Iowa% W2ot	76-70	SC	-	-	-
John Wooden Tradition						
27	Purdue	W	79-59	N	-	-
D 4	Dayton	W	65-55	A	-	-
9	Vanderbilt	W	88-72	SC	-	-
11	Detroit	W	61-44	SC	-	-
18	N.W. (La.) St.%	W	81-65	SC	-	25
20	Jackson State	W	95-43	SC	-	22
22	LaSalle	W	84-63	SC	-	22
27	Miami (OH)	W	77-53	RC	-	22

Las Vegas Holiday Classic
30 Longwood W 95-69 N - 22
31 Illinois L 45-67 N 1 22
%games also part of tourney
J 6 DePaul W 83-54 SC - 23
8 Saint Louis W 69-53 A - 23
12 East Carolina W 84-78 A - 18
15 Louisville L 66-69 SC 19 18
19 Charlotte W 80-58 SC - 18
22 Wake Forest L 70-74 SC 3 20
27 USF W 74-48 A - 21
29 Houston W 87-68 SC - 21
F 2 Louisville L 70-77 A 9 18
5 Charlotte L 90-91 A - 18
10 Xavier W 65-54 SC - 21
12 DePaul L 66-85 A - 21
16 Southern Miss W 83-51 SC - 24
19 UAB W 72-69 SC - 24
24 Marquette W 80-68 SC - 24
26 TCU W 89-74 A - 24
M 2 Tulane W 77-56 SC - 22
5 Memphis W 62-60 A - 22

Conference USA Tournament
10 USF L 68-80 N - 21
NCAA Austin Regional
17 Iowa W 76-64 N - 23
19 Kentucky L 60-69 N 7 23
F—James White (10.2 pts/4.8 reb), Eric Hicks (13.7/9.0), C—Jason Maxiell (15.3/7.7), G—Nick Williams (8.9/2.4), Jihad Muhammad (10.4/3.0), Res—Armein Kirkland (10.3/4.3), Roy Bright (4.0/3.7), Jamaal Lucas (0.7/1.2).

2005-06 WON 21, LOST 13
Coach—Andy Kennedy
Captains—Eric Hicks

Date	Opponent	W/L	Score	Site	Rk	UC
N 19	Murray State	Wot	79-75	SC	-	-
22	Illinois State	W	76-59	SC	-	-
25	Holy Cross	W	77-55	SC	-	-
29	Dayton	L	66-75	SC	-	-
D 3	Memphis	L	81-91	SC	9	-
10	Vanderbilt	W	92-83	A	-	-
14	Ohio	W	86-58	SC	-	-

Las Vegas Holiday Classic
17 Tennessee Tech W 105-62 SC - -
19 Ark.-Monticello W 84-63 SC - -
22 Dayton W 81-63 N - -
23 LSU W 75-72 N - -
28 Miami (OH) W 75-65 RC - -
30 North Carolina A&T W 105-69 SC - -
J 4 DePaul W 82-60 SC - -
7 Marquette W 70-66 A - -
9 Connecticut L 59-70 A 4 25
14 Syracuse L 58-77 SC - 25
19 Xavier Lot 71-73 A - -
22 Rutgers W 71-66 SC - -
25 Louisville L 50-67 A 22 -
28 Georgetown L 57-76 A 21 -
31 USF W 73-60 SC - -
F 4 West Virginia L 57-66 A 11 -
6 Louisville W 74-68 SC - -
12 Pittsburgh L 69-89 A 14 -
15 Syracuse W 82-65 A - -
17 Providence W 66-64 SC - -
23 Villanova L 72-74 SC 2 - -
28 Seton Hall L 62-72 A - -
M 4 West Virginia W 78-75 SC 16 -

BIG EAST Tournament
8 Syracuse L 73-74 N - -
National Invitational Tournament
17 Charlotte W 86-80 SC - -
21 Minnesota W 76-62 SC - -
23 South Carolina L 62-65 SC - -
F—Eric Hicks (15.0 pts/9.7 reb), Cedric McGowan (8.5/7.2), G—James White (16.3/5.1), Jihad Muhammad (10.8/2.8), Devan Downey (11.9/4.3 ast), Res—Armein Kirkland (9.7/3.4 reb), Chadd Moore (3.7/2.0 ast), Dameron Tilford (2.5/0.6 ast), Ronald Allen (2.4/1.6 reb), Connor Barwin (1.0/2.2).

2006-07 WON 11, LOST 19
Coach—Mick Cronin
Captains—Cedric McGowan

Date	Opponent	W/L	Score	Site	Rk	UC
N 10	Howard	W	70-39	SC	-	-
11	Tenn.-Martin	W	67-49	SC	-	-
12	High Point	W	63-51	SC	-	-
21	Wofford	L	90-91	SC	-	-
25	Central Michigan	W	60-50	SC	-	-
29	Oakland	W	68-61	SC	-	-
D 2	UAB	L	57-59	SC	-	-

Jim Thorpe Classic
N 10 Howard W 70-39 SC - -
11 Tenn.-Martin W 67-49 SC - -
12 High Point W 63-51 SC - -
21 Wofford L 90-91 SC - -
25 Central Michigan W 60-50 SC - -
29 Oakland W 68-61 SC - -
D 2 UAB L 57-59 SC - -

Lenape Trail Classic
9 Temple W 80-71 N - -
13 Xavier W 67-57 H - -
John Wooden Tradition
16 Ohio State L 50-72 N 4 -
23 North Carolina St. W 80-71 SC - -
27 Miami (OH) W 60-52 RC - -
30 Ohio L 66-79 N - -
J 4 Memphis L 55-88 A 23 -
7 Rutgers L 42-54 SC - -
14 USF L 59-74 A - -
17 Syracuse L 76-77 A - -
20 West Virginia Wot 96-83 SC - -
24 Pittsburgh L 51-67 SC 9 -
27 Georgetown L 67-82 A - -
31 Louisville L 63-69 SC - -
F 4 St. John's L 64-73 SC - -
6 Providence L 70-71 A - -
10 Rutgers L 69-73 A - -
14 Villanova L 48-64 A - -
18 Notre Dame L 64-76 SC - -
21 Georgetown L 65-75 SC 12 -
24 DePaul L 45-58 A - -
28 Seton Hall Wot 70-67 SC - -
M 3 West Virginia L 65-79 A - -
F—Cedric McGowan (8.2 pts/5.1 reb), John Williamson (13.5/7.3), C—Marcus Sikes (9.5/5.0), G—Deonta Vaughn (14.5/3.5 ast.), Jamual Warren (8.0/3.2 ast.), Res—Marvin Gentry (7.4/2.8), Timmy Crowell (1.5/0.8 ast.), Ronald Allen (1.3/1.1), Connor Barwin (1.2, 1.4).

2007-08 WON 13, LOST 19
Coach—Mick Cronin
Captains—John Williamson

Date	Opponent	W/L	Score	Site	Rk	UC
Peggy Cronin Classic						
N 9	Belmont	L	75-86	SC	-	-
10	Western Carolina	W	66-64	SC	-	-
11	Bowling Green	L	67-69	SC	-	-
16	Coastal Carolina	W	74-59	SC	-	-
24	Fairfield	W	69-64	SC	-	-
26	USC Upstate	W	69-57	SC	-	-
D 1	UAB	L	54-73	A	-	-
8	Illinois State	L	52-62	A	-	-
12	Xavier	L	59-64	A	17	-
19	Memphis	L	69-79	SC	2	-
23	North Carolina St.	L	77-85	A	-	-
29	Miami (OH)	W	56-50	RC	-	-
J 1	Louisville	W	58-57	A	-	-
5	St. John's	L	58-70	A	-	-
9	Syracuse	W	74-66	SC	-	-
12	Villanova	W	69-66	SC	19	-
15	Notre Dame	L	74-91	A	-	-
19	Pittsburgh	W	62-59	SC	15	-
23	Connecticut	L	83-84	SC	-	-
27	Seton Hall	L	61-64	A	-	-
30	West Virginia	W	62-39	A	-	-
F 2	Marquette	L	60-75	SC	17	-
9	Rutgers	Wot	72-68	A	-	-
13	St. John's	W	60-43	SC	-	-
20	USF	W	52-51	SC	-	-
23	Georgetown	L	53-73	A	12	-
27	Pittsburgh	L	67-73	A	-	-
M 2	Providence	Lot	79-81	SC	-	-
6	DePaul	L	54-60	SC	-	-
9	Connecticut	L	51-96	A	13	-
BIG EAST Tournament						
12	Pittsburgh	L	64-70	N	-	-
College Basketball Invitational						
13	Bradley	L	67-70	A	-	-
F—John Williamson (13.5/7.3), Rashad Bishop						



YEAR-BY-YEAR Site Rk RESULTS

(5.4/3.4) C—Adam Hrycaniuk (6.4/5.3), G—Deonta Vaughn (17.3/4.2 ast.), Jamal Warren (5.6/4.0 ast.), Res—Marvin Gentry (6.0/2.5), Larry Davis (4.3/0.7 ast.), Marcus Sikes (3.9/3.5), Anthony McClain (2.7/3.0).

2008-09 WON 18, LOST 14

Coach—Mick Cronin

Captain—Deonta Vaughn

Date Opponent W/L Score Site Rk UC

N 16 South Dakota W 77-46 SC - -
18 Texas Southern W 82-51 SC - -

Global Sports Classic

22 Western Illinois W 74-46 SC - -
24 Coastal Carolina W 82-56 SC - -
28 Florida State L 47-58 N - -
29 UNLV W 67-65 A - -
D 6 UAB W 87-80 SC - -
13 Xavier L 66-76 SC 9 -
15 Charleston So. W 74-55 SC - -

SEC/BIG EAST Invitational

18 Mississippi State W 75-63 RC - -
20 Eastern Kentucky Wot 85-77 SC - -
22 Ark.-Pine Bluff W 79-49 SC - -
29 Memphis L 45-60 A 24 -

J 4 Marquette L 50-84 A 25 -

7 Providence L 79-87 SC - -
10 Connecticut L 72-81 SC 5 -
14 Rutgers W 71-59 SC - -
17 DePaul W 59-55 A - -
19 Providence L 63-72 A - -
22 St. John's W 71-60 A - -
28 Georgetown W 65-57 SC 23 -

F 1 Villanova L 50-71 A 21 -

4 Notre Dame W 93-83 RC - -
7 Georgetown Wot 64-62 A - -
11 St. John's W 71-61 SC - -
14 Pittsburgh L 69-85 A 4 -
21 Louisville L 63-72 SC 7 -
26 West Virginia W 65-61 SC - -

M 1 Syracuse L 63-87 A - -

3 USF L 59-70 A - -
7 Seton Hall Lot 63-67 SC - -

BIG EAST Tournament

10 DePaul L 57-67 N -

F—Mike Williams (9.8/5.7), Yancy Gates (10/6/6.1) C—Steve Toyloy (3.9/3.8), G—Deonta Vaughn (15.3/4.7 ast.), Larry Davis (6.8/1.5 ast.), Res—Dion Dixon (7.3/3.1), Rashad Bishop (5.4/4.0 reb.), Darnell Wilks (2.1/1/4).

2009-10 WON 19, LOST 16

Coach—Mick Cronin

Captain—Deonta Vaughn

Date Opponent W/L Score Site Rk UC

N 16 Prairie View A&M W 69-62 SC - -
18 Toledo W 92-68 SC - -

EA Sports Maui Invitational

23 Vanderbilt W 67-58 N 24 -
24 Maryland W 69-57 N 21 -
25 Gonzaga Lot 59-61 N - -

D 1 Texas Southern W 94-57 SC - 22

10 Miami (OH) W 63-59 RC - 19
13 Xavier Lot 79-83 A - 19
16 UAB L 47-64 A - 25
19 Lipscomb W 80-52 SC - -
22 Winthrop W 74-57 SC - -
30 Connecticut W 71-69 SC 10 -

J 2 Rutgers W 65-58 A - -

4 Pittsburgh L 71-74 SC 23 -
6 Cal St. Bakersfield W 87-58 SC - -
9 Seton Hall L 76-83 A - -
13 St. John's L 50-52 A - -
16 Notre Dame W 60-58 SC - -
20 USF W 78-70 SC - -

24 Louisville L 60-68 A - -

30 Providence W 92-88 SC - -
F 4 Notre Dame L 65-83 A - -

7 Syracuse L 54-71 SC 3 -

13 Connecticut W 60-48 A - -

16 USF L 57-65 A - -

21 Marquette Lot 76-79 SC - -

24 DePaul W 74-69 SC - -

27 West Virginia L 68-74 A 8 -

M 2 Villanova L 73-77 SC 9 -

6 Georgetown L 47-74 A 19 -

BIG EAST Tournament

9 Rutgers W 69-68 N - -
10 Louisville W 69-66 N - -
11 West Virginia L 51-54 N 7 -

National Invitational Tournament

17 Weber State W 76-62 SC - -
22 Dayton L 66-81 SC - -

F—Yancy Gates (10.4/5.9), Bishop (8.4/4.4),

Ibrahima Thomas (5.8/5.4), G—Deonta Vaughn

(11.7/3.5 ast.), Lance Stephenson (12.3/5.4), Res—

Cashmere Wright (5.4/2.0 ast.), Dion Dixon (4.9/2.0),

Jaquon Parker (4.3/2.8), Darnell Wilks (3.4/1.9), Steve

Toyloy (3.3/3.3), Larry Davis (3.2/1.4).

2010-11 WON 26, LOST 9

Coach—Mick Cronin

Captains—Rashad Bishop, Larry Davis, Ibrahima Thomas, Eddie Tyree, Darnell Wilks

Date Opponent W/L Score Site Rk UC

N 15 Mount St. Mary's W 69-59 SC - -
20 IPFW W 65-59 SC - -

Global Sports Main Event

22 Florida A&M W 76-51 SC - -
24 Savannah State W 54-41 SC - -
27 Dayton W 68-34 RC - -

D 1 Wright State W 77-69 SC - -

4 Toledo W 81-47 A - -

11 Utah Valley State W 92-72 SC - -

14 Georgia So. W 99-54 SC - -

All-College Classic, Oklahoma City, Okla.

18 Oklahoma W 66-56 N - -

21 Miami (Ohio) W 64-48 A - -

23 Saint Francis (Pa.) W 94-58 SC - -

28 DePaul W 76-60 SC - -

31 Seton Hall W 70-53 SC - 24

J 6 Xavier W 66-46 SC - 24

9 Villanova L 61-72 A 7 24

12 USF W 74-66 SC - 25

15 Syracuse L 52-67 A 4 25

19 Notre Dame L 58-66 A 16 25

22 St. John's W 53-51 A - 25

26 Rutgers W 72-56 SC - -

29 West Virginia L 55-66 SC - -

F 5 Pittsburgh L 59-71 A 4 -

8 DePaul W 71-68 A - -

13 St. John's L 57-59 SC - -

16 Louisville W 63-54 SC 16 -

19 Providence W 93-81ot A - -

23 Georgetown W 58-46 A 11 -

27 Connecticut L 59-67 SC 11 -

M 2 Marquette W 67-60 A - -

5 Georgetown W 69-47 SC 17 -

BIG EAST Tournament

9 USF W 87-61 N - -

10 Notre Dame L 51-89 N 2 -

NCAA Tournament

17 Missouri W 78-63 N - -

19 Connecticut L 58-69 N 9 -

F—Yancy Gates (11.9/6.9), Rasad Bishop (8.4/3.5)

Ibrahima Thomas (5.7/5.3), G—Dion Dixon

(11.6/2.90, Cashmere Wright (8.9/3.9 ast), Res—Sean

Kilpatrick (9.7/3.2), Larry Davis (4.5/1.0), Darnell

Wilks (3.6/2.6), Justin Jackson (2.5/2.5), Anthony

McClain (1.6, 1.7), Jaquon Parker (1.5/1.7).

2011-12 WON 26, LOST 11

Coach—Mick Cronin

Captains—Dion Dixon, Yancy Gates

Date Opponent W/L Score Site Rk UC

N 13 Alabama State W 65-40 SC - 21

N 15 Jacksonville State W 73-59 SC - 20

N 19 Presbyterian L 54-56 SC - 20

N 21 Northwestern St. W 71-43 SC - -

N 25 Marshall Lot 69-73 SC - -

N 29 Miami (Ohio) W 56-47 SC - -

D 2 Georgia W 57-51 A - -

D 8 Xavier L 53-76 A 8 -

D 14 Wright State W 78-58 A - -

D 17 Radford W 101-70 SC - -

D 21 Ark.-Pine Bluff W 101-53 SC - -

D 23 Chicago State W 95-60 SC - -

D 29 Oklahoma W 56-55 N - -

J 1 Pittsburgh W 66-63 A 22 -

J 4 Notre Dame W 71-55 SC - -

J 7 St. John's L 55-57 SC - -

J 9 at Georgetown W 68-64 A 11 -

J 14 Villanova W 82-78 SC - -

J 18 Connecticut W 70-67 A 13 -

J 21 West Virginia Lot 74-77 A - -

J 23 Syracuse L 53-60 SC 3 -

J 28 Rutgers L 54-61 A - -

F 4 DePaul W 74-66 SC - -

F 8 St. John's W 76-54 A - -

F 11 Marquette L 78-95 A - -

F 15 Providence W 81-66 SC - -

F 18 Seton Hall W 62-57 SC - -

F 23 Louisville W 60-56 SC 17 -

F 26 South Florida L 45-46 A - -

F 29 Marquette W 71-62 SC 8 -

M 3 Villanova W 72-68 A - -

BIG EAST Tournament

M 8 Georgetown W 72-70 N 13 -

M 9 Syracuse W 71-68 N 2 -

M10 Louisville L 44-50 N - -

NCAA Tournament

M16 Texas W 65-59 N - -

M18 Florida State W 62-56 N 10 -

M22 Ohio State L 66-81 N 7 -

F—Sean Kilpatrick (14.3/4.6), Yancy Gates (12.2/8.9),

JaQuon Parker (9.4/5.6), G—Dion Dixon (13.0/3.4),

Cashmere Wright (10.9/4.6a), Res—Justin Jackson

(5.1/4.2), Jeremiah Davis III (2.5/0.9), Ge'Lawn Guyn

(2.3/0.8), Jermaine Sanders (1.7/1.2), Check Mbodji

(1.7/2.1), Kelvin Gaines (0.8/2.2)

HOME COURTS KEY

SC—Fifth Third Arena at Shoemaker Center;

CG—Cincinnati Gardens; FH—Armory Fieldhouse

RC—U.S. Bank Arena (formerly Riverfront

Coliseum);

MH—Music Hall; Sch—Schmidlapp Gym;

Gen—Central High School; Mc—McMicken Gym;

XS—Schmidt Fieldhouse



OVERTIME GAMES

Date	Result	No. OT	Site
Boyd Chambers: 3-0			
12/13/1922	W UC 33, Maine 32	1	Sch
12/19/1927	W UC 40, L.B. Harrison 37	1	A
1/14/1928	W UC 36, Miami (OH) 35	1	A
Frank Rice: 1-3			
1/3/1929	L Wittenberg 45, UC 40	1	A
1/4/1930	L Central YMCA 34, UC 30	1	A
2/19/1930	W UC 37, Dayton 35	1	Sch
1/12/1932	L Ohio Wesleyan 26, UC 24	1	Sch
John Halliday: 0-1			
1/21/1933	L Ohio 32, UC 28	1	Sch
Tay Brown: 0-2			
12/28/1933	L Wilmington 25, UC 22	1	Sch
1/22/1935	L Ohio Wesleyan 41, UC 39	2	Sch
Clark Ballard: 2-0			
12/22/1939	W UC 40, Wilmington 36	2	Sch
1/25/1940	W UC 38, Wilmington 37	1	A
Bob Reuss: 0-1			
2/12/1943	L West. Reserve 55, UC 52	1	XS
John Wiethe: 1-4			
1/10/1948	L Valparaiso 75, UC 69	1	MH
2/17/1948	L Ohio 64, UC 62	1	A
2/7/1950	L DePaul 67, UC 59	2	A
2/11/1950	W UC 69, West Virginia 64	1	A
3/11/1951	L St. Bonaventure 70, UC 67	2	N
George Smith: 3-1			
3/14/1955	W UC 85, Niagara 83	2	N
2/8/1956	L Xavier 79, UC 72	1	FH
1/5/1959	W UC 85, Bradley 84	2	FH
1/12/1959	W UC 64, N. Texas State 56	1	A
Ed Jucker: 4-5			
1/5/1961	W UC 74, Houston 71	1	FH
3/25/1961	W UC 70, Ohio State 65	1	N
1/10/1962	L Bradley 70, UC 68	1	A
1/31/1963	W UC 65, Drake 60	1	FH
3/23/1963	L Loyola (Ill.) 60, UC 58	1	N
1/18/1964	L Drake 76, UC 66	1	A
2/10/1964	W UC 66, Houston 59	1	A
2/15/1964	L Wichita State 59, UC 58	1	FH
1/19/1965	L Louisville 82, UC 80	3	A
Tay Baker: 7-2			
12/3/1966	W UC 77, Wisconsin 70	1	A
12/10/1966	W UC 45, Miami (OH) 44	1	CG
12/22/1966	W UC 89, TCU 88	1	FH
1/7/1967	W UC 74, N. Texas State 71	2	FH
3/3/1967	W UC 79, Xavier 69	1	CG
12/5/1967	L Tulsa 65, UC 64	1	FH
12/16/1967	W UC 58, Kansas State 56	1	A
12/17/1970	W UC 73, Iowa 70	1	A
2/5/1972	L Toledo 89, UC 87	1	FH
Gale Catlett: 2-2			
12/23/1972	L Tulsa 92, UC 86	1	A
1/8/1973	L La.-Lafayette 94, UC 88	1	N
3/21/1975	W UC 95, Notre Dame 87	1	N
1/23/1978	W UC 87, Pittsburgh 80	1	RC
Ed Badger: 3-5			
1/10/1979	W UC 78, Pittsburgh 75	1	A
12/29/1979	L Duke 87, UC 75	1	A

Date	Result	No. OT	Site
12/10/1980	L Miami (OH) 91, UC 87	1	A
3/29/80	L Florida State 79, UC 69	2	N
1/31/1981	L Memphis 89, UC 85	4	RC
12/21/1981	W UC 75, Bradley 73	7	A
2/6/1982	L Boston Univ. 52, UC 50	1	A
12/21/1982	W UC 88, Marshall 81	1	RC
Tony Yates: 2-5			
1/18/1986	W UC 107, Virginia Tech 104	2	RC
2/20/1986	L Loyola (Ill.) 74, UC 72	1	A
1/20/1988	L Louisville 91, UC 89	1	CG
1/25/1988	L Memphis 75, UC 70	1	A
1/30/1988	W UC 76, Dayton 74	1	CG
3/5/1988	L South Carolina 78, UC 76	1	A
1/9/1989	L Southern Miss 85, UC 84	1	CG
Bob Huggins: 14-11			
1/31/1990	L Xavier 90, UC 89	1	A
3/8/1990	W UC 65, Florida State 64	1	N
2/16/1991	L Virginia Tech 85, UC 81	1	A
3/18/1991	L Oklahoma 89, UC 81	1	A
2/1/1993	W UC 74, Miami (OH) 68	1	A
3/29/1993	L North Carolina 75, UC 68	1	N
1/19/1994	L Xavier 82, UC 76	1	A
2/13/1994	W UC 89, Marquette 82	2	A
12/13/1994	W UC 91, Minnesota 88	1	A
2/3/1995	L Memphis 74, UC 69	1	A
3/9/1995	W UC 96, DePaul 95	1	N
3/7/1996	W UC 62, Saint Louis 59	1	N
3/9/1996	W UC 85, Marquette 84	1	N
12/27/1997	W UC 74, Massachusetts 66	1	N
1/22/1998	L Marquette 66, UC 63	1	A
12/16/1998	W UC 62, Minnesota 61	1	A
3/6/1999	L DePaul 61, UC 60	1	A
12/22/2000	W UC 77, Alabama 74	1	N
1/21/2001	L Saint Louis 71, UC 62	1	A
1/28/2001	W UC 78, Wake Forest 72	1	SC
2/18/2001	L Marquette 66, UC 63	1	SC
3/3/2002	W UC 80, Memphis 75	1	SC
3/17/2002	L UCLA 105, UC 101	2	N
2/21/2004	W UC 66, Louisville 61	1	SC
11/24/04	W UC 76, Northern Iowa 70	2	SC
Andy Kennedy: 1-1			
11/19/05	W UC 79, Murray St. 75	1	SC
1/19/06	L Xavier 73, UC 71	1	A
Mick Cronin: 7-7			
1/20/07	W UC 96, West Virginia 83	1	SC
2/28/07	W UC 70, Seton Hall 67	1	SC
2/9/08	W UC 72, Rutgers 68	1	SC
3/2/08	L Providence 81, UC 79	1	A
12/20/08	W UC 85, Eastern Kentucky 77	1	SC
2/7/09	W UC 64, Georgetown 62	1	SC
3/7/09	L Seton Hall 67, UC 63	1	SC
11/25/09	L Gonzaga 61, UC 59	1	N
12/13/09	L Xavier 83, UC 79	2	A
2/21/10	L Marquette 79, UC 76	1	SC
2/19/11	W UC 93, Providence 81	1	A
11/24/11	L Marshall 73, UC 69	1	SC
1/21/12	L West Virginia 77, UC 74	1	A
3/8/12	W UC 72, Georgetown 70	2	N

Note: No overtime games were played during the Walter Van Winkle (1937-39) and Ray Farnham (1944-46) eras.

NOTES ON OVERTIME GAMES

UC's Overall Record:..... 50-50

1 OT Games:..... 41-42

2 OT Games:..... 8-6

3 OT Games:..... 0-1

4 OT Games:..... 0-1

7 OT Games:..... 1-0

Records in Overtime Games

Home 24-17 **.585**

Schmidlapp Gym..... 3-4429

Schmidt Fieldhouse 0-1000

Music Hall 0-1000

Armory Fieldhouse..... 5-4556

Cincinnati Gardens..... 3-2600

U.S. Bank Arena 3-1750

Fifth Third Arena 10-4714

Away 16-26..... **.381**

Neutral..... 10-7..... **.588**

Current Streak: Won 1

Longest Winning Streak: 5 (Tay Baker - 1966-67)

Longest Losing Streak: 4 (Bob Reuss, 1943 - John Wiethe, 1950)

- On Dec. 21, 1981 Cincinnati and Bradley played an NCAA-record 7-overtime game which UC won, 75-73.
- Cincinnati has been involved in two of the five NCAA tournament championship games to go into overtime. The Bearcats defeated Ohio State, 70-65, in 1961 but lost to Loyola (Ill.), 60-58, in 1963.
- In 1966-67, Cincinnati played six overtime games, winning five.
- Most Frequent Overtime Opponents
 - Xavier 1-5
 - Marquette..... 2-2
 - Miami (OH) 3-1
 - Memphis..... 1-3

UC Coaches in Overtime Games

Coach (Years)	No.	Record	Pct.
Bob Huggins (1989-2005)	25	14-11	.560
Mick Cronin (2006-pres.)	14	7-7	.500
Tay Baker (1965-72)	9	7-2	.778
Ed Jucker (1960-65)	9	4-5	.444
Ed Badger (1978-83)	8	3-5	.375
Tony Yates (1983-89)	7	2-5	.286
John Wiethe (1946-52)	5	1-4	.200
George Smith (1952-60)	4	3-1	.750
Gale Catlett (1972-78)	4	2-2	.500
Frank Rice (1928-32)	4	1-3	.250
Boyd Chambers (1918-28)	3	3-0	1.000
Clark Ballard (1939-42)	2	2-0	1.000
Andy Kennedy (2005-06)	2	1-1	.250
Tay Brown (1933-37)	2	0-2	.000
John Halliday (1932-33)	1	0-1	.000
Bob Reuss (1942-44)	1	0-1	.000
Walter Van Winkle (1937-39)	0	—	—
Ray Farnham (1944-46)	0	—	—



YEAR-BY-YEAR RECORDS

Season	Head Coach	Overall			Score Avg		Conference				Tourn.
		W	L	Pct.	Off.	Def.	W	L	Pct.	Place	
1901-02	Henry S. Pratt	5	4	.556	26.8	36.1					
1902-03	Anthony W. Chez	4	4	.500	25.4	29.9					
1903-04	Anthony W. Chez	8	6	.571	27.4	23.7					
1904-05	Amos Foster	6	3	.667	24.8	19.8					
1905-06	Amos Foster	2	1	.667	21.0	18.0					
1906-07	Amos Foster	7	2	.778	17.7	30.3					
1907-08	Amos Foster	9	0	1.000	25.2	17.3					
1908-09	Amos Foster	6	4	.600	31.7	29.1					
1909-10	C.A. Schroetter	3	2	.600	29.0	18.8					

Ohio Conference

1910-11	Russell Easton	3	6	.333	18.3	25.1	1	2	.333		
1911-12	Russell Easton	2	9	.181	21.6	38.7	1	6	.142		
1912-13	Russell Easton	4	7	.364	27.5	38.0	3	3	.500		
1913-14	Russell Easton	2	8	.200	23.1	37.1	2	5	.286		
1914-15	George Little	3	8	.272	19.3	31.5	3	7	.300		
1915-16	George Little	1	9	.100	21.3	35.5	1	7	.125		
1916-17	Ion Cortright	3	8	.272	26.9	32.8	3	8	.273		
1917-18	Whitelaw Morrison	2	6	.250	22.1	28.1	2	6	.250		
1918-19	Boyd Chambers	3	11	.214	20.0	29.1	1	7	.125		
1919-20	Boyd Chambers	5	9	.357	20.9	25.3	4	6	.400		
1920-21	Boyd Chambers	10	11	.476	27.7	23.0	4	8	.333		
1921-22	Boyd Chambers	15	8	.652	29.6	23.7	8	4	.667		
1922-23	Boyd Chambers	13	9	.591	28.3	24.9	7	7	.500		
1923-24	Boyd Chambers	11	8	.579	23.5	21.3	10	4	.714		
1924-25	Boyd Chambers	5	14	.263	21.9	27.4	1	11	.083		

Buckeye Athletic Assoc.

1925-26	Boyd Chambers	17	2	.895	37.1	26.3	9	1	.900	1st	
1926-27	Boyd Chambers	13	5	.722	41.2	26.4	5	5	.500	3rd	
1927-28	Boyd Chambers	14	4	.778	38.9	31.0	8	2	.800	1st	
1928-29	Frank Rice	13	4	.765	35.3	32.1	7	3	.700	1st	
1929-30	Frank Rice	14	4	.778	33.9	26.7	7	3	.700	1st	
1930-31	Frank Rice	2	15	.118	20.1	31.1	2	6	.250	5th	
1931-32	Frank Rice	4	11	.267	28.4	32.5	2	10	.200	7th	
1932-33	John Halliday	9	9	.500	30.3	33.0	4	6	.400	4th	
1933-34	Tay Brown	12	7	.632	38.9	32.0	6	4	.600	2nd	
1934-35	Tay Brown	16	3	.842	40.3	28.7	6	2	.750	2nd	
1935-36	Tay Brown	10	7	.588	34.2	33.5	8	2	.800	2nd	
1936-37	Tay Brown	9	10	.474	33.3	33.7	6	4	.600	3rd	

Independent

1937-38	Walter Van Winkle	6	11	.353	31.5	34.9					
1938-39	Walter Van Winkle	12	5	.706	40.5	33.1					
1939-40	Clark Ballard	8	9	.471	38.2	40.6					
1940-41	Clark Ballard	6	12	.333	38.2	40.6					
1941-42	Clark Ballard	10	10	.500	43.3	40.9					
1942-43	Bob Ruess	9	10	.474	44.1	45.6					
1943-44	Bob Ruess	6	5	.545	45.2	39.8					
1944-45	Ray Farnham	8	9	.471	42.5	48.4					
1945-46	Ray Farnham	8	13	.381	43.9	48.6					

Mid-American Conference

1946-47	John Wiethé	17	9	.654	57.9	52.5	6	2	.750	1st	
1947-48	John Wiethé	17	7	.708	63.7	55.4	7	2	.778	1st	
1948-49	John Wiethé	23	5	.821	67.5	53.4	9	1	.900	1st	
1949-50	John Wiethé	20	6	.769	67.9	53.7	10	0	1.000	1st	
1950-51	John Wiethé	18	4	.818	77.0	58.1	7	1	.875	1st	
1951-52	John Wiethé	11	16	.407	69.5	66.4	5	5	.500	5th	
1952-53	George Smith	11	13	.458	75.7	76.5	9	3	.750	2nd	

Independent

1953-54	George Smith	11	10	.524	76.4	71.1					
1954-55	George Smith	21	8	.724	83.3	71.9					
1955-56	George Smith	17	7	.708	84.8	72.4					
1956-57	George Smith	15	9	.625	76.0	72.4					

Season	Head Coach	Overall			Score Avg		Conference				Tourn.
		W	L	Pct.	Off.	Def.	W	L	Pct.	Place	
Missouri Valley											
1957-58	George Smith	25	3	.893	86.5	65.9	13	1	.929	1st	
1958-59	George Smith	26	4	.867	84.0	69.4	13	1	.929	1st	
1959-60	George Smith	28	2	.933	86.7	64.7	13	1	.929	1st	
1960-61	Ed Jucker	27	3	.900	75.0	60.8	10	2	.833	1st	
1961-62	Ed Jucker	29	2	.935	72.2	55.1	10	2	.833	1st	
1962-63	Ed Jucker	26	2	.929	69.8	52.9	11	1	.917	1st	
1963-64	Ed Jucker	17	9	.654	70.6	67.3	6	6	.500	4th	
1964-65	Ed Jucker	14	12	.538	72.8	69.1	5	9	.357	7th	
1965-66	Tay Baker	21	7	.750	76.7	69.1	10	4	.714	1st	
1966-67	Tay Baker	17	9	.654	69.4	64.2	6	8	.429	4th	
1967-68	Tay Baker	18	8	.692	73.2	68.5	11	5	.688	3rd	
1968-69	Tay Baker	17	9	.654	74.1	64.4	8	8	.500	4th	
1969-70	Tay Baker	21	6	.778	80.6	71.9	12	4	.750	2nd	

Independent

1970-71	Tay Baker	14	12	.568	77.8	75.3					
1971-72	Tay Baker	17	9	.654	81.1	75.7					
1972-73	Gale Catlett	17	9	.654	82.6	74.1					
1973-74	Gale Catlett	19	8	.704	76.6	68.7					
1974-75	Gale Catlett	23	6	.793	81.7	72.7					

Metro Conference

1975-76	Gale Catlett	25	6	.806	82.5	69.8	2	1	.667	2nd	champs
1976-77	Gale Catlett	25	5	.833	77.6	63.9	4	2	.667	2nd	champs
1977-78	Gale Catlett	17	10	.630	69.9	65.8	6	6	.500	4th	1st rd.
1978-79	Ed Badger	13	14	.481	72.2	72.6	4	6	.400	4th	1st rd.
1979-80	Ed Badger	13	15	.464	69.0	69.8	3	9	.250	6th	semis
1980-81	Ed Badger	16	13	.551	74.6	75.7	6	6	.500	3rd	run-up
1981-82	Ed Badger	15	12	.556	68.9	69.4	4	8	.333	5th	1st rd.
1982-83	Ed Badger	11	17	.393	68.0	69.6	1	11	.083	7th	1st rd.
1983-84	Tony Yates	3	25	.107	55.3	66.4	0	14	.000	8th	1st rd.
1984-85	Tony Yates	17	14	.548	63.7	65.6	8	6	.571	3rd	semis
1985-86	Tony Yates	12	16	.429	68.4	71.6	5	7	.417	5th	semis
1986-87	Tony Yates	12	16	.429	67.9	70.3	3	9	.250	7th	1st rd.
1987-88	Tony Yates	11	17	.393	81.0	83.3	3	9	.250	7th	1st rd.
1988-89	Tony Yates	15	12	.556	75.6	73.0	5	7	.417	5th	—
1989-90	Bob Huggins	20	14	.588	72.6	69.4	9	5	.643	2nd	semi
1990-91	Bob Huggins	18	12	.600	73.9	67.3	8	6	.571	3rd	1st rd.

Great Midwest Conference

1991-92	Bob Huggins	29	5	.853	79.0	63.1	8	2	.800	1st	champs
1992-93	Bob Huggins	27	5	.844	74.5	58.5	8	2	.800	1st	champs
1993-94	Bob Huggins	22	10	.688	77.7	68.5	7	5	.583	4th	champs
1994-95	Bob Huggins	23	11	.676	81.0	71.3	7	5	.583	3rd	champs

Conference USA

1995-96	Bob Huggins	28	5	.824	79.6	65.2	11	3	.786	1st	champs
1996-97	Bob Huggins	26	8	.765	80.7	65.5	12	2	.857	1st	semis
1997-98	Bob Huggins	27	6	.818	76.1	63.2	14	2	.875	1st	champs
1998-99	Bob Huggins	27	6	.818	73.9	61.2	12	4	.750	1st	semis
1999-00	Bob Huggins	29	4	.879	77.6	61.5	16	0	1.000	1st	quarters
2000-01	Bob Huggins	25	10	.714	73.9	65.5	11	5	.688	1st	run-up
2001-02	Bob Huggins	31	4	.886	78.2	60.4	14	2	.875	1st	champs
2002-03	Bob Huggins	17	12	.586	67.4	61.9	9	7	.563	4th	1st rd.
2003-04	Bob Huggins	25	7	.781	76.7	64.3	12	4	.750	1st	champs
2004-05	Bob Huggins	25	8	.758	75.9	64.5	12	4	.750	2nd	quarters

BIG EAST Conference

2005-06	Andy Kennedy	21	13	.618	74.4	69.4	8	8	.500	8th	1st rd.
2006-07	Mick Cronin	11	19	.367	64.6	67.7	2	14	.125	16th	—
2007-08	Mick Cronin	13	19	.406	64.6	67.8	8	10	.444	10th	1st rd.
2008-09	Mick Cronin	18	14	.562	68.3	66.3	8	10	.444	10th	1st rd.
2009-10	Mick Cronin	19	16	.543	68.8	66.5	7	11	.389	11th	quarters
2010-11	Mick Cronin	26	9	.743	68.9	59.6	11	7	.611	T-6th	quarters
2011-12	Mick Cronin	26	11	.703	68.2	61.5	12	6	.667	4th	run-up

111 yrs. TOTALS	1633	956	.631	582	430	.575					
------------------------	-------------	------------	-------------	------------	------------	-------------	--	--	--	--	--



BEARCATS IN THE POLLS

CINCINNATI WEEK-BY-WEEK RANKINGS IN THE ASSOCIATED PRESS POLL

	PS	1	2	3	4	5	6	7	8	9	10	11	12	13	14	15	16	17	18	Dates	
1948-49		13																		Jan. 18–March 8	
1949-50			12	20																Jan. 5–March 7	
1950-51		17	17	17		16	15	16	11	15	18		17							Dec. 19–March 7	
1951-52																				Dec. 11–March 4	
1952-53																				Dec. 16–March 24	
1953-54																				Dec. 8–March 23	
1954-55													17	12	17					Dec. 7–March 8	
1955-56			14			20			14											Dec. 6–March 6	
1956-57																				Dec. 11–March 12	
1957-58		19	4	5	5	7	5	4	3	3	3	2	3	3	2					Dec. 10–March 11	
1958-59		1	1	2	2	7	6	6	5	5	5	6	4	3	5					Dec. 9–March 9	
1959-60		1	1	1	1	1	1	1	1	1	1	1	1	1						Dec. 11–March 8	
1960-61											5	4	3	3	2					Dec. 13–March 7	
1961-62		2	2	2	2	3	3	3	3	3	2	2	2	2						Dec. 19–March 13	
1962-63		1	1	1	1	1	1	1	1	1	1	1	1	1	1	1				Dec. 4–March 12	
1963-64		3	6	4	5	4	8	8												Dec. 10–March 10	
1964-65																				Dec. 8–March 9	
1965-66									8	10				10	7					Dec. 7–March 8	
1966-67		10	10	10	7	7	8													Dec. 6–March 7	
1967-68																				Dec. 5–March 12	
1968-69		14	9	6	6	10	10	19	19											Dec. 3–March 4	
1969-70														19						Dec. 9–March 10	
1970-71																				Dec. 8–March 16	
1971-72																				Dec. 7–March 14	
1972-73																				Dec. 5–March 13	
1973-74				20				20												Dec. 4–March 27	
1974-75																	17	12	12	13	Dec. 3–April 2
1975-76		10	10	9	7	6	7	15	14	16	18	16	13	13	18	13	15	12		Dec. 2–March 16	
1976-77		12	12	8	6	4	5	2	3	2	12	12	12	10	14	14	11			Nov. 30–March 15	
1977-78		9	8	7	6	12	11	12	19											Nov. 29–March 13	
1978-79																				Nov. 28–March 13	
1979-80																				Dec. 4–March 4	
1980-81																				Dec. 2–March 10	
1981-82																				Dec. 1–March 9	
1982-83																				Nov. 30–March 15	
1983-84																				Nov. 29–March 13	
1984-85																				Nov. 27–March 12	
1985-86																				Nov. 26–March 11	
1986-87																				Dec. 2–March 10	
1987-88																				Dec. 1–March 15	
1988-89																				Nov. 22–March 14	
1989-90																				Nov. 27–March 13	
1990-91																				Nov. 27–March 12	
1991-92													24	19	19	14	12	12		Nov. 25–March 16	
1992-93		21	23	22	19	19	23	21	16	11	9	6	4	8	8	10	12	11	7	Nov. 23–March 15	
1993-94		19	22	23	20	17	20	18	17	21	19		25		23				25	Nov. 22–March 14	
1994-95		13	12	10	13	17	13	20			23	19	23							Nov. 21–March 13	
1995-96		21	21	21	17	12	9	5	5	4	3	5	5	5	6	6	7	8	7	Nov. 20–March 12	
1996-97		1	1	1	4	7	7	7	6	6	4	9	8	12	8	11	9	10	10	Nov. 19–March 11	
1997-98												21	18	20	19	17	17	14	9	Nov. 18–March 10	
1998-99		15	17	15	6	4	4	4	3	3	3	5	5	3	4	9	9	7	11	Nov. 17–March 9	
1999-00		2	1	1	1	1	1	4	3	3	1	1	1	1	1	3	2	1	7	Nov. 16–March 13	
2000-01		18	17	16	22	18	17	22	19	25										Nov. 13–March 12	
2001-02						25	17	13	10	7	4	4	6	5	4	4	5	5		Nov. 19–March 11	
2002-03		23	23	21																Nov. 18–March 17	
2003-04		18	18	19	18	16	14	12	11	10	6	8	10	13	17	15	13	13	11	Nov. 24–March 15	
2004-05						25	22	22	23	18	20	21	18	21	24	24	22	21	23	Nov. 22–March 14	
2005-06												25								Nov. 15–March 13	
2006-07																				Nov. 6–March 12	
2007-08																				Nov. 9–March 8	
2008-09																				Nov. 10–March 16	
2009-10					2	19	25													Nov. 16–March 15	
2010-11										24	25	25							25	Nov. 15–March 14	
2011-12		21	20																	Nov. 14–March 11	

UC RANKINGS IN THE FINAL POLLS

Year	Media	Coaches
1950-51	17th AP	17th UPI
1954-55		20th UPI
1957-58	2nd AP	2nd UPI
1958-59	5th AP	4th UPI
1959-60	1st AP	2nd UPI
1960-61	2nd AP	2nd UPI
1961-62	2nd AP	2nd UPI
1962-63	1st AP	1st UPI
1965-66	7th AP	9th UPI
1969-70		20th UPI
1974-75	13th AP	
1975-76	12th AP	16th UPI
1976-77		12th UPI
1991-92	12th AP	5th USA
1992-93	7th AP	6th USA
1993-94	25th AP	30th USA
1994-95	30th AP	36th USA
1995-96	7th AP	6th USA
1996-97	10th AP	16th USA
1997-98	9th AP	14th USA
1998-99	11th AP	11th USA
1999-00	7th AP	7th USA
2000-01		22nd USA
2001-02	5th AP	8th USA
2003-04	11th AP	18th USA
2004-05	23rd AP	25th USA
2011-12		18th USA

MOST TOP 10 FINISHES

AP Poll	Coaches Poll
Kentucky40	North Carolina35
North Carolina32	Kentucky35
Duke29	Kansas26
UCLA24	UCLA22
Kansas24	Duke21
Indiana16	Indiana17
Cincinnati13	Louisville14
Syracuse13	Cincinnati12
Louisville12	Michigan11

AP POLL NOTES

Weeks Cincinnati in Top 25.....	363
Weeks Cincinnati in Top 10.....	199
Weeks Ranked No. 1	
UCLA.....	134
Duke.....	100
Kentucky.....	88
Cincinnati.....	45
Consecutive Weeks ranked No. 1.....	16
Consecutive Weeks in Top 10.....	42
Consecutive Weeks in Top 25.....	54
W-L Record vs. Ranked Teams.....	125-179
Home.....	58-46
Away.....	31-85
Neutral.....	28-44
W-L Record vs. Top 10 Teams.....	48-104
Home.....	20-28
Away.....	14-44
Neutral.....	11-30

BEARCATS VS. RANKED OPPONENTS

Record vs. Teams Ranked Ahead of UC.....	16-40
Record vs. Teams Ranked Below UC.....	53-28
Record While Unranked vs. Ranked Teams.....	64-121
Most Frequently Played Ranked Opponents	
Louisville..... 45 games.....	14-31
Marquette..... 20 games.....	13-7
Memphis..... 14 games.....	3-11



BEARCATS IN THE NCAA TOURNAMENT

2012 FINAL RECORD: 26-11 SEED: NO. 6

Head Coach: Mick Cronin
 Captains: Dion Dixon, Yancy Gates
 East Regional Nashville, Tenn.
 M 16 Texas W 65-59
 M 18 Florida State W 62-59
 East Reg. Finals Boston, Mass.
 M 22 Ohio State L 66-81

2011 FINAL RECORD: 26-9 SEED: NO. 6

Head Coach: Mick Cronin
 Captains: Rashad Bishop, Larry Davis, Ibrahima Thomas, Eddie Tyree, Darnell Wilks
 West Regional Washington, D.C.
 M 17 Missouri W 78-63
 M 19 Connecticut L 58-69

2005 FINAL RECORD: 25-8 SEED: NO. 7

Head Coach: Bob Huggins
 Captains: Jason Maxiell, Nick Williams
 Austin Regional Indianapolis, Ind.
 M 17 Iowa W 76-64
 M 19 Kentucky L 60-69

2004 FINAL RECORD: 25-7 SEED: NO. 4

Head Coach: Bob Huggins
 Captains: Jason Maxiell, Field Williams
 Atlanta Regional Columbus, Ohio
 M 19 East Tennessee St. W 80-77
 M 21 Illinois L 68-92

2003 FINAL RECORD: 17-12 SEED: NO. 8

Head Coach: Bob Huggins
 Captain: Leonard Stokes
 West Regional Salt Lake City, Utah
 M 20 Gonzaga L 69-74

2002 FINAL RECORD: 31-4 SEED: NO. 1

Head Coach: Bob Huggins
 Captains: Steve Logan, Immanuel McElroy
 West Regional Pittsburgh, Pa.
 M 15 Boston University W 90-52
 M 17 UCLA L-2ot 101-105

2001 FINAL RECORD: 25-10 SEED: NO. 5

Head Coach: Bob Huggins
 Captains: Steve Logan, Kenny Satterfield
 West Regional San Diego, Cal.
 M 15 Brigham Young W 84-59
 M 17 Kent State W 66-43

West Regional Finals

M 22 Stanford L 65-78

2000 FINAL RECORD: 29-4 SEED: NO. 2

Head Coach: Bob Huggins
 Captains: Kenyon Martin, Pete Mickeal
 South Regional Nashville, Tenn.
 M 17 UNC Wilmington W 64-47
 M 19 Tulsa L 61-69

1999 FINAL RECORD: 27-6 SEED: NO. 3

Head Coach: Bob Huggins
 Captains: Melvin Levett, Kenyon Martin
 East Regional Boston, Mass.
 M 12 George Mason W 72-48
 M 14 Temple L 54-64

1998 FINAL RECORD: 27-6 SEED: NO. 2

Head Coach: Bob Huggins
 Captains: D'Juan Baker, Bobby Brannen
 West Regional Boise, Idaho
 M 12 Northern Arizona W 65-62
 M 14 West Virginia L 74-75

1997 FINAL RECORD: 26-8 SEED: NO. 3

Head Coach: Bob Huggins
 Captains: Darnell Burton, Damon Flint, Danny Fortson
 Midwest Reg. Auburn Hills, Mich.
 M 13 Butler W 86-69
 M 15 Iowa State L 66-67

1996 FINAL RECORD: 27-4 SEED: NO. 2

Head Coach: Bob Huggins
 Captain: Keith Gregor
 Southeast Regional Orlando, Fla.
 M 15 UNC Greensboro W 66-61
 M 17 Temple W 78-65
 Southeast Reg. Finals Lexington, Ky.
 M 22 Georgia Tech W 87-70
 M 24 Mississippi State L 63-73

1995 FINAL RECORD: 23-11 SEED: NO. 7

Head Coach: Bob Huggins
 Captains: Curtis Bostic, LaZelle Durden, Keith Gregor
 West Regional Salt Lake City, Utah
 M 16 Temple W 77-71
 M 18 Connecticut L 91-96

1994 FINAL RECORD: 22-10 SEED: NO. 8

Head Coach: Bob Huggins
 Captains: Curtis Bostic, Keith Gregor
 West Regional Ogden, Utah
 M 17 Wisconsin L 72-80

1993 FINAL RECORD: 27-5 SEED: NO. 2

Head Coach: Bob Huggins
 Captains: Tarrance Gibson, Terry Nelson
 East Regional Syracuse, N.Y.
 M 19 Coppin State W 93-66
 M 21 New Mexico State W 92-55
 East Reg. Finals E. Rutherford, N.J.
 M 26 Virginia W 71-54
 M 28 North Carolina L-ot 68-75

1992 FINAL RECORD: 29-5 SEED: NO. 3

NCAA FINAL FOUR
 Head Coach: Bob Huggins
 Captains: Anthony Buford, Herb Jones, Mike Reichenker
 Midwest Regional Dayton, Ohio
 M 13 Delaware W 85-47
 M 14 Michigan State W 77-65
 Midwest Reg. Finals Kansas City, Mo.
 M 20 Texas-El Paso W 69-67
 M 22 Memphis State W 88-57
 Final Four Minneapolis, Minn.
 A 4 Michigan L 72-76

1977 FINAL RECORD: 25-5

Head Coach: Gale Catlett
 Captain: Gary Yoder
 Midwest Regional Omaha, Neb.
 M 12 Marquette L 51-66

1976 FINAL RECORD: 25-6

Head Coach: Gale Catlett
 Captains: Mike Artis, Garry Kamstra, Hal Ward
 Midwest Regional Lawrence, Kan.
 M 13 Notre Dame L 78-79

1975 FINAL RECORD: 23-6

Head Coach: Gale Catlett
 Captain: Steve Collier
 Midwest Regional Lubbock, Tex.
 M 15 Texas A&M W 73-68
 Midwest Reg. Final Las Cruces, N.M.
 M 20 Louisville L 63-78
 M 22 Notre Dame W 95-87

1966 FINAL RECORD: 21-7

Head Coach: Tay Baker
 Captain: Don Rolfs
 Midwest Regional Lubbock, Tex.
 M 11 Texas-El Paso L-ot 76-78
 M 12 So. Methodist L 84-89

1963 FINAL RECORD: 26-2

NCAA RUNNER-UP
 Head Coach: Ed Jucker
 Captain: Tony Yates
 Midwest Regional Lawrence, Kan.
 M 15 Texas W 73-68
 M 16 Colorado W 67-60
 Final Four Louisville, Ky.
 M 22 Oregon State W 80-46
 M 23 Loyola (IL) L-ot 58-60

1962 FINAL RECORD: 29-2

NCAA CHAMPIONS
 Head Coach: Ed Jucker
 Captain: Paul Hogue
 Midwest Regional Manhattan, Kan.
 M 16 Creighton W 66-46
 M 17 Colorado W 73-46
 Final Four Louisville, Ky.
 M 23 UCLA W 72-70
 M 24 Ohio State W 71-59

1961 FINAL RECORD: 27-3

NCAA CHAMPIONS
 Head Coach: Ed Jucker
 Captains: Bob Weisenhahn, Carl Bouldin
 Midwest Regional Lawrence, Kan.
 M 17 Texas Tech W 78-55
 M 18 Kansas State W 69-64
 Final Four Kansas City, Mo.
 M 24 Utah W 82-67
 M 25 Ohio State W-ot 70-65

1960 FINAL RECORD: 28-2

NCAA FINAL FOUR
 Head Coach: George Smith
 Captains: Oscar Robertson, Ralph Davis
 Midwest Regional Manhattan, Kan.
 M 11 DePaul W 99-59
 M 12 Kansas W 82-71
 Final Four San Francisco, Calif.
 M 18 California L 69-77
 M 19 New York U. W 95-71

1959 FINAL RECORD: 26-4

NCAA FINAL FOUR
 Head Coach: George Smith
 Captains: Oscar Robertson, Mike Mendenhall
 Midwest Regional Lawrence, Kan.
 M 13 Texas Christian W 77-73
 M 14 Kansas State W 85-75
 Final Four Louisville, Ky.
 M 20 California L 58-64
 M 21 Louisville W 98-85

1958 FINAL RECORD: 25-3

Head Coach: George Smith
 Captains: Connie Dierking, Wayne Stevens
 Midwest Regional Lawrence, Kan.
 M 14 Kansas State L-ot 80-83
 M 15 Arkansas W 97-62

UC IN THE NCAA TOURNAMENT

1958	1-1	Midwest Regional—3rd place
1959	3-1	Midwest Regional—Champs Final Four—3rd place
1960	3-1	Midwest Regional—Champs Final Four—3rd place
1961	4-0	Midwest Regional—Champs Final Four—National Champs
1962	4-0	Midwest Regional—Champs Final Four—National Champs
1963	3-1	Midwest Regional—Champs Final Four—Runner-Up
1966	0-2	Midwest Regional—4th place
1975	2-1	Midwest Regional—3rd place
1976	0-1	Midwest Pre-Regional
1977	0-1	Midwest Pre-Regional
1992	4-1	Midwest Regional (No. 4 seed) Regional Champs Final Four—Semifinalist
1993	3-1	East Regional (No. 2 seed) Regional Runner-up
1994	0-1	West Regional (No. 8 seed)
1995	1-1	West Regional (No. 7 seed)
1996	3-1	Southeast Regional (No. 2 seed) Regional Runner-up
1997	1-1	Midwest Regional (No. 3 seed)
1998	1-1	West Regional (No. 2 seed)
1999	1-1	East Regional (No. 3 seed)
2000	1-1	South Regional (No. 2 seed)
2001	2-1	West Regional (No. 5 seed)
2002	1-1	West Regional (No. 1 seed)
2003	0-1	West Regional (No. 8 seed)
2004	1-1	Atlanta Regional (No. 4 seed)
2005	1-1	Austin Regional (No. 7 seed)
2011	1-1	West Regional (No. 6 seed)
2012	2-1	East Regional (No. 6 seed)



BEARCATS IN POST SEASON PLAY

CINCINNATI NCAA TOURNAMENT RECORDS

TEAM-SINGLE GAME

Points	101	v. UCLA, 2002
FG	43	v. DePaul, 1960
FGA	80	v. UCLA, 2002
FG Pct.	.614	v. Temple, 1995
3-FG	15	v. Connecticut, 1995
3-FGA	32	v. East Tenn. St., 2004
3-FG Pct	.579	v. Brigham Young, 2001
FT	27	v. Arkansas, 1963
FTA	39	v. Oregon State, 1963
FT Pct.	.900	v. Temple, 1996
Assists	24	v. Louisville, 1959
Rebounds	68	v. Texas Tech, 1961

INDIVIDUAL-SINGLE GAME

Points	56	Oscar Robertson v. Arkansas, 1958
FG	21	Oscar Robertson v. Arkansas, 1958
FGA	36	Oscar Robertson v. Arkansas, 1958
3-FG	6	Nick Van Exel v. N. Carolina, 1993
3-FGA	14	Nick Van Exel v. N. Carolina, 1993
FT	14	Oscar Robertson v. Arkansas, 1958
FTA	19	Oscar Robertson v. Louisville, 1959
Assists	9	Oscar Robertson v. California, 1959 Damon Flint v. Butler, 1997
Rebounds	20	Mike Franklin v. Notre Dame, 1975

NCAA TOURNAMENT RECAP

Appearances:	26
Record:	43-25 (.632)
8 Elite Eight Appearances	
6 Final Four Appearances	
2 National Championships	

UC IN THE POSTSEASON NIT

1951	0-1	
1955	2-1	3rd place
1957	0-1	
1970	0-1	
1974	0-1	
1985	1-1	
1990	1-1	
1991	1-1	
2006	2-1	Quarterfinals
2010	1-1	
Totals	8-10	



PRESEASON NIT

1993-94	1-1
1997-98	1-1

UC IN THE POSTSEASON CBI

2008	0-1
Totals	0-1

UC COACHES IN THE NCAA TOURNAMENT



Ed Jucker

	Yrs	Won	Lost	Pct	1st	2nd	3rd	Reg. Chp.
Bob Huggins	14	20	14	.588	0	0	1	1
Ed Jucker	3	11	1	.917	2	1	0	3
George Smith	3	7	3	.700	0	0	2	2
Gale Catlett	3	2	3	.400	0	0	0	0
Mick Cronin	2	3	2	.600	0	0	0	0
Tay Baker	1	0	2	.000	0	0	0	0

Ed Jucker's .917 career winning percentage in NCAA Tournament competition is an NCAA record.



Oscar Robertson



Paul Hogue

NCAA FINALS ALL-TOURNAMENT TEAM

1959	Oscar Robertson
1960	Oscar Robertson
1961	Bob Wiesenhahn Carl Bouldin
1962	Paul Hogue Most Outstanding Player Tom Thacker George Wilson
1963	Ron Bonham Tom Thacker George Wilson

NCAA ALL-REGIONAL

1958	Oscar Robertson (MVP)
1959	Oscar Robertson (MVP)
1960	Oscar Robertson (MVP) Paul Hogue
1961	Bob Wiesenhahn (MVP) Tom Thacker
1962	Paul Hogue (MVP) Tom Thacker George Wilson
1963	Ron Bonham Tom Thacker George Wilson
1975	Robert Miller
1992	Herb Jones (MVP) Anthony Buford
	Nick Van Exel
1993	Erik Martin Nick Van Exel
1996	Danny Forston Darnell Burton
2001	Kenny Satterfield

NIT ALL-TOURNAMENT TEAM

1956	Frank Nimmo
------	-------------

UC NIT RESULTS

Appearances:	10	Total: 8-10	In Cincinnati: 6-3
On the road:	0-2		In New York: 2-5
Most UC Points:	95	(UC, 95-91) vs. St. Francis (Pa.), 3/19/55	
Most Opponent Points:	91	(UC, 95-91) by St. Francis (Pa.), 3/19/55	
Combined Points:		186 (UC, 95-91), 3/19/55	
Biggest UC Win:	27	(82-55) vs. Ball State, 3/13/91	
Biggest Opponent Win:	18	(90-72) by St. Bonaventure, 3/16/57	

1951

March 10	vs. St. Bonaventure *	L (2OT)	70-67
Final Record:	18-4	Coach: John Wiethe	

1955

March 14	vs. Niagara *	W (2OT)	85-83
March 17	vs. Duquesne *	L	65-51
March 19	vs. St. Francis (Pa.) *	W	95-91
Final Record:	21-8	Coach: George Smith	NIT: Third Place

1957

March 16	vs. St. Bonaventure *	L	90-72
Final Record:	15-9	Coach: George Smith	

1970

March 4	vs. Army *	L	72-67
Final Record:	21-6	Coach: Tay Baker	

1974

March 17	vs. Boston College *	L	72-62
Final Record:	19-8	Coach: Gate Catlett	

1985

March 14	Kent State	W	77-61
March 19	Marquette	L	56-54
Final Record:	17-14	Coach: Tony Yates	

1990

March 16	Bowling Green	W	75-60
March 20	at DePaul	L	61-59
Final Record:	20-14	Coach: Bob Huggins	

1991

March 13	Ball State	W	82-55
March 18	at Oklahoma	L (OT)	89-81
Final Record:	18-12	Coach: Bob Huggins	

2006

March 17	UNC-Charlotte	W	86-80
March 21	Minnesota	W	76-62
March 23	South Carolina	L	65-62
Final Record:	21-13	Coach: Andy Kennedy	NIT: Quarterfinalist

2010

March 17	Weber State	W	76-62
March 22	Dayton	L	81-66
Final Record:	19-16	Coach: Mick Cronin	

* - New York, N.Y.

UC TEAM NIT SINGLE-GAME RECORDS

Points	95	v. St. Francis (Pa.), 1955
FG	37	vs. St. Francis (Pa.), 1955
FGA	88	v. St. Bonaventure, 1951
FG Pct.	.540	vs. Kent State, 1985
3-FG	11	vs. Weber State, 2010
3-FGA	31	vs. Dayton, 2010
3-FG Pct	.455	vs. Ball State, 1991
FT	26	twice, last vs. Marquette, 1985
FTA	42	vs. St. Bonaventure, 1957
FT Pct.	1.000	vs. Ball State (16-16), 1991
Assists	22	vs. Niagara, 1955
Rebounds	67	vs. St. Francis (Pa.), 1955

INDIVIDUAL

Points	29	Jack Twyman vs. St. Francis (Pa.), 1955
FG	13	Jack Twyman vs. St. Francis (Pa.), 1955
FGA	24	Jack Twyman vs. St. Francis (Pa.), 1955
3-FG	4, twice	(last Deonta Vaughn vs. Dayton, 2010)
3-FGA	15	Deonta Vaughn vs. Dayton, 2010
FT	12	Deonta Vaughn vs. Dayton, 2010
FTA	16	Dierking vs. St. Bonaventure, 1957
Assists	9	Devan Downey vs. Minnesota, 2006
Rebounds	20	Jack Twyman vs. St. Francis (Pa.), 1955

UC CBI RESULTS

2008	FINAL RECORD: 13-19		
March 19	Bradley	L	67-70
Final Record:	13-19	Coach: Mick Cronin	First Round, Peoria, Ill.



ARENA RECORDS

FIFTH THIRD ARENA AT SHOEMAKER CENTER RECORDS

INDIVIDUAL

Points

UC: 42 Melvin Levett v. E. Kentucky, 1997-98
 UC Opp: 39 Maalik Wayns, Villanova, 2011-12

Field Goals

UC: 16 Melvin Levett v. E. Kentucky, 1997-98
 UC Opp: 14 Jermaine Guise, Butler, 1993-94

Field Goal Attempts

UC: 28 Dontonio Wingfield v. Butler, 1993-94
 UC Opp: 24 Michael Wilson, Memphis, 1994-95
 Elmer Young, Youngstown St., 1999-00

Field Goal Pct. (Min. 10 FGM)

UC: .933 Danny Fortson v. E. Mich., (14-15), 1996-97
 UC Opp: .800 Steve Smith, Mich. St. (12-15), 1990-91

3-Point Field Goals

UC: 10 Melvin Levett v. E. Kentucky, 1997-98
 UC Opp: 7 Michael Hawkins, Xavier, 1992-93
 Taquan Dean, Louisville, 2004-05
 Steve Novak, Marquette, 2004-05
 Antonio Anderson, Memphis, 2005-06
 Dion Waiters, Syracuse, 2011-12

3-Point Field Goal Attempts

UC: 17 LaZelle Durden v. Dayton, 1993-94
 17 Deonta Vaughn v. Wofford, 2006-07
 UC Opp: 14 Tony Rice, Wagner, 1995-96
 Brendan Plavich, Charlotte, 2004-05

3-Point Field Goal Pct. (Min. 5 3-FGM)

UC: 1.000 Field Williams, Louisville (5-5), 2001-02
 1.000 Sean Kilpatrick v. Wright St. (5-5), 2010-11
 UC Opp: 1.000 Mingo Johnson, Memphis (5-5), 1994-95
 1.000 Wen Mukubu, UAB (5-5), 2006-07

Free Throws

UC: 18 Bobby Brannen v. Minnesota, 1997-98
 UC Opp: 17 Larry Davis, South Carolina, 1996-97

Free Throw Attempts

UC: 20 Bobby Brannen v. Minnesota, 1997-98
 UC Opp: 20 Larry Davis, South Carolina, 1996-97

Free Throw Pct. (10 FTM)

UC: 1.000 Bobby Brannen v. Morehead St. (10-10), 1997-98
 Bobby Brannen v. Southern Miss. (14-14), 1997-98
 Eric Hicks v. Louisville (10-10), 2005-06
 Yancy Gates v. Georgetown (10-10), 2010-11
 UC Opp: 1.000 Three opponents



Bobby Brannen

Rebounds

UC: 23 Kenyon Martin v. DePaul, 1997-98
 UC Opp: 18 Kentrell Gransberry, USF, 2007-08

Assists

UC: 11 Charles Williams v. Howard, 1996-97
 Darnell Burton v. E. Mich., 1996-97
 Devan Downey v. N. Car. A&T, 2005-06
 Other: 11 Tink Brown, v. Marshall
 Tenn-Martin, 1994-95
 UC Opp: 10 Sean Colson, UNC Charlotte, 1997-98

Steals

UC: 7 Michael Horton v. Louisville, 1997-98
 UC Opp: 6 Rod Wheeler, Virginia Tech, 1990-91
 Robert Dowdell, Coast. Carolina, 1989-90

Blocks

UC: 10 Kenyon Martin v. DePaul, 1997-98
 Kenyon Martin v. Memphis, 1999-00
 UC Opp: 8 Jim McIlvaine, Marquette, 1993-94

Turnovers

UC Opp: 10 Michael Hart, Tenn-Martin, 1994-95
 Jerald Honeycutt, Tulane, 1996-97
 Gavin Grant, North Carolina St., 2006-07
 Other: 10 DeMarko Wright, Tenn-Martin v.
 Marshall, 1994-95
 UC: 9 Keith LeGree v. California, 1994-95

YEAR-BY-YEAR IN FIFTH THIRD ARENA

Season	Record	Avg. Attend.
1989-90	10-4	9,273
1990-91	13-4	10,188
1991-92	15-2	10,111
1992-93	14-0	12,238
1993-94	18-2	12,629
1994-95	11-3	13,099
1995-96	13-1	12,719
1996-97	13-2	13,158
1997-98	19-1	11,009
1998-99	14-0	12,977
1999-00	13-1	13,176
2000-01	11-3	12,906
2001-02	15-0	12,058
2002-03	12-3	12,182
2003-04	14-1	12,237
2004-05	15-2	11,059
2005-06	15-5	9,301
2006-07	9-9	8,831
2007-08	10-7	8,534
2008-09	12-5	7,818
2009-10	12-5	8,076
2010-11	15-3	7,344
2011-12	14-4	8,069

Record: 307-67 .821

Win Streak: 44 games (11/30/97-2/20/00)

Attendance: 4,035,218 total; 10,789 avg.

UC VS. FOES IN FIFTH THIRD ARENA

Akron	1-0	North Carolina State	1-0
Alabama State	1-0	N. Car.-Wilmington	3-0
Alcorn State	2-0	Northern Iowa	1-0
American	1-0	Northwestern (La.) State	2-0
Arizona State	0-1	Notre Dame	2-1
Arkansas	1-0	Oakland	4-0
Arkansas-Monticello	1-0	Ohio	2-0
Arkansas-Pine Bluff	2-0	Oklahoma	1-0
Austin Peay	3-0	Oklahoma State	1-0
Ball State	1-0	Pittsburgh	1-2
Belmont	0-1	Prairie View A&M	1-0
Boise State	1-0	Presbyterian	0-1
Bowling Green	1-1	Providence	3-2
Brooklyn	1-0	Radford	1-0
Butler	1-0	Rhode Island	1-0
California	1-0	Richmond	1-0
Cal State-Northridge	1-0	Robert Morris	1-0
Cal-State Bakersfield	1-0	Rutgers	5-1
Canisius	0-1	Saint Francis (Pa.)	2-0
Central Michigan	1-0	St. John's	2-3
Charleston Southern	1-0	Saint Louis	12-1
Charlotte	10-1	Sam Houston St.	1-0
Chattanooga	1-0	Savannah St.	1-0
Chicago State	3-0	Seton Hall	3-1
Clemson	1-0	South Alabama	1-0
Cleveland State	2-0	South Carolina	2-2
Coastal Carolina	2-1	South Dakota	1-0
Detroit	1-3	Southeast Missouri	1-0
Coppin State	2-0	Southern	1-0
Dayton	6-2	Southern California	1-0
DePaul	18-2	Southern Miss	6-1
Detroit	2-0	Southwestern Louisiana	1-0
Duquesne	1-0	Syracuse	2-2
East Carolina	4-0	TCU	1-0
East Tennessee St.	0-1	Temple	1-1
Eastern Kentucky	3-0	Tennessee	1-0
Eastern Michigan	1-0	Tennessee-Martin	2-0
Elon	1-0	Tennessee State	1-0
Fairfield	1-0	Tennessee Tech	2-0
Fairleigh-Dickinson	1-0	Texas Southern	3-0
Florida A&M	2-0	Toledo	2-0
Florida State	2-0	Tulane	7-1
Georgetown	2-1	UAB	10-2
Georgia Southern	2-0	UNLV	2-0
High Point	1-0	USC Upstate	1-0
Holy Cross	1-0	USF	9-0
Houston	4-0	Utah Valley St.	1-0
Howard	2-0	Valparaiso	3-0
Illinois State	2-0	Vanderbilt	1-0
Indiana	0-1	Villanova	2-2
Indiana-Purdue Fort Wayne	1-0	Virginia Tech	2-0
Jackson State	1-0	Wagner	1-0
Jacksonville State	1-0	Wake Forest	1-1
Kent	1-0	Washington	1-0
Kentucky	0-1	Weber State	1-0
LaSalle	2-0	West Virginia	3-1
Lipscomb	1-0	Western Carolina	2-0
Louisville	11-6	Western Illinois	1-0
Marquette	11-6	Winthrop	2-0
Marshall	1-1	Wisconsin-Milwaukee	1-0
Massachusetts	1-0	Wofford	0-1
McNeese State	1-0	Wright State	3-0
Memphis	10-3	Wyoming	2-0
Miami (OH)	4-1	Xavier	7-4
Michigan State	0-1	Youngstown State	2-0
Middle Tennessee	2-0		
Minnesota	4-0		
Mississippi Valley State	1-0		
Morehead State	3-0		
Mount St. Mary's	1-0		
Murray State	1-0		
Nicholls State	1-0		
North Carolina A&T	1-0		
N. Car.-Asheville	1-0		



TEAM RECORDS

Points

UC: 116 vs. Dayton, 1994-95
 vs. Cal. St.-Northridge, 1994-95
 UC Opp: 97 South Carolina, 1996-97

Field Goals

UC: 49 vs. Dayton, 1994-95
 UC Opp: 35 Dayton, 1989-90

Field Goal Attempts

UC: 89 vs. Houston, 1998-99
 UC Opp: 82 Charlotte, 2005-06

Field Goal Percentage

UC:672 vs. Eastern Michigan (41-61), 1996-97
 UC Opp:592 Louisville (29-49), 1989-90

3-Point Field Goals

UC: 24 vs. Oakland, 1998-99
 UC Opp: 15 South Carolina, 1996-97
 Oakland, 1998-99; West Virginia, 2006-07

3-Point Field Goal Attempts

UC: 48 vs. Oakland, 1998-99
 UC Opp: 40 West Virginia, 2006-07

3-Point Field Goal Percentage

UC Opp:750 Memphis (9-12), 1994-95
 UC:667 vs. St. Francis (Pa.) (4-6), 1990-91

Free Throws

UC: 42 vs. Louisville, 2002-03
 UC Opp: 33 DePaul, 1993-94

Free Throw Attempts

UC: 58 vs. Louisville, 2002-03
 UC Opp: 49 California, 1994-95

Free Throw Percentage

UC: 1.000 vs. Ball State (16-16), 1990-91
 vs. Louisville (18-18), 2005-06
 UC Opp:923 Murray State (12-13), 2005-06
923 Villanova (12-13), 2006-07
923 St. Francis (Pa.) (12-13), 2010-11

Rebounds

UC: 56 vs. Rutgers, 1996-97
 vs. Chicago State, 1992-93
 UC Opp: 51 Providence, 2005-06
 Syracuse, 2005-06

Assists

UC: 28 vs. Elon, 2003-04
 UC Opp: 24 Belmont, 2007-08

Steals

UC: 20 vs. Howard, 1996-97
 UC Opp: 13 Central Michigan, 2006-07
 13 Northwestern State, 2011-12
 13 Ohio State, 2011-12

Blocks

UC: 14 vs. DePaul, 1997-98
 UC Opp: 10 Memphis, 2006-07
 Syracuse, 2006-07

Turnovers

Record: 37 Tenn-Martin vs. Marshall, 1994-95
 UC Opp: 35 Tenn-Martin, 1994-95
 UC: 29 vs. Central Michigan, 2006-07

ATTENDANCE RECORDS

Home Attendance

Season Average
 13,176 1999-00
 13,158 1996-97
 13,099 1994-95
 Sellouts 14 1996-97, 1999-00
 Con. Sellouts 14 1999-00

Largest Home Crowds

at Fifth Third Arena/Shoemaker Center
 13,176—Fifth Third Arena capacity reached 130 times

Most Sellouts in a Season

14 1999-00 (all games)
 12 1993-94
 12 1994-95
 10 1995-96
 10 1998-99

Most Frequent Sellout Opponents

Louisville 13
 DePaul 11
 Marquette 11

Riverfront Coliseum/U.S. Bank Arena

17,038 vs. Louisville, Jan. 7, 1978
 17,009 vs. Dayton, Jan. 12, 1977
 16,342 vs. Xavier, Jan. 30, 1985

at Cincinnati Gardens

15,011 vs. Dayton, Mar. 4, 1958
 14,353 vs. Miami (OH), Feb. 17, 1959
 14,133 vs. Xavier, Feb. 26, 1963

in Armory Fieldhouse

8,192 vs. Houston, Feb. 6, 1960
 (game in which Oscar Robertson broke NCAA career scoring record)
 8,139 vs. Wichita State, Jan. 6, 1963
 8,126 vs. Tulsa, Feb. 29, 1960

Largest Road Crowds

50,379 vs. Michigan, April 4, 1992 at Minneapolis Metrodome
 (NCAA Final Four)
 40,331 vs. Kentucky, March 19, 2005 at Indianapolis RCA
 Dome (NCAA Tourn.)
 31,683 vs. Michigan State, Dec. 19, 1978 at Pontiac
 Silverdome
 27,284 vs. Iowa, March 17, 2005 at Indianapolis RCA Dome
 (NCAA Tournament)
 25,139 vs. Syracuse, March 1, 2009 at Carrier Dome,
 Syracuse, N.Y.
 23,890 vs. Georgia Tech, March 22, 1996 at Rupp Arena,
 Lexington, Ky. (NCAA Reg.)
 23,850 vs. Mississippi State, March 24, 1996 at Rupp Arena,
 Lexington, Ky. (NCAA Reg.)



BEARCATS HOME COURTS

	Won	Lost	Pct.
SC—Fifth Third Arena at Shoemaker Center	307	67	.821
CG—Cincinnati Gardens	100	32	.756
FH—Armory Fieldhouse	247	29	.894
RC—U.S. Bank Arena (formerly Riverfront Coliseum)	114	50	.695
MH—Music Hall	17	8	.680
Sch—Schmidlapp Gym	222	120	.649
cen—Central High School	3	0	1.000
Mc—McMicken Gym	25	11	.694
XS—Schmidt Fieldhouse	1	4	.200

HOME GAME RECORD..... 1036 321 .763

- Record at Cincinnati Gardens includes games in which UC was the home team. UC's all-time record at the Gardens is 101-38.
- UC won 72 consecutive games in Armory Fieldhouse between the 1957-58 season and 1963-64. The Bearcats won 18 straight at Cincinnati Gardens during this period, giving them a home win streak of 90 games.
- UC won its first 23 games at Riverfront Coliseum.
- From the mid-point of the 1972-73 season to midway 1977-78, UC won 80 consecutive home games, which included 53 straight wins in Armory Fieldhouse, four in Cincinnati Gardens and 23 in Riverfront Coliseum.



Schmidlapp Gymnasium



Armory Fieldhouse



U.S. Bank Arena/Riverfront Coliseum



ALL-TIME SERIES SCORES

AKRON

Total: UC leads 11-8
In Cincinnati: UC leads 7-4
In Akron: Akron leads 4-3
Neutral: UC leads 1-0
Current Streak: UC — 7

2/20/1915... Sch... W.....34-16
 2/17/1921... Sch... L.....24-19
 1/9/1922... A..... W.....29-27
 1/22/1923... A..... L.....33-20
 2/21/1924... Sch... L.....29-25
 1/16/1925... A..... L.....26-12
 1/8/1926... Sch... W.....28-16
 1/30/1940... A..... W.....48-31
 1/7/1941... Sch... L.....28-25
 2/3/1942... A..... L.....42-32
 1/9/1943... Sch... L.....43-35
 2/17/1945... A..... L.....66-38
 2/23/1946... Sch... W.....58-40
 3/1/1947... A..... W.....57-47
 11/29/1976... RC... W.....95-59
 11/26/1977... RC... W.....91-81
 12/11/1982... RC... W.....76-66
 12/29/2001... N..... W.....73-57
 11/22/2003... SC... W.....88-66

ALABAMA

Total: Series tied 1-1
In Cincinnati: 0-0
In Tuscaloosa: 0-0
Neutral: Series tied 1-1
Current Streak: UC — 1

11/28/1983... A..... L.....83-64
 12/22/2000... N..... W (OT).....77-74

ALABAMA STATE

Total: UC leads 1-0
In Cincinnati: UC leads 1-0
In Montgomery: 0-0
Neutral: 0-0
Current Streak: UC — 1

11/13/2011... SC... W.....65-40

ALCORN STATE

Total: UC leads 2-0
In Cincinnati: UC leads 2-0
In Lorman: 0-0
Neutral: 0-0
Current Streak: UC — 2

2/5/1990... SC... W.....89-52
 12/3/1997... SC... W.....90-76

AMERICAN

Total: UC leads 1-0
In Cincinnati: UC leads 1-0
In Washington D.C.: 0-0
Neutral: 0-0
Current Streak: UC — 1

11/23/1991... SC... W.....72-69

ANDERSON

Total: Anderson leads 1-0
In Cincinnati: Anderson leads 1-0
In Anderson: 0-0
Neutral: 0-0
Current Streak: AU — 1

1/22/1948... MH... L.....78-60

ANTIOCH

Total: UC leads 3-1
In Cincinnati: UC leads 2-1
In Yellow Springs: UC leads 1-0

Neutral: 0-0

Current Streak: UC — 2

1/10/1910... Mc... W.....32-12
 1/18/1910... Mc... L.....23-18
 2/2/1911... A..... W.....27-13
 12/8/1922... Sch... W.....24-22

ARIZONA

Total: Arizona leads 3-0
In Cincinnati: 0-0
In Tucson: 0-0
Neutral: Arizona leads 3-0
Current Streak: UA — 3

12/27/1975... N..... L.....71-64
 2/21/1993... N..... L.....70-60
 2/11/1996... N..... L.....79-76

ARIZONA STATE

Total: Arizona State leads 2-1
In Cincinnati: Series tied 1-1
In Tempe: Arizona State leads 1-0
Neutral: 0-0
Current Streak: ASU — 2

12/11/1972... FH... W.....76-74
 12/17/1973... A..... L.....88-78
 11/21/1997... SC... L.....87-79

ARKANSAS

Total: UC leads 3-1
In Cincinnati: UC leads 1-0
In Fayetteville: UC leads 1-0
Neutral: Series tied 1-1
Current Streak: UC — 2

3/15/1958... N..... W.....97-62
 12/29/1994... N..... L.....84-75
 12/9/1995... A..... W.....82-67
 1/18/1997... SC... W.....92-57

ARKANSAS-MONTICELLO

Total: UC leads 1-0
In Cincinnati: UC leads 1-0
In Monticello: 0-0
Neutral: 0-0
Current Streak: UC — 1

12/19/2005... SC... W.....84-63

ARKANSAS-PINE BLUFF

Total: UC leads 2-0
In Cincinnati: UC leads 2-0
In Pine Bluff: 0-0
Neutral: 0-0
Current Streak: UC — 2

12/22/2008... SC... W.....79-49
 12/21/2011... SC... W.....101-53

ARKANSAS STATE

Total: Series tied 1-1
In Cincinnati: UC leads 1-0
In State University: ASU leads 1-0
Neutral: 0-0
Current Streak: ASU — 1

1/16/1989... CG... W.....68-66
 1/22/1990... A..... L.....66-65

ARMY

Total: Army leads 1-0
In Cincinnati: 0-0
In West Point: 0-0
Neutral: Army leads 1-0
Current Streak: Army — 1

3/14/1970... N..... L.....72-67

AUGUSTANA (S.D.)

Total: UC leads 1-0
In Cincinnati: UC leads 1-0
In Sioux Falls: 0-0
Neutral: 0-0
Current Streak: UC — 1

12/6/1979... RC... W.....78-62

AUSTIN PEAY

Total: UC leads 5-0
In Cincinnati: UC leads 4-0
In Clarksville: UC leads 1-0
Neutral: 0-0
Current Streak: UC — 5

12/21/1977... RC... W.....81-67
 11/22/1991... SC... W.....108-77
 2/3/1993... SC... W.....98-61
 12/31/1993... A..... W.....85-75
 1/26/1994... SC... W.....108-73

BALL STATE

Total: UC leads 4-1
In Cincinnati: UC leads 4-0
In Muncie: Ball State leads 1-0
Neutral: 0-0
Current Streak: UC — 1

1/26/1955... FH... W.....113-65
 2/2/1957... FH... W.....90-73
 1/20/1973... FH... W.....104-77
 1/16/1974... A..... L.....99-82
 3/13/1991... SC... W.....82-55

BAYLOR

Total: Baylor leads 1-0
In Cincinnati: Baylor leads 1-0
In Waco: 0-0
Neutral: 0-0
Current Streak: Baylor — 1

12/21/1946... MH... L.....54-45

BELLARMINE

Total: UC leads 2-0
In Cincinnati: UC leads 2-0
In Louisville: 0-0
Neutral: 0-0
Current Streak: UC — 2

11/28/1981... RC... W.....85-72
 11/29/1982... RC... W.....81-70

BELMONT

Total: Belmont leads 1-0
In Cincinnati: Belmont leads 1-0
In Nashville: 0-0
Neutral: 0-0
Current Streak: BU — 1

11/09/2007... SC... L.....86-75

BEREA

Total: UC leads 2-0
In Cincinnati: UC leads 2-0
In Berea: 0-0
Neutral: 0-0
Current Streak: UC — 2

12/12/1925... Sch... W.....29-19
 12/10/1926... Sch... W.....77-27

BETHUNE-COOKMAN

Total: UC leads 1-0
In Cincinnati: UC leads 1-0
In Daytona Beach: 0-0
Neutral: 0-0
Current Streak: UC — 1

12/19/1988... CG... W.....49-43

BISCAYNE

Total: UC leads 3-0
In Cincinnati: UC leads 2-0
In Biscayne: UC leads 1-0
Neutral: 0-0
Current Streak: UC — 3

12/8/1975... FH... W.....74-52
 2/24/1977... A..... W.....74-43
 12/3/1977... RC... W.....77-62

BOISE STATE

Total: UC leads 2-0
In Cincinnati: UC leads 1-0
In Boise: UC leads 1-0
Neutral: 0-0
Current Streak: UC — 2

12/30/1999... A..... W.....78-46
 11/18/2000... SC... W.....73-61

BOSTON COLLEGE

Total: Series tied 1-1
In Cincinnati: 0-0
In Boston: 0-0
Neutral: Series tied 1-1
Current Streak: BC — 1

12/30/1969... N..... W.....85-70
 3/17/1974... N..... L.....63-62

BOSTON UNIVERSITY

Total: UC leads 2-1
In Cincinnati: UC leads 1-0
In Boston: BU leads 1-0
Neutral: UC leads 1-0
Current Streak: UC — 1

1/12/1981... RC... W.....102-82
 2/6/1982... A..... L (OT).....52-50
 3/15/2002... N..... W.....90-52

BOWLING GREEN

Total: UC leads 7-1
In Cincinnati: UC leads 4-1
In Bowling Green: UC leads 3-0
Neutral: 0-0
Current Streak: BGSU — 1

12/19/1970... FH... W.....86-74
 12/14/1971... A..... W.....83-72
 1/4/1973... FH... W.....100-70
 1/25/1975... A..... W.....83-79
 12/13/1975... FH... W.....98-81
 12/8/1976... A..... W.....67-63
 3/16/1990... SC... W.....75-60
 11/11/2007... SC... L.....69-67

BRADLEY

Total: UC leads 19-14
In Cincinnati: UC leads 12-3
In Peoria: Bradley leads 11-5
Neutral: UC leads 2-0
Current Streak: BU — 1

12/4/1954... A..... W.....96-76
 12/29/1956... FH... W.....76-72
 12/30/1957... A..... L.....79-73
 2/12/1958... FH... W.....94-77
 1/5/1959... FH... W (2OT).....85-84
 3/7/1959... A..... L.....84-66
 12/22/1959... FH... W.....86-71
 1/16/1960... A..... L.....91-90
 12/23/1960... A..... L.....72-53
 1/31/1961... FH... W.....73-72
 1/10/1962... A..... L (OT).....70-68

Cincinnati Home Sites

SC—Fifth Third Arena at Shoemaker Center
 CG—Cincinnati Gardens
 FH—Armory Field House
 RC—U.S. Bank Arena (nee Riverfront Coliseum)
 MH—Music Hall
 Sch—Schmidlapp Gym
 Cen—Central High School
 Mc—McMicken Gym
 XS—Schmidt Fieldhouse
 A—Cincinnati away game
 N—Neutral site

2/19/1962... FH... W.....72-57
 3/12/1962... N..... W.....61-46
 1/17/1963... A..... W.....57-46
 2/9/1963... FH... W.....65-61
 1/15/1964... FH... L.....87-77
 2/27/1964... A..... W.....64-62
 1/16/1965... FH... L.....104-80
 2/8/1965... A..... L.....85-69
 1/19/1966... FH... W.....85-69
 2/1/1966... A..... L.....67-56
 1/17/1967... A..... L.....64-59
 2/1/1967... FH... W.....69-68
 1/16/1968... FH... W.....77-66
 1/31/1968... A..... L.....74-72
 1/28/1969... A..... W.....82-62
 3/4/1969... FH... L.....64-61
 1/20/1970... FH... W.....79-64
 3/3/1970... A..... L.....87-83
 12/29/1972... N..... W.....83-76
 12/17/1980... RC... W.....76-64
 12/21/1981... A..... W (7OT).....75-73
 3/19/2008... A..... L.....70-67

BRIGHAM YOUNG

Total: BYU leads 2-1
In Cincinnati: BYU leads 1-0
In Provo: 0-0
Neutral: Series tied 1-1
Current Streak: UC — 1

1/3/1931... Sch... L.....41-27
 12/18/1971... N..... L.....82-79
 3/15/2001... N..... W.....84-59

BROOKLYN

Total: UC leads 2-0
In Cincinnati: UC leads 2-0
In Brooklyn: 0-0
Neutral: 0-0
Current Streak: UC — 2

2/22/1989... CG... W.....86-72
 2/12/1992... SC... W.....108-54

BROWN

Total: UC leads 1-0
In Cincinnati: UC leads 1-0
In Providence: 0-0
Neutral: 0-0
Current Streak: UC — 1

1/26/1974... FH... W.....95-71



ALL-TIME SERIES SCORES

BUFFALO

Total: UC leads 1-0
In Cincinnati: UC leads 1-0
In Buffalo: 0-0
Neutral: 0-0
Current Streak: UC — 1
3/2/1971..... FH..... W.....86-59

BUFFALO STATE

Total: UC leads 1-0
In Cincinnati: UC leads 1-0
In Buffalo: 0-0
Neutral: 0-0
Current Streak: UC — 1
2/21/1977..... RC..... W.....79-60

BUTLER

Total: UC leads 10-6
In Cincinnati: UC leads 7-0
In Indianapolis: Butler leads 6-2
Neutral: UC leads 1-0
Current Streak: UC — 3
2/21/1911..... Mc..... W.....15-11
12/12/1930..... A..... L.....36-12
12/28/1935..... A..... L.....39-26
1/1/1938..... A..... L.....38-25
12/19/1946..... A..... L.....58-53
3/4/1947..... Sch..... W.....61-51
1/27/1948..... Sch..... W.....72-53
2/14/1948..... A..... W.....58-56
1/15/1949..... A..... L.....74-52
2/23/1949..... CG..... W.....49-44
1/28/1950..... A..... W.....64-56
2/14/1950..... CG..... W.....55-53
12/27/1971..... A..... L.....79-75
2/27/1973..... FH..... W.....83-57
11/17/1993..... SC..... W.....90-72
3/13/1997..... N..... W.....86-69

CALIFORNIA

Total: California leads 4-3
In Cincinnati: Series tied 1-1
In Berkeley: UC leads 2-0
Neutral: California leads 3-0
Current Streak: UC — 2
3/20/1959..... N..... L.....64-58
3/18/1960..... N..... L.....77-69
12/18/1968..... A..... W.....71-70
12/26/1970..... FH..... L.....82-76
2/20/1994..... N..... L.....89-80
12/21/1994..... SC..... L.....89-76
12/20/1995..... A..... W.....77-70
^California forfeit by NCAA sanctions

CALIFORNIA-IRVINE

Total: Cal-Irvine leads 1-0
In Cincinnati: 0-0
In Irvine: 0-0
Neutral: Cal-Irvine leads 1-0
Current Streak: UC — 1
12/29/1984..... N..... L.....99-81

CAL POLY SLO

Total: UC leads 1-0
In Cincinnati: UC leads 1-0
In San Luis Obispo: 0-0
Neutral: 0-0
Current Streak: UC — 1
12/17/1979..... RC..... W.....82-57

CALIFORNIA-RIVERSIDE

Total: UC leads 1-0
In Cincinnati: UC leads 1-0
In Riverside: 0-0
Neutral: 0-0
Current Streak: UC — 1
12/5/1970..... FH..... W.....98-75

CAL ST.-BAKERSFIELD

Total: UC leads 1-0
In Cincinnati: UC leads 1-0
In Bakersfield: 0-0
Neutral: 0-0
Current Streak: UC — 1
1/6/2010..... SC..... W.....87-58

CAL ST.-NORTHRIDGE

Total: UC leads 1-0
In Cincinnati: UC leads 1-0
In Northridge: 0-0
Neutral: 0-0
Current Streak: UC — 1
12/19/1994..... SC..... W.....116-54

CANISIUS

Total: Canisius leads 1-0
In Cincinnati: Canisius leads 1-0
In Buffalo: 0-0
Neutral: 0-0
Current Streak: Canisius — 1
12/9/1994..... SC..... L.....72-69

CAPITAL

Total: Capital leads 3-0
In Cincinnati: Capital leads 1-0
In Columbus: Capital leads 2-0
Neutral: 0-0
Current Streak: Capital — 3
2/12/1915..... A..... L.....42-17
1/10/1919..... Sch..... L.....28-21
2/7/1919..... A..... L.....42-17

CASE WESTERN RESERVE

Total: UC leads 17-4
In Cincinnati: UC leads 9-3
In Cleveland: UC leads 8-1
Neutral: 0-0
Current Streak: UC — 15
2/12/1943..... XS..... L (OT).....55-52
2/27/1914..... Sch..... W.....27-21
2/25/1916..... Sch..... L.....30-28
12/19/1936..... A..... L.....34-28
2/20/1937..... Sch..... W.....37-32
1/14/1938..... Sch..... L.....35-18
2/11/1939..... A..... W.....40-30
12/13/1946..... Sch..... W.....78-61
1/11/1947..... A..... W.....61-58
1/6/1948..... A..... W.....71-55
2/20/1948..... Sch..... W.....77-55
1/8/1949..... Sch..... W.....93-65
2/12/1949..... A..... W.....72-62
1/3/1950..... CG..... W.....61-35
3/3/1950..... A..... W.....101-58
1/6/1951..... CG..... W.....88-51
2/27/1951..... A..... W.....84-53
1/5/1952..... CG..... W.....107-52
2/26/1952..... A..... W.....98-52
12/13/1952..... A..... W.....71-61
2/7/1953..... Sch..... W.....88-72

CEDARVILLE

Total: UC leads 7-0
In Cincinnati: UC leads 7-0
In Cedarville: 0-0
Neutral: 0-0
Current Streak: UC — 7
12/18/1920..... Sch..... W.....63-7
12/10/1927..... Sch..... W.....69-19
12/15/1928..... Sch..... W.....32-28
12/13/1929..... Sch..... W.....52-26
12/4/1948..... Sch..... W.....95-57
12/6/1949..... Sch..... W.....84-37
12/2/1950..... Sch..... W.....112-44

CENTENARY

Total: UC leads 3-0
In Cincinnati: UC leads 3-0
In Shreveport: 0-0
Neutral: 0-0
Current Streak: UC — 3
2/11/1955..... FH..... W.....79-50
12/19/1964..... FH..... W.....84-74
1/24/1967..... FH..... W.....100-76

CENTRAL FLORIDA

Total: UC leads 1-0
In Cincinnati: 0-0
In Orlando: 0-0
Neutral: UC leads 1-0
Current Streak: UC — 1
12/30/1983..... N..... W.....62-48

CENTRAL MICHIGAN

Total: UC leads 1-0
In Cincinnati: UC leads 1-0
In Mt. Pleasant: 0-0
Neutral: 0-0
Current Streak: UC — 1
11/25/2006..... SC..... W.....60-50

CENTRAL MISSOURI ST.

Total: ... UC leads 1-0
In Cincinnati: UC leads 1-0
In Warrensburg: 0-0
Neutral: 0-0
Current Streak: UC — 1
12/1/1965..... FH..... W.....78-64

CENTRE

Total: UC leads 4-1
In Cincinnati: UC leads 4-0
In Danville: Centre leads 1-0
Neutral: 0-0
Current Streak: UC — 4
2/17/1909..... A..... L.....40-16
3/4/1909..... Mc..... W.....39-21
2/22/1922..... Sch..... W.....36-22
12/20/1939..... Sch..... W.....42-30
12/13/1940..... Sch..... W.....48-25

CHARLESTON SOUTHERN

Total: UC leads 1-0
In Cincinnati: UC leads 1-0
In Charleston: 0-0
Neutral: 0-0
Current Streak: UC — 1
12/15/2008..... SC..... W.....74-55

CHARLOTTE

Total: .. UC leads 15-8
In Cincinnati: UC leads 10-1
In Charlotte: Charlotte leads 5-3
Neutral: Charlotte leads 2-0

Current Streak:

UC — 1
1/31/1996..... SC..... W.....78-64
1/21/1997..... A..... W.....77-67
2/7/1998..... A..... L.....69-62
2/26/1998..... SC..... W.....68-67
3/7/1998..... SC..... W.....71-57
1/14/1999..... A..... L.....62-60
2/17/1999..... SC..... W.....82-69
3/5/1999..... N..... L.....55-52
1/5/2000..... SC..... W.....81-54
2/3/2000..... A..... W.....70-62
1/6/2001..... SC..... W.....76-66
2/1/2001..... A..... L.....60-58
3/10/2001..... N..... L.....80-72
1/9/2002..... SC..... W.....71-58
2/6/2002..... A..... W.....85-66
3/8/2002..... RC..... W.....71-55
1/25/2003..... SC..... W.....83-79
2/15/2003..... A..... L.....74-64
1/31/2004..... SC..... L.....86-83
2/28/2004..... A..... W.....75-67
1/19/2005..... SC..... W.....80-58
2/5/2005..... A..... L.....91-90
3/17/2006..... SC..... W.....86-80

CHASE

Total: UC leads 1-0
In Cincinnati: UC leads 1-0
In Chase: 0-0
Neutral: 0-0
Current Streak: UC — 1
11/28/1951..... Sch..... W.....97-55

CHATTANOOGA

Total: UC leads 1-0
In Cincinnati: UC leads 1-0
In Chattanooga: 0-0
Neutral: 0-0
Current Streak: UC — 1
1/2/2003..... SC..... W.....81-51

CHICAGO STATE

Total: UC leads 3-0
In Cincinnati: UC leads 3-0
In Chicago: 0-0
Neutral: 0-0
Current Streak: UC — 3
1/19/1993..... SC..... W.....103-43
1/5/1994..... SC..... W.....103-49
12/23/2011..... SC..... W.....95-60

CITADEL

Total: UC leads 1-0
In Cincinnati: UC leads 1-0
In Charleston: 0-0
Neutral: 0-0
Current Streak: UC — 1
1/29/1960..... FH..... W.....64-43

CLEMSON

Total: .. UC leads 4-1
In Cincinnati: UC leads 3-0
In Clemson: Clemson leads 1-0
Neutral: UC leads 1-0
Current Streak: UC — 1
12/17/1927..... Sch..... W.....42-16
12/21/1971..... FH..... W.....93-64
12/21/2000..... N..... W.....88-80
12/22/2002..... A..... L.....58-51
12/17/2003..... SC..... W.....79-56

CLEVELAND STATE

Total: UC leads 11-0
In Cincinnati: UC leads 8-0

In Cleveland:

UC leads 3-0
Neutral: 0-0
Current Streak: UC — 11
12/1/1970..... FH..... W.....85-75
12/1/1971..... FH..... W.....93-68
1/7/1974..... FH..... W.....102-61
12/10/1974..... A..... W.....78-67
11/29/1975..... FH..... W.....98-65
1/9/1982..... RC..... W.....68-64
12/2/1982..... FH..... W.....113-85
12/3/1991..... SC..... W.....91-56
1/13/1993..... A..... W.....72-63
12/10/1993..... SC..... W.....92-70
11/26/1999..... N..... W.....91-56

COASTAL CAROLINA

Total: UC leads 3-1
In Cincinnati: UC leads 3-0
In Conway: Coastal Carolina leads 1-0
Neutral: 0-0
Current Streak: UC — 2
12/31/1986..... RC..... W.....81-62
1/6/1990..... SC..... L.....73-72
11/16/2007..... SC..... W.....74-59
11/24/2008..... SC..... W.....82-56

COLORADO

Total: UC leads 7-1
In Cincinnati: UC leads 3-0
In Boulder: Colorado leads 1-0
Neutral: UC leads 2-0
Current Streak: Colorado — 1
12/21/1961..... FH..... W.....84-67
3/17/1962..... N..... W.....73-46
3/16/1963..... N..... W.....67-60
12/18/1963..... A..... W.....82-64
12/14/1965..... A..... W.....67-64
12/19/1966..... FH..... W.....66-64
12/28/1981..... RC..... W.....87-76
12/18/1982..... A..... L.....79-65

COLORADO STATE

Total: UC leads 2-0
In Cincinnati: UC leads 2-0
In Fort Collins: 0-0
Neutral: 0-0
Current Streak: UC — 2
12/29/1948..... MH..... W.....70-43
12/11/1954..... Cen..... W.....99-70

CONNECTICUT

Total: Connecticut leads 7-3
In Cincinnati: Connecticut leads 3-1
In Storrs: Series tied 2-2
Neutral: Connecticut leads 2-0
Current Streak: UC — 1
3/18/1995..... N..... L.....96-91
1/9/2006..... A..... L.....70-59
1/23/2008..... SC..... L.....84-83
3/9/2008..... A..... L.....96-51
1/10/2009..... SC..... L.....82-71
12/30/2010..... SC..... W.....71-69
2/13/2010..... A..... W.....60-48
2/27/2011..... SC..... L.....67-59
3/19/2011..... N..... L.....69-58
1/18/2012..... A..... W.....70-67

COPPIN STATE

Total: UC leads 3-0
In Cincinnati: UC leads 3-0
In Baltimore: 0-0
Neutral: 0-0
Current Streak: UC — 3



3/19/1993.....N.....W.....93-66
 12/8/2001.....SC.....W.....90-39
 11/29/2003...SC.....W.....76-56

CORNELL

Total: Cornell leads 1-0
In Cincinnati: Cornell leads 1-0
In Ithaca: 0-0
Neutral: 0-0
Current Streak: UC—1
 1/2/1931.....Sch.....L.....20-16

CREIGHTON

Total: UC leads 2-0
In Cincinnati: 0-0
In Omaha: 0-0
Neutral: UC leads 2-0
Current Streak: UC — 2
 3/16/1962.....N.....W.....66-46
 12/28/1989.....N.....W.....60-58

DARTMOUTH

Total: Dartmouth leads 1-0
In Cincinnati: Dartmouth leads 1-0
In Hanover: 0-0
Neutral: 0-0
Current Streak: Dartmouth — 1
 12/31/1921..Sch.....L.....24-20

DAVIDSON

Total: Series tied 3-3
In Cincinnati: UC leads 3-0
In Davidson: Davidson leads 2-0
Neutral: Davidson leads 1-0
Current Streak: UC — 2
 12/22/1962...FH.....W.....72-46
 2/27/1971.....A.....L.....70-67
 12/16/1972...FH.....W.....95-84
 12/30/1972...N.....L.....66-63
 2/23/1974.....A.....L.....67-62
 2/22/1975.....FH.....W.....96-81

DAYTON

Total: UC leads 60-31
In Cincinnati: UC leads 38-12
In Dayton: Dayton leads 19-18
Neutral: UC leads 4-0
Current Streak: UC — 1
 1/31/1907.....A.....L.....32-8
 2/10/1911.....A.....L.....48-19
 2/14/1925...Sch.....L.....26-25
 2/27/1929...Sch.....W.....33-22
 1/28/1930...A.....W.....24-20
 2/19/1930...Sch.....W(OT).....37-35
 12/18/1931..Sch.....W.....37-29
 12/14/1932..Sch.....W.....39-34
 12/19/1934..Sch.....L.....49-18
 1/16/1936...Sch.....W.....39-27
 2/11/1936...A.....W.....35-23
 2/16/1937...A.....W.....35-32
 3/1/1937...Sch.....W.....45-29
 1/22/1938...Sch.....L.....32-30
 2/12/1938...A.....L.....34-28
 1/10/1939...Sch.....L.....46-27
 2/4/1939...A.....L.....40-27
 2/10/1940...A.....L.....42-36
 2/17/1940...Sch.....W.....41-31
 1/25/1941...A.....L.....43-29
 2/19/1941...Sch.....L.....44-37
 1/24/1942...Sch.....L.....47-39
 2/14/1942...A.....L.....42-37
 1/23/1943...A.....L.....54-34
 2/19/1943...XS.....L.....47-34
 12/11/1945..Sch.....W.....45-28
 1/15/1946...A.....L.....48-37

1/27/1947...Sch.....W.....58-46
 2/11/1947...A.....L.....45-42
 1/20/1948...A.....W.....61-43
 2/3/1948...Sch.....W.....68-34
 1/22/1954...CG.....L.....71-69
 2/17/1954...A.....L.....91-66
 1/15/1955...A.....W.....85-78
 2/18/1955...FH.....L.....80-69
 12/16/1955..FH.....L.....66-57
 3/3/1956...A.....L.....71-58
 12/15/1956..A.....W.....65-53
 3/1/1957...FH.....L.....67-63
 3/4/1958...CG.....W.....70-66
 2/4/1959...CG.....W.....96-74
 1/2/1960...CG.....W.....70-63
 12/29/1960...CG.....W.....71-61
 1/16/1962...CG.....W.....80-61
 1/20/1962...CG.....W.....44-37
 2/5/1964...CG.....W.....77-63
 1/12/1965...CG.....W.....76-65
 1/12/1966...CG.....W.....87-79
 1/10/1967...A.....W.....62-49
 12/23/1967...N.....W.....71-70
 12/30/1967..FH.....W.....82-68
 2/19/1969...FH.....W.....96-60
 12/23/1969...A.....W.....64-62
 2/11/1971...FH.....L.....70-69
 1/19/1972...A.....L.....76-60
 1/31/1973...FH.....W.....84-71
 1/30/1974...A.....L.....91-79
 2/12/1975...FH.....W.....79-68
 3/9/1976...A.....W.....85-84
 1/12/1977...RC.....W.....84-61
 2/11/1978...A.....W.....42-40
 2/7/1979...RC.....W.....82-74
 1/5/1980...A.....W.....69-68
 12/30/1980..RC.....W.....80-77
 1/6/1982...A.....W.....77-73
 1/12/1983...RC.....W.....50-49
 2/25/1984...A.....L.....82-60
 1/12/1985...A.....L.....81-66
 2/2/1985...RC.....W.....83-62
 1/25/1986...RC.....W.....82-77
 1/31/1987...A.....L.....67-64
 1/30/1988...CG.....W(OT).....76-74
 1/28/1989...A.....L.....86-80
 12/16/1989..SC.....W.....90-88
 12/29/1990...A.....W.....75-71
 2/5/1992...SC.....W.....77-48
 12/29/1992..A.....W.....65-55
 1/15/1994...A.....W.....79-63
 2/26/1994...SC.....W.....93-54
 1/26/1995...A.....W.....81-60
 2/12/1995...SC.....W.....116-63
 12/27/1998...N.....W.....53-51
 11/29/2000...A.....W.....82-75
 11/28/2001...SC.....W.....77-55
 11/30/2002..A.....L.....75-69
 12/23/2003...SC.....W.....82-53
 12/4/2004...A.....W.....65-55
 11/29/2005...SC.....L.....75-66
 12/22/2005...N.....W.....81-63
 3/22/2010...SC.....L.....81-66
 11/27/10...RC.....W.....68-34

DELAWARE

Total: UC leads 1-0
In Cincinnati: 0-0
In Newark: 0-0
Neutral: UC leads 1-0
Current Streak: UC — 1
 3/20/1992...N.....W.....85-47

DENISON

Total: Denison leads 26-13

In Cincinnati: Denison leads 15-8
In Granville: Denison leads 11-5
Neutral: 0-0
Current Streak: UC — 2
 3/6/1908...Mc.....W.....27-19
 1/15/1909...A.....L.....41-20
 2/12/1909...Mc.....W.....32-25
 3/5/1911...Mc.....L.....22-12
 2/5/1912...Sch.....L.....40-26
 2/29/1912...A.....L.....40-25
 2/1/1913...A.....L.....78-29
 3/7/1913...Sch.....L.....81-16
 3/6/1914...A.....L.....77-24
 2/5/1915...Sch.....L.....48-13
 3/3/1916...A.....L.....47-9
 1/19/1917...A.....L.....39-18
 3/3/1917...Sch.....L.....38-26
 2/6/1919...A.....L.....35-14
 3/1/1919...A.....L.....28-16
 3/13/1920...Sch.....L.....26-22
 3/12/1921...Sch.....L.....23-18
 3/4/1922...Sch.....L.....28-24
 3/1/1923...Sch.....L.....33-14
 1/12/1924...A.....W.....26-20
 2/28/1924...Sch.....L.....27-17
 2/27/1925...Sch.....L.....33-21
 3/3/1925...A.....L.....29-20
 1/9/1926...A.....L.....28-24
 2/5/1926...Sch.....W.....31-27
 1/14/1927...A.....L.....25-23
 2/17/1927...Sch.....L.....31-27
 1/28/1928...A.....W.....29-19
 2/11/1928...Sch.....W.....50-26
 1/19/1929...A.....W.....27-25
 2/9/1929...Sch.....W.....37-35
 1/11/1930...A.....W.....33-27
 2/1/1930...Sch.....W.....45-20
 1/10/1931...Sch.....W.....25-15
 2/11/1931...A.....L.....42-24
 1/20/1932...A.....L.....25-24
 2/22/1932...Sch.....L.....42-36
 2/5/1934...A.....W.....37-33
 2/23/1934...Sch.....W.....43-34

DENVER

Total: UC leads 4-0
In Cincinnati: UC leads 3-0
In Denver: UC leads 1-0
Neutral: 0-0
Current Streak: UC — 4
 12/20/1963...A.....W.....64-48
 12/21/1964..FH.....W.....99-64
 12/15/1984...RC.....W.....66-50
 12/21/1985...RC.....W.....66-48

DE PAUL

Total: UC leads 34-15
In Cincinnati: UC leads 18-4
In Chicago: UC leads 12-10
Neutral: UC leads 4-1
Current Streak: UC — 4
 2/7/1950...A.....L(2OT).....67-59
 1/4/1951...CG.....L.....53-52
 2/2/1952...A.....L.....62-48
 1/20/1953...CG.....L.....68-67
 3/11/1960...N.....W.....99-59
 3/1/1975...FH.....W.....96-88
 2/21/1976...A.....L.....70-60
 3/20/1990...A.....L.....61-59
 1/15/1992...A.....L.....75-66
 2/20/1992...SC.....L.....71-69
 1/16/1993...A.....W.....70-64
 1/30/1993...SC.....W.....80-54
 3/12/1993...N.....W.....78-69
 1/29/1994...SC.....W.....66-43

3/2/1994...A.....W.....81-65
 3/10/1994...SC.....W.....95-86
 1/6/1995...A.....W.....67-64
 1/21/1995...SC.....W.....92-82
 3/9/1995...N.....W(OT).....96-95
 1/25/1996...SC.....W.....71-61
 2/17/1996...A.....W.....87-60
 2/1/1997...SC.....W.....90-53
 2/22/1997...A.....W.....83-54
 2/5/1998...A.....W.....109-73
 2/21/1998...SC.....W.....75-38
 1/6/1999...SC.....W.....87-64
 2/6/1999...A.....L(OT).....61-60
 2/13/2000...SC.....W.....87-64
 3/2/2000...A.....W.....64-62
 2/3/2001...SC.....W.....91-70
 3/3/2001...A.....W.....75-62
 1/16/2002...SC.....W.....89-72
 2/19/2002...A.....W.....79-62
 1/8/2003...SC.....W.....64-56
 1/29/2003...A.....L.....56-52
 1/10/2004...SC.....W.....90-65
 3/4/2004...A.....L.....68-65
 3/13/2004...N.....W.....55-50
 1/6/2005...SC.....W.....83-54
 2/12/2005...A.....L.....85-66
 1/4/2006...SC.....W.....82-60
 2/24/2007...A.....L.....58-45
 3/6/2008...SC.....L.....60-54
 1/17/2009...A.....W.....59-55
 3/10/2009...N.....L.....67-57
 2/24/2010...H.....W.....74-69
 12/28/10...SC.....W.....76-60
 2/8/2011...A.....W.....71-68
 2/4/2012...SC.....W.....74-66

DEPAUW

Total: DePauw leads 5-4
In Cincinnati: Series tied 3-3
In Greencastle: DePauw leads 2-1
Neutral: 0-0
Current Streak: UC — 4
 12/19/1930..Sch.....L.....30-22
 2/7/1931...A.....L.....28-13
 1/2/1932...A.....L.....25-24
 1/15/1932...Sch.....L.....27-26
 12/17/1932..Sch.....L.....34-15
 2/7/1933...A.....W.....16-15
 12/21/1955...FH.....W.....87-58
 12/8/1956...FH.....W.....65-53
 12/1/1962...FH.....W.....97-39

DETROIT

Total: Series tied at 2-2
In Cincinnati: UC leads 2-1
In Detroit: Detroit leads 1-0
Neutral: 0-0
Current Streak: UC — 2
 12/6/1930...A.....L.....34-25
 2/2/1931...Sch.....L.....37-20
 11/19/1997...SC.....W.....76-66
 12/11/2004...SC.....W.....61-44

DRAKE

Total: UC leads 22-8
In Cincinnati: UC leads 12-3
In Des Moines: UC leads 10-5
Neutral: 0-0
Current Streak: UC — 1
 12/28/1957...A.....W.....74-72
 2/17/1958...FH.....W.....98-64
 1/17/1959...A.....W.....97-60
 1/26/1959...FH.....W.....73-52
 2/1/1960...FH.....W.....96-61
 3/5/1960...A.....W.....71-56

1/20/1961...A.....W.....86-64
 1/28/1961...FH.....W.....80-70
 12/11/1961...A.....W.....60-59
 1/30/1962...FH.....W.....73-52
 1/31/1963...FH.....W(OT).....65-60
 2/4/1963...A.....W.....71-60
 1/18/1964...A.....L(OT).....76-66
 2/22/1964...FH.....W.....61-55
 1/23/1965...A.....L.....89-80
 2/27/1965...FH.....W.....66-58
 2/12/1966...A.....W.....60-47
 2/26/1966...FH.....W.....56-49
 2/11/1967...FH.....L.....58-55
 2/25/1967...A.....W.....66-65
 2/10/1968...A.....L.....87-75
 2/24/1968...FH.....W.....88-74
 1/14/1969...FH.....L.....69-64
 2/25/1969...A.....L.....85-68
 1/17/1970...A.....L.....63-57
 2/24/1970...FH.....W.....88-72
 1/2/1971...FH.....W.....60-59
 1/3/1972...A.....W.....81-78
 1/25/1973...FH.....L.....74-72
 1/23/1974...A.....W.....73-67

DUKE

Total: Duke leads 2-1
In Cincinnati: 0-0
In Durham: Duke leads 1-0
Neutral: Series tied 1-1
Current Streak: UC — 1
 12/29/1979...A.....L(OT).....87-75
 12/29/1989...N.....L.....95-83
 11/28/1998...N.....W.....77-75

DUQUESNE

Total: UC leads 22-12
In Cincinnati: UC leads 14-3
In Pittsburgh: Series tied at 8-8
Neutral: Duquesne leads 1-0
Current Streak: UC — 1
 2/13/1948...MH.....W.....55-41
 2/17/1949...A.....W.....58-50
 3/2/1949...CG.....W.....68-51
 1/10/1950...A.....L.....60-54
 2/2/1950...CG.....L.....60-54
 1/8/1951...A.....W.....86-74
 2/3/1951...CG.....W.....69-54
 1/3/1952...CG.....L.....71-41
 2/18/1952...A.....L.....76-64
 1/12/1953...A.....L.....93-76
 1/23/1953...CG.....W.....72-69
 2/26/1954...CG.....W.....66-52
 2/14/1955...A.....L.....81-67
 2/25/1955...FH.....L.....68-60
 3/17/1955...N.....L.....65-51
 1/7/1956...FH.....W.....74-52
 2/13/1956...A.....W.....95-79
 1/5/1957...FH.....W.....90-79
 1/11/1957...A.....L.....60-59
 2/1/1958...A.....W.....72-61
 2/26/1959...FH.....W.....88-69
 1/23/1960...A.....W.....61-58
 1/17/1961...FH.....W.....64-53
 1/18/1962...A.....W.....62-54
 1/11/1964...A.....L.....80-60
 3/4/1975...FH.....W.....72-70
 2/29/1976...A.....W.....80-73
 1/29/1977...RC.....W.....83-65
 2/26/1978...A.....W.....72-64
 12/9/1978...RC.....W.....75-73
 1/22/1981...A.....L.....85-77
 12/16/1981...RC.....W.....79-60
 1/20/1983...A.....L.....71-63
 12/1/2001...SC.....W.....74-41



ALL-TIME SERIES SCORES

EARLHAM

Total: Earlham leads 3-1
In Cincinnati: Earlham leads 2-1
In Richmond: Earlham leads 1-0
Neutral: 0-0
Current Streak: UC — 1
 1/13/1911...Mc...L.....36-15
 1/5/1912...A.....L.....28-17
 1/17/1912...Sch...L.....40-22
 1/17/1913...Sch...W.....27-16s

EAST CAROLINA

Total: UC leads 7-0
In Cincinnati: UC leads 4-0
In Greenville: UC leads 3-0
Neutral: 0-0
Current Streak: UC — 7
 12/6/1991...SC.....W.....105-69
 1/5/2002...A.....W.....72-62
 1/29/2002...SC.....W.....75-48
 1/22/2003...A.....W.....59-53
 2/26/2003...SC.....W.....53-52
 1/28/2004...SC.....W.....80-57
 1/12/2005...A.....W.....84-78

EAST TENNESSEE STATE

Total: UC leads 2-1
In Cincinnati: Series tied 1-1
In Johnson City: 0-0
Neutral: UC leads 1-0
Current Streak: UC — 1
 1/14/1956...FH.....W.....93-55
 12/22/1990...SC.....L.....90-79
 3/19/2004...N.....W.....80-77

EASTERN KENTUCKY

Total: UC leads 10-0
In Cincinnati: UC leads 8-0
In Richmond: UC leads 2-0
Neutral: 0-0
Current Streak: UC — 10
 1/18/1957...FH.....W.....90-82
 1/10/1976...FH.....W.....73-66
 2/9/1977...A.....W.....78-60
 12/12/1977...RC.....W.....73-58
 11/26/1983...RC.....W.....68-65
 11/24/1984...RC.....W.....50-48
 12/14/1985...A.....W.....68-65
 1/22/1992...SC.....W.....81-41
 12/20/1997...SC.....W.....106-54
 12/20/2008...SC.....W(OT).....85-77

EASTERN MICHIGAN

Total: UC leads 1-0
In Cincinnati: UC leads 1-0
In Ypsilanti: 0-0
Neutral: 0-0
Current Streak: UC — 1
 12/19/1996...SC.....W.....102-79

ELON

Total: UC leads 1-0
In Cincinnati: UC leads 1-0
In Elon: 0-0
Neutral: 0-0
Current Streak: UC — 1
 12/30/2003...SC.....W.....102-63

EVANSVILLE

Total: UC leads 3-2
In Cincinnati: Series tied 1-1
In Evansville: Series tied 1-1

Neutral: UC leads 1-0
Current Streak: UC — 1
 12/29/1954...N.....W.....82-62
 12/20/1986...RC.....W.....76-62
 1/6/1988...A.....L.....82-75
 2/13/1989...CG.....L.....83-69
 12/15/1990...A.....W.....58-48

FAIRFIELD

Total: UC leads 1-0
In Cincinnati: UC leads 1-0
In Fairfield: 0-0
Neutral: 0-0
Current Streak: UC — 1
 11/24/2007...SC.....W.....69-64

FAIRLEIGH DICKINSON

Total: UC leads 2-0
In Cincinnati: UC leads 2-0
In Teaneck: 0-0
Neutral: 0-0
Current Streak: UC — 2
 1/18/1974...FH.....W.....96-70
 11/25/1991...SC.....W.....75-58

FLORIDA A&M

Total: UC leads 2-0
In Cincinnati: UC leads 2-0
In Tallahassee: 0-0
Neutral: 0-0
Current Streak: UC — 2
 11/26/2002...SC.....W.....80-53
 11/22/10...SC.....W.....76-51

FLORIDA STATE

Total: Florida State leads 22-16
In Cincinnati: UC leads 10-6
In Tallahassee: FSU leads 12-3
Neutral: FSU leads 4-3
Current Streak: UC — 1

3/4/1972...FH.....W.....88-64
 1/13/1973...A.....L.....78-74
 2/10/1973...FH.....W.....89-62
 12/27/1977...RC.....W.....77-75
 1/17/1978...A.....L.....76-66
 1/27/1979...RC.....L.....80-77
 2/17/1979...A.....L.....76-71
 2/21/1980...RC.....L.....54-52
 2/9/1980...A.....L.....77-74
 2/29/1980...N.....L(2OT).....79-69
 1/5/1981...RC.....L.....79-77
 2/14/1981...A.....W.....80-79
 3/6/1981...N.....W.....58-57
 2/20/1982...RC.....W.....84-83
 2/27/1982...A.....W.....73-71
 1/22/1983...A.....L.....86-79
 2/5/1983...RC.....W.....63-48
 1/14/1984...A.....L.....71-57
 2/29/1984...RC.....L.....85-64
 1/2/1985...RC.....W.....63-62
 2/27/1985...A.....L.....86-60
 3/8/1985...N.....L.....75-65
 1/11/1986...A.....L.....76-73
 2/15/1986...RC.....W.....78-72
 1/17/1987...RC.....W.....69-67
 2/2/1987...A.....L.....77-75
 1/23/1988...CG.....L.....74-71
 2/6/1988...A.....L.....101-68
 3/11/1988...N.....L.....84-74
 1/21/1989...A.....L.....95-80
 2/4/1989...CG.....L.....66-65
 1/11/1990...SC.....W.....82-62

2/8/1990...A.....W.....72-69
 3/8/1990...N.....W(OT).....65-64
 1/10/1991...A.....L.....72-67
 2/7/1991...SC.....W.....76-67
 11/28/2008...N.....L.....58-47
 3/18/2012...N.....W.....62-56

FORDHAM

Total: UC leads 1-0
In Cincinnati: UC leads 1-0
In Bronx: 0-0
Neutral: 0-0
Current Streak: UC — 1
 12/22/1956...FH.....W.....73-67

FRANKLIN

Total: UC leads 1-0
In Cincinnati: UC leads 1-0
In Franklin: 0-0
Neutral: 0-0
Current Streak: UC — 1
 2/4/1910...Mc.....W.....38-24

FURMAN

Total: UC leads 1-0
In Cincinnati: 0-0
In Greenville: 0-0
Neutral: UC leads 1-0
Current Streak: UC — 1
 12/31/1953...N.....W.....93-77

GEORGE MASON

Total: UC leads 1-0
In Cincinnati: 0-0
In Fairfax: 0-0
Neutral: UC leads 1-0
Current Streak: UC — 1
 3/12/1999...N.....W.....72-48

GEORGE WASHINGTON

Total: UC leads 12-1
In Cincinnati: UC leads 9-0
In Washington: UC leads 3-1
Neutral: 0-0
Current Streak: UC — 5
 12/21/1956...FH.....W.....88-68
 12/31/1960...FH.....W.....84-61
 2/12/1962...FH.....W.....83-43
 12/8/1962...FH.....W.....86-59
 11/30/1963...FH.....W.....101-65
 12/1/1964...A.....W.....80-72
 12/1/1966...FH.....W.....85-61
 2/20/1971...A.....L.....95-89
 2/19/1972...FH.....W.....97-79
 2/17/1973...A.....W.....71-65
 2/21/1974...FH.....W.....83-61
 2/15/1975...A.....W.....81-72
 1/31/1976...FH.....W.....102-72

GEORGETOWN COLLEGE

Total: UC leads 13-4
In Cincinnati: UC leads 12-3
In Georgetown: Series tied 1-1
Neutral: 0-0
Current Streak: UC — 1
 2/19/1904...Mc.....L.....27-22
 3/4/1904...A.....W.....20-17
 2/14/1912...Sch...W.....30-26
 1/16/1914...Sch...L.....44-31
 2/20/1914...A.....L.....27-23
 12/16/1922...Sch...W.....36-19
 12/31/1928...Sch...W.....40-27

12/18/1929...Sch...W.....40-12
 12/11/1931...Sch...W.....41-23
 12/10/1932...Sch...W.....35-29
 12/15/1933...Sch...W.....52-17
 12/8/1937...Sch...W.....44-34
 12/7/1938...Sch...W.....47-31
 12/9/1939...Sch...W.....33-18
 12/7/1940...Sch...W.....56-41
 11/29/1941...Sch...L.....33-29
 12/9/1942...Sch...W.....52-40

GEORGETOWN UNIV.

Total: UC leads 6-5
In Cincinnati: Cincinnati leads 2-1
In Washington: Georgetown leads 4-3
Neutral: UC leads 1-0
Current Streak: UC — 4
 1/28/2006...A.....L.....76-57
 1/27/2007...A.....L.....82-67
 2/21/2007...SC.....L.....75-65
 2/23/2008...A.....L.....73-53
 1/28/2009...SC.....W.....65-57
 2/7/2009...A.....W(OT).....64-62
 3/6/2010...A.....L.....74-47
 2/23/2011...A.....W.....58-46
 3/5/2011...SC.....W.....69-47
 1/9/2012...A.....W.....68-64
 3/8/2012...N.....W(2OT).....72-70

GEORGIA

Total: UC leads 1-0
In Cincinnati: 0-0
In Athens: UC leads 1-0
Neutral: 0-0
Current Streak: UC — 1
 12/2/2011...A.....W.....57-51

GEORGIA SOUTHERN

Total: UC leads 2-0
In Cincinnati: UC leads 2-0
In Statesboro: 0-0
Neutral: 0-0
Current Streak: UC — 2
 12/12/1992...SC.....W.....91-57
 12/14/2010...SC.....W.....99-54

GEORGIA TECH

Total: UC leads 8-3
In Cincinnati: UC leads 4-1
In Atlanta: Georgia Tech leads 2-0
Neutral: UC leads 4-0
Current Streak: UC — 3
 12/21/1926...Sch...W.....52-25
 3/5/1976...N.....W.....71-60
 2/12/1977...RC.....W.....84-73
 3/5/1977...N.....W.....74-61
 1/2/1978...A.....L.....59-56
 2/9/1978...RC.....W.....75-67
 3/2/1978...RC.....L.....39-38
 1/29/1979...A.....L.....82-73
 2/5/1979...RC.....W.....55-51
 12/28/1994...N.....W.....69-66
 3/22/1996...N.....W.....87-70

GONZAGA

Total: Gonzaga leads 2-1
In Cincinnati: 0-0
In Spokane: 0-0
Neutral: Gonzaga leads 2-1
Current Streak: GU — 2
 12/4/1999...N.....W.....75-68
 3/20/2003...N.....L.....74-69

11/25/2009...N.....L(OT).....61-59

HANOVER

Total: UC leads 11-6
In Cincinnati: UC leads 7-3
In Hanover: UC leads 4-3
Neutral: 0-0
Current Streak: UC — 5
 1/28/1903...Mc.....W.....30-25
 1/29/1904...Mc.....L.....32-22
 3/25/1904...A.....L.....29-11
 2/10/1905...Mc.....W.....15-14
 12/22/1933...A.....W.....27-25
 1/5/1934...Sch...L.....34-33
 12/12/1934...Sch...W.....48-34
 1/15/1935...A.....W.....42-35
 12/13/1939...A.....L.....57-41
 1/20/1940...Sch...W.....43-31
 12/18/1940...Sch...L.....46-36
 2/1/1941...A.....L.....42-41
 1/3/1942...Sch...W.....60-41
 2/21/1942...A.....W.....61-57
 2/4/1943...Sch...W.....67-33
 2/23/1943...A.....W.....52-48
 12/8/1954...Gen...W.....93-50

HARVARD

Total: Harvard leads 1-0
In Cincinnati: 0-0
In Boston: 0-0
Neutral: Harvard leads 1-0
Current Streak: Harvard — 1
 12/13/1974...N.....L.....77-76

HAWAII

Total: Hawaii leads 1-0
In Cincinnati: 0-0
In Honolulu: Hawaii leads 1-0
Neutral: 0-0
Current Streak: Hawaii — 1
 12/30/1994...A.....L.....75-66

HEIDELBERG

Total: UC leads 3-1
In Cincinnati: UC leads 2-1
In Heidelberg: UC leads 1-0
Neutral: 0-0
Current Streak: UC — 1
 2/4/1921...Sch...W.....14-10
 1/13/1923...Sch...W.....39-20
 1/31/1925...Sch...L.....22-17
 3/10/1925...A.....W.....21-20

HIGH POINT

Total: UC leads 1-0
In Cincinnati: UC leads 1-0
In High Point: 0-0
Neutral: 0-0
Current Streak: UC — 1
 11/12/2006...SC.....W.....63-51

HIRAM

Total: UC leads 1-0
In Cincinnati: UC leads 1-0
In Hiram: 0-0
Neutral: 0-0
Current Streak: UC — 1
 2/9/1922...Sch...W.....39-19

HOLY CROSS

Total: Holy Cross leads 3-1
In Cincinnati: Series tied 1-1, HC 1



In Worcester: 0-0
Neutral: Holy Cross leads 2-0
Current Streak: UC — 1
 12/29/1975... N..... L66-65
 12/16/1978... N..... L110-88
 12/20/1980... RC..... L69-58
 11/25/2005... SC..... W77-55

HOUSTON
Total: UC leads 22-1
In Cincinnati: UC leads 11-0
In Houston: UC leads 11-1
Neutral: 0-0
Current Streak: UC — 10
 12/21/1957... A..... W70-53
 1/13/1958... FH..... W93-57
 1/10/1959... A..... W62-54
 2/28/1959... FH..... W78-66
 2/6/1960... FH..... W67-55
 2/20/1960... A..... W57-47
 1/5/1961... FH..... W (OT)74-71
 2/23/1961... A..... W85-80
 2/1/1962... A..... W60-52
 2/16/1962... FH..... W59-47
 1/2/1963... FH..... W79-56
 2/10/1964... A..... W (OT)66-59
 2/3/1973... A..... L90-85
 2/9/1974... FH..... W84-73
 2/8/1975... A..... W103-83
 2/18/1997... SC..... W97-64
 1/4/1998... A..... W81-68
 12/22/1998... SC..... W115-78
 2/17/2000... A..... W77-65
 2/24/2001... SC..... W85-50
 1/12/2002... A..... W83-62
 2/7/2004... A..... W54-51
 1/29/2005... SC..... W87-68

HOWARD
Total: UC leads 2-0
In Cincinnati: UC leads 2-0
In Washington: 0-0
Neutral: 0-0
Current Streak: UC — 2
 12/17/1996... SC..... W90-46
 11/10/2006... SC..... W70-39

ILLINOIS
Total: Illinois leads 3-1
In Cincinnati: 0-0
In Champaign: UC leads 1-0
Neutral: Illinois leads 3-0
Current Streak: Illinois — 3
 1/26/1963... A..... W62-53
 12/18/1984... N..... L87-65
 3/21/2004... N..... L92-68
 12/31/2004... N..... L67-45

ILLINOIS-CHICAGO
Total: UC leads 2-1
In Cincinnati: Series tied 1-1
In Chicago: UC leads 1-0
Neutral: 0-0
Current Streak: Illinois-Chicago — 1
 1/3/1981... RC..... W87-70
 11/26/1982... A..... W71-61
 12/12/1983... RC..... L72-64

ILLINOIS STATE
Total: UC leads 2-1
In Cincinnati: UC leads 2-0
In Normal: Illinois State leads 1-0
Neutral: 0-0
Current Streak: Illinois State — 1
 2/2/1996... SC..... W91-57

11/22/2005... SC..... W76-59
 12/8/2007... SC..... L62-52

INDIANA
Total: Indiana leads 12-3
In Cincinnati: Indiana leads 4-2
In Bloomington: Indiana leads 8-0
Neutral: UC leads 1-0
Current Streak: Indiana — 2
 3/1/1906... Mc..... W25-22
 2/17/1919... Sch..... L38-24
 2/19/1920... A..... L36-12
 1/2/1925... A..... L51-7
 12/31/1927... Sch..... L56-41
 12/9/1932... A..... L41-12
 12/4/1936... A..... L46-13
 12/18/1945... A..... L54-44
 2/11/1946... XS..... L60-22
 12/5/1953... A..... L78-65
 12/18/1954... FH..... W97-65
 12/19/1955... A..... L80-61
 12/30/1976... N..... W52-43
 1/4/1992... SC..... L81-60
 12/19/1992... A..... L79-64

INDIANAPOLIS
Total: Indianapolis leads 4-1
In Cincinnati: Series tied 1-1
In Indianapolis: UI leads 3-0
Neutral: 0-0
Current Streak: Indianapolis — 4
 1/8/1935... Sch..... W37-32
 1/30/1935... A..... L37-22
 3/12/1936... A..... L46-36
 12/16/1936... Sch..... L32-28
 2/9/1937... A..... L33-25

INDIANA-PURDUE FW
Total: UC leads 1-0
In Cincinnati: UC leads 1-0
In Fort Wayne: 0-0
Neutral: 0-0
Current Streak: UC — 1
 11/20/10... SC..... W65-59

INDIANA STATE
Total: UC leads 11-1
In Cincinnati: UC leads 10-0
In Terre Haute: Series tied 1-1
Neutral: 0-0
Current Streak: UC — 2
 2/23/1957... FH..... W89-65
 12/6/1957... FH..... W105-49
 12/1/1958... FH..... W93-64
 12/1/1959... FH..... W107-62
 12/1/1960... FH..... W90-51
 12/2/1961... FH..... W86-63
 12/2/1967... FH..... W83-79
 12/6/1969... FH..... W104-82
 12/15/1982... RC..... W88-83
 12/15/1983... A..... L84-63
 2/1/1986... RC..... W60-57
 12/29/1986... A..... W70-60

IOWA
Total: UC leads 6-2
In Cincinnati: UC leads 1-0
In Iowa City: UC leads 2-0
Neutral: UC leads 3-2
Current Streak: UC — 1
 12/30/1959... N..... W96-83
 2/4/1961... A..... W77-60
 12/30/1966... N..... L78-69
 12/18/1969... FH..... W114-105
 12/17/1970... A..... W (OT)73-70

1/22/1971... N..... W73-69
 12/5/1980... N..... L69-64
 3/17/2005... N..... W76-64

IOWA STATE
Total: UC leads 2-1
In Cincinnati: 0-0
In Ames: 0-0
Neutral: UC leads 2-1
Current Streak: UC — 2
 3/15/1997... N..... L67-66
 11/27/1998... N..... W60-52
 11/28/1999... N..... W75-60

JACKSON STATE
Total: UC leads 1-0
In Cincinnati: UC leads 1-0
Neutral: 0-0
Current Streak: UC — 1
 12/20/2004... SC..... W95-43

JACKSONVILLE
Total: UC leads 3-1
In Cincinnati: UC leads 2-0
In Jacksonville: Series tied 1-1
Neutral: 0-0
Current Streak: UC — 2
 2/12/1972... FH..... W88-84
 2/25/1974... A..... L81-66
 2/7/1976... RC..... W87-62
 2/26/1977... A..... W78-61

JACKSONVILLE STATE
Total: UC leads 1-0
In Cincinnati: UC leads 1-0
In Jacksonville: 0-0
Neutral: 0-0
Current Streak: UC — 1
 11/15/2011... SC..... W73-59

JAMES MADISON
Total: UC leads 1-0
In Cincinnati: 0-0
In Harrisonburg: 0-0
Neutral: UC leads 1-0
Current Streak: UC — 1
 12/21/1984... N..... W63-56

JOHN CARROLL
Total: UC leads 1-0
In Cincinnati: 0-0
In Cleveland: UC leads 1-0
Neutral: 0-0
Current Streak: UC — 1
 3/4/1949... A..... W55-53

KANSAS
Total: UC leads 4-3
In Cincinnati: UC leads 2-1
In Lawrence: Series tied 1-1
Neutral: Series tied 1-1
Current Streak: Kansas — 2
 12/15/1949... CG..... W56-54
 3/12/1960... N..... W82-71
 12/15/1962... A..... W64-49
 12/7/1963... FH..... L51-47
 12/17/1964... FH..... W76-72
 12/15/1967... A..... L67-61
 12/4/1996... N..... L72-65

KANSAS STATE
Total: UC leads 6-1
In Cincinnati: UC leads 2-0
In Manhattan: UC leads 2-0

Neutral: UC leads 2-1
Current Streak: UC — 6
 3/14/1958... N..... L (OT)83-80
 3/14/1959... N..... W85-75
 3/19/1961... N..... W69-64
 12/14/1962... A..... W75-61
 12/23/1963... FH..... W72-70
 12/16/1967... A..... W (OT)58-56
 12/2/1968... FH..... W86-70

KENT STATE
Total: UC leads 6-1
In Cincinnati: UC leads 4-0
In Kent: Series tied 1-1
Neutral: UC leads 1-0
Current Streak: UC — 6
 12/12/1952... A..... L72-66
 2/20/1953... CG..... W94-63
 2/6/1971... A..... W74-63
 12/30/1971... FH..... W80-67
 3/14/1985... RC..... W77-61
 11/24/1990... SC..... W89-62
 3/17/2001... N..... W66-43

KENTUCKY
Total: Kentucky leads 27-11
In Cincinnati: Series tied 8-8
In Lexington: Kentucky 18-3
Neutral: Kentucky leads 1-0
Current Streak: Kentucky - 15
 2/14/1902... Mc..... W31-21
 3/5/1904... A..... L28-21
 2/16/1906... Mc..... W38-9
 1/19/1909... Mc..... W41-25
 2/18/1909... A..... L28-23
 2/7/1910... Mc..... W47-17
 2/8/1913... A..... L20-18
 2/21/1914... A..... L20-18
 1/14/1916... A..... L37-24
 2/19/1916... Sch..... L34-10
 1/31/1919... Sch..... W28-18
 2/21/1919... A..... L34-21
 1/17/1920... Sch..... W22-19
 1/26/1921... Sch..... L26-19
 2/5/1923... A..... W33-24
 12/13/1924... A..... L28-23
 1/3/1925... Sch..... W24-20
 12/18/1926... A..... W48-10
 12/27/1926... Sch..... W51-22
 12/16/1933... A..... L31-25
 12/18/1937... A..... L38-21
 12/17/1938... A..... L44-27
 12/16/1939... A..... W39-30
 12/12/1942... A..... L61-39
 12/18/1943... A..... L58-30
 2/12/1944... Sch..... L68-34
 12/9/1944... A..... L66-24
 2/24/1945... Sch..... L65-35
 12/15/1945... A..... L67-31
 12/7/1946... MH..... L80-49
 12/13/1947... MH..... L67-31
 1/24/1948... A..... L70-43
 12/20/1983... RC..... L24-11
 12/22/1984... A..... L66-55
 12/3/1985... A..... L84-54
 12/1/1987... A..... L101-77
 11/28/1990... SC..... L75-71
 3/19/2005... N..... L69-60

KENTUCKY WESLEYAN
Total: UC leads 7-0
In Cincinnati: UC leads 7-0
In Owensboro: 0-0
Neutral: 0-0
Current Streak: UC — 7
 2/1/1933... Sch..... W58-36
 12/21/1934... Sch..... W48-18
 12/3/1940... Sch..... W34-29
 12/3/1946... Sch..... W89-64
 12/14/1948... Sch..... W81-46
 12/10/1949... Sch..... W96-52
 12/5/1950... Sch..... W97-44

KENYON
Total: UC leads 10-8
In Cincinnati: UC leads 8-5
In Gambier: Kenyon leads 3-2
Neutral: 0-0
Current Streak: UC — 1
 1/9/1904... Mc..... L26-17
 1/29/1905... Mc..... W25-12
 2/2/1905... A..... W20-9
 2/21/1913... Sch..... W42-13
 1/22/1915... A..... L32-26
 2/26/1915... Sch..... W25-21
 1/22/1916... Sch..... L35-32
 2/11/1916... A..... W31-15
 1/27/1917... Sch..... L44-29
 3/1/1918... A..... L52-19
 1/17/1919... Sch..... W29-19
 1/9/1920... Sch..... L16-14
 1/14/1921... Sch..... W30-10
 3/2/1923... Sch..... W35-24
 1/4/1924... Sch..... W21-20
 1/9/1925... Sch..... L21-20
 2/23/1926... A..... L40-38
 2/12/1926... Sch..... W45-27

LASALLE
Total: UC leads 8-3
In Cincinnati: UC leads 4-1
In Philadelphia: UC leads 2-1
Neutral: UC leads 2-1
Current Streak: UC — 5
 2/27/1948... MH..... W55-47
 2/9/1949... MH..... L42-36
 3/7/1949... CG..... W50-49
 2/25/1950... A..... L76-65
 2/24/1951... A..... W62-61
 12/29/1952... N..... L81-66
 1/16/1957... A..... W74-58
 12/28/1961... N..... W64-56
 12/27/1982... N..... W76-73
 12/14/2002... SC..... W65-62
 12/22/2004... SC..... W84-63

LIPSCOMB
Total: UC leads 1-0
In Cincinnati: UC leads 1-0
In Nashville: 0-0
Neutral: 0-0
Current Streak: UC — 1
 12/19/2009... SC..... W80-52

LONG BEACH STATE
Total: Long Beach State leads 1-0
In Cincinnati: 0-0
In Long Beach: LBSU leads 1-0
Neutral: 0-0
Current Streak: LBSU — 1
 12/2/1978... A..... L84-72

LONG ISLAND
Total: UC leads 1-0
In Cincinnati: 0-0
In Long Island: UC leads 1-0
Neutral: 0-0
Current Streak: UC — 1
 2/23/1950... A..... W83-65



ALL-TIME SERIES SCORES

LONGWOOD

Total: UC leads 1-0
In Cincinnati: 0-0
In Farmville: 0-0
Neutral: UC leads 1-0
Current Streak: UC — 1
12/30/2004... N..... W.....95-69

LOUISIANA STATE

Total: UC leads 1-0
In Cincinnati: 0-0
In Baton Rouge: 0-0
Neutral: UC leads 1-0
Current Streak: UC — 1
12/23/2005... N..... W.....75-72

LOUISIANA-LAFAYETTE

Total: Series tied 2-2
In Cincinnati: UC leads 2-0
In Lafayette: 0-0
Neutral: Louisiana-Lafayette leads 2-0
Current Streak: UC — 1
2/25/1972... FH..... W.....86-82
1/8/1973..... N..... L (OT).....94-88
12/22/1989... N..... L.....89-88
12/12/1998... SC..... W.....91-65

LOUISIANA-MONROE

Total: UC leads 1-0
In Cincinnati: 0-0
In Monroe: 0-0
Neutral: UC leads 1-0
Current Streak: UC — 1
12/20/2001... N..... W.....102-66

LOUISVILLE

Total: Louisville leads 54-42
In Cincinnati: UC leads 24-21
In Louisville: Louisville leads 30-15
Neutral: Series tied 3-3
Current Streak: Louisville — 1
1/7/1921... Sch..... W.....36-16
12/20/1924... Sch..... W.....29-18
12/21/1938... A..... W.....54-41
1/14/1939... Sch..... W.....62-17
1/12/1946... A..... L.....59-40
1/22/1946... Sch..... L.....61-39
1/9/1947... Sch..... L.....60-39
1/25/1947... A..... L.....71-52
3/21/1959... A..... W.....98-85
12/19/1959... A..... W.....97-74
12/12/1964... FH..... W.....67-57
1/19/1965... A..... L (3OT).....82-80
1/22/1966... A..... W.....67-65
2/5/1966... FH..... W.....56-54
1/21/1967... FH..... W.....59-58
2/4/1967... A..... L.....65-57
1/20/1968... FH..... W.....82-72
2/3/1968... A..... L.....81-65
1/11/1969... FH..... W.....87-64
2/22/1969... A..... L.....72-68
1/10/1970... FH..... L.....64-63
2/21/1970... A..... W.....53-52
1/20/1971... A..... L.....85-72
2/24/1971... FH..... W.....79-78
1/8/1972... FH..... L.....84-76
2/23/1972... A..... L.....93-73
2/5/1973... FH..... W.....81-79
2/24/1973... A..... L.....91-81
12/1/1973... A..... W.....65-58
1/9/1974... FH..... W.....77-70
1/7/1975... A..... L.....82-74
3/20/1975... N..... L.....78-63

1/6/1976... FH..... W.....77-73
1/19/1977... A..... L.....83-77
1/7/1978... RC..... L.....78-75
2/4/1978... A..... L.....83-76
1/18/1979... RC..... L.....82-77
2/3/1979... A..... L.....88-85
2/6/1980... A..... L.....88-73
2/16/1980... RC..... L.....61-57
1/10/1981... RC..... L.....83-68
2/23/1981... A..... L.....81-67
3/7/1981... A..... L.....42-31
1/16/1982... A..... L.....74-58
2/13/1982... RC..... L.....67-53
1/3/1983... A..... L.....65-58
2/2/1983... RC..... L.....79-73
1/7/1984... RC..... L.....51-37
1/18/1984... A..... L.....78-64
3/9/1984... N..... L.....62-55
1/24/1985... RC..... W.....56-54
2/6/1985... A..... W.....69-63
1/20/1986... A..... W.....84-82
2/13/1986... RC..... L.....74-58
3/8/1986... A..... L.....86-65
1/22/1987... A..... L.....81-69
2/25/1987... RC..... L.....81-69
1/20/1988... N..... L (OT).....91-89
2/15/1988... A..... L.....90-78
2/8/1989... CG..... L.....69-66
3/1/1989... A..... W.....77-71
1/4/1990... A..... W.....71-66
3/1/1990... SC..... L.....86-71
1/3/1991... SC..... W.....72-64
2/28/1991... A..... L.....68-61
2/22/1996... SC..... L.....72-66
3/8/1996... N..... W.....92-81
1/30/1997... A..... L.....81-70
1/18/1998... A..... W.....71-57
1/29/1998... SC..... W.....67-61
3/5/1998... SC..... W.....64-50
1/21/1999... A..... W.....81-55
2/21/1999... SC..... W.....91-78
1/27/2000... A..... W.....75-65
2/27/2000... SC..... W.....68-59
1/13/2001... A..... W.....72-52
1/24/2001... SC..... L.....63-54
1/19/2002... SC..... W.....77-50
2/27/2002... A..... L.....74-71
2/5/2003... A..... L.....77-71
2/22/2003... SC..... W.....101-80
1/21/2004... A..... L.....93-66
2/21/2004... SC..... W (OT).....66-61
3/11/2004... N..... W.....64-62
1/15/2005... SC..... L.....69-66
2/2/2005... A..... L.....77-70
1/25/2006... A..... L.....67-50
2/6/2006... SC..... W.....74-68
1/31/2007... SC..... L.....69-53
1/1/2008... A..... W.....58-57
2/21/2009... SC..... L.....72-63
1/24/2010... A..... L.....68-60
3/10/2010... N..... W.....69-66
2/16/2011... SC..... W.....63-54
2/23/2012... SC..... W.....60-56
3/10/2012... N..... L.....50-44

LOYOLA (LA.)

Total: UC leads 2-0
In Cincinnati: UC leads 2-0
In New Orleans: 0-0
Neutral: 0-0
Current Streak: UC — 2
1/9/1956... FH..... W.....85-53
2/16/1957... FH..... W.....82-77

LOYOLA MARYMOUNT

Total: Series tied 1-1
In Cincinnati: UC leads 1-0
In Los Angeles: LMU leads 1-0
Neutral: 0-0
Current Streak: LMU — 1
12/13/1960... FH..... W.....74-53
12/22/1970... FH..... L.....63-61
MacMURRAY
Total: UC leads 1-0
In Cincinnati: UC leads 1-0
In Jacksonville: 0-0
Neutral: 0-0
Current Streak: UC — 1
12/2/1969... FH..... W.....99-64

MADISON (IND.)

Total: UC leads 1-0
In Cincinnati: 0-0
In Madison: UC leads 1-0
Neutral: 0-0
Current Streak: UC — 1
3/25/1904... A..... W.....23-22

MAINE

Total: UC leads 1-0
In Cincinnati: UC leads 1-0
In Orono: 0-0
Neutral: 0-0
Current Streak: UC — 1
12/23/1922... Sch..... W (OT).....33-32

MANHATTAN

Total: Series tied 1-1
In Cincinnati: UC leads 1-0
In Riverdale: 0-0
Neutral: Manhattan leads 1-0
Current Streak: MC — 1
2/12/1947... MH..... W.....57-51
12/27/1952... N..... L.....75-60

MARIETTA

Total: UC leads 4-3
In Cincinnati: UC leads 2-0
In Marietta: Marietta leads 3-2
Neutral: 0-0
Current Streak: UC — 3
3/5/1903... A..... L.....37-15
3/6/1903... A..... L.....29-16
2/7/1908... A..... W.....15-12
2/14/1920... A..... L.....21-17
12/19/1925... Sch..... W.....43-17
1/11/1941... Sch..... W.....36-34

LOYOLA (ILL.)

Total: Series tied 6-6
In Cincinnati: UC leads 3-1
In Chicago: Loyola leads 4-2
Neutral: Series tied 1-1
Current Streak: Loyola — 4
2/6/1935... A..... W.....37-23
3/23/1963... N..... L (OT).....60-58

12/18/1941... A..... W.....55-44

MARQUETTE

Total: UC leads 26-19
In Cincinnati: UC leads 14-7
In Milwaukee: Marquette leads 10-9
Neutral: UC leads 3-2
Current Streak: UC — 1
3/2/1974... FH..... W.....92-77
1/21/1975... A..... W.....68-58
2/6/1977... RC..... W.....63-62
3/12/1977... N..... L.....66-51
2/18/1978... A..... L.....57-45
12/28/1982... A..... L.....69-52
3/19/1985... RC..... L.....56-54
2/1/1992... A..... W.....71-57
2/27/1992... SC..... W.....70-59
3/13/1992... N..... W.....62-49
2/10/1993... SC..... W.....55-53
2/25/1993... A..... W.....66-57
2/10/1994... SC..... L.....61-60
2/13/1994... A..... W (2OT).....89-82
3/11/1994... SC..... W.....72-63
1/12/1995... A..... W.....91-64
2/5/1995... SC..... L.....59-52
1/13/1996... SC..... W.....91-70
3/2/1996... A..... L.....74-72
3/9/1996... N..... W (OT).....85-84
2/8/1997... SC..... W.....91-70
2/27/1997... A..... W.....80-74
3/7/1997... N..... L.....91-79
1/11/1998... SC..... W.....68-51
1/20/1998... A..... L (OT).....66-63
1/4/1999... SC..... W.....75-56
2/10/1999... A..... L.....62-58
1/8/2000... SC..... W.....67-48
1/23/2000... A..... W.....72-60
1/10/2001... A..... L.....47-44
2/18/2001... SC..... L (OT).....66-63
2/2/2002... A..... L.....74-60
2/22/2002... SC..... W.....63-62
3/9/2002... RC..... W.....77-63
2/1/2003... SC..... L.....82-76
3/8/2003... A..... L.....70-61
1/14/2004... A..... W.....85-73
2/24/2005... SC..... W.....80-68
1/7/2006... A..... W.....70-66
2/2/2008... SC..... L.....75-60
1/4/2009... A..... L.....84-50
2/21/2010... SC..... L (OT).....79-76
3/2/2011... A..... W.....67-60
2/11/2012... A..... L.....95-78
2/29/2012... SC..... W.....71-62

MARYLAND

Total: Maryland leads 2-2
In Cincinnati: UC leads 1-0
In College Park: 0-0
Neutral: Maryland leads 2-1
Current Streak: UC — 1
2/2/1949... MH..... W.....70-33
12/30/1954... N..... L.....78-61
2/19/1995... N..... L.....74-72
11/24/2009... N..... W.....69-57

MASSACHUSETTS

Total: UC leads 3-0
In Cincinnati: UC leads 1-0
In Amherst: UC leads 1-0
Neutral: UC leads 1-0
Current Streak: UC — 3
1/7/1993... A..... W.....64-53
1/27/1994... SC..... W.....76-74
12/27/1997... N..... W (OT).....74-66

MCNEESE STATE

Total: UC leads 1-0
In Cincinnati: UC leads 1-0
In Lake Charles: 0-0
Neutral: 0-0
Current Streak: UC — 1
12/30/1995... SC..... W.....103-69

MEMPHIS

Total: UC leads 36-31
In Cincinnati: UC leads 19-10
In Memphis: Memphis leads 20-12
Neutral: UC leads 5-1
Current Streak: Memphis — 4

MARSHALL

Total: UC leads 19-12
In Cincinnati: UC leads 15-3
In Huntington: Marshall leads 9-4
Neutral: 0-0
Current Streak: Marshall — 1
2/18/1922... Sch..... W.....52-15
1/18/1933... A..... L.....41-27
2/17/1933... Sch..... W.....31-28
1/6/1934... A..... L.....35-25
2/17/1934... Sch..... W.....41-32
1/12/1935... A..... W.....50-40
2/15/1935... Sch..... W.....48-27
1/18/1936... A..... W.....41-34
2/14/1936... Sch..... W.....51-33
1/9/1937... A..... L.....38-33
2/13/1937... Sch..... L.....56-53
1/15/1938... A..... L.....63-32
2/18/1938... Sch..... L.....38-27

1/17/1939... A..... L.....23-22
2/18/1939... Sch..... W.....35-30
1/22/1944... A..... L.....55-49
2/16/1944... Sch..... W.....65-37
1/15/1945... A..... L.....75-37
2/3/1945... Sch..... W.....36-34
1/19/1946... Sch..... W.....49-47
2/13/1946... A..... L.....60-53
1/31/1947... A..... W.....66-54
2/18/1957... MH..... W.....53-42
12/13/1958... FH..... W.....106-86
12/5/1959... FH..... W.....102-61
3/4/1961... A..... W.....69-57
12/16/1961... FH..... W.....77-49
12/21/1982... RC..... W (OT).....88-81
12/22/1983... A..... L.....77-50
11/21/2000... SC..... W.....79-75
11/25/2011... SC..... W (2OT).....73-69

MARYLAND

Total: Maryland leads 2-2
In Cincinnati: UC leads 1-0
In College Park: 0-0
Neutral: Maryland leads 2-1
Current Streak: UC — 1
2/2/1949... MH..... W.....70-33
12/30/1954... N..... L.....78-61
2/19/1995... N..... L.....74-72
11/24/2009... N..... W.....69-57

MASSACHUSETTS

Total: UC leads 3-0
In Cincinnati: UC leads 1-0
In Amherst: UC leads 1-0
Neutral: UC leads 1-0
Current Streak: UC — 3
1/7/1993... A..... W.....64-53
1/27/1994... SC..... W.....76-74
12/27/1997... N..... W (OT).....74-66

MCNEESE STATE

Total: UC leads 1-0
In Cincinnati: UC leads 1-0
In Lake Charles: 0-0
Neutral: 0-0
Current Streak: UC — 1
12/30/1995... SC..... W.....103-69

MEMPHIS

Total: UC leads 36-31
In Cincinnati: UC leads 19-10
In Memphis: Memphis leads 20-12
Neutral: UC leads 5-1
Current Streak: Memphis — 4

1/22/1968... A..... W.....75-68
3/2/1968... FH..... W.....72-63
1/25/1969... FH..... W.....62-53
2/8/1969... A..... W.....69-47
1/24/1970... A..... W.....78-69
2/7/1970... FH..... W.....77-63
1/24/1976... A..... L.....85-79
3/6/1976... N..... W.....103-95
1/31/1977... RC..... W.....88-82
3/4/1977... A..... W.....68-67
1/14/1978... A..... L.....67-63
1/21/1978... RC..... L.....83-76
1/22/1979... A..... W.....63-61
2/10/1979... RC..... W.....87-79
1/7/1980... RC..... W.....74-64
2/14/1980... A..... L.....61-59
1/31/1981... RC..... L (4OT).....99-85
2/7/1981... A..... W.....65-62
1/12/1982... A..... L.....107-75



1/23/1982.....RC.....L.....70-63	2/1/1908.....A.....W.....29-19
1/15/1983.....RC.....L.....80-63	2/11/1910.....Mc.....L.....18-16
2/28/1983.....A.....L.....84-77	2/20/1910.....A.....L.....23-12
1/4/1984.....RC.....L.....88-62	2/25/1911.....A.....L.....28-15
2/27/1984.....A.....L.....74-55	3/10/1911.....Mc.....W.....17-16
1/28/1985.....A.....L.....81-61	2/24/1912.....A.....L.....40-14
2/13/1985.....RC.....L.....68-55	3/8/1912.....Sch.....W.....24-16
1/15/1986.....RC.....L.....89-71	2/1/1913.....A.....L.....42-26
2/3/1986.....A.....L.....74-55	3/14/1913.....Sch.....W.....44-20
1/10/1987.....A.....L.....83-63	2/7/1914.....A.....L.....27-22
2/16/1987.....RC.....W.....76-73	3/13/1914.....Sch.....W.....31-30
3/6/1987.....N.....L.....87-58	1/28/1915.....A.....L.....28-13
1/25/1988.....A.....L (OT).....75-70	1/23/1915.....Sch.....W.....34-21
2/23/1988.....CG.....W.....106-90	1/29/1916.....Sch.....L.....35-21
1/7/1989.....CG.....W.....89-79	3/10/1916.....A.....L.....37-16
2/15/1989.....A.....L.....81-71	3/3/1917.....A.....L.....37-24
2/3/1990.....A.....L.....82-64	3/6/1917.....Sch.....L.....25-9
2/15/1990.....SC.....W.....82-76	1/27/1918.....A.....L.....43-25
2/2/1991.....SC.....W.....73-59	2/21/1918.....Sch.....L.....27-18
2/14/1991.....A.....L.....70-63	1/25/1919.....A.....L.....17-14
1/18/1992.....SC.....W.....75-66	3/7/1919.....A.....L.....23-17
3/7/1992.....A.....W.....69-59	1/31/1920.....A.....W.....20-16
3/14/1992.....N.....W.....75-63	3/4/1920.....Sch.....W.....26-17
3/29/1992.....N.....W.....88-57	2/12/1921.....A.....L.....26-17
2/6/1993.....A.....L.....68-66	3/5/1921.....Sch.....W.....38-25
3/6/1993.....SC.....W.....78-55	2/11/1922.....A.....L.....29-24
3/13/1993.....A.....W.....77-72	3/1/1922.....Sch.....W.....32-24
1/23/1994.....A.....L.....62-55	2/21/1923.....A.....L.....19-16
2/3/1994.....SC.....W.....69-64	3/10/1923.....Sch.....L.....27-22
3/12/1994.....SC.....W.....68-47	3/8/1924.....A.....W.....28-21
2/3/1995.....A.....L (OT).....74-69	1/15/1924.....Sch.....W.....27-25
3/2/1995.....SC.....L.....83-73	3/7/1925.....Sch.....L.....30-29
3/10/1995.....N.....W.....77-64	3/14/1925.....A.....L.....23-18
2/29/1996.....SC.....W.....71-66	2/20/1926.....A.....W.....46-19
3/1/1997.....A.....L.....75-63	3/6/1926.....Sch.....W.....49-34
1/8/1998.....SC.....W.....61-54	2/12/1927.....A.....W.....41-31
2/27/1999.....A.....W.....89-64	3/5/1927.....Sch.....W.....23-22
1/19/2000.....SC.....W.....75-55	1/14/1928.....A.....W (OT).....36-35
2/15/2001.....A.....W.....66-65	3/1/1928.....Sch.....L.....39-38
3/9/2001.....N.....W.....89-79	1/12/1929.....A.....W.....47-38
3/3/2002.....SC.....W (OT).....80-75	2/28/1929.....Sch.....W.....40-32
3/1/2003.....A.....L.....67-48	1/18/1930.....A.....W.....30-27
3/6/2004.....SC.....W.....83-79	3/1/1930.....Sch.....W.....35-33
3/5/2005.....A.....W.....62-60	1/21/1931.....A.....W.....24-18
12/3/2005.....SC.....L.....91-81	2/21/1931.....Sch.....L.....43-19
1/4/2007.....A.....L.....88-55	1/23/1932.....A.....W.....32-26
12/19/2007.....SC.....L.....79-69	2/29/1932.....Sch.....L.....30-26
12/29/2008.....A.....L.....60-45	2/4/1933.....A.....W.....40-26

METROPOLITAN STATE

Total: UC leads 1-0
In Cincinnati: UC leads 1-0
In Denver: 0-0
Neutral: 0-0
Current Streak: UC — 1
 12/22/1987...CG.....W.....72-62

MIAMI (FLA.)

Total: Miami leads 1-0
In Cincinnati: 0-0
In Coral Gables: Miami leads 1-0
Neutral: 0-0
Current Streak: Miami — 1
 2/6/1947.....A.....L.....57-54

MIAMI (OHIO)

Total: UC leads 94-53
In Cincinnati: UC leads 62-18
In Oxford: Miami leads 35-31
Neutral: 0-0
Current Streak: UC — 13
 1/22/1904.....A.....W.....43-10
 12/16/1904...Mc.....W.....43-8
 1/30/1907.....A.....L.....29-14
 12/10/1907...Mc.....W.....43-15

2/22/1947.....A.....L.....63-52	1/17/1948.....A.....L.....53-52
2/24/1948.....Sch.....W.....70-65	1/15/1949.....A.....W.....48-36
2/26/1949.....Sch.....W.....94-36	2/26/1949.....Sch.....W.....94-36
2/6/1950.....CG.....W.....71-48	2/28/1950.....A.....W.....82-46
2/6/1951.....A.....W.....66-52	2/6/1951.....A.....W.....66-52
3/1/1951.....CG.....W.....79-51	2/1/1951.....CG.....W.....79-51
2/5/1952.....CG.....L.....70-56	3/4/1952.....A.....L.....82-79
2/3/1953.....CG.....L.....96-75	3/5/1953.....A.....W.....78-76
3/6/1954.....CG.....W.....66-58	2/6/1954.....CG.....W.....66-58
3/4/1954.....A.....L.....88-79	1/26/1955.....A.....W.....86-80
3/2/1955.....FH.....L.....77-71	1/21/1956.....FH.....W.....79-61
2/29/1956.....A.....L.....89-81	1/26/1957.....A.....L.....88-76
2/25/1957.....FH.....W.....90-72	1/30/1958.....FH.....W.....79-59
2/17/1959.....CG.....W.....102-73	2/17/1959.....CG.....W.....102-73
12/7/1959.....CG.....W.....89-58	12/6/1960.....CG.....W.....70-62
12/5/1961.....CG.....W.....63-30	12/5/1962.....CG.....W.....58-36
12/4/1963.....CG.....W.....60-56	12/5/1964.....CG.....L.....65-55
12/4/1965.....CG.....W.....68-58	12/10/1966.....CG.....W (OT).....45-44
12/8/1967.....CG.....W.....60-59	12/8/1967.....CG.....W.....60-59
12/14/1968.....A.....W.....56-48	12/13/1969.....FH.....W.....56-55
12/13/1969.....FH.....W.....56-55	12/12/1970.....A.....L.....69-56
12/11/1971.....FH.....W.....89-73	12/9/1972.....A.....L.....63-61
12/15/1973.....FH.....W.....60-55	12/15/1973.....FH.....W.....60-55
12/5/1974.....A.....L.....68-63	12/1/1975.....FH.....W.....66-57
12/1/1975.....FH.....W.....66-57	12/15/1976.....A.....W.....79-68
12/15/1976.....A.....W.....79-68	12/6/1977.....RC.....W.....61-60
12/5/1978.....A.....W.....70-59	12/5/1978.....A.....W.....70-59
12/12/1979.....RC.....W.....75-73	12/10/1980.....A.....L (OT).....91-87
12/10/1980.....A.....L (OT).....91-87	12/19/1981.....RC.....W.....69-62
12/19/1981.....RC.....W.....69-62	12/4/1982.....A.....W.....56-48
12/4/1982.....A.....W.....56-48	12/16/1983.....RC.....L.....55-50
12/16/1983.....RC.....L.....55-50	12/8/1984.....A.....W.....80-77
12/8/1984.....A.....W.....80-77	12/23/1985.....RC.....L.....63-62
12/23/1985.....RC.....L.....63-62	12/6/1986.....A.....L.....68-62
12/6/1986.....A.....L.....68-62	12/5/1987.....CG.....W.....84-82
12/5/1987.....CG.....W.....84-82	12/17/1988.....A.....L.....70-62
12/17/1988.....A.....L.....70-62	12/2/1989.....SC.....L.....63-59
12/2/1989.....SC.....L.....63-59	12/1/1990.....A.....L.....72-64
12/1/1990.....A.....L.....72-64	11/30/1991.....SC.....W.....82-62
11/30/1991.....SC.....W.....82-62	2/1/1993.....A.....W (OT).....74-68
2/1/1993.....A.....W (OT).....74-68	12/22/1993.....SC.....W.....78-75
12/22/1993.....SC.....W.....78-75	1/10/1997.....SC.....W.....91-61
1/10/1997.....SC.....W.....91-61	12/28/2002.....RC.....W.....66-54
12/28/2002.....RC.....W.....66-54	12/27/2003.....RC.....W.....83-63
12/27/2003.....RC.....W.....83-63	12/27/2004.....RC.....W.....77-53
12/27/2004.....RC.....W.....77-53	12/28/2005.....RC.....W.....75-65
12/28/2005.....RC.....W.....75-65	12/27/2006.....RC.....W.....60-52
12/27/2006.....RC.....W.....60-52	12/29/2007.....RC.....W.....56-50
12/29/2007.....RC.....W.....56-50	12/10/2009.....RC.....W.....63-59
12/10/2009.....RC.....W.....63-59	12/21/2011.....A.....W.....64-48
12/21/2011.....A.....W.....64-48	11/29/2011.....SC.....W.....56-47

12/16/1921...Sch.....L.....25-18	12/11/1999...SC.....W.....74-48
12/21/1923..Sch.....L.....25-14	
12/21/1953...CG.....W.....81-62	
4/4/1992.....N.....L.....76-72	

MICHIGAN STATE

Total: Michigan State leads 9-4
In Cincinnati: MSU leads 4-1
In East Lansing: MSU leads 4-2
Neutral: Series tied 1-1
Current Streak: UC — 1
 12/5/1930.....A.....L.....22-8
 1/22/1942.....A.....L.....37-30
 2/6/1942.....Sch.....L.....36-30
 1/6/1945.....A.....W.....39-37
 1/12/1945.....Sch.....W.....54-50
 1/5/1946.....A.....L.....69-38
 2/4/1946.....XS.....L.....69-39
 12/19/1978...N.....L.....63-52
 12/12/1981...A.....W.....56-45
 12/13/1982...RC.....L.....70-69
 12/13/1990...SC.....L.....65-63
 12/21/1991...A.....L.....90-89
 3/22/1992...N.....W.....77-65

MIDDLE TENNESSEE ST.
Total: UC leads 2-0
In Cincinnati: UC leads 2-0
In Murfreesboro: 0-0
Neutral: 0-0
Current Streak: UC — 2
 1/6/1992.....SC.....W.....79-70
 12/20/2003...SC.....W.....89-54

MIDDLE TENNESSEE ST.

Total: UC leads 7-2
In Cincinnati: UC leads 4-1
In Minneapolis: UC leads 3-1
Neutral: 0-0
Current Streak: UC — 7
 2/16/1983.....A.....L.....49-46
 2/18/1984.....RC.....L.....65-61
 11/25/1989...SC.....W.....66-64
 12/20/1990...A.....W.....72-64
 12/13/1994...A.....W (OT).....91-88
 12/13/1995...SC.....W.....84-50
 12/17/1997...SC.....W.....81-71
 12/16/1998...A.....W (OT).....62-61
 3/21/2006...SC.....W.....76-62

MINNESOTA

Total: UC leads 1-0
In Cincinnati: 0-0
In University: 0-0
Neutral: UC leads 1-0
Current Streak: UC — 11
 12/27/1954...N.....W.....78-70

MISSISSIPPI

Total: UC leads 1-0
In Cincinnati: 0-0
In University: 0-0
Neutral: UC leads 1-0
Current Streak: UC — 11
 12/27/1954...N.....W.....78-70

MISSISSIPPI STATE

Total: Series tied 2-2
In Cincinnati: 0-0
In Mississippi St.: 0-0
Neutral: Series tied 2-2
Current Streak: UC — 2
 11/30/1979...N.....L.....87-72
 3/24/1996...N.....L.....73-63
 12/21/2001...N.....W.....90-56
 12/18/2008...N.....W.....75-63

MISSISSIPPI VALLEY ST.

Total: UC leads 1-0
In Cincinnati: UC leads 1-0
In Itta Bena: 0-0
Neutral: 0-0
Current Streak: UC — 1

MISSOURI

Total: UC leads 1-0
In Cincinnati: 0-0
In Columbia: 0-0
Neutral: UC leads 1-0
Current Streak: UC — 1
 3/17/11.....N.....W.....78-63

MISSOURI-KANSAS CITY

Total: Series tied 1-1
In Cincinnati: UMKC leads 1-0
In Kansas City: UC leads 1-0
Neutral: 0-0
Current Streak: UC — 1
 12/28/1988...CG.....L.....63-58
 12/16/1991...A.....W.....65-61

MISSOURI STATE

Total: UC leads 1-0
In Cincinnati: 0-0
In Springfield: 0-0
Neutral: UC leads 1-0
Current Streak: UC — 1
 1/1/1997.....N.....W.....101-60

MONTANA STATE

Total: UC leads 1-0
In Cincinnati: 0-0
In Bozeman: 0-0
Neutral: UC leads 1-0
Current Streak: UC — 1
 12/6/1980...N.....W.....77-75

MOREHEAD STATE

Total: UC leads 10-2
In Cincinnati: UC leads 9-1
In Morehead: Series tied 1-1
Neutral: 0-0
Current Streak: UC — 6
 12/10/1938..Sch.....W.....40-19
 12/10/1941...Sch.....W.....47-38
 1/14/1944...Sch.....L.....35-24
 1/22/1955...FH.....W.....116-75
 2/11/1956...FH.....W.....119-113
 3/2/1957...A.....L.....78-70
 2/16/1958...A.....W.....72-69
 12/3/1987...A.....W.....68-67
 12/2/1988...CG.....W.....67-64
 1/18/1990...SC.....W.....68-61
 2/16/1995...SC.....W.....91-59
 11/30/1997...SC.....W.....87-57

MOUNT ST. MARY'S

Total: UC leads 1-0
In Cincinnati: UC leads 1-0
In Emmitsburgh: 0-0
Neutral: 0-0
Current Streak: UC — 1
 11/15/2010...SC.....W.....69-59

MOUNT UNION

Total: Mount Union leads 5-0
In Cincinnati: Mount Union leads 3-0
In Alliance: Mount Union leads 2-0
Neutral: 0-0
Current Streak: MU — 5
 3/10/1917...Sch.....L.....34-33
 2/21/1920...Sch.....L.....37-18
 12/18/1936...A.....L.....33-20
 12/17/1937...Sch.....L.....29-27
 1/29/1943...A.....L.....54-49



ALL-TIME SERIES SCORES

MURRAY STATE

Total: UC leads 1-0
In Cincinnati: UC leads 1-0
In Murray: 0-0
Neutral: 0-0
Current Streak: UC — 1
 11/19/2005... SC..... W (OT)79-75

MUSKINGUM

Total: UC leads 6-2
In Cincinnati: UC leads 5-0
In New Concord: MC leads 2-1
Neutral: 0-0
Current Streak: MC — 2
 1/20/1922... Sch..... W.....38-29
 2/15/1923... Sch..... W.....42-23
 1/19/1924... Sch..... W.....24-10
 1/22/1926... A..... W.....26-20
 1/15/1927... Sch..... W.....43-21
 2/3/1930... Sch..... W.....31-28
 1/14/1931... A..... L.....39-24
 2/6/1932... A..... L.....29-21

NAVY

Total: Navy leads 1-0
In Cincinnati: 0-0
In Annapolis: 0-0
Neutral: Navy leads 1-0
Current Streak: Navy — 1
 12/14/1974... N..... L.....76-67

NEBRASKA

Total: UC leads 3-0
In Cincinnati: UC leads 2-0
In Lincoln: 0-0
Neutral: UC leads 1-0
Current Streak: UC — 3
 12/18/1948... MH..... W.....64-46
 12/19/1960... FH..... W.....75-60
 12/31/1996... N..... W.....84-73

NEW HAMPSHIRE

Total: UC leads 1-0
In Cincinnati: UC leads 1-0
In Durham: 0-0
Neutral: 0-0
Current Streak: UC — 1
 1/2/1975... FH..... W.....57-32

NEW MEXICO STATE

Total: UC leads 1-0
In Cincinnati: 0-0
In Las Cruces: 0-0
Neutral: UC leads 10
Current Streak: UC — 1
 3/21/1993... N..... W.....92-55

NEW YORK UNIVERSITY

Total: UC leads 3-0
In Cincinnati: 0-0
In New York: 0-0
Neutral: UC leads 3-0
Current Streak: UC — 3
 12/4/1958... N..... W.....88-67
 3/19/1960... N..... W.....95-71
 12/29/1969... N..... W.....91-67

NIAGARA

Total: UC leads 1-0
In Cincinnati: 0-0
In Niagara: 0-0
Neutral: UC leads 1-0

Current Streak: NU — 1
 3/14/1955... N..... W (2OT)85-83

NICHOLLS STATE

Total: UC leads 1-0
In Cincinnati: UC leads 1-0
In Thibodeaux: 0-0
Neutral: 0-0
Current Streak: UC — 1
 12/14/1998... SC..... W.....82-48

NORTH CAROLINA

Total: North Carolina leads 7-1
In Cincinnati: UNC leads 1-0
In Chapel Hill: Series tied 1-1
Neutral: UNC leads 5-0
Current Streak: UC — 1
 12/31/1953... N..... L.....90-88
 1/17/1977... N..... L.....67-59
 12/22/1978... RC..... L.....62-59
 12/8/1979... N..... L.....68-63
 3/28/1993... N..... L (OT)75-68
 11/19/1993... A..... L.....90-63
 12/3/1994... N..... L.....86-76
 12/8/1999... A..... W.....77-68

NORTH CAROLINA A&T

Total: UC leads 3-0
In Cincinnati: UC leads 3-0
In Greensboro: 0-0
Neutral: 0-0
Current Streak: UC — 3
 12/1/1977... RC..... W.....58-57
 2/26/1980... RC..... W.....72-64
 12/30/2005... SC..... W.....105-69

UNC ASHEVILLE

Total: UC leads 1-0
In Cincinnati: UC leads 1-0
In Asheville: 0-0
Neutral: 0-0
Current Streak: UC — 1
 12/8/1990... SC..... W.....95-51

UNC GREENSBORO

Total: UC leads 1-0
In Cincinnati: 0-0
In Greensboro: 0-0
Neutral: UC leads 1-0
Current Streak: UC — 1
 3/15/1996... N..... W.....66-61

UNC WILMINGTON

Total: UC leads 6-0
In Cincinnati: UC leads 4-0
In Wilmington: UC leads 1-0
Neutral: UC leads 1-0
Current Streak: UC — 6
 12/22/1988... CG..... W.....72-63
 11/29/1989... A..... W.....66-55
 12/7/1995... SC..... W.....82-47
 12/30/1998... SC..... W.....81-52
 3/17/2000... N..... W.....64-47
 12/28/2000... SC..... W.....65-55

NORTH CAROLINA STATE

Total: North Carolina State leads 6-1
In Cincinnati: NC State leads 2-1
In Raleigh: NC State leads 3-0
Neutral: NC State leads 1-0
Current Streak: NC State — 1
 12/27/1947... MH..... L.....65-54
 3/1/1952... A..... L.....77-64

1/3/1953... CG..... L.....77-72
 2/28/1953... A..... L.....100-64
 12/30/1958... N..... L.....69-60
 12/23/2006... SC..... W.....80-71
 12/23/2007... A..... L.....85-77

NORTH DAKOTA STATE

Total: UC leads 1-0
In Cincinnati: UC leads 1-0
In Fargo: 0-0
Neutral: 0-0
Current Streak: UC — 1
 12/6/1968... FH..... W.....83-54

NORTH TEXAS STATE

Total: UC leads 22-4
In Cincinnati: UC leads 13-0
In Denton: UC leads 9-4
Neutral: 0-0
Current Streak: UC — 1
 1/12/1959... A..... W (OT)64-56
 12/20/1957... A..... W.....94-53
 1/11/1958... FH..... W.....127-57
 3/2/1959... FH..... W.....95-64
 2/8/1960... FH..... W.....123-74
 2/22/1960... A..... W.....85-54
 1/7/1961... FH..... W.....83-34
 2/25/1961... A..... W.....73-43
 1/25/1962... FH..... W.....89-61
 2/3/1962... A..... W.....77-50
 1/10/1963... A..... W.....73-58
 2/21/1963... FH..... W.....91-61
 2/8/1964... A..... W.....76-68
 2/29/1964... FH..... W.....104-91
 2/4/1965... FH..... W.....80-53
 2/18/1965... A..... L.....54-53
 1/6/1966... A..... W.....62-57
 2/17/1966... FH..... W.....88-63
 1/7/1967... FH..... W (2OT)74-71
 2/18/1967... A..... L.....67-66
 1/4/1968... A..... W.....61-53
 2/15/1968... FH..... W.....73-61
 12/28/1968... FH..... W.....74-62
 2/6/1969... A..... L.....94-74
 12/16/1969... A..... L.....89-71
 2/5/1970... FH..... W.....84-69

NORTH TEXAS STATE

1/3/1953... CG..... L.....77-72
 2/28/1953... A..... L.....100-64
 12/30/1958... N..... L.....69-60
 12/23/2006... SC..... W.....80-71
 12/23/2007... A..... L.....85-77

NORTHEASTERN ILLINOIS

Total: UC leads 1-0
In Cincinnati: UC leads 1-0
In Chicago: 0-0
Neutral: 0-0
Current Streak: UC — 1
 1/21/1974... FH..... W.....109-73

NORTHERN ARIZONA

Total: UC leads 1-0
In Cincinnati: 0-0
In Flagstaff: 0-0
Neutral: UC leads 1-0
Current Streak: UC — 1
 3/12/1998... N..... W.....65-62

NORTHERN ILLINOIS

Total: UC leads 4-0
In Cincinnati: UC leads 3-0
In DeKalb: UC leads 1-0
Neutral: 0-0
Current Streak: UC — 4
 1/11/1971... FH..... W.....87-86
 2/1/1975... FH..... W.....85-69
 12/3/1986... A..... W.....72-69
 2/1/1988... CG..... W.....81-60

NORTHERN IOWA

Total: UC leads 1-0
In Cincinnati: UC leads 1-0
In Cedar Falls: 0-0
Neutral: 0-0
Current Streak: UC — 1
 11/24/2004... SC..... W (2OT)76-70

NORTHERN KENTUCKY

Total: UC leads 7-0
In Cincinnati: UC leads 7-0
In Highland Heights: 0-0
Neutral: 0-0
Current Streak: UC — 7
 11/30/1981... RC..... W.....56-42
 1/31/1984... RC..... W.....60-58
 12/1/1984... RC..... W.....56-52
 12/6/1985... RC..... W.....75-56
 11/29/1986... RC..... W.....70-64
 11/29/1987... CG..... W.....76-65
 11/27/1988... CG..... W.....75-63

NORTHERN MICHIGAN

Total: UC leads 1-0
In Cincinnati: UC leads 1-0
In Marquette: 0-0
Neutral: 0-0
Current Streak: UC — 1
 1/18/1969... FH..... W.....106-59

NORTHWESTERN ST. (LA)

Total: UC leads 1-0
In Cincinnati: UC leads 2-0
In Natchitoches: 0-0
Neutral: 0-0
Current Streak: UC — 2
 12/18/2004... SC..... W.....81-65
 11/21/2011... SC..... W.....71-43

NOTRE DAME

Total: Notre Dame leads 8-4
In Cincinnati: UC leads 3-1
In South Bend: Notre Dame leads 4-0
Neutral: Notre Dame leads 3-1
Current Streak: UC — 1
 12/6/1939... A..... L.....54-17
 3/21/1975... N..... W (OT)95-87
 3/13/1976... N..... L.....79-78
 11/25/2000... N..... L.....69-51
 2/18/2007... SC..... L.....76-64
 1/15/2008... A..... L.....91-74
 2/4/2009... RC..... W.....93-83
 1/16/2010... SC..... W.....60-58
 2/4/2010... A..... L.....83-65
 1/19/2011... A..... L.....66-58
 3/10/2011... N..... L.....89-51
 1/4/2012... SC..... W.....71-55

OAKLAND

Total: UC leads 4-0
In Cincinnati: UC leads 4-0
In Rochester Hills: 0-0
Neutral: 0-0
Current Streak: UC — 4
 12/5/1998... SC..... W.....106-78
 12/11/2000... SC..... W.....97-58
 11/24/2003... SC..... W.....89-60
 11/29/2006... SC..... W.....68-61

OBERLIN

Total: UC leads 2-1
In Cincinnati: Series tied 1-1

In Oberlin: UC leads 1-0

Neutral: 0-0
Current Streak: Oberlin — 1
 1/20/1923... A..... W.....28-15
 2/17/1923... Sch..... W.....44-30
 2/6/1925... Sch..... L.....27-15

OHIO

Total: UC leads 39-38
In Cincinnati: UC leads 27-13
In Athens: Ohio leads 24-12
Neutral: Ohio leads 1-0
Current Streak: OU — 1
 2/8/1908... A..... W.....22-20
 2/13/1908... Mc..... W.....49-10
 2/19/1915... Sch..... L.....50-13
 3/5/1916... A..... L.....32-10
 3/17/1917... A..... W.....28-23
 2/2/1918... Sch..... L.....26-25
 2/13/1920... A..... W.....31-20
 1/21/1921... Sch..... L.....28-13
 1/6/1922... Sch..... W.....20-11
 2/4/1922... A..... L.....33-13
 1/6/1923... A..... L.....18-17
 1/27/1923... Sch..... W.....27-26
 1/26/1924... Sch..... L.....19-18
 2/23/1924... A..... L.....24-13
 1/10/1925... A..... L.....34-27
 1/30/1926... A..... W.....29-27
 2/26/1926... Sch..... W.....30-26
 1/21/1927... Sch..... W.....48-20
 2/26/1927... A..... L.....31-24
 1/7/1928... Sch..... W.....28-27
 2/22/1928... A..... L.....46-33
 1/25/1929... Sch..... W.....36-34
 2/22/1929... A..... W.....38-36
 1/25/1930... Sch..... W.....37-21
 2/22/1930... A..... L.....41-36
 1/31/1931... Sch..... L.....28-22
 2/18/1931... A..... L.....32-14
 2/5/1932... A..... L.....42-23
 2/25/1932... Sch..... W.....34-32
 1/21/1933... Sch..... L (OT)32-28
 2/22/1933... A..... L.....31-19
 1/27/1934... Sch..... L.....38-36
 2/20/1934... A..... W.....33-30
 1/26/1935... Sch..... W.....43-38
 2/12/1935... A..... W.....39-33
 1/22/1936... A..... W.....34-29
 2/8/1936... Sch..... W.....35-34
 1/5/1937... A..... L.....39-34
 3/3/1937... Sch..... L.....34-26
 1/8/1938... Sch..... W.....42-37
 2/1/1938... A..... L.....40-35
 2/6/1940... A..... L.....60-48
 2/24/1940... Sch..... L.....60-37
 1/21/1941... Sch..... W.....51-42
 2/4/1941... A..... L.....57-42
 1/31/1942... Sch..... W.....41-28
 2/17/1942... A..... L.....51-41
 12/19/1942... A..... L.....51-39
 1/2/1943... Sch..... L.....48-33
 1/15/1944... A..... W.....41-40
 2/5/1944... Sch..... L.....34-32
 1/19/1945... Sch..... L.....61-26
 2/10/1945... A..... L.....48-40
 1/26/1946... A..... L.....46-43
 2/16/1946... Sch..... L.....45-39
 1/17/1947... MH..... W.....41-36
 2/8/1947... A..... L.....67-65
 2/17/1948... A..... L (OT)64-62
 2/28/1948... Sch..... W.....90-46
 1/14/1949... Sch..... W.....78-47



3/1/1949.....A.....W.....68-51
 1/21/1950.....CG.....W.....57-38
 1/25/1950.....A.....W.....76-51
 2/15/1951.....Sch.....L.....86-50
 2/20/1951.....A.....L.....83-74
 1/15/1952.....A.....L.....78-66
 2/1/1952.....CG.....W.....82-66
 1/30/1953.....CG.....W.....78-64
 2/17/1953.....Sch.....W.....75-73
 12/29/1962...FH.....W.....73-43
 1/26/1971.....A.....L.....92-83
 12/23/1971...FH.....W.....104-67
 2/14/1973.....A.....W.....79-78
 2/5/1974.....FH.....W.....82-80
 1/14/2000.....SC.....W.....73-59
 12/14/2005...SC.....W.....86-58
 12/30/2006...N.....L.....79-66

OHIO NORTHERN

Total: UC leads 5-1
In Cincinnati: UC leads 4-0
In Ada: Series tied 1-1
Neutral: 0-0
Current Streak: Ohio Northern — 1
 1/13/1917...Sch.....W.....33-20
 1/23/1920...Sch.....W.....29-26
 1/10/1922...A.....W.....36-34
 2/25/1922...Sch.....W.....32-21
 2/24/1923...Sch.....W.....28-20
 2/21/1925...A.....L.....27-25

OHIO STATE

Total: Ohio State leads 6-4
In Cincinnati: Ohio State leads 1-0
In Columbus: Ohio State leads 3-2
Neutral: Series tied 2-1
Current Streak: Ohio State — 2
 2/4/1905.....A.....L.....42-6
 1/12/1907...A.....W.....32-30
 1/16/1909...A.....L.....57-24
 1/20/1912...A.....L.....61-15
 1/3/1920.....Sch.....L.....15-13
 12/10/1921...A.....W.....33-17
 3/25/1961...N.....W (OT).....70-65
 3/24/1962...N.....W.....71-59
 12/16/2006...N.....L.....72-50
 3/22/2012...N.....L.....81-66

OHIO WESLEYAN

Total: Ohio Wesleyan leads 27-10
In Cincinnati: OWU leads 13-7
In Delaware: OWU leads 14-3
Neutral: 0-0
Current Streak: OWU — 1
 2/2/1912.....Sch.....L.....32-24
 2/28/1912...A.....L.....63-22
 2/14/1914...Sch.....L.....57-14
 1/13/1918...Sch.....L.....29-25
 3/2/1918.....A.....L.....15-9
 1/22/1919...Sch.....L.....38-22
 2/8/1919...A.....L.....32-18
 2/6/1920.....Sch.....L.....31-22
 1/29/1921...Sch.....L.....26-24
 3/10/1921...A.....L.....30-22
 1/24/1925...Sch.....L.....42-19
 1/16/1926...Sch.....W.....49-35
 2/6/1926.....A.....W.....29-19
 1/18/1927...A.....L.....33-28
 2/7/1927...Sch.....W.....55-27
 1/18/1928...A.....W.....25-22
 2/25/1928...Sch.....W.....31-26
 1/16/1929...Sch.....L.....42-40
 2/16/1929...A.....L.....54-34
 1/14/1930...Sch.....W.....32-29
 2/8/1930.....A.....L.....36-25

1/17/1931...Sch.....L.....27-25
 2/14/1931...A.....L.....37-22
 1/12/1932...Sch.....L (OT).....26-24
 2/18/1932...A.....L.....60-28
 1/14/1933...A.....L.....47-30
 2/14/1933...Sch.....L.....39-31
 1/20/1934...Sch.....L.....36-31
 2/10/1934...A.....L.....45-29
 1/22/1935...Sch.....L (2OT).....41-39
 2/22/1935...A.....L.....33-21
 1/11/1936...Sch.....W.....26-24
 2/22/1936...A.....L.....44-30
 2/22/1937...A.....W.....28-26
 2/25/1937...Sch.....W.....29-24
 1/29/1938...Sch.....W.....39-27
 2/22/1938...A.....L.....34-30

OKLAHOMA

Total: UC leads 4-2
In Cincinnati: UC leads 1-0
In Norman: Series tied 1-1
Neutral: UC leads 2-1
Current Streak: UC — 4
 12/27/1985...N.....L.....78-65
 3/18/1991...A.....L (OT).....89-81
 1/16/1999...SC.....W.....72-59
 12/22/1999...A.....W.....72-57
 12/18/2010...N.....W.....66-56
 12/29/2011...RC.....W.....56-55

OKLAHOMA CITY

Total: UC leads 1-0
In Cincinnati: UC leads 1-0
In Oklahoma City: 0-0
Neutral: 0-0
Current Streak: UC — 1
 1/1/1955.....FH.....W.....68-67

OKLAHOMA STATE

Total: Oklahoma State leads 3-2
In Cincinnati: UC leads 2-0
In Stillwater: OSU leads 2-0
Neutral: OSU leads 1-0
Current Streak: UC — 1
 1/6/1958.....A.....L.....61-57
 2/15/1958...FH.....W.....71-59
 12/28/1985...N.....L.....62-58
 11/16/2001...A.....L.....69-62
 2/9/2003.....SC.....W.....61-50

OLD DOMINION

Total: UC leads 1-0
In Cincinnati: UC leads 1-0
In Norfolk: 0-0
Neutral: 0-0
Current Streak: UC — 1
 2/13/1971...FH.....W.....108-96

ORAL ROBERTS

Total: UC leads 2-0
In Cincinnati: UC leads 1-0
In Tulsa: UC leads 1-0
Neutral: 0-0
Current Streak: UC — 2
 1/24/1925...Sch.....L.....42-19
 1/16/1926...Sch.....W.....49-35
 2/6/1926.....A.....W.....29-19
 1/18/1927...A.....L.....33-28
 2/7/1927...Sch.....W.....55-27
 1/18/1928...A.....W.....25-22
 2/25/1928...Sch.....W.....31-26
 1/16/1929...Sch.....L.....42-40
 2/16/1929...A.....L.....54-34
 1/14/1930...Sch.....W.....32-29
 2/8/1930.....A.....L.....36-25

OREGON

Total: UC leads 1-0
In Cincinnati: 0-0
In Eugene: 0-0
Neutral: UC leads 1-0
Current Streak: UC — 1
 12/17/2002...N.....W.....77-52

OREGON STATE

Total: UC leads 4-2
In Cincinnati: UC leads 2-0
In Corvallis: OSU 2-0
Neutral: UC leads 2-0
Current Streak: UC — 1
 3/22/1963...N.....W.....80-46
 1/3/1964.....N.....W.....57-53
 1/4/1964.....A.....L.....82-61
 12/23/1964...FH.....W.....71-56
 1/15/1972...A.....L.....88-68
 12/5/1973...FH.....W.....72-63

OTTERBEIN

Total: UC leads 5-4
In Cincinnati: UC leads 3-1
In Westerville: Otterbein leads 3-2
Neutral: 0-0
Current Streak: UC — 4
 2/3/1905.....A.....W.....33-23
 3/1/1912.....A.....L.....40-19
 1/30/1913...Sch.....L.....31-21
 2/6/1913.....A.....L.....43-11
 1/20/1917...A.....L.....35-33
 2/22/1921...Sch.....W.....30-29
 2/16/1922...Sch.....W.....35-21
 1/23/1924...A.....W.....23-19
 3/6/1924.....Sch.....W.....37-17

PACIFIC

Total: UC leads 2-0
In Cincinnati: UC leads 2-0
In Stockton: 0-0
Neutral: 0-0
Current Streak: UC — 2
 12/20/1954...FH.....W.....97-59
 12/17/1958...FH.....W.....112-66

PENNSYLVANIA

Total: UC leads 1-0
In Cincinnati: UC leads 1-0
In Philadelphia: 0-0
Neutral: 0-0
Current Streak: UC — 1
 12/27/1972...FH.....W.....71-65

PENNSYLVANIA

Total: UC leads 1-0
In Cincinnati: UC leads 1-0
In Philadelphia: 0-0
Neutral: 0-0
Current Streak: UC — 1
 12/27/1972...FH.....W.....71-65

PENN STATE

Total: Penn State leads 1-0
In Cincinnati: 0-0
In University Park: 0-0
Neutral: Penn State leads 1-0
Current Streak: Penn State — 1
 12/29/1973...N.....L.....74-66

PEPPERDINE

Total: UC leads 5-0
In Cincinnati: UC leads 3-0
In Malibu: UC leads 1-0
Neutral: UC leads 1-0
Current Streak: UC — 5
 12/14/1946...MH.....W.....64-49
 12/3/1955...FH.....W.....107-71
 12/28/1974...FH.....W.....107-88
 12/23/1975...A.....W.....76-64
 12/4/1981...N.....W.....73-72

PITTSBURGH

Total: Series tied 8-8
In Cincinnati: UC leads 5-2
In Pittsburgh: Pitt leads 5-3
Neutral: Pitt leads 1-0
Current Streak: UC — 1
 1/7/1950.....CG.....W.....63-38
 1/13/1951...A.....W.....64-49
 2/4/1976.....FH.....W.....89-77

2/2/1977.....A.....L.....65-64
 1/23/1978...RC.....W (OT).....87-80
 1/10/1979...A.....W (OT).....78-75
 12/19/1979...RC.....W.....61-60
 2/12/2006...A.....L.....89-69
 1/24/2007...SC.....L.....67-51
 1/19/2008...SC.....W.....62-59
 2/27/08.....A.....L.....73-67
 3/12/2008...N.....L.....70-64
 2/14/2009...A.....L.....85-69
 1/4/2010.....SC.....L.....74-71
 2/5/2011...A.....L.....71-59
 1/1/2012.....A.....W.....66-63

PORTLAND

Total: UC leads 1-0
In Cincinnati: 0-0
In Portland: 0-0
Neutral: UC leads 1-0
Current Streak: UC — 1
 12/23/1989...N.....W.....75-53

PRAIRIE VIEW A&M

Total: UC leads 1-0
In Cincinnati: UC leads 1-0
In Prairie View: 0-0
Neutral: 0-0
Current Streak: UC — 1
 11/16/2009...SC.....W.....69-62

PRESBYTERIAN

Total: Presbyterian leads 1-0
In Cincinnati: Presbyterian leads 1-0
In Clinton: 0-0
Neutral: 0-0
Current Streak: Presbyterian — 1
 11/19/2011...SC.....L.....56-54

PRINCETON

Total: UC leads 3-1
In Cincinnati: UC leads 2-1
In Princeton: 0-0
Neutral: UC leads 1-0
Current Streak: UC — 3
 12/31/1920..Sch.....L.....30-16
 1/1/1927.....Sch.....W.....27-25
 1/2/1928.....Sch.....W.....51-27
 1/2/1965.....N.....W.....71-69

PROVIDENCE

Total: Series tied 4-4
In Cincinnati: Series tied 3-2
In Providence: Providence leads 2-1
Neutral: 0-0
Current Streak: UC — 3
 2/17/2006...SC.....W.....66-64
 2/6/2007.....A.....L.....71-70
 3/2/2008.....SC.....L (OT).....81-79
 1/7/2009.....SC.....L.....87-79
 1/19/2009...A.....L.....73-62
 1/30/2010...SC.....W.....92-88
 2/19/2011...A.....W (OT).....93-81
 2/15/2012...SC.....W.....81-66

PURDUE

Total: UC leads 2-0
In Cincinnati: 0-0
In West Lafayette: 0-0
Neutral: UC leads 2-0
Current Streak: UC — 2
 12/22/2001...N.....W.....79-62
 11/27/2004...N.....W.....79-59

RADFORD

Total: UC leads 1-0

In Cincinnati: UC leads 1-0
In Radford: 0-0
Neutral: 0-0
Current Streak: UC — 1
 12/17/2011...SC.....W.....101-70

REGIS

Total: UC leads 2-0
In Cincinnati: UC leads 2-0
In Denver: 0-0
Neutral: 0-0
Current Streak: UC — 2
 2/9/1957.....FH.....W.....96-81
 12/1/1986.....RC.....W.....84-53

RHODE ISLAND

Total: UC leads 2-0
In Cincinnati: UC leads 1-0
In Kingston: UC leads 1-0
Neutral: 0-0
Current Streak: UC — 2
 1/25/1998...SC.....W.....88-82
 11/19/1998...A.....W.....70-53

RICE

Total: Series tied 1-1
In Cincinnati: UC leads 1-0
In Houston: Rice leads 1-0
Neutral: 0-0
Current Streak: Rice — 1
 1/4/1971.....FH.....W.....92-80
 1/11/1973...A.....L.....63-57

RICHMOND

Total: UC leads 4-0
In Cincinnati: UC leads 2-0
In Richmond: UC leads 2-0
Neutral: 0-0
Current Streak: UC — 4
 12/30/1955...A.....W.....89-60
 2/2/1971.....FH.....W.....78-71
 1/29/1972...A.....W.....89-80
 12/17/2001...SC.....W.....77-46

RIO GRANDE

Total: UC leads 1-0
In Cincinnati: UC leads 1-0
In Rio Grande: 0-0
Neutral: 0-0
Current Streak: UC — 1
 12/11/1929...Sch.....W.....49-13

ROBERT MORRIS

Total: UC leads 1-0
In Cincinnati: UC leads 1-0
In Moon Township: 0-0
Neutral: 0-0
Current Streak: UC — 1
 12/28/1993...SC.....W.....84-59

ROLLINS

Total: UC leads 1-0
In Cincinnati: UC leads 1-0
In Winter Park: 0-0
Neutral: 0-0
Current Streak: UC — 1
 12/1/1980....RC.....W.....80-61

RUTGERS

Total: UC leads 12-4
In Cincinnati: UC leads 6-1
In Piscataway: Series tied 3-3
Neutral: UC leads 3-0
Current Streak: Rutgers — 1
 2/10/1972...N.....W.....84-74



ALL-TIME SERIES SCORES

12/20/1972... FH... W.....79-58
2/19/1977... A... L.....89-70
12/30/1989... N... W.....79-71
12/11/1993... SC... W.....75-61
11/28/1994... A... W.....72-61
11/30/1996... SC... W.....105-65
1/22/2006... SC... W.....71-66
1/7/2007... SC... L.....54-42
2/10/2007... A... L.....73-69
2/9/2008... A... W (OT).....72-68
1/14/2009... SC... W.....71-59
1/2/2010... A... W.....65-58
3/9/2010... N... W.....69-68
1/26/2011... SC... W.....72-56
1/28/2012... A... L.....61-54

SAINT BONAVENTURE

Total: St. Bonaventure leads 4-3
In Cincinnati: Series tied 1-1
In St. Bonaventure: SBU leads 1-0
Neutral: Series tied 2-2
Current Streak: UC — 3

3/10/1951... N... L (2OT).....70-67
1/19/1952... A... L.....77-58
2/9/1952... CG... L.....67-55
3/16/1957... N... L.....90-72
12/13/1957... FH... W.....81-58
12/26/1959... N... W.....96-56
12/17/1973... N... W.....71-65

SAINT FRANCIS (N.Y.)

Total: UC leads 2-0
In Cincinnati: UC leads 1-0
In Brooklyn Heights: UC leads 1-0
Neutral: 0-0
Current Streak: UC — 2

1/12/1949... MH... W.....65-48
2/18/1949... A... W.....91-62

SAINT FRANCIS (PA.)

Total: UC leads 3-0
In Cincinnati: UC leads 2-0
In Loretto: 0-0
Neutral: UC leads 1-0
Current Streak: UC — 3

3/19/1955... N... W.....96-91
12/17/1990... SC... W.....79-68
12/23/2010... SC... W.....94-58

SAINT JOHN'S (N.Y.)

Total: St. John's leads 8-7
In Cincinnati: UC leads 3-2
In New York: St. John's leads 4-3
Neutral: St. John's leads 2-1
Current Streak: UC — 1

2/21/1952... A... L.....76-64
2/2/1956... A... W.....93-78
12/30/1964... N... L.....66-64
2/2/1978... N... L.....75-66
12/26/1961... N... W.....97-68
2/4/2007... SC... L.....73-64
1/5/2008... A... L.....70-58
2/13/2008... SC... W.....60-43
1/22/2009... A... W.....71-60
1/11/2009... SC... W.....71-61
1/13/2010... A... L.....52-50
1/22/2011... A... W.....53-51
2/13/2011... SC... L.....59-57
1/7/2012... SC... L.....57-55
2/8/2012... A... W.....76-54

SAINT JOSEPH'S (IND.)

Total: UC leads 6-1
In Cincinnati: UC leads 6-1
In Rensselaer: 0-0
Neutral: 0-0
Current Streak: UC — 5

2/18/1964... FH... W.....99-84
1/27/1965... FH... L.....61-59
1/26/1966... FH... W.....71-66
12/28/1966... FH... W.....94-66
12/7/1974... FH... W.....81-68
12/16/1975... FH... W.....120-49
12/11/1976... RC... W.....122-78

SAINT JOSEPH'S (PA.)

Total: UC leads 3-1
In Cincinnati: UC leads 1-0
In Philadelphia: UC leads 2-1
Neutral: Series tied 1-1
Current Streak: St. Joseph's — 1

2/8/1958... A... W.....100-78
12/11/1959... FH... W.....123-79
12/28/1959... N... W.....86-77
12/27/1969... N... L.....109-92

SAINT LOUIS

Total: UC leads 59-19
In Cincinnati: UC leads 33-3
In St. Louis: UC leads 22-15
Neutral: UC leads 4-1
Current Streak: UC — 1

1/28/1956... A... L.....104-86
12/1/1956... FH... L.....91-73
1/18/1958... A... W.....85-72
2/26/1958... FH... W.....91-73
12/20/1958... A... W.....57-50
3/9/1959... FH... W.....66-59
1/13/1960... FH... W.....79-57
2/12/1960... A... W.....60-57
12/16/1960... A... L.....57-40
2/9/1961... FH... W.....61-52
1/4/1962... FH... W.....62-47
2/10/1962... A... W.....54-48
2/2/1963... FH... W.....70-40
3/2/1963... A... W.....66-52
1/11/1964... FH... W.....67-64
1/25/1964... A... L.....78-76
1/30/1965... A... W.....67-66
2/24/1965... FH... W.....69-60
1/15/1966... FH... W.....81-75
1/29/1966... A... L.....73-64
1/14/1967... FH... W.....72-58
1/28/1967... A... L.....63-60
1/13/1968... FH... W.....74-68
1/27/1968... A... L.....70-66
2/1/1969... A... W.....96-72
3/8/1969... FH... W.....94-63
1/31/1970... FH... W.....83-58
3/7/1970... A... W.....94-79
1/8/1971... A... L.....68-67
12/28/1972... FH... W.....68-65
12/30/1974... A... L.....89-68
2/14/1976... FH... W.....60-45
12/18/1976... RC... W.....86-53
1/16/1977... A... W.....54-52
3/3/1977... N... W.....76-68
1/10/1978... RC... W.....66-55
2/15/1978... A... W.....80-62
1/2/1979... A... L.....53-51
1/20/1979... RC... W.....66-63
1/22/1980... RC... W.....71-57
2/21/1980... A... L.....92-86

1/24/1981... A... W.....66-57
2/21/1981... RC... W.....59-50
1/30/1982... RC... L.....62-59
2/25/1982... A... W.....76-61
2/11/1987... RC... W.....65-64
2/10/1988... A... L.....80-73
1/11/1992... SC... W.....79-66
2/15/1992... A... W.....89-60
1/9/1993... A... W.....80-65
2/13/1993... SC... W.....64-39
2/16/1994... SC... W.....78-73
2/23/1994... A... L.....70-67
1/19/1995... SC... W.....84-73
1/28/1995... A... L.....75-68
3/11/1995... N... W.....67-65
2/7/1996... SC... W.....81-49
2/19/1996... A... W.....69-64
3/7/1996... N... W (OT).....62-59
1/5/1997... A... W.....64-52
2/13/1997... SC... W.....69-56
3/6/1997... A... W.....71-43
2/12/1998... A... W.....70-43
2/28/1998... SC... W.....61-58
1/23/1999... SC... W.....55-44
2/14/1999... A... L.....69-57
12/16/1999... A... W.....79-64
3/4/2000... SC... W.....84-41
3/9/2000... N... L.....68-58
1/20/2001... A... L (OT).....71-62
2/21/2001... SC... W.....68-61
1/22/2002... A... W.....54-50
2/12/2002... SC... W.....67-53
1/15/2003... A... W.....66-56
2/18/2003... SC... L.....58-51
2/25/2004... SC... W.....77-52
3/12/2004... N... W.....66-46
1/8/2005... A... W.....69-53

SAM HOUSTON STATE

Total: UC leads 1-0
In Cincinnati: UC leads 1-0
In Huntsville: 0-0
Neutral: 0-0
Current Streak: UC — 1

11/23/1990... SC... W.....94-65

SAN FRANCISCO

Total: UC leads 1-1
In Cincinnati: UC leads 1-0
In San Francisco: 0-0
Neutral: 0-0
Current Streak: UC — 1

2/28/1976... CG... W.....89-88

SAVANNAH STATE

Total: UC leads 1-0
In Cincinnati: UC leads 1-0
In Savannah: 0-0
Neutral: 0-0
Current Streak: UC — 1

11/24/10... SC... W.....54-41

SETON HALL

Total: UC leads 7-6
In Cincinnati: UC leads 3-1
In S. Orange: Seton Hall leads 3-0
Neutral: UC leads 4-2
Current Streak: UC — 2

2/3/1955... N... W.....88-78
12/29/1955... N... W.....82-81
2/21/1957... N... L.....80-67
1/9/1958... N... W.....118-54
12/9/1960... N... L.....84-76
2/23/1979... N... W.....83-77
2/28/2006... A... L.....72-62
2/28/2007... SC... W (OT).....70-67
1/27/2008... A... L.....64-61
3/7/2009... SC... L (OT).....67-63
1/9/2010... A... L.....83-76
12/31/10... SC... W.....70-53
2/18/2012... SC... W.....62-57

SIENA

Total: UC leads 1-0
In Cincinnati: 0-0
In Loudonville: UC leads 1-0
Neutral: 0-0
Current Streak: UC — 1

2/4/1955... A... W.....83-63

SOUTH ALABAMA

Total: UC leads 2-0
In Cincinnati: UC leads 1-0
In Mobile: UC leads 1-0
Neutral: 0-0
Current Streak: UC — 2

2/22/1992... A... W.....104-78
1/2/1993... SC... W.....87-49

SOUTH CAROLINA

Total: South Carolina leads 14-7
In Cincinnati: UC leads 5-4
In Columbia: South Carolina leads 8-0
Neutral: Series tied 2-2
Current Streak: South Carolina — 3

12/22/1967... N... L.....64-61
12/29/1976... N... W.....79-62
12/28/1979... N... W.....69-62
12/29/1983... N... L.....55-49
1/16/1985... RC... W.....73-51
2/21/1985... A... L.....79-60
1/2/1986... A... L.....63-56
2/17/1986... RC... W.....83-65
1/26/1987... A... L.....69-66
2/28/1987... RC... L.....65-63
2/18/1988... CG... W.....86-60
3/5/1988... A... L (OT).....78-76
1/14/1989... A... L.....73-69
3/4/1989... CG... W.....69-68
1/13/1990... A... L.....59-53
2/10/1990... SC... W.....76-51
1/12/1991... A... L.....85-69
2/9/1991... SC... W.....68-59
2/15/1997... SC... L.....97-83
2/1/1998... A... L.....67-65
3/23/2006... SC... L.....65-62

SOUTH CAROLINA STATE

Total: UC leads 1-0
In Cincinnati: UC leads 1-0
In Orangeburg: 0-0
Neutral: 0-0
Current Streak: UC — 1

12/31/1988... CG... W.....108-84

SOUTH DAKOTA

Total: UC leads 4-0
In Cincinnati: UC leads 4-0
In Vermillion: 0-0
Neutral: 0-0
Current Streak: UC — 4

12/11/1965... FH... W.....112-66
11/13/1967... FH... W.....89-65
11/30/1968... FH... W.....84-62
11/16/2008... SC... W.....77-46

SOUTHEAST MISSOURI ST.

Total: UC leads 2-0
In Cincinnati: UC leads 1-0
In Cape Girardeau: 0-0
Neutral: UC leads 1-0
Current Streak: UC — 2

12/11/1992... SC... W.....83-58
12/30/1996... N... W.....80-57

SOUTHERN

Total: UC leads 1-0
In Cincinnati: UC leads 1-0
In Baton Rouge: 0-0
Neutral: 0-0
Current Streak: UC — 1

12/18/1989... SC... W.....83-72

SOUTHERN CALIFORNIA

Total: Series tied 3-3
In Cincinnati: UC leads 2-0
In Los Angeles: USC leads 2-1
Neutral: USC leads 1-0
Current Streak: UC — 2

12/17/1965... A... L.....77-65
12/19/1967... FH... W.....69-58
12/16/1968... A... L.....83-68
12/17/1971... N... L.....72-64
1/28/1996... SC... W.....85-53
1/26/1997... A... W.....100-81

SOUTHERN METHODIST

Total: UC leads 2-1
In Cincinnati: UC leads 2-0
In Dallas: 0-0
Neutral: Southern Methodist leads 1-0
Current Streak: UC — 1

12/5/1947... MH... W.....59-46
3/12/1966... N... L.....84-89
1/15/1975... FH... W.....106-74

SOUTHERN MISS

Total: UC leads 17-13
In Cincinnati: UC leads 9-5
In Hattiesburg: UC leads 7-5
Neutral: Southern Miss leads 3-1
Current Streak: UC — 2

12/1/1979... N... L.....86-84
2/19/1983... RC... L.....69-59
1/23/1984... RC... L.....59-57
2/11/1984... A... L.....73-56
1/21/1985... A... W.....59-58
2/16/1985... RC... W.....66-65
1/6/1986... RC... W.....76-63
2/24/1986... A... L.....72-62
3/7/1986... N... W.....75-74
1/5/1987... RC... L.....73-51
2/19/1987... A... L.....76-64
1/4/1988... CG... W.....103-94
3/2/1988... A... L.....104-85
1/9/1989... CG... L (OT).....85-84
2/11/1989... A... W.....82-70



1/27/1990..... SC..... L.....	83-76
2/22/1990..... A..... L.....	70-63
3/9/1990..... N..... L.....	75-63
1/26/1991..... A..... W.....	76-69
2/20/1991..... SC..... W.....	86-72
1/11/1996..... A..... W.....	75-70
2/25/1997..... SC..... W.....	63-49
1/15/1998..... SC..... W.....	77-61
1/9/1999..... A..... W.....	54-52
2/23/2000..... SC..... W.....	95-69
2/10/2001..... A..... W.....	64-52
2/15/2002..... SC..... W.....	89-37
3/12/2002..... N..... L.....	63-61
1/24/2004..... A..... L.....	83-47
2/16/2005..... SC..... W.....	83-51

SOUTHERN UTAH

Total: UC leads 1-0
In Cincinnati: 0-0
In Springfield: 0-0
Neutral: UC leads 1-0
Current Streak: UC — 1
11/25/1998..... N..... W.....

SOUTHWEST MISSOURI

Total: UC leads 1-0
In Cincinnati: 0-0
In Cedar City: 0-0
Neutral: UC leads 1-0
Current Streak: UC — 1
1/1/1997..... N..... W.....

STANFORD

Total: UC leads 2-1
In Cincinnati: UC leads 1-0
In Stanford: UC leads 1-0
Neutral: Stanford leads 1
Current Streak: UC — 1
12/20/1968..... A..... W.....

STETSON

Total: Series tied 1-1
In Cincinnati: UC leads 1-0
In Deland: Stetson leads 1-0
Neutral: 0-0
Current Streak: Stetson — 1
2/7/1983..... RC..... W.....

SYRACUSE

Total: Syracuse leads 7-3
In Cincinnati: Syracuse leads 3-1
In Syracuse: Syracuse leads 3-1
Neutral: Series tied 1-1
Current Streak: UC — 1
1/14/2006..... SC..... L.....

TCU

Total: UC leads 5-0
In Cincinnati: UC leads 2-0
In Fort Worth: UC leads 2-0
Neutral: UC leads 1-0
Current Streak: UC — 5
3/13/1959..... N..... W.....

12/22/1966... FH..... W (OT).....	89-88
1/11/2003..... A..... W.....	83-72
1/17/2004..... SC..... W.....	85-57
2/26/2005..... A..... W.....	89-74

TEMPLE

Total: UC leads 14-6
In Cincinnati: UC leads 5-1
In Philadelphia: UC leads 3-2
Neutral: UC leads 6-3
Current Streak: UC — 11
12/9/1957..... FH..... W.....

TENNESSEE

Total: UC leads 5-1
In Cincinnati: UC leads 3-0
In Knoxville: UC leads 2-1
Neutral: 0-0
Current Streak: UC — 2
12/22/1952... CG..... W.....

TENNESSEE-MARTIN

Total: UC leads 2-0
In Cincinnati: UC leads 2-0
In Martin: 0-0
Neutral: 0-0
Current Streak: UC — 2
12/10/1994... SC..... W.....

TENNESSEE STATE

Total: UC leads 3-1
In Cincinnati: UC leads 2-1
In Nashville: UC leads 1-0
Neutral: 0-0
Current Streak: UC — 3
12/10/1987... RC..... L.....

TENNESSEE TECH

Total: UC leads 2-0
In Cincinnati: UC leads 2-0
In Cookeville: 0-0
Neutral: 0-0
Current Streak: UC — 2
11/23/2003... SC..... W.....

TEXAS

Total: UC leads 2-0
In Cincinnati: 0-0
In Austin: 0-0
Neutral: UC leads 2-0
Current Streak: UC — 2
3/15/1963..... N..... W.....

TEXAS A&M

Total: UC leads 1-0
In Cincinnati: 0-0
In College Station: 0-0
Neutral: UC leads 1-0
Current Streak: UC — 1
3/15/1975..... N..... W.....

TEXAS-EL PASO

Total: Series tied 1-1
In Cincinnati: 0-0
In El Paso: 0-0
Neutral: Series tied 1-1
Current Streak: UC — 1
3/11/1966..... N..... L (OT).....

TEXAS SOUTHERN

Total: UC leads 3-0
In Cincinnati: UC leads 3-0
In San Marcos: 0-0
Neutral: 0-0
Current Streak: UC — 3
12/11/1992... SC..... W.....

TEXAS TECH

Total: UC leads 1-0
In Cincinnati: 0-0
In Lubbock: 0-0
Neutral: UC leads 1-0
Current Streak: UC — 1
3/17/1961..... N..... W.....

TEXAS WESLEYAN

Total: UC leads 1-0
In Cincinnati: UC leads 1-0
In Fort Worth: 0-0
Neutral: 0-0
Current Streak: UC — 1
1/19/1949... MH..... W.....

TOLEDO

Total: Toledo leads 14-10
In Cincinnati: UC leads 5-4
In Toledo: Toledo leads 9-5
Neutral: Toledo leads 1-0
Current Streak: UC — 3
2/15/1936..... A..... L.....

2/5/1972..... FH..... L (OT).....	89-87
1/17/1973..... A..... W.....	86-78
1/8/1990..... A..... L.....	84-72
12/30/2000... N..... L.....	69-66
12/10/2001... SC..... W.....	68-55
11/18/2009... SC..... W.....	92-68
12/4/2011..... A..... W.....	81-47

TORONTO

Total: UC leads 1-0
In Cincinnati: UC leads 1-0
In Toronto: 0-0
Neutral: 0-0
Current Streak: UC — 1
12/28/1946.. MH..... W.....

TRANSYLVANIA

Total: UC leads 3-0
In Cincinnati: UC leads 2-0
In Lexington: UC leads 1-0
Neutral: 0-0
Current Streak: UC — 3
2/4/1909..... Mc..... W.....

TULANE

Total: UC leads 21-13
In Cincinnati: UC leads 12-5
In New Orleans: Tulane leads 8-7
Neutral: UC leads 2-0
Current Streak: UC — 10
1/22/1977..... A..... L.....

1/4/1958..... A..... W.....	77-70
2/22/1958..... FH..... W.....	86-71
2/2/1959..... FH..... W.....	84-71
2/23/1959..... A..... W.....	92-69
1/9/1960..... A..... W.....	83-50
2/29/1960..... FH..... W.....	110-64
1/14/1961..... A..... W.....	92-75
2/18/1961..... FH..... W.....	81-52
1/6/1962..... FH..... W.....	72-43
2/10/1962..... A..... W.....	70-52
1/12/1963..... A..... W.....	67-57
2/23/1963..... FH..... W.....	55-54
12/28/1963... FH..... W.....	54-52
2/1/1964..... A..... L.....	74-58
2/6/1965..... FH..... L.....	69-66
2/20/1965..... A..... L.....	84-71
1/8/1966..... A..... L.....	73-71
2/19/1966..... FH..... W.....	88-75
1/5/1967..... FH..... L (OT).....	65-64
2/16/1967..... A..... L.....	76-57
1/6/1968..... A..... L.....	62-59
2/17/1968..... FH..... W.....	75-68
1/2/1969..... A..... L.....	57-50
2/15/1969..... FH..... W.....	76-63
1/5/1970..... FH..... W.....	78-74
2/14/1970..... A..... W.....	72-68
1/22/1972..... FH..... W.....	81-74
12/23/1972... A..... L (OT).....	92-86
3/19/2000..... N..... L.....	61-69

UAB

Total: UC leads 15-10
In Cincinnati: UC leads 11-2
In Birmingham: UAB leads 7-4
Neutral: UC leads 1-0
Current Streak: UAB — 1
12/12/1984... RC..... W.....

UCLA

Total: UC leads 2-1
In Cincinnati: 0-0
In Los Angeles: UC leads 1-0
Neutral: Series tied 1-1
Current Streak: UCLA — 1
3/23/1962..... N..... W.....



ALL-TIME SERIES SCORES

UNION (KY.)

Total: UC leads 2-0
In Cincinnati: UC leads 2-0
In Schenectady: 0-0
Neutral: 0-0
Current Streak: UC — 2
 12/1/1953... Sch... W.....98-59
 12/1/1854... Cen... W.....106-71

UNLV

Total: UC leads 5-0
In Cincinnati: UC leads 2-0
In Las Vegas: UC leads 3-0
Neutral: 0-0
Current Streak: UC — 5
 12/19/1998... A..... W.....86-73
 1/2/2000... SC... W.....106-66
 12/16/2000... A..... W.....90-72
 11/24/2001... SC... W.....74-61
 11/29/2008... A..... W.....67-65

USC UPSTATE

Total: UC leads 1-0
In Cincinnati: UC leads 1-0
In Spartanburg: 0-0
Neutral: 0-0
Current Streak: UC — 1
 11/26/2007... SC... W.....69-57

USF

Total: UC leads 23-8
In Cincinnati: UC leads 14-1
In Tampa: UC leads 7-6
Neutral: UC leads 2-1
Current Streak: USF — 1
 2/6/1975... A..... W.....82-80
 12/6/1975... FH... W.....96-75
 12/4/1976... RC... W.....103-69
 11/23/1985... RC... W.....51-47
 12/17/1986... A..... L.....62-47
 2/25/1988... CG... L.....76-73
 12/11/1988... A..... L.....82-65
 12/31/1991... SC... W.....80-60
 2/17/1993... A..... W.....72-50
 1/6/1996... A..... W.....71-69
 2/4/1996... SC... W.....79-60
 2/20/1997... A..... W.....76-56
 2/14/1998... SC... W.....72-55
 2/25/1999... A..... W.....64-53
 3/4/1999... N..... W.....76-56
 1/29/2000... SC... W.....89-72
 3/1/2001... A..... W.....77-66
 1/26/2002... A..... W.....78-68
 3/7/2002... RC... W.....79-57
 2/11/2004... SC... W.....80-67
 1/27/2005... A..... W.....74-48
 3/10/2005... N..... L.....80-68
 1/31/2006... SC... W.....73-60
 1/14/2007... A..... L.....74-59
 2/20/2008... SC... W.....52-51
 3/3/2009... A..... L.....70-59
 1/20/2010... SC... W.....78-70
 2/16/2010... A..... L.....65-57
 1/12/2011... SC... W.....74-66
 3/9/2011... N..... W.....87-61
 2/26/2012... A..... L.....46-45

UTAH

Total: UC leads 3-1
In Cincinnati: UC leads 2-0
In Salt Lake City: Utah leads 1-0
Neutral: UC leads 1-0

Current Streak: UC — 1

1/3/1948... MH... W.....56-49
 3/24/1961... N..... W.....82-67
 1/1/1964... A..... L.....76-68
 12/28/1965... FH... W.....84-66

UTAH VALLEY STATE

Total: UC leads 1-0
In Cincinnati: UC leads 1-0
In Salt Lake City: 0-0
Neutral: 0-0
Current Streak: UC — 1
 12/11/2010... SC... W.....92-72

VALPARAISO

Total: UC leads 4-1
In Cincinnati: UC leads 3-1
In Valparaiso: UC leads 1-0
Neutral: 0-0
Current Streak: UC — 4
 1/10/1948... MH... L (OT).....75-69
 2/25/1991... SC... W.....90-47
 12/2/2002... SC... W.....76-50
 12/2/2003... A..... W.....68-49
 11/19/2004... SC... W.....88-70

VANDERBILT

Total: UC leads 6-1
In Cincinnati: UC leads 3-0
In Nashville: UC leads 2-0
Neutral: Series tied 1-1
Current Streak: UC — 3
 12/28/1922... Sch... W.....42-24
 12/31/1934... Sch... W.....47-20
 1/5/1935... A..... W.....46-20
 12/29/1970... N..... L.....86-83
 12/8/2004... SC... W.....88-72
 12/10/2005... A..... W.....92-83
 11/23/2009... N..... W.....67-58

VILLANOVA

Total: Villanova leads 6-3
In Cincinnati: Villanova leads 3-2
In Philadelphia: Villanova leads 3-1
Neutral: 0-0
Current Streak: UC — 2
 12/20/1947... MH... L.....70-68
 2/23/2006... SC... L.....74-72
 2/14/2007... A..... L.....64-48
 1/12/2008... SC... W.....69-66
 2/1/2009... A..... L.....71-50
 3/2/2010... SC... L.....77-73
 1/9/2011... A..... L.....72-61
 1/14/2012... SC... W.....82-78
 3/3/2012... A..... W.....72-68

VIRGINIA

Total: UC leads 3-1
In Cincinnati: Series tied 1-1
In Charlottesville: 0-0
Neutral: UC leads 2-0
Current Streak: UC — 3
 2/16/1924... Sch... L.....31-27
 12/28/1955... N..... W.....93-69
 12/3/1962... FH... W.....91-42
 2/26/1993... N..... W.....71-54

VA. COMMONWEALTH

Total: Va. Commonwealth leads 2-1
In Cincinnati: Series tied 1-1
In Richmond: VCU leads 1-0
Neutral: 0-0

Current Streak: VCU — 2

1/12/1974... FH... W.....57-51
 1/8/1979... RC... L.....74-63
 12/22/1980... A..... L.....78-58

VIRGINIA TECH

Total: Virginia Tech leads 18-12
In Cincinnati: UC leads 8-5
In Blacksburg: VT leads 11-2
Neutral: Series tied 2-2
Current Streak: VT — 2
 1/6/1979... A..... W.....72-68
 2/19/1979... RC... L.....76-75
 3/1/1979... N..... L.....80-74
 1/19/1980... RC... L.....61-59
 1/26/1980... A..... L.....97-57
 2/28/1980... N..... W.....65-51
 1/17/1981... RC... W.....82-77
 2/28/1981... A..... L.....115-92
 1/31/1982... A..... L.....64-76
 2/15/1982... RC... W.....87-71
 3/5/1982... N..... L.....106-92
 2/12/1983... A..... L.....84-81
 3/5/1983... RC... L.....73-72
 1/11/1984... RC... L.....70-53
 1/28/1984... A..... L.....69-51
 2/9/1985... A..... L.....82-69
 3/2/1985... RC... W.....70-61
 1/18/1986... RC... W (2OT) ..107-104
 3/1/1986... A..... L.....83-71
 1/12/1987... RC... W.....78-72
 2/7/1987... A..... L.....79-73
 1/14/1988... CG... L.....102-97
 2/13/1988... A..... L.....115-111
 2/18/1989... A..... W.....90-79
 2/25/1989... CG... W.....98-84
 1/20/1990... A..... W.....62-59
 2/17/1990... SC... W.....94-80
 1/19/1991... SC... W.....77-61
 2/16/1991... A..... L (OT).....85-81
 3/7/1991... N..... L.....75-69

WABASH

Total: UC leads 1-0
In Cincinnati: UC leads 1-0
In Crawfordsville: 0-0
Neutral: 0-0
Current Streak: UC — 1
 1/4/1975... FH... W.....93-67

WAGNER

Total: UC leads 1-0
In Cincinnati: UC leads 1-0
In Staten Island: 0-0
Neutral: 0-0
Current Streak: UC — 1
 12/8/1995... SC... W.....100-64

WAKE FOREST

Total: UC leads 5-2
In Cincinnati: UC leads 2-1
In Winston-Salem: UC leads 2-1
Neutral: UC leads 1-0
Current Streak: Wake Forest — 2
 12/29/1958... N..... W.....94-70
 12/30/1965... FH... W.....117-87
 12/15/1966... A..... W.....59-58
 1/27/2001... SC... W (OT) ..78-72
 2/9/2002... A..... W.....103-94
 2/15/2004... A..... L.....91-85
 1/22/2005... SC... L.....74-70

WASHINGTON

Total: UC leads 3-1
In Cincinnati: UC leads 2-0
In Seattle: Series tied 1-1
Neutral: 0-0
Current Streak: UC — 3
 1/14/1972... A..... L.....91-81
 12/22/1973... FH... W.....82-80
 12/3/1993... SC... W.....88-72
 2/10/1997... A..... W.....82-69

WASHINGTON & LEE

Total: Washington & Lee leads 1-0
In Cincinnati: W&L leads 1-0
In Lexington: 0-0
Neutral: 0-0
Current Streak: W&L — 1
 2/25/1956... FH... L.....87-57

WAYNE STATE

Total: UC leads 6-4
In Cincinnati: UC leads 4-1
In Detroit: Series tied 2-2
Neutral: Wayne State leads 1-0
Current Streak: UC — 5
 12/14/1938... N..... L.....53-36
 2/10/1942... Sch... W.....51-43
 1/5/1945... A..... L.....49-39
 2/20/1945... Sch... W.....57-40
 1/4/1946... A..... L.....45-38
 1/31/1946... Sch... W.....58-47
 1/6/1947... A..... W.....47-36
 2/24/1947... Sch... W.....78-36
 1/9/1948... Sch... W.....92-52
 2/7/1948... A..... W.....74-60

WEST TEXAS STATE

Total: Series tied 1-1
In Cincinnati: UC leads 1-1
In Canyon: 0-0
Neutral: 0-0
Current Streak: WTSU — 1
 12/16/1950... CG... W.....64-41
 1/30/1971... FH... L.....94-83

WEST VIRGINIA

Total: Series tied 10-10
In Cincinnati: UC leads 6-2
In Morgantown: WVU leads 6-3
Neutral: WVU leads 2-1
Current Streak: WVU — 4
 1/17/1941... Sch... L.....47-43
 2/15/1941... A..... L.....55-36
 1/1/1949... MH... W.....72-62
 1/29/1949... A..... L.....81-63
 1/19/1950... CG... W.....69-59
 2/11/1950... A..... W (OT) ..69-64
 2/23/1976... N..... W.....66-56
 2/24/1978... CG... W.....96-80
 1/24/1979... A..... W.....79-65
 3/14/1998... N..... L.....75-74
 2/4/2006... A..... L.....66-57
 3/4/2006... SC... W.....78-75
 1/20/2007... SC... W (OT) ..96-83
 3/3/2007... A..... L.....79-65
 1/30/2008... A..... W.....62-39
 2/26/2009... SC... W.....65-61
 2/27/2010... A..... L.....74-68
 3/11/2010... N..... L.....54-51
 1/29/2011... SC... L.....66-55
 1/21/2012... A..... L (OT) ..77-74

WESTERN CAROLINA

Total: UC leads 2-0
In Cincinnati: UC leads 2-0
In Cullowhee: 0-0
Neutral: 0-0
Current Streak: UC — 2
 11/23/1996... SC... W.....99-72
 11/10/2007... SC... W.....66-64

WESTERN ILLINOIS

Total: Series tied 1-1
In Cincinnati: Series tied 1-1
In Macomb: 0-0
Neutral: 0-0
Current Streak: UC — 1
 12/9/1983... RC... L.....70-61
 11/22/2008... SC... W.....74-46

WESTERN KENTUCKY

Total: Western Kentucky leads 12-6
In Cincinnati: Series tied 4-4
In Bowling Green: WKU leads 8-1
Neutral: UC leads 1-0
Current Streak: UC — 1
 1/4/1935... A..... W.....26-25
 12/17/1949... CG... W.....55-54
 1/16/1950... A..... L.....84-59
 12/9/1950... CG... W.....70-45
 2/8/1951... A..... L.....75-70
 12/15/1951... CG... L.....76-71
 1/30/1952... A..... L.....79-63
 12/16/1952... CG... L.....77-76
 1/8/1953... A..... L.....84-76
 12/15/1953... CG... L.....74-71
 2/22/1954... A..... L.....92-77
 12/14/1954... A..... L.....85-75
 1/29/1955... FH... W.....101-92
 12/10/1955... FH... W.....83-54
 2/21/1956... A..... L.....85-74
 12/3/1983... RC... L.....71-54
 11/27/1985... A..... L.....69-58
 12/28/1996... N..... W.....81-57

WESTERN MICHIGAN

Total: UC leads 15-1
In Cincinnati: UC leads 8-0
In Kalamazoo: UC leads 6-1
Neutral: UC leads 1-0
Current Streak: UC — 7
 2/6/1948... A..... W.....61-59
 1/22/1949... A..... W.....75-57
 2/14/1949... Sch... W.....90-65
 1/14/1950... CG... W.....66-45
 2/4/1950... A..... W.....74-51
 1/20/1951... CG... W.....73-65
 3/5/1951... A..... W.....78-68
 12/7/1951... N..... W.....83-77
 1/18/1952... A..... L.....62-56
 2/16/1952... CG... W.....63-56
 1/16/1953... CG... W.....76-67
 12/14/1953... A..... W.....92-77
 1/16/1954... CG... W.....102-71
 2/13/1954... A..... W.....92-63
 12/3/1960... FH... W.....85-54
 12/17/1966... FH... W.....74-48

WICHITA STATE

Total: UC leads 18-11
In Cincinnati: UC leads 11-3
In Wichita: Wichita State leads 8-7
Neutral: 0-0
Current Streak: Wichita State — 1



1/25/1958..... FH..... W.....105-81
 3/1/1958..... A..... W.....86-82
 1/31/1959..... FH..... W.....95-87
 2/21/1959..... A..... W.....88-74
 1/7/1960..... A..... W.....76-69
 2/27/1960..... FH..... W.....97-76
 1/12/1961..... A..... W.....80-57
 2/16/1961..... FH..... W.....67-64
 12/18/1961..... A..... L.....52-51
 2/24/1962..... FH..... W.....84-63
 1/5/1963..... FH..... W.....63-50
 2/16/1963..... A..... L.....65-64
 1/30/1964..... A..... L.....62-59
 2/15/1964..... FH..... L (OT).....59-58
 1/9/1965..... FH..... L.....65-61
 2/13/1965..... A..... L.....79-64
 2/10/1966..... FH..... W.....93-76
 2/22/1966..... A..... L.....86-76
 2/8/1967..... A..... L.....57-55
 2/22/1967..... FH..... W.....92-63
 2/7/1968..... FH..... W.....99-85
 2/21/1968..... A..... W.....85-81
 1/4/1969..... A..... L.....67-66
 2/13/1969..... FH..... L.....75-73
 1/27/1970..... FH..... W.....96-78
 2/12/1970..... A..... W.....84-57
 1/26/1976..... A..... W.....92-85
 1/26/1977..... RC..... W.....68-60
 12/5/1981..... A..... L.....87-67

WILLIAM & MARY

Total: UC leads 6-0
In Cincinnati: UC leads 4-0
In Williamsburg: UC leads 2-0
Neutral: 0-0
Current Streak: UC — 6
 3/17/1950..... CG..... W.....80-44
 12/21/1950..... CG..... W.....89-60
 12/19/1951..... CG..... W.....71-61
 2/29/1952..... A..... W.....82-76
 1/31/1972..... A..... W.....65-52
 1/27/1973..... FH..... W.....110-68

WILMINGTON

Total: UC leads 27-2
In Cincinnati: UC leads 16-1
In Wilmington: UC leads 11-1
Neutral: 0-0
Current Streak: UC — 11
 2/5/1908..... A..... W.....28-27
 2/27/1908..... Mc..... W.....35-17
 1/14/1909..... A..... W.....31-21
 1/8/1927..... Sch..... W.....43-21
 2/4/1928..... Sch..... W.....38-25
 2/13/1929..... Sch..... W.....32-24
 12/30/1932..... A..... W.....35-29
 12/28/1933..... Sch..... L (OT).....25-22
 12/15/1934..... Sch..... W.....50-18
 12/13/1935..... Sch..... W.....46-29
 12/12/1936..... Sch..... W.....41-21
 12/10/1937..... Sch..... W.....33-26
 12/23/1938..... Sch..... W.....38-27
 2/7/1939..... A..... W.....49-36
 12/22/1939..... Sch..... W (2OT).....40-36
 1/25/1940..... A..... W (OT).....38-37
 12/21/1940..... Sch..... W.....38-25
 1/29/1941..... A..... L.....31-26
 12/20/1941..... Sch..... W.....54-21
 1/28/1942..... A..... W.....57-38
 12/5/1942..... Sch..... W.....38-31
 1/16/1943..... A..... W.....50-30
 12/11/1943..... A..... W.....49-34
 1/10/1944..... A..... W.....46-21
 12/16/1944..... Sch..... W.....66-21
 1/25/1945..... A..... W.....52-40

12/8/1945..... XS..... W.....30-22
 1/24/1946..... A..... W.....74-39
 12/1/1951..... Sch..... W.....115-50

WINTHROP
Total: UC leads 2-0
In Cincinnati: UC leads 2-0
In Rock Hill: 0-0
Neutral: 0-0
Current Streak: UC — 2
 12/30/1997..... SC..... W.....79-36
 12/22/09..... SC..... W.....74-57

WISCONSIN

Total: UC leads 5-1
In Cincinnati: UC leads 2-0
In Madison: UC leads 2-0
Neutral: Series tied 1-1
Current Streak: UW — 1
 12/9/1961..... A..... W.....86-67
 12/30/1961..... N..... W.....101-71
 12/14/1963..... FH..... W.....65-60
 12/22/1965..... FH..... W.....87-74
 12/3/1966..... A..... W(OT).....77-70
 3/17/1994..... N..... L.....80-72

WISCONSIN-MILWAUKEE

Total: UC 3, Wisconsin-Milwaukee 0
In Cincinnati: UC 3, UWWM 0
In Milwaukee: 0-0
Neutral: 0-0
Current Streak: UC — 3
 2/20/1975..... FH..... W.....96-71
 1/17/1976..... FH..... W.....76-61
 12/27/1999..... SC..... W.....93-60

WITTENBERG

Total: Wittenberg leads 22-19
In Cincinnati: UC leads 14-7
In Springfield: Wittenberg leads 15-5
Neutral: 0-0
Current Streak: UC — 1
 1/13/1905..... Mc..... W.....40-13
 1/24/1913..... Sch..... W.....43-30
 3/3/1913..... A..... L.....44-26
 1/24/1914..... A..... L.....34-19
 2/4/1914..... Sch..... L.....34-22
 1/15/1915..... Sch..... L.....31-19
 1/23/1915..... A..... L.....25-8
 1/21/1916..... Sch..... L.....49-24
 2/4/1916..... A..... L.....36-18
 2/24/1917..... Sch..... W.....33-29
 3/16/1917..... A..... L.....37-30
 2/14/1918..... Sch..... W.....32-11
 2/27/1918..... A..... W.....22-13
 2/27/1919..... A..... L.....42-11
 1/24/1920..... A..... L.....28-27
 2/27/1920..... Sch..... L.....27-19
 2/7/1921..... A..... L.....36-10
 2/26/1921..... Sch..... L.....21-15
 3/8/1922..... Sch..... L.....27-19
 2/10/1923..... A..... L.....34-24
 1/18/1924..... A..... W.....35-21
 2/9/1924..... Sch..... W.....27-19
 1/15/1926..... A..... W.....37-34
 2/10/1926..... Sch..... W.....49-38
 1/29/1927..... Sch..... W.....55-27
 2/5/1927..... A..... L.....38-36
 1/21/1928..... Sch..... W.....48-46
 2/18/1928..... A..... W.....39-30
 1/3/1929..... A..... L (OT).....45-40
 2/2/1929..... Sch..... W.....25-21
 1/21/1930..... Sch..... W.....21-19
 2/15/1930..... A..... L.....29-18
 1/18/1932..... A..... L.....28-17

2/9/1932..... Sch..... L.....44-34
 1/7/1933..... Sch..... W.....28-26
 2/11/1933..... A..... L.....39-26
 1/13/1934..... Sch..... W.....56-36
 2/14/1934..... A..... W.....38-34
 1/2/1937..... Sch..... W.....36-27
 2/5/1938..... A..... L.....30-27
 12/15/1942..... Sch..... W.....49-48

WOFFORD

Total: Wofford leads 1-0
In Cincinnati: Wofford leads 1-0
In Spartanburg: 0-0
Neutral: 0-0
Current Streak: Wofford — 1
 11/21/2006..... SC..... L.....91-90

WOOSTER

Total: Series tied 2-2
In Cincinnati: Wooster leads 2-0
In Wooster: UC leads 2-0
Neutral: 0-0
Current Streak: UC — 1
 3/5/1923..... Sch..... L.....22-21
 1/5/1924..... A..... W.....24-7
 12/13/1941..... Sch..... L.....43-22
 1/30/1943..... A..... W.....40-39

WRIGHT STATE

Total: UC leads 8-0
In Cincinnati: UC leads 7-0
In Dayton: UC leads 1-0
Neutral: 0-0
Current Streak: UC — 8
 12/12/1973..... FH..... W.....78-42
 11/30/1974..... FH..... W.....89-71
 12/3/1975..... FH..... W.....118-70
 12/1/1976..... RC..... W.....120-52
 12/6/1997..... SC..... W.....85-60
 11/20/2001..... SC..... W.....83-54
 12/1/2010..... SC..... W.....77-69
 12/14/2011..... A..... W.....78-58

WYOMING

Total: UC leads 3-2
In Cincinnati: UC leads 2-0
In Laramie: Series tied 1-1
Neutral: Wyoming leads 2-0
Current Streak: UC — 3
 12/29/1953..... N..... L.....64-54
 12/30/1987..... N..... L.....100-73
 11/29/1993..... SC..... W.....73-49
 12/17/1994..... A..... W.....81-80
 11/29/1995..... SC..... W.....101-51

XAVIER

Total: UC leads 48-31
Fifth Third: UC leads 7-4
Cintas: Xavier leads 5-1
Armory FH: UC leads 3-1
Cin. Gardens: UC leads 27-15
Riverfront Col.: UC leads 7-3
Schmidt FH: Series tied 3-3
Current Streak: Xavier — 1
 3/7/1928..... A..... L.....29-25
 3/3/1943..... A..... L.....51-37
 2/27/1946..... A..... W.....53-39
 2/26/1947..... A..... W.....76-51
 3/3/1948..... A..... W.....52-45
 2/5/1949..... A..... L.....71-64
 3/9/1949..... CG..... W.....57-46
 3/9/1950..... CG..... L.....54-53
 3/18/1950..... CG..... W.....59-48
 12/28/1950..... CG..... W.....83-70
 3/8/1951..... CG..... W.....81-66

12/19/1951..... CG..... L.....77-70
 2/13/1952..... CG..... W.....68-63
 1/6/1953..... CG..... L.....81-78
 2/10/1953..... CG..... L.....70-68
 1/6/1954..... CG..... W.....77-58
 2/10/1954..... CG..... W.....81-76
 1/6/1955..... CG..... L.....67-64
 2/9/1955..... FH..... W.....70-69
 1/17/1956..... CG..... W.....71-66
 2/8/1956..... FH..... L (OT).....79-72
 1/9/1957..... CG..... L.....88-62
 2/13/1957..... FH..... W.....69-57
 12/14/1957..... FH..... W.....79-68
 3/8/1958..... CG..... W.....80-68
 1/24/1959..... CG..... W.....92-66
 3/7/1960..... CG..... W.....86-68
 3/2/1961..... CG..... W.....89-53
 3/1/1962..... CG..... W.....61-58
 2/26/1963..... CG..... W.....72-61
 3/4/1964..... CG..... W.....94-92
 3/3/1965..... CG..... W.....102-72
 3/3/1966..... CG..... W.....67-62
 3/3/1967..... CG..... W (OT).....79-69
 3/5/1968..... CG..... L.....72-71
 1/8/1969..... CG..... W.....52-50
 2/17/1970..... CG..... W.....85-72
 2/17/1971..... CG..... L.....66-65
 2/16/1972..... CG..... W.....76-71
 2/21/1973..... CG..... W.....78-68
 2/20/1974..... CG..... W.....68-56
 2/26/1975..... CG..... W.....66-57
 2/18/1976..... RC..... W.....81-74
 2/16/1977..... RC..... W.....77-68
 2/13/1978..... RC..... W.....59-54
 2/12/1979..... RC..... W.....60-58
 2/4/1980..... RC..... L.....77-69
 2/18/1981..... RC..... W.....79-72
 1/27/1982..... RC..... L.....53-51
 1/26/1983..... RC..... W.....73-58
 1/26/1984..... A..... L.....72-63
 1/30/1985..... RC..... L.....55-52
 1/23/1986..... A..... L.....80-76
 1/29/1987..... RC..... W.....75-73
 1/12/1988..... A..... L.....98-80
 2/1/1989..... CG..... W.....86-76
 1/31/1990..... A..... L (OT).....90-88
 1/30/1991..... SC..... W.....69-56
 1/29/1992..... A..... W.....93-75
 1/27/1993..... SC..... W.....78-67
 1/19/1994..... A..... L (OT).....82-76
 1/9/1995..... SC..... W.....87-80
 1/17/1996..... A..... W.....99-90
 11/26/1996..... SC..... L.....71-69
 12/13/1997..... A..... L.....88-68
 1/28/1999..... SC..... W.....87-77
 12/18/1999..... A..... L.....66-64
 12/14/2000..... SC..... L.....69-67
 12/14/2001..... A..... W.....75-55
 12/7/2002..... SC..... L.....50-44
 2/3/2004..... A..... L.....71-69
 2/10/2005..... SC..... W.....65-54
 1/19/2006..... A..... L (OT).....73-71
 12/13/2006..... SC..... W.....67-57
 12/12/2007..... A..... L.....64-59
 12/13/2008..... SC..... L.....76-66
 12/13/2009..... A..... L (2OT).....83-79
 1/6/2011..... SC..... W.....66-46
 12/10/2011..... A..... L.....76-53

12/29/1901..... AG..... L.....37-9
 1/3/1905..... Mc..... L.....31-17
 1/6/1906..... Mc..... L.....23-0
 12/29/1921..... Sch..... W.....28-24
 12/29/1923..... Sch..... L.....38-21
 12/30/1975..... N..... W.....83-55

YOUNGSTOWN STATE

Total: UC leads 3-0
In Cincinnati: UC leads 1-0
In Youngstown: UC leads 10
Neutral: UC leads 1-0
Current Streak: UC — 3
 12/18/1993..... SC..... W.....95-55
 11/20/1999..... A..... W.....94-76
 12/20/2000..... N..... W.....74-65