




MARYLAND

How to Transfer a Ticket Online in 5 Easy Steps

Transferring unused tickets to family and friends is now easier than ever. Eliminate the need to meet face-to-face or stand in will call lines before the game to drop off or pick up extra tickets. Simply access your account online and transfer your ticket to a friend. The recipient then gets an email notifying them of the transfer, instantly receives the tickets and prints the tickets on-demand. It's that easy!

BENEFITS

-  Simplify the transfer of tickets to friends on short notice
-  Receive transferred tickets instantly by print-at-home delivery
-  Support the team by filling the venue



TERRAPIN TICKET OFFICE

2740 Comcast Center
College Park, MD 20742
301-314-7070 or 800-IM-A-TERP
www.umterps.com | terptix@umd.edu

1 Login to your account on www.umterps.com

2 Click “Transfer Tickets/Items or Return Tickets”

My Account

My Account

[Edit My Account](#)

Manage My Tickets/Items

[Re-Issue Print-At Home Tickets/Items](#)

[Transfer Tickets/Items or Return Tickets](#)

[View My Promotions](#)

3 Select game to transfer



VIRGINIA

Event Date: Saturday, November 5 at time TBD

[Transfer](#)

4 Fill in complete transfer details/credit card info

Recipient Information:

First Name:

Last Name:

Email:

Confirm Email:

Daytime Phone:

The transfer fee will be paid by:

Recipient

Me (requires credit card information)

5

Select if you or the recipient will be paying the \$5.00 fee. Click “Submit” and Sign out.

The recipient receives an email notification of the transfer, instantly receives the tickets and prints the tickets on-demand.