



BRITISH SUPERBIKES

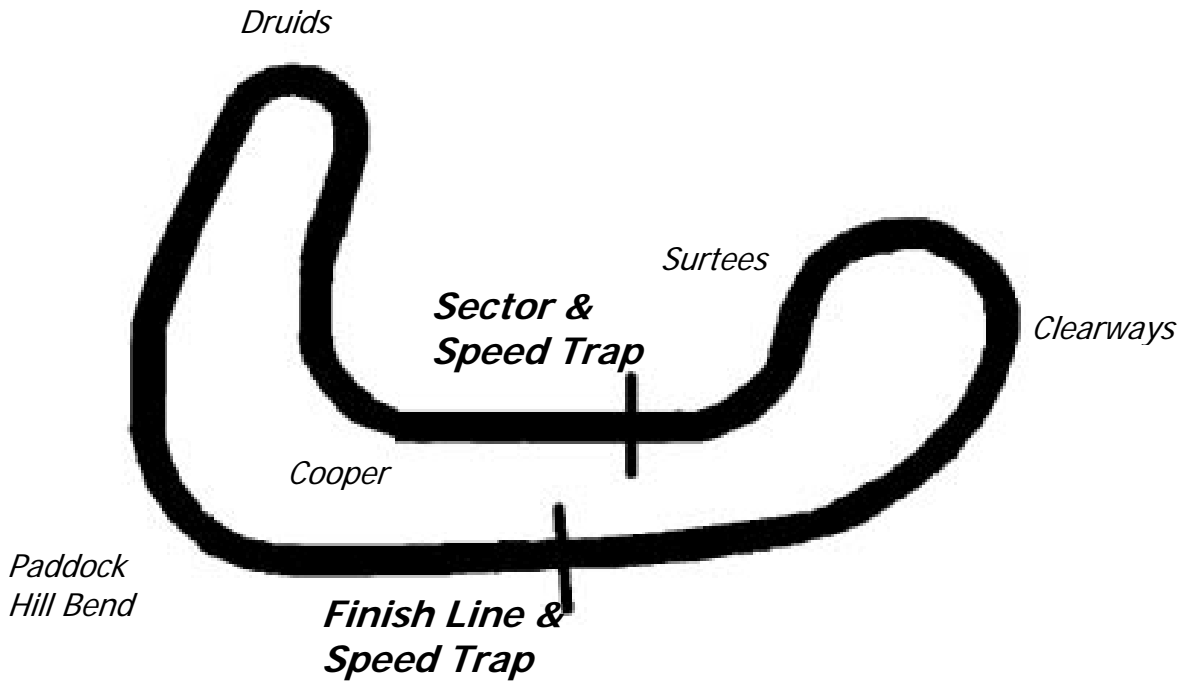
Round 13
Brands Hatch Indy

12th - 14th October 2007



Results Provided by MST Sports Timing Ltd
www.msttiming.com

BRANDS HATCH - INDY



Circuit Length – 1.1986 miles

<i>Lap Records</i>		<i>Best Sector Information</i>			
		<i>Sector 1</i>	<i>Trap (mph)</i>	<i>Sector 2</i>	<i>F/L Trap (mph)</i>
Superbike	45.800	27.327	131.5	18.102	164.4
Supersport	47.242	28.145	123.3	18.748	151.8
Superstock	47.997	28.432	123.1	19.139	157.1
125GP	48.993	29.183	108.8	19.798	129.8
Yamaha R6	50.215	29.834	115.3	20.046	142.1

2007 BENNETTS British Superbike Championship & Superbike Cup

FREE PRACTICE 1 - CLASSIFICATION

POS	NO	CL	NAME	NAT	ENTRY	TIME	ON	LAPS	GAP	DIFF	MPH
1	1		Ryuichi KIYONARI	JPN	Honda - HM Plant Honda	48.294	38	39			89.34
2	91		Leon HASLAM	GBR	Ducati - Airwaves Ducati	48.881	40	41	0.587	0.587	88.27
3	9		Chris WALKER	GBR	Suzuki - Rizla Suzuki	48.954	32	33	0.660	0.073	88.14
4	4		Jonathan REA	GBR	Honda - HM Plant Honda	48.986	22	22	0.692	0.032	88.08
5	3		Michael RUTTER	GBR	Kawasaki - Isilon MSS Discovery Kawasaki	49.767	32	34	1.473	0.781	86.70
6	66		Tom SYKES	GBR	Honda - Stobart Vent Axia Motorsport	49.793	28	28	1.499	0.026	86.65
7	36		Gregorio LAVILLA	ESP	Ducati - Airwaves Ducati	50.151	31	31	1.857	0.358	86.04
8	6		James HAYDON	GBR	Kawasaki - Hawk Colchester Kawasaki	50.161	28	28	1.867	0.010	86.02
9	67		Shane BYRNE	GBR	Honda - Stobart Vent Axia Motorsport	50.414	11	11	2.120	0.253	85.59
10	32	C	Kenny GILBERTSON	GBR	Kawasaki - Astro / KS Kawasaki	50.514	33	38	2.220	0.100	85.42
11	35		Cal CRUTCHLOW	GBR	Suzuki - Rizla Suzuki	50.674	21	23	2.380	0.160	85.15
12	17		Simon ANDREWS	GBR	Yamaha - Jentin Racing/Lloyds British	50.901	24	24	2.607	0.227	84.77
13	64		Aaron ZANOTTI	GBR	Honda - Hydrex Honda	51.100	16	16	2.806	0.199	84.44
14	8		Tommy HILL	GBR	Yamaha - Virgin Media Optoma Loans	51.268	22	22	2.974	0.168	84.16
15	34		Guy MARTIN	GBR	Yamaha - Ezylet Pahse One	51.635	32	32	3.341	0.367	83.56
16	2		Ian HUTCHINSON	GBR	Honda - Bike Animal Honda	51.665	29	33	3.371	0.030	83.51
17	65		John INGRAM	GBR	Yamaha - SMT Yamaha	52.355	16	17	4.061	0.690	82.41
18	94	C	Tristan PALMER	GBR	Honda - THR Racing	52.867	27	27	4.573	0.512	81.62
19	21	C	Tom TUNSTALL	GBR	Honda - Hardinge - Ice Valley Motorsport	52.895	25	25	4.601	0.028	81.57
20	112		Sean EMMETT	GBR	Suzuki - Samsung Superbike Team	53.413	9	9	5.119	0.518	80.78
21	22		Steve PLATER	GBR	Yamaha - AIM Racing	53.464	6	7	5.170	0.051	80.70
22	27	C	Paul BARRON	IRL	Yamaha - PBM Racing Ireland	53.693	29	29	5.399	0.229	80.36
23	68		David JOHNSON	AUS	Honda - PR Branson Honda Racing	53.926	25	25	5.632	0.233	80.01
24	26		Chris MARTIN	GBR	Honda - Red Viper Racing	54.068	17	18	5.774	0.142	79.80
25	28	C	Neil FAULKNER	GBR	Yamaha - Team Emco - NSF Racing	54.425	11	13	6.131	0.357	79.28
26	18		Tommy BRIDEWELL	GBR	Suzuki - Team NB	54.528	17	17	6.234	0.103	79.13
27	56	C	James BUCKINGHAM	GBR	Honda - Quay Garage	54.613	34	37	6.319	0.085	79.01
28	40		Martin JESSOPP	GBR	Honda - Riders Racing	54.845	16	28	6.551	0.232	78.67
29	5		Karl HARRIS	GBR	Honda - Hydrex Honda	56.157	3	3	7.863	1.312	76.83
30	111	C	Malcolm ASHLEY	GBR	Kawasaki - MAR	1:00.851	2	3	12.557	4.694	70.91
31	12		Dean THOMAS	AUS	Suzuki - Samsung Superbike Team	1:01.715	5	5	13.421	0.864	69.91

Weather / Track : Cloudy / Damp

Brands Hatch Indy
Circuit Length = 1.1986 miles
Start: 10:50 End: 11:41

2007 BENNETTS British Superbike Championship & Superbike Cup

FREE PRACTICE 1 - SECTOR ANALYSIS

1		Ryuichi KIYONARI										HM Plant Honda									
1-	Out	92.4	23.382	138.4	1:07.598	21-	35.725	102.9	22.406	142.5	58.131										
2-	33.258	103.4	21.264	151.1	54.522	22-	33.712	108.1	22.015	145.3	55.727										
3-	31.633	107.4	20.814	152.9	52.447	23-	30.999	109.7	21.550	151.5	52.549										
4-	31.656	107.4	20.514	149.5	52.170	24-	30.967	107.4	21.137	150.5	52.104										
5-	31.399	108.4	20.602	145.3	52.001	25-	30.244	112.6	20.997	152.2	51.241										
6-	32.587	108.2	20.641	150.8	53.228	26-	29.795	115.5	20.574	153.6	50.369										
7-	30.768	110.2	20.279	151.1	51.047	27-	29.562	113.6	20.408	152.2	49.970										
8-	30.904	108.1	20.556	146.2	51.460	28-	29.849	115.3	20.315	155.7	50.164										
9-	32.016	107.7	In		9:25.798P	29-	30.509	110.4	20.637	151.1	51.146										
10-	Out	104.0	21.290	149.1	59.280	30-	29.539	114.1	20.080	151.8	49.619										
11-	31.511	103.2	20.718	148.8	52.229	31-	30.519	110.2	20.979	150.1	51.498										
12-	31.127	105.7	20.513	150.5	51.640	32-	29.758	101.4	21.527	151.5	51.285										
13-	30.559	108.2	20.452	149.5	51.011	33-	29.505	102.8	In		2:41.599P										
14-	31.914	103.7	21.114	146.2	53.028	34-	Out	101.1	21.780	148.8	57.251										
15-	30.610	108.2	20.879	150.1	51.489	35-	30.069	110.4	20.170	154.3	50.239										
16-	30.601	109.8	20.699	150.5	51.300	36-	30.462	108.2	20.119	153.6	50.581										
17-	30.566	108.6	20.885	149.1	51.451	37-	29.001	115.5	19.601	156.4	48.602										
18-	32.421	103.9	In		6:06.963P	38-	28.865	117.1	19.429	157.2	48.294										
19-	Out	92.1	23.281	132.6	1:03.774	39-	28.677	107.9	20.556	144.6	49.233										
20-	35.078	96.0	22.950	139.2	58.028																
2		Ian HUTCHINSON										Bike Animal Honda									
1-	Out	90.0	23.695	132.1	1:05.909	18-	31.553	100.6	21.370	150.8	52.923										
2-	36.513	94.0	22.653	137.0	59.166	19-	31.792	106.2	20.768	149.8	52.560										
3-	35.053	92.8	22.598	143.4	57.651	20-	31.480	107.7	21.106	150.1	52.586										
4-	34.036	100.6	21.504	147.5	55.540	21-	31.766	108.8	20.996	151.8	52.762										
5-	32.714	101.1	21.357	144.3	54.071	22-	31.738	108.2	20.886	152.5	52.624										
6-	32.580	105.7	21.317	143.1	53.897	23-	34.250	89.6	In		9:23.607P										
7-	32.412	104.2	21.052	146.8	53.464	24-	Out	94.3	23.003	135.0	1:03.572										
8-	32.905	99.0	21.415	143.7	54.320	25-	34.116	101.7	21.708	144.6	55.824										
9-	32.675	104.4	20.820	147.8	53.495	26-	32.394	100.6	21.424	143.7	53.818										
10-	31.846	104.9	20.740	148.1	52.586	27-	31.670	108.9	20.880	151.5	52.550										
11-	31.613	104.2	20.729	147.2	52.342	28-	31.392	108.8	20.762	150.5	52.154										
12-	34.027	95.6	In		6:56.674P	29-	31.115	108.6	20.550	151.1	51.665										
13-	Out	96.8	21.853	139.5	1:07.609	30-	31.819	107.4	20.666	151.8	52.485										
14-	32.915	104.2	20.756	150.8	53.671	31-	31.120	111.1	20.774	153.2	51.894										
15-	31.717	105.8	20.659	148.1	52.376	32-	31.265	108.9	20.464	153.6	51.729										
16-	31.630	103.6	20.705	150.8	52.335	33-	31.535	109.3	20.578	150.8	52.113										
17-	31.296	106.4	20.912	152.2	52.208																
3		Michael RUTTER										Isilon MSS Discovery Kawasaki									
1-	Out	88.4	23.634	128.1	1:03.788	18-	30.979	107.2	20.825		51.804										
2-	35.347	94.8	22.864	131.1	58.211	19-	30.972	105.4	20.625	143.7	51.597										
3-	34.500	96.1	21.791	135.3	56.291	20-	31.422	106.2	20.794	140.7	52.216										
4-	32.806	105.7	21.342	141.0	54.148	21-	32.257	100.0	21.647	142.5	53.904										
5-	32.041	103.7	21.070	142.8	53.111	22-	33.009	98.5	21.624	145.9	54.633										
6-	31.720	105.4	20.939	141.6	52.659	23-	31.340	103.1	20.812	143.4	52.152										
7-	34.347	94.8	In		5:40.432P	24-	32.348	105.7	20.986		53.334										
8-	Out	95.9	21.759	139.8	57.947	25-	31.042	106.9	20.709		51.751										
9-	31.802	105.2	20.862	145.3	52.664	26-	31.073	105.7	20.818		51.891										
10-	31.123	104.0	20.613	144.3	51.736	27-	32.403	101.1	In		7:20.746P										
11-	31.936	102.3	20.722	145.3	52.658	28-	Out	96.4	22.804	133.7	1:01.329										
12-	30.917	100.6	20.931	147.2	51.848	29-	32.505	104.2	21.545	144.9	54.050										
13-	30.614	108.1	20.304	137.8	50.918	30-	31.153	108.6	20.654	147.5	51.807										
14-	33.635	102.9	20.781		54.416	31-	30.673	108.8	20.383		51.056										
15-	31.801	107.0	20.500	142.8	52.301	32-	29.848	112.8	19.919	147.8	49.767										
16-	31.558	105.8	21.171	138.7	52.729	33-	32.361	98.7	21.558	145.6	53.919										
17-	32.383	103.2	20.749	145.3	53.132	34-	33.050	103.1	23.547		56.597										
4		Jonathan REA										HM Plant Honda									
1-	Out	92.3	22.328	142.2	1:03.361	12-	32.354	99.9	22.660	149.1	55.014										
2-	33.587	96.0	21.343	146.8	54.930	13-	31.518	107.4	21.237	151.5	52.755										
3-	33.408	92.4	21.348	146.8	54.756	14-	30.988	105.2	20.738	154.3	51.726										

Brands Hatch Indy
 Circuit Length = 1.1986 miles
 Start: 00:00 End: 00:00

Weather / Track : Cloudy / Damp

2007 BENNETTS British Superbike Championship & Superbike Cup

FREE PRACTICE 1 - SECTOR ANALYSIS

4 -	32.297	97.8	20.834	150.8	53.131	15 -	30.254	107.5	20.751	154.6	51.005
5 -	31.591	94.3	21.199	151.1	52.790	16 -	30.088	113.7	20.436	156.8	50.524
6 -	31.478	101.4	20.759	150.8	52.237	17 -	29.869	113.0	20.174	157.2	50.043
7 -	31.812	102.3	20.775	150.5	52.587	18 -	30.020	99.1	21.598	157.5	51.618
8 -	35.209	95.2	In		17:30.852P	19 -	29.547	116.3	20.057	156.4	49.604
9 -	Out	94.8	24.479	114.3	1:02.607	20 -	29.554	115.5	19.964	158.6	49.518
10 -	36.763	95.9	In		8:26.039P	21 -	32.431	92.3	20.625	155.0	53.056
11 -	Out	97.0	23.407	145.9	1:00.670	22 -	29.269	111.1	19.717	160.2	48.986
5	Karl HARRIS Hydrex Honda										
1 -	Out	85.1	24.441	125.0	1:07.875	3 -	34.173	96.6	21.984	135.8	56.157
2 -	35.898	92.6	22.326	139.8	58.224						
6	James HAYDON Hawk Colchester Kawasaki										
1 -	Out	88.2	24.359	128.6	1:08.057	15 -	33.942	100.8	21.733	143.1	55.675
2 -	35.606	93.1	22.302	141.9	57.908	16 -	32.985	102.6	21.050	143.7	54.035
3 -	34.005	100.8	22.039	139.2	56.044	17 -	31.605	97.8	23.336	146.8	54.941
4 -	33.363	99.6	21.614	145.3	54.977	18 -	31.364	106.7	20.802	146.5	52.166
5 -	33.439	100.3	21.214	141.0	54.653	19 -	30.948	105.4	20.675	144.6	51.623
6 -	32.839	103.1	21.286	144.3	54.125	20 -	30.558	101.1	21.535	144.3	52.093
7 -	35.661	94.9	In		12:36.172P	21 -	30.429	108.6	20.412	146.8	50.841
8 -	Out	99.6	22.337	138.4	1:00.221	22 -	30.645	107.4	20.644	144.3	51.289
9 -	33.011	101.4	21.731	141.0	54.742	23 -	30.915	107.5	20.519	145.9	51.434
10 -	32.578	101.5	21.811	141.0	54.389	24 -	32.728	84.8	22.225	144.3	54.953
11 -	32.345	101.2	21.628	144.6	53.973	25 -	31.913	100.8	21.110	147.2	53.023
12 -	32.108	105.4	21.335	141.9	53.443	26 -	30.204	108.6	20.157	148.8	50.361
13 -	32.058	101.7	In		9:39.635P	27 -	30.747	110.9	20.280	150.5	51.027
14 -	Out	95.1	23.038	135.3	1:03.223	28 -	29.939	110.2	20.222	146.8	50.161
8	Tommy HILL Virgin Media Optoma Loans										
1 -	Out	90.2	23.597	127.1	1:03.552	12 -	34.220	102.8	In		14:32.857P
2 -	35.829	102.0	22.464	141.3	58.293	13 -	Out	96.8	22.338	142.8	59.658
3 -	34.636	105.0	In		10:07.830P	14 -	33.250	104.0	21.801	145.9	55.051
4 -	Out	102.1	22.554	137.8	59.206	15 -	32.729	110.2	21.687	146.8	54.416
5 -	33.827	108.2	21.777	144.0	55.604	16 -	32.604	110.4	In		5:29.287P
6 -	33.366	108.6	21.697	144.9	55.063	17 -	Out	102.3	22.661	145.3	58.755
7 -	32.665	114.9	21.358	143.7	54.023	18 -	32.461	111.3	21.370	148.8	53.831
8 -	32.306	106.7	21.254	147.5	53.560	19 -	31.475	111.5	21.141	149.5	52.616
9 -	32.106	111.8	21.061	146.2	53.167	20 -	31.154	112.6	20.824	147.8	51.978
10 -	32.218	111.8	21.220	145.9	53.438	21 -	30.935	114.5	20.670	149.8	51.605
11 -	31.892	115.7	21.312	143.7	53.204	22 -	30.698	115.7	20.570	150.5	51.268
9	Chris WALKER Rizla Suzuki										
1 -	Out	79.8	24.565	131.1	1:04.409	18 -	Out	95.5	22.328	145.6	58.310
2 -	35.000	92.3	22.569	144.9	57.569	19 -	32.100	103.4	21.271	144.6	53.371
3 -	33.790	95.2	22.024	145.9	55.814	20 -	31.097	106.2	21.033	149.5	52.130
4 -	32.908	96.6	21.842	141.6	54.750	21 -	31.267	109.5	21.169	148.8	52.436
5 -	32.408	100.5	21.235	145.6	53.643	22 -	33.198	102.6	In		7:34.880P
6 -	31.781	104.5	21.334	145.9	53.115	23 -	Out	97.1	21.996	143.4	57.207
7 -	32.005	102.1	20.956	148.1	52.961	24 -	31.266	106.0	21.049	147.8	52.315
8 -	31.632	98.8	21.642	149.8	53.274	25 -	30.673	110.0	20.735	149.1	51.408
9 -	33.906	92.4	In		6:38.478P	26 -	30.362	111.5	20.398	152.9	50.760
10 -	Out	100.0	21.455	148.5	55.674	27 -	29.835	114.1	20.256	153.2	50.091
11 -	31.349	107.7	20.784	149.1	52.133	28 -	29.808	113.2	20.880	149.1	50.688
12 -	32.264	103.9	20.883	151.1	53.147	29 -	31.092	103.4	20.929		52.021
13 -	31.422	106.9	20.515	148.5	51.937	30 -	30.074	111.3	20.104	153.2	50.178
14 -	31.239	111.8	20.594	151.8	51.833	31 -	29.645	115.1	20.003	152.9	49.648
15 -	30.989	106.7	20.697	149.5	51.686	32 -	29.186	116.7	19.768	155.0	48.954
16 -	31.245	106.9	20.748	149.5	51.993	33 -	29.135	114.3	20.303		49.438
17 -	33.587	98.0	In		9:17.729P						
12	Dean THOMAS Samsung Superbike Team										
1 -	Out	77.0	25.721	109.7	1:08.027	4 -	38.258	82.1	24.819	112.2	1:03.077
2 -	39.353	80.9	25.026	111.1	1:04.379	5 -	37.692	83.4	24.023	107.9	1:01.715
3 -	37.681	85.4	24.114	113.7	1:01.795						

Brands Hatch Indy
Circuit Length = 1.1986 miles
Start: 00:00 End: 00:00

Weather / Track : Cloudy / Damp

2007 BENNETTS British Superbike Championship & Superbike Cup

FREE PRACTICE 1 - SECTOR ANALYSIS

17	Simon ANDREWS Jentin Racing/Lloyds British										
1-	Out	78.0	29.379	94.3	1:12.683	13-	36.927	92.8	22.387	148.5	59.314
2-	36.433	95.2	24.310	128.3	1:00.743	14-	32.321	97.5	21.297	146.5	53.618
3-	35.186	98.7	22.098	144.9	57.284	15-	31.553	107.0	21.047	149.8	52.600
4-	33.506	99.0	22.054	139.5	55.560	16-	31.482	105.4	21.081	151.1	52.563
5-	33.123	99.9	21.660	147.2	54.783	17-	31.323	108.9	20.561	152.5	51.884
6-	38.594	78.4	In		6:32.844P	18-	31.233	106.4	20.740	149.5	51.973
7-	Out	94.7	22.053	147.8	59.492	19-	31.144	110.6	20.897	148.5	52.041
8-	33.347	98.7	21.997	143.4	55.344	20-	30.972	111.7	20.505	149.1	51.477
9-	33.446	99.1	21.929	144.0	55.375	21-	30.658	113.0	20.464	147.8	51.122
10-	33.210	97.4	22.149	135.3	55.359	22-	31.498	109.5	20.567	149.5	52.065
11-	39.199	79.4	In		3:43.636P	23-	30.713	112.4	20.285	149.8	50.998
12-	Out	92.6	23.747	110.7	1:02.653	24-	30.766	113.4	20.135	150.5	50.901
18	Tommy BRIDEWELL Team NB										
1-	Out	55.5	27.353	127.6	1:21.090	10-	33.549	100.5	21.980	135.8	55.529
2-	38.244	91.2	23.787	133.7	1:02.031	11-	33.804	99.1	22.059	141.9	55.863
3-	37.132	90.9	23.517	136.7	1:00.649	12-	33.450	100.6	21.822	141.3	55.272
4-	35.521	95.2	23.090	138.7	58.611	13-	34.394	99.1	21.884	142.5	56.278
5-	35.206	95.3	22.943	137.8	58.149	14-	33.523	100.3	21.857	142.2	55.380
6-	35.222	99.4	22.823	138.1	58.045	15-	33.142	103.7	21.906	142.5	55.048
7-	34.950	91.6	In		14:23.016P	16-	33.025	101.8	21.762	144.9	54.787
8-	Out	95.1	22.706	137.8	1:02.806	17-	32.877	104.9	21.651	143.4	54.528
9-	34.103	98.4	22.134	140.1	56.237						
21	Tom TUNSTALL Hardinge - Ice Valley Motorsport										
1-	Out	84.2	24.614	127.6	1:06.701	14-	32.473	100.0	21.672	146.8	54.145
2-	36.557	88.2	23.431	129.1	59.988	15-	32.226	100.5	21.366	148.1	53.592
3-	35.344	90.1	22.676	140.1	58.020	16-	32.186	102.3	21.599	147.2	53.785
4-	34.780	94.3	22.317	138.9	57.097	17-	32.400	99.3	21.631	144.6	54.031
5-	33.803	98.8	22.070	144.0	55.873	18-	32.392	100.3	21.638	144.6	54.030
6-	33.440	95.7	22.350	142.8	55.790	19-	32.605	100.9	21.703	144.9	54.308
7-	32.901	94.4	21.728	144.3	54.629	20-	32.195	97.3	22.086	143.7	54.281
8-	32.543	98.0	21.833	146.2	54.376	21-	34.644	92.3	In		21:19.151P
9-	32.702	100.9	21.695	141.6	54.397	22-	Out	89.6	23.694	138.9	1:02.071
10-	33.406	94.0	In		5:19.763P	23-	34.422	94.0	22.466	143.1	56.888
11-	Out	92.9	22.887	141.0	1:00.730	24-	32.467	98.7	21.657	146.8	54.124
12-	33.765	97.5	21.908	146.8	55.673	25-	31.608	103.9	21.287	147.8	52.895
13-	32.484	101.1	21.556	144.3	54.040						
22	Steve PLATER AIM Racing										
1-	Out	88.3	24.144	135.0	1:05.660	5-	32.402	102.6	21.305	141.6	53.707
2-	36.756	92.1	22.622	141.9	59.378	6-	32.453	102.8	21.011	147.8	53.464
3-	33.613	99.7	21.529	145.9	55.142	7-	32.177	104.0	21.635	138.7	53.812
4-	32.469	100.9	21.478	144.0	53.947						
26	Chris MARTIN Red Viper Racing										
1-	Out	82.7	In		3:31.136P	10-	Out	91.7	21.918	142.2	57.716
2-	Out	85.9	23.581	128.1	1:02.878	11-	35.360	91.9	In		15:51.015P
3-	36.177	91.2	23.083	135.6	59.260	12-	Out	100.0	21.910	141.0	59.878
4-	33.914	98.7	21.655	142.5	55.569	13-	33.469	102.1	21.596	141.3	55.065
5-	33.355	97.1	21.705	143.4	55.060	14-	32.682	104.5	21.597	139.8	54.279
6-	33.078	99.3	21.308	143.1	54.386	15-	33.479	101.7	In		3:32.570P
7-	34.943	98.4	In		8:14.009P	16-	Out	100.6	21.896	140.4	59.054
8-	Out	91.3	23.184	130.8	1:02.814	17-	32.675	106.5	21.393	139.5	54.068
9-	35.289	92.3	In		1:35.271P	18-	33.392	100.8	21.928	134.8	55.320
27	Paul BARRON PBM Racing Ireland										
1-	Out	71.0	In		4:31.808P	16-	33.113	99.3	22.106	145.3	55.219
2-	Out	81.0	25.312	115.3	1:23.114	17-	32.669	100.5	22.028	141.0	54.697
3-	40.973	79.3	In		7:03.134P	18-	32.991	99.7	21.989	145.9	54.980
4-	Out	90.0	23.751	121.4	1:03.197	19-	34.081	79.0	In		3:40.423P
5-	34.733	93.7	22.935	133.9	57.668	20-	Out	94.3	25.863	133.2	1:05.295
6-	34.015	91.8	22.288	136.7	56.303	21-	34.213	99.9	22.228	141.3	56.441

Brands Hatch Indy
Circuit Length = 1.1986 miles
Start: 00:00 End: 00:00

Weather / Track : Cloudy / Damp

2007 BENNETTS British Superbike Championship & Superbike Cup

FREE PRACTICE 1 - SECTOR ANALYSIS

7-	34.316	90.9	22.779	137.2	57.095	22-	32.655	98.7	21.734	143.1	54.389
8-	34.156	97.0	22.566	135.6	56.722	23-	32.177	103.2	21.572	144.6	53.749
9-	34.146	95.5	22.543	135.3	56.689	24-	32.002	100.9	21.923	134.2	53.925
10-	33.597	96.3	22.404	132.1	56.001	25-	32.281	101.7	21.674	143.1	53.955
11-	34.164	90.9	In		8:02.088P	26-	32.739	102.9	21.993	144.6	54.732
12-	Out	90.3	22.805	135.6	1:02.798	27-	32.676	102.5	21.614	141.3	54.290
13-	33.487	95.5	22.603	140.1	56.090	28-	32.199	104.5	21.604	142.5	53.803
14-	34.093	98.7	22.520	140.7	56.613	29-	32.122	105.2	21.571	140.7	53.693
15-	32.923	100.2	21.698	143.4	54.621						
28	Neil FAULKNER Team Emco - NSF Racing										
1-	Out	87.0	22.724	136.1	1:06.419	8-	33.597	96.7	21.865	141.0	55.462
2-	35.682	85.9	23.355	140.7	59.037	9-	32.943	101.5	21.747	139.8	54.690
3-	33.963	99.1	22.224	143.7	56.187	10-	33.213	100.5	21.852	140.1	55.065
4-	34.230	97.3	21.986	144.0	56.216	11-	32.892	100.0	21.533	142.8	54.425
5-	34.249	87.7	In		4:40.963P	12-	33.301	100.0	21.870	139.8	55.171
6-	Out	90.7	22.651	138.7	1:06.626	13-	33.294	102.5	21.850	141.0	55.144
7-	34.501	91.8	22.021	141.0	56.522						
32	Kenny GILBERTSON Astro / KS Kawasaki										
1-	Out	94.1	23.018	138.4	1:01.550	20-	33.043	97.4	In		9:36.066P
2-	40.189	37.7	23.378	136.4	1:03.567	21-	Out	94.5	23.105	139.2	1:00.038
3-	33.372	102.9	21.527	138.1	54.899	22-	32.819	96.7	21.586	145.9	54.405
4-	32.661	104.5	21.395	144.0	54.056	23-	30.804	109.7	20.835	146.8	51.639
5-	32.336	103.6	21.069	144.3	53.405	24-	30.465	111.8	20.697	146.8	51.162
6-	32.134	104.5	20.997	147.8	53.131	25-	30.162	110.0	20.467	149.5	50.629
7-	31.847	103.4	20.914	144.6	52.761	26-	31.073	104.4	20.959	147.8	52.032
8-	33.489	99.3	In		2:23.195P	27-	31.538	105.4	21.104	147.5	52.642
9-	Out	98.7	21.213	146.8	56.401	28-	30.598	108.1	20.598	149.5	51.196
10-	31.547	108.8	20.729	147.2	52.276	29-	30.786	106.7	20.718	149.8	51.504
11-	31.254	106.5	20.720	148.1	51.974	30-	31.124	108.4	In		1:55.249P
12-	31.335	106.0	20.889	144.9	52.224	31-	Out	104.4	21.412	147.8	53.668
13-	31.072	108.1	20.547	145.9	51.619	32-	30.881	108.9	20.735	148.5	51.616
14-	33.123	97.7	In		3:25.524P	33-	30.038	112.2	20.476	148.8	50.514
15-	Out	100.6	21.464	147.2	56.570	34-	31.349	104.2	21.134	147.8	52.483
16-	31.353	107.9	20.829	148.1	52.182	35-	30.717	110.6	20.890	144.9	51.607
17-	31.101	108.9	20.903	148.1	52.004	36-	31.426	109.5	21.337	145.6	52.763
18-	31.066	109.1	20.677	146.5	51.743	37-	30.440	111.1	20.477	148.5	50.917
19-	31.156	107.7	20.837	146.8	51.993	38-	31.579	101.7	21.325	134.5	52.904
34	Guy MARTIN Ezylet Pahse One										
1-	Out	83.1	25.953	127.3	1:06.806	17-	33.022	95.9	22.034	144.3	55.056
2-	36.392	93.3	23.475	138.1	59.867	18-	32.779	94.0	22.112	145.3	54.891
3-	34.323	90.0	23.619	140.7	57.942	19-	32.703	97.8	22.040	144.6	54.743
4-	34.481	96.3	22.859	142.8	57.340	20-	32.798	94.5	21.947	142.2	54.745
5-	35.094	95.1	22.234	144.3	57.328	21-	37.164	80.7	In		19:38.218P
6-	33.757	95.7	22.404	141.3	56.161	22-	Out	83.4	24.023	137.0	1:03.033
7-	33.161	97.7	22.257	141.6	55.418	23-	33.527	97.7	22.287	142.8	55.814
8-	33.290	96.6	22.094	141.0	55.384	24-	32.123	98.1	22.038	144.6	54.161
9-	33.208	98.3	In		2:35.921P	25-	32.503	97.4	21.657	146.8	54.160
10-	Out	87.6	22.670	141.0	1:00.670	26-	31.407	101.2	21.376	148.1	52.783
11-	33.438	96.8	21.938	145.6	55.376	27-	31.192	100.2	21.548	147.5	52.740
12-	33.032	98.4	21.879	142.5	54.911	28-	31.037	103.2	21.064	149.1	52.101
13-	33.499	96.7	22.026	141.9	55.525	29-	31.203	102.8	20.954	149.8	52.157
14-	33.382	98.0	21.930	143.1	55.312	30-	30.896	103.4	21.024	147.8	51.920
15-	32.932	94.7	22.092	139.8	55.024	31-	30.804	99.7	21.201	146.5	52.005
16-	32.989	97.7	21.920	144.0	54.909	32-	30.599	103.1	21.036	145.9	51.635
35	Cal CRUTCHLOW Rizla Suzuki										
1-	Out	100.5	23.866		1:01.825	13-	31.019	109.7	20.313		51.332
2-	33.788	99.4	22.251		56.039	14-	30.713	109.1	20.471		51.184
3-	33.303	100.8	21.698		55.001	15-	31.816	103.6	21.212	145.3	53.028
4-	32.483	102.8	21.417		53.900	16-	36.609	98.3	In		6:30.109P
5-	32.336	102.1	21.292	144.3	53.628	17-	Out	101.2	21.215	147.2	56.011
6-	32.937	103.4	21.452		54.389	18-	30.857	108.6	20.534	150.1	51.391

Brands Hatch Indy
Circuit Length = 1.1986 miles
Start: 00:00 End: 00:00

Weather / Track : Cloudy / Damp

2007 BENNETTS British Superbike Championship & Superbike Cup

FREE PRACTICE 1 - SECTOR ANALYSIS

7-	31.874	105.8	21.342	53.216	19-	30.613	108.2	21.017	151.1	51.630	
8-	31.890	103.9	21.251	53.141	20-	30.280	109.7	20.778	151.8	51.058	
9-	35.668	88.4	In	5:28.849P	21-	30.271	107.7	20.403	149.8	50.674	
10-	Out	100.2	21.795	57.579	22-	32.546	104.2	In		16:52.606P	
11-	31.644	107.5	20.847	153.6	23-	Out	40.4	23.124	145.3	1:03.366	
12-	32.285	104.9	20.880	146.8	53.165						
36	Gregorio LAVILLA					Airwaves Ducati					
1-	Out	86.5	24.002	130.3	1:04.720	17-	Out	95.2	22.385	143.4	1:03.100
2-	34.116	101.1	In		3:01.076P	18-	32.040	96.4	21.965	149.5	54.005
3-	Out	90.4	22.336	144.6	1:00.289	19-	31.277	103.1	21.059	149.8	52.336
4-	32.725	102.6	21.336	146.8	54.061	20-	30.711	111.1	20.544	151.5	51.255
5-	32.193	100.0	21.307	148.5	53.500	21-	30.378	113.0	20.445	151.5	50.823
6-	31.901	104.0	21.112	145.6	53.013	22-	30.753	108.4	20.613	150.1	51.366
7-	31.833	107.4	20.741	149.1	52.574	23-	30.614	110.4	20.495	151.1	51.109
8-	32.081	106.9	20.848	150.5	52.929	24-	30.513	111.7	20.571	149.1	51.084
9-	31.274	105.5	20.625	149.5	51.899	25-	33.613	95.3	In		3:28.339P
10-	34.090	95.9	In		8:13.026P	26-	Out	92.8	24.211	135.3	1:03.177
11-	Out	94.1	21.745	146.2	1:02.026	27-	32.435	103.6	21.359	144.0	53.794
12-	31.972	105.5	20.927	146.5	52.899	28-	31.202	108.4	20.788	150.1	51.990
13-	31.243	108.9	20.557	151.1	51.800	29-	30.244	112.0	20.519	148.5	50.763
14-	30.784	109.3	20.456	152.9	51.240	30-	30.845	112.4	20.440	151.8	51.285
15-	30.520	108.8	20.471	150.5	50.991	31-	29.981	112.4	20.170	151.1	50.151
16-	33.733	94.8	In		5:36.172P						
40	Martin JESSOPP					Riders Racing					
1-	Out	86.0	23.399		1:02.244	15-	33.355	101.5	21.976		55.331
2-	35.599	92.2	22.802		58.401	16-	33.172	99.3	21.673		54.845
3-	34.758	86.6	22.472		57.230	17-	33.506	93.1	In		2:14.231P
4-	33.707	94.3	21.860		55.567	18-	Out	93.1	22.304	145.9	59.523
5-	33.412	100.0	21.621		55.033	19-	33.193	98.5	21.833		55.026
6-	33.334	93.6	21.643		54.977	20-	33.199	100.0	22.100		55.299
7-	34.835	78.5	In		2:22.018P	21-	33.336	99.6	21.939		55.275
8-	Out	89.2	22.541		1:02.474	22-	33.486	96.6	22.064		55.550
9-	33.534	98.1	22.090		55.624	23-	33.279	98.8	22.008	144.3	55.287
10-	33.773	96.7	22.069		55.842	24-	34.453	98.5	21.876		56.329
11-	33.514	95.9	22.009		55.523	25-	33.339	99.4	21.901		55.240
12-	33.423	97.8	21.940	144.9	55.363	26-	33.366	97.1	21.994		55.360
13-	33.426	96.7	In		2:36.363P	27-	33.295	97.4	22.330		55.625
14-	Out	93.2	22.419		1:01.220	28-	33.062	99.1	22.062		55.124
56	James BUCKINGHAM					Quay Garage					
1-	Out	81.0	24.911	127.3	1:09.942	20-	33.279	100.8	22.158	143.4	55.437
2-	36.741	87.7	23.601	134.8	1:00.342	21-	33.265	97.4	22.447	138.4	55.712
3-	35.482	94.7	22.992	134.8	58.474	22-	34.426	92.8	22.625	139.5	57.051
4-	34.959	95.9	22.514	137.2	57.473	23-	33.529	100.9	22.394	140.4	55.923
5-	34.198	96.8	22.438	135.0	56.636	24-	33.177	100.9	22.290	140.4	55.467
6-	34.717	97.0	22.268	140.7	56.985	25-	33.189	102.9	22.329	139.8	55.518
7-	34.077	98.5	22.336	139.8	56.413	26-	33.021	102.1	21.973	143.1	54.994
8-	34.012	94.5	22.944	140.4	56.956	27-	32.744	104.7	22.159	142.5	54.903
9-	33.837	97.0	22.196	140.4	56.033	28-	35.531	85.3	In		10:26.018P
10-	33.922	98.0	22.345	139.2	56.267	29-	Out	87.5	24.431	132.6	1:10.261
11-	33.950	90.7	In		3:40.697P	30-	34.421	94.9	23.857	138.4	58.278
12-	Out	87.4	23.766	133.2	1:07.395	31-	33.679	97.1	22.662	143.1	56.341
13-	37.129	95.5	22.925	140.1	1:00.054	32-	33.007	100.0	22.047	144.3	55.054
14-	34.127	97.4	22.510	137.8	56.637	33-	32.675	104.5	22.230	139.8	54.905
15-	34.905	93.7	22.742	141.6	57.647	34-	32.554	103.9	22.059	139.2	54.613
16-	33.239	101.7	21.957	143.1	55.196	35-	33.017	105.5	22.226	141.0	55.243
17-	32.955	102.8	21.999	141.0	54.954	36-	32.930	102.3	22.282	140.1	55.212
18-	33.251	94.7	22.228	141.0	55.479	37-	32.769	103.1	22.138	135.0	54.907
19-	33.327	102.9	22.283	139.2	55.610						
64	Aaron ZANOTTI					Hydrex Honda					
1-	Out	94.3	22.340	142.8	1:00.913	9-	33.770	100.2	In		17:24.432P
2-	32.708	102.1	21.715	150.5	54.423	10-	Out	96.0	23.320	142.5	1:01.671

Brands Hatch Indy
Circuit Length = 1.1986 miles
Start: 00:00 End: 00:00

Weather / Track : Cloudy / Damp

2007 BENNETTS British Superbike Championship & Superbike Cup

FREE PRACTICE 1 - SECTOR ANALYSIS

3-	32.295	102.5	21.966	147.8	54.261	11-	32.637	104.5	21.887	148.5	54.524
4-	32.743	101.4	22.005	146.8	54.748	12-	31.545	108.4	21.270	150.8	52.815
5-	32.339	103.4	22.146	145.6	54.485	13-	31.376	107.2	21.211	151.5	52.587
6-	32.481	103.2	21.949	146.2	54.430	14-	31.008	107.5	21.085	153.6	52.093
7-	33.149	104.7	22.344	146.8	55.493	15-	30.845	107.4	20.794	153.2	51.639
8-	32.216	105.5	21.947	146.2	54.163	16-	30.631	109.7	20.469	149.1	51.100
65	John INGRAM SMT Yamaha										
1-	Out		23:43.376			10-	32.863	98.7	In		7:30.698P
2-	83.4	25.392	123.8	1:07.237	11-	Out	91.3	22.704	141.3	1:03.103	
3-	36.529	85.7	23.257	135.0	59.786	12-	32.584	98.4	21.560	144.9	54.144
4-	34.856	88.5	23.289	140.1	58.145	13-	32.201	98.7	21.325	144.6	53.526
5-	34.065	94.0	22.507	138.9	56.572	14-	31.493	100.2	20.897	148.1	52.390
6-	33.845	93.6	In	2:11.248P	15-	31.366	101.1	21.081	144.6	52.447	
7-	Out	92.8	22.430	142.8	58.938	16-	31.224	101.7	21.131	145.6	52.355
8-	33.285	97.4	22.157	146.5	55.442	17-	31.408	101.8	21.109	144.0	52.517
9-	32.357	98.0	22.010	143.1	54.367						
66	Tom SYKES Stobart Vent Axia Motorsport										
1-	Out	87.8	23.079	144.9	1:04.881	15-	30.615	107.5	20.668	150.5	51.283
2-	33.904	93.7	21.649	151.8	55.553	16-	32.603	95.6	In	9:04.223P	
3-	31.860	100.8	20.907	151.1	52.767	17-	Out	98.7	22.098	147.5	1:00.675
4-	31.681	103.1	20.646	152.9	52.327	18-	32.991	104.4	21.244	153.6	54.235
5-	31.442	106.0	20.681	152.5	52.123	19-	30.799	107.0	20.788	154.3	51.587
6-	31.240	107.2	20.721	151.1	51.961	20-	30.364	104.4	21.600	151.1	51.964
7-	31.130	108.8	20.629	150.5	51.759	21-	30.284	108.4	20.631	154.3	50.915
8-	31.330	103.1	20.799	151.1	52.129	22-	30.120	110.6	20.354	155.7	50.474
9-	32.550	93.1	In	9:53.202P	23-	29.957	110.4	20.146	155.0	50.103	
10-	Out	97.0	21.517	150.5	1:01.427	24-	30.378	101.2	21.032	151.5	51.410
11-	31.703	101.1	20.779	151.8	52.482	25-	36.045	35.2	21.919	155.7	57.964
12-	30.740	107.7	20.528	149.5	51.268	26-	29.947	107.5	20.082	157.2	50.029
13-	32.167	104.2	21.269	151.1	53.436	27-	30.006	112.4	19.919	157.2	49.925
14-	30.732	105.8	20.629	152.2	51.361	28-	29.863	108.4	19.930	152.2	49.793
67	Shane BYRNE Stobart Vent Axia Motorsport										
1-	Out	102.9	21.577	150.1	57.983	7-	30.878	105.2	20.255	146.5	51.133
2-	31.933	110.7	20.474	151.8	52.407	8-	31.259	107.9	20.166	151.5	51.425
3-	31.046	110.9	20.177	155.3	51.223	9-	30.662	108.2	20.589	146.5	51.251
4-	31.117	103.1	20.804	153.2	51.921	10-	31.180	110.4	20.632	154.6	51.812
5-	31.025	107.5	20.390	148.8	51.415	11-	30.221	112.8	20.193	152.5	50.414
6-	31.136	108.4	20.373	151.1	51.509						
68	David JOHNSON PR Branson Honda Racing										
1-	Out	82.8	25.962	120.5	1:09.585	14-	32.776	99.7	22.309	138.4	55.085
2-	39.215	87.3	23.777	123.4	1:02.992	15-	33.209	98.4	21.983	138.9	55.192
3-	36.339	93.5	22.877	127.3	59.216	16-	32.824	102.9	21.691	139.5	54.515
4-	35.240	95.3	22.613	130.8	57.853	17-	35.770	92.1	In	6:27.896P	
5-	34.613	94.8	In	8:41.981P	18-	Out	91.9	23.128	135.0	1:03.841	
6-	Out	85.7	24.152	126.1	1:04.698	19-	33.523	98.3	22.045	141.0	55.568
7-	35.991	93.1	22.461	135.3	58.452	20-	33.079	101.4	21.777	138.7	54.856
8-	34.005	95.3	22.182	134.5	56.187	21-	32.362	102.0	21.640	140.7	54.002
9-	33.537	97.3	21.966	135.8	55.503	22-	32.415	102.0	21.699	141.0	54.114
10-	33.363	96.4	22.103	138.7	55.466	23-	32.432	101.7	21.810	138.9	54.242
11-	34.322	96.6	22.194	138.1	56.516	24-	32.576	101.1	21.896	139.8	54.472
12-	33.331	96.6	21.965	138.7	55.296	25-	32.251	101.7	21.675	140.1	53.926
13-	32.896	97.7	21.881	138.1	54.777						
91	Leon HASLAM Airwaves Ducati										
1-	Out	94.9	23.043	138.4	1:00.805	22-	30.760	109.7	20.393	150.5	51.153
2-	33.641	101.2	21.250	149.1	54.891	23-	30.639	111.3	20.370	153.2	51.009
3-	32.169	105.4	21.109	148.8	53.278	24-	33.867	77.7	23.506	150.5	57.373
4-	31.817	106.2	21.075	147.8	52.892	25-	30.518	104.5	21.254	147.8	51.772
5-	33.332	98.4	In	2:41.198P	26-	31.841	105.7	20.757	151.5	52.598	
6-	Out	104.5	21.355	146.8	56.389	27-	30.524	115.7	20.461	150.1	50.985
7-	32.661	95.6	21.714	148.8	54.375	28-	30.443	113.9	20.504	151.1	50.947

Brands Hatch Indy
Circuit Length = 1.1986 miles
Start: 00:00 End: 00:00

Weather / Track : Cloudy / Damp

2007 BENNETTS British Superbike Championship & Superbike Cup

FREE PRACTICE 1 - SECTOR ANALYSIS

8 -	31.876	104.5	21.017	150.5	52.893	29 -	30.608	114.9	In		3:38.014P
9 -	31.624	104.4	20.906	150.8	52.530	30 -	Out	104.9	22.455	146.2	1:00.334
10 -	31.690	104.5	20.907	149.1	52.597	31 -	33.607	106.7	22.261	149.1	55.868
11 -	32.866	90.3	In		6:30.725P	32 -	30.816	111.5	20.713	149.8	51.529
12 -	Out	93.3	23.348	148.1	1:02.841	33 -	30.219	115.5	20.421	152.9	50.640
13 -	31.897	104.9	20.750	152.5	52.647	34 -	29.902	109.5	20.991	153.2	50.893
14 -	31.158	109.1	20.288	152.5	51.446	35 -	29.948	115.3	20.861	153.6	50.809
15 -	31.180	107.0	20.363	150.5	51.543	36 -	29.833	111.7	19.990	154.3	49.823
16 -	30.902	109.5	20.201	146.5	51.103	37 -	29.617	115.3	19.901	154.3	49.518
17 -	31.104	109.3	20.208	150.8	51.312	38 -	29.446	119.6	19.678	153.2	49.124
18 -	30.695	106.4	20.718	151.5	51.413	39 -	30.835	104.9	20.611	156.4	51.446
19 -	30.623	113.0	20.188	148.8	50.811	40 -	29.362	117.7	19.519	156.4	48.881
20 -	32.342	108.9	In		4:48.524P	41 -	29.288	117.7	19.630	144.6	48.918
21 -	Out	101.4	21.243	150.8	59.196						
94	Tristan PALMER THR Racing										
1 -	Out	87.3	23.952	128.3	1:07.024	15 -	32.779	95.2	In		2:35.870P
2 -	35.871	92.9	22.384	140.1	58.255	16 -	Out	94.8	22.383		1:01.201
3 -	34.273	97.1	22.030	139.5	56.303	17 -	33.033	98.1	21.867	144.3	54.900
4 -	34.048	96.3	22.026	140.7	56.074	18 -	32.567	108.2	21.534	140.7	54.101
5 -	33.751	99.9	22.037	143.1	55.788	19 -	31.845	104.0	21.625	144.6	53.470
6 -	33.736	99.4	21.734	141.3	55.470	20 -	31.914	105.7	21.493		53.407
7 -	33.693	97.3	21.661	137.0	55.354	21 -	32.023	101.5	21.599	146.8	53.622
8 -	32.928	100.5	21.559	142.5	54.487	22 -	33.160	97.5	22.011		55.171
9 -	33.732	98.8	22.724	138.1	56.456	23 -	32.341	98.1	21.597	145.6	53.938
10 -	37.465	74.6	In		10:06.442P	24 -	31.822	106.0	21.522		53.344
11 -	Out	96.7	22.474	139.5	1:05.863	25 -	31.815	109.7	21.472		53.287
12 -	33.279	99.1	21.793		55.072	26 -	31.740	106.7	21.298	145.6	53.038
13 -	32.357	97.4	21.596	144.6	53.953	27 -	31.708	110.7	21.159		52.867
14 -	32.134	105.2	21.236	144.3	53.370						
111	Malcolm ASHLEY MAR										
1 -	Out	72.2	25.919	130.6	1:09.380	3 -	38.186	86.7	23.330	135.6	1:01.516
2 -	37.122	83.7	23.729	138.7	1:00.851						
112	Sean EMMETT Samsung Superbike Team										
1 -	Out	76.8	22.889	129.3	1:03.866	6 -	33.169	99.1	21.469	143.1	54.638
2 -	36.522	87.0	23.461	116.5	59.983	7 -	34.827	101.7	In		6:19.633P
3 -	35.601	95.1	23.308	113.9	58.909	8 -	Out	96.3	22.129	145.6	59.332
4 -	35.988	93.3	23.609	108.9	59.597	9 -	32.283	105.0	21.130	147.2	53.413
5 -	35.374	93.3	22.773	118.1	58.147						

2007 BENNETTS British Superbike Championship & Superbike Cup
FREE PRACTICE 1 - SPEED TRAPS

SECTOR 1				SECTOR 2			FINISH LINE			
POS	NO	NAME	MPH	NO	NAME	MPH	NO	NAME	MPH	
1	91	Leon HASLAM	119.6				4	Jonathan REA	160.2	
2	1	Ryuichi KIYONARI	117.1				1	Ryuichi KIYONARI	157.2	
3	9	Chris WALKER	116.7				66	Tom SYKES	157.2	
4	4	Jonathan REA	116.3				91	Leon HASLAM	156.4	
5	8	Tommy HILL	115.7				67	Shane BYRNE	155.3	
6	17	Simon ANDREWS	113.4				9	Chris WALKER	155.0	
7	36	Gregorio LAVILLA	113.0				2	Ian HUTCHINSON	153.6	
8	3	Michael RUTTER	112.8				35	Cal CRUTCHLOW	153.6	
9	67	Shane BYRNE	112.8				64	Aaron ZANOTTI	153.6	
10	66	Tom SYKES	112.4				36	Gregorio LAVILLA	152.9	
11	32	Kenny GILBERTSON	112.2				17	Simon ANDREWS	152.5	
12	2	Ian HUTCHINSON	111.1				6	James HAYDON	150.5	
13	6	James HAYDON	110.9				8	Tommy HILL	150.5	
14	94	Tristan PALMER	110.7				32	Kenny GILBERTSON	149.8	
15	35	Cal CRUTCHLOW	109.7				34	Guy MARTIN	149.8	
16	64	Aaron ZANOTTI	109.7				21	Tom TUNSTALL	148.1	
17	26	Chris MARTIN	106.5				65	John INGRAM	148.1	
18	56	James BUCKINGHAM	105.5				3	Michael RUTTER	147.8	
19	27	Paul BARRON	105.2				22	Steve PLATER	147.8	
20	112	Sean EMMETT	105.0				112	Sean EMMETT	147.2	
21	18	Tommy BRIDEWELL	104.9				94	Tristan PALMER	146.8	
22	22	Steve PLATER	104.0				27	Paul BARRON	145.9	
23	21	Tom TUNSTALL	103.9				40	Martin JESSOPP	145.9	
24	34	Guy MARTIN	103.4				18	Tommy BRIDEWELL	144.9	
25	68	David JOHNSON	102.9				56	James BUCKINGHAM	144.3	
26	28	Neil FAULKNER	102.5				28	Neil FAULKNER	144.0	
27	65	John INGRAM	101.8				26	Chris MARTIN	143.4	
28	40	Martin JESSOPP	101.5				68	David JOHNSON	141.0	
29	5	Karl HARRIS	98.1				5	Karl HARRIS	139.8	
30	111	Malcolm ASHLEY	86.7				111	Malcolm ASHLEY	138.7	
31	12	Dean THOMAS	85.7				12	Dean THOMAS	113.7	

Weather / Track : Cloudy / Damp

www.msttiming.com

Brands Hatch Indy
 Circuit Length = 1.1986 miles
 Start: 00:00 End: 00:00

Printed - 11.44 Friday, 12 October 2007

2007 BENNETTS British Superbike Championship & Superbike Cup

FREE PRACTICE 1 - BEST SECTORS

SECTOR 1			SECTOR 2			IDEAL / BEST COMPARISON						
POS	NO	NAME	TIME	NO	NAME	TIME	POS	NO	NAME	IDEAL	BEST	DIFF
1	1	KIYONARI	28.677	1	KIYONARI	19.429	1	1	KIYONARI	48.106	48.294	0.188
2	9	WALKER	29.135	91	HASLAM	19.519	2	91	HASLAM	48.807	48.881	0.074
3	4	REA	29.269	4	REA	19.717	3	9	WALKER	48.903	48.954	0.051
4	91	HASLAM	29.288	9	WALKER	19.768	4	4	REA	48.986	48.986	0.000
5	3	RUTTER	29.848	3	RUTTER	19.919	5	3	RUTTER	49.767	49.767	0.000
6	66	SYKES	29.863	66	SYKES	19.919	6	66	SYKES	49.782	49.793	0.011
7	6	HAYDON	29.939	17	ANDREWS	20.135	7	6	HAYDON	50.096	50.161	0.065
8	36	LAVILLA	29.981	6	HAYDON	20.157	8	36	LAVILLA	50.151	50.151	0.000
9	32	GILBERTSON	30.038	67	BYRNE	20.166	9	67	BYRNE	50.387	50.414	0.027
10	67	BYRNE	30.221	36	LAVILLA	20.170	10	32	GILBERTSON	50.505	50.514	0.009
11	35	CRUTCHLOW	30.271	35	CRUTCHLOW	20.313	11	35	CRUTCHLOW	50.584	50.674	0.090
12	34	MARTIN	30.599	2	HUTCHINSON	20.464	12	17	ANDREWS	50.793	50.901	0.108
13	64	ZANOTTI	30.631	32	GILBERTSON	20.467	13	64	ZANOTTI	51.100	51.100	0.000
14	17	ANDREWS	30.658	64	ZANOTTI	20.469	14	8	HILL	51.268	51.268	0.000
15	8	HILL	30.698	8	HILL	20.570	15	34	MARTIN	51.553	51.635	0.082
16	2	HUTCHINSON	31.115	65	INGRAM	20.897	16	2	HUTCHINSON	51.579	51.665	0.086
17	65	INGRAM	31.224	34	MARTIN	20.954	17	65	INGRAM	52.121	52.355	0.234
18	21	TUNSTALL	31.608	22	PLATER	21.011	18	94	PALMER	52.867	52.867	0.000
19	94	PALMER	31.708	112	EMMETT	21.130	19	21	TUNSTALL	52.895	52.895	0.000
20	27	BARRON	32.002	94	PALMER	21.159	20	22	PLATER	53.188	53.464	0.276
21	22	PLATER	32.177	21	TUNSTALL	21.287	21	112	EMMETT	53.413	53.413	0.000
22	68	JOHNSON	32.251	26	MARTIN	21.308	22	27	BARRON	53.573	53.693	0.120
23	112	EMMETT	32.283	28	FAULKNER	21.533	23	68	JOHNSON	53.891	53.926	0.035
24	56	BUCKINGHAM	32.554	27	BARRON	21.571	24	26	MARTIN	53.983	54.068	0.085
25	26	MARTIN	32.675	40	JESSOPP	21.621	25	28	FAULKNER	54.425	54.425	0.000
26	18	BRIDEWELL	32.877	68	JOHNSON	21.640	26	56	BUCKINGHAM	54.511	54.613	0.102
27	28	FAULKNER	32.892	18	BRIDEWELL	21.651	27	18	BRIDEWELL	54.528	54.528	0.000
28	40	JESSOPP	33.062	56	BUCKINGHAM	21.957	28	40	JESSOPP	54.683	54.845	0.162
29	5	HARRIS	34.173	5	HARRIS	21.984	29	5	HARRIS	56.157	56.157	0.000
30	12	THOMAS	36.662	111	ASHLEY	23.330	30	111	ASHLEY	1:00.452	1:00.851	0.399
31	111	ASHLEY	37.122	12	THOMAS	24.023	31	12	THOMAS	1:00.685	1:01.715	1.030
							Perfect lap		48.106			

2007 BENNETTS British Superbike Championship & Superbike Cup

FREE PRACTICE 2 - CLASSIFICATION

POS	NO	CL	NAME	NAT	ENTRY	TIME	ON	LAPS	GAP	DIFF	MPH
1	67		Shane BYRNE	GBR	Honda - Stobart Vent Axia Motorsport	45.691	43	45			94.43
2	4		Jonathan REA	GBR	Honda - HM Plant Honda	45.771	34	48	0.080	0.080	94.27
3	36		Gregorio LAVILLA	ESP	Ducati - Airwaves Ducati	45.787	22	32	0.096	0.016	94.24
4	1		Ryuichi KIYONARI	JPN	Honda - HM Plant Honda	45.848	30	47	0.157	0.061	94.11
5	35		Cal CRUTCHLOW	GBR	Suzuki - Rizla Suzuki	45.902	39	40	0.211	0.054	94.00
6	91		Leon HASLAM	GBR	Ducati - Airwaves Ducati	45.964	32	40	0.273	0.062	93.87
7	5		Karl HARRIS	GBR	Honda - Hydrex Honda	46.084	24	34	0.393	0.120	93.63
8	66		Tom SYKES	GBR	Honda - Stobart Vent Axia Motorsport	46.221	36	39	0.530	0.137	93.35
9	9		Chris WALKER	GBR	Suzuki - Rizla Suzuki	46.581	28	31	0.890	0.360	92.63
10	3		Michael RUTTER	GBR	Kawasaki - Isilon MSS Discovery Kawasaki	46.626	29	33	0.935	0.045	92.54
11	22		Steve PLATER	GBR	Yamaha - AIM Racing	46.749	18	33	1.058	0.123	92.30
12	8		Tommy HILL	GBR	Yamaha - Virgin Media Optoma Loans	46.804	19	35	1.113	0.055	92.19
13	88		Scott SMART	GBR	Kawasaki - Hawk Colchester Kawasaki	46.836	35	42	1.145	0.032	92.13
14	2		Ian HUTCHINSON	GBR	Honda - Bike Animal Honda	46.850	43	45	1.159	0.014	92.10
15	77		Marty NUTT	GBR	Yamaha - Virgin Media Optoma Loans	46.926	37	39	1.235	0.076	91.95
16	6		James HAYDON	GBR	Kawasaki - Hawk Colchester Kawasaki	47.053	23	32	1.362	0.127	91.70
17	17		Simon ANDREWS	GBR	Yamaha - Jentin Racing/Lloyds British	47.079	20	21	1.388	0.026	91.65
18	64		Aaron ZANOTTI	GBR	Honda - Hydrex Honda	47.098	31	45	1.407	0.019	91.61
19	26		Chris MARTIN	GBR	Honda - Red Viper Racing	47.152	30	32	1.461	0.054	91.51
20	56	C	James BUCKINGHAM	GBR	Honda - Quay Garage	47.157	41	43	1.466	0.005	91.50
21	12		Dean THOMAS	AUS	Suzuki - Samsung Superbike Team	47.387	18	22	1.696	0.230	91.05
22	28	C	Neil FAULKNER	GBR	Yamaha - Team Emco - NSF Racing	47.409	31	31	1.718	0.022	91.01
23	21	C	Tom TUNSTALL	GBR	Honda - Hardinge - Ice Valley Motorsport	47.435	12	42	1.744	0.026	90.96
24	94	C	Tristan PALMER	GBR	Honda - THR Racing	47.506	20	22	1.815	0.071	90.83
25	18		Tommy BRIDEWELL	GBR	Suzuki - Team NB	47.664	31	32	1.973	0.158	90.53
26	112		Sean EMMETT	GBR	Suzuki - Samsung Superbike Team	47.810	13	17	2.119	0.146	90.25
27	32	C	Kenny GILBERTSON	GBR	Kawasaki - Astro / KS Kawasaki	47.817	34	39	2.126	0.007	90.24
28	111	C	Malcolm ASHLEY	GBR	Kawasaki - MAR	47.961	20	30	2.270	0.144	89.96
29	27	C	Paul BARRON	IRL	Yamaha - PBM Racing Ireland	48.101	35	36	2.410	0.140	89.70
30	40		Martin JESSOPP	GBR	Honda - Riders Racing	48.154	32	47	2.463	0.053	89.60
31	65		John INGRAM	GBR	Yamaha - SMT Yamaha	48.252	37	40	2.561	0.098	89.42
32	34		Guy MARTIN	GBR	Yamaha - Ezylet Phase One	48.582	11	14	2.891	0.330	88.81
33	68		David JOHNSON	AUS	Honda - PR Branson Honda Racing	48.845	10	12	3.154	0.263	88.34

Weather / Track : Cloudy / Dry

Brands Hatch Indy
Circuit Length = 1.1986 miles
Start: 14:45 End: 15:36

2007 BENNETTS British Superbike Championship & Superbike Cup

FREE PRACTICE 2 - SECTOR ANALYSIS

1		Ryuichi KIYONARI		HM Plant Honda							
1 -	Out		146.5	57.911	25 -	27.384	126.1	18.577	160.2	45.961	
2 -			158.3	50.384	26 -	27.421	127.3	18.484	161.3	45.905	
3 -			156.4	47.906	27 -	28.188	124.7	18.587	159.0	46.775	
4 -			159.4	46.972	28 -	28.008	125.9	18.650	160.2	46.658	
5 -			157.9	46.448	29 -	27.352	127.6	18.624	159.8	45.976	
6 -			158.6	46.374	30 -	27.403	127.8	18.445	159.8	45.848	
7 -			155.7	47.964	31 -	27.737	127.8	18.535	159.4	46.272	
8 -			160.2	46.404	32 -	27.471	125.2	18.524	160.9	45.995	
9 -			159.8	46.790	33 -	27.522	124.7	18.556	159.8	46.078	
10 -			159.8	46.505	34 -	27.417	124.7	18.510	160.2	45.927	
11 -			158.6	46.056	35 -	27.770	119.2	18.796	159.4	46.566	
12 -			In	5:51.775P	36 -	28.003	123.8	18.676	158.6	46.679	
13 -	Out		151.8	57.480	37 -	27.748	122.2	In		4:45.281P	
14 -			158.3	47.803	38 -	Out	111.1	19.301	157.5	56.477	
15 -			158.3	46.961	39 -	28.446	121.1	18.912	159.0	47.358	
16 -			157.2	47.477	40 -	27.779	123.6	18.685	159.0	46.464	
17 -			159.4	46.336	41 -	28.748	110.0	19.416	151.8	48.164	
18 -			159.0	47.267	42 -	28.685	118.1	18.757	160.9	47.442	
19 -			157.2	46.368	43 -	27.478	127.1	18.760	155.3	46.238	
20 -			In	4:36.941P	44 -	29.474	120.1	18.731	159.8	48.205	
21 -	Out	108.6	20.180	151.5	1:01.392	45 -	27.500	127.1	18.539	161.3	46.039
22 -	28.926	117.1	19.138	158.3	48.064	46 -	27.485	125.9	18.438	159.8	45.923
23 -	27.630	125.7	19.189	159.0	46.819	47 -	28.145	120.5	18.713	155.0	46.858
24 -	27.628	125.9	18.621	160.5	46.249						
2		Ian HUTCHINSON		Bike Animal Honda							
1 -	Out		145.6	55.554	24 -	31.521	102.0	In		4:39.977P	
2 -			157.5	51.297	25 -	Out	114.7	19.117	159.4	56.744	
3 -			157.5	49.172	26 -	28.775	117.9	18.984	159.0	47.759	
4 -			154.6	48.564	27 -	28.252	119.8	18.921	159.8	47.173	
5 -			157.9	48.732	28 -	28.362	118.1	19.016	159.0	47.378	
6 -			158.6	48.301	29 -	28.440	116.7	18.893	159.4	47.333	
7 -			158.3	48.001	30 -	28.189	118.8	18.786	159.4	46.975	
8 -			158.3	47.952	31 -	28.225	118.8	18.761	160.5	46.986	
9 -			159.4	47.744	32 -	28.545	121.6	19.036	159.0	47.581	
10 -			158.6	47.832	33 -	28.177	121.8	18.819	158.6	46.996	
11 -			153.6	47.921	34 -	28.511	119.2	18.970	159.8	47.481	
12 -			In	6:59.766P	35 -	28.058	121.1	18.839	159.0	46.897	
13 -	Out		156.4	54.925	36 -	31.413	106.7	In		4:27.699P	
14 -			160.2	48.191	37 -	Out	100.2	19.788	154.6	52.428	
15 -			159.0	47.816	38 -	30.368	109.5	19.429	157.2	49.797	
16 -			159.0	47.833	39 -	29.071	113.4	19.130	158.6	48.201	
17 -			159.0	47.093	40 -	28.441	121.6	18.799	160.5	47.240	
18 -			158.3	47.093	41 -	28.177	120.5	18.862	160.2	47.039	
19 -			160.2	47.456	42 -	28.116	121.8	18.891	159.4	47.007	
20 -	28.272	119.9	18.927	159.8	47.199	43 -	28.088	121.1	18.762	159.8	46.850
21 -	28.388	120.8	18.915	159.0	47.303	44 -	27.999	119.0	18.851	159.0	46.850
22 -	28.399	120.1	18.966	160.2	47.365	45 -	28.131	122.2	18.882	153.9	47.013
23 -	28.725	120.3	18.998	156.1	47.723						
3		Michael RUTTER		Isilon MSS Discovery Kawasaki							
1 -	Out		151.1	55.428	18 -			In		6:28.190P	
2 -			148.8	48.791	19 -	Out	116.7	20.110		53.365	
3 -			154.3	48.400	20 -	28.673	120.1	19.099		47.772	
4 -				47.476	21 -	28.080	122.0	18.783		46.863	
5 -			154.6	47.086	22 -	28.040	125.4	18.780		46.820	
6 -				52.456	23 -	28.174	120.9	18.920		47.094	
7 -				47.266	24 -	28.035	120.1	19.008		47.043	
8 -			155.7	46.864	25 -	29.425	117.5	In		5:24.276P	
9 -				48.376	26 -	Out	112.4	19.561	152.9	52.566	
10 -			155.7	47.375	27 -	28.762	122.0	18.739	156.1	47.501	
11 -			155.3	47.291	28 -	27.832	125.7	18.833	156.1	46.665	
12 -			In	7:34.743P	29 -	27.913	123.4	18.713		46.626	
13 -	Out			58.448	30 -	37.881	98.3	19.308		57.189	

Brands Hatch Indy
 Circuit Length = 1.1986 miles
 Start: 14:45 End: 15:36

Weather / Track : Cloudy / Dry

2007 BENNETTS British Superbike Championship & Superbike Cup

FREE PRACTICE 2 - SECTOR ANALYSIS

14 -			47.843	31 -	35.379	90.2	In	2:49.981P			
15 -		156.8	46.808	32 -	Out	105.4	21.547	56.945			
16 -			54.382	33 -	29.991	117.7	19.702	139.8			
17 -			46.748					49.693			
4	Jonathan REA			HM Plant Honda							
1 -	Out		159.4	51.104	25 -	30.492	115.6	In	4:42.808P		
2 -			158.3	48.635	26 -	Out	117.7	21.752	105.4	54.363	
3 -			160.5	49.559	27 -	29.583	120.9	18.786	162.5	48.369	
4 -			162.5	47.470	28 -	27.603	124.0	18.438	163.7	46.041	
5 -			160.2	47.300	29 -	27.400	124.7	18.430	163.7	45.830	
6 -			161.7	46.909	30 -	27.448	122.9	18.473	163.7	45.921	
7 -			161.7	47.273	31 -	27.444	123.8	18.421	163.7	45.865	
8 -			162.1	47.297	32 -	27.702	119.0	18.802	161.7	46.504	
9 -			162.5	46.590	33 -	27.468	124.0	18.594	160.9	46.062	
10 -			162.5	47.059	34 -	27.337	123.6	18.434	162.5	45.771	
11 -			162.5	46.976	35 -	27.472	125.0	18.445	163.3	45.917	
12 -			161.7	46.954	36 -	27.531	110.6	In		5:28.068P	
13 -			161.3	46.479	37 -	Out	107.2	19.239	162.1	54.205	
14 -			161.3	46.408	38 -	27.880	121.6	18.565	162.9	46.445	
15 -		In		4:14.488P	39 -	28.189	122.9	19.135	159.4	47.324	
16 -	Out		160.5	52.936	40 -	27.986	121.4	18.639	163.3	46.625	
17 -			162.1	48.021	41 -	28.194	115.1	18.784	162.9	46.978	
18 -			162.1	50.698	42 -	28.438	111.8	18.977	161.7	47.415	
19 -			162.9	46.725	43 -	27.560	123.1	18.560	162.1	46.120	
20 -			162.9	46.639	44 -	27.412	125.7	18.531	162.5	45.943	
21 -			161.3	46.400	45 -	27.428	125.0	18.553	162.1	45.981	
22 -			154.6	46.452	46 -	27.380	127.3	18.598	161.3	45.978	
23 -			160.9	48.471	47 -	27.724	123.8	18.596	162.5	46.320	
24 -	27.761	121.9	19.521	138.4	47.282	48 -	27.441	125.7	18.536	162.5	45.977
5	Karl HARRIS				Hydrex Honda						
1 -	Out		153.2	52.116	18 -	28.481	119.2	18.957	154.6	47.438	
2 -			156.4	48.798	19 -	27.761	121.8	18.828	156.8	46.589	
3 -			149.1	48.558	20 -	28.190	124.3	18.696	156.8	46.886	
4 -			155.3	50.804	21 -	28.141	120.3	18.775	157.5	46.916	
5 -			149.8	48.077	22 -	27.685	125.9	18.570	157.2	46.255	
6 -			155.3	47.716	23 -	27.987	122.9	18.586	157.2	46.573	
7 -			157.2	47.011	24 -	27.540	126.4	18.544	158.3	46.084	
8 -			158.3	46.429	25 -	27.601	124.5	18.912	158.3	46.513	
9 -		In		4:22.341P	26 -	27.722	123.8	18.562	158.6	46.284	
10 -	Out		157.2	50.798	27 -	30.505	107.7	In		4:49.291P	
11 -			156.4	46.490	28 -	Out	77.6	19.696	154.6	53.687	
12 -			158.3	46.088	29 -	28.252	120.9	19.133	156.1	47.385	
13 -			155.0	46.579	30 -	27.983	123.6	19.142	156.1	47.125	
14 -			157.2	46.271	31 -	27.788	122.9	19.052	155.7	46.840	
15 -			157.5	46.301	32 -	27.789	123.6	18.572	157.5	46.361	
16 -		In		7:50.066P	33 -	27.582	125.7	18.518	157.2	46.100	
17 -	Out	122.5	18.840	156.4	51.691	34 -	27.639	126.6	18.489	157.5	46.128
6	James HAYDON				Hawk Colchester Kawasaki						
1 -	Out		144.9	53.889	17 -	28.552	116.9	18.933	152.9	47.485	
2 -			151.5	50.085	18 -	28.442	119.2	19.116	153.9	47.558	
3 -			147.8	50.735	19 -	28.396	121.4	19.013	153.6	47.409	
4 -			153.6	49.017	20 -	28.191	120.3	18.927	154.3	47.118	
5 -			155.3	47.921	21 -	28.261	121.8	19.084	153.9	47.345	
6 -		In		12:45.792P	22 -	28.300	118.4	18.986	155.3	47.286	
7 -	Out		152.5	51.758	23 -	28.124	120.1	18.929	155.7	47.053	
8 -			152.2	48.785	24 -	28.131	119.2	18.939	156.4	47.070	
9 -			152.9	48.128	25 -	32.711	89.4	In		4:28.363P	
10 -			153.9	47.706	26 -	Out	110.7	19.442	150.5	51.734	
11 -			155.0	47.555	27 -	28.405	118.4	18.924	156.4	47.329	
12 -			155.0	47.280	28 -	28.159	119.4	18.904	153.6	47.063	
13 -	29.720	104.6	In	9:33.743P	29 -	28.317	118.4	19.041	154.3	47.358	
14 -	Out	110.4	19.872	147.5	52.543	30 -	28.283	116.7	18.996	155.0	47.279
15 -	29.448	113.9	19.538	154.6	48.986	31 -	28.190	118.1	18.980	155.7	47.170

Brands Hatch Indy
Circuit Length = 1.1986 miles
Start: 14:45 End: 15:36

Weather / Track : Cloudy / Dry

2007 BENNETTS British Superbike Championship & Superbike Cup

FREE PRACTICE 2 - SECTOR ANALYSIS

16 -	28.481	118.6	19.065	154.3	47.546	32 -	28.612	99.7	21.235	124.0	49.847
8	Tommy HILL			Virgin Media Optoma Loans							
1 -	Out			151.1	51.967	19 -	28.092	124.0	18.712	160.9	46.804
2 -				157.2	49.137	20 -	28.237	121.6	18.835	159.8	47.072
3 -				153.6	48.017	21 -	28.138	123.6	18.839	158.6	46.977
4 -				156.8	48.900	22 -	28.332	119.2	19.150	158.6	47.482
5 -				158.3	48.919	23 -	28.159	122.9	18.822	157.9	46.981
6 -				157.2	47.576	24 -	29.308	104.4	19.415	158.6	48.723
7 -				159.4	47.448	25 -	28.159	124.5	18.823	159.0	46.982
8 -				158.6	47.287	26 -	29.623	114.1	In		9:36.717P
9 -				157.5	47.163	27 -	Out	112.4	19.878	158.3	55.147
10 -			In		10:16.840P	28 -	29.067	120.5	19.394	159.0	48.461
11 -	Out			157.9	52.522	29 -	28.660	120.1	19.313	159.8	47.973
12 -				159.0	48.106	30 -	28.380	122.7	19.094	158.6	47.474
13 -				158.3	47.908	31 -	28.437	122.7	18.995	159.0	47.432
14 -				158.6	47.643	32 -	28.750	122.0	19.174	158.6	47.924
15 -				156.8	47.354	33 -	28.508	118.8	19.118	157.9	47.626
16 -			In		4:30.343P	34 -	28.370	121.1	19.007	157.9	47.377
17 -	Out	109.3	19.893	158.6	56.906	35 -	30.271	112.6	19.631	149.8	49.902
18 -	28.296	123.1	18.916	157.9	47.212						
9	Chris WALKER			Rizla Suzuki							
1 -	Out		In		5:27.958P	17 -	27.723	123.1	18.874	157.5	46.597
2 -	Out			155.7	52.530	18 -	34.222	101.1	In		10:09.312P
3 -			In		6:16.180P	19 -	Out	118.8	19.394	156.8	51.827
4 -	Out				50.477	20 -	28.238	118.1	18.896	157.9	47.134
5 -					48.163	21 -	28.397	119.8	19.068	157.9	47.465
6 -				157.9	47.448	22 -	28.287	124.5	In		5:54.953P
7 -					47.170	23 -	Out	123.1	19.207	157.9	49.374
8 -					47.061	24 -	28.184	120.3	18.917	157.2	47.101
9 -				158.6	47.028	25 -	28.118	124.0	19.027	158.6	47.145
10 -				159.4	46.880	26 -	27.897	122.2	18.778	158.6	46.675
11 -					46.984	27 -	28.114	113.7	19.372	156.1	47.486
12 -				158.6	47.369	28 -	27.814	122.2	18.767	158.3	46.581
13 -					46.742	29 -	27.802	123.8	18.823	157.2	46.625
14 -				158.6	46.792	30 -	27.946	123.4	19.021	156.4	46.967
15 -	28.070	118.8	19.269		47.339	31 -	27.863	124.7	18.939	156.4	46.802
16 -	27.898	122.8	18.981	156.1	46.879						
12	Dean THOMAS			Samsung Superbike Team							
1 -	Out			143.7	58.090	12 -			In		6:39.283P
2 -				151.5	51.188	13 -	Out	103.6	20.385	148.8	56.090
3 -				148.5	49.591	14 -	29.377	113.7	19.510	152.5	48.887
4 -				149.5	49.678	15 -	28.614	117.7	19.259		47.873
5 -				152.5	48.579	16 -	28.613	114.5	19.248	154.3	47.861
6 -				152.2	48.290	17 -	28.593	111.5	19.089	154.3	47.682
7 -			In		7:34.077P	18 -	28.345	116.1	19.042	153.9	47.387
8 -	Out			150.8	56.238	19 -	29.111	109.5	In		12:31.547P
9 -				152.9	48.512	20 -	Out	100.3	20.818	145.6	56.799
10 -					47.640	21 -	30.655	111.5	19.738	151.1	50.393
11 -				152.9	47.725	22 -	29.388	109.7	19.515	152.2	48.903
17	Simon ANDREWS			Jentini Racing/Lloyds British							
1 -	Out			150.8	55.536	12 -				155.3	47.341
2 -				152.9	50.538	13 -				155.7	47.570
3 -				154.3	49.223	14 -				154.6	47.528
4 -				153.9	48.090	15 -			In		6:46.202P
5 -				156.4	47.717	16 -	Out			116.5	1:06.248
6 -					48.053	17 -				155.0	49.880
7 -					47.784	18 -				155.3	47.922
8 -				150.5	47.933	19 -				156.1	47.095
9 -				155.7	47.654	20 -	28.164	124.6	18.915	156.8	47.079
10 -				156.1	47.507	21 -	29.072	119.1	19.102	155.7	48.174
11 -				153.9	47.241						

Brands Hatch Indy
Circuit Length = 1.1986 miles
Start: 14:45 End: 15:36

Weather / Track : Cloudy / Dry

2007 BENNETTS British Superbike Championship & Superbike Cup

FREE PRACTICE 2 - SECTOR ANALYSIS

18 Tommy BRIDEWELL		Team NB									
1-	Out		153.2	55.812	17-	29.105	121.4	19.422	157.5	48.527	
2-			154.6	50.849	18-	29.375	116.3	In		7:37.695P	
3-			154.6	49.852	19-	Out	100.9	19.881	157.2	54.937	
4-			153.2	49.956	20-	28.828	120.5	19.254	156.4	48.082	
5-			154.3	49.602	21-	28.991	118.6	19.300	156.4	48.291	
6-			155.0	49.387	22-	28.794	119.6	19.257	157.5	48.051	
7-			155.3	49.327	23-	28.795	120.9	19.223	157.5	48.018	
8-			152.9	49.194	24-	28.798	122.2	19.310	156.8	48.108	
9-			152.9	49.154	25-	28.753	119.0	19.590	157.9	48.343	
10-			155.0	49.183	26-	28.782	117.9	19.307	157.9	48.089	
11-			In	9:42.923P	27-	28.551	124.0	19.255	158.6	47.806	
12-	Out		156.1	58.114	28-	28.573	121.4	19.256	157.2	47.829	
13-			155.7	49.068	29-	28.816	122.0	19.353	158.3	48.169	
14-			156.4	48.638	30-	28.697	124.0	19.136	158.6	47.833	
15-			156.8	48.589	31-	28.478	124.3	19.186	158.6	47.664	
16-	28.925	120.1	19.411	158.6	48.336	32-	30.742	107.5	In	4:21.749P	
21 Tom TUNSTALL		Hardinge - Ice Valley Motorsport									
1-	Out		148.1	53.364	22-	28.250	120.3	19.204	154.6	47.454	
2-			153.2	49.936	23-	28.568	121.6	20.458	154.6	49.026	
3-			149.1	48.911	24-	28.438	117.3	19.274	156.4	47.712	
4-			155.7	48.469	25-	28.418	113.4	19.569	152.2	47.987	
5-			154.3	47.861	26-	30.646	107.4	In		7:07.504P	
6-			155.7	47.978	27-	Out	105.4	19.935	154.6	55.931	
7-			154.3	47.747	28-	28.700	114.9	19.846	149.8	48.546	
8-			156.1	47.439	29-	30.721	102.9	In		2:34.523P	
9-			155.3	47.664	30-	Out	112.6	19.852	150.8	53.703	
10-			154.3	47.736	31-	31.968	105.0	19.720	155.7	51.688	
11-			154.3	47.443	32-	28.765	119.4	In		2:43.555P	
12-			149.8	47.435	33-	Out	112.8	19.911	155.0	53.041	
13-			In	6:32.524P	34-	29.116	112.0	19.514	156.1	48.630	
14-	Out		151.8	55.203	35-	28.515	117.5	19.189	156.1	47.704	
15-			152.5	48.099	36-	28.422	117.9	19.232	156.8	47.654	
16-			151.1	47.916	37-	28.341	116.3	19.142	157.5	47.483	
17-			155.7	47.945	38-	28.325	117.9	19.577	153.9	47.902	
18-			151.5	47.670	39-	28.765	116.3	19.404	157.2	48.169	
19-			153.6	47.647	40-	28.541	121.1	19.246	155.7	47.787	
20-	28.490	117.4	19.282	154.3	47.772	41-	28.321	122.0	19.579	151.8	47.900
21-	28.365	119.1	19.088	154.6	47.453	42-	28.420	118.4	19.241	155.0	47.661
22 Steve PLATER		AIM Racing									
1-	Out		151.8	53.139	18-	27.943	123.4	18.806	155.7	46.749	
2-			155.0	50.154	19-	29.891	107.4	20.869	141.3	50.760	
3-			155.7	49.350	20-	32.853	113.7	19.127	155.0	51.980	
4-			153.2	48.524	21-	28.388	117.9	19.153	157.5	47.541	
5-			In	18:07.081P	22-	28.383	125.9	18.969	155.0	47.352	
6-	Out	112.5	19.932	155.0	53.694	23-	28.305	123.4	18.930	156.4	47.235
7-	28.974	120.3	19.351	155.3	48.325	24-	28.089	124.0	19.070	155.0	47.159
8-	28.884	119.6	19.148	155.3	48.032	25-	28.310	119.2	19.071	156.1	47.381
9-	29.360	113.4	19.287	153.6	48.647	26-	28.340	118.6	19.015	155.0	47.355
10-	28.748	123.1	19.173	155.7	47.921	27-	30.451	105.4	19.500	153.6	49.951
11-	28.620	121.6	19.396	155.3	48.016	28-	28.778	112.0	19.219	157.5	47.997
12-	28.444	119.8	18.941	157.9	47.385	29-	28.028	124.7	18.838	156.8	46.866
13-	30.935	89.1	In	6:59.157P	30-	28.213	118.6	18.975	155.0	47.188	
14-	Out	107.7	20.239	152.9	55.858	31-	27.880	121.4	18.919	155.7	46.799
15-	28.666	117.1	19.566	152.9	48.232	32-	30.923	98.1	21.307	141.0	52.230
16-	28.201	122.9	18.869	154.3	47.070	33-	29.534	119.6	19.090	154.6	48.624
17-	28.663	121.1	18.908	154.3	47.571						
26 Chris MARTIN		Red Viper Racing									
1-	Out		138.4	59.752	17-	Out	102.6	21.861	131.6	59.898	
2-			140.7	55.951	18-	31.560	109.7	19.890	152.5	51.450	
3-			145.6	52.522	19-	29.199	115.3	19.263	155.0	48.462	

Brands Hatch Indy
Circuit Length = 1.1986 miles
Start: 14:45 End: 15:36

Weather / Track : Cloudy / Dry

2007 BENNETTS British Superbike Championship & Superbike Cup

FREE PRACTICE 2 - SECTOR ANALYSIS

4 -			In		6:13.617P	20 -	28.492	114.9	19.338	151.8	47.830
5 -	Out		146.8	56.855		21 -	28.761	121.8	19.093	154.3	47.854
6 -			152.9	50.271		22 -	28.259	121.8	19.080	153.9	47.339
7 -			153.9	48.384		23 -	28.369	116.7	19.065	153.9	47.434
8 -			153.9	47.834		24 -	28.291	118.6	19.002	154.6	47.293
9 -			153.2	48.081		25 -	29.245	116.1	In		5:24.823P
10 -			153.9	47.888		26 -	Out	111.5	19.898	152.9	55.460
11 -					9:02.619P	27 -	28.995	120.7	19.385	153.9	48.380
12 -	Out	95.7	22.856	126.1	1:02.434	28 -	28.623	119.2	19.201	155.3	47.824
13 -	31.944	106.7	20.548	147.5	52.492	29 -	28.404	122.0	19.037	156.1	47.441
14 -	31.295	103.9	In		2:04.979P	30 -	28.152	119.8	19.000	156.4	47.152
15 -	Out	96.1	20.577	149.1	54.543	31 -	28.519	118.6	19.160	153.6	47.679
16 -	30.948	94.0	In		4:14.505P	32 -	28.313	119.2	19.067	155.0	47.380

27	Paul BARRON										
	PBM Racing Ireland										
1 -	Out		144.3	1:10.280	19 -	29.812	113.2	19.662	153.2	49.474	
2 -			148.5	52.618	20 -	29.333	111.7	19.677	154.6	49.010	
3 -			144.3	51.586	21 -	29.205	118.6	19.502	153.6	48.707	
4 -			137.2	51.003	22 -	29.141	114.1	19.898	153.6	49.039	
5 -			149.1	50.101	23 -	29.937	114.1	19.547	155.0	49.484	
6 -			148.5	49.288	24 -	29.027	114.1	19.665	154.3	48.692	
7 -					In						
8 -	Out		147.8	1:01.363	25 -	29.009	117.9	19.605	150.5	48.614	
9 -			148.5	50.278	26 -	29.463	115.5	19.625	153.9	49.088	
10 -			153.6	49.213	27 -	29.137	115.5	19.734	152.9	48.871	
11 -			153.6	49.094	28 -	29.686	112.0	In		5:22.752P	
12 -			153.6	48.911	29 -	Out	79.9	23.114	147.2	1:08.411	
13 -			154.6	49.161	30 -	32.857	112.4	19.693	153.6	52.550	
14 -			154.3	49.160	31 -	29.391	110.6	19.692	150.5	49.083	
15 -			153.6	49.109	32 -	29.011	115.3	19.408	153.9	48.419	
16 -					In						
17 -	Out	105.7	20.210	152.2	9:15.017P	34 -	29.058	115.1	19.300	153.6	48.358
18 -	29.644	114.9	19.814	153.9	58.317	35 -	28.789	117.3	19.312	153.6	48.101
					49.458	36 -	28.922	116.9	19.428	152.9	48.350

28	Neil FAULKNER										
	Team Emco - NSF Racing										
1 -	Out		151.1	54.194	17 -	29.187	113.0	19.271	149.8	48.458	
2 -			150.1	49.982	18 -	28.904	118.4	19.307	148.8	48.211	
3 -				49.820	19 -	28.928	116.9	19.189	150.5	48.117	
4 -			152.2	49.536	20 -	28.794	121.1	19.188	149.8	47.982	
5 -			151.1	49.119	21 -	28.937	116.9	19.785	147.5	48.722	
6 -			149.5	48.672	22 -	29.057	120.3	19.192	148.8	48.249	
7 -			150.5	48.425	23 -	28.638	118.8	19.473	148.5	48.111	
8 -			148.5	48.647	24 -	28.963	119.4	19.254	148.1	48.217	
9 -			149.1	48.174	25 -	29.210	117.5	In		5:58.855P	
10 -			149.1	48.207	26 -	Out	63.0	21.846	146.8	1:05.208	
11 -			148.5	48.546	27 -	33.001	113.2	19.600	149.1	52.601	
12 -			149.1	48.026	28 -	28.757	120.5	19.792	147.8	48.549	
13 -			148.8	48.114	29 -	28.941	119.8	19.073	149.5	48.014	
14 -					In						
15 -	Out	114.0	19.702	149.5	10:39.691P	30 -	28.605	120.9	19.204	151.8	47.809
16 -	28.837	120.3	19.204	149.5	53.155	31 -	28.403	116.1	19.006	150.1	47.409
					48.041						

32	Kenny GILBERTSON										
	Astro / KS Kawasaki										
1 -	Out		143.7	57.750	21 -	Out	106.9	20.089	149.8	56.625	
2 -			149.1	51.649	22 -	29.262	116.9	19.566	150.8	48.828	
3 -			151.5	50.391	23 -	28.723	117.5	19.538	149.8	48.261	
4 -			150.1	49.632	24 -	28.780	119.4	19.388	150.1	48.168	
5 -			151.8	49.797	25 -	28.925	115.7	19.629	150.8	48.554	
6 -			150.5	48.752	26 -	29.009	120.5	19.492	149.8	48.501	
7 -			152.2	49.246	27 -	28.628	119.8	19.479	150.8	48.107	
8 -			151.1	48.610	28 -	31.582	106.4	In		6:33.574P	
9 -			151.5	48.576	29 -	Out	112.8	19.846	149.8	53.440	
10 -					In						
11 -	Out		149.1	55.929	30 -	29.206	119.2	19.486	150.5	48.692	
12 -			149.5	49.446	31 -	28.857	122.5	19.546	149.5	48.403	
13 -			149.8	48.943	32 -	29.585	110.9	19.883	150.1	49.468	
					33 -	28.838	120.5	19.641	152.2	48.479	

Brands Hatch Indy
Circuit Length = 1.1986 miles
Start: 14:45 End: 15:36

Weather / Track : Cloudy / Dry

2007 BENNETTS British Superbike Championship & Superbike Cup

FREE PRACTICE 2 - SECTOR ANALYSIS

14 -		149.8	48.652	34 -	28.579	122.5	19.238	152.5	47.817
15 -		149.1	48.422	35 -	30.463	108.4	In		2:43.205P
16 -		149.5	49.517	36 -	Out	116.1	19.537	150.8	53.423
17 -		150.1	49.001	37 -	29.133	117.1	19.527	150.5	48.660
18 -		151.5	48.619	38 -	28.618	119.8	19.453	150.1	48.071
19 -		151.8	48.337	39 -	28.767	120.5	19.365	150.5	48.132
20 -		In	7:38.824P						
34	Guy MARTIN	Ezylet Phase One							
1 -	Out	146.2	55.349	8 -	29.223	113.4	20.199	149.8	49.422
2 -		148.8	52.669	9 -	30.352	106.2	In		2:11.274P
3 -		In	2:38.459P	10 -	Out	107.0	20.003	151.1	50.983
4 -	Out	147.2	52.189	11 -	28.973	114.5	19.609	152.5	48.582
5 -		In	17:12.311P	12 -	28.772	115.7	In		16:05.052P
6 -	Out	103.1	21.973	13 -	Out	108.1	20.162	152.9	52.915
7 -	30.314	110.4	20.067	14 -	29.171	116.5	19.783	153.9	48.954
35	Cal CRUTCHLOW	Rizla Suzuki							
1 -	Out		1:01.124	21 -	28.278	101.1	20.779	128.6	49.057
2 -			49.544	22 -	34.436	113.9	19.051		53.487
3 -			47.787	23 -	27.803	121.6	18.643		46.446
4 -			48.281	24 -	28.102	121.4	18.903		47.005
5 -			49.102	25 -	27.800	117.1	19.601		47.401
6 -			47.305	26 -			In		9:54.765P
7 -			46.796	27 -	Out	108.2	In		2:04.897P
8 -		158.3	51.246	28 -	Out	113.0	19.583	156.8	53.769
9 -			46.675	29 -	28.256	120.7	18.959	159.4	47.215
10 -			46.676	30 -	27.616	123.1	18.610	160.9	46.226
11 -			46.477	31 -	28.430	123.4	18.827	159.8	47.257
12 -			52.633	32 -	27.576	125.0	18.566	158.3	46.142
13 -		In	6:37.867P	33 -	27.571	122.7	18.487	159.8	46.058
14 -	Out		59.348	34 -	28.196	113.6	19.231	152.2	47.427
15 -			49.529	35 -	28.731	113.6	19.050	160.9	47.781
16 -			49.095	36 -	27.515	122.7	18.608	158.3	46.123
17 -			47.606	37 -	29.435	119.2	18.795	161.7	48.230
18 -	27.747	121.2	19.016	38 -	27.515	123.6	18.422	159.8	45.937
19 -	27.636	124.3	18.505	39 -	27.476	122.5	18.426	162.1	45.902
20 -	27.743	121.6	18.737	40 -	28.360	119.4	19.088	155.7	47.448
36	Gregorio LAVILLA	Airwaves Ducati							
1 -	Out	135.8	59.745	17 -			157.9		46.160
2 -		155.0	51.147	18 -			155.7		46.189
3 -		155.3	47.725	19 -			157.5		45.893
4 -		156.1	46.712	20 -			157.2		47.634
5 -		156.4	46.401	21 -	27.676		18.370	157.9	46.046
6 -		157.2	46.915	22 -	27.394	128.4	18.393	157.2	45.787
7 -		156.4	47.775	23 -	29.988	98.3	In		9:21.520P
8 -		157.2	46.524	24 -	Out	86.1	21.588	129.6	1:01.741
9 -		156.1	46.570	25 -	28.838	122.9	18.617	157.2	47.455
10 -		156.4	46.180	26 -	27.647	125.4	18.341	157.5	45.988
11 -		158.6	46.248	27 -	27.456	128.1	In		7:32.080P
12 -		In	6:21.413P	28 -	Out	115.7	18.844	157.5	55.628
13 -	Out	153.9	59.622	29 -	28.385	120.5	18.767	156.4	47.152
14 -		157.5	47.417	30 -	27.526	125.0	18.532	157.2	46.058
15 -		156.4	47.006	31 -	27.641	128.1	18.617	157.5	46.258
16 -		157.2	46.451	32 -	27.647	125.2	18.481	158.3	46.128
40	Martin JESSOPP	Riders Racing							
1 -	Out		57.785	25 -	29.333	116.3	19.631		48.964
2 -		148.5	53.911	26 -	29.263	117.3	19.577		48.840
3 -			52.057	27 -	29.177	118.4	In		5:04.601P
4 -			50.546	28 -	Out	87.8	20.811		57.779
5 -		In	2:36.363P	29 -	29.798	110.7	19.913		49.711
6 -	Out		54.588	30 -	29.182	106.9	19.756		48.938
7 -			50.227	31 -	29.189	110.9	19.414		48.603

Brands Hatch Indy
Circuit Length = 1.1986 miles
Start: 14:45 End: 15:36

Weather / Track : Cloudy / Dry

2007 BENNETTS British Superbike Championship & Superbike Cup

FREE PRACTICE 2 - SECTOR ANALYSIS

8 -				49.509	32 -	28.873	110.4	19.281	48.154
9 -				49.697	33 -	28.970	118.8	19.334	48.304
10 -				49.244	34 -	29.090	115.3	19.633	48.723
11 -			154.6	49.077	35 -	29.169	114.1	19.360	48.529
12 -				49.515	36 -	28.988	113.2	19.634	48.622
13 -				49.611	37 -	33.639	88.0	In	2:18.911P
14 -			In	1:43.290P	38 -	Out	98.3	20.523	57.751
15 -	Out			53.890	39 -	29.728	114.3	19.511	49.239
16 -				49.936	40 -	29.321	115.1	19.534	48.855
17 -				49.225	41 -	28.970	116.7	19.457	48.427
18 -				48.841	42 -	29.102	114.7	19.656	48.758
19 -				49.297	43 -	29.187	116.5	19.407	48.594
20 -			In	2:15.421P	44 -	28.895	118.1	19.356	48.251
21 -	Out	104.1	20.242	54.281	45 -	29.187	115.9	19.485	48.672
22 -	30.050	112.8	19.446	49.496	46 -	29.070	112.0	19.504	48.574
23 -	29.876	101.8	19.834	49.710	47 -	29.086	113.6	19.723	48.809
24 -	29.608	113.6	19.696	155.3	49.304				

56 James BUCKINGHAM Quay Garage

1 -	Out		122.7	1:06.875	23 -	28.741	122.0	19.452	151.1	48.193
2 -			135.6	59.410	24 -	28.583	121.6	19.357	150.1	47.940
3 -			144.3	54.514	25 -	28.466	120.7	19.401	150.1	47.867
4 -			149.1	51.798	26 -	28.737	112.4	In		7:36.353P
5 -			148.8	49.910	27 -	Out	101.1	22.295	135.8	1:02.998
6 -			151.1	49.153	28 -	33.098	81.4	22.727	149.5	55.825
7 -			150.5	48.666	29 -	30.822	105.8	19.963	150.1	50.785
8 -			150.1	49.546	30 -	28.717	120.1	19.268	152.2	47.985
9 -			153.2	49.674	31 -	28.313	121.4	19.255	151.5	47.568
10 -			149.5	48.909	32 -	28.137	122.0	19.109	153.2	47.246
11 -			151.8	48.264	33 -	28.232	122.0	19.168	152.5	47.400
12 -			151.5	48.320	34 -	28.169	124.0	19.047	151.8	47.216
13 -			151.1	48.062	35 -	28.094	121.4	19.158	151.8	47.252
14 -			150.5	48.166	36 -	28.608	102.6	In		2:45.064P
15 -			151.5	47.944	37 -	Out	64.6	21.782	146.2	1:05.615
16 -				4:50.982P	38 -	30.883	113.4	19.664	152.9	50.547
17 -	Out		132.9	1:05.025	39 -	28.561	117.9	19.551	153.2	48.112
18 -			144.6	53.779	40 -	28.469	121.8	19.293	153.6	47.762
19 -			150.8	52.330	41 -	28.117	121.4	19.040	153.2	47.157
20 -	29.143	119.7	19.532	151.8	42 -	28.559	119.0	19.231	152.9	47.790
21 -	28.496	119.5	19.446	149.5	43 -	29.169	100.6	21.117	147.8	50.286
22 -	28.584	119.4	19.422	150.8	48.006					

64 Aaron ZANOTTI Hydrex Honda

1 -	Out		149.1	56.790	24 -	29.278	115.7	19.534	158.3	48.812
2 -			155.0	52.031	25 -	28.582	120.3	19.275	157.2	47.857
3 -			157.5	49.214	26 -	28.455	116.9	19.260	157.9	47.715
4 -			152.2	48.951	27 -	28.650	121.8	19.269	157.2	47.919
5 -			156.8	49.130	28 -	28.798	121.1	19.085	160.2	47.883
6 -			159.0	48.238	29 -	28.326	122.0	19.024	159.0	47.350
7 -			158.3	48.014	30 -	28.195	122.0	19.003	160.5	47.198
8 -			159.8	48.024	31 -	28.124	123.1	18.974	160.5	47.098
9 -			156.4	47.969	32 -	28.448	123.6	19.265	159.0	47.713
10 -			158.6	48.094	33 -	28.155	122.0	19.138	159.8	47.293
11 -			159.0	47.625	34 -	29.329	117.3	20.196	158.6	49.525
12 -			156.1	49.107	35 -	28.425	121.6	19.428	157.9	47.853
13 -			157.2	48.269	36 -	28.332	120.1	19.320	157.9	47.652
14 -			156.8	48.462	37 -	28.638	120.5	19.146	160.2	47.784
15 -				6:43.736P	38 -	28.625	122.2	19.520	157.9	48.145
16 -	Out		156.8	52.650	39 -	28.568	115.1	19.728	156.1	48.296
17 -			156.8	48.843	40 -	29.025	118.8	19.564	155.7	48.589
18 -			157.5	48.763	41 -	28.566	121.4	19.304	157.5	47.870
19 -			157.5	48.227	42 -	28.469	120.7	19.052	157.5	47.521
20 -			157.9	48.188	43 -	28.244	126.6	19.140	157.9	47.384
21 -	28.622	119.3	19.380	157.5	44 -	28.146	121.6	19.138	159.0	47.284
22 -	29.709	117.4	In	8:36.054P	45 -	28.216	120.5	19.254	154.3	47.470
23 -	Out	108.1	20.192	156.8	53.377					

Brands Hatch Indy
Circuit Length = 1.1986 miles
Start: 14:45 End: 15:36

Weather / Track : Cloudy / Dry

2007 BENNETTS British Superbike Championship & Superbike Cup

FREE PRACTICE 2 - SECTOR ANALYSIS

65		John INGRAM		SMT Yamaha						
1-	Out		148.5	52.096	21-	29.268	116.5	19.546	149.5	48.814
2-			151.1	50.569	22-	29.751	114.7	19.604	149.5	49.355
3-			148.5	49.510	23-	29.435	113.0	In		5:56.880P
4-			151.1	49.935	24-	Out	116.5	19.695	154.3	52.112
5-				49.288	25-	29.095	121.4	19.553	153.9	48.648
6-			150.8	49.180	26-	29.038	117.1	19.650	154.3	48.688
7-			153.9	49.362	27-	29.025	116.7	19.537	153.6	48.562
8-		In		7:30.642P	28-	29.143	118.1	19.456	153.6	48.599
9-	Out		150.5	55.345	29-	29.537	115.1	19.491	152.2	49.028
10-				49.085	30-	29.316	117.1	19.488	154.3	48.804
11-			153.9	48.738	31-	29.206	114.5	19.633	152.9	48.839
12-			151.1	48.915	32-	29.365	112.4	19.421	154.3	48.786
13-			152.5	48.872	33-	29.529	113.6	19.444	153.2	48.973
14-		In		6:35.654P	34-	30.626	112.8	19.641	152.5	50.267
15-	Out	107.2	19.845	152.2	35-	29.262	106.5	19.578	152.2	48.840
16-	29.157	111.3	19.600	149.8	36-	29.043	114.3	19.406		48.449
17-	29.923	114.3	19.556	154.3	37-	28.916	121.1	19.336	152.2	48.252
18-	28.897	116.3	19.456	153.9	38-	29.007	119.6	19.534	153.6	48.541
19-	29.163	117.9	19.564	154.3	39-	29.225	119.4	19.472	147.8	48.697
20-	29.082	114.1	19.654	152.5	40-	29.275	117.7	19.294	152.5	48.569
66		Tom SYKES		Stobart Vent Axia Motorsport						
1-	Out		In	1:43.758P	21-	28.014	122.7	18.876	159.4	46.890
2-	Out		154.3	54.925	22-	27.947	117.9	18.913	159.0	46.860
3-			158.6	48.911	23-	27.805	123.6	18.915	159.8	46.720
4-			160.2	48.392	24-	38.117	92.6	19.680	160.2	57.797
5-			161.3	47.030	25-	28.241	115.3	19.025	160.2	47.266
6-			160.5	47.009	26-	27.882	120.7	18.833	160.5	46.715
7-			158.6	47.232	27-	28.891	116.7	In		6:55.305P
8-		In		8:19.927P	28-	Out	111.7	20.827	153.6	57.284
9-	Out		157.9	53.586	29-	28.789	117.3	22.164	158.6	50.953
10-			160.2	48.205	30-	28.257	121.1	19.045	161.7	47.302
11-			159.0	48.813	31-	27.935	123.6	18.965	162.5	46.900
12-			158.6	47.301	32-	27.742	120.9	18.620	162.5	46.362
13-			160.5	51.386	33-	27.704	123.4	18.676	161.7	46.380
14-	28.001	121.9	18.851	160.2	34-	29.908	117.3	18.958	160.9	48.866
15-	27.922	123.2	19.155	160.2	35-	28.993	122.0	18.744	162.1	47.737
16-	28.088	117.1	19.118	160.5	36-	27.653	124.5	18.568	162.1	46.221
17-	30.070	73.7	20.228	159.4	37-	28.239	115.9	18.912	152.5	47.151
18-	31.569	118.1	19.140	160.2	38-	28.943	116.3	In		2:30.609P
19-	28.003	120.7	18.839	159.4	39-	Out	113.4	19.145	160.2	54.799
20-	27.875	123.8	19.090	159.8						
67		Shane BYRNE		Stobart Vent Axia Motorsport						
1-	Out		155.3	57.958	24-	27.852	123.1	18.584	160.5	46.436
2-			160.9	48.705	25-	28.444	120.7	18.727	157.9	47.171
3-			161.7	47.329	26-	28.057	119.6	18.776	159.8	46.833
4-			161.3	46.920	27-	27.662	121.6	18.684	161.3	46.346
5-			162.1	46.468	28-	27.978	120.5	19.286	159.4	47.264
6-			161.3	46.709	29-	27.721	121.1	18.822	160.5	46.543
7-			160.5	47.353	30-	27.594	122.5	18.686	160.9	46.280
8-			161.3	46.433	31-	29.626	118.8	18.764	160.2	48.390
9-			162.1	46.341	32-	28.084	120.7	18.647	160.9	46.731
10-			160.2	46.598	33-	28.140	118.4	In		7:32.207P
11-			158.3	46.579	34-	Out	113.2	19.361	160.2	53.141
12-			160.9	46.346	35-	27.822	121.4	18.494	160.9	46.316
13-			159.8	46.406	36-	27.800	122.0	18.530	162.5	46.330
14-			157.9	46.421	37-	27.554	123.6	18.394	162.5	45.948
15-			161.3	46.389	38-	27.498	121.1	18.429	162.9	45.927
16-		In		7:34.134P	39-	27.405	122.5	18.512	160.9	45.917
17-	Out		158.3	1:03.719	40-	28.012	124.7	18.442	161.3	46.454
18-	28.600	121.6	19.013	159.0	41-	27.554	125.0	18.474	162.5	46.028
19-	27.945	122.3	18.731	160.5	42-	27.373	118.8	18.585	161.7	45.958
20-	27.718	125.0	18.669	159.8	43-	27.352	125.0	18.339	163.3	45.691

Brands Hatch Indy
Circuit Length = 1.1986 miles
Start: 14:45 End: 15:36

Weather / Track : Cloudy / Dry

2007 BENNETTS British Superbike Championship & Superbike Cup

FREE PRACTICE 2 - SECTOR ANALYSIS

21 -	29.076	114.5	19.151	161.3	48.227	44 -	28.291	125.2	18.577	160.9	46.868
22 -	28.467	123.6	18.979	160.5	47.446	45 -	27.553	125.4	18.546	161.7	46.099
23 -	27.750	120.9	18.712	161.3	46.462						
68	David JOHNSON					PR Branson Honda Racing					
1 -	Out		138.1	1:04.268	7 -	Out		147.2	56.418		
2 -			144.9	54.477	8 -			147.5	49.982		
3 -			143.4	51.468	9 -			150.1	48.854		
4 -			147.8	49.996	10 -			138.1	48.845		
5 -			146.8	49.650	11 -			150.8	54.410		
6 -			In	9:34.498P	12 -			133.9	49.884		
77	Marty NUTT					Virgin Media Optoma Loans					
1 -	Out		139.5	1:03.451	21 -	28.189	120.1	19.248	156.8	47.437	
2 -			152.5	53.197	22 -	28.776	119.0	In		3:25.930P	
3 -			152.5	50.343	23 -	Out	94.5	20.765	143.7	59.505	
4 -			155.3	50.156	24 -	29.128	123.8	19.191	157.9	48.319	
5 -			155.3	49.198	25 -	28.897	114.3	19.489	156.1	48.386	
6 -			155.0	48.438	26 -	28.439	124.3	19.122	157.2	47.561	
7 -			155.3	48.149	27 -	28.554	124.3	19.382	157.2	47.936	
8 -			157.9	48.043	28 -	28.162	125.4	19.161	156.8	47.323	
9 -			159.4	47.692	29 -	28.241	117.1	In		3:47.602P	
10 -			157.9	47.533	30 -	Out	108.4	20.056	153.9	58.869	
11 -			In	7:34.978P	31 -	29.049	123.8	19.383	153.6	48.432	
12 -	Out		151.8	59.875	32 -	28.765	123.8	19.193	156.4	47.958	
13 -			154.6	49.181	33 -	29.300	116.1	19.426	157.5	48.726	
14 -			In	4:53.871P	34 -	32.607	64.4	20.582	159.4	53.189	
15 -	Out	110.2	20.113	153.6	35 -	28.399	120.9	19.051	158.6	47.450	
16 -	29.107	122.0	19.488	154.6	36 -	28.021	125.2	19.017	158.6	47.038	
17 -	28.698	123.4	19.256	156.1	37 -	27.935	124.0	18.991	158.6	46.926	
18 -	28.865	123.8	19.383	156.4	38 -	28.140	123.4	19.054	157.5	47.194	
19 -	28.368	126.9	19.387	157.2	39 -	28.130	104.2	19.423	155.7	47.553	
20 -	29.570	121.8	19.255	155.7							
88	Scott SMART					Hawk Colchester Kawasaki					
1 -	Out		148.5	56.124	22 -	Out	109.3	20.289	156.1	53.670	
2 -			155.7	50.609	23 -	35.063	102.5	20.286	156.1	55.349	
3 -			157.9	49.395	24 -	28.716	119.2	19.334	156.4	48.050	
4 -			156.1	48.747	25 -	28.616	118.8	19.260	156.4	47.876	
5 -			155.0	48.379	26 -	28.330	119.4	19.200	157.9	47.530	
6 -			155.7	48.471	27 -	28.410	113.9	19.513	144.9	47.923	
7 -			157.5	48.136	28 -	28.642	119.6	19.114	157.5	47.756	
8 -			157.9	47.520	29 -	28.434	120.1	19.205	157.5	47.639	
9 -			157.2	47.516	30 -	28.196	121.4	18.976	157.9	47.172	
10 -			157.5	47.392	31 -	28.116	121.4	18.903	158.6	47.019	
11 -			157.5	47.342	32 -	28.163	117.7	19.177	158.3	47.340	
12 -			156.8	47.197	33 -	28.181	122.7	18.945	157.2	47.126	
13 -			In	5:55.794P	34 -	28.170	121.1	18.973	157.9	47.143	
14 -	Out		155.0	55.609	35 -	27.913	121.8	18.923	157.5	46.836	
15 -			155.0	48.522	36 -	28.836	113.4	19.369	157.2	48.205	
16 -			148.1	48.052	37 -	28.270	123.1	18.973	156.1	47.243	
17 -			155.7	48.045	38 -	28.094	122.2	19.013	158.3	47.107	
18 -			157.2	47.566	39 -	28.330	121.8	18.980	159.4	47.310	
19 -			159.0	47.518	40 -	28.305	118.8	19.044	158.6	47.349	
20 -	28.556	118.2	19.288	157.2	41 -	28.230	116.9	19.234	158.3	47.464	
21 -	30.117	109.4	In	8:44.428P	42 -	28.706	119.8	19.493	156.8	48.199	
91	Leon HASLAM					Airwaves Ducati					
1 -	Out		156.1	52.446	21 -	27.841	123.1	18.583	158.6	46.424	
2 -			159.4	48.022	22 -	27.776	123.6	18.490	159.0	46.266	
3 -			154.3	47.362	23 -	27.923	125.9	18.460	158.6	46.383	
4 -			158.3	48.329	24 -	27.649	126.4	18.474	159.8	46.123	
5 -			158.3	48.937	25 -	27.827	120.5	19.387	158.6	47.214	
6 -			158.3	47.563	26 -	27.662	125.7	18.506	156.8	46.168	
7 -			159.8	46.939	27 -	27.923	122.9	18.651	159.0	46.574	

Brands Hatch Indy
Circuit Length = 1.1986 miles
Start: 14:45 End: 15:36

Weather / Track : Cloudy / Dry

2007 BENNETTS British Superbike Championship & Superbike Cup

FREE PRACTICE 2 - SECTOR ANALYSIS

8 -			160.2	46.402	28 -	28.384	122.9	18.726	158.3	47.110
9 -			159.0	46.575	29 -	27.964	126.6	18.489	161.3	46.453
10 -		In		6:07.583P	30 -	27.649	127.1	18.405	160.2	46.054
11 -	Out		157.9	51.568	31 -	27.666	125.9	18.435	159.4	46.101
12 -			157.9	46.919	32 -	27.536	127.8	18.428	159.4	45.964
13 -			159.0	46.515	33 -	28.678	117.9	In		8:52.442P
14 -			158.6	46.561	34 -	Out	116.1	20.290	144.0	55.759
15 -			159.8	46.427	35 -	29.009	113.7	18.912	159.4	47.921
16 -			159.0	46.652	36 -	27.912	125.4	18.857	159.8	46.769
17 -			159.8	46.455	37 -	27.701	127.6	18.491	159.0	46.192
18 -		In		5:57.358P	38 -	27.601	127.8	18.493	159.0	46.094
19 -	Out	100.8	20.268	157.5	39 -	27.519	124.3	18.806	158.3	46.325
20 -	28.274	126.4	18.842	158.3	40 -	27.515	128.3	18.454	156.8	45.969
94	Tristan PALMER				THR Racing					
1 -	Out			1:10.777	12 -	31.438	102.8	In		1:17.092P
2 -				52.360	13 -	Out	114.7	19.848	151.5	53.239
3 -			154.6	49.944	14 -	29.807	117.1	In		3:34.799P
4 -				48.291	15 -	Out	111.7	19.987		56.957
5 -				48.450	16 -	28.942	122.7	19.619	154.3	48.561
6 -				47.658	17 -	28.885	123.1	19.338	153.6	48.223
7 -			154.3	48.301	18 -	29.095	120.3	19.374	153.6	48.469
8 -			154.3	48.148	19 -	28.445	122.0	19.367		47.812
9 -			152.5	47.624	20 -	28.283	122.5	19.223	152.5	47.506
10 -		In		23:52.821P	21 -	28.621	120.1	19.476		48.097
11 -	Out	72.0	21.612	149.5	22 -	28.595	121.6	19.193		47.788
111	Malcolm ASHLEY				MAR					
1 -	Out		148.8	1:02.199	16 -			149.8		48.692
2 -			149.5	51.431	17 -			151.5		48.242
3 -			151.8	49.645	18 -			150.8		48.248
4 -			150.8	48.974	19 -	28.893	121.4	19.431	150.1	48.324
5 -			149.8	48.691	20 -	28.728	120.1	19.233	151.5	47.961
6 -			149.8	48.351	21 -	28.609	120.3	19.384	150.8	47.993
7 -			149.8	48.722	22 -	29.558	115.5	In		12:23.567P
8 -			151.1	48.730	23 -	Out	117.3	20.177	149.5	56.421
9 -			149.8	49.020	24 -	29.104	122.5	19.722	148.8	48.826
10 -			148.8	48.699	25 -	28.728	119.8	19.468	150.8	48.196
11 -		In		7:13.424P	26 -	28.656	117.1	19.383	151.5	48.039
12 -	Out		140.4	59.181	27 -	28.674	121.1	19.558	149.1	48.232
13 -			150.5	58.711	28 -	29.053	120.5	19.462	149.5	48.515
14 -			150.8	49.387	29 -	28.806	119.8	19.353	150.8	48.159
15 -			151.1	48.679	30 -	28.874	117.3	19.545	151.5	48.419
112	Sean EMMETT				Samsung Superbike Team					
1 -	Out		149.5	54.270	10 -	Out	114.9	19.748	154.6	54.252
2 -			149.5	50.316	11 -	29.134	121.1	19.272	152.5	48.406
3 -			154.6	49.507	12 -	28.790	119.2	19.293	154.3	48.083
4 -		In		6:01.875P	13 -	28.746	120.7	19.064	154.6	47.810
5 -	Out		137.8	1:00.436	14 -	28.708	119.8	19.141	155.0	47.849
6 -			152.9	49.222	15 -	29.246	118.6	In		2:24.455P
7 -			153.2	52.011	16 -	Out	95.6	19.860	155.7	57.097
8 -			153.9	48.396	17 -	28.718	119.0	19.127	155.0	47.845
9 -		In		24:05.541P						

Brands Hatch Indy
Circuit Length = 1.1986 miles
Start: 14:45 End: 15:36

Weather / Track : Cloudy / Dry

2007 BENNETTS British Superbike Championship & Superbike Cup
FREE PRACTICE 2 - SPEED TRAPS

SECTOR 1				SECTOR 2			FINISH LINE			
POS	NO	NAME	MPH	NO	NAME	MPH	NO	NAME	MPH	
1	36	Gregorio LAVILLA	128.8				4	Jonathan REA	163.7	
2	91	Leon HASLAM	128.3				67	Shane BYRNE	163.3	
3	1	Ryuichi KIYONARI	127.8				66	Tom SYKES	162.5	
4	4	Jonathan REA	127.3				35	Cal CRUTCHLOW	162.1	
5	77	Marty NUTT	126.9				1	Ryuichi KIYONARI	161.3	
6	5	Karl HARRIS	126.6				91	Leon HASLAM	161.3	
7	64	Aaron ZANOTTI	126.6				8	Tommy HILL	160.9	
8	22	Steve PLATER	125.9				2	Ian HUTCHINSON	160.5	
9	3	Michael RUTTER	125.7				64	Aaron ZANOTTI	160.5	
10	67	Shane BYRNE	125.4				9	Chris WALKER	159.4	
11	35	Cal CRUTCHLOW	125.0				77	Marty NUTT	159.4	
12	9	Chris WALKER	124.7				88	Scott SMART	159.4	
13	17	Simon ANDREWS	124.6				5	Karl HARRIS	158.6	
14	8	Tommy HILL	124.5				18	Tommy BRIDEWELL	158.6	
15	66	Tom SYKES	124.5				36	Gregorio LAVILLA	158.6	
16	18	Tommy BRIDEWELL	124.3				22	Steve PLATER	157.9	
17	56	James BUCKINGHAM	124.0				21	Tom TUNSTALL	157.5	
18	88	Scott SMART	123.1				3	Michael RUTTER	156.8	
19	94	Tristan PALMER	123.1				17	Simon ANDREWS	156.8	
20	32	Kenny GILBERTSON	122.5				6	James HAYDON	156.4	
21	111	Malcolm ASHLEY	122.5				26	Chris MARTIN	156.4	
22	2	Ian HUTCHINSON	122.2				112	Sean EMMETT	155.7	
23	21	Tom TUNSTALL	122.0				40	Martin JESSOPP	155.3	
24	26	Chris MARTIN	122.0				27	Paul BARRON	155.0	
25	6	James HAYDON	121.8				94	Tristan PALMER	154.6	
26	65	John INGRAM	121.4				12	Dean THOMAS	154.3	
27	28	Neil FAULKNER	121.1				65	John INGRAM	154.3	
28	112	Sean EMMETT	121.1				34	Guy MARTIN	153.9	
29	40	Martin JESSOPP	118.8				56	James BUCKINGHAM	153.6	
30	27	Paul BARRON	118.6				32	Kenny GILBERTSON	152.5	
31	12	Dean THOMAS	117.7				28	Neil FAULKNER	152.2	
32	34	Guy MARTIN	116.5				111	Malcolm ASHLEY	151.8	
33							68	David JOHNSON	150.8	

2007 BENNETTS British Superbike Championship & Superbike Cup

FREE PRACTICE 2 - BEST SECTORS

SECTOR 1			SECTOR 2			IDEAL / BEST COMPARISON						
POS	NO	NAME	TIME	NO	NAME	TIME	POS	NO	NAME	IDEAL	BEST	DIFF
1	4	REA	27.337	67	BYRNE	18.339	1	67	BYRNE	45.691	45.691	0.000
2	1	KIYONARI	27.352	36	LAVILLA	18.341	2	36	LAVILLA	45.735	45.787	0.052
3	67	BYRNE	27.352	91	HASLAM	18.405	3	4	REA	45.758	45.771	0.013
4	36	LAVILLA	27.394	4	REA	18.421	4	1	KIYONARI	45.790	45.848	0.058
5	35	CRUTCHLOW	27.476	35	CRUTCHLOW	18.422	5	35	CRUTCHLOW	45.898	45.902	0.004
6	91	HASLAM	27.515	1	KIYONARI	18.438	6	91	HASLAM	45.920	45.964	0.044
7	5	HARRIS	27.540	5	HARRIS	18.489	7	5	HARRIS	46.029	46.084	0.055
8	66	SYKES	27.653	66	SYKES	18.568	8	66	SYKES	46.221	46.221	0.000
9	9	WALKER	27.723	8	HILL	18.712	9	9	WALKER	46.490	46.581	0.091
10	3	RUTTER	27.832	3	RUTTER	18.713	10	3	RUTTER	46.545	46.626	0.081
11	22	PLATER	27.880	2	HUTCHINSON	18.761	11	22	PLATER	46.686	46.749	0.063
12	88	SMART	27.913	9	WALKER	18.767	12	2	HUTCHINSON	46.760	46.850	0.090
13	77	NUTT	27.935	22	PLATER	18.806	13	8	HILL	46.804	46.804	0.000
14	2	HUTCHINSON	27.999	88	SMART	18.903	14	88	SMART	46.816	46.836	0.020
15	8	HILL	28.092	6	HAYDON	18.904	15	77	NUTT	46.926	46.926	0.000
16	56	BUCKINGHAM	28.094	17	ANDREWS	18.915	16	6	HAYDON	47.028	47.053	0.025
17	6	HAYDON	28.124	64	ZANOTTI	18.974	17	17	ANDREWS	47.079	47.079	0.000
18	64	ZANOTTI	28.124	77	NUTT	18.991	18	64	ZANOTTI	47.098	47.098	0.000
19	26	MARTIN	28.152	26	MARTIN	19.000	19	56	BUCKINGHAM	47.134	47.157	0.023
20	17	ANDREWS	28.164	28	FAULKNER	19.006	20	26	MARTIN	47.152	47.152	0.000
21	21	TUNSTALL	28.250	56	BUCKINGHAM	19.040	21	21	TUNSTALL	47.338	47.435	0.097
22	94	PALMER	28.283	12	THOMAS	19.042	22	12	THOMAS	47.387	47.387	0.000
23	12	THOMAS	28.345	112	EMMETT	19.064	23	28	FAULKNER	47.409	47.409	0.000
24	28	FAULKNER	28.403	21	TUNSTALL	19.088	24	94	PALMER	47.476	47.506	0.030
25	18	BRIDEWELL	28.478	18	BRIDEWELL	19.136	25	18	BRIDEWELL	47.614	47.664	0.050
26	32	GILBERTSON	28.579	94	PALMER	19.193	26	112	EMMETT	47.772	47.810	0.038
27	111	ASHLEY	28.609	111	ASHLEY	19.233	27	32	GILBERTSON	47.817	47.817	0.000
28	112	EMMETT	28.708	32	GILBERTSON	19.238	28	111	ASHLEY	47.842	47.961	0.119
29	34	MARTIN	28.772	40	JESSOPP	19.281	29	27	BARRON	48.089	48.101	0.012
30	27	BARRON	28.789	65	INGRAM	19.294	30	40	JESSOPP	48.154	48.154	0.000
31	40	JESSOPP	28.873	27	BARRON	19.300	31	65	INGRAM	48.191	48.252	0.061
32	65	INGRAM	28.897	34	MARTIN	19.609	32	34	MARTIN	48.381	48.582	0.201
33	68	JOHNSON		68	JOHNSON		33	68	JOHNSON	48.381	48.845	0.000
									Perfect lap	45.676		

MCRCB BULLETIN TK013

2007 BENNETTS British Superbike Championship & Superbike Cup FREE PRACTICE 3 - CLASSIFICATION

POS	NO	CL	NAME	NAT	ENTRY	TIME	ON	LAPS	GAP	DIFF	MPH
1	36		Gregorio LAVILLA	ESP	Ducati - Airwaves Ducati	45.368	42	42			95.11
2	4		Jonathan REA	GBR	Honda - HM Plant Honda	45.523	31	41	0.155	0.155	94.78
3	5		Karl HARRIS	GBR	Honda - Hydrex Honda	45.577	33	45	0.209	0.054	94.67
4	1		Ryuichi KIYONARI	JPN	Honda - HM Plant Honda	45.687	34	49	0.319	0.110	94.44
5	35		Cal CRUTCHLOW	GBR	Suzuki - Rizla Suzuki	45.752	49	49	0.384	0.065	94.31
6	67		Shane BYRNE	GBR	Honda - Stobart Vent Axia Motorsport	45.773	22	46	0.405	0.021	94.27
7	66		Tom SYKES	GBR	Honda - Stobart Vent Axia Motorsport	45.808	31	46	0.440	0.035	94.19
8	91		Leon HASLAM	GBR	Ducati - Airwaves Ducati	45.871	28	48	0.503	0.063	94.06
9	8		Tommy HILL	GBR	Yamaha - Virgin Media Optoma Loans	46.321	33	40	0.953	0.450	93.15
10	9		Chris WALKER	GBR	Suzuki - Rizla Suzuki	46.330	8	13	0.962	0.009	93.13
11	2		Ian HUTCHINSON	GBR	Honda - Bike Animal Honda	46.390	31	40	1.022	0.060	93.01
12	3		Michael RUTTER	GBR	Kawasaki - Isilon MSS Discovery Kawasaki	46.392	20	33	1.024	0.002	93.01
13	6		James HAYDON	GBR	Kawasaki - Hawk Colchester Kawasaki	46.568	38	43	1.200	0.176	92.66
14	88		Scott SMART	GBR	Kawasaki - Hawk Colchester Kawasaki	46.574	36	39	1.206	0.006	92.64
15	77		Marty NUTT	GBR	Yamaha - Virgin Media Optoma Loans	46.647	39	42	1.279	0.073	92.50
16	22		Steve PLATER	GBR	Yamaha - AIM Racing	46.722	19	32	1.354	0.075	92.35
17	17		Simon ANDREWS	GBR	Yamaha - Jentin Racing/Lloyds British	46.805	31	44	1.437	0.083	92.19
18	94	C	Tristan PALMER	GBR	Honda - THR Racing	46.921	18	38	1.553	0.116	91.96
19	112		Sean EMMETT	GBR	Suzuki - Samsung Superbike Team	46.949	15	37	1.581	0.028	91.90
20	64		Aaron ZANOTTI	GBR	Honda - Hydrex Honda	46.990	42	42	1.622	0.041	91.82
21	21	C	Tom TUNSTALL	GBR	Honda - Hardinge - Ice Valley Motorsport	47.002	32	44	1.634	0.012	91.80
22	56	C	James BUCKINGHAM	GBR	Honda - Quay Garage	47.059	35	48	1.691	0.057	91.69
23	12		Dean THOMAS	AUS	Suzuki - Samsung Superbike Team	47.084	23	34	1.716	0.025	91.64
24	65		John INGRAM	GBR	Yamaha - SMT Yamaha	47.247	36	37	1.879	0.163	91.32
25	28	C	Neil FAULKNER	GBR	Yamaha - Team Emco - NSF Racing	47.394	19	35	2.026	0.147	91.04
26	26		Chris MARTIN	GBR	Honda - Red Viper Racing	47.398	10	16	2.030	0.004	91.03
27	18		Tommy BRIDEWELL	GBR	Suzuki - Team NB	47.499	24	34	2.131	0.101	90.84
28	68		David JOHNSON	AUS	Honda - PR Branson Honda Racing	47.559	36	41	2.191	0.060	90.73
29	27	C	Paul BARRON	IRL	Yamaha - PBM Racing Ireland	47.713	38	40	2.345	0.154	90.43
30	34		Guy MARTIN	GBR	Yamaha - Ezylet Phase One	47.786	25	25	2.418	0.073	90.29
31	40		Martin JESSOPP	GBR	Honda - Riders Racing	47.786	43	48	2.418	0.000	90.29
32	32	C	Kenny GILBERTSON	GBR	Kawasaki - Astro / KS Kawasaki	47.828	12	19	2.460	0.042	90.22
33	111	C	Malcolm ASHLEY	GBR	Kawasaki - MAR	47.891	10	33	2.523	0.063	90.10

Weather / Track : Sunny / Dry

These results are provisional until the conclusion of any judicial and technical matters.

Brands Hatch Indy
Circuit Length = 1.1986 miles
Start: 09:50 End: 10:49

Race Director :	Stewards :	Timekeeper :
-----------------	------------	--------------

2007 BENNETTS British Superbike Championship & Superbike Cup
FREE PRACTICE 3 - SECTOR ANALYSIS

5-	28.721	118.8	19.097	157.2	47.818	21-	28.818	121.4	19.098	157.5	47.916
6-	32.587	94.1	19.709	157.2	52.296	22-	28.113	122.5	19.012	156.1	47.125
7-	30.159	90.7	In		8:14.826P	23-	31.317	107.7	In		4:57.753P
8-	Out	111.8	20.175	152.9	52.929	24-	Out	116.3	19.670	149.8	52.047
9-			In		10:57.786P	25-	30.472	77.6	20.319	154.6	50.791
10-	Out	113.6	19.435	156.8	55.065	26-	28.211	122.9	18.990	156.1	47.201
11-	28.830	120.9	18.907	157.2	47.737	27-	28.111	121.6	18.975	157.2	47.086
12-	28.342	122.0	18.821	158.3	47.163	28-	28.989	103.2	20.746	122.2	49.735
13-	28.049	123.8	18.709	157.9	46.758	29-	31.316	101.8	In		6:17.398P
14-	28.191	120.3	18.810	157.2	47.001	30-	Out	113.4	19.463	154.3	51.656
15-	28.287	121.8	18.877	156.1	47.164	31-	28.802	118.8	20.926	154.3	49.728
16-	28.066	117.3	19.200	157.2	47.266	32-	28.484	124.0	19.002	157.5	47.486
26	Chris MARTIN	Red Viper Racing									
1-	Out	90.8	21.291	144.9	1:02.109	9-	28.731	116.7	19.097	155.3	47.828
2-	31.269	107.0	20.507	147.8	51.776	10-	28.331	119.0	19.067	156.4	47.398
3-	29.733	112.2	19.481	149.8	49.214	11-	28.233	118.4	19.280	153.2	47.513
4-	28.735	116.9	19.057	155.7	47.792	12-	28.712	108.2	In		8:45.759P
5-	28.451	116.3	19.048	152.9	47.499	13-	Out	96.7	20.771	151.1	55.268
6-	29.046	114.5	In		5:39.096P	14-	28.870	118.6	19.142	152.9	48.012
7-	Out	103.7	20.452	132.4	55.421	15-	28.529	118.6	18.946	157.5	47.475
8-	34.757	92.7	21.415	145.3	56.172	16-	28.635	116.7	19.122	153.6	47.757
27	Paul BARRON	PBM Racing Ireland									
1-	Out	89.7	21.434	135.6	1:00.396	21-	29.012	116.9	19.545	154.3	48.557
2-	31.432	105.5	20.143	149.8	51.575	22-	30.897	91.9	In		11:12.067P
3-	30.170	109.1	19.835	151.8	50.005	23-	Out	44.2	22.848	147.8	1:10.718
4-	29.942	109.3	19.676	153.6	49.618	24-	29.849	115.7	19.791		49.640
5-	29.515	114.9	19.556	153.2	49.071	25-	29.537	116.3	19.704	156.1	49.241
6-	29.317	113.2	19.511	154.3	48.828	26-	29.304	115.5	19.389	156.4	48.693
7-	29.321	108.2	In		4:20.332P	27-	28.888	118.8	19.243	154.6	48.131
8-	Out	107.0	20.055	152.9	58.741	28-	28.757	117.1	19.203	154.6	47.960
9-	29.325	114.7	19.615	153.6	48.940	29-	28.716	117.3	19.354	151.5	48.070
10-	29.163	114.1	19.616	152.9	48.779	30-	28.880	120.9	19.302	153.9	48.182
11-	28.912	116.3	19.492	153.6	48.404	31-	29.018	115.5	19.352	155.3	48.370
12-	29.361	115.3	19.460	152.2	48.821	32-	28.593	115.9	19.309	155.0	47.902
13-	29.220	115.7	19.449	153.9	48.669	33-	28.801	116.1	19.251	155.3	48.052
14-			In		9:44.605P	34-	28.556	116.9	19.330	152.9	47.886
15-	Out	37.0	36.699	127.8	1:19.600	35-	28.909	114.1	19.277	154.6	48.186
16-	30.920	111.8	20.294	153.2	51.214	36-	28.794	113.6	19.409	155.0	48.203
17-	29.889	116.1	19.474	154.3	49.363	37-	29.156	117.1	19.741	155.0	48.897
18-	29.306	116.3	19.481	154.6	48.787	38-	28.521	116.1	19.192	156.1	47.713
19-	29.019	116.7	19.632	152.9	48.651	39-	28.733	118.6	19.278	155.0	48.011
20-	28.800	117.1	19.515	152.9	48.315	40-	28.607	116.7	19.190	152.2	47.797
28	Neil FAULKNER	Team Emco - NSF Racing									
1-	Out	110.6	20.208	147.2	55.631	19-	28.434	122.9	18.960	149.8	47.394
2-	29.486	118.8	19.637	149.8	49.123	20-	28.718	117.9	19.097	149.1	47.815
3-	29.689	109.8	19.870	152.5	49.559	21-	28.713	121.1	19.184	148.5	47.897
4-	29.311	121.6	19.368	151.5	48.679	22-	28.912	119.8	19.145	147.8	48.057
5-	29.237	115.7	19.305	151.1	48.542	23-	28.642	121.1	19.252	148.5	47.894
6-	29.004	121.1	19.045		48.049	24-	32.362	105.0	In		10:23.347P
7-	28.814	118.1	19.201	149.1	48.015	25-	Out	114.5	19.485	147.8	53.473
8-	28.885	119.4	19.172	148.8	48.057	26-	28.740	120.7	18.999		47.739
9-	28.996	121.1	19.068	148.5	48.064	27-	28.322	119.8	19.094		47.416
10-	28.878	119.4	19.189		48.067	28-	28.880	119.0	19.216	148.5	48.096
11-	28.833	120.1	19.091	149.1	47.924	29-	28.969	119.0	19.096	150.1	48.065
12-	28.781	117.9	19.288	148.1	48.069	30-	28.386	117.5	19.072	148.1	47.458
13-	29.663	117.3	In		13:15.661P	31-	28.985	116.1	19.275	148.1	48.260
14-	Out	113.4	19.714	149.1	53.801	32-	28.704	118.8	19.130	147.8	47.834
15-	29.005	120.1	19.274	147.8	48.279	33-	29.001	120.3	19.153	148.5	48.154
16-	29.172	118.6	18.920	148.5	48.092	34-	28.779	119.0	19.257	147.5	48.036
17-	29.225	115.7	19.682		48.907	35-	29.094	118.4	19.187		48.281
18-	28.585	121.4	19.021	150.1	47.606						

Brands Hatch Indy
 Circuit Length = 1.1986 miles
 Start: 09:50 End: 10:49

Weather / Track : Sunny / Dry

2007 BENNETTS British Superbike Championship & Superbike Cup

FREE PRACTICE 3 - SECTOR ANALYSIS

32		Kenny GILBERTSON		Astro / KS Kawasaki							
1 -	Out	96.6	21.313	146.2	1:01.067	11 -	29.204	119.0	19.467	151.8	48.671
2 -	30.794	109.8	19.932	151.1	50.726	12 -	28.552	119.4	19.276	152.2	47.828
3 -	30.104	107.5	19.670	150.8	49.774	13 -	28.743	120.5	19.325	152.5	48.068
4 -	29.067	117.5	19.445	151.1	48.512	14 -	29.897	115.9	19.536	149.8	49.433
5 -	28.979	117.1	19.280	150.8	48.259	15 -	28.681	119.0	19.486	148.8	48.167
6 -	28.649	117.7	19.293	150.8	47.942	16 -	28.743	118.6	19.642	148.1	48.385
7 -	28.735	120.3	19.402	149.5	48.137	17 -	30.444	104.9	In		3:56.066P
8 -	28.936	119.4	In		16:02.480P	18 -	Out	108.1	20.144	149.8	56.918
9 -	Out	107.5	20.165	150.1	55.448	19 -	29.217	115.1	19.733	149.5	48.950
10 -	29.163	116.3	19.336	151.1	48.499						
34		Guy MARTIN		Ezylet Phase One							
1 -	Out	107.9	20.555	151.1	53.515	14 -	28.911	117.9	19.537	152.9	48.448
2 -	30.814	100.6	20.056	152.5	50.870	15 -	28.572	116.1	19.700	152.9	48.272
3 -	29.866	110.9	19.679	152.9	49.545	16 -	28.645	116.5	19.604	153.9	48.249
4 -	29.485	109.8	19.697	153.6	49.182	17 -	28.555	117.5	19.481	153.2	48.036
5 -	29.509	113.0	19.559	153.2	49.068	18 -	28.800	117.7	19.396	153.6	48.196
6 -	29.218	119.2	19.390	155.3	48.608	19 -	28.602	118.6	19.389	153.6	47.991
7 -	30.635	106.0	19.875	153.9	50.510	20 -	28.577	112.6	19.531	155.0	48.108
8 -	28.962	116.1	19.460	154.3	48.422	21 -	28.584	117.3	19.312	153.2	47.896
9 -	28.870	115.1	19.503	152.9	48.373	22 -	32.411	92.4	In		4:50.637P
10 -	28.804	114.5	19.418	152.9	48.222	23 -	Out	103.9	20.065	153.2	56.695
11 -	29.059	113.0	In		32:57.465P	24 -	29.264	111.3	19.571	153.2	48.835
12 -	Out	109.5	20.385	151.5	53.002	25 -	28.665	119.0	19.121	154.6	47.786
13 -	29.668	109.7	19.790	155.7	49.458						
35		Cal CRUTCHLOW		Rizla Suzuki							
1 -	Out	107.7	20.108		54.605	26 -	27.724	123.8	19.585		47.309
2 -	34.844	41.4	22.793		57.637	27 -	27.691	122.5	18.661		46.352
3 -	28.563	111.3	19.170		47.733	28 -	27.543	120.9	18.496		46.039
4 -	28.091	113.4	18.914		47.005	29 -	28.047	111.8	19.141		47.188
5 -	27.866	120.1	18.724		46.590	30 -	27.637	121.4	18.580		46.217
6 -	27.828	119.4	18.518		46.346	31 -	27.596	122.0	18.525		46.121
7 -	28.061	116.9	18.967		47.028	32 -	29.528	116.9	In		6:34.413P
8 -	27.509	121.1	18.528		46.037	33 -	Out	46.2	20.639		1:00.630
9 -	27.895	119.4	18.894		46.789	34 -	28.327	122.5	18.868		47.195
10 -	27.910	115.9	19.101		47.011	35 -	27.975	123.6	18.727		46.702
11 -	27.664	116.7	18.935		46.599	36 -	27.393	122.9	18.444		45.837
12 -	27.532	124.7	18.609		46.141	37 -	28.247	115.1	19.103		47.350
13 -	27.682	125.4	18.613		46.295	38 -	27.531	124.5	18.495		46.026
14 -	28.184	118.6	18.969	156.8	47.153	39 -	27.582	122.5	18.510		46.092
15 -	27.534	125.9	18.780		46.314	40 -	27.288	122.7	18.609		45.897
16 -	27.549	122.7	18.699		46.248	41 -	29.227	101.1	19.275		48.502
17 -	28.626	117.1	In		12:01.334P	42 -	27.456	122.7	18.562		46.018
18 -	Out	57.9	22.125		1:11.160	43 -	27.426	123.1	18.438		45.864
19 -	29.361	120.1	19.231		48.592	44 -	27.349	124.5	18.460		45.809
20 -	28.703	118.4	18.989		47.692	45 -	27.316	125.4	18.458		45.774
21 -	27.961	119.0	18.739		46.700	46 -	28.247	118.8	19.050	153.9	47.297
22 -	27.696	124.3	18.699		46.395	47 -	28.382	114.7	19.211	152.9	47.593
23 -	27.559	122.9	18.475		46.034	48 -	33.289	90.4	19.126		52.415
24 -	27.851	120.3	18.916		46.767	49 -	27.377	124.3	18.375		45.752
25 -	27.757	122.0	18.508		46.265						
36		Gregorio LAVILLA		Airwaves Ducati							
1 -	Out	105.7	20.429	140.7	55.312	22 -	27.421	129.1	18.439	157.2	45.860
2 -	30.900	113.2	In		2:37.753P	23 -	27.356	127.1	18.394	157.2	45.750
3 -	Out	115.5	19.245	156.1	54.610	24 -	28.883	115.5	In		4:24.977P
4 -	28.363	124.0	18.673		47.036	25 -	Out	100.5	20.847	140.4	57.164
5 -	27.891	123.6	18.541	156.4	46.432	26 -	31.844	92.8	19.583	152.2	51.427
6 -	27.591	127.1	18.457	157.5	46.048	27 -	31.485	106.7	19.947	143.7	51.432
7 -	27.479	129.3	18.472	157.2	45.951	28 -	46.872	86.1	21.188	155.0	1:08.060
8 -	27.459	128.1	18.430	157.2	45.889	29 -	27.827	124.3	18.492	157.5	46.319
9 -	27.450	126.4	18.350		45.800	30 -	27.273	128.6	18.214	158.6	45.487

Brands Hatch Indy
Circuit Length = 1.1986 miles
Start: 09:50 End: 10:49

Weather / Track : Sunny / Dry

MCRCB BULLETIN TK014

2007 BENNETTS British Superbike Championship & Superbike Cup

FREE PRACTICE 3 - SECTOR ANALYSIS

9 -	Out	109.1	20.647	57.413	28 -	28.638	119.6	19.621	48.259		
10 -			In	9:19.511P	29 -	31.517	111.7	In	4:34.637P		
11 -	Out	102.9	20.093	1:02.038	30 -	Out	111.1	20.216	1:02.494		
12 -	29.227	123.8	19.476	48.703	31 -	29.009	120.9	19.311	48.320		
13 -	28.950	120.9	19.296	48.246	32 -	28.479	126.6	19.147	47.626		
14 -	28.807	119.4	19.176	47.983	33 -	28.337	121.1	19.316	47.653		
15 -	28.347	122.5	18.970	47.317	34 -	27.939	126.6	19.838	47.777		
16 -	28.162	124.0	18.946	47.108	35 -	34.509	54.6	20.974	55.483		
17 -	28.152	124.0	19.038	47.190	36 -	28.236	127.3	19.207	47.443		
18 -	27.989	125.2	18.932	46.921	37 -	28.225	123.1	19.304	47.529		
19 -	28.444	114.9	In	6:25.128P	38 -	28.164	125.4	19.025	47.189		
111		Malcolm ASHLEY				MAR					
1 -				51.585	18 -	Out	103.7	20.604	1:01.451		
2 -				6:10.801	19 -	30.105	102.3	20.899	51.004		
3 -				1:38.399	20 -	29.184	117.9	19.595	149.5		
4 -				47.921	21 -	28.706	124.3	19.800	48.506		
5 -				48.198	22 -	28.741	120.3	19.373	48.114		
6 -			In	11:43.669P	23 -	28.945	121.4	19.575	48.520		
7 -	Out	117.9	19.887	51.475	24 -	28.760	119.6	19.411	150.5		
8 -	29.674	119.6	19.709	49.383	25 -	28.852	119.4	19.547	48.399		
9 -	29.532	119.8	19.491	150.5	26 -	28.815	118.4	19.523	48.338		
10 -	28.533	119.4	19.358	151.1	27 -	29.037	118.6	19.322	48.359		
11 -	29.319	120.3	19.261	48.580	28 -	28.834	116.5	19.602	48.436		
12 -	29.204	116.7	19.354	48.558	29 -	29.413	103.9	In	4:19.739P		
13 -	28.802	120.1	19.534	48.336	30 -	Out	108.2	19.757	57.994		
14 -	28.633	119.6	19.381	48.014	31 -	28.839	117.9	19.448	48.287		
15 -	28.689	118.6	19.426	48.115	32 -	28.895	119.2	19.490	48.385		
16 -	28.741	119.0	19.830	48.571	33 -	28.738	120.3	19.438	48.176		
17 -	31.944	99.7	In	8:59.337P							
112		Sean EMMETT				Samsung Superbike Team					
1 -	Out	109.7	19.604	155.0	54.412	20 -	28.413	120.9	18.953	154.3	47.366
2 -	29.782	119.4	19.265	153.6	49.047	21 -	30.034	105.2	21.151	148.5	51.185
3 -	29.035	119.8	19.192	153.6	48.227	22 -	30.563	87.8	20.596		51.159
4 -	28.831	118.4	19.072	153.2	47.903	23 -	28.497	117.9	18.803	156.4	47.300
5 -	31.169	105.2	In	4:59.956P	48.580	24 -	28.217	120.3	18.845	156.8	47.062
6 -	Out	87.2	23.167	149.8	58.843	25 -	28.289	121.6	19.013	153.9	47.302
7 -	28.836	122.0	19.079	153.2	47.915	26 -	28.246	123.8	20.785	141.0	49.031
8 -	28.484	123.4	19.045		47.529	27 -	31.568	61.9	25.160	123.6	56.728
9 -	28.591	122.7	19.276	153.6	47.867	28 -	38.018	76.6	In		5:06.725P
10 -	28.559	121.8	19.116	153.9	47.675	29 -	Out	73.7	24.779	155.3	1:04.875
11 -	32.861	89.6	In	10:20.191P	51.290	30 -	28.644	118.8	19.020	154.6	47.664
12 -	Out	113.4	19.417	155.0	47.647	31 -	28.170	123.8	19.058	152.9	47.228
13 -	28.568	122.5	19.079	155.3	47.006	32 -	34.344	64.7	21.083	154.3	55.427
14 -	28.176	126.4	18.830	156.8	47.006	33 -	28.341	122.0	18.957	155.0	47.298
15 -	28.231	123.8	18.718	156.8	46.949	34 -	32.352	97.8	26.013		58.365
16 -	28.294	121.6	18.957	156.8	47.251	35 -	28.326	118.1	19.070	153.9	47.396
17 -	33.695	110.4	In	8:52.486P	55.125	36 -	28.187	122.0	18.933	156.1	47.120
18 -	Out	96.1	20.645	146.2	49.012	37 -	28.112	118.1	18.998	156.8	47.110
19 -	29.938	119.4	19.074								

Brands Hatch Indy
 Circuit Length = 1.1986 miles
 Start: 09:50 End: 10:49

Weather / Track : Sunny / Dry

MCRCB BULLETIN TK015

2007 BENNETTS British Superbike Championship & Superbike Cup FREE PRACTICE 3 - SPEED TRAPS

SECTOR 1				SECTOR 2			FINISH LINE			
POS	NO	NAME	MPH	NO	NAME	MPH	NO	NAME	MPH	
1	36	Gregorio LAVILLA	129.3				4	Jonathan REA	163.7	
2	91	Leon HASLAM	128.8				67	Shane BYRNE	163.3	
3	1	Ryuichi KIYONARI	128.6				66	Tom SYKES	162.5	
4	5	Karl HARRIS	128.6				2	Ian HUTCHINSON	161.7	
5	77	Marty NUTT	128.3				1	Ryuichi KIYONARI	160.9	
6	94	Tristan PALMER	127.3				8	Tommy HILL	160.5	
7	67	Shane BYRNE	126.9				18	Tommy BRIDEWELL	160.2	
8	4	Jonathan REA	126.6				64	Aaron ZANOTTI	160.2	
9	112	Sean EMMETT	126.4				88	Scott SMART	159.8	
10	8	Tommy HILL	126.1				91	Leon HASLAM	159.8	
11	66	Tom SYKES	126.1				5	Karl HARRIS	159.0	
12	35	Cal CRUTCHLOW	125.9				36	Gregorio LAVILLA	158.6	
13	64	Aaron ZANOTTI	125.4				77	Marty NUTT	158.6	
14	18	Tommy BRIDEWELL	124.5				21	Tom TUNSTALL	158.3	
15	111	Malcolm ASHLEY	124.3				22	Steve PLATER	158.3	
16	17	Simon ANDREWS	124.0				17	Simon ANDREWS	157.9	
17	22	Steve PLATER	124.0				6	James HAYDON	157.5	
18	56	James BUCKINGHAM	123.8				26	Chris MARTIN	157.5	
19	2	Ian HUTCHINSON	123.6				35	Cal CRUTCHLOW	156.8	
20	88	Scott SMART	123.1				112	Sean EMMETT	156.8	
21	28	Neil FAULKNER	122.9				27	Paul BARRON	156.4	
22	9	Chris WALKER	122.7				12	Dean THOMAS	156.1	
23	21	Tom TUNSTALL	122.5				65	John INGRAM	156.1	
24	3	Michael RUTTER	122.2				3	Michael RUTTER	155.7	
25	65	John INGRAM	122.0				34	Guy MARTIN	155.7	
26	6	James HAYDON	121.6				56	James BUCKINGHAM	155.0	
27	27	Paul BARRON	120.9				68	David JOHNSON	154.6	
28	68	David JOHNSON	120.9				94	Tristan PALMER	154.6	
29	32	Kenny GILBERTSON	120.5				28	Neil FAULKNER	152.5	
30	34	Guy MARTIN	119.2				32	Kenny GILBERTSON	152.5	
31	26	Chris MARTIN	119.0				111	Malcolm ASHLEY	151.1	
32	12	Dean THOMAS	118.4							
33	40	Martin JESSOPP	118.4							

Weather / Track : Sunny / Dry

www.msttiming.com

Brands Hatch Indy
Circuit Length = 1.1986 miles
Start: 09:50 End: 10:49

Printed - 10.50 Saturday, 13 October 2007

MCRCB BULLETIN TK016

2007 BENNETTS British Superbike Championship & Superbike Cup FREE PRACTICE 3 - BEST SECTORS

SECTOR 1			SECTOR 2			IDEAL / BEST COMPARISON						
POS	NO	NAME	TIME	NO	NAME	TIME	POS	NO	NAME	IDEAL	BEST	DIFF
1	4	REA	27.151	36	LAVILLA	18.202	1	36	LAVILLA	45.368	45.368	0.000
2	36	LAVILLA	27.166	4	REA	18.327	2	4	REA	45.478	45.523	0.045
3	1	KIYONARI	27.214	91	HASLAM	18.331	3	5	HARRIS	45.557	45.577	0.020
4	5	HARRIS	27.224	5	HARRIS	18.333	4	1	KIYONARI	45.613	45.687	0.074
5	35	CRUTCHLOW	27.288	67	BYRNE	18.370	5	35	CRUTCHLOW	45.663	45.752	0.089
6	66	SYKES	27.312	35	CRUTCHLOW	18.375	6	67	BYRNE	45.689	45.773	0.084
7	67	BYRNE	27.319	1	KIYONARI	18.399	7	91	HASLAM	45.768	45.871	0.103
8	91	HASLAM	27.437	66	SYKES	18.492	8	66	SYKES	45.804	45.808	0.004
9	9	WALKER	27.650	2	HUTCHINSON	18.510	9	2	HUTCHINSON	46.259	46.390	0.131
10	88	SMART	27.670	8	HILL	18.548	10	8	HILL	46.312	46.321	0.009
11	6	HAYDON	27.708	3	RUTTER	18.603	11	9	WALKER	46.324	46.330	0.006
12	2	HUTCHINSON	27.749	9	WALKER	18.674	12	3	RUTTER	46.392	46.392	0.000
13	8	HILL	27.764	22	PLATER	18.709	13	6	HAYDON	46.499	46.568	0.069
14	77	NUTT	27.785	112	EMMETT	18.718	14	88	SMART	46.557	46.574	0.017
15	3	RUTTER	27.789	6	HAYDON	18.791	15	22	PLATER	46.609	46.722	0.113
16	22	PLATER	27.900	65	INGRAM	18.825	16	77	NUTT	46.635	46.647	0.012
17	94	PALMER	27.939	77	NUTT	18.850	17	17	ANDREWS	46.805	46.805	0.000
18	17	ANDREWS	27.951	17	ANDREWS	18.854	18	112	EMMETT	46.830	46.949	0.119
19	64	ZANOTTI	27.984	21	TUNSTALL	18.886	19	94	PALMER	46.871	46.921	0.050
20	21	TUNSTALL	28.047	88	SMART	18.887	20	64	ZANOTTI	46.872	46.990	0.118
21	56	BUCKINGHAM	28.052	64	ZANOTTI	18.888	21	21	TUNSTALL	46.933	47.002	0.069
22	112	EMMETT	28.112	28	FAULKNER	18.920	22	56	BUCKINGHAM	47.059	47.059	0.000
23	12	THOMAS	28.135	94	PALMER	18.932	23	12	THOMAS	47.084	47.084	0.000
24	26	MARTIN	28.233	26	MARTIN	18.946	24	65	INGRAM	47.117	47.247	0.130
25	65	INGRAM	28.292	12	THOMAS	18.949	25	26	MARTIN	47.179	47.398	0.219
26	28	FAULKNER	28.322	68	JOHNSON	18.984	26	28	FAULKNER	47.242	47.394	0.152
27	18	BRIDEWELL	28.380	18	BRIDEWELL	18.994	27	18	BRIDEWELL	47.374	47.499	0.125
28	40	JESSOPP	28.514	56	BUCKINGHAM	19.007	28	68	JOHNSON	47.501	47.559	0.058
29	68	JOHNSON	28.517	34	MARTIN	19.121	29	34	MARTIN	47.676	47.786	0.110
30	27	BARRON	28.521	27	BARRON	19.190	30	27	BARRON	47.711	47.713	0.002
31	111	ASHLEY	28.533	40	JESSOPP	19.239	31	40	JESSOPP	47.753	47.786	0.033
32	32	GILBERTSON	28.552	111	ASHLEY	19.261	32	111	ASHLEY	47.794	47.891	0.097
33	34	MARTIN	28.555	32	GILBERTSON	19.276	33	32	GILBERTSON	47.828	47.828	0.000
Perfect lap										45.353		

Brands Hatch Indy
Circuit Length = 1.1986 miles
Start: 09:50 End: 10:49

Weather / Track : Sunny / Dry

www.msttiming.com

Printed - 10.50 Saturday, 13 October 2007

MCRCB BULLETIN TK043

2007 BENNETTS British Superbike Championship & Superbike Cup QUALIFYING - CLASSIFICATION

POS	NO	CL	NAME	NAT	ENTRY	TIME	ON	LAPS	GAP	DIFF	MPH
1	36		Gregorio LAVILLA	ESP	Ducati - Airwaves Ducati	45.190	39	49			95.48
2	66		Tom SYKES	GBR	Honda - Stobart Vent Axia Motorsport	45.381	20	46	0.191	0.191	95.08
3	4		Jonathan REA	GBR	Honda - HM Plant Honda	45.383	37	41	0.193	0.002	95.08
4	67		Shane BYRNE	GBR	Honda - Stobart Vent Axia Motorsport	45.384	19	38	0.194	0.001	95.07
5	1		Ryuichi KIYONARI	JPN	Honda - HM Plant Honda	45.385	27	45	0.195	0.001	95.07
6	35		Cal CRUTCHLOW	GBR	Suzuki - Rizla Suzuki	45.450	26	30	0.260	0.065	94.94
7	91		Leon HASLAM	GBR	Ducati - Airwaves Ducati	45.484	40	48	0.294	0.034	94.86
8	5		Karl HARRIS	GBR	Honda - Hydrex Honda	45.564	26	37	0.374	0.080	94.70
9	6		James HAYDON	GBR	Kawasaki - Hawk Colchester Kawasaki	45.970	34	39	0.780	0.406	93.86
10	2		Ian HUTCHINSON	GBR	Honda - Bike Animal Honda	46.074	37	38	0.884	0.104	93.65
11	9		Chris WALKER	GBR	Suzuki - Rizla Suzuki	46.077	29	34	0.887	0.003	93.64
12	3		Michael RUTTER	GBR	Kawasaki - Isilon MSS Discovery Kawasaki	46.082	32	36	0.892	0.005	93.63
13	22		Steve PLATER	GBR	Yamaha - AIM Racing	46.160	30	42	0.970	0.078	93.48
14	12		Dean THOMAS	AUS	Suzuki - Samsung Superbike Team	46.172	20	20	0.982	0.012	93.45
15	94	C	Tristan PALMER	GBR	Honda - THR Racing	46.303	36	36	1.113	0.131	93.19
16	77		Marty NUTT	GBR	Yamaha - Virgin Media Optoma Loans	46.306	44	46	1.116	0.003	93.18
17	8		Tommy HILL	GBR	Yamaha - Virgin Media Optoma Loans	46.407	24	38	1.217	0.101	92.98
18	88		Scott SMART	GBR	Kawasaki - Hawk Colchester Kawasaki	46.453	37	41	1.263	0.046	92.89
19	56	C	James BUCKINGHAM	GBR	Honda - Quay Garage	46.517	18	33	1.327	0.064	92.76
20	17		Simon ANDREWS	GBR	Yamaha - Jentin Racing/Lloyds British	46.556	33	33	1.366	0.039	92.68
21	64		Aaron ZANOTTI	GBR	Honda - Hydrex Honda	46.629	27	39	1.439	0.073	92.54
22	28	C	Neil FAULKNER	GBR	Yamaha - Team Emco - NSF Racing	46.810	16	22	1.620	0.181	92.18
23	112		Sean EMMETT	GBR	Suzuki - Samsung Superbike Team	46.868	10	17	1.678	0.058	92.06
24	68		David JOHNSON	AUS	Honda - PR Branson Honda Racing	46.874	27	36	1.684	0.006	92.05
25	65		John INGRAM	GBR	Yamaha - SMT Yamaha	46.946	33	35	1.756	0.072	91.91
26	26		Chris MARTIN	GBR	Honda - Red Viper Racing	46.973	23	28	1.783	0.027	91.86
27	21	C	Tom TUNSTALL	GBR	Honda - Hardinge - Ice Valley Motorsport	47.049	36	39	1.859	0.076	91.71
28	32	C	Kenny GILBERTSON	GBR	Kawasaki - Astro / KS Kawasaki	47.097	37	37	1.907	0.048	91.62
29	34		Guy MARTIN	GBR	Yamaha - Ezylet Phase One	47.101	14	20	1.911	0.004	91.61
30	40		Martin JESSOPP	GBR	Honda - Riders Racing	47.164	37	38	1.974	0.063	91.49
31	18		Tommy BRIDEWELL	GBR	Suzuki - Team NB	47.202	26	33	2.012	0.038	91.41
32	111	C	Malcolm ASHLEY	GBR	Kawasaki - MAR	47.328	39	42	2.138	0.126	91.17
33	27	C	Paul BARRON	IRL	Yamaha - PBM Racing Ireland	47.675	15	37	2.485	0.347	90.50

Weather / Track : Cloudy / Dry

These results are provisional until the conclusion of any judicial and technical matters.

Brands Hatch Indy
Circuit Length = 1.1986 miles
Start: 14:25 End: 15:16

Race Director :	Stewards :	Timekeeper :
-----------------	------------	--------------

MCRCB BULLETIN TK044

2007 BENNETTS British Superbike Championship & Superbike Cup QUALIFYING - SECTOR ANALYSIS

1		Ryuichi KIYONARI										HM Plant Honda	
1-	Out	114.7	19.451	157.5	55.690	24-	28.016	120.9	In	4:37.027P			
2-	29.353	118.1	19.002	160.5	48.355	25-	Out	114.5	19.421	159.4	52.464		
3-	27.486	126.9	18.610	161.3	46.096	26-	27.252	127.1	18.394	160.2	45.646		
4-	27.921	118.4	18.832	160.2	46.753	27-	27.043	128.1	18.342	161.7	45.385		
5-	27.969	121.4	18.604	160.2	46.573	28-	27.674	120.9	In	3:28.274P			
6-	28.269	116.5	19.142	161.7	47.411	29-	Out	122.7	18.529	159.8	51.762		
7-	27.370	124.0	18.523	161.3	45.893	30-	27.120	127.1	18.290	160.2	45.410		
8-	27.885	113.9	In		2:53.439P	31-	27.236	127.3	18.289	160.9	45.525		
9-	Out	104.5	20.013	155.0	1:01.332	32-	28.339	116.5	19.014	157.5	47.353		
10-	28.491	122.2	18.948	158.6	47.439	33-	27.637	117.9	In	3:13.269P			
11-	27.783	125.2	18.736	157.9	46.519	34-	Out	114.1	19.361	157.5	54.440		
12-	27.626	126.1	18.655	159.8	46.281	35-	28.068	118.4	19.280	159.0	47.348		
13-	27.927	114.5	In		3:41.384P	36-	28.709	121.1	18.855	157.9	47.564		
14-	Out	116.9	19.326	157.5	58.091	37-	28.149	118.6	18.969	159.4	47.118		
15-	27.863	123.4	18.767	158.6	46.630	38-	27.470	126.1	18.653	159.4	46.123		
16-	27.353	126.1	18.561	160.5	45.914	39-	27.639	125.4	18.685	158.3	46.324		
17-	27.345	126.1	18.497	161.7	45.842	40-	27.694	128.1	18.723	158.3	46.417		
18-	27.394	113.6	18.648	160.9	46.042	41-	27.497	128.3	18.730	160.2	46.227		
19-	27.379	124.5	18.606	160.5	45.985	42-	27.552	125.7	18.644	158.3	46.196		
20-	27.380	126.4	18.663	159.8	46.043	43-	27.610	127.3	18.995	159.0	46.605		
21-	28.486	115.5	19.266	159.4	47.752	44-	27.565	126.4	18.774	158.3	46.339		
22-	28.033	125.0	18.705	159.8	46.738	45-	27.759	124.3	18.956	151.5	46.715		
23-	27.444	126.6	18.733	155.7	46.177								

2		Ian HUTCHINSON										Bike Animal Honda	
1-	Out	106.4	20.473	153.2	54.176	20-	31.601	105.0	In	9:04.524P			
2-	30.195	112.4	19.474	159.0	49.669	21-	Out	114.7	19.127	158.3	50.565		
3-	28.665	116.1	19.015	159.4	47.680	22-	27.741	122.0	18.763	159.0	46.504		
4-	28.526	120.5	18.984	159.0	47.510	23-	27.617	122.2	18.556	158.3	46.173		
5-	28.068	120.3	19.008	158.3	47.076	24-	27.870	123.4	18.562	160.2	46.432		
6-	28.151	120.5	18.952	159.0	47.103	25-	27.748	123.6	18.635	159.0	46.383		
7-	28.185	115.9	18.846	159.0	47.031	26-	29.558	111.3	In	3:40.003P			
8-	28.146	120.5	18.974	158.3	47.120	27-	Out	117.3	19.100	156.8	51.311		
9-	28.359	120.5	18.831	159.0	47.190	28-	27.803	122.2	18.481	159.8	46.284		
10-	28.234	120.5	18.802	159.4	47.036	29-	27.612	121.8	18.629	159.0	46.241		
11-	28.074	120.9	18.843	156.8	46.917	30-	27.642	124.7	18.735	157.5	46.377		
12-	32.888	89.5	In		7:06.064P	31-	27.660	119.6	18.588	160.5	46.248		
13-	Out	111.3	19.907	153.2	53.651	32-	27.799	122.0	18.710	157.9	46.509		
14-	29.482	116.9	18.970	160.5	48.452	33-	37.660	99.0	20.921	136.4	58.581		
15-	28.530	119.4	19.342	159.0	47.872	34-	34.556	93.6	In	2:25.190P			
16-	28.040	123.1	18.863	158.6	46.903	35-	Out	117.7	18.628	161.3	49.484		
17-	28.338	119.0	18.790	159.8	47.128	36-	27.824	114.7	18.765	159.8	46.589		
18-	27.984	125.9	18.985	159.8	46.969	37-	27.534	123.1	18.540	158.6	46.074		
19-	28.503	115.7	19.035	157.9	47.538	38-	27.967	119.8	18.937	154.3	46.904		

3		Michael RUTTER										Isilon MSS Discovery Kawasaki	
1-	Out	105.0	20.478		56.441	19-	Out	91.6	21.910	57.080			
2-	29.141	116.3	19.318		48.459	20-	32.817	112.2	21.579	54.396			
3-	28.327	112.2	19.319		47.646	21-	28.862	113.9	In	3:51.935P			
4-	27.972	121.6	18.705		46.677	22-	Out	114.5	19.468	53.720			
5-	27.946	120.1	18.740		46.686	23-	28.718	117.5	19.126	47.844			
6-	30.196	118.4	18.960		49.156	24-	28.247	120.5	18.936	47.183			
7-	27.659	118.6	18.677		46.336	25-	28.487	118.8	In	5:36.194P			
8-	29.846	117.1	19.111		48.957	26-	Out	116.3	19.282	52.298			
9-	27.844	120.5	18.888		46.732	27-	27.978	121.8	18.851	46.829			
10-	29.516	114.3	22.275		51.791	28-	27.861	123.1	18.931	46.792			
11-	29.416	118.1	19.160		48.576	29-	27.773	122.7	18.776	46.549			
12-	28.055	120.3	18.859		46.914	30-	31.167	116.7	In	3:29.402P			
13-	27.877	122.5	18.808		46.685	31-	Out	109.3	19.836	53.395			
14-	30.645	119.2	18.859		49.504	32-	27.576	120.5	18.506	46.082			
15-	27.697	122.7	18.603		46.300	33-	27.381	122.2	In	7:27.107P			
16-	27.825	120.3	18.791		46.616	34-	Out	118.8	19.112	48.750			
17-	27.993	117.7	19.289	152.5	47.282	35-	27.728	121.6	18.627	46.355			
18-	28.370	120.1	In		3:47.552P	36-	27.623	121.4	18.752	46.375			

Brands Hatch Indy
Circuit Length = 1.1986 miles
Start: 14:25 End: 15:16

Weather / Track : Cloudy / Dry

2007 BENNETTS British Superbike Championship & Superbike Cup

QUALIFYING - SECTOR ANALYSIS

8	Tommy HILL Virgin Media Optoma Loans										
1-	Out	117.5	19.648	156.8	50.629	20-	29.031	123.1	In		9:39.701P
2-	28.603	125.2	18.847	159.8	47.450	21-	Out	116.3	19.383	157.5	53.647
3-	28.272	125.0	18.969	160.2	47.241	22-	27.950	126.6	18.826	159.4	46.776
4-	28.500	124.5	18.904	160.2	47.404	23-	27.774	125.9	18.695	159.8	46.469
5-	27.980	125.2	18.750	158.6	46.730	24-	27.771	125.4	18.636	160.2	46.407
6-	28.434	120.7	19.382	159.4	47.816	25-	28.196	122.7	18.845	160.2	47.041
7-	28.173	121.8	18.979	160.2	47.152	26-	28.803	125.2	18.894	159.4	47.697
8-	27.954	124.5	18.769	159.8	46.723	27-	28.081	124.7	18.841	159.4	46.922
9-	27.897	125.0	18.767	158.3	46.664	28-	27.933	123.8	18.803	159.4	46.736
10-	30.097	93.1	19.679	157.9	49.776	29-	27.942	125.2	18.807	159.4	46.749
11-	28.577	120.7	In		4:26.873P	30-	28.036	121.8	In		3:57.580P
12-	Out	118.1	19.263	157.5	50.114	31-	Out	118.4	19.425	156.8	51.794
13-	28.580	121.4	19.134	157.9	47.714	32-	28.550	123.1	19.097	157.5	47.647
14-	28.208	124.7	18.944	158.3	47.152	33-	28.173	123.6	18.960	158.3	47.133
15-	28.211	124.7	19.169	157.2	47.380	34-	28.184	120.7	19.072	159.0	47.256
16-	29.014	119.2	In		5:18.577P	35-	28.141	122.0	19.186	158.6	47.327
17-	Out	114.3	19.379	158.3	51.752	36-	28.313	125.7	19.079	158.3	47.392
18-	27.803	125.4	18.683	159.0	46.486	37-	28.268	123.4	19.197	157.2	47.465
19-	27.863	126.4	18.869	158.6	46.732	38-	28.780	119.2	19.610	153.6	48.390
9	Chris WALKER Rizla Suzuki										
1-	Out	72.9	20.701		59.251	18-	27.635	123.6	18.697		46.332
2-	28.778	118.4	18.874		47.652	19-	27.928	119.4	18.910		46.838
3-	28.283	119.6	18.963		47.246	20-	27.855	117.7	18.958		46.813
4-	28.231	118.6	19.001		47.232	21-	27.728	121.8	18.908		46.636
5-	27.977	122.9	18.906		46.883	22-	27.650	123.6	18.867		46.517
6-	27.959	119.4	18.797		46.756	23-	33.611	92.8	In		7:35.381P
7-	27.783	123.6	18.733		46.516	24-	Out	117.9	19.273		52.870
8-	27.914	118.8	18.757		46.671	25-	27.974	119.4	18.989		46.963
9-	27.847	124.7	18.873		46.720	26-	27.556	123.8	18.769		46.325
10-	27.716	123.1	18.835		46.551	27-	27.635	125.9	18.858		46.493
11-	29.331	93.7	In		8:54.638P	28-	27.547	122.7	18.648		46.195
12-	Out	119.8	19.400		54.375	29-	27.436	122.0	18.641		46.077
13-	28.176	120.1	18.910		47.086	30-	30.769	95.3	In		5:02.726P
14-	27.833	121.4	18.836		46.669	31-	Out	119.8	19.113		51.826
15-	27.980	120.7	19.017		46.997	32-	27.595	124.0	18.517		46.112
16-	28.115	113.7	19.044	155.3	47.159	33-	27.691	122.2	18.475		46.166
17-	27.691	122.2	18.699		46.390	34-	27.462	122.0	18.740		46.202
12	Dean THOMAS Samsung Superbike Team										
1-	Out	97.1	21.114		56.936	11-	28.466	115.1	19.136		47.602
2-	31.259	100.9	19.948		51.207	12-	28.283	117.1	19.085	153.9	47.368
3-	29.296	112.0	19.462		48.758	13-	31.231	110.4	In		4:46.115P
4-	28.879	113.6	19.420		48.299	14-	Out	109.3	19.405		53.845
5-	29.391	108.6	In		11:43.937P	15-	28.016	118.8	18.715		46.731
6-	Out	108.4	19.527		57.217	16-	27.711	121.4	18.664		46.375
7-	28.558	117.9	19.043		47.601	17-	28.940	114.7	In		5:02.539P
8-	28.469	114.9	19.128		47.597	18-	Out	106.4	19.655		1:01.536
9-	28.258	117.5	19.002		47.260	19-	28.006	121.6	18.667		46.673
10-	30.265	112.2	19.269		49.534	20-	27.582	122.7	18.590		46.172
17	Simon ANDREWS Jentyn Racing/Lloyds British										
1-	Out	108.4	19.885	155.0	52.737	18-	28.185	118.4	19.031	155.0	47.216
2-	30.938	114.1	19.321	156.4	50.259	19-	28.007	122.0	19.157	152.9	47.164
3-	28.597	121.1	19.027	155.7	47.624	20-	28.153	120.9	18.879	155.0	47.032
4-	28.272	115.7	19.105	156.8	47.377	21-	27.966	122.0	18.973	155.0	46.939
5-	28.446	116.7	19.058	157.2	47.504	22-	30.221	116.1	In		5:44.536P
6-	29.407	112.4	19.310	156.1	48.717	23-	Out	116.1	19.865	153.6	57.363
7-	28.428	117.7	18.980	158.6	47.408	24-	29.315	118.4	19.281	154.3	48.596
8-	28.392	117.7	19.080	156.1	47.472	25-	28.558	118.1	In		2:56.095P
9-	28.124	120.9	18.875	155.7	46.999	26-	Out	113.2	19.573	155.7	55.314
10-	28.102	122.0	18.912	156.4	47.014	27-	28.073	121.8	18.830	155.0	46.903
11-	28.142	120.1	18.888	156.4	47.030	28-	27.987	120.9	18.671	156.4	46.658

Brands Hatch Indy
Circuit Length = 1.1986 miles
Start: 14:25 End: 15:16

Weather / Track : Cloudy / Dry

2007 BENNETTS British Superbike Championship & Superbike Cup

QUALIFYING - SECTOR ANALYSIS

40 Martin JESSOPP Riders Racing										
1 -	Out	102.5	In	2:36.135P	20 -	28.949	116.1	19.416		48.365
2 -	Out	107.0	19.769	51.597	21 -	28.732	114.3	19.386		48.118
3 -	29.415	115.5	19.484	48.899	22 -	28.610	115.1	19.345		47.955
4 -	28.840	116.9	19.312	48.152	23 -	28.846	113.7	In		3:25.192P
5 -	28.657	117.3	19.309	47.966	24 -	Out	92.9	20.143		56.199
6 -	28.918	114.3	19.484	48.402	25 -	30.841	109.1	In		1:53.860P
7 -	28.749	116.5	In	2:47.617P	26 -	Out	107.2	19.776		51.845
8 -	Out	81.8	20.494	55.890	27 -	29.326	111.5	19.594		48.920
9 -	31.619	93.6	20.899	52.518	28 -	28.806	117.5	19.461		48.267
10 -	29.717	110.9	19.574	49.291	29 -	28.676	115.1	19.494		48.170
11 -	28.897	114.1	19.520	48.417	30 -	28.748	115.7	19.549		48.297
12 -	28.854	112.2	19.566	48.420	31 -	28.597	118.6	19.684		48.281
13 -	28.817	113.7	19.584	48.401	32 -	28.667	116.7	19.419		48.086
14 -	29.117	117.3	19.435	48.552	33 -	28.611	115.1	19.507		48.118
15 -	31.378		21.662	53.040	34 -	29.314	112.6	In		2:39.580P
16 -	35.568		25.791	1:01.359	35 -	Out	103.1	19.940		54.371
17 -	29.824	107.5	20.554	50.378	36 -	28.225	119.8	19.121		47.346
18 -	29.009	110.2	In	7:39.231P	37 -	28.254	116.7	18.910		47.164
19 -	Out		20.376	1:00.723	38 -	28.192	118.8	19.018		47.210

56 James BUCKINGHAM Quay Garage										
1 -	Out	82.3	23.528	1:05.302	18 -	27.758	123.8	18.759	153.9	46.517
2 -	33.100	93.7	20.915	54.015	19 -	27.876	120.5	18.888	153.9	46.764
3 -	32.600	105.0	19.992	52.592	20 -	29.846	110.6	In		12:32.233P
4 -	29.107	116.3	19.803	48.910	21 -	Out	59.2	24.072		1:07.537P
5 -	31.656	107.0	19.749	51.405	22 -	32.049	107.2	20.410	148.5	52.459
6 -	28.548	119.8	19.331	47.879	23 -	30.509	115.5	19.798	150.5	50.307
7 -	29.140	119.4	19.147	48.287	24 -	30.428	116.1	19.532	153.2	49.960
8 -	28.386	117.1	19.172	47.558	25 -	28.807	120.3	19.434	152.5	48.241
9 -	28.204	120.7	18.935	47.139	26 -	28.906	114.1	19.502	151.1	48.408
10 -	28.062	120.7	19.128	47.190	27 -	28.674	119.6	19.483	149.1	48.157
11 -	31.323	97.8	20.039	51.362	28 -	29.890	114.7	In		3:51.629P
12 -	28.496	119.0	19.297	47.793	29 -	Out	106.4	20.639		54.895
13 -	28.117	122.0	19.204	47.321	30 -	30.198	114.9	19.375	150.8	49.573
14 -	28.032	122.2	19.027	47.059	31 -	27.988	124.3	18.880		46.868
15 -	30.202	109.1	In	3:12.175P	32 -	27.765	125.0	18.873	150.1	46.638
16 -	Out	109.8	19.790	59.463	33 -	31.736	63.7	26.973	134.5	58.709
17 -	28.238	122.0	18.987	47.225						

64 Aaron ZANOTTI Hydrex Honda										
1 -	Out	112.2	20.223	52.176	21 -	28.276	122.0	19.142	156.1	47.418
2 -	29.588	114.7	19.479	49.067	22 -	28.187	121.1	19.153	157.5	47.340
3 -	28.734	115.1	19.359	48.093	23 -	28.192	117.7	19.185		47.377
4 -	28.793	111.1	19.147	47.940	24 -	28.987	114.7	In		4:09.323P
5 -	28.189	121.4	18.925	47.114	25 -	Out	112.8	19.797		55.594
6 -	28.967	114.3	19.691	48.658	26 -	28.262	122.5	18.949	157.2	47.211
7 -	28.873	115.9	19.179	48.052	27 -	27.747	123.6	18.882		46.629
8 -	28.248	120.5	19.065	47.313	28 -	27.908	122.9	18.879		46.787
9 -	28.082	122.2	19.025	47.107	29 -	28.442	120.3	In		3:42.864P
10 -	28.057	122.2	18.989	47.046	30 -	Out	116.1	19.556		55.732
11 -	28.012	121.6	19.033	47.045	31 -	28.038	120.5	18.897	157.9	46.935
12 -	28.574	119.6	19.602	48.176	32 -	27.821	121.1	19.007		46.828
13 -	28.227	119.0	19.224	47.451	33 -	27.836	122.7	18.825		46.661
14 -	28.118	120.1	19.220	47.338	34 -	28.045	123.6	19.307		47.352
15 -	28.691	117.7	19.485	48.176	35 -	29.264	113.6	In		5:50.514P
16 -	28.398	123.4	19.198	47.596	36 -	Out	112.0	19.854		57.154
17 -	29.309	119.2	In	7:57.310P	37 -	29.425	113.9	19.639	155.3	49.064
18 -	Out	116.1	19.787	52.948	38 -	28.550	120.1	19.476	155.7	48.026
19 -	28.659	119.6	19.320	47.979	39 -	28.402	120.5	19.849		48.251
20 -	28.271	121.8	19.215	47.486						

65 John INGRAM SMT Yamaha										
1 -	Out	32.3	In	3:30.371P	19 -	28.801	120.9	19.062		47.863

Brands Hatch Indy
 Circuit Length = 1.1986 miles
 Start: 14:25 End: 15:16

Weather / Track : Cloudy / Dry

2007 BENNETTS British Superbike Championship & Superbike Cup

QUALIFYING - SECTOR ANALYSIS

Table of rider performance data for the top 30 riders, including lap times and sector times.

66 Tom SYKES Stobart Vent Axia Motorsport

Table of rider performance data for Tom Sykes, including lap times and sector times.

67 Shane BYRNE Stobart Vent Axia Motorsport

Table of rider performance data for Shane Byrne, including lap times and sector times.

68 David JOHNSON PR Branson Honda Racing

Table of rider performance data for David Johnson, including lap times and sector times.

Brands Hatch Indy
Circuit Length = 1.1986 miles
Start: 14:25 End: 15:16

Weather / Track : Cloudy / Dry

MCRCB BULLETIN TK044

**2007 BENNETTS British Superbike Championship & Superbike Cup
QUALIFYING - SECTOR ANALYSIS**

91		Leon HASLAM										Airwaves Ducati									
1-	Out	116.1	19.400	157.9	50.604	25-	27.797	125.4	18.569	158.3	46.366										
2-	28.188	125.0	18.659	158.3	46.847	26-	27.757	124.3	18.634	158.6	46.391										
3-	27.612	124.5	18.751	157.9	46.363	27-	27.700	123.8	18.565	158.6	46.265										
4-	27.678	124.5	18.701	157.5	46.379	28-	27.577	125.0	18.479	158.3	46.056										
5-	27.760	125.9	18.527	156.8	46.287	29-	28.033	119.2	19.350	157.5	47.383										
6-	28.085	121.4	18.646	158.3	46.731	30-	28.592	116.1	19.460	157.2	48.052										
7-	28.260	120.9	18.602	158.6	46.862	31-	28.849	117.7	In		5:40.832P										
8-	27.640	123.6	18.502	157.9	46.142	32-	Out	116.7	19.251	157.9	52.073										
9-	27.614	127.1	18.588	158.6	46.202	33-	28.023	114.1	19.001	156.8	47.024										
10-	27.582	126.4	18.402	159.4	45.984	34-	27.342	125.4	18.332	157.5	45.674										
11-	29.260	122.9	18.645	158.6	47.905	35-	29.333	118.8	18.863	157.2	48.196										
12-	27.931	121.8	18.843	155.0	46.774	36-	27.281	127.8	18.345	158.6	45.626										
13-	27.659	127.6	18.484	157.9	46.143	37-	27.600	122.0	In		3:51.343P										
14-	27.488	127.1	18.542	158.3	46.030	38-	Out	88.4	23.260	157.2	1:01.013										
15-	27.508	128.6	18.551	156.8	46.059	39-	27.447	125.7	18.305	158.6	45.752										
16-	29.270	118.1	18.966	157.9	48.236	40-	27.258	127.8	18.226	159.0	45.484										
17-	27.596	126.1	18.418	160.2	46.014	41-	27.243	126.4	18.310	159.0	45.553										
18-	28.619	112.0	20.475	157.2	49.094	42-	27.313	125.7	18.320	158.6	45.633										
19-	27.603	129.1	18.916	158.6	46.519	43-	29.354	107.0	In		2:56.534P										
20-	30.264	104.2	19.417	157.2	49.681	44-	Out	112.8	19.270	157.9	51.305										
21-	27.694	127.3	18.623	157.9	46.317	45-	27.432	125.0	18.507	157.5	45.939										
22-	27.722	123.8	18.536	158.6	46.258	46-	29.064	122.9	19.146	151.5	48.210										
23-	27.686	121.6	18.828	159.4	46.514	47-	32.652	109.7	In		2:40.921P										
24-	27.904	126.4	20.569	158.6	48.473	48-	Out	114.9	19.514	158.3	50.710										
94		Tristan PALMER										THR Racing									
1-	Out	69.8	23.750		1:03.538	19-	35.133	101.7	In		3:13.497P										
2-	37.352	110.2	19.936		57.288	20-	Out	111.1	21.777		59.096										
3-	28.895	120.5	19.343		48.238	21-	32.883	113.7	21.144		54.027										
4-	29.074	118.8	19.343		48.417	22-	36.170	99.0	23.120		59.290										
5-	28.259	126.9	19.213		47.472	23-	28.635	125.0	19.307		47.942										
6-	28.174	122.2	19.137		47.311	24-	29.810	125.4	In		6:03.625P										
7-	28.365	125.9	19.058		47.423	25-	Out	114.7	19.819		53.243										
8-	34.760	110.7	In		5:59.252P	26-	28.988	122.9	19.410	151.8	48.398										
9-	Out	114.5	19.967		57.852	27-	28.312	126.1	19.247		47.559										
10-	28.687	125.9	19.457		48.144	28-	29.675	121.4	In		2:57.194P										
11-	28.894	123.6	19.187		48.081	29-	Out	116.3	19.693		53.737										
12-	28.216	125.9	19.082		47.298	30-	28.456	125.0	18.969		47.425										
13-	28.407	117.5	19.098		47.505	31-	27.784	125.0	18.786		46.570										
14-	28.208	125.4	18.997		47.205	32-	27.690	127.6	In		2:21.101P										
15-	28.114	126.4	18.919		47.033	33-	Out		19.782		55.577										
16-	28.035	127.6	19.077		47.112	34-	28.276	125.4	19.156		47.432										
17-	28.018	127.1	18.993		47.011	35-	27.731	127.8	19.174		46.905										
18-	30.658	108.6	19.773		50.431	36-	27.566	129.1	18.737		46.303										
111		Malcolm ASHLEY										MAR									
1-	Out	90.6	21.942		1:00.451	22-	29.571	102.0	In		3:31.890P										
2-	32.192	110.4	20.091		52.283	23-	Out	106.0	19.952		56.744										
3-	29.285	117.3	19.402		48.687	24-	29.285	119.6	19.195		48.480										
4-	28.958	117.9	19.581	151.5	48.539	25-	28.548	120.5	19.204		47.752										
5-	28.922	117.7	19.283	152.9	48.205	26-	28.415	120.5	19.232	150.1	47.647										
6-	29.396	117.1	19.332		48.728	27-	28.599	120.9	19.131		47.730										
7-	28.730	117.1	19.544		48.274	28-	31.082	101.4	In		3:25.145P										
8-	29.125	117.3	19.469		48.594	29-	Out	113.6	19.707		53.272										
9-	28.709	121.4	19.396	150.8	48.105	30-	28.538	118.6	19.489		48.027										
10-	33.347	98.0	In		4:51.212P	31-	28.389	121.4	19.325		47.714										
11-	Out	102.5	20.207		58.603	32-	28.595	121.1	19.279		47.874										
12-	29.140	120.5	19.374	149.5	48.514	33-	28.383	123.6	19.216		47.599										
13-	29.152	120.3	19.368		48.520	34-	28.370	122.7	19.213		47.583										
14-	28.826	118.4	19.582		48.408	35-	29.299	104.4	In		2:57.759P										
15-	28.992	115.3	19.274		48.266	36-	Out	104.7	19.764		56.852										
16-	28.512	116.1	19.757		48.269	37-	28.565	123.1	19.205		47.770										
17-	30.517	99.6	In		2:15.249P	38-	28.384	121.6	19.232	149.8	47.616										
18-	Out	110.9	19.670		54.545	39-	28.186	121.6	19.142		47.328										

Brands Hatch Indy
Circuit Length = 1.1986 miles
Start: 14:25 End: 15:16

Weather / Track : Cloudy / Dry

**2007 BENNETTS British Superbike Championship & Superbike Cup
QUALIFYING - SECTOR ANALYSIS**

19 -	29.140	120.1	19.527		48.667	40 -	28.339	121.6	19.166	149.1	47.505
20 -	28.877	120.3	19.315		48.192	41 -	31.685	102.1	In		2:20.195P
21 -	28.524	121.4	19.249		47.773	42 -	Out	93.2	21.538		58.872
112	Sean EMMETT					Samsung Superbike Team					
1 -	Out	108.8	20.115		56.167	10 -	28.088	121.4	18.780	156.4	46.868
2 -	31.655	111.1	19.483	156.1	51.138	11 -	31.381	100.9	In		23:45.725P
3 -	28.553	120.7	18.906	152.5	47.459	12 -	Out	114.9	19.222	155.0	52.047
4 -	28.613	115.9	19.078	153.6	47.691	13 -	28.174	120.9	18.791	153.9	46.965
5 -	28.451	119.0	19.053	156.8	47.504	14 -	28.063	122.0	18.849	155.3	46.912
6 -	28.707	111.8	In		7:18.744P	15 -	28.179	122.2	18.797	154.6	46.976
7 -	Out	109.3	19.235	157.2	58.353	16 -	28.165	122.0	18.996	152.9	47.161
8 -	28.082	122.2	18.788		46.870	17 -	37.280	51.9	23.478		1:00.758
9 -	27.998	123.8	18.906		46.904						

MCRCB BULLETIN TK045

2007 BENNETTS British Superbike Championship & Superbike Cup QUALIFYING - SPEED TRAPS

SECTOR 1				SECTOR 2			FINISH LINE			
POS	NO	NAME	MPH	NO	NAME	MPH	NO	NAME	MPH	
1	36	Gregorio LAVILLA	130.6				4	Jonathan REA	164.1	
2	91	Leon HASLAM	129.1				67	Shane BYRNE	163.7	
3	94	Tristan PALMER	129.1				66	Tom SYKES	162.9	
4	77	Marty NUTT	128.6				1	Ryuichi KIYONARI	161.7	
5	1	Ryuichi KIYONARI	128.3				2	Ian HUTCHINSON	161.3	
6	4	Jonathan REA	128.3				5	Karl HARRIS	160.2	
7	5	Karl HARRIS	127.8				8	Tommy HILL	160.2	
8	66	Tom SYKES	127.6				91	Leon HASLAM	160.2	
9	35	Cal CRUTCHLOW	126.9				18	Tommy BRIDEWELL	159.8	
10	8	Tommy HILL	126.6				64	Aaron ZANOTTI	159.8	
11	67	Shane BYRNE	126.6				88	Scott SMART	159.8	
12	2	Ian HUTCHINSON	125.9				6	James HAYDON	159.4	
13	9	Chris WALKER	125.9				22	Steve PLATER	159.4	
14	22	Steve PLATER	125.9				77	Marty NUTT	159.4	
15	18	Tommy BRIDEWELL	125.2				35	Cal CRUTCHLOW	159.0	
16	56	James BUCKINGHAM	125.0				36	Gregorio LAVILLA	159.0	
17	32	Kenny GILBERTSON	124.5				17	Simon ANDREWS	158.6	
18	17	Simon ANDREWS	124.3				21	Tom TUNSTALL	157.5	
19	112	Sean EMMETT	123.8				112	Sean EMMETT	157.2	
20	64	Aaron ZANOTTI	123.6				26	Chris MARTIN	156.4	
21	111	Malcolm ASHLEY	123.6				34	Guy MARTIN	156.4	
22	3	Michael RUTTER	123.1				27	Paul BARRON	155.7	
23	88	Scott SMART	123.1				9	Chris WALKER	155.3	
24	65	John INGRAM	122.9				65	John INGRAM	155.0	
25	12	Dean THOMAS	122.7				68	David JOHNSON	155.0	
26	21	Tom TUNSTALL	122.2				12	Dean THOMAS	153.9	
27	28	Neil FAULKNER	122.2				56	James BUCKINGHAM	153.9	
28	6	James HAYDON	122.0				32	Kenny GILBERTSON	153.2	
29	26	Chris MARTIN	121.8				111	Malcolm ASHLEY	152.9	
30	68	David JOHNSON	121.8				3	Michael RUTTER	152.5	
31	34	Guy MARTIN	121.4				28	Neil FAULKNER	151.8	
32	27	Paul BARRON	120.3				94	Tristan PALMER	151.8	
33	40	Martin JESSOPP	119.8							

Weather / Track : Cloudy / Dry

www.msttiming.com

Brands Hatch Indy
Circuit Length = 1.1986 miles
Start: 14:25 End: 15:16

Printed - 15.17 Saturday, 13 October 2007


MCRCB BULLETIN TK046

2007 BENNETTS British Superbike Championship & Superbike Cup QUALIFYING - BEST SECTORS

SECTOR 1			SECTOR 2			IDEAL / BEST COMPARISON						
POS	NO	NAME	TIME	NO	NAME	TIME	POS	NO	NAME	IDEAL	BEST	DIFF
1	36	LAVILLA	26.978	36	LAVILLA	18.113	1	36	LAVILLA	45.091	45.190	0.099
2	66	SYKES	27.029	4	REA	18.203	2	4	REA	45.256	45.383	0.127
3	1	KIYONARI	27.043	91	HASLAM	18.226	3	66	SYKES	45.319	45.381	0.062
4	4	REA	27.053	67	BYRNE	18.259	4	1	KIYONARI	45.332	45.385	0.053
5	67	BYRNE	27.074	5	HARRIS	18.269	5	67	BYRNE	45.333	45.384	0.051
6	35	CRUTCHLOW	27.158	1	KIYONARI	18.289	6	35	CRUTCHLOW	45.450	45.450	0.000
7	91	HASLAM	27.243	66	SYKES	18.290	7	91	HASLAM	45.469	45.484	0.015
8	5	HARRIS	27.295	35	CRUTCHLOW	18.292	8	5	HARRIS	45.564	45.564	0.000
9	3	RUTTER	27.381	9	WALKER	18.475	9	3	RUTTER	45.887	46.082	0.195
10	9	WALKER	27.436	2	HUTCHINSON	18.481	10	9	WALKER	45.911	46.077	0.166
11	6	HAYDON	27.444	22	PLATER	18.484	11	6	HAYDON	45.970	45.970	0.000
12	77	NUTT	27.499	3	RUTTER	18.506	12	2	HUTCHINSON	46.015	46.074	0.059
13	2	HUTCHINSON	27.534	6	HAYDON	18.526	13	22	PLATER	46.032	46.160	0.128
14	22	PLATER	27.548	12	THOMAS	18.590	14	77	NUTT	46.137	46.306	0.169
15	94	PALMER	27.566	8	HILL	18.636	15	12	THOMAS	46.172	46.172	0.000
16	12	THOMAS	27.582	77	NUTT	18.638	16	94	PALMER	46.303	46.303	0.000
17	88	SMART	27.629	17	ANDREWS	18.668	17	88	SMART	46.332	46.453	0.121
18	64	ZANOTTI	27.747	88	SMART	18.703	18	8	HILL	46.407	46.407	0.000
19	56	BUCKINGHAM	27.758	28	FAULKNER	18.720	19	56	BUCKINGHAM	46.517	46.517	0.000
20	8	HILL	27.771	94	PALMER	18.737	20	17	ANDREWS	46.532	46.556	0.024
21	17	ANDREWS	27.864	68	JOHNSON	18.754	21	64	ZANOTTI	46.572	46.629	0.057
22	21	TUNSTALL	27.946	56	BUCKINGHAM	18.759	22	112	EMMETT	46.778	46.868	0.090
23	112	EMMETT	27.998	65	INGRAM	18.773	23	28	FAULKNER	46.790	46.810	0.020
24	26	MARTIN	28.026	112	EMMETT	18.780	24	68	JOHNSON	46.819	46.874	0.055
25	32	GILBERTSON	28.039	64	ZANOTTI	18.825	25	21	TUNSTALL	46.855	47.049	0.194
26	34	MARTIN	28.045	26	MARTIN	18.873	26	65	INGRAM	46.875	46.946	0.071
27	68	JOHNSON	28.065	21	TUNSTALL	18.909	27	26	MARTIN	46.899	46.973	0.074
28	28	FAULKNER	28.070	40	JESSOPP	18.910	28	32	GILBERTSON	47.019	47.097	0.078
29	65	INGRAM	28.102	32	GILBERTSON	18.980	29	34	MARTIN	47.027	47.101	0.074
30	18	BRIDEWELL	28.147	34	MARTIN	18.982	30	40	JESSOPP	47.102	47.164	0.062
31	111	ASHLEY	28.186	18	BRIDEWELL	18.984	31	18	BRIDEWELL	47.131	47.202	0.071
32	40	JESSOPP	28.192	111	ASHLEY	19.131	32	111	ASHLEY	47.317	47.328	0.011
33	27	BARRON	28.496	27	BARRON	19.133	33	27	BARRON	47.629	47.675	0.046
Perfect lap										45.091		

MCRCB BULLETIN TK047

2007 BENNETTS British Superbike Championship & Superbike Cup RACES 2 & 6 - PROVISIONAL GRID

ROW 9				47.675	27 Paul BARRON
ROW 8	47.328	47.202	47.164	47.101	
	111 Malcolm ASHLEY	18 Tommy BRIDEWELL	40 Martin JESSOPP	34 Guy MARTIN	
ROW 7	47.097	47.049	46.973	46.946	
	32 Kenny GILBERTSON	21 Tom TUNSTALL	26 Chris MARTIN	65 John INGRAM	
ROW 6	46.874	46.868	46.810	46.629	
	68 David JOHNSON	112 Sean EMMETT	28 Neil FAULKNER	64 Aaron ZANOTTI	
ROW 5	46.556	46.517	46.453	46.407	
	17 Simon ANDREWS	56 James BUCKINGHAM	88 Scott SMART	8 Tommy HILL	
ROW 4	46.306	46.303	46.172	46.160	
	77 Marty NUTT	94 Tristan PALMER	12 Dean THOMAS	22 Steve PLATER	
ROW 3	46.082	46.077	46.074	45.970	
	3 Michael RUTTER	9 Chris WALKER	2 Ian HUTCHINSON	6 James HAYDON	
ROW 2	45.564	45.484	45.450	45.385	
	5 Karl HARRIS	91 Leon HASLAM	35 Cal CRUTCHLOW	1 Ryuichi KIYONARI	
ROW 1	45.384	45.383	45.381	45.190	
	67 Shane BYRNE	4 Jonathan REA	66 Tom SYKES	36 Gregorio LAVILLA	
Pole					
					

Brands Hatch Indy
Circuit Length = 1.1986 miles

Race Director :	Stewards :	Timekeeper :
-----------------	------------	--------------

MCRCB BULLETIN TK072

2007 BENNETTS British Superbike Championship & Superbike Cup WARM-UP - CLASSIFICATION

POS	NO	CL	NAME	NAT	ENTRY	TIME	ON	LAPS	GAP	DIFF	MPH
1	35		Cal CRUTCHLOW	GBR	Suzuki - Rizla Suzuki	45.727	10	17			94.36
2	36		Gregorio LAVILLA	ESP	Ducati - Airwaves Ducati	45.780	16	19	0.053	0.053	94.25
3	91		Leon HASLAM	GBR	Ducati - Airwaves Ducati	45.902	9	17	0.175	0.122	94.00
4	5		Karl HARRIS	GBR	Honda - Hydrex Honda	45.966	7	18	0.239	0.064	93.87
5	4		Jonathan REA	GBR	Honda - HM Plant Honda	45.972	13	19	0.245	0.006	93.86
6	66		Tom SYKES	GBR	Honda - Stobart Vent Axia Motorsport	45.985	17	18	0.258	0.013	93.83
7	67		Shane BYRNE	GBR	Honda - Stobart Vent Axia Motorsport	45.995	12	16	0.268	0.010	93.81
8	1		Ryuichi KIYONARI	JPN	Honda - HM Plant Honda	46.046	4	19	0.319	0.051	93.71
9	9		Chris WALKER	GBR	Suzuki - Rizla Suzuki	46.300	13	13	0.573	0.254	93.19
10	8		Tommy HILL	GBR	Yamaha - Virgin Media Optoma Loans	46.426	3	18	0.699	0.126	92.94
11	2		Ian HUTCHINSON	GBR	Honda - Bike Animal Honda	46.509	18	18	0.782	0.083	92.77
12	22		Steve PLATER	GBR	Yamaha - AIM Racing	46.519	10	18	0.792	0.010	92.75
13	6		James HAYDON	GBR	Kawasaki - Hawk Colchester Kawasaki	46.593	17	18	0.866	0.074	92.61
14	3		Michael RUTTER	GBR	Kawasaki - Isilon MSS Discovery Kawasaki	46.656	10	17	0.929	0.063	92.48
15	17		Simon ANDREWS	GBR	Yamaha - Jentin Racing/Lloyds British	46.733	18	18	1.006	0.077	92.33
16	88		Scott SMART	GBR	Kawasaki - Hawk Colchester Kawasaki	46.810	17	18	1.083	0.077	92.18
17	77		Marty NUTT	GBR	Yamaha - Virgin Media Optoma Loans	46.835	16	17	1.108	0.025	92.13
18	94	C	Tristan PALMER	GBR	Honda - THR Racing	46.840	12	16	1.113	0.005	92.12
19	64		Aaron ZANOTTI	GBR	Honda - Hydrex Honda	47.151	18	19	1.424	0.311	91.51
20	112		Sean EMMETT	GBR	Suzuki - Samsung Superbike Team	47.158	11	18	1.431	0.007	91.50
21	21	C	Tom TUNSTALL	GBR	Honda - Hardinge - Ice Valley Motorsport	47.219	17	18	1.492	0.061	91.38
22	12		Dean THOMAS	AUS	Suzuki - Samsung Superbike Team	47.386	6	8	1.659	0.167	91.06
23	68		David JOHNSON	AUS	Honda - PR Branson Honda Racing	47.475	12	13	1.748	0.089	90.89
24	26		Chris MARTIN	GBR	Honda - Red Viper Racing	47.505	9	12	1.778	0.030	90.83
25	56	C	James BUCKINGHAM	GBR	Honda - Quay Garage	47.618	11	11	1.891	0.113	90.61
26	34		Guy MARTIN	GBR	Yamaha - Ezylet Phase One	47.638	17	17	1.911	0.020	90.58
27	18		Tommy BRIDEWELL	GBR	Suzuki - Team NB	47.731	13	17	2.004	0.093	90.40
28	65		John INGRAM	GBR	Yamaha - SMT Yamaha	47.746	8	19	2.019	0.015	90.37
29	111	C	Malcolm ASHLEY	GBR	Kawasaki - MAR	47.764	16	16	2.037	0.018	90.34
30	27	C	Paul BARRON	IRL	Yamaha - PBM Racing Ireland	47.829	7	17	2.102	0.065	90.21
31	32	C	Kenny GILBERTSON	GBR	Kawasaki - Astro / KS Kawasaki	47.835	7	12	2.108	0.006	90.20
32	28	C	Neil FAULKNER	GBR	Yamaha - Team Emco - NSF Racing	47.961	7	9	2.234	0.126	89.96
33	40	C	Martin JESSOPP	GBR	Honda - Riders Racing	48.029	10	18	2.302	0.068	89.84

Weather / Track : Bright / Dry

These results are provisional until the conclusion of any judicial and technical matters.

Brands Hatch Indy
Circuit Length = 1.1986 miles
Start: 10:00 End: 10:16

Race Director :	Stewards :	Timekeeper :
-----------------	------------	--------------

**2007 BENNETTS British Superbike Championship & Superbike Cup
WARM-UP - SECTOR ANALYSIS**

7-	28.102	109.1	19.208	158.3	47.310	16-	28.121	117.1	19.008	157.9	47.129
8-	28.042	115.5	18.762	159.0	46.804	17-	27.920	116.7	18.673	158.6	46.593
9-	28.158	119.0	18.965	157.9	47.123	18-	27.916	119.0	18.791	156.4	46.707
8	Tommy HILL Virgin Media Optoma Loans										
1-	28.392	126.1	18.897	159.4	47.289	10-	27.942	123.8	18.973	159.4	46.915
2-	28.037	123.8	18.819	159.0	46.856	11-	28.356	125.0	18.820	159.8	47.176
3-	27.770	127.3	18.656	158.6	46.426	12-	28.125	118.1	19.371	157.9	47.496
4-	27.844	128.3	18.736	159.4	46.580	13-	28.027	125.7	18.858	158.6	46.885
5-	27.887	127.3	18.814	159.0	46.701	14-	28.097	122.5	19.003	158.3	47.100
6-	27.731	126.9	18.738	160.2	46.469	15-	28.129	122.0	19.084	156.4	47.213
7-	27.795	125.7	18.785	160.5	46.580	16-	28.734	118.4	19.168	157.9	47.902
8-	27.831	125.2	18.612	162.1	46.443	17-	28.506	122.2	19.183	158.6	47.689
9-	27.924	125.0	18.745	160.5	46.669	18-	28.511	120.1	19.182	156.8	47.693
9	Chris WALKER Rizla Suzuki										
1-	Out	97.5	In		2:40.700P	8-	27.875	123.6	18.875	157.9	46.750
2-	Out	112.2	19.817	156.4	54.191	9-	28.111	120.5	In		3:50.926P
3-	28.570	117.7	18.933	159.8	47.503	10-	Out	115.7	19.200		51.811
4-	28.186	119.4	18.935	159.0	47.121	11-	28.155	120.3	18.828		46.983
5-	28.474	117.5	19.120	159.4	47.594	12-	27.942	120.1	18.718		46.660
6-	28.052	122.0	18.844	158.3	46.896	13-	27.709	123.1	18.591		46.300
7-	28.096	120.7	18.888	158.6	46.984						
12	Dean THOMAS Samsung Superbike Team										
1-	Out	91.8	21.002	147.8	1:03.609	5-	32.220	111.8	19.173	155.7	51.393
2-	30.775	106.0	19.763	152.2	50.538	6-	28.390	113.2	18.996	155.7	47.386
3-	29.161	112.6	19.362	148.1	48.523	7-	28.493	113.0	19.184	153.6	47.677
4-	29.268	108.1	19.889	133.9	49.157	8-	28.531	113.4	19.096	156.1	47.627
17	Simon ANDREWS Jentini Racing/Lloyds British										
1-	Out	94.1	21.906	138.7	57.545	10-	28.231	121.1	18.857	156.4	47.088
2-	31.195	114.7	19.782	155.0	50.977	11-	28.159	119.6	18.719	158.6	46.878
3-	28.689	117.3	19.257	156.1	47.946	12-	28.240	121.6	19.036	157.9	47.276
4-	28.351	116.5	19.028	156.4	47.379	13-	28.158	122.2	18.810	157.2	46.968
5-	28.267	117.9	19.016	157.2	47.283	14-	27.957	123.1	18.793	157.9	46.750
6-	28.340	117.9	18.908	157.2	47.248	15-	29.679	112.0	In		1:34.260P
7-	28.100	119.8	18.918	157.5	47.018	16-	Out	119.4	19.151	156.4	55.947
8-	28.176	116.9	19.014	155.7	47.190	17-	28.347	121.6	19.359	156.4	47.706
9-	28.981	120.1	18.996	156.4	47.977	18-	27.934	122.2	18.799	149.5	46.733
18	Tommy BRIDEWELL Team NB										
1-	29.802	111.1	19.692	157.2	49.494	10-	28.671	120.9	19.244	157.5	47.915
2-	29.903	116.1	In		1:36.928P	11-	28.653	121.6	19.246	156.4	47.899
3-	Out	86.0	23.913	153.6	1:07.345	12-	28.853	123.1	19.696	155.0	48.549
4-	29.157	118.1	19.472	158.6	48.629	13-	28.593	123.1	19.138	157.2	47.731
5-	29.083	116.7	19.402	157.5	48.485	14-	28.703	120.7	19.298	157.2	48.001
6-	28.805	118.4	19.304	157.5	48.109	15-	28.841	118.4	19.028	157.5	47.869
7-	28.914	120.3	19.279	157.2	48.193	16-	28.551	121.6	19.217	158.3	47.768
8-	28.934	118.8	19.244	159.0	48.178	17-	28.667	120.7	19.185	156.8	47.852
9-	28.914	117.3	19.270	156.8	48.184						
21	Tom TUNSTALL Hardinge - Ice Valley Motorsport										
1-	Out	102.9	20.437	152.5	52.926	10-	28.305	116.5	19.304	157.5	47.609
2-	29.605	113.2	19.715	154.6	49.320	11-	28.783	117.3	In		1:30.532P
3-	29.010	115.9	19.448	156.8	48.458	12-	Out	85.5	23.359	153.9	57.776
4-	28.602	117.5	19.591	155.0	48.193	13-	28.455	119.6	19.229	156.1	47.684
5-	28.519	117.1	19.234	156.8	47.753	14-	28.753	111.3	19.488	155.0	48.241
6-	28.357	117.5	19.155	156.8	47.512	15-	28.380	118.8	19.293	155.0	47.673
7-	28.426	116.5	19.200	155.3	47.626	16-	28.216	118.8	19.116	156.1	47.332
8-	28.316	117.9	19.129	156.4	47.445	17-	28.048	120.3	19.171	155.7	47.219
9-	28.227	116.7	19.189	156.8	47.416	18-	28.330	119.0	19.132	154.3	47.462

Brands Hatch Indy
Circuit Length = 1.1986 miles
Start: 10:00 End: 10:16

Weather / Track : Bright / Dry

2007 BENNETTS British Superbike Championship & Superbike Cup
 WARM-UP - SECTOR ANALYSIS

8 -	28.248	125.0	19.000	155.3	47.248	16 -	28.222	113.7	19.204	47.426	
111	Malcolm ASHLEY					MAR					
1 -	Out	96.6	21.075	144.0	59.934	9 -	28.649	118.4	19.273	153.9	47.922
2 -	30.842	110.9	19.692	149.8	50.534	10 -	28.564	121.4	19.345		47.909
3 -	29.232	117.9	19.356	151.1	48.588	11 -	30.180	111.3	In		2:33.259P
4 -	29.247	118.4	19.371	150.8	48.618	12 -	Out	112.4	19.444		57.863
5 -	28.848	122.0	19.228	150.8	48.076	13 -	29.084	120.5	19.411		48.495
6 -	28.896	115.9	19.584	153.6	48.480	14 -	28.961	119.8	19.299		48.260
7 -	28.693	119.8	19.217	151.5	47.910	15 -	28.410	125.2	19.445		47.855
8 -	28.800	120.1	19.166	150.8	47.966	16 -	28.471	123.1	19.293	149.5	47.764
112	Sean EMMETT					Samsung Superbike Team					
1 -	Out	110.9	19.747	152.9	52.546	10 -	28.594	118.6	18.859	155.0	47.453
2 -	28.989	118.4	18.999	155.3	47.988	11 -	28.223	121.1	18.935	155.0	47.158
3 -	28.696	113.2	19.158	157.5	47.854	12 -	35.856	101.8	19.124	154.3	54.980
4 -	28.553	111.5	19.435	159.0	47.988	13 -	28.712	119.2	19.016	153.9	47.728
5 -	28.329	117.1	18.897	157.9	47.226	14 -	28.527	125.4	20.576	130.8	49.103
6 -	28.248	115.9	18.917	159.0	47.165	15 -	29.060	114.7	18.817	157.5	47.877
7 -	28.439	116.3	19.191	157.5	47.630	16 -	28.650	119.6	18.811	157.2	47.461
8 -	28.218	123.8	19.040	157.2	47.258	17 -	28.390	121.4	18.912	155.0	47.302
9 -	28.332	119.6	18.854	157.2	47.186	18 -	30.632	118.6	20.241	134.2	50.873

MCRCB BULLETIN TK074

2007 BENNETTS British Superbike Championship & Superbike Cup WARM-UP - SPEED TRAPS

SECTOR 1				SECTOR 2			FINISH LINE			
POS	NO	NAME	MPH	NO	NAME	MPH	NO	NAME	MPH	
1	5	Karl HARRIS	129.1				4	Jonathan REA	164.1	
2	8	Tommy HILL	128.3				66	Tom SYKES	163.3	
3	36	Gregorio LAVILLA	127.8				67	Shane BYRNE	163.3	
4	77	Marty NUTT	127.6				1	Ryuichi KIYONARI	162.9	
5	91	Leon HASLAM	127.3				8	Tommy HILL	162.1	
6	1	Ryuichi KIYONARI	126.9				35	Cal CRUTCHLOW	161.7	
7	35	Cal CRUTCHLOW	126.1				2	Ian HUTCHINSON	161.3	
8	94	Tristan PALMER	126.1				5	Karl HARRIS	160.2	
9	4	Jonathan REA	125.9				91	Leon HASLAM	160.2	
10	66	Tom SYKES	125.7				9	Chris WALKER	159.8	
11	67	Shane BYRNE	125.7				64	Aaron ZANOTTI	159.8	
12	112	Sean EMMETT	125.4				77	Marty NUTT	159.4	
13	111	Malcolm ASHLEY	125.2				6	James HAYDON	159.0	
14	22	Steve PLATER	124.3				18	Tommy BRIDEWELL	159.0	
15	9	Chris WALKER	123.6				36	Gregorio LAVILLA	159.0	
16	2	Ian HUTCHINSON	123.1				88	Scott SMART	159.0	
17	17	Simon ANDREWS	123.1				112	Sean EMMETT	159.0	
18	18	Tommy BRIDEWELL	123.1				17	Simon ANDREWS	158.6	
19	3	Michael RUTTER	122.5				40	Martin JESSOPP	158.6	
20	64	Aaron ZANOTTI	121.4				22	Steve PLATER	158.3	
21	65	John INGRAM	121.4				21	Tom TUNSTALL	157.5	
22	32	Kenny GILBERTSON	120.7				65	John INGRAM	157.5	
23	34	Guy MARTIN	120.7				3	Michael RUTTER	157.2	
24	56	James BUCKINGHAM	120.5				26	Chris MARTIN	156.8	
25	88	Scott SMART	120.5				12	Dean THOMAS	156.1	
26	6	James HAYDON	120.3				94	Tristan PALMER	155.7	
27	21	Tom TUNSTALL	120.3				27	Paul BARRON	155.3	
28	26	Chris MARTIN	119.0				68	David JOHNSON	155.0	
29	28	Neil FAULKNER	118.4				56	James BUCKINGHAM	154.6	
30	68	David JOHNSON	118.1				32	Kenny GILBERTSON	153.9	
31	40	Martin JESSOPP	116.3				34	Guy MARTIN	153.9	
32	27	Paul BARRON	114.9				111	Malcolm ASHLEY	153.9	
33	12	Dean THOMAS	113.4				28	Neil FAULKNER	151.5	

Weather / Track : Bright / Dry

www.msttiming.com

Brands Hatch Indy
Circuit Length = 1.1986 miles
Start: 10:00 End: 10:16

Printed - 10.17 Sunday, 14 October 2007


MCRCB BULLETIN TK075

2007 BENNETTS British Superbike Championship & Superbike Cup WARM-UP - BEST SECTORS

SECTOR 1			SECTOR 2			IDEAL / BEST COMPARISON						
POS	NO	NAME	TIME	NO	NAME	TIME	POS	NO	NAME	IDEAL	BEST	DIFF
1	35	CRUTCHLOW	27.327	91	HASLAM	18.340	1	35	CRUTCHLOW	45.727	45.727	0.000
2	36	LAVILLA	27.364	36	LAVILLA	18.373	2	36	LAVILLA	45.737	45.780	0.043
3	4	REA	27.427	5	HARRIS	18.378	3	91	HASLAM	45.835	45.902	0.067
4	66	SYKES	27.443	35	CRUTCHLOW	18.400	4	5	HARRIS	45.861	45.966	0.105
5	67	BYRNE	27.468	67	BYRNE	18.417	5	67	BYRNE	45.885	45.995	0.110
6	1	KIYONARI	27.478	4	REA	18.512	6	4	REA	45.939	45.972	0.033
7	5	HARRIS	27.483	1	KIYONARI	18.517	7	66	SYKES	45.985	45.985	0.000
8	91	HASLAM	27.495	66	SYKES	18.542	8	1	KIYONARI	45.995	46.046	0.051
9	9	WALKER	27.709	9	WALKER	18.591	9	9	WALKER	46.300	46.300	0.000
10	8	HILL	27.731	8	HILL	18.612	10	8	HILL	46.343	46.426	0.083
11	22	PLATER	27.749	2	HUTCHINSON	18.667	11	22	PLATER	46.446	46.519	0.073
12	77	NUTT	27.784	6	HAYDON	18.673	12	2	HUTCHINSON	46.509	46.509	0.000
13	2	HUTCHINSON	27.842	22	PLATER	18.697	13	6	HAYDON	46.570	46.593	0.023
14	88	SMART	27.866	17	ANDREWS	18.719	14	17	ANDREWS	46.653	46.733	0.080
15	6	HAYDON	27.897	3	RUTTER	18.757	15	3	RUTTER	46.656	46.656	0.000
16	3	RUTTER	27.899	112	EMMETT	18.811	16	77	NUTT	46.691	46.835	0.144
17	94	PALMER	27.929	94	PALMER	18.850	17	94	PALMER	46.779	46.840	0.061
18	17	ANDREWS	27.934	77	NUTT	18.907	18	88	SMART	46.793	46.810	0.017
19	64	ZANOTTI	28.043	88	SMART	18.927	19	112	EMMETT	47.029	47.158	0.129
20	21	TUNSTALL	28.048	12	THOMAS	18.996	20	64	ZANOTTI	47.151	47.151	0.000
21	112	EMMETT	28.218	18	BRIDEWELL	19.028	21	21	TUNSTALL	47.164	47.219	0.055
22	12	THOMAS	28.390	68	JOHNSON	19.030	22	12	THOMAS	47.386	47.386	0.000
23	68	JOHNSON	28.394	26	MARTIN	19.035	23	68	JOHNSON	47.424	47.475	0.051
24	111	ASHLEY	28.410	65	INGRAM	19.091	24	26	MARTIN	47.505	47.505	0.000
25	34	MARTIN	28.430	27	BARRON	19.107	25	111	ASHLEY	47.576	47.764	0.188
26	56	BUCKINGHAM	28.444	64	ZANOTTI	19.108	26	18	BRIDEWELL	47.579	47.731	0.152
27	32	GILBERTSON	28.461	21	TUNSTALL	19.116	27	56	BUCKINGHAM	47.618	47.618	0.000
28	26	MARTIN	28.470	111	ASHLEY	19.166	28	34	MARTIN	47.621	47.638	0.017
29	18	BRIDEWELL	28.551	56	BUCKINGHAM	19.174	29	65	INGRAM	47.738	47.746	0.008
30	40	JESSOPP	28.594	34	MARTIN	19.191	30	32	GILBERTSON	47.739	47.835	0.096
31	65	INGRAM	28.647	28	FAULKNER	19.209	31	27	BARRON	47.785	47.829	0.044
32	27	BARRON	28.678	40	JESSOPP	19.247	32	40	JESSOPP	47.841	48.029	0.188
33	28	FAULKNER	28.736	32	GILBERTSON	19.278	33	28	FAULKNER	47.945	47.961	0.016
Perfect lap										45.667		

MCRCB BULLETIN TK076

2007 BENNETTS British Superbike Championship & Superbike Cup RACES 2 & 6 - FINAL GRID

ROW 9				47.675	27 Paul BARRON
ROW 8	47.328	47.202	47.164	47.101	
	111 Malcolm ASHLEY	18 Tommy BRIDEWELL	40 Martin JESSOPP	34 Guy MARTIN	
ROW 7	47.097	47.049	46.973	46.946	
	32 Kenny GILBERTSON	21 Tom TUNSTALL	26 Chris MARTIN	65 John INGRAM	
ROW 6	46.874	46.868	46.810	46.629	
	68 David JOHNSON	112 Sean EMMETT	28 Neil FAULKNER	64 Aaron ZANOTTI	
ROW 5	46.556	46.517	46.453	46.407	
	17 Simon ANDREWS	56 James BUCKINGHAM	88 Scott SMART	8 Tommy HILL	
ROW 4	46.306	46.303	46.172	46.160	
	77 Marty NUTT	94 Tristan PALMER	12 Dean THOMAS	22 Steve PLATER	
ROW 3	46.082	46.077	46.074	45.970	
	3 Michael RUTTER	9 Chris WALKER	2 Ian HUTCHINSON	6 James HAYDON	
ROW 2	45.564	45.484	45.450	45.385	
	5 Karl HARRIS	91 Leon HASLAM	35 Cal CRUTCHLOW	1 Ryuichi KIYONARI	
ROW 1	45.384	45.383	45.381	45.190	
	67 Shane BYRNE	4 Jonathan REA	66 Tom SYKES	36 Gregorio LAVILLA	
Pole					
					

Brands Hatch Indy
Circuit Length = 1.1986 miles

Race Director :

Stewards :

Timekeeper :

MRCRB BULLETIN TK102

2007 BENNETTS British Superbike Championship & Superbike Cup RACE 2 - CLASSIFICATION

POS	NO	CL	NAME	NAT	ENTRY	LAPS	TIME	GAP	DIFF	MPH	BEST	ON
1	36		Gregorio LAVILLA	ESP	Ducati - Airwaves Ducati	30	23:35.208			91.47	45.460	9
2	4		Jonathan REA	GBR	Honda - HM Plant Honda	30	23:37.707	2.499	2.499	91.31	45.666	15
3	1		Ryuichi KIYONARI	JPN	Honda - HM Plant Honda	30	23:38.598	3.390	0.891	91.25	45.719	6
4	91		Leon HASLAM	GBR	Ducati - Airwaves Ducati	30	23:38.658	3.450	0.060	91.24	45.746	15
5	35		Cal CRUTCHLOW	GBR	Suzuki - Rizla Suzuki	30	23:38.881	3.673	0.223	91.23	45.761	5
6	67		Shane BYRNE	GBR	Honda - Stobart Vent Axia Motorsport	30	23:39.401	4.193	0.520	91.20	45.743	21
7	9		Chris WALKER	GBR	Suzuki - Rizla Suzuki	30	23:51.923	16.715	12.522	90.40	46.371	22
8	3		Michael RUTTER	GBR	Kawasaki - Isilon MSS Discovery Kawasaki	30	23:52.026	16.818	0.103	90.39	46.442	15
9	17		Simon ANDREWS	GBR	Yamaha - Jentin Racing/Lloyds British	30	23:55.731	20.523	3.705	90.16	46.504	4
10	22		Steve PLATER	GBR	Yamaha - AIM Racing	30	23:55.789	20.581	0.058	90.16	46.624	8
11	88		Scott SMART	GBR	Kawasaki - Hawk Colchester Kawasaki	30	23:58.905	23.697	3.116	89.96	46.560	23
12	2		Ian HUTCHINSON	GBR	Honda - Bike Animal Honda	30	23:59.465	24.257	0.560	89.93	46.580	8
13	77		Marty NUTT	GBR	Yamaha - Virgin Media Optoma Loans	30	24:01.241	26.033	1.776	89.81	46.619	7
14	94	C	Tristan PALMER	GBR	Honda - THR Racing	30	24:02.783	27.575	1.542	89.72	46.928	8
15	18		Tommy BRIDEWELL	GBR	Suzuki - Team NB	30	24:09.756	34.548	6.973	89.29	47.137	7
16	12		Dean THOMAS	AUS	Suzuki - Samsung Superbike Team	30	24:09.839	34.631	0.083	89.28	46.747	7
17	56	C	James BUCKINGHAM	GBR	Honda - Quay Garage	30	24:10.888	35.680	1.049	89.22	47.093	14
18	34		Guy MARTIN	GBR	Yamaha - Ezylet Phase One	30	24:11.718	36.510	0.830	89.17	47.293	29
19	21	C	Tom TUNSTALL	GBR	Honda - Hardinge - Ice Valley Motorsport	30	24:11.949	36.741	0.231	89.15	47.210	14
20	111	C	Malcolm ASHLEY	GBR	Kawasaki - MAR	29	23:40.535	1 lap	1 lap	88.09	47.850	23

NOT CLASSIFIED

DNF	32	C	Kenny GILBERTSON	GBR	Kawasaki - Astro / KS Kawasaki	28	22:52.290	2 laps	1 lap	88.04	47.570	7
DNF	8		Tommy HILL	GBR	Yamaha - Virgin Media Optoma Loans	26	21:45.140	4 laps	2 laps	85.96	46.662	7
DNF	64		Aaron ZANOTTI	GBR	Honda - Hydrex Honda	17	16:12.910	13 laps	9 laps	75.39	46.695	8
DNF	26		Chris MARTIN	GBR	Honda - Red Viper Racing	17	14:42.474	13 laps	4.639	83.12	47.145	8
DNF	5		Karl HARRIS	GBR	Honda - Hydrex Honda	16	13:47.853	14 laps	1 lap	83.39	45.792	5
DNF	27	C	Paul BARRON	IRL	Yamaha - PBM Racing Ireland	15	13:14.828	15 laps	1 lap	81.43	47.437	8
DNF	28	C	Neil FAULKNER	GBR	Yamaha - Team Emco - NSF Racing	14	11:30.446	16 laps	1 lap	87.49	46.920	14
DNF	40	C	Martin JESSOPP	GBR	Honda - Riders Racing	11	9:06.144	19 laps	3 laps	86.91	48.107	5
DNF	66		Tom SYKES	GBR	Honda - Stobart Vent Axia Motorsport	8	6:13.225	22 laps	3 laps	92.49	45.771	5
DNF	112		Sean EMMETT	GBR	Suzuki - Samsung Superbike Team	7	6:26.612	23 laps	1 lap	78.12	47.148	4
DNF	6		James HAYDON	GBR	Kawasaki - Hawk Colchester Kawasaki	5	4:55.154	25 laps	2 laps	73.09	47.349	3
DNF	68		David JOHNSON	AUS	Honda - PR Branson Honda Racing	5	4:58.190	25 laps	4.667	72.35	47.790	3
DNF	65		John INGRAM	GBR	Yamaha - SMT Yamaha	0						

FASTEST LAP

36	Gregorio LAVILLA	ESP	Ducati - Airwaves Ducati	9	45.460	94.91 mph	152.75 kph
28	C Neil FAULKNER	GBR	Yamaha - Team Emco - NSF Racing	14	46.920	91.96 mph	148.00 kph

NEW LAP RECORD

Weather / Track : Bright / Dry

These results are provisional until the conclusion of any judicial and technical matters.

Brands Hatch Indy
Circuit Length = 1.1986 miles
Start: 12:00 End: 12:25

Race Director :	Stewards :	Timekeeper :
-----------------	------------	--------------

2007 BENNETTS British Superbike Championship & Superbike Cup

RACE 2 - LAP CHART

Lap 1			Lap 2			Lap 3			Lap 4			Lap 5		
No	Behind	Laptime	No	Behind	Laptime	No	Behind	Laptime	No	Behind	Laptime	No	Behind	Laptime
4		50.441	4		46.164	4		45.789	4		45.771	4		45.821
1	0.197	50.638	1	0.209	46.176	1	0.279	45.859	1	0.242	45.734	1	0.278	45.857
66	0.778	51.219	66	0.979	46.365	66	1.258	46.068	66	1.328	45.841	66	1.278	45.771
36	0.940	51.381	36	1.093	46.317	36	1.368	46.064	36	1.416	45.819	36	1.387	45.792
91	1.050	51.491	91	1.230	46.344	91	1.539	46.098	91	1.629	45.861	91	1.615	45.807
35	1.186	51.627	35	1.383	46.361	35	1.735	46.141	35	1.984	46.020	35	1.924	45.761
3	1.613	52.054	5	1.783	46.202	5	2.088	46.094	5	2.319	46.002	5	2.290	45.792
5	1.745	52.186	3	2.415	46.966	3	3.071	46.445	3	3.795	46.495	67	3.960	45.927
67	1.929	52.370	67	2.499	46.734	67	3.152	46.442	67	3.854	46.473	3	4.713	46.739
9	2.103	52.544	9	2.978	47.039	9	3.639	46.450	9	4.435	46.567	9	4.988	46.374
6	2.720	53.161	17	4.025	47.207	17	4.998	46.762	17	5.731	46.504	17	6.560	46.650
22	2.883	53.324	6	4.390	47.834	6	5.950	47.349	8	7.259	47.035	8	8.201	46.763
17	2.982	53.423	22	4.570	47.851	8	5.995	47.095	22	7.498	47.229	22	8.412	46.735
8	2.993	53.434	2	4.679	47.697	22	6.040	47.259	6	7.924	47.745	2	8.867	46.707
2	3.146	53.587	8	4.689	47.860	2	6.425	47.535	2	7.981	47.327	88	9.732	47.279
77	3.321	53.762	77	4.877	47.720	12	6.668	47.291	12	8.177	47.280	12	10.101	47.745
12	3.465	53.906	12	5.166	47.865	88	7.038	47.538	88	8.274	47.007	6	10.201	48.098
88	3.624	54.065	88	5.289	47.829	77	7.433	48.345	77	8.618	46.956	77	10.368	47.571
56	3.931	54.372	56	5.650	47.883	56	7.634	47.773	56	9.006	47.143	94	10.449	47.147
94	4.135	54.576	94	5.891	47.920	94	7.767	47.665	94	9.123	47.127	56	10.763	47.578
64	4.182	54.623	64	5.980	47.962	64	7.885	47.694	64	9.290	47.176	64	10.832	47.363
26	4.402	54.843	112	6.232	47.751	112	8.180	47.737	112	9.557	47.148	112	10.960	47.224
112	4.645	55.086	26	6.560	48.322	26	8.628	47.857	26	10.503	47.646	26	12.116	47.434
18	4.887	55.328	18	6.774	48.051	18	8.719	47.734	18	10.622	47.674	18	12.244	47.443
68	4.903	55.344	68	7.048	48.309	68	9.049	47.790	68	11.188	47.910	34	13.583	47.771
32	5.169	55.610	32	7.338	48.333	32	9.196	47.647	32	11.458	48.033	28	14.000	47.889
34	5.271	55.712	34	7.944	48.837	34	9.785	47.630	34	11.633	47.619	32	14.009	48.372
28	5.507	55.948	28	8.222	48.879	28	9.935	47.502	28	11.932	47.768	21	14.312	47.769
21	5.774	56.215	21	8.496	48.886	21	10.536	47.829	21	12.364	47.599	68	14.868	49.501
27	5.875	56.316	27	8.612	48.901	27	10.706	47.883	27	12.516	47.581	27	14.889	48.194
111	6.004	56.445	111	8.783	48.943	40	11.363	48.335	40	13.700	48.108	40	15.986	48.107
40	6.135	56.576	40	8.817	48.846	111	11.367	48.373	111	13.862	48.266	111	16.289	48.248

NEW LAP RECORD

Weather / Track : Bright / Dry

www.msttiming.com

Brands Hatch Indy
Circuit Length = 1.1986 miles
Start: 12:00 End: 12:25

2007 BENNETTS British Superbike Championship & Superbike Cup

RACE 2 - LAP CHART

Lap 6			Lap 7			Lap 8			Lap 9			Lap 10		
No	Behind	Laptime	No	Behind	Laptime	No	Behind	Laptime	No	Behind	Laptime	No	Behind	Laptime
4		45.822	4		45.899	4		45.804	4		45.934	4		53.423
1	0.175	45.719	1	0.246	45.970	1	0.343	45.901	1	0.259	45.850	1	0.343	53.507
66	1.509	46.053	66	1.636	46.026	36	1.657	45.708	36	1.183	45.460	36	0.715	52.955
36	1.604	46.039	36	1.753	46.048	66	1.714	45.882	91	2.231	46.190	91	1.358	52.550
91	1.616	45.823	91	1.895	46.178	91	1.975	45.884	35	2.404	46.080	35	1.687	52.706
35	1.911	45.809	35	2.104	46.092	35	2.258	45.958	5	2.775	46.074	5	1.983	52.631
5	2.272	45.804	5	2.381	46.008	5	2.635	46.058	67	4.076	45.892	67	2.683	52.030
67	4.033	45.895	67	4.082	45.948	67	4.118	45.840	9	7.529	46.526	9	2.987	48.881
3	5.549	46.658	9	6.269	46.571	9	6.937	46.472	3	8.447	46.886	3	5.099	50.075
9	5.597	46.431	3	6.654	47.004	3	7.495	46.645	17	10.063	46.829	17	5.751	49.111
17	7.618	46.880	17	8.335	46.616	17	9.168	46.637	8	11.813	46.896	8	7.486	49.096
8	9.175	46.796	8	9.938	46.662	8	10.851	46.717	22	11.972	46.920	22	7.654	49.105
22	9.292	46.702	22	10.166	46.773	22	10.986	46.624	2	12.335	47.031	2	7.933	49.021
2	9.635	46.590	2	10.462	46.726	2	11.238	46.580	88	13.564	46.927	88	8.622	48.481
88	10.829	46.919	88	11.787	46.857	88	12.571	46.588	12	14.316	47.207	12	9.294	48.401
12	11.042	46.763	12	11.890	46.747	12	13.043	46.957	77	14.503	47.111	77	9.636	48.556
77	11.683	47.137	77	12.403	46.619	77	13.326	46.727	64	15.237	46.992	64	10.076	48.262
94	12.451	47.824	64	13.288	46.705	64	14.179	46.695	94	16.456	46.975	94	10.800	47.767
64	12.482	47.472	94	14.291	47.739	94	15.415	46.928	56	17.542	47.154	56	12.264	48.145
112	12.716	47.578	112	14.376	47.559	56	16.322	47.237	26	17.825	47.347	26	12.419	48.017
56	13.411	48.470	56	14.889	47.377	26	16.412	47.145	18	18.094	47.247	18	12.608	47.937
26	13.693	47.399	26	15.071	47.277	18	16.781	47.401	34	20.166	47.527	34	14.765	48.022
18	13.946	47.524	18	15.184	47.137	34	18.573	47.642	28	20.323	47.625	28	14.931	48.031
34	15.155	47.394	34	16.735	47.479	28	18.632	47.559	21	20.863	47.268	21	15.260	47.820
28	15.511	47.333	28	16.877	47.265	21	19.529	47.551	32	21.633	47.999	32	16.873	48.663
32	15.991	47.804	32	17.662	47.570	32	19.568	47.710	27	21.907	47.899	27	17.089	48.605
21	16.239	47.749	21	17.782	47.442	27	19.942	47.437	40	25.423	48.321	40	20.765	48.765
27	16.715	47.648	27	18.309	47.493	40	23.036	48.220	111	25.822	48.532	111	20.903	48.504
40	18.310	48.146	40	20.620	48.209	111	23.224	48.281						
111	18.565	48.098	111	20.747	48.081									

NEW LAP RECORD

Weather / Track : Bright / Dry

www.msttiming.com

Brands Hatch Indy
Circuit Length = 1.1986 miles
Start: 12:00 End: 12:25

2007 BENNETTS British Superbike Championship & Superbike Cup

RACE 2 - LAP CHART

Lap 11			Lap 12			Lap 13			Lap 14			Lap 15		
No	Behind	Laptime	No	Behind	Laptime	No	Behind	Laptime	No	Behind	Laptime	No	Behind	Laptime
4		1:01.235	4		57.272	4		46.067	4		45.796	4		45.666
1	0.732	1:01.624	1	0.123	56.663	1	0.230	46.174	1	0.289	45.855	1	0.405	45.782
36	1.333	1:01.853	36	0.270	56.209	36	0.387	46.184	36	0.570	45.979	36	0.489	45.585
91	1.739	1:01.616	91	0.513	56.046	91	0.562	46.116	91	0.651	45.885	91	0.731	45.746
35	1.967	1:01.515	35	0.692	55.997	35	0.744	46.119	35	0.885	45.937	35	1.083	45.864
5	2.435	1:01.687	5	1.185	56.022	5	1.242	46.124	5	1.357	45.911	67	1.676	45.840
67	3.001	1:01.553	67	1.256	55.527	67	1.490	46.301	67	1.502	45.808	5	1.684	45.993
9	3.491	1:01.739	9	1.614	55.395	9	2.274	46.727	9	2.900	46.422	9	3.689	46.455
3	3.913	1:00.049	3	1.735	55.094	3	2.711	47.043	3	3.459	46.544	3	4.235	46.442
17	4.034	59.518	17	1.952	55.190	17	3.018	47.133	17	3.848	46.626	17	4.725	46.543
8	8.109	1:01.858	8	2.173	51.336	8	3.307	47.201	8	4.221	46.710	8	5.571	47.016
22	8.258	1:01.839	22	2.269	51.283	22	3.452	47.250	22	4.351	46.695	22	5.709	47.024
2	8.715	1:02.017	2	2.449	51.006	2	3.621	47.239	2	4.770	46.945	2	5.764	46.660
88	8.927	1:01.540	88	2.670	51.015	88	3.903	47.300	88	5.060	46.953	88	6.072	46.678
12	9.456	1:01.397	12	3.091	50.907	12	4.286	47.262	12	5.544	47.054	77	6.926	46.883
77	9.662	1:01.261	77	3.614	51.224	77	4.455	46.908	77	5.709	47.050	12	7.315	47.437
64	9.741	1:00.900	64	3.930	51.461	64	4.853	46.990	64	5.970	46.913	64	7.493	47.189
94	10.085	1:00.520	94	4.397	51.584	94	5.529	47.199	94	6.727	46.994	94	8.227	47.166
56	10.505	59.476	56	4.759	51.526	56	6.020	47.328	56	7.317	47.093	56	8.780	47.129
26	10.980	59.796	26	5.248	51.540	26	6.505	47.324	26	8.356	47.647	18	10.410	47.656
18	11.458	1:00.085	18	5.423	51.237	18	6.802	47.446	18	8.420	47.414	26	10.636	47.946
34	11.826	58.296	34	5.743	51.189	34	7.178	47.502	34	8.774	47.392	34	10.908	47.800
28	12.564	58.868	28	6.667	51.375	28	8.084	47.484	28	9.208	46.920	21	11.709	47.457
21	12.799	58.774	21	6.816	51.289	21	8.504	47.755	21	9.918	47.210	32	14.067	47.709
32	13.699	58.061	32	8.197	51.770	32	10.076	47.946	32	12.024	47.744	111	16.479	48.195
27	13.888	58.034	27	8.570	51.954	27	10.557	48.054	27	12.350	47.589	27	18.601	51.917
40	14.041	54.511	111	9.764	52.937	111	11.766	48.069	111	13.950	47.980			
111	14.099	54.431												

NEW LAP RECORD

Weather / Track : Bright / Dry

www.msttiming.com

Brands Hatch Indy
Circuit Length = 1.1986 miles
Start: 12:00 End: 12:25

2007 BENNETTS British Superbike Championship & Superbike Cup

RACE 2 - LAP CHART

Lap 16			Lap 17			Lap 18			Lap 19			Lap 20		
No	Behind	Laptime	No	Behind	Laptime	No	Behind	Laptime	No	Behind	Laptime	No	Behind	Laptime
4		45.853	4		45.748	4		45.907	4		45.786	36		45.881
36	0.349	45.713	36	0.226	45.625	36	0.121	45.802	36	0.176	45.841	4	0.060	46.117
1	0.717	46.165	1	0.785	45.816	1	0.820	45.942	1	0.949	45.915	1	0.851	45.959
91	0.868	45.990	91	1.058	45.938	91	0.906	45.755	91	1.129	46.009	91	0.989	45.917
35	1.157	45.927	35	1.302	45.893	35	1.287	45.892	35	1.511	46.010	35	1.384	45.930
67	1.601	45.778	67	1.785	45.932	67	1.655	45.777	67	1.770	45.901	67	1.677	45.964
5	3.177	47.346	9	5.420	46.611	9	6.168	46.655	9	7.029	46.647	9	7.732	46.760
9	4.557	46.721	3	6.093	46.823	3	6.890	46.704	3	7.751	46.647	3	8.245	46.551
3	5.018	46.636	17	6.726	46.945	17	7.657	46.838	17	9.159	47.288	17	10.077	46.975
17	5.529	46.657	8	8.503	47.333	22	9.693	46.995	22	10.749	46.842	22	11.443	46.751
8	6.918	47.200	22	8.605	47.270	2	10.315	47.560	2	11.446	46.917	2	12.593	47.204
22	7.083	47.227	2	8.662	47.250	8	10.344	47.748	8	12.380	47.822	8	14.095	47.772
2	7.160	47.249	88	8.971	47.519	77	10.508	47.309	88	12.434	47.561	88	14.148	47.771
88	7.200	46.981	77	9.106	47.033	88	10.659	47.595	77	12.606	47.884	77	14.287	47.738
77	7.821	46.748	64	9.714	46.824	12	12.052	47.272	12	13.429	47.163	94	14.501	47.023
64	8.638	46.998	12	10.687	47.166	94	12.312	47.274	94	13.535	47.009	12	14.833	47.461
12	9.269	47.807	94	10.945	47.230	56	12.879	47.399	56	14.333	47.240	56	15.610	47.334
94	9.463	47.089	56	11.387	47.107	18	14.813	47.320	18	16.238	47.211	18	17.636	47.455
56	10.028	47.101	18	13.400	47.261	34	16.124	47.546	34	18.146	47.808	34	19.642	47.553
18	11.887	47.330	26	14.353	47.657	21	16.880	48.046	21	18.506	47.412	21	20.069	47.620
26	12.444	47.661	34	14.485	47.598	32	22.211	48.478	32	24.806	48.381	32	27.015	48.266
34	12.635	47.580	21	14.741	47.324	111	24.059	48.258	111	26.584	48.311	111	28.662	48.135
21	13.165	47.309	32	19.640	48.788									
32	16.600	48.386	111	21.708	48.423									
111	19.033	48.407												

NEW LAP RECORD

Weather / Track : Bright / Dry

www.msttiming.com

Brands Hatch Indy
Circuit Length = 1.1986 miles
Start: 12:00 End: 12:25

2007 BENNETTS British Superbike Championship & Superbike Cup

RACE 2 - LAP CHART

Lap 21			Lap 22			Lap 23			Lap 24			Lap 25		
No	Behind	Laptime	No	Behind	Laptime	No	Behind	Laptime	No	Behind	Laptime	No	Behind	Laptime
36		45.676	36		45.819	36		45.694	36		45.925	36		45.802
4	0.358	45.974	4	0.513	45.974	4	0.788	45.969	4	0.852	45.989	4	1.013	45.963
1	1.214	46.039	1	1.472	46.077	1	1.966	46.188	1	2.110	46.069	1	2.313	46.005
91	1.291	45.978	91	1.543	46.071	91	2.033	46.184	91	2.276	46.168	91	2.464	45.990
35	1.600	45.892	35	1.795	46.014	35	2.291	46.190	35	2.462	46.096	35	2.713	46.053
67	1.744	45.743	67	1.878	45.953	67	2.566	46.382	67	2.677	46.036	67	2.794	45.919
9	8.619	46.563	9	9.171	46.371	9	10.037	46.560	9	10.717	46.605	9	11.559	46.644
3	9.236	46.667	3	9.916	46.499	3	10.903	46.681	3	11.587	46.609	3	12.483	46.698
17	11.436	47.035	17	12.523	46.906	17	13.485	46.656	17	14.422	46.862	17	15.542	46.922
22	12.394	46.627	22	13.326	46.751	22	14.527	46.895	22	15.609	47.007	22	16.658	46.851
2	13.753	46.836	2	14.901	46.967	2	16.126	46.919	2	17.630	47.429	2	18.940	47.112
88	15.313	46.841	88	16.214	46.720	88	17.080	46.560	88	17.832	46.677	88	18.990	46.960
77	15.832	47.221	77	16.855	46.842	77	18.121	46.960	77	19.073	46.877	77	20.079	46.808
8	16.372	47.953	94	17.733	47.091	94	19.056	47.017	94	20.183	47.052	94	21.416	47.035
94	16.461	47.636	8	18.477	47.924	8	20.619	47.836	8	22.640	47.946	8	25.012	48.174
12	16.596	47.439	12	18.526	47.749	12	20.706	47.874	12	22.698	47.917	12	25.096	48.200
56	17.096	47.162	56	18.875	47.598	56	21.005	47.824	56	23.085	48.005	56	25.300	48.017
18	19.302	47.342	18	20.745	47.262	18	22.460	47.409	18	23.791	47.256	18	25.387	47.398
34	21.622	47.656	34	23.391	47.588	34	25.275	47.578	34	27.086	47.736	34	28.722	47.438
21	21.860	47.467	21	23.542	47.501	21	25.387	47.539	21	27.175	47.713	21	28.845	47.472
32	29.613	48.274	32	32.134	48.340	32	35.232	48.792	32	37.675	48.368	32	40.236	48.363
111	31.495	48.509	111	33.750	48.074	111	35.906	47.850	111	37.961	47.980	111	40.334	48.175

NEW LAP RECORD

Weather / Track : Bright / Dry

www.msttiming.com

Brands Hatch Indy
Circuit Length = 1.1986 miles
Start: 12:00 End: 12:25

2007 BENNETTS British Superbike Championship & Superbike Cup

RACE 2 - LAP CHART

Lap 26			Lap 27			Lap 28			Lap 29			Lap 30		
No	Behind	Laptime	No	Behind	Laptime	No	Behind	Laptime	No	Behind	Laptime	No	Behind	Laptime
36		45.708	36		45.777	36		45.999	36		46.180	36		46.373
4	1.267	45.962	4	1.729	46.239	32	1 LAP	49.048	4	2.317	46.476	4	2.499	46.555
1	2.783	46.178	1	3.058	46.052	111	1 LAP	49.329	111	1 LAP	48.573	1	3.390	46.358
91	2.871	46.115	91	3.155	46.061	4	2.021	46.291	1	3.405	46.201	91	3.450	46.337
35	3.110	46.105	35	3.363	46.030	1	3.384	46.325	32	1 LAP	49.488	35	3.673	46.325
67	3.278	46.192	67	3.821	46.320	91	3.453	46.297	91	3.486	46.213	67	4.193	46.643
9	12.574	46.723	9	13.626	46.829	35	3.630	46.266	35	3.721	46.271	111	1 LAP	48.784
3	13.577	46.802	3	14.611	46.811	67	3.857	46.035	67	3.923	46.246	9	16.715	47.819
17	16.640	46.806	17	18.075	47.212	9	14.479	46.852	9	15.269	46.970	3	16.818	47.055
22	17.686	46.736	22	18.731	46.822	3	15.488	46.876	3	16.136	46.828	17	20.523	47.019
88	20.309	47.027	88	21.343	46.811	17	18.982	46.906	17	19.877	47.075	22	20.581	46.816
2	20.444	47.212	2	21.609	46.942	22	19.474	46.742	22	20.138	46.844	88	23.697	47.041
77	21.540	47.169	77	22.803	47.040	88	22.361	47.017	88	23.029	46.848	2	24.257	47.217
94	23.012	47.304	94	24.207	46.972	2	22.589	46.979	2	23.413	47.004	77	26.033	47.495
8	27.537	48.233	18	30.049	48.138	77	23.877	47.073	77	24.911	47.214	94	27.575	47.760
12	27.631	48.243	12	30.157	48.303	94	25.159	46.951	94	26.188	47.209	18	34.548	47.717
18	27.688	48.009	56	30.515	48.248	18	31.634	47.584	18	33.204	47.750	12	34.631	47.680
56	28.044	48.452	34	32.667	47.772	12	31.823	47.665	12	33.324	47.681	56	35.680	47.965
34	30.672	47.658	21	32.994	48.026	56	32.598	48.082	56	34.088	47.670	34	36.510	47.648
21	30.745	47.608				34	34.122	47.454	34	35.235	47.293	21	36.741	47.702
32	42.875	48.347				21	34.329	47.334	21	35.412	47.263			
111	42.970	48.344												

NEW LAP RECORD

Weather / Track : Bright / Dry

www.msttiming.com

Brands Hatch Indy
Circuit Length = 1.1986 miles
Start: 12:00 End: 12:25

MCRCB BULLETIN TK105

2007 BENNETTS British Superbike Championship & Superbike Cup

RACE 2 - SECTOR ANALYSIS

13 -	27.577	123.8	18.490	160.5	46.067	28 -	27.541	124.3	18.750	162.1	46.291
14 -	27.334	125.0	18.462	160.9	45.796	29 -	27.723	120.3	18.753	160.9	46.476
15 -	27.268	125.4	18.398	161.3	45.666	30 -	27.695	121.1	18.860	152.5	46.555
5	Karl HARRIS					Hydrex Honda					
1 -		122.2	18.879	159.4	52.186	9 -	27.623	126.6	18.451		46.074
2 -	27.642	118.8	18.560	159.8	46.202	10 -	30.119	112.4	22.512	103.9	52.631
3 -	27.603	120.1	18.491	160.5	46.094	11 -	35.305	59.2	26.382	91.2	1:01.687
4 -	27.562	124.5	18.440		46.002	12 -	35.097	92.2	20.925		56.022
5 -	27.427	128.1	18.365		45.792	13 -	27.738	126.9	18.386		46.124
6 -	27.388	126.4	18.416		45.804	14 -	27.445	125.9	18.466	157.9	45.911
7 -	27.645	125.4	18.363		46.008	15 -	27.444	127.6	18.549		45.993
8 -	27.578	127.3	18.480		46.058	16 -	28.088	115.5	19.258		47.346
6	James HAYDON					Hawk Colchester Kawasaki					
1 -		116.7	19.253	157.5	53.161	4 -	28.657	112.4	19.088	155.3	47.745
2 -	28.758	117.5	19.076	154.6	47.834	5 -	28.774	113.4	19.324	154.3	48.098
3 -	28.236	117.7	19.113	157.2	47.349						
8	Tommy HILL					Virgin Media Optoma Loans					
1 -		112.2	19.273	159.0	53.434	14 -	27.968	125.0	18.742	160.2	46.710
2 -	28.747	116.5	19.113	158.6	47.860	15 -	28.019	127.8	18.997	159.0	47.016
3 -	28.255	120.5	18.840	160.2	47.095	16 -	28.134	123.4	19.066	158.3	47.200
4 -	28.291	125.2	18.744	159.0	47.035	17 -	28.204	123.4	19.129	159.0	47.333
5 -	27.935	125.2	18.828	159.4	46.763	18 -	28.538	120.3	19.210	157.5	47.748
6 -	27.951	127.3	18.845	159.0	46.796	19 -	28.681	121.1	19.141	157.9	47.822
7 -	27.949	127.1	18.713	159.0	46.662	20 -	28.540	119.0	19.232	158.6	47.772
8 -	27.964	126.1	18.753	159.0	46.717	21 -	28.806	123.1	19.147	157.9	47.953
9 -	28.082	125.4	18.814	159.0	46.896	22 -	28.685	121.4	19.239	157.2	47.924
10 -	29.520	114.3	19.576	153.6	49.096	23 -	28.564	122.0	19.272	157.5	47.836
11 -	35.070	102.3	26.788	71.2	1:01.858	24 -	28.602	122.5	19.344	156.1	47.946
12 -	31.435	116.7	19.901	157.9	51.336	25 -	28.699	120.9	19.475	156.4	48.174
13 -	28.333	119.4	18.868	160.5	47.201	26 -	28.752	120.3	19.481	156.8	48.233
9	Chris WALKER					Rizla Suzuki					
1 -		117.5	18.785		52.544	16 -	27.894	119.0	18.827		46.721
2 -	28.419	120.7	18.620		47.039	17 -	27.808	123.8	18.803		46.611
3 -	27.924	120.3	18.526		46.450	18 -	27.832	123.1	18.823		46.655
4 -	27.929	120.9	18.638		46.567	19 -	27.888	123.1	18.759		46.647
5 -	27.849	120.5	18.525		46.374	20 -	27.870	124.5	18.890		46.760
6 -	27.886	122.5	18.545		46.431	21 -	27.716	122.9	18.847		46.563
7 -	27.880	120.9	18.691		46.571	22 -	27.600	123.4	18.771		46.371
8 -	27.765	122.0	18.707		46.472	23 -	27.705	121.8	18.855		46.560
9 -	27.777	122.2	18.749		46.526	24 -	27.803	121.6	18.802		46.605
10 -	28.287	117.5	20.594		48.881	25 -	27.707	122.5	18.937		46.644
11 -	34.897	55.3	26.842		1:01.739	26 -	27.882	121.1	18.841		46.723
12 -	34.588	97.0	20.807		55.395	27 -	27.864	120.7	18.965		46.829
13 -	28.048	122.7	18.679		46.727	28 -	27.851	121.1	19.001		46.852
14 -	27.750	121.4	18.672		46.422	29 -	28.025	119.2	18.945		46.970
15 -	27.769	122.9	18.686		46.455	30 -	28.412	121.6	19.407		47.819
12	Dean THOMAS					Samsung Superbike Team					
1 -		109.7	19.397		53.906	16 -	28.732	115.1	19.075		47.807
2 -	28.901	116.5	18.964		47.865	17 -	28.177	119.0	18.989		47.166
3 -	28.548	116.5	18.743		47.291	18 -	28.277	119.4	18.995		47.272
4 -	28.250	115.9	19.030		47.280	19 -	28.178	120.7	18.985		47.163
5 -	28.639	113.6	19.106		47.745	20 -	28.467	117.3	18.994		47.461
6 -	27.998	118.8	18.765		46.763	21 -	28.376	117.7	19.063		47.439
7 -	27.957	119.2	18.790		46.747	22 -	28.598	119.2	19.151	151.8	47.749
8 -	28.112	116.9	18.845		46.957	23 -	28.625	119.6	19.249	151.8	47.874
9 -	28.260	113.4	18.947		47.207	24 -	28.658	114.9	19.259	149.8	47.917
10 -	29.086	110.6	19.315		48.401	25 -	28.754	116.1	19.446		48.200
11 -	34.524	81.0	26.873	61.5	1:01.397	26 -	28.744	120.5	19.499		48.243
12 -	31.590	109.5	19.317		50.907	27 -	28.752	116.9	19.551		48.303
13 -	28.430	117.5	18.832		47.262	28 -	28.547	117.9	19.118		47.665

NEW LAP RECORD

Weather / Track : Bright / Dry

www.msttiming.com

Brands Hatch Indy
Circuit Length = 1.1986 miles
Start: 12:00 End: 12:25

MCRCB BULLETIN TK105

2007 BENNETTS British Superbike Championship & Superbike Cup

RACE 2 - SECTOR ANALYSIS

11 -	34.836	93.6	26.704	72.5	1:01.540	26 -	28.000	120.1	19.027	155.0	47.027
12 -	31.759	109.3	19.256	159.8	51.015	27 -	27.804	121.8	19.007	155.0	46.811
13 -	28.472	119.2	18.828	158.3	47.300	28 -	27.976	121.1	19.041	155.3	47.017
14 -	28.054	115.7	18.899	155.7	46.953	29 -	27.760	122.5	19.088	156.8	46.848
15 -	27.848	120.9	18.830	157.5	46.678	30 -	27.956	118.8	19.085	157.2	47.041
91	Leon HASLAM					Airwaves Ducati					
1 -		116.3	18.771	157.5	51.491	16 -	27.595	123.6	18.395	159.0	45.990
2 -	27.927	124.5	18.417	157.9	46.344	17 -	27.501	125.4	18.437	159.0	45.938
3 -	27.724	123.6	18.374	159.0	46.098	18 -	27.367	125.2	18.388	158.6	45.755
4 -	27.630	126.1	18.231	157.9	45.861	19 -	27.633	125.9	18.376	159.4	46.009
5 -	27.557	125.4	18.250	159.4	45.807	20 -	27.493	123.6	18.424	159.0	45.917
6 -	27.481	125.7	18.342	157.9	45.823	21 -	27.564	126.6	18.414	158.6	45.978
7 -	27.817	126.1	18.361	156.1	46.178	22 -	27.589	125.4	18.482	159.8	46.071
8 -	27.598	126.1	18.286	160.2	45.884	23 -	27.613	124.0	18.571	159.0	46.184
9 -	27.768	122.9	18.422	158.6	46.190	24 -	27.698	126.9	18.470	158.3	46.168
10 -	29.840	98.7	22.710	105.4	52.550	25 -	27.479	125.9	18.511	157.2	45.990
11 -	35.148	59.8	26.468	88.3	1:01.616	26 -	27.581	123.6	18.534	158.3	46.115
12 -	34.992	88.3	21.054	157.9	56.046	27 -	27.539	126.4	18.522	158.3	46.061
13 -	27.760	123.1	18.356	158.6	46.116	28 -	27.748	124.5	18.549	157.9	46.297
14 -	27.506	126.6	18.379	159.4	45.885	29 -	27.673	122.9	18.540	159.4	46.213
15 -	27.485	127.3	18.261	158.3	45.746	30 -	27.856	125.9	18.481	158.3	46.337
94	Tristan PALMER					THR Racing					
1 -		116.9	19.557		54.576	16 -	28.190	121.4	18.899		47.089
2 -	28.813	117.7	19.107		47.920	17 -	28.267	122.5	18.963		47.230
3 -	28.481	112.0	19.184		47.665	18 -	28.374	125.0	18.900		47.274
4 -	28.293	119.6	18.834		47.127	19 -	28.124	124.3	18.885		47.009
5 -	28.128	122.2	19.019		47.147	20 -	28.088	125.0	18.935		47.023
6 -	28.817	126.6	19.007		47.824	21 -	28.608	123.8	19.028		47.636
7 -	28.821	126.6	18.918		47.739	22 -	28.145	126.4	18.946		47.091
8 -	28.004	128.6	18.924		46.928	23 -	27.963	125.7	19.054		47.017
9 -	28.064	126.4	18.911		46.975	24 -	28.064	122.2	18.988		47.052
10 -	28.662	125.2	19.105		47.767	25 -	28.028	126.9	19.007		47.035
11 -	34.339	72.4	26.181		1:00.520	26 -	28.045	128.8	19.259		47.304
12 -	32.370	119.8	19.214		51.584	27 -	27.997	124.7	18.975		46.972
13 -	28.369	126.6	18.830		47.199	28 -	28.029	125.9	18.922		46.951
14 -	28.125	126.6	18.869		46.994	29 -	28.047	124.5	19.162		47.209
15 -	28.123	126.9	19.043		47.166	30 -	28.625	124.5	19.135		47.760
111	Malcolm ASHLEY					MAR					
1 -		108.4	19.887		56.445	16 -	28.937	119.4	19.470		48.407
2 -	29.476	114.1	19.467		48.943	17 -	28.769	122.7	19.654		48.423
3 -	29.022	120.3	19.351		48.373	18 -	28.814	119.6	19.444		48.258
4 -	29.103	115.7	19.163		48.266	19 -	28.962	120.3	19.349		48.311
5 -	28.938	116.5	19.310		48.248	20 -	28.633	120.3	19.502		48.135
6 -	28.838	117.7	19.260		48.098	21 -	28.949	121.4	19.560		48.509
7 -	28.805	116.9	19.276		48.081	22 -	28.627	120.1	19.447		48.074
8 -	28.963	117.9	19.318		48.281	23 -	28.554	120.5	19.296		47.850
9 -	29.017	115.7	19.515		48.532	24 -	28.737	119.2	19.243		47.980
10 -	29.094	115.7	19.410		48.504	25 -	28.904	121.6	19.271		48.175
11 -	30.041	77.8	24.390		54.431	26 -	28.975	120.5	19.369		48.344
12 -	33.577	116.5	19.360		52.937	27 -	29.343	112.0	19.986		49.329
13 -	28.789	121.1	19.280		48.069	28 -	29.224	111.7	19.349		48.573
14 -	28.690	120.9	19.290		47.980	29 -	29.435	116.9	19.349		48.784
15 -	28.912	118.8	19.283		48.195						
112	Sean EMMETT					Samsung Superbike Team					
1 -		110.9	19.774	155.7	55.086	5 -	28.428	118.6	18.796	154.6	47.224
2 -	28.877	121.4	18.874		47.751	6 -	28.693	117.7	18.885	156.1	47.578
3 -	28.837	114.5	18.900	156.1	47.737	7 -	28.802	119.8	18.757	157.9	47.559
4 -	28.420	119.4	18.728		47.148						

NEW LAP RECORD

Weather / Track : Bright / Dry

www.msttiming.com

Brands Hatch Indy
Circuit Length = 1.1986 miles
Start: 12:00 End: 12:25

MCRCB BULLETIN TK106

2007 BENNETTS British Superbike Championship & Superbike Cup RACE 2 - SPEED TRAPS

SECTOR 1				SECTOR 2			FINISH LINE			
POS	NO	NAME	MPH	NO	NAME	MPH	NO	NAME	MPH	
1	36	Gregorio LAVILLA	130.8				67	Shane BYRNE	163.3	
2	77	Marty NUTT	129.3				2	Ian HUTCHINSON	162.5	
3	94	Tristan PALMER	128.8				4	Jonathan REA	162.5	
4	5	Karl HARRIS	128.1				66	Tom SYKES	162.5	
5	8	Tommy HILL	127.8				1	Ryuichi KIYONARI	161.3	
6	91	Leon HASLAM	127.3				77	Marty NUTT	160.9	
7	35	Cal CRUTCHLOW	126.9				5	Karl HARRIS	160.5	
8	66	Tom SYKES	126.9				8	Tommy HILL	160.5	
9	4	Jonathan REA	126.4				64	Aaron ZANOTTI	160.5	
10	1	Ryuichi KIYONARI	126.1				91	Leon HASLAM	160.2	
11	2	Ian HUTCHINSON	126.1				36	Gregorio LAVILLA	159.8	
12	22	Steve PLATER	126.1				88	Scott SMART	159.8	
13	67	Shane BYRNE	125.4				17	Simon ANDREWS	158.3	
14	34	Guy MARTIN	125.0				22	Steve PLATER	158.3	
15	18	Tommy BRIDEWELL	124.7				18	Tommy BRIDEWELL	157.9	
16	9	Chris WALKER	124.5				21	Tom TUNSTALL	157.9	
17	17	Simon ANDREWS	124.5				112	Sean EMMETT	157.9	
18	32	Kenny GILBERTSON	124.5				3	Michael RUTTER	157.5	
19	21	Tom TUNSTALL	123.4				6	James HAYDON	157.5	
20	56	James BUCKINGHAM	123.4				26	Chris MARTIN	157.5	
21	3	Michael RUTTER	122.7				34	Guy MARTIN	156.8	
22	88	Scott SMART	122.7				27	Paul BARRON	156.1	
23	111	Malcolm ASHLEY	122.7				56	James BUCKINGHAM	155.3	
24	64	Aaron ZANOTTI	122.0				68	David JOHNSON	155.3	
25	28	Neil FAULKNER	121.8				32	Kenny GILBERTSON	153.9	
26	112	Sean EMMETT	121.4				28	Neil FAULKNER	153.2	
27	12	Dean THOMAS	120.7				12	Dean THOMAS	151.8	
28	26	Chris MARTIN	119.4				35	Cal CRUTCHLOW	150.5	
29	68	David JOHNSON	119.4				111	Malcolm ASHLEY	86.3	
30	27	Paul BARRON	119.0				9	Chris WALKER	59.2	
31	6	James HAYDON	117.7							
32	40	Martin JESSOPP	115.9							

NEW LAP RECORD

Weather / Track : Bright / Dry

www.msttiming.com

Brands Hatch Indy
Circuit Length = 1.1986 miles
Start: 12:00 End: 12:25

Printed - 12.28 Sunday, 14 October 2007

MCRCB BULLETIN TK107

2007 BENNETTS British Superbike Championship & Superbike Cup RACE 2 - BEST SECTORS

SECTOR 1			SECTOR 2			IDEAL / BEST COMPARISON						
POS	NO	NAME	TIME	NO	NAME	TIME	POS	NO	NAME	IDEAL	BEST	DIFF
1	36	LAVILLA	27.194	91	HASLAM	18.231	1	36	LAVILLA	45.460	45.460	0.000
2	66	SYKES	27.239	35	CRUTCHLOW	18.260	2	91	HASLAM	45.598	45.746	0.148
3	1	KIYONARI	27.255	36	LAVILLA	18.266	3	4	REA	45.637	45.666	0.029
4	4	REA	27.266	5	HARRIS	18.363	4	1	KIYONARI	45.643	45.719	0.076
5	67	BYRNE	27.315	67	BYRNE	18.365	5	67	BYRNE	45.680	45.743	0.063
6	91	HASLAM	27.367	4	REA	18.371	6	35	CRUTCHLOW	45.689	45.761	0.072
7	5	HARRIS	27.388	1	KIYONARI	18.388	7	66	SYKES	45.701	45.771	0.070
8	35	CRUTCHLOW	27.429	66	SYKES	18.462	8	5	HARRIS	45.751	45.792	0.041
9	9	WALKER	27.600	9	WALKER	18.525	9	9	WALKER	46.125	46.371	0.246
10	3	RUTTER	27.704	2	HUTCHINSON	18.578	10	3	RUTTER	46.312	46.442	0.130
11	88	SMART	27.718	3	RUTTER	18.608	11	17	ANDREWS	46.473	46.504	0.031
12	17	ANDREWS	27.790	17	ANDREWS	18.683	12	88	SMART	46.493	46.560	0.067
13	22	PLATER	27.815	22	PLATER	18.686	13	22	PLATER	46.501	46.624	0.123
14	77	NUTT	27.850	28	FAULKNER	18.693	14	2	HUTCHINSON	46.521	46.580	0.059
15	64	ZANOTTI	27.885	8	HILL	18.713	15	77	NUTT	46.594	46.619	0.025
16	8	HILL	27.935	112	EMMETT	18.728	16	8	HILL	46.648	46.662	0.014
17	2	HUTCHINSON	27.943	12	THOMAS	18.743	17	64	ZANOTTI	46.664	46.695	0.031
18	12	THOMAS	27.957	77	NUTT	18.744	18	12	THOMAS	46.700	46.747	0.047
19	94	PALMER	27.963	88	SMART	18.775	19	94	PALMER	46.793	46.928	0.135
20	21	TUNSTALL	28.141	64	ZANOTTI	18.779	20	28	FAULKNER	46.920	46.920	0.000
21	56	BUCKINGHAM	28.141	18	BRIDEWELL	18.825	21	56	BUCKINGHAM	46.968	47.093	0.125
22	34	MARTIN	28.163	56	BUCKINGHAM	18.827	22	18	BRIDEWELL	47.020	47.137	0.117
23	18	BRIDEWELL	28.195	94	PALMER	18.830	23	112	EMMETT	47.060	47.148	0.088
24	28	FAULKNER	28.227	26	MARTIN	18.885	24	21	TUNSTALL	47.081	47.210	0.129
25	6	HAYDON	28.236	27	BARRON	18.903	25	34	MARTIN	47.133	47.293	0.160
26	26	MARTIN	28.260	21	TUNSTALL	18.940	26	26	MARTIN	47.145	47.145	0.000
27	32	GILBERTSON	28.312	34	MARTIN	18.970	27	6	HAYDON	47.312	47.349	0.037
28	112	EMMETT	28.332	68	JOHNSON	19.066	28	27	BARRON	47.317	47.437	0.120
29	27	BARRON	28.414	6	HAYDON	19.076	29	32	GILBERTSON	47.404	47.570	0.166
30	111	ASHLEY	28.554	32	GILBERTSON	19.092	30	111	ASHLEY	47.717	47.850	0.133
31	68	JOHNSON	28.667	40	JESSOPP	19.159	31	68	JOHNSON	47.733	47.790	0.057
32	40	JESSOPP	28.799	111	ASHLEY	19.163	32	40	JESSOPP	47.958	48.107	0.149
Perfect lap										45.425		

NEW LAP RECORD

Weather / Track : Bright / Dry

www.msttiming.com

Brands Hatch Indy
Circuit Length = 1.1986 miles
Start: 12:00 End: 12:25

Printed - 12.28 Sunday, 14 October 2007

MCRCB BULLETIN TK108

2007 Bennetts British Superbike Championship

RIDERS POINTS AFTER ROUND 25

	TOTAL	9th April Brands Hatch - GP	15th April Thruxton	29th April Silverstone	7th May Oulton Park	20th May Snetterton	17th June Mondello Park	1st July Knockhill	15th July Oulton Park	22nd July Mallory Park	12th August Croft	27th August Cadwell Park	23rd September Donington Park	14th October Brands Hatch - Indy
Ryuichi KIYONARI (<i>Honda</i>)	420	8 5	16 20	25 25	16 25	25 25	11 11	20 16	25	25	25 25	20 20	16	16
Jonathan REA (<i>Honda</i>)	387	16 20	13	20 16	13 11	20 20	13 25	25 25	25	20	20 20	25	11 9	20
Leon HASLAM (<i>Ducati</i>)	376	10 13	10 10	10 11	20 20	16 11	25 13	16 20	13 13	16 20	11 10	25	25 25	13
Gregorio LAVILLA (<i>Ducati</i>)	343	25 25	25 25	11 20	25 13	10	16 16	9	6	11 9	10 13	9 16	13 11	25
Shane BYRNE (<i>Honda</i>)	293	13 3	13 16		10 16	16	20 20	13 11	20 16	25 16	7 9	13	16 10	10
Tom SYKES (<i>Honda</i>)	270	9 11	11 9	9 10	11 10	13 13	9	10 13	10	10 13	16 16	16 11	20 20	
Chris WALKER (<i>Suzuki</i>)	215	11 8	7	16 13	7	7 7	7	11 10	16 8	13 10	8 6	8 10	10 13	9
Leon CAMIER (<i>Honda</i>)	199	20 16	20 11	13	8 8	11 10	9 10	9	10 11	8 5	9 11			
Cal CRUTCHLOW (<i>Suzuki</i>)	136	3	9	5 9	9	8	8	5	11	7 11	13 3	11 13		11
Tommy HILL (<i>Yamaha</i>)	135	7	8 6	8 8	6 9	9 9	6 7	3	8	9 7	6	10 9		
Karl HARRIS (<i>Honda</i>)	113	2 10	6 7	7 4	7	3 1	10 8	6 8	20	3 5			6	
Michael RUTTER (<i>Kawasaki</i>)	112	6 9	5 8	6 7	1 3	5			9	8	3 8	5 6	7 8	8
Scott SMART (<i>Kawasaki</i>)	91		2 5	2	5	2 8	4 6		9 5	6 6	2 5	6 4	9	5
Ollie BRIDEWELL (<i>Suzuki</i>)	56	1		3 5	3 5	6	5	8 6	7 7					
Simon ANDREWS (<i>Yamaha</i>)	49	5 7			4 2	4				5 4	4 7			7
Steve PLATER (<i>Yamaha</i>)	46	2	3 3			1	4	4				3 7	6 7	6
Dean THOMAS (<i>Suzuki</i>)	37	6		2 3	6	3	2 3			4 2	4	2		
Tommy BRIDEWELL (<i>Suzuki</i>)	28	4	1	4 6	2 4	6								1
Tristan PALMER (<i>Honda</i>)	26						1	2	5 4	3		1 3	4 1	2
James HAYDON (<i>Kawasaki</i>)	24			1								7 8	8	
Chris MARTIN (<i>Honda</i>)	23				1	2	5			1 1	1	4 5	3	
Peter HICKMAN (<i>Kawasaki</i>)	23	1 4	4 4				2		3 3	2				
Sean EMMETT (<i>Suzuki</i>)	14							7 7						
Hudson KENNAUGH (<i>Yamaha</i>)	14					4	3	4 3						
Ian HUTCHINSON (<i>Honda</i>)	14												5 5	4
Aaron ZANOTTI (<i>Honda</i>)	13					5					2		2 4	
Guy MARTIN (<i>Honda</i>)	8		1	1					6					
Stuart EASTON (<i>Kawasaki</i>)	8						1	2 5						
Marty NUTT (<i>Yamaha</i>)	8							1	1				3	3
Tom TUNSTALL (<i>Honda</i>)	5								2 2			1		
Malcolm ASHLEY (<i>Kawasaki</i>)	4								4					
James BUCKINGHAM (<i>Honda</i>)	4								1		1	2		
Cameron DONALD (<i>Honda</i>)	2		2											
Jon KIRKHAM (<i>Yamaha</i>)	2												2	
Paul BARRON (<i>Yamaha</i>)	1							1						
David JOHNSON (<i>Honda</i>)	1												1	

MCRCB BULLETIN TK109

2007 Bennetts British Superbike Championship CUP POINTS AFTER ROUND 25

	TOTAL	9th April Brands Hatch - GP	15th April Thruxton	29th April Silverstone	7th May Oulton Park	20th May Snetterton	17th June Mondello Park	1st July Knockhill	15th July Oulton Park	22nd July Mallory Park	12th August Croft	27th August Cadwell Park	23rd September Donington Park	14th October Brands Hatch - Indy
Tristan PALMER (<i>Honda</i>)	401			25 25	20 20		16 25	20 25	25 25	25 25		25 25	25 25	25
James BUCKINGHAM (<i>Honda</i>)	373	25 25	25		25 25	20 20	9 9	11	13 13	16	20 25	20 20	16 16	20
Tom TUNSTALL (<i>Honda</i>)	332	20 20	16 20			16 10	11 10	13 13	16 20	11 16	16 16	16 16	20 20	16
Malcolm ASHLEY (<i>Kawasaki</i>)	306	16	11 16	16 20	16 16	13 13	10 11	11 16	20	10 13	13 13	13 13	13	13
Marty NUTT (<i>Yamaha</i>)	261		20 25			25 25	25 20	16 20	11 16	13	25 20			
Paul BARRON (<i>Yamaha</i>)	147		13 13	20	13	16	20 16	25			11			
Neil FAULKER (<i>Yamaha</i>)	70		9 10	13 16		11							11	
Lee JACKSON (<i>Yamaha</i>)	40									20 20				
Brian McCORMACK (<i>Honda</i>)	37						13 13			11				
Ryan FARQUHAR (<i>Honda</i>)	21		10 11											
Ryan RAINEY (<i>Honda</i>)	21										10 11			

MCRCB BULLETIN TK110


2007 Bennetts British Superbike Championship

MANUFACTURERS POINTS AFTER ROUND 25

	TOTAL	9th April Brands Hatch - GP	15th April Thruxton	29th April Silverstone	7th May Oulton Park	20th May Snetterton	17th June Mondello Park	1st July Knockhill	15th July Oulton Park	22nd July Mallory Park	12th August Croft	27th August Cadwell Park	23rd September Donington Park	14th October Brands Hatch - Indy
Honda	571	20 20	20 20	25 25	16 25	25 25	20 25	25 25	25 25	25 25	25 25	20 25	20 20	20
Ducati	482	25 25	25 25	11 20	25 20	16 11	25 16	16 20	13 13	16 20	11 13	25 16	25 25	25
Suzuki	247	11 8	9	16 13	9 7	8 7	8 5	11 10	16 8	13 11	13 6	11 13	10 13	11
Yamaha	175	7 7	8 6	8 8	6 9	9 9	6 7	4 4	8 1	9 7	6 7	10 9	6 7	7
Kawasaki	162	6 9	5 8	6 7	5 3	5 8	4 6	2 5	9 9	6 8	3 8	7 8	9 8	8

MCRCB BULLETIN TK135

2007 BENNETTS British Superbike Championship & Superbike Cup RACE 6 - GRID FOR RESTART

ROW 8	56 James BUCKINGHAM	40 Martin JESSOPP	111 Malcolm ASHLEY	27 Paul BARRON
ROW 7	28 Neil FAULKNER	21 Tom TUNSTALL	18 Tommy BRIDEWELL	32 Kenny GILBERTSON
ROW 6	26 Chris MARTIN	34 Guy MARTIN	65 John INGRAM	64 Aaron ZANOTTI
ROW 5	112 Sean EMMETT	12 Dean THOMAS	77 Marty NUTT	94 Tristan PALMER
ROW 4	17 Simon ANDREWS	88 Scott SMART	8 Tommy HILL	22 Steve PLATER
ROW 3	6 James HAYDON	2 Ian HUTCHINSON	3 Michael RUTTER	5 Karl HARRIS
ROW 2	9 Chris WALKER	91 Leon HASLAM	66 Tom SYKES	35 Cal CRUTCHLOW
ROW 1	67 Shane BYRNE	36 Gregorio LAVILLA	1 Ryuichi KIYONARI	4 Jonathan REA
Pole				
				

Brands Hatch Indy
Circuit Length = 1.1986 miles

These results are provisional until the conclusion of any judicial and technical matters.

Race Director :	Stewards :	Timekeeper :
-----------------	------------	--------------

MCRCB BULLETIN TK136

2007 BENNETTS British Superbike Championship & Superbike Cup RACE 6 - CLASSIFICATION

POS	NO	CL	NAME	NAT	ENTRY	LAPS	TIME	GAP	DIFF	MPH	BEST	ON
1	36		Gregorio LAVILLA	ESP	Ducati - Airwaves Ducati	20	15:22.873			93.51	45.482	6
2	4		Jonathan REA	GBR	Honda - HM Plant Honda	20	15:25.055	2.182	2.182	93.29	45.813	14
3	35		Cal CRUTCHLOW	GBR	Suzuki - Rizla Suzuki	20	15:25.341	2.468	0.286	93.26	45.778	11
4	1		Ryuichi KIYONARI	JPN	Honda - HM Plant Honda	20	15:26.465	3.592	1.124	93.15	45.769	4
5	91		Leon HASLAM	GBR	Ducati - Airwaves Ducati	20	15:26.682	3.809	0.217	93.12	45.848	9
6	9		Chris WALKER	GBR	Suzuki - Rizla Suzuki	20	15:32.597	9.724	5.915	92.53	46.108	7
7	66		Tom SYKES	GBR	Honda - Stobart Vent Axia Motorsport	20	15:32.748	9.875	0.151	92.52	46.139	7
8	5		Karl HARRIS	GBR	Honda - Hydrex Honda	20	15:39.087	16.214	6.339	91.89	45.998	4
9	6		James HAYDON	GBR	Kawasaki - Hawk Colchester Kawasaki	20	15:41.204	18.331	2.117	91.69	46.457	3
10	3		Michael RUTTER	GBR	Kawasaki - Isilon MSS Discovery Kawasaki	20	15:41.269	18.396	0.065	91.68	46.496	4
11	22		Steve PLATER	GBR	Yamaha - AIM Racing	20	15:41.384	18.511	0.115	91.67	46.384	7
12	88		Scott SMART	GBR	Kawasaki - Hawk Colchester Kawasaki	20	15:41.439	18.566	0.055	91.66	46.498	18
13	8		Tommy HILL	GBR	Yamaha - Virgin Media Optoma Loans	20	15:41.587	18.714	0.148	91.65	46.515	18
14	2		Ian HUTCHINSON	GBR	Honda - Bike Animal Honda	20	15:42.702	19.829	1.115	91.54	46.249	13
15	94	C	Tristan PALMER	GBR	Honda - THR Racing	20	15:47.486	24.613	4.784	91.08	46.762	4
16	17		Simon ANDREWS	GBR	Yamaha - Jentin Racing/Lloyds British	20	15:48.041	25.168	0.555	91.03	46.729	16
17	77		Marty NUTT	GBR	Yamaha - Virgin Media Optoma Loans	20	15:48.522	25.649	0.481	90.98	46.482	8
18	112		Sean EMMETT	GBR	Suzuki - Samsung Superbike Team	20	15:50.196	27.323	1.674	90.82	46.865	10
19	12		Dean THOMAS	AUS	Suzuki - Samsung Superbike Team	20	15:51.025	28.152	0.829	90.74	46.887	5
20	64		Aaron ZANOTTI	GBR	Honda - Hydrex Honda	20	15:51.436	28.563	0.411	90.70	46.887	13
21	18		Tommy BRIDEWELL	GBR	Suzuki - Team NB	20	15:58.269	35.396	6.833	90.05	47.326	9
22	34		Guy MARTIN	GBR	Yamaha - Ezylet Phase One	20	16:00.076	37.203	1.807	89.88	47.340	19
23	65		John INGRAM	GBR	Yamaha - SMT Yamaha	20	16:01.630	38.757	1.554	89.74	47.483	12
24	28	C	Neil FAULKNER	GBR	Yamaha - Team Emco - NSF Racing	20	16:04.457	41.584	2.827	89.48	47.441	7
25	111	C	Malcolm ASHLEY	GBR	Kawasaki - MAR	20	16:04.935	42.062	0.478	89.43	47.564	18

NOT CLASSIFIED

DNF	67		Shane BYRNE	GBR	Honda - Stobart Vent Axia Motorsport	13	10:02.359	7 laps	7 laps	93.12	45.717	5
DNF	27	C	Paul BARRON	IRL	Yamaha - PBM Racing Ireland	8	6:29.129	12 laps	5 laps	88.71	47.471	4
DNF	21	C	Tom TUNSTALL	GBR	Honda - Hardinge - Ice Valley Motorsport	8	6:29.421	12 laps	0.292	88.64	47.425	8
DNF	40	C	Martin JESSOPP	GBR	Honda - Riders Racing	5	4:58.629	15 laps	3 laps	72.24	48.268	4
DNF	26		Chris MARTIN	GBR	Honda - Red Viper Racing	0						

FASTEST LAP

	36		Gregorio LAVILLA	ESP	Ducati - Airwaves Ducati	6	45.482		94.87 mph	152.68 kph	
	94	C	Tristan PALMER	GBR	Honda - THR Racing	4	46.762		92.27 mph	148.50 kph	

Weather / Track : Sunny / Dry

These results are provisional until the conclusion of any judicial and technical matters.

Brands Hatch Indy
Circuit Length = 1.1986 miles
Start: 15:14 End: 15:30

Race Director :	Stewards :	Timekeeper :
-----------------	------------	--------------

2007 BENNETTS British Superbike Championship & Superbike Cup

RACE 6 - LAP CHART

Lap 1			Lap 2			Lap 3			Lap 4			Lap 5		
No	Behind	Laptime	No	Behind	Laptime	No	Behind	Laptime	No	Behind	Laptime	No	Behind	Laptime
4		50.039	4		46.072	4		45.997	4		45.896	4		45.862
1	0.259	50.298	1	0.192	46.005	1	0.222	46.027	1	0.095	45.769	1	0.131	45.898
67	0.361	50.400	67	0.394	46.105	67	0.402	46.005	67	0.400	45.894	67	0.255	45.717
35	0.646	50.685	35	0.603	46.029	35	0.454	45.848	35	0.620	46.062	35	0.554	45.796
91	0.946	50.985	91	1.055	46.181	91	1.029	45.971	91	1.051	45.918	91	1.180	45.991
36	1.409	51.448	36	1.129	45.792	36	1.112	45.980	36	1.216	46.000	36	1.229	45.875
66	1.447	51.486	66	2.002	46.627	66	2.225	46.220	66	2.535	46.206	66	2.977	46.304
9	1.791	51.830	9	2.245	46.526	5	2.867	46.324	5	2.969	45.998	5	3.302	46.195
3	1.916	51.955	5	2.540	46.554	9	3.043	46.795	9	3.364	46.217	9	3.611	46.109
5	2.058	52.097	3	2.828	46.984	3	3.501	46.670	3	4.101	46.496	3	4.776	46.537
6	2.331	52.370	6	3.236	46.977	6	3.696	46.457	6	4.486	46.686	6	5.133	46.509
17	2.703	52.742	22	3.530	46.885	22	4.180	46.647	22	4.844	46.560	22	5.593	46.611
22	2.717	52.756	8	3.930	47.145	8	4.577	46.644	8	5.291	46.610	8	6.019	46.590
8	2.857	52.896	17	4.079	47.448	88	4.870	46.663	88	5.542	46.568	88	6.293	46.613
88	3.006	53.045	88	4.204	47.270	17	5.517	47.435	17	6.768	47.147	17	8.290	47.384
2	3.117	53.156	2	5.199	48.154	77	6.243	46.953	77	6.999	46.652	2	8.394	46.955
77	3.360	53.399	77	5.287	47.999	2	6.529	47.327	2	7.301	46.668	77	8.586	47.449
94	3.602	53.641	94	5.304	47.774	94	6.704	47.397	94	7.570	46.762	94	8.809	47.101
12	3.841	53.880	12	5.330	47.561	12	6.807	47.474	12	7.859	46.948	12	8.884	46.887
64	3.926	53.965	64	5.642	47.788	64	6.979	47.334	64	8.251	47.168	64	9.327	46.938
112	4.121	54.160	112	5.799	47.750	112	7.270	47.468	112	8.379	47.005	112	9.470	46.953
34	4.356	54.395	34	6.486	48.202	34	7.881	47.392	34	9.814	47.829	34	11.587	47.635
18	4.497	54.536	18	6.781	48.356	18	8.337	47.553	18	10.145	47.704	18	11.764	47.481
65	4.699	54.738	65	6.886	48.259	65	8.433	47.544	65	10.345	47.808	65	12.111	47.628
27	4.711	54.750	27	7.271	48.632	27	9.145	47.871	27	10.720	47.471	27	12.482	47.624
21	4.992	55.031	21	7.818	48.898	21	9.381	47.560	21	11.146	47.661	21	12.876	47.592
111	5.325	55.364	28	7.835	48.481	28	9.545	47.707	28	11.319	47.670	28	13.286	47.829
28	5.426	55.465	111	8.125	48.872	111	10.116	47.988	111	11.982	47.762	111	14.009	47.889
40	5.718	55.757	40	8.593	48.947	40	10.904	48.308	40	13.276	48.268	40	15.841	48.427

2007 BENNETTS British Superbike Championship & Superbike Cup

RACE 6 - LAP CHART

Lap 6			Lap 7			Lap 8			Lap 9			Lap 10		
No	Behind	Laptime	No	Behind	Laptime	No	Behind	Laptime	No	Behind	Laptime	No	Behind	Laptime
4		46.064	4		45.848	4		45.905	4		45.996	4		45.969
1	0.124	46.057	1	0.140	45.864	1	0.166	45.931	67	0.215	45.954	67	0.131	45.885
67	0.233	46.042	67	0.265	45.880	67	0.257	45.897	1	0.472	46.302	1	0.414	45.911
35	0.436	45.946	35	0.479	45.891	36	0.547	45.770	36	0.590	46.039	36	0.688	46.067
36	0.647	45.482	36	0.682	45.883	35	0.593	46.019	35	0.782	46.185	35	0.908	46.095
91	1.402	46.286	91	1.684	46.130	91	1.767	45.988	91	1.619	45.848	91	1.580	45.930
66	3.169	46.256	66	3.460	46.139	66	3.821	46.266	66	4.228	46.403	66	4.899	46.640
5	3.407	46.169	5	3.872	46.313	5	4.204	46.237	9	4.619	46.239	9	4.966	46.316
9	3.693	46.146	9	3.953	46.108	9	4.376	46.328	5	5.010	46.802	5	5.936	46.895
3	5.298	46.586	3	6.192	46.742	3	6.985	46.698	3	7.590	46.601	3	8.444	46.823
6	5.733	46.664	6	6.555	46.670	6	7.338	46.688	6	7.947	46.605	6	8.646	46.668
22	6.283	46.754	22	6.819	46.384	22	7.582	46.668	22	8.191	46.605	22	8.863	46.641
8	6.691	46.736	8	7.390	46.547	8	8.086	46.601	8	8.738	46.648	8	9.655	46.886
88	6.854	46.625	88	7.607	46.601	88	8.385	46.683	88	9.063	46.674	88	9.792	46.698
2	9.294	46.964	2	9.721	46.275	2	10.222	46.406	2	10.609	46.383	2	10.945	46.305
17	9.541	47.315	77	10.840	46.999	77	11.417	46.482	77	11.955	46.534	77	13.208	47.222
77	9.689	47.167	17	11.120	47.427	17	12.188	46.973	94	13.421	47.086	94	14.308	46.856
94	9.940	47.195	94	11.247	47.155	94	12.331	46.989	17	13.527	47.335	17	14.875	47.317
12	10.026	47.206	12	11.447	47.269	64	12.607	46.969	64	13.672	47.061	64	15.047	47.344
64	10.330	47.067	64	11.543	47.061	12	12.860	47.318	12	14.189	47.325	12	15.239	47.019
112	10.529	47.123	112	11.674	46.993	112	12.992	47.223	112	14.404	47.408	112	15.300	46.865
34	12.940	47.417	18	14.696	47.480	18	16.123	47.332	18	17.453	47.326	18	18.926	47.442
18	13.064	47.364	34	14.884	47.792	34	16.610	47.631	34	18.312	47.698	34	20.214	47.871
65	13.534	47.487	65	15.252	47.566	65	16.950	47.603	65	18.488	47.534	65	20.381	47.862
27	14.083	47.665	27	15.765	47.530	27	17.446	47.586	28	20.475	48.133	28	22.184	47.678
21	14.474	47.662	21	16.218	47.592	21	17.738	47.425	111	21.200	47.948	111	23.159	47.928
28	15.019	47.797	28	16.612	47.441	28	18.338	47.631						
111	15.700	47.755	111	17.520	47.668	111	19.248	47.633						

2007 BENNETTS British Superbike Championship & Superbike Cup

RACE 6 - LAP CHART

Lap 11			Lap 12			Lap 13			Lap 14			Lap 15		
No	Behind	Laptime	No	Behind	Laptime	No	Behind	Laptime	No	Behind	Laptime	No	Behind	Laptime
4		46.346	36		46.031	36		45.577	36		45.729	36		45.990
67	0.040	46.255	4	0.054	46.170	4	0.536	46.059	4	0.620	45.813	4	0.624	45.994
36	0.085	45.743	67	0.273	46.349	67	0.672	45.976	35	2.001	46.754	35	2.134	46.123
1	0.293	46.225	1	0.546	46.369	35	0.976	45.950	1	2.188	46.540	1	2.354	46.156
35	0.340	45.778	35	0.603	46.379	1	1.377	46.408	91	2.966	47.181	91	3.215	46.239
91	1.190	45.956	91	0.948	45.874	91	1.514	46.143	9	6.807	46.500	9	7.260	46.443
66	4.955	46.402	9	5.286	46.392	9	6.036	46.327	66	7.146	46.595	66	7.752	46.596
9	5.010	46.390	66	5.414	46.575	66	6.280	46.443	5	9.599	47.371	5	10.600	46.991
5	6.186	46.596	5	6.948	46.878	5	7.957	46.586	3	12.354	47.418	6	13.228	46.853
3	8.837	46.739	3	9.324	46.603	3	10.665	46.918	6	12.365	47.305	3	13.658	47.294
6	9.046	46.746	6	9.570	46.640	6	10.789	46.796	22	12.440	47.349	22	13.894	47.444
22	9.146	46.629	22	9.742	46.712	22	10.820	46.655	8	12.642	46.975	88	13.970	47.101
8	9.866	46.557	8	10.330	46.580	8	11.396	46.643	88	12.859	46.900	8	14.168	47.516
88	10.151	46.705	88	10.631	46.596	88	11.688	46.634	2	13.097	46.796	2	14.967	47.860
2	11.145	46.546	2	11.358	46.329	2	12.030	46.249	77	17.703	47.370	77	18.861	47.148
77	13.755	46.893	77	14.568	46.929	77	16.062	47.071	94	18.288	47.201	94	19.387	47.089
94	14.812	46.850	94	15.564	46.868	94	16.816	46.829	17	18.973	47.212	17	19.891	46.908
17	15.540	47.011	17	16.287	46.863	17	17.490	46.780	64	19.436	47.275	64	20.455	47.009
64	15.681	46.980	64	16.580	47.015	64	17.890	46.887	112	19.592	47.186	112	20.688	47.086
112	15.885	46.931	112	16.803	47.034	112	18.135	46.909	12	19.934	47.170	12	20.974	47.030
12	16.061	47.168	12	16.989	47.044	12	18.493	47.081	18	25.454	47.898	18	27.026	47.562
18	20.025	47.445	18	21.324	47.415	18	23.285	47.538	34	27.144	47.965	34	29.020	47.866
34	21.526	47.658	34	22.950	47.540	34	24.908	47.535	65	27.383	47.863	65	29.388	47.995
65	21.805	47.770	65	23.172	47.483	65	25.249	47.654	28	30.465	48.081	28	32.131	47.656
28	23.893	48.055	28	25.695	47.918	28	28.113	47.995	111	30.889	48.347	111	32.673	47.774
111	24.400	47.587	111	26.002	47.718	111	28.271	47.846						

2007 BENNETTS British Superbike Championship & Superbike Cup

RACE 6 - LAP CHART

Lap 16			Lap 17			Lap 18			Lap 19			Lap 20		
No	Behind	Laptime	No	Behind	Laptime	No	Behind	Laptime	No	Behind	Laptime	No	Behind	Laptime
36		45.801	36		45.908	36		45.811	36		45.832	36		46.115
4	0.823	46.000	4	0.976	46.061	4	1.259	46.094	4	1.672	46.245	4	2.182	46.625
35	2.261	45.928	35	2.280	45.927	35	2.327	45.858	35	2.512	46.017	35	2.468	46.071
1	2.449	45.896	1	2.576	46.035	1	2.789	46.024	1	3.208	46.251	1	3.592	46.499
91	3.521	46.107	91	3.593	45.980	91	3.682	45.900	91	3.939	46.089	91	3.809	45.985
9	7.759	46.300	9	8.193	46.342	9	8.930	46.548	9	9.549	46.451	9	9.724	46.290
66	8.336	46.385	66	8.821	46.393	66	9.194	46.184	66	9.605	46.243	66	9.875	46.385
5	11.563	46.764	5	12.396	46.741	5	13.613	47.028	5	14.731	46.950	5	16.214	47.598
6	14.220	46.793	6	14.950	46.638	6	16.030	46.891	6	17.106	46.908	6	18.331	47.340
3	14.598	46.741	3	15.236	46.546	3	16.111	46.686	3	17.117	46.838	3	18.396	47.394
22	14.816	46.723	22	15.493	46.585	22	16.243	46.561	22	17.282	46.871	22	18.511	47.344
88	14.951	46.782	88	15.732	46.689	88	16.419	46.498	88	17.447	46.860	88	18.566	47.234
8	15.074	46.707	8	15.982	46.816	8	16.686	46.515	8	17.611	46.757	8	18.714	47.218
2	16.113	46.947	2	16.812	46.607	2	17.659	46.658	2	18.657	46.830	2	19.829	47.287
77	20.181	47.121	77	21.453	47.180	94	22.533	46.842	94	23.667	46.966	94	24.613	47.061
94	20.552	46.966	94	21.502	46.858	77	22.985	47.343	17	24.373	47.095	17	25.168	46.910
17	20.819	46.729	17	21.806	46.895	17	23.110	47.115	77	24.553	47.400	77	25.649	47.211
64	21.809	47.155	64	23.278	47.377	112	24.628	47.096	112	25.904	47.108	112	27.323	47.534
112	21.932	47.045	112	23.343	47.319	64	25.199	47.732	64	26.920	47.553	12	28.152	47.160
12	22.197	47.024	12	23.570	47.281	12	25.339	47.580	12	27.107	47.600	64	28.563	47.758
18	28.611	47.386	18	30.341	47.638	18	32.197	47.667	18	33.924	47.559	18	35.396	47.587
34	30.801	47.582	34	32.433	47.540	34	34.056	47.434	34	35.564	47.340	34	37.203	47.754
65	31.392	47.805	65	33.183	47.699	65	34.958	47.586	65	36.871	47.745	65	38.757	48.001
28	34.138	47.808	28	36.019	47.789	28	37.816	47.608	28	39.816	47.832	28	41.584	47.883
111	34.619	47.747	111	36.477	47.766	111	38.230	47.564	111	40.246	47.848	111	42.062	47.931

MCRCB BULLETIN TK1138

2007 BENNETTS British Superbike Championship & Superbike Cup RACE 6 - POSITION CHART

No	Name	Laps Pos																				
			1	2	3	4	5	6	7	8	9	10	11	12	13	14	15	16	17	18	19	20
4	REA	1	4	4	4	4	4	4	4	4	4	4	4	36	36	36	36	36	36	36	36	36
1	KIYONARI	2	1	1	1	1	1	1	1	1	1	67	67	67	4	4	4	4	4	4	4	4
67	BYRNE	3	67	67	67	67	67	67	67	67	1	1	36	67	67	35	35	35	35	35	35	35
35	CRUTCHLOW	4	35	35	35	35	35	35	35	36	36	36	1	1	35	1	1	1	1	1	1	1
91	HASLAM	5	91	91	91	91	91	36	36	35	35	35	35	35	1	91	91	91	91	91	91	91
36	LAVILLA	6	36	36	36	36	36	91	91	91	91	91	91	91	91	9	9	9	9	9	9	9
66	SYKES	7	66	66	66	66	66	66	66	66	66	66	66	66	9	9	66	66	66	66	66	66
9	WALKER	8	9	9	5	5	5	5	5	5	5	9	9	9	66	66	5	5	5	5	5	5
3	RUTTER	9	3	5	9	9	9	9	9	9	9	5	5	5	5	5	3	6	6	6	6	6
5	HARRIS	10	5	3	3	3	3	3	3	3	3	3	3	3	3	3	6	3	3	3	3	3
6	HAYDON	11	6	6	6	6	6	6	6	6	6	6	6	6	6	6	22	22	22	22	22	22
17	ANDREWS	12	17	22	22	22	22	22	22	22	22	22	22	22	22	22	8	88	88	88	88	88
22	PLATER	13	22	8	8	8	8	8	8	8	8	8	8	8	8	8	88	8	8	8	8	8
8	HILL	14	8	17	88	88	88	88	88	88	88	88	88	88	88	88	2	2	2	2	2	2
88	SMART	15	88	88	17	17	17	2	2	2	2	2	2	2	2	2	77	77	77	77	94	94
2	HUTCHINSON	16	2	2	77	77	2	17	77	77	77	77	77	77	77	77	94	94	94	94	77	17
77	NUTT	17	77	77	2	2	77	77	17	17	94	94	94	94	94	17	17	17	17	17	77	77
94	PALMER	18	94	94	94	94	94	94	94	94	17	17	17	17	17	64	64	64	64	112	112	112
12	THOMAS	19	12	12	12	12	12	12	12	64	64	64	64	64	64	112	112	112	112	64	64	12
64	ZANOTTI	20	64	64	64	64	64	64	64	12	12	12	112	112	112	12	12	12	12	12	12	64
112	EMMETT	21	112	112	112	112	112	112	112	112	112	112	12	12	12	18	18	18	18	18	18	18
34	MARTIN	22	34	34	34	34	34	34	18	18	18	18	18	18	18	34	34	34	34	34	34	34
18	BRIDEWELL	23	18	18	18	18	18	18	34	34	34	34	34	34	34	65	65	65	65	65	65	65
65	INGRAM	24	65	65	65	65	65	65	65	65	65	65	65	65	65	28	28	28	28	28	28	28
27	BARRON	25	27	27	27	27	27	27	27	27	28	28	28	28	28	111	111	111	111	111	111	111
21	TUNSTALL	26	21	21	21	21	21	21	21	21	111	111	111	111	111							
111	ASHLEY	27	111	28	28	28	28	28	28	28												
28	FAULKNER	28	28	111	111	111	111	111	111	111												
40	JESSOPP	29	40	40	40	40	40															

Brands Hatch Indy
Circuit Length = 1.1986 miles
Start: 15:14 End: 15:30

Weather / Track : Sunny / Dry

2007 BENNETTS British Superbike Championship & Superbike Cup

RACE 6 - SECTOR ANALYSIS

1 Ryuichi KIYONARI HM Plant Honda											
1-		119.2	18.629	160.2	50.298	11-	27.484	122.2	18.741	159.0	46.225
2-	27.506	122.7	18.499	161.3	46.005	12-	27.876	122.5	18.493	160.5	46.369
3-	27.524	123.6	18.503	160.9	46.027	13-	27.858	119.8	18.550	160.9	46.408
4-	27.403	123.1	18.366	163.3	45.769	14-	28.042	119.8	18.498	161.7	46.540
5-	27.480	122.2	18.418	160.9	45.898	15-	27.653	120.3	18.503	159.8	46.156
6-	27.597	122.0	18.460	160.5	46.057	16-	27.425	123.4	18.471	161.7	45.896
7-	27.449	121.6	18.415	160.5	45.864	17-	27.525	122.5	18.510	160.9	46.035
8-	27.444	122.5	18.487	160.2	45.931	18-	27.404	121.6	18.620	160.5	46.024
9-	27.880	120.9	18.422	161.3	46.302	19-	27.524	121.1	18.727	157.9	46.251
10-	27.605	123.8	18.306	162.9	45.911	20-	27.706	123.1	18.793	151.5	46.499
2 Ian HUTCHINSON Bike Animal Honda											
1-		113.9	19.132	160.5	53.156	11-	27.910	122.9	18.636	160.2	46.546
2-	28.574	119.6	19.580	157.9	48.154	12-	27.693	123.8	18.636	160.5	46.329
3-	28.354	120.5	18.973	160.9	47.327	13-	27.619	121.4	18.630	161.3	46.249
4-	27.847	121.8	18.821	160.9	46.668	14-	28.136	120.5	18.660	159.8	46.796
5-	28.035	118.6	18.920	159.8	46.955	15-	28.482	120.7	19.378	157.9	47.860
6-	28.234	120.1	18.730	159.8	46.964	16-	28.121	122.9	18.826	159.4	46.947
7-	27.714	125.0	18.561	160.2	46.275	17-	27.874	122.2	18.733	160.2	46.607
8-	27.827	122.2	18.579	160.9	46.406	18-	27.925	122.9	18.733	160.5	46.658
9-	27.784	121.8	18.599	160.5	46.383	19-	28.081	121.1	18.749	159.4	46.830
10-	27.720	123.6	18.585	160.5	46.305	20-	28.229	121.1	19.058	151.1	47.287
3 Michael RUTTER Isilon MSS Discovery Kawasaki											
1-		115.7	19.002		51.955	11-	27.922	120.3	18.817		46.739
2-	28.154	117.7	18.830		46.984	12-	27.777	119.2	18.826		46.603
3-	27.963	119.6	18.707		46.670	13-	27.918	118.8	19.000		46.918
4-	27.861	120.9	18.635		46.496	14-	28.295	117.3	19.123		47.418
5-	27.907	122.0	18.630		46.537	15-	28.453	117.3	18.841		47.294
6-	27.840	119.0	18.746		46.586	16-	27.954	119.6	18.787		46.741
7-	27.932	117.3	18.810		46.742	17-	27.804	119.2	18.742		46.546
8-	27.913	119.2	18.785		46.698	18-	27.844	117.7	18.842		46.686
9-	27.808	119.6	18.793		46.601	19-	28.005	117.3	18.833		46.838
10-	28.024	117.3	18.799		46.823	20-	28.479	118.6	18.915		47.394
4 Jonathan REA HM Plant Honda											
1-		120.9	18.655	161.7	50.039	11-	27.563	124.5	18.783	159.0	46.346
2-	27.591	124.3	18.481	162.5	46.072	12-	27.517	123.4	18.653	162.5	46.170
3-	27.564	124.0	18.433	162.1	45.997	13-	27.590	125.2	18.469	162.5	46.059
4-	27.459	125.7	18.437	162.5	45.896	14-	27.396	124.3	18.417	162.5	45.813
5-	27.420	125.7	18.442	161.3	45.862	15-	27.541	125.0	18.453	162.1	45.994
6-	27.585	125.0	18.479	161.7	46.064	16-	27.515	124.5	18.485	162.1	46.000
7-	27.377	123.1	18.471	162.1	45.848	17-	27.486	122.0	18.575	162.5	46.061
8-	27.420	124.7	18.485	161.3	45.905	18-	27.424	125.2	18.670	161.7	46.094
9-	27.480	124.7	18.516	161.3	45.996	19-	27.573	125.0	18.672	161.7	46.245
10-	27.472	124.5	18.497	161.7	45.969	20-	27.642	120.5	18.983	146.2	46.625
5 Karl HARRIS Hydrex Honda											
1-		117.3	18.846		52.097	11-	27.949	125.9	18.647		46.596
2-	27.999	122.9	18.555		46.554	12-	28.055	125.2	18.823		46.878
3-	27.818	123.6	18.506		46.324	13-	27.955	125.4	18.631		46.586
4-	27.574	126.6	18.424		45.998	14-	28.496	126.4	18.875	153.9	47.371
5-	27.663	126.1	18.532		46.195	15-	28.215	126.1	18.776		46.991
6-	27.677	124.7	18.492		46.169	16-	27.986	123.6	18.778		46.764
7-	27.782	124.7	18.531	157.9	46.313	17-	27.831	126.6	18.910		46.741
8-	27.593	127.1	18.644		46.237	18-	28.074	122.2	18.954		47.028
9-	28.110	122.9	18.692		46.802	19-	27.971	124.7	18.979		46.950
10-	28.137	125.2	18.758		46.895	20-	28.429	123.1	19.169		47.598
6 James HAYDON Hawk Colchester Kawasaki											
1-		117.9	18.910	157.5	52.370	11-	27.900	119.6	18.846	157.2	46.746
2-	28.145	121.1	18.832	157.2	46.977	12-	27.771	120.3	18.869	157.2	46.640
3-	27.798	120.7	18.659	159.0	46.457	13-	27.816	119.4	18.980	153.9	46.796

Brands Hatch Indy
Circuit Length = 1.1986 miles
Start: 15:14 End: 15:30

Weather / Track : Sunny / Dry

2007 BENNETTS British Superbike Championship & Superbike Cup

RACE 6 - SECTOR ANALYSIS

4 -	27.806	117.5	18.880	157.5	46.686	14 -	28.273	117.9	19.032	155.0	47.305
5 -	27.865	122.2	18.644	157.2	46.509	15 -	28.014	120.3	18.839	154.6	46.853
6 -	27.852	121.4	18.812	156.1	46.664	16 -	27.817	122.0	18.976	153.9	46.793
7 -	27.901	119.4	18.769	156.1	46.670	17 -	27.830	121.8	18.808	156.4	46.638
8 -	27.919	122.5	18.769	155.7	46.688	18 -	27.925	121.6	18.966	154.3	46.891
9 -	27.761	118.8	18.844	156.1	46.605	19 -	27.776	122.7	19.132	154.6	46.908
10 -	27.849	120.1	18.819	156.4	46.668	20 -	28.412	123.1	18.928	154.6	47.340
8	Tommy HILL Virgin Media Optoma Loans										
1 -		114.7	19.011	160.2	52.896	11 -	27.861	122.2	18.696	160.5	46.557
2 -	28.403	124.5	18.742	160.9	47.145	12 -	27.884	124.5	18.696	160.2	46.580
3 -	27.998	123.4	18.646	160.9	46.644	13 -	27.940	123.8	18.703	160.9	46.643
4 -	27.973	122.0	18.637	159.8	46.610	14 -	28.169	123.1	18.806	158.6	46.975
5 -	27.950	124.3	18.640	160.9	46.590	15 -	28.766	121.1	18.750	160.2	47.516
6 -	28.004	120.9	18.732	160.5	46.736	16 -	28.087	121.6	18.620	160.5	46.707
7 -	27.859	126.9	18.688	160.2	46.547	17 -	28.148	121.8	18.668	160.5	46.816
8 -	27.945	124.5	18.656	160.2	46.601	18 -	27.867	123.1	18.648	160.5	46.515
9 -	27.901	121.8	18.747	160.2	46.648	19 -	28.102	121.1	18.655	160.9	46.757
10 -	28.165	124.3	18.721	159.4	46.886	20 -	28.357	118.6	18.861	158.6	47.218
9	Chris WALKER Rizla Suzuki										
1 -		119.8	18.739		51.830	11 -	27.829	123.1	18.561		46.390
2 -	27.989	120.7	18.537		46.526	12 -	27.656	121.6	18.736		46.392
3 -	28.097	121.8	18.698		46.795	13 -	27.717	122.0	18.610		46.327
4 -	27.790	122.7	18.427		46.217	14 -	27.848	122.0	18.652		46.500
5 -	27.667	120.9	18.442		46.109	15 -	27.717	122.0	18.726		46.443
6 -	27.733	122.7	18.413		46.146	16 -	27.618	122.5	18.682		46.300
7 -	27.749	119.6	18.359		46.108	17 -	27.646	123.6	18.696		46.342
8 -	27.757	120.7	18.571		46.328	18 -	27.809	121.6	18.739		46.548
9 -	27.706	123.4	18.533		46.239	19 -	27.702	120.7	18.749		46.451
10 -	27.691	121.8	18.625		46.316	20 -	27.643	122.5	18.647		46.290
12	Dean THOMAS Samsung Superbike Team										
1 -		112.0	19.348		53.880	11 -	28.353	116.7	18.815		47.168
2 -	28.593	116.9	18.968		47.561	12 -	28.111	115.1	18.933		47.044
3 -	28.674	116.9	18.800		47.474	13 -	28.132	114.7	18.949		47.081
4 -	28.201	117.3	18.747		46.948	14 -	28.307	118.8	18.863		47.170
5 -	28.107	119.2	18.780	156.1	46.887	15 -	28.105	117.1	18.925		47.030
6 -	28.439	116.1	18.767		47.206	16 -	28.095	116.7	18.929		47.024
7 -	28.235	113.0	19.034		47.269	17 -	28.260	117.1	19.021		47.281
8 -	28.407	117.9	18.911		47.318	18 -	28.506	112.6	19.074		47.580
9 -	28.389	118.1	18.936		47.325	19 -	28.559	116.5	19.041		47.600
10 -	28.092	113.7	18.927		47.019	20 -	28.154	118.4	19.006		47.160
17	Simon ANDREWS Jentin Racing/Lloyds British										
1 -		117.9	19.095		52.742	11 -	28.139	122.0	18.872		47.011
2 -	28.573	116.5	18.875	158.3	47.448	12 -	27.992	122.7	18.871	156.8	46.863
3 -	28.637	118.4	18.798	156.8	47.435	13 -	27.997	123.1	18.783	156.1	46.780
4 -	28.290	119.8	18.857	156.8	47.147	14 -	28.397	122.2	18.815	156.4	47.212
5 -	28.413	120.9	18.971	154.6	47.384	15 -	28.113	123.4	18.795	156.8	46.908
6 -	28.318	120.5	18.997	155.3	47.315	16 -	27.949	124.0	18.780	156.4	46.729
7 -	28.505	118.1	18.922	155.0	47.427	17 -	28.082	123.8	18.813	156.4	46.895
8 -	28.039	121.6	18.934	156.4	46.973	18 -	28.114	121.8	19.001	156.8	47.115
9 -	28.197	117.5	19.138	153.9	47.335	19 -	28.109	122.0	18.986		47.095
10 -	28.447	121.1	18.870	156.4	47.317	20 -	28.048	126.4	18.862	152.5	46.910
18	Tommy BRIDEWELL Team NB										
1 -		112.4	19.548		54.536	11 -	28.354	124.7	19.091		47.445
2 -	29.075	115.3	19.281		48.356	12 -	28.316	123.1	19.099		47.415
3 -	28.570	122.7	18.983		47.553	13 -	28.389	123.1	19.149		47.538
4 -	28.665	122.0	19.039		47.704	14 -	28.672	123.8	19.226	157.2	47.898
5 -	28.451	123.8	19.030		47.481	15 -	28.429	125.4	19.133		47.562
6 -	28.387	122.2	18.977		47.364	16 -	28.220	125.9	19.166		47.386
7 -	28.373	123.8	19.107		47.480	17 -	28.434	125.0	19.204		47.638
8 -	28.206	125.9	19.126		47.332	18 -	28.429	125.0	19.238		47.667

Brands Hatch Indy
Circuit Length = 1.1986 miles
Start: 15:14 End: 15:30

2007 BENNETTS British Superbike Championship & Superbike Cup

RACE 6 - SECTOR ANALYSIS

9-	28.264	124.7	19.062		47.326	19-	28.353	123.8	19.206		47.559
10-	28.415	125.0	19.027		47.442	20-	28.369	126.6	19.218		47.587
21	Tom TUNSTALL			Hardinge - Ice Valley Motorsport							
1-		109.1	19.670	153.9	55.031	5-	28.545	117.1	19.047	157.2	47.592
2-	29.584	111.5	19.314	154.6	48.898	6-	28.579	117.7	19.083	156.8	47.662
3-	28.465	116.5	19.095	156.1	47.560	7-	28.539	117.1	19.053	156.4	47.592
4-	28.530	117.9	19.131	157.2	47.661	8-	28.385	117.1	19.040	157.2	47.425
22	Steve PLATER			AIM Racing							
1-		119.2	19.109	153.6	52.756	11-	27.886	120.1	18.743	159.4	46.629
2-	28.188	123.8	18.697	157.2	46.885	12-	27.964	120.7	18.748	157.2	46.712
3-	28.003	122.7	18.644	156.8	46.647	13-	27.873	124.0	18.782	155.0	46.655
4-	27.866	123.6	18.694	157.2	46.560	14-	28.412	120.3	18.937	156.1	47.349
5-	27.851	124.3	18.760		46.611	15-	28.548	119.4	18.896	155.3	47.444
6-	27.993	123.4	18.761	156.4	46.754	16-	27.937	121.1	18.786	156.4	46.723
7-	27.715	121.8	18.669	157.9	46.384	17-	27.831	121.1	18.754	157.9	46.585
8-	27.915	121.8	18.753	156.1	46.668	18-	27.819	119.4	18.742	159.4	46.561
9-	27.846	120.1	18.759	157.5	46.605	19-	28.051	120.3	18.820	154.6	46.871
10-	27.952	121.4	18.689	157.2	46.641	20-	28.391	120.3	18.953	148.8	47.344
27	Paul BARRON			PBM Racing Ireland							
1-		111.7	19.593	151.8	54.750	5-	28.695	119.0	18.929		47.624
2-	29.648	116.9	18.984	153.2	48.632	6-	28.726	117.3	18.939	155.0	47.665
3-	28.845	115.7	19.026	153.2	47.871	7-	28.541	117.9	18.989		47.530
4-	28.545	114.1	18.926		47.471	8-	28.572	119.0	19.014	153.6	47.586
28	Neil FAULKNER			Team Emco - NSF Racing							
1-		114.3	19.803		55.465	11-	28.817	120.1	19.238	147.8	48.055
2-	29.285	114.3	19.196	153.6	48.481	12-	28.877	120.1	19.041		47.918
3-	28.739	119.2	18.968	152.9	47.707	13-	28.821	117.5	19.174	148.5	47.995
4-	28.767	121.1	18.903		47.670	14-	29.088	118.6	18.993		48.081
5-	28.710	122.2	19.119		47.829	15-	28.616	121.6	19.040		47.656
6-	28.786	120.3	19.011		47.797	16-	28.525	121.6	19.283		47.808
7-	28.627	122.7	18.814		47.441	17-	28.708	120.1	19.081		47.789
8-	28.534	118.8	19.097		47.631	18-	28.605	120.3	19.003	148.1	47.608
9-	28.990	117.9	19.143		48.133	19-	28.688	121.6	19.144		47.832
10-	28.658	121.4	19.020		47.678	20-	28.716	122.0	19.167	148.8	47.883
34	Guy MARTIN			Ezylet Phase One							
1-		109.8	19.570	155.3	54.395	11-	28.606	120.7	19.052	154.3	47.658
2-	29.147	118.8	19.055	156.1	48.202	12-	28.340	119.4	19.200	152.9	47.540
3-	28.432	118.6	18.960	155.0	47.392	13-	28.421	121.1	19.114	152.2	47.535
4-	28.585	119.0	19.244	153.9	47.829	14-	28.744	119.4	19.221	153.2	47.965
5-	28.525	120.7	19.110	155.0	47.635	15-	28.552	122.0	19.314	152.2	47.866
6-	28.342	119.2	19.075	153.6	47.417	16-	28.429	120.9	19.153	152.5	47.582
7-	28.649	115.3	19.143	153.6	47.792	17-	28.344	122.0	19.196	152.5	47.540
8-	28.513	120.3	19.118	153.6	47.631	18-	28.301	120.9	19.133	152.5	47.434
9-	28.491	117.5	19.207	153.9	47.698	19-	28.243	120.7	19.097	153.2	47.340
10-	28.759	120.7	19.112	153.2	47.871	20-	28.322	123.6	19.432	152.9	47.754
35	Cal CRUTCHLOW			Rizla Suzuki							
1-		122.7	18.449		50.685	11-	27.419	124.0	18.359		45.778
2-	27.730	124.3	18.299	163.7	46.029	12-	28.012	123.4	18.367		46.379
3-	27.606	124.5	18.242		45.848	13-	27.563	125.9	18.387		45.950
4-	27.768	124.7	18.294		46.062	14-	28.204	126.9	18.550		46.754
5-	27.492	123.6	18.304		45.796	15-	27.628	125.9	18.495		46.123
6-	27.583	123.8	18.363		45.946	16-	27.470	127.1	18.458		45.928
7-	27.579	123.6	18.312		45.891	17-	27.430	125.0	18.497		45.927
8-	27.495	123.8	18.524		46.019	18-	27.419	127.1	18.439		45.858
9-	27.829	122.2	18.356		46.185	19-	27.520	126.6	18.497		46.017
10-	27.779	123.6	18.316		46.095	20-	27.429	126.6	18.642		46.071

Brands Hatch Indy
Circuit Length = 1.1986 miles
Start: 15:14 End: 15:30

2007 BENNETTS British Superbike Championship & Superbike Cup

RACE 6 - SECTOR ANALYSIS

77		Marty NUTT		Virgin Media Optoma Loans								
1-		113.9		19.241	158.6	53.399	11-	27.888	121.4	19.005	156.1	46.893
2-	28.640	117.9		19.359	152.2	47.999	12-	27.897	121.1	19.032	154.6	46.929
3-	28.172	121.4		18.781	157.9	46.953	13-	27.976	123.6	19.095	156.4	47.071
4-	27.842	121.8		18.810	158.3	46.652	14-	28.265	122.7	19.105	154.3	47.370
5-	28.249	120.1		19.200	157.5	47.449	15-	28.085	119.0	19.063	156.1	47.148
6-	28.251	119.0		18.916	158.3	47.167	16-	27.941	120.7	19.180	155.0	47.121
7-	28.194	121.4		18.805	157.2	46.999	17-	28.007	120.5	19.173	153.9	47.180
8-	27.695	126.1		18.787	156.8	46.482	18-	28.261	120.7	19.082	156.8	47.343
9-	27.700	126.1		18.834	157.5	46.534	19-	28.049	120.9	19.351	155.7	47.400
10-	27.897	128.3		19.325	156.1	47.222	20-	28.109	121.8	19.102	152.5	47.211
88		Scott SMART		Hawk Colchester Kawasaki								
1-		113.7		19.322	158.3	53.045	11-	27.879	119.6	18.826	155.7	46.705
2-	28.452	114.7		18.818	159.8	47.270	12-	27.828	119.8	18.768	159.0	46.596
3-	27.899	119.8		18.764	157.9	46.663	13-	27.861	121.4	18.773	159.4	46.634
4-	27.823	119.2		18.745	161.7	46.568	14-	28.078	118.8	18.822	157.5	46.900
5-	27.835	119.8		18.778	158.6	46.613	15-	28.244	115.9	18.857		47.101
6-	27.808	118.8		18.817	160.2	46.625	16-	27.994	120.1	18.788	157.9	46.782
7-	27.827	120.5		18.774	158.6	46.601	17-	27.806	120.1	18.883	158.6	46.689
8-	27.863	122.5		18.820	159.4	46.683	18-	27.731	119.0	18.767	159.4	46.498
9-	27.785	119.4		18.889	156.8	46.674	19-	28.086	118.8	18.774	160.9	46.860
10-	27.934	118.6		18.764	156.4	46.698	20-	28.219	117.1	19.015	157.2	47.234
91		Leon HASLAM		Airwaves Ducati								
1-		118.4		18.671	158.6	50.985	11-	27.573	125.4	18.383	159.0	45.956
2-	27.746	125.2		18.435	159.8	46.181	12-	27.489	125.9	18.385	159.4	45.874
3-	27.525	124.3		18.446	159.0	45.971	13-	27.697	122.7	18.446	161.3	46.143
4-	27.533	122.9		18.385	159.0	45.918	14-	28.675	125.9	18.506	158.6	47.181
5-	27.575	126.9		18.416	159.0	45.991	15-	27.775	125.9	18.464	157.5	46.239
6-	27.850	123.8		18.436	157.9	46.286	16-	27.590	126.4	18.517	158.3	46.107
7-	27.703	125.2		18.427	158.3	46.130	17-	27.544	125.4	18.436	158.6	45.980
8-	27.575	124.0		18.413	157.5	45.988	18-	27.462	127.1	18.438	159.0	45.900
9-	27.447	125.9		18.401	158.6	45.848	19-	27.556	127.1	18.533	158.6	46.089
10-	27.462	125.7		18.468	159.0	45.930	20-	27.588	125.9	18.397	154.3	45.985
94		Tristan PALMER		THR Racing								
1-		115.1		19.318		53.641	11-	27.988	127.1	18.862		46.850
2-	28.773	121.8		19.001		47.774	12-	27.961	127.6	18.907		46.868
3-	28.571	124.3		18.826		47.397	13-	27.942	124.0	18.887		46.829
4-	28.043	123.6		18.719		46.762	14-	28.330	127.6	18.871		47.201
5-	28.104	122.9		18.997		47.101	15-	28.253	126.4	18.836		47.089
6-	28.325	123.8		18.870		47.195	16-	28.012	125.9	18.954		46.966
7-	28.249	117.9		18.906		47.155	17-	28.075	127.1	18.783		46.858
8-	28.085	121.1		18.904		46.989	18-	27.960	127.8	18.882		46.842
9-	28.043	124.0		19.043		47.086	19-	28.032	127.6	18.934		46.966
10-	28.010	128.1		18.846		46.856	20-	28.119	125.9	18.942		47.061
111		Malcolm ASHLEY		MAR								
1-		112.2		19.755		55.364	11-	28.522	121.1	19.065		47.587
2-	29.722	114.1		19.150		48.872	12-	28.570	119.6	19.148		47.718
3-	28.910	118.8		19.078		47.988	13-	28.671	117.1	19.175		47.846
4-	28.720	121.1		19.042		47.762	14-	29.097	116.7	19.250		48.347
5-	28.749	119.8		19.140		47.889	15-	28.599	119.8	19.175		47.774
6-	28.550	118.6		19.205		47.755	16-	28.536	121.6	19.211		47.747
7-	28.598	118.6		19.070		47.668	17-	28.545	120.5	19.221		47.766
8-	28.445	121.4		19.188		47.633	18-	28.439	117.7	19.125		47.564
9-	28.804	115.9		19.144		47.948	19-	28.695	118.8	19.153		47.848
10-	28.808	119.0		19.120		47.928	20-	28.579	120.5	19.352		47.931
112		Sean EMMETT		Samsung Superbike Team								
1-		110.2		19.429	152.9	54.160	11-	28.080	119.0	18.851	157.9	46.931
2-	28.743	114.3		19.007	153.9	47.750	12-	28.192	120.3	18.842	157.2	47.034
3-	28.699	115.3		18.769	157.5	47.468	13-	28.124	120.5	18.785		46.909

Brands Hatch Indy
 Circuit Length = 1.1986 miles
 Start: 15:14 End: 15:30

Weather / Track : Sunny / Dry

2007 BENNETTS British Superbike Championship & Superbike Cup

RACE 6 - SECTOR ANALYSIS

4 -	28.287	117.5	18.718	159.4	47.005	14 -	28.298	118.1	18.888	156.8	47.186
5 -	28.225	118.8	18.728		46.953	15 -	28.220	120.9	18.866	157.2	47.086
6 -	28.343	118.4	18.780	157.5	47.123	16 -	28.193	119.0	18.852		47.045
7 -	28.226	115.7	18.767	157.9	46.993	17 -	28.343	118.1	18.976	158.6	47.319
8 -	28.434	116.7	18.789		47.223	18 -	28.192	120.7	18.904		47.096
9 -	28.587	117.9	18.821	156.1	47.408	19 -	28.103	120.9	19.005	155.0	47.108
10 -	28.206	118.1	18.659	159.8	46.865	20 -	28.570	122.5	18.964	154.6	47.534

MCRCB BULLETIN TK140

2007 BENNETTS British Superbike Championship & Superbike Cup RACE 6 - SPEED TRAPS

SECTOR 1				SECTOR 2			FINISH LINE			
POS	NO	NAME	MPH	NO	NAME	MPH	NO	NAME	MPH	
1	36	Gregorio LAVILLA	130.6				35	Cal CRUTCHLOW	163.7	
2	77	Marty NUTT	128.3				67	Shane BYRNE	163.7	
3	94	Tristan PALMER	128.1				1	Ryuichi KIYONARI	163.3	
4	5	Karl HARRIS	127.1				4	Jonathan REA	162.5	
5	35	Cal CRUTCHLOW	127.1				66	Tom SYKES	162.5	
6	91	Leon HASLAM	127.1				88	Scott SMART	161.7	
7	8	Tommy HILL	126.9				2	Ian HUTCHINSON	161.3	
8	18	Tommy BRIDEWELL	126.6				64	Aaron ZANOTTI	161.3	
9	17	Simon ANDREWS	126.4				91	Leon HASLAM	161.3	
10	66	Tom SYKES	126.1				8	Tommy HILL	160.9	
11	4	Jonathan REA	125.7				36	Gregorio LAVILLA	160.9	
12	2	Ian HUTCHINSON	125.0				112	Sean EMMETT	159.8	
13	22	Steve PLATER	124.3				22	Steve PLATER	159.4	
14	67	Shane BYRNE	124.3				6	James HAYDON	159.0	
15	1	Ryuichi KIYONARI	123.8				77	Marty NUTT	158.6	
16	9	Chris WALKER	123.6				17	Simon ANDREWS	158.3	
17	34	Guy MARTIN	123.6				5	Karl HARRIS	157.9	
18	64	Aaron ZANOTTI	123.4				18	Tommy BRIDEWELL	157.2	
19	6	James HAYDON	123.1				21	Tom TUNSTALL	157.2	
20	28	Neil FAULKNER	122.7				12	Dean THOMAS	156.1	
21	88	Scott SMART	122.5				34	Guy MARTIN	156.1	
22	112	Sean EMMETT	122.5				27	Paul BARRON	155.0	
23	3	Michael RUTTER	122.0				65	John INGRAM	154.3	
24	65	John INGRAM	121.8				28	Neil FAULKNER	153.6	
25	111	Malcolm ASHLEY	121.6				9	Chris WALKER	53.0	
26	12	Dean THOMAS	119.2							
27	27	Paul BARRON	119.0							
28	21	Tom TUNSTALL	117.9							
29	40	Martin JESSOPP	115.1							

Weather / Track : Sunny / Dry

www.msttiming.com

Brands Hatch Indy
Circuit Length = 1.1986 miles
Start: 15:14 End: 15:30

Printed - 15.34 Sunday, 14 October 2007

MCRCB BULLETIN TK141

2007 BENNETTS British Superbike Championship & Superbike Cup RACE 6 - BEST SECTORS

SECTOR 1			SECTOR 2			IDEAL / BEST COMPARISON						
POS	NO	NAME	TIME	NO	NAME	TIME	POS	NO	NAME	IDEAL	BEST	DIFF
1	36	LAVILLA	27.238	36	LAVILLA	18.223	1	36	LAVILLA	45.461	45.482	0.021
2	67	BYRNE	27.285	35	CRUTCHLOW	18.242	2	35	CRUTCHLOW	45.661	45.778	0.117
3	4	REA	27.377	1	KIYONARI	18.306	3	67	BYRNE	45.673	45.717	0.044
4	1	KIYONARI	27.403	9	WALKER	18.359	4	1	KIYONARI	45.709	45.769	0.060
5	35	CRUTCHLOW	27.419	91	HASLAM	18.383	5	4	REA	45.794	45.813	0.019
6	91	HASLAM	27.447	67	BYRNE	18.388	6	91	HASLAM	45.830	45.848	0.018
7	5	HARRIS	27.574	4	REA	18.417	7	9	WALKER	45.977	46.108	0.131
8	66	SYKES	27.599	5	HARRIS	18.424	8	5	HARRIS	45.998	45.998	0.000
9	9	WALKER	27.618	66	SYKES	18.533	9	66	SYKES	46.132	46.139	0.007
10	2	HUTCHINSON	27.619	2	HUTCHINSON	18.561	10	2	HUTCHINSON	46.180	46.249	0.069
11	77	NUTT	27.695	8	HILL	18.620	11	22	PLATER	46.359	46.384	0.025
12	22	PLATER	27.715	3	RUTTER	18.630	12	6	HAYDON	46.405	46.457	0.052
13	88	SMART	27.731	6	HAYDON	18.644	13	3	RUTTER	46.407	46.496	0.089
14	6	HAYDON	27.761	22	PLATER	18.644	14	77	NUTT	46.476	46.482	0.006
15	3	RUTTER	27.777	112	EMMETT	18.659	15	88	SMART	46.476	46.498	0.022
16	8	HILL	27.859	94	PALMER	18.719	16	8	HILL	46.479	46.515	0.036
17	94	PALMER	27.942	88	SMART	18.745	17	94	PALMER	46.661	46.762	0.101
18	64	ZANOTTI	27.945	12	THOMAS	18.747	18	64	ZANOTTI	46.693	46.887	0.194
19	17	ANDREWS	27.949	64	ZANOTTI	18.748	19	17	ANDREWS	46.729	46.729	0.000
20	112	EMMETT	28.080	17	ANDREWS	18.780	20	112	EMMETT	46.739	46.865	0.126
21	12	THOMAS	28.092	77	NUTT	18.781	21	12	THOMAS	46.839	46.887	0.048
22	18	BRIDEWELL	28.206	28	FAULKNER	18.814	22	18	BRIDEWELL	47.183	47.326	0.143
23	34	MARTIN	28.243	65	INGRAM	18.817	23	65	INGRAM	47.190	47.483	0.293
24	65	INGRAM	28.373	27	BARRON	18.926	24	34	MARTIN	47.203	47.340	0.137
25	21	TUNSTALL	28.385	34	MARTIN	18.960	25	28	FAULKNER	47.339	47.441	0.102
26	111	ASHLEY	28.439	18	BRIDEWELL	18.977	26	21	TUNSTALL	47.425	47.425	0.000
27	28	FAULKNER	28.525	21	TUNSTALL	19.040	27	27	BARRON	47.467	47.471	0.004
28	27	BARRON	28.541	111	ASHLEY	19.042	28	111	ASHLEY	47.481	47.564	0.083
29	40	JESSOPP	28.901	40	JESSOPP	19.244	29	40	JESSOPP	48.145	48.268	0.123
Perfect lap										45.461		

MCRCB BULLETIN TK142

2007 Bennetts British Superbike Championship

RIDERS POINTS AFTER FINAL ROUND

	TOTAL	9th April Brands Hatch - GP	15th April Thruxton	29th April Silverstone	7th May Oulton Park	20th May Snetterton	17th June Mondello Park	1st July Knockhill	15th July Oulton Park	22nd July Mallory Park	12th August Croft	27th August Cadwell Park	23rd September Donington Park	14th October Brands Hatch - Indy
Ryuichi KIYONARI (<i>Honda</i>)	433	8 5	16 20	25 25	16 25	25 25	11 11	20 16	25	25	25 25	20 20	16	16 13
Jonathan REA (<i>Honda</i>)	407	16 20	13	20 16	13 11	20 20	13 25	25 25	25	20	20 20	25	11 9	20 20
Leon HASLAM (<i>Ducati</i>)	387	10 13	10 10	10 11	20 20	16 11	25 13	16 20	13 13	16 20	11 10	25	25 25	13 11
Gregorio LAVILLA (<i>Ducati</i>)	368	25 25	25 25	11 20	25 13	10	16 16	9	6	11 9	10 13	9 16	13 11	25 25
Shane BYRNE (<i>Honda</i>)	293	13 3	13 16		10 16	16	20 20	13 11	20 16	25 16	7 9	13	16 10	10
Tom SYKES (<i>Honda</i>)	279	9 11	11 9	9 10	11 10	13 13	9	10 13	10	10 13	16 16	16 11	20 20	9
Chris WALKER (<i>Suzuki</i>)	225	11 8	7	16 13	7	7 7	7	11 10	16 8	13 10	8 6	8 10	10 13	9 10
Leon CAMIER (<i>Honda</i>)	199	20 16	20 11	13	8 8	11 10	9 10	9	10 11	8 5	9 11			
Cal CRUTCHLOW (<i>Suzuki</i>)	152	3	9	5 9	9	8	8	5	11	7 11	13 3	11 13		11 16
Tommy HILL (<i>Yamaha</i>)	138	7	8 6	8 8	6 9	9 9	6 7	3	8	9 7	6	10 9		3
Karl HARRIS (<i>Honda</i>)	121	2 10	6 7	7 4	7	3 1	10 8	6 8	20	3	5		6	8
Michael RUTTER (<i>Kawasaki</i>)	118	6 9	5 8	6 7	1 3	5			9	8	3 8	5 6	7 8	8 6
Scott SMART (<i>Kawasaki</i>)	95		2 5	2	5	2 8	4 6		9 5	6 6	2 5	6 4	9	5 4
Ollie BRIDEWELL (<i>Suzuki</i>)	56	1		3 5	3 5	6	5	8 6	7 7					
Steve PLATER (<i>Yamaha</i>)	51	2	3 3			1	4	4				3 7	6 7	6 5
Simon ANDREWS (<i>Yamaha</i>)	49	5 7			4 2	4				5 4	4 7			7
Dean THOMAS (<i>Suzuki</i>)	37	6		2 3	6	3	2 3			4 2	4	2		
James HAYDON (<i>Kawasaki</i>)	31			1								7 8	8	7
Tommy BRIDEWELL (<i>Suzuki</i>)	28	4	1	4 6	2 4	6								1
Tristan PALMER (<i>Honda</i>)	27						1	2	5 4	3		1 3	4 1	2 1
Chris MARTIN (<i>Honda</i>)	23				1	2	5			1 1	1	4 5	3	
Peter HICKMAN (<i>Kawasaki</i>)	23	1 4	4 4				2		3 3	2				
Ian HUTCHINSON (<i>Honda</i>)	16												5 5	4 2
Sean EMMETT (<i>Suzuki</i>)	14						7 7							
Hudson KENNAUGH (<i>Yamaha</i>)	14					4 3	4 3							
Aaron ZANOTTI (<i>Honda</i>)	13					5					2		2 4	
Guy MARTIN (<i>Honda</i>)	8		1	1					6					
Stuart EASTON (<i>Kawasaki</i>)	8						1	2 5						
Marty NUTT (<i>Yamaha</i>)	8							1	1				3	3
Tom TUNSTALL (<i>Honda</i>)	5								2 2			1		
Malcolm ASHLEY (<i>Kawasaki</i>)	4								4					
James BUCKINGHAM (<i>Honda</i>)	4								1		1	2		
Cameron DONALD (<i>Honda</i>)	2		2											
Jon KIRKHAM (<i>Yamaha</i>)	2												2	
Paul BARRON (<i>Yamaha</i>)	1							1						
David JOHNSON (<i>Honda</i>)	1												1	

MCRCB BULLETIN TK143

**2007 Bennetts British Superbike Championship
CUP POINTS AFTER FINAL ROUND**

	TOTAL	9th April Brands Hatch - GP	15th April Thruxton	29th April Silverstone	7th May Oulton Park	20th May Snetterton	17th June Mondello Park	1st July Knockhill	15th July Oulton Park	22nd July Mallory Park	12th August Croft	27th August Cadwell Park	23rd September Donington Park	14th October Brands Hatch - Indy
Tristan PALMER (<i>Honda</i>)	426			25 25	20 20		16 25	20 25	25 25	25 25		25 25	25 25	25 25
James BUCKINGHAM (<i>Honda</i>)	373	25 25	25		25 25	20 20	9 9	11	13 13	16	20 25	20 20	16 16	20
Tom TUNSTALL (<i>Honda</i>)	332	20 20	16 20			16 10	11 10	13 13	16 20	11 16	16 16	16 16	20 20	16
Malcolm ASHLEY (<i>Kawasaki</i>)	322	16	11 16	16 20	16 16	13 13	10 11	11 16	20	10 13	13 13	13 13	13	13 16
Marty NUTT (<i>Yamaha</i>)	261		20 25			25 25	25 20	16 20	11 16	13	25 20			
Paul BARRON (<i>Yamaha</i>)	147		13 13	20	13	16	20 16	25			11			
Neil FAULKER (<i>Yamaha</i>)	90		9 10	13 16		11							11	20
Lee JACKSON (<i>Yamaha</i>)	40									20 20				
Brian McCORMACK (<i>Honda</i>)	37						13 13			11				
Ryan FARQUHAR (<i>Honda</i>)	21		10 11											
Ryan RAINEY (<i>Honda</i>)	21										10 11			

MCRCB BULLETIN TK144

**2007 Bennetts British Superbike Championship
MANUFACTURERS POINTS AFTER FINAL ROUND**

	TOTAL	9th April Brands Hatch - GP	15th April Thruxton	29th April Silverstone	7th May Oulton Park	20th May Snetterton	17th June Mondello Park	1st July Knockhill	15th July Oulton Park	22nd July Mallory Park	12th August Croft	27th August Cadwell Park	23rd September Donington Park	14th October Brands Hatch - Indy
Honda	591	20 20	20 20	25 25	16 25	25 25	20 25	25 25	25 25	25 25	25 25	20 25	20 20	20 20
Ducati	507	25 25	25 25	11 20	25 20	16 11	25 16	16 20	13 13	16 20	11 13	25 16	25 25	25 25
Suzuki	263	11 8	9	16 13	9 7	8 7	8 5	11 10	16 8	13 11	13 6	11 13	10 13	11 16
Yamaha	180	7 7	8 6	8 8	6 9	9 9	6 7	4 4	8 1	9 7	6 7	10 9	6 7	7 5
Kawasaki	169	6 9	5 8	6 7	5 3	5 8	4 6	2 5	9 9	6 8	3 8	7 8	9 8	8 7

