

WAC MEN'S BASKETBALL 2012-13 PREVIEW

DENVER



SEATTLEU



WAC
WESTERN ATHLETIC CONFERENCE



MEN'S BASKETBALL PREVIEW

September 2012

WAC NEWS AND NOTES

WAC TOURNAMENT RETURNS TO LAS VEGAS

The 2013 WAC Men's and Women's Basketball Tournament will be held March 12-16 at the Orleans Arena in Las Vegas and will include all ten WAC teams. Ticket information and tournament format will be available soon at www.wacsports.com.

WAC WELCOMES FIVE NEW HOOPS TEAMS TO LEAGUE

The WAC welcomes Denver, Seattle U, UT Arlington, UTSA and Texas State to the league this season. The five new teams join Idaho, Louisiana Tech, New Mexico State, San Jose State and Utah State to create a 10-team WAC basketball league. The WAC had an eight-team league last season.

ESPN TO TELEVISION 11 WAC BASKETBALL GAMES

The WAC has announced its 2012-13 basketball television schedule, a slate that includes 11 WAC games to be televised on ESPN networks. In all, four games will be shown on ESPNU and five on ESPN Regional Television (ERT). ERT games will be made available to the markets of the participating teams. In addition, the WAC Tournament men's and women's championship games will be shown on ESPNU. Additionally, games determined by ESPN's BracketBuster could increase the number of WAC games aired on ESPN Networks.

ESPN WAC Basketball Television Schedule:

Date	Teams	Time	Network
Nov. 11	New Mexico State at Oregon State	6:30 p.m. PT	ESPNU
Nov. 26	San Jose State at Kansas	8:00 p.m. CT	ESPNU
Dec. 29	Denver at Louisiana Tech	7:00 p.m. CT	ERT
Jan. 17	Idaho at Louisiana Tech	7:00 p.m. CT	ERT
Jan. 23	Denver at New Mexico State	9:00 p.m. MT	ESPNU
Jan. 31	Utah State at Idaho	7:00 p.m. PT	ERT
Feb. 16	New Mexico State at Utah State	9:00 p.m. MT	ESPNU
Feb. 28	Utah State at Louisiana Tech	7:00 p.m. CT	ERT
March 2	New Mexico State at Denver	4:00 p.m. MT	ERT
March 16	WAC Tournament Women's Championship	12:00 p.m. PT	ESPNU
March 16	WAC Tournament Men's Championship	8:00 p.m. PT	ESPNU

TABLE OF CONTENTS

WAC News and Notes 1-7

Team Information

Denver 8-9
 Idaho 10-11
 Louisiana Tech 12-13
 New Mexico State 14-15
 San Jose State 16-17
 Seattle U 18-19
 UTSA 20-21
 UT Arlington 22-23
 Texas State 24-25
 Utah State 26-27
 WAC Stats 28-33
 2011-12 Composite Schedule 34-35

Credits: The 2012-13 WAC Men's Basketball Fall Preview is compiled and published by the WAC office with the assistance and cooperation of the conference's sports information directors and their staffs.

Editor: Jason Erickson

Layout and Design: Vicky Foster

ONLINE

Check out the WAC's web site for stats, standings and notes at:

www.wacsports.com

e-mail: jerickson@wac.org

2011-12 WAC STANDINGS

	WAC Games						All Games						
	W	L	Pct.	Hm	Rd	Stk	W	L	Pct.	Hm	Rd.	Neu	Stk
Nevada	13	1	.929	6-1	7-0	W5	28	7	.800	16-2	10-3	2-2	L1
New Mexico State	10	4	.714	6-1	4-3	W1	26	10	.722	14-3	7-5	5-2	L1
Idaho	9	5	.643	5-2	4-3	W2	19	14	.576	11-4	7-8	1-2	L1
Utah State	8	6	.571	5-2	3-4	W3	21	16	.568	17-5	4-10	0-1	L1
Louisiana Tech	6	8	.429	3-4	3-4	L1	18	16	.529	11-4	4-10	3-2	L1
Hawai'i	6	8	.429	3-4	3-4	L4	16	16	.500	10-7	4-7	2-2	L1
Fresno State	3	11	.214	3-4	0-7	L5	13	20	.394	9-5	3-12	1-3	L4
San Jose State	1	13	.071	1-6	0-7	L5	9	22	.290	6-8	2-13	1-1	L5

ASSOCIATED PRESS

Final 2011-12

Rk	School	Record	Points
1	Kentucky (61)	32-2	1,621
2	Syracuse (1)	31-2	1,545
3	Missouri (2)	30-4	1,459
4	North Carolina (1)	29-5	1,403
5	Michigan State	27-7	1,386
6	Kansas	27-6	1,330
7	Ohio State	27-7	1,229
8	Duke	27-6	1,158
9	Baylor	27-7	1,064
10	Florida State	24-9	972
11	Marquette	25-7	912
12	Murray State	30-1	871
13	Michigan	24-9	808
14	Wisconsin	24-9	766
15	Georgetown	23-8	726
16	Indiana	25-8	576
17	Louisville	26-9	558
18	Wichita State	27-5	517
19	Creighton	28-5	373
20	Vanderbilt	24-10	334
21	New Mexico	27-6	318
22	San Diego State	26-7	223
23	UNLV	26-8	201
24	Saint Mary's	27-5	187
25	Florida	23-10	146

Other WAC teams receiving votes: None

USA TODAY/ESPN

Final 2011-12

Rk	School	Record	Points
1	Kentucky (31)	37-2	775
2	Kansas	32-6	744
3	Ohio State	31-8	705
4	Louisville	30-10	661
5	Syracuse	34-3	641
6	North Carolina	32-6	624
7	Michigan State	29-8	566
8	Baylor	30-8	564
9	Florida	26-11	506
10	Marquette	27-8	464
11	Missouri	30-5	425
12	Wisconsin	26-10	424
13	Indiana	27-9	382
14	Duke	27-7	336
15	Florida State	25-10	325
16	Murray State	31-2	283
17	Georgetown	24-9	242
18	Cincinnati	26-11	216
19	Vanderbilt	25-11	161
20	NC State	24-13	146
21	Creighton	29-6	129
22	Michigan	24-10	119
23	New Mexico	28-7	107
24	Xavier	23-13	92
25	Ohio	29-8	91

Other WAC teams receiving votes: None

WAC NEWS AND NOTES, CONTINUED

ESPN SEARS BRACKETBUSTERS

For the 11th year in a row, the WAC has partnered with ESPN and several other top college basketball conferences for ESPN Sears BracketBusters, a weekend men's basketball event matching potential NCAA tournament hopefuls against each other. Six WAC teams will be a part of this year's pool of teams. The event will be held February 21-23. The match-ups for Sears BracketBuster Saturday will be determined by ESPN in conjunction with the conferences about three weeks before the event.

2012-13 WAC MEN'S BASKETBALL TELEVISION SCHEDULE

The WAC will have 44-plus games televised this season. Below is the schedule as of Sept. 19, 2012.



Date	Game	Time	Network
Nov. 9	Denver at Iona	9:00 p.m. ET	ESPN3
Nov. 11	Montana State at Seattle U	6:00 p.m. PT	ROOT Sports
Nov. 11	New Mexico State at Oregon State	6:30 p.m. PT	ESPNU
Nov. 16	California at Denver	6:00 p.m. MT	ROOT Sports
Nov. 17	Seattle U at Virginia	TBA	ESPN3
Nov. 21	Colorado State at Denver	7:00 p.m. MT	ROOT Sports
Nov. 22	Texas State vs. Charlotte	10:30 p.m. AK	TV TBD
Nov. 26	San Jose State at Kansas	7:00 p.m. CT	ESPNU
Nov. 28	Seattle U at Stanford	7:00 p.m. PT	Pac-12 Network
Nov. 28	Idaho at Washington State	7:00 p.m. PT	Pac-12 Network
Nov. 29	UTSA at Oregon	7:00 p.m. PT	Pac-12 Network
Dec. 1	Southern Miss at New Mexico State	7:00 p.m. MT	AggieVision
Dec. 2	Denver at Stanford	2:00 p.m. PT	Pac-12 Network
Dec. 13	Washington at Seattle U	7:00 p.m. PT	ROOT Sports
Dec. 15	Texas State at Texas	TBA	TV TBD
Dec. 17	Texas State at Northwestn	TBA	TV TBD
Dec. 19	New Mexico at New Mexico State	7:00 p.m. MT	AggieVision
Dec. 22	Missouri State at New Mexico State	7:00 p.m. MT	AggieVision
Dec. 29	Denver at Louisiana Tech	7:00 p.m. CT	ESPN Regional
Dec. 29	Idaho at Seattle U	7:00 p.m. PT	ROOT Sports
Jan. 3	UTSA at New Mexico State	7:00 p.m. MT	AggieVision
Jan. 5	Texas State at New Mexico State	7:00 p.m. MT	AggieVision
Jan. 10	New Mexico State at Seattle U	7:00 p.m. PT	ROOT Sports
Jan. 12	Denver at Seattle U	3:30 p.m. PT	ROOT Sports
Jan. 17	Utah State at New Mexico State	7:00 p.m. MT	AggieVision
Jan. 17	Idaho at Louisiana Tech	7:00 p.m. CT	ESPN Regional
Jan. 19	San Jose State at New Mexico State	7:00 p.m. MT	AggieVision
Jan. 19	Utah State at Denver	4:30 p.m. MT	ROOT Sports
Jan. 23	Denver at New Mexico State	9:00 p.m. MT	ESPNU
Jan. 24	UTSA at Seattle U	7:00 p.m. PT	ROOT Sports
Jan. 31	Utah State at Idaho	7:05 p.m. PT	ESPN Regional
Feb. 2	Utah State at Seattle U	7:00 p.m. PT	ROOT Sports
Feb. 7	Seattle U at Denver	7:00 p.m. MT	ROOT Sports
Feb. 7	Idaho at New Mexico State	7:00 p.m. MT	AggieVision
Feb. 9	Idaho at Denver	4:00 p.m. MT	ROOT Sports
Feb. 9	Seattle U at New Mexico State	7:00 p.m. MT	AggieVision
Feb. 16	New Mexico State at Utah State	9:00 p.m. MT	ESPNU
Feb. 23	UTEP at New Mexico State	7:00 p.m. MT	AggieVision
Feb. 28	Utah State at Louisiana Tech	7:00 p.m. CT	ESPN Regional
March 2	New Mexico State at Denver	4:00 p.m. MT	ESPN Regional
March 7	Louisiana Tech at New Mexico State	7:00 p.m. MT	AggieVision
March 9	Louisiana Tech at Denver	5:00 p.m. MT	ROOT Sports
March 9	UT Arlington at New Mexico State	7:00 p.m. MT	AggieVision
March 16	WAC Tournament Championship	8:00 p.m. PT	ESPNU

A LOOK BACK: 2011-12

NEW MEXICO STATE FALLS TO INDIANA AT NCAA TOURNAMENT

The New Mexico State men's basketball team's championship season ended with a 79-66 loss to No. 17 Indiana in the second round of the NCAA Tournament. Redshirt senior forward Wendell McKines guided the Aggies (26-10) with 15 points and seven rebounds. Junior forward Bandja Sy added 12 points off the bench on 2-of-3 shooting from the 3-point line. Freshman guard Daniel Mullings supplied 10 points. NM State shot 55.1 percent from the field in the game (27-of-49) and out-rebounded the Hoosiers, 23-21, but 17 turnovers hampered the effort. At halftime, the Aggies trailed Indiana, 35-28. NM State shot 52.2 percent from the field (12-of-23) but committed 13 miscues in the first half. Junior forward Tyrone Watson and senior center Hamidu Rahman led the Aggies with six points each. Senior guard Hernst Laroche added five points, and McKines had four points and four rebounds. After only hitting their first 2-of-7 shots, the Aggies sank the next 3-of-4 to trim Indiana's lead to five, 16-11, with 13:34 to play. The Hoosiers had a 12-point lead with 9:47 remaining in the first half, but the Aggies kept chipping away and scored the last six of eight points in the period. In the second half, Indiana built a 21-point advantage, 62-41, with 11:42 to play, but the Aggies responded with a 10-2 run. McKines began the rally with a jumper. On the next possession, Laroche followed with a steal and an ensuing layup. After a dunk from Mullings and a free throw from Laroche, Sy capped the run with a 3-pointer at 7:40 that pulled the Aggies within 13 points, 64-51. NM State cut the deficit to 12, 65-53, on a jumper from Mullings with 6:53 to play but couldn't inch any closer.

UTAH STATE EDGED IN COLLEGEINSIDER.COM TOURNAMENT CHAMPIONSHIP GAME

After an 8-0 run gave Utah State its first lead of the second half, Mercer stopped the Aggies' rally to regain the lead, and held on for a wild 70-67 in the CollegeInsider.com Men's Basketball Postseason Tournament Championship game at the Dee Glen Smith Spectrum in a nationally televised thriller on Fox College Sports. Three Aggies earned all-tournament honors, as Brockeith Pane scored 10 points and dished out five assists, and was joined by fellow senior, forward Morgan Grim, who had nine points and six rebounds, as Pane and Grim were playing their final games in a USU uniform and are the Aggies' only two seniors. Sophomore guard Preston Medlin joined the senior duo in all-tournament award collecting, tallying 14 points and five rebounds, hitting two three-pointers.

NEVADA FALLS IN NIT QUARTERFINALS TO STANFORD

The Nevada season came to an end in 2012 as the Wolf Pack fell to Stanford in the quarterfinals of the National Invitation Tournament by a score of 84-56 at the Maples Pavilion. Nevada, the fifth-seed in its bracket, finished the season 28-7, one victory shy of tying a school record for most wins in a season. Stanford, the No. 3 seed, improved to 24-11 and advanced to the semifinals in New York City. Junior Malik Story led the Wolf Pack with 14 points while Deonte Burton added 13 points and Olek Czyz had 11. Josh Owens and Chasson Randle led four Cardinal players in double figures with 15. With the loss, forwards Dario Hunt and Czyz saw their illustrious Nevada careers come to a close.

IDAHO FALLS TO WAC RIVAL UTAH STATE IN COLLEGEINSIDER.COM SECOND ROUND

Idaho missed 13 of its first 14 shots and never got on track in a 76-56 loss at Utah State in the second round of the CollegeInsider.com Postseason Tournament. The loss ended Idaho's season with a 19-14 record. The Vandals came up just short of their first 20-win season in 19 years, but still posted their most wins since the 1992-93 team went 24-8. After losing three straight games by a single possession in late December, the Vandals won 12 of their final 18 games, posted their best Western Athletic Conference record in school history and qualified for postseason for the third time in four years.

NM STATE CLAIMS 2012 WAC TOURNAMENT TITLE WITH WIN OVER LA TECH

Tournament MVP Wendell McKines had a double-double with five minutes left in the first half as the Aggies claimed their third WAC Tournament title with a dominating 82-57 win over No. 5 Louisiana Tech. The 25-point win was the largest margin of victory in a championship game in WAC Tournament history. McKines finished with 27 points and 14 rebounds. Trevor Gaskins led the Bulldogs with 24 points.

2012 WAC Basketball All-Tournament Team

Trevor Gaskins, Louisiana Tech
Raheem Appleby, Louisiana Tech
Tyrone Watson, New Mexico State
Hernst Laroche, New Mexico State
MVP: Wendell McKines, New Mexico State

COACHING RECORDS

Joe Scott - Denver

Overall..... 169-182 (.481), 13th season
School80-74 (.519), 6th season
WAC..... 0-0 (.000), 1st season

Don Verlin - Idaho

Overall.....69-60 (.535), 5th season
School69-60 (.535), 5th season
WAC.....33-29 (.532), 5th season

Michael White - Louisiana Tech

Overall.....18-16 (.529), 2nd season
School18-16 (.529), 2nd season
WAC.....6-8 (.429), 2nd season

Marvin Menzies - New Mexico State

Overall..... 102-68 (.600), 6th season
School 102-68 (.600), 6th season
WAC.....50-26 (.658), 5th season

George Nessman - San Jose State

Overall..... 77-141 (.353), 8th season
School 77-141 (.353), 8th season
WAC.....28-82 (.255), 8th season

Cameron Dollar - Seattle U

Overall.....51-71 (.418), 5th season
School40-49 (.449), 4th season
WAC..... 0-0 (.000), 1st season

Scott Cross - UT Arlington

Overall..... 103-82 (.557), 7th season
School 103-82 (.557), 7th season
WAC..... 0-0 (.000), 1st season

Brooks Thompson - UTSA

Overall..... 151-105 (.590), 9th season
School96-91 (.513), 7th season
WAC..... 0-0 (.000), 1st season

Doug Davalos - Texas State

Overall..... 152-136 (.528), 11th season
School 80-101 (.442), 7th season
WAC..... 0-0 (.000), 1st season

Stew Morrill - Utah State

Overall..... 563-257 (.687), 27th season
School 345-119 (.744), 15th season
WAC.....144-84 (.632), 15th season

NON-CONFERENCE OPPONENTS

WAC vs. Non-Conference Opponents

Conference	2010-11	2011-12
America East	0-1	0-0
ACC	0-1	1-0
Atlantic Sun	0-0	1-0
Atlantic 10	0-2	1-0
Big East	0-1	0-0
Big Sky	13-3	6-9
Big South	0-0	0-0
Big Ten	0-1	0-1
Big 12	0-1	0-0
Big West	11-5	11-8
Colonial	2-0	1-0
Conference USA	2-3	2-5
Great West	5-1	2-0
Horizon	0-0	0-2
Independents	8-2	13-1
Ivy League	0-0	0-0
Mid-American	4-0	2-0
MAAC	0-0	1-2
MEAC	0-0	4-1
Missouri Valley	0-1	3-2
Mountain West	2-10	2-7
Northeast	1-0	0-0
Ohio Valley	0-0	0-0
Pac-12	1-7	5-7
Patriot	1-0	1-0
SEC	1-0	0-3
Southern	0-0	0-0
Southland	2-3	6-4
SWAC	3-0	4-0
Summit	2-1	3-1
Sun Belt	6-1	2-1
West Coast	5-5	4-5
Non-Division I	11-0	13-0
Total	80-49 (.620)	87-60(.592)

2011-12 HOME ATTENDANCE

All Games

Team	G	Total	Avg.	High
FS	14	91,292	6,521	10,012
UH	17	103,496	6,088	8,192
UI	15	22,750	1,517	3,321
LTU	15	47,477	3,165	4,930
NEV	18	94,271	5,237	9,988
NMSU	17	94,724	5,572	8,361
SJSU	14	23,164	1,655	3,245
USU	22	186,932	8,497	10,270
Total	132	664,106	5,031	

Conference Games

Team	G	Total	Avg.	High
FS	7	48,894	6,985	10,012
UH	7	48,285	6,898	8,192
UI	7	10,844	1,549	2,359
LTU	7	23,084	3,298	4,472
NEV	7	50,503	7,215	9,988
NMSU	7	38,325	5,475	6,192
SJSU	7	13,668	1,953	3,245
USU	7	69,308	9,901	10,270
Total	143	696,936	4,874	

A LOOK BACK: 2011-12, CONTINUED

NEVADA WINS FOURTH OUTRIGHT WAC REGULAR SEASON TITLE

Nevada won its fourth outright Western Athletic Conference title after defeating New Mexico State 65-61 on March 2. The Wolf Pack has won six WAC titles in the last nine seasons. Two of the titles were shared in 2004 and 2008. The Packs four outright titles were in 2005, 2006, 2007 and 2012. Head coach David Carter was associated with all six of Nevada's WAC Championships, five as an assistant coach.

SIX WAC PLAYERS NAMED TO NABC ALL-DISTRICT TEAM

Six WAC men's basketball student-athletes have been honored by the National Association of Basketball Coaches by being named to the District 6 first and second teams. Nevada's Deonte Burton, New Mexico State's Wendell McKines and Hawai'i's Vander Joaquim were selected to the first team, while Nevada's Malik Story, Utah State's Preston Medlin and Fresno State's Kevin Olekaibe were named to the second team.

THREE WAC TEAMS INVITED TO POSTSEASON TOURNAMENTS

Three WAC teams, including Idaho, Nevada and Utah State were invited to participate in 2012 postseason tournaments. Nevada participated in the National Invitational Tournament (NIT). Idaho and Utah State played in the Collegen Insider.com Tournament.

NEVADA'S BURTON NAMED AP HONORABLE MENTION ALL-AMERICAN

Sophomore guard Deonte Burton was named an honorable-mention All-American by the Associated Press in 2012. Burton is Nevada's first student-athlete on the AP list since Luke Babbitt was an honorable-mention selection in 2010 and the sixth for the Wolf Pack in the last nine seasons. Kirk Snyder was an honorable-mention selection in 2004 and Nick Fazekas was a three-time honoree (honorable mention in 2005, third team in 2006 and second team in 2007).

NEW MEXICO STATE'S MCKINES SELECTED TO PLAY IN ALL-STAR GAME AT 2012 FINAL FOUR

New Mexico State redshirt senior forward Wendell McKines was picked to play in the 2012 Reese's Division I College All-Star game at the Mercedes-Benz Superdome. The National Association of Basketball Coaches (NABC) selected the rosters for the all-star game, which was played as part of Final Four Friday during the 2012 NCAA Men's Final Four weekend. The game featured 20 of the nation's most outstanding seniors from NCAA Division I. McKines was a member of the west all-star team. He led the Aggies to the NCAA Tournament and averaged 18.7 points and 10.7 rebounds this season.

WAC TEAMS GO COMBINED 5-3 IN ESPN SEARS BRACKETBUSTERS GAMES

For a 10th-straight year, the WAC participated in BracketBusters -- a two-day men's college basketball event pitting NCAA Tournament hopefuls. WAC teams went a combined 5-3 in those matchups. New Mexico State picked up a featured ESPN Sears BracketBuster televised matchup, defeating Drake 71-55 on ESPNU.

WAC Televised BracketBusters Games

New Mexico State def. Drake, 71-55 (ESPNU)
Iona def. Nevada, 90-84 (ESPN2/ESPN3)

WAC Non-Televised BracketBusters Games

Fresno State def. Cal State Northridge, 62-49
Montana def. Hawai'i, 94-79
Idaho def. Portland State, 77-68
Louisiana Tech def. Central Arkansas, 84-62
San Jose State def. Sacramento State, 79-67
UC Santa Barbara def. Utah State, 72-64

NM STATE'S MULLINGS BECOMES 13TH WAC PLAYER TO RECORD TRIPLE-DOUBLE

Daniel Mullings became only the third Aggie in school history and 13th player in WAC history to record a triple-double. Mullings scored 28 points, pulled down 12 rebounds and dished out 10 assists, all career-high marks, in a 115-73 win over Hawai'i, Feb. 23. Mullings is the first player to accomplish the feat since 1990 at NM State and only one of 12 players and the lone freshman to achieve a triple-double this season in the NCAA. He also tied a career high with five steals in the game. Mullings also set career-best marks for field goals made (11) and free throw attempts (9).

A LOOK BACK: 2011-12, CONTINUED

NMSU'S MCKINES BECOMES WAC'S 12TH MEMBER OF 1,000 PT/1,000 REB. CLUB, NEVADA'S HUNT BECOMES 13TH

New Mexico State's Wendell McKines became a member of the 1,000-career point and 1,000-career rebound club and led the New Mexico State men's basketball team to a 78-57 win over CSU Bakersfield on Feb. 1. With his 12th rebound of the game with 7:45 minutes remaining, McKines joined the elite club. He is only the second player in NM State history along with Sam Lacey, second active player in the NCAA (T.J. Robinson, Long Beach State) and 12th player in the WAC history to achieve the feat. Dario Hunt accomplished the feat at the 2012 WAC Tournament, becoming the 13th player in WAC history to do so.

KENNETH SMITH SETS LA TECH'S SINGLE GAME ASSISTS RECORD

Freshman guard Kenneth Smith set the Louisiana Tech school record for assists in a game with 15 as the Bulldogs defeated Central Arkansas 84-42 Feb. 18 in the Thomas Assembly Center in front of 3,977 fans that was a part of SEARS ESPN BracketBuster program. Smith's 15th assist came at the 3:05 mark of the second half on a layup by freshman forward Stojan Gjuroski. Former Bulldog Bud Dean had held the assists record since Jan. 17, 1969 when he had 14 at Nicholls State. Smith's 15 assists marks the most assists by a WAC player since Feb. 25, 2005 when UTEP's Filiberto Rivera dished out 18 against Louisiana Tech. Smith's 15 assists marks the second-best single-game assist mark in the NCAA this season.

SJSU'S CARTER NAMED TO ACADEMIC ALL-DISTRICT FIRST TEAM

Wil Carter, a senior forward on the San Jose State University men's basketball team, was one of five NCAA Division I players named to the Capital One Academic All-District VIII first team last year. Voted on by members of the College Sports Information Directors of America (CoSIDA), the Academic All-District team is the first qualifying stage for Academic All-America honors. A co-captain of the 2011-12 San Jose State team, Carter completed his second year with the Spartans after transferring from Salt Lake Community College last season. The resident of Pocatello, Idaho ranked fourth in the Western Athletic Conference (WAC) in rebounding with an 8.6 per game average. He was second on the San Jose State team in scoring with an 13.2 average.

SAN JOSE STATE'S CARTER RECORDS FIRST WAC 20-20 GAME SINCE 2006

San Jose State senior forward Wil Carter scored 21 points and pulled down 20 rebounds in a loss at Hawai'i on Jan. 7. Carter became the first WAC player to score at least 20 points and pull down 20 boards since Louisiana Tech's Paul Millsap did it in 2006. It also marked the first 20-rebound game by a SJSU player since Chris McNealy did it against Utah in December of 1981. It marked only the eighth 20-rebound performance by a Division I player last season.

2013 WAC TOURNAMENT

March 12-16 - Orleans Arena
Las Vegas, Nevada

Ticket info available at www.wacsports.com



ACADEMIC ALL-WAC

The 2011-12 academic all-WAC basketball team included 12 players. To be eligible, a student-athlete must have completed one academic year, have a 3.0 or better cumulative grade point average and have participated in at least fifty percent of the team's contests.

Hawai'i

Hauns Brereton, Jr.
Davis Rozitis, Jr.

Idaho

Matt Borton, So.
Landon Tatum, Sr.
Connor Hill, Fr.
Mike McChristian, Jr.

Nevada

Keith Fuetsch, Jr.

San Jose State

Wil Carter, Sr.
Garrett Ton, Sr.

Utah State

Ben Clifford, So.
Mitch Bruneel, So.
Jordan Stone, Fr.

PLAYERS OF THE WEEK

2011-12 Season

November 14 Brockeith Pane, Sr., G, USU
November 21 Wendell McKines, Sr., F, NMSU
November 28 Malik Story, Jr., G, Nevada
December 5 Deonte Burton, So., G, Nevada
December 12 Deonte Burton, So., G, Nevada
December 19 Vander Joaquim, Jr., C, Hawai'i
December 26 Zane Johnson, Sr., G, Hawai'i
January 2 Keith Shamburger, So., G, SJSU
January 9 Deonte Burton, So., G, Nevada
January 16 Vander Joaquim, Jr., C, Hawai'i
January 23 Raheem Appleby, Fr., G, LA Tech
January 30 Preston Medlin, So., G, USU
February 6 Joston Thomas, Jr., F, Hawai'i
February 13 Kyle Barone, Jr., C, Idaho
February 20 Kyle Barone, Jr., C, Idaho
February 27 Daniel Mullings, Fr., G, NMSU
March 5 Wendell McKines, Sr., F, NMSU

NATIONAL HONORS

NABC All-District Honors

Deonte Burton, Nevada (1st Team)
Wendell McKines, New Mexico State (1st Team)
Vander Joaquim, Hawai'i (1st Team)
Malik Story, Nevada (2nd Team)
Preston Medlin, Nevada (2nd Team)
Kevin Olekaibe, Fresno State (2nd Team)

2012 WAC TOURNAMENT RESULTS

March 8-10 • Las Vegas, Nevada

March 8 (Thursday)

No. 6 Hawai'i def. No. 3 Idaho, 72-70
No. 2 New Mexico State def. No. 7 Fresno State, 65-49
No. 1 Nevada def. No. 8 San Jose State, 54-44
No. 4 Louisiana Tech def. No. 5 Utah State, 72-70

March 9 (Friday)

No. 2 New Mexico State def. No. 6 Hawai'i, 92-81
No. 5 Louisiana Tech def. No. 1 Nevada, 78-73

March 10 (Saturday)

No. 2 New Mexico State def. No. 5 Louisiana Tech, 82-57

2011-12 WAC POSTSEASON AWARDS

First Team

Vander Joaquim, Hawai'i, C, 6-10, Jr., Luanda, Angola (College of Eastern Utah)
Deonte Burton, Nevada, G, 6-1, So., Los Angeles, Calif. (Compton Centennial HS)
Olek Czyz, Nevada, F, 6-7, Sr., Gdynia, Poland (Duke)
Wendell McKines, New Mexico State, F, 6-6, Sr., Oakland, Calif. (Richmond HS)
Preston Medlin, Utah State, G, 6-4, So., Carrollton, Texas (Hebron HS)

Second Team

Kevin Olekaibe, Fresno State, G, 6-2, So., Las Vegas, Nev. (Cimarron-Memorial HS)
Kyle Barone, Idaho, C, 6-10, Jr., Garden Grove, Calif. (Pacifica HS)
Raheem Appleby, Louisiana Tech, G, 6-2, Fr., Jacksonville, Ark. (Jacksonville HS)
Dario Hunt, Nevada, F, 6-8, Sr., Colorado Springs, Colo. (Charis Prep School)
Hernst Laroche, New Mexico State, G, 6-1, Sr., Montreal, Quebec, Canada (Vanier College)

Honorable Mention

Zane Johnson, Hawai'i, G, 6-6, Sr., Phoenix, Ariz. (Arizona)
Deremy Geiger, Idaho, G, 5-11, Sr., Las Vegas, Nev. (Grayson County College)
Trevor Gaskins, Louisiana Tech, G, 6-2, Sr., Alpharetta, Ga. (Ole Miss)
Malik Story, Nevada, G, 6-5, Jr., Pasadena, Calif. (Indiana)
Hamidu Rahman, New Mexico State, C, 6-11, Sr., Somerset, N.J. (American Christian HS)
Brockeith Pane, Utah State, G, 6-1, Sr., Dallas, Texas (Midland JC)

Player of the Year: Deonte Burton, So., G, Nevada

Freshman of the Year: Raheem Appleby, G, Louisiana Tech

Don Haskins Coach of the Year: David Carter, Nevada

All-Defensive Team

Vander Joaquim, Hawai'i, C, 6-10, Jr., Luanda, Angola (College of Eastern Utah)
Landon Tatum, Idaho, G, 5-11, Sr., San Antonio, Texas (South Plains College)
Trevor Gaskins, Louisiana Tech, G, 6-2, Sr., Alpharetta, Ga. (Ole Miss)
Jerry Evans Jr, Nevada, G, 6-8, So., Lawndale, Calif. (Leuzinger HS)
Dario Hunt, Nevada, F, 6-8, Sr., Colorado Springs, Colo. (Charis Prep School)

All-Newcomer Team

Djim Bandoumel, Idaho, F, 6-7, Sr., Quebec City, Quebec, Canada (Monroe College)
Raheem Appleby, Louisiana Tech, G, 6-2, Fr., Jacksonville, Ark. (Jacksonville HS)
Daniel Mullings, New Mexico State, G, 6-2, Fr., Toronto, Ontario, Canada (Laurier)
James Kinney, San Jose State, G, 6-2, Jr., Champaign, Ill. (Eastern Utah College, Ohio U.)
Kyisean Reed, Utah State, F, 6-6, Jr., Palmdale, Calif. (Antelope Valley JC)

2011-12 NCAA STATISTICAL RANKINGS

Team (listed if ranked in the top 50)

WON-LOST PERCENTAGE

Nevada	14th (80.0)
New Mexico State.....	47th (72.2)

SCORING OFFENSE

New Mexico State.....	11th (78.1)
Hawai'i	44th (73.6)

SCORING MARGIN

New Mexico State.....	27th (9.8)
-----------------------	------------

FIELD-GOAL PERCENTAGE

Idaho	19th (47.7)
Utah State.....	24th (47.5)
New Mexico State.....	25th (47.4)

THREE-POINT FIELD GOAL PERCENTAGE

Idaho	16th (39.2)
-------------	-------------

FREE THROW PERCENTAGE

San Jose State	26th (74.6)
----------------------	-------------

REBOUND MARGIN

New Mexico State.....	3rd (8.5)
-----------------------	-----------

ASSISTS PER GAME

Hawai'i	40th (14.8)
Idaho	43rd (14.7)

ASSIST-TO-TURNOVER RATIO

San Jose State	29th (1.22)
----------------------	-------------

BLOCKED SHOTS PER GAME

Nevada	34th (4.8)
--------------	------------

TURNOVER MARGIN

Fresno State	13th (3.6)
--------------------	------------

Individual (listed if ranked in the top 50)

POINTS PER GAME

Wendell McKines, New Mexico State	29th (18.7)
Kevin Olekaibe, Fresno State	46th (17.8)

FIELD GOAL PERCENTAGE

Vander Joaquim, Hawai'i	22nd (56.0)
Olek Czyn, Nevada.....	34th (54.1)
Joston Thomas, Hawai'i	44th (52.7)

THREE-POINT FIELD GOALS PER GAME

Zane Johnson, Hawai'i.....	21st (2.83)
Kevin Olekaibe, Fresno State.....	23rd (2.79)
James Kinney, San Jose State.....	25th (2.77)
Malik Story, Nevada	37th (2.69)
Deremy Geiger, Idaho	47th (2.64)

THREE-POINT FIELD GOAL PERCENTAGE

Deremy Geiger, Idaho	10th (43.9)
Preston Medlin, Utah State	16th (42.8)
Malik Story, Nevada	24th (41.6)
James Kinney, San Jose State.....	38th (39.8)

FREE THROW PERCENTAGE

Jonathan Wills, Fresno State	47th (85.0)
------------------------------------	-------------

REBOUNDS PER GAME

Wendell McKines, New Mexico State	8th (10.7)
Dario Hunt, Nevada	25th (9.7)
Vander Joaquim, Hawai'i	30th (9.5)

ASSISTS PER GAME

Jeremiah Ostrowski, Hawai'i.....	6th (7.0)
Keith Shamburger, San Jose State.....	49th (5.2)

BLOCKED SHOTS PER GAME

Dario Hunt, Nevada	25th (2.37)
--------------------------	-------------

ASSIST TURNOVER RATIO

Jeremiah Ostrowski, Hawai'i.....	17th (2.57)
Steven Shepp, Fresno State	22nd (2.48)
Keith Shamburger, San Jose State.....	24th (2.46)

DOUBLE-DOUBLES

Wendell McKines, New Mexico State	5th (20)
Dario Hunt, Nevada	21st (15)

TRIPLE-DOUBLES

Daniel Mullings, New Mexico State	1st (1)
---	---------



DENVER PIONEERS

2011-12 (22-9, 11-5 Sun Belt, 2nd-West)

AT A GLANCE

Nickname:Pioneers
Enrollment: 11,797
Founded: 1864
Joined WAC: July 1, 2012
Colors:Crimson and Gold
Arena: Magness Arena (7,200)

President: Robert D. Coombe
Athletics Director: Peg Bradley-Doppes
Deputy AD (SWA): Pam Wettig
Media Relations Director:Erich Bacher

Men's Basketball SID:Jeff Howard
SID E-Mail: jeff.howard@du.edu
SID Phone Number:(303) 871-7893
Cell Number:(303) 513-1628
SID Fax Number:(303) 871-3890
Press Row Number:(303) 871-3922

2012-13 SCHEDULE

Date	Opponent	Time
Nov. 9	at Iona (ESPN3)	9:00 p.m.
Nov. 14	TEXAS A&M-CC	7:00 p.m.
Nov. 16	CALIFORNIA (ROOT)	6:00 p.m.
Nov. 21	COLORADO STATE (ROOT)	7:00 p.m.
Nov. 27	at Southern Mississippi	7:00 p.m.
Dec. 2	at Stanford (P12 Network)	2:00 p.m.
Dec. 5	MERCER UNIVERSITY	7:00 p.m.
Dec. 15	NEBRASKA-OMAHA	4:00 p.m.
Dec. 18	at Wyoming	TBD
Dec. 21	SOUTHERN UTAH	4:00 p.m.
Dec. 29	*at Louisiana Tech (ERT)	7:00 p.m.
Dec. 31	*at UT Arlington	2:00 p.m.
Jan. 3	*TEXAS STATE	7:00 p.m.
Jan. 6	*UTSA	2:00 p.m.
Jan. 10	*at Idaho	7:05 p.m.
Jan. 12	*at Seattle U (ROOT)	3:30 p.m.
Jan. 17	*SAN JOSE STATE	7:00 p.m.
Jan. 19	*UTAH STATE (ROOT)	4:30 p.m.
Jan. 23	*at NM State(ESPNU)	9:00 p.m.
Jan. 31	*at UTSA	7:00 p.m.
Feb. 2	*at Texas State	TBD
Feb.7	*SEATTLE U (ROOT)	7:00 p.m.
Feb. 9	*IDAHO (ROOT)	4:00 p.m.
Feb. 14	*at Utah State	7:05 p.m.
Feb. 16	*at San Jose State	7:00 p.m.
Feb. 22/23	%at TBA	TBD
Mar. 2	*NEW MEXICO STATE (ERT)	4:00 p.m.
Mar. 7	*UT ARLINGTON	7:00 p.m.
Mar.9	*LOUISIANA TECH (ROOT)	5:00 p.m.
March 12-16	WAC Tournament	Las Vegas, Nev.

* WAC Game
 % ESPN Sears BracketBusters
 CAPS-Home game
 All times local/subject to change

- Denver posted a school-record 22 Division-I victories in 2011-12, including a 4-3 record against the Ratings Percentage Index (RPI) Top 100 and finishing 14-2 at home in Magness Arena.
- The Pioneers return four starters from the 2011-12 season - senior Chase Hallam (7.5 ppg.), junior Chris Udofia (14.5 ppg.) and sophomores Royce O'Neill (9.9 ppg.) and Brett Olsen (7.6 ppg.).
- Denver was one of only two teams in the country along with the University of Missouri to be in the top-20 in the nation in the following offensive categories in 2011-12: Field Goal Percentage—eighth at 48.8 percent; Effective Field Goal Percentage—third at 57.3 percent; Three-Point Field Goal Percentage—eighth at 39.8 percent; Free Throw Percentage—14th at 76.2 percent; and Assists— 16th at 15.6 per game.
- DU led the Sun Belt in scoring defense, free-throw percentage, three-point percentage, assists, assist-turnover ratio and rebounding defense last year.
- Junior Chris Udofia led DU in scoring 10 times and finished second in the SBC with a team-best 15.6 points in league-play. He also finished 30th in the nation in blocks per game (2.3) and 39th in field-goal percentage (.534). He earned Sun Belt Conference Defensive Player of the Year along with All-SBC First Team and NABC All-District 24 honors.

FAST FACT

University of Denver fan support and overall attendance hit an all-time high with an average of 5,460 per game at Magness Arena last season, a two-year increase of 176 percent.

TOP PLAYER/COACH INFORMATION



Chris Udofia
F, 6-6, 194, Jr.

Chris Udofia started all 31 games for the Pioneers last season ... earned SBC Defensive Player of the Year ... named to the All-SBC First Team ... named to the NABC All-District 24 First Team ... won SBC

Player of the Week twice (Dec. 6, Feb. 6) ... College Sports Madness All-SBC First Team ... College Sports Madness SBC Player of the Week (Dec. 5) ... named All-SBC for Nov., Dec. and Jan. by CollegeHoopsNet.com ... currently in fourth place all-time in Denver history in single-season blocks (72) ... tied for fourth in the SBC in points per game (14.5) ... averaged a team-best 15.6 points in conference play.



Joe Scott
Head Coach

Alma Mater:
 Princeton, 1987
Overall Record:
 169-182 (.481), 13th year
School Record:
 80-74 (.519), 6th year

Associate Head Coach
 Mike McKee (Lehigh, 1994)

Assistants
 John Fitzgerald (Williams College, 2003)
 A.J. Kuhle (Air Force, 1985)

2012-13 ROSTER

No.	Name	Pos.	Ht.	Wt.	Year	Exp.	Hometown (Last School)
3	Jalen Love	G	6-2	165	Fr.		Wichita, Kan. (Wichita East HS)
14	Blake Foeman	F	6-7	205	RS-Jr.		Weston, Fla. (Cypress Bay HS)
20	Royce O'Neale	F	6-5	202	So.		Killeen, Texas (Harker Heights HS)
21	Bryant Rucker	G	6-0	180	Fr.		Frisco, Texas (Centennial HS)
22	Charles Webb	G	5-5	155	Jr.		Erie, Colo. (Erie HS)
23	Brett Olson	G	6-5	170	So.		Highlands Ranch, Colo. (Highlands Ranch HS)
24	Dom Samac	F	6-8	203	Fr.		Zagreb, Croatia (North Broward Prep)
25	Jake Logan	C	6-8	215	RS-Fr.		Norwalk, Iowa (Norwalk HS)
30	Cam Griffin	G	6-3	185	So.		San Antonio, Texas (Judson HS)
32	Chase Hallam	G	6-5	210	Sr.		Mesquite, Texas (Mesquite HS)
33	Nate Engesser	G	6-3	180	Fr.		Colorado Springs, Colo. (CS Christian)
34	Chris Udofia	F	6-6	194	Jr.		Irving, Texas (Jesuit Prep HS)
35	Marcus Byrd	F	6-7	187	RS-Fr.		Highlands Ranch, Colo. (Highlands Ranch HS)
44	Griffin McKenzie	F	6-9	240	Jr.		Cincinnati, Ohio (Xavier)

2011-12 DENVER STATS

All Games: 22-9

Home: 14-2

Road: 7-6

Neutral: 1-1

Player	G-GS	Min-Avg	FG-FGA	Pct	3P-3PA	Pct	FT-FTA	Pct	Off-Def	Rebs-Avg	PF-FD	Ast	TO	BS	St	Pts-Avg
Brian Stafford	31-31	1035-33.4	146-293	.498	75-164	.457	81-99	.818	14-41	55-1.8	65-2	65	40	5	35	448-14.5
Chris Udofia	31-31	928-29.9	165-309	.534	21-72	.292	97-134	.724	51-110	161-5.2	97-3	82	74	72	22	448-14.5
Royce O'Neale	31-5	837-27.0	98-191	.513	29-74	.392	83-96	.865	36-145	181-5.8	80-1	66	66	13	43	308-9.9
Brett Olson	31-31	1006-32.5	81-166	.488	54-117	.462	21-24	.875	8-59	67-2.2	67-1	62	52	7	26	237-7.6
Chase Hallam	28-28	851-30.4	78-184	.424	31-78	.397	23-40	.575	31-83	114-4.1	62-3	63	39	10	44	210-7.5
Rob Lewis	29-29	579-20.0	71-156	.455	8-37	.216	66-88	.750	20-74	94-3.2	81-0	50	44	12	19	216-7.4
Justin Coughlin	31-0	293-9.5	43-88	.489	19-46	.413	12-21	.571	5-19	24-0.8	37-0	25	14	14	8	117-3.8
Tyler Thalken	4-0	23-5.8	4-4	1.000	1-1	1.000	0-0	.000	1-0	1-0.3	2-0	0	0	0	1	9-2.3
Travis Hallam	29-0	411-14.2	24-60	.400	12-35	.343	5-5	1.000	2-22	24-0.8	30-0	49	18	1	18	65-2.2
Blake Foeman	30-0	254-8.5	15-33	.455	5-16	.313	10-15	.667	3-15	18-0.6	33-0	15	18	2	4	45-1.5
Cam Griffin	11-0	42-3.8	2-6	.333	0-0	.000	3-4	.750	2-3	5-0.5	9-0	6	1	1	3	7-0.6
Alex Pickert	11-0	16-1.5	1-3	.333	0-0	.000	0-0	.000	0-1	1-0.1	1-0	1	1	0	0	2-0.2
TEAM									24-51	75-2.5	0				8	
Total	31		728-1493	.488	255-640	.398	401-526	.762	197-623	820-26.5	564-10	484	375	137	223	2112-68.1
Opponents	31		649-1486	.437	139-383	.363	439-604	.727	302-641	943-30.4	505-0	264	453	95	154	1876-60.5

Sun Belt Games: 11-5

Home: 7-1

Road: 4-4

Player	G-GS	Min-Avg	FG-FGA	Pct	3P-3PA	Pct	FT-FTA	Pct	Off-Def	Rebs-Avg	PF-FD	Ast	TO	BS	St	Pts-Avg
Brian Stafford	16-16	547-34.2	71-146	.486	37-86	.430	43-56	.768	7-23	30-1.9	30-0	36	23	1	21	222-13.9
Chris Udofia	16-16	477-29.8	94-169	.556	13-39	.333	48-73	.658	31-61	92-5.8	50-2	40	33	36	11	249-15.6
Royce O'Neale	16-3	445-27.8	60-114	.526	16-43	.372	47-52	.904	20-84	104-6.5	40-1	36	29	9	29	183-11.4
Brett Olson	16-16	543-33.9	49-101	.485	31-72	.431	11-12	.917	5-29	34-2.1	37-0	44	23	4	18	140-8.8
Chase Hallam	15-15	457-30.5	40-93	.430	15-39	.385	12-23	.522	20-52	72-4.8	35-2	37	23	8	19	107-7.1
Rob Lewis	14-14	254-18.1	29-74	.392	3-17	.176	19-26	.731	11-32	43-3.1	36-0	19	22	9	9	80-5.7
Justin Coughlin	16-0	165-10.3	28-56	.500	13-31	.419	6-10	.600	4-13	17-1.1	23-0	13	7	8	6	75-4.7
Tyler Thalken	3-0	15-5.0	2-2	1.000	0-0	.000	0-0	.000	0-0	0-0.0	1-0	0	0	0	0	4-1.3
Travis Hallam	14-0	183-13.1	12-29	.414	5-18	.278	0-0	.000	2-4	6-0.4	9-0	20	8	0	9	29-2.1
Blake Foeman	15-0	130-8.7	3-15	.200	2-8	.250	5-8	.625	0-8	8-0.5	21-0	9	8	0	4	13-0.9
Cam Griffin	7-0	23-3.3	0-2	.000	0-0	.000	3-4	.750	0-3	3-0.4	7-0	3	0	0	1	3-0.4
Alex Pickert	8-0	11-1.4	1-1	1.000	0-0	.000	0-0	.000	0-0	0-0.0	1-0	1	1	0	0	2-0.3
TEAM									13-25	38-2.5	0				3	
Total	16		389-802	.485	135-353	.382	194-264	.735	113-334	447-27.9	290-5	258	180	75	127	1107-69.2
Opponents	16		328-764	.429	74-189	.392	230-327	.703	160-338	498-31.1	251-4	136	238	47	81	960-60.0

2011-12 RESULTS

Date	Opponent	Result
Nov. 11	PORTLAND STATE	W, 69-61
Nov. 14	at Texas A&M-Corpus Christi	W, 65-58
Nov. 17	SOUTHERN MISSISSIPPI	W, 59-52
Nov. 23	ST. MARY'S	W, 70-58
Nov. 26	at California	L, 59-80
Nov. 30	at Utah State	W, 67-54
Dec. 3	TEXAS SOUTHERN	W, 62-46
Dec. 7	IONA	L, 78-80 (OT)
Dec. 14	at Northern Colorado	W, 71-65
Dec. 17	BOISE STATE	W, 79-62
Dec. 19	WYOMING	W, 57-46
Dec. 22	THE CITADEL	W, 70-58
Dec. 29	*TROY	W, 79-62
Dec. 31	*UALR	L, 59-66
Jan. 5	*at Arkansas State	W, 53-50
Jan. 7	*at South Alabama	W, 67-50
Jan. 11	at Colorado State	L, 75-79
Jan. 15	*WESTERN KENTUCKY	W, 78-65
Jan. 19	*at Louisiana-Monroe	W, 63-48
Jan. 21	*at North Texas	L, 74-75 (OT)
Jan. 26	*ARKANSAS STATE	W, 66-52
Jan. 28	*at UALR	L, 57-64
Feb. 2	*at Louisiana-Lafayette	L, 71-72 (OT)
Feb. 4	*MIDDLE TENNESSEE	W, 75-60
Feb. 9	*at Florida Atlantic	L, 71-72
Feb. 11	*at Florida International	W, 77-63
Feb. 16	*LOUISIANA-LAFAYETTE	W, 77-52
Feb. 18	*LOUISIANA-MONROE	W, 76-57

Date	Opponent	Result
Feb. 26	*NORTH TEXAS	W, 64-52
March 4	!vs. South Alabama	W, 61-50
March 5	!vs. Western Kentucky	L, 63-67

*Sun Belt Game
! Sun Belt Tournament (Hot Springs, Ark.)
CAPS-Home Game

2011-12 REVIEW

Record: 22-9
Conference Record: 11-5
Conference Finish: 2nd-West
Postseason: Sun Belt Tournament

PERSONNEL CAPSULE

Returning Starters (4)	Pts.	Reb.	Ast.
Chris Udofia, Jr., F	14.5	5.2	2.6
Royce O'Neale, So., F	9.9	5.8	2.1
Brett Olson, So., G	7.6	2.2	2.0
Chase Hallam, Sr., G	7.5	4.1	2.3

Other Letterwinners (2)	Pts.	Reb.	Ast.
Blake Foeman, RJr., F	1.5	0.6	0.5
Cam Griffin, So., G	0.6	0.5	0.5
Charles Webb, Jr., G		DNP	

Starters Lost (1)	Pts.	Reb.	Ast.
Brian Stafford	14.5	1.8	2.1

Letterwinners Lost (4)	Pts.	Reb.	Ast.
Rob Lewis	7.4	3.2	1.7
Justin Coughlin	3.8	0.8	0.8
Tyler Thalken	2.3	0.3	0.0
Travis Hallam	2.2	0.6	1.7
Alex Pickert	0.2	0.1	0.1

Newcomers (6)
Marcus Byrd, RFr., F
Nate Engesser, Fr., G
Jake Logan RFr., C
Jalen Love, Fr., G
Griffin McKenzie, Jr., F
Bryant Rucker, Fr., G
Dom Samac, Fr., F



IDAHO VANDALS

2011-12 (19-14, 9-5 WAC, 3rd)

AT A GLANCE

Nickname: Vandals
Enrollment: 12,312
Founded: 1889
Joined WAC: July 1, 2005
Colors: Silver and Vandal Gold
Arena: Cowan Spectrum (5,000)

President: Dr. M. Duane Nellis
Athletics Director: Dr. Rob Spear
SWA: Debbie Buchanan
Assistant AD/Media Rel. Director: Becky Paull

Men's Basketball SID: Spencer Farrin
SID E-Mail: spencerf@uidaho.edu
SID Phone Number: (208) 885-7065
Cell Number: (208) 310-9610
SID Fax Number: (208) 885-0255
Press Row Number: (208) 885-0211

2012-13 SCHEDULE

Date	Opponent	Time
Oct. 27	#SEATTLE PACIFIC	7:05 p.m.
Nov. 2	#CENTRAL WASHINGTON	8:05 p.m.
Nov. 9	WRIGHT STATE	7:05 p.m.
Nov. 17	MONTANA	7:05 p.m.
Nov. 20	GREEN BAY	7:05 p.m.
Nov. 23	at New Mexico	8:30 p.m.
Nov. 28	at Washington St. (P12Net)	7:00 p.m.
Dec. 1	UC DAVIS	7:05 p.m.
Dec. 6	at Eastern Washington	6:00 p.m.
Dec. 8	at UTEP	7:00 p.m.
Dec. 15	WALLA WALLA	7:05 p.m.
Dec. 20	\$vs. Boise State	TBA
Dec. 29	*at Seattle U (ROOT)	5:00 p.m.
Jan. 3	*at San Jose State	7:00 p.m.
Jan. 5	*at Utah State	7:05 p.m.
Jan. 10	*DENVER	7:05 p.m.
Jan. 12	*NEW MEXICO STATE	7:05 p.m.
Jan. 17	*at Louisiana Tech (ERT)	7:00 p.m.
Jan. 19	*at UT Arlington	7:00 p.m.
Jan. 24	*TEXAS STATE	7:05 p.m.
Jan. 26	*UTSA	7:05 p.m.
Jan. 31	*UTAH STATE	7:05 p.m.
Feb. 2	*SAN JOSE STATE (ERT)	7:05 p.m.
Feb. 7	*at New Mexico State	7:00 p.m.
Feb. 9	*at Denver (ROOT)	4:00 p.m.
Feb. 14	*UT ARLINGTON	7:05 p.m.
Feb. 16	*LOUISIANA TECH	7:05 p.m.
Feb. 22/23	%at TBA	TBA
Feb. 28	*at UTSA	7:00 p.m.
March 2	*at Texas State	7:00 p.m.
March 9	*SEATTLE U	7:05 p.m.
March 12-16	WAC Tournament	Las Vegas, Nev.

Exhibition; % ESPN BracketBusters
 CAPS-Home; * WAC Game
 \$ Played at CenturyLink Arena (Boise, Idaho)
 All times local/subject to change

- In Idaho's first three seasons of WAC play, the Vandals posted a combined 7-41 record against the conference. In Don Verlin's four years as head coach since 2008-09, Idaho has won 33 WAC games and finished at least third in the conference three times.
- Idaho's back-to-back postseason bids to the CollegenInsider.com Postseason Tournament in 2011 and 2012 mark just the fourth time in school history that the team has qualified for postseason play in back-to-back seasons. This year, the Vandals will try to become the second Idaho group to make it to the postseason three years in a row (1981-83).
- Senior center Kyle Barone is the WAC's top returning rebounder. He was fifth last season with 8.0 boards per game.


- Junior guard Stephen Madison was the WAC's most improved scorer last season. After averaging 3.7 points per game in 2010-11 as a freshman, Madison bumped his scoring to 12.1 ppg last season.

FAST FACT

Senior center Kyle Barone enters his final season at Idaho on pace to become one of the best all-around big men in school history. He is Idaho's active career leader in points (917), rebounds (578), assists (93) and blocks (86) and can become the first Vandal man to reach 1000/750/100/100 in those categories, respectively.

- Idaho is the only school to beat a Pac-12 opponent in each of the last two seasons. The Vandals are 2-2 against the conference since 2010-11.
- Idaho held its opponents below their season scoring averages 24 times last season and held a 16-8 record in those games.

TOP PLAYER/COACH INFORMATION



Kyle Barone
C, 6-10, 220, Sr.

Barone enters his final season at Idaho as the top Vandal returner and the WAC's top returning post player ... a 2012 Second-Team All-WAC honoree and 2011 All-WAC Honorable Mention pick ... two-time WAC Player of the Week ... the WAC's active returning leader in points (917), rebounds (578), blocks (86) and double-doubles (10) ... on pace to become the first Vandal with 1,000 points, 750 rebounds, 100 assists and 100 blocks ... enters the season with 96 career games played and needs 26 more appearances to break Idaho's career record ... needs 83 points to become the 13th member of Idaho's 1,000-point club.



Don Verlin
Head Coach

Alma Mater:
 CS Stanislaus, 1991
Overall Record:
 69-60 (.535), 5th year
School Record:
 Same

Assistant Coaches

Tim Murphy (Colorado State, 1983)
 Mike Freeman (Iowa, 2006)
 Chris Helbling (Gonzaga, 2008)

2012-13 ROSTER

No.	Name	Pos.	Ht.	Wt.	Year	Exp.	Hometown (Last School)
0	Robert Harris	G	5-11	185	Jr.	TR	Kent, Wash. (Eastern Arizona)
3	Mansa Habeeb	G	6-3	220	Sr.	1L	Buffalo, N.Y. (Southeastern CC)
5	Connor Hill	G	6-2	190	So.	1L	Post Falls, Idaho (Post Falls HS)
10	Denzel Douglas	G	5-11	180	Jr.	TR	Los Angeles, Calif. (Casper College)
12	Mike McChristian	G	6-2	200	Sr.	1L	Vacaville, Calif. (Yuba College)
20	Matt Borton	G	6-5	190	So.	1L	Yakima, Wash. (West Valley HS)
21	Antwan Scott	G	6-1	170	Jr.	TR	Wylie, Texas (Ranger College)
24	Marcus Bell	F	6-8	230	Jr.	TR	Modesto, Calif. (Marshalltown CC)
33	Kyle Barone	C	6-10	220	Sr.	3L	Garden Grove, Calif. (Pacifica HS)
34	Stephen Madison	G	6-5	210	Jr.	2L	Portland, Ore. (Jefferson HS)
41	Ty Egbert	F	6-8	200	Fr.	HS	Coulee Dam, Wash. (Lake Roosevelt HS)
42	Joe Kammerer	C	6-9	240	Jr.	2L	Eugene, Ore. (North Eugene HS)
45	Wendell Faines	F	6-8	245	Sr.	1L	Lincoln, Neb. (Saddleback JC)

2011-12 IDAHO STATS

All Games: 19-14

Home: 11-4

Road: 7-8

Neutral: 1-2

Player	G-GS	Min-Avg	FG-FGA	Pct	3P-3PA	Pct	FT-FTA	Pct	Off-Def	Rebs-Avg	PF-FD	Ast	TO	BS	St	Pts-Avg
Deremy Geiger	33-33	1046-31.7	131-283	.463	87-198	.439	77-100	.770	7-67	74-2.2	50-0	77	43	0	26	426-12.9
Kyle Barone	33-33	1082-32.8	159-290	.548	0-2	.000	108-169	.639	69-195	264-8.0	88-0	48	87	50	17	426-12.9
Stephen Madison	33-33	948-28.7	143-311	.460	47-124	.379	66-89	.742	54-126	180-5.5	84-2	70	61	13	20	399-12.1
Djim Bandoumel	32-27	810-25.3	107-204	.525	0-0	.000	56-89	.629	49-116	165-5.2	67-1	36	39	47	5	270-8.4
Landon Tatum	33-33	1015-30.8	73-174	.420	17-41	.415	81-117	.692	15-63	78-2.4	53-1	155	79	0	29	244-7.4
Connor Hill	30-0	376-12.5	57-143	.399	47-122	.385	8-10	.800	3-33	36-1.2	34-0	14	16	0	3	169-5.6
Dazmond Starke	12-0	149-12.4	22-53	.415	0-0	.000	10-16	.625	19-23	42-3.5	21-0	5	16	2	5	54-4.5
Mansa Habeeb	29-0	318-11.0	34-64	.531	2-15	.133	35-58	.603	5-23	28-1.0	40-0	24	34	4	18	105-3.6
Matt Borton	27-0	309-11.4	26-66	.394	13-41	.317	11-22	.500	15-48	63-2.3	46-2	23	17	5	7	76-2.8
Mike McChristian	28-0	283-10.1	30-50	.600	2-6	.333	7-11	.636	25-33	58-2.1	25-0	25	15	1	21	69-2.5
Wendell Faines	23-4	161-7.0	14-29	.483	0-0	.000	8-14	.571	15-19	34-1.5	41-0	3	16	11	1	36-1.6
Joe Kammerer	21-2	143-6.8	11-25	.440	0-0	.000	0-0	.000	7-8	15-0.7	16-0	1	3	2	2	22-1.0
Sheridan Shayne	6-0	10-1.7	0-0	.000	0-0	.000	2-2	1.000	0-2	2-0.3	1-0	5	2	0	1	2-0.3
TEAM									45-48	93-2.8	0					
Total	33		807-1692	.477	215-549	.392	469-697	.673	328-804	1132-34.3	566-6	486	441	135	155	2298-69.6
Opponents	33		807-1880	.429	223-639	.349	403-594	.678	379-680	1059-32.1	599-13	415	357	95	188	2240-67.9

WAC Games: 9-5

Home: 5-2

Road: 4-3

Player	G-GS	Min-Avg	FG-FGA	Pct	3P-3PA	Pct	FT-FTA	Pct	Off-Def	Rebs-Avg	PF-FD	Ast	TO	BS	St	Pts-Avg
Deremy Geiger	14-14	462-33.0	58-127	.457	36-86	.419	29-39	.744	3-24	27-1.9	20-0	32	22	0	10	181-12.9
Kyle Barone	14-14	436-31.1	63-125	.504	0-1	.000	36-54	.667	32-79	111-7.9	41-0	28	33	17	8	162-11.6
Stephen Madison	14-14	407-29.1	56-136	.412	19-53	.358	21-26	.808	18-49	67-4.8	36-2	25	20	5	10	152-10.9
Djim Bandoumel	14-13	381-27.2	56-99	.566	0-0	.000	30-41	.732	24-58	82-5.9	37-1	18	24	21	1	142-10.1
Connor Hill	14-0	188-13.4	32-74	.432	26-63	.413	4-4	1.000	0-12	12-0.9	19-0	3	10	0	1	94-6.7
Landon Tatum	14-14	454-32.4	27-74	.365	9-25	.360	31-46	.674	6-29	35-2.5	24-1	60	41	0	12	94-6.7
Mansa Habeeb	14-0	158-11.3	12-24	.500	0-7	.000	20-31	.645	4-12	16-1.1	20-0	13	16	1	8	44-3.1
Mike McChristian	12-0	114-9.5	15-22	.682	1-2	.500	4-6	.667	10-12	22-1.8	9-0	13	5	0	7	35-2.9
Wendell Faines	9-0	63-7.0	5-10	.500	0-0	.000	3-4	.750	4-8	12-1.3	17-0	0	3	2	1	13-1.4
Matt Borton	10-0	83-8.3	3-15	.200	1-10	.100	4-4	1.000	5-12	17-1.7	17-0	7	3	0	4	11-1.1
Sheridan Shayne	2-0	4-2.0	0-0	.000	0-0	.000	2-2	1.000	0-0	0-0.0	0-0	3	1	0	1	2-1.0
Joe Kammerer	11-1	75-6.8	4-11	.364	0-0	.000	0-0	.000	4-4	8-0.7	10-0	0	2	0	2	8-0.7
TEAM									18-19	37-2.6	0					
Total	14		331-717	.462	92-247	.372	184-257	.716	128-318	446-31.9	250-4	202	184	46	65	938-67.0
Opponents	14		340-745	.456	86-244	.352	179-266	.673	137-299	436-31.1	237-5	169	159	41	85	945-67.5

2011-12 RESULTS

Date	Opponent	Result
Nov. 12	at Long Beach State	L, 61-69
Nov. 14	CONCORDIA	W, 77-61
Nov. 17	at Montana	L, 52-57
Nov. 23	^vs. Lewis-Clark State	W, 80-75
Nov. 26	MONTANA STATE	W, 76-67
Nov. 30	EASTERN WASHINGTON	L, 66-73
Dec. 3	at UC Davis	W, 94-74
Dec. 7	WASHINGTON STATE	L, 64-66
Dec. 9	at Oregon State (Root Sports)	W, 74-60
Dec. 11	at Seattle U	W, 73-62
Dec. 17	CS BAKERSFIELD	W, 72-44
Dec. 20	at Wright State	L, 78-80 (OT)
Dec. 22	at UW Green Bay	L, 61-63
Dec. 31	^vs. Boise State	L, 73-76
Jan. 5	*NEVADA	L, 55-73
Jan. 7	*FRESNO STATE (WSN)	W, 63-59
Jan. 12	*at Louisiana Tech (ERT)	W, 90-88 (OT)
Jan. 14	*at New Mexico State	L, 68-80
Jan. 21	*UTAH STATE	W, 57-54
Jan. 26	*SAN JOSE STATE	W, 74-66
Jan. 28	*HAWAII (ERT)	L, 70-76
Feb. 2	*at Fresno State	L, 55-65
Feb. 4	*at Nevada	W, 72-68
Feb. 7	SEATTLE U	W, 70-69
Feb. 9	*NEW MEXICO STATE	W, 59-58
Feb. 11	*LOUISIANA TECH	W, 73-64
Feb. 18	%PORTLAND STATE	W, 77-68
Feb. 24	*at Utah State	L, 50-67

Date	Opponent	Result
March 1	*at Hawai'i	W, 82-63
March 3	*at San Jose State	W, 70-64
March 8	^vs. No. 6 Hawai'i	L, 70-72
March 14	!vs. UC Santa Barbara	W, 86-83
March 17	!at Utah State	L, 56-76

% ESPN Sears BracketBusters
 \$ Game to be played at Idaho Center (Nampa)
 ^ Game played at Century Link Arena (Boise)
 CAPS-Home
 WSN-WAC Sports Network
 * WAC Game
 \$ WAC Tournament (Las Vegas, Nev.)
 ! Collegelnsider.com Tournament

2011-12 REVIEW

Record: 19-14
Conference Record: 9-5
Conference Finish: 3rd
Postseason: Collegelnsider.com

PERSONNEL CAPSULE

Returning Starters (2)	Pts.	Reb.	Ast.
Kyle Barone, Sr., C	12.9	8.0	1.5
Stephen Madison, Jr., G	12.1	5.5	2.1

Other Letterwinners (6)	Pts.	Reb.	Ast.
Connor Hill, So., G	5.6	1.2	0.5
Mansa Habeeb, Sr., G	3.6	1.0	0.8
Matt Borton, So., G	2.8	2.3	0.9
Mike McChristian, Sr., G	2.5	2.1	0.9
Wendell Faines, Sr. F	1.6	1.5	0.5
Joe Kammerer, Jr., C	1.0	0.7	0.1

Starters Lost (3)	Pts.	Reb.	Ast.
Deremy Geiger, G	12.9	2.2	2.3
Djim Bandoumel, F	8.4	5.2	1.5
Landon Tatum, G	7.4	2.4	4.7

Other Letterwinners Lost (1)	Pts.	Reb.	Ast.
Sheridan Shayne, G	0.3	0.3	0.8

Newcomers (5)
 Robert Harris, Jr., G
 Denzel Douglas, Jr., G
 Antwan Scott, Jr., G
 Marcus Bell, Jr., F
 Ty Egbert, Fr., F



LOUISIANA TECH BULLDOGS

2011-12 (18-16, 6-8 WAC, T-5th)

AT A GLANCE

Nickname: Bulldogs
Enrollment: 11,581
Founded: 1894
Joined WAC: July 1, 2001
Colors: Red and Blue
Arena: Thomas Assembly Center (8,000)

President: Dr. Daniel Reneau
Athletics Director: Bruce Van De Velde
Deputy Director (SWA): Mary Kay Hungate
Associate AD/Media Rel.: Malcolm Butler

Men's Basketball SID: Kane McGuire
SID E-Mail: kmcguire@latech.edu
SID Phone Number: (318) 257-5071
Cell Number: (318) 548-2161
SID Fax Number: (318) 257-3757
Press Row Number: (318) 257-3144

2012-13 SCHEDULE

Date	Opponent	Time
Oct. 25	#ARKANSAS-MONTICELLO	7:00 p.m.
Nov. 2	#SOUTHERN ARKANSAS	7:00 p.m.
Nov. 9	at Texas A&M	7:00 p.m.
Nov. 14	UALR	7:00 p.m.
Nov. 18	vs. Troy#	TBA
Nov. 19	vs. SE Missouri State#	TBA
Nov. 20	at UT-Chattanooga#	TBA
Nov. 24	UL-MONROE	7:00 p.m.
Nov. 28	SE LOUISIANA	7:00 p.m.
Nov. 3	at Georgia State	7:00 p.m.
Dec. 4	at Northwestern State	7:30 p.m.
Dec. 8	SOUTHERN MISS	7:00 p.m.
Dec. 12	at McNeese State	TBA
Dec. 17	at UALR	TBA
Dec. 29	*DENVER	7:00 p.m.
Dec. 31	*NEW MEXICO STATE	7:00 p.m.
Jan. 5	*at UT Arlington	7:00 p.m.
Jan. 10	*at Texas State	TBA
Jan. 12	*at UTSA	6:00 p.m.
Jan. 17	*IDAHO	7:00 p.m.
Jan. 19	*SEATTLE U	7:00 p.m.
Jan. 24	*at San Jose State	7:00 p.m.
Jan. 26	*at Utah State	7:05 p.m.
Feb. 2	*UT ARLINGTON	7:00 p.m.
Feb. 7	*UTSA	7:00 p.m.
Feb. 9	*TEXAS STATE	7:00 p.m.
Feb. 14	*at Seattle U	7:00 p.m.
Feb. 16	*at Idaho	7:05 p.m.
Feb. 20	CENTRAL BAPTIST	7:00 p.m.
Feb. 28	*UTAH STATE	7:00 p.m.
March 2	*SAN JOSE STATE	7:00 p.m.
March 7	*at New Mexico State	7:00 p.m.
March 9	*at Denver	5:00 p.m.
March 12-16	WAC Tournament Las Vegas, Nev.	
# Exhibition game;		
^ CBE Hall of Fame Classic (Chattanooga, Tenn.)		
* WAC game; CAPS - Home game		
All times local/subject to change		

- Michael White enters his second year as the Bulldogs head coach after registering a 18-16 record in his first year.
- The Bulldogs used 19 different starting lineups last season, the most in the nation. Eleven different Bulldogs made at least one start.
- The Bulldogs return three starters and six other letter-winners from a year ago, with only two seniors in J.L. Lewis and Brandon Gibson.
- The Bulldogs advanced to their first-ever WAC Tournament final last year after a semifinal win over Nevada 78-73.
- The Bulldogs attempted 777 three-point field goals last season, a new program record. The previous record was 598 set in the 2009-10 season. They made 258 of those three-pointers which was also a school record.
- Point guard Kenneth Smith broke the program steals record for a freshman with 42.
- Forward Michale Kyser broke the program blocks record for a freshman with 60.

FAST FACT

Raheem Appleby was tabbed as the WAC Freshman of the Year, and was also named to the second team all-WAC and all-Newcomer team.

TOP PLAYER/COACH INFORMATION



Raheem Appleby G, 6-2, 160, So.

Starting shooting guard Raheem Appleby returns for his sophomore year after leading the Bulldogs to their first ever WAC Tournament final ... was named WAC Freshman of the Year as well as being named to

the second team all-WAC and the all-Newcomer WAC team last season ... his 446 points, a scoring average of 13.9 per game, was the fifth most by a freshman in program history ... scored a career-high of 30 points in a loss at New Mexico State last year ... his 15.0 scoring average in the WAC Tournament led to his being named to the WAC all-tournament team.



Michael White Head Coach

Alma Mater:
Ole Miss., 2000
Overall Record:
18-16, 2nd year
School Record:
Same

Assistant Coaches

Isaac Brown (UL-Monroe, 1995)
 Dusty May (Indiana, 2000)
 Derrick Jones (Samford, 2001)

2012-13 ROSTER

No.	Name	Pos.	Ht.	Wt.	Year	Exp.	Hometown (Last School)
0	Alex Hamilton	G	6-4	190	Fr.	HS	ChIPLEY, Fla. (ChIPLEY HS)
1	Michael Kyser	F	6-9	210	So.	1L	Lancaster, Texas (Christian Life Center)
2	Brandon Gibson	G	6-5	225	R-Sr.	3L	Marianna, Fla. (Marianna HS)
3	Raheem Appleby	G	6-2	160	So.	1L	Jacksonville, Ark. (Jacksonville HS)
4	Kenneth Smith	G	6-3	185	So.	1L	St. Petersburg, Fla. (Boca Ciega HS)
5	Chris Anderson	F	6-6	210	Jr.	TR	Muskegon, Mich. (Weatherford College)
10	Isaiah Massey	F	6-8	220	R-So.	1L	McDonough, Ga. (Ole Miss)
11	Stojan Gjurroski	F	6-7	195	R-So.	1L	Gostivar, Macedonia (Life Center Acad.)
15	Cordarius Johnson	G	6-5	215	Jr.	2L	Coushatta, La. (Red River HS)
21	Kenyon McNeal	G	6-1	185	Jr.	2L	Conway, Ark. (Conway HS)
23	Jaron Johnson	G	6-6	205	Jr.	TR	Tyler, Texas (Tyler JC)
25	J.L. Lewis	F/C	6-8	240	Sr.	2L	Gonzales, La. (UNO)
40	Gilbert Talbot	F/C	6-10	240	Fr.	HS	Houma, La. (Ellender HS)

2011-12 LOUISIANA TECH STATS

All Games: 18-16

Home: 11-4

Road: 4-10

Neutral: 3-2

Player	G-GS	Min-Avg	FG-FGA	Pct	3P-3PA	Pct	FT-FTA	Pct	Off-Def	Rebs-Avg	PF-FD	Ast	TO	BS	St	Pts-Avg
Raheem Appleby	32-22	892-27.9	173-368	.470	40-100	.400	60-84	.714	31-47	78-2.4	46-2	37	44	2	35	446-13.9
Trevor Gaskins	33-22	996-30.2	133-309	.430	57-148	.385	69-91	.758	32-92	124-3.8	84-1	71	66	0	36	392-11.9
Cordarius Johnson	34-20	774-22.8	117-288	.406	58-168	.345	35-57	.614	28-101	129-3.8	54-2	33	53	6	18	327-9.6
Brandon Gibson	34-24	720-21.2	88-253	.348	30-122	.246	56-92	.609	43-113	156-4.6	103-4	39	43	15	27	262-7.7
Romario Souza	34-23	574-16.9	94-157	.599	0-0	.000	62-91	.681	48-58	106-3.1	84-2	16	33	12	10	250-7.4
Kenyon McNeail	34-25	740-21.8	77-204	.377	41-120	.342	37-60	.617	12-60	72-2.1	54-0	74	55	3	33	232-6.8
Isaiah Massey	5-2	64-12.8	8-18	.444	0-1	.000	7-10	.700	6-6	12-2.4	12-0	2	6	4	1	23-4.6
Michale Kyser	33-2	445-13.5	50-108	.463	0-1	.000	23-46	.500	35-52	87-2.6	60-1	8	13	60	13	123-3.7
Kenneth Smith	34-13	878-25.8	38-118	.322	15-50	.300	31-48	.646	37-85	122-3.6	73-0	142	82	5	42	122-3.6
JL Lewis	33-16	529-16.0	47-97	.485	3-6	.500	18-34	.529	42-67	109-3.3	74-1	10	22	15	6	115-3.5
Lonnie Smith	16-1	150-9.4	16-54	.296	10-35	.286	4-7	.571	10-20	30-1.9	17-1	6	10	0	5	46-2.9
Alex Carr	16-0	101-6.3	5-26	.192	4-20	.200	0-0	.000	3-5	8-0.5	13-0	1	2	3	3	14-0.9
Robby Price	4-0	5-1.3	1-2	.500	0-0	.000	0-0	.000	0-0	0-0.0	2-0	0	0	0	0	2-0.5
Stojan Gjuroski	8-0	32-4.0	2-10	.200	0-6	.000	0-0	.000	3-4	7-0.9	1-0	2	5	0	1	4-0.5
TEAM									66-67	133-3.9	0			8		
Total	34		849-2012	.422	258-777	.332	402-620	.648	396-777	1173-34.5	677-14	441	442	125	230	2358-69.4
Opponents	34		828-1864	.444	171-525	.326	528-780	.677	393-868	1261-37.1	591-17	400	512	110	192	2355-69.3

WAC Games: 6-8

Home: 3-4

Road: 3-4

Player	G-GS	Min-Avg	FG-FGA	Pct	3P-3PA	Pct	FT-FTA	Pct	Off-Def	Rebs-Avg	PF-FD	Ast	TO	BS	St	Pts-Avg
Raheem Appleby	14-12	460-32.9	80-183	.437	17-50	.340	35-47	.745	16-25	41-2.9	21-0	20	22	1	20	212-15.1
Trevor Gaskins	13-7	383-29.5	49-112	.438	27-64	.422	26-35	.743	12-29	41-3.2	34-0	31	22	0	11	151-11.6
Brandon Gibson	14-14	349-24.9	46-126	.365	15-56	.268	43-67	.642	23-63	86-6.1	51-1	22	18	9	10	150-10.7
Cordarius Johnson	14-8	309-22.1	50-120	.417	24-69	.348	17-25	.680	7-45	52-3.7	22-0	13	18	1	9	141-10.1
Kenyon McNeail	14-10	354-25.3	39-97	.402	20-58	.345	21-32	.656	4-20	24-1.7	22-0	34	25	1	11	119-8.5
Romario Souza	14-7	215-15.4	41-62	.661	0-0	.000	23-36	.639	16-22	38-2.7	34-1	5	13	4	7	105-7.5
Michale Kyser	13-2	167-12.8	18-30	.600	0-0	.000	5-11	.455	10-22	32-2.5	25-0	4	5	15	5	41-3.2
Kenneth Smith	14-5	348-24.9	13-40	.325	10-24	.417	5-8	.625	7-27	34-2.4	25-0	54	26	2	17	41-2.9
JL Lewis	13-5	199-15.3	12-31	.387	1-2	.500	7-13	.538	16-28	44-3.4	28-0	4	7	4	1	32-2.5
Robby Price	1-0	1-1.0	1-1	1.000	0-0	.000	0-0	.000	0-0	0-0.0	0-0	0	0	0	0	2-2.0
Lonnie Smith	4-0	22-5.5	0-8	.000	0-6	.000	1-3	.333	4-4	8-2.0	4-0	0	3	0	1	1-0.3
Alex Carr	1-0	3-3.0	0-1	.000	0-1	.000	0-0	.000	0-0	0-0.0	3-0	0	0	0	0	0-0.0
Stojan Gjuroski	3-0	15-5.0	0-2	.000	0-1	.000	0-0	.000	1-1	2-0.7	0-0	2	2	0	0	0-0.0
TEAM									28-18	46-3.3	0			3		
Total	14		349-813	.429	114-331	.344	183-277	.661	144-304	448-32.0	269-2	189	164	37	92	995-71.1
Opponents	14		359-756	.475	68-204	.333	214-309	.693	148-360	508-36.3	256-11	182	217	49	73	1000-71.4

2011-12 RESULTS

Date	Opponent	Result
Nov. 13	MISSISSIPPI COLLEGE	W, 92-70
Nov. 19	at UT-Arlington	L, 61-68
Nov. 25	^vs. Maryland East. Shore	W, 73-54
Nov. 26	^vs. Portland State	L, 48-66
Nov. 27	^at Wyoming	L, 58-73
Nov. 30	at SE Louisiana	L, 69-72 (OT)
Dec. 3	at Louisiana Monroe	W, 73-71
Dec. 6	NORTHWESTERN ST.	W, 94-93 (2OT)
Dec. 10	at Southern Mississippi	L, 62-78
Dec. 14	MCNEESE STATE	W, 60-58
Dec. 17	UALR	W, 71-68
Dec. 20	NORTHEASTERN	W, 56-53
Dec. 22	at Arkansas	L, 63-77
Dec. 29	SPRING HILL	W, 69-41
Dec. 31	at SMU	L, 65-73
Jan. 7	*NEW MEXICO STATE	L, 73-83
Jan. 12	*IDAHO (ERT)	L, 88-90 (OT)
Jan. 14	*UTAH STATE	L, 65-69
Jan. 19	*at Hawai'i	W, 74-70
Jan. 21	*at San Jose State	W, 71-67
Jan. 26	*FRESNO STATE (WSN)	W, 59-58
Jan. 28	*NEVADA	L, 63-65
Feb. 4	*at New Mexico State	L, 72-83
Feb. 9	*at Utah State (ERT)	L, 63-77
Feb. 11	*at Idaho	L, 64-73
Feb. 16	NORTH DAKOTA	W, 58-53
Feb. 18	%CENTRAL ARKANSAS	W, 84-62
Feb. 23	*SAN JOSE STATE	W, 75-49

Date	Opponent	Result
Feb. 25	*HAWAII (ERT)	W, 84-67
March 1	*at Fresno State (WSN)	W, 75-70
March 3	*at Nevada	L, 69-79
March 8	^vs. No. 4 Utah State	W, 72-70
March 9	^vs. No. 1 Nevada	W, 78-73
March 10	^vs. No. 2 New Mexico St.	L, 57-85

^ Jim Thorpe Classic (Laramie, Wyoming)
 % ESPN Sears Bracketbuster game
 WSN-WAC Sports Network
 * WAC game
 CAPS - Home game
 \$ WAC Tournament (Las Vegas, Nev.)

2011-12 REVIEW

Record: 18-16
Conference Record: 6-8
Conference Finish: T-5th
Postseason: None

PERSONNEL CAPSULE

Returning Starters (3)	Pts.	Reb.	Ast.
Brandon Gibson, Sr., G	7.7	4.6	1.1
Raheem Appleby, So., G	13.9	2.4	1.2
Kenneth Smith, So., G	3.6	3.6	4.2

Other Letterwinners (6)	Pts.	Reb.	Ast.
Cordarius Johnson, Jr., G	9.6	3.8	1.0
J.L. Lewis, Sr., F/C	3.5	3.3	0.3
Kenyon McNeail, Jr., G	6.8	2.1	2.2
Michale Kyser, So., F	3.7	2.6	0.2
Stojan Gjuroski, So., F	0.5	0.9	0.3
Isaiah Massey, So., F	4.6	2.4	0.4

Starters Lost (2)	Pts.	Reb.	Ast.
Romario Souza, F/C	7.4	3.1	0.5
Trevor Gaskins, G	11.9	3.8	2.2

Other Letterwinners Lost (3)	Pts.	Reb.	Ast.
Robby Price, G	0.5	--	--
Alex Carr, G	0.9	0.5	0.1
Lonnie Smith, G	2.9	1.9	0.4

Newcomers (4)
 Gilbert Talbot, Fr., F/C
 Chris Anderson, Jr., F
 Jaron Johnson, Jr., G
 Alex Hamilton, Fr., G



NEW MEXICO STATE AGGIES

2011-12 (26-10, 10-4 WAC, 2nd)

AT A GLANCE

Nickname: Aggies
Enrollment: 16,428
Founded: 1888
Joined WAC: July 1, 2005
Colors: Crimson and White
Arena: Pan American Center (8,994)

President: Dr. Barbara Couture
Athletics Director: Dr. McKinley Boston
Associate AD (SWA): Maria Roth
Assistant AD/Media Relations: ... Tyler Dunkel

Men's Basketball SID: Tiffany Franklin
SID E-Mail: tfrank@nmsu.edu
SID Phone Number: (575) 646-3929
Cell Number: (575) 642-2168
SID Fax Number: (575) 646-2099
Press Row Number: (575) 646-3400

2012-13 SCHEDULE

Date	Opponent	Time
Nov. 5	#WESTERN NEW MEXICO	7:00 p.m.
Nov. 11	^at Oregon State (ESPNU)	7:30 p.m.
Nov. 15	SE LOUISIANA	8:00 p.m.
Nov. 17	^vs. Bucknell	TBA
Nov. 18	^at Niagara	TBA
Nov. 21	NORTHERN NEW MEXICO	7:00 p.m.
Nov. 23	%LOUISIANA	7:30 p.m.
Nov. 28	at UTEP	TBA
Dec. 1	SO. MISSISSIPPI (AV)	7:00 p.m.
Dec. 4	at South Alabama	TBA
Dec. 15	at New Mexico	TBA
Dec. 19	NEW MEXICO (AV)	7:00 p.m.
Dec. 22	MISSOURI STATE (AV)	7:00 p.m.
Dec. 29	*at UT Arlington	7:00 p.m.
Dec. 31	*at Louisiana Tech	7:00 p.m.
Jan. 3	*UTSA (AV)	7:00 p.m.
Jan. 5	*TEXAS STATE (AV)	7:00 p.m.
Jan. 10	*at Seattle U (ROOT)	7:00 p.m.
Jan. 12	*at Idaho	7:00 p.m.
Jan. 17	*UTAH STATE (AV)	7:00 p.m.
Jan. 19	*SAN JOSE STATE (AV)	7:00 p.m.
Jan. 23	*DENVER (ESPNU)	9:00 p.m.
Jan. 31	*at Texas State	TBA
Feb. 2	*at UTSA	6:00 p.m.
Feb. 7	*IDAHO (AV)	7:00 p.m.
Feb. 9	*SEATTLE U (AV)	7:00 p.m.
Feb. 14	*at San Jose State	7:00 p.m.
Feb. 16	*at Utah State (ESPNU)	9:00 p.m.
Feb. 23	UTEP (AV)	7:00 p.m.
March 2	*at Denver (ERT)	4:00 p.m.
March 7	*LOUISIANA TECH (AV)	7:00 p.m.
March 9	*UT ARLINGTON (AV)	7:00 p.m.
March 12-16	WAC Tournament Las Vegas, Nev.	
#Exhibition; *WAC Game;		
^2K Sports Classic benefiting Wounded Warrior Project; % in honor of Kelsey Crooks: CAPS		
Home; AV-AggieVision; ERT-ESPN Regional TV;		
All times local/subject to change		

- New Mexico State was only one win away from tying the school record for wins in a season and most wins since the 1992-93 season (26) last year.
- NMSU had three 1,000-career point scorers in the same season for the first time last year (Wendell McKines, Hernst Laroche and Hamidu Rahman).
- Nationally, NMSU was ranked No. 3 in rebounding margin, No. 11 in scoring offense, No. 25 in field goal percentage and No. 27 in scoring margin. Individually, Daniel Mullings was one of only 13 players nationally with a triple-double last season and Wendell McKines ranked fifth in double-doubles, eighth in rebounds per game and No. 29 in points per game.
- Coach Menzies has recorded 102 career wins, which ranks fifth at NM State, and recorded the third 20-win season in his tenure.
- Daniel Mullings recorded the third triple-double in school history and first since 1990 against Hawai'i.
- NMSU scored the most points in a game (115) since the 1996-97 season in a 115-73 rout of Hawai'i.

FAST FACT

New Mexico State won the 2012 WAC Tournament, its third title in school history and second title in three years, earning the 19th NCAA Tournament berth in school history.

TOP PLAYER/COACH INFORMATION



Daniel Mullings G, 6-2, 170, So.

Daniel Mullings made an immediate impact for the Aggies in his freshman campaign ... played in all 36 games and started in 26 contests ... averaged 9.3 points and 4.1 rebounds per game and was

named to the 2012 WAC All-Newcomer team for his efforts ... became just the third player in Aggie history to record a triple-double, when he had 28 points, 12 rebounds and 10 assists, all career-high marks, along with five steals on 11-of-15 shooting in the 115-73 rout of Hawai'i (Feb. 23) ... earned WAC Player of the Week (Feb. 27) after he was just the 13th player in conference history to post a triple-double.



Marvin Menzies Head Coach

Alma Mater:
UCLA, 1987
Overall Record:
102-68 (.600), 6th year
School Record:
Same

Associate Head Coach
Paul Weir (York, 2004)

Assistant Coaches
Keith Brown (Pacific, 1978)
Tony Delk (Kentucky, 1996)

2012-13 ROSTER

No.	Name	Pos.	Ht.	Wt.	Year	Exp.	Hometown (Last School)
2	Sim Bhullar	C	7-5	360	Fr.	HS	Toronto, Ontario (Huntington Prep)
3	Remi Barry	F	6-7	210	So.	1L	Paris, France (Del Oro HS)
5	Kevin Aronis	G	6-3	185	Jr.	TR	Sebastopol, Calif. (Santa Rosa JC)
10	Bandja Sy	F	6-8	214	Sr.	3L	Cergy, France (Stoneridge Prep)
11	Eric Weary	G	6-5	210	RS-Fr.	RS	New Orleans, La. (Warren Easton HS)
12	K.C. Ross-Miller	G	6-1	175	So.	TR	Grand Prairie, Texas (New Orleans)
14	Terrel de Rouen	G	6-1	165	RS-Fr.	HS	Las Cruces, N.M. (Oñate HS)
15	Tshilidzi Nephawe	C	6-10	268	Jr.	2L	Johannesburg, South Africa (Stoneridge Prep)
20	Matej Buovac	F	6-7	220	Fr.	HS	Zagreb, Croatia (La Lumiere)
21	Emery Coleman	G	6-3	180	RS-Fr.	HS	Tularosa, N.M. (Tularosa HS)
23	Daniel Mullings	G	6-2	170	So.	1L	Toronto, Ontario (Wilfrid Laurier)
25	Renaldo Dixon	F	6-10	210	Jr.	2L	Toronto, Ontario (Christian Faith Academy)
34	Aaron Kubinski	F	6-5	195	Fr.	HS	Albuquerque, N.M. (La Cueva HS)
35	B.J. West	F/C	6-11	240	RS-Jr.	2L	Cheneyville, La. (Rapides HS)
45	Tyrone Watson	F	6-5	225	Sr.	3L	Hamilton, Ontario (Hamilton Cathedral HS)

2011-12 NEW MEXICO STATE STATS

All Games: 26-10

Home: 14-3

Road: 7-5

Neutral: 5-2

Player	G-GS	Min-Avg	FG-FGA	Pct	3P-3PA	Pct	FT-FTA	Pct	Off-Def	Rebs-Avg	PF-FD	Ast	TO	BS	St	Pts-Avg
Wendell McKines	35-35	1179-33.7	233-505	.461	51-145	.352	136-179	.760	119-255	374-10.7	80-1	54	70	13	27	653-18.7
Christian Kabongo	11-10	319-29.0	44-117	.376	10-36	.278	63-77	.818	7-30	37-3.4	30-0	38	46	2	13	161-14.6
Hernst Laroche	36-36	1208-33.6	131-292	.449	46-114	.404	120-165	.727	18-85	103-2.9	78-2	136	81	2	64	428-11.9
Hamidu Rahman	36-36	734-20.4	126-210	.600	0-0	.000	105-205	.512	99-110	209-5.8	90-1	17	60	39	12	357-9.9
Daniel Mullings	36-26	996-27.7	128-262	.489	5-23	.217	73-118	.619	52-94	146-4.1	51-0	69	76	19	58	334-9.3
Bandja Sy	36-2	783-21.8	121-266	.455	40-121	.331	36-55	.655	52-92	144-4.0	69-1	38	55	23	22	318-8.8
Tyrone Watson	36-35	1047-29.1	92-186	.495	2-24	.083	65-111	.586	57-86	143-4.0	72-3	113	78	12	34	251-7.0
Tshilidzi Nephawe	36-0	603-16.8	62-121	.512	0-0	.000	85-114	.746	46-89	135-3.8	114-8	14	32	32	5	209-5.8
Remi Barry	19-0	141-7.4	15-43	.349	9-30	.300	4-5	.800	7-10	17-0.9	18-0	9	10	3	1	43-2.3
Ronaldo Dixon	17-0	120-7.1	12-27	.444	1-6	.167	12-16	.750	16-18	34-2.0	15-0	3	11	9	6	37-2.2
Terrel de Rouen	6-0	51-8.5	4-11	.364	0-3	.000	5-9	.556	2-6	8-1.3	6-0	4	6	0	0	13-2.2
D.J. Lewis	8-0	44-5.5	2-5	.400	1-2	.500	3-4	.750	0-2	2-0.3	7-0	3	1	0	1	8-1.0
TEAM									44-37	81-2.3	1		7			
Total	36		970-2045	.474	165-504	.327	707-1058	.668	519-914	1433-39.8	631-16	498	533	154	243	2812-78.1
Opponents	36		896-2085	.430	213-659	.323	454-673	.675	382-743	1125-31.3	785-31	483	524	113	214	2459-68.3

WAC Games: 10-4

Home: 6-1

Road: 4-3

Player	G-GS	Min-Avg	FG-FGA	Pct	3P-3PA	Pct	FT-FTA	Pct	Off-Def	Rebs-Avg	PF-FD	Ast	TO	BS	St	Pts-Avg
Wendell McKines	14-14	498-35.6	96-210	.457	17-57	.298	51-65	.785	43-109	152-10.9	32-1	20	24	4	10	260-18.6
Hernst Laroche	14-14	519-37.1	57-130	.438	20-49	.408	43-61	.705	6-35	41-2.9	36-1	56	40	2	31	177-12.6
Hamidu Rahman	14-14	301-21.5	63-106	.594	0-0	.000	38-73	.521	43-28	71-5.1	32-0	8	24	17	6	164-11.7
Daniel Mullings	14-14	443-31.6	61-118	.517	0-3	.000	23-50	.460	31-47	78-5.6	28-0	36	34	7	25	145-10.4
Tyrone Watson	14-14	448-32.0	44-82	.537	1-11	.091	29-50	.580	21-40	61-4.4	32-2	61	32	4	10	118-8.4
Bandja Sy	14-0	303-21.6	40-108	.370	16-52	.308	14-21	.667	21-47	68-4.9	27-0	16	24	7	8	110-7.9
Tshilidzi Nephawe	14-0	231-16.5	26-52	.500	0-0	.000	32-39	.821	21-31	52-3.7	49-4	7	8	11	3	84-6.0
Remi Barry	10-0	50-5.0	8-21	.381	6-17	.353	0-1	.000	3-1	4-0.4	8-0	4	5	0	0	22-2.2
Renaldo Dixon	4-0	20-5.0	3-7	.429	0-2	.000	2-2	1.000	1-5	6-1.5	3-0	0	1	1	0	8-2.0
D.J. Lewis	3-0	12-4.0	0-2	.000	0-0	.000	0-0	.000	0-1	1-0.3	0-0	1	1	0	1	0-0.0
TEAM									15-13	28-2.0	0		5			
Total	14		398-836	.476	60-191	.314	232-362	.641	205-357	562-40.1	247-8	209	198	53	94	1088-77.7
Opponents	14		353-810	.436	82-271	.303	175-272	.643	143-303	446-31.9	290-12	184	191	56	80	963-68.8

2011-12 RESULTS

Date	Opponent	Result
Nov. 12	at Northern Colorado	W, 89-75
Nov. 16	at New Mexico (Mtn.)	W, 62-53
Nov. 19	UTEP	W, 89-73
Nov. 24	^vs. Central Michigan	W, 78-49
Nov. 25	^vs. Southern Mississippi	L, 72-80
Nov. 26	^vs. San Francisco	W, 81-71
Nov. 29	ARIZONA	L, 76-83
Dec. 4	at Southern Miss.	L, 66-74
Dec. 11	at UTEP	L, 69-73
Dec. 14	WESTERN NEW MEXICO	W, 92-65
Dec. 19	SOUTHERN	W, 91-66
Dec. 21	MCNEESE STATE	W, 82-62
Dec. 28	NEW MEXICO	L, 69-89
Dec. 31	ARKANSAS-PINE BLUFF	W, 81-65
Jan. 2	at CS Bakersfield	W, 73-72
Jan. 7	*at Louisiana Tech	W, 83-73
Jan. 12	*UTAH STATE	W, 80-60
Jan. 14	*IDAHO	W, 80-68
Jan. 19	*at San Jose State	W, 79-63
Jan. 21	*at Hawai'i	L, 87-91
Jan. 26	*NEVADA (WSN)	L, 60-68
Jan. 28	*FRESNO STATE (WSN)	W, 60-56
Feb. 1	CSU BAKERSFIELD	W, 78-57
Feb. 4	*LOUISIANA TECH	W, 83-72
Feb. 9	*at Idaho	L, 58-59
Feb. 11	*at Utah State (ESPN2)	W, 80-69
Feb. 14	NORTHERN NEW MEXICO	W, 100-68
Feb. 18	%DRAKE (ESPNU)	W, 71-55

Date	Opponent	Result
Feb. 23	*HAWAI'I	W, 115-73
Feb. 25	*SAN JOSE STATE	W, 79-68
March 1	*at Nevada (ESPN2)	L, 61-65
March 3	*at Fresno State	W, 83-78 (OT)
March 8	%vs. No. 7 Fresno State	W, 65-49
March 9	%vs. No. 6 Hawai'i	W, 92-81
March 10	%vs. No. 5 Louisiana Tech	W, 82-57
March 15	! vs. Indiana	L, 66-79

*WAC Game;
% ESPN Sears BracketBusters
WSN-WAC Sports Network
CAPS-Home
^ Carrs/Safeway Great Alaska Shootout
\$ WAC Tournament (Las Vegas, Nev.)
! NCAA Second Round (Portland, Oregon)

2011-12 REVIEW

Record: 26-10
Conference Record: 10-4
Conference Finish: 2nd
Postseason: NCAA Tournament

PERSONNEL CAPSULE

Returning Starters (2)	Pts.	Reb.	Ast.
Daniel Mullings, So., G	9.3	4.1	1.9
Tyrone Watson, Sr., F	7.0	4.0	3.1

Other Letterwinners (5)	Pts.	Reb.	Ast.
Bandja Sy, Sr., F	8.8	4.0	1.1
Tshilidzi Nephawe, Jr., C	5.8	3.8	0.4
Remi Barry, So., G	2.3	0.9	0.5
Renaldo Dixon, Jr., F	2.2	2.0	0.2
Terrel de Rouen, So., G	2.2	1.3	0.7

Starters Lost (3)	Pts.	Reb.	Ast.
Wendell McKines, F	18.7	10.7	1.5
Hernst Laroche, G	11.9	2.9	3.8
Hamidu Rahman, C	9.9	5.8	0.5

Redshirts (3)
B.J. West, Jr., F/C
Eric Weary, Fr., G
Emery Coleman, Fr., G

Newcomers (5)
Kevin Aronis, Jr., G
Sim Bhullar, Fr., C
Matej Buovac, Fr. F
Aaron Kubinski, Fr., F
K.C. Ross-Miller, So., G



SAN JOSE STATE SPARTANS

2011-12 (9-22, 1-13 WAC, 8th)

AT A GLANCE

Nickname: Spartans
Enrollment: 26,796
Founded: 1857
Joined WAC: July 1, 1996
Colors: Gold, White and Blue
Arena: The Event Center (5,000)

President: Dr. Mohammad Qayoumi
Athletics Director: Gene Bleymaier
Associate AD (SWA): Liz Jarnigan
Assistant AD/Media Relations: Lawrence Fan

Men's Basketball SID: Amy Villa
SID E-Mail: amy.villa@sjsu.edu
SID Phone Number: (408) 924-1216
Cell Number: (408) 421-8604
SID Fax Number: (408) 924-1291
Press Row Number: (408) 924-6466

2012-13 SCHEDULE

Date	Opponent	Time
Nov. 1	#ACADEMY OF ARTS	5:00 p.m.
Nov. 9	at New Orleans	TBA
Nov. 13	HOUSTON	7:00 p.m.
Nov. 15	WEBER STATE	7:30 p.m.
Nov. 20	UC SANTA CRUZ	7:00 p.m.
Nov. 26	at Kansas (ESPNU)	8:00 p.m.
Dec. 1	at Montana State	TBA
Dec. 5	at UC Davis	7:00 p.m.
Dec. 8	SACRAMENTO STATE	4:30 p.m.
Dec. 11	SANTA CLARA	7:00 p.m.
Dec. 22	^vs. James Madison	TBA
Dec. 29	*at Texas State	TBA
Dec. 31	*at UTSA	2:00 p.m.
Jan. 3	*IDAHO	7:00 p.m.
Jan. 5	*SEATTLE U	7:00 p.m.
Jan. 8	NEW ORLEANS	7:00 p.m.
Jan. 11	*at Utah State	7:05 p.m.
Jan. 17	*at Denver	7:00 p.m.
Jan. 19	*at New Mexico State	7:00 p.m.
Jan. 24	*LOUISIANA TECH	7:00 p.m.
Jan. 26	*UT ARLINGTON	7:00 p.m.
Jan. 31	*at Seattle U	TBA
Feb. 2	*at Idaho	7:05 p.m.
Feb. 8	*UTAH STATE	7:00 p.m.
Feb. 14	*NEW MEXICO STATE	7:00 p.m.
Feb. 16	*DENVER	7:00 p.m.
Feb. 28	*at UT Arlington	7:00 p.m.
March 2	*at Louisiana Tech	7:00 p.m.
March 7	*UTSA	7:00 p.m.
March 9	*TEXAS STATE	7:00 p.m.
March 12-16	WAC Tournament Las Vegas, Nev.	

Exhibition
 * WAC Game
 CAPS-Home game
 All times local/subject to change

- San Jose State returns five letterwinners and three starters from last year's 9-22 team.
- Head coach George Nessman returns for his eighth season at the helm of the program with a 77-141 record at San Jose State.
- Senior James Kinney returns after leading the Spartans in scoring at 15.8 points per game in 2011-12. He scored in double-figures in 23 games including 31 points at Seattle and 30 points against UTSA.
- Kinney is one of five players in San Jose State history to make seven three-pointers in a game. He made seven of his 12 attempts in a home win over UTSA last November.
- D.J. Brown and Stephon Smith also are returning starters from last season. Brown averaged 7.7 points and 2.6 rebounds per game. Smith averaged 3.9 point and 2.9 rebounds per game.
- San Jose State has six newcomers joining the squad for the 2012-13 season. Transfer Chris Cunningham begins play with the Spartans this season after transferring from Santa Clara University. He brings depth to the forward position for the Spartans after playing in 45 games in two years at SCU.

FAST FACT

Senior James Kinney set the San Jose State single season records with 86 three-pointers made on 216 attempts. Nationally, he finished the year ranked 25th in three-point goals per game at 2.77, and 38th in three-point percentage at 39.8.

TOP PLAYER/COACH INFORMATION



James Kinney
G, 6-2, 180, Sr.

Started all 31 games last year ... named to the 2012 WAC All-Newcomer Team ... led the Spartans in scoring at 15.8 points per game ... tied for the team lead in steals with 40 ... WAC's top free throw shooter at 85.3 percent ... set a SJSU

single season record with 86 three-point baskets made ... attempted a school-record 216 three-pointers for a 39.8 percentage ... one of five SJSU players to make seven three-points in a game when he was 7-for-12 in a win over UTSA ... 23 double-figure scoring games including a season high 31 points at Seattle U.



George Nessman
Head Coach

Alma Mater: California, 1981
Overall Record: 77-141 (.353), 8th year
School Record: Same

Assistant Coaches

Brent Davis (San Diego State, 2000)
 Donald Williams (Cal State Hayward, 1995)
 Tim Marrion (Washington State, 2006)

2012-13 ROSTER

No.	Name	Pos.	Ht.	Wt.	Year	Exp.	Hometown (Last School)
1	D.J. Brown	G	6-2	185	So.	1V	Los Angeles, Calif. (Chino Hills HS)
2	Jaleel Williams	F	6-6	215	So.	SQ	Killeen, Texas (Ellison HS)
4	Aalim Moor	G	6-3	194	Sr.	1V	Oakland, Calif. (St. Mary's HS)
5	Xavier Jones	G	6-4	205	Jr.	JC	Gary, Ind. (John A. Logan College)
10	Stephon Smith	F	6-8	260	So.	1V	Dallas, Texas (Body of Christ Christian Acad.)
15	Chris Cunningham	F	6-9	240	Jr.	TR	Pomona, Calif. (Santa Clara University)
21	Mike VanKirk	C	7-1	240	Fr.	HS	Lancaster, Calif. (La Jolla Prep)
22	David Andoh	F	6-7	200	Fr.	HS	San Jose, Calif. (IMG Academy)
23	Chris Jones	G	6-4	205	Sr.	2V	Hayward, Calif. (Newark Memorial HS)
24	Lavanne Pennington	G	6-4	180	Jr.	1V	San Bernardino, Calif. (Barstow College)
30	Nick Grieves	G	6-3	160	So.	SQ	Aptos, Calif. (Aptos HS)
32	Louis Garrett	F	6-6	215	Jr.	JC	St. George, Utah (Salt Lake CC)
33	James Kinney	G	6-2	180	Sr.	1V	Champaign, Ill. (Eastern Utah College)
44	Alex Brown	C	6-11	210	Jr.	JC	Colp, Ill. (John A. Logan College)

2011-12 SAN JOSE STATE STATS

All Games: 9-22

Home: 6-8

Road: 2-13

Neutral: 1-1

Player	G-GS	Min-Avg	FG-FGA	Pct	3P-3PA	Pct	FT-FTA	Pct	Off-Def	Rebs-Avg	PF-FD	Ast	TO	BS	St	Pts-Avg
James Kinney	31-31	963-31.1	170-420	.405	86-216	.398	64-75	.853	24-88	112-3.6	59-0	85	92	5	40	490-15.8
Wil Carter	31-31	979-31.6	155-303	.512	1-3	.333	98-131	.748	95-173	268-8.6	103-5	29	49	2	13	409-13.2
Keith Shamburger	30-30	1056-35.2	114-338	.337	51-168	.304	115-149	.772	18-68	86-2.9	74-2	155	63	1	40	394-13.1
D.J. Brown	31-15	695-22.4	69-197	.350	38-116	.328	63-82	.768	21-59	80-2.6	48-0	73	39	1	16	239-7.7
Calvin Douglas	30-6	612-20.4	56-181	.309	39-141	.277	19-23	.826	9-27	36-1.2	31-0	23	13	1	6	170-5.7
Lavanne Pennington	17-1	183-10.8	22-79	.278	4-22	.182	19-25	.760	10-28	38-2.2	12-0	8	15	1	6	67-3.9
Stephon Smith	30-15	471-15.7	50-99	.505	0-0	.000	17-32	.531	35-52	87-2.9	73-2	10	22	8	6	117-3.9
Chris Jones	30-7	412-13.7	37-81	.457	0-1	.000	16-29	.552	31-44	75-2.5	32-0	8	21	2	10	90-3.0
Jaleel Williams	13-5	90-6.9	12-31	.387	6-19	.316	6-8	.750	2-11	13-1.0	11-0	5	6	2	2	36-2.8
Nick Grieves	5-0	18-3.6	4-10	.400	4-10	.400	0-0	.000	0-3	3-0.6	1-0	1	0	0	0	12-2.4
Matt Ballard	30-10	708-23.6	15-46	.326	0-0	.000	18-29	.621	41-77	118-3.9	78-3	17	13	8	8	48-1.6
Aalim Moor	13-0	55-4.2	7-14	.500	3-5	.600	0-0	.000	0-4	4-0.3	5-0	0	1	0	2	17-1.3
Garrett Ton	18-0	58-3.2	4-9	.444	0-0	.000	2-2	1.000	5-8	13-0.7	7-0	1	1	1	0	10-0.6
Jeremy Pope	1-0	4-4.0	0-1	.000	0-0	.000	0-0	.000	0-0	0-0.0	1-0	1	0	0	0	0-0.0
Joe Henson	4-4	46-11.5	0-2	.000	0-0	.000	0-1	.000	2-9	11-2.8	12-0	0	2	6	2	0-0.0
TEAM									49-51	100-3.2				4		
Total	31	715-1811	.395	232-701	.331	437-586	.746	342-702	1044-33.7	547-12	416	341	38	151	2099-67.7	
Opponents	31	806-1793	.450	228-646	.353	421-594	.709	364-802	1166-37.6	559-8	484	382	100	152	2261-72.9	

WAC Games: 1-13

Home: 1-6

Road: 0-7

Player	G-GS	Min-Avg	FG-FGA	Pct	3P-3PA	Pct	FT-FTA	Pct	Off-Def	Rebs-Avg	PF-FD	Ast	TO	BS	St	Pts-Avg
James Kinney	14-14	455-32.5	81-203	.399	41-102	.402	19-23	.826	14-33	47-3.4	23-0	44	37	1	12	222-15.9
Wil Carter	14-14	469-33.5	84-156	.538	0-1	.000	53-67	.791	56-88	144-10.3	45-2	13	14	1	5	221-15.8
Keith Shamburger	13-13	453-34.8	47-145	.324	22-68	.324	37-52	.712	8-21	29-2.2	37-0	64	27	1	17	153-11.8
D.J. Brown	14-12	416-29.7	34-115	.296	16-65	.246	31-40	.775	9-30	39-2.8	27-0	37	21	1	9	115-8.2
Stephon Smith	14-12	262-18.7	34-65	.523	0-0	.000	11-20	.550	18-25	43-3.1	44-2	5	11	3	4	79-5.6
Lavanne Pennington	5-0	43-8.6	7-24	.292	0-8	.000	4-5	.800	3-4	7-1.4	3-0	2	5	1	3	18-3.6
Calvin Douglas	14-0	240-17.1	16-66	.242	10-49	.204	7-10	.700	3-8	11-0.8	17-0	11	7	1	1	49-3.5
Chris Jones	13-3	149-11.5	13-35	.371	0-0	.000	6-12	.500	13-18	31-2.4	11-0	3	4	1	1	32-2.5
Aalim Moor	6-0	25-4.2	5-7	.714	2-3	.667	0-0	.000	0-2	2-0.3	1-0	0	1	0	0	12-2.0
Matt Ballard	14-2	325-23.2	7-22	.318	0-0	.000	10-15	.667	22-34	56-4.0	43-3	8	7	3	4	24-1.7
Nick Grieves	2-0	2-1.0	1-2	.500	1-2	.500	0-0	.000	0-0	0-0.0	0-0	0	0	0	0	3-1.5
Jaleel Williams	4-0	9-2.3	1-3	.333	0-2	.000	0-0	.000	0-1	1-0.3	0-0	0	0	0	0	2-0.5
Garrett Ton	9-0	27-3.0	1-5	.200	0-0	.000	0-0	.000	2-2	4-0.4	4-0	0	0	1	0	2-0.2
Team									26-20	46-3.3				2		
Total	14	331-848	.390	92-300	.307	178-244	.730	174-286	460-32.9	255-7	187	136	14	56	932-66.6	
Opponents	14	386-783	.493	110-284	.387	194-283	.686	152-362	514-36.7	239-4	253	162	61	61	176-76.9	

2011-12 RESULTS

Date	Opponent	Result
Nov. 12	at Cal Poly	L, 52-79
Nov. 14	UC IRVINE	W, 51-50
Nov. 16	at San Francisco	L, 81-83 (OT)
Nov. 19	at Santa Clara	L, 58-84
Nov. 22	HOLY NAMES COLLEGE	W, 109-71
Nov. 28	MONTANA STATE	L, 70-77
Nov. 30	TEXAS-SAN ANTONIO	W, 72-66
Dec. 3	at Weber State	L, 89-91 (2OT)
Dec. 7	at California	L, 36-81
Dec. 10	CAL POLY	L, 40-47
Dec. 20	UC DAVIS	W, 79-59
Dec. 22	at UC Riverside	L, 64-66
Dec. 29	^Coppin State	W, 81-66
Dec. 30	^Seattle U	W, 84-74
Jan. 7	*at Hawai'i	L, 69-82
Jan. 12	*at Nevada	L, 57-81
Jan. 14	*at Fresno State	L, 73-82
Jan. 19	*NEW MEXICO STATE	L, 63-79
Jan. 21	*LOUISIANA TECH	L, 67-71
Jan. 23	CSU BAKERSFIELD	W, 78-70
Jan. 26	*at Idaho	L, 66-74
Jan. 28	*at Utah State	L, 65-82
Feb. 4	*HAWAII	L, 81-83 (OT)
Feb. 9	*FRESNO ST. (WSN)	W, 79-71 (2OT)
Feb. 11	*NEVADA	L, 70-76
Feb. 18	%at Sacramento State	W, 79-67
Feb. 23	*at Louisiana Tech	L, 49-75
Feb. 25	*at New Mexico State	L, 68-79

Date	Opponent	Result
March 1	*UTAH STATE	L, 61-71
March 3	*IDAHO	L, 64-70
March 8	\$vs. No. 1 Nevada	L, 44-54

* WAC Game
 ^ Elgin Baylor Classic (Seattle, Wash.)
 % ESPN Sears BracketBusters
 WSN-WAC Sports Network
 CAPS-Home game
 \$ WAC Tournament (Las Vegas, Nev.)

2011-12 REVIEW

Record: 9-22
Conference Record: 1-13
Conference Finish: 8th
Postseason: WAC Tournament

PERSONNEL CAPSULE

Returning Starters (3)	Pts.	Reb.	Ast.
James Kinney, Sr., G	15.8	3.6	2.7
D.J. Brown, So., G	1.7	2.6	2.4
Stephon Smith, So., F	3.9	2.9	0.3

Other Letterwinners (5)	Pts.	Reb.	Ast.
Lavanne Pennington, Sr., G	3.9	2.9	0.5
Chris Jones, Sr., G/F	3.0	2.5	0.3

Starters Lost (2)	Pts.	Reb.	Ast.
Wil Carter, F	13.2	8.6	0.9
Keith Shamburger, G	13.1	2.9	5.2

Other Letterwinners Lost (3)	Pts.	Reb.	Ast.
Calvin Douglas, G	5.7	1.2	0.8
Matt Ballard, C	1.6	3.9	0.6
Garrett Ton, F	0.6	0.7	0.1

Newcomers (5)
 David Andoh, Fr., F
 Alex Brown, Jr., C
 Louis Garrett, Jr., F
 Xavier Jones, Jr., G
 Mike VanKirk, Fr., C



AT A GLANCE

Nickname:Redhawks
Enrollment: 7,755
Founded: 1891
Joined WAC: July 1, 2012
Colors: Red and White
Arena: Key Arena at Seattle Center (8,500)

President: Fr. Stephen V. Sundborg, S.J.
Athletics Director: Bill Hogan
Associate AD (SWA): Roxanne Levenson
Assoc. AD/Communications: Eric Guerra

Men's Basketball SID: Jason Behenna
SID E-Mail: behennaj@seattleu.edu
SID Phone Number: (206) 296-5915
Cell Number: (206) 965-0450
SID Fax Number: (206) 296-2154
Press Row Number: TBD

2012-13 SCHEDULE

Date	Opponent	Time
Nov. 7	#EVERGREEN	7:00 p.m.
Nov. 11	MONTANA STATE (ROOT)	6:00 p.m.
Nov. 17	at Virginia (ESPN3)	TBA
Nov. 21	PACIFIC LUTHERAN	7:00 p.m.
Nov. 28	at Stanford (Pac-12 Net.)	7:00 p.m.
Dec. 10	at Eastern Washington	6:05 p.m.
Dec. 13	WASHINGTON (ROOT)	7:00 p.m.
Dec. 17	JACKSON STATE	7:00 p.m.
Dec. 19	NORTHERN ILLINOIS	7:00 p.m.
Dec. 22	CAMPBELL	7:00 p.m.
Dec. 29	*IDAHO (ROOT)	7:00 p.m.
Jan. 3	*at Utah State	7:05 p.m.
Jan. 5	*at San Jose State	7:00 p.m.
Jan. 10	*NM STATE (ROOT)	7:00 p.m.
Jan. 12	*DENVER (ROOT)	3:30 p.m.
Jan. 17	*at UT Arlington	7:05 p.m.
Jan. 19	*at Louisiana Tech	7:00 p.m.
Jan. 24	*UTSA (ROOT)	7:00 p.m.
Jan. 26	*TEXAS STATE	TBA
Jan. 31	*SAN JOSE STATE	7:00 p.m.
Feb. 2	*UTAH STATE (ROOT)	7:00 p.m.
Feb. 7	*at Denver (ROOT)	7:00 p.m.
Feb. 9	*at New Mexico State	7:00 p.m.
Feb. 14	*LOUISIANA TECH	7:00 p.m.
Feb. 16	*UT ARLINGTON	TBA
Feb. 28	*at Texas State	TBA
March 2	*at UTSA	6:00 p.m.
March 6	^CSU Bakersfield	7:00 p.m.
March 9	*at Idaho	7:05 p.m.
March 12-16	WAC Tournament Las Vegas, Nev.	

#Exhibition; *WAC Game; CAPS-Home
 ^ Game played at ShoWare Center, Kent, Wash.
 All times local/subject to change

- Seattle University enters its first season in the Western Athletic Conference after completing the reclassification process for NCAA Division I status.
- Seattle U was a Division I program from 1950 through 1980, competing in 11 NCAA Tournaments during that time, advancing as far as the NCAA title game in 1958.
- Cameron Dollar, a member of the 1995 UCLA national championship team, enters his fourth season as head coach of the Redhawks after seven years as an assistant coach at the University of Washington.

- Cameron Dollar's father Donald Dollar, a highly-successful high school coach in Georgia, returns for his fourth season as one of the assistant coaches on the Redhawk staff.

FAST FACT

Seattle U will be competing in a Division I conference for the first time since the 1979-80 season, when Seattle U was a member of the West Coast Athletic Conference (WCAC).

- After a slow start in 2011-12, Seattle U finished the season with a 12-15 overall record by winning nine of its last 12 games.

TOP PLAYER/COACH INFORMATION



Sterling Carter
G, 6-0, 200, Jr.

Sterling Carter enters his junior season with the Seattle University men's basketball team ... team's leading returning scorer, averaging 10.1 points per game last season ... scored in double figures 13 times during the

2011-12 season, including a season-high 28 points against Longwood Feb. 29 ... shot 36.3 percent from behind the three-point line (69-of-190), establishing himself as the team's top long-distance threat ... has been second on the team in scoring two straight seasons after averaging 13.8 points per game in his freshman year ... made 154 three-pointers in two seasons at Seattle U, already third-most in school history.



Cameron Dollar
Head Coach

Alma Mater:
 UCLA, 1997

Overall Record:
 51-71 (.418), 5th year

School Record:
 40-49 (.449), 4th year

Assistant Coaches

Donald Dollar (Morehouse College, 1962)
 Amadou Koundoul (Cleveland State, 2005)
 Darren Talley (Chapman, 2002)

2012-13 ROSTER

No.	Name	Pos.	Ht.	Wt.	Year	Exp.	Hometown (Last School)
0	Prince Obasi	G	6-3	205	Sr.	1L	Reseda, Calif. (Saddleback CC)
1	Allen Tate	G	6-7	210	Sr.	1L	Hobbs, N.M. (Lamar CC)
2	Emerson Murray*	G	6-3	195	Jr.	TR	Vancouver, B.C. (Univ. of California)
5	D'Vonne Pickett Jr.	G	6-0	195	Jr.	JC	Seattle, Wash. (Central Arizona CC)
10	Sterling Carter	G	6-0	200	Jr.	2L	Seattle, Wash. (Univ. of the Pacific)
11	Deshawn Sunderhaus	F	6-9	210	RFr.	RS	Conyers, Ga. (Rockdale County HS)
12	Clarence Trent	F	6-6	225	RJr.	1L	Tacoma, Wash. (Univ. of Washington)
13	Louis Green	C	6-9	230	Sr.	1L	Westchester, Ill. (Moraine Valley CC)
14	Emmanuel Chibuogwu Jr.	G	6-6	185	Fr.	HS	Shoreline, Wash. (Shorecrest HS)
15	Chad Rasmussen	F	6-7	200	Sr.	2L	University Place, Wash. (Tacoma CC)
24	Jack Crook	C	6-11	255	Fr.	HS	Manchester, U.K. (Loreto College)
25	David Trimble	G	6-1	185	Fr.	HS	Yakima, Wash. (Davis HS)
30	Isiah Umipig*	G	6-0	195	Jr.	TR	Federal Way, Wash. (CSU Fullerton)
31	Tidjane Diop	F	6-8	240	Sr.	1L	Queensland, Australia (Lamar CC)
33	Luiz Bidart	G	6-0	195	RFr.	RS	Sao Paulo, Brazil (Christian HS)
35	Jarell Flora	G	6-3	180	RSo.	1L	Bremerton, Wash. (Bremerton HS)

* Will sit out 2012-13 season due to NCAA transfer regulations

2011-12 SEATTLE U STATS

All Games: 12-15

Home: 9-6

Road: 2-9

Neutral: 1-0

Player	G-GS	Min-Avg	FG-FGA	Pct	3P-3PA	Pct	FT-FTA	Pct	Off-Def	Rebs-Avg	PF-FD	Ast	TO	BS	St	Pts-Avg
Aaron Broussard	27-27	789-29.2	184-394	.467	35-107	.327	89-124	.718	77-99	176-6.5	62-1	27	48	2	43	492-18.2
Serling Carter	27-18	593-22.0	93-250	.372	69-190	.363	19-23	.826	14-76	90-3.3	57-2	36	41	3	21	274-10.1
Eric Wallace	27-27	672-24.9	111-239	.464	4-13	.308	27-64	.422	68-145	213-7.9	77-4	14	51	41	21	253-9.4
Clarence Trent	27-26	532-19.7	102-223	.457	13-62	.210	36-51	.706	48-70	118-4.4	71-4	25	52	12	29	253-9.4
Cervante Burrell	25-15	602-24.1	72-149	.483	1-1	1.000	62-75	.827	16-59	75-3.0	32-0	117	52	1	32	207-8.3
Chad Rasmussen	27-0	505-18.7	48-135	.356	40-111	.360	4-4	1.000	7-32	39-1.4	40-0	37	32	3	8	140-5.2
Prince Obasi	27-12	545-20.2	40-98	.408	13-34	.382	36-43	.837	17-45	62-2.3	51-2	73	38	2	28	129-4.8
Louis Green	24-0	272-11.3	41-76	.539	0-0	.000	9-13	.692	13-50	63-2.6	43-0	4	25	12	2	91-3.8
Jarell Flora	25-0	233-9.3	31-73	.425	13-41	.317	9-12	.750	12-21	33-1.3	11-0	6	10	4	7	84-3.4
Allen Tate	23-9	319-13.9	27-77	.351	3-18	.167	7-17	.412	23-37	60-2.6	46-3	18	27	1	26	64-2.8
T.J. Diop	23-1	218-9.5	21-47	.447	0-0	.000	10-17	.588	15-30	45-2.0	49-2	10	14	4	6	52-2.3
Gavin Gilmore	14-0	113-8.1	8-26	.308	0-0	.000	6-8	.750	8-15	23-1.6	24-1	4	9	2	3	22-1.6
Obie Hurt	6-0	32-5.3	1-5	.200	0-1	.000	2-3	.667	1-8	9-1.5	5-0	2	7	0	0	4-0.7
TEAM										52-62	114-4.4		8			
Total	27		779-1792	.435	191-578	.330	316-454	.696	371-749	1120-41.5	568-19	373	414	87	226	2065-76.5
Opponents	27		674-1607	.419	212-619	.342	465-683	.681	302-710	1012-37.5	434-0	343	410	93	212	2025-75.0

2011-12 RESULTS

Date	Opponent	Result
Nov. 15	at Portland State	L, 65-66
Nov. 19	SAN FRANCISCO	L, 63-69
Nov. 22	at Montana State	W, 85-73
Nov. 28	vs. Evergreen State	W, 77-54
Dec. 1	STANFORD	L, 49-72
Dec. 4	at Harvard	L, 70-80
Dec. 11	IDAHO	L, 62-73
Dec. 14	at Arkansas State	L, 74-87
Dec. 17	at Utah State	L, 53-78
Dec. 21	VIRGINIA	L, 77-83
Dec. 29	NEBRASKA OMAHA	W, 91-72
Dec. 30	SAN JOSE STATE	L, 74-84
Jan. 7	at Utah Valley	L, 72-77
Jan. 10	at Washington	L, 83-91
Jan. 13	UTAH VALLEY	L, 74-84
Jan. 16	EASTERN WASHINGTON	W, 91-78
Jan. 19	UTAH STATE	W, 73-66
Jan. 24	at UC Irvine	L, 67-78
Feb. 4	ARKANSAS STATE	W, 75-69
Feb. 7	at Idaho	L, 69-70
Feb. 11	at Longwood	W, 100-99 (OT)
Feb. 14	NORTHWEST UNIVERSITY	W, 90-58
Feb. 16	PEPPERDINE	W, 81-70
Feb. 20	UC DAVIS	W, 73-59
Feb. 23	at Fresno State	L, 72-78
Feb. 29	LONGWOOD	W, 111-74
March 10	PORTLAND STATE	W, 94-83
CAPS-Home Game		

2011-12 REVIEW

Record: 12-15
Conference Record: N/A
Conference Finish: N/A
Postseason: None

PERSONNEL CAPSULE

Returning Starters (2)	Pts.	Reb.	Ast.
Sterling Carter, Jr., G	10.1	3.3	1.3
Clarence Trent, Jr., F	9.4	4.4	0.9
Other Letterwinners (6)	Pts.	Reb.	Ast.
Chad Rasmussen, Sr., F	5.2	1.4	1.4
Prince Obasi, Sr., G	4.8	2.3	2.7
Louis Green, Sr., C	3.8	2.6	0.2
Jarell Flora, So., G	3.4	1.3	0.2
Allen Tate, Sr., G	2.8	2.6	0.8
T.J. Diop, Sr., F	2.3	2.0	0.4
Starters Lost (3)	Pts.	Reb.	Ast.
Aaron Broussard, F	18.2	6.5	1.0
Eric Wallace, C	9.4	7.9	0.5
Cervante Burrell, G	8.3	3.0	4.7
Other Letterwinners Lost (2)	Pts.	Reb.	Ast.
Gavin Gilmore	1.6	1.6	0.3
Obie Hurt	0.7	1.5	0.3
Newcomers (6)	Transfers Sitting		
Luiz Bidart, R-Fr., G	Emerson Murray, G		
Emmanuel Chibuogwu, Fr., G	Isiah Umipig, G		
Jack Crook, Fr., C			
D'Vonne Pickett, Jr., G			
Deshaun Sunderhaus, R-Fr., F			
David Trimble, Fr., G			



UT ARLINGTON MAVERICKS

2011-12 (24-9, 15-1 Southland, 1st)

AT A GLANCE

Nickname:Mavericks
Enrollment:33,500
Founded: 1895
Joined WAC:July 1, 2012
Colors:Royal Blue, Orange and White
Arena:College Park Center (7,000)

President:James D. Spaniolo
Athletics Director:Jim Baker
Senior Associate AD (SWA):..... Debbie Garcia
Sr. Assoc. AD/External Relations: Gregg Elkin

Men's Basketball SID: Art Garcia
SID E-Mail:..... artgarcia@uta.edu
SID Phone Number:..... (817) 272-2239
Cell Number: (817) 797-8379
SID Fax Number: (817) 272-9524
Press Row Number: (817) 272-3795

2012-13 SCHEDULE

Date	Opponent	Time
Nov. 9	at Cal State Bakersfield	6:00 p.m.
Nov. 16	OKLAHOMA	7:00 p.m.
Nov. 20	at Samford	7:00 p.m.
Nov. 28	at North Texas	7:00 p.m.
Dec. 1	at Texas	TBA
Dec. 3	at UT Pan American	7:00 p.m.
Dec. 13	HOUSTON BAPTIST	7:00 p.m.
Dec. 19	OKLAHOMA STATE	7:00 p.m.
Dec. 29	NEW MEXICO STATE	7:00 p.m.
Dec. 31	*DENVER	2:00 p.m.
Jan. 2	BOISE STATE	7:00 p.m.
Jan. 5	*LOUISIANA TECH	7:00 p.m.
Jan. 10	*at UTSA	7:00 p.m.
Jan. 12	*at Texas State	TBA
Jan. 17	*SEATTLE U	7:00 p.m.
Jan. 19	*IDAHO	7:00 p.m.
Jan. 24	*at Utah State	7:00 p.m.
Jan. 26	*at San Jose State	7:00 p.m.
Feb. 2	*at Louisiana Tech	7:00 p.m.
Feb. 7	*TEXAS STATE	7:00 p.m.
Feb. 9	*UTSA	7:00 p.m.
Feb. 14	*at Idaho	7:00 p.m.
Feb. 16	*at Seattle U	TBA
Feb. 20	*UT PAN AMERICAN	7:00 p.m.
Feb. 22/23	%TBA	TBA
Feb. 28	*SAN JOSE STATE	7:00 p.m.
March 2	*UTAH STATE	7:00 p.m.
March 7	*at Denver	7:00 p.m.
March 9	*at New Mexico State (AV)	7:00 p.m.
March 12-16	WAC Tournament Las Vegas, Nev.	


* WAC Game
 % ESPN Sears BracketBusters
 AV-AggieVision TV
 CAPS-Home game
 All times local/subject to change

- UTA lost just one conference game last season, falling on the road to UTSA in its final regular season Southland Conference game.
- UTA played in the NIT for the second time in school history in 2012 (also 1981).
- The appearance was the programs third in post-season play. UTA reached the NCAA tournament in 2008 before falling to Memphis 87-63 in the first round.
- The Mavs finished the regular season ranked No. 21 in the final collegeinsider.com Mid-Major Top 25 and No. 102 in the USA Today Sagarin rankings.
- Three returning starters return this season featuring Kevin Butler who scored 10.9 PPG last year.
- The 16-game win streak in 2012-13 broke the school record for the longest in school history. UTA's streak was snapped by Weber State in the Sears BracketBuster hosted by ESPN.
- The Mavericks were 1-1 in the Southland Conference tournament in 2012, breaking a record for largest margin of victory in the tournament against Nicholls State winning 96-48 in Katy, Texas.

FAST FACT

The Mavericks opened up its new College Park Center last season which is home to men's and women's basketball as well as volleyball. The facility can sit 7,000 for basketball events.

TOP PLAYER/COACH INFORMATION



Kevin Butler
F, 6-5, 214, Sr.

Leading returning scorer at 10.8 points per game ... shot 45.0 percent from the floor in 2011-2012 ... scored in double digits 17 times in the 2011-2012 season ... ranked eighth in steals per game in the Southland Conference a season

ago ... ranked second on the team in rebounding, averaging 5.9 per game.



Scott Cross
Head Coach

Alma Mater:
 UT Arlington, 1998

Overall Record:
 103-82 (.557), 7th year

School Record:
 Same

Associate Head Coach

Greg Young (Howard Payne, 1986)

Assistant Coaches

Zak Buncik (UT Arlington, 2007)

Andrae Patterson (Indiana, 1998)

2012-13 ROSTER

No.	Name	Pos.	Ht.	Wt.	Year	Exp.	Hometown (Last School)
1	Reger Dowell	G	6-1	183	Jr.	TR	Duncanville, Texas (Oklahoma State)
2	Luke Davis	G	6-1	154	RS-Fr.	HS	Lubbock, Texas (Monterey)
3	Jamel Outler	G	6-2	183	So.	TR	Houston, Texas (Texas Tech)
4	Drew Charles	G	6-2	193	Fr.	HS	Azle, Texas (Azle)
5	Stuart Lagerson	C	7-0	220	Jr.	2L	Converse, Texas (Judson)
12	Shaquille White-Miller	G	5-9	176	Jr.	2L	Port Arthur, Texas (Memorial)
13	Vincent Dillard	F	6-5	200	Jr.	TR	Sanford, Fla. (Colby CC)
15	Kyle McElvain	G	6-2	191	Jr.	HS	Arlington, Texas (Texas Wesleyan)
21	Greg Gainey	F	6-5	212	Jr.	TR	Dayton, Ohio (South Plains College)
24	Kevin Butler	F	6-5	214	Sr.	1L	Duncanville, Texas (TCU)
25	Cameron Catlett	G	6-3	188	Sr.	3L	San Antonio, Texas (Madison)
33	Karol Gruszecki	F	6-5	200	Sr.	1L	Lodz, Poland (North Platte CC)
35	Brandon Edwards	F	6-6	224	Jr.	2L	Fort Worth, Texas (South Hills)
42	Deon Rodgers	F	6-6	265	Fr.	HS	Fort Worth, Texas (Dunbar)
44	Vernell Blackman	F	6-5	202	Jr.	HS	Dallas, Texas (Lon Morris)
55	Jordan Reves	F	6-10	240	Sr.	3L	Jeffersontown, Kentucky (Jeffersontown)

2011-12 UT ARLINGTON STATS

All Games: 24-9

Home: 12-1

Road: 9-7

Neutral: 3-1

Player	G-GS	Min-Avg	FG-FGA	Pct	3P-3PA	Pct	FT-FTA	Pct	Off-Def	Rebs-Avg	PF-FD	Ast	TO	BS	St	Pts-Avg
LaMarcus Reed	33-33	1009-30.6	179-388	.461	64-166	.386	167-209	.799	22-101	123-3.7	63-0	55	87	12	33	589-17.8
Bo Ingram	33-32	867-26.3	139-333	.417	68-196	.347	77-105	.733	49-91	140-4.2	88-0	23	64	3	22	423-12.8
Kevin Butler	33-32	895-27.1	117-260	.450	20-68	.294	102-146	.699	84-110	194-5.9	89-2	48	63	5	51	356-10.8
Jordan Reeves	33-33	790-23.9	102-186	.548	0-0	.000	96-126	.762	86-172	258-7.8	93-3	28	65	57	21	300-9.1
Jorge Redmon	11-0	184-16.7	24-60	.400	15-35	.429	9-15	.600	3-11	14-1.3	17-0	20	13	0	11	72-6.5
Bradley Gay	33-1	582-17.6	70-175	.400	23-69	.333	43-70	.614	24-64	88-2.7	55-0	32	35	2	24	206-6.2
Cameron Catlett	33-2	633-19.2	70-171	.409	3-15	.200	39-69	.565	29-65	94-2.8	62-0	86	66	4	48	182-5.5
Shaq White-Miller	33-31	665-20.2	49-124	.395	12-31	.387	49-69	.710	17-55	72-2.2	53-1	123	74	0	21	159-4.8
Brandon Edwards	33-1	512-15.5	55-92	.598	5-15	.333	26-48	.542	49-95	144-4.4	58-0	16	24	23	9	141-4.3
Karol Gruszecki	30-0	228-7.6	19-55	.345	15-41	.366	6-14	.429	9-22	31-1.0	20-0	8	16	0	14	59-2.0
Nick Osbourne	12-0	32-2.7	6-14	.429	4-11	.364	0-0	.000	1-2	3-0.3	1-0	0	3	0	4	16-1.3
Stuart Lagerson	31-0	228-7.4	12-26	.462	0-0	.000	10-17	.588	8-28	36-1.2	33-1	3	15	17	2	34-1.1
TEAM									37-54	91-2.8	1		3			
Total	33		842-1884	.447	229-647	.354	624-888	.703	439-859	1298-39.3	632-7	442	531	123	260	2537-76.9
Opponents	33		767-1869	.410	255-764	.334	443-662	.669	377-751	1128-34.2	722-0	480	580	111	234	2232-67.6

SLC Games: 15-1

Home: 8-0

Road: 7-1

Player	G-GS	Min-Avg	FG-FGA	Pct	3P-3PA	Pct	FT-FTA	Pct	Off-Def	Rebs-Avg	PF-FD	Ast	TO	BS	St	Pts-Avg
LaMarcus Reed	16-16	521-32.6	98-202	.485	37-90	.411	94-118	.797	14-53	67-4.2	30-0	24	46	5	19	327-20.4
Kevin Butler	16-15	445-27.8	71-135	.526	10-33	.303	47-75	.627	40-61	101-6.3	38-0	19	27	1	24	199-12.4
Bo Ingram	16-16	430-26.9	60-143	.420	32-88	.364	34-44	.773	18-35	53-3.3	51-0	17	31	1	11	186-11.6
Jordan Reeves	16-16	407-25.4	47-83	.566	0-0	.000	60-76	.789	46-89	135-8.4	44-0	15	36	32	14	154-9.6
Jorge Redmon	1-0	19-19.0	2-5	.400	0-2	.000	3-3	1.000	0-1	1-1.0	1-0	2	4	0	1	7-7.0
Shaq White-Miller	16-16	344-21.5	26-68	.382	5-17	.294	29-34	.853	8-31	39-2.4	20-0	66	37	0	12	86-5.4
Bradley Gay	16-1	291-18.2	29-81	.358	7-30	.233	21-31	.677	8-37	45-2.8	30-0	21	17	1	10	86-5.4
Cameron Catlett	16-0	290-18.1	32-75	.427	0-6	.000	10-21	.476	13-28	41-2.6	33-0	36	35	3	23	74-4.6
Brandon Edwards	16-0	224-14.0	22-41	.537	1-5	.200	9-18	.500	23-40	63-3.9	22-0	5	11	13	3	54-3.4
Karol Gruszecki	16-0	142-8.9	12-35	.343	9-27	.333	2-8	.250	6-12	18-1.1	9-0	5	7	0	7	35-2.2
Stuart Lagerson	14-0	74-5.3	4-9	.444	0-0	.000	3-7	.429	3-13	16-1.1	12-0	0	9	4	1	11-0.8
Nick Osbourne	6-0	13-2.2	1-6	.167	1-5	.200	0-0	.000	0-1	1-0.2	1-0	0	1	0	1	3-0.5
TEAM									25-23	48-3.0			4			
Total	16	3200	404-883	.458	102-303	.337	312-435	.717	204-424	628-39.2	291-0	210	265	60	126	1222-76.4
Opponents	16	3200	367-911	.403	112-339	.330	193-294	.656	186-346	532-33.2	350-0	233	276	48	117	1039-64.9

2011-12 RESULTS

Date	Opponent	Result
Nov. 14	EAST TEXAS BAPTIST	W, 99-64
Nov. 19	LOUISIANA TECH	W, 68-61
Nov. 22	NORTH TEXAS	W, 97-64
Nov. 23	at Baylor	L, 65-75
Nov. 26	SAMFORD	L, 69-71
Nov. 28	UT PAN AMERICAN	W, 92-60
Dec. 6	at Texas	L, 62-80
Dec. 17	at Tulsa	L, 75-80 (OT)
Dec. 20	^at Utah State	L, 69-73
Dec. 21	^vs. Kent State	W, 74-73
Dec. 22	^vs. Saint Peter's	W, 73-68
Dec. 29	at UT Pan American	W, 83-56
Jan. 4	*SE LOUISIANA	W, 85-46
Jan. 7	*NICHOLLS STATE	W, 85-55
Jan. 11	*SAM HOUSTON STATE	W, 66-40
Jan. 14	*at Lamar	W, 91-82
Jan. 18	*at Texas A&M-CC	W, 77-73
Jan. 21	*STEPHEN F. AUSTIN	W, 63-54
Jan. 24	at Houston Baptist	W, 79-74
Jan. 28	*at Texas State	W, 82-79
Feb. 1	*UTSA	W, 67-66
Feb. 4	*at Central Arkansas	W, 69-61
Feb. 8	*at Sam Houston State	W, 75-63
Feb. 11	*TEXAS STATE	W, 73-53
Feb. 15	*at Stephen F. Austin	W, 51-47
Feb. 18	%at Weber State	L, 70-72
Feb. 22	*at McNeese State	W, 93-89
Feb. 25	*NORTHWESTERN STATE	W, 79-70

Date	Opponent	Result
Feb. 29	*TEXAS A&M-CC	W, 78-64
March 3	*at UTSA	L, 88-97
March 7	!vs. Nicholls State	W, 96-48
March 8	!vs. McNeese State	L, 72-92
March 13	#at Washington	L, 72-82

^Athletes in Action Challenge (Logan, Utah)
 *Southland Conference game
 %BracketBusters
 !Southland Conference Tournament (Katy, Texas)
 #National Invitational Tournament
 CAPS-Home Game

2011-12 REVIEW

Record: 24-9
Conference Record: 15-1
Conference Finish: 1st
Postseason: NIT

PERSONNEL CAPSULE

Returning Starters (3)	Pts.	Reb.	Ast.
Kevin Butler, Sr., F	10.8	5.9	1.4
Jordan Reeves, Sr., F	9.1	7.8	1.1
Shaquille White-Miller, Jr., G	4.8	2.2	3.7

Other Letterwinners (4)	Pts.	Reb.	Ast.
Cameron Catlett, Sr., G	5.5	2.8	2.6
Brandon Edwards, Jr., F	4.3	4.4	0.4
Karol Gruszecki, Sr., F	2.0	1.0	0.2
Stuart Lagerson, Jr., C	1.1	1.2	0.1

Starters Lost (2)	Pts.	Reb.	Ast.
Bo Ingram	17.8	3.7	0.7
LaMarcus Reed III	12.8	4.2	0.7

Other Letterwinners Lost (1)	Pts.	Reb.	Ast.
Bradley Gay	6.2	2.7	1.0

Newcomers (5)
 Drew Charles, Fr., G
 Vincent Dillard, Jr., F
 Regar Dowell, Jr., G
 Greg Gainey, Jr., F
 Jamel Outler, So., G
 Deon Rodgers, Fr., F



UTSA ROADRUNNERS

2011-12 (18-14, 10-6 Southland, 3rd-West)

AT A GLANCE

Nickname: Roadrunners
Enrollment: 30,968
Founded: 1969
Joined WAC: July 1, 2012
Colors: Navy Blue, Orange and White
Arena: Convocation Center (2,650 - temporary)

President: Dr. Ricardo Romo
Athletics Director: Lynn Hickey
Deputy AD/SWA: Elizabeth Dalton
Assistant AD/Communications: Kyle Stephens

Men's Basketball SID: Kyle Stephens
SID E-Mail: kyle.stephens@utsa.edu
SID Phone Number: (210) 458-4551
Cell Number: (210) 887-3636
SID Fax Number: (210) 458-4569
Press Row Number: (210) 458-4566

2012-13 SCHEDULE

Date	Opponent	Time
Nov. 1	#SE OKLAHOMA STATE	7:00 p.m.
Nov. 9	^vs. Morgan State	TBA
Nov. 10	^vs. Holy Cross	TBA
Nov. 11	^at Old Dominion	TBA
Nov. 17	USC UPSTATE	2:00 p.m.
Nov. 21	at BYU	7:00 p.m.
Nov. 29	at Oregon (P12 Network)	7:00 p.m.
Dec. 1	at CSU Bakersfield	7:00 p.m.
Dec. 4	at Mississippi State	7:00 p.m.
Dec. 8	at USC Upstate	1:00 p.m.
Dec. 21	at Texas A&M-CC	7:00 p.m.
Dec. 29	*UTAH STATE	6:00 p.m.
Dec. 31	*SAN JOSE STATE	2:00 p.m.
Jan. 3	*at New Mexico State (AV)	7:00 p.m.
Jan. 6	*at Denver	2:00 p.m.
Jan. 10	*UT ARLINGTON	7:00 p.m.
Jan. 12	*LOUISIANA TECH	6:00 p.m.
Jan. 19	*TEXAS STATE	TBA
Jan. 24	*at Seattle U (ROOT)	7:00 p.m.
Jan. 26	*at Idaho	7:05 p.m.
Jan. 31	*DENVER	7:00 p.m.
Feb. 2	*NEW MEXICO STATE	6:00 p.m.
Feb. 7	*at Louisiana Tech	7:00 p.m.
Feb. 9	*at UT Arlington	7:00 p.m.
Feb. 12	CSU BAKERSFIELD	7:00 p.m.
Feb. 16	*at Texas State	TBA
Feb. 22/23	%TBA	TBA
Feb. 28	*IDAHO	7:00 p.m.
March 2	*SEATTLE U	6:00 p.m.
March 7	*at San Jose State	7:00 p.m.
March 9	*at Utah State	7:05 p.m.
March 12-16	WAC Tournament Las Vegas, Nev.	

Exhibition; * WAC Game;
 % ESPN Sears BracketBusters
 ^ Liberty Tax Classic (Norfolk, Va.)
 CAPS-Home game
 All times local/subject to change

- UTSA returns six letterwinners, including a pair of starters, from last year's team that posted an 18-14 overall record and finished third in the Southland Conference West Division with a 10-6 mark.
- The Roadrunners have won 76 games during the last four seasons, the program's most successful such stretch in two decades.
- Last year, UTSA led the Southland Conference in free-throw percentage (.743/32nd, NCAA), 3-point field goal percentage (.394/13th, NCAA) and 3-pointers per game (8.5/16th, NCAA).
- UTSA will be tested on the road this season with only one regular season home game prior to its first-ever WAC contest against Utah State (Dec. 29).
- Junior forward Jeromie Hill, a 6-8 native of Cairns, Australia, is a two-time all-conference performer and ranks 19th on the school's career points list with 855 and 13th with 429 career rebounds..

FAST FACT

The Roadrunners have captured seven conference titles including four tournament crowns, and advanced to the NCAA Tournament four times (1988, 1999, 2004, 2011). In its last appearance in 2011, UTSA defeated Alabama State, 70-61, for the school's first-ever NCAA postseason victory in any sport.

TOP PLAYER/COACH INFORMATION



Jeromie Hill
F, 6-8, 230, Jr.

Earned second-team All-Southland Conference and NABC All-District 23 honors ... was named Southland Student-Athlete of the Year ... averaged 12.5 points and a team-high 6.4 rebounds per game ... shot 48.6 percent from

the floor, including 40.7 percent (35-of-86) from behind the 3-point line, and recorded 48 assists, 30 steals and 22 blocks in starting all 32 contests ... 2011 Southland Conference Freshman of the Year and honorable mention all-conference.



Brooks Thompson
Head Coach

Alma Mater:
 Oklahoma St. (1994)
Overall Record:
 151-105 (.590), 9th year
School Record:
 96-91 (.513), 7th year

Associate Head Coach
 Dan O'Dowd (Bethany, 1986)

Assistant Coaches
 Robert Guster (Missouri-Rolla, 1999)
 Jeff Renegar (Adams State, 2004)

2012-13 ROSTER

No.	Name	Pos.	Ht.	Wt.	Year	Exp.	Hometown (Last School)
0	A.J. Price	G	6-2	175	Fr.	RS	The Colony, Texas/The Colony HS
1	Devon Agusi	G	6-0	170	Sr.	TR	Dallas, Texas/Trinity Valley CC
2	Hjjii Thomas	G	6-3	175	Jr.	TR	Houston, Texas/Navarro College
3	Larry Wilkins	F/C	6-4	250	Sr.	1L	San Antonio, Texas/Midland College
5	Tank Mayberry	C	6-10	295	So.	TR	Corpus Christi, Texas/Navarro College
10	Jeremy Hines	G	6-1	165	So.	HS	Bellaire, Texas/Bellaire HS
11	Michael Hale III	G	5-9	150	Sr.	1L	Federal Way, Wash./North Idaho College
12	Jeromie Hill	F	6-8	230	Jr.	2L	Cairns, Australia/Australian Institute of Sport
15	Lucas O'Brien	C	6-10	220	Fr.	HS	Chandler, Ariz./Perry HS
20	Edrico McGregor	F	6-8	240	Jr.	TR	Nassau, Bahamas/North Idaho College
22	Kannon Burrage	G	6-3	185	Sr.	1L	East Moline, Ill./Des Moines Area (Iowa) CC
24	Phillip Jones	F	6-6	200	Fr.	HS	Freeport, Bahamas/Piney Woods (Miss.) HS
32	Jordan Sims	G/F	6-4	185	Jr.	2L	El Mirage, Ariz./Liberty HS
42	Tyler Wood	F	6-6	230	Jr.	2L	San Antonio, Texas/Madison HS
	*George Matthews	G	6-5	220	So.	TR	Phoenix, Ariz./Utah

* will sit out 2012-13 season per NCAA transfer rules

2011-12 UTSA STATS

All Games: 18-14

Home: 8-5

Road: 8-8

Neutral: 2-1

Player	G-GS	Min-Avg	FG-FGA	Pct	3P-3PA	Pct	FT-FTA	Pct	Off-Def	Rebs-Avg	PF-FD	Ast	TO	BS	St	Pts-Avg
Kannon Burrage	32-4	789-24.7	135-311	.434	43-111	.387	120-152	.789	30-76	106-3.3	61-1	43	54	1	32	433-13.5
Melvin Johnson III	30-21	713-23.8	137-297	.461	69-159	.434	47-56	.839	20-82	102-3.4	47-0	35	61	4	31	390-13.0
Jeromie Hill	32-32	975-30.5	156-321	.486	35-86	.407	53-89	.596	59-145	204-6.4	69-2	48	80	22	30	400-12.5
Michael Hale III	31-24	926-29.9	91-227	.401	44-116	.379	81-109	.743	11-74	85-2.7	61-2	99	58	0	40	307-9.9
Stephen Franklin	32-29	795-24.8	76-153	.497	29-65	.446	58-76	.763	49-101	150-4.7	100-5	66	55	19	49	239-7.5
Igor Nujic	32-5	585-18.3	64-152	.421	13-36	.361	45-59	.763	24-63	87-2.7	64-1	23	40	8	15	186-5.8
Alex Vouyoukas	31-26	548-17.7	68-141	.482	2-5	.400	24-36	.667	36-58	94-3.0	73-2	38	37	36	15	162-5.2
Sei Paye	32-19	738-23.1	38-95	.400	18-48	.375	41-52	.788	16-68	84-2.6	48-0	62	39	2	34	135-4.2
Jordan Sims	30-0	249-8.3	18-47	.383	15-41	.366	4-7	.571	11-17	28-0.9	16-0	6	9	0	10	55-1.8
Ryan Whitehead	7-0	37-5.3	2-6	.333	1-4	.250	4-4	1.000	0-4	4-0.6	3-0	7	1	0	1	9-1.3
Tyler Wood	26-0	165-6.3	8-25	.320	3-19	.158	4-7	.571	6-17	23-0.9	14-0	6	6	5	6	23-0.9
TEAM									37-54	91-2.8	1		3			
Total	32		793-1775	.447	272-690	.394	481-647	.743	299-759	1058-33.1	557-13	433	443	97	263	2339-73.1
Opponents	32		759-1810	.419	252-779	.323	398-595	.669	380-759	1139-35.6	574-7	477	517	99	214	2168-67.8

SLC Games: 10-6

Home: 5-3

Road: 5-3

Player	G-GS	Min-Avg	FG-FGA	Pct	3P-3PA	Pct	FT-FTA	Pct	Off-Def	Rebs-Avg	PF-FD	Ast	TO	BS	St	Pts-Avg
Kannon Burrage	16-3	402-25.1	61-152	.401	21-57	.368	58-73	.795	13-44	57-3.6	24-0	21	30	1	21	201-12.6
Melvin Johnson III	16-13	377-23.6	70-155	.452	34-78	.436	24-30	.800	13-38	51-3.2	30-0	13	32	2	9	198-12.4
Jeromie Hill	16-16	482-30.1	81-157	.516	14-41	.341	31-46	.674	36-64	100-6.3	33-0	29	39	15	13	207-12.9
Michael Hale III	16-13	468-29.3	48-119	.403	26-65	.400	24-37	.649	6-30	36-2.3	25-0	51	35	0	23	146-9.1
Stephen Franklin	16-13	385-24.1	28-67	.418	13-34	.382	25-33	.758	18-57	75-4.7	51-1	32	31	14	25	94-5.9
Igor Nujic	16-4	339-21.2	33-82	.402	7-24	.292	30-38	.789	13-39	52-3.3	35-0	15	20	4	9	103-6.4
Alex Vouyoukas	15-12	242-16.1	25-60	.417	1-4	.250	9-13	.692	16-28	44-2.9	35-1	21	22	20	5	60-4.0
Sei Paye	16-6	351-21.9	22-49	.449	11-25	.440	19-26	.731	13-36	49-3.1	27-0	23	21	0	20	74-4.6
Jordan Sims	14-0	89-6.4	2-10	.200	1-8	.125	1-3	.333	5-7	12-0.9	5-0	1	5	0	5	6-0.4
Ryan Whitehead	5-0	18-3.6	1-3	.333	1-2	.500	1-1	1.000	0-3	3-0.6	2-0	3	1	0	0	4-0.8
Tyler Wood	13-0	72-5.5	3-10	.300	2-9	.222	2-4	.500	4-11	15-1.2	8-0	4	4	2	3	10-0.8
TEAM									18-25	43-2.7	1		1			
Total	16		374-864	.433	131-347	.378	224-304	.737	155-382	537-33.6	276-2	213	241	58	133	1103-68.9
Opponents	16		367-886	.414	112-360	.311	180-280	.643	187-374	561-35.1	282-3	221	258	58	113	1026-64.1

2011-12 RESULTS

Date	Opponent	Result
Nov. 11	at UTEP	W, 73-64
Nov. 15	^vs. Oral Roberts	W, 78-77
Nov. 16	^at Oklahoma State	L, 85-90 (OT)
Nov. 21	#at Colorado State	L, 75-85
Nov. 22	#vs. Fresno State	W, 83-79
Nov. 26	Pepperdine	L, 64-70 (OT)
Nov. 27	Cameron	W, 76-48
Nov. 30	at San Jose State	L, 66-72
Dec. 5	at Samford	W, 74-52
Dec. 20	at Houston	L, 75-77
Dec. 22	at Troy	W, 76-70
Dec. 28	UC Riverside	L, 65-70
Jan. 1	Bowling Green	W, 86-79 (OT)
Jan. 4	*Nicholls	W, 91-50
Jan. 8	*at Sam Houston State	W, 62-60
Jan. 11	*A&M-Corpus Christi	L, 49-50
Jan. 14	*at Stephen F. Austin	W, 59-52
Jan. 18	*Northwestern State	W, 80-62
Jan. 21	*at Texas State	W, 80-75
Jan. 25	Jarvis Christian	W, 115-49
Jan. 28	*Sam Houston State	W, 78-66
Feb. 1	*at UT Arlington	L, 66-67
Feb. 4	*at Lamar	L, 66-80
Feb. 8	*Southeastern Louisiana	W, 59-51
Feb. 11	*Stephen F. Austin	L, 51-59
Feb. 15	*at McNeese State	L, 54-58
Feb. 18	%at Georgia State	L, 71-82
Feb. 25	*Texas State	L, 52-66

Date	Opponent	Result
Feb. 29	*at Central Arkansas	W, 73-60
March 3	*UT Arlington	W, 97-88
March 7	%vs. McNeese State	L, 74-78 (OT)

^Dick's Sporting Goods NIT Season Tip-Off (Stillwater, Okla.)
 #Dick's Sporting Goods NIT Season Tip-Off (Fort Collins, Colo.)
 *Southland Game
 \$Southland Tournament (Katy, Texas)
 %ESPN Sears BracketBusters
 CAPS-Home Game

2011-12 REVIEW

Record: 18-14
Conference Record: 10-6
Conference Finish: 8th
Postseason: Southland Tournament

PERSONNEL CAPSULE

Returning Starters (2)	Pts.	Reb.	Ast.
Jeromie Hill, Jr., F	12.5	6.4	1.5
Michael Hale III, Sr., G	9.9	2.7	3.2

Other Letterwinners (4)	Pts.	Reb.	Ast.
Kannon Burrage, Sr., G	13.5	3.3	1.3
Jordan Sims, Jr., G/F	1.8	0.9	0.2
Larry Wilkins, Sr., F/C	Sat out 2011-12		
Tyler Wood, Jr., F	0.9	0.9	0.2

Starters Lost (3)	Pts.	Reb.	Ast.
Melvin Johnson III	13.0	3.4	1.2
Stephen Franklin	7.5	4.7	2.0
Alex Vouyoukas	5.2	3.0	1.2

Other Letterwinners Lost (3)	Pts.	Reb.	Ast.
Igor Nujic	5.8	2.7	0.7
Sei Paye	4.2	2.6	1.9
Ryan Whitehead	1.3	0.6	1.0

Newcomers (9)
 Devon Agusi, Sr., G
 Jeremy Hines, So., G
 Phillip Jones, Fr., F
 George Matthews, So., G
 Tank Mayberry, So., C
 Edrico McGregor, Jr., F
 Lucas O'Brien, Fr., C
 A.J. Price, Fr., G
 Hyjii Thomas, Jr., G



TEXAS STATE BOBCATS

2011-12 (13-17, 5-11 Southland, 5th-West)

AT A GLANCE

Nickname: Bobcats
Enrollment: 35,000
Founded: 1899
Joined WAC: July 1, 2012
Colors: Maroon and Gold
Arena: Strahan Coliseum (7,200)

President: Dr. Denise M. Trauth
Athletics Director: Dr. Larry Teis
Associate AD/SWA: Tracy Shoemake
Assistant AD/Sports Info: Rick Poulter

Men's Basketball SID: Denise Thompson
SID E-Mail: denise28@txstate.edu
SID Phone Number: (512) 245-2988
Cell Number: (512) 216-3440
SID Fax Number: (512) 245-2967
Press Row Number: (512) 245-5532

2012-13 SCHEDULE

Date	Opponent	Time
Nov. 9	FORDHAM	7:00 p.m.
Nov. 13	UT-TYLER	7:00 p.m.
Nov. 17	SMU	7:00 p.m.
Nov. 22	^vs. Charlotte (TV)	10:30 p.m.
Nov. 23	^vs. TBD	TBA
Nov. 24	^vs. TBD	TBA
Nov. 30	UTAH	7:00 p.m.
Dec. 5	ORAL ROBERTS	7:00 p.m.
Dec. 8	UT PAN AMERICAN	TBA
Dec. 15	at Texas (TV)	TBA
Dec. 17	at Northwestern (TV)	TBA
Dec. 20	at Central Michigan	TBA
Dec. 29	*SAN JOSE STATE	TBA
Dec. 31	*UTAH STATE	4:00 p.m.
Jan. 3	*at Denver	7:00 p.m.
Jan. 5	*at New Mexico State (AV)	7:00 p.m.
Jan. 10	*LOUISIANA TECH	TBA
Jan. 12	*UT ARLINGTON	TBA
Jan. 19	*UTSA	6:00 p.m.
Jan. 24	*at Idaho	7:05 p.m.
Jan. 26	*at Seattle U	TBA
Jan. 31	*NEW MEXICO STATE	TBA
Feb. 2	*DENVER	TBA
Feb. 7	*at UT Arlington	7:00 p.m.
Feb. 9	*at Louisiana Tech	7:00 p.m.
Feb. 16	*UTSA	TBA
Feb. 22/23	%at TBA	TBA
Feb. 28	*SEATTLE U	TBA
March 2	*IDAHO	TBA
March 7	*at Utah State	7:05 p.m.
March 9	*at San Jose State	7:00 p.m.
March 12-16	WAC Tournament	Las Vegas, Nev.


^Great Alaskan Shootout (Anchorage, Ala.)
 %ESPN BracketBuster; AV-AggieVision TV
 *WAC Game; CAPS-Home game
 All times local/subject to change

- Doug Davalos enters his seventh season at the helm of the Texas State basketball program.
- The Bobcats have ranked in the top 25 in the nation in scoring offense for the past five years.
- The Bobcats have three returning starters, and eight returning letterman. Texas State has eight newcomers.
- Look for Joel Wright, Corey Stern, and Darius Richardson (all Division I transfers) to make an immediate impact for the Bobcats. Texas State is known for scoring a lot of points, and the 2012-13 season should bring the same outcome.
- Davalos is the sixth-most winningest coach in Texas State history with 80 career wins.
- Matt Staff is tied for fifth all-time in career blocked shots (56) and recorded 44 last season for the third-most in a single season.
- Since Davalos' arrival, Texas State has averaged 76.4 points or more each season.
- Texas State has posted four straight winning seasons at home.

FAST FACT

Senior Matt Staff, an All-Southland Third Team selection will guide the Bobcats this season. Joining him is senior point guard Vonn Jones, who finished last season with the ninth-most steals in a single season at Texas State with 52.

TOP PLAYER/COACH INFORMATION



Matt Staff
F, 6-10, 235, Sr.

Played in 30 games and earned a team-high 29 starts last season ... named All-Southland Conference third team ... earned College Sports Madness Southland second team honors ... led the Bobcats with an average of 13.3 points per game and 7.9 rebounds per game ... posted eight double-doubles ... recorded a career-high 28 points against UTSA (Feb. 25) ... had a career-high of 14 rebounds versus Texas Lutheran (Nov. 11) ... scored in double figures 22 times ... had 10 double figure rebounding games.



Doug Davalos
Head Coach

Alma Mater:
 Houston, 1994
Overall Record:
 152-136 (.528), 11th year
School Record:
 80-101 (.442), 7th year

Assistant Coaches

Rob Flaska (Michigan Tech, 1982)
 Eric Brand (Bethel, 2000)
 Jason Burton (Austin College, 2007)

2012-13 ROSTER

No.	Name	Pos.	Ht.	Wt.	Year	Exp.	Hometown (Last School)
0	Phil Hawkins	G	6-0	195	Jr.	TR	Washington D.C. (Paris JC)
1	Vonn Jones	G	5-11	165	Sr.	1L	Hartland, Mich. (Lamar State-PA)
2	Reid Koenen	F	6-7	200	Jr.	2L	Racine, Wisc. (Prairie HS)
4	Ray Dorsey	F	6-3	170	Fr.	HS	Lewisville, Texas (Lewisville HS)
5	Corey Stern	F	6-7	220	Jr.	TR	Seattle, Wash. (Howard JC)
10	Wesley Davis	G	6-3	185	So.	1L	Arlington, Texas (Mansfield Summit HS)
13	Darius Richardson	G	6-4	205	So.	TR	Fort Bend, Texas (Baton Rouge CC)
20	Dante Bachus	F	6-7	230	So.	1L	Houston, Texas (Sam Houston HS)
21	Matt Staff	F	6-10	235	Sr.	2L	Houston, Texas (New Mexico)
22	Basil Brown	F	6-5	195	R-So.	1L	Dallas, Texas (Richardson Berkner HS)
25	Joel Wright	F	6-7	225	Jr.	TR	Brooklyn, N.Y. (Blinn College)
30	Gordon Ball	F	6-8	240	Sr.	1L	Houston, Texas (Lamar State-PA)
44	Nick Hinton	F	6-9	225	R-So.	1L	Frisco, Texas (Wakeland HS)
	Deonte' Jones	G	6-2	180	Jr.	TR	Charleston, Mo. (Highland CC)
	Jeffrey Nwankwo	F	6-7	225	So.	HS	Houston, Texas (Hightower HS)
	Justin Tanton	G	6-3	210	Sr.	HS	Dripping Springs, Texas (Dripping Springs HS)

2011-12 TEXAS STATE STATS

All Games: 13-17

Home: 9-5

Road: 3-11

Neutral: 1-1

Player	G-GS	Min-Avg	FG-FGA	Pct	3P-3PA	Pct	FT-FTA	Pct	Off-Def	Rebs-Avg	PF-FD	Ast	TO	BS	St	Pts-Avg
Matt Staff	30-29	758-25.3	158-301	.525	24-56	.429	59-75	.787	67-170	237-7.9	83-2	49	59	44	15	399-13.3
Brooks Ybarra	30-28	759-25.3	125-254	.492	63-141	.447	62-77	.805	31-71	102-3.4	59-1	40	42	14	38	375-12.5
Eddie Rios	23-13	487-21.2	79-198	.399	37-100	.370	43-54	.796	6-38	44-1.9	32-0	54	48	1	26	238-10.3
Travis Jones	29-18	661-22.8	82-212	.387	45-118	.381	29-48	.604	40-78	118-4.1	70-2	26	35	3	18	238-8.2
Vonn Jones	30-16	753-25.1	70-187	.374	21-74	.284	71-99	.717	19-38	57-1.9	55-0	118	58	2	52	232-7.7
Reid Koenen	30-15	571-19.0	69-157	.439	25-70	.357	52-63	.825	28-59	87-2.9	87-4	24	38	6	14	215-7.2
Wesley Davis	29-13	592-20.4	66-170	.388	16-62	.258	48-74	.649	22-47	69-2.4	53-2	39	31	8	47	196-6.8
John Bowman	29-15	562-19.4	59-136	.434	5-22	.227	31-48	.646	32-34	66-2.3	43-2	37	55	2	10	154-5.3
Gordon Ball	27-0	203-7.5	29-65	.446	0-4	.000	9-16	.563	27-45	72-2.7	52-0	6	25	0	6	67-2.5
Basil Brown	20-0	153-7.7	13-31	.419	1-9	.111	19-25	.760	7-18	25-1.3	13-0	12	11	1	8	46-2.3
Luke Mergerson	9-0	73-8.1	5-14	.357	0-0	.000	10-14	.714	6-14	20-2.2	7-0	2	1	1	2	20-2.2
Nick Hinton	23-2	199-8.7	19-60	.317	2-6	.333	7-19	.368	10-20	30-1.3	44-0	3	22	10	4	47-2.0
Jordan Kirschke	17-0	68-4.0	6-18	.333	6-13	.462	9-15	.600	2-1	3-0.2	11-0	5	6	0	3	27-1.6
Dante Bachus	19-1	107-5.6	11-27	.407	0-0	.000	5-10	.500	4-20	24-1.3	14-0	2	7	4	3	27-1.4
Xavier Dade	17-0	54-3.2	5-12	.417	0-4	.000	1-2	.500	0-8	8-0.5	5-0	2	3	0	1	11-0.6
TEAM									60-62	122-4.1	1					
Total	30		796-1842	.432	245-679	.361	455-639	.712	361-723	1084-36.1	629-13	419	443	96	247	2292-76.4
Opponents	30		776-1739	.446	177-504	.351	514-770	.668	374-790	1164-38.8	614-0	430	527	96	212	2243-74.8

SLC Games: 5-11

Home: 3-5

Road: 2-6

Player	G-GS	Min-Avg	FG-FGA	Pct	3P-3PA	Pct	FT-FTA	Pct	Off-Def	Rebs-Avg	PF-FD	Ast	TO	BS	St	Pts-Avg
Matt Staff	16-15	459-28.7	88-167	.527	16-36	.444	33-41	.805	28-110	138-8.6	40-2	29	37	28	9	225-14.1
Brooks Ybarra	16-15	450-28.1	66-135	.489	36-79	.456	29-40	.725	17-39	56-3.5	38-1	24	24	10	21	197-12.3
Eddie Rios	10-3	210-21.0	30-81	.370	11-37	.297	15-19	.789	4-16	20-2.0	19-0	16	22	0	16	86-8.6
Travis Jones	15-13	371-24.7	47-119	.395	28-71	.394	10-20	.500	14-40	54-3.6	41-2	13	17	2	6	132-8.8
Vonn Jones	16-12	469-29.3	43-110	.391	12-42	.286	35-49	.714	11-23	34-2.1	33-0	64	39	0	30	133-8.3
Reid Koenen	16-7	308-19.3	38-78	.487	14-35	.400	20-22	.909	16-39	55-3.4	43-2	16	26	3	6	110-6.9
Wesley Davis	16-8	347-21.7	34-101	.337	9-38	.237	29-44	.659	11-23	34-2.1	32-1	16	23	5	29	106-6.6
John Bowman	15-6	281-18.7	24-68	.353	1-10	.100	15-24	.625	17-18	35-2.3	20-0	19	31	0	4	64-4.3
Gordon Ball	13-0	91-7.0	9-23	.391	0-2	.000	6-9	.667	10-20	30-2.3	20-0	2	8	0	1	24-1.8
Basil Brown	7-0	46-6.6	4-12	.333	0-4	.000	4-4	1.000	1-4	5-0.7	3-0	5	3	0	2	12-1.7
Nick Hinton	13-1	89-6.8	6-18	.333	1-1	1.000	2-6	.333	7-4	11-0.8	24-0	2	12	5	0	15-1.2
Jordan Kirschke	9-0	40-4.4	2-8	.250	2-6	.333	7-11	.636	2-1	3-0.3	6-0	3	6	0	2	13-1.4
Dante Bachus	7-0	19-2.7	1-3	.333	0-0	.000	2-4	.500	0-4	4-0.6	2-0	0	1	1	0	4-0.6
Xavier Dade	8-0	20-2.5	1-4	.250	0-2	.000	0-0	.000	0-5	5-0.6	1-0	1	1	0	0	2-0.3
TEAM									33-40	73-4.6	0					
Total	16		393-927	.424	130-363	.358	207-293	.706	171-386	557-34.8	322-8	210	250	54	126	1123-70.2
Opponents	16		402-923	.436	83-268	.310	263-395	.666	208-416	624-39.0	297-0	224	264	55	127	1150-71.9

2011-12 RESULTS

Date	Opponent	Result
Nov. 11	TEXAS LUTHERAN	W, 101-60
Nov. 15	HOWARD PAYNE	W, 96-55
Nov. 18	^vs. Toledo	W, 94-91
Nov. 19	^at Texas Pan-American	L, 77-79
Nov. 20	vs. USC Upstate	L, 74-82
Nov. 27	NW OKLAHOMA STATE	W, 74-72
Dec. 3	HOUSTON BAPTIST	W, 103-76
Dec. 6	HOUSTON	W, 81-78
Dec. 10	at Texas	L, 52-86
Dec. 20	at Long Island	L, 84-100
Dec. 22	at Fordham	L, 70-81
Dec. 28	HOUSTON-TILLOTSON	W, 99-47
Dec. 30	at Houston	L, 71-94
Jan. 4	*STEPHEN F. AUSTIN	L, 65-66
Jan. 7	*at Northwestern State	L, 68-83
Jan. 14	*MCNEESE STATE	W, 82-73
Jan. 18	*at Sam Houston State	L, 68-71
Jan. 21	*UTSA	L, 75-80
Jan. 25	*at Texas A&M-CC	L, 68-74
Jan. 28	*UT ARLINGTON	L, 79-82
Feb. 1	*at Stephen F. Austin	L, 63-71
Feb. 4	*at Nicholls State	L, 75-96
Feb. 8	*CENTRAL ARKANSAS	W, 94-63
Feb. 11	*at UT Arlington	L, 53-73
Feb. 15	*TEXAS A&M-CC	W, 79-61
Feb. 18	at South Dakota	W, 93-92
Feb. 22	*at Southeastern Louisiana	W, 62-61
Feb. 25	*at UTSA	W, 66-52

Date	Opponent	Result
Feb. 29	*LAMAR	L, 65-81
March 3	*SAM HOUSTON STATE	L, 61-63

^UT Pan American Tournament (Edinburg, Texas)
*Southland Conference Game
CAPS-Home Game

2011-12 REVIEW

Record: 13-17
Conference Record: 5-11
Conference Finish: 5th-West
Postseason: None

PERSONNEL CAPSULE

Returning Starters (3)	Pts.	Reb.	Ast.
Matt Staff, Sr., F	13.3	7.9	1.6
Vonn Jones, Sr., G	7.7	1.9	3.9
Reid Koenen, Jr., F	7.2	2.9	0.8

Other Letterwinners (5)	Pts.	Reb.	Ast.
Wesley Davis, So., G	6.8	2.4	1.3
Gordon Ball, Sr., F	2.5	2.7	0.2
Basil Brown, So., F	2.3	1.3	0.6
Nick Hinton, So., F	2.0	1.3	0.1
Dante Bachus, So., F	1.4	1.3	0.1

Starters Lost (3)	Pts.	Reb.	Ast.
Brooks Ybarra	12.5	3.4	1.3
Eddie Rios	10.3	1.9	2.3
Travis Jones	8.2	4.1	0.9

Other Letterwinners Lost (4)	Pts.	Reb.	Ast.
John Bowman	5.3	2.3	1.3
Luke Mergerson	2.2	2.2	0.2
Jordan Kirschke	1.6	0.2	0.3
Xavier Dade	0.6	0.5	0.1

Newcomers (8)	
Phil Hawkins, Jr., G	Jeffrey Nwankwo, So., F
Ray Dorsey, Fr., F	Justin Tanton, Sr., G
Corey Stern, Jr., F	
Darius Richardson, So., G	
Joel Wright, Jr., F	
Deonte Jones, Jr., G	



UTAH STATE AGGIES

2011-12 (21-16, 8-6 WAC, 4th)

AT A GLANCE

Nickname: Aggies
Enrollment: 28,994
Founded: 1888
Joined WAC: July 1, 2005
Colors: Navy Blue, White and Pewter
Arena: Dee Glen Smith Spectrum (10,270)

President: Dr. Stan Albrecht
Athletics Director: Scott Barnes
Executive Associate AD/SWA: Jana Doggett
Asst. AD/Media Relations: Doug Hoffman

Men's Basketball SID: Zach Fisher
SID E-Mail: zach.fisher@usu.edu
SID Phone Number: (435) 797-2066
Cell Number: (435) 213-0318
SID Fax Number: (435) 797-2615
Press Row Number: (435) 797-1686

2012-13 SCHEDULE

Date	Opponent	Time
Oct. 26	#GRAND CANYON	7:05 p.m.
Nov. 3	#SIMON FRASER	7:05 p.m.
Nov. 10	IDAHO STATE	7:05 p.m.
Nov. 15	SAINT MARY'S	7:05 p.m.
Nov. 17	TEXAS A&M-CC	7:05 p.m.
Nov. 24	WEBER STATE	7:05 p.m.
Nov. 28	at Santa Clara	7:00 p.m.
Dec. 5	at Brigham Young	7:05 p.m.
Dec. 8	WESTERN OREGON	7:05 p.m.
Dec. 15	at Utah Valley	7:05 p.m.
Dec. 20	NICHOLLS STATE	8:05 p.m.
Dec. 21	UC DAVIS	8:05 p.m.
Dec. 22	SOUTHERN ILLINOIS	8:05 p.m.
Dec. 29	*at UTSA	5:00 p.m.
Dec. 31	*at Texas State	4:00 p.m.
Jan. 3	*SEATTLE	7:05 p.m.
Jan. 5	*IDAHO	7:05 p.m.
Jan. 11	*SAN JOSE STATE	7:05 p.m.
Jan. 17	*at New Mexico State	7:00 p.m.
Jan. 19	*at Denver	4:30 p.m.
Jan. 24	*UT ARLINGTON	7:05 p.m.
Jan. 26	*LOUISIANA TECH	7:05 p.m.
Jan. 31	*at Idaho	7:00 p.m.
Feb. 2	*at Seattle U (ROOT)	7:00 p.m.
Feb. 8	*at San Jose State	7:00 p.m.
Feb. 14	*DENVER	7:05 p.m.
Feb. 16	*NM STATE (ESPNU)	9:00 p.m.
Feb. 22/23	%TBA	TBA
Feb. 28	*at Louisiana Tech	7:00 p.m.
March 2	*at UT Arlington	6:00 p.m.
March 7	*TEXAS STATE	7:05 p.m.
March 9	*UTSA	7:05 p.m.
March 12-16	WAC Tournament	Las Vegas, Nev.

Exhibition
 * WAC Game; CAPS - Home game
 % ESPN BracketBusters
 ^ World Vision Challenge (Logan, Utah)
 All times local/subject to change

- Utah State returns three starters among five lettermen from last year's team that finished the season with a 21-16 record, advancing to the championship game of the Colleg Insider.com Tournament (CIT).
- Headlining the returners is junior guard Preston Medlin, who averaged 17.0 points per game to go with 4.4 rebounds per contest, and was named first-team all-WAC in 2012, marking the 13th-straight year that Utah State has had at least one player earn first-team all-conference honors.
- Utah State led the WAC in attendance in 2012 averaging 8,406 fans per game, including three sellouts during the season.
- USU head coach Stew Morrill has now won at least 20 games 17 times in his career and at least 17 games 23 times. In his 14 years at USU, he has posted an amazing 345-119 (.744) record, including a 175-55 (.761) league mark.
- Utah State's most experienced position heading into the 2012-13 season will be at power forward as it returns two proven players here from a year ago including senior starter Kyisean Reed, who was named to the league's all-newcomer team a year ago as he averaged 10.0 points, 5.1 rebounds and 1.1 blocked shots per game.

FAST FACT

Utah State accepted a bid to participate in the fourth-annual Colleg Insider.com Postseason Tournament (CIT) last season, extending its postseason run to 13 straight years.

TOP PLAYER/COACH INFORMATION



Preston Medlin
G, 6-4, 175, Jr.

Became just the second sophomore in school history along with Nate Harris in 2004 to earn first-team all-conference honors ... was also named to the National Association of Basketball Coaches (NABC) District 6 second team as he finished the year averaging 17.0 points, 4.4 rebounds and 3.4 assists per game, while shooting 49.6 percent from the field, 42.8 percent from three-point range and 80.1 percent at the free throw line in 35.2 minutes per game ... started all 37 games during the year to set a single-season school record for games played and started in ... tallied a career-high 32 points against Idaho (2/24), scoring 27 of his 32 points in the second-half.



Stew Morrill
Head Coach

Alma Mater:
 Gonzaga, 1974
Overall Record:
 563-257 (.687)
27th year
School Record:
 345-119 (.744),
 15th year

Associate Coach

Tim Duryea (North Texas, 1988)

Assistant Coaches

Chris Jones (Utah, 1994)
 Tarvish Felton (Southern Utah, 1999)

2012-13 ROSTER

No.	Name	Pos.	Ht.	Wt.	Year	Exp.	Hometown (Last School)
0	Marcel Davis	G	6-2	180	Fr.	HS	American Fork, Utah (American Fork HS)
1	Ben Clifford	F	6-7	220	So.	1L	South Jordan, Utah (Bingham HS)
2	Quinn Taylor	G/F	6-6	170	Fr.	HS	Houston, Texas (Langham Creek HS)
4	Matt Lopez	C	6-11	245	So.	TR	Erial, N.J. (Washington Township/LaSalle)
5	Jarred Shaw	F/C	6-10	235	Jr.	RS	Dallas, Texas (Oklahoma State)
12	Danny Berger	G/F	6-6	205	Jr.	1L	Medford, Ore. (Chemeketa CC)
13	Preston Medlin	G	6-4	175	Jr.	2L	Carrollton, Texas (Hebron HS)
15	Marvin Jean	F	6-4	190	Jr.	JC	Harriman, N.Y. (Sullivan CC)
20	TeNale Roland	G	6-1	170	Jr.	JC	Louisville, Ky. (Rend Lake College)
21	Spencer Butterfield	G/F	6-3	205	Jr.	JC	Loomis, Calif. (Yuba CC)
24	Riley Bradshaw	G	6-2	180	Fr.	HS	Corvallis, Mont. (Corvallis HS)
25	Jordan Stone	C	6-10	270	So.	1L	Smithfield, Utah (Sky View HS)
30	Sean Harris	F	6-7	220	Jr.	JC	Rocklin, Calif. (Yuba CC)
32	Quincy Bair	G/F	6-5	180	Fr.	HS	American Fork, Utah (American Fork HS)
34	Kyisean Reed	F	6-6	215	Sr.	1L	Palmdale, Calif. (Antelope Valley JC)

2011-12 UTAH STATE STATS

All Games: 21-16

Home: 17-5

Road: 4-10

Neutral: 0-1

Player	G-GS	Min-Avg	FG-FGA	Pct	3P-3PA	Pct	FT-FTA	Pct	Off-Def	Rebs-Avg	PF-FD	Ast	TO	BS	St	Pts-Avg
Preston Medlin	37-37	1302-35.2	204-411	.496	95-222	.428	125-156	.801	5-159	164-4.4	55-1	124	73	5	26	628-17.0
Brockeith Pane	37-35	1194-32.3	164-405	.405	29-96	.302	108-139	.777	14-97	111-3.0	88-4	159	107	7	27	465-12.6
Kyisean Reed	36-28	900-25.0	135-220	.614	0-1	.000	91-134	.679	65-117	182-5.1	109-4	21	47	41	20	361-10.0
Morgan Grim	37-37	1031-27.9	125-220	.568	0-0	.000	88-132	.667	74-151	225-6.1	126-6	39	61	32	11	338-9.1
Brady Jardine	3-3	73-24.3	10-20	.500	0-0	.000	3-7	.429	4-19	23-7.7	5-0	0	5	1	1	23-7.7
Danny Berger	31-25	800-25.8	64-172	.372	36-98	.367	40-52	.769	26-78	104-3.4	62-0	73	35	1	15	204-6.6
Ben Clifford	36-4	603-16.8	58-114	.509	7-18	.389	35-48	.729	44-82	126-3.5	89-2	13	30	17	16	158-4.4
Mitch Bruneel	36-9	535-14.9	54-110	.491	22-55	.400	17-28	.607	29-35	64-1.8	39-0	25	23	4	12	147-4.1
E.J. Farris	33-1	305-9.2	31-89	.348	7-36	.194	22-23	.957	2-38	40-1.2	18-0	26	29	1	9	91-2.8
Steven Thornton	7-2	98-14.0	8-19	.421	2-7	.286	1-2	.500	5-4	9-1.3	16-1	1	7	2	3	19-2.7
Jordan Stone	34-2	317-9.3	26-43	.605	0-0	.000	18-37	.486	30-56	86-2.5	36-0	4	11	4	3	70-2.1
Adam Thoseby	28-2	225-8.0	16-59	.271	10-32	.313	3-8	.375	0-12	12-0.4	10-0	11	13	4	3	45-1.6
Igor Premasunac	13-0	42-3.2	1-5	.200	0-1	.000	0-0	.000	0-8	8-0.6	11-0	1	6	0	0	2-0.2
TEAM									39-41	80-2.2	1		2			
Total	37		896-1887	.475	208-566	.367	551-766	.719	337-897	1234-33.4	665-18	497	449	119	146	2551-68.9
Opponents	37		863-2078	.415	231-701	.330	443-664	.667	442-767	1209-32.7	686-17	457	400	84	211	2400-64.9

WAC Games: 8-6

Home: 5-2

Road: 3-4

Player	G-GS	Min-Avg	FG-FGA	Pct	3P-3PA	Pct	FT-FTA	Pct	Off-Def	Rebs-Avg	PF-FD	Ast	TO	BS	St	Pts-Avg
Preston Medlin	14-14	502-35.9	87-166	.524	42-91	.462	43-51	.843	0-60	60-4.3	19-0	37	26	3	9	259-18.5
Brockeith Pane	14-14	462-33.0	68-161	.422	11-38	.289	31-38	.816	6-41	47-3.4	28-0	65	38	2	7	178-12.7
Kyisean Reed	14-13	370-26.4	57-92	.620	0-1	.000	29-45	.644	27-54	81-5.8	44-1	12	21	21	7	143-10.2
Morgan Grim	14-14	394-28.1	43-70	.614	0-0	.000	27-44	.614	21-52	73-5.2	46-1	15	16	12	3	113-8.1
Danny Berger	14-13	356-25.4	22-69	.319	12-38	.316	10-20	.500	9-34	43-3.1	23-0	34	18	0	5	66-4.7
Ben Clifford	14-1	239-17.1	23-43	.535	1-4	.250	16-18	.889	15-27	42-3.0	41-2	3	8	11	5	63-4.5
Mitch Bruneel	13-1	189-14.5	18-35	.514	13-22	.591	3-8	.375	10-11	21-1.6	16-0	8	7	2	6	52-4.0
E.J. Farris	14-0	142-10.1	15-45	.333	3-19	.158	10-10	1.000	0-22	22-1.6	5-0	11	14	1	4	43-3.1
Jordan Stone	12-0	100-8.3	7-9	.778	0-0	.000	1-9	.111	7-18	25-2.1	14-0	2	3	0	1	15-1.3
Igor Premasunac	6-0	18-3.0	1-2	.500	0-0	.000	0-0	.000	0-3	3-0.5	2-0	0	1	0	0	2-0.3
Adam Thoseby	7-0	28-4.0	1-12	.083	0-6	.000	0-0	.000	0-1	1-0.1	0-0	2	2	0	1	2-0.3
TEAM									17-19	36-2.6	0		2			
Total	14		342-704	.486	82-219	.374	170-243	.700	112-342	454-32.4	238-4	189	156	52	48	936-66.9
Opponents	14		331-787	.421	82-255	.322	153-242	.632	163-286	449-32.1	238-6	174	125	26	75	897-64.1

2011-12 RESULTS

Date	Opponent	Result
Nov. 11	BRIGHAM YOUNG	W, 69-62
Nov. 15	at Weber State	L, 63-73
Nov. 19	SOUTHERN UTAH	W, 65-62
Nov. 22	at Texas A&M CC	L, 55-58 (OT)
Nov. 26	at Idaho State	W, 75-62
Nov. 30	DENVER	L, 54-67
Dec. 3	at Pacific	L, 57-65
Dec. 6	UTAH VALLEY	W, 63-54
Dec. 10	at Wichita State	L, 76-83
Dec. 17	SEATTLE	W, 78-53
Dec. 20	^UT ARLINGTON	W, 73-69
Dec. 21	^SAINT PETER'S	W, 72-47
Dec. 22	^KENT STATE	W, 81-62
Dec. 31	at #14 Mississippi State	L, 64-66
Jan. 5	*FRESNO STATE (WSN)	W, 72-53
Jan. 7	*NEVADA (WSN)	L, 71-78
Jan. 12	*at New Mexico State	L, 60-80
Jan. 14	*at Louisiana Tech	W, 69-65
Jan. 19	at Seattle U	L, 66-73
Jan. 21	*at Idaho	L, 54-57
Jan. 26	*HAWAII (ERT)	W, 77-72
Jan. 28	*SAN JOSE STATE	W, 82-65
Feb. 2	*at Nevada	L, 52-53
Feb. 4	*at Fresno State	L, 54-60
Feb. 9	*LOUISIANA TECH (ERT)	W, 77-63
Feb. 11	*NEW MEXICO ST. (ESPN2)	L, 69-80
Feb. 14	MONTANA TECH	W, 70-58
Feb. 18	%UC SANTA BARBARA	L, 64-72

Date	Opponent	Result
Feb. 24	*IDAHO	W, 67-50
March 1	*at San Jose State	W, 71-61
March 3	*at Hawai'i	W, 61-60
March 8	\$vs. No. 5 Louisiana Tech	L, 70-72
March 14	#CSU BAKERSFIELD	W, 75-69
March 17	#IDAHO	W, 76-56
March 21	#LOYOLA MARYMOUNT	W, 77-69
March 25	#OAKLAND	W, 105-81
March 28	#MERCER (FoxCollege)	L, 67-70
* WAC Game		
CAPS - Home game		
% ESPN Sears BracketBusters		
WSN-WAC Sports Network		
^ Athletes in Action Classic (Logan, Utah)		
\$ WAC Tournament (Las Vegas, Nev.)		
# ColleagueInsider.com Tournament		

2011-12 REVIEW

Record:	21-16
Conference Record:	8-6
Conference Finish:	4th
Postseason:	CIT Runner-Up

PERSONNEL CAPSULE

Returning Starters (3)	Pts.	Reb.	Ast.
Preston Medlin, Jr., G	17.0	4.4	3.4
Kyisean Reed, Sr., F	10.0	5.1	0.6
Danny Berger, Jr., G/F	6.6	3.4	2.3

Other Letterwinners (2)	Pts.	Reb.	Ast.
Ben Clifford, So., F	4.4	3.5	0.3
Jordan Stone, So., C	2.1	2.5	0.1

Starters Lost (2)	Pts.	Reb.	Ast.
Brockeith Pane	12.6	3.0	4.2
Morgan Grim	9.1	6.1	1.0

Other Letterwinners Lost (3)	Pts.	Reb.	Ast.
Mitch Bruneel	4.1	1.8	0.6
E.J. Farris	2.8	1.2	0.7
Adam Thoseby	1.6	0.4	0.3

Newcomers (10)

Marcel Davis, Fr., G
Quinn Taylor, Fr., G/F
Matt Lopez, So., C
Jarred Shaw, Jr., F/C
Marvin Jean, Jr., F
TeNale Roland, Jr., G
Spencer Butterfield, Jr., G/F
Riley Bradshaw, Fr., G
Sean Harris, Jr., F
Quincy Bair, Fr., G/F

2011-12 INDIVIDUAL STATISTICS • ALL GAMES

To be ranked, a player must appear in at least 75.0% of their team's games.

SCORING

##	Player-Team	Cl	G	FG	3FG	FT	Pts	Avg/G
1.	McKines, Wendell-NMSU	SR	35	233	51	136	653	18.7
2.	Olekaibe, Kevin-FS	SO	33	189	92	118	588	17.8
3.	Medlin, Preston-USU	SO	37	204	95	125	628	17.0
4.	Kinney, James-SJSU	JR	31	170	86	64	490	15.8
5.	Burton, Deonte-NEV	SO	35	147	58	165	517	14.8
6.	Joaquim, Vander-UH	JR	32	172	0	114	458	14.3
7.	Story, Malik-NEV	JR	35	166	94	69	495	14.1
8.	Johnson, Zane-UH	SR	29	125	82	74	406	14.0
9.	Appleby, Raheem-LTU	FR	32	173	40	60	446	13.9
10.	Czyz, Olek-NEV	SR	35	180	16	108	484	13.8

REBOUNDING

##	Player-Team	Cl	G	OFF	DEF	TOT	Avg/G
1.	McKines, Wendell-NMSU	SR	35	119	255	374	10.7
2.	Hunt, Dario-NEV	SR	35	130	208	338	9.7
3.	Joaquim, Vander-UH	JR	32	100	204	304	9.5
4.	Carter, Wil-SJSU	SR	31	95	173	268	8.6
5.	Barone, Kyle-UI	JR	33	69	195	264	8.0
6.	Czyz, Olek-NEV	SR	35	76	151	227	6.5
7.	Grim, Morgan-USU	SR	37	74	151	225	6.1
8.	Rahman, Hamidu-NMSU	SR	36	99	110	209	5.8
9.	Brown, Jerry-FS	SO	33	72	108	180	5.5
	Madison, Stephen-UI	SO	33	54	126	180	5.5

FIELD GOAL PCT (Min. 3.0 made per game)

##	Player-Team	Cl	G	FG	FGA	Pct
1.	Reed, Kyisean-USU	JR	36	135	220	.614
2.	Rahman, Hamidu-NMSU	SR	36	126	210	.600
3.	Grim, Morgan-USU	SR	37	125	220	.568
4.	Joaquim, Vander-UH	JR	32	172	307	.560
5.	Barone, Kyle-UI	JR	33	159	290	.548
6.	Czyz, Olek-NEV	SR	35	180	333	.541
7.	Thomas, Joston-UH	JR	32	166	315	.527
8.	Bandoumel, Djim-UI	SR	32	107	204	.525
9.	Carter, Wil-SJSU	SR	31	155	303	.512
10.	Medlin, Preston-USU	SO	37	204	411	.496

ASSISTS

##	Player-Team	Cl	G	Assists	Avg/G
1.	Ostrowski, Jeremiah-UH	SR	25	175	7.00
2.	Shamburger, Keith-SJSU	SO	30	155	5.17
3.	Shepp, Steven-FS	SR	33	166	5.03
4.	Tatum, Landon-UI	SR	33	155	4.70
5.	Pane, Brockeith-USU	SR	37	159	4.30
6.	Burton, Deonte-NEV	SO	35	148	4.23
7.	Smith, Kenneth-LTU	FR	34	142	4.18
8.	Laroche, Hernst-NMSU	SR	36	136	3.78
9.	Medlin, Preston-USU	SO	37	124	3.35
10.	Watson, Tyrone-NMSU	JR	36	113	3.14

FREE THROW PCT (Min. 2.0 made per game)

##	Player-Team	Cl	G	FTM	FTA	Pct
1.	Kinney, James-SJSU	JR	31	64	75	.853
2.	Wills, Jonathan-FS	SR	33	96	113	.850
3.	Johnson, Zane-UH	SR	29	74	88	.841
4.	Medlin, Preston-USU	SO	37	125	156	.801
5.	Olekaibe, Kevin-FS	SO	33	118	148	.797
6.	Burton, Deonte-NEV	SO	35	165	207	.797
7.	Pane, Brockeith-USU	SR	37	108	139	.777
8.	Stokes, Shaquille-UH	FR	30	62	80	.775
9.	Shamburger, Keith-SJSU	SO	30	115	149	.772
10.	Geiger, Deremy-UI	SR	33	77	100	.770

STEALS

##	Player-Team	Cl	G	Steals	Avg/G
1.	Laroche, Hernst-NMSU	SR	36	64	1.78
2.	Mullings, Daniel-NMSU	FR	36	58	1.61
3.	Shepp, Steven-FS	SR	33	47	1.42
4.	Olekaibe, Kevin-FS	SO	33	44	1.33
	Johnson, Tyler-FS	SO	33	44	1.33
	Shamburger, Keith-SJSU	SO	30	40	1.33
7.	Kinney, James-SJSU	JR	31	40	1.29
8.	Smith, Kenneth-LTU	FR	34	42	1.24
9.	Appleby, Raheem-LTU	FR	32	35	1.09
10.	Gaskins, Trevor-LTU	SR	33	36	1.09

3-POINT FG PCT (Min. 1.0 made per game)

##	Player-Team	Cl	G	3FG	FGA	Pct
1.	Geiger, Deremy-UI	SR	33	87	198	.439
2.	Medlin, Preston-USU	SO	37	95	222	.428
3.	Story, Malik-NEV	JR	35	94	226	.416
4.	Laroche, Hernst-NMSU	SR	36	46	114	.404
5.	Appleby, Raheem-LTU	FR	32	40	100	.400
6.	Kinney, James-SJSU	JR	31	86	216	.398
7.	Hill, Connor-UI	FR	30	47	122	.385
8.	Gaskins, Trevor-LTU	SR	33	57	148	.385
9.	Madison, Stephen-UI	SO	33	47	124	.379
10.	Burton, Deonte-NEV	SO	35	58	156	.372

BLOCKED SHOTS

##	Player-Team	Cl	G	Blocks	Avg/G
1.	Hunt, Dario-NEV	SR	35	83	2.37
2.	Kyser, Michale-LTU	FR	33	60	1.82
3.	Joaquim, Vander-UH	JR	32	58	1.81
4.	Barone, Kyle-UI	JR	33	50	1.52
5.	Bandoumel, Djim-UI	SR	32	47	1.47
6.	Reed, Kyisean-USU	JR	36	41	1.14
7.	Rahman, Hamidu-NMSU	SR	36	39	1.08
8.	Nephawe, Tshilidzi-NMSU	SO	36	32	0.89
9.	Grim, Morgan-USU	SR	37	32	0.86
10.	Brown, Jerry-FS	SO	33	27	0.82

ASSIST/TURNOVER RATIO (Min. 3.0 assists/game)

##	Player-Team	Cl	G	Asst	Avg	Turn	Avg	Ratio
1.	Ostrowski, Jeremiah-UH	SR	25	175	7.0	68	2.7	2.57
2.	Shepp, Steven-FS	SR	33	166	5.0	67	2.0	2.48
3.	Shamburger, Keith-SJSU	SO	30	155	5.2	63	2.1	2.46
4.	Burton, Deonte-NEV	SO	35	148	4.2	71	2.0	2.08
5.	Tatum, Landon-UI	SR	33	155	4.7	79	2.4	1.96
6.	Smith, Kenneth-LTU	FR	34	142	4.2	82	2.4	1.73
7.	Medlin, Preston-USU	SO	37	124	3.4	73	2.0	1.70
8.	Laroche, Hernst-NMSU	SR	36	136	3.8	81	2.3	1.68
9.	Pane, Brockeith-USU	SR	37	159	4.3	107	2.9	1.49
10.	Watson, Tyrone-NMSU	JR	36	113	3.1	78	2.2	1.45

MINUTES PLAYED

##	Player-Team	Cl	G	Minutes	Avg/G
1.	Shepp, Steven-FS	SR	33	1207	36.58
2.	Olekaibe, Kevin-FS	SO	33	1205	36.52
3.	Shamburger, Keith-SJSU	SO	30	1056	35.20
4.	Medlin, Preston-USU	SO	37	1302	35.19
5.	Johnson, Zane-UH	SR	29	994	34.28
6.	McKines, Wendell-NMSU	SR	35	1179	33.69
7.	Laroche, Hernst-NMSU	SR	36	1208	33.56
8.	Burton, Deonte-NEV	SO	35	1152	32.91
9.	Barone, Kyle-UI	JR	33	1082	32.79
10.	Hunt, Dario-NEV	SR	35	1140	32.57

2011-12 TEAM STATISTICS • ALL GAMES

SCORING OFFENSE

#	Team	G	W-L	Pts	Avg/G
1.	New Mexico State	36	26-10	2812	78.1
2.	Hawaii	32	16-16	2356	73.6
3.	Nevada	35	28-7	2461	70.3
4.	Idaho	33	19-14	2298	69.6
5.	Louisiana Tech	34	18-16	2358	69.4
6.	Utah State	37	21-16	2551	68.9
7.	San Jose State	31	9-22	2099	67.7
8.	Fresno State	33	13-20	2170	65.8

SCORING DEFENSE

#	Team	G	Pts	Avg/G
1.	Utah State	37	2400	64.9
2.	Nevada	35	2277	65.1
3.	Fresno State	33	2181	66.1
4.	Idaho	33	2240	67.9
5.	New Mexico State	36	2459	68.3
6.	Louisiana Tech	34	2355	69.3
7.	San Jose State	31	2261	72.9
8.	Hawaii	32	2387	74.6

SCORING MARGIN

#	Team	G	OFF	DEF	Margin
1.	New Mexico State	36	78.1	68.3	+9.8
2.	Nevada	35	70.3	65.1	+5.3
3.	Utah State	37	68.9	64.9	+4.1
4.	Idaho	33	69.6	67.9	+1.8
5.	Louisiana Tech	34	69.4	69.3	+0.1
6.	Fresno State	33	65.8	66.1	-0.3
7.	Hawaii	32	73.6	74.6	-1.0
8.	San Jose State	31	67.7	72.9	-5.2

FREE THROW PCT

#	Team	G	FTM	FTA	Pct
1.	San Jose State	31	437	586	.746
2.	Fresno State	33	486	674	.721
3.	Utah State	37	551	766	.719
4.	Idaho	33	469	697	.673
5.	New Mexico State	36	707	1058	.668
6.	Hawaii	32	524	786	.667
7.	Nevada	35	541	832	.650
8.	Louisiana Tech	34	402	620	.648

FIELD GOAL PERCENTAGES

#	Team	G	FG	FGA	Pct
1.	Idaho	33	807	1692	.477
2.	Utah State	37	896	1887	.475
3.	New Mexico State	36	970	2045	.474
4.	Hawaii	32	835	1811	.461
5.	Nevada	35	842	1871	.450
6.	Louisiana Tech	34	849	2012	.422
7.	Fresno State	33	745	1820	.409
8.	San Jose State	31	715	1811	.395

FIELD GOAL PCT DEFENSE

#	Team	G	FG	FGA	Pct
1.	Nevada	35	827	2004	.413
2.	Utah State	37	863	2078	.415
3.	Hawaii	32	838	1954	.429
4.	Idaho	33	807	1880	.429
5.	New Mexico State	36	896	2085	.430
6.	Louisiana Tech	34	828	1864	.444
7.	Fresno State	33	746	1666	.448
8.	San Jose State	31	806	1793	.450

3-POINT FG PCT

#	Team	G	FG	FGA	Pct
1.	Idaho	33	215	549	.392
2.	Nevada	35	236	642	.368
3.	Utah State	37	208	566	.367
4.	Louisiana Tech	34	258	777	.332
5.	San Jose State	31	232	701	.331
6.	New Mexico State	36	165	504	.327
7.	Hawaii	32	162	501	.323
8.	Fresno State	33	194	617	.314

3-POINT FG PCT DEFENSE

#	Team	G	FG	FGA	Pct
1.	New Mexico State	36	213	659	.323
2.	Louisiana Tech	34	171	525	.326
3.	Utah State	37	231	701	.330
4.	Fresno State	33	186	557	.334
5.	Nevada	35	230	685	.336
6.	Hawaii	32	217	632	.343
7.	Idaho	33	223	639	.349
8.	San Jose State	31	228	646	.353

BLOCKED SHOTS

#	Team	G	Blocks	Avg/G
1.	Nevada	35	167	4.77
2.	New Mexico State	36	154	4.28
3.	Idaho	33	135	4.09
4.	Louisiana Tech	34	125	3.68
5.	Hawaii	32	104	3.25
6.	Utah State	37	119	3.22
7.	Fresno State	33	103	3.12
8.	San Jose State	31	38	1.23

ASSISTS

#	Team	G	Assists	Avg/G
1.	Hawaii	32	475	14.84
2.	Idaho	33	486	14.73
3.	New Mexico State	36	498	13.83
4.	Utah State	37	497	13.43
5.	San Jose State	31	416	13.42
6.	Louisiana Tech	34	441	12.97
7.	Nevada	35	450	12.86
8.	Fresno State	33	373	11.30

STEALS

#	Team	G	Steals	Avg/G
1.	Fresno State	33	235	7.12
2.	Louisiana Tech	34	230	6.76
3.	New Mexico State	36	243	6.75
4.	Hawaii	32	182	5.69
5.	Nevada	35	197	5.63
6.	San Jose State	31	151	4.87
7.	Idaho	33	155	4.70
8.	Utah State	37	146	3.95

3-POINT FG MADE

#	Team	G	3FG	Avg/G
1.	Louisiana Tech	34	258	7.59
2.	San Jose State	31	232	7.48
3.	Nevada	35	236	6.74
4.	Idaho	33	215	6.52
5.	Fresno State	33	194	5.88
6.	Utah State	37	208	5.62
7.	Hawaii	32	162	5.06
8.	New Mexico State	36	165	4.58

2011-12 INDIVIDUAL STATISTICS • WAC GAMES

SCORING

##	Player-Team	Cl	G	FG	3FG	FT	Pts	Avg/G
1.	McKines, Wendell-NMSU	SR	14	96	17	51	260	18.6
2.	Medlin, Preston-USU	SO	14	87	42	43	259	18.5
3.	Burton, Deonte-NEV	SO	14	74	30	64	242	17.3
4.	Thomas, Joston-UH	JR	14	86	1	64	237	16.9
5.	Olekaibe, Kevin-FS	SO	14	72	37	47	228	16.3
6.	Kinney, James-SJSU	JR	14	81	41	19	222	15.9
7.	Carter, Wil-SJSU	SR	14	84	0	53	221	15.8
8.	Joaquim, Vander-UH	JR	14	81	0	54	216	15.4
9.	Appleby, Raheem-LTU	FR	14	80	17	35	212	15.1
10.	Czyz, Olek-NEV	SR	14	85	5	33	208	14.9

REBOUNDING

##	Player-Team	Cl	G	OFF	DEF	TOT	Avg/G
1.	McKines, Wendell-NMSU	SR	14	43	109	152	10.9
2.	Carter, Wil-SJSU	SR	14	56	88	144	10.3
3.	Hunt, Dario-NEV	SR	14	48	94	142	10.1
4.	Joaquim, Vander-UH	JR	14	45	93	138	9.9
5.	Barone, Kyle-UI	JR	14	32	79	111	7.9
6.	Czyz, Olek-NEV	SR	14	40	62	102	7.3
7.	Brown, Jerry-FS	SO	14	35	53	88	6.3
8.	Gibson, Brandon-LTU	JR	14	23	63	86	6.1
9.	Foster, Kevin-FS	JR	14	28	57	85	6.1
10.	Thomas, Joston-UH	JR	14	21	63	84	6.0

FIELD GOAL PCT (Min. 3.0 made per game)

##	Player-Team	Cl	G	FG	FGA	Pct
1.	Joaquim, Vander-UH	JR	14	81	128	.633
2.	Reed, Kyisean-USU	JR	14	57	92	.620
3.	Grim, Morgan-USU	SR	14	43	70	.614
4.	Rahman, Hamidu-NMSU	SR	14	63	106	.594
5.	Czyz, Olek-NEV	SR	14	85	149	.570
6.	Bandoumel, Djim-UI	SR	14	56	99	.566
7.	Carter, Wil-SJSU	SR	14	84	156	.538
8.	Watson, Tyrone-NMSU	JR	14	44	82	.537
9.	Medlin, Preston-USU	SO	14	87	166	.524
10.	Hunt, Dario-NEV	SR	14	59	114	.518

ASSISTS

##	Player-Team	Cl	G	Assists	Avg/G
1.	Ostrowski, Jeremiah-UH	SR	13	96	7.38
2.	Shepp, Steven-FS	SR	14	77	5.50
3.	Shamburger, Keith-SJSU	SO	13	64	4.92
4.	Pane, Brockeith-USU	SR	14	65	4.64
5.	Watson, Tyrone-NMSU	JR	14	61	4.36
6.	Tatum, Landon-UI	SR	14	60	4.29
7.	Burton, Deonte-NEV	SO	14	58	4.14
8.	Laroche, Hernst-NMSU	SR	14	56	4.00
9.	Smith, Kenneth-LTU	FR	14	54	3.86
10.	Kinney, James-SJSU	JR	14	44	3.14

FREE THROW PCT (Min. 2.0 made per game)

##	Player-Team	Cl	G	FTM	FTA	Pct
1.	Medlin, Preston-USU	SO	14	43	51	.843
2.	Nephawe, Tshilidzi-NMSU	SO	14	32	39	.821
3.	Pane, Brockeith-USU	SR	14	31	38	.816
4.	Carter, Wil-SJSU	SR	14	53	67	.791
5.	McKines, Wendell-NMSU	SR	14	51	65	.785
6.	Brown, D.J.-SJSU	FR	14	31	40	.775
7.	Brown, Jerry-FS	SO	14	35	46	.761
8.	Burton, Deonte-NEV	SO	14	64	85	.753
9.	Appleby, Raheem-LTU	FR	14	35	47	.745
10.	Geiger, Deremy-UI	SR	14	29	39	.744

STEALS

##	Player-Team	Cl	G	Steals	Avg/G
1.	Laroche, Hernst-NMSU	SR	14	31	2.21
2.	Mullings, Daniel-NMSU	FR	14	25	1.79
3.	Shepp, Steven-FS	SR	14	21	1.50
4.	Appleby, Raheem-LTU	FR	14	20	1.43
5.	Shamburger, Keith-SJSU	SO	13	17	1.31
6.	Brown, Jerry-FS	SO	14	18	1.29
7.	Burton, Deonte-NEV	SO	14	17	1.21
	Smith, Kenneth-LTU	FR	14	17	1.21
	Johnson, Tyler-FS	SO	14	17	1.21
10.	Olekaibe, Kevin-FS	SO	14	13	0.93

3-POINT FG PCT (Min. 1.0 made per game)

##	Player-Team	Cl	G	3FG	FGA	Pct
1.	Bruneel, Mitch-USU	SO	13	13	22	.591
2.	Evans, Jerry, Jr.-NEV	SO	14	15	32	.469
3.	Medlin, Preston-USU	SO	14	42	91	.462
4.	Gaskins, Trevor-LTU	SR	13	27	64	.422
5.	Geiger, Deremy-UI	SR	14	36	86	.419
6.	Hill, Connor-UI	FR	14	26	63	.413
7.	Laroche, Hernst-NMSU	SR	14	20	49	.408
8.	Story, Malik-NEV	JR	14	41	101	.406
9.	Kinney, James-SJSU	JR	14	41	102	.402
10.	Brereton, Hanns-UH	JR	14	16	40	.400
	Johnson, Garrett-FS	JR	14	14	35	.400

3-POINT FG MADE

##	Player-Team	Cl	G	3FG	Avg/G
1.	Medlin, Preston-USU	SO	14	42	3.00
2.	Kinney, James-SJSU	JR	14	41	2.93
	Story, Malik-NEV	JR	14	41	2.93
4.	Johnson, Zane-UH	SR	13	37	2.85
5.	Olekaibe, Kevin-FS	SO	14	37	2.64
6.	Geiger, Deremy-UI	SR	14	36	2.57
7.	Burton, Deonte-NEV	SO	14	30	2.14
8.	Gaskins, Trevor-LTU	SR	13	27	2.08
9.	Hill, Connor-UI	FR	14	26	1.86
10.	Johnson, Cordarius-LTU	SO	14	24	1.71

BLOCKED SHOTS

##	Player-Team	Cl	G	Blocks	Avg/G
1.	Hunt, Dario-NEV	SR	14	39	2.79
2.	Joaquim, Vander-UH	JR	14	32	2.29
3.	Bandoumel, Djim-UI	SR	14	21	1.50
	Reed, Kyisean-USU	JR	14	21	1.50
5.	Rahman, Hamidu-NMSU	SR	14	17	1.21
	Barone, Kyle-UI	JR	14	17	1.21
7.	Kyser, Michale-LTU	FR	13	15	1.15
8.	Grim, Morgan-USU	SR	14	12	0.86
9.	Thomas, Joston-UH	JR	14	11	0.79
	Clifford, Ben-USU	FR	14	11	0.79
	Foster, Kevin-FS	JR	14	11	0.79
	Nephawe, Tshilidzi-NMSU	SO	14	11	0.79

ASSIST/TURNOVER RATIO (Min. 3.0 assists/game)

##	Player-Team	Cl	G	Asst	Avg	Turn	Avg	Ratio
1.	Shepp, Steven-FS	SR	14	77	5.5	26	1.9	2.96
2.	Burton, Deonte-NEV	SO	14	58	4.1	24	1.7	2.42
3.	Shamburger, Keith-SJSU	SO	13	64	4.9	27	2.1	2.37
4.	Ostrowski, Jeremiah-UH	SR	13	96	7.4	41	3.2	2.34
5.	Smith, Kenneth-LTU	FR	14	54	3.9	26	1.9	2.08
6.	Watson, Tyrone-NMSU	JR	14	61	4.4	32	2.3	1.91
7.	Pane, Brockeith-USU	SR	14	65	4.6	38	2.7	1.71
8.	Tatum, Landon-UI	SR	14	60	4.3	41	2.9	1.46
9.	Laroche, Hernst-NMSU	SR	14	56	4.0	40	2.9	1.40
10.	Kinney, James-SJSU	JR	14	44	3.1	37	2.6	1.19

2011-12 TEAM STATISTICS • WAC GAMES

SCORING OFFENSE

# Team	G	W-L	Pts	Avg/G
1. New Mexico State	14	10-4	1088	77.7
2. Hawaii	14	6-8	1026	73.3
3. Nevada	14	13-1	1024	73.1
4. Louisiana Tech	14	6-8	995	71.1
5. Idaho	14	9-5	938	67.0
6. Utah State	14	8-6	936	66.9
7. San Jose State	14	1-13	932	66.6
8. Fresno State	14	3-11	915	65.4

SCORING DEFENSE

# Team	G	Pts	Avg/G
1. Utah State	14	897	64.1
2. Nevada	14	920	65.7
3. Idaho	14	945	67.5
4. Fresno State	14	962	68.7
5. New Mexico State	14	963	68.8
6. Louisiana Tech	14	1000	71.4
7. San Jose State	14	1076	76.9
8. Hawaii	14	1091	77.9

SCORING MARGIN

# Team	G	OFF	DEF	Margin
1. New Mexico State	14	77.7	68.8	+8.9
2. Nevada	14	73.1	65.7	+7.4
3. Utah State	14	66.9	64.1	+2.8
4. Louisiana Tech	14	71.1	71.4	-0.4
5. Idaho	14	67.0	67.5	-0.5
6. Fresno State	14	65.4	68.7	-3.4
7. Hawaii	14	73.3	77.9	-4.6
8. San Jose State	14	66.6	76.9	-10.3

FREE THROW PCT

# Team	G	FTM	FTA	Pct
1. San Jose State	14	178	244	.730
2. Idaho	14	184	257	.716
3. Utah State	14	170	243	.700
4. Fresno State	14	180	258	.698
5. Louisiana Tech	14	183	277	.661
6. Hawaii	14	216	328	.659
7. New Mexico State	14	232	362	.641
8. Nevada	14	199	318	.626

FIELD GOAL PERCENTAGES

# Team	G	FG	FGA	Pct
1. Utah State	14	342	704	.486
2. Nevada	14	362	758	.478
3. New Mexico State	14	398	836	.476
4. Hawaii	14	369	790	.467
5. Idaho	14	331	717	.462
6. Louisiana Tech	14	349	813	.429
7. Fresno State	14	328	815	.402
8. San Jose State	14	331	848	.390

FIELD GOAL PCT DEFENSE

# Team	G	FG	FGA	Pct
1. Nevada	14	325	810	.401
2. Utah State	14	331	787	.421
3. New Mexico State	14	353	810	.436
4. Hawaii	14	383	867	.442
5. Idaho	14	340	745	.456
6. Fresno State	14	333	723	.461
7. Louisiana Tech	14	359	756	.475
8. San Jose State	14	386	783	.493

3-POINT FG PCT

# Team	G	FG	FGA	Pct
1. Nevada	14	101	262	.385
2. Utah State	14	82	219	.374
3. Idaho	14	92	247	.372
4. Louisiana Tech	14	114	331	.344
5. Hawaii	14	72	216	.333
6. New Mexico State	14	60	191	.314
7. Fresno State	14	79	255	.310
8. San Jose State	14	92	300	.307

3-POINT FG PCT DEFENSE

# Team	G	FG	FGA	Pct
1. New Mexico State	14	82	271	.303
2. Utah State	14	82	255	.322
3. Louisiana Tech	14	68	204	.333
Fresno State	14	76	228	.333
5. Nevada	14	95	284	.335
6. Idaho	14	86	244	.352
7. Hawaii	14	93	251	.371
8. San Jose State	14	110	284	.387

BLOCKED SHOTS

# Team	G	Blocks	Avg/G
1. Nevada	14	67	4.79
2. Hawaii	14	58	4.14
3. New Mexico State	14	53	3.79
4. Utah State	14	52	3.71
5. Idaho	14	46	3.29
6. Fresno State	14	42	3.00
7. Louisiana Tech	14	37	2.64
8. San Jose State	14	14	1.00

ASSISTS

# Team	G	Assists	Avg/G
1. Hawaii	14	223	15.93
2. New Mexico State	14	209	14.93
3. Idaho	14	202	14.43
4. Utah State	14	189	13.50
Louisiana Tech	14	189	13.50
6. San Jose State	14	187	13.36
7. Nevada	14	181	12.93
8. Fresno State	14	173	12.36

STEALS

# Team	G	Steals	Avg/G
1. Fresno State	14	96	6.86
2. New Mexico State	14	94	6.71
3. Louisiana Tech	14	92	6.57
4. Nevada	14	73	5.21
5. Hawaii	14	68	4.86
6. Idaho	14	65	4.64
7. San Jose State	14	56	4.00
8. Utah State	14	48	3.43

3-POINT FG MADE

# Team	G	3FG	Avg/G
1. Louisiana Tech	14	114	8.14
2. Nevada	14	101	7.21
3. San Jose State	14	92	6.57
Idaho	14	92	6.57
5. Utah State	14	82	5.86
6. Fresno State	14	79	5.64
7. Hawaii	14	72	5.14
8. New Mexico State	14	60	4.29

2011-12 INDIVIDUAL SUPERLATIVES

All Games

Points	43 Olekaibe, Kevin (Fresno State) vs Seattle U (02/23/12)
	33 Brown, D.J. (San Jose State) vs CSU Bakersfield (1/23/12)
	32 Olekaibe, Kevin (Fresno State) vs San Jose State (01/14/12)
	32 Medlin, Preston (Utah State) vs Idaho (02/24/12)
	31 Burton, Deonte (Nevada) vs Washington (12/02/11)
	31 Kinney, James (San Jose State) at Seattle U (12/30/11)
Field goals made	12 Reed, Kyisean (Utah State) vs Kent State (12/22/11)
	12 Kinney, James (San Jose State) at Seattle U (12/30/11)
	12 Joaquim, Vander (Hawaii) at Utah State (01/26/12)
	12 Thomas, Joston (Hawaii) at San Jose State (02/04/12)
	12 Olekaibe, Kevin (Fresno State) vs Seattle U (02/23/12)
	12 McKines, Wendell (New Mexico State) vs Louisiana Tech (3/10/12)
Field goal attempts	25 Olekaibe, Kevin (Fresno State) vs Seattle U (02/23/12)
	24 Olekaibe, Kevin (Fresno State) at North Dakota State (11/26/11)
	24 Olekaibe, Kevin (Fresno State) at Colorado (12/07/11)
Field goal percentage	.923 (12-13) Reed, Kyisean (Utah State) vs Kent State (12/22/11)
	.909 (10-11) Barone, Kyle (Idaho) vs Portland State (02/18/12)
3-Pt FG made	8 Medlin, Preston (Utah State) at Idaho State (11/26/11)
	7 Story, Malik (Nevada) vs Longwood (11/22/11)
	7 Kinney, James (San Jose State) vs UTSA (11/30/11)
	7 Geiger, Deremy (Idaho) at Oregon State (12/9/11)
	7 Johnson, Zane (Hawaii) vs New Mexico State (01/21/12)
	7 Geiger, Deremy (Idaho) vs San Jose State (01/26/12)
3-Pt FG attempts	16 Olekaibe, Kevin (Fresno State) vs UTSA (11/22/11)
	15 Olekaibe, Kevin (Fresno State) vs Seattle U (02/23/12)
3-Pt percentage	.857 (6-7) Brown, D.J. (San Jose State) vs CSU Bakersfield (1/23/12)
	.833 (5-6) Evans, Jerry, Jr. (Nevada) vs San Jose State (01/12/12)
	.833 (5-6) Gaskins, Trevor (Louisiana Tech) vs Idaho (01/12/12)
	.833 (5-6) McNeail, Kenyon (Louisiana Tech) vs Utah State (1/14/12)
	.833 (5-6) Berger, Danny (Utah State) vs Oakland (03/25/12)
Free throws made	15 Kabongo, Christian (New Mexico State) vs So. Mississippi (11/25/11)
	14 Olekaibe, Kevin (Fresno State) vs Seattle U (02/23/12)
Free throw attempts	16 Rahman, Hamidu (New Mexico State) at New Mexico (11/16/11)
	16 Rahman, Hamidu (New Mexico State) vs San Jose State (2/25/12)
Free throw percentage	1.000 (15-15) Kabongo, Christian (New Mexico State) vs So. Mississippi (11/25/11)
	1.000 (14-14) Olekaibe, Kevin (Fresno State) vs Seattle U (02/23/12)
	1.000 (13-13) Wills, Jonathan (Fresno State) vs UTSA (11/22/11)
	1.000 (11-11) Gaskins, Trevor (Louisiana Tech) vs New Mexico State (3/10/12)
	1.000 (10-10) Olekaibe, Kevin (Fresno State) vs Manhattan (11/21/11)
	1.000 (10-10) Shamburger, Keith (San Jose State) vs Cal Poly (12/10/11)
	1.000 (8-8) Pane, Brockeith (Utah State) vs Brigham Young (11/11/11)
	1.000 (8-8) Kabongo, Christian (New Mexico State) vs Central Michigan (11/24/11)
	1.000 (8-8) Johnson, Zane (Hawaii) vs UC Davis (12/11/11)
	1.000 (8-8) Pane, Brockeith (Utah State) vs Nevada (01/07/12)
	1.000 (8-8) Burton, Deonte (Nevada) vs Hawaii (01/14/12)
	1.000 (8-8) Shamburger, Keith (San Jose State) vs Fresno State (02/09/12)
	1.000 (8-8) Burton, Deonte (Nevada) at Oral Roberts (03/14/12)
	1.000 (8-8) Pane, Brockeith (Utah State) vs Loyola Marymount (03/21/12)
Rebounds	20 Carter, Wil (San Jose State) at Hawaii (01/07/11)
	18 McKines, Wendell (New Mexico State) at Fresno State (03/03/12)
Assists	15 Smith, Kenneth (Louisiana Tech) vs Central Arkansas (02/18/12)
	13 Ostrowski, Jeremiah (Hawaii) vs New Mexico State (3/9/12)
Steals	5 Laroche, Hernst (New Mexico State) vs W. New Mexico (12/14/11)
	5 Ostrowski, Jeremiah (Hawaii) vs Xavier (12/23/11)
	5 Johnson, Zane (Hawaii) vs South Carolina State (12/29/11)
	5 Laroche, Hernst (New Mexico State) at Louisiana Tech (1/7/12)
	5 Laroche, Hernst (New Mexico State) at Hawaii (01/21/12)
	5 Mullings, Daniel (New Mexico State) vs Drake (2/18/12)
	5 Mullings, Daniel (New Mexico State) vs Hawaii (2/23/12)
	5 Shamburger, Keith (San Jose State) vs Nevada (3/8/12)
Blocked shots	7 Kyser, Michale (Louisiana Tech) vs Northeastern (12/20/11)
	7 Joaquim, Vander (Hawaii) at Nevada (01/14/12)
Turnovers	8 Kabongo, Christian (New Mexico State) at No. Colorado (11/12/11)
	8 Tatum, Landon (Idaho) at Oregon State (12/9/11)

WAC Games

Points	32 Olekaibe, Kevin (Fresno State) vs San Jose State (01/14/12)
	32 Medlin, Preston (Utah State) vs Idaho (02/24/12)
	30 Appleby, Raheem (Louisiana Tech) at New Mexico State (2/4/12)
	29 Johnson, Zane (Hawaii) vs New Mexico State (01/21/12)
	29 Thomas, Joston (Hawaii) at San Jose State (02/04/12)
Field goals made	12 Joaquim, Vander (Hawaii) at Utah State (01/26/12)
	12 Thomas, Joston (Hawaii) at San Jose State (02/04/12)
Field goal attempts	22 Kinney, James (San Jose State) vs Hawaii (02/04/12)
	21 Appleby, Raheem (Louisiana Tech) vs New Mexico State (1/7/12)
	21 Olekaibe, Kevin (Fresno State) vs Utah State (02/04/12)
Field goal percentage	.900 (9-10) Carter, Wil (San Jose State) vs Fresno State (02/09/12)
	.846 (11-13) Medlin, Preston (Utah State) vs Idaho (02/24/12)
3-Pt FG made	7 Johnson, Zane (Hawaii) vs New Mexico State (01/21/12)
	7 Geiger, Deremy (Idaho) vs San Jose State (01/26/12)
3-Pt FG attempts	13 Johnson, Zane (Hawaii) vs New Mexico State (01/21/12)
	13 Kinney, James (San Jose State) vs Nevada (2/11/12)
3-Pt percentage	.833 (5-6) Evans, Jerry, Jr. (Nevada) vs San Jose State (01/12/12)
	.833 (5-6) Gaskins, Trevor (Louisiana Tech) vs Idaho (01/12/12)
	.833 (5-6) McNeail, Kenyon (Louisiana Tech) vs Utah State (1/14/12)
Free throws made	13 Tatum, Landon (Idaho) at Louisiana Tech (01/12/12)
	13 Medlin, Preston (Utah State) vs Hawaii (01/26/12)
Free throw attempts	16 Rahman, Hamidu (New Mexico State) vs San Jose State (2/25/12)
	15 Tatum, Landon (Idaho) at Louisiana Tech (01/12/12)
	15 Rahman, Hamidu (New Mexico State) vs Louisiana Tech (2/4/12)
Free throw percentage	1.000 (8-8) Pane, Brockeith (Utah State) vs Nevada (01/07/12)
	1.000 (8-8) Burton, Deonte (Nevada) vs Hawaii (01/14/12)
	1.000 (8-8) Shamburger, Keith (San Jose State) vs Fresno State (02/09/12)
Rebounds	20 Carter, Wil (San Jose State) at Hawaii (01/07/11)
	18 McKines, Wendell (New Mexico State) at Fresno State (03/03/12)
Assists	12 Shamburger, Keith (San Jose State) vs Hawaii (02/04/12)
	11 Ostrowski, Jeremiah (Hawaii) at Fresno State (01/12/12)
	11 Shepp, Steven (Fresno State) vs Hawaii (01/12/12)
	11 Shepp, Steven (Fresno State) vs Nevada (02/25/12)
Steals	5 Laroche, Hernst (New Mexico State) at Louisiana Tech (1/7/12)
	5 Laroche, Hernst (New Mexico State) at Hawaii (01/21/12)
	5 Mullings, Daniel (New Mexico State) vs Hawaii (2/23/12)
Blocked shots	7 Joaquim, Vander (Hawaii) at Nevada (01/14/12)
	6 Bandoumel, Djim (Idaho) vs New Mexico State (02/09/12)
	6 Hunt, Dario (Nevada) vs New Mexico State (03/01/12)
Turnovers	7 Pane, Brockeith (Utah State) at Nevada (02/02/12)
	7 Kinney, James (San Jose State) at Louisiana Tech (02/23/12)

2011-12 TEAM SUPERLATIVES

All Games

Points	115 New Mexico State vs Hawaii (2/23/12) 109 San Jose State vs Holy Names (11/22/11) 105 Utah State vs Oakland (03/25/12) 100 Hawaii vs South Carolina State (12/29/11) 100 New Mexico State vs No. New Mexico (2/14/12)
Margin	42 (115-73) New Mexico State vs Hawaii (2/23/12) 38 (109-71) San Jose State vs Holy Names (11/22/11) 32 (100-68) New Mexico State vs No. New Mexico (2/14/12) 30 (85-55) Fresno State vs Academy of Art (11/30/11) 30 (82-52) Fresno State vs Utah (12/03/11)
Field goals made	41 San Jose State vs Holy Names (11/22/11) 41 New Mexico State vs No. New Mexico (2/14/12) 41 New Mexico State vs Hawaii (2/23/12) 37 Louisiana Tech vs Mississippi College (11/13/11) 37 Utah State vs Oakland (03/25/12)
Field goal attempts	81 New Mexico State at Hawaii (01/21/12) 78 Louisiana Tech vs Mississippi College (11/13/11) 78 Fresno State vs Hawaii (01/12/12) 75 Louisiana Tech vs New Mexico State (1/7/12) 75 Fresno State at San Jose State (02/09/12)
Field goal percentage	.651 (28-43) Utah State vs Fresno State (01/05/12) .644 (29-45) Idaho vs Lewis-Clark State (11/23/11) .638 (37-58) Utah State vs Oakland (03/25/12) .603 (41-68) New Mexico State vs No. New Mexico (2/14/12) .603 (41-68) New Mexico State vs Hawaii (2/23/12)
3-Pt FG made	16 San Jose State vs Coppin State (12/29/11) 16 Nevada vs San Jose State (01/12/12) 13 Utah State at Idaho State (11/26/11) 13 Louisiana Tech vs Northwestern State (12/06/11) 13 Louisiana Tech vs Idaho (01/12/12)
3-Pt FG attempts	40 San Jose State vs Coppin State (12/29/11) 34 Louisiana Tech vs Mississippi College (11/13/11) 34 San Jose State at Weber State (12/03/11) 32 San Jose State vs UTSA (11/30/11) 32 Nevada vs San Jose State (01/12/12)
3-Pt percentage	.750 (12-16) Utah State vs Oakland (03/25/12) .684 (13-19) Utah State at Idaho State (11/26/11) .667 (12-18) Nevada vs Pacific (11/17/11) .636 (7-11) New Mexico State at Utah State (02/11/12)
Free throws made	35 New Mexico State vs Central Michigan (11/24/11) 35 New Mexico State at CSU Bakersfield (1/2/12) 32 Utah State vs Loyola Marymount (03/21/12) 31 New Mexico State vs W. New Mexico (12/14/11) 31 Fresno State vs Seattle U (02/23/12)
Free throw percentage	1.000 (12-12) Hawaii at Pacific (12/6/11) .923 (12-13) Hawaii vs New Mexico State (3/9/12) .917 (22-24) Idaho at Louisiana Tech (01/12/12) .914 (32-35) Utah State vs Loyola Marymount (03/21/12)
Rebounds	54 New Mexico State vs Central Michigan (11/24/11) 51 New Mexico State vs Southern (12/19/11) 50 Louisiana Tech vs Mississippi College (11/13/11) 50 Fresno State vs Nevada (02/25/12)
Assists	30 San Jose State vs Holy Names (11/22/11) 26 New Mexico State vs Hawaii (2/23/12) 26 Utah State vs Oakland (03/25/12) 25 Nevada vs San Jose State (01/12/12)
Steals	16 New Mexico State at Hawaii (01/21/12) 14 Nevada vs Portland (12/22/11) 14 Hawaii vs South Carolina State (12/29/11) 13 Louisiana Tech vs Northeastern (12/20/11)
Blocked shots	10 Nevada vs Bradley (11/26/11) 10 Idaho vs Eastern Washington (11/30/11) 10 Louisiana Tech vs Northeastern (12/20/11) 10 Fresno State at Pacific (12/29/11) 10 Hawaii vs New Mexico State (01/21/12) 10 Idaho vs New Mexico State (02/09/12) 10 New Mexico State vs No. New Mexico (2/14/12)

WAC Games

Points	115 New Mexico State vs Hawaii (2/23/12) 91 Hawaii vs New Mexico State (01/21/12) 90 Idaho at Louisiana Tech (01/12/12) 88 Louisiana Tech vs Idaho (01/12/12) 88 Nevada at Hawaii (02/09/12)
Margin	42 (115-73) New Mexico State vs Hawaii (2/23/12) 26 (75-49) Louisiana Tech vs San Jose State (02/23/12) 24 (81-57) Nevada vs San Jose State (01/12/12) 20 (80-60) New Mexico State vs Utah State (1/12/12)
Field goals made	41 New Mexico State vs Hawaii (2/23/12) 33 New Mexico State at Hawaii (01/21/12) 33 New Mexico State vs Louisiana Tech (2/4/12) 32 New Mexico State at Louisiana Tech (1/7/12)
Field goal attempts	81 New Mexico State at Hawaii (01/21/12) 78 Fresno State vs Hawaii (01/12/12) 75 Louisiana Tech vs New Mexico State (1/7/12) 75 Fresno State at San Jose State (02/09/12)
Field goal percentage	.651 (28-43) Utah State vs Fresno State (01/05/12) .603 (41-68) New Mexico State vs Hawaii (2/23/12) .587 (27-46) New Mexico State vs Idaho (1/14/12) .571 (32-56) New Mexico State at Louisiana Tech (1/7/12)
3-Pt FG made	16 Nevada vs San Jose State (01/12/12) 13 Louisiana Tech vs Idaho (01/12/12) 12 Louisiana Tech vs Utah State (1/14/12) 11 Fresno State vs Hawaii (01/12/12) 11 San Jose State at Fresno State (01/14/12) 11 Fresno State vs San Jose State (01/14/12) 11 Idaho vs San Jose State (01/26/12) 11 Louisiana Tech vs Hawaii (2/25/12)
3-Pt FG attempts	32 Nevada vs San Jose State (01/12/12) 30 Louisiana Tech vs Nevada (1/28/12) 29 Louisiana Tech vs New Mexico State (1/7/12) 29 Louisiana Tech vs Utah State (1/14/12) 29 San Jose State vs New Mexico State (01/19/12)
3-Pt percentage	.636 (7-11) New Mexico State at Utah State (02/11/12) .579 (11-19) San Jose State at Fresno State (01/14/12) .571 (4-7) Utah State vs Fresno State (01/05/12) .563 (9-16) Nevada at Idaho (01/05/12)
Free throws made	28 New Mexico State vs Hawaii (2/23/12) 26 Nevada at Fresno State (02/25/12) 24 Hawaii vs New Mexico State (01/21/12) 23 Fresno State vs San Jose State (01/14/12) 23 New Mexico State vs Idaho (1/14/12) 23 Utah State vs Hawaii (01/26/12) 23 Nevada at Hawaii (02/09/12) 23 Louisiana Tech vs Hawaii (2/25/12)
Free throw percentage	.917 (22-24) Idaho at Louisiana Tech (01/12/12) .909 (10-11) Utah State at Fresno State (02/04/12) .889 (16-18) Utah State vs San Jose State (1/28/12) .880 (22-25) Idaho vs Fresno State (01/07/12)
Rebounds	50 Fresno State vs Nevada (02/25/12) 48 Hawaii at Utah State (01/26/12) 48 Nevada vs Louisiana Tech (03/03/12) 47 Nevada at Fresno State (02/25/12)
Assists	26 New Mexico State vs Hawaii (2/23/12) 25 Nevada vs San Jose State (01/12/12) 22 Hawaii at Fresno State (01/12/12) 21 Fresno State vs San Jose State (01/14/12)
Steals	16 New Mexico State at Hawaii (01/21/12) 12 Nevada at Idaho (01/05/12) 12 Fresno State vs Utah State (02/04/12) 11 Louisiana Tech vs New Mexico State (1/7/12) 11 Louisiana Tech vs Idaho (01/12/12) 11 Fresno State vs Hawaii (01/12/12) 11 New Mexico State vs Hawaii (2/23/12) 11 Fresno State vs New Mexico State (03/03/12)
Blocked shots	10 Hawaii vs New Mexico State (01/21/12) 10 Idaho vs New Mexico State (02/09/12) 9 Hawaii at Nevada (01/14/12)

2012-13 COMPOSITE SCHEDULE

November 9 (Friday)

Denver at Iona, 9:00 p.m. (ESPN3)
Wright State at Idaho, 7:05 p.m.
Louisiana Tech at Texas A&M, 7:00 p.m.
San Jose State at New Orleans, TBA
UT Arlington at CSU Bakersfield, 6:00 p.m.
UTSA vs. Holy Cross, TBA
(Liberty Tax Classic, Norfolk, Va.)
Fordham at Texas State, 7:00 p.m.

November 10 (Saturday)

UTSA vs. Morgan State, TBA
(Liberty Tax Classic, Norfolk, Va.)
Idaho State at Utah State, 7:05 p.m.

November 11 (Sunday)

NM State at Oregon State, 6:30 p.m. (ESPN3)
Montana State at Seattle U, 6:00 p.m. (ROOT)
UTSA at Old Dominion, TBA
(Liberty Tax Classic, Norfolk, Va.)

November 13 (Tuesday)

Houston at San Jose State, 7:00 p.m.
UT-Tyler at Texas State, 7:00 p.m.

November 14 (Wednesday)

Texas A&M-Corpus Christi at Denver, 7:00 p.m.
UALR at Louisiana Tech, 7:00 p.m.

November 15 (Thursday)

Weber State at San Jose State, 7:30 p.m.
Saint Mary's at Utah State, 7:05 p.m.
SE Louisiana at New Mexico State, 8:00 p.m.

November 16 (Friday)

California at Denver, 6:00 p.m. (ROOT)
Oklahoma at UT Arlington, 7:00 p.m.

November 17 (Saturday)

Montana at Idaho, 7:05 p.m.
New Mexico State vs. Bucknell, TBA
(2K Sports Classic, Niagra Falls, New York)
Seattle U at Virginia, TBA (ESPN3)
USC Upstate at UTSA, 2:00 p.m.
SMU at Texas State, 7:00 p.m.
Texas A&M-CC at Utah State, 7:05 p.m.

November 18 (Sunday)

Louisiana Tech vs. Troy, TBA
(UT Chattanooga Tournament)
New Mexico State vs. Niagra, TBA
(2K Sports Classic, Niagra Falls, New York)

November 19 (Monday)

Louisiana Tech vs. SEMO, TBA
(UT Chattanooga Tournament)

November 20 (Tuesday)

Green Bay at Idaho, 7:00 p.m.
Louisiana Tech at Chattanooga, TBA
(UT Chattanooga Tournament)
UC Santa Cruz at San Jose State, 7:00 p.m.

November 21 (Wednesday)

Colorado State at Denver, 7:00 p.m. (ROOT)
No. New Mexico at New Mexico State, 7:00 p.m.
(2K Sports Classic, Niagra Falls, New York)
Pacific Lutheran at Seattle U, 7:00 p.m.
UTSA at Brigham Young, TBA

November 22 (Thursday)

Texas State vs. UNC Charlotte, 7:30 p.m.
(Great Alaskan Shootout)

November 23 (Friday)

Idaho at New Mexico, 7:30 p.m.
Louisiana at New Mexico State, 7:00 p.m.
Texas State vs. Oral Roberts/Loyola Mary., TBA
(Great Alaskan Shootout)

November 24 (Saturday)

UL-Monroe at Louisiana Tech, 7:00 p.m.
UT Arlington at Samford, 7:00 p.m.
Texas State vs. TBA, TBA
(Great Alaskan Shootout)
Weber State at Utah State, 7:05 p.m.

November 26 (Monday)

San Jose State at Kansas, 7:00 p.m. (ESPN3)

November 27 (Tuesday)

Denver at Southern Miss., 7:00 p.m.

November 28 (Wednesday)

Idaho at Washington State, 7:05 p.m. (Pac-12 Net)
Southeastern Louisiana at Louisiana Tech, 7:00 p.m.
New Mexico State at UTEP, TBA
Seattle U at Stanford, 7:00 p.m. (Pac-12 Net)
UT Arlington at North Texas, 7:00 p.m.
Utah State at Santa Clara, 7:00 p.m.

November 29 (Thursday)

UTSA at Oregon, TBA

November 30 (Friday)

Louisiana Tech at Georgia State, 7:00 p.m.
Utah at Texas State, 7:00 p.m.

December 1 (Saturday)

UC Davis at Idaho, 7:05 p.m.
So. Miss at New Mexico State, 7:00 p.m. (AV)
San Jose State at Montana State, TBA
UT Arlington at Texas, TBA
UTSA at CSU Bakersfield, 7:00 p.m.

December 2 (Sunday)

Denver at Stanford, 2:00 p.m. (PAC-12 Network)

December 3 (Monday)

UT Arlington at UT Pan American, 7:00 p.m.

December 4 (Tuesday)

Louisiana Tech at Northwestern State, 7:30 p.m.
New Mexico State at South Alabama, TBA
UTSA at Mississippi State, 7:00 p.m.

December 5 (Wednesday)

Mercer at Denver, 7:00 p.m.
San Jose State at UC Davis, 7:00 p.m.
Oral Roberts at Texas State, 7:00 p.m.
Utah State at Brigham Young, 7:05 p.m.

December 6 (Thursday)

Idaho at Eastern Washington, 6:05 p.m.

December 8 (Saturday)

Idaho at UTEP, 7:00 p.m.
Southern Miss at Louisiana Tech, 7:00 p.m.
Sacramento State at San Jose State, 4:30 p.m.
UTSA at USC Upstate, 1:00 p.m.
UT Pan American at Texas State, TBA
Western Oregon at Utah State, 7:05 p.m.

December 10 (Monday)

Seattle U at Eastern Washington, 6:05 p.m.

December 11 (Tuesday)

Santa Clara at San Jose State, 7:00 p.m.

December 12 (Wednesday)

Louisiana Tech at McNeese State, TBA

December 13 (Thursday)

Washington at Seattle U, 7:00 p.m. (ROOT)
Houston Baptist at UT Arlington, 7:00 p.m.

December 15 (Saturday)

Nebraska-Omaha at Denver, 4:00 p.m.
Walla Walla at Idaho, 7:05 p.m.
New Mexico State at New Mexico, TBA
Texas State at Texas, TBA
Utah State at Utah Valley, 7:00 p.m.

December 17 (Monday)

Louisiana Tech at UALR, TBA
Jackson State at Seattle U, 7:00 p.m.
Texas State at Northwestern, TBA

December 18 (Tuesday)

Denver at Wyoming, TBA

December 19 (Wednesday)

New Mexico at New Mexico State, 7:00 p.m. (AV)
Northern Illinois at Seattle U, 7:00 p.m.
UT Arlington at Oklahoma State, 7:00 p.m.

December 20 (Thursday)

Idaho vs. Boise State, TBA
(played at CenturyLink Arena, Boise, Idaho)
Texas State at Central Michigan, TBA
Nicholls State at Utah State, 8:05 p.m.
(World Vision Challenge – Logan, Utah)

December 21 (Friday)

Southern Utah at Denver, 4:00 p.m.
UTSA at Texas A&M-Corpus Christi, 7:00 p.m.
UC Davis at Utah State, 8:05 p.m.
(World Vision Challenge – Logan, Utah)

December 22 (Saturday)

Missouri State at New Mexico State, 7:00 p.m. (AV)
San Jose State vs. James Madison, TBA
(game played in Las Vegas, Nev.)
Campbell at Seattle U, 7:00 p.m.
Southern Illinois at Utah State, 8:05 p.m.
(World Vision Challenge – Logan, Utah)

December 29 (Saturday)

*San Jose State at Texas State, TBA
*Utah State at UTSA, 6:00 p.m.
*Denver at Louisiana Tech, 7:00 p.m. (ERT)
*New Mexico State at UT Arlington, 7:00 p.m.
*Idaho at Seattle U, 7:00 p.m. (ROOT)

2012-13 COMPOSITE SCHEDULE

December 31 (Monday)

*San Jose State at UTSA, 2:00 p.m.
*Utah State at Texas State, 4:00 p.m.
*Denver at UT Arlington, 2:00 p.m.
*New Mexico State at Louisiana Tech, 7:00 p.m.

January 2 (Wednesday)

Boise State at UT Arlington, 7:00 p.m.

January 3 (Thursday)

*Idaho at San Jose State, 7:00 p.m.
*Seattle U at Utah State, 7:00 p.m.
*Texas State at Denver, 7:00 p.m.
*UTSA at New Mexico State, 7:00 p.m. (AV)

January 5 (Saturday)

*Seattle U at San Jose State, 7:00 p.m.
*Idaho at Utah State, 7:00 p.m.
*Texas State at New Mexico State, 7:00 p.m. (AV)
*Louisiana Tech at UT Arlington, 7:00 p.m.

January 6 (Sunday)

*UTSA at Denver, 2:00 p.m.

January 8 (Tuesday)

New Orleans at San Jose State, 7:00 p.m.

January 10 (Thursday)

*Louisiana Tech at Texas State, TBA
*UT Arlington at UTSA, 7:00 p.m.
*Denver at Idaho, 7:05 p.m.
*New Mexico State at Seattle U, 7:00 p.m. (ROOT)

January 11 (Friday)

*San Jose State at Utah State, 7:05 p.m.

January 12 (Saturday)

*UT Arlington at Texas State, TBA
*Louisiana Tech at UTSA, 6:00 p.m.
*Denver at Seattle U, 3:30 p.m. (ROOT)
*New Mexico State at Idaho, 7:05 p.m.

January 17 (Thursday)

*San Jose State at Denver, 7:00 p.m.
*Utah State at New Mexico State, 7:00 p.m. (AV)
*Idaho at Louisiana Tech, 7:00 p.m. (ERT)
*Seattle U at UT Arlington, 7:00 p.m.

January 19 (Saturday)

*San Jose State at NM State, 7:00 p.m. (AV)
*Utah State at Denver, 4:30 p.m. (ROOT)
*Texas State at UTSA, TBA
*Idaho at UT Arlington, 7:00 p.m.
*Seattle U at Louisiana Tech, 7:00 p.m.

January 23 (Wednesday)

*Denver at New Mexico State, 9:00 p.m. (ESPNU)

January 24 (Thursday)

*Louisiana Tech at San Jose State, 7:00 p.m.
*UT Arlington at Utah State, 7:05 p.m.
*Texas State at Idaho, 7:05 p.m.
*UTSA at Seattle U, 7:00 p.m. (ROOT)

January 26 (Saturday)

*UT Arlington at San Jose State, 7:00 p.m.
*Louisiana Tech at Utah State, 7:05 p.m.
*Texas State at Seattle U, TBA
*UTSA at Idaho, 7:05 p.m.

January 31 (Thursday)

*San Jose State at Seattle U, 7:00 p.m.
*Utah State at Idaho, 7:05 p.m. (ERT)
*New Mexico State at Texas State, TBA
*Denver at UTSA, 7:00 p.m.

February 2 (Saturday)

*San Jose State at Idaho, 7:05 p.m.
*Utah State at Seattle U, 7:00 p.m. (ROOT)
*Denver at Texas State, TBA
*New Mexico State at UTSA, 6:00 p.m.
*UT Arlington at Louisiana Tech, 7:00 p.m.

February 7 (Thursday)

*Texas State at UT Arlington, 7:00 p.m.
*UTSA at Louisiana Tech, 7:00 p.m.
*Seattle U at Denver, 7:00 p.m. (ROOT)
*Idaho at New Mexico State, 7:00 p.m. (AV)

February 8 (Wednesday)

*Utah State at San Jose State, 7:00 p.m.

February 9 (Saturday)

*Texas State at Louisiana Tech, 7:00 p.m.
*UTSA at UT Arlington, 7:00 p.m.
*Idaho at Denver, 4:00 p.m. (ROOT)
*Seattle U at New Mexico State, 7:00 p.m. (AV)

February 12 (Tuesday)

CSU Bakersfield at UTSA, 7:00 p.m.

February 14 (Thursday)

*New Mexico State at San Jose State, 7:00 p.m.
*Denver at Utah State, 7:05 p.m.
*UT Arlington at Idaho, 7:05 p.m.
*Louisiana Tech at Seattle U, 7:00 p.m.

February 16 (Saturday)

*Denver at San Jose State, 7:00 p.m.
*New Mexico State at Utah State, 9:05 p.m. (ESPNU)
*UTSA at Texas State, TBA
*UT Arlington at Seattle U, TBA
*Louisiana Tech at Idaho, 7:05 p.m.

February 20 (Wednesday)

Central Baptist at Louisiana Tech, 7:00 p.m.
UT Pan American at UT Arlington, 7:00 p.m.

February 22-23 (Fri.-Sat.)

Bracket Buster Week:
TBA at UT Arlington, TBA
TBA at UTSA, TBA
TBA at Utah State, TBA
Denver at TBA, TBA
Idaho at TBA, TBA
Texas State at TBA, TBA

February 23 (Saturday)

UTEP at New Mexico State, 7:00 p.m. (AV)

February 28 (Thursday)

*San Jose State at UT Arlington, 7:00 p.m.
*Utah State at Louisiana Tech, 7:00 p.m. (ERT)
*Seattle U at Texas State, TBA
*Idaho at UTSA, 7:00 p.m.

March 2 (Saturday)

*San Jose State at Louisiana Tech, 7:00 p.m.
*Utah State at UT Arlington, 6:00 p.m.
*Idaho at Texas State, TBA
*Seattle U at UTSA, 6:00 p.m.
*New Mexico State at Denver, 4:00 p.m. (ERT)

March 6 (Wednesday)

Seattle U vs. CSU-Bakersfield, 7:00 p.m.
(game played at ShoWare Center in Kent, Wash.)

March 7 (Thursday)

*UTSA at San Jose State, 7:00 p.m.
*Texas State at Utah State, 7:05 p.m.
*UT Arlington at Denver, 7:00 p.m.
*Louisiana Tech at New Mexico State, 7:00 p.m. (AV)

March 9 (Saturday)

*Texas State at San Jose State, 7:00 p.m.
*UTSA at Utah State, 7:05 p.m.
*Louisiana Tech at Denver, 5:00 p.m. (ROOT)
*UT Arlington at New Mexico State, 7:00 p.m. (AV)
*Seattle U at Idaho, 7:05 p.m.

March 12 (Tuesday) WAC Tournament

Game 1: No. 9 vs. No. 8, 6:00 p.m.
Game 2: No. 10 vs. No. 7, 8:30 p.m.

March 14 (Thursday) WAC Tournament

Game 3: Winner Game 1 vs. No. 1, Noon
Game 4: No. 5 vs. No. 4, 2:30 p.m.
Game 5: No. 6 vs. No. 3, 6:00 p.m.
Game 6: Winner Game 2 vs. No. 2, 8:30 p.m.

March 15 (Friday) WAC Tournament

Game 7: WG3 vs. WG 4, 6:00 p.m.
Game 8: WG 5 vs. WG 6, 8:30 p.m.

March 16 (Saturday) WAC Tournament

Championship Game: WG 7 vs. WG 8, 8 p.m. (ESPNU)

AV-AggieVision TV
ROOT-ROOT Sports TV
ERT-ESPN Regional TV