

# All-Time Scores



**Thomas E. Mills**

1916-19  
53-6  
.898

## 1916-17

### 17-3 Overall

Date	Opponent	W-L	Score
01/12	Peru State	W	30-17
01/13	Bellevue	W	33-18
01/18	Nebraska Wesleyan	W	30-21
01/19	York	W	33-14
01/30	at Trinity (Iowa)	W	35-14
02/01	Doane	W	22-10
02/06	at Campion	L	15-16
02/07	at Dubuque	L	27-31
02/10	at Beloit	W	18-17
02/12	at St. Viator's (I)	W	20-19
02/19	at Drake	L	27-38
02/22	Dubuque	W	23-11
02/26	at Nebraska Wesleyan	W	22-18
03/02	Drake	W	40-22
03/07	Nebraska Wesleyan	W	31-20
03/13	Trinity (Iowa)	W	28-9
	York	W	33-14
	Bellevue	W	34-17
	Doane	W	23-12
	Peru State	W	29-15

Sites and dates for four above games unknown

## 1917-18

### 11-0 Overall

Date	Opponent	W-L	Score
01/11	Cotner	W	53-21
01/18	Simpson	W	26-21
01/19	Dubuque	W	23-10
01/26	Nebraska Wesleyan	W	36-12
02/13	at Nebraska Wesleyan	W	34-19
02/15	Drake	W	25-11
02/22	at Trinity (Iowa)	W	35-9
02/23	at South Dakota	W	30-8
03/04	at Parsons	W	40-14
03/05	at Dubuque	W	28-11
03/06	at Northern Iowa	W	34-15

## 1918-19

### 10-0 Overall

Date	Opponent	W-L	Score
01/11	Doane	W	52-24
01/17	Cotner	W	51-16
01/30	Drake	W	32-7
02/05	South Dakota	W	24-10
02/08	Morningside	W	28-3
02/21	at Simpson	W	22-17
02/22	at Drake	W	25-14
02/26	at Morningside	W	32-8
02/27	at South Dakota	W	19-8
03/15	Trinity (Iowa)	W	30-12

## 1919-20

### 15-3 Overall

Date	Opponent	W-L	Score
01/16	Yankton	W	39-11
01/17	Yankton	W	56-13
01/23	South Dakota State	W	23-11
01/24	South Dakota State	W	23-8
01/26	Drake	W	36-12
01/27	Drake	W	45-19
02/04	Indiana	W	29-20
02/11	Michigan State	W	22-21
02/12	Michigan State	L	15-18
02/21	Simpson	W	30-10
03/01	at Michigan State	L	24-31
03/02	at Detroit	W	24-16
03/03	at St. John's (Ohio)	W	30-7
03/04	at Hillsdale	W	24-18
03/08	at John Carroll	W	24-18
03/09	at Duquesne	W	31-27
03/10	at W.V. Wesleyan	L	33-35
03/11	at Marietta	W	27-26



**Eddie Mulholland**

1920-21  
5-1  
.833

Eddie Mulholland resigned on Feb. 5, 1921 in a dispute over a slick floor caused by a dance prior to the team's loss one night earlier. Charles Kearney then took over as player-coach.



**Charles Kearney**

1921-22  
31-10  
.756

## 1920-21

### 13-6 Overall

Date	Opponent	W-L	Score
01/14	at Yankton	W	48-17
01/15	Yankton	W	50-5
01/26	South Dakota	W	35-19
01/27	South Dakota	W	33-14
01/29	Oklahoma	W	27-16
02/04	Des Moines	L	19-24

Charles Kearney takes over

Date	Opponent	W-L	Score
02/05	Des Moines	W	22-14
02/17	Notre Dame	W	24-20
02/23	Colgate	W	32-29
02/24	Colgate	L	24-27
02/28	at Loras (I)	W	31-27
03/02	at Valparaiso	W	26-24
03/03	at Michigan State	L	20-27
03/04	at John Carroll	W	31-23
03/05	at Allegheny	L	30-31
03/07	at Duquesne	L	28-37
03/08	at W.V. Wesleyan	W	33-25
03/09	□ vs. W.V. Wesleyan	W	27-26
03/10	at Marietta	L	28-32

□ in Weston, W.V.

## 1921-22

### 23-5 Overall

Date	Opponent	W-L	Score
12/16	Midland	W	43-17
12/17	Midland	W	59-14
12/22	Iowa	W	19-17
12/23	Iowa	L	17-20
12/26	Colgate	W	28-19
12/27	Colgate	W	34-25
01/06	Yankton	W	44-11
01/07	Yankton	W	70-20
01/12	South Dakota	W	30-15
01/13	South Dakota	W	33-13
01/20	Notre Dame	L	25-28
01/21	Notre Dame	W	25-22
01/27	South Dakota State	W	28-26
01/28	South Dakota State	W	34-25
02/03	Michigan State	W	41-30
02/04	Michigan State	W	25-21
02/10	Des Moines	W	40-28
02/11	Des Moines	W	34-25
02/23	at Des Moines	W	33-12
02/24	at Simpson	W	39-25
02/25	at Des Moines	W	20-18
02/27	at Michigan State	W	34-28
03/01	at Buffalo	W	36-27
03/02	at Syracuse	L	28-39
03/03	□ Colgate	L	24-38
03/04	at Penn State	L	26-49
03/09	at W.V. Wesleyan	W	32-23
03/10	at W.V. Wesleyan	W	43-22

□ in Binghamton, N.Y.



**Arthur A. Schabinger**

1922-35  
165-66  
.714

## 1922-23

### 12-5 Overall

#### 11-3 NCC (1st)

Date	Opponent	W-L	Score
01/03	Kansas	L	7-29
01/19	Morningside*	W	32-14
01/20	Morningside*	W	42-19
01/26	South Dakota*	W	42-12
01/27	South Dakota*	W	38-30
02/01	at South Dakota State*	W	38-17
02/02	at South Dakota State*	W	28-26
02/03	at Morningside*	W	41-26
02/09	Marquette*	W	24-9
02/10	Marquette*	L	15-19
02/12	North Dakota	L	18-23
02/14	Nebraska Wesleyan*	W	44-15
02/16	South Dakota State*	W	28-20
02/17	South Dakota State*	W	38-11
02/22	at Marquette*	L	16-25
02/23	at Marquette*	L	6-7
03/03	Nebraska	W	46-24

## 1923-24

### 13-2 Overall

#### 9-1 NCC (1st)

Date	Opponent	W-L	Score
12/22	Indiana	W	39-29
01/02	Iowa	W	36-13
01/18	South Dakota State*	W	52-15
01/19	South Dakota State*	W	38-22
01/25	North Dakota*	W	32-10
01/29	North Dakota State*	W	34-15
02/02	Nebraska	L	21-25
02/08	at Marquette*	W	28-17
02/09	at Marquette*	L	18-20
02/15	Des Moines*	W	33-19
02/22	Notre Dame	W	29-22
02/23	Notre Dame	W	23-12
02/25	Morningside*	W	42-15
02/29	Marquette*	W	39-21
03/01	Marquette*	W	32-12

## 1924-25

### 14-2 Overall

#### 7-0 NCC (1st)

Date	Opponent	W-L	Score
12/20	Minnesota	L	24-29
01/03	Drake	W	55-17
01/10	at Marquette*	W	31-15
01/17	at Iowa	W	38-20
01/23	Notre Dame	W	34-21
01/24	Notre Dame	W	26-17
01/27	Morningside*	W	53-12
01/31	Des Moines*	W	24-13
02/06	South Dakota State*	W	34-24
02/07	North Dakota State*	W	41-18
02/12	at North Dakota	W	39-21
02/13	at North Dakota	W	29-20
02/14	at North Dakota State*	W	32-25
02/16	at Morningside*	W	46-16
02/21	Marquette*	W	24-13
02/28	Nebraska	L	11-15

## 1925-26

### 11-9 Overall

#### 4-3 NCC

Date	Opponent	W-L	Score
12/12	Midland	W	63-6
12/19	Minnesota	L	20-21
12/21	Minnesota	W	27-11
01/02	Iowa State	W	18-15

01/09	Nebraska	L	15-20
01/15	at South Dakota State*	W	25-17
01/16	at Morningside*	W	23-13
01/21	at Loyola (Ill.)	L	20-21
01/23	at Marquette*	L	15-17
01/26	North Dakota	W	25-21
01/27	North Dakota	L	19-20
02/02	Des Moines*	L	21-34
02/05	South Dakota	W	34-14
02/15	at Nebraska	W	15-11
02/16	Kansas State	W	27-21
02/20	Morningside*	L	22-26
02/24	South Dakota State*	W	32-16
02/27	Marquette*	W	24-16
03/05	at Notre Dame	L	17-23
03/06	at Notre Dame	L	18-29

## 1926-27

### 14-5 Overall

#### 6-2 NCC (1st)

Date	Opponent	W-L	Score
12/18	Grinnell	W	35-31
01/03	Kansas	L	29-31
01/08	Kansas State	W	39-33
01/11	South Dakota State*	W	67-16
01/13	at Des Moines	W	36-15
01/15	at Marquette*	L	22-31
01/18	Drake	W	36-32
01/22	Morningside*	W	41-19
01/31	Iowa State	W	25-21
02/02	North Dakota State*	W	23-20
02/04	at South Dakota State*	W	30-18
02/11	at Marquette*	W	39-23
02/12	North Dakota	W	24-22
02/15	Missouri	W	37-30
02/18	at North Dakota	W	31-27
02/19	at North Dakota State*	W	25-21
02/21	at Morningside*	L	30-43
03/04	Notre Dame	L	20-32
03/05	Notre Dame	L	17-31

## 1927-28

### 13-2 Overall

Date	Opponent	W-L	Score
12/22	Oregon State	W	34-28
12/23	Oregon State	W	17-16
01/06	Colorado	W	41-24
01/07	Colorado	W	52-13
01/14	at Marquette	L	20-26
01/21	South Dakota	W	31-16
01/30	at Iowa	L	26-30
01/31	at Coe	W	40-36
02/04	Grinnell	W	24-19
02/07	Morningside	W	57-23
02/11	at Saint Louis	W	38-25
02/18	Marquette	W	38-21
02/20	at Morningside	W	27-24
02/21	□ South Dakota	W	55-26
03/03	Saint Louis	W	48-26

□ at Sioux City, Iowa

## 1928-29

### 13-4 Overall

#### 4-1 MVC (2nd)

Date	Opponent	W-L	Score
12/18	Coe	W	35-18
01/04	at Colorado	W	32-21
01/05	at Colorado	W	46-27
01/12	Kansas State	W	50-25
01/15	Grinnell*	W	38-25
01/18	at Drake*	W	37-21
01/19	at Marquette	W	32-20
01/23	Oklahoma State*	W	49-23
01/26	at Iowa	L	26-28
02/04	Iowa State	W	32-26
02/07	Missouri	L	29-33
02/13	at Washington (Mo.)*	L	16-22
02/15	at Syracuse	W	31-25
02/16	at Syracuse	L	29-35
02/23	Marquette	W	26-17
02/26	Kansas	W	44-27
03/02	Drake*	W	44-33

## 1929-30

### 12-7 Overall

# All-Time Scores

01/07	Kentucky	W	34-22
01/10	Oklahoma State*	W	37-30
01/13	at Drake*	L	20-23
01/14	at Grinnell*	W	27-25
01/16	at Marquette	W	27-22
01/30	Butler*	W	27-22
02/03	at Iowa	L	30-37
02/04	at Washington (Mo.)*	W	44-32
02/06	Missouri	W	28-19
02/11	at Oklahoma State*	W	29-28
02/14	Drake*	W	79-26
02/18	Washington (Mo.)*	W	46-22
02/22	at Butler*	L	33-45
02/25	Grinnell*	W	46-31

## 1933-34

14-3 Overall

7-3 MVC (2nd)

Date	Opponent	W-L	Score
12/09	South Dakota	W	56-26
12/14	at Missouri	W	28-24
12/20	Kansas State	W	55-21
01/06	North Dakota	W	47-26
01/12	at Drake*	W	36-25
01/13	at Grinnell*	W	37-20
01/20	at Butler*	L	30-48
01/22	at Washington (Mo.)*	L	20-24
01/27	Drake*	W	31-21
02/05	Butler* (1)	L	32-33
02/10	Washington (Mo.)*	W	40-20
02/12	Missouri	W	36-24
02/17	Marquette (1)	W	31-25
02/24	Grinnell*	W	46-26
02/26	Iowa State	W	46-33
03/02	at Oklahoma State*	W	46-27
03/03	at Oklahoma State*	W	53-35

## 1934-35

12-8 Overall

8-4 MVC (T-1st)

Date	Opponent	W-L	Score
12/17	at South Dakota	W	41-30
12/20	Brigham Young	L	38-48
01/03	Stanford	L	29-33
01/04	Stanford	W	31-26
01/07	at Oklahoma State*	L	17-25
01/08	at Tulsa*	W	38-22
01/12	Washington (Mo.)*	W	31-28
01/14	at Marquette (1)	W	31-29
01/18	at Grinnell*	W	32-29
01/19	at Drake*	L	28-39
01/26	Oklahoma State (1)*	W	30-22
02/02	Drake*	W	36-34
02/08	at Washington (Mo.)*	L	23-26
02/09	at Washburn*	W	32-28
02/16	Grinnell*	W	36-24
02/20	at Vanderbilt	W	53-28
02/22	at Kentucky	L	42-63
02/23	at Kentucky	L	13-24
02/27	Washburn*	L	32-33
03/01	Tulsa*	W	39-21



**E.S.  
"Eddie" Hickey**

1935-43 &  
1946-47  
127-71  
.641

## 1935-36

13-6 Overall

8-4 MVC (T-1st)

Date	Opponent	W-L	Score
12/13	at South Dakota	W	44-37
12/20	Brigham Young	L	36-44
01/03	Vanderbilt	W	40-34
01/04	Vanderbilt	W	46-30
01/10	at Tulsa*	W	32-31
01/11	at Oklahoma State*	L	22-32
01/13	Washington (Mo.)*	W	44-18

01/18	Grinnell*	W	53-26
01/25	Oklahoma State*	W	48-29
02/01	Drake*	W	41-30
02/07	at Grinnell*	W	40-35
02/08	at Drake*	L	40-45
02/12	Washburn*	L	35-39
02/15	Tulsa*	W	37-22
02/19	at Washington (Mo.)*	W	62-42
02/21	at Kentucky	L	38-63
02/22	at Kentucky	W	31-29
02/29	Marquette	W	44-34
03/04	at Washburn*	L	32-33

## 1936-37

11-9 Overall

8-4 MVC (2nd)

Date	Opponent	W-L	Score
12/15	South Dakota	W	34-27
12/21	Ohio State	L	28-35
12/23	Minnesota	L	23-34
01/04	Iowa State	W	33-28
01/06	at Washington (Mo.)*	W	44-33
01/08	at Kentucky	L	36-59
01/09	at Tennessee	L	28-34
01/13	Grinnell*	W	51-28
01/16	at Oklahoma State*	L	27-45
01/18	at Tulsa*	L	39-42
01/30	Saint Louis	W	53-26
02/05	at Drake*	L	42-43
02/08	Oklahoma State*	W	23-19
02/13	Tulsa*	W	54-26
02/16	at Washburn*	W	45-31
02/19	Drake*	W	34-28
02/22	at Grinnell*	L	30-40
02/27	at Marquette	L	31-44
03/01	Washington (Mo.)*	W	79-46
03/06	Washburn*	W	66-16

## 1937-38

11-14 Overall

7-7 MVC (T-4th)

Date	Opponent	W-L	Score
12/16	South Dakota	W	47-38
12/21	at DePaul	W	44-37
12/23	at Western Michigan	L	36-39
12/27	at Ohio State	L	17-31
12/29	at Syracuse	L	39-50
12/30	at Scranton	L	34-44
01/01	at St. Joseph's (Pa.)	L	40-50
01/03	at Xavier	W	34-29
01/07	California	L	35-41
01/12	Tulsa*	L	32-33
01/14	at Washington (Mo.)*	W	38-34
01/15	at Saint Louis*	W	43-31
01/18	Kansas State	W	44-39
01/29	Saint Louis*	W	36-24
02/02	Oklahoma State* (1)	L	35-37
02/05	at Grinnell*	W	34-28
02/07	at Drake*	L	31-45
02/12	at Washburn*	L	32-36
02/14	at Oklahoma State*	L	30-37
02/15	at Tulsa*	L	38-41
02/19	Washington (Mo.)*	W	48-30
02/24	Grinnell*	W	48-46
02/26	Marquette	L	32-33
02/28	Drake*	W	40-39
03/05	at Washburn*	L	48-55

## 1938-39

11-12 Overall

7-7 MVC (5th)

Date	Opponent	W-L	Score
12/15	at South Dakota	L	34-40
12/17	at Minnesota	L	32-47
12/19	Wyoming	W	57-49
12/28	at Rockhurst	W	37-31
12/30	at Denver	W	54-42
01/02	at Wyoming	L	36-47
01/03	at Northern Colorado	L	37-50
01/07	Washington (Mo.)*	L	30-34
01/13	at Washington (Mo.)*	W	41-32
01/14	at Saint Louis* (1)	W	34-31

01/28	Iowa State	W	35-29
01/30	Saint Louis*	L	20-22
02/01	Washburn*	W	36-29
02/04	at Tulsa*	L	42-55
02/06	at Oklahoma State*	L	18-32
02/11	Drake*	L	41-50
02/13	Grinnell*	W	44-38
02/18	DePaul	L	31-39
02/20	Tulsa*	W	32-27
02/25	at Drake*	L	35-43
02/27	at Grinnell*	L	38-56
03/04	Oklahoma State*	W	31-28
03/08	at Washburn*	W	34-31

## 1939-40

11-9 Overall

8-4 MVC (2nd)

Date	Opponent	W-L	Score
12/15	Denver	W	47-34
12/18	Michigan State	L	30-32
12/19	Michigan State	L	21-38
12/21	at South Dakota	L	37-39
01/03	Northern Colorado	W	50-36
01/06	Iowa State	L	32-35
01/09	Kansas State	L	44-50
01/13	Tulsa*	W	36-24
01/15	Oklahoma State*	L	27-38
01/27	Drake*	W	39-38
02/03	at Oklahoma State*	L	21-39
02/05	at Tulsa*	W	34-31
02/10	Saint Louis*	W	34-29
02/12	at Drake*	W	49-45
02/16	at Washburn*	L	36-44
02/19	at Washington (Mo.)*	W	42-35
02/20	at Saint Louis*	L	35-43
02/24	Washburn*	W	42-31
03/02	Washington (Mo.)*	W	34-30
03/04	Kansas	W	35-33

## 1940-41

18-7 Overall

9-3 MVC (1st)

Date	Opponent	W-L	Score
12/13	South Dakota	W	48-36
12/16	Marquette	W	57-12
12/19	Kentucky	W	54-45
12/23	Minnesota	W	37-32
12/30	at Michigan State	W	37-29
12/31	at Michigan State	L	29-34
01/02	at Ohio State	L	42-55
01/03	at Xavier	W	42-39
01/07	Washburn*	W	42-20
01/11	Washington (Mo.)*	W	41-17
01/17	at Oklahoma State*	L	31-41
01/18	at Tulsa*	W	45-29
02/01	at Drake*	W	51-42
02/05	Tulsa*	L	31-38
02/08	Saint Louis*	W	38-30
02/13	at Bradley	L	46-52
02/14	at DePaul	W	60-48
02/20	Oklahoma State*	W	42-38
02/24	at Washington (Mo.)*	L	33-38
02/25	at Saint Louis*	W	35-34
03/01	Drake*	W	65-57
03/07	at Washburn*	W	51-37
03/18	at Iowa State	W	57-48
03/21	at Washington State	L	39-48
03/22	at Wyoming	W	45-44

□ Regional play-in game (Kansas City, Mo.)

■ NCAA Western Regional

at Municipal Auditorium, Kansas City, Mo.

## 1941-42

18-5 Overall

9-1 MVC (T-1st)

Date	Opponent	W-L	Score
12/11	Denver	W	43-16
12/15	UCLA	W	34-18
12/18	at South Dakota	W	50-26

12/20	at Minnesota	L	30-44
12/22	Ohio State	W	60-34
12/29	Utah	W	36-32
01/03	at Long Island	L	35-40
01/05	at Scranton	W	63-44
01/09	at Washington (Mo.)*	W	44-30
01/10	at Saint Louis*	W	39-30
01/15	Washington (Mo.)*	W	45-30
01/31	Drake*	W	60-25
02/07	Oklahoma State*	L	22-31
02/10	at Kansas	L	49-53
02/14	at Loyola (Ill.)	W	40-30
02/16	Saint Louis*	W	47-37
02/21	at Tulsa*	W	40-30
02/23	at Oklahoma State*	W	31-29
02/28	Tulsa*	W	54-23
03/07	at Drake*	W	39-19
03/16	at West Texas A&M	W	59-58
03/23	at Western Kentucky	L	36-49
03/25	at Toledo	W	48-46

□ National Invitation Tournament

at Madison Square Garden, New York, N.Y.

## 1942-43

16-1 Overall

10-0 MVC (1st)

NIT (0-1)

Date	Opponent	W-L	Score
12/15	at Kansas	W	38-33
12/19	South Dakota	W	53-36
12/23	Washington State	W	51-36
01/02	at Long Island	W	31-30
01/04	at Duquesne	W	42-40
01/09	Saint Louis*	W	69-25
01/16	Oklahoma State*	W	32-24
01/21	at Drake*	W	40-31
02/05	at Oklahoma State*	W	40-38
02/06	at Tulsa*	W	59-38
02/13	Tulsa*	W	65-26
02/15	Drake*	W	49-47
02/20	Washington (Mo.)*	W	45-26
02/26	at Washington (Mo.)*	W	51-36
02/27	at Saint Louis*	W	61-40
03/04	Kansas	W	54-34
03/18	at Washington & Jefferson	L	42-43

□ National Invitation Tournament

at Madison Square Garden, New York, N.Y.

## 1943-45

Creighton ceased varsity athletics  
competition due  
to World War II

## 1945-46

9-10 Overall

3-7 MVC (6th)

Coach Duce Belford

Date	Opponent	W-L	Score
12/14	at Nebraska-Omaha	W	48-19
12/20	at Morningside	W	41-32
01/05	Wichita State*	L	32-33
01/11	at Oklahoma State*	L	34-53
01/18	at South Dakota	W	55-42
01/19	at South Dakota State	L	49-60
02/02	South Dakota State	W	44-41
02/05	Rockhurst	L	37-38
02/08	Saint Louis*	W	33-32
02/09	South Dakota	W	49-46
02/12	Drake*	W	39-31
02/16	at Drake*	L	25-58
02/23	Nebraska-Omaha	W	38-27
02/26	at Saint Louis*	L	39-44
02/27	at Tulsa*	L	43-59
03/01	at Wichita State*	L	47-61
03/03	at Rockhurst	L	34-46
03/07	Tulsa*	W	40-39
03/09	Oklahoma State*	L	24-45



# All-Time Scores

## 1948-49

### 9-14 Overall

Date	Opponent	W-L	Score
12/03	Morningside	W	53-30
12/07	Trinity (Texas)	W	50-26
12/11	at Iowa	L	38-77
12/16	San Diego State	W	47-33
12/18	Centenary	L	44-50
12/20	Centenary	W	64-52
01/03	at Drake	L	48-69
01/08	at Wisconsin	L	39-75
01/10	Washington (Mo.)	L	51-60
01/15	at #7 Illinois	L	30-96
01/29	at Kansas	L	50-79
01/31	Drake	L	36-63
02/05	St. Ambrose	W	56-43
02/07	Tulsa	W	46-36
02/14	at Washington (Mo.)	L	39-64
02/19	Oklahoma City	L	41-43
02/24	Nebraska-Omaha	W	50-42
02/28	at Lawrence Tech	W	55-45
03/01	at Hillsdale	W	51-40
03/02	at St. Francis (N.Y.)	L	43-50
03/05	at Seton Hall	L	47-62
03/11	at Tulsa	L	42-58
03/12	at Oklahoma City	L	26-46

## 1949-50

### 13-13 Overall

#### National Catholic

#### Intercollegiate Tournament (0-1)

Date	Opponent	W-L	Score
12/02	Colorado College	W	58-51
12/05	Kansas	W	59-55
12/08	at Notre Dame	L	50-57
12/14	Houston (1)	W	52-47
12/16	at South Dakota	W	49-31
12/17	Fresno State	W	55-31
12/20	at Oklahoma City	L	40-57
12/22	at Wichita State	L	53-70
01/09	Nebraska-Omaha	W	56-51
01/13	at Northern Colorado	L	47-63
01/14	at Northern Colorado	W	58-54
01/21	Wichita State	W	71-58
01/31	at Washington (Mo.)	L	40-52
02/02	at Villanova	L	63-84
02/04	at Seton Hall	W	45-42
02/07	Hawaii	W	74-67
02/11	at Drake	L	60-76
02/13	South Dakota	W	67-58
02/18	at Marquette	L	68-80
02/19	at Lawrence Tech	L	55-60
02/23	at Nebraska-Omaha	W	60-46
02/25	Oklahoma City (1)	W	40-37
02/27	Drake	L	55-58
03/04	at Iowa	L	46-70
03/06	at Washington (Mo.)	L	38-40
03/29	■ St. Francis (N.Y.)	L	66-67

■ National Catholic Intercollegiate Tournament at Albany, N.Y.

## 1950-51

### 9-18 Overall

Date	Opponent	W-L	Score
12/01	Buena Vista	W	81-40
12/04	at Kansas	L	35-51
12/15	at South Dakota	L	41-47
12/18	Springfield	L	53-60
12/21	North Texas	W	63-53
12/29	Wichita State	L	57-74
12/31	at Seton Hall	L	49-73
01/02	at St. Francis (Pa.)	L	53-96
01/03	at #8 Villanova	L	43-61
01/06	at Holy Cross	L	47-67
01/07	at St. Michael's (Vt.)	L	51-59
01/08	at Syracuse	L	46-66
01/10	at Siena	L	40-58
01/12	Northern Colorado	W	51-46
01/13	Northern Colorado	W	49-41
01/20	at Drake	L	43-60
01/23	at Wichita State	L	62-75
01/27	at Lawrence Tech	L	59-74
01/29	at Iowa State	L	49-75

02/03	at Washington (Mo.)	L	33-70
02/08	Cornell (Iowa)	W	73-67
02/17	Colorado College	W	72-68
02/19	Marquette	L	55-57
02/24	South Dakota	W	51-44
02/26	Drake	L	50-60
02/28	Washington (Mo.)	W	59-56
03/05	Gustavus Adolphus	W	66-56

## 1951-52

### 6-15 Overall

Date	Opponent	W-L	Score
12/01	Buena Vista	W	61-55
12/05	at Wichita State	L	63-100
12/07	Iowa State	L	49-57
12/10	Kansas	L	47-65
12/14	Fresno State	W	54-45
12/18	Loyola Marymount	W	55-47
01/06	at Lawrence Tech	L	67-82
01/09	at Villanova	L	61-79
01/10	at #9 Seton Hall	L	44-60
01/19	at Drake	L	48-49
02/01	at Nebraska-Omaha	W	58-47
02/07	Wichita State	L	62-63
02/08	Wichita State	L	63-66
02/16	at Iowa State (1)	L	58-59
02/20	Oklahoma City	L	44-65
02/21	at Beloit	L	51-53
02/23	at Marquette	L	45-55
02/26	Drake	L	53-67
02/28	at Oklahoma City	L	46-61
03/01	Nebraska-Omaha	W	90-40
03/03	Gustavus Adolphus	W	67-52



**Sebastian "Subby" Salerno**

1952-55  
30-45  
.400

## 1952-53

### 11-14 Overall

Date	Opponent	W-L	Score
11/29	Buena Vista	W	63-39
12/01	at Loyola (Ill.)	L	70-77
12/03	at Notre Dame	L	59-80
12/05	Regis	L	73-80
12/08	at Rockhurst	W	26-25
12/10	at Oklahoma State	L	57-68
12/13	Drake	W	76-71
12/15	Portland	W	88-67
12/18	Denver	W	80-72
01/03	Idaho State	L	68-69
01/08	Marquette	L	54-55
01/09	Wichita State	L	55-77
01/24	at Iowa State	L	49-87
02/02	Nebraska-Omaha	W	56-54
02/07	Cornell (Iowa)	W	77-68
02/14	at Nebraska-Omaha	W	89-80
02/16	Rockhurst	W	63-49
02/19	at Drake	L	78-92
02/21	at Lawrence Tech	W	73-65
02/25	at #11 Oklahoma City	L	58-79
02/27	at Wichita State	L	70-78
03/02	Beloit	W	57-55
03/04	at Regis	L	54-60
03/06	at #15 Seattle	L	85-103
03/07	at #15 Seattle	L	73-96

## 1953-54

### 14-17 Overall

Date	Opponent	W-L	Score
11/25	Buena Vista	W	73-49
11/30	St. Ambrose	W	85-73
12/05	at Michigan State	L	51-88
12/07	at Marquette	L	73-92
12/09	at South Dakota	W	83-67
12/11	#14 Wyoming	L	65-71
12/12	Iowa State	L	64-72
12/15	at Missouri State	L	59-74
12/17	at Wichita State	L	87-100
12/23	at Denver	W	65-60

12/25	at Seattle	L	61-92
12/26	at Seattle	L	78-87
12/29	■ at Macalester	W	78-68
12/30	■ at St. Thomas (1)	L	72-73
12/31	■ Illinois Wesleyan	W	76-67
01/04	Regis	W	81-59
01/07	South Dakota	W	85-67
01/14	at Nebraska-Omaha	W	88-67
01/16	at Drake	L	84-89
01/23	at Rio Grande	L	90-96
01/24	at Lawrence Tech	L	81-92
01/27	at Iona	L	75-88
01/28	at Scranton	W	87-65
01/30	at Canisius	L	80-92
02/01	#16 Wichita State	L	68-72
02/04	at #16 Oklahoma City	L	54-69
02/08	Marquette	W	93-82
02/26	Nebraska-Omaha	W	88-64
03/03	Drake	W	87-72
03/08	Tulsa	L	69-87
03/23	◆ Rio Grande	W	93-75

■ St. Paul Invitational, St. Paul, Minn.  
◆ at Boys Town Fieldhouse

## 1954-55

### 5-14 Overall

Date	Opponent	W-L	Score
11/27	Buena Vista	W	73-49
11/29	at Morningside (1)	L	75-79
12/01	at Missouri State	L	61-80
12/02	at Tulsa	L	54-69
12/06	at Marquette	L	68-96
12/10	Wyoming	L	72-76
12/13	at South Dakota	W	84-76
12/15	Regis	L	84-92
12/18	at Iowa State	L	65-100
01/04	Gonzaga	L	85-96
01/08	at Drake	L	79-82
01/10	South Dakota	W	69-63
01/13	Nebraska-Omaha	W	61-59
02/04	at Loras	L	85-86
02/06	at St. Ambrose	L	73-100
02/07	#9 Marquette	L	77-88
02/12	Loyola (Ill.)	L	68-90
02/19	Drake	W	94-87
02/24	at Nebraska-Omaha	L	86-95



**Theron Thomsen**

1955-59  
49-39  
.557

## 1955-56

### 11-12 Overall

Date	Opponent	W-L	Score
12/02	Buena Vista	W	73-36
12/05	Morningside	W	59-44
12/12	UTEP	L	57-58
12/15	St. Thomas	W	69-58
12/28	■ East Texas State	L	58-64
12/29	■ Regis	W	71-64
12/30	■ SE Oklahoma State	W	72-67
01/03	at Drake	L	60-85
01/06	at South Dakota State	L	76-93
01/07	at South Dakota	L	71-83
01/12	Nebraska-Omaha	W	71-60
01/16	South Dakota	W	71-54
01/28	at Canisius	L	65-81
01/30	at Seton Hall	L	73-86
02/01	at #14 Holy Cross	L	60-97
02/03	at #13 St. Francis (N.Y.)	L	75-99
02/05	at St. Michael's (Vt.)	W	73-72
02/10	Loras	W	75-61
02/14	at Marquette	L	65-73
02/17	Nebraska-Omaha	W	72-61
02/22	at Loyola (Ill.)	L	64-65
03/01	Drake	L	73-90
03/03	South Dakota State	W	67-66

■ NAIA Tip-Off Tournament at the Omaha Civic Auditorium, marking the first basketball games played in Creighton's longtime home arena.

## 1956-57

### 15-6 Overall

Date	Opponent	W-L	Score
12/03	Westmar	W	70-47
12/07	South Dakota	W	59-45
12/14	Drake	W	67-40
12/17	Northern Colorado	W	69-34
12/19	Cal Poly	W	65-51
12/31	at St. Bonaventure	L	60-70
01/02	at Gannon	W	69-61
01/03	at Western Ontario	W	76-49
01/05	at Cornell (N.Y.)	L	53-72
01/08	Nebraska-Omaha	W	71-54
01/11	St. Michael's (Vt.)	W	63-58
01/14	St. Thomas (Minn.)	W	66-38
01/17	at Drake	W	74-50
01/30	at Marquette	L	56-67
02/04	at South Dakota	L	67-90
02/09	Washburn	W	74-52
02/11	Morningside	W	85-59
02/16	at Morningside	L	80-81
02/22	Air Force	W	76-49
02/26	at Nebraska-Omaha	W	79-67
03/01	at #18 Oklahoma City	L	70-97

## 1957-58

### 10-12 Overall

Date	Opponent	W-L	Score
12/02	Detroit Tech	W	71-53
12/06	■ South Dakota	L	54-68
12/11	at South Dakota	L	47-62
12/14	at DePaul	W	67-55
12/16	St. Michael's (N.M.)	W	69-51
12/18	at South Dakota State	L	46-53
12/21	Drake	W	65-56
01/03	Monmouth (Ill.)	W	61-58
01/07	■ DePaul	L	56-62
01/09	at Nebraska-Omaha (1)	L	54-60
01/11	at Oklahoma City	L	51-75
01/27	at Northern Colorado	W	56-46
01/29	at Air Force	L	52-63
01/30	at N.M. Highlands	L	55-75
02/01	at St. Michael's (N.M.)	W	91-66
02/05	at Marquette	L	48-94
02/08	■ Marquette	L	70-78
02/15	at Washburn	L	62-69
02/17	North Dakota State	W	55-53
02/20	Nebraska-Omaha	W	68-53
02/22	■ Oklahoma City	L	58-76
02/24	at Drake	W	68-63

■ at Omaha Civic Auditorium

## 1958-59

### 13-9 Overall

Date	Opponent	W-L	Score
12/01	Monmouth (Ill.)	W	69-40
12/05	St. Michael's (N.M.)	W	54-33
12/09	■ #17 Marquette	L	49-53
12/11	at Loyola (Ill.)	L	54-67
12/13	N.M. Highlands	W	57-55
12/17	St. John's (Minn.)	W	81-50
12/20	at Marquette	L	49-70
12/29	■ Gonzaga	W	67-62
01/02	at South Dakota	L	53-68
01/07	at Emporia State	L	55-69
01/14	■ Nebraska-Omaha	W	59-48
01/23	at Cornell (N.Y.)	W	64-63
01/26	at St. Michael's (Vt.)	W	77-59
01/29	at Loyola (Md.)	L	65-69
01/31	at Canisius	L	63-64
02/03	Loyola (Ill.)	L	57-59
02/05	South Dakota (2)	W	78-76
02/10	Emporia State	W	70-48
02/18	at Air Force	L	62-77
02/21	at Nebraska-Omaha	W	74-59
02/28	North Central	W	79-57
03/03	South Dakota State	W	72-71
■ at Omaha Civic Auditorium			

# All-Time Scores

12/19	at South Dakota	W	85-59
12/20	UCLA	W	74-72
12/21	Rice	W	91-57
12/29	Princeton	W	63-54
01/02	■ South Dakota	W	84-58
01/06	Wabash	W	96-62
01/13	at St. John's (N.Y.)	L	52-72
01/15	at Seton Hall	L	80-86
01/27	at Nevada	W	76-69
02/03	at Iowa	W	68-67
02/05	at Marquette (1)	W	79-72
02/10	at Notre Dame	W	74-71
02/12	at St. Ambrose	W	93-63
02/16	at Air Force	W	61-60
02/19	■ Centenary	W	77-70
02/26	North Dakota State	W	84-54
03/03	North Dakota	W	90-54
03/12	✧ Memphis	W	87-83
03/16	✧ #2 Cincinnati	L	46-66
03/17	✧ Texas Tech	W	63-61

■ at Boys Town Fieldhouse  
 ✧ NCAA Midwest Sub-Regional at Moody Coliseum, Dallas, Texas  
 □ NCAA Midwest Regional at Ahearn Field House, Manhattan, Kan.

## 1962-63

### 14-13 Overall

#### National Catholic Intercollegiate Tournament (1-1)

Date	Opponent	W-L	Score
12/01	at LaSalle	W	91-72
12/03	at Michigan	L	62-81
12/07	St. John's (N.Y.)	W	52-34
12/10	West Texas A&M	W	90-65
12/13	at Notre Dame	L	48-74
12/15	Clemson	W	87-67
12/17	Ohio	W	57-55
12/18	at #6 Colorado	L	55-76
12/20	St. Mary's (Calif.)	L	71-94
12/21	Nevada	W	120-76
12/26	■ Wyoming	L	74-90
12/28	■ Baylor	W	90-69
12/29	■ Arkansas	L	61-73
01/02	South Dakota	W	88-66
01/04	Wabash	W	94-51
01/26	at Ohio State	L	73-78
01/28	at St. Ambrose	W	82-66
02/02	at St. Bonaventure	W	81-74
02/05	at Bradley	L	70-78
02/12	✧ Tennessee State	L	74-75
02/14	Colorado College	W	81-43
02/23	at Utah State	L	68-69
02/25	at #4 Arizona State	L	70-73
03/02	at Memphis	W	95-70
03/06	Marquette	L	68-74
03/08	at Xavier	L	67-80
03/09	at Regis	W	76-61

■ All-College Tournament in Oklahoma City, Okla.  
 ✧ at Chicago, Ill.  
 □ National Catholic Intercollegiate Tournament in Louisville, Ky.

## 1963-64

### 22-7 Overall

#### NCAA Tournament (1-2)

Date	Opponent	W-L	Score
11/30	Colorado	W	85-72
12/03	Hardin-Simmons	W	72-58
12/06	LaSalle	W	77-62
12/09	Idaho State	W	63-61
12/13	#4 Arizona State	W	84-83
12/14	Utah State (2)	W	96-91
12/16	at Iowa (1)	W	77-72
12/18	Gonzaga	W	89-79
12/20	at Long Beach State	W	99-93
12/21	at #6 UCLA	L	79-95
12/23	at Nevada	W	92-63
12/28	at South Dakota	W	75-54
01/04	at Oklahoma City	L	85-101
01/11	Notre Dame	W	95-81

\* Regular season conference games  
 (#) Number of overtime periods

01/14	New Mexico State	W	99-73
01/23	Marquette	W	84-57
01/25	at Canisius	W	74-72
01/27	at Providence	L	77-80
01/29	at St. John's (N.Y.)	L	60-64
02/01	Aquinas	W	106-60
02/05	Memphis	L	86-87
02/10	at Miami (Fla.)	W	124-94
02/15	■ Western Michigan	W	88-72
02/17	Oklahoma City	W	94-77
02/18	at New York	W	88-86
02/29	at Notre Dame	W	84-71
03/09	✧ Oklahoma City	W	89-78
03/13	■ at #5 Wichita State	L	68-84
03/14	■ UTEP	L	52-63

□ at Long Beach, Calif.  
 ● at Chicago, Ill.  
 ✧ NCAA Midwest Sub-Regional at Moody Coliseum, Dallas, Texas  
 ■ NCAA Midwest Regional at Levitt Arena, Wichita, Kan.

## 1964-65

### 13-10 Overall


Date	Opponent	W-L	Score
12/02	at #8 Kansas State	L	82-96
12/04	Long Beach State	W	88-80
12/12	at Iowa	L	83-98
12/15	William Jewell	W	106-74
12/17	Providence (2)	L	90-95
12/19	at Northwestern	W	82-70
12/22	Oklahoma City	L	79-82
12/26	South Dakota	W	86-67
12/28	■ Brigham Young	L	74-109
12/29	■ Florida State	W	85-77
12/30	■ Louisiana State	W	93-79
01/02	Air Force	W	86-67
01/09	at Memphis	L	66-72
01/11	at #7 St. John's (N.Y.)	L	66-72
01/13	Drake	L	67-76
02/01	at Drake (1)	L	67-76
02/02	at South Dakota	W	88-68
02/06	at Oklahoma City	W	87-72
02/08	Canisius	W	91-64
02/12	at LaSalle	W	84-66
02/17	Christian Brothers	W	103-65
02/22	at Marquette	W	78-68
03/01	at Notre Dame	L	74-92

■ All-College Tournament at Oklahoma City, Okla.

## 1965-66

### 14-12 Overall

Date	Opponent	W-L	Score
12/01	#10 Kansas State	W	83-75
12/03	St. Francis (Pa.)	W	84-69
12/06	South Dakota	W	103-58
12/08	at Iowa	L	77-103
12/09	#9 Bradley	L	79-88
12/15	at Temple	L	59-85
12/18	at #6 Minnesota	L	77-89



Red McManus posted 138 victories on the Creighton sideline.

12/21	■ Nevada (2)	L	96-97
12/22	■ South Dakota	W	105-63
01/03	Syracuse	W	103-87
01/05	Bellarmine	L	78-81
01/10	Notre Dame	W	72-59
01/22	Oklahoma City	L	95-98
01/25	LaSalle	W	104-90
01/27	at Seattle	L	84-99
01/29	at Idaho State	W	104-95
02/02	Memphis	W	115-82
02/05	at Miami (Fla.)	L	81-91
02/07	at Jacksonville	W	88-77
02/14	St. John's (N.Y.)	W	86-67
02/19	at #8 Saint Joseph's (Pa.)	L	90-96
02/21	at Syracuse	L	104-114
02/24	at Denver	W	92-77
02/25	at Air Force	L	77-87
02/28	Utah State	W	86-79
03/02	at Notre Dame	W	72-68

■ Missouri Valley Classic, Rock Island, Ill.

## 1966-67

### 12-13 Overall

Date	Opponent	W-L	Score
12/01	■ Oklahoma State	W	78-76
12/03	UW-Oshkosh	W	89-75
12/05	Iowa	W	69-68
12/08	at Wichita State	W	91-88
12/10	at Arizona State	L	69-75
12/14	at South Dakota	W	84-75
12/21	#6 New Mexico	L	68-79
12/23	Seattle	W	86-84
12/30	North Texas	W	73-70
01/02	at Santa Clara	W	79-78
01/04	at UNLV	W	71-70
01/07	Saint Joseph's (Pa.)	L	70-73
01/10	Saint Louis	L	79-84
01/14	at Utah State	L	96-124
01/16	Air Force	W	85-77
01/30	South Dakota	W	103-70
02/01	at LaSalle (1)	L	83-88
02/02	at St. Francis (Pa.)	L	74-102
02/04	at Bradley	L	85-103
02/06	Oklahoma City	L	91-108
02/11	Denver	W	81-70
02/13	#5 Houston	L	80-87
02/18	at Memphis	L	66-74
02/25	at #7 Houston	L	73-87
03/04	at Notre Dame	L	59-84

■ at Oklahoma City, Okla.

## 1967-68

### 8-17 Overall

Date	Opponent	Result	Att.
12/01	Temple	L	79-87 5,343
12/04	at Santa Clara	L	80-92 2,700
12/07	Arizona State	L	81-87 3,796
12/09	at North Texas	L	63-82 3,000
12/13	at Colorado (1)	L	66-67 4,700
12/15	Arizona	W	70-66 2,800

12/16	Milwaukee	W	109-81 2,053
12/18	Long Beach St.	W	90-59 2,726
12/20	Minnesota	W	82-65 4,144
12/22	at New Mexico	L	67-82 9,164
12/29	■ Louisiana	L	77-78 1,700
01/08	Notre Dame	L	63-72 5,257
01/13	Oklahoma City	W	88-86 4,176
01/15	at South Dakota	L	82-90 3,500
01/30	LaSalle	W	77-71 3,794
02/03	Portland	W	82-62 3,119
02/05	William Jewell	W	94-64 3,596
02/08	at Oklahoma City	L	86-112 3,000
02/12	at Kansas State	L	75-85 9,000
02/17	at Providence	L	64-75 3,300
02/19	at #4 St. Bonaventure	L	84-97 5,000
02/24	at Miami (Fla.)	L	93-106 1,335
02/26	at Jacksonville	L	67-93 3,000
02/29	at #8 Marquette	L	57-75 11,138
03/02	at Notre Dame	L	68-73 3,987

■ at Boys Town Fieldhouse

## 1968-69

### 13-13 Overall

Date	Opponent	Result	Att.
11/30	Wichita State	W	85-67 7,249
12/03	at Saint Louis	W	93-75 3,553
12/06	Illinois	L	66-69 9,240
12/13	■ at #11 Kansas	L	65-78 11,000
12/14	□ at Kansas State	W	63-62 13,000
12/19	at Milwaukee	L	78-79 850
12/21	at Iowa	L	73-100 11,000
12/23	Weber State	L	83-89 3,311
12/27	✧ #12 Illinois	L	77-90 2,093
12/28	✧ Pittsburgh	W	83-89 —
01/02	at UNLV	L	99-109 —
01/04	at Portland	W	94-74 375
01/07	at #11 LaSalle	L	84-103 —
01/10	at #15 Duquesne	L	59-66 6,709
01/13	Providence	W	72-67 3,658
01/16	at Arizona	L	63-72 2,932
01/27	● N. Illinois	W	97-87 3,000
01/30	at Oklahoma City	L	94-98 3,100
02/04	UW-Oshkosh	W	97-91 3,174
02/08	Portland	W	103-66 4,004
02/10	Oklahoma City	W	94-80 5,041
02/13	Seattle	W	90-88 4,611
02/15	at Loyola (Ill.)	W	93-66 1,756
03/01	● #18 Marquette	L	76-79 7,000
03/03	at Notre Dame	W	79-74 5,992
03/05	St. Bonaventure	L	74-76 8,223

■ Sunflower Classic, Lawrence, Kan.  
 □ Sunflower Classic, Manhattan, Kan.  
 ✧ Hurricane Classic, Miami, Fla.  
 ● at Boys Town Fieldhouse



Eddie Sutton

1969-74  
 82-50  
 .621

## 1969-70

### 15-10 Overall

Date	Opponent	Result	Att.
12/01	UW-Oshkosh	W	84-62 6,028
12/05	Kansas State	L	54-56 9,252
12/09	Idaho State	W	92-84 4,231
12/11	CS-Fullerton	W	83-78 4,545
12/13	at Illinois	L	51-57 11,587
12/15	at N. Illinois	L	55-60 4,300
12/18	Nevada	L	66-67 4,770
12/20	at Iowa	W	97-88 13,310
12/26	■ San Jose State	W	83-70 4,165
12/27	■ at #7 New Mexico State	L	78-93 5,671
01/07	Tahoe	W	94-78 3,362
01/10	Portland	W	85-51 4,739
01/12	Colorado	W	65-60 6,219
01/14	St. Francis (Pa.)	W	73-59 4,023
01/21	LaSalle	W	86-77 6,157
01/29	#5 New Mexico St.	W	72-68 11,214
01/31	at S. Illinois	L	56-58 9,700

02/05	Milwaukee	W	102-65 6,046
02/07	at #16 Houston (1)	L	77-78 9,627
02/13	at Portland	W	88-71 910
02/16	at San Francisco	W	58-48 1,800
02/18	Loyola (Ill.)	L	74-84 6,338
02/23	at Providence	W	68-64 3,400
02/28	at #8 Marquette	L	66-76 10,746
03/04	#13 Houston	L	58-62 9,165

■ Roadrunner Invitational, Las Cruces, N.M.

## 1970-71

### 14-11 Overall

Date	Opponent	Result	Att.
12/01	St. Thomas (Mn.)	W 85-64	6,077
12/04	Iowa	W 98-73	9,609
12/07	at Idaho State (1)	W 78-77	4,200
12/09	at Montana State	W 88-67	6,000
12/12	✧ North Carolina	L 86-106	4,196
12/14	St. Francis (Pa.)	W 81-76	4,641
12/19	UW-Oshkosh	W 89-67	4,803
12/23	San Diego State	W 73-68	7,127
12/29	■ #9 Jacksonville	L 85-94	4,007
12/30	■ Georgetown	W 80-79	4,150
01/06	at Houston	L 76-83	9,051
01/09	SMU	L 95-97	5,025
01/11	Milwaukee	W 86-51	3,668
01/15	Portland	W 85-58	4,365
01/23	Miami (Fla.)	W 104-84	4,219
01/26	at Seattle (1)	L 96-97	3,000
01/28	at Portland	W 90-59	1,205
01/30	#17 Duquesne	L 69-72	7,584
02/03	S. Illinois	W 90-73	4,060
02/06	at Notre Dame	L 91-102	11,345
02/08	Providence	L 71-73	5,352
02/17	at Bonaventure	L 84-104	5,615
02/19	at #11 LaSalle	L 61-64	6,232
03/01	#2 Marquette	L 61-66	10,893
03/06	Cleveland State	W 97-79	4,501
✧ at Charlotte, N.C.			



# All-Time Scores

01/09	Augustana	W 82-63	2,570
01/13	Wyoming	W 79-69	3,392
01/16	at Regis	W 93-59	1,200
01/18	at San Diego State	L 61-73	3,312
01/20	at #5 Long Beach St.	L 51-68	9,806
01/27	St. Thomas (Minn.)	W 77-58	2,985
01/29	Tulsa	L 68-76	3,489
02/02	at S. Illinois	L 74-78	4,100
02/05	at #15 Jacksonville	L 62-78	6,534
02/10	at Air Force	W 59-56	1,650
02/12	Colorado	W 76-67	3,294
02/17	#7 Houston	W 78-77	3,379
02/20	Cleveland State	W 88-76	2,350
02/23	at St. Francis (Pa.)	W 107-93	1,200
02/25	at Duquesne	L 73-105	3,611
03/02	at North Texas	L 69-72	4,250
03/05	#5 Marquette	L 49-61	7,145

## 1973-74

### 23-7 Overall

#### NCAA Tournament (2-1)

Date	Opponent	Result	Att.
11/30	Regis	W 93-38	4,029
12/04	South Dakota St.	W 95-68	1,567
12/07	□ Air Force	W 55-42	3,937
12/08	□ Oklahoma	L 70-73	5,916
12/15	St. Francis (Pa.)	L 58-73	2,148
12/17	Brigham Young	W 99-86	2,588
12/19	at Augustana	W 68-49	2,700
12/22	at Colorado	L 68-73	2,013
12/29	Drake	W 75-53	2,254
01/03	San Diego State	W 79-61	2,547
01/05	at Butler	W 75-58	6,265
01/07	at S. Illinois	W 75-60	5,324
01/12	Dayton	W 69-62	4,697
01/17	at Wichita State	W 65-63	9,634
01/19	at Arizona State	L 64-77	3,885
01/22	Bradley	W 79-53	3,817
01/24	at Saint Louis	W 60-54	2,149
01/26	S. Illinois	W 67-64	4,336
01/29	St. Cloud State	W 82-54	2,308
02/02	Duquesne	W 67-61	5,072
02/04	St. Thomas (Minn.)	W 81-47	4,027
02/09	at #6 Marquette	W 75-69	10,938
02/11	St. John's (Minn.)	W 81-43	4,649
02/19	at UC Irvine	W 83-52	1,012
02/22	at Hawaii	W 63-59	7,827
02/23	at Hawaii	L 60-61	7,827
03/04	#14 So. Carolina	L 69-78	10,216
03/09	□ Texas	W 77-61	6,750
03/14	■ #14 Kansas	L 54-55	10,575
03/16	■ #16 Louisville	W 80-71	10,575

□ Creighton Cage Classic  
 ♦ NCAA Midwest Sub-Regional  
 at North Texas Coliseum, Denton, Texas  
 ■ NCAA Midwest Regional  
 at Mabee Center, Tulsa, Okla.



**Tom Apke**

1974-81  
130-64  
.670

## 1974-75

### 20-7 Overall

#### NCAA Tournament (0-1)

Date	Opponent	Result	Att.
12/03	North Dakota	W 74-68	3,317
12/06	■ Santa Clara	W 65-62	3,653
12/07	■ UTEP	L 63-69	4,737
12/14	Saint Louis	W 66-64	2,645
12/16	S. Illinois	W 81-69	3,038
12/20	♦ at #2 Indiana	L 53-71	10,158
12/21	♦ SMU	W 73-59	10,000
12/26	■ #19 Oregon	L 64-75	10,024
12/28	■ Boston College	W 62-61	4,965
12/30	■ Wake Forest	L 69-70	4,989
01/02	at Drake	W 71-70	5,026
01/04	Butler	W 73-60	3,308
01/06	at N. Dakota State (1)	W 84-79	4,250
01/08	Texas Tech	W 51-45	3,645

01/11	at Dayton	W 71-70	11,352
01/13	at Cleveland State	W 64-60	2,386
01/21	at Bradley	W 82-76	7,100
01/28	Oklahoma City	W 61-58	5,017
02/01	Oral Roberts	W 77-62	8,530
02/09	UC Santa Barbara	W 72-61	5,853
02/11	Nebraska-Omaha	W 62-53	7,210
02/15	at Oklahoma City	W 68-56	2,936
02/17	St. Thomas (Minn.)	W 90-54	3,720
02/22	Air Force	W 76-53	6,698
03/03	at S. Illinois	L 47-53	8,045
03/08	#5 Marquette	L 60-64	8,912
03/15	□ #4 Maryland	L 79-83	7,100

■ Creighton Cage Classic  
 ♦ Indiana Hoosier Classic, Bloomington, Ind.  
 • Far West Classic, Portland, Ore.  
 □ NCAA Midwest Regional  
 at Memorial Coliseum, Lubbock, Texas

## 1975-76

### 19-7 Overall

Date	Opponent	Result	Att.
11/22	Drake	W 84-63	6,536
12/01	at North Dakota	L 64-69	4,600
12/03	at South Dakota St.	W 72-62	3,566
12/09	Gonzaga	W 70-62	3,630
12/12	■ North Texas	L 71-75	3,309
12/13	■ St. Mary's (Calif.)	W 86-63	2,886
12/17	at Iowa State	W 73-61	5,000
12/20	North Dakota St.	W 65-63	3,132
12/23	Wichita State	W 77-71	4,289
12/26	♦ Butler	W 68-62	9,302
12/27	♦ #20 Minnesota	L 74-80	9,105
01/02	at UC Santa Barbara	L 81-83	1,500
01/04	at Santa Clara	W 77-67	2,752
01/07	San Diego (1)	W 50-48	3,794
01/13	Kansas State (1)	W 79-76	7,265
01/15	Oklahoma City	W 77-67	5,163
01/17	Cleveland State	W 91-64	4,532
01/21	at #3 Marquette	L 62-76	10,938
01/24	Saint Louis	W 95-81	6,531
02/02	at Saint Louis	W 76-58	1,536
02/10	at Tulsa	W 75-69	3,118
02/14	Nebraska-Omaha	W 77-62	9,043
02/16	Bradley	L 77-78	4,495
02/26	at Oklahoma City	W 74-58	1,000
02/28	at Oral Roberts	L 70-79	9,036
03/02	at Charlotte	W 77-71	4,535

■ Creighton Cage Classic  
 ♦ Pillsbury Classic in Bloomington, Minn.

## 1976-77

### 21-7 Overall

#### NIT (0-1)

Date	Opponent	W-L	Result
11/27	St. Thomas (Minn.)	W	79-39
11/30	at Drake	W	81-80
12/04	Montana	W	74-65
12/09	Briar Cliff	W	91-67
12/18	at Oregon State	W	90-68
12/20	at Seattle	L	64-67
12/28	■ #20 Auburn	W	81-76
12/29	■ at #14 Louisville (2)	L	66-69
01/04	Tulsa	W	88-75
01/08	Louisiana	W	90-79
01/10	at Cleveland State	W	63-60
01/12	at Bradley	W	90-85
01/15	at Gonzaga	W	100-83
01/18	at Centenary	W	84-62
01/20	Rockhurst	W	79-62
01/22	at Oklahoma City	L	66-67
01/29	at Loyola (Ill.)	W	86-81
01/31	at DePaul	W	84-75
02/03	UC Irvine	W	93-71
02/05	Centenary	W	90-88
02/07	Oklahoma City	W	90-71
02/10	North Texas	W	101-83
02/12	Nebraska-Omaha	W	81-69
02/19	Air Force	W	64-63
02/26	at North Texas (1)	L	105-108
02/28	at Charlotte	L	67-85
03/05	#19 Marquette	L	60-72
03/08	♦ Illinois State	L	58-65

■ Louisville Holiday Classic  
 at Freedom Hall, Louisville, Ky.  
 ♦ National Invitation Tournament  
 at Omaha Civic Auditorium

After a 29-year absence, Creighton rejoined the Missouri Valley Conference for the 1977-78 season.

## 1977-78

### 19-9 Overall

#### 12-4 MVC (1st)

#### NCAA Tournament (0-1)

Date	Opponent	Result	Att.
11/25	Carroll College	W 95-66	—
11/29	Nebraska-Omaha	W 70-58	—
12/02	Loyola (Ill.)	W 63-55	—
12/09	at Nebraska	L 58-65	—
12/17	at Montana	W 71-67	—
12/20	at Louisiana	L 87-94	—
12/27	at Wichita State*	W 71-70	—
01/07	Tulsa*	W 78-58	—
01/12	at N.M. State*	L 56-78	—
01/14	at West Texas A&M* (1)	W 64-60	—
01/17	Cleveland State	W 94-63	—
01/19	Drake*	W 87-77	—
01/21	S. Illinois*	L 69-76	—
01/26	at Bradley*	L 99-103	—
01/28	at #13 Indiana State*	W 72-64	—
01/30	N.M. State*	W 84-70	—
02/01	#13 DePaul (3)	L 82-85	—
02/04	Bradley*	W 86-74	—
02/07	at #3 Marquette	L 57-82	—
02/09	Wichita State*	W 80-76	—
02/11	at Drake*	W 71-63	—
02/13	West Texas A&M*	W 72-51	—
02/16	Indiana State*	W 89-57	—
02/18	at Air Force	W 73-64	—
02/20	at Tulsa*	L 77-85	—
02/25	at S. Illinois*	W 62-56	—
03/05	□ Indiana State	W 54-52	—
03/12	♦ #4 DePaul	L 78-80	—

□ MVC Tournament, Omaha, Neb.  
 ♦ NCAA Midwest Regional  
 at Levitt Arena in Wichita, Kan.

## 1978-79

### 14-13 Overall

#### 8-8 MVC (T-3rd)

Date	Opponent	Result	Att.
11/25	Oregon State	W 69-55	—
11/28	St. Francis (Ill.)	W 91-50	—
12/01	Iowa State	W 55-54	—
12/05	Nebraska-Omaha	W 88-67	—
12/09	Nebraska	W 78-61	—
12/18	at St. Mary's (Calif.)	L 71-91	—
12/19	at CS-Fullerton	L 64-69	—
12/28	at Cleveland State	W 71-69	—
12/30	at DePaul	L 70-88	—
01/04	Wichita State*	L 88-94	—
01/06	Tulsa*	W 75-71	—
01/13	at Drake*	L 61-75	—
01/15	at Bradley*	L 69-70	—
01/18	West Texas A&M*	W 76-62	—
01/20	#5 Indiana State*	L 80-90	—
01/25	at S. Illinois*	W 82-81	—
01/27	at #3 Indiana St.*	L 69-77	—
01/30	#10 Marquette	L 77-79	—
02/03	New Mexico St.*	W 77-71	—
02/05	S. Illinois*	W 74-68	—
02/08	at Tulsa*	L 65-71	—
02/10	at Wichita State*	L 83-89	—
02/15	Bradley*	W 87-81	—
02/17	Drake*	W 63-58	—
02/22	at West Texas A&M*	W 80-78	—
02/24	at N.M. State*	L 75-84	—
02/27	■ at S. Illinois	L 67-71	—

■ MVC Tournament, Carbondale, Ill.



Tom Apke led Creighton to three NCAA Tournaments and one NIT berth in seven seasons patrolling the Bluejay sideline.

## 1979-80

### 16-12 Overall

#### 9-7 MVC (T-2nd)

Date	Opponent	Result	Att.
11/30	Rockhurst	W 84-66	6,672
12/04	Nebraska-Omaha	W 92-72	8,419
12/08	at Nebraska	L 55-64	13,461
12/10	Seattle	W 69-59	5,135
12/15	CS-Fullerton	W 86-70	6,770
12/20	St. Mary's (Ca.)	W 79-73	5,151
12/29	at Canisius	W 104-95	3,576
01/03	at S. Illinois*	W 76-68	4,626
01/05	West Texas A&M*	W 92-82	7,189
01/07	Drake*	W 97-83	9,056
01/10	at Loyola (Ill.)	L 80-81	1,834
01/12	at Tulsa*	L 55-56	3,817
01/17	Indiana State*	W 67-60	8,374
01/19	New Mexico St.*	W 76-69	8,196
01/21	at Wichita State* (1)	L 77-81	9,947
01/24	at New Mexico St.*	L 65-72	8,872
01/28	#1 DePaul	L 73-84	9,126
01/31	Tulsa*	W 73-55	6,208
02/02	Wichita State*	W 92-81	8,491
02/05	at Marquette	L 71-81	10,938
02/07	at Bradley*	L 82-98	7,300
02/09	at Indiana State*	W 69-64	9,319
02/11	S. Illinois*	L 71-72	6,706
02/16	at Drake*	W 92-90	11,832
02/18	Bradley*	L 75-76	7,887
02/21	at West Texas A&M*	L 86-103	3,050
02/26	□ Drake	W 86-80	3,461
02/28	□ West Texas A&M	L 67-83	3,769

□ MVC Tournament  
 at Ak-Sar-Ben Coliseum, Omaha, Neb.

## 1980-81

### 21-9 Overall

#### 11-5 MVC (T-2nd)

#### NCAA Tournament (0-1)

Date	Opponent	Result	Att.
11/28	UW-Superior	W 92-59	6,400
12/02	Nebraska-Omaha	W 79-72	8,184
12/06	Nebraska (1)	W 66-61	8,749
12/08	at Saint Louis	W 64-57	2,401
12/10	Loyola (Ill.)	W 82-74	5,954
12/12	at Iowa State	W 77-73	9,527
12/22	Canisius	W 72-52	6,454
12/27	at South Florida	L 62-77	3,791
01/03	Tulsa*	W 97-86	8,300
01/08	at S. Illinois*	W 78-62	3,228
01/10	at Indiana State*	W 62-61	6,142
01/15	Marquette	L 66-76	8,908
01/17	Bradley*	W 54-51	8,908
01/19	at Drake*	L 70-71	10,938
01/22	Wichita State*	L 72-77	7,769
01/24	West Texas A&M*	W 86-69	6,586
01/31	at Tulsa*	L 84-87	8,997
02/02	S. Illinois*	W 50-43	5,531
02/05	Indiana State*	W 65-62	6,589
02/07	at Bradley*	L 80-93	7,300
02/09	at #3 DePaul	L 57-83	16,437
02/14	New Mexico St.*	W 95-83	6,276
02/19	Drake* (1)	W 73-69	8,547
02/21	at #14 Wichita St.*	L 70-83	10,995
02/26	at West Texas A&M*	W 90-86	3,350
02/28	at New Mexico St.*	W 84-78	9,887
03/03	□ Indiana State	W 64-61	4,183
03/05	□ Tulsa	W 66-64	6,335
03/07	□ at Wichita State	W 60-66	9,836
03/12	◇ St. Joseph's (Pa.)	L 57-59	13,252

# All-Time Scores



**Willis Reed**

1981-85  
52-65  
.444

## 1981-82

7-20 Overall

4-12 MVC (8th)

Date	Opponent	Result	Att.
11/28	UW-Stevens Point	L 51-57	6,328
12/02	at Nebraska-Omaha	W 68-57	6,776
12/05	at Nebraska	L 46-86	13,378
12/07	Saint Louis	W 75-60	4,949
12/09	Oral Roberts	L 81-84	5,015
12/12	at Loyola (Ill.)	L 78-80	2,269
12/14	St. Joseph's (Pa.)	W 73-72	5,100
12/19	at Providence	L 63-69	5,435
01/02	at West Texas A&M*	L 57-79	3,211
01/04	at #13 Tulsa*	L 55-80	8,871
01/07	S. Illinois*	W 77-59	5,407
01/09	Indiana State*	W 87-72	5,130
01/11	#5 DePaul	L 67-76	7,054
01/14	at #16 Wichita St.*	L 56-69	10,666
01/16	at Marquette	L 61-82	11,052
01/21	Illinois State*	L 54-68	5,201
01/23	Bradley*	L 54-65	5,538
01/30	at Drake*	L 52-62	8,421
02/01	at S. Illinois*	L 61-69	4,000
02/04	West Texas A&M*	W 68-66	4,018
02/06	at New Mexico St.*	L 64-77	9,012
02/11	Wichita State*	L 50-62	5,967
02/13	#7 Tulsa*	L 63-70	6,293
02/18	Drake*	L 56-67	6,258
02/25	at Bradley*	W 71-52	7,300
02/27	at Illinois State*	L 48-66	5,305
03/02	■ at #10 Tulsa	L 81-106	7,932

■ MVC Tournament at higher seeds

## 1982-83

8-19 Overall

4-14 MVC (10th)

Date	Opponent	Result	Att.
11/27	UW-Platteville	W 98-54	8,741
11/29	Oral Roberts	L 64-74	6,580
12/04	Nebraska	L 62-65	9,066
12/07	Rockhurst	W 54-48	8,095
12/11	Nebraska-Omaha	L 45-56	7,801
12/18	Providence	W 73-70	8,625
12/21	St. Ambrose	W 80-68	8,590
12/27	at DePaul	L 66-68	12,356
01/02	Marquette	L 52-64	8,184
01/06	at Bradley*	L 65-74	10,000
01/09	Wichita State*	L 66-77	7,301
01/13	at Indiana State*	L 69-76	5,821
01/17	S. Illinois*	W 76-53	7,261
01/22	New Mexico St.*	W 85-74	8,151
01/29	at Tulsa*	L 72-80	8,985
01/31	at New Mexico St.*	L 73-79	10,015
02/03	Bradley*	L 61-63	7,440
02/05	at Drake*	L 54-63	8,350
02/07	West Texas A&M*	W 94-87	6,603
02/10	#17 Illinois State*	W 53-41	7,696
02/12	at S. Illinois* (1)	L 60-70	2,269
02/17	Tulsa*	L 65-67	7,702
02/19	Drake*	L 46-61	8,739
02/24	at #12 Wichita St.*	L 71-81	10,580
02/26	at West Texas A&M*	L 70-72	2,834
02/03	Indiana State*	L 87-95	7,467
03/05	at Illinois State*	L 63-94	7,535



NBA Hall of Famer Willis Reed coached at Creighton for four seasons in the early 1980s.

## 1983-84

17-14 Overall

8-8 MVC (4th)

NIT (0-1)

Date	Opponent	Result	Att.
11/25	St. Ambrose	W 95-52	4,132
11/28	at Southern	W 57-55	4,095
12/03	at Nebraska	L 56-65	11,110
12/06	Rockhurst	W 66-52	3,456
12/10	Iowa State	W 83-74	7,362
12/17	Seattle Pacific	W 67-60	5,154
12/19	Southern	W 60-49	5,178
12/22	Nebraska-Omaha	W 70-62	7,118
12/31	#4 DePaul (1)	L 57-59	7,729
01/02	Illinois State*	L 54-63	5,462
01/07	at Drake*	W 68-65	7,124
01/12	S. Illinois*	W 78-62	5,871
01/14	at Indiana State*	L 60-61	5,326
01/17	at Marquette	L 54-63	11,052
01/21	West Texas A&M*	W 98-77	6,856
01/26	at #12 Tulsa*	L 64-75	9,200
01/28	at Wichita State*	L 67-80	10,666
01/30	Indiana State*	W 92-74	5,638
02/04	Bradley*	W 43-38	6,255
02/07	Dayton	L 64-79	5,694
02/09	at S. Illinois*	L 69-72	3,378
02/11	at Illinois State*	L 65-84	7,775
02/16	#12 Tulsa* (1)	L 80-82	6,490
02/18	Drake*	W 69-60	6,567
02/23	at West Texas A&M*	W 93-87	2,360
03/01	Wichita State*	W 95-82	8,334
03/03	at Bradley*	L 61-67	7,500
03/06	■ Bradley	W 50-40	4,419
03/08	■ at Illinois State	W 69-59	6,372
03/10	■ at #12 Tulsa (1)	L 68-70	9,021
03/15	◆ Nebraska	L 54-56	9,158

■ MVC Tournament at higher seeds

◆ National Invitation Tournament

## 1984-85

20-12 Overall

9-7 MVC (T-4th)

Date	Opponent	Result	Att.
11/24	Neb.-Kearney	W 103-95	7,005
11/27	Nebraska-Omaha	W 76-66	7,366
12/01	at Iowa State	L 68-77	14,132
12/04	Briar Cliff	W 91-67	4,404
12/08	Nebraska	L 73-78	9,276
12/14	Regis	W 71-51	3,667
12/16	at Hawaii-Hilo	W 76-71	1,425
12/18	at Hawaii	W 79-77	2,581
12/19	at Chaminade	W 79-68	988
12/20	at BYU-Hawaii	W 77-69	1,059
12/27	at #9 DePaul	L 58-87	14,198
12/30	Notre Dame	W 60-58	8,502
01/02	Bradley*	L 72-76	7,377
01/05	Illinois State*	W 73-63	8,673
01/07	Southern	W 87-82	6,287
01/10	at West Texas A&M*	W 68-61	2,160
01/12	at Tulsa*	L 66-70	9,200
01/17	S. Illinois*	W 96-90	7,275
01/19	Indiana State*	W 115-80	7,571
01/23	at Wichita State*	L 82-91	10,666
01/27	Marquette	W 71-59	8,165
02/02	at Bradley* (1)	W 71-68	8,793
02/04	West Texas A&M*	W 87-63	6,764
02/07	Drake*	W 58-56	5,769
02/09	at Indiana State*	W 82-77	5,978
02/14	Wichita State*	W 72-64	8,741
02/16	#15 Tulsa*	L 63-78	9,297
02/20	at S. Illinois*	L 70-83	4,900
02/23	at Illinois State*	L 61-89	7,722
02/26	at Drake*	L 54-103	5,540
02/28	at Dayton	L 62-67	11,143
03/05	■ at Bradley	L 59-66	7,550

■ MVC Tournament at higher seeds



**Tony Barone**

1985-91  
102-82  
.554

## 1985-86

12-16 Overall

7-9 MVC (T-5th)

Date	Opponent	Result	Att.
11/22	Augustana	W 61-51	5,076
12/02	Nebraska-Omaha	W 64-51	3,917
12/04	Xavier	L 53-56	3,854
12/07	at Nebraska	L 52-71	11,728
12/14	at Marquette	L 62-76	10,510
12/16	Austin Peay	W 92-64	2,722
12/21	Kearney State	W 88-71	3,503
12/28	at Southern Cal	L 54-59	3,512
12/30	at #18 Notre Dame	L 54-80	9,985
01/04	Wichita State*	L 57-59	5,682
01/09	at Tulsa*	L 59-85	8,120
01/11	at West Texas A&M* (1)	W 58-56	4,005
01/13	Illinois State*	L 34-35	4,119
01/16	Dayton	L 50-64	4,818
01/18	S. Illinois*	W 71-56	5,374
01/25	#17 Bradley*	L 50-64	7,541
01/30	at Indiana State*	L 51-75	4,237
02/01	at S. Illinois*	W 66-54	4,150
02/06	Tulsa*	W 48-46	4,304
02/08	at #13 Bradley*	L 59-79	10,450
02/13	Drake*	L 52-65	4,373
02/15	Indiana State*	W 64-51	4,779
02/17	DePaul	W 74-61	5,828
02/20	West Texas A&M*	W 48-47	5,408
02/22	at Illinois State*	L 53-63	7,620
02/24	at Drake*	W 68-72	9,770
03/01	at Wichita State* (2)	L 64-69	6,421
03/03	□ Drake	L 56-82	3,500

□ MVC Tournament, Tulsa, Okla.

## 1986-87

9-19 Overall

4-10 MVC (T-7th)

Date	Opponent	Result	Att.
12/02	Iowa State	W 80-65	8,995
12/06	Nebraska	W 78-66	9,618
12/09	at Kansas State	L 64-81	7,680
12/11	Nebraska-Omaha	W 55-50	5,462
12/13	at Xavier	W 74-73	1,565
12/17	at #19 DePaul	L 64-74	9,225
12/20	Kearney State	W 69-67	5,368
12/23	Marquette	L 57-63	7,178
12/26	■ #6 Oklahoma	L 89-106	9,733
12/27	■ Oklahoma State	L 69-84	10,682
12/30	at Dayton (1)	L 81-83	11,198
01/03	at Nebraska (1)	L 65-70	14,259
01/10	at Wichita State*	L 49-71	9,077
01/12	at Notre Dame	L 54-67	8,381
01/15	Illinois State*	L 61-70	5,378
01/17	Drake*	W 65-63	4,937
01/22	at Bradley*	L 67-95	—
01/24	at S. Illinois*	L 68-84	3,393
01/29	at Tulsa*	L 58-72	7,555
01/31	Indiana State*	W 71-60	4,830
02/05	Wichita State*	W 59-57	5,191
02/12	Tulsa*	L 57-71	5,548
02/14	at Indiana State*	L 61-65	3,552
02/16	Bradley*	L 64-66	5,201
02/21	S. Illinois*	W 88-85	5,517
02/24	at Drake*	L 61-67	5,425
02/26	at Illinois State*	L 68-83	7,231
02/28	◆ at Wichita State	L 70-73	6,078

■ All-College Tournament, Oklahoma City, Okla.

◆ MVC Tournament, Wichita, Kan.

## 1987-88

16-16 Overall

6-8 MVC (T-4th)

Date	Opponent	Result	Att.
11/28	at California	L 49-70	6,300
12/01	Nebraska-Omaha	W 61-60	6,217
12/05	Kansas State	L 78-88	5,787
12/07	Illinois-Chicago	W 83-70	3,278
12/09	Nebraska	W 88-73	7,069
12/12	at Iowa State	L 73-115	14,206
12/21	■ Alaska	W 85-84	—
12/23	■ at #15 UNLV	L 59-90	15,957
12/26	◆ N.C. State	L 55-86	3,099
12/29	◆ SMU	L 51-88	1,014
12/30	◆ at Hawaii	W 81-69	—
01/11	S. Illinois*	L 98-102	4,657
01/14	at Tulsa*	W 84-77	8,120
01/16	at Wichita State*	L 73-92	10,185
01/18	Chicago State	W 74-65	3,973
01/20	Neb.-Kearney	W 80-77	3,962
01/23	Indiana State*	W 85-63	6,584
01/28	at S. Illinois*	W 87-82	6,128
01/30	at Indiana State*	W 75-71	3,909
02/01	UMKC	W 60-45	3,242
02/04	Tulsa* (2)	W 94-92	4,923
02/08	Illinois State*	L 61-74	5,077
02/11	Drake*	L 71-82	5,190
02/13	at #15 Bradley*	L 68-98	10,490
02/15	at Illinois State*	L 70-82	6,477
02/18	#17 Bradley*	L 67-83	5,728
02/20	Wichita State*	L 49-63	6,085
02/22	at Notre Dame	L 54-66	10,656
02/29	at Drake*	W 74-71	4,870
03/02	at Marquette	W 72-58	10,902
03/05	□ S. Illinois	W 89-87	9,793
03/06	□ at #14 Bradley	L 77-101	9,225

■ Rebel Round-Up, Las Vegas, Nev.

◆ Rainbow Classic, Honolulu, Hawaii

□ MVC Tournament, Peoria, Ill.

## 1988-89

20-11 Overall

11-3 MVC (1st)

NCAA Tournament (0-1)

Date	Opponent	Result	Att.
11/26	at Nebraska	L 77-86	11,728
11/29	Iowa State	L 58-88	6,268
12/02	at Cleveland State	W 70-69	2,033
12/05	San Jose State	W 84-77	3,159
12/07	at Arkansas State	L 63-71	5,611
12/10	at Notre Dame	L 64-77	10,243
12/17	Montana	W 57-51	3,210
12/19	Marquette	W 79-73	3,871
12/22	Montana St. (1)	W 75-69	3,282
12/31	Arkansas State	L 58-69	4,065
01/02	at Illinois-Chicago	L 76-78	1,321
01/09	Illinois State*	W 68-58	3,342
01/13	at Indiana State*	W 76-69	4,539
01/16	at Wichita St.* (1)	W 81-80	10,017
01/21	Bradley*	W 94-68	8,087
01/23	at S. Illinois*	W 84-74	6,067
01/28	at Illinois State*	L 66-76	3,041
01/30	at Bradley*	W 85-68	7,545
02/02	Tulsa*	W 75-61	6,039*
02/04	Drake*	W 74-72	7,084
02/06	Cleveland State	W 92-82	4,217
02/11	at Tulsa*	L 67-75	5,184
02/13	Wichita State*	L 62-66	7,214
02/16	S. Illinois* (1)	W 102-100	6,185
02/18	Indiana State*	W 91-80	8,316
02/21	at Montana State	L 80-82	4,000
02/24	at Drake*	W 69-60	6,170
03/02	■ Indiana State	W 85-70	---
03/05	■ Drake	W 54-49	---
03/07	■ S. Illinois	W 79-77	7,514
03/12	◆ vs Missouri	L 69-85	---



# All-Time Scores

## 1989-90

21-12 Overall  
9-5 MVC (T-2nd)

NIT (0-1)

Date	Opponent	Result	Att.
11/27	Coppin State	L 60-66	3,032
11/29	at Montana	W 58-56	5,857
12/04	at #5 Missouri	L 79-86	12,245
12/06	Cleveland State	W 77-69	5,247
12/08	■ W. Michigan (2)	W 98-87	6,034
12/09	■ at Missouri State	L 74-81	8,064
12/14	Nebraska	W 86-83	6,696
12/18	at UMKC	W 106-86	1,492
12/20	at UTEP	L 66-77	9,807
12/22	Morgan State	W 84-69	3,418
12/28	◇ Cincinnati	L 58-60	4,000
12/29	at Tulsa*	W 77-71	554
12/30	◇ Virginia Tech	W 89-84	470
01/03	Notre Dame (1)	W 77-75	8,107
01/06	at Tulsa*	L 77-82	6,792
01/09	Indiana State*	W 82-60	5,511
01/16	at Iowa State (2)	W 99-94	13,078
01/20	Illinois State*	W 82-95	6,954
01/22	at Indiana State*	W 68-66	6,216
01/27	Tulsa*	W 74-57	6,944
01/30	Siena	W 80-76	6,570
02/01	S. Illinois*	L 72-83	6,785
02/03	Drake*	W 102-80	8,395
02/08	at Wichita State*	W 67-61	7,153
02/10	at S. Illinois*	L 76-84	7,850
02/12	Bradley*	W 98-85	5,274
02/17	Wichita State* (2)	W 103-95	6,570
02/19	at Drake*	L 51-65	4,599
02/24	at Bradley*	W 93-82	8,217
02/26	at Illinois State*	L 77-83	10,125
03/03	● Wichita State	W 70-66	8,620
03/04	● at Illinois State	L 64-69	8,653
03/16	□ at DePaul	L 72-89	5,226

■ Mazzi's Pizza Classic, Springfield, Mo.

◇ Rainbow Classic, Honolulu, Hawaii

● MVC Tournament, Normal, Ill.

□ National Invitation Tournament

## 1990-91

24-8 Overall  
12-4 MVC (1st)

NCAA Tournament (1-1)

Date	Opponent	Result	Att.
11/30	■ UTSA	W 93-47	14,998
12/01	■ at Iowa	L 77-83	15,500
12/04	Missouri	W 74-68	7,653
12/06	at Nebraska	L 63-97	14,013
12/17	at South Alabama	W 89-76	3,770
12/20	Tulsa*	L 64-73	4,328
12/26	Louisiana Tech	W 87-84	6,862
12/29	at Cleveland State	W 87-64	2,028
01/02	at Missouri State*	L 71-72	8,534
01/05	Bradley*	W 98-74	4,969
01/08	Iowa State	L 88-97	6,873
01/10	at Drake*	W 82-61	4,708
01/15	Wichita State*	W 79-56	5,461
01/19	at Illinois State*	L 68-71	9,698
01/21	at Bradley*	W 76-68	7,204
01/26	Indiana State*	W 83-68	9,504
01/28	at S. Illinois*	W 78-75	7,440
01/31	Illinois State*	W 71-57	5,155
02/03	at Siena	W 85-78	9,555
02/07	at Indiana State*	W 71-68	5,356
02/10	Missouri St.* (2)	W 91-87	7,946
02/14	UTEP	W 75-62	4,039
02/16	at Tulsa*	L 63-73	4,244
02/18	at Notre Dame	W 90-67	9,677
02/21	Drake*	W 69-63	7,070
02/23	S. Illinois*	W 76-73	6,188
02/25	at Wichita State*	W 65-64	7,987
03/01	◇ Drake	W 77-58	6,104
03/03	◇ S. Illinois	W 71-66	7,516
03/05	◇ Missouri State	W 68-52	7,778
03/14	□ #15 N.M. State	W 64-56	12,276
03/16	□ #13 Seton Hall	L 69-81	14,869

■ Amana Classic, Iowa City, Iowa

◇ MVC Tournament at Kiel Auditorium, St. Louis, Mo.

□ NCAA West Regional at Salt Lake City, Utah



## Rick Johnson

1991-94  
24-59  
.289

## 1991-92

9-19 Overall  
7-11 MVC (6th)

Date	Opponent	Result	Att.
11/26	at Iowa State	L 75-92	10,949
12/02	Colorado State	W 62-56	5,071
12/07	Nebraska	L 85-90	6,221
12/16	at Bradley*	W 55-53	6,814
12/18	at Cleveland State	L 68-76	2,912
12/22	Siena	L 60-71	3,905
12/27	□ Northwestern	L 57-76	5,000
12/28	□ Brown	L 79-80	7,000
01/02	Eastern Illinois	W 61-60	3,443
01/04	Illinois State*	L 49-56	3,236
01/07	Indiana State*	L 60-63	4,517
01/11	Missouri State*	W 53-49	6,965
01/13	S. Illinois*	L 63-76	5,317
01/16	at Indiana State*	L 49-77	5,081
01/18	at S. Illinois*	L 82-92	8,124
01/25	at Tulsa*	L 65-80	6,203
01/27	at Wichita State*	W 73-68	6,238
02/01	Northern Iowa*	W 57-54	7,135
02/04	Bradley*	W 66-47	3,550
02/08	at Drake*	W 67-66	5,520
02/10	at UMKC	L 68-79	3,797
02/15	at Missouri State*	L 56-72	7,413
02/17	Drake*	W 76-52	3,508
02/22	Wichita State*	L 62-64	5,478
02/24	at Northern Iowa*	L 56-76	3,181
02/27	at Illinois State*	L 62-79	9,901
03/02	Tulsa*	L 71-81	3,270
03/07	◇ Missouri State	L 69-75	6,229

□ Tribune Classic, Tempe, Ariz.

◇ MVC Tournament at The Arena, St. Louis, Mo.

## 1992-93

8-18 Overall  
6-12 MVC (10th)

Date	Opponent	Result	Att.
12/03	Iowa State	L 58-69	6,377
12/07	at Colorado State	L 59-77	5,985
12/10	at #25 Nebraska	L 83-100	14,011
12/21	Illinois State*	W 70-63	3,766
12/23	at Siena	L 56-69	6,130
12/30	at Bradley*	L 42-65	7,643
01/02	at S. Illinois*	L 64-85	6,046
01/04	Montana (2)	W 84-78	2,518
01/07	at Eastern Illinois	L 45-49	1,056
01/09	Drake*	L 73-78	2,873
01/11	Indiana State*	L 66-80	1,508
01/16	S. Illinois*	W 79-71	3,708
01/18	Missouri State*	W 72-58	2,559
01/21	at Wichita State*	L 47-68	7,120
01/23	at Drake* (1)	L 85-90	6,954
01/28	at Northern Iowa*	L 58-60	2,378
01/30	Bradley*	W 59-48	4,911
02/04	Cleveland State	L 60-69	2,872
02/06	Tulsa*	L 63-70	3,112
02/08	UMKC	W 88-79	2,276
02/13	at Missouri State*	L 62-65	7,554
02/18	Northern Iowa*	W 59-54	3,969
02/20	at Illinois State*	L 53-59	8,872
02/22	at Tulsa*	L 66-69	5,217
02/27	at Indiana State*	L 58-71	5,736
03/01	Wichita State*	W 58-54	4,091

## 1993-94

7-22 Overall  
3-15 MVC (T-9th)

Date	Opponent	Result	Att.
11/29	at UMKC	L 57-82	2,694
12/01	at Iowa State	L 63-107	12,912
12/04	Nebraska-Omaha	W 83-66	3,231
12/06	Saint Louis	L 71-78	2,294
12/09	Nebraska	L 53-67	8,383
12/19	at Montana	L 58-67	4,707
12/22	◇ Florida A&M	W 74-70	2,283
12/28	□ LaSalle	L 56-66	350
12/29	□ at Hawaii-Hilo	L 76-83	800
12/30	□ UT-Arlington	W 81-63	200
01/04	Northern Iowa*	L 63-64	2,426
01/08	at Indiana State* (1)	L 69-75	4,560
01/13	Oral Roberts	W 81-68	2,108
01/15	Tulsa*	L 69-75	2,734
01/17	S. Illinois*	L 67-81	1,628
01/20	at Drake*	L 64-77	5,580
01/22	at Northern Iowa*	L 60-78	2,849
01/24	at Wichita State*	L 66-82	5,126
01/29	Missouri State*	W 82-66	1,846
01/31	at S. Illinois*	L 64-97	4,079
02/02	Indiana State*	W 64-52	2,018
02/05	Wichita State*	W 56-55	3,061
02/09	Drake* (1)	L 75-81	2,317
02/12	Illinois State* (1)	L 88-92	2,285
02/15	at Bradley*	L 65-79	8,806
02/19	at Illinois State*	L 54-67	7,602
02/24	at Missouri State*	L 38-71	7,814
02/26	at Tulsa* (1)	L 62-72	8,238
02/28	Bradley*	L 49-70	2,479

◇ Game played at Ak-Sar-Ben Coliseum

□ Big Island Invitational, Hilo, Hawaii

## Dana Altman

1994-2010  
327-176  
.650



## 1994-95

7-19 Overall  
4-14 MVC (T-9th)

Date	Opponent	Result	Att.
11/26	at Oral Roberts	W 68-61	3,352
12/03	SMU	L 70-77	4,322
12/07	at Nebraska	L 57-85	11,102
12/10	at Saint Louis	L 56-83	15,274
12/17	UMKC	W 75-61	4,322
12/19	Bethune-Cookman	W 76-74	4,538
12/23	at Marquette	L 50-82	12,006
12/31	at Tulsa*	L 65-80	6,972
01/05	at Indiana State*	W 70-63	4,535
01/07	at Illinois State*	L 64-84	5,565
01/11	Northern Iowa*	W 64-59	4,410
01/14	Illinois State*	L 65-68	4,673
01/18	#14 Iowa State	L 52-70	8,883
01/21	Missouri State*	W 58-56	4,569
01/23	at Drake*	L 63-79	4,612
01/28	Tulsa*	L 54-67	5,433
02/02	Drake*	L 74-78	4,018
02/04	at Evansville*	L 54-85	11,589
02/06	Indiana State*	L 62-72	4,319
02/09	at S. Illinois*	L 48-69	5,131
02/13	at Northern Iowa*	L 50-65	11,589
02/16	Bradley*	L 59-69	3,915
02/18	Evansville*	L 59-69	4,330
02/23	at Wichita State*	W 50-47	5,751
02/25	at Missouri State*	L 52-56	6,108
02/27	S. Illinois*	L 73-86	4,932

## 1995-96

14-15 Overall  
9-9 MVC (T-5th)

Date	Opponent	Result	Att.
11/25	at SMU	W 63-59	1,257
11/30	Nebraska-Omaha	W 74-71	3,895
12/06	Nebraska	L 67-88	9,060
12/09	Oral Roberts	W 80-64	3,591
12/16	Morgan State	W 63-56	3,802
12/19	□ Nevada	L 58-61	4,321
12/20	□ at Hawaii	L 58-84	2,612
12/28	at UMKC (1)	L 70-72	2,811
12/30	at Evansville*	W 72-60	11,075
01/03	Bradley*	L 62-75	3,259
01/06	Wichita State*	W 66-57	2,690
01/08	at Drake*	L 56-59	3,356
01/10	at Bradley*	L 54-68	8,841
01/13	at CS-Sacramento	W 74-67	411
01/17	Tulsa*	W 72-59	3,790
01/20	Indiana State*	L 57-61	4,195
01/24	at Tulsa*	L 52-55	6,512
01/27	Missouri State* (1)	W 81-75	4,334
01/29	S. Illinois*	W 79-77	3,312
02/03	at Wichita State*	W 68-56	5,129
02/05	Illinois State*	L 72-74	4,136
02/08	at S. Illinois*	W 68-63	3,442
02/10	at Indiana State*	W 78-72	5,133
02/14	Marquette	L 57-63	6,053
02/17	Northern Iowa* (1)	L 57-58	7,526
02/21	at Northern Iowa*	L 73-87	2,176
02/24	at Missouri State*	L 66-67	8,754
02/26	Drake*	W 76-62	5,112
03/02	◇ Missouri State	L 58-65	8,206

□ Hawaii-Nike Festival, Honolulu, Hawaii

◇ MVC Tournament at Scottrade Center, St. Louis, Mo.

## 1996-97

15-15 Overall  
10-8 MVC (6th)

Date	Opponent	Result	Att.
11/22	at Wyoming	L 77-85	6,888
11/25	UMKC	W 70-68	4,164
11/29	□ Florida	W 75-73	275
11/30	□ #24 Minnesota	L 63-64	375
12/01	□ Missouri (1)	L 71-73	325
12/07	Northern Iowa*	W 62-46	4,068
12/14	Sacramento State	W 59-42	3,833
12/16	Bethune-Cookman	W 63-57	3,792
12/21	at Houston	L 73-74	2,211
12/29	Illinois State*	L 45-54	4,959
01/02	at Northern Iowa*	L 56-59	2,356
01/04	Houston	L 72-74	4,571
01/08	at Nebraska	L 52-71	11,889
01/11	at Wichita State*	W 70-67	10,545
01/16	S. Illinois*	W 76-67	4,413
01/18	Bradley*	W 68-58	5,463
01/20	Southern Utah	W 60-49	4,334
01/25	at Evansville*	L 63-70	9,527
01/27	at S. Illinois*	W 72-65	2,091
01/30	at Missouri State*	L 71-77	8,378
02/22	Evansville*	W 75-62	4,698
02/06	Drake*	W 71-60	4,450
02/08	at Bradley*	L 58-61	10,924
02/10	Indiana State*	W 66-58	4,450
02/15	Missouri State*	L 82-88	9,023
02/17	at Drake*	W 82-76	4,239
02/20	Wichita State*	W 59-58	5,718
02/22	at Indiana State*	L 67-70	5,189
02/24	at Illinois State*	L 69-74	8,374
03/01	÷ Missouri State	L 58-77	11,816

# All-Time Scores

## 1997-98

18-10 Overall

12-6 MVC (2nd)

NIT (0-1)

Date	Opponent	Result	Att.
11/14	UMKC	W 81-59	3,577
11/22	at Oklahoma State	L 70-86	5,338
11/29	at Oral Roberts	L 66-69	5,129
12/03	Grambling State	W 67-51	3,384
12/06	Wyoming	W 81-70	3,638
12/10	Nebraska	W 84-73	8,034
12/13	Illinois State*	L 62-71	4,099
12/20	Southern	W 100-78	3,215
12/22	at Towson	W 79-70	914
12/30	at Northern Iowa*	W 83-75	3,790
01/04	Drake*	W 86-54	3,239
01/10	at Indiana State*	L 70-75	8,086
01/12	at Missouri State*	L 54-72	6,834
01/15	Indiana State*	W 80-67	4,219
01/17	Bradley*	L 58-61	5,287
01/21	Missouri State*	W 94-80	3,960
01/24	at Drake*	W 72-56	5,761
01/27	at Wichita State* (1)	W 75-72	5,828
01/31	at S. Illinois*	W 63-61	3,212
02/02	at Evansville*	W 85-76	8,221
02/05	S. Illinois*	W 91-73	5,003
02/08	Evansville*	W 80-66	6,451
02/14	Wichita State*	W 79-69	6,353
02/16	Northern Iowa*	W 74-62	8,710
02/21	at Illinois State*	L 67-80	10,044
02/23	at Bradley*	L 63-76	9,816
02/28	at Bradley	L 68-76	10,083
03/11	at Marquette	L 68-80	4,264

◆ MVC Tournament at Scottrade Center, St. Louis, Mo.

■ National Invitation Tournament, Milwaukee, Wis.

## 1998-99

22-9 Overall

11-7 MVC (T-2nd)

NCAA (1-1)

Date	Opponent	Result	Att.
11/14	Towson State	W 93-48	4,212
11/18	at UMKC	W 79-58	1,552
11/25	at Iowa	W 75-73	12,500
11/29	Centenary	W 94-57	4,411
12/02	Baylor	W 73-59	5,589
12/05	S. Illinois*	W 86-60	5,910
12/09	at Nebraska	L 60-76	10,815
12/12	at Drake*	L 80-83	5,889
12/20	#18 Oklahoma St.	W 66-60	8,418
12/22	Miss. Valley State	W 78-55	4,162
12/30	Bradley*	W 65-44	3,083
01/02	at Indiana State*	W 65-62	3,996
01/04	Evansville*	L 79-84	3,815
01/10	at Missouri State*	W 72-70	7,893
01/17	Indiana State*	L 69-70	5,518
01/20	at Evansville*	W 90-80	7,458
01/23	Illinois State*	W 95-84	7,411
01/27	at Bradley*	L 57-67	10,045
01/30	at Northern Iowa*	W 95-81	2,225
02/01	at S. Illinois*	L 75-85	3,140
02/06	at Wichita State*	L 85-98	8,176
02/10	Northern Iowa*	W 77-60	4,618
02/14	at Illinois State*	L 77-79	8,075
02/17	Missouri State*	W 79-76	5,337
02/20	Drake*	W 73-67	7,214
02/22	Wichita State*	W 76-65	3,009
02/27	at Illinois State	W 68-63	11,129
02/28	at Indiana State	W 78-70	11,393
03/01	at Evansville	W 70-61	8,040
03/11	at Louisville	W 62-58	10,032
03/13	at #5 Maryland	L 63-75	14,959

◆ MVC Tournament at Kiel Center, St. Louis, Mo.

■ NCAA South Regional in Orlando Arena, Orlando, Fla.

## 1999-00

23-10 Overall

11-7 MVC (4th)

NCAA (0-1)

Date	Opponent	Result	Att.
11/22	at Miss. Valley St.	W 70-62	732
11/27	#23 Iowa	W 85-76	9,374
12/01	at Georgia State	W 58-54	1,031
12/04	at Baylor (1)	W 77-76	3,231
12/06	Grambling State	W 91-52	3,818
12/09	Nebraska	W 89-72	9,377
12/12	Illinois State*	W 82-43	4,484
12/20	at Western Illinois	W 76-72	273
12/21	at Florida Atlantic	W 66-46	248
12/23	at Hawaii	L 53-73	6,631
12/29	Missouri State*	L 58-59	6,786
01/02	at Northern Iowa*	L 75-77	2,125
01/06	at Indiana State*	L 46-56	5,148
01/08	at S. Illinois*	W 72-66	5,520
01/12	#19 Tulsa	L 67-75	5,516
01/15	Drake*	W 70-66	6,423
01/19	at Missouri State*	W 63-49	7,995
01/23	at Evansville*	L 83-88	9,081
01/26	Northern Iowa* (1)	W 77-73	4,893
01/29	Wichita State*	W 88-72	6,024
02/01	at Drake* (1)	L 70-74	3,982
02/05	at Illinois State*	W 86-83	7,438
02/07	at Colorado State	W 78-67	4,872
02/13	Bradley*	W 73-56	7,410
02/16	Indiana State*	W 64-58	6,490
02/19	S. Illinois*	L 83-92	7,890
02/23	at Bradley*	L 65-73	9,852
02/26	at Wichita State*	W 75-64	9,552
02/28	Evansville*	W 102-69	5,939
03/04	at Bradley	W 71-62	9,596
03/05	at Indiana State	W 71-69	11,688
03/06	at Missouri State	W 57-45	7,130
03/16	at #24 Auburn	L 69-72	22,013

■ Nike Classic, Honolulu, Hawaii

◆ MVC Tournament at Scottrade Center, St. Louis, Mo.

● NCAA Midwest Regional at H.H.H. Metrodome, Minneapolis, Minn.

## 2001-02

23-9 Overall

14-4 MVC (T-1st)

NCAA (1-1)

Date	Opponent	Result	Att.
11/18	N. Carolina A&T	W 72-51	5,049
11/27	#17W. Kentucky (2)	W 94-91	7,287
11/29	Grambling St.	W 102-64	4,813
12/04	at TCU	L 77-82	3,690
12/08	at Brigham Young	L 52-61	6,072
12/12	Nebraska	W 76-70	9,369
12/16	Indiana State*	W 70-46	6,924
12/19	at Western Kentucky	L 61-95	6,267
12/22	Xavier	L 65-72	6,013
12/29	Miss. Valley State	W 90-65	5,467
01/02	at Illinois State*	W 76-62	5,182
01/05	at Northern Iowa* (1)	L 79-85	3,021
01/09	Evansville*	W 88-74	5,324
01/13	at Missouri State*	W 80-74	5,289
01/16	Illinois State*	W 63-56	5,324
01/19	Bradley*	W 76-63	7,378
01/22	at Wichita State*	W 67-55	9,012
01/26	at Evansville*	W 57-41	7,487
01/30	Missouri State*	W 80-74	5,289
02/03	Southern Illinois*	L 77-79	8,861
02/06	at Indiana State*	W 64-63	5,169
02/09	Northern Iowa*	W 83-56	8,897
02/13	at Drake* (1)	W 95-91	5,212
02/17	Wichita State*	W 69-67	7,286
02/20	at Southern Illinois*	L 62-65	7,548
02/23	at Bradley*	W 80-64	9,624
02/25	Drake*	L 73-75	7,918
03/02	at Northern Iowa	W 80-65	8,055
03/03	at Illinois State	W 90-63	10,722
03/04	at Southern Illinois	W 84-76	8,878
03/15	at #15 Florida (2)	W 83-82	20,850
03/17	at #13 Illinois	L 60-72	21,525

◆ MVC Tournament at Scottrade Center, St. Louis, Mo.

■ NCAA Midwest Regional at United Center, Chicago, Ill.

## 2002-03

29-5 Overall

15-3 MVC (2nd)

NCAA (0-1)

Date	Opponent	Result	Att.
11/17	at Texas-Arlington	W 106-50	4,076
11/18	at Furman	W 82-57	4,141
11/25	at IUPUI	W 99-52	1,879
11/26	at Notre Dame	W 80-75	3,652
12/04	at Northern Iowa*	W 65-52	3,229
12/07	BYU	W 74-64	8,529
12/14	Tennessee Tech	W 101-72	8,813
12/16	Delaware State	W 68-48	6,323
12/21	at Nebraska	W 81-73	12,238
12/29	SE Missouri St.	W 93-70	9,189
12/31	at #19 Xavier	L 73-75	10,250
01/05	Drake*	W 84-63	8,789
01/08	at Bradley*	W 65-58	9,721
01/11	at Illinois State*	W 76-57	5,913
01/15	Evansville*	W 93-56	8,084
01/18	Southern Illinois*	W 85-76	10,184
01/20	Illinois State*	W 95-82	8,729
01/23	at Evansville*	L 66-74	6,608
01/26	TCU	W 89-79	8,808
01/29	at Indiana State*	W 74-46	4,824
02/01	at Drake*	W 88-68	7,152
02/04	Northern Iowa*	W 84-75	8,827
02/08	Bradley*	W 88-65	9,286
02/12	Missouri St.* (1)	W 70-67	9,083
02/15	at Wichita State*	L 74-80	9,954
02/19	Indiana State*	W 77-54	8,740
02/22	Fresno State	W 67-66	9,329
02/26	at Missouri State*	W 63-58	8,852
03/01	at Southern Illinois*	L 62-70	10,014
03/03	Wichita State*	W 86-60	9,244
03/08	at Indiana State	W 57-56	11,924
03/09	at Wichita State	W 70-69	15,703
03/10	at Southern Illinois	W 80-56	14,911
03/20	at Central Michigan	L 73-79	14,568

■ Guardians Classic first two rounds in Omaha

◆ MVC Tournament at St. Louis, Mo.

● NCAA West Regional in Salt Lake City, Utah

Creighton began playing all its home contests at CenturyLink Center Omaha prior to the 2003-04 season.

## 2003-04

20-9 Overall

12-6 MVC (T-2nd)

NIT (0-1)

Date	Opponent	Result	Att.
11/22	San Diego	W 79-44	12,255
11/29	St. Bonaventure	W 83-63	10,058
12/03	Bethune-Cookman	W 69-49	8,573
12/06	Delaware State	W 77-48	9,180
12/10	Nebraska	W 61-54	15,561
12/13	at Fresno St. (1)	W 70-62	14,077
12/20	UALR	W 91-66	11,162
12/22	at Wyoming	W 66-61	7,860
12/30	Missouri State*	W 59-54	14,183
01/05	at Bradley*	W 66-49	8,853
01/07	at Illinois State*	W 56-55	5,282
01/11	Drake*	W 78-67	13,353
01/14	at Northern Iowa*	L 73-82	4,231
01/17	Evansville*	W 72-53	11,360
01/21	at Wichita State*	L 62-77	10,398
01/24	Illinois State*	W 72-63	14,313
01/28	at Indiana State*	W 61-44	3,874
02/01	at Evansville*	W 74-70	5,326
02/04	Northern Iowa*	W 58-47	10,845
02/07	Southern Illinois*	L 60-61	14,372
02/11	Bradley*	W 74-56	10,819
02/14	at Drake* (2)	L 73-78	6,947
02/18	Indiana State*	W 69-65	11,624
02/21	at Kent State	L 55-70	6,327
02/24	at #16 S. Illinois*	L 60-68	9,628
02/28	at Missouri State*	L 46-70	7,215
03/01	Wichita State*	W 75-61	11,117
03/06	at Missouri State	L 75-84	14,171
03/16	at Nebraska	L 70-71	13,483

◆ MVC Tournament at Scottrade Center, St. Louis, Mo.

■ National Invitation Tournament in Omaha, Neb.

## 2004-05

23-11 Overall

11-7 MVC (T-3rd)

NCAA (0-1)

Date	Opponent	Result	Att.
11/15	at Alcorn State	W 74-40	8,578
11/16	at Iona	W 68-62	8,305
11/20	Arkansas-Pine Bluff	W 83-58	9,252
11/23	at Missouri	W 78-54	4,966
11/24	at Ohio St. (1)	W 65-63	4,075
11/30	at Xavier	W 73-72	10,250
12/04	High Point	W 79-60	10,328
12/07	Kent State	L 58-67	10,563
12/11	at Nebraska	W 50-48	13,602
12/18	Wyoming	L 64-68	12,003
12/22	at Evansville*	L 61-63	5,861
12/28	Bradley*	W 71-62	14,235
12/31	at San Diego	L 70-82	1,211
01/05	at Drake*	W 61-58	3,014
01/09	Southern Illinois*	L 63-69	11,646
01/12	at Indiana State*	L 72-74	3,340
01/15	at Northern Iowa*	W 67-66	6,769
01/19	Drake*	W 82-67	13,151
01/22	Illinois State* (1)	L 77-82	13,949
01/26	at Bradley*	W 74-65	9,111
01/29	at Missouri State*	L 73-80	7,977
02/01	Wichita State*	W 73-69	10,793
02/05	Missouri State*	L 71-79	14,276
02/09	Northern Iowa*	W 83-82	10,152
02/12	at Southern Illinois*	L 67-71	9,207
02/16	at Wichita State*	W 82-68	10,478
02/19	Chattanooga	W 100-68	10,446
02/22	Evansville*	W 69-64	10,463
02/26	Indiana State*	W 64-55	11,199
02/28	at Illinois State*	W 74-59	6,155
03/05	at Illinois State	W 69-52	10,854
03/06	at Wichita State	W 70-60	14,069
03/07	at Missouri State	W 75-57	8,093
03/17	at West Virginia	L 61-63	13,100



# All-Time Scores

## 2006-07

22-11 Overall

13-5 MVC (2nd)

NCAA (0-1)

Date	Opponent	Result	Att.
11/13	Miss. Valley St.	W 78-42	13,517
11/18	at Nebraska	L 61-73	13,832
11/25	George Mason	W 58-56	15,445
11/29	Arkansas-Pine Bluff	W 74-39	14,912
12/06	at Dayton	L 54-60	11,895
12/09	#24 Xavier	W 73-67	15,872
12/16	at Fresno State	L 54-69	12,417
12/21	at Valparaiso	W 68-43	6,083
12/22	at Houston	W 80-72	6,611
12/23	at Hawaii	L 60-76	6,629
12/30	Missouri State*	W 77-74	15,684
01/01	Illinois State*	W 79-71	14,869
01/04	at Indiana State*	L 52-55	3,782
01/06	at Evansville*	W 75-62	6,361
01/09	Drake*	W 79-56	16,315
01/12	at Northern Iowa*	W 62-54	6,877
01/15	at Wichita State*	L 59-62	10,478
01/18	Bradley*	W 65-54	16,339
01/20	Southern Illinois*	L 57-58	17,459
01/24	at Missouri State*	W 66-62	7,642
01/27	Indiana State*	W 71-55	17,283
01/31	at Bradley*	W 82-71	9,699
02/03	at Drake*	W 67-62	7,178
02/07	Evansville*	W 79-74	15,502
02/10	at #21 So. Illinois*	L 68-72	9,628
02/13	Northern Iowa*	W 66-55	14,814
02/17	Drexel	L 58-64	17,607
02/20	at Illinois State*	L 55-65	4,835
02/24	Wichita State*	W 71-54	17,110
03/02	at Indiana State	W 59-38	16,651
03/03	at Missouri State	W 75-58	22,612
03/04	at #11 So. Illinois	W 67-61	22,612
03/16	at #15 Nevada (1)	L 71-77	13,393

at Rainbow Classic in Honolulu, Hawaii

at State Farm MVC Tournament in St. Louis, Mo.

at NCAA South Regional in New Orleans, La.

## 2007-08

22-11 Overall

10-8 MVC (4th)

NIT (1-1)

Date	Opponent	Result	Att.
11/09	DePaul	W 74-62	16,104
11/17	Miss. Valley State	W 76-46	16,730
11/24	Nebraska	W 74-62	17,049
11/29	Savannah State	W 78-52	14,412
12/01	at Drexel	W 72-48	2,532
12/05	at #21 Xavier	L 66-79	10,250
12/09	Saint Joseph's (1)	W 90-84	15,332
12/17	Houston Baptist	W 110-73	13,671
12/20	N.C. Central	W 88-54	14,751
12/22	UALR	W 80-61	14,902
12/29	Illinois State*	L 67-80	16,808
01/02	at Indiana State*	L 54-62	3,254
01/05	at Indiana State*	W 50-49	7,204
01/09	Evansville*	W 77-59	15,627
01/12	at Wichita State*	W 68-65	10,478
01/15	at Northern Iowa*	W 68-59	5,205
01/19	Indiana State*	W 86-69	17,371
01/22	#22 Drake* (1)	L 60-68	17,053
01/26	at Southern Illinois*	L 44-48	9,386
01/30	at #16 Drake*	L 65-75	7,152
02/02	Wichita State*	W 65-63	16,644
02/05	Northern Iowa*	W 74-50	14,313
02/10	Southern Illinois*	W 72-53	15,834
02/13	at Evansville*	L 56-60	4,102
02/16	at Bradley*	L 59-87	11,335
02/19	Missouri State*	W 88-67	15,194
02/23	at Oral Roberts	W 65-64	8,152
02/27	at Illinois State*	L 54-68	6,563
03/01	Bradley* (2)	W 111-110	16,257
03/07	at Bradley	W 74-70	13,581
03/08	at #20 Drake	L 67-75	16,829
03/18	at Rhode Island	W 74-73	7,948
03/21	at Florida	L 54-82	7,595

at State Farm MVC Tournament in St. Louis, Mo.

at National Invitation Tournament

## 2008-09

27-8 Overall

14-4 MVC (T-1st)

NIT (1-1)

Date	Opponent	Result	Att.
11/16	New Mexico	W 82-75	16,107
11/20	Ark.-Pine Bluff	W 82-50	16,133
11/22	Oral Roberts	W 87-65	16,549
11/25	at UALR	L 69-71	4,012
11/29	at Nebraska	L 52-54	13,291
12/02	Miss. Valley State	W 82-58	15,748
12/06	at Saint Joseph's	W 69-58	6,418
12/10	Dayton	W 77-59	15,418
12/13	at No. Colorado	W 85-66	15,747
12/15	at Southern	W 71-60	15,203
12/22	vs. Fresno State	W 84-65	1,050
12/23	at vs. DePaul	W 83-75	1,200
12/28	Wichita State*	W 68-56	17,954
12/31	at Indiana State*	W 79-61	2,988
01/03	at Illinois State*	L 64-86	10,200
01/06	Northern Iowa*	L 66-69	15,575
01/10	at Bradley*	W 73-64	10,767
01/14	Southern Illinois* (1)	W 73-72	15,594
01/17	at Wichita State*	L 61-74	10,502
01/20	at Evansville*	W 79-57	6,626
01/24	Drake*	L 62-74	17,193
01/27	Indiana State*	W 73-62	15,542
02/01	Missouri State*	W 75-51	15,802
02/04	at Drake*	W 79-68	5,445
02/08	at Northern Iowa*	W 77-71	6,234
02/11	Bradley*	W 79-65	16,326
02/14	at Southern Illinois*	W 82-60	9,081
02/17	Evansville*	W 89-84	16,697
02/21	George Mason	W 76-63	17,411
02/24	at Missouri State*	W 65-59	6,896
02/28	Illinois State*	W 74-70	17,116
03/06	at vs. Wichita State	W 63-62	12,765
03/07	at vs. Illinois State	L 49-73	15,333
03/18	at Bowling Green	W 73-71	9,577
03/23	at Kentucky	L 63-65	16,984

at Las Vegas Classic (Omaha, Neb. & Las Vegas, Nev.)

at State Farm MVC Tournament in St. Louis, Mo.

at National Invitation Tournament

## 2009-10

18-16 Overall

10-8 MVC (4th)

CIT (2-1)

Date	Opponent	Result	Att.
11/14	at #21 Dayton	L 80-90	13,435
11/17	Florida A&M	W 78-53	15,321
11/22	UALR	W 80-65	16,183
11/26	at #15 Michigan (1)	L 76-83	2,853
11/27	at vs. Xavier	L 67-80	3,660
11/29	at vs. Iona	L 55-63	1,846
12/06	Nebraska	W 67-61	16,739
12/12	at George Mason	L 72-75	5,502
12/16	Savannah State	W 77-62	15,631
12/19	at #19 New Mexico	L 61-66	14,333
12/22	Houston Baptist	W 85-56	16,349
12/29	Northern Iowa*	L 52-60	17,152
01/01	at Indiana State*	L 64-70	4,017
01/03	at Evansville*	W 72-64	4,758
01/06	Drake*	W 73-69	14,956
01/09	at Wichita State*	L 58-70	10,506
01/13	Southern Illinois*	W 71-69	15,143
01/16	Wichita State*	W 57-56	16,955
01/20	at Illinois State*	L 62-71	6,288
01/24	Missouri State*	W 76-72	15,153
01/27	at Bradley*	W 73-68	9,220
01/30	at Drake*	L 74-79	7,018
02/03	Evansville*	W 84-71	15,773
02/06	at Missouri State*	L 52-70	9,101
02/09	Indiana State*	W 65-52	15,768
02/13	Illinois State*	L 63-67	16,209
02/16	at Northern Iowa*	L 52-70	5,440
02/20	Loyola Chicago	W 78-58	15,746
02/23	at Southern Illinois* (1)	W 83-78	4,872
02/27	Bradley*	W 82-71	15,169
03/05	at vs. Bradley	L 62-81	10,830
03/16	at South Dakota	W 89-78	4,348
03/22	at Fairfield	W 73-55	3,824
03/24	at Missouri State	L 61-67	3,112

at State Farm MVC Tournament in St. Louis, Mo.

at Collegiesider.com Postseason Tournament

at Games played at Omaha Civic Auditorium

## Greg McDermott

2010-Present

52-22

.703



## 2010-11

23-16 Overall

10-8 MVC (T-4th)

CBI (4-2)

Date	Opponent	Result	Att.
11/12	at Alabama State	W 71-57	15,141
11/14	at Northern Arizona	W 74-70	15,147
11/17	Louisiana	W 63-58	14,109
11/21	at Iowa State	L 88-91	10,252
11/26	at Kennesaw State	W 75-57	14,313
11/28	at Northwestern	L 52-65	3,819
12/01	#21 BYU	L 65-77	15,532
12/05	at Nebraska	L 54-59	9,824
12/11	Saint Joseph's	W 82-75	14,345
12/18	Idaho State	W 66-60	15,689
12/20	Western Illinois	W 60-47	13,864
12/22	Samford	W 58-40	16,550
12/29	at Illinois State*	W 64-53	6,158
01/01	Drake*	W 73-57	15,271
01/04	Missouri State*	L 55-67	14,920
01/07	at Southern Illinois* (1)	W 72-66	5,897
01/09	at Evansville*	W 74-69	4,732
01/12	Wichita State*	L 54-68	15,481
01/16	at Indiana State*	L 59-61	6,080
01/19	Bradley*	W 81-68	14,502
01/22	at Missouri State*	L 66-67	10,655
01/26	at Northern Iowa*	L 66-71	6,415
01/29	Indiana State*	W 83-69	16,044
02/01	at Bradley*	L 61-69	8,091
02/05	Evansville*	W 75-69	14,850
02/08	at Drake*	L 64-67	4,552
02/13	Southern Illinois*	W 69-50	14,417
02/16	Illinois State*	W 75-59	14,702
02/19	at Akron	L 67-76	2,861
02/23	at Wichita State*	L 65-67	10,506
02/26	Northern Iowa*	W 63-55	15,593
03/04	at vs. Northern Iowa	W 60-57	10,608
03/05	at vs. Missouri State	L 50-60	13,533
03/15	at San Jose State	W 85-74	3,086
03/21	at Davidson	W 102-92	4,832
03/23	at UCF	W 82-64	6,392
03/28	at Oregon	W 84-76	12,381
03/30	at Oregon	L 58-71	7,875
04/01	at Oregon	L 69-71	9,335

at Global Sports Hy-Vee Challenge (Omaha, Neb.)

at Global Sports Hy-Vee Challenge (Des Moines, Iowa)

at State Farm MVC Tournament in St. Louis, Mo.

at College Basketball Invitational Presented by Zebra Pen

## 2011-12

29-6 Overall

14-4 MVC (2nd)

NCAA (1-1)

Date	Opponent	Result	Att.
11/11	at North Carolina A&T	W 97-65	15,228
11/13	at Chicago State	W 95-61	13,908
11/16	at UAB	W 70-60	4,417
11/20	at vs. Iowa	W 82-59	12,746
11/25	at Campbell	W 104-81	16,683
11/30	at San Diego State	W 85-83	12,414
12/04	Nebraska	W 76-66	16,561
12/10	at Saint Joseph's	L 71-80	4,200
12/17	Houston Baptist	W 97-62	16,513
12/19	at Tulsa	W 83-64	4,228
12/22	Northwestern	W 87-79	17,676
12/28	Missouri State*	L 65-77	17,665
12/31	at Wichita State*	W 68-61	10,506
01/03	Drake*	W 76-59	15,134
01/07	at Bradley*	W 92-83	8,610
01/10	Northern Iowa*	W 63-60	16,627
01/13	at Illinois State*	W 87-78	8,771
01/15	Southern Illinois*	W 90-71	15,794
01/18	at Missouri State*	W 66-65	9,124
01/21	Indiana State*	W 75-49	17,411
01/25	at Drake*	W 77-69	6,110
01/28	Bradley*	W 73-59	18,436
02/01	Illinois State*	W 102-74	17,311
02/04	at Northern Iowa*	L 62-65	6,910
02/07	at Evansville*	L 57-65	5,128
02/11	Wichita State*	L 68-89	18,735
02/14	at Southern Illinois*	W 88-69	3,408
02/18	Long Beach State	W 81-79	16,503
02/21	Evansville* (1)	W 93-92	16,447
02/25	at Indiana State*	W 61-60	7,911
03/02	at vs. Drake	W 68-61	14,412
03/03	at vs. Evansville	W 99-71	16,271
03/04	at vs. Illinois State (1)	W 83-79	12,880
03/16	at vs. Alabama	W 58-57	16,422
03/18	at vs. #4 North Carolina	L 73-87	18,722

at Dale Howard Classic (Omaha, Neb.)

at Dale Howard Classic (Des Moines, Iowa)

at State Farm MVC Tournament in St. Louis, Mo.

at NCAA Midwest Regional in Greensboro, N.C.

## MVC's Best Last 12 Years (2000-01 to end of

# Overtime History

## Creighton's Overtime History

### Single-Overtime Games (40-38) (Home: 19-10, Away: 19-25, Neutral: 2-3)

Date	Winner	Loser	Tourney	Site
02/12/17	Creighton 20	St. Viator's 19	-	Bourbonnais, Ill.
02/08/21	Creighton 31	Loras 27	-	Omaha, Neb.
01/23/32	Missouri 26	Creighton 23	-	Omaha, Neb.
02/05/34	Butler 33	Creighton 32	-	Omaha, Neb.
02/17/34	Creighton 31	Marquette 25	-	Omaha, Neb.
01/14/35	Creighton 31	Marquette 29	-	Milwaukee, Wis.
01/26/35	Creighton 30	Oklahoma State 22	-	Omaha, Neb.
02/02/38	Oklahoma St. 37	Creighton 35	-	Omaha, Neb.
01/14/39	Creighton 34	Saint Louis 31	-	St. Louis, Mo.
02/21/47	Creighton 49	Washington (Mo.) 44	-	Omaha, Neb.
12/14/49	Creighton 52	Houston 47	-	Omaha, Neb.
02/25/50	Creighton 40	Oklahoma City 37	-	Omaha, Neb.
02/16/52	Iowa State 59	Creighton 58	-	Ames, Iowa
12/30/53	St. Thomas 73	Creighton 72	St. Paul Invite	St. Paul, Minn.
11/29/54	Morningside 79	Creighton 75	-	Sioux City, Iowa
01/09/58	Neb.-Omaha 60	Creighton 54	-	Omaha, Neb. (at UNO)
02/13/60	Creighton 85	Washington (Mo.) 80	-	St. Louis, Mo.
01/28/61	Canisius 97	Creighton 89	-	Buffalo, N.Y.
02/05/62	Creighton 79	Marquette 72	-	Milwaukee, Wis.
12/16/63	Creighton 77	Iowa 72	-	Iowa City, Iowa
02/01/65	Drake 76	Creighton 67	-	Des Moines, Iowa
02/01/67	LaSalle 88	Creighton 83	-	Philadelphia, Pa.
12/13/67	Colorado 67	Creighton 66	-	Boulder, Colo.
02/07/70	#16 Houston 78	Creighton 77	-	Houston, Texas
12/07/70	Creighton 78	Idaho State 77	-	Pocatello, Idaho
01/26/71	Seattle 97	Creighton 96	-	Seattle, Wash.
01/15/72	So. Illinois 89	Creighton 83	-	Carbondale, Ill.
01/06/75	Creighton 84	North Dakota State 79	-	Fargo, N.D.
01/07/76	Creighton 50	San Diego 48	-	Omaha, Neb.
01/13/76	Creighton 79	Kansas State 76	-	Omaha, Neb.
02/26/77	North Texas 108	Creighton 105	-	Denton, Texas
01/14/78	Creighton 64	W. Texas A&M 60	-	Canyon, Texas
01/21/80	Wichita State 81	Creighton 77	-	Wichita, Kan.
12/06/80	Creighton 66	Nebraska 61	-	Omaha, Neb.
02/19/81	Creighton 73	Drake 69	-	Omaha, Neb.
02/12/83	So. Illinois 70	Creighton 60	-	Carbondale, Ill.
12/31/83	#4 DePaul 59	Creighton 57	-	Omaha, Neb.
02/16/84	#12 Tulsa 82	Creighton 80	-	Omaha, Neb.
03/10/84	#12 Tulsa 70	Creighton 68	MVC Tourney	Tulsa, Okla.
02/02/85	Creighton 71	Bradley 68	-	Peoria, Ill.
01/11/86	Creighton 58	W. Texas A&M 56	-	Canyon, Texas
12/30/86	Dayton 83	Creighton 81	-	Dayton, Ohio
01/03/87	Nebraska 70	Creighton 65	-	Lincoln, Neb.
12/22/88	Creighton 75	Montana State 69	-	Omaha, Neb.
01/16/89	Creighton 81	Wichita State 80	-	Wichita, Kan.
02/16/89	Creighton 102	So. Illinois 100	-	Omaha, Neb.
01/03/90	Creighton 77	Notre Dame 75	-	Omaha, Neb.
01/23/93	Drake 90	Creighton 85	-	Des Moines, Iowa
01/08/94	Indiana St. 75	Creighton 69	-	Terre Haute, Ind.
02/09/94	Drake 81	Creighton 75	-	Omaha, Neb.
02/12/94	Illinois State 92	Creighton 88	-	Omaha, Neb.
02/26/94	Tulsa 72	Creighton 62	-	Tulsa, Okla.
12/28/95	UMKC 72	Creighton 70	-	Kansas City, Mo.
01/27/96	Creighton 81	Missouri State 75	-	Omaha, Neb.
02/17/96	Northern Iowa 58	Creighton 57	-	Omaha, Neb.
12/01/96	Missouri 73	Creighton 71	San Juan Shootout	Caguas, P.R.
01/27/98	Creighton 75	Wichita State 72	-	Wichita, Kan.
12/04/99	Creighton 77	Baylor 76	-	Waco, Texas
01/26/00	Creighton 77	Northern Iowa 73	-	Omaha, Neb.
02/01/00	Drake 74	Creighton 70	-	Des Moines, Iowa
01/06/01	Bradley 73	Creighton 68	-	Peoria, Ill.
01/05/02	Northern Iowa 85	Creighton 79	-	Cedar Falls, Iowa
02/13/02	Creighton 95	Drake 91	-	Des Moines, Iowa
02/12/03	Creighton 70	Missouri State 67	-	Omaha, Neb.
12/13/03	Creighton 70	Fresno State 62	-	Fresno, Calif.
11/24/04	Creighton 65	Ohio State 63	Guardians Classic	Kansas City, Mo.
01/22/05	Illinois State 82	Creighton 77	-	Omaha, Neb.
02/04/06	Creighton 72	Drake 67	-	Des Moines, Iowa
02/14/06	Wichita State 62	Creighton 61	-	Wichita, Kan.
03/16/07	Nevada 77	Creighton 71	NCAA	New Orleans, La.
12/09/07	Creighton 90	Saint Joseph's 84	-	Omaha, Neb.
01/22/08	#22 Drake 68	Creighton 60	-	Omaha, Neb.
01/14/09	Creighton 73	Southern Illinois 72	-	Omaha, Neb.
11/26/09	#15 Michigan 83	Creighton 76	Old Spice Classic	Orlando, Fla.
02/23/10	Creighton 83	Southern Illinois 78	-	Carbondale, Ill.
02/13/11	Creighton 72	Southern Illinois 66	-	Carbondale, Ill.
02/21/12	Creighton 93	Evansville 92	-	Omaha, Neb.
03/04/12	Creighton 83	Illinois State 79	MVC Tourney	St. Louis, Mo.



**Cavel Witter had 18 of his CenturyLink Center Omaha record 42 points in the overtime periods of a double-overtime win over Bradley on March 1, 2008. Witter scored 11 of Creighton's last 14 points in the second overtime and his 42 points were the most in the country by any sophomore that season.**

### Double-Overtime Games (13-5) (Home: 8-1, Away: 3-3, Neutral: 2-1)

Date	Winner	Loser	Tourney	Site
01/18/30	Creighton 19	Marquette 17	-	Milwaukee, Wis.
02/05/59	Creighton 78	South Dakota 76	-	Omaha, Neb.
12/14/63	Creighton 96	Utah State 91	-	Omaha, Neb.
12/17/64	Providence 95	Creighton 90	-	Omaha, Neb.
12/21/65	Nevada 97	Creighton 96	Missouri Valley Classic	Rock Island, Ill.
12/29/76	#14 Louisville 69	Creighton 66	Louisville Holiday Classic	Louisville, Ky.
03/01/86	Wichita State 69	Creighton 64	-	Wichita, Kan.
02/04/88	Creighton 94	Tulsa 92	-	Omaha, Neb.
12/08/89	Creighton 98	W. Michigan 87	Mazzio's Pizza Classic	Springfield, Mo.
01/16/90	Creighton 99	Iowa State 94	-	Ames, Iowa
02/17/90	Creighton 103	Wichita State 95	-	Wichita, Kan.
02/10/91	Creighton 91	Missouri State 87	-	Omaha, Neb.
01/04/93	Creighton 84	Montana 78	-	Omaha, Neb.
11/27/01	Creighton 94	#17 W. Kentucky 91	-	Omaha, Neb.
03/15/02	Creighton 83	#15 Florida 82	NCAA	Chicago, Ill.
02/14/04	Drake 78	Creighton 73	-	Des Moines, Iowa
11/26/05	Creighton 91	Dayton 90	-	Omaha, Neb.
03/01/08	Creighton 111	Bradley 110	-	Omaha, Neb.

### Triple-Overtime Games (0-1) (Home: 0-1, Away: 0-0, Neutral: 0-0)

Date	Winner	Loser	Tourney	Site
02/01/78	#13 DePaul 85	Creighton 82	-	Omaha, Neb.

### Back-to-Back Overtime Games

Date	Winner	Loser	# of OT's	Site
12/14/63	Creighton 96	Utah State 91	2OT	Omaha, Neb.
12/16/63	Creighton 77	Iowa 72	1OT	Iowa City, Iowa
01/07/76	Creighton 50	San Diego 48	1OT	Omaha, Neb.
01/13/76	Creighton 79	Kansas State 76	1OT	Omaha, Neb.
12/30/86	Dayton 83	Creighton 81	1OT	Dayton, Ohio
01/03/87	Nebraska 70	Creighton 65	1OT	Lincoln, Neb.
02/09/94	Drake 81	Creighton 75	1OT	Omaha, Neb.
02/12/94	Illinois State 92	Creighton 88	1OT	Omaha, Neb.



# Associated Press Poll History

## Creighton's History in the Associated Press Poll (50-18)

Rank	Date	Opponent	Result
Week of February 12th, 1974 (Ranked 17th, but no games played)			
Week of February 19th, 1974			
15	2/19/74	at Cal-Irvine	W 83-52
15	2/22/74	at Hawaii	W 63-59
15	2/23/74	at Hawaii	L 60-61
Week of February 26th, 1974			
16	3/4/74	#14 South Carolina	L 69-78
Week of March 5th, 1974			
19	3/9/74	vs. Texas	W 77-61
Week of March 12th, 1974			
19	3/14/74	vs. #14 Kansas (NCAA)	L 54-55
19	3/16/74	vs. #16 Louisville (NCAA)	W 80-71
Week of February 4th, 1975			
18	2/9/75	UC-Santa Barbara	W 72-61
Week of February 11th, 1975			
20	2/11/75	Nebraska-Omaha	W 62-53
20	2/15/75	at Oklahoma City	W 68-56
20	2/17/75	St. Thomas (Minn.)	W 90-54
Week of February 18th, 1975			
14	2/22/75	Air Force	W 76-53
Week of February 25th, 1975 (Ranked 13th, but no games played)			
Week of March 4th, 1975			
13	3/3/75	at Southern Illinois	L 47-53
13	3/8/75	#5 Marquette	L 60-64



Ralph Bobik led Creighton's 1973-74 team in assists.

Week of December 9th, 2002			
23	12/14/02	Tennessee Tech	W 101-72
Week of December 16th, 2002			
20	12/16/02	Delaware State	W 68-48
20	12/21/02	at Nebraska	W 81-73
Week of December 23rd, 2002			
18	12/29/02	Southeast Missouri State	W 93-70
Week of December 30th, 2002			
15	12/31/02	at #19 Xavier	L 73-75
15	1/5/03	Drake	W 84-63
Week of January 6th, 2003			
16	1/8/03	at Bradley	W 65-58
16	1/11/03	at Illinois State	W 76-57
Week of January 13th, 2003			
13	1/15/03	Evansville	W 93-56
13	1/18/03	Southern Illinois	W 85-76
Week of January 20th, 2003			
10	1/20/03	Illinois State	W 95-82
10	1/23/03	at Evansville	L 66-74
10	1/26/03	TCU	W 89-79
Week of January 27th, 2003			
16	1/27/03	at Indiana State	W 74-46
16	2/1/03	at Drake	W 88-68
Week of February 3rd, 2003			
13	2/4/03	Northern Iowa	W 84-75
13	2/8/03	Bradley	W 88-65
Week of February 10th, 2003			
12	2/12/03	Missouri State	W 70-67 (OT)
12	2/15/03	at Wichita State	L 74-80
Week of February 17th, 2003			
17	2/19/03	Indiana State	W 77-54
17	2/22/03	Fresno State	W 67-66
Week of February 24th, 2003			
17	2/26/03	at Missouri State	W 63-58
17	3/1/03	at Southern Illinois	L 62-70
Week of March 3, 2003			
19	3/3/03	Wichita State	W 86-60
19	3/8/03	vs. Indiana State	W 57-56
19	3/9/03	vs. Wichita State	W 70-69
Week of March 10, 2003			
19	3/10/03	vs. Southern Illinois	W 80-56
Week of March 17, 2003			
15	3/20/03	vs. Central Michigan (NCAA)	L 73-79
Week of January 12, 2004			
24	1/14/04	at Northern Iowa	L 73-82
24	1/17/04	Evansville	W 72-53
Preseason Poll, 2006-07 (Nov. 6, 2006) (Ranked 19th, but no games played)			
Week of November 13, 2006			
20	11/13/06	Mississippi Valley State	W 78-42
20	11/18/06	at Nebraska	L 61-73

Week of December 5, 2011			
19	12/10/11	at Saint Joseph's	L 71-80
Week of December 12, 2011			
25	12/17/11	Houston Baptist	W 97-62
Week of December 19, 2011			
23	12/19/11	at Tulsa	W 83-64
23	12/22/11	Northwestern	W 87-79
Week of December 26, 2011			
21	12/28/11	Missouri State	L 65-77
21	12/31/11	at Wichita State	W 68-61
Week of January 9, 2012			
23	1/10/12	Northern Iowa	W 63-60
23	1/13/12	at Illinois State	W 87-78
23	1/15/12	Southern Illinois	W 90-71
Week of January 16, 2012			
19	1/18/12	at Missouri State	W 66-65
19	1/21/12	Indiana State	W 75-49
Week of January 23, 2012			
15	1/25/12	at Drake	W 77-69
15	1/28/12	Bradley	W 73-59
Week of January 30, 2012			
13	2/1/12	Illinois State	W 102-74
13	2/4/12	at Northern Iowa	L 62-65
Week of February 6, 2012			
17	2/7/12	at Evansville	L 57-65
17	2/11/12	Wichita State	L 68-89
Week of February 27, 2012			
25	3/2/12	vs. Drake	W 68-61
25	3/3/12	vs. Evansville	W 99-71
25	3/4/12	vs. Illinois State	W 83-79 (OT)

Week of March 5, 2012 (Ranked 19th, but no games played)			
Week of March 12, 2012			
19	3/16/12	vs. Alabama (NCAA)	W 58-57
19	3/18/12	vs. #4 North Carolina (NCAA)	L 73-87



Ethan Wragge blocks a shot in a 2012 NCAA Tournament game vs. Alabama.

# Associated Press Poll History

## All-Time Record vs. Ranked Opponents (18-117)\*

\*AP Poll only

Date	Opponent	Result	Date	Opponent	Result	Date	Opponent	Result	Date	Opponent	Result
1/3/51	at #8 Villanova	L 43-61	12/27/69	at #7 New Mexico State	L 78-93	2/9/81	at #3 DePaul	L 57-93	12/31/02	at #19 Xavier	L 73-75
1/10/52	at #9 Seton Hall	L 44-60	1/29/70	#5 New Mexico State	W 72-68	2/21/81	at #14 Wichita State	L 70-83	2/24/04	at #16 Southern Illinois	L 60-68
2/25/53	at #11 Oklahoma City	L 58-79	2/7/70	at #16 Houston	L 77-78 (OT)	1/4/82	at #13 Tulsa	L 55-80	1/31/06	#25 Northern Iowa	W 63-55
3/6/53	at #15 Seattle	L 85-103	2/28/70	at #8 Marquette	L 66-76	1/11/82	#5 DePaul	L 67-76	12/9/06	#24 Xavier	W 73-67
3/7/53	at #15 Seattle	L 73-96	3/4/70	#13 Houston	L 58-62	1/14/82	at #16 Wichita State	L 56-69	2/10/07	at #21 Southern Illinois	L 68-72
12/11/53	#14 Wyoming	L 65-71	12/29/70	vs. #9 Jacksonville	L 85-94	2/13/82	#7 Tulsa	L 63-70	3/4/07	vs. #11 Southern Illinois	W 67-61
2/1/54	#16 Wichita State	L 68-72	1/30/71	#17 Duquesne	L 69-72	3/2/82	at #10 Tulsa	L 81-106	3/16/07	vs. #15 Nevada	L 71-77 (OT)
2/4/54	at #16 Oklahoma City	L 54-69	2/19/71	at #11 LaSalle	L 61-64	2/10/83	#17 Illinois State	W 53-41	12/5/07	at #21 Xavier	L 66-79
2/7/55	#9 Marquette	L 77-88	3/1/71	#2 Marquette	L 61-66	2/24/83	at #12 Wichita State	L 71-81	1/22/08	#22 Drake	L 60-68 (OT)
2/1/56	at #14 Holy Cross	L 60-97	12/11/71	at #15 Brigham Young	L 68-96	12/31/83	#4 DePaul	L 57-59 (OT)	1/30/08	at #16 Drake	L 65-75
2/3/56	at #13 St. Francis (N.Y.)	L 75-99	12/22/71	vs. #10 St. John's (N.Y.)	L 73-94	1/26/84	at #12 Tulsa	L 64-75	3/8/08	vs. #20 Drake	L 67-75
3/1/57	at #18 Oklahoma City	L 70-97	1/3/72	at #6 Ohio State	L 76-94	2/16/84	#12 Tulsa	L 80-82 (OT)	11/14/09	at #21 Dayton	L 80-90
12/9/58	#17 Marquette	L 49-53	2/6/72	#17 Jacksonville	W 71-66	3/10/84	at #12 Tulsa	L 68-70 (OT)	11/26/09	vs. #15 Michigan	L 76-83 (OT)
12/26/59	at #7 Saint Louis	L 66-84	2/19/72	at #2 Marquette	L 61-70	12/27/84	at #9 DePaul	L 58-87	12/19/09	at #19 New Mexico	L 61-66
1/4/60	at #11 Detroit	L 78-94	3/1/72	at #8 South Carolina	L 64-81	2/16/85	#15 Tulsa	L 63-78	12/1/10	#21 BYU	L 65-77
12/19/60	#5 North Carolina	L 64-72	1/20/73	at #5 Long Beach State	L 51-68	12/30/85	at #18 Notre Dame	L 54-80	3/18/12	vs. #4 North Carolina	L 73-87
1/30/61	at #7 St. John's (N.Y.)	L 75-84	2/5/73	at #15 Jacksonville	L 62-78	1/25/86	#17 Bradley	L 50-64			
3/16/62	vs. #2 Cincinnati	L 46-66	2/17/73	#7 Houston	W 77-77	2/8/86	at #13 Bradley	L 59-79			
12/18/62	at #6 Colorado	L 55-76	3/5/73	#5 Marquette	L 49-61	12/17/86	at #19 DePaul	L 64-74			
2/25/63	at #4 Arizona State	L 70-73	2/9/74	at #6 Marquette	W 75-69	12/26/86	vs. #6 Oklahoma	L 89-106			
12/13/63	#4 Arizona State	W 84-83	3/4/74	#14 South Carolina	L 69-78	12/23/87	at #15 UNLV	L 59-90			
12/21/63	vs. #6 UCLA	L 79-95	3/14/74	vs. #14 Kansas	L 54-55	2/13/88	at #15 Bradley	L 68-98			
3/13/64	at #5 Wichita State	L 68-84	3/16/74	vs. #16 Louisville	W 80-71	2/18/88	#17 Bradley	L 67-83			
12/2/64	at #8 Kansas State	L 82-96	12/20/74	at #2 Indiana	L 53-71	3/6/88	at #14 Bradley	L 77-101			
1/11/65	at #7 St. John's (N.Y.)	L 66-72	12/26/74	vs. #19 Oregon	L 64-75	3/17/89	vs. #6 Missouri	L 69-85			
12/1/65	#10 Kansas State	W 83-75	3/8/75	#5 Marquette	L 60-64	12/4/89	at #5 Missouri	L 79-86			
12/9/65	#9 Bradley	L 79-88	3/15/75	vs. #4 Maryland	L 79-83	3/14/91	vs. #15 New Mexico St.	W 64-56			
12/18/65	at #6 Minnesota	L 77-89	12/27/75	vs. #20 Minnesota	L 74-80	3/16/91	vs. #13 Seton Hall	L 69-81			
2/19/66	at #8 St. Joseph's (Pa.)	L 90-96	1/21/76	at #3 Marquette	L 62-76	12/10/92	at #25 Nebraska	L 83-100			
12/21/66	#6 New Mexico	L 68-79	12/28/76	vs. #20 Auburn	W 81-76	1/18/95	#14 Iowa State	L 52-70			
2/13/67	#5 Houston	L 80-87	12/29/76	at #14 Louisville	L 66-69 (2OT)	11/30/96	vs. #24 Minnesota	L 63-64			
2/25/67	at #7 Houston	L 73-87	3/5/77	#19 Marquette	L 60-72	12/20/98	#18 Oklahoma State	W 66-60			
2/19/68	at #4 St. Bonaventure	L 84-97	1/28/78	at #13 Indiana State	W 72-64	3/13/99	vs. #5 Maryland	L 63-75			
2/29/68	at #8 Marquette	L 57-75	2/1/78	#13 DePaul	L 82-85 (3OT)	11/27/99	#23 Iowa	W 85-76			
12/13/68	vs. #11 Kansas	L 65-78	2/7/78	at #3 Marquette	L 57-82	1/12/00	#19 Tulsa	L 67-75			
12/27/68	vs. #12 Illinois	L 77-90	3/12/78	vs. #4 DePaul	L 78-80	3/16/00	vs. #24 Auburn	L 69-72			
1/7/69	at #11 LaSalle	L 84-103	1/20/79	#5 Indiana State	L 80-90	3/15/01	vs. #24 Iowa	L 56-69			
1/10/69	at #15 Duquesne	L 59-66	1/27/79	at #3 Indiana State	L 69-77	11/27/01	#17 Western Kentucky	W 94-91 (2OT)			
3/1/69	#18 Marquette	L 76-79	1/30/79	#10 Marquette	L 77-79	3/15/02	vs. #15 Florida	W 83-82 (2OT)			
			1/28/80	#1 DePaul	L 73-84	3/17/02	vs. #13 Illinois	L 60-72			

## Notes About The AP Poll

- The AP poll started on Jan. 20, 1949.
- Fourth-ranked Arizona State is the highest-ranked team Creighton has ever beaten, an 84-83 win on Dec. 13, 1963.
- Creighton has lost its last 21 games against top-10 teams since March 16, 1974.
- Creighton has lost its last 25 away games vs. ranked teams since Jan. 28, 1978.
- Creighton lost its first 20 games vs. ranked teams.
- Creighton lost its first 34 away games vs. ranked teams.
- Creighton is 1-5 vs. ranked teams while ranked itself.
- Underscores in this chart indicate a different Creighton coach.

## Records vs. Ranked Teams in Postseason Play (3-12)

Event	Date	Opponent	Result	Event	Date	Opponent	Result
NCAA	3/16/62	vs. #12 Cincinnati	L 46-66	NCAA	3/16/91	vs. #13 Seton Hall	L 69-81
NCAA	3/13/64	at #5 Wichita State	L 68-84	NCAA	3/13/99	vs. #5 Maryland	L 63-75
NCAA	3/14/74	vs. #14 Kansas	L 54-55	NCAA	3/16/00	vs. #24 Auburn	L 69-72
NCAA	3/16/74	vs. #16 Louisville	W 80-71	NCAA	3/15/01	vs. #24 Iowa	L 56-69
NCAA	3/15/75	vs. #4 Maryland	L 79-83	NCAA	3/15/02	vs. #15 Florida	W 83-82 (2OT)
NCAA	3/12/78	vs. #4 DePaul	L 78-80	NCAA	3/17/02	vs. #13 Illinois	L 60-72
NCAA	3/17/89	vs. #6 Missouri	L 69-85	NCAA	3/16/07	vs. #15 Nevada	L 71-77 (OT)
NCAA	3/14/91	vs. #15 New Mexico St.	W 64-56	NCAA	3/18/12	vs. #4 North Carolina	L 73-87

## CU Coaches vs. Ranked Teams

Coch	All	Home	Away	Neut.	Coch	vs. Top 10	vs. Top 11-25
Belford	0-2	0-0	0-2	0-0	Belford	0-2	0-0
Salerno	0-7	0-3	0-4	0-0	Salerno	0-1	0-6
Thomsen	0-4	0-1	0-3	0-0	Thomsen	0-0	0-4
McManus	2-24	2-5	0-15	0-4	McManus	2-18	0-6
Sutton	5-18	3-5	1-10	1-3	Sutton	3-10	2-8
Apke	2-17	0-6	1-7	1-4	Apke	0-11	2-6
Reed	1-12	1-5	0-7	0-0	Reed	0-5	1-7
Barone	1-12	0-2	0-7	1-3	Barone	0-3	1-9
Johnson	0-1	0-0	0-1	0-0	Johnson	0-0	0-1
Altman	7-18	5-3	0-7	2-8	Altman	0-1	7-17
McDermott	0-2	0-1	0-0	0-1	McDermott	0-1	0-1
<b>Total</b>	<b>18-117</b>	<b>11-31</b>	<b>2-63</b>	<b>5-23</b>	<b>Total</b>	<b>5-52</b>	<b>13-65</b>



Nick Porter had 15 points and eight rebounds in a 2007 NCAA Tournament game vs. No. 15 Nevada.



Austin Chatman guards North Carolina's Kendall Marshall in a 2012 NCAA Tournament game.



# Creighton's 100-Point Games

## Creighton's 100-Point Games

Creighton's 100-Point Games, By Date (45-2)					Creighton Opponent's 100-Point Games, By Date (2-35)						
Date	Opponent	W	L	CU	Opp.	Date	Opponent	W	L	CU	Opp.
12/02/59	Northern Colorado	W		105	54	12/05/51	at Wichita State		L	63	100
01/09/61	Nebraska-Omaha	W		107	67	03/06/53	at #15 Seattle		L	85	103
02/17/61	Morningside	W		105	51	12/17/53	at Wichita State		L	87	100
12/21/62	Nevada	W		120	76	12/18/54	at Iowa State		L	65	100
02/01/64	Aquinas	W		106	60	02/06/55	at St. Ambrose		L	73	100
02/10/64	Miami (Fla.)	W		124	94	01/26/60	at Seattle		L	81	106
12/15/64	William Jewell	W		106	74	02/02/61	at Providence		L	70	115
02/17/65	Christian Brothers	W		103	65	01/04/64	at Oklahoma City		L	85	101
12/06/65	South Dakota	W		103	58	12/28/64	vs. Brigham Young		L	74	109
12/22/65	vs. South Dakota	W		105	63	12/08/65	at Iowa		L	77	103
01/03/66	Syracuse	W		103	87	02/21/66	at Syracuse		L	104	114
01/25/66	LaSalle	W		104	90	01/14/67	at Utah State		L	96	124
01/29/66	Idaho State	W		104	95	02/02/67	at St. Francis (Pa.)		L	74	102
02/02/66	Memphis	W		115	82	02/04/67	at Bradley		L	85	103
02/21/66	at Syracuse		L	104	114	02/06/67	at Oklahoma City		L	91	108
01/30/67	South Dakota	W		103	70	02/08/68	at Oklahoma City		L	86	112
12/16/67	Wisconsin-Milwaukee	W		109	81	02/24/68	at Miami (Fla.)		L	93	106
02/08/69	Portland	W		103	66	12/21/68	at Iowa		L	73	100
02/05/70	Wisconsin-Milwaukee	W		102	65	01/02/69	at UNLV		L	99	109
01/23/71	Miami (Fla.)	W		104	84	01/07/69	at #11 LaSalle		L	84	103
12/03/71	Montana State	W		101	78	12/12/70	vs. North Carolina		L	86	106
12/23/71	vs. Texas A&M	W		100	77	02/06/71	at Notre Dame		L	91	102
01/22/72	MacMurray	W		107	59	02/17/71	at St. Bonaventure		L	84	104
02/26/72	Notre Dame	W		104	77	02/25/73	at Duquesne		L	73	105
03/07/72	Southern Illinois	W		100	88	02/26/77	at North Texas		L (OT)	105	108
02/23/73	at St. Francis (Pa.)	W		107	93	01/26/78	at Bradley		L	99	103
01/15/76	at Gonzaga	W		100	83	02/21/80	at West Texas A&M		L	86	103
02/10/77	North Texas	W		101	83	03/02/82	at #10 Tulsa		L	81	106
02/26/77	at North Texas		L (OT)	105	108	02/26/85	at Drake		L	54	103
12/29/79	at Canisius	W		104	95	12/26/86	vs. #6 Oklahoma		L	89	106
11/24/84	Nebraska-Kearney	W		103	95	12/12/87	at Iowa State		L	73	115
01/19/85	Indiana State	W		115	80	01/11/88	Southern Illinois		L	98	102
02/16/89	Southern Illinois	W (OT)		102	100	03/06/88	at #14 Bradley		L	77	101
12/18/89	at UMKC	W		106	86	02/16/89	Southern Illinois	W (OT)		102	100
02/03/90	Drake	W		102	80	12/10/92	at #25 Nebraska		L	83	100
02/17/90	Wichita State	W (2OT)		103	95	12/01/93	at Iowa State		L	63	107
12/20/97	Southern	W		100	78	03/11/08	Bradley	W (2OT)		111	110
02/28/00	Evansville	W		102	69						
11/29/01	Grambling State	W		102	64						
11/17/02	Texas-Arlington	W		106	50						
12/14/02	Tennessee Tech	W		101	72						
02/19/05	Chattanooga	W		100	68						
12/17/07	Houston Baptist	W		110	73						
03/11/08	Bradley	W (2OT)		111	110						
03/21/11	Davidson	W		102	92						
11/25/11	Campbell	W		104	81						
02/01/12	Illinois State	W		102	74						

Creighton's 100-Point Games, By Points (45-2)					Creighton Opponent's 100-Point Games, By Points (2-35)						
Date	Opponent	W	L	CU	Opp.	Date	Opponent	W	L	CU	Opp.
02/10/64	Miami (Fla.)	W		124	94	01/14/67	at Utah State		L	96	124
12/21/62	Nevada	W		120	76	02/02/61	at Providence		L	70	115
01/19/85	Indiana State	W		115	80	12/12/87	at Iowa State		L	73	115
02/02/66	Memphis	W		115	82	02/21/66	at Syracuse		L	104	114
03/11/08	Bradley	W (2OT)		111	110	02/08/68	at Oklahoma City		L	86	112
12/17/07	Houston Baptist	W		110	73	03/11/08	Bradley	W (2OT)		111	110
12/16/67	Wisconsin-Milwaukee	W		109	81	12/28/64	vs. Brigham Young		L	74	109
01/22/72	MacMurray	W		107	59	01/02/69	at UNLV		L	99	109
02/23/73	at St. Francis (Pa.)	W		107	93	02/06/67	at Oklahoma City		L	91	108
01/09/61	Nebraska-Omaha	W		107	67	02/26/77	at North Texas		L (OT)	105	108
02/01/64	Aquinas	W		106	60	12/01/93	at Iowa State		L	63	107
12/15/64	William Jewell	W		106	74	01/26/60	at Seattle		L	81	106
12/18/89	at UMKC	W		106	86	02/24/68	at Miami (Fla.)		L	93	106
11/17/02	Texas-Arlington	W		106	50	12/12/70	vs. North Carolina		L	86	106
12/02/59	Northern Colorado	W		105	54	03/02/82	at #10 Tulsa		L	81	106
02/17/61	Morningside	W		105	51	12/26/86	vs. #6 Oklahoma		L	89	106
12/22/65	vs. South Dakota	W		105	63	02/25/73	at Duquesne		L	73	105
02/26/77	at North Texas		L (OT)	105	108	02/17/71	at St. Bonaventure		L	84	104
01/25/66	LaSalle	W		104	90	03/06/53	at #15 Seattle		L	85	103
01/29/66	Idaho State	W		104	95	12/08/65	at Iowa		L	77	103
02/21/66	at Syracuse		L	104	114	02/04/67	at Bradley		L	85	103
01/23/71	Miami (Fla.)	W		104	84	01/07/69	at #11 LaSalle		L	84	103
02/26/72	Notre Dame	W		104	77	01/26/78	at Bradley		L	99	103
12/29/79	at Canisius	W		104	95	02/21/80	at West Texas A&M		L	86	103
11/25/11	Campbell	W		104	81	02/26/85	at Drake		L	54	103
02/17/65	Christian Brothers	W		103	65	02/02/67	at St. Francis (Pa.)		L	74	102
12/06/65	South Dakota	W		103	58	02/06/71	at Notre Dame		L	91	102
01/03/66	Syracuse	W		103	87	01/11/88	Southern Illinois		L	98	102
01/30/67	South Dakota	W		103	70	01/04/64	at Oklahoma City		L	85	101
02/08/69	Portland	W		103	66	03/06/88	at #14 Bradley		L	77	101
11/24/84	Nebraska-Kearney	W		103	95	12/05/51	at Wichita State		L	63	100
02/17/90	Wichita State	W (2OT)		103	95	12/17/53	at Wichita State		L	87	100
02/05/70	Wisconsin-Milwaukee	W		102	65	12/18/54	at Iowa State		L	65	100
02/16/89	Southern Illinois	W (OT)		102	100	02/06/55	at St. Ambrose		L	73	100
02/03/90	Drake	W		102	80	12/21/68	at Iowa		L	73	100
02/28/00	Evansville	W		102	69	02/16/89	Southern Illinois	W (OT)		102	100
11/29/01	Grambling State	W		102	64	12/10/92	at #25 Nebraska		L	83	100
03/21/11	Davidson	W		102	92						
02/01/12	Illinois State	W		102	74						
12/03/71	Montana State	W		101	78						
02/10/77	North Texas	W		101	83						
12/14/02	Tennessee Tech	W		101	72						
12/23/71	vs. Texas A&M	W		100	77						
03/07/72	Southern Illinois	W		100	88						
01/15/76	at Gonzaga	W		100	83						
12/20/97	Southern	W		100	78						
02/19/05	Chattanooga	W		100	68						

# 122 TEAMS. 61 GAMES. FOR THE ELEVENTH TIME.



A total of 122 teams – representing 15 collegiate athletic conferences – will compete in the two-day event (February 22-23), with the entire BracketBusters slate of matchups to be announced in late January.

Of the 61 games, 13 will be televised, with 5 contests on ESPN2, 4 will be aired on ESPNU and 4 on ESPN3. Please consult local listings for start times.

## HOME TEAMS

Vermont, Eastern Washington, Idaho State, Montana State, Portland State, Southern Utah, Campbell, High Point, Liberty, Presbyterian, UNC-Asheville, Winthrop, Cal Poly, Hawaii, Long Beach State, UC Davis, UC Santa Barbara, Loyola, Univ. of Illinois Chicago, Valparaiso, Wright State, Youngstown State, Fairfield, Marist, Niagara, Rider, Siena, Akron, Buffalo, Eastern Michigan, Northern Illinois, Toledo, Western Michigan, Hampton, Drake, Indiana State, Northern Iowa, Southern Illinois, Wichita State, Tennessee Tech, Tennessee State, UT-Martin, SE Missouri State, Murray State, Belmont, College of Charleston, Western Carolina, Davidson, Central Arkansas, Lamar, Oral Roberts, Texas A&M-CC, IPFW, IUPUI, Nebraska Omaha, Oakland, Western Illinois University, Utah State, UT-San Antonio, UT-Arlington and Saint Mary's.

## AWAY TEAMS

Albany, Montana, Northern Arizona, North Dakota, Northern Colorado, Sacramento State, Weber State, Charleston Southern, Coastal Carolina, Gardner-Webb, Longwood, Radford, VMI, Cal State-Fullerton, Cal State-Northridge, UC Irvine, UC Riverside, Pacific, Cleveland State, Detroit, Green Bay, Milwaukee, Canisius, Iona, Loyola, Manhattan, Saint Peter's, Ball State, Bowling Green, Central Michigan, Kent State, Miami, Ohio, Morgan State, Savannah State, Bradley, Creighton, Evansville, Illinois State, Missouri State, Austin Peay, Eastern Illinois, Eastern Kentucky, Jacksonville State, Morehead State, SIU-Edwardsville, The Citadel, McNeese State, Nicholls State, Northwestern State, Sam Houston State, Southeastern Louisiana, Stephen F. Austin, UMKC, North Dakota State Univ., South Dakota State Univ., Univ. of South Dakota, Texas State, Denver, Idaho and Loyola Marymount.

ESPN

ESPN 2

ESPN 3





# Creighton University

## Location

Creighton is located in Omaha, Neb., which has a metropolitan area population of more than 850,000.

## Creighton History

Founded in 1878, Creighton University is a private university, one of 28 Catholic, Jesuit colleges and universities in the United States.

## Creighton Today

Creighton is nationally recognized as a leading university in the Midwest, known for student-centered education and significant undergraduate student research opportunities. As a Jesuit university, Creighton is committed to academic excellence and service to others and seeks to create an inclusive, diverse community.

In addition to the College of Arts and Sciences, which enrolls 22 percent of the University's students, Creighton includes the College of Business, the Graduate School, and the Schools of Dentistry, Law, Medicine, Nursing, Pharmacy and Health Professions, and University College.

The 2012-13 freshman academic profile places Creighton among the Top 6 Private Midwestern Universities with more than 4,000 undergraduates and among the Top 10 Catholic Universities in the nation.

For the 10th year in a row, Creighton is the No. 1 Midwest regional university in the annual *U.S. News & World Report* magazine's college rankings. *U. S. News* also recognized Creighton for the fifth time as a "best value" university for giving students the best return on their tuition investment. Creighton was also given a nod for its commitment to student success, which acknowledges schools who accept students with well-rounded high school experiences.

The *Princeton Review* listed Creighton as one of the nation's top 377 colleges and universities in its 2013 college guide and *CollegesofDistinction.com* named Creighton one of 71 Catholic colleges of distinction for student engagement,

quality of teaching, campus vibrancy and graduates' success.

Creighton University also has been recognized as an economic driver, community service advocate and urban developer in a Top 25 national ranking. In 2012, the University was named for the fifth year to the President's Higher Education Community Service Honor Roll with Distinction for exemplary service for its efforts and service to disadvantaged youth.

## Campus Life

- Creighton offers more than 180 student clubs and organizations, including academic, athletic, cultural, Greek, political, professional, service, social and spiritual groups, as well as opportunities to work on campus publications.
- Nine sophisticated on-campus living environments include two junior/senior townhome residence halls with technologically rich furnished apartments and complete kitchens.
- Last year, students, faculty and staff took part in more than 295,000 hours of community service at more than 800 community organizations.
- Creighton welcomes students of all religious beliefs and the University encourages students to participate in retreats, faith-sharing opportunities and multi-faith services.
- Students may enroll in Creighton's service-learning semester in the Dominican Republic, faculty-led courses taught abroad, or study at one of 165 institutions located in 55 countries through exchange or affiliate programs.
- Creighton also has campuses outside of the Omaha area, including our School of Medicine Regional Campus at St. Joseph's Hospital and Medical Center in Phoenix; an occupational therapy partnership with the University of Alaska in Anchorage; and a campus for nursing students in Hastings, Neb.

## Student Snapshot

- Of our more than 7,000 students, more than 4,000 are enrolled as undergraduates, and more

than 3,000 are in the graduate, law, medical, dental, pharmacy, physical therapy and occupational therapy programs.

- This year's students come from all 50 states, the District of Columbia, Puerto Rico and Guam. In addition, hailing from 38 countries, about 200 international students pursue degrees at Creighton. The most represented countries of origin are China, Colombia, Ecuador, India, Indonesia, Japan, Kuwait, Saudi Arabia and South Korea.

## Our Alumni

More than 60,000 Creighton alumni live in 87 countries, with 30 percent living in Nebraska. The largest number of alumni who live outside the United States reside in Canada, Japan and Malaysia.

## The Creighton Campus

Creighton is committed to being a model living-learning campus environment. The 130-acre campus is located within walking distance of downtown Omaha and many recreational, cultural and entertainment opportunities. The campus design and master plan have received top awards in landscape and architecture.

Since 2000, Creighton has invested more than \$265 million in on-campus improvements and planned expansion to create a more vibrant and robust campus:

- Michael G. Morrison, S.J., Stadium, the region's only athletic facility designed exclusively for soccer. The stadium hosts high school, club and international soccer events and a variety of Omaha community events.
- The Hixson-Lied Science Building, the renovated Rigge Science Building and Criss Health Sciences Building form the centerpiece of Creighton's undergraduate and health professions' leading approach to teaching and research.
- Davis Square and Opus Hall are upperclassman townhome residence halls located on the east side of campus.
- The Wayne and Eileen Ryan Athletic Center and D.J. Sokol Arena serves as an on-campus home to Bluejay women's basketball and volleyball.
- The Rasmussen Fitness and Sports Center opened in the fall of 2012.
- The Mike and Josie Harper Center serves as Creighton's front door, warmly welcoming students, prospective students, parents, members of the community and all other visitors.

At the center of campus is the heart of the University, the historic and recently restored St. John's Church, as well as the California Street Mall, the Lied Education Center for the Arts, the V.J. and Angela Skutt Student Center and the Kiewit Fitness Center.



*The Mike and Josie Harper Center*

# Creighton University

## 2011-12 Athletics Highlights

- Creighton student-athletes captured the MVC All-Academic Award for the seventh time in eight years.
- Creighton student-athletes owned a GPA of 3.37 in the spring of 2012.
- Four teams (men's soccer, women's basketball, men's basketball and baseball) reached the NCAA Tournament, giving the Jays at least one NCAA team for the 25th straight school year.
- Creighton won six NCAA Tournament games, its most as an athletic department since 1991.
- The men's basketball program advanced to the postseason for a 15th consecutive season, extending its MVC record, while the women's basketball team played in the postseason for the ninth time in 11 years.
- The men's soccer team remained the only program with at least one selection in every MLS draft. The program has made four College Cup showings since 1996 and 19 of the last 20 NCAA Tournaments.
- The MVC Tournament titles by men's and women's basketball marked the first time since 2002 the same school won both crowns.
- Creighton ranked sixth nationally in men's basketball attendance, eighth in men's soccer, 10th in baseball and 50th in volleyball attendance in 2011-12. Creighton was the only team in the top-10 in men's basketball, soccer and baseball.
- Creighton serves as the annual host institution for the NCAA Men's College World Series. 2012 marked the 63rd consecutive year the CWS was played in Omaha, as the event surpassed 8 million fans in 2012.



*A view of the Creighton mall at night.*

## Bluejay Athletics on the Web

Visit the official home page of the Bluejays at [www.gocreighton.com](http://www.gocreighton.com) to get the latest news on Creighton athletics.

- The site contains updated and archived rosters, current and archived schedules, current and archived statistics, media guides, photo galleries and links on everything related to Bluejay athletics.
- Live video for volleyball, men's and women's soccer and men's and women's basketball home games.
- Live audio for volleyball, men's and women's basketball and select baseball and softball games.
- Live stats for basketball, volleyball, soccer, baseball and softball.
- Photo galleries for each of Creighton's 14 sports.
- The website was given a makeover and introduced its current look in February, 2012.

## For More Information

For more information on Creighton University, check out the University's website at [www.creighton.edu](http://www.creighton.edu), or call the Admissions Office at 1-800-282-5835 (toll free) or 402-280-2703.

## Social Media Links

For more information about Creighton University, visit us on Facebook or Twitter at:

[Facebook.com/creightonuniversity](https://www.facebook.com/creightonuniversity)

[Facebook.com/gocreighton](https://www.facebook.com/gocreighton)

[Twitter.com/creighton](https://twitter.com/creighton)

[Twitter.com/gocreighton](https://twitter.com/gocreighton)

## History of Billy Bluejay



"Billy Bluejay" is the official mascot of the Creighton University athletics department. The Bluejays were originally depicted by a "birdwatcher's bluejay," but that was changed in 1941 when Joseph P. Murphy, a Creighton alumnus, designed the current version of Billy, one with a more human stance and expression.

Prior to 1924, Creighton teams were referred to as the "Hilltoppers," but that name lost favor because at least six other teams in the country also used the same nickname. The *Omaha Bee* assisted the University's Athletic Board and Alumni Association in finding a new nickname by asking readers to submit possibilities. After reviewing 200 entries, the Athletic Board decided upon "Bluejays" because of the school's colors, blue and white.

Today, Creighton remains the only NCAA Division I athletics program known officially as the Bluejays.

## Creighton Directory

Campus Operator	402-280-2700
Admissions (toll free)	800-282-5835
College of Arts & Sciences	402-280-2800
Athletics Department	402-280-2720
Bookstore	402-280-2796
College of Business	402-280-2850
School of Dentistry	402-280-5060
Financial Aid	402-280-2731
Graduate School	402-280-2870
Housing Office	402-280-3016
Law School	402-280-2872
School of Medicine	402-280-2900
School of Nursing	402-280-2004
Pharmacy & Health Professions	402-280-2950
Public Safety	402-280-2104
Registrar	402-280-2702
Residence Life	402-280-2717
Student Activities	402-280-1715
Student Support Services	402-280-2749
University College	402-280-2424



## Director of Athletics & President



### Director of Athletics Bruce Rasmussen

The dean of MVC Athletic Directors and a 2008 inductee into the Omaha Sports Hall of Fame, Bruce Rasmussen enters his 19th year as director of athletics, and 33rd overall at Creighton University.

During Rasmussen's tenure, Creighton has risen to prominence with its success on-and-off the field, impressive facilities and record-breaking fundraising efforts.

For evidence, look no further than three recent projects that will continue to change the area athletics scene for years to come. The Wayne and Eileen Ryan Athletic Center and D.J. Sokol Arena opened in 2009 and immediately gave Creighton's women's basketball and volleyball teams a top-notch facility to call home. East of the Ryan Athletic Center will be Creighton's new student recreation center that was named the Rasmussen Center in his honor and will stand as one of the centerpieces on the Creighton campus when it opens this fall. Last but not least is the completion of TD Ameritrade Park Omaha, home to Bluejay baseball and the College World Series, which opened in 2011 to rave reviews.

Those projects add to an overhaul in the school's athletic facilities over the past decade, which has also seen Creighton begin play at two of the finest facilities nationwide -- Michael G. Morrison, S.J., Stadium (soccer) and CenturyLink Center Omaha (men's basketball).

Since Rasmussen assumed the role of athletics director, Creighton has won 23 regular-season and 33 conference tournament titles, which have helped lead to 60 postseason appearances. The Bluejays are the only school in the 106-year history of the Missouri Valley Conference to make 15 straight men's basketball postseasons, and have made the NCAA Tournament in men's soccer in 19 of the past 20 years. The Creighton softball team has made six NCAA Tournament appearances in the last 10 years.

Creighton has also been recognized with the MVC All-Academic Award in seven of the last nine seasons, including a record 3.37 GPA last spring by student-athletes.

A member of the College World Series of Omaha, Inc., Executive Committee, Rasmussen continues to play a vital role in Creighton and the city of Omaha remaining as host of the College World Series. He was one of six individuals on the CWS Oversight Committee that helped decide the location for the new downtown TD Ameritrade Park Omaha, which will help keep the CWS here for another 25 years. With Creighton serving as host, the CWS has welcomed more than 300,000 fans in each of the last seven years.



### President Timothy R. Lannon, S.J.

Timothy R. Lannon, S.J., is Creighton University's 24th president and the first Creighton alumnus to head the University.

Fr. Lannon became president in 2011, after having served eight years as president of Saint Joseph's University in Philadelphia. At Saint Joseph's, he led the university's most successful fundraising campaign, enlarged the campus by 38 acres, and revised the undergraduate core curriculum, boosting Saint Joseph's academic and national profile. Previously, he served as associate executive vice president and vice president for University Advancement at Marquette University.

Fr. Lannon serves on the boards of Marquette University, Santa Clara University, Boston College, and the Association of Jesuit Colleges and Universities (AJCU) of which he was chair from 2009-2011. He has studied, written and presented on the topic of Catholic identity at American universities. He has been a trustee of the College of Holy Cross, Fairfield University and Saint Joseph's University.

He graduated from Creighton in 1973 with a bachelor's degree in mathematics, and was president of the Student Board of Governors. Fr. Lannon holds two master's degrees from Weston Jesuit School of Theology (now Boston College School of Theology and Ministry); and a doctorate in administration, planning and social policy from the Graduate School of Education at Harvard University.

A native of Mason City, Iowa, Fr. Lannon entered the Society of Jesus in 1977 and was ordained a priest in 1986 at St. John's Church on the Creighton campus. He began his professional career as an admissions counselor at Creighton and honed his educational and administrative skills as an instructor and assistant principal at Marquette University High School, an instructor at Boston College, and an assistant professor at Marquette University. He was president of Creighton Preparatory School from 1988 to 1995.

Fr. Lannon received Creighton University's College of Arts and Sciences Alumni Merit Award in 1993 and has been inducted into Creighton Prep's Hall of Fame. As an undergraduate, he received Creighton's highest student honor, the Spirit of Creighton Award, in 1973.

Rasmussen was one of four regional winners from the National Association of Collegiate Directors of Athletics (NACDA) to take home a 2004 GeneralSports TURF Systems AD of the Year Award, and in 2010 was again honored with an Under Armour AD of the Year award by the National Association of Collegiate Directors of Athletics.

Creighton's reputation as one of the nation's top academic institutions is reflected in the success the Bluejay student-athletes have had in the classroom during Rasmussen's service as athletics director. Creighton's baseball, men's basketball, women's basketball, volleyball, men's and women's cross country, women's soccer and men's and women's tennis teams all have received national awards for their academic success. Bluejay student-athletes consistently own GPAs of 3.25 or above.

Creighton's primary annual athletics fundraising events are the Bluejay Bash and the Bluejay Jamboree. Under Rasmussen's leadership, each of these events continues to raise record-breaking funds for Creighton athletics. Most notably, the 2011 Jamboree generated more than \$325,000 through its gourmet dinner, raffle and auction.

Rasmussen accepted the associate athletics director position in 1992 after a 12-year run as the winningest coach in Creighton women's basketball history (196-147), culminating in the program's historic 1991-92 season.

The 1992 Western Athletic Conference Coach of the Year, Rasmussen led the 1991-92 Bluejay women to a program-record 28 wins (28-4), the WAC regular-season and tournament championships and a first-round NCAA Tournament victory in the program's first-ever trip to the "Big Dance." With that 28-4 record in 1991-92, Rasmussen completed his college coaching career with a 196-147 record, good for a .571 winning percentage.

After serving as associate athletics director for two years, 1992-94, Rasmussen was named athletics director on Aug. 1, 1994.

A native of Webster City, Iowa, Rasmussen and his wife, Jill, have five children: Megan (27), David (25), John (21), Katy (17) and Grace (14).

# Academics

## Academic and Athletic Success


- Creighton's student-athletes combined for a 3.37 GPA last spring. The student-athletes also own a 3.36 cumulative GPA, which equals the school's best mark ever.
- Creighton has won the MVC All-Academic Award in seven of the past nine seasons.
- The NCAA introduced a new tool for the evaluation of the academic quality of participating programs. The Academic Progress Report is intended to gauge the progress student-athletes are making to degree completion and graduation. In the spring of 2012, Creighton had four teams post multi-year APR scores in the top 10 percent of all squads in their respective sports: men's soccer, women's tennis, women's golf and women's volleyball.
- 102 of Creighton's 229 student-athletes (44.5 percent) earned a 3.5 GPA or better during the spring 2012 semester. Three of these athletes were Creighton men's basketball players.
- Creighton had 141 student-athletes make the Dean's List at least once last year, including 70 student-athletes who earned the honor both semesters.
- Twenty-two student-athletes (9.6 percent) earned perfect 4.0 GPAs during the spring semester.
- 177 student-athletes (77.3 percent) earned a 3.0 GPA or better in the spring 2012 semester.
- Nine teams (women's basketball, crew, men's cross country, women's cross country, women's golf, softball, men's tennis, women's tennis and volleyball) had team GPAs of 3.3 or better last spring and every team owns a cumulative GPA of 2.9 or better.
- Creighton had three teams earn national academic awards in 2011-12. The men's cross country team was recognized by the U.S. Track & Field and Cross Country Coaches Association as an NCAA Scholar Team, while both the men's and women's tennis teams were honored by the ITA as an All-Academic Team.
- Creighton owns 36 Capital One/CoSIDA Academic All-American honors. Last year the Creighton men's soccer team had three representatives (Brian Holt, Ethan Finlay and Jace Peters), with Holt being named the Capital One/CoSIDA Academic All-American of the Year. Holt also was awarded the Senior CLASS Award.

## All-Time CoSIDA Academic All-Americans

Rick Apke, 1977 and 1978  
Ty Blach, 2011  
Krystle Campa, 2003  
Zach Daeges, 2005 and 2006  
Brody Deren, 2004  
Ethan Finlay, 2011  
Becky Flynn, 1995  
Christine Fukumoto, 2005  
Heidi Geier, 1998 and 1999  
Emily Greisch, 2006

Bill Hahn, 1993  
Shane Havens, 2003  
Brian Holt, 2011  
Dan Lawler, 1999, 2000 and 2001  
Michael Lindeman, 2003 and 2004  
Christy Lunceford, 1997  
Tara Oltman, 2008, 2009 and 2010  
Jace Peters, 2011  
Jessica Powers, 1999  
Jamie Reiss, 2007

Ernie Rongish, 1973  
Darin Ruf, 2009  
Dave Schrage, 1983  
Paul Silas, 1964  
Jean Tierney, 1983  
Anthony Tolliver, 2007  
Carrie Welle, 1998  
Matt Wieland, 2005



**Rick Apke**



**Brody Deren**



**Mike Lindeman**



**Paul Silas**



**Anthony Tolliver**

## Academic Success

Head coach Greg McDermott believes the highest degree of success for a basketball program is wins on the court, but only if those victories are followed by degrees in the hands of its players.

And long before the combination of academics and athletics became a matter of national debate, Creighton was busy blending the two elements of college life and instituting a plan for success.

Creighton's academic support includes assisting in scheduling, coordinating efforts with advisors and faculty members, monitoring progress for graduation and eligibility purposes, and setting up two-hour study hall sessions five nights a week. Academic support services also utilizes tutors to assist student-athletes on an individual basis.



**Steve Brace**

Assistant AD/Director of  
Student-Athlete Support Services



**Lisa Chipps**

Assistant  
Academic Coordinator

## Outstanding Student-Athletes

Creighton prides itself on the quality education it provides for student-athletes. Those listed below were members of the Dean's List (3.5 GPA) in 2011-12. (\*Earned Dean's List honors both semesters.)

### Baseball

Ty Blach\*  
Tommy Clouthier  
Nick Judkins  
Brandon Koenigstein  
Trevon McGill\*  
Jerry Mitchell  
John Oltman\*  
Ryan Price\*  
Kurt Spomer\*  
Alex Staehely\*  
Andrew Urban  
Chase Webb  
Petr Zyma\*

Hilary Van Noort  
Jennifer Ventura  
Laura Washle\*  
Shawna Watanabe\*  
Fang Zheng

### Men's Cross Country

Quinn Biever  
Chris Culhane\*  
Daniel Diaz\*  
Joseph Hamel\*  
Mike Hitt\*  
Casey Jergenson\*  
Tin Nguyen  
Jason Pang\*  
Drew Prescott\*  
Tom Shimp\*

### Women's Soccer

Emma Auld\*  
Madelyn Buckner\*  
Lauren Cingoranelli  
Kelly Connolly  
Gabriela Guillén  
Annemarie Hengel\*  
Rachelle Holt  
Sarah Kendall  
Macy Mauer\*  
Tessa McKeone\*  
Alicia Montgomery\*  
Becca Spinar\*  
Andrea Zuniga

### Men's Basketball

Matthew Dorwart  
Mogboluwaga Oginni  
Derek Sebastian  
Ethan Wragge

### Women's Cross Country

Meghan Barry\*  
Lauren Hintz\*  
Katherine Huyck\*  
Jessica Johnson  
Courtney Sawle\*  
Isabelle Squires\*  
Meagan Wilderson\*

### Women's Basketball

Alexis Akin-Otiko  
Ally Jensen  
Sarah Nelson  
Carli Tritz

### Softball

Amy Baker  
Alexis Cantu  
Becca Changstrom\*  
Kylie Hovinga  
Brittnie Kreiser  
Blair Lowe\*  
Allie Mathewson  
Emily Perry\*  
Christa Ruf\*  
McKenna Setlik\*  
Sammy Snygg\*

### Women's Crew

Elizabeth Au\*  
Janesa Bakeberg\*  
Anna Balling\*  
Katherine Bauer\*  
Alexandra Blomquist  
Allison Dethlefs  
Kaitlin Dougherty\*  
Shannon Flannery  
Hallie Dusselier  
Jessica Hasslinger\*  
Kayla Heimerman\*  
Haley Horbinski  
Whitney Jenich  
Nicole Kamada  
Lauren Klick  
Katherine Koebel  
Christine Koehler\*  
Morgan McVay  
Molly Meister  
Kathryn Mindt  
Christina Moore\*  
Kealy O'Brien  
Shea O'Neil  
Olivia Ochuba  
Hayley Pilcher\*  
Lauren Ramstead\*  
Theresa Riehle  
Alexandria Tymkowicz

### Men's Golf

Collin Craft  
Jack Dressen\*  
Austin Miller  
John Rasmussen  
Trey Turley\*

### Women's Golf

Taylor Hill  
Katie Morel\*  
Mary Cathryn Rau  
Jill Stuckenschneider\*  
Jaci Thode\*

### Men's Tennis

J.T. Christian\*  
Sean Mathison\*  
Gabe Nagy  
Joe Nora\*  
Ryan Noonan  
Kyle Obermeier

### Women's Tennis


Jennifer Hartjes\*  
Anna Kirshenbaum\*  
Taylor Koehrsen\*  
Mary McMullan  
Amanda Noonan\*  
Kelsey Schmidt\*  
Analese Snyder  
Elizabeth Vermillion

### Volleyball

Karisa Almgren\*  
Megan Bober\*  
Brooke Boggs\*  
Brianna Fliss  
Natalie Hackbarth\*  
Brittany Moon\*  
Savannah Smith  
Heather Thorson



# GAME ON, WORLD.



THE REVOLUTIONARY  
NIKE HYPERDUNK+



NIKEBASKETBALL.COM

## Omaha, Neb.

Think of Omaha as center court: a dynamic and unique destination in the center of the country, full of action. Omaha has this special spirit that fills the city like an arena full of fans whose team just won with a buzzer beater. Excitement abounds for what it has built, what it has accomplished and what's still ahead.

It's a spirit born on the banks of the Missouri River, a city founded in 1854 by land speculators convinced they were at the heart of something new. Soon after, the transcontinental railroad was built and Omaha emerged as a hotbed of activity and new technologies.

There is a great story about Omaha's growth in the early days that really speaks to the pioneering spirit of the city. As Omaha prepared to lay underground cables for telephones, workers were trying to figure out the easiest way to string the lines. Being an inventive bunch, Omahans solved the problem by getting ferrets to help carry the lines through the tunnels. Sounds extraordinary, but it worked. Today, Omaha is at the center of the telecommunications industry. Call for a hotel reservation from anywhere in the U.S. and you are probably calling Omaha. The city is home to the Hyatt, Marriott, Radisson, and Omni reservation centers. That infrastructure is also key to the nation's defense. Offutt Air Force Base, home to STRATCOM, is based here. STRATCOM is the nation's eyes, ears and muscle when it comes to protecting the country.

That spirit is also seen in Omaha's modern day pioneers. Warren Buffett, one of the wealthiest men in the world, is a plainspoken Omaha-born and bred financial pioneer. When Warren speaks, people listen, learn and make money. In fact, as you look at the



**A view of the Omaha skyline at night. More than 850,000 people live in metro Omaha, and about 1.2 million people live within a 50-mile radius.**

five *Fortune 500* companies that call Omaha home, they are all innovators: Berkshire Hathaway, Union Pacific, ConAgra Foods, Mutual of Omaha and Peter Kiewit Sons'.

It's not just the business community that embodies that spirit; you can also listen to it, touch it, taste it and feel it when you visit Omaha.

Home to the world's largest indoor rainforest, next to the world's largest indoor desert under the world's largest geodesic dome, Omaha's Henry Doorly Zoo is a can't miss when you're in town. Experience what it's like to go underground and see rare creatures that only come out at night, or surround yourself with sharks as you walk through an 850,000-gallon underwater tunnel. Talk about innovative: The zoo just spent \$6 million on a research facility allowing it to respond to national and international conser-

vation needs.

Omaha's three Smithsonian-affiliated museums offer a diverse cross section of art. Gaze at a 15,000-pound glass sculpture suspended in the air at the Joslyn Art Museum, hop on board Harry S. Truman's press train at the Durham Museum, or "pilot" a fighter jet at the Strategic Air and Space Museum, home to some of the most prized and rarely displayed military aircraft. Discover how nature can seem brand new as you walk through over 100 acres of lush and rare flora at Lauritzen Gardens, Omaha's botanical center.

Omaha is a mecca to music pioneers, as the city is known by many as the nation's premier hot spot for the indie rock scene. It's home to famed Saddle Creek Records and nationally renowned bands such as Bright Eyes, The Faint and Cursive.

Omaha is a city that never forgets its past. The Old Market is the true merging of old and new. The historic warehouse district was preserved and transformed into the city's art, shopping and dining district. Unique shops and restaurants lining cobblestone streets, it's a place to remember where you've been and where you're going.

The Bob Kerrey Pedestrian Bridge S-curves its way across the Missouri River. This one-of-a-kind structure is the longest pedestrian bridge to link two states.

It's just one more example of how Omaha stays fresh and innovative, all thanks to that indelible pioneering spirit.



**Omaha has hosted the College World Series for the last 63 years. The event moved to the home of Creighton Baseball, TD Ameritrade Park Omaha, in 2011.**



# CREIGHTON

### Program Highlights

- Creighton Men's Basketball has played in the postseason each of the last 15 years, one of eight schools that has done so.
- Creighton Men's Basketball is one of two schools nationally to have won 10 or more conference games in each of the last 16 years.
- Creighton Men's Basketball has finished in the top-25 nationally in attendance each of the last six seasons, and ranked sixth nationally with 16,665 fans per game in 2011-12.
- Creighton Men's Basketball is 130-23 all-time at CenturyLink Center Omaha while outscoring teams by an average of 11.2 points per game.
- Creighton Men's Basketball has won 20 or more games in 13 of the past 14 years.
- Creighton Men's Basketball has won the Missouri Valley Conference Tournament in seven of the last 14 years.
- Creighton has won the MVC All-Academic Award in seven of the past nine years. Creighton's student-athletes owned a cumulative GPA of 3.37 in the spring of 2012.

# THE VALLEY

# 2012-13 Creighton Bluejays



**#00 Gregory Echenique**  
6-9 • 260 • Sr. • Center  
Guatire, Venezuela  
Rutgers



**#1 Austin Chatman**  
6-0 • 185 • So. • Guard  
The Colony, Texas  
The Colony HS



**#2 Taylor Stormberg**  
6-0 • 190 • Jr. • Guard  
Omaha, Neb.  
Creighton Prep



**#3 Doug McDermott**  
6-8 • 225 • Jr. • Forward  
Ames, Iowa  
Ames HS



**#5 Josh Jones**  
6-2 • 200 • Sr. • Guard  
Omaha, Neb.  
Central HS



**#10 Grant Gibbs**  
6-5 • 210 • Sr. • Guard  
Marion, Iowa  
Gonzaga



**#11 Andre Yates**  
6-0 • 185 • Fr. • G  
Dayton, Ohio  
Dunbar HS



**#12 Jahenns Manigat**  
6-1 • 175 • Jr. • Guard  
Ottawa, Ontario  
Regional Elite  
Development Academy



**#21 Isaiah Zierden**  
6-2 • 175 • Fr. • G  
St. Louis Park, Minn.  
Benilde-St. Margaret's HS



**#22 Avery Dingman**  
6-6 • 205 • So. • Guard  
Branson, Mo.  
Branson HS



**#23 Geoffrey Groselle**  
7-0 • 250 • Fr. • C  
Plano, Texas  
West HS



**#24 Nevin Johnson**  
6-5 • 200 • Fr. • G/F  
Houston, Texas  
Spring HS



**#30 Joe Kelling**  
6-0 • 185 • Sr. • G  
Kansas City, Kan.  
St. James Academy



**#31 Will Artino**  
6-11 • 220 • So. • Center  
Waukee, Iowa  
Waukee HS



**#34 Ethan Wragge**  
6-7 • 225 • Jr. • Forward  
Eden Prairie, Minn.  
Eden Prairie HS



**#40 Alex Olsen**  
6-6 • 190 • Fr. • Forward  
Council Bluffs, Iowa  
Abraham Lincoln HS



**#50 Mogboluwaga Oginni**  
6-8 • 220 • Fr. • Forward  
St. Louis, Mo.  
St. Louis University HS



**Greg McDermott**  
Head Coach  
Third season at  
Creighton



FRI.	NOV. 2	MARY (EX.)	7:05 PM
FRI.	NOV. 9	NORTH TEXAS	7:05 PM
WED.	NOV. 14	UAB	7:05 PM
SUN.	NOV. 18	PRESBYTERIAN%	2:05 PM
TUE.	NOV. 20	LONGWOOD%	7:05 PM
Fri.	Nov. 23	vs. Wisconsin%	9:00 pm
Sat.	Nov. 24	vs. Arizona St./Arkansas%	TBA
WED.	NOV. 28	BOISE STATE~	7:05 PM
SAT.	DEC. 1	SAINT JOSEPH'S	2:00 PM
Thu.	Dec. 6	at Nebraska	7:00 pm
SUN.	DEC. 9	AKRON	1:05 PM
Sat.	Dec. 15	at California	10:00 pm
WED.	DEC. 19	TULSA	7:05 PM
SAT.	DEC. 29	EVANSVILLE*	7:05 PM
Wed.	Jan. 2	at Illinois State*	7:05 pm
SAT.	JAN. 5	INDIANA STATE*	2:05 PM
TUE.	JAN. 8	DRAKE*	7:05 PM

Fri.	Jan. 11	at Missouri State*	7:05 pm
TUE.	JAN. 15	NORTHERN IOWA*	7:00 PM
Sat.	Jan. 19	at Wichita State*	3:00 pm
Wed.	Jan. 23	at Drake*	7:05 pm
Sun.	Jan. 27	at Southern Illinois*	TBA
WED.	JAN. 30	MISSOURI STATE*	7:05 PM
SAT.	FEB. 2	BRADLEY* 	2:05 PM
Wed.	Feb. 6	at Indiana State*	6:05 pm
SAT.	FEB. 9	ILLINOIS STATE*	9:00 PM
Wed.	Feb. 13	at Northern Iowa*	7:05 pm
Sat.	Feb. 16	at Evansville*	2:00 pm
TUE.	FEB. 19	SOUTHERN ILLINOIS*	7:05 PM
Feb. 22-24		at BracketBusters	TBA
Wed.	Feb. 27	at Bradley*	7:05 pm
SAT.	MARCH 2	WICHITA STATE* 	TBA

MVC TOURNAMENT - St. Louis, MO

March 7 - 10

# 2012-13 SCHEDULE




All home games in **BOLD CAPS** are played at CenturyLink Center Omaha (10th & Cass St.)

All times are Central and subject to change

~ Denotes Mountain West-Missouri Valley Conference Challenge Series

% Denotes 12th Annual Continental Tire Las Vegas Invitational

\* Denotes Missouri Valley Conference Game

 Pink Out Game

 White Out Game