

# CONCACAF GOLD CUP 2009



## Technical Report

July 3-26, 2009

## Table of Contents

Foreward by President Jack Warner . . . . .	i
About the Tournament . . . . .	ii
<b>Overall Analysis . . . . .</b>	<b>3-8</b>
TE/TA . . . . .	4
Trends . . . . .	5
Story of the Tournament . . . . .	7
<b>Match Reports . . . . .</b>	<b>9-17</b>
Final Results and Standings . . . . .	10
Venues . . . . .	11
First Round Group A . . . . .	12
First Round Group B . . . . .	13
First Round Group C . . . . .	14
Quarterfinals . . . . .	16
Semifinals and Final . . . . .	17
<b>General Statistics . . . . .</b>	<b>19-23</b>
Official Awards . . . . .	20
General Tournament Statistics . . . . .	21-23
<b>Team Data . . . . .</b>	<b>25-49</b>
Canada . . . . .	26
Costa Rica . . . . .	28
El Salvador . . . . .	30
Grenada . . . . .	32
Guadeloupe . . . . .	34
Haiti . . . . .	36
Honduras . . . . .	38
Jamaica . . . . .	40
Mexico . . . . .	42
Nicaragua . . . . .	44
Panama . . . . .	46
USA . . . . .	48
<b>Referees . . . . .</b>	<b>51-53</b>
Referees . . . . .	52
Assistant Referees . . . . .	53
<b>Qualifying and Tournament History . . . . .</b>	<b>55</b>
Qualifying . . . . .	56-57
History . . . . .	58-61
Editorial Credits . . . . .	62

## Foreword by CONCACAF President Jack Warner



Like any anniversary that commemorates an extraordinary occasion, its observance should be momentous. The 2009 CONCACAF Gold Cup, the 10th edition in the competition's history, was certainly celebrated by the 12 participating teams and numerous fans in the most striking of ways.

The excellence of play and the strength of competition was highlighted by Mexico winning the title for a record 5th time. A sold-out Giants Stadium proved to be the ideal stage for El Tri to perform its magic over its rival, the USA. The final, though, was an appropriate topping on a sensational Gold Cup cake.

Exciting games, great goals and stars - established and new - marked this Gold Cup in ways befitting a significant anniversary.

It was gratifying to see Giovanni Dos Santos of Mexico be named the tournament's Most Valuable Player. His considerable talent was only matched by his willingness to incorporate teammates into the game and make them better. Dribbling, passing and scoring... Dos Santos serves as a superb example of today's footballer and I hope all the youth in our region took note.

This year's Gold Cup was played in 13 cities across the United States, starting in Los Angeles, California and ending in New York City. CONCACAF was honored to contest the first-ever sporting event at the new Dallas Cowboys stadium, where more than 82,000 fans filled the remarkable Texas venue.

To demonstrate how the Gold Cup has grown, the first in 1991 consisted of eight teams playing in two stadiums, essentially in one city.

We have indeed advanced in many ways.

One of those ways is with this technical report produced by the FIFA Technical Study Group. It is a comprehensive review of the tactics and techniques used by each of the 12 teams. While it serves as a valuable recap of the tournament, it also contains information that will be helpful to those nations striving to qualify in the future.

My thanks and gratitude to all who made this document a reality.

We will gather two years from now in 2011, to once again celebrate the CONCACAF Gold Cup. It is an event to which we should all look forward with great anticipation.

Regards,

Jack Warner  
President,  
CONCACAF

## About CONCACAF

The Confederation of North, Central America and Caribbean Association Football (CONCACAF) is the governing body for football in the region, and one of six continental confederations of FIFA (Federation Internationale de Football Association), the world governing body.

Formed in 1961 from the merger of the Confederación Centroamericana y del Caribe de Fútbol (CCCF) and the North American Football Confederation (NAFC), CONCACAF has 40 national member associations, running from Canada in the North to Guyana, Suriname and French Guyana in the South.

As the administrative body for the region, CONCACAF organizes competitions, offers training courses in technical and administrative aspects of the game, and helps to build football throughout the region.

CONCACAF organizes tournaments on a four-year cycle for clubs and national teams throughout the region. This includes qualifying tournaments (also the regional championships) for the FIFA World Cup, the FIFA Women's World Cup, FIFA Tournaments at Under-23, U-20, and U-17 Youth levels as well as Beach soccer and Futsal.

Two additional regional entities support CONCACAF specifically the CFU (Caribbean Football Union) and UNCAF (Union Centromericana de Fútbol) organize regional and qualification events for men's and women's national sides as well as club teams to different CONCACAF tournaments.

## About the CONCACAF Gold Cup™

The CONCACAF Gold Cup™ is the biennial nations championship for North, Central America and the Caribbean, and is the confederation's premier event.

The Gold Cup evolved from a series of championships in the region dating back to 1941. It began in its current structure in 1991. At times, the CONCACAF championship also served as a qualifier for the World Cup, but since its inception, the Gold Cup has been an independent championship irrespective of other tournaments. However, once every four years, the winner of the Gold Cup serves as the region's entrant to the FIFA Confederations Cup. Initially an eight-team event, the Gold Cup finals have grown into a 12-nation championship with countries qualifying from the three regions of CONCACAF, North America, Central America (UNCAF) and the Caribbean (Caribbean Football Union).

Mexico has won five Gold Cup titles, with the USA second with four and Canada claiming the one other crown.

From a relatively modest 40,000 that witnessed the first Gold Cup final at the Los Angeles Memorial Coliseum in 1991, when the USA outlasted Honduras on penalties 4:3,

the Gold Cup has grown to the region's most anticipated football event, routinely drawing a capacity crowds, including the 2009 Final that almost 80,000 spectators at New York's Giants Stadium saw Mexico reclaim the CONCACAF crown with a convincing 5:0 victory over the USA.



## THE EARLY YEARS

Prior to the formation of CONCACAF, football in the region was divided into smaller, regional divisions. Two main bodies existed: the CCCF (Confederación Centroamericana y del Caribe de Fútbol) founded in 1938 and NAFC (North American Football Confederation) founded in 1946.

The CCCF held 10 championships from 1941-1961, Costa Rica winning seven (1941, '46, '48, '53, '55, '60, '61), and one each by El Salvador (1943), Panama (1951) and Haiti (1957). The NAFC held two championships, in 1947 and 1949, won each time by Mexico.

When CONCACAF was formed in 1961, the first official competition was held more than two years later in El Salvador as Costa Rica topped the host country in the final. The CONCACAF Campeonato de Naciones, as it was called, was then held biannually from 1963-197. Mexico defeated the host Guatemala for the 1965 title, but then two years later in Honduras a third different champion was crowned, Guatemala. Costa Rica won their second championship as hosts in 1969, while two years later, Mexico captured its second crown in the tournament held in Trinidad & Tobago.

In 1973, the tournament had bigger stakes as would double as the Confederation's qualifying berths to the FIFA World Cup. In Haiti, the host country pulled off a shocking upset by winning the event and claiming a spot in West Germany 1974. The next two editions of the Campeonato de Naciones were held in Mexico and Honduras in 1977 and 1981, respectively, the host country came away as champion and grabbed the world cup spots offers each time. In 1985 and 1989, the winner of the CONCACAF World Cup Qualifying Tournament was again crowned Confederation champion. Canada and Costa Rica were named champions in '85 and '89, respectively, but without ever lifting a trophy.





## Overall Analysis

## Technical/Tactical Analysis

The Gold Cup 2009, with few exceptions, gave coaches a rare opportunity to see new players and try new formations in a highly competitive environment, to deepen their teams and conduct tactical experiments. Most of the stronger nations in CONCACAF allowed their European-based players to rest, fielding sides with largely home-based players, looking to fill the last openings on their projected World Cup South Africa 2010 rosters.

The United States showcased a group of players who did not possess much experience in an international competition of this standard. To a slightly lesser extent, the same held true for Mexico, Costa Rica and Honduras. As stated appropriately by Javier AGUIRRE, the head coach of Mexico, "There is no better environment to make up your mind about a player." Regardless of the roster experience, the 27-day tournament played out in front of mostly sold-out crowds. Coaches had day-to-day contact with their players for a full month in addition to varying lengths of preparation time; a rarity for any national team with today's fixture-loaded schedules.

Tactically, the Gold Cup was divided into two groups: those who came with an offensive mentality, seeking to win the tournament; and, those who came to do a dignified job, but nothing more. Unfortunately, a couple of the latter teams, among them Haiti and Guadeloupe, could have done better had they adopted a more aggressive stance and challenged the perennial powers



### Offensive-minded

Mexico distinguished itself as the only country to play with 3 forwards from the beginning of the tournament. After starting with a 4-3-3 against Nicaragua, it quickly changed to a 3-4-3 once it realized the Central Americans' defensive posture. Against Costa Rica in the semifinal and the USA in the final, Mexico returned to the more conservative initial formation. "El Tri" never abandoned its offensive propensity and desire to go forward. It took advantage of the dribbling speed of wide forwards, Giovanni DOS SANTOS (No. 17) and Alberto MEDINA (No. 7), with Carlos VELA (No. 11) as the best option for this role off the bench. Against weaker

teams, Mexico allowed an extra player to join the forwards. Carlos ESQUIVEL (No. 16) proved particularly dangerous playing wide on the right, while Fausto PINTO (No. 5), a strong left-side player, acted as a wide midfielder during group play and as a solid overlapping left back in Mexico's last three matches.

In contrast, the United States played a stoic 4-4-2, never deviating from this formation and style of football regardless of the players on the field. This quick passing team, without much individual flare, proved capable of producing effective combinations. Stuart HOLDEN (No. 10) played a vital role in the midfield. He provided the versatility the U.S. needed to rise above their conservative approach. HOLDEN's incisive passing and runs into open space gave the U.S. a dimension it otherwise lacked. The U.S. forwards - Davy ARNAUD (No. 22), Brian CHING (No. 11), Santino QUARANTA (No. 20) and Kenny COOPER (No. 17) - dominated the aerial game and constantly challenged defenders by pushing forward.

Costa Rica's transition forward was the best amongst all teams in the tournament. Once the Costa Ricans (re)gained possession of the ball, it was off to the races with Andy HERRON (No. 11) and Alvaro SABORIO (No. 9) quickly changing speed and moving forward with the least number of passes required. It was an effective tactic that prevented opponents from taking too many risks of their own. Their 4-4-2 was deceiving in that it was quickly transformed into a 4-3-3 in transition. Celso BORGES (No. 5) provided quality service and mixed with the forwards with great timing. The Costa Ricans were a force to be reckoned with, and only a determined Mexican side was able to bring them down in their semifinal encounter.

Honduras also transitioned well going forward, but its passing was not as crisp and accurate as Costa Rica. In their semifinal game against the United States, Honduras went to a 4-5-1, played too conservatively, and was punished for this decision

### The absence of true playmakers

The players in the center of the pitch moving their teams forward were typical "playmakers." At Gold Cup 2009, this responsibility was undertaken by more rugged, albeit not necessarily less skillful, holding midfielders. Gerardo TORRADO (No. 6) from Mexico and Julian DE GUZMAN (No. 6) from Canada, for example, played more offensive roles, changing the point of attack and providing service, but very rarely entering the opponent's penalty area. Other "playmakers" like the United States' HOLDEN and Panama's Nelson BARAHONA (No. 10), played largely on the left side and worked themselves toward the middle, a tactic that surprised opponents, but at the same time denied these skillful players more time on the ball.

### Overuse of the 4-5-1 and the lone forward

Gold Cup entrants such as Guadeloupe and Haiti, reached the quarterfinals by virtue of their no-nonsense offensive approach. Unfortunately, they switched their strategy after group play, adding another midfielder at the cost of losing a forward. This change undermined any chance of seriously challenging for a place in the semifi-

nals. Guadeloupe showed so much in their first match against Panama, as did Haiti against Honduras: great transition going forward, speed and creativity. Guadeloupe's Stephane AUVRAY (No. 8) was a stalwart in the middle, attacking and defending. Unfortunately, he concerned himself more with destroying than creating. As a result, Guadeloupe became a one-man team. Likewise, Haiti's Leonel SAINT-PREUX (No. 9) was left to fend for himself against Mexico, while Honduras' Walter MARTINEZ (No. 15) found himself in the same situation versus the United States. Nicaragua went even further with their 5-2-2-1 formation, that sometimes became a 6-2-1-1. Nicaragua's good ball skills and ability to maintain possession made this conservative approach a frustrating one for opponents. A lack of speed in transitioning forward, coupled with fitness and depth deficiencies, condemned Nicaragua to an early exit from the tournament without having scored a goal.



### Not much from set pieces

Except Mexico and Costa Rica, the teams in this tournament showed little creativity in dead-ball situations. In the quarterfinal against Haiti, Pablo BARRERA's (No. 13) surprise run into the box on a long corner produced one of Mexico's best goals in the tournament. In contrast, Panama's goal against Nicaragua from an indirect kick, a long ball to Felipe BALOY (No. 23) that he redirected to the incoming Luis TEJADA (No. 18), appeared improvised rather than a well-executed set piece.

### The new forces in CONCACAF

Panama, playing a predictable 4-4-2, and Canada, playing a flexible version of the 4-5-1, were the two teams not considered to be among the "elite" of CONCACAF. Both, however, could have advanced. Panama's game was fluid and constructive from defense through the midfield on to their two forwards. Blas PEREZ (No. 7) and Jose Luis GARCES (No. 9), who started every game in the same positions yet never got themselves on the same page, were too predictable. Nelson Barahona, Panama's best midfielder, was isolated on the left and repeatedly subbed out. This downgraded much of Panama's offensive capabilities.

Canada, on the other hand, showed us a new style of play: a possession-based game, moving the ball around as it patiently probed for gaps between opponents and individual weaknesses to exploit. Perhaps, Canada was a little too patient in the attacking third, where being more direct may well have gotten better results. Yet, in the final analysis, there is a lot to hope for this Canadian team under coach Stephen HART.

### The disappointing teams

Jamaica played a 4-4-2, sometimes switching to a 4-5-1, although it was hard to tell from game to game. El Salvador played a well-conceived 4-5-1. These two teams, though, were the most disappointing in the tournament, but for quite different reasons.

El Salvador showed promise after its opening win over Costa Rica, but seemingly gave everything in that first game and was never able to replicate that initial effort. Coach Carlos DE LOS COBOS did a great job of making El Salvador a solid unit, both attacking and defending. The Salvadoran organization is worthy of praise, but their lack of roster depth and fitness proved to be their undoing - playing so many competitive matches in such a short time span proved to be too much for this team.

Jamaica, on the other hand, appeared disorganized in the aftermath of a recent coaching change, leaving the impression that these players were still learning a new system under a new coach. The untimely departure of coach John BARNES left too little time for preparation and the "Reggae Boyz" seemed lost on the pitch, reduced to relying on the individual athleticism and inventiveness of a few players without coordination or support.

### Final Thought

The 2009 Gold Cup was a tournament that enabled coaches to evaluate players for remaining World Cup South Africa 2010 roster openings. Also, it exposed, yet again, the great advantages in roster depth and higher fitness levels enjoyed by CONCACAF's elite national teams.

## Trends

For varied reasons, the rosters of several 2009 CONCACAF Gold Cup participants were below full strength. Honduras, Mexico and the USA — which remarkably, completed the tournament run with only eighteen players — did not bring many of the names most familiar to football fans. Costa Rica, though missing some key players, took a very representative squad to the USA. At the same time, countries such as Canada, Haiti, Jamaica and Panama, for the most part, brought their best available players to the tournament. They clearly viewed the competition as an early opportunity for redemption after disappointment in World Cup qualifying. Guadeloupe came with a strong squad, hoping to improve on their 2007 semi-finalist finish. Grenada and Nicaragua, each appearing in the competition for the first time, approached the challenge as a learning experience, but with no less determination than the more favoured contestants for the title.

Regardless of roster composition, the 2009 Gold Cup was a closely contested tournament that could have been



## 6 OVERALL ANALYSIS

won by any of several teams. With the exception of three results involving Grenada (twice 0:4 losers), and Nicaragua (once a loser by the same score), no group match ended with more than a two-goal difference between the teams. At the end of the group phase, the winner and runner-up in Group A (Canada and Costa Rica) had battled to a 2:2 draw, while merely one point separated the winner and runner-up in the final standings of both Group B and Group C.

The quarterfinals confirmed the CONCACAF status quo, as those countries holding the top four World Cup qualifying places advanced to the semifinals – Costa Rica, the United States, Honduras and Mexico.



### Formations

Strategic and tactical flexibility proved to be the order of the day. A majority of teams had a favoured formation, but coaches employed a wide range of variations depending on their requirements. A standard 4-4-2 was the most widely employed system and was used by Costa Rica, Grenada, Haiti, Panama, USA, Honduras and Mexico. Multiple systems, however, were presented by Mexico (4-3-3, 3-4-3) and the USA (4-3-3, 4-2-4). Canada, El Salvador, Guadeloupe and Honduras preferred the 4-5-1 system, with its reliance on the lone striker and its emphasis on central midfielders providing supporting options in advanced positions. Honduras played in a 4-3-3 on occasion as well. Jamaica was the only team to use the 3-5-2, but in its second match it began with an adventurous 3-4-3, as they went in search of points. This lasted until they were reduced to ten men due to the expulsion of key midfielder Rodolph AUSTIN.

### Tactical Approach - Defending

Regardless of formation, a flat defensive line was standard and the teams employed a collective approach to defending, with an immediate transition to defense and all players applying pressure on opposing attackers. Marking was basically zonal, but in its final match against Jamaica, El Salvador attempted to man-mark forward Ricardo FULLER. This sole attempt at man-to-man marking was abandoned as it disrupted El Salvador's defensive organization.

Defending began from the front, although forwards were less important to collective pressing in the teams that employed one forward. In all teams, the main effort was exerted by the midfield. Tactical requirements determined the location of the defensive line and the teams were flexible in this decision. For example, while El Salvador and Costa Rica pressed each other all over the field in the tournament's opening match, both defended from a deeper position in their remaining group matches. The majority of teams chose to defend either from the edge of the midfield third or the half line.

### Tactical Approach – Attacking

Teams built their attack from the back with defenders more or less involved depending on the team. Most teams attempted to push their flank defenders into supporting positions, but the Costa Rican pair of Harold WALLACE (No. 15, right back) and Dennis MARSHALL (No. 20, left back) were probably the best illustration of balanced forward play by a team's wide defenders. A deep-lying central midfielder generally served as the fulcrum of the attack, initiating forward movement after receiving the ball from the defense. He would manage the attack's rhythm, usually with one- and two-touch play. The tournament saw several outstanding players in this position – Julian DE GUZMAN (No. 6, Canada), Walter CENTENO (No. 10, Costa Rica), and Gerardo TORRADO (No. 6, Mexico) being the best among them. Alongside this player usually played another more attack-minded central midfielder, whose responsibility it was to link with the forward(s) and to advance into deep offensive positions. Perhaps, the best performance of this role was provided by Costa Rica's Celso BORGES (No. 5), who scored two goals by arriving late and unmarked inside the penalty area. The number of goals scored by midfielders underlined that position's key role in their teams' attack and their responsibility for penetrating into advanced areas.

While they based their attacking game on ball rotation, whenever possible, the best teams also attempted a rapid, direct transition from defense to attack. Costa Rica's fourth goal in the quarter-final against Guadeloupe, scored by Alvaro SABORIO (No. 9) on a long, forward pass out of defense, was the best example of the straight-forward approach. By the same token, Guadeloupe's sole item of the match also resulted from a rapid counter-attack that outstripped the Costa Rican defense.

Substitutions were not a major factor in the coaches' management of the group matches, with the notable exception of those made by Costa Rica coach Rodrigo KENTON, whose substitutes repeatedly affected the match result either by creating or scoring goals - Oscar GRANADOS (No. 8) against El Salvador and Pablo HERRERA (No. 17) against Jamaica. However, at the quarter-final stage, substitutes imposed themselves on the tournament – Froylan LEDEZMA (No. 21) and Pablo HERRERA (No. 17) combined for the latter to score his team's fifth goal against Guadeloupe, Pablo BARRERA (No. 13) scored the fourth for Mexico against Haiti, and Kenny COOPER (No. 17) scored the winner in extra-time for the United States against Panama. In the semi-finals, three of the four goals were scored by substitutes – one each by COOPER for United States against Honduras, Guillermo FRANCO (No.

10) for Mexico against Costa Rica and LEDEZMA against Mexico – while Carlos VELA (No. 11) came off the Mexican bench to score his team's third goal and create the fourth.

## Story of the Tournament

The 2009 Gold Cup signified a coming of age for the 18-year-old tournament and raised the level of CONCACAF competitions to new heights. Played in front of an average crowd of 36,000 in 13 state-of-the-art stadia across the United States in a span of 23 days, the Gold Cup represented a logistical challenge for players and organizers alike. In the final analysis, there is much to be proud of, and the 2009 Gold Cup ratified the undeniable growth and commitment to excellence in the confederation.

The 12-team tournament, divided into three groups of four teams each for the first stage, was well designed as every group had at least one known perennial power: the United States, Mexico or Costa Rica, with each producing some of the most exciting moments of the tourney. The United States started very strong and established itself from the beginning, where as Mexico and Costa Rica began slowly, but improved as the competition progressed. Canada was one of the most improved teams of the tournament, alongside Panama; while Honduras, El Salvador and Haiti maintained their usual levels; Guadeloupe provided excitement; with Grenada and Nicaragua being the weakest, and Jamaica the biggest disappointment.



### Group Play

United States dominated its group with victories against Grenada (4-0) and Honduras (2-0) before rallying for a draw against Haiti (2-2). It showcased an organized, direct and effective system that wore down its opponents. It was led by a pair of solid central defenders, Clarence GOODSON (No. 3) and Chad MARSHALL (No. 4), with Stuart HOLDEN (No. 10) being its most creative player going forward and Kenny COOPER (No. 17) providing some clutch finishing. It was a balanced team that drew compliments for playing simply and effectively.

Costa Rica had an early scare against a spirited and organized El Salvador (1-2), losing its first match. But it

managed to recover for its second match against Canada (2-2), and defeated Jamaica convincingly (1-0). The Ticos had a core of players starting with Keilor NAVAS (No. 1) in goal, captain Jose FERNANDEZ (No. 3) in central defense, Celso BORGES (No. 5) in midfield and Alvaro SABORIO (No. 9) up front. The side displayed speed and a great ability to transition between offense and defense, helped by great individual efforts and depth.

Mexico was stymied by Nicaragua (2-0) for 45 minutes, struggling to get a much-awaited goal just before halftime. A second goal secured the victory, albeit unconvincingly, and its second match proved to be an even tougher test against Panama (1-1) – which was intent on recovering from an opening 2-1 loss to Guadeloupe. The match ended with coach Javier AGUIRRE being ejected in a chaotic scene after he inadvertently kicked Panama's Ricardo Phillips during the run of play. It was against Guadeloupe (4-0) that Mexico began to display a more recognized form, having one of its best performances and solidly defeating the Caribbean side.

### Quarterfinals

Canada deserved a better result against Honduras (0-1), losing after totally dominating during periods of the first half and virtually the entire second half. Showing a brand of football different than many were accustomed to from Canada, the North American side possessed the ball and built from the back, where Mike KLUKOWSKI (No. 3) was the anchor behind Julian DE GUZMAN (No. 6), who directed the midfield with quality service forward.

The United States defeated Panama (2-1) in an evenly matched game. Panama might have done better if it finished its chances and displayed a bit more composure and poise in crucial moments. Central defender Felipe BALOY (No. 23) was a force but a bit reckless, and Luis MORENO (No. 3) was unbeatable on the right flank. Midfielder Nelson BARAHONA (No. 10) left us wanting to see more from him while forward Blas PEREZ (No. 7) did not have a suitable partner and became ineffective. There is no doubt that Panama continued to establish itself as one of the up and coming teams in the region.

Costa Rica ended Guadeloupe's (5-1) dream and defeated the French territory soundly. The contest was effectively decided in the first half when Guadeloupe abandoned its attacking tactics for a more conservative approach that played against its strengths. Midfielder Stephane AUVRAY (No. 8) was the catalyst and established himself as one of the best midfielders in the tournament. But on a team without numbers up front, he was unable to mount a concerted effort. Guadeloupe left a good impression because of its early performances, but was soft on defense and too cautious when it had to be daring. Its best defense was its attack.

Mexico easily defeated Haiti (4-0), capitalizing on the Haitians repeatedly conceding the ball and space and winning one of the most lopsided games in the tournament. The score was not reflective of the Mexican dominance. Forward Leonel SAINT-PREUX (No. 9) was the lone bright light in the obscure defensive tactics of Haiti, which trailed 3-0 by the 47th minute and exited without really challenging the Mexicans.

## Semifinals

The United States played one of its best matches, defeating Honduras (2-0) by employing the same methods used earlier in the tournament: patience and being opportunistic. Honduras, conversely, looked erratic and could not string together enough quality passes, opting repeatedly for a long ball to Carlo COSTLY (No. 13) without success. Slow in transition going forward, Honduras never challenged the United States, making countless backward passes when trailing and seemingly not willing risk. Up front, Walter MARTINEZ (No. 15) was its best player, a dynamic midfielder/forward with a work rate that allowed him to create opportunities out of nothing. He was a force for the whole tournament.

The Mexico-Costa Rica game was dubbed by some as “the final before the final”. The two teams demonstrated mutual respect, but appeared committed to attacking and securing an early goal. It provided the near capacity crowd at Soldier Field with an entertaining game and frequent momentum shifts, showcasing the versatility and depth of both teams. The contest tested managers Rodrigo KENTON and Javier AGUIRRE, who utilized their substitutes in an attempt to get the control of the match. Mexico finally prevailed on penalties after a late goal by Costa Rica forced extra time, which Mexico dominated due to the play of substitute Carlos VELA (No. 11).

## The Final

Mexico and the United States revealed nothing new in the first half, having scouted each other throughout the tournament and knowing their respective strengths and weaknesses. The United States tried to establish its aerial superiority, and Mexico counted by trying to play on the ground with an occasional foray by Giovanni DOS SANTOS (No. 17). But the first half was large a chess match without either team risking much, and only a couple of half chances by both teams. The second half was a complete collapse by the United States, particularly central defenders Chad MARSHALL (No. 4) and Clarence GOODSON (No. 3), who had been amongst the best if not the best in the tournament. Bob BRADLEY’s team allowed four goals in 23 minutes and in that time erased the great impression it had rightfully earned up until that point.

Mexico’s domination coincided with the insertion of Carlos VELA (No. 11) to start the second half and was the most important substitution of the tournament, heavily shifting the


momentum. His impact cannot be understated. Recovered and fresh from an injury incurred in their first match and having already showcased his readiness in the semifinal against Costa Rica, Carlos VELA (No. 11) clearly was the difference. In addition, Carlos VELA (No. 11)’s partnership with Giovanni DOS SANTOS (No. 17), the undisputable MVP, was perhaps the greatest discovery for the Mexican team going forward and worthy of the highest hope for the future. They are not the only players worthy of praise. The Mexican defense was particularly strong. Jose MAGALLON (No. 2) played his best game of the tournament and Fausto PINTO (No. 5) on the left side kept Stuart HOLDEN (No. 10) from venturing forward. Gerardo TORRADO (No. 6) and Israel CASTRO (No. 8) where consistent and concentrated on playing football and avoided any scuffle that would distract their teammates. It was a team effort combined by great individual efforts and a superb fitness preparation.

## Goalscoring

The tournament averaged **2.64** goals per match, an indication of the open approach and attacking tactics that characterized tournament play. Importantly, of the **66** goals scored, midfielders contributed **30** (or **45%**). This was due in part to the tight marking to which forwards were subjected, as well as the generalized tactic of using forwards as foils for attacking midfielders. In this way, Costa Rica’s BORGES and El Salvador’s ROMERO (No. 8) (each of whom scored 2 goals) were among their team’s leading scorers. However, the balance of power shifted dramatically in the quarterfinal and semifinal matches, with forwards being vastly more important than midfielders, accounting for an overwhelming 15 (or 65%) of the 23 goals scored. Defenders scored only two goals in the tournament – Clarence GOODSON (No. 3) for the USA and Jose CASTRO (No. 15) for Mexico.

## Set Plays

There were no surprises in the teams’ set play organization. Most defended corners with a player on the front post and some, such as Canada, also defended the far post. All placed a defender at the front of the goal area and one or two players at the top of the penalty area. One or two players remained at the half-line while the remaining players marked attackers in the penalty area. Costa Rica’s CENTENO scored the tournament’s lone free kick vs Jamaica.







## Match Reports

## FINAL RESULTS AND STANDINGS

Canada, Costa Rica, El Salvador, Jamaica

## GROUP A

Team	G	W	D	L	P
Canada	3	2	1	0	7
Costa Rica	3	1	1	1	4
Jamaica	3	1	0	2	3
El Salvador	3	1	0	2	3

CANADA - JAMAICA	1:0 (0:0)	Carson, California	27000
COSTA RICA - EL SALVADOR	1:2 (0:1)	Carson, California	27000
JAMAICA - COSTA RICA	0:1 (0:0)	Columbus, Ohio	7059
EL SALVADOR - CANADA	0:1 (0:1)	Columbus, Ohio	7059
COSTA RICA - CANADA	2:2 (2:2)	Miami, Florida	17269
EL SALVADOR - JAMAICA	0:1 (0:0)	Miami, Florida	17269

Goals Scored	11
Yellow Cards	18
Red Cards	1

## GROUP B

Team	G	W	D	L	P
United States	3	2	1	0	7
Honduras	3	2	0	1	6
Haiti	3	1	1	1	4
Grenada	3	0	0	3	0

HONDURAS - HAITI	1:0 (0:0)	Seattle, Washington	15387
GRENADA - USA	0:4 (0:2)	Seattle, Washington	15387
HAITI - GRENADA	2:0 (1:0)	Washington D.C.	26079
USA - HONDURAS	2:0 (0:0)	Washington D.C.	26079
USA - HAITI	2:1 (1:0)	Foxborough, Mass	24137
HONDURAS - GRENADA	4:0 (1:0)	Foxborough, Mass	24137

Goals Scored	16
Yellow Cards	19
Red Cards	0

## GROUP C

Team	G	W	D	L	P
Mexico	3	2	1	0	7
Guadeloupe	3	2	0	1	6
Panama	3	1	1	1	4
Nicaragua	3	0	0	3	0

PANAMA - GUADELOUPE	1:2 (0:2)	Oakland, California	32700
NICARAGUA - MEXICO	0:2 (0:1)	Oakland, California	32700
GUADELOUPE - NICARAGUA	2:0 (0:0)	Houston, Texas	47713
MEXICO - PANAMA	1:1 (1:1)	Houston, Texas	47713
PANAMA - NICARAGUA	4:0 (1:0)	Phoenix, Arizona	23876
MEXICO - GUADELOUPE	2:0 (1:0)	Phoenix, Arizona	23876

Goals Scored	15
Yellow Cards	18
Red Cards	6

## QUARTERFINALS, SEMIFINALS, FINAL

QUARTERFINALS			
CANADA - HONDURAS	0:1 (0:1)	Philadelphia, Penn	32000
USA - PANAMA	2:1 (0:1) (1:1) aet	Philadelphia, Penn	32000
GUADELOUPE - COSTA RICA	1:5 (0:2)	Dallas, Texas	85000
MEXICO - HAITI	4:0 (2:0)	Dallas, Texas	85000

SEMIFINALS			
HONDURAS - USA	0:2 (0:1)	Chicago, Illinois	55173
COSTA RICA - MEXICO	1:1 (0:0) 3:5 pen	Chicago, Illinois	55173

FINAL			
USA - MEXICO	0:5 (0:0)	East Rutherford, NJ	71196

Goals Scored	23
Yellow Cards	27
Red Cards	2



**VENUES**



**Gillette Stadium - Foxborough MA**  
07-11-2009 - USA - HAI, HON - GRN




**Soldier Field - Chicago IL**  
07-23-2009 - HON - USA, MEX - CRC



**Giants Stadium East Rutherford, NY**  
07-26-2009 - MEX - USA (Final)



**Col. Crew Stadium - Columbus OH**  
07-07-2009 - JAM - CRC, SLV - CAN



**Cowboy Stadium - Dallas, TX**  
07-19-2009 - GLP - CRC, MEX - HAI



**Reliant Stadium - Houston, TX**  
07-09-2009 - GLP - NCA, MEX - PAN



**Home Depot Center - Los Angeles**  
07-03-2009 - CAN - JAM, CRC - SLV



**FIU Stadium - Miami, FL**  
07-10-2009 - CRC - CAN, SLV - JAM



**Oakland A. Coliseum - Oakland, CA**  
07-05-2009 - PAN - GLP, NCA - MEX



**Lincoln Fin. Field - Philadelphia**  
07-18-2009 - CAN - HON, USA - PAN



**U. of Phoenix Stadium, Phoenix AR**  
07-12 - 2009 - PAN - NCA, MEX - GLP



**Qwest Feild - Seattle, WA**  
07-04-2009 - HON - HAI, GRN - USA



**RFK Stadium - Washington D.C.**  
07-08-2009 - HAI - GRN, USA - HON

## GROUP A

Canada, Costa Rica, El Salvador, Jamaica

## CANADA – JAMAICA 1:0 (0:0)

Match 1 03.07.2009 Carson, California - Home Depot Center 27,000

**CAN:** 1–Greg Sutton - 3–Michael Klukowski, 5–Kevin McKenna, 6–Julian DeGuzman, 7–Paul Stalteri-C, 8–Marcel De Jong (46: 15–Josh Simpson), 9–Ali Gerba, 10–William Johnson (70: 16–Simeon Jackson), 13–Atiba Hutchinson, 14–Dejan Jakovic, 20–Patrice Bernier. Booked: DeGuzman 36' TD: Stephen HART

**JAM:** 1–Donovan Ricketts - 3–Damion Stewart, 4–Claude Davis (82: 22–Omar Cummings), 7–Jason Morrison, 10–Ricardo Fuller, 11–Luton Shelton, 12–Demar Phillips, 14–Tyrone Marshall, 15–Ricardo Gardner-C, 16–Jermaine Johnson (76: 8–Jamal Campbell-Ryce), 17–Rodolph Austin (71: 20–Oneil Thompson). Booked: Davis 25', Johnson 28', Shelton 44', Phillips 70', Thompson 90' TD: Theodore WHITMORE

Scorers: Ali GERBA 75'

R: Terry VAUGHN (USA), A1: Charles MORGANTE (USA), A2: Modesto HIERREZUELO (CUB), FO: Jair MARRUFO (USA)

Miller Lite Man of the Match: Julian DEGUZMAN (CAN)

## COSTA RICA – EL SALVADOR 1:2 (0:1)

Match 2 03.07.2009 Carson, California - Home Depot Center 27,000

**CRC:** 1–Keilor Navas - 3–Freddy Fernandez, 5–Celso Borges, 9–Alvaro Saborio, 10–Walter Centeno-C, 12–Leonardo Gonzalez, 13–Gonzalo Segares, 15–Harold Wallace (32: 11–Andy Herron), 16–Esteban Sirias (72: 7–Pablo Brenes), 17–Pablo Herrera, 21–Froylan Ledezma (54: 19 - Warren Granados). Booked: Fernandez 1', Gonzalez 8' TD: Rodrigo KENTON

**SLV:** 1–Miguel Angel Montes - 2–Alexander Escobar, 3–Marvin Rene Gonzalez, 6–Julio Enrique Martinez (61: 9–Rudis Alberto Corrales), 7–Ramon Alfredo Sanchez-C, 8–William Osael Romero, 12–Manuel Alejandro Salazar, 15–Alfredo Pacheco, 17–Christian Giovanni Castillo (79: 14–Dennis Alas), 18–Salvador Arturo Coreas, 19–William Enrique Reyes (89: 4–Jose M. Henriquez). Booked: Reyes 45' TD: Carlos DE LOS COBOS

Scorers: Warren GRANADOS 64' - William Osael ROMERO 19', 87'

R: Benito ARCHUNDIA (MEX), A1: Dion INNISS (GUY), A2: Egbert PAESCH (ARU), FO: Roberto GARCIA (MEX)

Miller Lite Man of the Match: William Osael ROMERO (SLV)

## JAMAICA - COSTA RICA 0:1 (0:0)

Match 7 07.07.2009 Columbus, Ohio USA; Columbus Crew Stadium 7,059

**JAM:** 1–Donovan Ricketts - 3–Damion Stewart (69: 11–Luton Shelton), 4–Claude Davis, 10–Ricardo Fuller (46: 7–Jason Morrison), 12–Demar Phillips, 14–Tyrone Marshall, 15–Ricardo Gardner-C, 16–Jermaine Johnson, 17–Rodolph Austin, 19–Nicholas Addlery (46: 20–Oneil Thompson), 22–Omar Cummings. Booked: Marshall 32', Sent offs: Austin 35' TD: Theodore WHITMORE

**CRC:** 18–Ricardo Gonzalez - 2–Dari Delgado, 3–Freddy Fernandez, 5–Celso Borges, 9–Alvaro Saborio, 10–Walter Centeno-C, 14–Armando Alonso (52: 17–Pablo Herrera), 15–Harold Wallace, 16–Esteban Sirias (78: 22–Josimar Arias), 20–Dennis Marshall, 21–Froylan Ledezma (52: 19–Warren Granados). Booked: none TD: Rodrigo KENTON

Scorers: Celso BORGES (Pablo HERRERA) 62'

R: Jair MARRUFO (USA), A1: Charles MORGANTE (USA), A2: Hector DELGADILLO (MEX), FO: Geoffrey HOSPEDALES (TRI)

Miller Lite Man of the Match: Celso BORGES (CRC)

## EL SALVADOR - CANADA 0:1 (0:1)

Match 8 07.07.2009 Columbus, Ohio USA; Columbus Crew Stadium 7,059

**SLV:** 1–Miguel Angel Montes - 3–Marvin Rene Gonzalez, 4–Jose M. Henriquez, 7–Ramon Sanchez-C, 8–William Osael Romero, 12–Manuel Alejandro Salazar, 15–Alfredo Pacheco, 17–Christian Giovanni Castillo (63: 9–Rudis Alberto Corrales), 18–Salvador Arturo Coreas, 19–William Enrique Reyes (88: 23–Herberth Antonio Barrera), 21–William Torres (46: 14–Dennis Alas). Booked: none TD: Carlos DE LOS COBOS

**CAN:** 1–Greg Sutton - 3–Michael Klukowski, 5–Kevin McKenna, 6–Julian DeGuzman, 7–Paul Stalteri-C, 9–Ali Gerba (76: 16–Simeon Jackson), 10–William Johnson, 13–Atiba Hutchinson, 14–Dejan Jakovic, 15–Josh Simpson (86: 8–Marcel De Jong), 20–Patrice Bernier. Booked: Stalteri 63', Klukowski 85' TD: Stephen HART

Scorers: Ali GERBA (Patrice BERNIER) 32'

R: Roberto GARCIA (MEX), A1: Dion INNISS (GUY), A2: Egbert PAESCH (ARU), FO: Benito ARCHUNDIA (MEX)

Miller Lite Man of the Match: Atiba HUTCHINSON (CAN)

## COSTA RICA - CANADA 2:2 (2:2)

Match 13 10.07.2009 Miami, Florida USA; FIU Stadium 17,269

**CRC:** 18–Ricardo Gonzalez - 3–Jose Freddy Fernandez, 5–Celso Borges, 9–Alvaro Saborio, 10–Walter Centeno-C (85: 8–Esteban Granados), 11–Andy Herron, 13–Gonzalo Segares, 14–Armando Alonso (38: 19–Warren Granados), 15–Harold Wallace (70: 17–Pablo Herrera), 16–Esteban Sirias, 20–Dennis Marshall. Booked: Segares 15' TD: Rodrigo KENTON

**CAN:** 1–Greg Sutton - 4–Andre Hainault, 5–Kevin McKenna-C, 8–Marcel De Jong, 10–Will Johnson (75: 9–Ali Gerba), 11–Ricard Hastings, 13–Atiba Hutchinson, 15–Josh Simpson (46: 12–Issey Nakajima-Farran), 16–Simeon Jackson (81: 2–Adrian Cann, 17–Jaime Peters, 20–Patrice Bernier. Booked: Hainault 22' TD: Stephen HART

Scorers: Andy HERRON (Armando ALONSO) 23'; Walter CENTENO 35' - Patrice BERNIER (Josh SIMPSON) 25'; Marcel DE JONG 28'

R: Terry VAUGHN (USA), A1: Charles MORGANTE (USA), A2: Hector DELGADILLO (MEX), FO: Benito ARCHUNDIA (MEX)

Miller Lite Man of the Match: Walter CENTENO (CRC)

## EL SALVADOR – JAMAICA 0:1 (0:0)

Match 14 10.07.2009 Miami, Florida USA; FIU Stadium 17,269

**SLV:** 1–Miguel Angel Montes - 2–Alexander Escobar, 3–Marvin Rene Gonzalez (71: 19–William Enrique Reyes), 4–Jose M. Henriquez, 7–Ramon Alfredo Sanchez (45: 20–Victor Samuel Turcios), 8–William Osael Romero, 9–Rudis Alberto Corrales, 11–Rodolfo Antonio Zelaya, 12–Manuel Alejandro Salazar, 13–Deris Ariel Umanzor, 17–Christian Giovanni Castillo (74: 18–Salvador Arturo Coreas). Booked: Escobar 22', Henriquez 60', Corrales 80' TD: Carlos DE LOS COBOS

**JAM:** 1–Donovan Ricketts - 7–Jason Morrison, 8–Jamal Campbell-Ryce (68: 16–Jermaine Johnson), 10–Ricardo Fuller (85: 23–Dane Richards), 11–Luton Shelton, 12–Demar Phillips, 14–Tyrone Marshall, 15–Ricardo Gardner-C (78: 19–Nicholas Addlery), 20–Oneil Thompson, 22–Omar Cummings, 24–Shavar Thomas. Booked: Thompson 53', Marshall 65', Johnson 90' TD: Theodore WHITMORE

Scorers: Omar CUMMINGS (Luton SHELTON) 69'

R: Geoffrey HOSPEDALES (TRI), A1: Dion INNISS (GUY), A2: Modesto HIERREZUELO (CUB), FO: Roberto GARCIA (MEX)

Miller Lite Man of the Match: Omar CUMMINGS (JAM)



## GROUP B

Grenada, Haiti, Honduras, USA

**HONDURAS - HAITI** **1:0 (0:0)****Match 3** 04.07.2009 Seattle, Washington; Qwest Field **15,387**

**HON:** 22-Donis Escobar – 2-Osman Danilo Chavez, 5-Erick Norales, 8-Allan Moises Lalin (61: 24-George Welcome), 11-Mariano Eli Acevedo, 13-Carlo Costly, 14-Carlos Yovani Palacios, 15-Walter Martinez-C, 16-Nery Medina, 18-Melvin Valladares (82: 17-Miguel Angel Castillo), 23-Roger Espinoza (67: 10-Marvin Antonio Chavez).  
Booked: Lalin 1', O. Chavez 53' TD: Reinaldo RUEDA

**HAI:** 18-Jean Dominique Zephirin – 3-Gilles Frantz, 6-Bertin Frantz, 7-Fucien Brunel, 9-Leonel Saint-Preux, 11-Fabrice Noel (76: 10-Robin Jerome), 12-James Marcelin, 13-Bruny Pierre-Richard-C, 15-Edneron Raymond, 19-Sirin Vaniel (50: 8-Judelin Aveska), 20-Jean Marc Alexandre (61: 16-Markorel Sampeur). Booked: Vaniel 16', Raymond 30' TD: Jairo RIOS

Scorers: Carlo COSTLY (Walter MARTINEZ) 76"

R: Terry VAUGHN (USA), A1: Charles MORGANTE (USA), A2: Modesto HIERREZUELO (CUB), FO: Jair MARRUFO (USA)

Miller Lite Man of the Match: Carlo COSTLY (HON)

**GRENADA - USA** **0:4 (0:2)****Match 4** 04.07.2009 Seattle, Washington; Qwest Field **15,387**

**GRN:** 30-Desmond Noel – 4-Cassim Langainge, 5-Jason James, 6-Marc Marshall, 7-Byron Bubb, 9-Ricky Charles, 10-Kithson Bain (56: 14-Denron Daniel), 11-Anthony Modeste-C, 12-Marcus Julien (20: Jake Rennie), 23-Patrick Modeste, 25-Shane Rennie.  
Booked: James 40' TD: Tommy TAYLOR

**USA:** 1-Troy Perkins – 2-Heath Pearce, 3-Clarence Goodson (71: 14-Michael Parkhurst), 4-Chad Marshall, 5-Kyle Beckerman, 6-Steve Cherundolo-C (63: 21-Brad Evans), 7-Robbie Rogers, 8-Logan Pause, 9-Charles Davies (69: 22-Davy Arnaud), 10-Stuart Holden, 19-Freddy Adu. Booked: Evans 63', Adu 80' TD: Bob BRADLEY

Scorers: Freddy ADU 7' (Robbie ROGERS); Stuart HOLDEN 31' (R. ROGERS); Robbie ROGERS 60' (Logan PAUSE); Charles DAVIES 69' (Heath PEARCE)

R: Walter LOPEZ (GUA), A1: Hermenerito LEAL (GUA), A2: Daniel WILLIAMSON (PAN), FO: Courtney CAMPBELL (JAM)

Miller Lite Man of the Match: Robbie ROGERS (USA)

**HAITI - GRENADA** **2:0 (1:0)****Match 9** 08.07.2009 Washington, D.C. USA; RFK Stadium **26,079**

**HAI:** 18-Jean Dominique Zephirin – 3-Frantz Gilles, 6-Bertin Frantz, 7-Fucien Brunel (69: 10-Robin Jerome), 8-Judelin Aveska, 9-Leonel Saint-Preux, 11-Fabrice Noel (88: 22-Philbert Merceus), 12-James Marcelin, 13-Pierre-Richard Bruny-C, 15-Edneron Raymon, 19-Vaniel Sirin (50: 14-Mones Chery). Booked: Saint-Preux 52', Marcelin 78' TD: Jairo RIOS

**GRN:** 30-Desmon Noel – 4-Cassim Langainge, 5-Jason James (26: 15-Rimmel Daniel), 6-Marc Marshall, 7-Byron Bubb, 8-Delroy Facey, 9-Ricky Charles, 10-Kithson Bain (71: Marcus Julien), 11-Anthony Modeste-C, 23-Patrick Modeste (68: 13-Dwayne Leo), 25-Shane Rennie. Booked: S. Rennie 45'+, R. Charles 85' TD: Tommy TAYLOR

Scorers: Fabrice NOEL (Fucien BRUNEL) 13'; James MARCELIN (Ed. RAYMOND) 79'

R: Roberto MORENO (PAN), A1: Leonel LEAL (CRC), A2: Hermenerito LEAL (GUA) FO: Marco RODRIGUEZ (MEX)

Miller Lite Man of the Match: James MARCELIN (HAI)

**USA - HONDURAS** **2:0 (0:0)****Match 10** 08.07.2009 Washington, D.C. USA; RFK Stadium **26,079**

**USA:** 1-Troy Perkins – 2-Heath Pearce, 4-Chad Marshall, 5-Kyle Beckerman, 6-Steve Cherundolo-C, 7-Robbie Rogers, 8-Logan Pause (63: 25-Benny Feilhaber), 11-Brian Ching (81: 17-Kenny Cooper), 14-Michael Parkhurst, 19-Freddy Adu (63: 9-Charles Davies), 20-Santino Quaranta. Booked: Pearce 40', Parkhurst 90' TD: Bob BRADLEY

**HON:** 22-Donis Escobar – 2-Osman Danilo Chavez, 5-Erick Norales, 10-Marvin Antonio Chavez (65: 8-Allan Moises Lalin), 11-Mariano Eli Acevedo, 13-Carlo Costly (79: 24-George Welcome), 14-Carlos Yovani Palacios, 15-Walter Martinez-C, 16-Nery Medina, 18-Melvin Valladares, 23-Roger Espinoza (70: 7-Rigoberto Padilla). Booked: Medina 37', Martinez 90'+ TD: Reinaldo RUEDA

Scorers: Santino QUARANTA (C. DAVIES) 74'; Brian CHING (S. CHERUNDOLO) 79'  
R: Courtney CAMPBELL (JAM), A1: Ricardo MORGAN (JAM), A2: Jose Luis CAMARGO (MEX), FO: Walter QUESADA (CRC)

Miller Lite Man of the Match: Santino QUARANTA (USA)

**USA - HAITI** **2:2 (0:1)****Match 15** 11.07.2009 Foxborough, Massachusetts USA; Gillette Stadium **24,137**

**USA:** 18-Luis Robles – 10-Stuart Holden, 12-Jimmy Conrad-C, 13-Colin Clark (76: 11-Brian Ching), 14-Michael Parkhurst, 15-Sam Cronin, 16-Jay Heaps, 17-Kenny Cooper (63: 9-Charles Davies), 20-Santino Quaranta (63: 5-Kyle Beckerman), 21-Brad Evans, 22-Davy Arnaud. Booked: Arnaud 27', Parkhurst 37', Beckerman 80' TD: Bob BRADLEY

**HAI:** 18-Jean Dominique Zephirin – 3-Frantz Gilles, 6-Bertin Frantz, 8-Judelin Aveska, 9-Leonel Saint-Preux (84: 16-Markorel Sampeur), 11-Fabrice Noel (78: 23-Abel Thermeus), 12-James Marcelin, 13-Pierre-Richard Bruny-C, 14-Mones Chery, 15-Edneron Raymond, 19-Vaniel Sirin. Booked: none TD: Jairo RIOS

Scorers: Davy ARNAUD (Stuart HOLDEN) 5'; Stuart HOLDEN 90'+ – Vaniel SIRIN (Leonel Saint-Preux) 46'; Mones CHERY 48'

R: Walter QUESADA (CRC), A1: Leonel LEAL (CRC), A2: Ricardo MORGAN (JAM), FO: Walter LOPEZ (GUA)

Miller Lite Man of the Match: Stuart HOLDEN (USA)

**HONDURAS - GRENADA** **4:0 (2:0)****Match 16** 11.07.2009 Foxborough, Massachusetts USA; Gillette Stadium **24,137**

**HON:** 22-Donis Escobar – 2-Osman Danilo Chavez (70: 4-Johnny Palacios), 5-Erick Norales, 8-Allan Moises Lalin, 11-Mariano Eli Acevedo, 13-Carlo Costly, 14-Carlos Yovani Palacios (46: 6-Juan Carlos Garcia), 15-Walter Martinez-C (81: 25-Luis Alfredo Lopez), 16-Nery Medina, 18-Melvin Valladares, 23-Roger Espinoza. Booked: none TD: Reinaldo RUEDA

**GRN:** 1-Andre Baptiste – 4-Cassim Langainge, 8-Delroy Facey, 11-Anthony Modeste-C, 12-Marcus Julien (85: 15-Rimmel Daniel), 16-Kwasi Paul, 17-Euon Brown, 18-Lyndon Antoine (65: 20-Jake Rennie), 19-Michael Mark, 23-Patrick Modeste, 25-Shane Rennie. Booked: Mark 65' TD: Tommy TAYLOR

Scorers: Walter MARTINEZ (Allan Moises LALIN) 2'; Roger ESPINOZA (A. LALIN) 25'; Melvin VALLADARES (Walter MARTINEZ) 56'; Carlo COSTLY 66'

R: Marco RODRIGUEZ (MEX), A1: Jose Luis CAMARGO (MEX), A2: Daniel WILLIAMSON (PAN), FO: Roberto MORENO (PAN)

Miller Lite Man of the Match: Roger ESPINOZA (HON)

## GROUP C

Guatelupe, Mexico, Nicaragua, Panama

## PANAMA - GUADELOUPE

1:2 (0:2)

Match 5 05.07.2009 Oakland, California; Oakland-Alameda County Coliseum 32,700

**PAN:** 1-Jaime Penedo – 3-Luis Moreno, 5-Roman Torres, 6-Gabriel Gomez (78: 19-Orlando Rodriguez), 7-Blas Perez, 9-Jose Garces (82: 18-Luis Tejada), 10-Nelson Barahona, 14-Armando Gun, 15-Ricardo Phillips (46: 20-Rolando Escobar), 21-Amilcar Henriquez, 23-Felipe Baloy-C. Booked: Gun 9', Barahona 20', Baloy 26'  
TD: Gary STEMPEL

**GLP:** 16-Marius Fausta – 3-Michael Tacalfred, 4-Cedric Avinel, 5-Eddy Viator, 7-Loic Loyal (90: 6-Alain Vertot), 8-Stephane Auvray, 10-Aurélien Capoue, 11-Michael Antoine-Curier (66: 20-Larry Clavier), 12-David Fleurival (77: 22-Alexandre Alphonse), 15-Miguel Comminges, 18-Thomas Gamiette. Booked: Capoue 6', Tacalfred 20', Avinel 63', Alphonse 79' TD: Roger SALNOT

Scorers: Nelson BARAHONA 68' – Loic LOVAL 32'; David FLEURIVAL (Loic LOVAL) 42'

R: Neal BRIZAN (TRI), A1: Carlos PASTRANA (HON), A2: Anthony GARWOOD (JAM), FO: Oscar MONCADA (HON)

Miller Lite Man of the Match: Marius FAUSTA (GLP)

## NICARAGUA - MEXICO

0:2 (0:1)

Match 6 05.07.2009 Oakland, California; Oakland-Alameda County Coliseum 32,700

**NCA:** 12-Carlos Reynaldo Mendieta – 3-Silvio Ernesto Avilés, 4-Armando José Collado, 5-Carlos Rigoberto Alonso, 6-Armando Ismael Reyes, 9-Wilber Alejandro Sanchez (61: 8-Rudel Alesandro Calero), 10-Samuel Israel Wilson (82: 7-Juan Ramón Barrera), 11-Félix Elid Zeledón, 18-Marlon José Medina, 20-David Solorzano-C, 21-David Martínez (67: 15-Franklin Ulises Lopez). Booked: Alonso 29', Collado 45'+ TD: Ramon Otoniel OLIVAS

**MEX:** 1-Guillermo Ochoa – 2-Jose Jonny Magallon, 3-Ismael Rodriguez, 5-Fausto Pinto, 6-Gerardo Torrado-C, 11-Carlos Vela (10: 7-Alberto Medina), 14-Miguel Sabah, 15-Jose Antonio Castro, 17-Giovani Dos Santos, 19-Luis Miguel Noriega (75: 16-Carlos Esquivel), 20-Jose Israel Martinez (46: 13-Pablo Edson Barrera). Booked: Sabah 47', Castro 80'  
TD: Javier AGUIRRE

Scorers: Luis Miguel NORIEGA 45' pen; Pablo Edson BARRERA (Alberto MEDINA) 86'

R: Paul WARD (CAN), A1: Hector VERGARA (CAN), A2: Roberto GIRON (HON)  
FO: Joel AGUILAR (SLV)

Miller Lite Man of the Match: Giovani DOS SANTOS (MEX)

## GUADELOUPE - NICARAGUA

2:0 (0:0)

Match 11 09.07.2009 Houston, Texas USA; Reliant Stadium 47,713

**GLP:** 16-Marius Fausta – 3-Michael Tacalfred, 4-Cedric Avinel, 5-Eddy Viator, 7-Loic Loyal (53: 18-Thomas Gamiette), 8-Stephane Auvray-C, 9-Ludovic Gotin, 10-Aurélien Capoue (77: 19-Grégory Gendrey), 12-David Fleurival, 15-Miguel Comminges, 22-Alexandre Alphonse (71: 6-Alain Vertot). Booked: Tacalfred 17', Sent offs: Tacalfred 66'  
TD: Roger SALNOT

**NCA:** 12-Carlos Reynaldo Mendieta – 3-Silvio Ernesto Avilés, 4-Armando José Collado, 5-Carlos Rigoberto Alonso, 6-Armando Ismael Reyes (62: 14-Gabriel Rafael Avilés), 8-Rudel Alesandro Calero, 9-Wilbert Alejandro Sánchez (60: 7-Juan Ramón Barrera), 10-Samuel Israel Wilson, 11-Félix Elid Zeledón, 18-Marlon José Medina (81: 15-Franklin Ulises Lopez), 20-David Solorzano-C. Booked: Medina 45', Wilson 58'  
TD: Ramon Otoniel OLIVAS

Scorers: Stephane AUVRAY (Aurélien CAPOUE) 57'; Ludovic GOTIN (A. CAPOUE) 59'

R: Oscar MONCADA (HON), A1: Carlos PASTRANA (HON), A2: Roberto GIRON (HON)  
FO: Jose PINEDA (HON)

Miller Lite Man of the Match: Aurélien CAPOUE (GLP)

## MEXICO - PANAMA

1:1 (1:1)

Match 12 09.07.2009 Houston, Texas USA; Reliant Stadium 47,713

**MEX:** 1-Guillermo Ochoa – 2-Jose Jonny Magallon, 3-Ismael Rodriguez, 5-Fausto Pinto, 6-Gerardo Torrado-C, 7-Alberto Medina (68: 13-Pablo Edson Barrera), 14-Miguel Sabah (46: 9-Omar Bravo), 15-Jose Antonio Castro, 17-Giovani Dos Santos, 19-Luis Miguel Noriega, 20-Israel Martinez (46: 8-Israel Castro). Booked: Torrado 13', Martínez 40', Sent offs: Noriega 45'+, TD-Aguirre 80' TD: Javier AGUIRRE

**PAN:** 1-Jaime Penedo – 3-Luis Moreno, 5-Roman Torres, 6-Gabriel Gomez, 7-Blas Perez, 9-Jorge Garces (62: 16-Manuel Torres), 10-Nelson Barahona (46: 2-Carlos Rivera), 14-Armando Gun, 20-Rolando Escobar (76: 15-Ricardo Phillips), 21-Amilcar Henriquez, 23-Felipe Baloy-C. Booked: Baloy 3', Moreno 26', Barahona 40', Sent offs: Gun 45'+, Phillips 80' TD: Gary STEMPEL

Scorers: Miguel SABAH (Giovani DOS SANTOS) 10' – Blas PEREZ (Felipe BALOY) 29'

R: Joel AGUILAR (SLV), A1: William TORRES (SLV), A2: Hector VERGARA (CAN), FO: Paul WARD (CAN)

Miller Lite Man of the Match: Giovani DOS SANTOS (MEX)

## PANAMA - NICARAGUA

4:0 (1:0)

Match 17 12.07.2009 Phoenix, Arizona USA; University of Phoenix Stadium 23,876

**PAN:** 1-Jaime Penedo – 2-Carlos Rivera, 3-Luis Moreno, 5-Roman Torres, 6-Gabriel Gomez-C (59: 21-Amilcar Henriquez), 7-Blas Perez (66: 18-Luis Tejada), 9-Jose Garces, 11-Victor Herrera, 13-Joel Solanilla, 16-Manuel Torres, 20-Rolando Escobar (72: 8-Alberto Blanco). Booked: Gomez 40' TD: Gary STEMPEL

**NCA:** 1-Denis Jesus Espinoza – 3-Silvio Ernesto Avilés, 4-Armando José Collado (61: 16-Marvin Antonio Molina), 5-Carlos Rigoberto Alonso, 6-Armando Ismael Reyes (63: 14-Gabriel Rafael Avilés), 8-Rudel Alesandro Calero, 10-Samuel Israel Wilson (77: 7-Juan Ramon Barrera), 11-Félix Elid Zeledón, 15-Franklin Ulises Lopez, 18-Marlon José Medina, 20-David Sebastián Solórzano. Booked: Lopez 26', Sent offs: Lopez 45'+  
TD: Ramon Otoniel OLIVAS

Scorers: Blas PEREZ (Victor HERRERA) 35'; Gabriel GOMEZ 56'; Luis TEJADA (Alberto BLANCO) 77', 88'

R: Jose PINEDA (HON), A1: Carlos PASTRANA (HON), A2: William TORRES (SLV), FO: Oscar MONCADA (HON)

Miller Lite Man of the Match: Blas PEREZ (PAN)

## MEXICO - GUADELOUPE

2:0 (1:0)

Match 18 12.07.2009 Phoenix, Arizona USA; University of Phoenix Stadium 23,876

**MEX:** 1-Guillermo Ochoa – 2-Jose Jonny Magallon, 3-Ismael Rodriguez, 5-Fausto Pinto, 6-Gerardo Torrado-C, 7-Alberto Medina, 8-Israel Castro (75: 15-Jose Antonio Castro), 9-Omar Bravo, 16-Carlos Esquivel (80: 14-Miguel Sabah), 17-Giovani Dos Santos (65: 13-Pablo Barrera), 22-Efrain Juarez. Booked: Castro 23' TD: Mario CARILLO

**GLP:** 16-Marius Fausta – 2-Meddy Lina, 5-Eddie Viator, 6-Alain Vertot, 8-Stephane Auvray-C, 11-Michael Antoine-Curier (64: 9-Ludovic Gotin), 12-David Fleurival, 15-Miguel Comminges, 17-Lery Hanany (56: 20-Larry Clavier), 18-Thomas Gamiette, 19-Grégory Gendrey (75: 13-Jean-Luc Lambourde). Booked: Fleurival 28', Gamiette 28', Vertot 35', Sent offs: Vertot 72', Gotin 83' TD: Roger SALNOT

Scorers: Gerardo TORRADO (Efrain JUAREZ) 42'; Miguel SABAH (Pabo BARRERA) 85'

R: Neal BRIZAN (TRI), A1: Hector VERGARA (CAN), A2: Anthony GARWOOD (JAM), FO: Paul WARD (CAN)

Miller Lite Man of the Match: Gerardo TORRADO (MEX)

## Standings After Group Round

## GROUP A

Team	G	W	D	L	P
Canada	3	2	1	0	7
Costa Rica	3	1	1	1	4
Jamaica	3	1	0	2	3
El Salvador	3	1	0	2	3

CANADA - JAMAICA	1:0 (0:0)
COSTA RICA - EL SALVADOR	1:2 (0:1)
JAMAICA - COSTA RICA	0:1 (0:0)
EL SALVADOR - CANADA	0:1 (0:1)
COSTA RICA - CANADA	2:2 (2:2)
EL SALVADOR - JAMAICA	0:1 (0:0)

Goals Scored	11
Yellow Cards	18
Red Cards	1

## GROUP B

Team	G	W	D	L	P
United States	3	2	1	0	7
Honduras	3	2	0	1	6
Haiti	3	1	1	1	4
Grenada	3	0	0	3	0

HONDURAS - HAITI	1:0 (0:0)
GRENADA - USA	0:4 (0:2)
HAITI - GRENADA	2:0 (1:0)
USA - HONDURAS	2:0 (0:0)
USA - HAITI	2:1 (1:0)
CANADA - JAMAICA	1:0 (0:0)

Goals Scored	16
Yellow Cards	19
Red Cards	0

## GROUP C

Team	G	W	D	L	P
Mexico	3	2	1	0	7
Guadeloupe	3	2	0	1	6
Panama	3	1	1	1	4
Nicaragua	3	0	0	3	0

PANAMA - GUADELOUPE	1:2 (0:2)
NICARAGUA - MEXICO	0:2 (0:1)
GUADELOUPE - NICARAGUA	2:0 (0:0)
MEXICO - PANAMA	1:1 (1:1)
PANAMA - NICARAGUA	4:0 (1:0)
MEXICO - GUADELOUPE	2:0 (1:0)

Goals Scored	15
Yellow Cards	18
Red Cards	6



## QUARTERFINALS

**CANADA – HONDURAS** **0:1 (0:1)**

QF 1 18.07.2009 Philadelphia, Pennsylvania - Lincoln Financial Field 32,000

**CAN:** 1–Greg Sutton, 3–Michael Klukowski, 5–Kevin McKenna, 6–Julian DeGuzman, 7–Paul Staltieri-C, 9–Ali Gerba, 10–William Johnson (71: 17–Jaime Peters), 13–Atiba Hutchinson, 14–Dejan Jakovic; 15–Josh Simpson (76: 16–Simeon Jackson), 20–Patrice Bernier. Booked: Staltieri 35', McKenna 60' TD: Stephen HART

**HON:** 22–Donis Escobar, 2–Osman Danilo Chavez, 5–Erick Norales, 10–Marvin Antonio Chavez (81: 4–Johnny Palacios), 11–Mariano Eli Acevedo, 13–Carlos Costly, 14–Carlos Yovani Palacios, 15–Walter Martínez-C (72: 8–Allan Moises Lalin), 16–Nery Medina, 18–Melvin Valladares, 23–Roger Espinoza (90: 9–Carlos Mejia). Booked: Espinoza 24', Costly 27' TD: Reinaldo RUEDA

Scorers: Walter MARTINEZ 35' pen

R: Joel AGUILAR (SLV), A1: William TORRES (SLV), A2: Leonel LEAL (CRC)  
FO: Marco RODRIGUEZ (MEX)

Miller Lite Man of the Match: Walter MARTINEZ (HON)

**USA - PANAMA** **2:1 (0:1) (1:1) aet**

QF 2 18.07.2009 Philadelphia, Pennsylvania - Lincoln Financial Field 32,000

**USA:** 1–Troy Perkins, 2–Heath Pearce, 4–Chad Marshall, 5–Kyle Beckerman, 7–Robbie Rogers (110: 21–Brad Evans), 8–Logan Pause, 10–Stuart Holden, 11–Brian Ching, 12–Jimmy Conrad-C (45: 3–Clarence Goodson), 16–Jay Heaps, 22–Davy Arnaud (77: 17–Kenny Cooper). Booked: Conrad 11', Sent offs: Goalkeeper Coach-Zak Abedel 45'+ TD: Bob BRADLEY

**PAN:** 1–Jaime Penedo, 3–Luis Moreno, 5–Roman Torres, 6–Gabriel Gomez, 7–Blas Perez, 9–Jose Garces, 10–Nelson Barahona (95: 11–Victor Herrera), 14–Armando Gun (106: 18–Luis Tejada), 16–Manuel Torres, 20–Rolando Escobar (78: 15–Ricardo Phillips), 23–Felipe Baloy-C. Booked: Perez 25', Baloy 63', R. Torres 105', Penedo 106', Sent offs: Baloy 120', Tejada 120' TD: Gary STEMPEL

Scorers: K BECKERMAN (Davy ARNAUD) 49'; K COOPER 106' pen - B PEREZ 45'+

R: Benito ARCHUNDIA (MEX), A1: Hector DELGADILLO (MEX), A2: Jose Luis CAMARGO (MEX), FO: Walter QUESADA (CRC)

Miller Lite Man of the Match: Kyle BECKERMAN (USA)

**GUADELOUPE - COSTA RICA** **1:5 (0:2)**

QF 3 19.07.2009 Dallas Texas - Cowboys Stadium 85,000

**GLP:** 16–Marius Fausta, 3–Michael Tacalfred, 4–Cedric Avinel, 5–Eddy Viator, 7–Loic Loyal (75: 19–Grégory Gendrey), 8–Stephane Auvray-C, 10–Aurélien Capoue, 15–Miguel Comminges, 18–Thomas Gamiette (80: 13–Jean-Luc Lambourde), 20–Larry Clavier (67: 11–Mickael Antonio-Curier), 22–Alexandre Alphonse. Booked: Gamiette 36', Capoue 85' TD: Roger SALNOT

**CRC:** 1–Keilor Navas, 2–Dario Delgado, 3–Jose Freddy Fernandez-C, 5–Celso Borges, 6–Christian Oviedo, 7–Pablo Brenes (62: 17–Pablo Herrera), 9–Alvaro Saborio, 11–Andy Herron (76: 8–Oscar Granados), 14–Armando Alonso (68: 21–Froylan Ledezma), 15–Harold Wallace, 20–Dennis Marshall. Booked: Wallace 45'+ TD: Rodrigo KENTON

Scorers: A. ALPHONSE (Larry CLAVIER) 64' - C. BORGES (Armando ALONSO) 3'; A. SABORIO (A. ALONSO) 16', (C. BORGES) 71'; A. HERRON (A. SABORIO) 47'; P. HERRERA (Froylan LEDEZMA) 89'

R: Jose PINEDA (HON), A1: Carlos PASTRANA (HON), A2: Roberto GIRON (HON), FO: Roberto MORENO (PAN)

Miller Lite Man of the Match: Alvaro SABORIO (CRC)

**MEXICO - HAITI** **4:0 (2:0)**

QF 4 19.07.2009 Dallas Texas - Cowboys Stadium 85,000

**MEX:** 1–Guillermo Ochoa, 2–Jose Jonny Magallon, 3–Ismael Rodriguez, 5–Fausto Pinto (67: 10–Guillermo Franco), 6–Gerardo Torrado-C, 7–Alberto Medina, 8–Israel Castro, 14–Miguel Sabah (81: 15–Jose Antonio Castro), 16–Carlos Esquivel (59: 13–Pablo Barrera), 17–Giovani Dos Santos, 22–Efrain Juarez. Booked: none TD: Mario CARRILLO

**HAI:** 18–Jean Dominique Zephirin, 3–Frantz Gilles, 6–Bertin Frantz, 8–Judelin Aveska, 9–Leonel Saint-Preux, 11–Fabrice Noel (79: 10–Robin Jerome), 12–James Marcelin, 13–Pierre-Richard Bruny-C, 14–Mones Chery (58: 16–Markorel Sampeur), 15–Edneron Raymond, 19–Vaniel Sirin (68: 7–Fucien Brunel). Booked: Sirin 16' TD: Jairo RIOS

Scorers: Miguel SABAH 23', (G. DOS SANTOS) 63'; Giovani DOS SANTOS (Alberto MEDINA) 42'; Pablo BARRERA (G. DOS SANTOS) 83'

R: Courtney CAMPBELL (JAM), A1: Ricardo MORGAN (JAM), A2: Anthony GARWOOD (JAM), FO: Geoffrey HOSPEADES (TRI)

Miller Lite Man of the Match: Miguel SABAH (MEX)



## SEMIFINALS and FINAL

**HONDURAS - USA** 0:2 (0:1)

SF1 23.07.2009: Chicago, Illinois USA; Soldier Field 55,173

**HON:** 22–Donis Escobar - 2–Osman Chavez, 5–Erick Norales, 9–Carlos Mejia, 10–Marvin Chavex, 11–Mariano Antonio Acevedo (84: 24–George Welcome), 13–Carlo Costly, 14–Carlos Yovani Palacios, 15–Walter Martinez-C (79: 23–Roger Espinoza), 16–Nery Medina, 18–Melvin Valladares (90: 8–Allan Lalin). Booked: Costly 78'  
TD: Reinaldo RUEDA

**USA:** 1–Troy Perkins - 2–Heath Pearce, 3–Clarence Goodson, 4–Chad Marshall, 5–Kyle Beckerman, 7–Robbie Rogers (76: 20–Santino Quaranta), 8–Logan Pause, 10–Stuart Holden, 11–Brian Ching-C, 16–Jay Heaps, 22–Davy Arnaud (86: 17–Kenny Cooper). Booked: Pause 38', Beckerman 47', Arnaud TD: Bob BRADLEY

Scorers: Clarence GOODSON (Stuart HOLDEN) 45'; Kenny COOPER (S. HOLDEN) 90'

R: Courtney CAMPBELL (JAM), A1: Ricardo MORGAN (JAM), A2: Anthony GARWOOD (JAM), FO: Marco RODRIGUEZ (MEX)

Miller Lite Man of the Match: Clarence GOODSON (USA)

**COSTA RICA - MEXICO** 1:1 (0:0) 3:5 pen

SF1 23.07.2009: Chicago, Illinois USA; Soldier Field 55,173

**CRC:** 1–Keilor Navas - 2–Dario Delgado, 3–Freddy Fernandez-C, 5–Celso Borges, 6–Christian Oviedo, 7–Pablo Brenes (59: 17–Pablo Herrera), 9–Alvaro Saborio, 11–Andy Herron (90: 19–Warren Granados), 14–Armando Alonso (68: 21–Froylan Ledezma), 15–Harold Wallace, 20–Dennis Marshall. Booked: Herron 23', Delgado 27', Marshall 70', Fernandez 82', Oviedo 95' TD: Rodrigo KENTON

**MEX:** 1–Guillermo Ochoa - 2–Jose Jonny Magallon, 5–Fausto Pinto (81: 11–Carlos Vela), 6–Gerardo Torrado-C, 7–Alberto Medina, 8–Israel Castro, 13–Pablo Barrera (54: 15–Jose Antonio Castro), 14–Miguel Sabah (71: 10–Guillermo Franco), 17–Giovani Dos Santos, 21–Juan Carlos Valenzuela, 22–Efrain Juarez. Booked: Torrado 19', Valenzuela 48'  
TD: Mario CARRILLO

Scorers: F. LEDEZMA (A. SABORIO) 90'+ - G. FRANCO (E. JUAREZ) 88"  
A. SABORIO (G), C. BORGES (G), F. LEDEZMA (SV), C. OVIDEO (G) – G. FRANCO (G), G. DOS SANTOS (G), G. TORRADO (G), E. JUAREZ (G), C. VELA (G)

R: Roberto MORENO (PAN), A1: Daniel WILLIAMSON (PAN), A2: William TORRES (SLV)  
FO: Joel AGUILAR (SLV)

Miller Lite Man of the Match: Guillermo OCHOA (MEX)

**USA - MEXICO** 0:5 (0:0)

Final 26.07.2009: East Rutherford, New Jersey USA; Giants Stadium 71,196

**USA:** 1–Troy Perkins - 2–Heath Pearce, 3–Clarence Goodson, 4–Chad Marshall, 5–Kyle Beckerman (80: 15–Sam Cronin), 7–Robbie Rogers, 8–Logan Pause (63: 20–Santino Quaranta), 10–Stuart Holden, 11–Brian Ching-C, 16–Jay Heaps, 22–Davy Arnaud (63: 17–Kenny Cooper). Booked: Heaps 24', Pause 26', Cooper 90'+, Sent offs: Heaps 88'  
TD: Bob BRADLEY

**MEX:** 1–Guillermo Ochoa - 2–Jose Jonny Magallon, 5–Fausto Pinto, 6–Gerardo Torrado-C, 7–Alberto Medina (46: 11–Carlos Vela), 8–Israel Castro, 14–Miguel Sabah (70: 10–Guillermo Franco), 15–Jose Antonio Castro (89: 16–Carlos Esquivel), 17–Giovani Dos Santos, 21–Juan Carlos Valenzuela, 22–Efrain Juarez. Booked: Medina 45', Franco 72'  
TD: Javier AGUIRRE

Scorers: Gerardo TORRADO 56' pen; Giovani DOS SANTOS (Miguel SABAH) 62'; Carlos VELA (G. DOS SANTOS) 67'; Jose Antonio CASTRO (Carlos VELA) 79'; Guillermo FRANCO (Fausto PINTO) 90'

R: Courtney CAMPBELL (JAM), A1: Ricardo MORGAN (JAM), A2: William TORRES (SLV)  
FO: Joel AGUILAR (SLV)

Miller Lite Man of the Match: Giovani DOS SANTOS (MEX)







## General Statistics

# AWARDS



## Most Valuable Player

Giovani  
**DOS SANTOS**  
Mexico  
Shirt #17



## Top Goal Scorer

Miguel  
**SABAHA**  
Mexico  
Shirt #14  
4 Goals



## Best Goalkeeper

Keilor  
**NAVAS**  
Costa Rica  
Shirt #1



## Fair Play Award

**USA**

Player	Country	Shirt no.	Position
Celso BORGES	Costa Rica	5	MF
Keilor NAVAS	Costa Rica	1	GK
Guillermo OCHOA	Mexico	1	GK
Mike KLUKOWSKI	Canada	3	DF
Jose FERNANDEZ	Costa Rica	3	DF
Fausto PINTO	Mexico	5	DF
Luis MORENO	Panama	3	DF
Clarence GOODSON	USA	3	DF
Chad MARSHALL	USA	4	DF
Julian DE GUZMAN	Canada	6	MF
Celso BORGES	Costa Rica	5	MF
Stephane AUVRAY	Guadeloupe	8	MF
Gerardo TORRADO	Mexico	6	MF
Giovani DOS SANTOS	Mexico	17	MF
Stuart HOLDEN	USA	10	MF
Alvaro SABORIO	Costa Rica	9	FW
Walter MARTINEZ	Honduras	15	FW
Miguel SABAHA	Mexico	14	FW
Kenny COOPER	USA	17	FW





## How goals were scored

<b>TOTAL</b>	<b>43</b>
Penalties	2
Inside goal area	12
Inside penalty area	21
Outside penalty area	8
TOTAL goals scored	43
- 1st to 15th minute	5
- 16th to 30th minute	6
- 31st to 45th minute	7
- 46th to 60th minute	7
- 61st to 75th minute	8
- 76th to 90th minute	8
Goals scored in additional time:	
- 1st half (after 45 minutes)	1
- 2nd half (after 90 minutes)	1
- 1st half Goals	19
- 2nd half Goals	24
<b>TOTAL</b>	<b>43</b>
Combination play	9
Wing play	8
Wing play on left side	(7)
Wing play on right side	(1)
Defence-splitting pass	2
Diagonal ball into penalty area	2
Solo effort	3
Exceptional finish	9
Defensive error	2
Rebound	1
Counter-attack/break	0
Own goal	0
TOTAL OPEN PLAY	36
Corner kicks	1
Corner kick from left side	(0)
Corner kick from right side	(1)
Direct from a free kick	1
Following a free kick	3
Penalty	2
Throw-in	0
TOTAL SET PIECES	7
TOTAL	43
Penalties	2
Shots	32
Headers	9
Own goal	0
TOTAL	43
Own goals	0
Striker	19
Midfielder	24
Defender	0
Goalkeeper	0

## Goalscorers

Rank	Player	(Country/No)	Goals
1	SABAH Miguel	(MEX/14)	4
2	PEREZ Blas	(PAN/7)	3
3	BARRERA Pablo	(MEX/13)	2
	BORGES Celso	(CRC/5)	2
	COOPER Kenny	(USA/17)	2
	COSTLY Carlos	(HON/13)	2
	DOS SANTOS G	(MEX/17)	2
	FRANCO G	(MEX/10)	2
	GERBA Ali	(CAN/9)	2
	HERRON Andy	(CRC/11)	2
	HOLDEN Stuart	(USA/10)	2
	MARTINEZ W	(HON/15)	2
	ROMERO Osael	(SLV/8)	2
	SABORIO Alvaro	(CRC/9)	2
	TEJADA Luis	(PAN/18)	2
	TORRADO G	(MEX/6)	2
17	ADU Freddy	(USA/19)	1
	ALPHONSE A	(GLP/22)	1
	ARNAUD Davy	(USA/22)	1
	AUVRAY S	(GLP/8)	1
	BARAHONA N	(PAN/10)	1
	BECKERMAN K	(USA/5)	1
	BERNIER Patrice	(CAN/20)	1
	CASTRO Jose	(MEX/15)	1
	CENTENO Walt	(CRC/10)	1
	CHERY Mones	(HAI/14)	1
	CHING Brian	(USA/11)	1
	CUMMINGS O	(JAM/22)	1
	DAVIES Charlie	(USA/9)	1
	DE JONG Marcel	(CAN/8)	1
	ESPINOZA Roger	(HON/23)	1
	FLEURIVAL David	(GLP/12)	1
	GOMEZ Gabriel	(PAN/6)	1
	GOODSON C	(USA/3)	1
	GOTIN Ludovic	(GLP/9)	1
	GRANADOS W	(CRC/19)	1
	HERRERA Pablo	(CRC/17)	1
	LEDEZMA F	(CRC/21)	1
	LOVAL Loic	(GLP/7)	1
	MARCELIN J	(HAI/12)	1
	NOEL Fabrice	(HAI/11)	1
	NORIEGA Luis	(MEX/19)	1
	QUARANTA S.	(USA/20)	1
	ROGERS Robby	(USA/7)	1
	SIRIN Vaniel	(HAI/19)	1
	VALLADARES M.	(HON/18)	1
	VELA Carlos	(MEX/11)	1

Total goals scored: 66  
- average per match: 2.64

## Goalscorers &amp; Assists

Rank	Player	(Country/No)	Goals	Assists
1	SABAH Miguel	(MEX , 14)	4	0
2	PEREZ Blas	(PAN , 7)	3	0
3	DOS SANTOS G	(MEX , 17)	2	4
4	HOLDEN Stuart	(USA , 10)	2	3
5	MARTINEZ Walter	(HON , 15)	2	2
	SABORIO Alvaro	(CRC , 9)	2	2
7	BARRERA Pablo	(MEX , 13)	2	1
	BORGES Celso	(CRC , 5)	2	1
9	COOPER Kenny	(USA , 17)	2	0
	COSTLY Carlos	(HON , 13)	2	0
	FRANCO Guillermo	(MEX , 10)	2	0
	GERBA Ali	(CAN , 9)	2	0
	HERRON Andy	(CRC , 11)	2	0
	ROMERO Osael	(SLV , 8)	2	0
	TEJADA Luis	(PAN , 18)	2	0
	TORRADO G	(MEX , 6)	2	0
17	ROGERS Robby	(USA , 7)	1	2
18	ARNAUD Davy	(USA , 22)	1	1
	BERNIER Patrice	(CAN , 20)	1	1
	DAVIES Charlie	(USA , 9)	1	1
	HERRERA Pablo	(CRC , 17)	1	1
	LEDEZMA Froylan	(CRC , 21)	1	1
	VELA Carlos	(MEX , 11)	1	1
24	ADU Freddy	(USA , 19)	1	0
	ALPHONSE A	(GLP , 22)	1	0
	AUVRAY Stephane	(GLP , 8)	1	0
	BARAHONA Nelson	(PAN , 10)	1	0
	BECKERMAN Kyle	(USA , 5)	1	0
	CASTRO Jose	(MEX , 15)	1	0
	CENTENO Walter	(CRC , 10)	1	0
	CHERY Mones	(HAI , 14)	1	0
	CHING Brian	(USA , 11)	1	0
	CUMMINGS Omar	(JAM , 22)	1	0
	DE JONG Marcel	(CAN , 8)	1	0
	ESPINOZA Roger	(HON , 23)	1	0
	FLEURIVAL David	(GLP , 12)	1	0
	GOMEZ Gabriel	(PAN , 6)	1	0
	GOODSON C	(USA , 3)	1	0
	GOTIN Ludovic	(GLP , 9)	1	0
	GRANADOS W	(CRC , 19)	1	0
	LOVAL Loic	(GLP , 7)	1	0
	MARCELIN James	(HAI , 12)	1	0
	NOEL Fabrice	(HAI , 11)	1	0
	NORIEGA Luis	(MEX , 19)	1	0
	QUARANTA S	(USA , 20)	1	0
	SIRIN Vaniel	(HAI , 19)	1	0
	VALLADARES M	(HON , 18)	1	0
48	ALONSO Armando	(CRC , 14)	0	3
49	CAPOUE Aurelien	(GLP , 10)	0	2
	HERRERA Victor	(PAN , 11)	0	2
	LALIN Allan	(HON , 8)	0	2
	MEDINA Alberto	(MEX , 7)	0	2
53	BALOY Felipe	(PAN , 23)	0	1
	BLANCO Alberto	(PAN , 8)	0	1
	CHERUNDOLO S	(USA , 6)	0	1
	CLAVIER Larry	(GLP , 20)	0	1
	FUCIEN Brunel	(HAI , 7)	0	1
	KLUKOWSKI Mike	(CAN , 3)	0	1
	PAUSE Logan	(USA , 8)	0	1
	PEARCE Heath	(USA , 2)	0	1
	PINTO Fausto	(MEX , 5)	0	1
	REYES Williams	(SLV , 19)	0	1
	SAINT-PREUX L	(HAI , 9)	0	1
	SHELTON Luton	(JAM , 11)	0	1
	SIMPSON Josh	(CAN , 15)	0	1
	SIRIAS Esteban	(CRC , 16)	0	1
	VALENZUELA JC	(MEX , 21)	0	1

**Disciplinary Statistics****Overall**

<b>Country</b>	<b>Y</b>	<b>2Y</b>	<b>R</b>
Canada	6	0	0
Costa Rica	9	0	0
El Salvador	4	0	0
Grenada	4	0	0
Guadeloupe	8	2	1
Haiti	5	0	0
Honduras	7	0	0
Jamaica	9	0	1
Mexico	9	0	1
Nicaragua	5	0	1
Panama	10	1	3
USA	13	1	0

Total Cautions 89

- plus 8 cautions resulting in expulsion due to second caution in same match.

- average per match: 3.56

Total Expulsions 11

- including 4 expulsions resulting from second caution in same match.

- average per match: 0.44

Legend: Y= Single yellow card; 2Y= Expulsion due to second caution in same match; R=Direct red card

**Expulsions**

	<b>2Y</b>	<b>R</b>
AUSTIN Rodolph (JAM)	0	1
BALOY Felipe (PAN)	1	0
GOTIN Ludovic (GLP)	0	1
GUN Armando (PAN)	0	1
HEAPS Jay (USA)	1	0
LOPEZ Franklin (NCA)	0	1
NORIEGA Luis (MEX)	0	1
PHILLIPS Ricardo (PAN)	0	1
TACALFRED Michael (GLP)	1	0
TEJADA Luis (PAN)	0	1
VERTOT Alain (GLP)	1	0

**Bookings**

	<b>Y</b>
ARNAUD Davy (USA)	2
BALOY Felipe (PAN)	2
BARAHONA Nelson (PAN)	2
BECKERMAN Kyle (USA)	2
CAPOUE Aurelien (GLP)	2
COSTLY Carlos (HON)	2
FERNANDEZ Jose (CRC)	2
GAMIETTE Thomas (GLP)	2
JOHNSON Jermaine (JAM)	2
MARSHALL Tyrone (JAM)	2
PARKHURST Michael (USA)	2
PAUSE Logan (USA)	2
SIRIN Vaniel (HAI)	2
STALTERI Paul (CAN)	2
THOMPSON Oneil (JAM)	2
TORRADO Gerardo (MEX)	2
ADU Freddy (USA)	1
ALONSO Carlos (NCA)	1

ALPHONSE Alexandre (GLP)	1
AVINEL Cedric (GLP)	1
CASTRO Israel (MEX)	1
CASTRO Jose (MEX)	1
CHARLES Ricky (GRN)	1
CHAVEZ Osman (HON)	1
COLLADO Armando (NCA)	1
CONRAD Jimmy (USA)	1
COOPER Kenny (USA)	1
CORRALES Rudis (SLV)	1
DAVIS Claude (JAM)	1
DE GUZMAN Julian (CAN)	1
DELGADO Dario (CRC)	1
ESCOBAR Alexander (SLV)	1
ESPINOZA Roger (HON)	1
FLEURIVAL David (GLP)	1
FRANCO Guillermo (MEX)	1
GOMEZ Gabriel (PAN)	1
GONZALEZ Leonardo (CRC)	1
GUN Armando (PAN)	1
HAINAULT Andre (CAN)	1
HENRIQUEZ Jose (SLV)	1
HERRON Andy (CRC)	1
JAMES Jason (GRN)	1
KLUKOWSKI Mike (CAN)	1
LALIN Allan (HON)	1
LOPEZ Franklin (NCA)	1
MARCELIN James (HAI)	1
MARK Michael (GRN)	1
MARSHALL Chad (USA)	1
MARSHALL Dennis (CRC)	1
MARTINEZ Israel (MEX)	1
MARTINEZ Walter (HON)	1
MEDINA Alberto (MEX)	1
MEDINA Marlon (NCA)	1
MEDINA Nery (HON)	1
MORENO Luis (PAN)	1
McKENNA Kevin (CAN)	1
OVIEDO Cristian (CRC)	1
PEARCE Heath (USA)	1
PENEDO Jaime (PAN)	1
PEREZ Blas (PAN)	1
PHILLIPS Demar (JAM)	1
RAYMOND Edneron (HAI)	1
RENNIE Shane (GRN)	1
REYES Williams (SLV)	1
SABAH Miguel (MEX)	1
SAINT-PREUX Leonel (HAI)	1
SEGARES Gonzalo (CRC)	1
SHELTON Luton (JAM)	1
TACALFRED Michael (GLP)	1
TORRES Roman (PAN)	1
VALENZUELA Juan Carlos (MEX)	1
WALLACE Harold (CRC)	1
WILSON Samuel (NCA)	1

- plus 8 bookings resulting in expulsion due to second caution in same match.

## 2009 Gold Cup Attendances

<u>Date</u>	<u>Game#</u>	<u>Match-up (Score)</u>	<u>Venue</u>	<u>Attendance</u>
3-Jul	1	CAN - JAM (1:0)	Home Depot Center - Carson	27,000
	2	CRC - SLV (1:2)		
4-Jul	3	HON - HAI (1:0)	Qwest Field - Seattle	15,387
	4	GRN - USA (0:4)		
5-Jul	5	PAN - GLP (1:2)	Oakland-Alameda County Coliseum	32,700
	6	NCA - MEX (0:2)		
7-Jul	7	JAM - CRC (0:1)	Columbus Crew Stadium	7,059
	8	SLV - CAN (0:1)		
8-Jul	9	HAI - GRN (2:0)	RFK Stadium - Washington, D.C.	26,079
	10	USA - HON (2:0)		
9-Jul	11	GLP - NCA (2:0)	Reliant Stadium - Houston	47,713
	12	MEX - PAN (1:1)		
10-Jul	13	CRC - CAN (2:2)	FIU Stadium - Miami	17,269
	14	SLV - JAM (0:1)		
11-Jul	15	USA - HAI (2:2)	Gillette Stadium - Foxboro	24,137
	16	HON - GRN (4:0)		
12-Jul	17	PAN - NCA (4:0)	University of Phoenix Stadium-Glendale	23,876
	18	MEX - GLP (2:0)		
18-Jul	19	CAN - HON (0:1)	Lincoln Financial Field - Philadelphia	32,000
	20	USA - PAN (2:1 aet)		
19-Jul	21	GLP - CRC (1:5)	Cowboys Stadium - Arlington	85,000
	22	MEX - HAI (4:0)		
23-Jul	23	HON - USA (0:2)	Soldier Field - Chicago	55,173
	24	CRC - MEX (1:1, 3:5 pen),		
26-Jul	25	USA - MEX (0:5)	Giants Stadium - East Rutherford	79,156

Total: 472,549

Average Per Match Date: 36,350







# Team Data

## CANADA

Canada employed a stable 4-5-1 (4-1-4-1) formation throughout the group phase. There were no significant variations to this system between matches or the field of play. Defensive duties performed by the lone forward, Ali GERBA (No. 9), did not significantly reshape the team.

Coach Stephen HART maintained an essentially stable starting lineup over the course of the three group matches, making significant changes to his selection only in the last match when quarterfinal qualification had been assured. The team was captained by veteran right back Paul STALTERI (No. 7), who was a member of the 2000 championship team, and anchored by the midfield trio of Julian DE GUZMAN (No. 6), Atiba HUTCHINSON (No. 13) and Patrice BERNIER (No. 20).

Like the other teams in the group, Canada employed a flat back four, but by the end of the group phase they enjoyed the best defensive record, having conceded no goals. This was the product of excellent individual and collective play.

Center backs Kevin McKENNA (No. 5) and Dejan JAKOVIC (No. 14) read the game and marked well, and were dominant in the air, while wing backs STALTERI and Mike KLUKOWSKI (No. 3) were quick to close space on opposing attackers and tenacious in the tackle. In midfield, Will JOHNSON (No. 10), Josh SIMPSON (No. 15) and Marcel DE JONG (No. 8) rotated on the wings, working very hard to support the outside backs and defend the flanks, while central areas were protected by the tireless running and ball-winning of the team's three-man core of DE GUZMAN, HUTCHINSON and BERNIER.

While the players clearly understood how to defend and were good in duels, it was their collective game that frustrated opponents. Canada maintained excellent contact between the lines and had a quick transition to defense after the ball was lost, with the player nearest to the attacker in possession applying immediate pressure in order to allow the team to retreat to the middle third and to adopt a defensive posture. Marking on a zonal basis, and with good cover and support, the Canadians applied intense pressure on the ball in the midfield and defensive thirds of the field. Their aggressive pressing was undoubtedly aided by the players' athleticism and physical conditioning. Even so, the central midfield trio, with DE GUZMAN providing cover to HUTCHINSON and BERNIER, did an extraordinary amount of defensive running. The team's lone forward, GERBA, while he did attempt to apply immediate pressure on the opposing back four, did not retreat into a deep defensive position once the ball had been played into midfield.

Its defense may have provided the platform for their qualification to the tournament's second phase, but it was Canada's attack that allowed them to dominate the group. Improving with every match, the team's core strength was the midfielders' ability to handle the ball under pressure and to maintain patient possession. This sometimes resulted in a slow transition to attack, which prevented the team from exploiting attacking space -- and space behind the opposing defense in particular. Nonetheless, Canada's attacking improved from match to match and was very much a collective enterprise based on ball possession and managed by the central midfield trio.

The leader in this regard was DE GUZMAN, an excellent ball handler with very subtle skills, who usually relieved the defenders of possession and initiated the attack. This often included a long diagonal pass to the opposite side of the field. In this he was ably supported by the other central midfielders,

also very skillful players and comfortable in possession. This trio collaborated well in a continuous exchange of positions intended to create, and exploit, attacking space and options.

The team demonstrated good balance in its flank play, which was the focus of the attack. Left back KLUKOWSKI was more active in this regard than right back STALTERI, but both wing backs and wide midfielders were very much involved in the attack. Two of the team's winning goals resulted from crosses. When attacking through central areas of the field the lone forward GERBA was used as an outlet for the defenders and as a foil for the midfielders, BERNIER in particular, with whom he linked well in combination play. For his part, GERBA may lack the skills of his midfield players but, being a penalty area opportunist, he presented a very real scoring threat to opponents as his two goals in three matches demonstrated.

Still, for all its good organization in attack, Canada did not generate many goals -- only four in three matches heading into the quarterfinals against Honduras. In the end, despite dominating the second half in particular, it lost 0:1 against the Honduras counterattack, but more so because the Catrachos were able to thwart Canada's best efforts to create a chance for GERBA or one of the midfielders.

Perhaps, BERNIER best described Canada's 2009 Gold Cup campaign when he stated that it was "phase one for 2014". Indeed, Canada's performance signaled that they have discovered a new approach to the game, and in all likelihood will be serious contenders in future CONCACAF competitions.

Goalkeeper Greg SUTTON (No. 1) was competent but his failed footwork conceded the opening goal in the 2:2 draw with Costa Rica. Nonetheless, his positional play, ball handling and distribution were adequate to the task.

The Canadians brought tremendous physical and mental fitness into the tournament. Their pressing game and their fluid ball movement, particularly under opposing midfield pressure, required a high level of physical conditioning. At the same time they demonstrated poise and determination and, most importantly, the ability to concentrate throughout a match. In this regard, it is instructive that they won matches 1:0 in the final 15 minutes of the second half against Jamaica (75th minute) and of the first half against El Salvador (32nd).

### Outstanding Players:

- **6 Julian DE GUZMAN:** Skillful, confident in possession. Initiates attack and organizes midfield defense. Excellent passer; always moving and available. Hardworking on both defense and attack.
- **13 Atiba HUTCHINSON:** Simple passer. Hard worker with support and options in attack. Advanced deep into attacking positions. Very good midfield defender.
- **20 Patrice BERNIER:** Dynamic, skillful midfielder. Goal scorer; similar to Guzman and Hutchinson. Supports other central midfielders very well. Advanced deep into attacking positions.

### Key Points:

- Good links between the team lines
- Disciplined, well-organised defence
- Midfield pressing
- Constructive build-up play
- Attacks through the middle and also using the width
- Effective use of full-backs
- Influential, strong, hard-working players
- Experience and composure



**Head of Delegation/Jefe de Delegación:** Victor MONTAGLIANI  
**TD/DT:** Stephen HART  
**Assistant Coach/Asistente Técnico:** Tony FONSECA  
**Goalkeeper Coach/Preparador de Porteros:** Paul DOLAN

**Coordinator/Coordinador:** Morgan QUARRY  
**Press Officer/Oficial de Prensa:** Richard SCOTT  
**Trainers/Preparadores Físicos:** Dwayne LAING, Ted TILBURY  
**Equipment Manager/Utilero:** Mike MORETTO



**Stephen HART**  
 (Canada 15.03.1960)

- U-15, U-17, U-18 National team
- 2005-2006 National team (asst coach)
- 2006-2007 National team
- since 2009 National team

No.	Name/Nombre	Pos.	D.O.B.	Club	JAM 1:0	SLV 1:0	CRC 2:2	HON 0:1	TOTAL MINUTES
1	Greg Sutton	GK	19.04.1977	Toronto FC	90	90	90	90	360
2	Adrian Cann	DF	19.09.1980	Esbjerg FB/DEN	RES	NEL	9	RES	9
3	Mike Klukowski	MD	27.05.1981	Club Brugge KV/BEL	90	90	RES	90	270
4	Andre Hainault	DF	16.06.1986	Houston Dynamo/USA	INJ	RES	90	RES	90
5	Kevin McKenna	DF	21.01.1980	FC Koln/GER	90	90	90	90	360
6	Julian DeGuzman	MD	25.03.1981	no club	90	90	RES	90	270
7	Paul Stalteri	MD	18.10.1977	Borussia Monchengladbach/GER	90	90	RES	90	270
8	Marcel De Jong	MD	15.10.1986	Roda JC/NED	45	2	90	RES	137
9	Ali Gerba	AT	04.09.1981	Milton Keynes Dons/ENG	90	76	15	90	271
10	Will Johnson	AT	21.01.1987	Real Salt Lake/USA	70	90	75	71	306
11	Richard Hastings	DF	18.05.1977	Inverness Thistle/SCO	RES	RES	90	RES	90
12	Issey Nakajima-Farran	MD	16.05.1984	FC Nordsjaelland/DEN	RES	RES	45	NEL	45
13	Atiba Hutchinson	MD	08.02.1983	FC Copenhagen/DEN	90	90	90	90	360
14	Dejan Jakovic	DF	16.07.1985	D.C. United/USA	90	90	INJ	90	270
15	Josh Simpson	MD	15.05.1983	FC Kaiserslautern/GER	45	88	45	76	254
16	Simeon Jackson	AT	28.03.1987	Gillingham/ENG	20	14	81	14	129
17	Jaime Peters	MD	04.05.1987	Ipswich Town/ENG	RES	RES	90	19	109
18	Joshua Wagenaar	GK	26.02.1985	Yeovil Town FC/ENG	RES	RES	RES	RES	DNP
19	Kevin Harmse	DF	04.07.1984	Toronto FC	INJ	ABS	ABS	ABS	DNP
20	Patrice Bernier	MD	23.09.1979	FC Nordsjaelland/DEN 90	90	90	90	90	360
21	Chris Pozniak	MD	10.01.1981	Dundee United/SCO	ABS	ABS	ABS	ABS	DNP
22	Kenny Stamatopoulos	GK	28.08.1976	FC Lyn Oslo/NOR	ABS	ABS	ABS	ABS	DNP
23	Charles Gbeke	AT	13.03.1978	D.C. United/USA	ABS	ABS	ABS	ABS	DNP



## COSTA RICA

Costa Rica employed a standard 4-4-2 formation, with a flat back four and midfield. There were no significant variations despite circumstances, even if, according to need, one forward would retreat into midfield to assist in defending.

Rodrigo KENTON changed his starting lineup from match-to-match during the opening phase of the tournament, always preserving the basic central core or "spine": Jose FERNANDEZ (No. 3) at center back, captain Walter CENTENO (No. 10) and Celso BORGES (No. 5) in central midfield, with Alvaro SABORIO (No. 9) and Froylan LEDEZMA (No. 21) up front.

It must be noted, however, that Rodrigo KENTON made fortuitous substitutions in the group matches. Against El Salvador, he introduced Warren GRANADOS (No. 19) in the 55th minute, resulting in a goal by the midfielder scored nine minutes later to equalize the game. Against Jamaica, he inserted Pablo HERRERA (No. 17) in the 53rd minute and the defender created the winning goal, also in the 64th minute.

The Costa Ricans' individual defensive skills were often lacking, sometimes guilty of poor marking and cover. This resulted in both goals in their 2:1 loss to El Salvador. Goalkeeper Leonardo GONZALEZ (No. 12), poor finishing and bad luck which more than once prevented the Jamaicans from scoring after penetrative passes through the center of the defense. The Costa Ricans, therefore, relied on organization and pressure in defense, and tactically their approach differed by the match. Against El Salvador in their opening match, they applied immediate pressure across the entire field – a high intensity and physical undertaking – while in their second match against Jamaica – perhaps taking into account the massive physical effort of their opener as well as the physical strength and athleticism of the Jamaicans – they set their defensive line at the midfield third and tended to close space when the opponent attempted to penetrate that zone.

Costa Rica defended from the front with the forwards contributing to the effort. SABORIO, in particular, frequent applied pressure on opposing defenders and the team maintained a compact shape, seeking to deny space between the lines. CENTENO and BORGES, the core of the team, shared defensive responsibilities very well in midfield and did a tremendous amount of running. However, the flanks were always vulnerable, which Osael ROMERO (No. 8) of El Salvador demonstrated by penetrating the Costa Rican left in a one-on-one duel to score his first in a solo effort, and added a second from a right flank cross after a poor clearance in the center of the defense.

As is its tradition, Costa Rica demonstrated a high level individual technique and collective skill. The attack revolved around the technical, yet hard working, central midfield duo of veteran captain CENTENO and the youthful BORGES. Collaboration between the pair was based on a clear division of roles and responsibilities as CENTENO initiated, supported and controlled the rhythm of the attack after taking possession from his defenders, while BORGES played further forward, linked with the forwards and was prepared to penetrate deep positions. In this way, he scored his team's winner against Jamaica, arriving unmarked in the penalty area to volley home a cross. The Ticos demonstrated the depth of their midfield talent by replacing CENTENO with Cristian OVIEDO (No. 6) for its quarterfinal match against Guadeloupe. OVIEDO, a more defensive-minded player than his captain, allowed BORGES to roam more freely in attack, and to score one and assist in two of his team's five goals.

Flank play was a central aspect of the Costa Rican attack, with midfielder Andy HERRON (No. 11) and wing back HERRERA along the right, and left wing back Dennis MARSHALL (No. 20) being particularly important. In this regard, HERRERA, who also played as a wide midfielder, was critical as a second-half substitute against more than one opponent, both created and scored goals. Left back MARSHALL, who did not play against El Salvador but who has been a regular in World Cup qualifying, pushed forward along the left. The good balance in Costa Rican flank attacks was seen in the high percentage of their goals that resulted from right and left side crosses.

The attack also was characterized by the movement of a variety of forwards – permanent starter SABORIO supported by the experienced LEDEZMA, Armando ALONSO (No. 14) and GRANADOS – who collectively roamed across the field in search of space. This movement allowed variation in the attack by providing passing options through central areas. It was the appreciation of space and movement that allowed all of these players, with the exception of LEDEZMA, who created a goal for HERRERA against Guadeloupe, to score.

Costa Rica used two goalkeepers during the group phase: Keilor NAVAS (No. 1) and Leonardo GONZALEZ (No. 12), both of whom were competent in their ball handling and distribution.

The Costa Ricans demonstrated a high level of physical fitness in their demanding opening match against El Salvador – played throughout at pace and with commitment. No doubt, the prospect of losing to a traditional rival played a role as the Ticos were forced to call upon a collective will power to rally against a very determined opponent – only to lose in the 86th minute. That they could immediately recover from such a stunning defeat to their less illustrious Central American rival to beat a stubborn Jamaica, was to their credit.

As in the beginning so too in the end, the Ticos played their part in a tough semifinal match against Mexico, displaying tremendous physical and mental stamina to force penalty kicks. While they may have lost to Mexico, Costa Rica could have won on another day and was undoubtedly among the cream of the tournament.

### Outstanding Players:

- **5 Celso BORGES:** Played further forward than Centeno when Costa Rica had possession, but also capable of playing in a deeper position like Centeno, with whom he exchanged positions; Good midfield/defender; Excellent passer and also scored goals
- **9 Alvaro SABORIO:** Very mobile, fast forward; Physical and combative; Relentless worker; Excellent target, skilful in possession, protected ball well
- **10 Walter CENTENO:** Very mobile and controlled flow and direction of possession from defense into midfield and to forwards; Worked very hard when defending; Skilful and calm in possession; Thoughtful, excellent passer

### Key Points:

- Disciplined, well-organised defence
- Immediate pressure after losing possession
- Rapid transition from defence to attack
- Excellent passing – good options for player in possession
- Attacks through the middle
- Attacks using the width
- Influential, strong, hard-working players
- Mental strength/attitude
- Good substitutions by the coach





**Head of Delegation/Jefe de Delegación:** Joseph RAMIREZ  
**TD/DT:** Rodrigo KENTON  
**Assistant Coaches/Asistente Técnicos:** Luis Diego ARNÁEZ, Victorino QUESADA  
**Goalkeeper Coach/Preparador de**

**Porteros:** Randall ARGUEDAS

**Coordinator/Coordinador:** Gustavo MORA

**Press Officer/Oficial de Prensa:** Gina ESCOBAR

**Doctor/Medico:** Alejandro RAMIREZ

**Trainers/Preparadores Físicos:**

Milton RIVAS, Oscar SEGURA

**Equipment Managers/Utileros:**

Giovanni CRUZ, Randall OBANDO



**Rodrigo KENTON**  
 (Costa Rica, 05.03.1955)

- 1990 National team (assistant coach)
- Mid-1990s CS Herediano, LD Alajuelense
- 1998 National team (Nigeria, asst coach)
- 2002 U-23 National team
- 2006 U-20 National team (Guatemala)
- since 2008 National team

No.	Name/Nombre	Pos.	D.O.B.	Club	SLV 1:2	JAM 1:0	CAN 2:2	GLP 5:1	MEX 1:1	TOTAL MIN
1	Keilor Navas	GK	15.12.1986	Deportivo Saprissa	90	RES	RES	90	120	300
2	Dario Delgado	DF	14.12.1985	Municipal Puntarenas FC	RES	90	RES	90	120	300
3	Jose Freddy Fernandez	DF	25.02.1974	Municipal Pérez Zeledon	90	90	90	90	120	480
4	Pablo Salazar	DF	21.11.1982	Liberia Mia	NEL	NEL	NEL	ABS	ABS	DNP
5	Celso Borges	MD	27.05.1988	Fredrikstad FK/NOR	90	90	90	90	120	480
6	Cristian Oviedo	MD	25.08.1978	LD Alajuelense	RES	NEL	NEL	90	120	210
7	Pablo Brenes	AT	04.08.1982	Brujas FC Escazú	18	NEL	RES	62	59	139
8	Esteban Granados	MD	25.10.1985	Cartago	NEL	RES	5	14	RES	19
9	Alvaro Saborio	AT	25.03.1982	FC Sion/SUI	90	90	90	90	120	480
10	Walter Centeno	MD	06.10.1974	Deportivo Saprissa	90	90	85	INJ	INJ	265
11	Andy Herron	AT	02.03.1978	CS Herediano	58	RES	90	76	89	313
12	Leonardo Gonzalez	DF	21.11.1980	Liberia Mia	90	RES	NEL	ABS	RES	90
13	Gonzalo Segares	DF	13.10.1982	Chicago Fire/USA	90	NEL	90	RES	RES	180
14	Armando Alonso	MD	21.03.1984	Deportivo Saprissa	NEL	52	38	68	68	226
15	Harold Wallace	DF	07.09.1975	Liberia Mia	32	90	70	90	120	402
16	Esteban Siras	DF	03.10.1980	Liberia Mia	72	78	90	INJ	INJ	240
17	Pablo Herrera	DF	14.02.1987	LD Alajuelense	90	38	20	28	61	237
18	Ricardo Gonzalez	GK	06.03.1974	CS Herediano	RES	90	90	RES	RES	180
19	Warren Granados	MD	06.12.1981	San Ramon	36	38	52	RES	31	157
20	Dennis Marshall	DF	08.09.1985	CS Herediano	RES	90	90	90	120	390
21	Froylan Ledezma	AT	02.01.1978	FC Trenkwalde/AUT	54	52	RES	22	52	180
22	Josimar Arias	MD	24.09.1986	Brujas FC Escazú	NEL	12	NEL	RES	ABS	12
23	Daniel Cambronero	GK	08.01.1986	Universidad de Costa Rica	NEL	NEL	NEL	ABS	ABS	DNP

## EL SALVADOR

El Salvador fielded a 4-5-1 (4-1-4-1) formation throughout the group phase of the tournament. This system was varied according to the state of play, particularly by the forward movement of midfielder Osael ROMERO (No. 8). Defensive duties by lone forward Williams REYES (No. 19) did not affect the team shape.

The Cuscatlecos enjoyed a stable selection as coach Carlos DE LOS COBOS based his team on the central midfield core of Ramon SANCHEZ (No. 7), Osael ROMERO (No. 8) and Christian CASTILLO (No. 17), supported by Alexander ESCOBAR (No. 2) and Jose HENRIQUEZ (No. 4) behind them in central defence and Williams REYES (No. 19) or Rudis CORRALES (No. 9) as the lone forward up front. This held true even after the massive workload necessary for the opening win against Costa Rica.

El Salvador played with a flat-back four and the defenders generally marked and covered each other well. Their individual defensive skills, particularly heading and challenging in one-on-one duels, also were competent. Over the course of the three matches, however, lapses in concentration inside the penalty area allowed goals by Costa Rica's Warren GRANADOS (No. 19) and Canada's Ali GERBA (No. 9), and Jamaica's Omar CUMMINGS (No. 22).

Like its group opponents, El Salvador relied heavily upon organization and pressure defense to protect its goal. Depending on the match and the opponent, the line of defense changed. Costa Rica was subjected to immediate pressure all over the field when El Salvador lost possession, but the team adopted a deeper defensive position against Canada and Jamaica. All players worked hard to quickly transition to defense and to maintain a compact team structure. The lone forward, Williams REYES (No. 19) exerted limited pressure up front to delay counter-attacks, sometimes supported by a midfielder. It was the five-man midfield, though, that assumed the main burden, working intensely to reduce space and time on the ball in the middle third.

El Salvador's midfield included several players with excellent technique to launch its attack. With quick transition, both centrally and wide, they caused serious problems for Costa Rica in their opening match, exploiting each zone for a goal apiece. However, despite its success in scoring the first goal against Costa Rica -- when Osael ROMERO (No. 8) ran on to a long goalkeeper clearance played on by Williams REYES (No. 19) behind the Ticos' defense to score with a brilliant individual effort -- El Salvador seemed content to pass the ball in front of opposing defenses and never consistently sought to explore space behind the defenders.

El Salvador benefited from Ramon SANCHEZ (No. 7), an excellent passer who initiated the attack and controlled its rhythm. The other central midfielders, Osael ROMERO (No. 8) and Christian CASTILLO (No. 17), played a more attacking role, using the lone forward Williams REYES (No. 19) or Rudis CORRALES (No. 9) as a foil to penetrate deep positions. It was exploiting this tactic that enabled Osael ROMERO (No. 8) to score twice against Costa Rica.



Goalkeeper Miguel MONTES (No. 1) was very competent during the tournament and could not be held responsible for any of the goals conceded by his team.

Willed on by an overwhelmingly supportive crowd, the Salvadorans relied upon admirable physical reserves and mental strength to overcome the favoured Costa Ricans in their opening match, winning with a late goal (86") after being subjected to tremendous pressure for much of the second half. This amply testified to the overall progress they have made in recent months to overcome their years of underachievement. However, the massive effort may have undermined subsequent performances as they faded in the late stages of their match against Canada, and never really challenged the physically stronger Jamaicans, who were able to take advantage of their tiredness to win in the 70th minute of the final match.

### Outstanding Players:

- **7 Ramon SANCHEZ:** Captain and central midfielder; team organizer; excellent in possession with calm temperament; always available, very good technique and excellent passer
- **8 Osael ROMERO:** Very mobile midfielder; hard worker; always willing to join lone forward in very advanced attacking positions; good goal scorer
- **17 Christian CASTILLO:** Dangerous player, excellent technique; runs with ball well and attacks defence; good crosses

### Key Points:

- Good links between the team lines
- Midfield pressing
- Constructive build-up play
- Rapid transition from defence to attack
- Attacks through the middle
- Attacks using the width
- Influential individual players
- Comfortable in possession when under pressure
- Good individual technique
- Mental strength/attitude



**Head of Delegation/Jefe de Delegación:**  
Victor MONTAGLIANI  
**TD/DT:** Stephen HART  
**Assistant Coach/Asistente Técnico:**  
Tony FONSECA  
**Goalkeeper Coach/Preparador de Porteros:** Paul DOLAN  
**Coordinator/Coordinador:**

Morgan QUARRY

**Press Officer/Oficial de Prensa:** Richard SCOTT

**Trainers/Preparadores Físicos:** Dwayne LAING,  
Ted TILBURY

**Equipment Manager/Utilero:** Mike MORETTO



**Carlos DE LOS COBOS**

(Mexico, 10.12.1958)

- 1994-1995 Tigres (Mexico)
- 1995-1996 America (Mexico)
- 1996 U-23 National team (Mexico)
- 1996-1998 National team (Mexico, asst coach)
- 1998 U-21 National team (Mexico)
- 1999 America (Mexico, assistant coach)
- 2000 Celaya (Mexico)
- 2002 U-21 National team (Mexico)
- 2003 Irapuato (Mexico)
- 2004 Querataro (Mexico)
- 2005 Lobos BUAP-Puebla (Mexico)
- since 2006 National team

No.	Name/Nombre	Pos.	D.O.B.	Club	CRC 2:1	CAN 0:1	JAM 0:1	TOTAL MINUTES
1	Miguel Angel Montes	GK	12.02.1980	Nejapa FC	90	90	90	270
2	Alexander Escobar	DF	04.04.1984	AD Isidro Metapán	90	RES	90	180
3	Marvin Rene Gonzalez	DF	17.04.1982	CD F.A.S.	90	90	71	151
4	Jose M. Henriquez	DF	24.05.1987	CD F.A.S.	1	90	90	181
5	Luis Miguel Hernandez	DF	09.02.1985	CD Aguila	NEL	ABS	ABS	DNP
6	Julio Enrique Martinez	MD	08.07.1985	AD Isidro Metapán	61	INJ	INJ	61
7	Ramon Alfredo Sanchez	MD	25.05.1982	Alianza FC	90	90	44	224
8	William Osael Romero	MD	18.04.1986	Vista Hermosa	90	90	90	180
9	Rudis Alberto Corrales	AT	06.11.1979	CD Aguila	29	27	90	146
10	Eliseo Quintanilla	MD	05.02.1983	CD Aguila	ABS	ABS	ABS	DNP
11	Rodolfo Antonio Zelaya	AT	03.07.1988	Alianza FC	NEL	NEL	90	90
12	Manuel Alejandro Salazar	DF	23.01.1986	CD Luis Angel Firpo	90	90	90	180
13	Deris Ariel Umanzor	DF	07.01.1980	CD Aguila	NEL	NEL	90	90
14	Dennis Alas	MD	10.01.1985	CD Luis Angel Firpo	11	44	RES	55
15	Alfredo Pacheco	DF	01.12.1982	New York Red Bulls/USA	90	90	RES	180
16	Oscar Armando Jimenez	MD	18.04.1979	Alianza FC	RES	RES	RES	DNP
17	Christian Giovanni Castillo	AT	27.06.1984	Alianza FC	79	63	74	216
18	Salvador Arturo Coreas	MD	29.09.1984	Vista Hermosa	90	90	16	196
19	Williams Enrique Reyes	AT	30.10.1976	AD Isidro Metapán	89	88	19	196
20	Victor Samuel Turcios	DF	13.04.1988	CD Luis Angel Firpo	RES	RES	46	46
21	William Torres	MD	27.10.1976	CD Aguila	NEL	46	ABS	46
22	Benji Villalobos	GK	16.11.1979	CD Aguila	RES	RES	RES	DNP
23	Herbeth Antonio Barrera	AT	17.03.1987	CD Luis Angel Firpo	RES	2	ABS	2



## GRENADA

With plenty of advance notice of the opponent, Grenada coach Tommy TAYLOR began this game with a 4-4-1-1 defensive approach. He left some of his strikers on the bench in an attempt to avoid giving up an early goal. However, despite the defensive posture, the Americans still produced a strike by the seventh minute which totally baffled the Grenada players. Led by captain Anthony MODESTE (No. 11), however, Grenada was able to create some opportunities near the American goal. Unfortunately, the American superiority in the handling of the ball and the rotation of its players made Grenada's lines to fall steadily into errors and to allow three more goals.

With the experience of its first match, the Grenada coach attempted to be more offensive by playing peer-to-peer against Haiti. Shane RENNIE (No. 25) and Michael MARK (No. 19) joined the movements of Anthony MODESTE (No. 11) thereby creating danger near Haiti's goal, but a defensive error resulted in a goal, and while the team did not cease in struggling for a single minute, it conceded one more.

By the final game against Honduras, Grenada had nothing else to lose and tried to play its Central American rival with more intelligence and in a more comprehensive manner. But the strength of the Honduran attack allowed no freedom offensively and Grenada again allowed four goals, two in the first 25 minutes

Against the USA, Grenada used kept several players strictly on defense; Cassim LANGAIGNE (No. 4), Jason JAMES (No. 5), Byron BUBB (No. 7), and Marc MARSHALL (No. 6). But by its final game against Honduras, many of those players were replaced with more offensive options such as: Shane RENNIE (No. 25), Jake RENNIE (No. 20), and Lyndon ANTOINE (No. 18). Only Cassim LANGAIGNE (No. 4) returned.

Grenada used several and different formations against the USA, but after it allowed four goals, it approached its other matches with a more consolidated defensive approach, grouping excessively in the back in an effort to protect its goal. But since it rarely varied, the tactic routinely resulted in a loss of shape.

Against Haiti and Honduras, Grenada intended to have more men in the attack by positioning wing defenders to have a better attack on the flanks. However the 4-3-3 and 4-3-4 formations rarely fully developed since its main concern was first and foremost not to allow a goal. The goalkeeper averted more lopsided scores with a number of good saves.

The players are young - although not very strong, but athletic. They support each other and have a good team spirit, because, despite errors, do not recriminate each other and continue to fight. They do not lose their poise by



kicking or assaulting their opponents. For them, having participated in the Gold Cup is an experience and they must continue to work with what they have learned.

### Outstanding Players:

- **11 Anthony MODESTE:**

Leader, was never brilliant, but he could be

- **23 Patrick MODESTE:**

Works hard, runs, does not decline in performance

### Key Points:

- Deep defensive block
- Good crosses
- Attacks through the middle
- Athletic players
- Players with pace
- Excellent team spirit



**Head of Delegation/Jefe de Delegación:** Noel GODWIN  
**TD/DT:** Tommy TAYLOR  
**Assistant Coach/Asistente Técnico:** David MUNRO  
**Goalkeeper Coach/Preparador de Porteros:** Kellon BAPTISTE  
**Trainer/Preparador Físico:** Jerry ALEXIS  
**Equipment Manager/Utilero:** Kerlon PETERS



**Tommy TAYLOR**  
 (England, 26.09.1951)

- 1984-1986 Charlton (England)
- 1986-1989 Hamilton (New Zealand)
- 1989-1992 Tampines Rovers (Singapore)
- 1992-1994 Maidstone (England)
- 1994-1995 Cambridge (England)
- 1995-2000 Leyton Orient (England)
- 2000-2001 Darlington (England)
- 2004 King's Lynn (England)
- 2005-2006 Peterborough (England)
- 2008-2009 National team (Tanzania)
- since 2009 National team

No.	Name/Nombre	Pos.	D.O.B.	Club	USA 0:4	HAI 0:2	HON 0:1	TOTAL MINUTES
1	Andre Baptiste	GK	15.04.1977	Harrow Borough FC/ENG	RES	ABS	90	90
4	Cassim Langainge	DF	27.02.1980	Hurricane FC	90	90	90	270
5	Jason James	DF	25.02.1982	Hurricane FC	90	26	ABS	106
6	Marc Marshall	DF	24.12.1985	Grenada Boys Secondary School	90	90	RES	180
7	Byron Bubb	MD	17.12.1981	AFC Wimbledon/ENG	90	90	ABS	180
8	Delroy Facey	AT	22.04.1980	Notts County FC/ENG	ABS	90	90	180
9	Ricky Charles	MD	19.06.1975	Queens Park Rangers FC	90	90	RES	180
10	Kithson Bain	AT	26.05.1982	Ball Dogs FC	56	71	RES	127
11	Anthony Modeste	DF	30.08.1975	Portmore United FC/JAM	90	90	90	180
12	Marcus Julien	AT	30.12.1986	Eagles Super Strikers	56	19	85	160
13	Dwayne Leo	MD	28.06.1982	South Stars FC	RES	22	ABS	22
14	Denron Daniel	AT	14.03.1989	Hard Rock FC	34	RES	RES	34
15	Rimmel Daniel	DF	28.01.1991	Gillingham FC	RES	64	5	69
16	Kwasi Paul	MD	02.09.1987	no club	RES	ABS	90	90
17	Euon Brown	MD	09.07.1987	no club	ABS	RES	90	90
18	Lyndon Antoine	MD	18.03.1986	no club	ABS	RES	65	65
19	Michael Mark	DF	21.04.1986	Eagles Super Strikers	RES	RES	90	90
20	Jake Rennie	AT	30.01.1983	no club	34	ABS	25	59
23	Patrick Modeste	DF	30.09.1976	Queens Park Rangers FC	90	68	90	248
25	Shane Rennie	MD	14.12.1986	ASOMS Paradise FC	90	90	90	270
30	Desmond Noel	GK	28.11.1974	Queens Park Rangers FC	90	90	ABS	180
33	Josh Charles	GK	29.11.1990	Hard Rock FC	ABS	RES	RES	DNP

## **GADELOUPE**

Guadeloupe utilized a 4-5-1 tactical formation, and often changed to a 4-4-2 when trailing.

Guadeloupe's defenders worked well one-on-one against opponents, but as a unit they were porous and not well organized. Its best defense was its attack. Unfortunately, when it adopted a more defensive posture, rather than pressing the attack, it created problems. They also did not have enough depth. Michael TACALFRED (No. 3) did not play against Mexico, creating a hole on the right side. And when Alain VERTOT (No. 6) received a second yellow against Mexico, it meant made him unavailable for the quarterfinal match against Costa Rica. Guadeloupe was never able to replace these two important players, and suffered according. Their two defensive midfielders worked well on defending with Thomas GAMINETTE (No. 18) providing balance.

Guadeloupe's attack was more than capable of producing great sequences. Two-way midfielder and captain Stephane AUVRAY (No. 8) directed the offense from the middle and was well supported by David FLEURIVAL (No. 12), and defender Michael TACALFRED (No. 3) dangerously overlapping on the right flank. On the left flank Mickael ANTOINE-CURIER (No. 11) was very dangerous taking players one-on-one, combining to free himself and deliver a good cross, and to roam the field as a second forward. He positioned himself on the right flank to trade places with Loic LOVAL (No. 7), who was a bit more subdued but also dangerous in the transition going forward. The forwards, Mickael ANTOINE-CURIER (No. 11) and Larry CLAVIER (No. 20), a great option of the bench, were both big, fast and dangerous, with Ludovic GOTIN (No. 9) being the less effective of the three. Perhaps pairing Courier and Clavier would have been a better combination, but they never had the chance of playing together in this tournament.

The goalkeeping was not extraordinary, but also did not have a negative impact on the team's performance. The goals conceded were not as a result of bad goalkeeping.

They were committed to have a good tournament and to showcase themselves in the best possible way, but some players were not as strong as others when trailing and facing defeat.

Overall Guadeloupe were fit, but lacked depth.



### **Outstanding players:**


- **8 Stephane AUVRAY:**  
Great two-way midfielder
- **10 Aurelien CAPOUE:**  
Good left-footed player, dribbling and crossing
- **20 Larry CLAVIER:**  
Strong forward

### **Key Points:**

- Rapid transition from defence to attack
- Counter-attacks
- Ability to change direction/pace suddenly
- Good crosses
- Defence-splitting passes
- Attacks using the width
- Good wing play
- Influential individual players
- Good individual technique
- Athletic players



**Head of Delegation/Jefe de Delegación:** Joseph SENE  
**TD/DT:** Roger SALNOT  
**Assistant Coach/Asistente Técnico:** Daniel ARISTE  
**Coordinator/Coordinador:** Alex PARNASSE  
**Doctor/Medico:** Jean-Jacques GALLAIS  
**Trainers/Preparadores Fisicos:** Jean-Bernard CORNELY,  
 Francois MOUEZA



**Roger SALNOT**  
 (Guadeloupe, 16.11.1952)

• since 2001 National team

No.	Name/Nombre	Pos.	D.O.B.	Club	PAN 2:1	NCA 2:0	MEX 0:2	CRC 1:5	TOTAL MINUTES
1	Yohan Bus	GK	12.02.1986	no club	RES	RES	RES	RES	DNP
2	Meddy Lina	DF	11.01.1986	Evolucas	RES	ABS	90	RES	90
3	Michael Tacalfred	DF	23.04.1981	Reims/FRA	90	66 Y/R	NEL	90	246
4	Cedric Avinel	DF	11.09.1986	FC Gueugnon/FRA	90	90	RES	90	270
5	Eddy Viator	DF	06.02.1982	Amiens SFC /FRA	90	90	90	90	270
6	Alain Vertot	DF	14.11.1972	Etoile de Morne-à-l'Eau	1	19	72 Y/R	NEL	92
7	Loic Loyal	AT	28.09.1981	FC Utrecht/NED	89	53	INJ	75	217
8	Stephane Auvray	MD	04.09.1981	Vannes Olympique Club/FRA	90	90	90	90	360
9	Ludovic Gotin	AT	25.07.1985	CS Moulien	RES	90	19 R	NEL	109
10	Aurélien Capoue	MD	28.02.1982	FC Nantes/FRA	90	77	INJ	90	257
11	Mickaël Antoine-Curier	AT	05.03.1983	Dundee FC/SCO	66	RES	64	23	153
12	David Fleurival	MD	19.02.1984	RAEC Mons/BEL	77	90	90	ABS	257
13	Jean-Luc Lambourde	MD	10.04.1980	Marie Galante	ABS	ABS	15	10	25
14	Willy Laurence	DF	03.04.1984	Etoile Morne-à-l'Eau	ABS	RES	RES	RES	DNP
15	Miguel Comminges	DF	16.03.1982	Cardiff City FC/WAL	90	90	90	90	360
16	Marius Fausta	GK	28.04.1973	Evolucas	90	90	90	90	360
17	Lery Hannany	MD	01.10.1982	Racing Club	RES	RES	56	RES	56
18	Thomas Gamiette	MD	21.06.1986	Reims/FRA	90	37	90	80	297
19	Grégory Gendrey	MD	10.07.1986	Evolucas	ABS	13	75	15	103
20	Larry Clavier	MD	09.01.1981	no club	24	ABS	34	67	125
21	Fabien Jerome	DF	12.02.1986	no club	ABS	ABS	INJ	ABS	DNP
22	Alexandre Alphonse	AT	17.06.1982	FC Zürich/SUI	13	71	INJ	90	174
23	Cedric Celigny	GK	18.04.1981	Juensee Evolution	ABS	ABS	ABS	ABS	DNP



## HAITI

Haiti showed an ambition from its opening match, a 1:0 loss to Honduras, and demonstrated a capacity to go beyond the group stage since the goal it allowed was momentary defensive lapse. It was an even game, with hits and misses from both teams. The Haitian defense was always well anchored and commanded by its captain, Pierre-Richard BRUNY (No. 13), supported by Frantz GILLES (No. 3), Frantz BERTIN (No. 6), and Edneron RAYMOND (No. 15). It fared well in the air, and its midfielders, James MARCELIN (No. 12) and Brunel FUCIEN (No. 7), supported both the attack and defense, recovering balls or launching counterattacks. Neither of its attackers, Leonel SAINT-PREUX (No. 9) nor Fabrice NOEL (No. 11), scored against Honduras but proved their value against USA and were particularly effective against the USA. Its system benefited from the performance of goalkeeper Dominique JEAN-ZEPHIRIN (No. 18), whose long clearances provided some of its best opportunities.

Against Grenada, its rapid counterattacks quickly created opportunities and provided a goal in the 13th minute, which resulted from a regrettable and innocent failure by a Grenada defender. Because of the little resistance found, Haiti was able to retrieve the ball anywhere on the field, and frequently sent balls for heading opportunities for its front line, creating more dangerous chances in a 2-0 victory.

By the final group game against USA, Haiti had settled into its system, was aware of its potential and adjusted its personnel to get a good result against the Americans. This was the most exciting and best played game by these two teams in the first phase.

While Haitians started with a seemingly defensive 4-4-2 formation, it abandoned it quickly and immediately began pressing the Americans all over the field in an attempt to force turnovers and recover the ball. The USA, however, was very well anchored, and despite the pressure, dominated the game and possession, to the extent that it created a goal in less than five minutes. Stuart HOLDEN (No. 10) delivered a magnificent depth pass through the middle to Davy ARNAUD (No. 22), whose goal suggested the score would increase because of the numerous opportunities the USA was creating but not exploiting. By the 30th minute, the Haitians employed a frantic pressure, recovering the ball quickly to launch rapid counterattacks to Leonel SAINT-PREUX (No. 9) and Fabrice NOEL (No. 11), unsettling the Americans, who could not find a way to neutralize them.

The Haitians made an impressive physical effort from the start, which was rewarded in the 40th and 48th minutes. From that point, the match became quite competitive, with good chances at both ends. Haiti began to dominate based on its physical and technique, including possession. USA coach Bob BRADLEY reacted by replacing right-sided winger Santino QUARANTA (No. 20) with defensive midfielder Kyle BECKERMAN (No. 5), who combined with Stuart HOLDEN (No. 10), the best American midfielder. He also inserted central forward Charlie DAVIES (No. 9) for Kenny COOPER (No. 17) and the play became more even.

Those changes resulted in a spark for the American

team, which started pressing, recovering balls and rotating, making the Haitians' fatigue more visible, mostly notably by their frequent cramping. Haitian coach Jairo RIOS retained his last substitution, rather than supplying fresh legs and support in order to maintain the lead. The Americans, however, continued to press their attack, orderly but intensely, up to and including second-half injury time. Stuart HOLDEN (No. 10), finally capitalized, surprising the Haitian goalkeeper by running onto a loose ball and launching a right-footed strike from outside the penalty area that equalized.

A great game, although fiercely contested, but fair and well played by the two teams.

The result against the USA gave indications that Haiti would provide a stern test against another favorite, Mexico. Recognizing the counterattack was its most effective weapon, Haiti tried the tactic from the beginning. But Mexico clearly had scouted the Haitians, and effectively negated the attempt.

Haiti had little possession and was unable to assert any control of the game due to the Mexicans' ability to rotate the ball from one side to the other, with its midfielders supporting its strikers, which created quick overflows and counterattacks. It attempted to counterattack itself by forcing turnovers, individually and collectively, that did not work either. Haiti's forwards turned defensive with both wings assisting, but they were still overwhelmed with the individual technique and collective overflow from the Mexicans, and found it impossible to create anything threatening, losing possession constantly or giving the ball away.

Mexico scored almost at will, two of the goals on spectacular individual efforts, completing a 4:0 result that eliminated Haiti, which never appeared to give up.

### Outstanding players:

- **9 Leonel SAINT-PREUX:** A strong, fast striker with a clever touch and tenacity. He distributes to the sides and often tries to combine with Fabrice NOEL (No. 11), either by scoring himself or making a pass for someone else.
- **12 James MARCELIN:** Good first touch, with an ability to shed his marker to get forward and advance the ball to his teammates. Often pushes forward but also supports defensive operations.
- **11 Fabrice NOEL:** Similar to Leonel SAINT-PREUX (No. 9). Attacks from the sides and does well in the air. Looks to combine with Leonel SAINT-PREUX (No. 9) and Mones CHERY (No. 14) while probing gaps behind the defense.
- **14 Mones CHERY:** Tireless in recovering balls; He is adept at long balls and pushes near goal to shoot with technique and strength.

### Key Points:

- Good links between the team lines
- High pressing
- Rapid transition from defence to attack
- Counter-attacks
- Attacks using the width
- Rapid transition from attack to defence
- Aerial dominance in defence
- Athletic, determined, influential players



**Head of Delegation/Jefe de Delegación:**

Yves Jean BART

**TD/DT:** Jairo RIOS**Assistant Coach/Asistente Técnico:**

Jairo OSSA

**Goalkeeper Coach/Preparador de****Porteros:** Augustin CLAMARD**Team Manager/Gerenta del Equipo:**

Jean Roland DARTIGUENAVE

**Doctor/Medico:** Henry Jean-Marie FIRITZ**Trainers/Preparadores Fisicos:**

Eric SIMEON, Coissi TOUSSAINT

**Equipment Manager/Utilero:** Ernest BEAUVAIS**Jairo RIOS**

(Colombia, 26.10.1945)

• 2009- National team

No.	Name/Nombre	Pos.	D.O.B.	Club	HON 0:1	GRN 2:0	USA 2:2	MEX 0:4	TOTAL MINUTES
1	Occenat Peterson	GK	03.12.1989	Aigle Noir AC	RES	RES	RES	RES	DNP
2	Evans Prophete	MD	06.01.1980	Aigle Noir AC	INJ	ABS	ABS	RES	DNP
3	Frantz Gilles	DF	01.11.1977	Cavalry AS	90	90	90	90	360
4	Jean Pavlin	DF	03.05.1986	no club	RES	ABS	RES	RES	DNP
5	Lesly Fellingno	DF	29.09.1985	no club	RES	RES	RES	RES	DNP
6	Bertin Frantz	DF	30.05.1983	OFI Crete/GRE	90	90	90	90	360
7	Fucien Brunel	MD	26.09.1984	Aigle Noir AC	90	69	RES	22	181
8	Judelin Aveska	DF	21.10.1987	Independiente Rivadavia/ARG	40	90	90	90	310
9	Leonel Saint-Preux	AT	12.02.1985	Minnesota Thunder/USA	90	90	84	90	354
10	Robin Jerome	AT	26.04.1987	no club	14	21	RES	11	46
11	Fabrice Noel	AT	21.07.1985	Puerto Rico Islanders/PUR	76	88	78	79	321
12	James Marcelin	MD	13.06.1986	Puerto Rico Islanders/PUR	90	90	90	90	360
13	Pierre-Richard Bruny	DF	06.04.1972	Don Bosco	90	90	90	90	360
14	Mones Chery	MD	02.12.1981	Aigle Noir AC	RES	40	90	58	188
15	Edneron Raymond	DF	19.05.1985	Baltimore de St-Marc	90	90	90	90	360
16	Markorel Sampour	MD	20.03.1986	Violette AC	29	ABS	6	32	67
17	Exume Simson	DF	04.10.1988	no club	INJ	ABS	ABS	ABS	DNP
18	Jean Dominique Zephirin	GK	30.06.1982	no club	90	90	90	90	360
19	Vaniel Sirin	DF	26.10.1989	Tempête FC	50	50	90	90	360
20	Jean Marc Alexandre	AT	24.08.1986	Real Salt Lake/USA	61	RES	ABS	ABS	61
21	Pierre-Louis Wings	GK	25.06.1982	AS Mirebalais	INJ	ABS	ABS	ABS	DNP
22	Philbert Merceus	MD	10.11.1981	no club	ABS	2	ABS	ABS	2
23	Abel Thermeus	AT	19.01.1983	Debreceni Vasutas SC/HUN	INJ	RES	12	ABS	12



# HONDURAS

In the first match against Haiti, Honduras tried to impose its 4-3-3 scheme and played the counterattack, as did the Haitians, because this was their first game, they were slow and failed many passes. Only when they had the opportunity of a free kick, handled with a header by Carlos COSTLY (No.13), did they scored the goal which meant the victory.

The mobilization of Walter MARTINEZ (No.15), Carlo COSTLY and Roger ESPINOZA (No. 23) in the front, disconcerted the Haitian back, who had trouble trying to mark the Hondurans who changed positions and sought deep passes to cause damage. Honduras well planted defensive quashed the Haitian attacks.

To confront the USA, Honduras raised a more defensive formation, leaving one man forward, and tried to do what they do best, counterattack. they captured the ball at various sectors of the pitch and by exerting pressure over the American team, arrived several times near their goal benefiting from the dangerous moves of Walter MARTINEZ who while escaping from the marking running from the sideline to the center, was able to receive a great deep pass while he was completely alone and with all the advantages over the American goalkeeper, however, he was not able to score and that was probably one of the reasons why the game turned around.

From that moment on, the attack turned overwhelming on the part of the Americans, who based upon triangular passes, good management and control of the ball, confused the Hondurans and in 4 minutes, at the 74th and the 78th, logged them both goals with which the Hondurans lost the game.

Patience and tactical order from the USA team, made the Hondurans almost always late to finish their plays and unable to recover the ball. Its defensive was constantly shattered but thanks to their goalkeeper Donis ESCOBER (No. 22) the score was not larger.

For the match against Grenada already having 3 points, Honduras came out confident knowing with a tie or win, they could advance to the next round, the Grenadian team appeared to be the ideal rival to achieve this.

Honduras came out quickly and in the second minute a counterattack by Allan LALIN (No. 8) sent a deep pass behind the Grenadine's defense for Walter MARTINEZ to score the first goal. From then on, Honduras frequently attacked, Grenada tried to respond but with a deflated spirit, limited tactical, technical and physical resources could not respond. The goals continued including rebound shot off a saved penalty by COSTLY in the 4-0 win.

The Hondurans usually start their games with a 4-2-4 formation, but immediately changed to a 4-3-3 which almost always works, and depending on the rival, add the number of men necessary to attack.

Defensively Honduras is excellent, starting with goalkeeper Donis ESCOBER who showed leadership, and was reliable in knowing how to cover his goal. At times he would leave his position to play defense. ESCOBER will launch his clearances deep to start counterattacks and

change the pace of the match. Honduras plays with a line of 4 backs, who go up the field to support the midfielders and that allows them to apply a good marking by area and individually over the opponent's front. Recovering the ball, they know where to launch it, because their strikers are unmarked and are known. They have a solid line, its feature is not the speed but their strength and marking are good, since they jump well and often win the ball, even though they are a little slow to unfold.

Osman CHAVEZ (No.2), Erick NORALES (No. 5), Mariano ACEVEDO (No.11) and Nery MEDINA (No.16) all maintained the order and tactical discipline at the midfield. Against the USA, Melvin VALLADARES (No. 18) and Carlos PALACIOS (No. 14) took over the frontline, along with Walter MARTINEZ, Carlo COSTLY and Roger ESPINOZA.

Offensively, Walter MARTINEZ moves by the flanks and receives the ball, leads and passes it, while creating chances at goal when the occasion arises. Carlo COSTLY and Roger ESPINOZA were always kept unmarked according to the movements of Walter MARTINEZ as he appears to lead the ball or to finish a play.

Physically the Hondurans are strong with good height and speed. They are skillful in man-on-man situations with forceful opportunities when presented. Using good teamwork and determination distributing the ball, Honduras dominate the system applied by their coach Reinaldo RUEDA.

### Outstanding players:

- **13 Carlo COSTLY:** Good receiver, heads well, good combination with Walter MARTINEZ and Roger ESPINOZA
- **15 Walter MARTINEZ:** Captain and leader, moves well on all sides, skilled in one-on-one situations, fights for balls and retrieves them, focused, crosses well; Able to elude his marker and score.
- **23 Roger ESPINOZA:** Ideal complement, to COSTLY and MARTINEZ. Helps his midfield and defense, gets unmarked to receive, has good control of the ball

### Key Points:

- Good links between the team lines
- Excellent link-up play between strikers
- Deep defensive block
- Immediate pressure after losing possession
- Rapid transition from defence to attack
- Counter-attacks
- Defence-splitting passes
- Influential individual players
- Attacking power in one-on-one situations
- Athletic players



**TD/DT:** Reinaldo RUEDA

**Assistant Coach/Asistente Técnico:** Alexis MENDOZA

**Goalkeeper Coach/Preparador de Porteros:** Pedro ZAPE

**Press Officer/Oficial de Prensa:** Edwin BANEGAS

**Doctor/Medico:** Raul PEREZ

**Trainers/Preparadores Fisicos:** Mauricio SUAZO, Carlos Eduardo VELASCO

**Equipment Manager/Utilero:** Jaime VARELA



**Reinaldo RUEDA**

(Colombia, 16.04.1957)

- 2000-2004 U-20 National team (Colombia)
- 2004-2006 National team (Colombia)
- since 2007 National team

No.	Name/Nombre	Pos.	D.O.B.	Club	HAI 1:0	USA 0:2	GRN 4:0	CAN 1:0	USA 0:2	TOTAL MIN
1	John Alston Bodden	GK	03.10.1981	CD Victoria	NEL	ABS	ABS	RES	ABS	DNP
2	Osman Danilo Chavez	DF	29.07.1984	CD Platense	90	90	70	90	90	430
3	David Alejandro Molina	DF	14.03.1988	CD Motagua	RES	RES	RES	RES	RES	DNP
4	Johnny Palacios	DF	20.12.1986	CD Olimpia	RES	RES	20	9	RES	29
5	Erick Norales	DF	11.02.1985	CD Marathon	90	90	90	90	90	450
6	Juan Carlos Garcia	DF	08.03.1988	CD Marathon	NEL	ABS	45	RES	RES	45
7	Rigoberto Padilla	MD	01.12.1985	CD Olimpia	NEL	20	RES	NEL	ABS	20
8	Allan Moises Lalin	AT	05.01.1981	Real CD España	61	25	90	18	1	195
9	Carlos Mejia	AT	29.09.1983	CD Marathon	RES	ABS	ABS	1	90	91
10	Marvin Antonio Chavez	AT	03.11.1983	CD Marathon	23	65	ABS	81	85	254
11	Mariano Eli Acevedo	DF	09.01.1983	CD Marathon	90	90	90	90	90	450
12	Ricardo Gabriel Canales	GK	30.05.1982	CD Motagua	RES	RES	RES	NEL	RES	DNP
13	Carlo Costly	AT	18.07.1982	GKS Be chatów/POL	90	79	90	90	90	439
14	Carlos Yovani Palacios	DF	30.01.1982	Real CD España	90	90	45	90	90	405
15	Walter Martinez	AT	24.03.1982	Alavez/ESP	90	90	81	72	80	413
16	Nery Medina	DF	05.08.1982	Real CD España	90	90	90	90	90	450
17	Miguel Angel Castillo	MD	30.09.1983	CD Motagua	8	ABS	ABS	NEL	ABS	8
18	Melvin Valladares	MD	14.07.1984	Real CD España	82	90	90	90	89	441
21	Luis Ramos	DF	11.04.1985	Debreceni Vasutas SC/HUN	NEL	RES	ABS	NEL	ABS	DNP
22	Donis Escobar	GK	03.02.1981	CD Olimpia	90	90	90	90	90	450
23	Roger Espinoza	MD	25.10.1986	Kansas City Wizards/USA	67	70	90	89	10	326
24	George Welcome	AT	09.03.1985	CD Motagua	29	11	RES	RES	5	45
25	Luis Alfredo Lopez	AT	29.08.1981	CD Marathon	NEL	ABS	9	NEL	ABS	9

## JAMAICA

Jamaica fielded a 3-5-2 formation for its opening match but turned to a more daring 3-4-3 formation in search of a win against Costa Rica. The Jamaicans returned to their favoured 3-5-2 for the final group match against El Salvador.

Whatever the formation, the team was based on a stable core of experienced players. Against El Salvador Omar CUMMINGS (No. 22) and Nicholas ADDLERY (No. 19) were brought in to add pace and directness to the forward line, but the essential selection included Tyrone MARSHAL (No. 14), Damion STEWART (No. 3) and Claude DAVIS (No. 4) at the back; veteran captain Ricardo GARDNER (No. 15), Jason MORRISON (No. 7), Rodolph AUSTIN (No. 17) and Demar PHILLIPS (No. 12) in midfield; with Luton SHELTON (No. 11) and Ricardo FULLER (No. 10) up front. In Donovan RICKETTS (No. 1), Jamaica had arguably the best goalkeeper in the group.

Defense was Jamaica's strength. The Jamaicans conceded only two goals in three matches. The three-man defense played in line. With an imposing physical presence, they individually were very difficult to beat in one-on-one situations and in the air. The midfield organization varied. In the opening match, it used two defensive midfielders, while against Costa Rica and El Salvador it used one. In both situations the flank players were expected to cover the sides since Jamaica did not include wing backs.

Generally, Jamaica defended from the middle third and maintained good contact between the lines. Defense was a collective enterprise with the forwards applied early pressure, while the midfielders organized to defend the space in midfield.

The inability to score undermined Jamaica's progress. In each match, it failed to create opportunities.

Jamaica based its attack on possession built from the back, with one of the central midfielders – Rodolph AUSTIN (No. 17), when he was on the field – initiating the attack after receiving the ball from the defenders. Against Canada, the transition to offense often was too slow to exploit the limited space in the opposing defense as the midfielders failed to exploit the initiative, passing the ball square and backward. Jamaica had a tactic to use the speed available on the flank, Jermaine JOHNSON (No. 16), Demar PHILLIPS (No. 12), and Jamal CAMPBELL-RYCE (No. 8) – as well as Luton SHELTON (No. 11), who created Jamaica's one goal up front.

Jamaica attempted to play quicker vs Costa Rica, posing problems for the Ticos, even after being reduced to 10 men. They were more direct, and successful, against El Salvador, scoring on a rapid counterattack. After scoring, they pressed forward looking for more goals but to no end.



Donovan RICKETTS (No. 1) a high level technician, he was excellent in his positional play and ball handling, accurate in his distribution, displayed razor sharp reflexes and, bar one incident in the El Salvador match when he confronted the referee, displayed an extremely calm temperament.

The Reggae Boyz started the tournament poorly and struggled to score goals thereafter, losing their first two matches. This did not undermine their mental approach, however, and they went into the final match with the clear intention of claiming a victory. Their insistent performance against El Salvador – they did not win the match until the 70th minute - demonstrated a mental strength that matched their undoubted athleticism, speed and strength.

### Outstanding players:

- **1 Donovan RICKETTS:** Excellent technique, distribution and reflexes. Calm temperament. I wish to add: excellent positional play
- **8 Jamal CAMPBELL-RYCE:** Hard-working wide midfielder; quick and skilful; presented useful options for attack and worked backward to defend deep positions.

### Key Points:

- Good links between the team lines
- High defensive line, goalkeeper covered the space behind the defence well
- Immediate pressure after losing possession
- Rapid transition from defence to attack
- Width of the pitch used well – wingers attack the goal, are able to cut in, good in one-on-one situations
- Influential goalkeeper
- Aerial dominance in defence
- Athletic players
- Players with pace
- Determination



**Head of Delegation/Jefe de Delegación:** Horace BURRELL  
**TD/DT:** Theodore Whitmore  
**Assistant Coach/Asistente Técnico:** Bradley STEWART  
**Goalkeeper Coach/Preparador de Porteros:** Warren BARRETT

**Delegate/Delegado:** Raymond ANDERSON  
**Coordinator/Coordinador:** Howard BELL  
**Press Officer/Oficial de Prensa:** Nodley WRIGHT  
**Doctor/Medico:** Charlesworth ROBERTS  
**Trainer/Preparador Fisico:** Juan Pablo CAMARGO  
**Equipment Manager/Utilero:** Norman STONE



**Theodore WHITMORE**  
 (Jamaica, 05.08.1972)

- 2005- SEBA United
- 2008 National team (interim)
- 2008-2009 National team (assistant coach)
- since 2009 National team

No.	Name/Nombre	Pos.	D.O.B.	Club	CAN 0:1	CRC 0:1	SLV 1:0	TOTAL MINUTES
1	Donovan Ricketts	GK	06.07.1977	Los Angeles Galaxy/USA	90	90	90	180
2	Eric Vernon	DF	04.07.1987	Portmore United FC	RES	NEL	RES	DNP
3	Damion Stewart	DF	18.08.1980	Queens Park Rangers/ENG	90	69	NEL	159
4	Claude Davis	DF	06.03.1979	Crystal Palace/ENG	82	90	INJ	172
5	Ian Goodison	DF	21.11.1972	Tranmere Rovers/ENG	ABS	NEL	NEL	DNP
7	Jason Morrison	MD	07.06.1984	Ferencvarosi TC/HUN	90	45	90	225
8	Jamal Campbell-Ryce	MD	06.04.1983	Burnley/ENG	14	RES	68	82
10	Ricardo Fuller	AT	31.10.1979	Stoke City/ENG	90	45	85	220
11	Luton Shelton	AT	11.11.1985	Aalborg/DEN	90	21	90	201
12	Demar Phillips	DF	23.09.1983	Aalesunds FK/NOR	90	90	90	270
13	Duwayne Kerr	GK	16.01.1987	Portmore United FC	ABS	NEL	NEL	DNP
14	Tyrone Marshall	DF	12.11.1974	Seattle Sounders FC/USA	90	90	90	270
15	Ricardo Gardner	DF	25.09.1978	Bolton Wanderers/ENG	90	90	78	258
16	Jermaine Johnson	MD	25.06.1980	Sheffield Wednesday/ENG	76	90	22	188
17	Rodolph Austin	MD	01.06.1985	SK Brann/NOR	71	35 R	NEL	106
18	Rafe Wolfe	MD	19.12.1985	Ferencvarosi TC/HUN	RES	RES	RES	DNP
19	Nicholas Addlery	AT	07.12.1981	Puerto Rico Islanders/PUR	RES	45	12	57
20	Oneil Thompson	DF	11.08.1983	Notodden FK/NOR	19	45	90	154
21	Dwayne Miller	GK	14.07.1987	Harbour View FC	RES	RES	RES	DNP
22	Omar Cummings	AT	13.07.1982	Colorado Rapids/USA	8	90	90	188
23	Dane Richards	AT	14.12.1983	New York Red Bulls/USA	RES	RES	5	5
24	Shavar Thomas	DF	29.01.1981	Chivas USA	ABS	ABS	90	90



# MEXICO

Considered by many to be the “Giant of CONCACAF” now five-time Gold Cup champion, Mexico came into the tournament with something to prove. Following a string of unfavorable results and a recent coaching change, “El Tri” needed stability and consistency. Coach Javier AGUIRRE decided to give the European-based players a well-deserved rest, putting together a roster of players that he needed to get acquainted with and evaluate. Such a process was necessary, since AGUIRRE had spent nearly eight years coaching in Spain.

AGUIRRE’s strategy came into question after the first test against Nicaragua. The Mexican players could not establish superiority and were constantly rebuffed by the well-organized and defensive-minded Central American squad. Despite the victory, Mexico’s performance was by no means convincing.

The second game against Panama proved to be even more difficult, as “El Tri” faced a team with little option but to get a result or face elimination. Perhaps that urgency made Panama somewhat reckless. The game ended in a draw, was difficult to manage as tensions grew and tempers flared.

Against Guadeloupe things were different, as Mexico started to find its groove and play to its strengths. Utilizing three forwards, each of whom looked for the other and worked in unison, AGUIRRE got what he wanted out of his offense. Mexico won convincingly, 2-0, a victory that secured its passage to the next phase of the tournament.

The quarterfinal match against Haiti was an even better game. A spirited and dominant Mexico was committed to the attack, willing and able to press the opponent in their own territory and establish immediate superiority. The Mexicans made it a one-sided affair in the 4-0 win. With the exception of a couple of individual efforts by Haiti, “El Tri” did not have much to worry about and delivered a solid performance.

The semifinal match against Costa Rica was played like a final. Mexico came out more cautious, changing from its usual 3-4-3 formation to a 4-3-3. By connecting through short and precise moves, Mexico was dangerous. It was team depth, though, that proved to be the difference. AGUIRRE made three substitutions. By bringing in Jose CASTRO (No. 15) on defense, stability, as well as a much needed respite, was provided. The defense managed to neutralize the Costa Rican attack in a key moment of the match, when the momentum had shifted in favor of “Los Ticos.” In addition, introducing Guillermo FRANCO (No. 10) into the match at forward was crucial as he made his presence felt immediately and scored Mexico’s only goal. Then, Carlos VELA (No. 11) kept the Costa Rican defenders at bay as he combined very well with DOS SANTOS, creating a few offensive gems in overtime. The game would be decided on penalties, with VELA converting the decisive goal. The tandem VELA and DOS SANTOS would prove to be a great weapon for the Mexicans in the championship match against the United States.

The final was played at Giants Stadium in front of almost 80,000 boisterous fans. Both teams showed great respect for each other and the first half was played mostly in the middle of the field with neither team establishing authority. Everything changed in the second half, when AGUIRRE put

in substitute VELA. VELA along with DOS SANTOS, the tournament’s MVP, practically dismantled the US defense. Their all-out assault began as soon as the second half started and by the 75th minute, the scored was 4-0 and then substitute FRANCO added another goal in the game’s last moments. The Mexican defense, as a whole, exhibited great tactical awareness and neutralize the US attack. The game changers, though, were without question DOS SANTOS and VELA. They will be important as Mexico prepares itself for the final rounds of World Cup qualifying.

Except for the games against Panama, Costa Rica and the USA, Mexico’s defense was not under much pressure. The other teams showed tremendous respect allowing Mexico to possess the ball and utilize space at will. MAGALLON and Ismael RODRIGUEZ (No. 3) consistently got better as the tournament progressed, while CASTRO and TORRADO controlled the middle of the pitch. Mexico switched from a three-man defense during the first group stage to a traditional 4-3-3 for the semifinal and final. “El Tri” adjusted to the new responsibilities, showcasing their versatility.

Mexico’s three-man forward line improved as MEDINA, SABAH, DOS SANTOS started to connect in a more fluid manner. Their ability to play combinations kept opponents at bay. In addition, the skill level and tactical awareness displayed by TORRADO was impressive. His capacity to know when to attack and when to help defensively was an important weapon. ESQUIVEL distinguished himself as a skillful player on the flank, who could join the attack with ease at anytime. PINTO was a very aggressive defender, but not heavily involved in the attack. Despite that, he was a danger in overlapping and crossing when needed.

Goalkeeper Guillermo OCHOA (No. 1) was an added strength of the Mexican team as he played terrifically, conceding only two goals the entire tournament.

The Mexican team was versatile and had weapons in its arsenal for dead-ball situations, especially corners. Mexico often looked to play the ball to the far player for a first-time attempt. This tactic was tried unsuccessfully a couple of times until a masterfully executed strike by BARRERA from a corner JUAREZ against Haiti. El Tri was also very disciplined on goal kicks and throw ins, which spoke vociferously of AGUIRRE’s preparation for the tournament.

Excellent fitness and roster depth allowed Mexico to rest some key players and maintain productivity throughout the tournament.

### Outstanding Players:

- **1 Guillermo OCHOA:** Great keeper, cool under pressure
- **11 Carlos VELA:** Tremendously dangerous at forward
- **17 Giovanni DOS SANTOS:** Great all-around player

### Key Points:

- Disciplined, well-organised defense
- Patient build-up play from the back through the midfield
- Good crosses
- Defence-splitting passes
- Attacks using the width
- Effective use of full-backs
- Aerial dominance in defense
- Athletic, determined players
- Mental strength/attitude

**Head of Delegation/Jefe de Delegación:**

Nestor DE LA TORRE

**TD/DT:** Javier AGUIRRE**Assistant Coaches/Asistente Técnicos:**

Mario CARRILLO, Manuel VIDRIO

**Coordinator/Coordinador:**

Juan Antonio MANZANARES

**Press Officer/Oficial de Prensa:**

Mauricio ZAVALA

**Doctor/Medico:** Radames GAXIOLA**Trainers/Preparadores Fisicos:** Jose Luis CABRERA,  
Juan IRIBARREN**Javier AGUIRRE**

(Mexico, 01.12.1958)

- 1996 Atlante
- 1998–2001 Pachuca
- 2001–2002 National team
- 2002–2006 Osasuna (Spain)
- 2006–2009 Atlético Madrid (Spain)
- since 2009 National team



No.	Name/Nombre	Pos.	D.O.B.	Club	NCA 2:0	PAN 1:1	GLP 2:0	HAI 4:0	CRC 1:1	USA 5:0	TOTAL MIN
1	Guillermo Ochoa	GK	13.07.1985	Club América	90	90	90	90	120	90	570
2	Jose Jonny Magallon	DF	21.11.1981	CD Guadalajara	90	90	90	90	120	90	570
3	Ismael Rodríguez	DF	10.01.1981	Club América	90	90	90	90	ABS	RES	360
4	Edgar Dueñas	DF	05.03.1983	CD Toluca	RES	ABS	RES	ABS	RES	ABS	DNP
5	Fausto Pinto	DF	08.08.1983	CD SC Cruz Azul	90	90	90	67	81	90	508
6	Gerardo Torrado	MD	30.04.1979	CD SC Cruz Azul	90	90	90	90	120	90	570
7	Alberto Medina	AT	29.05.1983	CD Guadalajara	80	68	90	90	120	45	493
8	Israel Castro	MD	20.12.1980	Pumas UNAM	RES	45	75	90	120	90	420
9	Omar Bravo	AT	04.03.1980	Tigres UANL	RES	45	90	RES	RES	ABS	135
10	Guillermo Franco	AT	03.11.1976	Villarreal CF/ESP	ABS	ABS	ABS	23	49	20	92
11	Carlos Vela	AT	01.03.1989	Arsenal/ENG	10	ABS	ABS	ABS	39	45	94
12	Jose De Jesus Corona	GK	26.01.1981	Tecos UAG	RES	RES	RES	RES	RES	RES	DNP
13	Pablo Edson Barrera	AT	21.06.1987	Pumas UNAM	45	22	25	31	54	RES	177
14	Miguel Sabah	AT	14.11.1979	CA Monarcas Morelia	90	45	10	81	71	70	367
15	Jose Antonio Castro	DF	11.08.1980	Tigres UANL	90	90	15	9	66	89	359
16	Carlos Esquivel	AT	10.04.1982	CD Toluca	15	RES	80	59	RES	1	155
17	Giovani Dos Santos	AT	11.05.1989	Ipswich/ENG	90	90	65	90	120	90	545
18	Jose Maria Cardenas	AT	02.04.1985	Pachuca CF	ABS	RES	RES	ABS	ABS	ABS	DNP
19	Luis Miguel Noriega	MD	17.04.1985	Puebla	75	44 R	NEL	ABS	ABS	RES	119
20	Jose Israel Martinez	MD	14.03.1981	Club San Luis	45	45	RES	RES	ABS	ABS	90
21	Juan Carlos Valenzuela	DF	15.05.1984	Club América	ABS	RES	ABS	RES	120	90	210
22	Efraín Juárez	DF	22.02.1988	Pumas UNAM	ABS	ABS	90	90	120	90	390
23	Oscar Perez	GK	01.02.1973	CD SC Cruz Azul	ABS	ABS	ABS	ABS	ABS	ABS	DNP

## NICARAGUA

Utilizing a 5-4-1 formation -- that at times converted into a 5-2-2-1 when going forward -- the Nicaraguans were able enough to protect their goal, but never effective enough to mount a concerted attack. Through the intermittent use of a "libero", who sometimes aligned with the defense, a flat line of five was formed. Also, there were two central defensive midfielders and two other central/wide midfielders a bit higher, but still committed mostly to defense. There was only one forward. The tactical alignment would not change even when facing defeat.

Nicaragua defended well enough in the first match to keep the Mexican team at bay for the first 45 minutes, conceding its first goal via a penalty in the waning moments of the opening half. At the beginning of the second half, the Nicaraguan retained its basic formation and even substituted forward-for-forward, seemingly content with keeping a dignified score against a spirited yet frustrated Mexican side. The same could be said for its games against Guadeloupe and Panama. Unable to protect their goal to the second degree, however, Nicaragua never changed formation despite the changing circumstances.

The three men in the center of the defense deserve praise, with their leader and captain Carlos ALONSO (No. 5), as well as the two men in front of him, David SOLORZANO (No. 20) and Silvio AVILES (No. 3), showing toughness and skill. Repeatedly, they were able to thwart the opposing forwards, communicating well and anticipating the final pass. Also worth mentioning is Armando COLLADO (No. 4), who showed poise and calm under pressure.

The attack was based on positioning one player up front, usually the quick Samuel WILSON (No. 10), and, at other times, the slower Wilber SANCHEZ (No. 9) or Rudel CALERO (No. 8), never venturing with more than two men in the attacking third. Armando REYES (No. 6) and Felix ZELEDON (No. 11) were good at maintaining possession, but never risked leaving their respective sides unprotected and, as a result, the attack became stale and predictable. Nicaragua did have good technical ability to connect and its players showed they were flexible and resourceful. Unfortunately, the buildup of play was slow and too many lateral passes always gave time to the opponents to transition defensively.

Denis ESPINOZA (No. 1) never really had a chance in all the goals scored against him; he was under constant pressure and handled himself well given the circumstances.

The players were confident to play under pressure and tough when they had to be, but they were too complacent, either by mandate or their own accord. Never really took risks to try to even a score or win a match.



Fitness was Nicaragua's biggest liability. There was not enough speed in the build up, either as a team or individually. Nicaragua was totally overwhelmed by the faster and stronger teams from Mexico, Panama and Guadeloupe.

### Outstanding Players:

- **4 Armando COLLADO:** Tactically smart and good at regaining possession of the ball
- **5 Carlos ALONSO:** Best defender and leader of the team
- **20 David SOLORZANO:** Strong defender/tackler

### Key Points:

- Good links between the team lines
- Disciplined, well-organised defence
- Deep defensive block
- Patient build-up play from the back through the midfield
- Assured combination play
- Comfortable in possession when under pressure
- Good individual technique
- Strong dribbling skills
- Flexibility and movement
- Excellent team spirit



**Head of Delegation/Jefe de Delegación:**

Julio Cesar ROCHA

**TD/DT:** Ramon Otoniel OLIVAS**Assistant Coach/Asistente Técnico:**

Edward Miguel URROZ

**Goalkeeper Coach/Preparador de****Porteros:** William Antonio ESPINOZA**Delegate/Delegado:** Luis RODRIGUEZ**Coordinator/Coordinador:** Jose Florencio LEIVA**Doctor/Medico:** Jimmy Antonio LOPEZ**Trainer/Preparador Físico:** Jose Tomás TRANA**Ramon Otoniel OLIVAS**

(Nicaragua, 29.02.1968)

- 2002-2009 Real Estelí
- since 2009 National team

No.	Name/Nombre	Pos.	D.O.B.	Club	MEX 0:2	GLP 0:2	PAN 0:4	TOTAL MINUTES
1	Denis Jesus Espinoza	GK	25.08.1983	Diriangén FC	RES	RES	90	90
2	Roger Daniel Mejía	AT	30.04.1986	Max Juventus	ABS	ABS	ABS	DNP
3	Silvio Ernesto Avilés	DF	11.08.1980	Diriangén FC	90	90	90	270
4	Armando José Collado	MD	17.11.1985	Real Estelí FC	90	90	61	241
5	Carlos Rigoberto Alonso	DF	25.08.1979	VCP Chinandega	90	90	90	270
6	Armando Ismael Reyes	MD	29.07.1981	Diriangén FC	90	62	63	215
7	Juan Ramón Barrera	MD	02.05.1989	Deportivo Walter Ferretti	8	30	13	51
8	Rudel Alesandro Calero	AT	20.12.1982	Real Estelí FC	29	90	90	209
9	Wilbert Alejandro Sánchez	AT	24.10.1979	Deportivo Walter Ferretti	61	60	RES	121
10	Samuel Israel Wilson	AT	09.04.1983	Real Estelí FC	82	90	77	249
11	Félix Elid Zeledón	MD	24.11.1983	Real Estelí FC	90	90	90	270
12	Carlos Reynaldo Mendieta	GK	03.11.1979	Real Estelí FC	90	90	RES	180
13	Félix Dorian Rodríguez	AT	27.04.1984	Deportivo Bluefields	ABS	ABS	ABS	DNP
14	Gabriel Rafael Avilés	MD	01.07.1989	América-Managua	RES	28	27	55
15	Franklin Ulises Lopez	MD	16.08.1982	Diriangén FC	23	9	44 R	76
16	Marvin Antonio Molina	DF	21.12.1981	Real Estelí FC	RES	RES	29	29
17	José Angel Carballo	MD	23.04.1987	Deportivo Walter Ferretti	ABS	ABS	ABS	DNP
18	Marlon José Medina	MD	06.03.1985	Real Estelí FC	90	81	90	261
19	Vidal Alejandro Alonso	MD	03.11.1980	VCP Chinandega	RES	RES	RES	DNP
20	David Sebastián Solórzano	DF	08.11.1980	Diriangén FC	90	90	90	270
21	Milton David Martínez	MD	10.08.1983	Real Estelí FC	67	RES	RES	67
22	Daniel Salvador Reyes	AT	21.07.1990	Tigres do Brasil/BRA	ABS	ABS	ABS	DNP



## PANAMA

Panama invariably utilized a 4-4-2 tactical formation throughout the tournament, with no changes regardless of the opponent and/or the circumstances during the game. Panama became very predictable and ineffective.

Panama defended with four players in line. Their athleticism and fitness made them difficult to penetrate, remaining organized in the box and particularly strong defending balls in the air. Wide defenders Carlos RIVERA (No. 2), and especially Luis MORENO (No. 3) were given the freedom to go forward and did a good job in their transition back to defense, with the center backs only venturing forward on set pieces. The two defending midfielders were solid on man-marking, but weak on the transition forward once winning the ball. As a team, it moved together well but showed a bit of recklessness in pivotal moments during the important matches, denoting a lack of discipline and mental strength.

Panama lacked versatility in its attack and played the whole tournament with the same tactical alignment, never changing its reliance on the two point forwards: the ineffective Jose Luis GARCES (No. 9), and the more experienced Blas PEREZ (No. 7). They obviously to provide the scoring, but there did not appear to be a clear plan as to how to get the ball to them. Worth noticing was Nelson BARAHONA (No. 10), who was underused and isolated on the left flank and did not get enough of the ball to make an impact. Additionally, Rolando ESCOBAR (No. 20) also showed great ability and could have done better with a more prominent role going forward. Both players were untimely replaced in key moments of the matches. Luis TEJADA (No. 18) showed a lot of promise and scored two goals as a substitute, but never was given the time to contribute in the more important matches.

A decent showing was displayed by Panamanian goalkeeper Jaime PENEDO (No. 1), who maintained control throughout the games without any problems handling the pressure. No mistakes could be attributed to him that resulted in goals.

Panama was dangerous on set pieces, thanks to the leaping ability of players like Felipe BALOY (No. 23) and center forward Blas PEREZ (No. 7), who always was looking to get at the end of crosses. It was not particularly effective executing a pattern, using the long throw as its main weapon.

Mental attitude was not its greatest asset, easily frustrated as demonstrated by players' over reaction on fouls called against them. Players contested the referee's calls too often, and, in the final game, well after the match had ended.

The Panamenian team was strong and maintained a good level of fitness throughout the tournament.



### Outstanding players:

- **7 Blas PEREZ:** Proven goal scorer, always dangerous
- **10 Nelson BARAHONA:** Creative and skilful player
- **20 Rolando ESCOBAR:** Good dribbler, and versatile on the attack

### Key Points:

- Compact defence
- High defensive line, goalkeeper covered the space behind the defence well
- Rapid transition from defence to attack
- Good crosses
- Attacks using the width
- Effective use of full-backs
- Aerial strength used effectively at set pieces in defence
- Aerial strength used effectively at set pieces in attack
- Athletic players
- Players with pace



**Head of Delegation/Jefe de Delegación:** Ariel ALVARADO  
**TD/DT:** Gary STEMPEL  
**Assistant Coach/Asistente Técnico:** Jorge DELY VALDES, Pascual RAMIREZ  
**Coordinator/Coordinador:** Rolando GONZALEZ  
**Press Officer/Oficial de Prensa:**

Arturo BOLVARAN

**Doctor/Medico:** Gerinaldo MARTINEZ

**Trainer/Preparador Físico:** Julio TORAL



**Gary STEMPEL**  
 (England, 26.01.1957)

- 1996-2007 San Francisco
- 2001 Panama Viejo
- 2003 U-23 National team
- 2007 U-20 National team
- since 2008 National team



No.	Name/Nombre	Pos.	D.O.B.	Club	GLP 1:2	MEX 1:1	NCA 4:0	USA 1:2	TOTAL MINUTES
1	Jaime Penedo	GK	26.09.1981	CSD Municipal/GUA	90	90	90	120	390
2	Carlos Rivera	DF	30.05.1979	San Francisco FC	RES	45	90	RES	135
3	Luis Moreno	DF	19.03.1981	Tauro FC	90	90	90	120	390
4	Jose Anthony	MD	27.08.1972	Deportivo Guastatoya/GUA	ABS	ABS	RES	ABS	DNP
5	Roman Torres	DF	20.03.1986	CD La Equidad/COL	90	90	90	120	390
6	Gabriel Gomez	MD	29.05.1984	OS Belenense/POR	78	90	59	120	347
7	Blas Perez	AT	13.03.1981	Tigres UANL/MEX	90	90	66	120	366
8	Alberto Blanco	MD	08.01.1978	Maccabi Netanya/ISR	RES	RES	18	RES	18
9	Jose Garces	AT	06.05.1981	Académica de Coimbra/POR	82	62	90	120	354
10	Nelson Barahona	MD	22.11.1987	CD Atletico Huila/COL	90	45	NEL	95	230
11	Victor Herrera	MD	18.04.1980	San Francisco FC	ABS	ABS	90	25	115
12	Oscar McFarlane	GK	29.11.1980	Colegio Nacional Iquitos/PER	RES	RES	RES	RES	DNP
13	Joel Solanilla	DF	24.12.1983	Sporting San Miguelito	RES	RES	90	ABS	90
14	Armando Gun	DF	17.01.1986	Chepo FC	90	44 R	NEL	106	240
15	Ricardo Phillips	MD	31.01.1975	San Francisco FC	45	4 R	NEL	42	91
16	Manuel Torres	MD	25.11.1978	San Francisco FC	ABS	28	90	120	238
17	Nicholas Muñoz	AT	21.12.1981	Vista Hermosa/SLV	ABS	ABS	RES	ABS	DNP
18	Luis Tejada	AT	28.03.1982	CD Millonarios/COL	8	RES	24	13 R	45
19	Orlando Rodriguez	AT	09.08.1984	CD Árabe Unido	12	ABS	RES	ABS	12
20	Rolando Escobar	MD	24.10.1981	Caracas FC/VEN	45	76	72	78	271
21	Amilcar Henriquez	MD	02.08.1983	CD Atletico Huila/COL	90	90	31	RES	211
22	Jose Calderon	GK	14.08.1985	Chepo FC	ABS	ABS	ABS	ABS	DNP
23	Felipe Baloy	DF	24.02.1981	CF Monterrey/MEX	90	90	NEL	119 Y/R	299



# USA

Even though its initial scheme was the usual 4-2-4, the U.S.A. soon realized that Grenada offered it many opportunities and used up to six players to attack, retrieving the ball all over the field, especially on the Grenada side. The first goal was scored very early and invited the 4-0 result.

In the beginning, the USA used its classical scheme. Honduras countered with the same but had a 4-1-2-3 variant. The two teams tried to neutralize each other, although the Americans were faster recovering the ball. Based on its sturdy defense, either by air - because it had magnificent head strikers - or on the ground, where it also was fast and strong, the U.S. made a rapid transition from defense to attack and overwhelmed its opponent with counters.

The U.S. players went forward with more force and intelligence, using their key players and based on ball control made deep passes and created clashes shoulder-to-shoulder. Ultimately they scored in the 74th and 78th minutes, sealing their victory.

Already assured of a berth in the second phase by kickoff, the United States faced Haiti with some modifications in its squad. Without Robbie ROGERS (No. 7) on the left, the team played with three forwards and three midfielders.

This encounter proved the most exciting and disputed of the Group Phase, not only because both scored a pair of goals, but because the United States equalized in injury time thanks to patience, order, and control of the ball. Apart from the ability to penetrate, Stuart HOLDEN (No. 10) scored by running onto a loose ball outside the area and striking from distance for the equalizer.

In the quarterfinals against Panama, the Americans returned to their first choice eleven and quickly began to gain control of the ball and launch counterattacks. Both teams took a toll on the other with physical play, although it was clean and without malice. In the second half, the U.S. used its best weapons: order, tactical discipline, control of the ball, patience and thrust and in the 49th minute, Kyle BECKERMAN (No. 5) equalized causing the game to go to extra time.

Both teams were exhausted, but with better physical condition and winning mentality, the U.S. increased its organized and decisive attack. The changes made by coach Bob BRADLEY, particularly the insertion of Kenny COOPER (No. 17), proved decisive, since he entered in the 77th minute and scored less than 30 minutes later.

The United States faced Honduras a second time in the semifinals and used the same system as the earlier matchup. From the outset, the U.S. imposed conditions with better ball control and counterattack speed. Honduras endured the pressure, but lack of ambition and compliance by some players enabled the Americans to dominate, and in the final minute of the first half, take the lead. Robby ROGERS sent a corner into the middle of the area, where defender Clarence GOODSON (No. 3) leaped between two defenders and headed the ball from the edge of the six-yard box.

The passivity plaguing the Hondurans made the game to turn unilaterally in favor of the Americans, who continued to impress its strategy, which resulted a second goal, this time by Kenny COOPER.

Goalkeeper Troy PERKINS (No. 1) demonstrated safe hands, defended well without straying far from his area, was

effective in directing the ball toward the attackers, and showed authority on defense with poise and dependability.

In almost all of its matches, the United States used four defenders, starting with Heath PEARCE (No. 2) on the left, Jimmy CONRAD (No. 12)/Clarence GOODSON and Chad MARSHALL (No. 4) in the center, and Steve CHERUNDOLO (No. 6) or Jay HEAPS (No. 16) on the right. They formed a solid core, strong in the air, very difficult to penetrate with passes, trained in shoulder-to-shoulder play, and complemented each other well. Steve CHERUNDOLO and Heath PEARCE supported the attack, mainly through Robby ROGERS, or facilitated the output of midfielders Stuart HOLDEN and Kyle BECKERMAN.

In midfield, Logan PAUSE (No. 8) and BECKERMAN had the job of recovering and the ball, alternating between attack and defense, although their primary function was security.

The attack was an integration of Brian CHING (No. 11), Stuart HOLDEN, Robby ROGERS and at times joined by Jay HEAPS with the addition of Kenny COOPER as a late-game substitute. They were well coordinated and tactically sound. The command led with Stuart HOLDEN, who distributed from the sides with deep passes was equally adept at shooting and scoring goals. Robby ROGERS is very skilled with the ball at his feet, good in one-on-one situations, able to play quick 1-2 passing combinations, overlaps, was focused and scored when there was an opportunity. Brian CHING and Jay HEAPS, caused concern to defenses, being strong, fast and good in aerial play, while never physically lapsing.

All players were athletic, most of them fast, strong man markers but with no bad intentions, quick in recovering the ball, sorted and disciplined in following their systems, good playing both offense and defense, with a high capacity to finish plays and shoot from distance.

During the entire tournament, the USA team showed a great winning mentality, great team spirit, intelligence in their movements and good judgment in its shots.

### Outstanding players:

**3 Clarence GOODSON:** Central Defender, wins the airball, fast against the forwards, excellent on headers in free kicks and corners

**7 Robby ROGERS:** player on the leftside, has quick pace, good control of the ball, is key on the dribble and in the man-on-man, centers the ball well to look for his key teammates and takes advantage of the opportunities at goal

**10 Stuart HOLDEN:** a great figure and leader of the team, an excellent playmaker as he gives good passes oportunities, takes all the freekicks, and is a key scorer.

### Key Points:

- Disciplined, well-organised defence
- Patient build-up play from the back through the midfield
- Good crosses
- Defence-splitting passes
- Attacks using the width
- Effective use of full-backs
- Aerial dominance in defence
- Athletic, determined players
- Mental strength/attitude



**TD/DT:** Bob BRADLEY  
**Assistant Coaches/Asistente**  
**Técnicos:** John HACKWORTH, Mike SORBER  
**Goalkeeper Coach/Preparador de Porteros:** Zak ABDELBASET  
**Team Manager/Gerenta del Equipo:** Pam PERKINS

**Press Officer/Oficial de Prensa:** Michael KAMMARMAN  
**Doctors/Medicos:** Adam BENNETT, Mike MORRIS  
**Trainers/Preparadores Fisicos:** David ANDREWS, Pierre BARRIEU, Ivan PIERRA  
**Equipment Manager/Utilero:** Tim COOK



**Bob BRADLEY**  
 (USA, 03.03.1958)

- 1996-1997 D.C. United (assistant coach)
- 1996 U.S. U-23 National team (assistant coach)
- 1998-2002 Chicago Fire
- 2003-2005 MetroStars
- 2006 Chivas USA
- since 2006 National team


No.	Name/Nombre	Pos.	D.O.B.	Club	GRN 4:0	HON 2:0	HAI 2:2	PAN 2:1	HON 2:0	MEX 0:5	TOTAL MIN
1	Troy Perkins	GK	29.07.1981	Valerenga IF/NOR	90	90	RES	120	90	90	480
2	Heath Pearce	DF	13.08.1984	Hansa Rostock/GER	90	90	RES	120	90	90	480
3	Clarence Goodson	DF	17.05.1982	IK Start/NOR	71	ABS	RES	76	90	90	327
4	Chad Marshall	DF	22.08.1984	Columbus Crew	90	90	ABS	120	90	90	480
5	Kyle Beckerman	MD	23.04.1982	Real Salt Lake	90	90	27	120	90	81	498
6	Steve Cherundolo	DF	19.02.1979	Hannover 96/GER	63	90	ABS	ABS	ABS	ABS	153
7	Robbie Rogers	MD	12.05.1987	Columbus Crew	90	90	RES	110	77	90	457
8	Logan Pause	MD	22.08.1981	Chicago Fire	90	63	ABS	120	90	64	427
9	Charles Davies	AT	25.06.1986	Hammarby IF/SWE	69	27	27	ABS	ABS	ABS	123
10	Stuart Holden	MD	01.08.1985	Houston Dynamo	90	RES	90	120	90	90	480
11	Brian Ching	AT	24.05.1978	Houston Dynamo	ABS	81	14	120	90	90	395
12	Jimmy Conrad	DF	12.02.1977	Kansas City Wizards	ABS	ABS	90	44	ABS	ABS	134
13	Colin Clark	MD	11.04.1984	Colorado Rapids	ABS	ABS	76	RES	RES	RES	76
14	Michael Parkhurst	DF	24.01.1984	FC Nordsjaellands/DEN	19	90	90	NEL	RES	RES	199
15	Sam Cronin	MD	12.12.1986	Toronto FC/CAN	ABS	ABS	90	RES	RES	9	99
16	Jay Heaps	DF	02.08.1976	New England Revolution	RES	RES	90	120	90	88 Y/R	388
17	Kenny Cooper	AT	21.10.1984	FC Dallas	RES	9	63	43	4	26	145
18	Luis Robles	GK	11.05.1984	FC Kaiserslautern/GER	RES	RES	90	RES	ABS	ABS	90
19	Freddy Adu	AT	02.06.1989	AC Monaco/FRA	90	63	ABS	ABS	ABS	ABS	153
20	Santino Quaranta	AT	14.10.1984	D.C. United	RES	90	63	RES	13	26	192
21	Brad Evans	MD	20.04.1985	Seattle Sounders FC	27	RES	90	10	RES	RES	127
22	Davy Arnaud	MD	22.06.1980	Kansas City Wizards	21	ABS	90	77	86	64	338
23	Jonathan Busch	GK	18.08.1976	Chicago Fire	ABS	ABS	ABS	ABS	RES	RES	DNP
25	Benny Feilhaber	MD	19.01.1985	AGF Aarhus/DEN	ABS	27	ABS	ABS	ABS	ABS	27





# Referees

## Referees



**Joel AGUILAR**  
El Salvador  
DOB/FDN: 02.07.1975  
FIFA: 2001



**Benito ARCHUNDIA**  
Mexico  
DOB/FDN: 31.03.1966  
FIFA: 1993



**Neal BRIZAN**  
Trinidad  
DOB/FDN: 01.11.1969  
FIFA: 2002



**Courtney CAMPBELL**  
Jamaica  
DOB/FDN: 16.11.1968  
FIFA: 2004



**Roberto GARCIA**  
Mexico  
Birthdate: 24.10.1974  
FIFA: 2007



**Geoffrey HOSPEDALES**  
Trinidad & Tobago  
Birthdate: 08.11.1972  
FIFA: 2008



**Walter LOPEZ**  
Guatemala  
Birthdate: 25.09.1980  
FIFA: 2006



**Jair MARUFFO**  
USA  
Birthdate: 06.17.1977  
FIFA: 2007



**Oscar MONCADA**  
Honduras  
Birthdate: 08.08.1977  
FIFA: 2008



**Roberto MORENO**  
Panama  
DOB/FDN: 03.04.1970  
FIFA: 1996



**Jose PINEDA**  
Honduras  
DOB/FDN: 25.03.1971  
FIFA: 1999



**Walter QUESADA**  
Costa Rica  
DOB/FDN: 09.05.1970  
FIFA: 2001



**Marco RODRIGUEZ**  
Mexico  
DOB/FDN: 10.11.1973  
FIFA: 1999



**Terry VAUGHN**  
USA  
DOB/FDN: 01.04.1973  
FIFA: 2004



**Paul WARD**  
Canada  
Birthdate: 23.06.1973  
FIFA: 2007



## Assistant Referees



**Jose Luis CAMARGO**  
Mexico  
DOB/FDN: 25.09.1972  
FIFA: 2005



**Hector DELGADILLO**  
Mexico  
Birthdate: 30.08.1970  
FIFA: 1996



**Roberto GIRON**  
Honduras  
Birthdate: 12.06.1968  
FIFA: 2004



**Anthony GARWOOD**  
Jamaica  
Birthdate: 15.12.1972  
FIFA: 1998



**Dion INNISS**  
Guyana  
Birthdate: 26.2.1976  
FIFA: 2004




**Modesto HIERREZUELO**  
Cuba  
Birthdate: 04.11.1966  
FIFA: 2000



**Leonel LEAL**  
Costa Rica  
DOB/FDN: 20.08.1963  
FIFA: 1995



**Hermenerito LEAL**  
Guatemala  
DOB/FDN: 09.02.1972  
FIFA: 2007



**Ricardo MORGAN**  
Jamaica  
DOB/FDN: 30.01.1972  
FIFA: 1998



**Charles MORGANTE**  
USA  
Birthdate: 24.05.1974  
FIFA: 2007



**Egbert PAESCH**  
Aruba  
Birthdate: 28.06.1974  
FIFA: 2005



**Carlos PASTRANA**  
Honduras  
Birthdate: 27.11.1968  
FIFA: 1999



**William TORRES**  
El Salvador  
DOB/FDN: 22.02.1975  
FIFA: 2006



**Hector VERGARA**  
Canada  
DOB/FDN: 15.12.1966  
FIFA: 1993



**Daniel WILLIAMSON**  
Panama  
DoB: 30.07.1977  
FIFA: 01/2003





**2009 GOLD CUP CHAMPION**

## Qualifying and Tournament History

## 2009 GOLD CUP QUALIFICATION/ELIMINATORIA

### CARIBBEAN ZONE/ZONA CARIBE

#### Digicel Caribbean Championship/Campeonato Caribe Digicel

##### First Round/Primera Ronda

Willemstad, NETHERLANDS ANTILLES; Ergilio Hato Stadium

Group/Grupo A	GP/PJ	W/G	L/D	T/E	F:A	PTS
Netherlands Antilles	2	1	0	1	2:0	4
Grenada	2	1	1	0	3:3	3
Aruba	2	0	1	1	1:3	1

27.07.2008: NETHERLANDS ANTILLES – ARUBA 0:0 (A: 995)

29.07.2008: GRENADA – ARUBA 3:1 (0:0) (A: 450)

31.07.2008: NETHERLANDS ANTILLES – GRENADA 2:0 (2:0) (A: 800)

Georgetown, GUYANA; National Stadium

Group/Grupo B	GP/PJ	W/G	L/D	T/E	F:A	PTS
Guyana	2	1	0	1	4:1	4
Suriname	2	1	1	0	4:2	4
Dominica	2	0	2	0	1:6	1

08.08.2008: GUYANA – DOMINICA 3:0 (3:0) (A: 3000)

09.08.2008: SURINAME – DOMINICA 3:1 (1:1) (A: 175)

10.08.2008: GUYANA – SURINAM 1:1 (0:1) (A: 10000)

Grand Cayman, CAYMAN ISLANDS; Truman Bodden Sports Complex

Group/Grupo C	GP/PJ	W/G	L/D	T/E	F:A	PTS
Antigua & Barbuda	3	2	1	0	9:4	6
Cayman Islands	3	2	1	0	4:3	6
Bermuda	3	1	1	1	5:5	4
Saint-Martin	3	0	2	1	3:9	1

27.08.2008: BERMUDA - ANTIGUA & BARBUDA 0:4 (0:2) (A: 300)

CAYMAN ISLANDS - SAINT-MARTIN 3:0 (0:0)

30.08.2008: SAINT-MARTIN – BERMUDA 0:7 (0:3) (A: 350)

CAYMAN ISLANDS - ANTIGUA & BARBUDA 1:1 (0:1)

31.08.2008: ANTIGUA & BARBUDA - SAINT-MARTIN 3:2 (1:0) (A: 350)

CAYMAN ISLANDS – BERMUDA 0:0

Basseterre, ST. KITTS & NEVIS; Warner Park

Group/Grupo D	GP/PJ	W/G	L/D	T/E	F:A	PTS
Barbados	2	2	0	0	5:2	6
St. Kitts & Nevis	2	1	1	0	5:3	3
British Virgin Islands	2	0	2	0	1:6	0

24.09.2008: ST. KITTS & NEVIS – BRITISH VIRGIN ISLANDS 4:0 (2:0) (A: 500)

26.09.2008: BRITISH VIRGIN ISLANDS – BARBADOS 1:2 (1:1) (A: 150)

28.09.2008: ST. KITTS & NEVIS – BARBADOS 1:3 (1:1) (A: 500)

Fort-de-France, MARTINIQUE; Stade de Dillion

Group/Grupo E	GP/PJ	W/G	L/D	T/E	F:A	PTS
Martinique	2	2	0	0	6:1	6
St. Vincent-Grenadines	2	1	1	0	3:4	3
Anguilla	2	0	2	0	2:6	0

15.09.2008: MARTINIQUE – ST. VIN. & THE GRENADINES 3:0 (1:0) (A: 250)

17.09.2008: ST. VINCENT & THE GRENADINES – ANGUILLA 3:1 (2:1) (A: 100)

19.09.2008: MARTINIQUE – ANGUILLA 3:0 (2:1)

##### Second Round/Segunda Ronda

Abymes, GUADELOUPE; Stade René Serge Nabajoth

Group/Grupo F	GP/PJ	W/G	L/D	T/E	F:A	PTS
Guadeloupe	3	3	0	0	12:3	9
Grenada	3	1	1	1	7:6	4
Martinique	3	1	1	1	4:5	4
Cayman Islands	3	0	3	0	3:12	0

11.10.2008: MARTINIQUE – GRENADA 2:2 (1:2) (A: 1700)

GUADELOUPE – CAYMAN ISLANDS 7:1 (3:0) (A: 4200)

13.10.2008: CAYMAN ISLANDS – MARTINIQUE 0:1 (0:1) (A: 1000)

GUADELOUPE – GRENADA 2:1 (2:1)

15.10.2008: GRENADA – CAYMAN ISLANDS 4:2 (2:1) (A: 3358)

GUADELOUPE – MARTINIQUE 3:1 (0:1)

La Habana, CUBA; Estadio Pedro Marrero

Group/Grupo G	GP/PJ	W/G	L/D	T/E	F:A	PTS
Cuba	3	2	1	0	14:2	7
Barbados	3	2	1	0	6:4	7
Suriname	3	1	2	0	4:10	3
Netherlands Antilles	3	0	3	0	3:11	0

23.10.2008: BARBADOS – SURINAME 3:2 (0:2) (A: 100)

CUBA – NETHERLANDS ANTILLES 7:1 (4:0)

25.10.2008: SURINAME – NETHERLANDS ANTILLES 2:1 (0:0) (A: 1000)

CUBA – BARBADOS 1:1 (0:0)

27.10.2008: NETHERLANDS ANTILLES – BARBADOS 1:2 (1:2) (A: 1000)

CUBA – SURINAME 6:0 (2:0)

Macoya, TRINIDAD & TOBAGO; Marvin Lee Stadium

Group/Grupo H	GP/PJ	W/G	L/D	T/E	F:A	PTS
Trinidad & Tobago	3	2	0	1	7:4	7
Antigua & Barbuda	3	2	1	0	8:7	6
Guyana	3	0	1	2	3:4	2
St. Kitts & Nevis	3	0	2	1	5:8	1

05.11.2008: GUYANA – ST. KITTS & NEVIS 1:1 (1:1) (A: 750)

TRINIDAD & TOBAGO – ANTIGUA & BARBUDA 3:2 (1:0)

07.11.2008: ANTIGUA & BARBUDA – GUYANA 2:1 (1:1)

TRINIDAD & TOBAGO – ST. KITTS & NEVIS 3:1 (1:0)

09.11.2008: ST. KITTS & NEVIS – ANTIGUA & BARBUDA 3:4 (0:2) (A: 1000)

TRINIDAD & TOBAGO – GUYANA 1:1 (0:0)

**Final Round/Ronda Final****JAMAICA**

<b>Group/Grupo A</b>	<b>GP/PJ</b>	<b>W/G</b>	<b>L/D</b>	<b>T/E</b>	<b>F:A</b>	<b>PTS</b>
Jamaica	3	2	0	1	7:2	7
Grenada	3	2	1	0	6:7	6
Trinidad & Tobago	3	1	1	1	4:4	4
Barbados	3	0	3	0	4:8	0

03.12.2008: Kingston; National Stadium

TRINIDAD & TOBAGO – GRENADA 1:2 (0:1); JAMAICA – BARBADOS 2:1 (0:1)

05.12.2008: Montego Bay; Jarett Park

BARBADOS – TRINIDAD & TOBAGO 1:2 (1:1); JAMAICA – GRENADA 4:0 (2:0)

07.12.2008: Trelawny; Trelawny Stadium

GRENADA – BARBADOS 4:2 (3:0); JAMAICA – TRINIDAD & TOBAGO 1:1 (0:0)

<b>Group/Grupo B</b>	<b>GP/PJ</b>	<b>W/G</b>	<b>L/D</b>	<b>T/E</b>	<b>F:A</b>	<b>PTS</b>
Cuba	3	2	1	0	5:2	6
Guadeloupe	3	1	1	1	6:6	4
Haiti	3	1	1	1	4:4	4
Antigua & Barbuda	3	0	1	2	3:6	2

04.12.2008: Montego Bay; Jarett Park

GUADELOUPE - CUBA 1:2 (1:1); HAITI – ANTIGUA & BARBUDA 1:1 (0:0)

06.12.2008: Trelawny; Trelawny Stadium

HAITI – GUADELOUPE 2:3 (1:2); CUBA – ANTIGUA & BARBUDA 3:0 (3:0)

08.12.2008: Montego Bay; Jarett Park

ANTIGUA & BARBUDA - GUADELOUPE 2:2 (1:1); CUBA – HAITI 0:1 (0:1)

**Semifinals/Semifinales**

11.12.2008: Kingston; National Stadium

CUBA – GRENADA 2:2 (2:1), 5:6 pen; JAMAICA - GUADELOUPE 2:0 (1:0)

**Third Place/Tercer Lugar**

14.12.2008: Kingston; National Stadium

CUBA - GUADELOUPE 0:0, 4:5 pen

**Final**

14.12.2008: Kingston; National Stadium

JAMAICA - GRENADA 2:0 (1:0)

**CENTRAL AMERICAN ZONE/  
ZONA CENTROAMERICANA****Copa de Naciones Digicel de UNCAF**

Tegucigalpa, HONDURAS; Estadio Tiburcio Carías Andino

**First Round/Primera Ronda**

<b>Group/Grupo A</b>	<b>GP/PJ</b>	<b>W/G</b>	<b>L/D</b>	<b>T/E</b>	<b>F:A</b>	<b>PTS</b>
Honduras	3	3	0	0	8:2	9
El Salvador	3	1	1	1	5:4	4
Nicaragua	3	0	1	2	3:6	2
Belize	3	0	2	1	3:7	1

22.01.2009: EL SALVADOR - NICARAGUA 1:1 (1:0) (A: 20000)

HONDURAS - BELIZE 2:1 (1:0)

24.01.2009: BELIZE – EL SALVADOR 1:4 (0:2) (A: 20000)

HONDURAS – NICARAGUA 4:1 (1:1)

26.01.2009: NICARAGUA – BELIZE 1:1 (0:1) (A: 8000)

HONDURAS – EL SALVADOR 2:0 (1:0) (A: 20000)

<b>Group/Grupo B</b>	<b>GP/PJ</b>	<b>W/G</b>	<b>L/D</b>	<b>T/E</b>	<b>F:A</b>	<b>PTS</b>
Costa Rica	2	2	0	0	6:1	6
Panama	2	1	1	0	1:3	3
Guatemala	2	0	2	0	1:4	0

23.01.2009: COSTA RICA – PANAMA 3:0 (2:0) (A: 2000)

25.01.2009: GUATEMALA – COSTA RICA 1:3 (0:1) (A: 3000)

27.01.2009: PANAMA – GUATEMALA 1:0 (1:0) (A: 1000)

**Fifth Place/Quinto Lugar**

29.01.2009: NICARAGUA - GUATEMALA 2:0 (1:0) (A: 150)

**Semifinals/Semifinales**

30.01.2009: COSTA RICA – EL SALVADOR 1:0 (1:0) 60 min (A: 2500)

HONDURAS – PANAMA 0:1 (0:1) (A: 20000)

**Third Place/Tercer Lugar**

01.02.2009: HONDURAS – EL SALVADOR 1:0 (1:0) (A: 900)

**Final**

01.02.2009: PANAMA – COSTA RICA 0:0, 5:3 pen (A: 900)

## PAST GOLD CUPS/ COPA ORO PASOS

### 1991

FIRST ROUND/PRIMERA RONDA

Los Angeles, California

Group/Grupo A	GP/PJ	W/G	L/D	T/E	F:A	PTS
Honduras	3	2	0	1	10:3	5
México	3	2	0	1	8:3	5
Canada	3	1	2	0	6:9	2
Jamaica	3	0	3	0	3:12	0

28.06.1991 CANADA – HONDURAS 2:4 (0:3) 13374

28.06.1991 MÉXICO – JAMAICA 4:1 (2:1) 13374

30.06.1991 JAMAICA – HONDURAS 0:5 (0:2) 4797

30.06.1991 CANADA – MÉXICO 1:3 (0:2) 4797

03.07.1991 JAMAICA – CANADA 2:3 (1:1) 36703

03.07.1991 MÉXICO – HONDURAS 1:1 (1:0) 36703

Los Angeles/Pasadena, California USA

Group/Grupo B	GP/PJ	W/G	L/D	T/E	F:A	PTS
USA	3	3	0	0	8:3	6
Costa Rica	3	1	2	0	5:5	2
Trinidad&Tobago	3	1	2	0	3:4	2
Guatemala	3	1	2	0	1:5	2

29.06.1991 COSTA RICA – GUA 2:0 (2:0) 18435

29.06.1991 USA – TRIN & TOBAGO 2:1 (2:1) 18435

01.07.1991 TRI – COSTA RICA 2:1 (1:1) 6344

01.07.1991 GUATEMALA – USA 0:3 (0:1) 6344

03.07.1991 TRI – GUATEMALA 0:1 (0:0) 36703

03.07.1991 USA – COSTA RICA 3:2 (1:2) 36703

Semifinals/Semifinales (Los Angeles)

05.07.1991 HON – COSTA RICA 2:0 (1:0) 41103

05.07.1991 USA – MÉXICO 2:0 (1:0) 41103

Third Place/Tercer Lugar (Los Angeles)

07.07.1991 MÉXICO – COSTA RICA 2:0 (1:0)

39873

Final (L.A.Memorial Coliseum, Los Angeles)

07.07.1991 USA – HONDURAS 0:0, 4:3 pen 39873

### 1993

FIRST ROUND/PRIMERA RONDA

Dallas, Texas USA (Cotton Bowl)

Group/Grupo A	GP/PJ	W/G	L/D	T/E	F:A	PTS
USA	3	3	0	0	4:1	6
Jamaica	3	1	1	1	4:3	3
Honduras	3	1	2	0	6:5	2
Panama	3	0	2	1	3:8	1

10.07.1993 HONDURAS – PANAMÁ 5:1 (1:1) 11642

10.07.1993 USA – JAMAICA 1:0 (0:0) 11642

14.07.1993 JAMAICA – HONDURAS 3:1 (1:1) 13771

14.07.1993 USA – PANAMÁ 2:1 (0:1) 13771

17.07.1993 PANAMÁ – JAMAICA 1:1 (0:0) 18527

17.07.1993 USA – HONDURAS 1:0 (1:0) 18527

Ciudad de México, MÉXICO

Group/Grupo B	GP/PJ	W/G	L/D	T/E	F:A	PTS
México	3	2	0	1	18:1	5
Costa Rica	3	1	0	2	5:3	4
Canada	3	0	1	2	3:11	2
Martinique	3	0	2	1	3:14	1

11.07.1993 CANADA – COSTA RICA 1:1 (1:0) 48000

11.07.1993 MÉXICO – MARTINIQUE 9:0 (4:0) 48000

15.07.1993 MARTINIQUE – CANADA 2:2 (0:2)

80000

15.07.1993 MÉXICO – COSTA RICA 1:1 (0:1) 80000

18.07.1993 CRC – MARTINIQUE 3:1 (1:0) 100000

18.07.1993 MÉXICO – CANADA 8:0 (5:0) 100000

Semifinals/Semifinales (Dallas/Ciudad de México)

21.07.1993 USA – CRC 1:0 aet Cotton Bowl 14826

22.07.1993 MÉX – JAM 6:1 (4:1) Azteca 110000

Third Place/Tercer Lugar (Ciudad de México)

25.07.1993 CRC – JAM 1:1 (1:0) Azteca 130800

Final (Ciudad de México)

25.07.1993 MÉX – USA 4:0 (2:0) Azteca 130800

### 1996

FIRST ROUND/PRIMERA RONDA Anaheim/San

Diego, California USA

Group/Grupo A	GP/PJ	W/G	L/D	T/E	F:A	PTS
México	2	2	0	0	6:0	6
Guatemala	2	1	1	0	3:1	3
St.Vin&Grenadines	2	0	2	0	0:8	0

11.01.1996 MÉX – VIN 5:0 (2:0) Jack Murphy 15352

14.01.1996 GUA – MÉX 0:1 (0:0) Jack Murphy

32571

16.01.1996 VIN – GUA 0:3 (0:3) Anaheim 52345

Anaheim/Los Angeles, California USA

Group/Grupo B	GP/PJ	W/G	L/D	T/E	F:A	PTS
Brazil	2	2	0	0	9:1	6
Canada	2	1	1	0	4:5	3
Honduras	2	0	2	0	1:8	0

10.01.1996 CANADA – HONDURAS 3:1 (2:1) 27125

12.01.1996 BRAZIL – CANADA 4:1 (3:0) 8234

14.01.1996 HONDURAS – BRAZIL 0:5 (0:2) 20708

Anaheim

Group/Grupo C	GP/PJ	W/G	L/D	T/E	F:A	PTS
USA	2	2	0	0	5:2	6
El Salvador	2	1	1	0	3:4	3
Trinidad & Tobago	2	0	2	0	4:6	0

10.01.1996 TRI – SLV 2:3 (0:1) Anaheim 27125

12.01.1996 USA – TRI 3:2 (2:2) 12425

14.01.1996 EL SALVADOR – USA 0:2 (0:0) 52345

Semifinals/Semifinales (Los Angeles/San Diego)

18.01.1996 BRAZIL – USA 1:0 (0:0) 22038

19.01.1996 MÉXICO – GUATEMALA 1:0 (0:0) 42221

Third Place/Tercer Lugar (Los Angeles)

21.01.1996 USA – GUA 3:0 (2:0) 88155

Final (Los Angeles)

21.01.1996 MÉXICO – BRAZIL 2:0 (0:0) 88155

**1998**

## FIRST ROUND/PRIMERA RONDA

Los Angeles, California; Miami, Florida USA

Group/Grupo A	GP/PJ	W/G	L/D	T/E	F:A	PTS
Jamaica	3	2	0	1	5:2	7
Brazil	3	1	0	2	5:1	5
Guatemala	3	0	1	2	3:4	2
El Salvador	3	0	2	1	0:6	1

01.02.1998 EL SALVADOR – GUATEMALA 0:0

26391

03.02.1998 BRAZIL – JAMAICA 0:0 43754

05.02.1998 BRAZIL – GUATEMALA 1:1 (0:0) 17842

08.02.1998 GUATEMALA – JAMAICA 2:3 (1:1)

55017

08.02.1998 EL SALVADOR – BRAZIL 0:4 (0:2)

55017

09.02.1998 JAMAICA – EL SALVADOR 2:0 (1:0)

5791

Oakland, California USA (Oakland Coliseum)

Group/Grupo B	GP/PJ	W/G	L/D	T/E	F:A	PTS
México	2	2	0	0	6:2	6
Trinidad&Tobago	2	1	1	0	5:5	3
Honduras	2	0	2	0	1:5	0

01.02.1998 HON – TRI 1:3 (0:2) 11234

04.02.1998 TRI – MÉXICO 2:4 (0:1) 17256

07.02.1998 MÉXICO – HON 2:0 (1:0) 36240

Oakland, California USA (Oakland Coliseum)

Group/Grupo C	GP/PJ	W/G	L/D	T/E	F:A	PTS
USA	2	2	0	0	5:1	6
Costa Rica	2	1	1	0	8:4	3
Cuba	2	0	2	0	2:10	0

01.02.1998 USA – CUBA 3:0 (0:0) 11234

04.02.1998 CUBA – COSTA RICA 2:7 (0:5) 17256

07.02.1998 COSTA RICA – USA 1:2 (0:1) 36240

Semifinals/Semifinales (Los Angeles Memorial Coliseum)

10.02.1998 USA - BRAZIL 1:0 (0:0) 12298

12.02.1998 JAMAICA – MÉXICO 0:1 (0:0) aet 45507

Third Place/Tercer Lugar (Los Angeles)

15.02.1998 BRAZIL – JAMAICA 1:0 (0:0) 91255

Final (Los Angeles Memorial Coliseum)

15.02.1998 USA – MÉXICO 0:1 (0:1) 91255

**2000**

## FIRST ROUND/PRIMERA RONDA

MIAMI (Orange Bowl)

Group/Grupo A	GP/PJ	W/G	L/D	T/E	F:A	PTS
Honduras	2	2	0	0	4:0	6
Colombia	2	1	1	0	1:2	3
Jamaica	2	0	2	0	0:3	0

12.02.2000 COLOMBIA – JAMAICA 1:0 (1:0) 49591

14.02.2000 JAMAICA – HONDURAS 0:2 (0:0) 50164

16.02.2000 HONDURAS – COLOMBIA 2:0 (0:0)

3600

MIAMI (Orange Bowl)

Group/Grupo B	GP/PJ	W/G	L/D	T/E	F:A	PTS
USA	2	2	0	0	4:0	6
Peru	2	0	1	1	1:2	1
Haiti	2	0	1	1	1:4	1

12.02.2000 USA – HAITI 3:0 (2:0) 49591

14.02.2000 HAITI – PERÚ 1:1 (0:0) 50164

16.02.2000 PERÚ – USA 0:1 (0:0) 36004

(San Diego, L.A.)

Group/Grupo C	GP/PJ	W/G	L/D	T/E	F:A	PTS
México	2	1	0	1	5:1	4
Trinidad&Tobago	2	1	1	0	4:6	3
Guatemala	2	0	1	1	3:5	1

13.02.2000 MÉXICO – TRI 4:0 (1:0) 22131

15.02.2000 TRI – GUATEMALA 4:2 (2:1) 23621

17.02.2000 MÉXICO – GUATEMALA 1:1 (1:1) 20113

(San Diego, L.A.)

Group/Grupo D	GP/PJ	W/G	L/D	T/E	F:A	PTS
Costa Rica	2	0	0	2	4:4	2
Canada*	2	0	0	2	2:2	2
Korea Republic	2	0	0	2	2:2	2

\* Won Draw/Ganó Sorteo

13.02.2000 CRC – CAN 2:2 (1:1) Qualcomm 22131

15.02.2000 CANADA – KOR 0:0 L.A. 23621

17.02.2000 KOR – CRC 2:2 (1:0) L.A. 20113

Quarterfinals/Cuartos de Finales (Miami/Los Angeles)

19.02.2000 USA – COL 2:2 (1:1) 1:2 pen OB 32972

19.02.2000 HON – PERÚ 3:5 (0:2) OB 32972

20.02.2000 CRC – TRI 1:2 (0:1) aet Qualcomm 18062

20.02.2000 MÉX – CAN 1:2 (1:0) aet Qualcomm

18062

Semifinals/Semifinales (San Diego/Los Angeles)

23.02.2000 COL – PERÚ 2:1 (1:0) Qualcomm 3402

24.02.2000 TRI – CAN 0:1 (0:0) L.A. Coliseum 2841

Final (Los Angeles)

27.02.2000 CAN – COL 2:0 (1:0) L.A. Coliseum 7000

**2002**

## FIRST ROUND/PRIMERA RONDA

Pasadena, California, USA (Rose Bowl)

Group/Grupo A	GP/PJ	W/G	L/D	T/E	F:A	PTS
México	2	2	0	0	4:1	6
El Salvador	2	1	1	0	1:1	3
Guatemala	2	0	2	0	1:4	0

19.01.2002 SLV – MÉXICO 0:1 (0:1) 42117

21.01.2002 MÉXICO – GUATEMALA 3:1 (2:1) 31244

23.01.2002 GUATEMALA – SLV 0:1 (0:0) 12906

Pasadena, California, USA (Rose Bowl)

Group/Grupo B	GP/PJ	W/G	L/D	T/E	F:A	PTS
USA	2	2	0	0	3:1	6
Korea Republic	2	0	1	1	1:2	1
Cuba	2	0	1	1	0:1	1

19.01.2002 USA – KOR 2:1 (1:1) 42117

21.01.2002 CUBA – USA 0:1 (0:1) 31244

23.01.2002 KOREA REPUBLIC – CUBA 0:0 12906

Miami Florida, USA (Orange Bowl)

Group/Grupo C	GP/PJ	W/G	L/D	T/E	F:A	PTS
Costa Rica	2	1	0	1	3:1	4
Martinique	2	1	1	0	1:2	3
Trinidad & Tobago	2	0	1	1	1:2	1

18.01.2002 MQE – COSTA RICA 0:2 (0:1) 14508

20.01.2002 CRC – TRI 1:1 (0:0) 12253

22.01.2002 TRI – MQE 0:1 (0:0) 3827

Miami Florida, USA (Orange Bowl)

Group/Grupo D	GP/PJ	W/G	L/D	T/E	F:A	PTS
Canada*	2	1	1	0	2:2	3
Haiti*	2	1	1	0	2:2	3
Ecuador	2	1	2	0	2:2	3

\* Won Draw/Ganaron Sorteo

18.01.2002 HAITI – CANADA 0:2 (0:1) 14508

20.01.2002 ECUADOR – HAITI 0:2 (0:2) 12253

22.01.2002 CANADA – ECUADOR 0:2 (0:2) 3827

Quarterfinals/Cuartos de Finales (Miami/Pasadena)

26.01.2002 CRC – HAI 2:1 (1:0) aet OB 14823

26.01.2002 CAN – MQE 1:1 (0:0), 6:5 pen OB 14823

27.01.2002 MÉX – KOR 0:0, 2:4 pen RB 31628

27.01.2002 USA – SLV 4:0 (3:0) Rose Bowl 31628

Semifinals/Semifinales (Pasadena)

30.01.2002 CAN – USA 0:0, 2:4 pen Rose Bowl

7241

30.01.2002 CRC – KOR 3:1 (1:0) Rose Bowl 7241

Third Place/Tercer Lugar (Pasadena)

02.02.2002 CAN – KOR 2:1 (2:1) Rose Bowl 14432

Final (Pasadena)

02.02.2002 USA – CRC 2:0 (1:0) Rose Bowl 14432

## 60 QUALIFYING AND HISTORY

### 2003

#### FIRST ROUND/PRIMERA RONDA

México DF (Estadio Azteca)

<b>Group/Grupo A</b>	<b>GP/PJ</b>	<b>W/G</b>	<b>L/D</b>	<b>T/E</b>	<b>F:A</b>	<b>PTS</b>
México	2	1	0	1	1:0	4
Brazil	2	1	1	0	2:2	3
Honduras	2	0	1	1	1:2	1

13.07.2003 MÉXICO – BRAZIL 1:0 (0:0) 75000

15.07.2003 BRAZIL – HONDURAS 2:1 (1:0) 3000

17.07.2003 HONDURAS – MÉXICO 0:0 20000

(Miami) Orange Bowl

<b>Group/Grupo B</b>	<b>GP/PJ</b>	<b>W/G</b>	<b>L/D</b>	<b>T/E</b>	<b>F:A</b>	<b>PTS</b>
Colombia	2	1	0	1	2:1	4
Jamaica	2	1	1	0	2:1	3
Guatemala	2	0	1	1	1:3	1

13.07.2003 JAMAICA – COLOMBIA 0:1 (0:1) 15423

15.07.2003 GUATEMALA – JAMAICA 0:2 (0:1) 10323

17.07.2003 COL – GUATEMALA 1:1 (0:1) 11233

(Foxboro) Gillette Stadium

<b>Group/Grupo C</b>	<b>GP/PJ</b>	<b>W/G</b>	<b>L/D</b>	<b>T/E</b>	<b>F:A</b>	<b>PTS</b>
USA	2	2	0	0	4:0	6
El Salvador	2	1	1	0	1:2	3
Martinique	2	0	2	0	0:3	0

12.07.2003 USA – EL SALVADOR 2:0 (1:0) 33652

14.07.2003 MARTINIQUE – USA 0:2 (0:2) 8780

16.07.2003 SLV – MARTINIQUE 1:0 (0:0) 10361

(Foxboro) Gillette Stadium

<b>Group/Grupo D</b>	<b>GP/PJ</b>	<b>W/G</b>	<b>L/D</b>	<b>T/E</b>	<b>F:A</b>	<b>PTS</b>
Costa Rica	2	1	1	0	3:1	3
Cuba	2	1	1	0	2:3	3
Canada	2	1	1	0	1:2	3

12.07.2003 COSTA RICA – CANADA 0:1 (0:0) 33652

14.07.2003 CANADA – CUBA 0:2 (0:1) 8780

16.07.2003 CUBA – COSTA RICA 0:3 (0:1) 10361

#### Quarterfinals/Cuartos de Finales

(Foxboro/Miami/México DF)

19.07.2003 USA – CUBA 5:0 (3:0) Gillette 15627

19.07.2003 CRC – SLV 5:2 (2:1) Gillette 15627

19.07.2003 COL – BRA 0:2 (0:1) Orange Bowl 23425

20.07.2003 MÉX – JAM 5:0 (2:0) Azteca 10000

Semifinals/Semifinales (Miami/México DF)

23.07.2003 USA – BRA 1:2 (0:0) (1:1) aet O.B. 35211

24.07.2003 MÉX – CRC 2:0 (2:0) Azteca 35000

Third Place/Tercer Lugar (Miami)

26.07.2003 USA – CRC 3:2 (1:2) Orange Bowl 5093

Final (México DF)

27.07.2003 BRA – MÉX 0:1 (0:0) aet Azteca 80000

### 2005

#### FIRST ROUND/PRIMERA RONDA

Miami Orange Bowl

<b>Group/Grupo A</b>	<b>GP/PJ</b>	<b>W/G</b>	<b>T/E</b>	<b>L/D</b>	<b>F:A</b>	<b>PTS</b>
Honduras	3	2	1	0	4:2	7
Panama	3	1	1	1	3:3	4
Columbia	3	1	0	2	3:3	3
Trinidad & Tobago	3	0	2	1	3:5	2

07.06.05 Colombia vs. Panama 0-1

07.06.05 Trinidad vs. Honduras 1-1

07.10.05 Honduras vs. Colombia 2-1

07.10.05 Panama vs. Trinidad 2-2

07.12.05 Colombia vs. Trinidad 2-0

07.12.05 Honduras vs Panama 1-0

<b>Group/Grupo B</b>	<b>GP/PJ</b>	<b>W/G</b>	<b>T/E</b>	<b>L/D</b>	<b>F:A</b>	<b>PTS</b>
USA	3	2	1	0	6:1	7
Costa Rica	3	2	1	0	4:1	7
Canada	3	1	0	2	2:4	3
Cuba	3	0	0	3	3:9	0

Seattle Qwest Field

07.07.05 Canada vs. Costa Rica 0-1

07.07.05 Cuba vs. USA 1-4

07.09.05 Costa Rica vs. Cuba 3-1

07.09.05 USA vs. Canada 2-0

Boston Foxboro Gillette Stadium

07.12.05 USA vs. Costa Rica 0-0

07.12.05 Canada vs. Cuba 2-1

<b>Group/Grupo C</b>	<b>GP/PJ</b>	<b>W/G</b>	<b>T/E</b>	<b>L/D</b>	<b>F:A</b>	<b>PTS</b>
Mexico	3	2	0	1	6:2	6
South Africa	3	1	2	0	6:5	5
Jamaica	3	1	1	1	7:7	4
Guatemala	3	0	1	2	4:9	1

Los Angeles Carson Home Depot Center

07.08.05 South Africa vs. Mexico 2-1

07.08.05 Guatemala vs. Jamaica 3-4

Los Angeles Memorial Coliseum

07.10.05 Mexico vs. Guatemala 4-0

07.10.05 Jamaica vs. South Africa 3-3

Houston Reliant Stadium

07.13.05 Guatemala vs. South Africa 1-1

07.13.05 Mexico vs. Jamaica 1-0

#### QUARTERFINALS

Boston, Foxboro - Gillette Stadium

07.16.05 Honduras vs. Costa Rica 3-2

07.16.05 USA vs. Jamaica 3-1

Houston - Reliant Stadium

07.17.05 Mexico vs. Colombia 1-2

07.17.05 South Africa vs. Panama 1-1 (3-5 Penalty)

#### SEMIFINALS

Giants Stadium - New York/ New Jersey

07.21.05 Honduras vs. USA 1-2

07.21.05 Colombia vs. Panama 2-3

#### FINAL

Giants Stadium - New York/ New Jersey

07.24.05 USA vs. Panama 0-0 (3-1 Penalty Kicks)

U.S.A. wins championship (\*All times E.S.T)

### 2007

#### FIRST ROUND/PRIMERA RONDA

Miami Orange Bowl

<b>Group/Grupo A</b>	<b>GP/PJ</b>	<b>W/G</b>	<b>T/E</b>	<b>L/D</b>	<b>F:A</b>	<b>PTS</b>
Honduras	3	2	1	0	4:2	7
Panama	3	1	1	1	3:3	4
Columbia	3	1	0	2	3:3	3
Trinidad & Tobago	3	0	2	1	3:5	2

07.06.05 Colombia vs. Panama 0-1

07.06.05 Trinidad vs. Honduras 1-1

07.10.05 Honduras vs. Colombia 2-1

07.10.05 Panama vs. Trinidad 2-2

07.12.05 Colombia vs. Trinidad 2-0

07.12.05 Honduras vs Panama 1-0

<b>Group/Grupo B</b>	<b>GP/PJ</b>	<b>W/G</b>	<b>T/E</b>	<b>L/D</b>	<b>F:A</b>	<b>PTS</b>
USA	3	2	1	0	6:1	7
Costa Rica	3	2	1	0	4:1	7
Canada	3	1	0	2	2:4	3
Cuba	3	0	0	3	3:9	0

Seattle Qwest Field

07.07.05 Canada vs. Costa Rica 0-1

07.07.05 Cuba vs. USA 1-4

07.09.05 Costa Rica vs. Cuba 3-1

07.09.05 USA vs. Canada 2-0

Boston Foxboro Gillette Stadium

07.12.05 USA vs. Costa Rica 0-0

07.12.05 Canada vs. Cuba 2-1

<b>Group/Grupo C</b>	<b>GP/PJ</b>	<b>W/G</b>	<b>T/E</b>	<b>L/D</b>	<b>F:A</b>	<b>PTS</b>
Mexico	3	2	0	1	6:2	6
South Africa	3	1	2	0	6:5	5
Jamaica	3	1	1	1	7:7	4
Guatemala	3	0	1	2	4:9	1

New York/New Jersey

08.06.07 PANAMA – HONDURAS 3:2

08.06.07 MÉXICO – CUBA 2:1

10.06.07 HONDURAS – MÉXICO 2:1 (0:1) 68123

10.06.07 PANAMA – CUBA 2:2 (1:1) 68123

New York/New Jersey

13.06.07 CUBA – HONDURAS 0:5 (0:3) 68417

13.06.07 MÉXICO – PANAMA 1:0 (0:0) 68417

#### QUARTERFINALS

Boston, Foxboro

16.06.07 CANADA – GUATEMALA

3:0 (3:0) 22412

16.06.07 USA – PANAMA

2:1 (0:0) 22412

Boston, Foxboro

17.06.07 HONDURAS – GUADELOUPE

1:2 (0:2) 70092

17.06.07 MÉXICO – COSTA RICA

1:0 (0:0) aet 70092

#### SEMIFINALS/SEMIFINALES

Chicago, Illinois

21.06.07 CANADA – USA

1:2 (0:2) 50790

21.06.07 GUADELOUPE – MÉXICO

0:1 (0:0) 50790

#### FINAL

Chicago, Illinois

24.06.07 USA – MÉXICO

2:1 (0:1) 60000



**ALL-TIME TABLE/TABLA DE POSICIONES (1991 – 2009)**

<u>Teams/Equipos</u>	<u>App/Part</u>	<u>GP/PJ</u>	<u>W-L-T/G-D-E</u>	<u>F:A</u>
1) USA	10	49	38-5-7	93:34
2) MEXICO	10	44	31-6-7	103:24
3) COSTA RICA	9	38	13-15-10	61:52
4) CANADA	9	32	14-10-7	41:46
5) HONDURAS	9	31	14-13-4	50:44
6) BRAZIL	3	14	8-4-2	22:9
7) JAMAICA	7	25	6-15-4	24:45
8) PANAMA	4	17	4-7-6	23:26
9) COLOMBIA	3	13	5-6-2	14:17
10) TRINIDAD & TOBAGO	7	19	4-11-4	24:35
11) GUATEMALA	8	23	3-14-6	18:40
12) EL SALVADOR	6	17	5-11-1	11:31
13) GUADELOUPE	2	9	4-4-1	10:13
14) HAITI	4	12	2-6-4	10:19
15) SOUTH AFRICA	1	4	1-0-3	7:6
16) KOREA REPUBLIC	2	7	0-3-4	5:9
17) MARTINIQUE	3	8	1-5-2	5:20
18) CUBA	5	13	1-10-2	10:37
19) PERU	1	4	1-2-1	7:7
20) ECUADOR	1	2	1-1-0	2:2
21) ST. VINCENT/GRENADINES	1	2	0-2-0	0:8
22) NICARAGUA	1	3	0-3-0	0:8
23) GRENADA	1	3	0-3-0	0:10

**CHAMPIONS/CAMPEONES**

1991 – USA  
 1993 – MEXICO  
 1996 – MEXICO  
 1998 – MEXICO  
 2000 – CANADA  
 2002 – USA  
 2003 – MEXICO  
 2005 – USA  
 2007 – USA  
 2009 - MEXICO

**GOLDEN BALL WINNERS (MVP)/BALONES DE ORO (JMV)**

1991: Tony MEOLA (GK, USA)  
 1993: Ramon RAMÍREZ (MD, MEX)  
 1996: Raúl Rodrigo LARA (MD, MEX)  
 1998: Kasey KELLER (GK, USA)  
 2000: Craig FORREST (GK, CAN)  
 2002: Brian MCBRIDE (AT, USA)  
 2003: Jesus ARELLANO (AT, MEX)  
 2005: Luis TEJADA (AT, PAN)  
 2007: Julian DEGUZMAN (CAN)  
 2009: Giovanni DOS SANTOS (MEX)

**GOLDEN BOOT WINNERS/BOTINES DE ORO**

1991: Benjamin GALINDO (MEX) – 4  
 1993: Luis Roberto ALVES (MEX) – 12  
 1996: Eric WYNALDA (USA) – 4  
 1998: Luis HERNÁNDEZ (MEX) – 4  
 2000: Carlo CORAZZIN (CAN) – 4  
 2002: Brian MCBRIDE (USA) – 4  
 2003: W. CENTENO (CRC)/L. DONOVAN (USA) – 4  
 2005: DaMarcus BEASLEY (USA) – 3  
 2007: Carlos PAVON (HON) – 5  
 2009: Miguel SABAH (MEX) - 4

**HIGHEST SCORES/MARCADORES MAS GRANDES**

9:0: Mexico – Martinique, 11.07.1993  
 7:2: Cuba – Costa Rica, 04.02.1998  
 8:0: Mexico – Canada, 18.07.1993  
 3:5: Honduras – Peru, 19.02.2000  
 6:1: Mexico – Jamaica, 22.07.1993  
 5:2: Costa Rica – El Salvador, 19.07.2003

**GOALSCORING LEADERS/GOLEADORES**

**12** - Luis Roberto ALVES (MEX) (1991-1993)  
 Landon DONOVAN (USA) (2002-2007)

**9** - Walter CENTENO (CRC) (2002-2009)  
 Eric WYNALDA (USA) (1991-2000)

**8** - Brian MCBRIDE (USA) (2000-2003)  
 Carlos PAVON (HON) (2000-2007)

**7** - Eduardo BENNETT (HON) (1991-1996)  
 Paulo Cesar WANCHOPE (CRC) (1998-2002)

**6** – Blas PEREZ (PAN) (2007-2009)  
 Ali GERBA (CAN) (2005-2009)

**5** - DaMarcus BEASLEY (USA) (2003-2007)  
 Carlo CORAZZIN (CAN) (1996-2000)  
 Carlo COSTLY (HON) (2007-2009)  
 Carlos RUIZ (GUA) (2002-2007)  
 Luis Miguel SALVADOR (MEX) (1993)  
 Luis TEJADA (PAN) (2005-2009)

**4** - Arnold DWARIKA (TRI) (1996-2000)  
 Benjamin GALINDO (MEX) (1991)  
 Luis HERNÁNDEZ (MEX) (1996-2000)  
 Juan Francisco PALENCIA (MEX) (1998-2000)  
 Juan Carlos PLATA (GUA) (1998-2002)  
 Miguel SABAH (MEX) (2009)

**GOALS IN ONE GAME/GOLES EN UN PARTIDO**

**7** - Luis Roberto ALVES (MEX) (vs. MQE, 11.07.1993)

**4** - Landon DONOVAN (USA) (vs. CUB, 19.07.2003)  
 Carlos PAVON (HON) (vs. CUB, 13.06.2007)  
 Paulo Cesar WANCHOPE (CRC) (vs. CUB, 04.02.1998)

**3** - Eduardo BENNETT (HON) (vs. PAN, 10.07.1993)  
 Walter CENTENO (CRC) (vs. SLV, 19.07.2003)  
 Luis Miguel SALVADOR (MEX) (vs. JAM, 22.07.1993)  
 Brian MCBRIDE (USA) (vs. SLV, 27.01.2002)

## EDITORIAL

Written by:

Technical Study Group

Enrique Borja (MEX),  
Victor Estrada (GUA),  
Keith Look Loy (TRI),  
Prisca Steinegger (FIFA),  
Octavio Zambrano (ECU)

Enrique Borja

Mexico

December 30, 1945

Current position (in soccer): administrator

A striker for more than 13 seasons with two of Mexico City's biggest clubs, Pumas and America - where he won three league titles, Borja made 65 appearances and scored 31 goals for the Mexican national team between 1965 and 1976. He played in two World Cups (1966, 1970) and scored in Mexico's 1966 1-1 draw with France. He was twice selected for World All-Star teams (1968 in Chile and 1972 in Barcelona). After his playing career, he moved into management where he was the president of the Los Angeles Aztecs of the old North American Soccer League, Necaxa and most recently Tigres UANL. He was a member of the Organizing Committee for the 2002 World Cup in South Korea and Japan and the FIFA Club World Cup Organizing Committee and currently serves on the FIFA Strategic Committee.

Victor Hugo Estrada

Guatemala

November 23, 1961

Current position (in soccer): Central American Football Union (UNCAF) Director of Competitions

A former general secretary of the Guatemalan Football Federation, Estrada has served as the director of competitions for the Central American Football Union (UNCAF) since 2006. He was the general coordinator for 22-time Guatemalan league champion CSD Comunicaciones between 2001 and 2004, a position he also held with Aurora from 1998-2001. He was a member of the national teams committee for the Guatemalan federation from 1998 to 2003, was the organizer and coordinator of the Guatemalan league championship for seven straight seasons (2000- 2007), and was the coordinator for the past three Central American Nations Cup (Copa UNCAF de Naciones). He has served as a match commissioner and security official for FIFA.

Keith Look Loy

Trinidad & Tobago

April 14, 1953

Current position (in soccer): Technical adviser Trinidad & Tobago Football Federation

A coach of several and various youth national teams for the Trinidad & Tobago Football Federation since 1993, Look Loy has worked as an assistant coach with the senior men's national team, the Soca Warriors. He has coached in the country's youth and club football ranks, winning titles at both levels. Look Loy also has served as the technical

director for CONCACAF and provided technical analysis at previous CONCACAF and Caribbean Football Union (CFU) tournaments. He is currently the technical adviser to the Trinidad & Tobago federation, is the program director for the Win in CONCACAF with CONCACAF initiative and serves on FIFA's Football Committee.

Octavio Zambrano

Ecuador

February 3, 1958

Current position (in soccer): administrator

After beginning his soccer career as a member of the Ecuadorian under-20 national team and first division pro side Union Deportiva Valdez, the Guayaquil-born Zambrano has coached at various professional levels over the past 16 years on two continents. Besides also playing American college soccer and indoors with the Los Angeles Lazers of the old Major Indoor Soccer League (MISL), Zambrano began coaching the U-19 side of the Los Angeles Salsa in the second division United Soccer Leagues before moving up to the club's senior side. He became an assistant coach and later manager of the Los Angeles Galaxy, and then manager of the New York-New Jersey MetroStars. He was a finalist for Major League Soccer's Coach of the Year award three times. He went on to coach FC Tiligul of Moldova and FC Tatabanya of Hungary.

Addition writing/Statistics:

Steven Torres,

Manager of Information Services - CONCACAF

Graphic Design and Layout:

Michael Maselli,

Director of Graphics - CONCACAF

Translation:

Victorian Posloncec

Photos:

Mexsport, Tony Quinn





**CONCACAF**

The Confederation of North, Central American and Caribbean Association Football  
725 Fifth Avenue, 17th Floor, New York City, New York 10022  
[www.CONCACAF.com](http://www.CONCACAF.com)