

TEXAS A&M[®]
2012 FOOTBALL



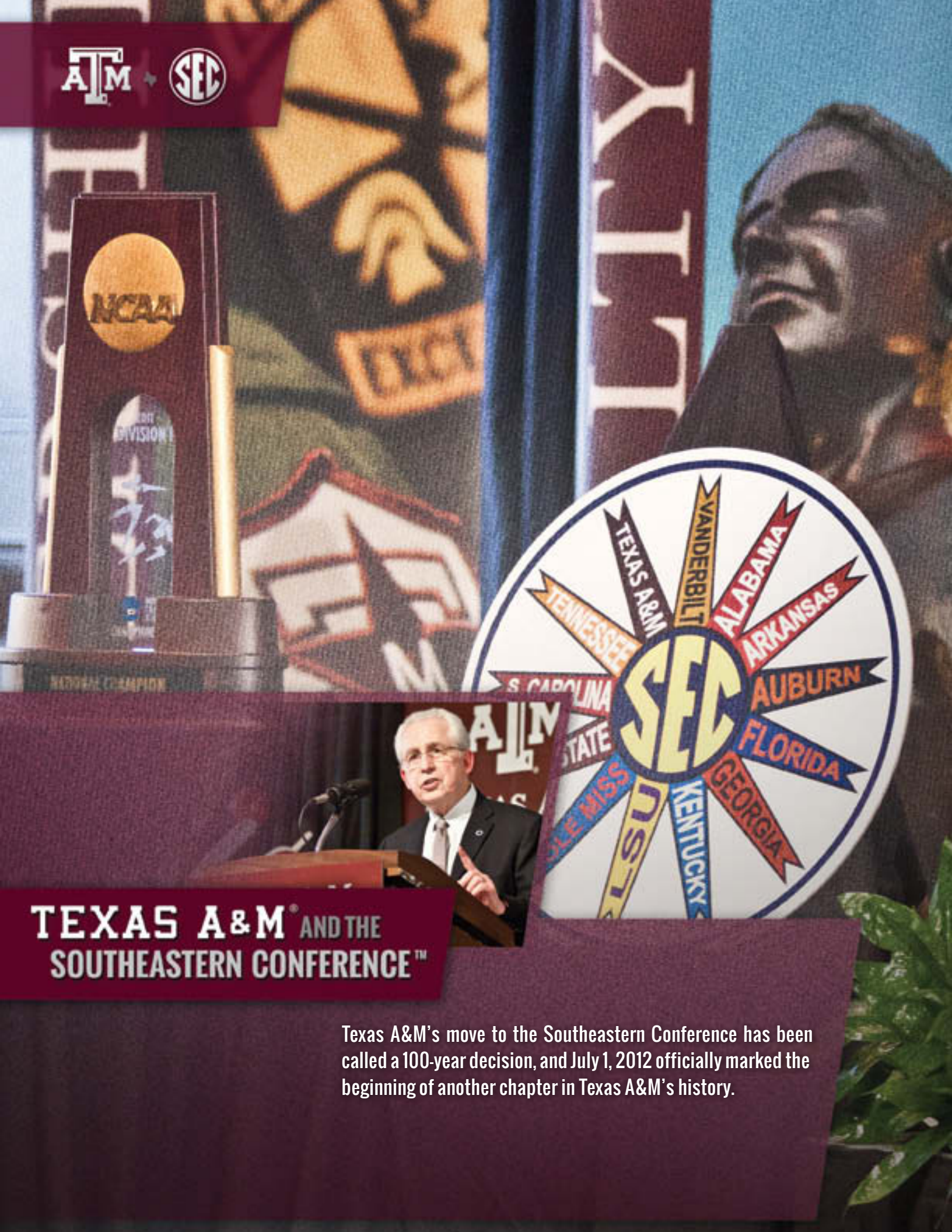
#25 RYAN SWOPE

KEVIN SUMLIN
HEAD COACH

#10 SEAN PORTER



NEW COACH. NEW CONFERENCE. SAME 12TH MAN.



TEXAS A&M® AND THE SOUTHEASTERN CONFERENCE™

Texas A&M's move to the Southeastern Conference has been called a 100-year decision, and July 1, 2012 officially marked the beginning of another chapter in Texas A&M's history.



TEXAS A&M

HOWDY

TEXAS A&M ATHLETIC MEDIA RELATIONS

ALAN CANNON

Assoc. A.D./
Media Relations
acannon@athletics.tamu.edu

BRAD MARQUARDT

Associate Director
bmarquardt@athletics.tamu.edu

MEREDITH COLLIER

Assistant Director
mcollier@athletics.tamu.edu

DEBBIE DARRAH

Assistant Director
ddarrah@athletics.tamu.edu

SHAWN PRICE

Assistant Director
sprice@athletics.tamu.edu

ADAM QUISENBERRY

Assistant Director
aquisenberry@athletics.tamu.edu

DEANNA WERNER

Assistant Director
dwerner@athletics.tamu.edu

CYNDI MOUSNER

Publications Specialist
cyndi41mac@mac.com

JACKIE THORNTON

Office Manager
jackiet@athletics.tamu.edu

Athletic Department
Texas A&M University
P.O. BOX 30017
College Station, Texas
77842-3017

www.AggieAthletics.com

Summer 2012

Dear Media,

On behalf of the Texas A&M media relations office and everyone involved with Texas A&M, it's an honor to join the Southeastern Conference. We are looking forward to renewing old friendships and rivalries, as well as establishing new friendships and rivalries.

Please do not hesitate to contact the media relations staff if we can assist in any way. Alan Cannon, Brad Marquardt and Adam Quisenberry are your main media relations contacts for Aggie football.

We have a terrific coaching staff and some wonderful players on the Aggie football team with some interesting stories to tell. A number of Texas A&M players have earned pre-season recognition based upon their play in previous years and some talented youngsters stand ready to make their mark as well.

Gig 'Em,

Alan Cannon
Associate Athletics Director
for Media Relations
Texas A&M University



MEDIA CONTACTS



33rd Year
with
Aggie
Football

ALAN CANNON
Texas A&M '84



23rd Year
with
Aggie
Football

BRAD MARQUARDT
Texas A&M '88



3rd Year
with
Aggie
Football

ADAM QUISENBERRY
Texas Tech '04

TABLE OF CONTENTS

1 LETTER FROM ALAN CANNON

2 MEDIA INFORMATION

- 3 Quick facts
- 3-4 Media information
- 4 SEC Head Coaches Teleconference
- 4 AggieAthletics.com/media
- 4 2012 schedule/2011 results
- 5 Texas A&M Athletic Director Eric Hyman
- 6-7 Texas A&M logo guide
- 7-9 Texas A&M's move to the SEC
- 11 Southeastern Conference
- 12 Commissioner Mike Slive

13 INTRODUCING TEXAS A&M

- 14 The Time is Right for a Change
- 15 Texas A&M at a Glance
- 16-17 Traditions at Texas A&M
- 18 Welcome to Aggieland
- 19 University President Dr. R. Bowen Loftin
- 20 Follow the Aggies on all platforms

21 TEAM INFORMATION

- 22 2012 preseason notes
- 23-24 Alphabetical/numerical Rosters
- 25 Squad breakdown
- 26 Post-Spring depth chart

27 OPPONENTS

- 28-31 Opponents
- 32-33 Series record vs. 2012 opponents
- 34 SEC Championship information
- 35 SEC cumulative schedule
- 36 2012 opponents schedule grid

37 MEET THE AGGIES

- 38-65 Returnees
- 66-69 2012 signees

70 MEET THE COACHES

- 72-73 Kevin Sumlin, Head Coach
- 74 Sumlin's record as a head coach
- 75 Kliff Kingsbury, Offensive Coordinator/QB
- 76-77 Mark Snyder, Defensive Coordinator
- 78 Marcel Yates, Co-Defensive Coordinator/DB
- 79 B.J. Anderson, Assistant Coach/OL
- 80 David Beaty, Assistant Coach/WR
- 81 Clarence McKinney, Assistant Coach/
RB, Recruiting Coordinator
- 82 Brian Polian, Assistant Coach/
TE, Special Team Coordinator
- 83 Terry Price, Assistant Coach/DL
- 84 Matt Wallerstedt, Assistant Coach/LB
- 85 Larry Jackson, Director of FB Sports Performance
- 86 Justin Moore, Assoc. AD for Football
- 87 Gary Reynolds, Director of FB Operations
- 88 Kenneth Bell, Director of FB Recruiting
- 89 Football graduate assistants
Scott Aligo, Brian Cummings, Clint Kubiak,
Nathan Reeves, Byron Thomas
- 90 Football-related staff directory

2012 TEXAS A&M FOOTBALL MEDIA GUIDE

Produced by Texas A&M Athletic Media Relations Office

EXECUTIVE EDITOR	Alan Cannon
EDITORS	Brad Marquardt Adam Quisenberry
CONTRIBUTORS	Texas A&M Marketing & Communications
PHOTOGRAPHY	Glen Johnson Patric Schneider Texas A&M Marketing & Communications
COVER DESIGN	Brian Gardner
PAGE LAYOUT AND DESIGN	Cyndi Mousner
SPECIAL THANKS	Many NFL teams for use of photos

91 2011 SEASON IN REVIEW

- 92-94 Review notables
- 95-113 Statistics
- 114-126 Game summaries

127 RECORDS AND HISTORY

- 128-131 Rushing
- 132 Total offense/all-purpose yards
- 133-134 Passing
- 136-138 Receiving
- 139 Field goals
- 140 Extra points/punt returns
- 141 Kickoff returns/punting
- 142 Defense
- 143-145 Annual statistical leaders
- 146-148 Freshman records
- 149-150 Team records
- 151 Opponent records
- 153-153 Annual team statistics
- 154 Aggies in the NCAA rankings
- 155-167 Year-by-year results
- 168 All-time record vs. opponents/record by decade
- 169-176 Series History vs. opponents
- 176 Overtime history
- 177 Attendance records
- 178-179 Kyle Field/timeline/record by decade
- 180-181 TV Appearances/Appearences by network
- 182 Head coaches by wins, by percentage
- 183 Assistant coach history
- 184-185 All-Americans/all-conference selections
- 186 Conference award winners/various honors
- 187 Academic honors
- 188-193 Letterwinners
- 194 Bowl history
- 195-198 Texas A&M in the Associated Press rankings

199 AGGIES IN THE PROS

- 200 Aggies on current NFL rosters
- 201-204 Aggies in the Pros history
- 205-208 Aggies in the Draft

MEDIA INFORMATION

CREDENTIALS

Media credentials should be requested via e-mail at least one week in advance of game and will be mailed if time permits. Otherwise, credentials can be picked up at the Media Will Call at the base of the middle elevator shaft on the press box side of Kyle Field on game day. Media Will Call opens four hours prior to game time. The Kyle Field press box seats approximately 120 working media members. Media seating is limited, so credentials will be issued according to the following protocol:

1. Local newspapers, wire services, national publications and newspapers regularly covering the opponent.
2. Other daily newspapers with a preference to those covering A&M on a regular basis.
3. Radio and television personnel reporting but not broadcasting.
4. Scouts from professional teams.
5. Non-daily publications with a preference to those covering A&M on a regular basis.
6. Magazines and newsletters focusing primarily on one team with a preference to those covering A&M on a regular basis.

PHOTOGRAPHERS

Photo credentials should be requested in the same manner as regular media credentials. All photographers should register with the Frequency Coordinator in the press box. Camera persons must stay out of the team area on both sidelines or they will be escorted from the stadium. Photographers are required to kneel in the north end zone area and occasionally on the sidelines when auxiliary seating is present. Photo credentials will be issued according to the following protocol:

1. Local newspapers, wire services, national publications, local television stations and newspapers and television stations regularly covering the opponent.
2. Other daily newspapers and television stations with preference to those covering A&M on a regular basis.
3. Non-daily newspapers and other publications with a preference to those covering A&M on a regular basis.

MEDIA ENTRANCE

To reach the press box, media members must enter through the gate at the base of the west side (Gate 7) of Kyle Field. The radio/TV level is located on the eighth floor, while the print level is on the ninth floor. Photographers can reenter Kyle Field with a credential through Gate 10 (northwest corner of Kyle Field). A photo work room, with 10 high-speed internet connection points, is located adjacent to the northwest tunnel in the Burkhart Auditorium.

GAME DAY SERVICES

Play-by-play, halftime and complete team and individual statistics will be provided, along with postgame quotes and notes. Game notes and quotes will be posted on Texas A&M's official website promptly after the conclusion of the game (AggieAthletics.com).

TEXAS A&M QUICK FACTS

LOCATION: College Station, Texas 77842
FOUNDED: 1872 (opened 1876)
ENROLLMENT: 50,054 (fall 2011)
PRESIDENT: Dr. R. Bowen Loftin (Texas A&M '71)
CHANCELLOR: John Sharp
FACULTY REPRESENTATIVE: Dr. Tom Adair (Texas A&M '57)
DIRECTOR OF ATHLETICS: Eric Hyman (North Carolina)
ATHLETIC DEPT PHONE: (979) 845-5129
CONFERENCE: Southeastern Conference
AFFILIATION: NCAA Division I
NICKNAME: Aggies
MASCOT: Reveille (American Collie)
COLORS: Maroon (Pantone 505) and White

FOOTBALL QUICK FACTS

HEAD COACH:
KEVIN SUMLIN (Purdue, '88)
Years at Texas A&M: First
Years as head coach: 5th (35-17 record in 4 years)

ASSISTANT COACHES:

KLIFF KINGSBURY, Offensive Coordinator/
Quarterbacks (Texas Tech, '01)
MARK SNYDER, Defensive Coordinator (Marshall, '88)
MARCEL YATES, Co-Defensive Coordinator/
Secondary (Boise State, '00)
B.J. ANDERSON, Offensive Line (Stephen F. Austin, '97)
DAVID BEATY, Wide Receivers (Lindenwood, '94)
CLARENCE MCKINNEY, Running Backs/
Recruiting Coordinator (Mary, '94)
BRIAN POLIAN, Tight Ends/
Special Teams Coordinator (John Carroll, '97)
TERRY PRICE, Defensive Line (Texas A&M, '90)
MATT WALLERSTEDT, Linebackers (Kansas State, '88)
LARRY JACKSON, FB Sports Performance
(Texas A&M, '95)

KYLE FIELD QUICK FACTS

STADIUM: Kyle Field
CAPACITY: 82,589
LARGEST CROWD: 90,079 (vs. Nebraska, Nov. 20, 2010)
PLAYING SURFACE: Natural grass
FIRST YEAR OF FOOTBALL: 1905
STADIUM BUILT: 1927 and 1929

TEAM INFORMATION

BASIC OFFENSE: Multiple
BASIC DEFENSE: Multiple 4-3
2011 OVERALL RECORD: 7-6
2011 CONFERENCE RECORD (FINISH): 4-5 (6th in Big 12)
2011 BOWL: Meineke Car Care Bowl of Texas (Win 33-22)
2011 RANKING: Not ranked
2012 SQUAD BREAKDOWN: go to page 25

FOOTBALL MEDIA RELATIONS STAFF

ALAN CANNON, Associate AD for Media Relations (Football)
E-MAIL: acannon@athletics.tamu.edu
CELL: 979/777-4200
BRAD MARQUARDT, Associate Director (Football #2)
E-MAIL: bmarquardt@athletics.tamu.edu
CELL: 979/229-8651
ADAM QUISENBERRY, Assistant Director (Football #3)
E-MAIL: aquisenberry@athletics.tamu.edu
CELL: 713/582-5135

INTERNET ACCESS

Internet access is available in the ninth level press box. Access to the wireless internet requires completion of a Network Access Request Form, which can be obtained from a member of the TAMU media relations staff.

PHONE LINES

Numerous phone lines and phone instruments are available, but media members wishing to order their own lines should contact Verizon (979-845-HELP). To use existing lines, dial 9-0-area code-number. For toll free numbers, dial 9-800-number (do not dial "1"). Only collect, toll free and credit card calls are accepted.

PREGAME MEALS

Complimentary pregame meals will be served via a voucher which can be used in the press box. Bottled water, soft drinks and coffee will be available in the press box.

PRESS BOX

The press box is located on the west side of Kyle Field, or the side facing Wellborn Road (FM 2154), and can be accessed through the elevators at the base of the west side stands underneath the large "KYLE FIELD" lettering on the stadium's side. Working press are located on Level 9, while broadcast media are located on Level 8.

WILL CALL

Media will call is located at Gate 7, the entrance to the stadium just underneath the press box.

POSTGAME INTERVIEW LOCATIONS

At home games, postgame interviews with Texas A&M players and coaches are conducted in a specially equipped interview room located in the Bright Football Complex in the south end of the stadium. The A&M locker room is closed at all times to media. Interview requests will be taken late in the game and every effort will be made to ensure that requested players are available. There will be no interviews conducted on the field, except for the television network that is broadcasting the game. Members of the Texas A&M media relations staff will help direct you to the postgame interview area (**NOTE: Bright Football Complex main lobby will be closed throughout the 2012 season due to construction. Check with SID for best route to interview room.**)

Visiting team postgame policy differs by team. Media members should contact the visiting SID at the game for information.



SEC HEAD COACHES TELECONFERENCE

The Southeastern Conference will host individual telephonic news conferences with each head coach on Wednesdays, starting at 10:10 a.m. (Central time), during the 2012 season. Those media wishing to dial into the conference call should contact Chuck Dunlap (cdunlap@sec.org) in the SEC office for the call-in and replay numbers.

The call will be available live and archived on www.secdigitalnetwork.com.

Teleconferences are scheduled for every Wednesday during the season. Coaches will appear in the following order:

10:10 a.m.	Steve Spurrier	South Carolina
10:20 a.m.	Will Muschamp	Florida
10:30 a.m.	James Franklin	Vanderbilt
10:40 a.m.	Nick Saban	Alabama
10:50 a.m.	Derek Dooley	Tennessee
11:00 a.m.	John L. Smith	Arkansas
11:10 a.m.	Gary Pinkel	Missouri
11:20 a.m.	Hugh Freeze	Ole Miss
11:30 a.m.	KEVIN SUMLIN	TEXAS A&M
11:40 a.m.	Joker Phillips	Kentucky
11:50 a.m.	Dan Mullen	Mississippi State
12:00 p.m.	Mark Richt	Georgia
12:10 p.m.	Gene Chizik	Auburn

TUESDAY PRESS CONFERENCE

Coach Kevin Sumlin conducts a weekly press conference on Tuesday of all game weeks beginning at 12 p.m. at the Bright Football Complex. Player requests should be made to the SID office on Mondays prior to the evening practice. Unless class schedules present a conflict, requested players also will be available during this time. This is the preferred time for all interviews to occur.

INTERVIEW POLICY

All interviews must be requested with a minimum 24-hour notice. For best results, interviews should be conducted on Tuesdays.

SATELLITE AND MICROWAVE REMOTES

Outlets wishing to bring satellite and microwave news units to Kyle Field must contact the SID office prior to Wednesday of game week to assure adequate parking space is available near the stadium. Parking for the units is on the south end of the stadium, adjacent to the Netum Steed weight room and the McFerrin Athletic Complex.

PRACTICE

All practices are closed to the public, and only the first 20 minutes of the workout will be open for members of accredited media outlets. Media members wishing to attend the beginning of practice should contact the SID office for exact starting times and location.

WEEKLY RELEASE VIA E-MAIL

To receive the weekly football release via electronic mail, members of the media can send an e-mail message to:

BRAD MARQUARDT <bmarquardt@athletics.tamu.edu>

ADAM QUISENBERRY <aquisenberry@athletics.tamu.edu>

The release is also posted on aggieathletics.com in text format and Adobe PDF format.

PHOTOS VIA E-MAIL

Members of the media can receive high resolution digital images of Texas A&M's coaches and players via electronic mail by contacting:

BRAD MARQUARDT <bmarquardt@athletics.tamu.edu>

ADAM QUISENBERRY <aquisenberry@athletics.tamu.edu>

MEDIA INFO CENTER

All the latest information on the Aggie football team can be accessed on Texas A&M's Media Info Center at: AggieAthletics.com/media

2012 SCHEDULE

AUGUST	30	vs. Louisiana Tech	Shreveport, La.	A&M leads9-0
SEPTEMBER	8	FLORIDA	College Station, Texas	Tied1-1
	15	at Southern Methodist	Dallas, Texas	A&M leads 42-29-7
	22	SOUTH CAROLINA STATE	College Station, Texas	First meeting
	29	ARKANSAS	College Station, Texas	UA leads 41-24-3
OCTOBER	6	at Ole Miss	Oxford, Miss.	A&M leads4-0
	20	LSU	College Station, Texas	LSU leads 27-20-3
	27	at Auburn	Auburn, Ala.	A&M leads2-0
NOVEMBER	3	at Mississippi State	Starkville, Miss.	MSU leads3-2
	10	at Alabama	Tuscaloosa, Ala.	UA leads3-1
	17	SAM HOUSTON STATE	College Station, Texas	A&M leads10-0
	24	MISSOURI	College Station, Texas	A&M leads7-5

2011 RESULTS

7-6 Overall • 4-5 Big 12 Home 4-3 • Away 2-2 • Neutral 1-1 • vs. Top 25 1-4

SEPTEMBER	4	[8/9]	SMU	[FSN]	[NR/NR]	W	46-14	86,951
	17	[9/9]	Idaho	[FSN-PPV]	[NR/NR]	W	37- 7	86,623
	24	[8/8]	Oklahoma State	[ABC-R]	[7/6]	L	29-30	87,358
OCTOBER	1	[14/13]	vs Arkansas	[ESPN]	[18/18]	L	38-42	69,838
	8	[24/25]	at Texas Tech	[FX]	[NR/NR]	W	45-20	58,416
	15	[21/23]	Baylor	[FX]	[20/24]	W	55-28	87,361
	22	[17/18]	at Iowa State	[ABC-R]	[NR/NR]	W	33-17	51,131
	29	[16/16]	Missouri	[FX]	[NR/NR]	(OT) L	31-38	86,934
NOVEMBER	5	[RV/RV]	at Oklahoma	[ABC-R]	[7/7]	L	25-41	85,709
	12	[NR/RV]	at Kansas State	[ABC-R]	[17/22]	(4OT) L	50-53	46,204
	19	[NR/NR]	Kansas	[FSN]	[NR/NR]	W	61- 7	86,411
	24	[NR/NR]	TEXAS	[ESPN]	[NR/RV]	L	25-27	88,645
DECEMBER	31	[NR/NR]	vs Northwestern	[ESPN]	[NR/NR]	W	33-22	68,395

(Meineke Car Care Bowl of Texas)

ERIC HYMAN



A national leader among Directors of Athletics who has Southeastern Conference experience and Texas ties, Eric Hyman was named the Texas A&M Director of Athletics by University President Dr. R. Bowen Loftin on June 30, 2012. Texas A&M officially joined the Southeastern Conference on July 1, 2012.



Hyman comes to Aggieland from the University of South Carolina where he served the past seven years helping to lead the Gamecocks to being a nationally prominent program that included their first national championships with back-to-back titles in baseball (2010 & 2011). A skilled administrator who has overseen outstanding academic success in his programs, Hyman had the SEC's 2012 H. Boyd McWhorter Scholar Athlete of the Year in Gamecock pitcher Michael Roth.

Hyman has developed an outstanding reputation as a leader among his peers. He was named the 2003-04 Street and Smith's Business Journal National Athletics Director of the Year and was also selected as the Division I-A West Regional Athletics Director of the Year by the National Association of Collegiate Directors of Athletics (NACDA).

In September 2008, he assumed the duties as President of the Division 1A Athletic Directors' Association. More recently, he was named to the NCAA Division I Baseball Committee and was selected as the 2010-11 Under Armour Southeast Region Athletics Director of the Year by NACDA.

Hyman has been a featured speaker at numerous conventions, including the NCAA Champions Forum, to speak on diversity issues in athletics; and the American Football Coaches' Association, to guide aspiring assistant coaches on how to become a head coach. He is also a regular presenter at the Division I-A Athletic Directors Institute.

During the 2011-12 academic year, the football team set a school record for most wins in a season with 11; the women's basketball team advanced to the Sweet 16; the women's soccer team was crowned SEC regular season champions; the women's golf team captured the East Regional title and finished fifth at the NCAA Championships; and the baseball team was the national runner-up at the College World Series. In addition, both men and women's soccer, tennis, golf, and track and field advanced to the postseason. Since January 2010, Carolina has posted wins over eight top-ranked teams in four sports: Alabama in football, Kentucky in men's basketball, Arizona State, Florida, Vanderbilt and Virginia in baseball and Georgia and Auburn in equestrian.

His hiring of successful head coaches, the development of a \$200 million master plan of facilities, and the school's first athletics capital campaign have taken South Carolina Athletics to new heights. Hyman has successfully guided the department through a football seat donation initiative, which, along with philanthropic gifts and money guaranteed through the television

agreement, has provided the financial resources to place Gamecock facilities equal to and above the standards of their SEC rivals.

Under Hyman's tenure, the Carolina Stadium state-of-the-art baseball facility opened in the spring of 2009; the Dodie Anderson Academic Enrichment Center opened in February 2010; followed closely by an adjacent parking garage and tennis center. The Rice Athletics Center coaches' support building opened in June 2012. In addition, the athletic training room, locker room, coaches' locker room, players' lounge and entryway at Williams-Brice Stadium have all received major upgrades. Men's and women's basketball locker rooms have been renovated along with the coaches' offices. Major suite renovations took place at Williams-Brice following the successful addition of the Champion Club suites. Upon Hyman's arrival the stadium was dressed up with graphics and recognition of record-holding players. In addition, 2012 has seen the Farmers' Market converted into a football parking lot and tailgate area for the fans, while a new state-of-the-art video board has been added to enhance the stadium's atmosphere. Renovations are also underway at the softball and track facilities.

Off the field, South Carolina student-athletes combined to surpass the 3.0 grade point average plateau for 11 consecutive semesters and are regularly among the leaders in the SEC Academic Honor Roll. Gamecock student-athletes concluded the 2011-12 academic year posting their highest departmental grade point average to date. The GPA for the fall semester (3.202) was the highest ever and the GPA for the spring semester (3.196) was the second highest. In addition, South Carolina's APR scores have continually improved under Hyman's watch, with all 19 of the university's countable sports posting a multi-year score of 950 or better in the latest report.

Hyman came to South Carolina from TCU, where he served as the athletics director from 1998-2005. Under his direction, TCU reached new heights across the board, from number of conference wins, NCAA tournament appearances, bowl appearances, national rankings and academic success to having a Heisman Trophy finalist, LaDainian Tomlinson. As

TCU's athletics director, Hyman worked diligently to improve athletic facilities. He directed a three-phase building plan that completely renovated the athletic department's facilities and provided the foundation for the recent Frogs' successes.

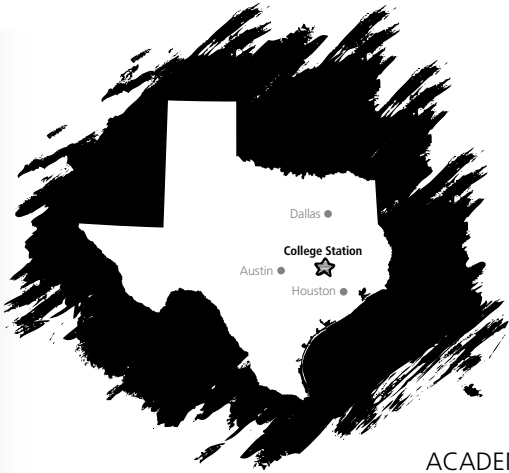
Prior to his stint in Fort Worth, Hyman was the Athletics Director at Miami University in Oxford, Ohio, and VMI in Lexington, Va. He also served as Executive Associate Athletics Director at North Carolina State University in Raleigh, N.C., and Associate Athletics Director at Furman University in Greenville, S.C. Prior to becoming an administrator, he coached football at Furman University for nine years under Art Baker and Dick Sheridan.

Hyman graduated from the University of North Carolina at Chapel Hill where he was an all-ACC football player, on the Dean's list and selected for the Hula Bowl. He signed with the New Orleans Saints.

Hyman earned a master's degree in educational administration from Furman in 1975. He and his wife, Pauline, together coached the women's basketball team at North Greenville University in Tigerville, S.C., leading the team to national rankings in the 1970s.

Pauline is a native of North Carolina and also has her undergraduate and graduate degrees from the University of North Carolina at Chapel Hill and did some post-graduate work at South Carolina in the early 1980s. Pauline played women's college basketball, taught sociology and psychology and served as a college administrator. She also developed and taught the NCAA Life Skills course and various seminars for student-athletes at both Miami University and TCU. Since coming to South Carolina, she has taught the Etiquette Seminar in the Gamecocks' Life Skills course and assists with other seminars in preparing the student-athletes for their futures, such as the Dress for Success and Networking and Interviewing seminars.

The Hymans have a daughter and son-in-law, Corrine, a real estate agent, and Michael Quast, a financial analyst. They also have a son and daughter-in-law, Ryan, who is in property and casualty insurance, and Carolyn Hyman, an attorney. They all reside in Fort Worth, Texas. Ryan and Carolyn are expecting Pauline and Eric's first grandchild in November.



TEXAS A&M UNIVERSITY

Quick Facts

- LOCATION College Station, Texas (*about 90 miles northwest of Houston*)
- COLORS Maroon & White (*custom Pantone mix or Pantone 505*)
- NICKNAME Aggies
- MASCOT Reveille
- FOUNDED 1876 (*first public university in Texas*)
- ENROLLMENT 49,861 students (*sixth largest university in nation*)
- ACADEMIC RANKING T-19th in nation among public universities
(U.S. News & World Report, 2011)

Logo Guide

Texas A&M is keeping it simple with one logo representing both athletic and academic arenas. While there are hundreds of logos in circulation, here's what to look for to ensure you've got the right Texas A&M logo.

Download files at brandguide.tamu.edu

CRITICAL DETAIL
The correct TAM logo aligns the serif from the T with the top of the A.




file name: TAM Logo

Use this boxed logo for **online** and **TV**.



file name: TAM Logo Box



our official logos

You'll see this mark on our helmets and in athletic settings.



TEXAS A&M
UNIVERSITY

file name: TAM Wordmark



our logo is combined with our wordmark to create our "primary mark."



file names: TAM Primary (A + B)





Make sure you've got the right mark!

It's all in the details



There are a lot of rogue logos out there! Here are a few...

DON'TS



INCORRECT

CORRECT

Using this logo online eliminates the need for keeping up with two logo files (one for light backgrounds and one for dark).



contacts

- UNIVERSITY **Jason Cook**
Vice President of Marketing & Communications
979.458.1729 jason.cook@tamu.edu
- ATHLETICS **Alan Cannon**
Associate Athletic Director for Media Relations
979.862.5447 a-cannon@tamu.edu
- BRAND **Kim Miller**
Creative Director, Marketing
979.845.4646 kim-miller@tamu.edu

websites

- LOGOS **brandguide.tamu.edu**
- TRADEMARKS **trademarks.tamu.edu**
- NEWS **tamutimes.tamu.edu**
- SPORTS **aggieathletics.com**

www.tamu.edu



“A 100-YEAR DECISION”

Texas A&M’s move to the Southeastern Conference has been called a 100-year decision, and on July 1, 2012, this decision officially marked the beginning of another chapter in Texas A&M’s history.

THE ROAD TO THE SEC

The process for making this monumental decision began in late spring 2010 after the departure of the University of Nebraska and the University of Colorado from the Big 12 Conference. When issues arose in 2011 that further undermined the stability of the Big 12, Texas A&M President R. Bowen Loftin resumed internal discussions about conference alignment, leading to a phone call to SEC Commissioner Mike Slive on July 21.

On Aug. 25, Texas A&M officially notified the Big 12 Conference that it was exploring options related to the institution’s athletic conference affiliation. Less than a week later on Aug. 31, Texas A&M notified the Big 12 that it would submit an application to join another athletic conference. Texas A&M’s application letter was received by the SEC on Sept. 5, and on Sept. 25, the SEC presidents and chancellors voted unanimously to unconditionally accept the Aggies as the 13th member of the storied conference. The university formally celebrated its new conference affiliation on campus on Sept. 26.



WHY THE SEC IS THE BEST CHOICE FOR TEXAS A&M

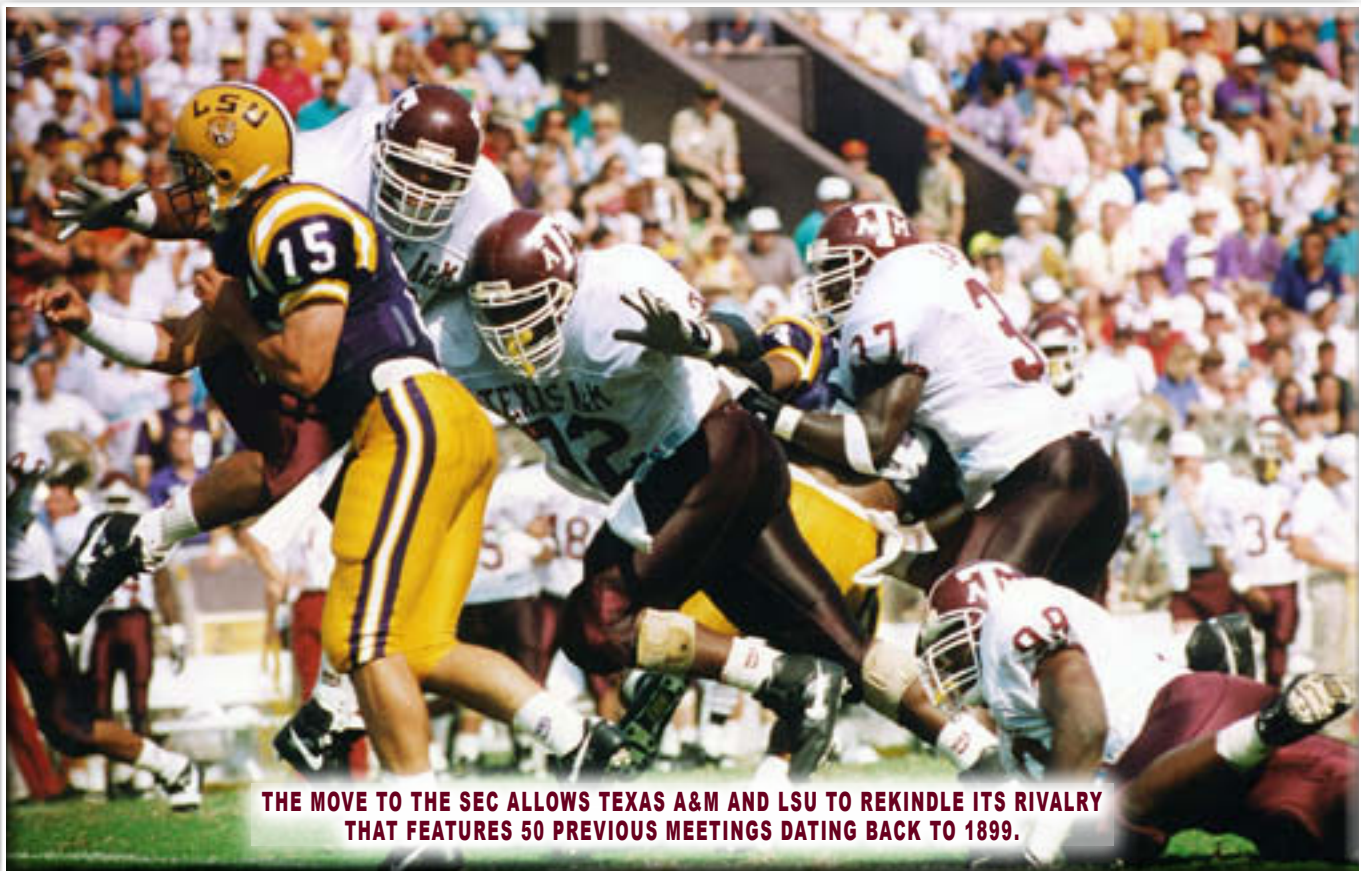
As a member of the SEC, Texas A&M will have national visibility, greater financial opportunity and conference stability. And, culturally, it’s a great fit.

The SEC is the most widely broadcast conference, providing an opportunity to raise Texas A&M’s national profile now and into the future. Geographically, the SEC has 21 of the top 65 designated media markets, allowing Texas A&M to expand its brand to a national level. In the SEC, nearly all Aggie football games will be broadcast nationally via CBS or ESPN, and other varsity sports will have increased visibility as well.

In addition to projected conference distributions, Texas A&M envisions enhanced future revenues from sponsorships, ticket sales and collegiate licensing. Since Texas A&M announced its move to the SEC, licensing revenues have increased by 27 percent, compared to an average growth of 7 percent by our peer institutions.

The SEC is the dominant player in collegiate athletics and should shape the national landscape well into the future. Like Texas A&M, 10 of the 14 member conference owe their origins to the Morrill Act of 1862, which revolutionized higher education through the creation of land-grant universities. And, like Texas A&M, SEC members have achieved national and international academic prominence. For example, three universities – Vanderbilt University, the University of Florida and the University of Missouri – are members, with Texas A&M, in the elite Association of American Universities, which has just 61 members in the United States and Canada.

Our counterparts in the SEC are much like Texas A&M in other fundamental ways as well: they celebrate their rich histories and perpetuate their unique traditions, they are passionate on the playing field and in the stands, and they are united in their commitment to instilling core values that will prepare future generations of leaders for our nation and world.



THE MOVE TO THE SEC ALLOWS TEXAS A&M AND LSU TO REKINDLE ITS RIVALRY THAT FEATURES 50 PREVIOUS MEETINGS DATING BACK TO 1899.

SEC MOVE FAQs

WHY DID TEXAS A&M MOVE TO ANOTHER CONFERENCE AT THIS TIME?

Texas A&M considers this to be a 100-year decision, and one that was not made lightly. In many ways, this is the next logical step in the university's ongoing growth and development since it was transformed from an all-male, military college to a major research university beginning in the 1960s. As a national university, Texas A&M deserves an athletic conference that will provide the most national exposure for the institution and its student-athletes.

WHAT WAS THE PROCESS FOR MAKING THE DECISION TO JOIN THE SEC?

The process began in late spring 2010, when the departure of the University of Nebraska for the Big Ten and the University of Colorado to the PAC-10 made the Big 12 Conference considerably less stable.

At that time, Texas A&M began a strategic and comprehensive analysis of the different conference options, and determined that the SEC provided the best long-term fit in terms of athletics and institutional history and culture, as well as future stability.

When issues arose in 2011 that further undermined the stability of the Big 12, President Loftin resumed internal discussions about conference alignment that led to a telephone call on July 21 to SEC Commissioner Slive to initiate the conversation about joining the SEC.

On August 25, President Loftin notified the Big 12 that Texas A&M would "explore all conference options" and requested information regarding exit procedures and early termination fees. On September 2, the Big 12 sent notification that the SEC was free to accept Texas A&M as a new member. On September 5, the SEC received an application letter from Texas A&M. On September 25, the SEC presidents and chancellors voted unanimously to unconditionally accept the Aggies as the 13th member and only the third new member in the conference's 78-year history.

All parties involved expected the process to take several weeks, and as indicated under the previous question, this is a 100-year decision. The SEC is a very collegial organization that moves forward only after obtaining a consensus from its chancellors and presidents.

Meanwhile, some externally driven issues had to be resolved. Ultimately, when Oklahoma decided to stay in the Big 12 instead of moving to the Pac-12, thus ensuring the Big 12's future, the SEC was prepared to move ahead with accepting Texas A&M's application.

HOW WILL THIS AFFECT TEXAS A&M'S HISTORIC RIVALRY WITH THE TEXAS LONGHORNS?

The SEC has a long history of encouraging cross-conference rivalries such as those between Florida and Florida State, Clemson and South Carolina, and Georgia Tech and Georgia.

President Loftin has repeatedly made it clear that Texas A&M would like to continue its rivalry against the University of Texas, which began in 1894, and SEC Commissioner Mike Slive has said that he favors continuing the traditional Aggie-Longhorn game around Thanksgiving.

THE AGGIE WAR HYMN MENTIONS THE UNIVERSITY OF TEXAS. WILL THE LYRICS BE CHANGED?

Many traditions at Texas A&M involve rivalries or historical artifacts that are obsolete today. For example, "gig 'em" refers to the TCU horned frogs, and the vast majority of Aggies today are not farmers, although the "Farmers Fight" yell is still popular.

The second verse of the Aggie War Hymn, which is the one most often sung, refers to "texas university" while the first does not. Student leaders are in the process of determining whether to switch to the first verse, continue with the second verse, or sing both.

WHAT ABOUT THE HISTORIC RIVALRIES WITH OTHER UNIVERSITIES IN TEXAS?

Texas A&M believes that it will be very feasible to continue playing traditional rivals such as Texas Tech and Baylor in sports besides football. Scheduling football games annually with Texas Tech and Baylor would be difficult given the limited number of non-conference games for each university.

WHAT ROLE, IF ANY, DID THE LONGHORN NETWORK PLAY IN THIS PROCESS?

From the beginning, the process was driven by what best serves the long-term interests of Texas A&M and its student-athletes. Institutional visibility, conference stability and equality among conference members were the most important considerations.

WHY IS THE SEC THE BEST CHOICE FOR TEXAS A&M?

The SEC provides Texas A&M with national visibility, as well as greater financial opportunity and conference stability.

Like Texas A&M, eight of the 12 current SEC member institutions owe their origins to the Morrill Act of 1862, which revolutionized higher education through the creation of land-grant universities. And, like Texas A&M, SEC members have achieved national and international prominence. For example, two universities – Vanderbilt University and the University of Florida – are members, with Texas A&M, in the elite Association of American Universities, which has just 61 members in the United States and Canada.

Our counterparts in the SEC are much like Texas A&M in other fundamental ways as well: they celebrate their rich histories and perpetuate their unique traditions, they are passionate on the playing field and in the stands, and they are united in their commitment to instilling core values that will prepare future generations of leaders for our nation and world.

Finally, the SEC provides a national platform for its member institutions. As a member of the Big 12, only two or three Aggie football games reach a national audience each year. In the SEC, nearly all Aggie football games will be broadcast nationally via CBS or ESPN, and other varsity sports will have increased visibility as well.

WHY IS IT IMPORTANT FOR TEXAS A&M TO BE A NATIONAL BRAND WITH A NATIONAL PLATFORM?

Athletics serves as the “front porch” introduction to Texas A&M for the millions of people around the nation and world who are not familiar with the university. By creating a favorable impression, we strengthen the university’s reputation.

Strengthening our brand also bolsters the rich culture and traditions that set Aggies apart. Texas A&M has sponsorships or partnerships with numerous major corporations, including Pepsi, Barnes & Noble, Gatorade, Adidas, Chevron, Tony Roma’s and HEB, among others.

These arrangements generate millions of dollars in sponsorship and licensing revenues for Texas A&M, much of which stays on campus in direct support of academic and student leadership development programs.

WILL BEING IN THE SEC BENEFIT TEXAS A&M’S ATHLETIC PROGRAM?

Competing in the nation’s premiere athletic conference will strengthen all intercollegiate sports at Texas A&M, as reflected in the Learfield Sports Directors Cup standings, which are based on a university’s overall athletic program. In 2011, Texas A&M placed first in the Big 12 and eighth in the nation in the Directors Cup.

Being in the SEC also will significantly benefit our ability to recruit top student-athletes. Texas has about 4,000 high schools, and many of high school athletes aspire to play professionally. They look east and see the great teams, great competitions and great futures for the student-athletes there, and now they have the added advantage of being able to stay in Texas for their collegiate experience as well.

DOES THE CONFERENCE ISSUE HAVE ANY BEARING ON THE PROPOSED RENOVATION OF KYLE FIELD?

Not directly. Work is expected to begin no sooner than 2013 as we take time to figure out the right plan for Kyle Field – parts of which are nearly a century old – that will provide the amenities that today’s fans and student-athletes expect, maximize revenues and best enable the Aggies to win championships.

WHAT ROLE DID ACADEMICS PLAY IN THIS DECISION?

While academics are important – and the SEC is strong academically, with Vanderbilt and the University of Florida members joining Texas A&M in the prestigious Association of American Universities – this was not a primary consideration.

Many institutions that are ranked higher than Texas A&M academically compete in smaller athletic conferences. For example, Rice University, one of the country’s most prestigious private institutions, competes in Conference USA.

LSU IS THE ONLY SEC SCHOOL WITHIN 500 MILES OF COLLEGE STATION. ARE THERE CONCERNS ABOUT PLAYERS AND FANS HAVING TO TRAVEL THESE DISTANCES FOR GAMES?

Distance was an important consideration in the decision to join the SEC, just as travel to Nebraska and Colorado was a consideration earlier in the Big 12. Furthermore, with the Big 12’s new round-robin scheduling format, Texas A&M would be making more frequent trips to Iowa State, Kansas State and Kansas, which are a comparable distance to the SEC’s easternmost schools.

Texas A&M is confident that fans – including the nearly 16,000 former students who live in the nine SEC states – will travel for games as rivalries with LSU and Arkansas are rekindled and as new rivalries develop.

DID THE SEC RENEGOTIATE TELEVISION CONTRACTS AS A RESULT OF ADDING TEXAS A&M?

The SEC’s TV agreements have two components: the standard agreements that deal with conference composition and how to accommodate the gain or loss of a member, and what ESPN calls “look-ins” – periodic reviews as factors such as technology change over time – during its 15-year contract.

Texas A&M has been assured that it will be a full-standing member of the SEC next season. As a point of comparison, SEC members received \$18.3 million from the conference last year, while Texas A&M netted a little over \$11 million from the Big 12.

Commissioner Slive has said that the conference will “sit down and make sure that at the end of the day, given the composition of our league, we have exactly what we bargained for when we started.” He also said that the conference expects to begin negotiations with CBS beginning in fall 2011.

HOW DOES THE SEC STRUCTURE REVENUE SHARING AND THIRD-TIER RIGHTS?

The SEC distributes revenue from its conference package equally, not considering some very minor appearance fees. For the most part, all SEC institutions get the same amount of money from the SEC package.

In terms of third-tier rights, all SEC football games belong to the conference package, except one pay-per-view opportunity that is provided for each member institution annually. The current package involves CBS, the ESPN platforms (ESPN, ESPN-2 and ESPNU), and an SEC Network game that reaches about 73 million homes as ESPN’s third most widely distributed Saturday platform. In addition, there are cable packages with Comcast and FOX. All SEC games, except the occasional pay-per-view, go into that.

In men’s basketball, all conference games are televised through the conference. Many non-conference games – games that are not televised through the conference TV package – are available for institutions in their local packages.

This structure allows institutions to monetize their local package at a very considerable level and was one reason why the SEC elected to forego the concept of a channel in favor of the ability to become nationally distributed and to preserve local rights to member institutions.

SOURCE: TAMU.EDU



Both head coaches at Texas A&M and Alabama during their careers, Paul “Bear” Bryant and Gene Stallings faced off in the 1968 Cotton Bowl.

SOUTHEASTERN CONFERENCE

“Conference of Champions”

SEC MISSION STATEMENT

The SEC’s mission statement reflects the priorities of the league. “The purpose of the Southeastern Conference is to assist its member institutions in the maintenance of programs of intercollegiate athletics which are compatible with the highest standards of education and competitive sports.”

THE STANDARD OF EXCELLENCE

The Southeastern Conference, with its storied 78-year history of athletic achievements and academic excellence, has built perhaps the greatest tradition of intercollegiate competition of any league in the country since its inception in 1933.

The 2010-11 academic year was another season to remember for the SEC as conference teams captured five national titles and three national runner-up finishes. The SEC has won consecutive national championships in baseball, football and men’s indoor track & field. Since 1990, the SEC has won 140 national team championships for an average of more than six per year.

Auburn won the SEC’s first national title of the year with its win in the BCS National Championship Game in football. It is the SEC’s fifth consecutive football national title. Florida won its second consecutive national title in men’s indoor track & field while the Gators’ women’s tennis team also captured the national championship. Alabama won its fifth gymnastics national title and South Carolina won its second consecutive national championship in baseball. Florida finished first among Southeastern Conference schools and fourth overall in the Director’s Cup final standings.

Overall, the SEC finished in the top two in eight of its 20 sponsored sports and in the top five in 14 of the 20 sports. Ten SEC teams participated in football postseason bowls with Auburn, LSU, Mississippi State, Alabama and Florida winning the BCS National Title Game, Cotton, Gator, Capital One and Outback bowls, respectively. Five men’s basketball teams were invited to the NCAA Tournament and four women’s basketball teams were also invited to the NCAA Tournament. The SEC had seven teams advance to postseason play in baseball, hosting three regionals with South Carolina, Florida and Vanderbilt advancing to the College World Series. With 139 teams advancing to NCAA postseason competition, the SEC continued to solidify its place as the nation’s premier conference.

In addition to the four team championships, 39 SEC student-athletes garnered individual national championships, while 367 individuals were awarded with First-Team All-America Honors. Student-athletes around the league continued to excel in the classroom as well with more than 2,500 earning recognition on the SEC Academic Honor Roll.

On the national all-sport level, nine SEC schools placed in the top 40 of the NACDA Director’s Cup rankings. Florida led the league with a fourth place finish. LSU placed 19th while Georgia was 20th; Tennessee finished 22nd, Arkansas 24th, Alabama 25th, Auburn 31st, Kentucky 36th and South Carolina 39th to round out the league’s top-40 finishes.



SEC MEDIA RELATIONS



CHARLES BLOOM

Associate Commissioner
cbloom@sec.org
Twitter - @SECPRGuy
Football Media Responsibilities: Oversight



CRAIG PINKERTON

Media Relations Director
cpinkerton@sec.org
Twitter - @SEC_Craig



CHUCK DUNLAP

Associate Director
cdunlap@sec.org
Twitter - @SEC_Chuck
Football Media Responsibilities: Secondary
Football Contact



TAMMY WILSON

Associate Director
twilson@sec.org
Twitter - @TWilsonSEC



SEAN CARTELL

Assistant Director
scartell@sec.org
Twitter - @SEC_Seau



CHEVONNE MANSFIELD

Assistant Director
cmansfield@sec.org
Twitter - @SEC_Chevonne

MAIN TWITTER FEED

@SECSports Update

SOUTHEASTERN CONFERENCE

2201 Richard Arrington Blvd. North
Birmingham, AL 35203
(205) 458-3000 - Main
(205) 458-3031 - FAX

THE SEC



COMMISSIONER

MIKE SLIVE

From his early days as an athletic administrator to his current post as commissioner, Mike Slive has maintained an integral role in the ever-changing world of intercollegiate athletics. He was named the seventh commissioner of the Southeastern Conference on July 2, 2002. In March 2009, the SEC Presidents and Chancellors announced a contract extension for Slive through July 31, 2012.

"Commissioner Slive has been an absolutely great addition to our conference," said University of Kentucky and Southeastern Conference President Dr. Lee T. Todd. "He is providing great vision and directing the SEC to a new prominence in college athletics. I am thrilled we have locked him in to lead our conference for years to come."

This academic year, the SEC will begin its landmark 15-year agreements with CBS and ESPN that will make the league the most widely distributed conference on television in the nation. These arrangements will also secure the financial health of the SEC and its member institutions for years to come.

Since Slive's arrival at the SEC in 2002, he has developed initiatives designed to maintain and improve the SEC's position as one of the top intercollegiate athletic conferences in the nation, both on and off the fields of play. These include:

- The SEC Task Force on Compliance and Enforcement issued its first report at the 2004 SEC Spring Meetings. The task force developed policies and procedures to assist league schools in NCAA and SEC compliance and enforcement matters.
- The SEC Academic Consortium was created in 2005 to increase academic cooperation across the league by linking the resources of the 12 member institutions.
- The SEC has created a partnership with The Center for the Study of Sport in Society at Northeastern University to implement the Mentors in Violence Prevention Program at each of the 12 member institutions.
- The SEC annually distributes a database of names and biographies of every minority head and assistant football coach on the Division I level to every one of its schools and every conference in Division I.
- The SEC has initiated policies and procedures designed to foster sportsmanship and preventing inappropriate fan behavior.

"I am gratified that the Presidents and Chancellors have extended my contract and I am honored to serve as the Commissioner of the Southeastern Conference. We have accomplished many of our goals since my arrival in 2002 and there will be new challenges and goals to meet in the future. I look forward to these challenges as we continue to make the SEC one of the nation's top intercollegiate athletic conferences."

— MIKE SLIVE, SEC COMMISSIONER



SLIVE'S PERSONAL PROFILE

- Full Name: Michael Lawrence Slive
- Born: July 26, 1940
- Hometown: Utica, N.Y.
- Family: Wife: Elizabeth
- Daughter: Anna

EDUCATION

- Undergraduate: Dartmouth College - B.A., 1962
- Graduate: University of Virginia - JD, 1965
- Georgetown University - LLM, 1966
- E. Barrett Prettyman Fellowship in Trial Advocacy

ATHLETIC ADMINISTRATION EXPERIENCE

- 1968-1969: Assistant Director of Athletics, Dartmouth College
- 1979-1981: Assistant Executive Director, Pacific-10 Conference
- 1981-1983: Director of Athletics, Cornell University
- 1991-1995: Commissioner, Great Midwest Conference
- 1995-2002: Commissioner, Conference USA
- 2002- : Commissioner, Southeastern Conference

LEGAL EXPERIENCE

- 1969-77: Partner, Stebbins & Bradley, Hanover, N.H.
- 1972-77 Judge of Hanover (N.H.) District Court
- 1977-79 Judicial Master & Clerk of Grafton County (N.H.) Superior Court
- 1983-86 Founder, Law Offices of Michael L. Slive, Hanover, N.H.
- 1986-91 Partner, Coffield Ungaretti & Harris, Chicago, Ill.
- 1990-91 Senior Partner and Founder, Slive-Glazier Sports Group, Chicago, Ill. & Kansas City, Mo.

MEMBERSHIP ON BOARDS AND COMMITTEES

- NCAA Infractions Appeals Committee (Chair) [1993-02]
- National Letter of Intent Appeals Committee (Chair) [1993-02]
- Sports Lawyers Association (Board of Directors) [1997-2001]
- Commission on Athletic Opportunity (Reviewing Title IX)
- NCAA Management Council [1997-04]
- NCAA Football USA (Chair, Board of Directors) [1998-03]
- NCAA Division I Working Group to Study Basketball Issues [1998-99]
- Division I-A Commissioners (Chair) [1999-2001]
- Board of Advisors of Marquette Sports Law Institute [1999-]
- Collegiate Commissioners Association (President) [2001-03]
- National Letter of Intent Steering Committee [2002-]
- NCAA Division I Men's Basketball Committee [2004-]
- Bowl Championship Series Coordinator [2006-]
- Division I Men's Basketball Academic Enhancement Group [2007-]



TEXAS A&M[®]
2012 FOOTBALL



**T
E
X
A
S

A
&
M**

ATM



NEW COACH. NEW CONFERENCE. SAME 12TH MAN.

THE TIME IS RIGHT FOR CHANGE.

**T
E
X
A
S

A
&
M**

1862



United States Congress passes the Morrill Land-Grant Act, designating public land for the purpose of higher education.

1876



The Agricultural and Mechanical College of Texas (*now Texas A&M University*) opens as the state's first public institution of higher education.

1916

The School of Veterinary Medicine opens at Texas A&M. Today, it ranks in the top 10 nationally, and remains the state's only veterinary college.

1922



The legend of "The 12th Man" is born as E. King Gill stands ready to assist the Aggies on the gridiron.

1982

Texas A&M students start The Big Event, the nation's largest student-run community service project, which this year saw 17,000 Aggies completing 1,700 projects in the local area.

1997



The George Bush Presidential Library and Museum opens on the campus of Texas A&M in honor of the nation's 41st president.

2001

Texas A&M achieves membership into the Association of American Universities.

2012



Texas A&M joins Southeastern Conference.

IT'S TIME FOR



TEXAS A&M
UNIVERSITY



TEXAS A&M AT A GLANCE

UNIVERSITY OVERVIEW

LOCATION College Station, Texas (about 90 miles northwest of Houston)

FOUNDED 1876 (first public institution of higher learning in the state of Texas)

ENROLLMENT 49,861 students (sixth largest university in the nation)

ACADEMIC RANKING 19th in the nation among public universities
(*U.S. News & World Report*, 2011)

MEMBERSHIPS Association of American Universities, Association of Public and Land-Grant Universities

RESEARCH Valued at nearly \$700 million annually

DESIGNATIONS Land, sea and space grant

ALUMNI More than 360,000 former students worldwide (Aggie graduates are referred to as former students because the term "alumni" implies that grads are "ex-Aggies." But once an Aggie, always an Aggie.)

KEY RANKINGS/FACTOIDS

- 1st in Texas and 8th among public universities in *New York Times* survey of business leaders worldwide based on the top institutions from which they recruit
- 1st in the nation in "payback ratio" — what graduates earn compared to the cost of their college education, *Smart Money*, 2011
- 2nd in nation for preparing graduates for the workforce, *The Wall Street Journal*, 2010
- 2nd in the nation among public universities in "great schools, great prices," *U.S. News & World Report*, 2011
- 3rd in nation for total research expenditures (nearly \$700 million) among universities without medical schools
- Top 10 in nation for return-on-investment, or what graduates earn in their careers compared to their college costs, *PayScale*, 2012
- Top 10 in nation for public "best value" colleges, *The Princeton Review*, 2010
- Top 10 in nation among public schools in earnings of alumni with 10-20 years of experience, *Forbes Magazine*

TRADITIONS AT TEXAS A&M

Established in 1876 as the Agricultural and Mechanical College of Texas, Texas A&M was once open only to young men, all of whom served in the Corps of Cadets. While this changed more than 50 years ago, many of the university's most outstanding traditions grew out of that military background. Today, they are the foundation and the background of the Aggie core values of excellence, integrity, leadership, loyalty, respect and selfless service. From the oldest to the newest, the traditions of Texas A&M create what Aggies call the Spirit of Aggieland.

TEXAS
A&M



THE 12TH MAN

This term refers to the entire student body — past and present. The tradition originates in 1922. After several injuries against Centre College, the nation's top-ranked football team, the Aggies were down to just 11 players. Student E. King Gill came from the stands, suited up and stood ready to go on the field if needed. The spirit of this "Twelfth Man" continues, as current students stand during the entire game to support their team.



YELL LEADERS

Aggies don't cheer, they yell! And instead of pep rallies, Aggies have Yell Practice. Elected each year by the student body, five Yell Leaders began leading Aggie yells in 1907. Yell Leaders indicate each yell by a different hand signal (incoming freshmen attend "Fish Camp" to learn them all). Look for Yell Leaders in front of the student section at athletics events, wearing all white and encouraging their peers to show their Aggie Spirit.



HOWDY

"Howdy" is the official greeting of Texas A&M. Students greeting one another, and especially visitors, with a "howdy" has earned the university a reputation as one of the friendliest campuses in the world.



MIDNIGHT YELL

At midnight the night before each home game, Aggies gather for this special Yell Practice at Kyle Field. Yell Leaders lead the Fightin' Texas Aggie Band, current and former students, and fans into the stadium and then lead the crowd — which numbers more than 25,000 — through all of the Aggie yells, many of which date back to the earliest days of Texas A&M.



GIG 'EM

Aggies will often flash a thumbs up and say "Gig 'em." This started at a Yell Practice before the 1930 TCU football game, when Aggie Pinky Downs shouted, "What are we gonna do to those Horned Frogs?" He then gave the crowd a thumbs-up yelling the answer, "Gig 'em, Aggies!" A "gig" is a sharp-pronged tool used for hunting frogs. The phrase and gesture identify an Aggie fan.



CORPS OF CADETS

Texas A&M began as an all-male military institution. While today's membership is voluntary, the Corps of Cadets' more than 2,000 members — both male and female — form the largest uniformed body of students outside the U.S. military academies. Aside from the nation's military academies, Texas A&M commissions more officers than any other institution.



REVEILLE

Reveille, the first lady of Aggieland, is the official mascot of Texas A&M. Reveille first came to campus in 1931, after a group of cadets found a stray dog on the road. Reveille VIII, the current Reveille, is a full-blooded collie and the highest-ranking member of the Corps of Cadets. "Miss Rev," as cadets address her, can be seen around campus, in class or attending a number of events.



AND JUST WHAT IS AN AGGIE?

Simply put, an Aggie is a student at Texas A&M. Originally, the letters "A" and "M" stood for "Agricultural" and "Mechanical," so this is how the term Aggie came to be. (Since reaching university status in 1963, the "A&M" was incorporated into the official university name, but the letters no longer stand for specific words.)



WELCOME TO AGGIELAND

Bryan-College Station — also known as “Aggieland” — is located in the Research Valley.

The community (pop. 152,000) is in the heart of central Texas, in the middle of the Dallas/Fort Worth, San Antonio, Houston triangle — making the area accessible to more than 14 million Texans within less than a four-hour drive. Across the street from Texas A&M is the Northgate Entertainment District, which features the world-famous Dixie Chicken and other restaurants, bars, and live music venues. Approximately 10 minutes from the university is Historical Downtown Bryan, a unique district that includes shops, restaurants, and more.



TEXAS
A & M



BUSH LIBRARY

Texas A&M University is home to the presidential library of George H.W. Bush, the 41st President of the United States. Dedicated on November 6, 1997, the George Bush Presidential Library and Museum is located on a 90-acre site on the west campus of Texas A&M University. It operates as one of the 13 Presidential Libraries in the National Archives and Records Administration's Presidential Libraries system. Its archives include more than 44 million pages of documents, 2 million photographs, thousands of sounds and video recordings, as well as more than 100,000 artifacts. Texas A&M is also home to the Bush School of Government and Public Service, the George Bush Presidential Library Foundation, and the Annenberg Presidential Conference Center.



FIGHTIN' TEXAS AGGIE BAND

The nationally acclaimed Fightin' Texas Aggie Band is known for its military precision and style. In fact, some of the band's maneuvers, like its signature block T, are so complex that computer programs calculate them to be impossible, figuring that two people must be in the same place at the same time. The 300+ member band performs at all home football games and several away games, and it is also one of the most traveled collegiate marching bands in the nation. The band operates under strict military guidelines as part of the Corps of Cadets. In 2001, the John Philip Sousa Foundation presented the band with the Sudler Trophy, recognizing its long tradition of excellence.



TEXAS A&M PRESIDENT

DR. R. BOWEN LOFTIN

Dr. R. Bowen Loftin serves as the 24th president of Texas A&M University and professor of industrial and systems engineering.

Prior to becoming president of Texas A&M, he spent four years as vice president and chief executive officer of the university's marine-oriented branch campus, Texas A&M University at Galveston, where he also was professor of maritime systems engineering.

Loftin has frequently served as a consultant to both industry and government in the areas of modeling and simulation, advanced training technologies, and scientific/engineering data visualization. He is the author or coauthor of more than 100 technical publications and has given more than 180 invited lectures and other presentations. He also has served as principal investigator or major participant in scores of grants and contracts totaling millions of dollars.


He serves on numerous advisory committees and councils, including a recent appoint to the Homeland Security Academic Advisory Council by U.S. Department of Homeland Security (DHS) Secretary Janet Napolitano.

Loftin's citations and honors include the American Association of Artificial Intelligence Award for an innovative application of artificial intelligence, NASA's Space Act Award, the NASA Public Service Medal, and the 1995 NASA Invention of the Year Award. He also has received several awards for outstanding teaching.

The first in his family to attend college, Loftin graduated from Texas A&M in three years with a degree in physics, with highest honors, in 1970. He earned a master's degree (1973) and Ph.D. (1975) in physics from Rice University.

Loftin is married to Karin Christiane Loftin, with whom he has two adult children and three grandchildren. Dr. Karin Loftin also serves at Texas A&M as an associate biosafety officer.

Loftin engages with students and others via a weekly email to the campus community, his Facebook fan page and Twitter (at @AggiePrez).



Follow us across all platforms



facebook.com/tamu
Join our online community of spirit



youtube.com/tamu



pinterest.com/tamu
Pin your favorite Aggie gear



itunes.tamu.edu



foursquare.com/tamu
Get insider tips from Aggies when visiting campus



flickr.com/photos/aggieland



twitter.com/tamu
#TAMU and #12thMan = our official hashtags

Texas A&M University is a national leader in the ever-evolving world of college social media. With our brand already on the rise, and fueled by our conference realignment, Texas A&M ousted Stanford University as the most influential college online in 2011.

The first to reach 100,000 fans, Texas A&M's Facebook page was also rated as the most engaging in higher education in 2011. As of press time, Texas A&M has surpassed 330,000 fans on Facebook; 35,000 followers on Twitter; 25,000 followers on Foursquare; and 2,500 followers on the rising social media site Pinterest.

Texas A&M invites you to engage with us online in our first year as a member of the SEC!

TEXAS A&M[®]
2012 FOOTBALL

T
E
A
M

I
N
F
O
R
M
A
T
I
O
N



NEW COACH. NEW CONFERENCE. SAME 12TH MAN.

2012 PRESEASON NOTES

SUMLIN ERA BEGINS IN AGGIELAND

First-year Texas A&M head coach **KEVIN SUMLIN** arrives in Aggieland after a record-setting stint as the head coach at the University of Houston. Sumlin, who will turn 48 on the first day of 2012 fall camp practices (Aug. 3), led the Cougars to one of the most successful four-season spans in school history while dominating the NCAA offensive statistical rankings. Sumlin's Cougars led the NCAA FBS in total, passing and scoring offense in two of his four seasons, and ranked in the top five of the three categories nine times (of a possible 12).

HIGH-FLYING OFFENSES

	PASSING	TOTAL	SCORING
2008	2 (401.6)	2 (562.8)	10 (40.6)
2009	1 (433.7)	1 (563.4)	1 (42.2)
2010	5 (327.3)	11 (480.5)	13 (37.8)
2011	1 (450.1)	1 (599.1)	1 (49.3)

BIG CROWDS AT KYLE FIELD

Texas A&M enters SEC play with an eight-game streak of sellouts at Kyle Field, which is a school record. A&M's sellout streak dated back to the 2010 Nebraska game, which set the Kyle Field record with an attendance of 90,079. Kyle Field was filled to 105.0 percent capacity in 2011 and the average attendance of 87,183 broke the previous high by over 4,000 fans per game.

2011 NCAA ATTENDANCE LEADERS

RK.	SCHOOL	STADIUM	AVERAGE
1.	Michigan	Michigan	112,179
2.	Ohio State	Ohio	105,231
3.	Alabama	Bryant-Denny	101,821
4.	Penn State	Beaver	101,427
5.	Texas	Royal-Memorial	100,524
6.	Tennessee	Neyland	94,642
7.	LSU	Tiger	92,868
8.	Georgia	Sanford	92,613
9.	Florida	Florida Field	89,061
10.	TEXAS A&M	Kyle Field	87,183



PASS-RUSHERS ON THE PROWL

The Aggies posted a NCAA FBS-best 51 quarterback sacks (3.92 per game) in 2011, and the top two pass rushers are back for the Aggies' first season in the Southeastern Conference. Senior **SEAN PORTER**, a first-team All-Big 12 pick by the Associated Press, ranked No. 16 nationally with .73 sacks per game (9.5 total), while junior **DAMONTRE MOORE** ranked No. 21 with .71 per game (8.5). Texas A&M is the only team in the nation with two returning players that ranked in the top 25 in QB sacks last year.



SEAN PORTER



DAMONTRE MOORE

PROTECTING THE PASSER

Texas A&M was one of the nation's best at protecting the passer last season with just nine take-downs of future NFL first-round pick Ryan Tannehill in 13 games, which ranked No. 4 in the NCAA FBS. Four of the five members of the Aggies' 2011 offensive front return in 2012, including All-America candidate bookend tackles **LUKE JOECKEL** and **JAKE MATTHEWS** and veteran center **PATRICK LEWIS** (team-high 35 starts).



LUKE JOECKEL



PATRICK LEWIS

Despite attempting an average of over 41 passes per game last season, the Aggie offensive front was flagged for holding just twice and haven't been called for holding since the second game of 2011.

SWOPE SETS SIGHTS ON RECEIVING RECORDS

After breaking A&M's single season receptions record in back-to-back seasons, senior wide receiver **RYAN SWOPE** enters 2012 in range of most of the career receiving standard in the Aggies' record book. For his career, Swope has 180 catches for 2,204 yards and 16 touchdowns. He is within 53 catches and 888 yards of his receiving counterpart the past three years **JEFF FULLER**, who grabbed 233 receptions for 3,092 yards and 34 touchdowns from 2008-11.



RYAN SWOPE

As a sophomore in 2010, Swope (along with Fuller) broke A&M's long-standing school record for catches in a season with 72 (old record of 65 by **ROD BERNSTINE** in 1986). Swope improved the school record of 89 catches as a junior and added the season receiving yards record to his resumé with 1,207 yards.

Swope posted a school record with six 100-yard receiving games last season, and has nine for his career. He set another school record with four touchdown receptions against Baylor in 2011. His 206 receiving yards (on 11 catches) against the Bears was the fifth 200-yard game in A&M history.

CHART CHASER

CAREER RECEPTIONS

PLAYER	REC.	YEARS
Jeff Fuller	233	2008-11
RYAN SWOPE	180	2009-
Terrence Murphy	172	2001-04
UZOMA NWACHUKWU	126	2009-
Bethel Johnson	117	1999-02

CAREER RECEIVING YARDS

PLAYER	YARDS	YEARS
Jeff Fuller	3,092	2008-11
Terrence Murphy	2,600	2001-04
RYAN SWOPE	2,204	2009-
UZOMA NWACHUKWU	1,754	2009-
Bethel Johnson	1,740	1999-02

CAREER TOUCHDOWNS

PLAYER	TDs	YEARS
Jeff Fuller	34	2008-11
Bob Long	19	1966-68
RYAN SWOPE	16	2009-
Tony Harrison	14	1990-93
Albert Connell	13	1995-96

HARRIS TO THE HOUSE

Two of the nation's most dangerous punt returners in 2011 resided in the SEC with Joe Adams of Arkansas and Tyrann Mathieu of LSU, but the NCAA leader was in College Station. Senior **DUSTIN HARRIS** was the NCAA statistical champ with an average of 18.6 yards on 18 punt returns with one touchdown. Harris also set a school record for single game punt return yards when he gained 162 yards on three tries against Kansas, including a 72-yard TD burst.



DUSTIN HARRIS

FATHER FIGURES

Three members of the 2012 Aggie football team have fathers who were accomplished professional athletes. Senior defensive lineman **SPENCER NEALY**'s father, **ED NEALY**, played 10 seasons in the NBA and helped **MICHAEL JORDAN** and the Chicago Bulls to the 1992-93 NBA title. Aggie offensive line brothers **JAKE** and **MIKE MATTHEWS** are the sons of NFL Hall of Famer **BRUCE MATTHEWS**, who was a perennial All-Pro offensive lineman for the Houston Oilers and Tennessee Titans.



SPENCER NEALY



JAKE MATTHEWS

TEXAS A&M ALPHABETICAL ROSTER

NO.	PLAYER	POS.	HT	WT	CL-EXP	HOMETOWN (HIGH SCHOOL/PREVIOUS SCHOOL)
41	Alexander, Brandon	DL	6-6	245	So-1L	Brenham, Texas (Brenham)
9	Askew, Nate	WR	6-4	220	Jr-2L	San Antonio, Texas (Madison)
36	Baggs, Donnie	LB	6-1	230	So-1L	League City, Texas (Clear Springs)
43	Bass, Justin	LB	6-2	217	So-SQ	Plano, Texas (West)
83	Beardmore, Colton	WR	5-9	170	Fr-RS	Cypress, Texas (Cy Woods)
24	Bertolet, Taylor	PLK	5-9	174	Fr-RS	Reading, Pa. (Exeter Township)
95	Bredthauer, Ben	DS	6-4	250	Sr-3L	Houston, Texas (Stratford)
62	Brown, Nick	DS	6-4	215	Fr-HS	Cumming, Ga. (West Forsythe)
26	Burns, Devonta	DB	6-0	201	Fr-RS	Arlington, Texas (Martin)
2	Campbell, Steven	DB	6-0	201	Sr-3L	Houston, Texas (Jersey Village)
21	Carson, Tra	RB	6-0	227	So-TR	Texarkana, Texas (Liberty Eylau/Oregon)
79	Cheek, Joseph	OL	6-7	286	Fr-RS	Seguin, Texas (Seguin)
68	Compton, Ben	OL	6-4	307	So-1L	Friendswood, Texas (Friendswood)
29	Cottonham, D'Cardio	RB	5-9	185	Fr-HS	Dallas, Texas (Carter)
6	Davis, Matt	QB	6-2	206	Fr-HS	Houston, Texas (Klein Forest)
27	Dolezal, Brice	RB/WR	5-9	170	Fr-HS	Austin, Texas (Westlake)
42	Ennis, Kirby	DL	6-4	300	Jr-2L	Huntsville, Texas (Huntsville)
48	Epperson, Ryan	P	6-2	195	Sr-3L	Keller, Texas (Keller)
13	Evans, Mike	WR	6-5	218	Fr-RS	Galveston, Texas (Ball)
29	Everett, Deshazor	DB	6-0	181	So-1L	DeRidder, La. (DeRidder)
30	Franklin, Johntel	DB	6-2	200	Jr-RS	Milwaukee, Wisc. (Madison/Victor Valley (Calif.) CC)
19	Fritsche, Matt	DB	6-3	171	Fr-RS	Bryan, Texas (Rudder)
6	Gardiner, Desmond	DB	5-10	193	Jr-2L	Port Arthur, Texas (Memorial)
26	Giamfortone, Sam	RB	6-1	222	So-TR	Friendswood, Texas (Friendswood/Incarnate Word)
67	Godwin, Tyler	DL	6-3	280	Fr-HS	Clear Springs, Texas (Clear Springs)
37	Graham, Garrett	RB	5-10	197	So-SQ	Mansfield, Texas (Mansfield)
78	Gramling, Garrett	OL	6-6	309	So-SQ	Denton, Texas (Ryan)
60	Gutekunst, Nathan	OL	6-6	308	Fr-RS	Humble, Texas (Atascocita)
57	Guthrie, Dylan	OL	6-3	269	So-SQ	Houston, Texas (Memorial)
1	Harris, De'Vante	WR	5-10	160	Fr-HS	Mesquite, Texas (Horn)
22	Harris, Dustin	DB	6-0	175	Sr-3L	Livingston, Texas (Livingston)
51	Harrison, Jarvis	OL	6-4	320	So-1L	Navasota, Texas (Navasota)
98	Hatten, Shayvion	DL	6-4	295	Fr-RS	Daingerfield, Texas (Daingerfield)
81	Hicks, Nehemiah	TE	6-4	238	Jr-2L	Hutto, Texas (Hutto)
40	Hiddink, Seth	PLK	6-4	200	Fr-HS	Wylie, Texas (Wylie)
23	Holmes, Sabian	WR	5-11	175	Fr-HS	Southlake, Texas (Carroll)
25	Honeycutt, Clay	DB	6-2	197	So-1L	Dickinson, Texas (Dickinson)
4	Hurd Jr., Toney	DB	5-9	180	Jr-2L	Missouri City, Texas (Fort Bend Marshall)
74	Ifedi, Germain	OL	6-5	304	Fr-HS	Houston, Texas (Westside)
4	Jackson, Brandal	WR	6-1	191	Sr-3L	Navasota, Texas (Navasota)
7	Jacobs, Tramain	DB	6-1	190	Jr-TR	Covington, La. (Covington/Mississippi Gulf Coast CC)
45	Jenkins, Steven	LB	6-2	220	Jr-1L	Pensacola, FL (Pine Forest/Coffeyville (Kan.) CC)
76	Joeckel, Luke	OL	6-6	310	Jr-2L	Arlington, Texas (Arlington)
16	Joeckel, Matt	QB	6-4	234	So-SQ	Arlington, Texas (Arlington)
58	Johnson, Cody	LB	6-1	220	Fr-RS	Anahuac, Texas (Anahuac)
8	Johnson, Thomas	WR	5-11	180	Fr-HS	Dallas, Texas (Skyline)
20	Jones, C.J.	DB	6-1	190	Sr-2L	Houston, Texas (Klein Forest)
38	Kaser, Drew	P	6-3	220	So-SQ	Strongsville, Ohio (Walsh Jesuit)
84	Kennedy, Malcome	WR	6-0	200	So-1L	Cayuga, Texas (Cayuga)
77	Klinck, Shep	OL	6-7	305	Jr-2L	Katy, Texas (Katy)
15	Labhart, Travis	WR	5-9	182	Jr-1L	Dallas, Texas (Whitesboro)
88	Lamascus, Gaston	WR	5-6	182	Jr-SQ	Navasota, Texas (Navasota)
19	Lamothe, Michael	TE	6-3	232	Sr-3L	New Iberia, La. (New Iberia)
61	Lewis, Patrick	OL	6-2	312	Sr-3L	Reserve, La. (East St. John)
86	Little, Caleb	TE	6-3	235	So-RS	Salado, Texas (Salado/Mary Hardin Baylor)
1	Malena, Ben	RB	5-8	195	Jr-2L	Cedar Hill, Texas (Cedar Hill)
90	Manukainiu, Polo	OL	6-5	255	Fr-HS	Eules, Texas (Trinity)
2	Manziel, Johnny	QB	6-1	200	Fr-RS	Kerrville, Texas (Tivy)

NO.	PLAYER	POS.	HT	WT	CL-EXP	HOMETOWN (HIGH SCHOOL/PREVIOUS SCHOOL)
15	Marshall, Kenneth	DB	6-0	191	Fr-HS	South Houston, Texas (South Houston)
49	Martinez, Taylor	LB	6-0	215	Fr-HS	Fort Bend, Texas (Travis)
92	Mathis, Jonathan	DL	6-2	300	Sr-1L	Houston, Texas (Westfield/Blinn JC)
31	Matthews, Howard	DB	6-2	206	So-1L	League City, Texas (Clear Springs)
75	Matthews, Jake	OL	6-5	305	Jr-2L	Missouri City, Texas (Elkins)
56	Matthews, Mike	OL	6-3	260	Fr-HS	Missouri City, Texas (Elkins)
5	McNeal, Kenric	WR	6-1	184	Sr-3L	Spring, Texas (Spring)
14	McQueen, Conner	QB	5-10	175	Fr-HS	Klein, Texas (Klein Oak)
33	Michael, Christine	RB	5-11	220	Sr-3L	Beaumont, Texas (West Brook)
44	Moeller, Sam	DB	5-11	186	Fr-RS	San Antonio, Texas (Antonian Prep)
94	Moore, Damontre	DL	6-4	250	Jr-2L	Rowlett, Texas (Rowlett)
57	Munroe, Alvin	LB	6-1	195	Fr-HS	Baytown, Texas (Goose Creek Memorial)
99	Nealy, Spencer	DL	6-5	277	Sr-3L	San Antonio, Texas (Reagan)
82	Niederhofer, Boone	WR	6-0	180	Fr-HS	San Antonio, Texas (Churchill)
7	Nwachukwu, Uzoma	WR	6-0	194	Sr-3L	Allen, Texas (Allen)
18	O'Quinn, Patrick	QB	6-4	210	Jr-SQ	College Station, Texas (A&M Consolidated)
95	Obioha, Julien	OL	6-4	255	Fr-HS	New Orleans, La. (Brother Martin)
70	Ogbuehi, Cedric	OL	6-5	292	So-1L	Allen, Texas (Allen)
50	Ortega, Justin	OL	5-10	235	So-1L	San Antonio, Texas (Reagan)
27	Osadebey, Michael	LB	6-1	215	Sr-SQ	Grapevine, Texas (Colleyville Heritage/SE Oklahoma)
23	Patterson, Dmonique	LB	6-0	218	Jr-1L	Dallas, Texas (Skyline)
36	Plowman, Davis	PLK	5-10	185	Fr-HS	Roswell, Ga. (Blessed Trinity)
18	Pope, Edward	ATH	6-4	170	Fr-HS	Carthage, Texas (Carthage)
10	Porter, Sean	LB	6-2	230	Sr-3L	Schertz, Texas (Clemens)
80	Prioleau, Hutson	TE	6-4	251	Jr-2L	Fort Worth, Texas (All Saints Episcopal)
64	Puffer, Jonathan	DS	6-3	226	So-SQ	Katy, Texas (Taylor)
34	Randolph, Will	RB	5-9	189	So-1L	Copperas Cove, Texas (Copperas Cove)
14	Raven, Sr., Floyd	DB	6-2	190	So-1L	Kenner, La. (East St. John)
96	Ray, Edmond	DL	6-5	290	Fr-HS	St. Louis, Mo. (Ritenour)
33	Richardson, Michael	LB	6-2	230	Fr-HS	DeSoto, Texas (DeSoto)
34	Richmond, Jordan	LB	6-3	225	Fr-HS	Denton, Texas (Ryan)
32	Riney, Rylan	DB	5-11	175	Fr-RS	Aledo, Texas (Aledo)
89	Robinson, Ivan	DL	6-3	270	So-1L	Longville, La. (South Beauregard)
47	Russell, Caleb	DL	6-2	248	Sr-2L	Midlothian, Texas (Midlothian)
46	Russell, Jake	LB	6-2	229	Jr-SQ	Sulphur Springs, Texas (Sulphur Springs)
73	Scales, Rhontae	DL	6-6	300	Jr-2L	Killeen, Texas (Killeen)
3	Showers, Jameill	QB	6-2	219	So-1L	Killeen, Texas (Shoemaker)
53	Smith, Caden	OL	6-3	259	Fr-RS	Roscoe, Texas (Roscoe)
72	Stansbury, Gavin	DL	6-4	265	So-1L	Franklin, La. (Franklin)
11	Stewart, Jonathan	LB	6-4	244	Sr-3L	Shreveport, La. (Byrd)
10	Stump, Joshua	QB	5-10	185	Fr-HS	Beaumont, Texas (Westbrook)
28	Swope, Louie	DB	5-11	186	So-SQ	Austin, Texas (Westlake)
25	Swope, Ryan	WR	6-0	206	Sr-3L	Austin, Texas (Westlake)
39	Taylor, Marvin	DB	5-11	187	Fr-HS	Houston, Texas (Lamar)
35	Taylor, Tyrell	LB	6-4	212	So-1L	Houston, Texas (Galena Park)
50	Taylor, Tyrone	LB	6-3	210	Fr-HS	Houston, Texas (Galena Park)
21	Terrell, Steven	DB	5-10	193	Sr-3L	Allen, Texas (Allen)
71	Tipoti, Kimo	OL	6-3	330	Fr-HS	Hurst, Texas (L.D. Bell)
11	Walker, Derel	WR	6-2	185	Jr-TR	Hillsboro, Texas (Hillsboro/Trinity Valley CC)
40	Ward, Shaun	LB	6-2	244	So-1L	Ft. Lauderdale, FL (Boyd Anderson)
31	Wicks, Seth	PLK	5-10	165	Fr-HS	Keller, Texas (Keller)
35	Wilkins, Matt	WR	5-9	185	So-SQ	College Station, Texas (A&M Consolidated)
55	Williams, Alonzo	DL	6-4	248	Fr-HS	Long Beach, CA (Polytechnic)
28	Williams, Brandon	RB	6-0	192	So-TR	Brookshire, Texas (Brookshire Royal)
17	Williams, LeKendrick	WR	5-8	170	So-SQ	Sharpstown, Texas (Sharpstown)
20	Williams, Trey	RB	5-8	175	Fr-HS	Spring, Texas (Dekaney)
59	Woodum, Allen	OL	6-3	292	Sr-SQ	Conroe, Texas (Conroe)

TEXAS A&M NUMERICAL ROSTER

NO.	PLAYER	POS.	HT	WT	CL-EXP	HOMETOWN (HIGH SCHOOL/PREVIOUS SCHOOL)
1	Harris, De'Vante	WR	5-10	160	Fr-HS	Mesquite, Texas (Horn)
1	Malena, Ben	RB	5-8	195	Jr-2L	Cedar Hill, Texas (Cedar Hill)
2	Campbell, Steven	DB	6-0	201	Sr-3L	Houston, Texas (Jersey Village)
2	Manziel, Johnny	QB	6-1	200	Fr-RS	Kerville, Texas (Tivy)
3	Showers, Jameill	QB	6-2	219	So-1L	Killeen, Texas (Shoemaker)
4	Hurd Jr., Toney	DB	5-9	180	Jr-2L	Missouri City, Texas (Fort Bend Marshall)
4	Jackson, Brandal	WR	6-1	191	Sr-3L	Navasota, Texas (Navasota)
5	McNeal, Kenric	WR	6-1	184	Sr-3L	Spring, Texas (Spring)
6	Davis, Matt	QB	6-2	206	Fr-HS	Houston, Texas (Klein Forest)
6	Gardiner, Desmond	DB	5-10	193	Jr-2L	Port Arthur, Texas (Memorial)
7	Jacobs, Tramain	DB	6-1	190	Jr-TR	Covington, La. (Covington/Mississippi Gulf Coast CC)
7	Nwachukwu, Uzoma	WR	6-0	194	Sr-3L	Allen, Texas (Allen)
8	Johnson, Thomas	WR	5-11	180	Fr-HS	Dallas, Texas (Skyline)
9	Askew, Nate	WR	6-4	220	Jr-2L	San Antonio, Texas (Madison)
10	Porter, Sean	LB	6-2	230	Sr-3L	Schertz, Texas (Clemens)
10	Stump, Joshua	QB	5-10	185	Fr-HS	Beaumont, Texas (Westbrook)
11	Stewart, Jonathan	LB	6-4	244	Sr-3L	Shreveport, La. (Byrd)
11	Walker, Derel	WR	6-2	185	Jr-TR	Hillsboro, Texas (Hillsboro/Trinity Valley CC)
13	Evans, Mike	WR	6-5	218	Fr-RS	Galveston, Texas (Ball)
14	McQueen, Conner	QB	5-10	175	Fr-HS	Klein, Texas (Klein Oak)
14	Raven, Sr., Floyd	DB	6-2	190	So-1L	Kenner, La. (East St. John)
15	Labhart, Travis	WR	5-9	182	Jr-1L	Dallas, Texas (Whitesboro)
15	Marshall, Kenneth	DB	6-0	191	Fr-HS	South Houston, Texas (South Houston)
16	Joeckel, Matt	QB	6-4	234	So-SQ	Arlington, Texas (Arlington)
17	Williams, LeKendrick	WR	5-8	170	So-SQ	Sharpstown, Texas (Sharpstown)
18	O'Quinn, Patrick	QB	6-4	210	Jr-SQ	College Station, Texas (A&M Consolidated)
18	Pope, Edward	ATH	6-4	170	Fr-HS	Carthage, Texas (Carthage)
19	Fritsche, Matt	DB	6-3	171	Fr-RS	Bryan, Texas (Rudder)
19	Lamothe, Michael	TE	6-3	232	Sr-3L	New Iberia, La. (New Iberia)
20	Jones, C.J.	DB	6-1	190	Sr-2L	Houston, Texas (Klein Forest)
20	Williams, Trey	RB	5-8	175	Fr-HS	Spring, Texas (Dekaney)
21	Carson, Tra	RB	6-0	227	So-TR	Texarkana, Texas (Liberty Eylau/Oregon)
21	Terrell, Steven	DB	5-10	193	Sr-3L	Allen, Texas (Allen)
22	Harris, Dustin	DB	6-0	175	Sr-3L	Livingston, Texas (Livingston)
23	Holmes, Sabian	WR	5-11	175	Fr-HS	Southlake, Texas (Carroll)
23	Patterson, Domanique	LB	6-0	218	Jr-1L	Dallas, Texas (Skyline)
24	Bertolet, Taylor	PLK	5-9	174	Fr-RS	Reading, Pa. (Exeter Township)
25	Honeycutt, Clay	DB	6-2	197	So-1L	Dickinson, Texas (Dickinson)
25	Swope, Ryan	WR	6-0	206	Sr-3L	Austin, Texas (Westlake)
26	Burns, Devonta	DB	6-0	201	Fr-RS	Arlington, Texas (Martin)
26	Giamfortone, Sam	RB	6-1	222	So-TR	Friendswood, Texas (Friendswood/Incarnate Word)
27	Dolezal, Brice	RB/WR	5-9	170	Fr-HS	Austin, Texas (Westlake)
27	Osadebey, Michael	LB	6-1	215	Sr-SQ	Grapevine, Texas (Colleyville Heritage/SE Oklahoma)
28	Swope, Louie	DB	5-11	186	So-SQ	Austin, Texas (Westlake)
28	Williams, Brandon	RB	6-0	192	So-TR	Brookshire, Texas (Brookshire Royal)
29	Cottonham, D'Cardio	RB	5-9	185	Fr-HS	Dallas, Texas (Carter)
29	Everett, Deshazor	DB	6-0	181	So-1L	DeRidder, La. (DeRidder)
30	Franklin, Johntel	DB	6-2	200	Jr-RS	Milwaukee, Wisc. (Madison/Victor Valley (Calif.) CC)
31	Matthews, Howard	DB	6-2	206	So-1L	League City, Texas (Clear Springs)
31	Wicks, Seth	PLK	5-10	165	Fr-HS	Keller, Texas (Keller)
32	Riney, Rylan	DB	5-11	175	Fr-RS	Aledo, Texas (Aledo)
33	Michael, Christine	RB	5-11	220	Sr-3L	Beaumont, Texas (West Brook)
33	Richardson, Michael	LB	6-2	230	Fr-HS	DeSoto, Texas (DeSoto)
34	Randolph, Will	RB	5-9	189	So-1L	Copperas Cove, Texas (Copperas Cove)
34	Richmond, Jordan	LB	6-3	225	Fr-HS	Denton, Texas (Ryan)
35	Taylor, Tyrell	LB	6-4	212	So-1L	Houston, Texas (Galena Park)
35	Wilkins, Matt	WR	5-9	185	So-SQ	College Station, Texas (A&M Consolidated)
36	Baggs, Donnie	LB	6-1	230	So-1L	League City, Texas (Clear Springs)

NO.	PLAYER	POS.	HT	WT	CL-EXP	HOMETOWN (HIGH SCHOOL/PREVIOUS SCHOOL)
36	Plowman, Davis	PLK	5-10	185	Fr-HS	Roswell, Ga. (Blessed Trinity)
37	Graham, Garrett	RB	5-10	197	So-SQ	Mansfield, Texas (Mansfield)
38	Kaser, Drew	P	6-3	220	So-SQ	Strongsville, Ohio (Walsh Jesuit)
39	Taylor, Marvin	DB	5-11	187	Fr-HS	Houston, Texas (Lamar)
40	Hiddink, Seth	PLK	6-4	200	Fr-HS	Wylie, Texas (Wylie)
40	Ward, Shaun	LB	6-2	244	So-1L	Ft. Lauderdale, FL (Boyd Anderson)
41	Alexander, Brandon	DL	6-6	245	So-1L	Brenham, Texas (Brenham)
42	Ennis, Kirby	DL	6-4	300	Jr-2L	Huntsville, Texas (Huntsville)
43	Bass, Justin	LB	6-2	217	So-SQ	Plano, Texas (West)
44	Moeller, Sam	DB	5-11	186	Fr-RS	San Antonio, Texas (Antonian Prep)
45	Jenkins, Steven	LB	6-2	220	Jr-1L	Pensacola, FL (Pine Forest/Coffeyville (Kan.) CC)
46	Russell, Jake	LB	6-2	229	Jr-SQ	Sulphur Springs, Texas (Sulphur Springs)
47	Russell, Caleb	DL	6-2	248	Sr-2L	Midlothian, Texas (Midlothian)
48	Epperson, Ryan	P	6-2	195	Sr-3L	Keller, Texas (Keller)
49	Martinez, Taylor	LB	6-0	215	Fr-HS	Fort Bend, Texas (Travis)
50	Ortega, Justin	OL	5-10	235	So-1L	San Antonio, Texas (Reagan)
50	Taylor, Tyrone	LB	6-3	210	Fr-HS	Houston, Texas (Galena Park)
51	Harrison, Jarvis	OL	6-4	320	So-1L	Navasota, Texas (Navasota)
53	Smith, Caden	OL	6-3	259	Fr-RS	Roscoe, Texas (Roscoe)
55	Williams, Alonzo	DL	6-4	248	Fr-HS	Long Beach, CA (Polytechnic)
56	Matthews, Mike	OL	6-3	260	Fr-HS	Missouri City, Texas (Elkins)
57	Guthrie, Dylan	OL	6-3	269	So-SQ	Houston, Texas (Memorial)
57	Munrose, Alvin	LB	6-1	195	Fr-HS	Baytown, Texas (Goose Creek Memorial)
58	Johnson, Cody	LB	6-1	220	Fr-RS	Anahuac, Texas (Anahuac)
59	Woodum, Allen	OL	6-3	292	Sr-SQ	Conroe, Texas (Conroe)
60	Gutekunst, Nathan	OL	6-6	308	Fr-RS	Humble, Texas (Atascocita)
61	Lewis, Patrick	OL	6-2	312	Sr-3L	Reserve, La. (East St. John)
62	Brown, Nick	DS	6-4	215	Fr-HS	Cumming, Ga. (West Forsythe)
64	Puffer, Jonathan	DS	6-3	226	So-SQ	Katy, Texas (Taylor)
67	Godwin, Tyler	DL	6-3	280	Fr-HS	Clear Springs, Texas (Clear Springs)
68	Compton, Ben	OL	6-4	307	So-1L	Friendswood, Texas (Friendswood)
70	Ogbuehi, Cedric	OL	6-5	292	So-1L	Allen, Texas (Allen)
71	Tipoti, Kimo	OL	6-3	330	Fr-HS	Hurst, Texas (L.D. Bell)
72	Stansbury, Gavin	DL	6-4	265	So-1L	Franklin, La. (Franklin)
73	Scales, Rhontae	DL	6-6	300	Jr-2L	Killeen, Texas (Killeen)
74	Ifedi, Germain	OL	6-5	304	Fr-HS	Houston, Texas (Westside)
75	Matthews, Jake	OL	6-5	305	Jr-2L	Missouri City, Texas (Elkins)
76	Joeckel, Luke	OL	6-6	310	Jr-2L	Arlington, Texas (Arlington)
77	Klinke, Shep	OL	6-7	305	Jr-2L	Katy, Texas (Katy)
78	Gramling, Garrett	OL	6-6	309	So-SQ	Denton, Texas (Ryan)
79	Cheek, Joseph	OL	6-7	286	Fr-RS	Seguin, Texas (Seguin)
80	Prioleau, Hutson	TE	6-4	251	Jr-2L	Fort Worth, Texas (All Saints Episcopal)
81	Hicks, Nehemiah	TE	6-4	238	Jr-2L	Hutto, Texas (Hutto)
82	Niederhofer, Boone	WR	6-0	180	Fr-HS	San Antonio, Texas (Churchill)
83	Beardmore, Colton	WR	5-9	170	Fr-RS	Cypress, Texas (Cy Woods)
84	Kennedy, Malcome	WR	6-0	200	So-1L	Cayuga, Texas (Cayuga)
86	Little, Caleb	TE	6-3	235	So-RS	Salado, Texas (Salado/Mary Hardin Baylor)
88	Lamascus, Gaston	WR	5-6	182	Jr-SQ	Navasota, Texas (Navasota)
89	Robinson, Ivan	DL	6-3	270	So-1L	Longville, La. (South Beauregard)
90	Manukainiu, Polo	OL	6-5	255	Fr-HS	Euless, Texas (Trinity)
92	Mathis, Jonathan	DL	6-2	300	Sr-1L	Houston, Texas (Westfield/Blinn JC)
94	Moore, Damontre	DL	6-4	250	Jr-2L	Rowlett, Texas (Rowlett)
95	Bredthauer, Ben	DS	6-4	250	Sr-3L	Houston, Texas (Stratford)
95	Obioha, Julien	OL	6-4	255	Fr-HS	New Orleans, La. (Brother Martin)
96	Ray, Edmond	DL	6-5	290	Fr-HS	St. Louis, Mo. (Ritenour)
98	Hatten, Shayvion	DL	6-4	295	Fr-RS	Daingerfield, Texas (Daingerfield)
99	Nealy, Spencer	DL	6-5	277	Sr-3L	San Antonio, Texas (Reagan)

TEAM
INFO

SQUAD BREAKDOWN



TEAM INFO

STARTERS RETURNING (14)

OFFENSE (8)

WR	Ryan Swope	6-0	206	Sr - 3L	Austin, Texas
WR	Uzoma Nwachukwu	6-0	194	Sr - 3L	Allen, Texas
LT	Luke Joeckel	6-6	310	Jr - 2L	Arlington, Texas
C	Patrick Lewis	6-2	306	Sr - 3L	Reserve, La.
RG	Cedric Ogbuehi	6-5	292	So - 1L	Allen, Texas
RT	Jake Matthews	6-5	305	Jr - 2L	Missouri City, Texas
TE	Nehemiah Hicks	6-4	249	Jr - 2L	Hutto, Texas
RB	Christine Michael	5-11	213	Sr - 3L	Beaumont, Texas

DEFENSE (6)

DE	Spencer Nealy	6-5	277	Sr - 3L	San Antonio, Texas
ILB	Jonathan Stewart	6-4	237	Sr - 3L	Shreveport, La.
ILB	Steven Jenkins	6-2	220	Jr - 1L	Pensacola, Fla.
OLB	Sean Porter	6-2	220	Jr - 2L	Schertz, Texas
OLB	Damontre Moore	6-4	245	Jr - 2L	Rowlett, Texas
SS	Steven Campbell	6-0	202	Jr - 2L	Houston, Texas

SPECIAL TEAMS (5 POSITIONS/4 PLAYERS)

SNP	Ben Bredthauer (PK)	6-4	257	Sr - 3L	Houston, Texas
SNP	Justin Ortega (P)	5-10	235	So - 1L	San Antonio, Texas
P	Ryan Epperson	6-2	191	Sr - 3L	Keller, Texas
PR	Dustin Harris	6-0	175	Sr - 3L	Livingston, Texas
KR	Dustin Harris	6-0	175	Sr - 3L	Livingston, Texas

LETTERMEN RETURNING (50)

20 OFFENSE— Nate Askew, Jarvis Harrison, Nehemiah Hicks, Brandal Jackson, Luke Joeckel, Malcome Kennedy, Shep Klinke, Travis Labhart, Michael Lamothe, Patrick Lewis, Ben Malena, Jake Matthews, Kenric McNeal, Christine Michael, Uzoma Nwachukwu, Cedric Ogbuehi, Hutson Prioleau, Will Randolph, Jameill Showers, Ryan Swope

27 DEFENSE— Brandon Alexander, Donnie Baggs, Steven Campbell, Ben Compton, Kirby Ennis, Deshazor Everett, Desmond Gardiner, Dustin Harris, Clay Honeycutt, Toney Hurd, Jr., Steven Jenkins, C.J. Jones, Jonathan Mathis, Howard Matthews, Damontre Moore, Spencer Nealy, Domanique Patterson, Sean Porter, Floyd Raven, Ivan Robinson, Caleb Russell, Rhontae Scales, Gavin Stansbury, Jonathan Stewart, Tyrell Taylor, Steven Terrell, Shaun Ward

3 SPECIAL TEAMS— Ben Bredthauer, Ryan Epperson, Justin Ortega

RETURNING STATISTICAL LEADERS

RUSHING	CARRIES	NET	AVG.	TD	AVG./G	
Christine Michael, RB	149	899	6.0	8	99.9	
Ben Malena, RB	67	259	3.9	4	19.9	
PASSING	CMP-ATT-INT	PCT.	YDS.	TD	AVG./G	
Jameill Showers, QB	4-5-0	.800	40	0	10.0	
RECEIVING	CATCHES	YDS.	AVG.	TD	AVG./G	
Ryan Swope, WR	89	1,207	13.6	11	92.8	
Uzoma Nwachukwu, WR	50	639	12.8	2	49.2	
TACKLES	TOTAL	SOLO	ASST	INT	SACKS	TFL (YDS)
Jonathan Stewart, ILB	98	55	43	0	3.0	5.5 (25)
Sean Porter, OLB	79	50	29	0	9.5	17.0 (93)
Damontre Moore, OLB	72	41	31	0	8.5	17.5 (70)

STARTERS LOST (8)

OFFENSE (3)

QB	Ryan Tannehill	Four Letters	Big Spring, Texas
WR	Jeff Fuller	Four Letters	McKinney, Texas
LG	Brian Thomas	Two Letters	Pearland, Texas

DEFENSE (5)

DT	Eddie Brown, Jr.	Four Letters	Waller, Texas
DE	Tony Jerod-Eddie	Four Letters	DeSoto, Texas
FS	Trent Hunter	Four Letters	Katy, Texas
CB	Terrence Frederick	Four Letters	Katy, Texas
CB	Lionel Smith	Three Letters	Houston, Texas

SPECIAL TEAMS (2)

PK	Randy Bullock	Four Letters	Klein, Texas
HOL	Ryan Tannehill	Four Letters	Big Spring, Texas

LETTERMEN LOST (30)

13 OFFENSE— Danny Baker, Tommy Dorman, Evan Eike, Jeff Fuller, Seth Gardner, Cyrus Gray, Jeffrey Hyde, Patrick O'Quinn, Taylor Randle, Matt Sherman, Ryan Tannehill, Brianq Thomas, Joe Villavencio

14 DEFENSE— Stephen Barrera, Ben Bass, Eddie Brown, Jr., Terrence Frederick, Trent Hunter, Tony Jerod-Eddie, Coryell Judie, Kyle Mangan, Lionel Smith, Kolten Thigpen, Charlie Thomas, DeAndre Thompson, Garrick Williams, Andrew Wolridge

3 SPECIAL TEAMS— Randy Bullock, Jared Jaroszewski, Ken Wood

TEXAS A&M DEPTH CHART

After 2012 Spring Drills ... Boldface Caps Indicate Returning Starters from 2011 Season

TEAM
INFO

OFFENSE

WR	82	Mike Evans	6-5	218	Fr - RS	Galveston, Texas
	4	Brandal Jackson	6-1	191	Sr - 3L	Navasota, Texas
	or 9	Nate Askew	6-4	220	Jr - 2L	San Antonio, Texas
LT	76	LUKE JOECKEL	6-6	310	Jr - 2L	Arlington, Texas
	60	Nathan Gutekunst	6-6	308	Fr - RS	Humble, Texas
LG	51	Jarvis Harrison	6-3	320	So - 1L	Navasota, Texas
	77	Shep Klinke	6-7	305	Jr - 2L	Katy, Texas
C	61	PATRICK LEWIS	6-2	312	Sr - 3L	Reserve, La.
	68	Ben Compton	6-4	307	So - 1L	Friendswood, Texas
RG	70	CEDRIC OGBUEHI	6-5	292	So - 1L	Allen, Texas
	59	Allen Woodum	6-3	292	Sr - SQ	Conroe, Texas
RT	75	JAKE MATTHEWS	6-5	305	Jr - 2L	Missouri City, Texas
	79	Joseph Cheek	6-7	286	Fr - RS	Seguin, Texas
TE	19	Michael Lamothe	6-3	232	Sr - 3L	New Liberia, La.
	81	NEHEMIAH HICKS	6-4	238	Jr - 2L	Hutto, Texas
WR	7	UZOMA NWACHUKWU	6-0	194	Sr - 3L	Allen, Texas
	11	Derel Walker	6-2	185	Jr - TR	Hillsboro, Texas
WR	25	RYAN SWOPE	6-0	206	Sr - 3L	Austin, Texas
	84	Malcome Kennedy	6-0	200	So - 1L	Cayuga, Texas
WR	5	Kenric McNeal	6-1	184	Sr - 3L	Spring, Texas
	or 85	LeKendrick Williams	5-8	170	So - SQ	Sharpstown, Texas
QB	3	Jameill Showers	6-2	219	So - RS	Killeen, Texas
	or 15	Johnny Manziel	6-1	200	Fr - RS	Kerrville, Texas
	or 16	Matt Joeckel	6-4	234	So - SQ	Arlington, Texas
TB	33	CHRISTINE MICHAEL	5-11	218	Sr - 3L	Beaumont, Texas
	or 23	Ben Malena	5-8	195	Jr - 2L	Cedar Hill, Texas
	or 28	Brandon Williams	6-0	192	So - TR	Brookshire, Texas

DEFENSE

DE	99	SPENCER NEALY	6-5	277	Sr - 3L	San Antonio, Texas
	72	Gavin Stansbury	6-4	265	So - 1L	Franklin, La.
DT	42	Kirby Ennis	6-4	300	Jr - 2L	Huntsville, Texas
	98	Shayvion Hatten	6-4	295	Fr - RS	Daingerfield, Texas
DT	92	Jonathan Mathis	6-2	300	Sr - 1L	Houston, Texas
	89	Ivan Robinson	6-3	270	So - 1L	Longville, La.
DE	94	DAMONTRE MOORE	6-4	250	Jr - 2L	Rowlett, Texas
	47	Caleb Russell	6-2	248	Sr - 2L	Midlothian, Texas
	or 41	Brandon Alexander	6-6	245	So - 1L	Brenham, Texas
OLB	45	STEVEN JENKINS	6-2	220	Jr - 1L	Pensacola Fla.
	36	Donnie Baggs	6-1	230	So - 1L	League City, Texas
MLB	11	JONATHAN STEWART	6-4	244	Sr - 3L	Shreveport, La.
	40	Shaun Ward	6-2	240	So - 1L	Ft. Lauderdale, Fla.
OLB	10	SEAN PORTER	6-2	230	Sr - 3L	Schertz, Texas
	33	Michael Richardson	6-2	230	Fr - HS	DeSoto, Texas
CB	29	Deshazor Everett	6-0	176	So - 1L	DeRidder La.
	22	Dustin Harris	6-0	175	Sr - 3L	Livingston, Texas
CB	14	Floyd Raven, Sr.	6-2	190	So - 1L	Kenner, La.
	7	Tremaine Jacobs	6-1	190	Jr - TR	Covington La.
SS	31	Howard Matthews	6-2	206	So - 1L	League City, Texas
	30	Johntel Franklin	6-2	200	Jr - TR	Milwaukee, Wisc.
FS	21	Steven Terrell	5-10	193	Sr - 3L	Allen, Texas
	4	Toney Hurd, Jr.	5-9	180	Jr - 2L	Missouri City, Texas



SPECIALISTS

PLK	95	Taylor Bertolet	5-9	174	Fr - RS	Reading, Pa.
P	48	Ryan Epperson	6-2	195	Sr - 3L	Keller, Texas
	or 38	Drew Kaser	6-3	220	So - SQ	Strongsville, Ohio
SNP	95	Ben Bredthauer	6-4	250	Sr - 3L	Houston, Texas
	or 50	Justin Ortega	5-10	235	So - 1L	San Antonio, Texas
HOL	38	Drew Kaser	6-3	220	So - SQ	Strongsville, Ohio
PR	22	Dustin Harris	6-0	175	Sr - 3L	Livingston Texas
KOR	22	Dustin Harris	6-0	175	Sr - 3L	Livingston Texas



TEXAS A&M[®]
2012 FOOTBALL

**2012
OPPONENTS**



NEW COACH. NEW CONFERENCE. SAME 12TH MAN.

2012 OPPONENTS

OPPONENTS



TEXAS A&M WILL FACE OLD SWC RIVAL SMU IN DALLAS FOR THE FIRST TIME SINCE 1992 ON SEPT. 15.

GAME 1

vs. **LOUISIANA TECH** 

Independence Stadium, Shreveport, La.
Thursday, Aug. 30

LOUISIANA TECH BULLDOGS FACTS

SCHOOL: Louisiana Tech University	PRESIDENT: Daniel D. Reneau
LOCATION: Ruston, Louisiana	ATHLETIC DIRECTOR: Bruce Van De Velde
FOUNDED: 1894	HEAD COACH: Sonny Dykes
ENROLLMENT: 11,581	2011 RECORD: 8-5
NICKNAME: Bulldogs	WAC RECORD: 6-1 (1st)
COLORS: Red and Blue	2011 BOWL: San Diego County Credit Union Poinsettia Bowl
CONFERENCE: Western Athletic	FINAL AP RANK: None
SERIES: 9-0-0	

MEDIA RELATIONS

FOOTBALL CONTACT: Patrick T. Walsh
OFFICE: 318-257-5305 • **EMAIL:** pwalsh@latech.edu

2012 SCHEDULE

AUGUST	OCTOBER
30 vs. Texas A&M (Shreveport, La.)	6 UNLV
	20 IDAHO
SEPTEMBER	27 at New Mexico State
8 at Houston	NOVEMBER
15 RICE	3 UTSA
22 at Illinois	10 at Texas State
29 at Virginia	17 UTAH STATE
	24 at San Jose State

GAME 2

FLORIDA 

Kyle Field, College Station, Texas
Saturday, Sept. 8

FLORIDA GATORS FACTS

SCHOOL: University of Florida	PRESIDENT: Dr. James Bernard Machen
LOCATION: Gainesville, Fla.	ATHLETIC DIRECTOR: Jeremy Foley
FOUNDED: 1853	HEAD COACH: Will Muschamp
ENROLLMENT: 49,589	2011 RECORD: 7-6
NICKNAME: Gators	SEC Record: 3-5 (3rd in Eastern)
COLORS: Orange and Blue	2011 BOWL: Taxslayer.com Gator Bowl
CONFERENCE: Southeastern	FINAL AP RANK: None
SERIES: 1-1	

MEDIA RELATIONS

FOOTBALL CONTACT: Steve McClain
OFFICE: 352-375-4683 • **EMAIL:** stevem@gators.uua.ufl.edu

2012 SCHEDULE

SEPTEMBER	27 vs. Georgia (Jacksonville)
1 BOWLING GREEN	NOVEMBER
8 at Texas A&M	3 MISSOURI
15 at Tennessee	10 LOUISIANA- LAFAYETTE
22 KENTUCKY	17 JACKSONVILLE STATE
OCTOBER	24 at Florida State
6 LSU	
13 at Vanderbilt	
20 SOUTH CAROLINA	

GAME 3

AT **SMU** 

Ford Field, Dallas, Texas
Saturday, Sept. 15

SMU MUSTANGS FACTS

SCHOOL: Southern Methodist University	SERIES: 42-29-7
LOCATION: Dallas, Texas	PRESIDENT: R. Gerald Turner
FOUNDED: 1911	ATHLETIC DIRECTOR: Steve Orsini
ENROLLMENT: 12,000	HEAD COACH: June Jones
NICKNAME: Mustangs	2011 RECORD: 8-5
COLORS: Red and Blue	C-USA RECORD: 5-3 (3rd in West)
CONFERENCE: Conference-USA	2011 BOWL: BBVA Compass Bowl
	FINAL AP RANK: None

MEDIA RELATIONS

FOOTBALL CONTACT: Brad Sutton
OFFICE: 214-768-2883 • **EMAIL:** bsutton@mail.smu.edu

2012 SCHEDULE

SEPTEMBER	20 HOUSTON
1 at Baylor	27 MEMPHIS
8 STEPHEN F. AUSTIN	NOVEMBER
15 TEXAS A&M	3 at UCF
29 TCU	10 SOUTHERN MISS
OCTOBER	17 at Rice
6 at UTEP	24 TULSA
13 at Tulane	



THE AGGIES AND RAZORBACKS RETURN TO CONFERENCE FOE STATUS WHEN THE HOGS COME TO KYLE FIELD ON SEPT. 29

GAME 4

SOUTH CAROLINA STATE



Kyle Field, College Station, Texas
Saturday, Sept. 22

SC STATE BULLDOGS FACTS

SCHOOL: South Carolina State University	SERIES: First meeting
LOCATION: Orangeburg, South Carolina	PRESIDENT: Dr. George E. Cooper
FOUNDED: 1896	ATHLETIC DIRECTOR: Charlene Johnson
ENROLLMENT: 5,000	HEAD COACH: Oliver Pough
NICKNAME: Bulldogs	2011 RECORD: 7-4
COLORS: Garnet and Blue	MEAC RECORD: 6-2 (t2nd)
CONFERENCE: Mid-Eastern Athletic	2011 BOWL: None
	FINAL AP RANK: None

MEDIA RELATIONS

FOOTBALL CONTACT: William Hamilton
OFFICE: 803-536-8759 • **EMAIL:** Whamilton@scsu.edu

2012 SCHEDULE

AUGUST	OCTOBER
30 at Georgia State	6 at North Carolina Central
SEPTEMBER	13 at Delaware State
8 BETHUNE-COOKMAN	20 at Florida A&M
15 at Arizona	27 HOWARD
22 at Texas A&M	NOVEMBER
29 NORFOLK STATE	10 at North Carolina A&T
	17 SAVANNAH STATE

GAME 5

ARKANSAS



Kyle Field, College Station, Texas
Saturday, Sept. 29

ARKANSAS RAZORBACKS FACTS

SCHOOL: University of Arkansas	PRESIDENT: Dr. G. David Gearhart
LOCATION: Fayetteville, Arkansas	ATHLETIC DIRECTOR: Jeff Long
FOUNDED: 1871	HEAD COACH: Bobby Petrino
ENROLLMENT: 23,199	2011 RECORD: 11-2
NICKNAME: Razorbacks	SEC RECORD: 6-2 (3rd in Western)
COLORS: Cardinal and White	2011 BOWL: AT&T Cotton Bowl
CONFERENCE: Southeastern	FINAL AP RANK: 5
SERIES: 24-41-3	

MEDIA RELATIONS

FOOTBALL CONTACT: Zach Higbee
OFFICE: 479-575-5786 • **EMAIL:** zhigbee@uark.edu

2012 SCHEDULE

SEPTEMBER	OCTOBER
1 JACKSONVILLE STATE	6 at Auburn
8 LOUISIANA-MONROE (Little Rock)	13 KENTUCKY
15 ALABAMA	27 OLE MISS (Little Rock)
22 RUTGERS	NOVEMBER
29 at Texas A&M	3 TULSA
	10 at South Carolina
	17 at Mississippi State
	23 LSU

GAME 6

AT OLE MISS



Vaught-Hemingway Stadium, Oxford, Miss.
Saturday, Oct. 6

OLE MISS REBELS FACTS

SCHOOL: University of Mississippi	PRESIDENT: Dr. Daniel W. Jones
LOCATION: Oxford, Miss.	ATHLETIC DIRECTOR: Pete Boone
FOUNDED: 1848	HEAD COACH: Hugh Freeze
ENROLLMENT: 20,844	2011 RECORD: 2-10
NICKNAME: Rebels	SEC RECORD: 0-8 (6th in Western)
COLORS: Cardinal Red and Navy	2011 BOWL: None
CONFERENCE: Southeastern	FINAL AP RANK: None
SERIES: A&M leads 4-0-0	

MEDIA RELATIONS

FOOTBALL CONTACT: Kyle Campbell
OFFICE: 662-915-7522 • **EMAIL:** kyle@olemiss.edu

2012 SCHEDULE

SEPTEMBER	13 AUBURN
1 CENTRAL ARKANSAS	27 at Arkansas (Little Rock)
8 UTEP	NOVEMBER
15 TEXAS	3 at Georgia
22 at Tulane	10 VANDERBILT
29 at Alabama	17 at LSU
OCTOBER	24 MISSISSIPPI STATE
6 TEXAS A&M	



HISTORICAL RIVAL LSU MAKES ITS FIRST TRIP TO KYLE FIELD IN NEARLY 20 YEARS ON OCT. 20

GAME 7

LSU



*Kyle Field, College Station, Texas
Saturday, Oct. 20*

LSU TIGERS FACTS

SCHOOL: Louisiana State University	CHANCELLOR: Dr. Michael V. Martin
LOCATION: Baton Rouge, Louisiana	ATHLETIC DIRECTOR: Joe Avella
FOUNDED: 1860	HEAD COACH: Les Miles
ENROLLMENT: 28,985	2011 RECORD: 13-1
NICKNAME: Tigers	SEC RECORD: 8-0 (1st in Western)
COLORS: Purple and Gold	2011 BOWL: Allstate BCS National Championship
CONFERENCE: Southeastern	FINAL AP RANK: 2
SERIES: 20-27-3	

MEDIA RELATIONS

FOOTBALL CONTACT: Michael Bonnette
OFFICE: 225-578-8226 • EMAIL: mbonnet@lsu.edu

2012 SCHEDULE

SEPTEMBER	OCTOBER
1 NORTH TEXAS	6 at Florida
8 WASHINGTON	13 SOUTH CAROLINA
15 IDAHO	20 at Texas A&M
22 at Auburn	
29 TOWSON	
	NOVEMBER
	3 ALABAMA
	10 MISSISSIPPI STATE
	17 OLE MISS
	23 at Arkansas

GAME 8

AT AUBURN



*Jordan-Hare Stadium, Auburn, Ala.
Saturday, Oct. 27*

AUBURN TIGERS FACTS

SCHOOL: Auburn University	PRESIDENT: Dr. Jay Gouge
LOCATION: Auburn, Alabama	ATHLETIC DIRECTOR: Jay Jacobs
FOUNDED: 1856	HEAD COACH: Gene Chizik
ENROLLMENT: 25,078	2011 RECORD: 8-5
NICKNAME: Tigers	SEC RECORD: 4-4 (4th in Western)
COLORS: Burnt Orange and Navy	2011 BOWL: Chick-fil-a Bowl
CONFERENCE: Southeastern	FINAL AP RANK: None
SERIES: 2-0-0	

MEDIA RELATIONS

FOOTBALL CONTACT: Kirk Sampson
OFFICE: 334-844-9800 • EMAIL: kirk@auburn.edu

2012 SCHEDULE

SEPTEMBER	OCTOBER
1 vs. Clemson (Atlanta)	6 ARKANSAS
8 at Mississippi State	13 at Ole Miss
15 LOUISIANA-MONROE	20 at Vanderbilt
22 LSU	27 TEXAS A&M
	NOVEMBER
	3 NEW MEXICO STATE
	10 GEORGIA
	17 ALABAMA A&M
	24 at Alabama

GAME 9

AT MISSISSIPPI STATE



*Davis Wade Stadium, Starkville, Miss.
Saturday, Nov. 3*

MISSISSIPPI STATE BULLDOGS FACTS

SCHOOL: Mississippi State University	PRESIDENT: Dr. Mark Keenum
LOCATION: Starkville, Mississippi	ATHLETIC DIRECTOR: Scott Stricklin
FOUNDED: 1878	HEAD COACH: Dan Mullen
ENROLLMENT: 20,424	2011 RECORD: 7-6
NICKNAME: Bulldogs	SEC RECORD: 2-6 (5th in Western)
COLORS: Maroon and White	2011 BOWL: Franklin American Mortgage Music City Bowl
CONFERENCE: Southeastern	FINAL AP RANK: None
SERIES: 2-3-0	

MEDIA RELATIONS

FOOTBALL CONTACT: Joe Galbraith
OFFICE: 662-325-2703 • EMAIL: jgalbraith@athletics.msstate.edu

2012 SCHEDULE

SEPTEMBER	20 MIDDLE TENNESSEE
1 JACKSON STATE	27 at Alabama
8 AUBURN	
15 at Troy	NOVEMBER
22 SOUTH ALABAMA	3 TEXAS A&M
	10 at LSU
OCTOBER	17 ARKANSAS
6 at Kentucky	24 at Ole Miss
13 TENNESSEE	



THE AGGIES HOST MIZZOU FOR THE THIRD STRAIGHT SEASON AT KYLE FIELD ON NOV. 24

GAME 10

AT ALABAMA



*Bryant-Denny Stadium, Tuscaloosa, Ala.
Saturday, Nov. 10*

ALABAMA CRIMSON TIDE FACTS

SCHOOL: University of Alabama	PRESIDENT: Dr. Robert E. Witt
LOCATION: Tuscaloosa, Alabama	ATHLETIC DIRECTOR: Mal Moore
FOUNDED: 1831	HEAD COACH: Nick Saban
ENROLLMENT: 31,747	2011 RECORD: 12-1
NICKNAME: Crimson Tide	SEC RECORD: 7-1 (2nd in Western)
COLORS: Crimson and White	2011 BOWL: Allstate BCS National Championship
CONFERENCE: SEC	FINAL AP RANK: 1
SERIES: 1-3-0	

MEDIA RELATIONS

FOOTBALL CONTACT: Jeff Purinton
OFFICE: 205-348-3631 • **EMAIL:** jpurinton@ia.ua.edu

2012 SCHEDULE

SEPTEMBER	OCTOBER
1 vs. Michigan (Arlington, Texas)	13 at Missouri
8 WESTERNKENTUCKY	20 at Tennessee
15 at Arkansas	27 MISSISSIPPI STATE
22 FLORIDAATLANTIC	
29 OLE MISS	NOVEMBER
	3 at LSU
	10 TEXAS A&M
	17 WESTERN CAROLINA
	24 AUBURN

GAME 11

SAM HOUSTON STATE



*Kyle Field, College Station, Texas
Saturday, Nov. 17*

SAM HOUSTON STATE BEARKATS FACTS

SCHOOL: Sam Houston State University	PRESIDENT: Dr. Dana L. Gibson
LOCATION: Huntsville, Texas	ATHLETIC DIRECTOR: Bobby Williams
FOUNDED: 1879	HEAD COACH: Willie Fritz
ENROLLMENT: 17,618	2011 RECORD: 14-1
NICKNAME: Bearkats	SOUTHLAND RECORD: 7-0 (1st)
COLORS: Orange and White	2011 BOWL: FCS Championship Game
CONFERENCE: Southland	FINAL AP RANK: None
SERIES: 10-0-0	

MEDIA RELATIONS

FOOTBALL CONTACT: Paul Ridings
OFFICE: 936-294-4459 • **EMAIL:** ridings@shsu.edu

2012 SCHEDULE

SEPTEMBER	8 INCARNATE WORD	13 at Nicholls State
	15 at Baylor	20 MCNEESE STATE
	22 at Central Arkansas	27 at Lamar
	27 at Texas Southern	
OCTOBER		NOVEMBER
6 vs. Stephen F. Austin (Houston, Texas)		3 SOUTHEASTERN LOUISIANA
		10 at Northwestern State
		17 at Texas A&M

GAME 12

MISSOURI



*Kyle Field, College Station, Texas
Saturday, Nov. 24*

MISSOURI TIGERS FACTS

SCHOOL: University of Missouri	CHANCELLOR: Dr. Brady J. Deaton
LOCATION: Columbia, Missouri	ATHLETIC DIRECTOR: Mike Alden
FOUNDED: 1839	HEAD COACH: Gary Pinkel
ENROLLMENT: 33,805	2011 RECORD: 8-5
NICKNAME: Tigers	BIG 12 RECORD: 5-4 (5th)
COLORS: Old Gold and Black	2011 BOWL: Advocate V100 Independence Bowl
CONFERENCE: SEC	FINAL AP RANK: None
SERIES: 7-5-0	

MEDIA RELATIONS

FOOTBALL CONTACT: Chad Moller
OFFICE: 573-882-0712 • **EMAIL:** mollerc@missouri.edu

2012 SCHEDULE

SEPTEMBER	OCTOBER
1 SOUTHEASTERN LOUISIANA	6 VANDERBILT
8 GEORGIA	13 ALABAMA
15 ARIZONA STATE	27 KENTUCKY
22 at South Carolina	
29 at Central Florida	NOVEMBER
	3 at Florida
	10 at Tennessee
	17 SYRACUSE
	24 at Texas A&M

SERIES RECORDS vs. 2012 OPPONENTS



LOUISIANA TECH

A&M leads, 9-0

9/26/81	College Station	W	43	7
9/25/82	College Station	W	38	27
10/31/87	College Station	W	32	3
11/5/88	College Station	W	56	17
10/5/96	College Station	W	63	13
9/12/98	College Station	W	28	7
9/4/99	Shreveport (Independence Stadium)	W	37	17
9/28/02	College Station	W	31	3
9/23/06	College Station	W	45	14



FLORIDA

series tied, 1-1

10/13/62	Gainesville	L	6	42
1/2/77	El Paso (Sun Bowl)	W	37	14



SMU

A&M leads, 42-29-7

10/23/16	College Station	W	62	0
10/11/19	Dallas	W	16	0
10/9/20	College Station	W	3	0
10/12/21	Dallas	W	13	0
11/11/22	Dallas	L	6	17
10/26/23	College Station	L	0	10
10/25/24	Dallas	T	7	7
10/16/25	College Station	W	7	0
10/23/26	Dallas	L	7	9
11/5/27	Dallas	W	39	13
11/10/28	Dallas	T	19	19
11/9/29	College Station	L	7	12
11/8/30	Dallas	L	7	13
11/7/31	College Station	L	0	8
11/5/32	Dallas	T	0	0
11/11/33	College Station	L	0	19
11/10/34	Dallas	L	0	28
12/7/35	College Station	L	0	24
11/7/36	Dallas	W	22	6
11/6/37	College Station	W	14	0
11/5/38	Dallas	L	7	10
11/11/39	College Station	W	6	2
11/9/40	Dallas	W	19	7
11/8/41	College Station	W	21	10
11/7/42	Dallas	W	27	20
11/6/43	College Station	W	22	0

11/11/44	Dallas	W	39	6
11/10/45	College Station	W	3	0
11/9/46	Dallas	W	14	0
11/8/47	College Station	L	0	13
11/6/48	Dallas	L	14	20
11/5/49	College Station	T	27	27
11/11/50	Dallas	W	25	20
11/10/51	College Station	T	14	14
11/8/52	Dallas	L	13	21
11/7/53	College Station	L	0	23
11/6/54	Dallas	L	3	6
11/5/55	College Station	W	13	2
11/10/56	Dallas	W	33	7
11/9/57	College Station	W	19	6
11/8/58	Dallas	L	0	33
11/7/59	College Station	L	11	14
11/5/60	Dallas	T	0	0
11/11/61	College Station	W	25	12
11/10/62	Dallas	W	12	7
11/9/63	College Station	L	7	9
11/7/64	Dallas	W	23	0
11/6/65	College Station	L	0	10
11/5/66	Dallas	L	14	21
9/16/67	College Station	L	17	20
11/9/68	Dallas	L	23	36
11/8/69	College Station	W	20	10
11/7/70	Dallas (Cotton Bowl)	L	3	6
11/6/71	College Station	W	27	10
11/11/72	Dallas (Cotton Bowl)	W	27	17
11/10/73	College Station	W	45	10
11/9/74	Dallas (Cotton Bowl)	L	14	18
11/8/75	College Station	W	36	3
10/30/76	Dallas (Cotton Bowl)	W	36	0
10/29/77	College Station	W	38	21
11/4/78	Dallas (Cotton Bowl)	W	20	17
11/3/79	College Station	W	47	14
11/1/80	Irving, Texas (Texas Stadium)	L	0	27
10/31/81	College Station	L	7	27
10/30/82	Irving, Texas (Texas Stadium)	L	9	47
10/29/83	College Station	L	7	10
11/3/84	Irving, Texas (Texas Stadium)	L	20	28
11/2/85	College Station	W	19	17
11/1/86	Irving, Texas (Texas Stadium)	W	39	35
11/4/89	College Station	W	63	14
11/3/90	Dallas (Ownby Stadium)	W	38	17
11/23/91	College Station	W	65	6
10/31/92	Dallas (Cotton Bowl)	W	41	7
10/30/93	College Station	W	37	13
10/29/94	San Antonio (Alamodome)	T	21	21
10/14/95	College Station	W	20	17
9/17/05	College Station	W	66	8
9/4/11	College Station	W	46	14



SOUTH CAROLINA STATE

First Meeting



ARKANSAS

Arkansas leads, 41-24-3

1903	College Station	W	6	0
1910	Fayetteville	L	0	5
1912	Dallas	W	27	0
10/15/27	College Station	W	40	6
10/27/28	Fayetteville	L	12	27
10/26/29	College Station	L	13	14
10/25/30	Little Rock	L	0	13
11/3/34	College Station	T	7	7
11/2/35	Little Rock	L	7	14
10/31/36	College Station	L	0	18
10/30/37	Fayetteville	L	13	26
10/29/38	College Station	W	13	7
11/4/39	Fayetteville	W	27	0
11/2/40	College Station	W	17	0
11/1/41	Little Rock	W	7	0
10/31/42	College Station	W	41	0
10/30/43	Fayetteville	W	13	0
11/4/44	College Station	L	6	7
11/3/45	Fayetteville	W	34	0
11/2/46	College Station	L	0	7
11/1/47	Fayetteville	T	21	21
10/30/48	College Station	L	6	28
10/29/49	Fayetteville	L	6	27
11/4/50	College Station	W	42	13
11/3/51	Fayetteville	L	21	33
11/1/52	College Station	W	31	12
10/31/53	Little Rock	L	14	41
10/30/54	College Station	L	7	14
10/29/55	Fayetteville	T	7	7
11/3/56	College Station	W	27	0
11/2/57	Fayetteville	W	7	6
11/1/58	College Station	L	8	21
10/31/59	Fayetteville	L	7	12
10/29/60	College Station	L	3	7
11/4/61	Fayetteville	L	8	15
11/3/62	College Station	L	7	17
11/2/63	Little Rock	L	7	21
10/31/64	College Station	L	0	17
10/30/65	Little Rock	L	0	31
10/29/66	College Station	L	0	34
11/4/67	College Station	W	33	21
11/2/68	College Station	L	22	25
11/1/69	Fayetteville	L	13	35
10/31/70	College Station	L	6	45

OPPONENTS

10/30/71	Little Rock	W	17	9
11/4/72	College Station	W	10	7
11/3/73	Fayetteville	L	10	14
11/2/74	College Station	W	20	10
12/6/75	Little Rock	L	6	31
11/13/76	Little Rock	W	31	10
11/12/77	College Station	L	20	26
11/18/78	Little Rock	L	7	26
11/17/79	College Station	L	10	22
11/15/80	Fayetteville	L	24	27
11/14/81	College Station	L	7	10
11/13/82	Little Rock	L	0	35
11/12/83	College Station	W	36	23
11/17/84	Fayetteville	L	0	28
11/16/85	College Station	W	10	6
11/15/86	Little Rock	L	10	14
11/14/87	College Station	W	14	0
11/12/88	Fayetteville	L	20	25
11/24/89	College Station	L	22	23
11/17/90	Fayetteville	W	20	16
11/16/91	College Station	W	13	3
10/3/09	Arlington (Cowboys Stadium)	L	19	47
10/9/10	Arlington (Cowboys Stadium)	L	17	24
10/1/11	Arlington (Cowboys Stadium)	L	38	42



OLE MISS

A&M leads, 4-0

1911	College Station	W	17	0
1914	Dallas	W	14	7
9/13/75	College Station	W	7	0
9/6/80	Jackson (Veterans Memorial Stadium)	W	23	20



LSU

LSU leads, 27-20-3

1899	College Station	W	52	0
1906	College Station	W	22	12
1907	College Station	W	11	5
1908	College Station	L	0	26
1913	College Station	T	7	7
1914	Dallas	W	63	9
10/14/16	Dallas	L	0	13
10/27/17	San Antonio	W	27	0
10/16/20	College Station	T	0	0
10/15/21	Baton Rouge	L	0	6
10/20/22	Baton Rouge	W	46	0
10/20/23	Baton Rouge	W	28	0
9/26/42	Baton Rouge	L	7	16
10/9/43	Baton Rouge	W	28	13
1/1/44	Miami (Orange Bowl)	L	14	19

10/14/44	Baton Rouge	W	7	0
10/13/45	College Station	L	12	31
10/12/46	Baton Rouge	L	9	33
10/11/47	Baton Rouge	L	13	19
10/9/48	Baton Rouge	L	13	14
10/8/49	Baton Rouge	L	0	34
9/24/55	Dallas	W	28	0
9/29/56	Baton Rouge	W	9	6
9/17/60	Baton Rouge	L	0	9
9/30/61	Baton Rouge	L	7	16
9/17/62	Baton Rouge	L	0	21
9/21/63	Baton Rouge	L	6	14
9/19/64	Baton Rouge	L	6	9
9/18/65	Baton Rouge	L	0	10
10/8/66	Baton Rouge	T	7	7
9/30/67	Baton Rouge	L	6	17
9/21/68	Baton Rouge	L	12	13
9/20/69	Baton Rouge	L	6	35
9/19/70	Baton Rouge	W	20	18
9/18/71	Baton Rouge	L	0	37
9/23/72	Baton Rouge	L	17	42
9/22/73	Baton Rouge	L	23	28
9/21/74	Baton Rouge	W	21	14
9/20/75	Baton Rouge	W	39	8
9/13/86	Baton Rouge	L	17	35
9/2/87	College Station	L	3	17
9/3/88	Baton Rouge	L	0	27
9/2/89	College Station	W	28	16
9/29/90	Baton Rouge	L	8	17
9/14/91	College Station	W	45	7
9/5/92	Baton Rouge	W	31	22
9/4/93	College Station	W	24	0
9/3/94	Baton Rouge	W	18	13
9/2/95	College Station	W	33	17
1/7/10	Arlington (Cotton Bowl)	L	24	41



AUBURN

A&M leads, 2-0

1911	College Station	W	16	0
1/1/86	Dallas (Cotton Bowl)	W	36	16



MISSISSIPPI STATE

MSU leads, 3-2

1912	College Station	W	41	7
1913	College Station	L	0	6
1915	College Station	L	0	7
10/9/37	College Station	W	14	0
12/31/00	Shreveport (OT) (Independence Bowl)	L	41	43



ALABAMA

Alabama leads, 3-1

1/1/42	Dallas (Cotton Bowl)	L	21	29
1/1/68	Dallas (Cotton Bowl)	W	20	16
9/14/85	Birmingham	L	10	23
12/1/88	College Station	L	10	30



SAM HOUSTON STATE

A&M leads, 10-0

10/3/19	College Station	W	77	0
9/22/23	College Station	W	53	0
10/23/25	College Station	W	77	0
10/5/32	College Station	W	26	0
10/6/33	College Station	W	34	14
9/22/34	College Station	W	28	0
9/27/35	Huntsville	W	25	0
9/26/36	College Station	W	39	6
9/27/41	College Station	W	54	0
9/6/97	College Station	W	59	6



MISSOURI

A&M leads, 7-5

9/5/57	College Station	W	28	0
10/4/58	College Station	W	12	0
9/19/92	Columbia	W	26	13
9/18/93	College Station	W	73	0
11/14/98	College Station	W	17	14
11/13/99	Columbia	W	51	14
11/16/02	College Station (2OT)	L	27	33
11/15/03	Columbia	L	22	45
10/14/06	College Station	W	25	19
11/10/07	Columbia	L	26	40
10/16/10	College Station	L	9	30
10/29/11	College Station (OT)	L	38	31



SEC CHAMPIONSHIP GAME



GEORGIA DOME, ATLANTA, GA.

OPPOZENTS

The SEC's Eastern and Western Division winners will meet in Atlanta's Georgia Dome to battle for the league championship and the right to represent the conference in the Bowl Championship Series. The 21st-annual title game is set for December 1 and will be nationally televised by CBS Sports.

The game is a result of conference expansion, which saw Arkansas and South Carolina become the first members added in SEC history. Under NCAA regulations, a conference with 12 members may play an additional football game to determine its champion, provided the regular season is played in divisions.

The participants of the game are determined each year during the eight-game regular-season conference schedule as the teams with the best overall SEC winning percentage in each division.

The 2009 SEC Championship Game earned a 11.8 rating and a 24 share, the highest rated SEC Championship Game in history.

CHAMPIONSHIP GAME QUICK FACTS

DATE.....	Saturday, December 1
SITE	Georgia Dome; Atlanta, Ga.
CAPACITY.....	71,500
TIME.....	4 p.m. ET
TELEVISION	CBS Sports
LARGEST CROWD.....	83,091 (Alabama vs. Florida, Legion Field) - 1992
LARGEST GEORGIA DOME CROWD.....	75,892 (Alabama vs. Florida) - 2008

The SEC Championship Game has also drawn capacity crowds in its short history. 1,491,391 fans have witnessed first-hand the pageantry of SEC Football at the 20 previous Championship Games.

The Championship Game has also drawn 18 capacity crowds in its 20-year history. Only 1993 (Birmingham) and 1995 (Atlanta) were not sellouts.

SEC CHAMPIONSHIP GAMES

YEAR	RESULTS	ATTENDANCE	MVP	SCHOOL
1992	Alabama..... 28 — Florida..... 21	83,091	Antonio Langham	Alabama
1993	Florida..... 28 — Alabama..... 13	76,345	Terry Dean	Florida
1994	Florida..... 24 — Alabama..... 23	74,751	Ellis Johnson	Florida
1995	Florida..... 34 — Arkansas..... 3	71,325	Danny Wuerffel	Florida
1996	Florida..... 45 — Alabama..... 30	74,132	Danny Wuerffel	Florida
1997	Tennessee..... 30 — Auburn..... 29	74,896	Peyton Manning	Tennessee
1998	Tennessee..... 24 — Mississippi State..... 14	74,795	Peerless Price	Tennessee
1999	Alabama..... 34 — Florida..... 7	71,500	Freddie Milons	Alabama
2000	Florida..... 28 — Auburn..... 6	73,427	Rex Grossman	Florida
2001	LSU..... 31 — Tennessee..... 20	74,843	Matt Mauck	LSU
2002	Georgia..... 30 — Arkansas..... 3	74,835	David Greene	Georgia
2003	LSU..... 34 — Georgia..... 13	74,913	Justin Vincent	LSU
2004	Auburn..... 38 — Tennessee..... 28	74,892	Jason Campbell	Auburn
2005	Georgia..... 34 — LSU..... 14	73,717	D.J. Shockley	Georgia
2006	Florida..... 38 — Arkansas..... 28	73,374	Percy Harvin	Florida
2007	LSU..... 21 — Tennessee..... 14	73,832	Ryan Perrilloux	LSU
2008	Florida..... 31 — Alabama..... 20	75,892	Tim Tebow	Florida
2009	Alabama..... 32 — Florida..... 13	75,514	Greg McElroy	Alabama
2010	Auburn..... 56 — South Carolina..... 17	75,802	Cam Newton	Auburn
2011	LSU..... 42 — Georgia..... 10	74,515	Tyrann Mathieu	LSU



SEC BOWL LINEUP

(After BCS)

(1)

CAPITAL ONE
Jan. 1, 2013 (ESPN)
Florida Citrus Bowl Stadium
Orlando, Fla.
fcsports.com



(2-3)

AT&T COTTON
Jan. 4, 2013 (Fox)
Cowboys Stadium
Arlington, Texas
attcottonbowl.com



OUTBACK
Jan. 1, 2013 (ABC)
Raymond James Stadium
Tampa, Fla.
outbackbowl.com



(4)

CHICK-FIL-A
Dec. 31, 2012 (ESPN)
Georgia Dome
Atlanta, Ga.
chick-fil-awbowl.com



(5)

TAXSLAYER.COM GATOR
Jan. 1, 2013 (ESPN2)
EverBank Field
Jacksonville, Fla.
gatorbowl.com




(6)

FRANKLIN AMERICAN MORTGAGE MUSIC CITY
Dec. 31, 2012 (ESPN)
LP Field
Nashville, Tenn.
musiccitybowl.com



(7-8)

AUTOZONE LIBERTY
Dec. 31, 2012 (ESPN)
Liberty Bowl Memorial Stadium
Memphis, Tenn.
autozonelibertybowl.org



BBVA COMPASS
Jan. 5, 2013 (ESPN)
Legion Field
Birmingham, Ala.
bbvacompassbowl.com



(9)

ADVOCARE V100 INDEPENDENCE BOWL
Dec. 28, 2012 (ESPN)
Independence Stadium
Shreveport, La.
independencebowl.org



SEC SCHEDULE ... WEEK-BY-WEEK

AUG. 30

South Carolina at Vanderbilt
TEXAS A&M vs. Louisiana Tech
 (Shreveport, La.)

AUG. 31

Tennessee vs. N.C. State
 (Atlanta, Ga.)

SEPT. 1

Alabama vs. Michigan
 (Arlington, Texas)
 Jacksonville State at Arkansas
 Bowling Green at Florida
 Buffalo at Georgia
 North Texas at LSU
 Central Arkansas at Ole Miss
 Jackson State at Mississippi State
 Southeastern Louisiana at Missouri
 Auburn vs. Clemson
 (Atlanta, Ga.)

SEPT. 2

Kentucky at Louisville

SEPT. 8

Auburn at Mississippi State
 Florida at **TEXAS A&M**
 Georgia at Missouri
 Western Kentucky at Alabama
 Louisiana-Monroe at Arkansas
 (Little Rock)
 Kent State at Kentucky
 Washington at LSU
 UTEP at Ole Miss
 East Carolina at South Carolina
 Georgia State at Tennessee
 Vanderbilt at Northwestern

SEPT. 15

Alabama at Arkansas
 Florida at Tennessee
 Florida Atlantic at Georgia
 Western Kentucky at Kentucky
 Idaho at LSU
 Texas at Ole Miss
 Mississippi State at Troy
 Arizona State at Missouri
 UAB at South Carolina
TEXAS A&M at Southern Methodist
 Presbyterian at Vanderbilt
 Louisiana-Monroe at Auburn



**ESPNU WILL TELEVISION
 THE AGGIES' THURSDAY
 NIGHT OPENER AGAINST
 LOUISIANA TECH IN
 SHREVEPORT, LA.**

SEPT. 22

LSU at Auburn
 Rutgers at Arkansas
 Kentucky at Florida
 Vanderbilt at Georgia
 Missouri at South Carolina
 Florida Atlantic at Alabama
 Ole Miss at Tulane
 South Alabama at Mississippi State
 Akron at Tennessee
 South Carolina State at **TEXAS A&M**

SEPT. 29

Ole Miss at Alabama
 Arkansas at **TEXAS A&M**
 Tennessee at Georgia
 South Carolina at Kentucky
 Towson at LSU
 Missouri at Central Florida

OCT. 6

Arkansas at Auburn
 LSU at Florida
 Georgia at South Carolina
TEXAS A&M at Ole Miss
 Vanderbilt at Missouri
 Mississippi State at Kentucky

OCT. 13

Alabama at Missouri
 Kentucky at Arkansas
 Auburn at Ole Miss
 Florida at Vanderbilt
 South Carolina at LSU
 Tennessee at Mississippi State

OCT. 20

Alabama at Tennessee
 Auburn at Vanderbilt
 South Carolina at Florida
 Georgia at Kentucky
 LSU at **TEXAS A&M**
 Middle Tennessee at Mississippi State

OCT. 27

Ole Miss at Arkansas
 (Little Rock)
TEXAS A&M at Auburn
 Florida vs. Georgia
 (Jacksonville)
 Kentucky at Missouri
 Tennessee at South Carolina
 Mississippi State at Alabama
 Massachusetts at Vanderbilt

NOV. 3

Alabama at LSU
 New Mexico State at Auburn
 Missouri at Florida
 Ole Miss at Georgia
 Vanderbilt at Kentucky
TEXAS A&M at Mississippi State
 Troy at Tennessee
 Tulsa at Arkansas

NOV. 10

TEXAS A&M at Alabama
 Arkansas at South Carolina
 Georgia at Auburn
 Mississippi State at LSU
 Vanderbilt at Ole Miss
 Missouri at Tennessee
 Louisiana-Lafayette at Florida

NOV. 17

Arkansas at Mississippi State
 Alabama A&M at Auburn
 Ole Miss at LSU
 Tennessee at Vanderbilt
 Western Carolina at Alabama
 Syracuse at Missouri
 Jacksonville State at Florida
 Georgia Southern at Georgia
 Samford at Kentucky
 Wofford at South Carolina
 Sam Houston State at **TEXAS A&M**

NOV. 23

LSU at Arkansas

NOV. 24

Auburn at Alabama
 Kentucky at Tennessee
 Mississippi State at Ole Miss
 Missouri at **TEXAS A&M**
 Florida at Florida State
 Georgia Tech at Georgia
 South Carolina at Clemson
 Vanderbilt at Wake Forest

OPPONENTS



2012 OPPONENTS SCHEDULE

OPPONENTS

DATE	LOUISIANA TECH	FLORIDA	SMU	SO. CAROLINA ST.	ARKANSAS	OLE MISS
Aug. 30	TEXAS A&M			at Georgia State		
Sept. 1		Bowling Green			Jacksonville State	Central Arkansas
Sept. 2			at Baylor			
Sept. 8	at Houston	AT TEXAS A&M	Stephen F. Austin	Bethune-Cookman	Louisiana-Monroe	UTEP
Sept. 15	Rice	at Tennessee	TEXAS A&M	at Arizona	Alabama	Texas
Sept. 22	at Illinois	Kentucky		AT TEXAS A&M	Rutgers	at Tulane
Sept. 29	at Virginia		TCU	Norfolk State	AT TEXAS A&M	at Alabama
Oct. 6	UNLV	LSU	at UTEP	at N.C. Central	at Auburn	TEXAS A&M
Oct. 13		at Vanderbilt	at Tulane	at Delaware State	Kentucky	Auburn
Oct. 18			Houston			
Oct. 20	Idaho	South Carolina		at Florida A&M		
Oct. 27	at New Mexico State	at Georgia	Memphis	Howard	Ole Miss	at Arkansas
Nov. 3	UTSA	Missouri	at UCF		Tulsa	at Georgia
Nov. 10	at Texas State	UL-Lafayette	Southern Miss	at N.C. A&T	at South Carolina	Vanderbilt
Nov. 17	Utah State	Jacksonville State	at Rice	Savannah State	at Mississippi State	at LSU
Nov. 23					LSU	
Nov. 24	at San Jose State	Florida State	Tulsa			Mississippi State

DATE	LSU	AUBURN	MISSISSIPPI STATE	ALABAMA	SAM HOUSTON STATE	MISSOURI
Sept. 1	North Texas	Clemson	Jackson State	vs. Michigan		Southeastern Louisiana
Sept. 8	Washington	at Mississippi State	Auburn	Western Kentucky	Incarnate Word	Georgia
Sept. 15	Idaho	Louisiana-Monroe	at Troy	at Arkansas	at Baylor	Arizona State
Sept. 22	at Auburn	LSU	South Alabama	Florida Atlantic	at Central Arkansas	at South Carolina
Sept. 27					at Texas Southern	
Sept. 29	Towson			Ole Miss		at UCF
Oct. 6	at Florida	Arkansas	at Kentucky		vs. Stephen F. Austin	Vanderbilt
Oct. 13	South Carolina	at Ole Miss	Tennessee	at Missouri	at Nicholls State	Alabama
Oct. 20	AT TEXAS A&M	at Vanderbilt	Middle Tennessee	at Tennessee	McNeese State	
Oct. 27		TEXAS A&M	at Alabama	Mississippi State	at Lamar	Kentucky
Nov. 3	Alabama	New Mexico State	TEXAS A&M	at LSU	Southeastern Louisiana	at Florida
Nov. 10	Mississippi State	Georgia	at LSU	TEXAS A&M	at Northwestern State	at Tennessee
Nov. 17	Ole Miss	Alabama A&M	Arkansas	Western Carolina	AT TEXAS A&M	Syracuse
Nov. 23	at Arkansas					
Nov. 24		at Alabama	at Ole Miss	Auburn		AT TEXAS A&M

TEXAS A&M[®]
2012 FOOTBALL

**T
H
E

A
G
G
I
E
S**



NEW COACH. NEW CONFERENCE. SAME 12TH MAN.

RETURNING LETTERMAN



**BRANDON
ALEXANDER**

41

Brenham, Texas
Brenham HS

DL

6-6

► **CAREER GAMES: 4**

245

► **STARTS: 0**

So-1L

2011 (FRESHMAN): Contributed 12 tackles, including 1.5 tackles for loss of yardage as a true freshman ... saw action in four games ... missed several games due to a dislocated elbow suffered in the Texas Tech game ... had a big game against Kansas with 10 tackles, including a half TFL ... also had a TFL against Idaho.

HIGH SCHOOL: Posted 59 tackles, 5 sacks, 1 fumble recovery as a senior at Brenham High School ... earned 17-4A First Team All-District honors ... coached by Glen West at Brenham ... chose the Aggies over Texas, Arkansas, Oklahoma State, Texas Tech and several others ... played only one season at Brenham after transferring from Louisiana Prep in Opelousas, La ... he transferred to Brenham HS after his guardian took a coaching position at Blinn College ... also a standout basketball player.

PERSONAL: Brandon Alexander is the son of Laura and Joseph Alexander ... born July 16, 1992 ... undecided on a major.

RETURNING LETTERMAN



**DONNIE
BAGGS**

36

League City, Texas
Clear Springs HS

LB

6-1

► **CAREER GAMES: 10**

230

► **STARTS: 0**

So-1L

2011 (FRESHMAN): Contributed six tackles, including four solo stops, while seeing action in 10 games ... had a season-high three tackles against Iowa State ... was an early enrollee and participated in spring drills.

HIGH SCHOOL: Coached by Clint Hartman at Clear Springs High School ... 24-5A First Team All-District pick in 2010 after making 57 tackles and a sack ... as a junior, Baggs posted 101 tackles (48 unassisted), 14 tackles for loss, 7 sacks, 4 forced fumbles, 2 fumble recoveries, 27 quarterback hurries ... named to *Dave Campbell's Texas Football Super Team* (Second Team) and rated the No. 6 LB in Texas by the publication ... also named *PrepStar All-Region*; *SuperPrep All-Region*.

PERSONAL: Donnie Baggs is the son of Donna and Nathaniel Baggs of League City, Texas ... born Dec. 1, 1992 ... political science major ... chose the Aggies over Missouri, Kansas State, Baylor and several others.

RETURNING LETTERMAN



**NATE
ASKEW**

9

San Antonio, Texas
Madison HS

WR

6-4

► **CAREER GAMES: 20**

220

► **STARTS: 0**

Jr-2L

2011 (SOPHOMORE): Caught six passes for 85 yards (14.2 average) and a touchdown ... had a season-high two catches against Arkansas and Kansas ... his first career touchdown was a 27-yarder against Kansas ... also returned a handful of kickoffs, gaining 96 yards on five returns with a long of 26 yards.

2010 (FRESHMAN): As a true freshman, appeared in seven games on special teams ... returned one punt for 23 yards against Louisiana Tech ... collected three tackles on special teams, including two at Kansas.

HIGH SCHOOL: Coached by Jim Streety at Madison High School in San Antonio ... an honorable mention all-state selection as a senior (2009), caught 40 passes for 919 yards and seven scores ... also ran two punts back for touchdowns ... was a first-team all-district pick and a first-team all-area honoree by the *San Antonio Express-News* ... caught 51 passes for 856 yards (16.8 average) and eight touchdowns as a junior (2008) ... hauled in 17 passes for 313 yards (18.4 average) and nine scores as a sophomore (2007) ... chose Texas A&M over Arkansas, Florida State, Oklahoma State and Texas Tech.

PERSONAL: Nate Askew is the son of Rovinda Coe of San Antonio, Texas ... born Aug. 20, 1991 ... undecided on a major.

RETURNING REDSHIRT



**TAYLOR
BERTOLET**

24

Reading, Pa.
Exeter Township HS

PLK

5-9

174


Fr-RS

2011: Redshirted.

HIGH SCHOOL: Rated the No. 1 kicker nationally by *Rivals.com* and ranked No. 2 nationally by Jamie Kohl's Kicking Camp ... Under Armour All-American ... made 4-of-6 field goal attempts, with a long of 46 yards as a senior ... 34 of his 43 kickoffs were touchbacks ... made a pair of 60-yard plus field goals at the Texas A&M camp ... connected on six-of-eight field goal attempts as a junior and was named first team all-county as a punter ... AAAA First Team All-State (AP) ... AAAA Pennsylvania Big 33 Team (PNC) ... first Team All-Berks County Team (punter and kicker) ... IC Section 1 All-Star (punter and kicker) ... Berks County Football Coaches Association All-Academic Team (*Reading Eagle*) ... *PrepStar All-Region* ... chose the Aggies over Miami (Fla.) ... Bertolet made the game-winning field goal in the Under Armour All-America game.

PERSONAL: Taylor Bertolet is the son of Taran and Blayne Bertolet of Reading, Pa. ... born Oct. 24, 1992 ... undecided on a major.

RETURNING LETTERMAN



**BEN
BREDTHAUER** **95**

Houston, Texas
Stratford HS

DS

6-4

250

► **CAREER GAMES: 35**

Sr-3L

2011 (JUNIOR): Served as the team's deep snapper on placekicks ... played a key role in Randy Bullock's All-America season at placekicker. Bullock connected on a school record 25-of-33 field goals and 55 extra points ... first-team Academic All-Big 12 selection.

2010 (SOPHOMORE): Served as the team's deep snapper and appeared in all 13 games in that role ... Helped the team record a 16-of-21 mark on field goal attempts and a perfect success rate on extra point attempts (50-of-50) ... solid in punt coverage with three tackles ... selected Academic All-Big 12.

2009 (FRESHMAN): Played in the final nine games of the season as the Aggies' snapper on PATs and field goals ... made first career appearance against Oklahoma State (10/10).

HIGH SCHOOL: Coached by Eliot Allen at Stratford High School ... two-year starter for the Spartans ... off the field, was a member of the National Honor Society.

PERSONAL: Ben Bredthauer is the son of Paul and Jenni Bredthauer ... born June 12, 1990 ... finance major.

RETURNING REDSHIRT



**DEVONTA
BURNS** **26**

Arlington, Texas
Martin HS

DB

6-0

201

Fr-RS

2011: Redshirted.

HIGH SCHOOL: Earned 4-5A First Team All-District honors as a senior at Arlington Martin after making 69 tackles, 2 sacks, 2 PBU, 2 fumbles caused in 2010 ... posted 102 tackles, 3 sacks, 2 INTs and a fumble recovery as a junior ... rated the No. 3 Safety in Texas by *Dave Campbell's Texas Football* ... named *PrepStar* All-Region and *SuperPrep* All-Region ... chose the Aggies over Iowa, TCU, Purdue and several others.

PERSONAL: Devonta Nathaniel Burns is the son of Sametria and Terrence Burns of Arlington, Texas ... born Aug. 17, 1993 ... agricultural leadership and development major.

RETURNING STARTER



**STEVEN
CAMPBELL** **2**

Houston, Texas
Jersey Village HS

DB

6-0

► **CAREER GAMES: 28**

201

► **STARTS: 13**

Sr-3L

2011 (JUNIOR): Was a difference-maker starter at safety when he was healthy ... saw action in six games, with five starts ... contributed 15 tackles, including 10 solo hits ... grabbed an interception against SMU that he returned 51 yards ... had a season-high four tackles against Oklahoma State ... injured his knee against OSU which caused him to miss two games. He also injured his foot which kept out of the final four games of the regular season ... began the season as a starter at kickoff returner and had one return for 21 yards ... earned second-team Academic All-Big 12 honors.

2010 (SOPHOMORE): Saw action in nine games, drawing seven starts ... missed the first three games of the year recovering from a preseason injury ... Finished with 33 tackles, including 14 solo stops ... made the first start of his career against Missouri, recording five tackles ... recorded six stops and notched the first quarterback sack of his career against Texas Tech ... posted a season-best seven tackle performance in the Aggies' upset win over Oklahoma ... sat out the Baylor game with an injury.

2009 (FRESHMAN): True freshman saw significant playing time in all 13 games ... made first career start in place of the injured Jordan Pugh against Oklahoma State (10/10) ... responded with a season-best eight tackles, including three solos ... tallied a solo stop in 10 of 13 games ... three tackles against Utah State (9/19), while picking up first career stop behind the line of scrimmage ... made two tackles, both solo, against New Mexico (9/5).

HIGH SCHOOL: Coached by David Snokhous at Jersey Village High School ... recorded 58 tackles and picked off two passes as a junior ... tallied 76 stops and intercepted a pair of passes as a senior ... member of *Dave Campbell's Texas Football* Super Team (2nd Team DB) ... named to the Houston Touchdown Club's Preseason All-Greater Houston Team ... earned All-District (15-5A) honors as both a junior and senior ... track standout led his 4x200 meter relay team to the Regional Track Meet as a junior.

PERSONAL: Steven Campbell is the son of Steven Campbell Sr. of Houston and Evelyn Taylor of Houston ... chose the Aggies over Cal, Nebraska, Kansas and Arizona ... born May 29, 1991 ... agricultural leadership and development major.

CAREER STATISTICAL TOTALS

DEFENSE	TAC	UT	AT	INT	QBS/YD	TFL/YD	PBU
2009	25	15	10	0	0 / 0	0.5 / 1	1
2010	33	14	19	0	1.0 / 11	2.0 / 15	1
2011	15	10	5	1 / 51	0 / 0	0 / 0	0
Career	73	39	34	1 / 51	1.0 / 11	2.5 / 16	2

CAREER BESTS

TACKLES	8 vs. Oklahoma State	Oct. 10, 2009
LONG INT RETURN	51 vs. SMU	Sept. 4, 2011

RETURNING REDSHIRT



**JOSEPH
CHEEK**

79

Seguin, Texas
Seguin HS

OL

6-7

286

Fr-RS




2011: Redshirted ... enrolled early and participated in spring drills.

HIGH SCHOOL: Graded 85 percent with 24 pancakes and no sacks allowed as a senior at Seguin High School ... received Class 5A All-State recognition as a junior and senior ... was a U.S. Army All-American ... *Dave Campbell's Texas Football Super Team (Second Team)* ... was named to the *San Antonio Express-News All-Area* as a junior and senior ... All-Region by *PrepStar* and *SuperPrep* ... earned second-team All-Centex honors from the *Austin American-Statesman* ... Committed to the Aggies early over Stanford and Wake Forest.

PERSONAL: Joseph Hamilton Cheek is the son of Louis and Suzann Cheek of Seguin, Texas ... born Dec. 2, 1992 ... undecided on a major ... his father, Louis Cheek, was a standout offensive tackle for the Aggies under Jackie Sherrill from 1984-87 and played on three Southwest Conference Championship teams. He was an eighth round selection of the Miami Dolphins in 1988 and played four seasons in the NFL.

RETURNING LETTERMAN



**BEN
COMPTON**

68

Friendswood, Texas
Friendswood HS

OL

6-4

► **CAREER GAMES: 9**

307

► **STARTS: 0**

So-1L

Returned to OL after moving to DL to add depth in 2011.

2011 (FRESHMAN): Converted from the offensive line to the defensive side during fall camp and was solid contributor at noseguard ... contributed six tackles, including five solo stops, while seeing action in nine games ... had a season-high two stops against Idaho, Texas Tech and Iowa State ... had a tackle for loss against Idaho.

HIGH SCHOOL: Earned first-team All-State honors by *The Associated Press* after grading 97 percent with 23 pancakes and one sack allowed in 293 pass attempts ... earned second team All-Greater Houston (Houston Chronicle) and 24-4A First Team All-District honors ... *PrepStar* All-Region ... an excellent student, Compton chose the Aggies over Rice.

PERSONAL: Benjamin Anthony Compton is the son of Mike and Mary Compton of Friendswood, Texas ... born Nov. 20, 1992 ... undecided on a major.

EARLY ENROLLEE



**MATT
DAVIS**

6

Houston, Texas
Klein Forest HS

QB

6-2

► **Davis enrolled in January and went through spring drills.**

206

Fr-HS

HIGH SCHOOL: Coached by Ken Hammock at Klein Forest HS in Houston, Texas ... earned District 13-5A Co-Offensive Player of the Year honors as a sophomore after completing 100 out of 171 passes for 1,393 yards and 14 touchdowns, as well as running the ball 190 times for 1,427 yards and 22 touchdowns ... after missing his junior year due to a knee injury, he returned for his senior year and amassed 1,483 yards and 13 touchdowns through the air and rushed for another 931 yards and 12 TDs, and a spot in Division 13-5A's second-team all-district squad ... 4-star recruit by *ESPN.com*, *Rivals.com*, *247sports.com* and *Scout.com* ... rated No. 107 overall and the No. 6 quarterback in the ESPNU 150 ... rated No. 119 overall and No. 3 among quarterbacks by *Rivals.com* ... ranked No. 5 dual-threat quarterback nationally by *247sports.com* ... ranked No. 6 quarterback nationally by *Scout.com* ... rated by *SuperPrep* as the No. 1 quarterback and No. 16 player overall from Texas ... also part of the *SuperPrep* All-American 290 as the No. 6 quarterback ... ranked No. 21 on the *Austin American-Statesman's* Fab 55 ... chose A&M over offers from Auburn, Arkansas, Alabama, LSU, Nebraska, and Oklahoma State.

PERSONAL: Matt Davis is the son of Howard and Ginny Davis ... born November 20, 1993 ... agricultural leadership and development major.

RETURNING LETTERMAN



**KIRBY
ENNIS**

42

Huntsville, Texas
Huntsville HS

DL

6-4

► **CAREER GAMES: 25**

300

► **STARTS: 0**

Jr-2L

2011 (SOPHOMORE): Top backup at noseguard for the Aggies ... contributed 11 tackles with two TFL, while seeing action in every game ... had a 1.5 QB sacks in the season-opener against SMU ... had a season-high three tackles against SMU and Kansas.

2010: Redshirted the 2010 season after suffering an injury in the 2009 Independence Bowl.

2009 (FRESHMAN): Appeared in 12 games as a true freshman, seeing significant time as a backup defensive lineman ... made 13 tackles, two solo ... notched two stops in Independence Bowl against Georgia (12/28) ... season-high was three stops against Iowa State (10/31) ... picked up first tackle for loss of career at Kansas State (10/17).

HIGH SCHOOL: Coached by Mitchell Coey at Huntsville High School ... member of *Dave Campbell's Texas Football Super Team (3rd Team LB)* ... earned honorable-mention All-State honors from *The Associated Press* ... voted District 18-4A Defensive MVP as a senior after registering 56 tackles and six sacks ... named to the VYPE All-Greater Houston Team ... earned first-team All-District (18-4A) honors as a junior ... over the course of his stellar prep career, Ennis registered 227 tackles, 20 tackles for loss, 10 sacks, intercepted a pass and recovered a fumble ... chose the Aggies over Arkansas, Nebraska, Oklahoma State and Colorado.

PERSONAL: Kirby Ennis is the son of Dearlus Ennis of Huntsville, Texas and the grandson of Mary O'Bryant ... born September 9, 1990 ... sport management major.

CAREER STATISTICAL TOTALS

Defense	TAC	UT	AT	INT	QBS/YD	TFL/YD	PBU
2009	13	2	11	0	0/0	0.5/ 1	0
2010				(Redshirted)			
2011	11	6	5	0	1.5/ 8	2.0/ 9	0
Career	23	7	16	0	1.5/ 8	2.5/ 10	0

RETURNING LETTERMAN



**RYAN
EPPERSON**

Huntsville, Texas
Huntsville HS

48

P

6-2

195

► **CAREER GAMES: 26**

Sr-3L

2011 (JUNIOR): Won a crowded battle at punter in fall camp and turned in a solid season ... averaged 41.2 yards on 52 boots, and had 19 punts downed inside the opponent 20-yard line ... had 10 punts over 50 yards, including a season-long 68-yarder against Texas Tech ... best game was a 46.6 average effort (on five punts) against Iowa State ... also averaged 45.6 on five punts vs. Texas Tech ... had a season-high four coffin corner punts against Arkansas and Texas ... selected Academic All-Big 12.

2010 (SOPHOMORE): Earned honorable mention All-Big 12 accolades for the second consecutive season ... played in nine games and battled a minor injury near the end of the season ... punted 41 times for an average of 37.6 yards... tied a career high with nine punts and boomed a career-best 52-yard punt against Arkansas ... enjoyed a 47 yard per punt average against Texas Tech ... selected Academic All-Big 12.

2009 (FRESHMAN): An honorable mention All-Big 12 selection ... took over the punting duties in the seventh game of the year as a true freshman ... season average was just over 35 yards ... put six balls inside the 20-yard line ... season long was 45 yards at Texas Tech (10/24), also his collegiate debut ... averaged 38.2 yards on four boots against the Red Raiders ... none of his 25 punts were returned.

HIGH SCHOOL: Coached by Kevin Atkinson at Keller High School ... standout punter was a leader on the squad's stellar special teams unit ... earned All-District honors as a senior ... averaged over 43 yards per punt.

PERSONAL: Ryan Epperson is the son of Jeff and Laura Epperson of Southlake, Texas ... born November 7, 1990 ... brother, Derek, is an all-conference punter at Baylor ... chose Texas A&M over Baylor and Air Force ... petroleum engineering major.

CAREER STATISTICAL TOTALS

Punting	NO	YDS	AVG	LONG	BLK	FC	I20
2009	25	879	35.2	45	1	9	6
2010	41	1,541	37.6	52	1	15	5
2011	52	2,145	41.2	68	0	20	19
Career	118	4,565	38.7	68	2	44	30

CAREER BESTS

LONG PUNT 68 vs. Texas Tech..... Oct. 8, 2011

RETURNING REDSHIRT



**MIKE
EVANS**

Galveston, Texas
Ball HS



13

WR

6-5

218

Fr-RS

2011: Redshirted.

HIGH SCHOOL: Earned second-team District 24-4A honors after making 25 receptions for 648 yards and 7 TDs as a senior at Galveston Ball ... also contributed two interceptions on defense ... *PrepStar* All-Region ... chose the Aggies over Tulane ... also a standout basketball player for the Tors, Evans is averaging 18.3 points, 8.4 rebounds and 5.2 assists per game as a senior ... posted a 4.54 time in the 40-yard dash at football camp.

PERSONAL: Michael Lynn Evans is the son of Heather Kilgore of Galveston and Mike Evans ... born Aug. 21, 1993 in Galveston, Texas ... sports management major.

RETURNING LETTERMAN



**DESHAZOR
EVERETT**

DeRidder, La.
DeRidder HS

29

DB

6-0

► **CAREER GAMES: 12**

181

► **STARTS: 0**

So-1L

2011 (FRESHMAN): Valuable reserve and special teams ace as a true freshman for the Aggies ... contributed 10 tackles while seeing action in every regular season game ... had a season-high three tackles (all solo hits) against Texas.

HIGH SCHOOL: Coached by Eric Parmley at DeRidder High School ... two-time All-Louisiana selection ... as a senior, Everett posted 130 tackles, 10 TFL, 5 QB pressures, 3 sacks and an interception on defense, and 618 rushing yards and 7 TDs on 72 carries (8.6 yards per carry) on offense ... as a junior, he posted 76 tackles, 6 tackles for loss, 2 interceptions and 5 blocked kicks ... *PrepStar* All-Region ...rated No. 27 in Louisiana by *SuperPrep* ... chose the Aggies over Arkansas, Ole Miss and Missouri.

PERSONAL: Deshazor Everett was born Feb. 22, 1992 ... his guardians are Monica and Joseph Bolden of DeRidder, La. ... agricultural leadership and development major.



**THE
AGGIES**

RETURNING REDSHIRT



**JOHNTEL
FRANKLIN**

30

*Milwaukee, Wis.
Madison HS/
Victor Valley (Calif.) CC*

DB
6-2
200
Jr-RS

2011: Redshirted.

2010 (SOPHOMORE): Made 31 tackles (21 solo), and contributed five interceptions and four passes broken up at Victor Valley (Calif.) CC.

2009 (FRESHMAN): Made seven tackles, including six solo stops, in 11 games of action for Illinois State ... also made one start.

HIGH SCHOOL: First-team all-conference selection at both wide receiver and defensive back as a senior ... named his team's offensive and special teams player of the year ... rushed for over 700 yards receiving, 600 yards rushing and 300 passing on offense ... picked off seven passes and recorded 70 tackles in the secondary ... helped team qualify for the state playoffs ... named a *Milwaukee Journal Sentinel* all-area honorable mention team selection at wide receiver ... as a junior, earned first-team all-conference honors at wide receiver and defensive back ... also a three-time allconference selection in basketball ... coached by Kelby Mosley.

PERSONAL: JohnTEL Franklin is the son of (deceased) Carlitha Franklin ... born Sept. 24, 1991 ... agricultural leadership and development major ... chose the Aggies over Ole Miss, Oklahoma State and Arizona State.

RETURNING LETTERMAN



**DESMOND
GARDINER**

6

*Port Arthur, Texas
Memorial HS*

► **CAREER GAMES: 23**
► **STARTS: 0**

DB
5-10
193
Jr-2L

2011 (SOPHOMORE): Special teams ace contributed 10 tackles while seeing action in all 13 games ... served as game captain for the special teams against Texas Tech and Kansas ... posted a season-high two stops in three games.

2010 (FRESHMAN): Saw action in 10 games on special teams ... collected three tackles including two against Texas Tech and Kansas.

2009: Redshirted.

HIGH SCHOOL: Coached by Ronnie Thompson at Memorial High School in Port Arthur ... earned first-team All-District (21-5A) honors as both a junior (2007) and senior (2008) ... as a junior tallied 60 tackles, intercepted four passes and broke up 16 more opponent aerials ... as a senior recorded 60 tackles and broke up 14 passes ... voted team MVP as a senior ... track standout led his 4x200 meter relay team to the regional track meet as a junior.

PERSONAL: Desmond Gardiner is the son John Gardiner and Charlene Davison ... born September 19, 1991 ... chose Texas A&M over Missouri, Nebraska, Arizona State and TCU ... agricultural leadership and development major.

RETURNING LETTERMAN



**GARRETT
GRAMLING**

78

*Denton, Texas
Ryan HS*



OL
6-6
309
So-SQ

2011 (FRESHMAN): Saw the first action of his career against Kansas.

2010: Redshirted.

HIGH SCHOOL: Coached by Joey Florence at Ryan High School in Denton ... was a first-team all-district and all-state selection as a senior (2009) ... allowed just one sack in his final two seasons on the Raiders' o-line ... graded over 90 percent by coaches in both his junior and senior campaigns ... chose Texas A&M over offers from Arkansas, Nebraska and Texas Tech.

PERSONAL: Garrett Keith Gramling is the son of Tammy and Keith Gramling of Denton, Texas ... born March 2, 1992 in Denton, Texas ... recreation, parks and tourism sciences major with concentration on youth development.

RETURNING REDSHIRT



**NATHAN
GUTEKUNST**

60

*Humble, Texas
Atascocita HS*



OL
6-6
308
Fr-RS

2011: Redshirted.

HIGH SCHOOL: Two-time 19-5A first-team All-District selection at Atascocita High School ... named to *Dave Campbell's Texas Football Super Team* (Second Team) and the DCTF Top 300 ... *PrepStar* All-Region ... *SuperPrep* All-Region... chose the Aggies over Stanford, Rice, Kentucky and Baylor.

PERSONAL: Nathan Gutekunst is the son of Nyla and Rick Gutekunst of Humble, Texas ... born Nov. 21, 1992 ... sport management major.



ALL-SEC / ALL-AMERICA CANDIDATE



DUSTIN HARRIS

22

Livingston, Texas
Livingston HS

DB

6-0

► **CAREER GAMES: 38**

175

► **STARTS: 17**

Sr-3L

Led nation with 18.6 punt return average on 18 returns

2011 (JUNIOR): Big play defensive back and special teamer for the Aggies ... led the nation in punt returns with a 18.6 average, and had a 72-yard return for a touchdown against Kansas ... set a school record with 162 punt return yards against KU ... earned first-team All-Big 12 honors at punt returner by Phil Steele and honorable mention honors from the conference head coaches ... earned Big 12 Special Teams Player of the Week honors after blocking a punt against Texas Tech that Terrence Frederick returned for a touchdown ... also led the team in kickoff returns with a 23.4 average on 16 returns with a long of 40 yards vs. Texas ... as a cornerback, Harris contributed 33 tackles, including a pair of QB sacks ... broke up eight opponent aerials ... grabbed an interception from future Heisman Trophy winner Robert Griffin III against Baylor.

2010 (SOPHOMORE): An honorable mention All-Big 12 selection ... played in all 12 games, drawing three starts ... recorded 43 tackles, 30 of them unassisted ... led team with four interceptions and nine pass break-ups ... returned eight punts on the year for an average of 11.5 yards per return and one touchdown ... reached the end zone in each of the first two games of the season, scoring on a 38-yard interception return in the season-opening win over Stephen F. Austin and taking a punt back 54 yards for a touchdown against Louisiana Tech ... picked off a pass and contributed three tackles at Oklahoma State ... returned an interception 83 yards to set up a touchdown at Kansas ... Notched a season-best seven tackles, including six solo stops in a road victory over Baylor ... intercepted a pass during the Aggies' regular season finale at Texas.

2009 (FRESHMAN): A member of *ESPN.com's* Big 12 All-Freshman team ... appeared in 12 games, starting the first 10 ... was the only true freshman to earn the starting nod on the defensive side of the ball (cornerback) in the first 10 games ... recorded five tackles, broke up a pass and grabbed first career interception in Independence Bowl against Georgia (12/28) ... sat out the Baylor win (11/21) with an ankle injury ... 35 tackles ranks 10th on the Aggie defense ... five tackles, including first career sack, at Colorado (11/7) ... six tackles, four solo, at Kansas State (10/17) ... third on the team with eight tackles, including one for loss, against Oklahoma State (10/10) ... tallied seven tackles (one for loss) against Utah State (9/19) ... also A&M's punt returner for a good part of the year, his 33-yard return vs UAB was the longest by an A&M player since 2005.

HIGH SCHOOL: Coached by Randy Rowe at Livingston High School ... earned 20-4A District MVP honors as a senior (2008) ... named second-team All-State by *The Associated Press* and the TSWA ... as a junior dual-threat quarterback (2007), ran for 729 yards on just 88 carries (8.3 avg.) and scored 13 touchdowns ... also threw for 433 yards and five touchdowns ... intercepted eight passes, four of which he returned for touchdowns ... earned All-District honors as a utility back as a junior ... led Livingston to berth in the 4A Regional Semi-Finals in 2007 ... clocked a blistering 10.8 in the 100 meters at the Region 3 track meet in April of 2008 ... won District 18-4A with a high jump of 6'6".

PERSONAL: Dustin Harris is the son of Ronald and Linda Harris ... chose the Aggies over Utah ... born January 1, 1991 ... recreation, parks and tourism sciences major.

CAREER STATISTICAL TOTALS

DEFENSE	TAC	UT	AT	INT	QBS/YD	TFL/YD	PBU
2009	40	24	16	1 / 36	1.0 / 5	2.0 / 7	2
2010	43	30	13	4 / 117	0.0 / 0	1.5 / 2	9
2011	33	26	7	1 / 0	2.0 / 13	2.0 / 13	8
Career	116	80	36	6 / 153	3.0 / 18	5.5 / 22	19

PUNT RET.	No.	YDS	AVG	TD	LP
2009	16	126	7.9	0	33
2010	8	92	11.5	1	54
2011	18	335	18.6	1	72
Career	42	553	13.2	2	72

CAREER BESTS

TACKLES 8 vs. Oklahoma State Oct. 10, 2009
INTERCEPTIONS 1 three times, last at Texas Nov. 25, 2010
LONG INT RETURN 83 at Kansas Oct. 23, 2010
LONG PUNT RETURN ... 72 (td) vs. Kansas Nov. 19, 2011
LONG KO RETURN 40 vs. Texas Nov. 24, 2011

RETURNING LETTERMAN



JARVIS HARRISON

51

Navasota, Texas
Navasota HS

OL

► **CAREER GAMES: 11**

6-4

► **STARTS: 5**

320

► **CONSECUTIVE STARTS: 1**

So-1L

2011 (FRESHMAN): Top backup on the offensive line ... saw action in 11 games and made starts against Texas Tech, Baylor, Iowa State and Missouri at right guard in place of the injured Cedric Ogbuehi in the regular season ... got the start in the Meineke Car Care Bowl of Texas at left guard in place of the injured Brian Thomas.

2010: Redshirted.

HIGH SCHOOL: Coached by former A&M baseball standout Lee Fedora at Navasota High School ... played just two seasons of football for the Rattlers while also playing basketball and track and field ... was a late addition to the Aggies' 2010 class after signing about two weeks after national signing day.

PERSONAL: Jarvis Harrison is the son of Ramona Harrison of Navasota, Texas ... born Dec. 25, 1991 ... agricultural leadership and development major.

THE AGGIES



RETURNING REDSHIRT



SHAYVION HATTEN

98

Daingerfield, Texas
Daingerfield HS



DL

6-4

295

Fr-RS

2011: Redshirted.

HIGH SCHOOL: Played offensive and defensive line at Daingerfield High School, earned second-team Class 2A All-State honors on offense as a junior and All-East Texas honors on defense as a senior ... produced 32 pancakes, 18 knockdowns and graded 84 percent on offensive line in 2009 ... as a senior, Hatten posted 59 tackles, 2 sacks and a fumble recovery ... selected to *Dave Campbell's Texas Football Super Team* (Third Team) and was rated the No. 8 OL in Texas by DCTF ... DCTF Top 300 ... *PrepStar* All-Region ... *SuperPrep* All-Region ... chose the Aggies over Florida State, TCU, Texas Tech and Missouri ... helped Daingerfield to a 44-3 record and three straight Class 2A state championships.

PERSONAL: Shayvion Hatten is the son of Tiffany Hatten and Andrew Porter ... born Feb. 1, 1993 ... agricultural leadership and development.

RETURNING STARTER



NEHEMIAH HICKS

81

Hutto, Texas
Hutto HS

TE

6-4

► **CAREER GAMES:** 25

238

► **STARTS:** 16

Jr-2L

2011 (SOPHOMORE): Contributed 12 catches for 106 yards with a long catch of 25 yards ... saw action in 12 games with seven starts as he shared the starter duties with Michael Lamothe and Hutson Prioleau ... had a season-high three catches against Texas Tech and Kansas State.

2010 (FRESHMAN): As a true freshman emerged as significant contributor, playing in all 13 games and starting nine contests ... caught 11 passes for 141 yards ... in his collegiate debut, had three receptions for 38 yards in a win over Stephen F. Austin ... tied his season-high and set a personal best in yardage at Oklahoma State with three catches for 47 yards.

HIGH SCHOOL: Coached by Lee Penland at Hutto High School ... a two-way standout at Hutto, named first-team all-district on both offense and defense as a senior (2009) ... a first-team all-CenTex defensive end pick by the *Austin American-Statesman* ... totaled 46 tackles as a senior, 18 for loss, while picking up three sacks ... also blocked two kicks and recovered a fumble ... chose Texas A&M over offers from Oklahoma, Oklahoma State and Texas Tech.

PERSONAL: Nehemiah Hicks is the son of Rochelle Collins and Rick Luttrall ... born July 10, 1992 ... recreation, parks and tourism sciences major.

CAREER STATISTICAL TOTALS

RECEIVING	Rec.	YDS	AVG	TD	LP
2010	11	141	12.8	0	28
2011	12	106	8.8	0	25
Career	23	247	10.7	0	28

CAREER BESTS

RECEPTIONS 3 four times, last at Kansas State Nov. 12, 2011
RECEIVING YARDS 47 twice, last vs. Missouri Oct. 29, 2011
LONG RECEPTION 28 vs. twice, last Louisiana Tech Sept. 11, 2010

RETURNING LETTERMAN



CLAY HONEYCUTT

25

Dickinson, Texas
Dickinson HS

DB

6-2

► **CAREER GAMES:** 7

197

► **STARTS:** 0

So-1L

2011 (FRESHMAN): Saw action in seven games ... made two tackles ... solid contributor on kick coverage units.

2010: Redshirted.

HIGH SCHOOL: Coached by Warren Trahan at Dickinson High School ... was a first-team all-district quarterback for the Gators as a senior (2009), throwing for over 1,500 yards and nine touchdowns ... also ran for 934 yards and 13 TDs ... chose Texas A&M over Houston.

PERSONAL: Clay Honeycutt is the son of Lynn and Lori Honeycutt of Dickinson, Texas ... born March 12, 1992 ... enrolled at A&M in January of 2010 and went through spring drills with the Aggies ... father, Lynn, was a two-year letterwinner for the Aggies at defensive back (1978-79), who joined coach Emory Bellard's team in '78 as a JUCO transfer from Henderson County JC ... high school coach, Warren Trahan, was a two-year starter at defensive tackle for Bellard and A&M (1973-74) ... health education major.

RETURNING LETTERMAN



TONY HURD JR.

4

Missouri City, Texas
Fort Bend Marshall HS

DB

5-9

► **CAREER GAMES:** 25

180

► **STARTS:** 2

Jr-2L

2011 (SOPHOMORE): Top backup in the Aggies' defensive secondary saw action in every game ... started a pair of games at safety ... contributed 20 tackles, including 14 solo hits ... also broke up a pass ... Hurd Jr. posted a season-high six stops (all solo) against Kansas State ... selected second-team Academic All-Big 12.

2010 (FRESHMAN): Saw action in 12 games as a freshman ... collected nine tackles on the year, four coming on special teams ... collected a pair of tackles against Louisiana Tech and again against Texas Tech.

HIGH SCHOOL: Coached by Darryl Phipps at Fort Bend Marshall High School ... earned Under Armour High School All-America and first-team all-district honors as a senior (2009), picking off five passes ... made 87 tackles as a junior (2008), breaking up 16 passes and picking off five ... 12 PBUs, two INTs and 42 tackles as a sophomore (2007) ... chose Texas A&M over offers from Auburn, Notre Dame, Oregon, Tennessee and Oklahoma.

PERSONAL: Toney Hurd Jr. is the son of Debra Richardson of Missouri City, Texas ... born January 20, 1992 ... economics major.

CAREER STATISTICAL TOTALS

DEFENSE	TAC	UT	AT	INT	QBS/YD	TFL/YD	PBU
2010	9	5	4	0/0	0.0/0	0.0/0	0
2011	20	14	6	0/0	0.0/0	0.0/0	1
Career	29	19	10	0/0	0.0/0	0.0/0	1

CAREER BESTS

TACKLES 6 at Kansas State..... Nov. 12, 2011

RETURNING LETTERMAN



BRANDAL JACKSON

4

Navasota, Texas
Navasota HS

WR

6-1

► **CAREER GAMES: 35**

191

► **STARTS: 8**

Sr-3L

2011 (JUNIOR): Contributed eight catches for 108 yards (13.5 average) with a long catch of 22 yards ... started against Kansas and saw action in all 13 games ... had a season-high three catches against Oklahoma State.

2010 (SOPHOMORE): Saw action in 11 games, starting one contest ... caught his first pass of the season for 28 yards against Missouri ... enjoyed a season-high three-catch, 45-yard performance at Kansas ... caught one pass and returned a his lone kickoff 18 yards against Texas Tech.

2009 (FRESHMAN): Played in 11 games as a true freshman, starting six ... A&M's sixth-leading receiver on the year (272 yards) ... did not see action in the final two games of the regular season, but caught one pass for 41 yards in Independence Bowl against Georgia (12/28) ... totaled a team season-high and career-best 118 yards receiving against Arkansas (10/3) ... hauled in first career touchdown, a 60-yard strike in the first quarter of the game ... earned first career start in 56-19 win over UAB (9/26), catching three passes for 26 yards ... pulled in three balls for 17 yards in debut game against New Mexico (9/5).

HIGH SCHOOL: Coached by former Aggie baseball letterman Lee Fedora at Navasota High School ... earned first-team All-State honors at wide receiver as a senior (2008) ... earned honorable-mention All-State honors as a junior (2007) ... earned first-team All-District honors as both a junior and senior ... as a sophomore (2006) caught 14 passes for 362 yards (25.9 avg.) and four touchdowns ... as a junior caught 39 passes for 755 yards (19.4 avg.) and eight touchdowns ... as a senior caught 39 passes for 1,064 yards (27.3 avg.) and 15 touchdowns ... led Navasota to a 10-1 record and a state top 10 ranking in 3A ... Maroon and White Report Texas Top 35.

PERSONAL: Brandal Jackson is the son of Brandal Jackson Sr. of Navasota, Texas and Nichole Wilson of Conroe, Texas ... chose the Aggies over Oklahoma, Oklahoma State and Nebraska ... also a track and basketball standout ... born March 28, 1991 ... agricultural leadership and development major.

CAREER STATISTICAL TOTALS

RECEIVING	Rec.	YDS	AVG	TD	LP
2009	16	272	17.0	1	60
2010	8	112	14.0	0	32
2011	8	108	13.5	0	60
Career	32	492	15.4	1	60

CAREER BESTS

RECEPTIONS..... 4 vs. Arkansas..... Oct. 3, 2009
RECEIVING YARDS.....118 vs. Arkansas..... Oct. 3, 2009
LONG PLAY 60 (td) vs. Arkansas Oct. 3, 2009

EARLY ENROLLEE



TRAMAIN JACOBS

7

Covington, La.
Covington HS /
Mississippi Gulf Coast CC

DB

6-1

190

Jr-TR

► **Jacobs enrolled in January and went through spring drills.**

JUNIOR COLLEGE: Coached by Steve Campbell at Mississippi Gulf Coast CC ... recorded 34 tackles, including two tackles for loss, while making two interceptions and breaking up 13 passes in 2011 ... also had a pair of fumble recoveries, including one he returned for a touchdown ... a dangerous return man, Jacobs amassed 616 yards and a touchdown on 28 punt and kickoff returns ... had a season-high 10 tackles against Pearl River CC, and nine stops against East Mississippi CC ... ranked as the No. 44 JUCO player and the No. 6 defensive back nationally by *SuperPrep* ... 4-star prospect by *247sports.com* ... 3-star prospect by *Rivals.com* and *Scout.com* ... chose to attend A&M over offers from Arkansas and Tennessee.

HIGH SCHOOL: Coached by Malter Scobel at Covington HS.

PERSONAL: Tramain Jacobs is the son of Otis and LaJoyce Jacobs ... born May 20, 1992 ... agricultural leadership and development major.

RETURNING STARTER



STEVEN JENKINS

45

Pensacola, Fla.
Pine Forest HS / Coffeyville (Kan.) CC

LB

6-2

220

Sr-1L

► **CAREER GAMES: 13**

► **STARTS: 6**

► **CONSECUTIVE STARTS: 3**

2011 (JUNIOR): Took over the starting job at inside linebacker at mid-season ... contributed 61 tackles, including 3.0 tackles for loss of yardage ... received honorable mention Defensive Newcomer of the Year honors from the Big 12 head coaches ... played in all 13 games and started six games ... started six of the last seven games of 2011 ... had a sack and three passes broken up ... had a season-high 10 tackles against Missouri ... had a TFL in the last three games of the regular season ... enrolled at A&M early and went through spring drills with the Aggies.

2010: Posted 91 tackles, 17 TFL, 6 sacks, 5 PBU, 4 forced fumbles, 1 blocked FG, 1 TD at Coffeyville (Kan.) Community College ... No. 20 JUCO recruit by *SuperPrep*.

PERSONAL: Steven C. Jenkins is the son of Priscilla Jenkins of Pensacola, Fla ... born Aug. 19, 1991 ... agricultural leadership and development major.

CAREER STATISTICAL TOTALS


DEFENSE	TAC	UT	AT	INT	QBS/YD	TFL/YD	PBU
2011	61	30	31	0/0	1.0/4	3.0/14	3

CAREER BESTS

TACKLES 10 Missouri Oct. 29, 2011

THE AGGIES

ROTARY LOMBARDI AWARD CANDIDATE
 OUTLAND TROPHY CANDIDATE
 ALL-SEC / ALL-AMERICA CANDIDATE



**LUKE
 JOECKEL**

Arlington, Texas
 Arlington HS

- ▶ CAREER GAMES: 26
- ▶ STARTS: 26
- ▶ CONSECUTIVE STARTS: 26

76

OL

6-6

310

Jr-2L

2011 First-Team All-Big 12 honors by the Associated Press

2011 (SOPHOMORE): Earned first-team All-Big 12 honors from the *Associated Press* ... cornerstone of the Aggies' offensive front that allowed just nine sacks in 13 games and set school records for total, passing and scoring offense ... offense front paved the way for an offense that averaged 490.2 yards of total offense, 291.1 passing yards and 39.1 points per game ... helped the Aggies rush for 199.2 yard per game, which ranked No. 24 nationally ... Aggies were one of the few team nationally to rank in the top 25 in all four major offense statistical categories.

2010 (FRESHMAN): Named honorable mention All-Big 12 and to *ESPN's* All-Big 12 Freshman team ... started all 13 games at left tackle ... Cleared the way for a rushing attack that averaged over 165.8 yards per

THE
 AGGIES




game and featured a 100-yard rusher in nine games ... enrolled in January of 2010 and went through spring drills with A&M

HIGH SCHOOL: One of the country's top offensive line prospects ... played for coach Scott Peach at Arlington High School ... consensus All-American as a senior (2009) ... anchored an offensive line that averaged just under 475 yards per game ... was a second-team all-state selection by *The Associated Press* ... named to the Super Team first team by the *Fort Worth Star Telegram* and the All-Dallas Area first team by *The Dallas Morning News* ... also a first-team all-district honoree and a *SuperPrep* Southwest Team member ... chose Texas A&M over offers from Alabama, LSU, Oklahoma, Nebraska, Arkansas, UCLA and Texas Tech.

PERSONAL: Luke Joeckel is the son of Reecanne and Dave Joeckel of Arlington, Texas ... born November 6, 1991 ... twin brother, Matt, is a sophomore quarterback on the Aggie football team ... father, David, was a four-year football letterman at Texas Tech from 1979-82 ... business major.

RETURNING SQUAD



**MATT
 JOECKEL**

Arlington, Texas
 Arlington HS

16

QB

6-4

234

So-SQ



2011 (FRESHMAN): Did not see any action.

2010: Redshirted ... enrolled in January of 2010 and went through spring drills with A&M

HIGH SCHOOL: Coached by Scott Peach at Arlington High School ... named the district's Offensive Player of the Year as a senior (2009) after throwing for 3,145 yards and 40 touchdowns against just six interceptions ... also ran for 733 yards and 12 scores ... was an honorable mention all-state pick and the district's co-MVP as a junior (2008), racking up 3,017 passing yards and 29 touchdowns, while running for 328 yards and nine scores ... threw for nearly 6,900 yards and 72 TDs over high-school career ... chose Texas A&M over offers from Arkansas and Texas Tech.

PERSONAL: Matt Joeckel is the son of Reecanne and Dave Joeckel of Arlington, Texas ... born November 6, 1991 ... twin brother, Luke, is an All-American candidate at offensive tackle ... father, David, was a four-year football letterman at Texas Tech from 1979-82 ... business major.



RETURNING LETTERMAN



C.J. JONES

20

Houston, Texas Klein Forest HS

DB

► **CAREER GAMES: 19**

6-1

► **12TH MAN STARTS: 12**

190

► **CONSECUTIVE 12TH MAN STARTS: 12**

Sr-2L

2011 (JUNIOR): Was the Aggies' 12th Man in 12 of 13 games, including the last 12 games ... team leader in special teams tackles with 10 stops ... made a season-high three tackles against Idaho.

2010 (SOPHOMORE): Special teams ace started seeing action at mid-season and responded with six tackles, including five solos, in six games of action.

2009-10: Was a sprinter for Pat Henry's Aggie track and field team.

HIGH SCHOOL: Was a standout in football and track and field at Klein Forest High School ... had an interception and returned it 98 yards for a touchdown as Klein Forest defeated Lufkin 23-16 in a Class 5A Division II Region II bi-district game in 2007 ... state qualifier in track and field as a junior and senior.

PERSONAL: C.J. Jones is the son of Lori Jones of Houston, Texas ... born Feb. 25, 1990 ... sports management major.

RETURNING SQUAD



DREW KASER

38

Strongsville, Ohio
Walsh Jesuit HS

P

6-3

220

So-SQ



2011 (FRESHMAN): Saw action in one game ... had two punts against Idaho for a 45.5 average ... boomed a season-high 68 yarder against the Vandals.

HIGH SCHOOL: Earned Cleveland Plain-Dealer All-Star honors as a senior after averaging 46 yards a punt on 26 tries, with a long of 56 yards ... rated the No. 4 punter and No. 38 placekicker in the nation by Kohl's Specialty Camps

PERSONAL: Andrew James Kaser is the son of Jim and Kelly Kaser of Strongsville, Ohio ... born Feb. 11, 1993 ... undecided on a major.

RETURNING LETTERMAN



MALCOME KENNEDY

84

Cayuga, Texas
Cayuga HS

WR

6-0

► **CAREER GAMES: 13**

200

► **STARTS: 0**

So-1L

2011 (FRESHMAN): Had a strong first season with 11 catches for 140 yards (12.7 per catch average) with a long of 26 yards ... posted season bests of four catches for 60 yards against Oklahoma ... also had three catches against Missouri and Kansas ... saw action in every game.

2010: Redshirted.

HIGH SCHOOL: Coached by Tommy Allison at Cayuga High School ... an honorable-mention all-state selection and district offensive MVP as a senior (2009) ... led the Wildcats to the Class 1A state championship after rushing for 2,356 yards and 24 touchdowns ... also passed for 1,516 yards and 22 scores ... picked off six passes on defense ... a second-team all-state honoree as a junior (2008), catching 47 passes for 763 yards and 10 TDs, rushing for 300 and two scores and picking off seven balls defensively ... chose Texas A&M over offers from TCU, Missouri and Stanford.

PERSONAL: Malcome Kennedy is the son of Vicki and Lamorris Marshall of Tennessee Colony, Texas ... born April 3, 1992 ... recreation, parks and tourism sciences major.

RETURNING LETTERMAN



SHEP KLINKE

77

Katy, Texas
Katy HS

OL

6-7

► **CAREER GAMES: 9**

305

► **STARTS: 3**

Jr-2L

2011 (SOPHOMORE): Won the starting job at offensive guard in spring drills and started the first three games of the season ... saw action in six games.

2010 (FRESHMAN): Played in three games as a true freshman (Stephen F. Austin, Louisiana Tech and Kansas).

HIGH SCHOOL: Coached by Gary Joseph at Katy High School ... a Parade All-American honoree as a senior (2009) ... first-team all-greater Houston selection by the Houston Chronicle ... earned first-team all-district accolades and a spot on the SuperPrep Southwest Team ... chose Texas A&M over Kentucky.

PERSONAL: Scott Klinke is the son of Sherry and Ben Klinke of Katy, Texas ... born August 2, 1991 ... accounting major.



RETURNING LETTERMAN



**TRAVIS
LABHART**

15

Dallas, Texas
Whitesboro HS

WR

5-9

► **CAREER GAMES: 4**

182

► **STARTS: 0**

Jr-1L

2011 (JUNIOR): Earned a varsity letter after seeing action in four games ... backup wide receiver saw most action on kickoff coverage unit.

PREVIOUS EXPERIENCE: Was a member of the men's practice team for the Aggies' 2011 NCAA Champion women's basketball team.

HIGH SCHOOL: Two-year starter at quarterback for Whitesboro HS ... earned district Newcomer of the Year and first-team all-area honors as a junior ... as a senior, he was the Utility Player of the Year ... four-year letterman in baseball and three-year letterwinner in basketball ... also lettered in golf and track.

PERSONAL: Travis Labhart is the son of Cindy and Mark Labhart of Whitesboro, Texas ... born January 20, 1991 ... kinesiology major.

RETURNING LETTERMAN



**MICHAEL
LAMOthe**

19

New Iberia, La.
New Iberia HS

TE/FB

6-3

► **CAREER GAMES: 37**

232

► **STARTS: 5**

Sr-3L

Honorable mention All-Big 12 honors in 2010 and 2011

2011 (JUNIOR): One of the team's most versatile and hard-working players ... earned honorable mention All-Big 12 honors ... lined up at fullback and tight end, and contributed 14 catches for 109 yards ... was a go-to player at the goal-line with three short receiving touchdowns ... had a season-high three catches against Idaho ... logged TD catches against Texas Tech, Iowa State and Missouri ... selected to second-team Academic All-Big 12 team.

2010 (SOPHOMORE): Earned honorable mention All-Big 12 status after playing in 11 games for the Aggies ... played at both the tight end and fullback positions ... finished the year with five receptions for 32 yards and a pair of touchdowns ... caught the first pass of his career at Kansas, an 11 yard reception ... reached the end zone twice on a pair of short scoring tosses against Texas Tech ... caught his longest reception of the season, a 12-yard catch, at Baylor ... selected to second-team Academic All-Big 12 team.

2009 (FRESHMAN): Appeared in the final 12 games of the year as a true freshman ... majority of action came on special teams ... registered lone tackle of the season in first career game, against Utah State (9/19).

HIGH SCHOOL: Coached by Rick Hutson at New Iberia High School ... a two-time All-District selection ... named first-team Academic All-State ... as a junior recorded 91 tackles, three sacks and intercepted a pass ... as a senior recorded 105 tackles, four sacks and intercepted four passes ... scored 12 rushing touchdowns as a short-yardage quarterback ... named a Louisiana Top 30 recruit by *SuperPrep* ... also an All-District baseball player.

PERSONAL: Michael Lamothe is the son of David and Janie Lamothe ... born January 1, 1991 ... chose the Aggies over Arkansas, Southern Miss and Tulane ... ranked No. 2 in his class with a 3.9 GPA ... industrial distribution major.

CAREER STATISTICAL TOTALS

RECEIVING	Rec.	YDS	AVG	TD	LP
2009			(played LB)		
2010	6	42	7.0	2	12
2011	14	109	7.8	3	18
Career	20	151	7.6	5	18

CAREER BESTS

RECEPTIONS.....	3 twice, last vs. Missouri	Oct. 29, 2011
RECEIVING YARDS	26 at Iowa State.....	Oct. 22, 2011
TOUCHDOWNS	2 vs. Texas Tech.....	Oct. 30, 2010
LONG PLAY	18 at Iowa State.....	Oct. 22, 2011

RIMINGTON TROPHY CANDIDATE ALL-SEC CANDIDATE / RETURNING STARTER



**PATRICK
LEWIS**

61

Reserve, La.
East St. John HS

C

► **CAREER GAMES: 38**

6-2

► **STARTS: 35**

312

► **CONSECUTIVE STARTS: 35**

Sr-3L

Three-time Honorable mention All-Big 12 selection.

Made the transition to center from guard during 2011 spring drills, and was flawless in his snaps in his first season.

2011 (JUNIOR): Earned honorable mention All-Big 12 honors in his first season at center, after two seasons at offensive guard ... cornerstone of the Aggies' offensive front that allowed just nine sacks in 13 games and set school records for total, passing and scoring offense ... offense front paved the way for an offense that averaged 490.2 yards of total offense, 291.1 passing yards and 39.1 points per game ... helped the Aggies rush for 199.2 yard per game, which ranked No. 24 nationally ... Aggies were one of the few team nationally to rank in the top 25 in all four major offense statistical categories.

2010 (SOPHOMORE): Earned honorable mention All-Big 12 honors from the league's head coaches after starting all 13 games for the Aggies ... cornerstone of an offensive front that paved the way for a prolific Aggie offense that ranked No. 22 nationally (No. 5 in the Big 12) and gained 447.6 yards per game.

2009 (FRESHMAN): An honorable mention All-Big 12 selection by the league's head coaches ... also named to the freshman All-America second-team by collegefootballnews.com and the *ESPN.com* Big 12 All-Freshman team ... true freshman saw action in 12 games, starting the last nine ... last eight starts came at right guard ... part of a revamped offensive front that helped the team to an average of 184.2 rushing yards per game and a total output of just over 465 yards per contest ... earned first career start against Oklahoma State (10/10) ... got the nod at right guard at Kansas State (10/17) and started there for the remainder of the season.

HIGH SCHOOL: First Team All-State OL (5A-Louisiana Sports Writers Association) ... rated the No. 4 center in the country by *Rivals.com* ... rated the No. 2 strongest offensive lineman in the class of 2009 by *Rivals.com* ... named a Louisiana Top 40 recruit by *SuperPrep*.



PERSONAL: Patrick Lewis Jr. is the son of Patrick Sr. and Deirdre Lewis ... chose the Aggies over Southern Miss, Tulsa and Connecticut ... born January 30, 1991 ... university studies major with emphasis in agriculture and life sciences.

RETURNING LETTERMAN



**BEN
MALENA**

Cedar Hill, Texas
Cedar Hill HS

- ▶ **CAREER GAMES:** 18
- ▶ **STARTS:** 2
- ▶ **CONSECUTIVE STARTS:** 2

1

RB
5-8
195
Jr-2L

2011 (FRESHMAN): Stepped in at starting running back in the regular season finale against Texas after injuries to Cyrus Gray and Christine Michael ... responded with 83 yards on 25 carries, both easily career highs ... was the only running back to carry the ball against the Longhorns ... started in the bowl game and contributed 23 carries for 87 yards and two touchdowns, and six catches for 36 yards ... finished the year with 259 yards and four touchdowns on 67 carries ... saw action in all 13 games with two starts ... had 10 catches out of the backfield for 52 yards, including a seven-yard TD against Texas ... also contributed three kickoff returns for 63 yards with a long of 21 yards.

2010 (FRESHMAN): Saw limited action at running back and kickoff re- turner ... had three returns for 46 yards, with a long of 21 yards.

HIGH SCHOOL: Coached by Joey McGuire at Cedar Hill High School ... ran for 722 yards and 11 touchdowns as a senior (2009) ... a first-team all-district and *SuperPrep* Southwest Team selection ... also caught 11 passes for 161 yards ... was a second-team all-state honoree as a junior (2008) after totaling 2,202 yards on the ground with 35 TDs ... also named the district's offensive MVP and named to the All-Dallas Area second team by The Dallas Morning News ... chose Texas A&M over offers from Kansas and Texas Tech.

PERSONAL: Benjamin Malena is the son of Renee and Ben Malena of Cedar Hill, Texas ... born May 29, 1992 ... undecided on a major.


CAREER STATISTICAL TOTALS

RUSHING	Att.	YDS	AVG	TD	LP
2010	0	0	0.0	0	—
2011	67	259	3.9	4	19
Career	67	259	3.9	4	19

CAREER BESTS

RUSHES..... 25 vs. Texas Nov. 24, 2011
RUSHING YARDS..... 87 vs. Northwestern Dec. 31, 2011

RETURNING REDSHIRT



**JOHNNY
MANZIEL**

Kerrville, Texas
Tivy HS

2

QB
6-1
200
Fr-RS



2011: Redshirted after enrolling in January ... made the travel squad.

HIGH SCHOOL: Coached by Mark Smith at Kerrville Tivy High School ... highly-decorated prep player was named a *Parade* All-American and the National High School Coach Association Football Player of the Year ... Named the Texas *Associated Press* Sports Editors Player of the Year after a spectacular senior season that saw him compile 228-of-347 (65.7%) passing for 3,609 yards with 45 TDs and 5 INTs; 170 carries for 1,674 yards and 30 TD's; 1 TD reception; 1 kickoff return for a TD ... as a senior, Manziel earned a variety of honors: District 28-4A MVP (unanimous selection); Class 4A First Team All-State (AP); *SA Express-News* Offensive Player of the Year; Sub-5A First Team All-Area (*SA Express-News*); No. 1 QB in Texas by *Dave Campbell's Texas Football*; DCTF Top 300, *PrepStar* All-Region; *Super-Prep* All-Region ... as a junior, Manziel received All-San Antonio Area Offensive Player of the Year honors and District 27-4A MVP honors after posting 218-of-356 passing for 2,903 yards with 19 TDs and 5 INTs; 242 carries for 1,544 yards and 34 TDs; 5 receptions for 152 yards and 2 TD's ... as a sophomore, he had 717 rushing yards and 12 TDs; 59-of-88 passing for 922 yards with 10 TDs and 0 INTs; 19 receptions for 357 yards and 1 TD ... chose the Aggies over Oregon and Stanford.

PERSONAL: Johnny Manziel is the son of Michelle and Paul Manziel ... born Dec. 6, 1992 ... business major.

EARLY ENROLLEE



KENNETH MARSHALL

15

South Houston, Texas
South Houston HS

DB

6-0

191

Fr-HS

► Marshall enrolled in January and went through spring drills.

HIGH SCHOOL: Coached by C.L. Whittington at South Houston HS ... two-time first-team All-District 22-5A selection ... four-year starter for the Trojans ... posted 123 tackles with two sacks and five forced fumbles as a senior at South Houston ... rated a 4-star prospect by *Scout.com* and *247sports.com* ... ranked No. 19 safety nationally by *247sports.com* and No. 20 safety nationally by *Scout.com* ... rated a 3-star prospect by ESPN and *Rivals.com* ... ranked as the No. 75 overall player and the No. 14 defensive back in Texas by *SuperPrep* ... Marshall chose A&M over offers from Oklahoma State, Houston, and Rice.

PERSONAL: Kenneth Marshall is the son of Brandon Ware and Annita Marshall ... born October 12, 1993 ... undecided on a major.

2010 STARTER / REDSHIRTED IN 2011



JONATHAN MATHIS

92

Houston, Texas
Westfield HS / Blinn JC

DL

6-2

300

Sr-1L

► CAREER GAMES: 16

► STARTS: 10

2011: Was poised for a strong senior season, but went down with an injury after three games (all starts) at defensive end ... received a medical redshirt ... contributed two tackles including a half-tackle for loss of yardage ... made the move from noseguard to end during spring drills.

2010 (JUNIOR): Moved inside during fall camp and quickly emerged as a key contributor ... earned the starting job at noseguard by midseason and started the final seven games of the season ... active defender who made 41 tackles, including 3.5 for a loss of 20 yards ... batted down a pass and forced a fumble ... saw action in all 13 games.

2008-09 (BLINN COLLEGE): Coached by Brad Franchione at Blinn College (Brenham, Texas) ... earned *SuperPrep* JUCO 100 honors as a sophomore (2009) after registering 34 tackles, nine for loss ... helped lead the Buccaneers to the NJCAA national championship ... had 37 stops, including five for loss and three sacks, as a freshman (2008) ... chose Texas A&M over offers from Arkansas, Houston, Arizona and Texas Tech.

PERSONAL: Jonathan Mathis is the son of Tricia Huffman of Houston, Texas ... born February 4, 1989 ... agricultural leadership and development major.

CAREER STATISTICAL TOTALS

DEFENSE	TAC	UT	AT	INT	QBS/YD	TFL/YD	PBU
2010	41	12	29	0	0.5 / 1	3.5 / 20	2
2011	2	0	2	0	0.0 / 0	0.5 / 3	0
Career	43	12	31	0	0.5 / 1	4.0 / 20	2

CAREER BESTS

TACKLES 10 Missouri Oct. 29, 2011

RETURNING LETTERMAN



HOWARD MATTHEWS

31

League City, Texas
Clear Springs HS

DB

6-2

206

So-1L

► CAREER GAMES: 13

► STARTS: 2

2011 (FRESHMAN): Contributed 28 tackles, including two sacks and four QB pressures, as a true freshman ... played in all 13 games, and started against Texas Tech and Baylor ... in his first career start, Matthews made five solo tackles, including a sack, two tackles for loss and four QB pressures against Texas Tech ... matched his season high of five tackles against Kansas.

HIGH SCHOOL: Coached by Clint Hartman at Clear Springs High School ... earned second-team Class 5A All-State honors and first-team All-Greater Houston honors as a senior after posting 55 receptions for 864 yards and 6 TDs; 107 carries for 1,003 yards and 11 TDs; 4 passing TDs; 2 kickoff returns for TD; 1 INT on defense ... as a junior at Seguin High School, Matthews had nine interceptions, including one he returned for a touchdown, while playing only seven games ... as a senior, Matthews was named 24-5A First Team All-District (offense and special teams); No. 6 Athlete in Texas by *Dave Campbell's Texas Football*; DCTF Top 300, *PrepStar* All-Region; *SuperPrep* All-Region ... chose the Aggies over Oklahoma State ... joins former Clear Springs teammate Donnie Baggs and former Seguin teammate Joseph Cheek with the Aggies in 2011.

PERSONAL: Howard Matthews was born Aug. 31, 1993 ... his guardian is Craig Dailey of Friendswood, Texas ... sport management major.


CAREER STATISTICAL TOTALS

DEFENSE	TAC	UT	AT	INT	QBS/YD	TFL/YD	PBU
2011	28	19	9	0	2.0 / 15	3.0 / 16	1
Career	28	19	9	0	2.0 / 15	3.0 / 16	1

CAREER BESTS

TACKLES 5 twice, last vs. Kansas Nov. 19, 2011

ALL-SEC CANDIDATE / RETURNING STARTER



JAKE MATTHEWS

75

Missouri City, Texas
Elkins HS

OL

6-5

305

Jr-2L

► CAREER GAMES: 23

► STARTS: 20

► CONSECUTIVE STARTS: 20

Honorable Mention All-Big 12 Honors in 2010 and 2011

2011 (SOPHOMORE): Cornerstone of the Aggies' offensive front that allowed just nine sacks in 13 games and set school records for total, passing and scoring offense ... offense front paved the way for an offense that averaged 490.2 yards of total offense, 291.1 passing yards and 39.1 points per game ... helped the Aggies rush for 199.2 yard per game, which ranked No. 24 nationally ... Aggies were one of the few team nationally to rank in the top 25 in all four major offense statistical categories.

THE AGGIES



2010 (FRESHMAN): Named to *ESPN.com's* All-Big 12 Freshman team and was an honorable mention All-Big 12 pick ... moved into the starting lineup when offensive tackle starter Brian Thomas moved inside after an injury to Evan Eike ... started the final seven games of the season at offensive tackle and played in a total of 10 games ... with Matthews in the starting lineup, the Aggies allowed just 14 sacks in the final seven games after allowing 23 in the first six games of 2010.

HIGH SCHOOL: Coached by Robert Crivellari at Elkins High School in Missouri City ... consensus All-American (*Parade, USA Today, SuperPrep, Rivals.com*) ... first-team all-district and all-greater Houston honoree ... chose A&M over offers from Oklahoma, Alabama, Arkansas, Oregon, Texas, Texas Tech, USC and Stanford.

PERSONAL: Jacob Matthews is the son of Carrie and Bruce Matthews of Sugar Land, Texas ... born February 11, 1992 ... father, Bruce, was inducted into the NFL Hall of Fame in 2007 after an illustrious 19-year career with the Houston Oilers and Tennessee Titans ... older brother, Kevin, was a two-year starter at center for the Aggies (2008-09) ... his younger brother, Mike, signed with the Aggies in 2012 and is a freshman offensive lineman for the Aggies ... undecided on a major.

RETURNING LETTERMAN



**KENRIC
McNEAL**

Spring, Texas
Spring HS

► **CAREER GAMES: 26**

► **STARTS: 1**

5

WR

6-1

184

Sr-3L

2011 (JUNIOR): Saw action in first five games of the season, but missed the final eight due to injury ... contributed eight catches for 101 yards with a long reception of 33 yards ... also had 13 punt returns for 100 yards with a long of 23 yards ... had season highs of four catches for 65 yards against Oklahoma State.

2010 (SOPHOMORE): One of the Aggies' top receivers off the bench and a mainstay at punt returner ... gained 138 yards on 24 punt returns with a long of 20 yards against Oklahoma State ... had 23 catches for 202 yards with two touchdowns ... long catch was a 32-yarder against Texas ... best game was against the Longhorns when he posted career highs in catches and yards with six for 64 ... made his first career start against Kansas and saw action in 10 games ... grabbed a 4-yard TD pass against LSU in the Cotton Bowl.

2009 (FRESHMAN): Saw action in 10 games as a true freshman ... reeled in two passes for 52 yards, including a 44-yard touchdown, against New Mexico.

HIGH SCHOOL: Coached by Sonny Karas at Spring High School ... as a junior, threw for 1,434 yards and nine touchdowns and ran for 411 yards and five more scores ... earned first-team All-District (16-5A) quarterback honors.

PERSONAL: Kenric McNeal is the son of Angelia McNeal of Spring, Texas and Tracey and Kenric McNeal Sr ... chose the Aggies over Missouri, Notre Dame, Ole Miss, Nebraska and Oregon ... born July 8, 1991 ... recreation, parks and tourism major.

CAREER STATISTICAL TOTALS

RECEIVING	Rec.	YDS	AVG	TD	LP
2009	6	97	16.2	1	44
2010	23	202	8.8	2	32
2011	8	101	12.6	0	33
Career	37	400	10.8	3	44

PUNT RETURNS	No.	YDS	AVG	TD	LP
2009	0	0	--	0	--
2010	24	138	5.8	0	20
2011	13	100	7.7	0	23
Career	37	238	6.4	0	20

CAREER BESTS

RECEPTIONS	6 vs. Texas	Nov. 25, 2010
RECEIVING YARDS	64 vs. Texas	Nov. 25, 2010
LONG RECEPTION	44 (td) vs. New Mexico	Sept. 5, 2009
LONG PUNT RETURN	20 at Oklahoma State	Sept. 30, 2010
PUNT RETURN YARDS	46 vs. Idaho	Sept. 17, 2011

**DOAK WALKER AWARD CANDIDATE
ALL-SEC / ALL-AMERICA CANDIDATE**



**CHRISTINE
MICHAEL**

33

Beaumont, Texas
West Brook HS

RB

5-11

► **CAREER GAMES: 29**

220

► **STARTS: 16**

Sr-3L

Three-time Honorable Mention All-Big 12 Selection

2011 (JUNIOR): Was well on his way to a 1,000-yard rushing season before a knee injury against Oklahoma ended his year ... had rushed for 899 yards and eight touchdowns on 149 carries in the first nine games of the season (with six starts) ... rushed for a career-high 230 yards and three TDs on 32 carries against Arkansas, which tied for the third-largest single game rushing total in school history ... also logged 100-yard games against Baylor (21-105), Iowa State (18-142) and Missouri (21-104) ... his 99.9 rushing yards per game ranked No. 3 in the Big 12 (No. 24 nationally) entering the bowl season ... also had eight catches for 35 yards and a touchdown.

2010 (SOPHOMORE): Michael's sophomore season was cut short when he broke his leg in the Aggies' win over Texas Tech and was lost for the season ... had gained 631 yards on 126 carries with four touchdowns in the first eight games, which included six starts ... also had 13 catches for 174 yards ... opened the season with three straight 100 yard rushing games -- had 22-105 vs. Stephen F. Austin, 14-107 vs. Louisiana Tech and 21-119 vs. FIU ... had a season-long run of 67 against Louisiana Tech.

2009 (FRESHMAN): Named the Big 12's Offensive Freshman of the Year by both the league's head coaches and *The Dallas Morning News* ... was *The Oklahoman's* Big 12 Freshman of the Year ... named to collegefootballnews.com's Freshman All-America third team and *ESPN.com's* Big 12 All-Freshman team ... played in 12 games, starting four ... led the team with 844 rushing yards and 10 TDs ... had two 100-yard rushing games and a pair of two-TD efforts ... set a school record with a 97-yard TD run in win over Baylor ... finished the game with a game-high 116 yards and two scores ... posted first career 100-yard rushing game in win at Texas Tech, totaling 121 yards on 22 carries ... totaled 238 all-purpose yards against Utah State ... had top debut rushing game by true freshman since 1987 with a 93-yard, 11-carry effort in win over New Mexico.

HIGH SCHOOL: Coached by former A&M great Craig Stump at Beaumont West Brook High School ... named a *SuperPrep* All-American ... honorable mention All-State RB (5A-AP) ... three-time All-District selection and two-time District 21-5A MVP ... *Beaumont Enterprise* All-Southeast Texas Offensive Player of the Year ... was a starter and captain at the U.S. Army All-American Bowl ... National EAS Speed & Strength Award Winner ... *Austin American-Statesman* Texas Fab 55 ... rated the #28 player in the nation by *Rivals.com* ... twice named Region 3 Player of the Week ... as a senior ran for 1,412 yards and 25 touchdowns despite season being cut short by Hurricane Ike ... as a junior ran for 1,171 yards and 28 touchdowns ... as a sophomore ran for 1,300 yards and 21 touchdowns.

PERSONAL: Christine Michael is the son of Andrew Michael and Mary Gilder ... born November 9, 1990 ... chose the Aggies over Oklahoma, Florida, LSU, Nebraska and Miami ... agricultural leadership and development major.



CAREER STATISTICAL TOTALS

RUSHING	Att.	YDS	AVG	TD	LP
2009	166	844	5.1	10	97*
2010	126	631	5.0	4	67
2011	149	899	6.0	8	48
Career	441	2,374	5.4	22	97*

** school record*

RECEIVING	No.	YDS	AVG	TD	LP
2009	15	66	4.4	0	13
2010	13	174	13.4	0	60
2011	8	35	4.4	1	11
Career	23	101	7.6	1	60

CAREER BESTS

RUSHES	32 vs. Arkansas	Oct. 1, 2011
RUSHING YARDS	230 vs. Arkansas	Oct. 1, 2011
RUSHING TDs	3 vs. Arkansas	Oct. 1, 2011
LONG RUSH	97 (td) vs. Baylor	Nov. 21, 2009
RECEPTIONS	4 twice, last vs. Missouri	Oct. 16, 2010
RECEIVING YARDS	94 vs. Missouri	Oct. 16, 2010
LONG RECEPTION	13 vs. Utah State	Sept. 19, 2009
KICKOFF RETURNS	4 vs. Utah State	Sept. 19, 2009
KICKOFF RET. YARDS	118 vs. Utah State	Sept. 19, 2009
LONG KICKOFF RET.	44 vs. Utah State	Sept. 19, 2009

**THE
AGGIES**

RETURNING STARTER



DAMONTRE MOORE

94

Rowlett, Texas
Rowlett HS

DL

► **CAREER GAMES: 25**

6-4

► **STARTS: 10**

250

► **CONSECUTIVE STARTS: 10**

Jr-2L

2011 Honorable Mention All-Big 12 Selection

2011 (SOPHOMORE): Was fourth on the team in tackles with 72 stops, including 41 solo hits ... saw action in 12 games with 10 starts at "joker" ... was the top tackler down the stretch with at least six tackles in the final six games of the regular season, including 12-tackle games against Kansas State and Texas ... was second on the team behind Sean Porter in sacks (8.5/50) ... Led the team in tackles for losses (17.5/70) ... had five sacks in the final three games of the regular season, including a pair against Kansas State and Kansas ... had a team-best four forced fumbles and also recovered a fumble.

2010 (FRESHMAN): Earned Freshman All-Big 12 honors from *ESPN.com* after serving as Butkus Award winner Von Miller's backup at the Aggies' "joker" ... turned in an impressive stat line of 40 tackles, including 5.5 QB sacks, and also contributed an interception and a team-high three forced fumbles ... was named National Defensive Performer of the Week by the College Football Performance Awards after coming off the bench to make a season-high seven tackles, including two QB sacks and another tackle for loss of yardage in the Aggies 48-16 win over Louisiana Tech ... Moore also forced three fumbles and recovered one against the Bulldogs.

HIGH SCHOOL: Coached by Kiff Hardin at Rowlett High School ... an honorable mention all-state selection by *The Associated Press* as a senior (2009) ... was a first-team all-area honoree by *The Dallas Morning News* after recording 66 tackles, six sacks and two safeties ... earned all-America honors from Max Emfinger and was a *SuperPrep* Southwest Team pick ... chose Texas A&M over offers from Oklahoma State and Baylor.

PERSONAL: Damontre Moore is the son of Detra Johnson of DeSoto, Texas and Damon Moore ... born Sept. 11, 1992 ... undecided on a major.

CAREER STATISTICAL TOTALS

DEFENSE	TAC	UT	AT	INT	QBS/YD	TFL/YD	PBU
2010	40	18	22	1 / 8	5.5 / 38	6.5 / 42	1
2011	72	41	31	—	8.5 / 50	17.5 / 70	1
Career	112	59	53	1 / 8	14 / 88	24 / 112	2

CAREER BESTS

TACKLES 12 twice, last vs. Texas Nov. 24, 2011
SACKS 2.0 three times, last vs. Kansas .. Nov. 19, 2011
FORCED FUMBLES .. 3 vs. Louisiana Tech Sept. 11, 2010

RETURNING STARTER



SPENCER NEALY

99

San Antonio, Texas
Reagan HS

DL

► **CAREER GAMES: 39**

6-5

► **STARTS: 9**

277

► **CONSECUTIVE STARTS: 9**

Sr-3L

2011 Honorable Mention All-Big 12 Selection

2011 (JUNIOR): Shined after being thrust into the starter's role at defensive end after Jonathan Mathis went down with an injury ... earned honorable mention All-Big 12 honors after making 45 tackles and leading the Aggie defensive line with 8 tackles for loss ... posted 1.5 QB sacks, batted down a pass and forced a fumble ... saw action in all 13 games, and started the final nine games of the season ... had five or more tackles in five of nine games he started, including a season-high seven against Baylor and Missouri ... had a team-high three tackles for loss against Iowa State.

2010 (SOPHOMORE): Contributed 20 tackles, including 2.5 for loss of seven yards, while seeing action in all 13 games ... made a crucial play in the Aggies' win over Texas when he tipped a pass at the line of scrimmage that was picked off by Butkus Award winner Von Miller ... had a season-high six tackles against Louisiana Tech ... saw extended action against Texas after starter Tony Jerod-Eddie went out with an injury and responded with five tackles ... selected to second-team Academic All-Big 12 team .

2009 (FRESHMAN): Played significantly in all 13 games as a true freshman and was one of first defensive linemen off the bench ... one of seven true freshmen to appear in all 13 games ... set a season best with four stops and a sack in win over Baylor (11/21) ... lone tackle against Arkansas (10/3) was first of his career for a loss ... totaled three tackles, including a critical third-down stop, against New Mexico (9/5).

HIGH SCHOOL: Coached by David Wetzal at Reagan High School in San Antonio ... named San Antonio Area Defensive Player of the Year by the *San Antonio Express-News* ... as a senior recorded 70 tackles, nine sacks and 39 QB hurries ... led San Antonio Reagan to an 11-3 record and the state quarterfinals.

PERSONAL: Spencer Nealy is the son of Ed and DeAnn Nealy ... born December 8, 1990 ... chose the Aggies over TCU and Kansas State ... father, Ed, played 10 seasons in the NBA ... agribusiness major.

CAREER STATISTICAL TOTALS

DEFENSE	TAC	UT	AT	INT	QBS/YD	TFL/YD	PBU
2009	19	11	8	0 / 0	1.0 / 12	3.0 / 14	0
2010	20	7	13	0 / 0	0.0 / 0	2.5 / 7	1
2011	45	19	26	0 / 0	1.5 / 8	8.0 / 33	1
Career	84	37	47	0 / 0	2.5 / 20	13.5 / 54	2

CAREER BESTS

TACKLES 7 twice, last vs. Missouri Oct. 29, 2011
TFL 3.0 at Iowa State Oct. 22, 2011

THE AGGIES



RETURNING STARTER



UZOMA NWACHUKWU

7

Allen, Texas
Allen HS

WR

6-0

194

Sr-3L

► CAREER GAMES: 39

► STARTS: 32

► CONSECUTIVE STARTS: 17

One of just four Aggies with more than 120 catches, 1500 yards and 10 touchdowns in his career. The others are Jeff Fuller, Terrence Murphy and Ryan Swope.

Has at least one catch in 35 straight games.

2011 (JUNIOR): Third on the team in catches and receiving yards with a career-high 50 for 639 yards ... also contributed two receiving touchdowns ... started all 13 games ... had a season-high six catches against Idaho, Missouri, and Northwestern ... had a season-high 94 yards and a touchdown on four catches against Baylor ... had at least one catch in every game, which raises his career total to 35 dating back to the sixth game of his freshman season.

2010 (SOPHOMORE): Ranked fourth on the team with 36 catches for 407 yards and four touchdowns ... started six games and played in all 13 games in 2010 ... long catch was a 44-yard touchdown catch on Hail Mary with no time on the clock before halftime vs. Louisiana Tech ... had a season-high eight catches for 73 yards against Baylor ... also had strong games against Oklahoma State (5-60), Texas Tech (5-69), and LSU (4-38) ... was on the preseason "watch list" for the Biletnikoff Award.

2009 (FRESHMAN): An honorable mention All-Big 12 selection by the league's head coaches ... named to collegefootballnews.com's Freshman All-America third team and ESPN.com's Big 12 All-Freshman team ... led the wideouts with 708 yards (40 catches) and ranked second with six TDs ... three 100-yard receiving games on the year, which tied a school record ... hauled in five passes for 136 yards and two scores at K-State (10/17) ... set season highs with eight catches and 141 yards against Oklahoma State (10/10), the third best receiving game by a freshman in school history ... breakout game against Utah State (9/19), scoring four touchdowns on four "touches" (three receiving TDs, one rushing TD) ... four TDs was a freshman record, while three receiving TDs tied overall school record.

HIGH SCHOOL: Helped lead Allen to the 2008 5A Division 1 State Championship ... member of *Dave Campbell's Texas Football Super Team* (3rd Team WR) ... as a sophomore caught 37 passes for 617 yards and two touchdowns ... as a junior caught 22 passes for 335 yards and six touchdowns ... as a senior caught 40 passes for 331 yards and four touchdowns. Also rushed 11 times for 110 yards (10.0 avg) and two touchdowns.

PERSONAL: Uzoma Nwachukwu is the son of Ngozi Nwachukwu ... born December 15, 1990 ... chose the Aggies over Oklahoma, Missouri, Notre Dame, Nebraska and Louisville ... coached by Tom Westerberg at Allen High School ... was a high school teammate of fellow Aggie footballer Steven Terrell ... name is Nigerian, with Uzoma meaning "the road is good" and Nwachukwu translating to "child of God" ... nickname is "EZ" ... brother, Chima, was a three-year starting safety at Washington State ... sports management major.


CAREER STATISTICAL TOTALS

RECEIVING	No.	YDS	AVG	TD	LP
2009	40	708	17.7	6	66
2010	36	407	11.3	4	44
2011	50	639	12.8	2	47
Career	126	1,754	13.9	12	66

CAREER BESTS

LONG RUSH	39 (td) vs. Utah State	Sept. 19, 2009
RECEPTIONS	8 twice, last vs. Baylor	Nov. 13, 2010
RECEIVING YARDS	141 vs. Oklahoma State	Oct. 10, 2009
RECEIVING TDS	3 vs. Utah State	Sept. 19, 2009
LONG RECEPTION	66 (td) at Kansas State	Oct. 17, 2009

RETURNING STARTER



CEDRIC OGBUEHI

70

Allen, Texas
Allen HS

OL

6-5

292

So-1L

► CAREER GAMES: 10

► STARTS: 6

► CONSECUTIVE STARTS: 5

2011 (FRESHMAN): Had a strong debut season despite being hampered by an ankle injury suffered in his first career start against Arkansas ... missed the next three games because of the injury ... re-entered the starting lineup in game nine and started the final five games of the season ... saw action in 10 games with six starts ... mainstay of the Aggies' offensive front that allowed just nine sacks in 13 games and set school records for total, passing and scoring offense ... offense front paved the way for an offense that averaged 490.2 yards of total offense, 291.1 passing yards and 39.1 points per game ... helped the Aggies rush for 199.2 yard per game, which ranked No. 24 nationally ... Aggies were one of the few team nationally to rank in the top 25 in all four major offense statistical categories.

2010: Redshirted.

HIGH SCHOOL: Coached by Tom Westerberg at Allen High School ... a two-time all-state selection ... *The Associated Press* second-team all-state pick and unanimous first-team all-district honoree as a senior (2009) ... also named an Army All-American ... helped lead the way for an Allen offense that averaged over 466 yards per game, allowing just one sack ... a first-team all-state selection by *The Associated Press* as a junior (2008) ... part of the Eagles' state championship team ... was the best blocker for an offense that averaged 36.1 points and 225 rushing yards per game ... a first-team all-district pick and a first-team All-Dallas Area honoree by *The Dallas Morning News* ... chose Texas A&M over offers from Nebraska, Kansas, Texas Tech and Oklahoma State.

PERSONAL: Cedric Ogbuehi is the son of Kelly and Chris Ogbuehi of Allen, Texas ... born April 25, 1992 ... recreation, parks and tourism sciences major.

RETURNING LETTERMAN



PATRICK O'QUINN

18

College Station, Texas
A&M Consolidated HS

QB

6-2

208

Sr-1L

2009-11: Has played an integral part of the Aggies' success as the scout team quarterback ... redshirted in 2009.

PERSONAL: Patrick O'Quinn is the son of Tricia and Rick O'Quinn of College Station, Texas ... born April 13, 1991 ... marketing major.

RETURNING LETTERMAN



JUSTIN ORTEGA

San Antonio, Texas
Reagan HS

50

DS

5-10

235

So-1L

► CAREER GAMES: 12

2011 (FRESHMAN): Was a late addition to the Aggies' fall camp roster ... ended up handling the snapping duties on punts in 12 games ... contributed a tackle on punt coverage.

2010: Redshirted ... made the travel squad as the Aggies' backup deep snapper, but didn't see any game action.

HIGH SCHOOL: Coached by David Wetzel at Reagan High School in San Antonio ... was named his team's special teams MVP as a senior (2009), helping the Rattlers to the district title ... forced a fumble and recovered another in each of his final two seasons ... team went to the regional finals as a junior (2008) ... also played baseball ... was a two-time academic all-district honoree.

PERSONAL: Justin Ryan Ortega is the son of Abel and Lorrie Ortega ... born March 2, 1992 ... grandfather, Ferris Darr, attended A&M ... agricultural leadership and development major.

RETURNING LETTERMAN



DOMONIQUE PATTERSON

Dallas, Texas
Skyline HS

23

LB

6-0

218

Jr-1L

► CAREER GAMES: 8

► STARTS: 0

2011 (SOPHOMORE): Contributed two tackles in three games of action.

2010 (FRESHMAN): Saw limited action as a backup linebacker and special teamer ... made two tackles while seeing action in five games.

HIGH SCHOOL: Coached by Reginald Samples at Skyline High School in Dallas ... an honorable mention all-state selection by *The Associated Press* as a senior (2009) ... named a *Max Emfinger* All-American ... a second-team All-Dallas Area pick by *The Dallas Morning News* ... also a first-team all-district honoree and a member of the *SuperPrep* Southwest Team ... earned first-team all-district honors as a junior (2008) after registering 121 tackles, 11 sacks and three interceptions ... ran two picks back for scores ... chose Texas A&M over offers from Stanford and Colorado.

PERSONAL: Domonique Patterson is the son of Yamika Patterson of Lancaster, Texas and Anthony Burney ... born January 12, 1992 ... undecided on a major.

ALL-SEC / ALL-AMERICA CANDIDATE



SEAN PORTER

Schertz, Texas
Clemens HS

10

LB

6-2

230

Sr-3L

► CAREER GAMES: 39

► STARTS: 28

► CONSECUTIVE STARTS: 27

2011 First-Team All-Big 12 Honors by the Associated Press

2011 (JUNIOR): Was a consistent force at outside linebacker for the Aggies ... earned first-team All-Big 12 honors after posting 79 tackles, and leading the team with 9.5 sacks and second with 17 tackles for loss of yardage ... his 9.5 sacks (.73 per game) led the Big 12 and were tied for No. 16 nationally ... his 17 TFLs ranked tied for third in the Big 12 ... had four or more tackles in every game, including a season-high 10 stops against SMU ... had a season-high two QB sacks against Oklahoma State and Arkansas.

2010 (SOPHOMORE): Ranked No. 3 on the team with 74 tackles, including 35 solo stops, while starting all 13 games ... sideline to sideline defender contributed seven tackles for losses and six passes broken up ... posted a career-best 10 tackles against Oklahoma State ... best overall game may have been against Oklahoma when he made seven tackles, broke up three passes and had two tackles for losses ... recovered a fumble against Texas ... contributed eight tackles against FIU and Texas Tech.

2009 (FRESHMAN): Saw action in all 13 games as a true freshman, making two starts ... one of seven true freshmen to appear in all 13 games ... was one of the first defenders off the bench, earning first career start at Colorado (11/7) and getting the nod in the Independence Bowl vs Georgia (12/28) ... tallied at least three tackles in 10 of 12 games ... nine tackles came on special teams, ranking third on the squad ... posted a season-best six tackles at Oklahoma (11/14) ... picked up first career sack against the Buffaloes.



THE AGGIES

HIGH SCHOOL: Coached by Greg Ferrara at Clemens High School in Schertz, Texas ... earned first-team All-District (26-4A) honors at linebacker ... named to the *San Antonio Express-News* All-Area second-team ... as a junior (2007) recorded 137 tackles (85 solo), seven sacks, an interception, forced two fumbles and recovered three more ... as a senior (2008) tallied 139 tackles, seven sacks, intercepted a pass and recovered a fumble ... *Maroon and White Report* Texas Top 35.

PERSONAL: Sean Porter is the son of LeRoy and Natalie Porter ... chose the Aggies over Missouri and Houston ... born January 12, 1991 ... recreation, parks and tourism sciences major.

CAREER STATISTICAL TOTALS

DEFENSE	TAC	UT	AT	INT	QBS/YD	TFL/YD	PBU
2009	42	23	19	0/0	1.0/ 5	4.0/ 9	0
2010	74	35	39	0/0	0.5/ 2	7.0/ 20	6
2011	79	50	29	0/0	9.5/ 74	17.0/ 93	2
Career	195	108	87	0/0	11/ 81	28.0/ 122	8

CAREER BESTS

TACKLES 10 vs. SMU Sept. 4, 2011
TACKLES FOR LOSS 2 Oklahoma Nov. 6, 2010
SACKS 1.0 at Colorado Nov. 7, 2009
PBU 3 Oklahoma Nov. 6, 2010

CAREER STATISTICAL TOTALS

RECEIVING	No.	YDS	AVG	TD	LP
2010	9	58	6.4	1	18
2011	14	135	9.6	1	32
Career	23	193	8.4	2	32

CAREER BESTS

RECEPTIONS 3 vs. Missouri Oct. 29, 2011
RECEIVING YARDS 32 vs. SMU Sept. 4, 2011
LONG RECEPTION 32 (td) vs. SMU Sept. 4, 2011

RETURNING LETTERMAN



WILL RANDOLPH

34

*Copperas Cove, Texas
Copperas Cove HS*

RB

5-9

► **CAREER GAMES: 1**

189

► **STARTS: 0**

So-1L

2011 (FRESHMAN): Took off his redshirt in game 11 after Cyrus Gray went out with a shoulder injury against Kansas ... gained 37 yards on 10 carries against the Jayhawks.

HIGH SCHOOL: Coached by Jack Welch at Copperas Cove High School ... was a unanimous first-team District 12-5A selection after rushing for 1,117 yards and 19 touchdowns on 146 carries as a senior ... also named to the Killeen Daily Herald first-team All-Area team was named the *Killeen Daily Herald* Player of the Week after leading Cove to 21-17 win over Bryan High School.

PERSONAL: Will Randolph was born Jan. 26, 1992 ... his guardian is Shanell Watson of Killeen, Texas ... agricultural leadership and development major.

RETURNING LETTERMAN



HUTSON PRIOLEAU

80

*Fort Worth, Texas
All Saints Episcopal HS*

TE

6-4

► **CAREER GAMES: 25**

251

► **STARTS: 7**

Jr-2L

► **CONSECUTIVE: 1**

2011 (SOPHOMORE): Contributed 14 catches for 135 yards and a touchdown ... saw action in all 13 games, including starts against Idaho, Oklahoma State, Arkansas, and Northwestern ... had a season-high three catches against Missouri ... scored his lone touchdown of the season on a 32-yard catch against SMU.

2010 (FRESHMAN): Caught nine passes for 58 passes with a touchdown ... his first career touchdown came on a 1-yard pass against Oklahoma ... saw action in 12 games and made starts against Baylor, Nebraska and LSU in the Cotton Bowl ... had a season-high two catches against Oklahoma State and Oklahoma ... selected to second-team Academic All-Big 12 team.

2009: Redshirted.

HIGH SCHOOL: Coached by Aaron Beck at All Saints Episcopal School in Fort Worth ... member of *Dave Campbell's Texas Football Super Team* (2nd Team TE) ... named to the *Fort Worth Star-Telegram* Super Team (Private Schools-First Team) ... as a junior (2007) caught 12 passes for 249 yards and four touchdowns ... as a senior (2008) caught 36 passes for 751 yards and 11 touchdowns ... two-way player also contributed 59 tackles and eight sacks ... *Maroon and White Report* Texas Top 35.

PERSONAL: Hutson Prioleau is the son of Frost and Martha Prioleau ... born November 11, 1990 ... chose Texas A&M over Cal, Utah and Houston ... university studies in the Mays Business School major.

RETURNING LETTERMAN



FLOYD RAVEN SR.

14

*Kenner, La.
East St. John HS*

DB

6-2

► **CAREER GAMES: 12**

190

► **STARTS: 0**

So-1L

2011 (FRESHMAN): Saw action in 12 games on special teams and as a backup cornerback ... all six of his tackles came on kick coverage ... Raven ranked fifth on the team in special teams tackles ... had a season-high two tackles against Idaho.

HIGH SCHOOL: Posted 38 tackles with an interception as a senior cornerback at East St. John ... the versatile Raven lined up at linebacker as a junior ... rated the No. 12 cornerback in the nation by *Rivals.com* and No. 151 overall prospect nationally by *Rivals.com* ... named *PrepStar* All-Region ... ranked the No. 17 recruit in Louisiana by *SuperPrep* ... chose the Aggies over Ole Miss, Michigan, Pitt and Utah ... helped East St. John to a 9-3-1 record in 2010.

PERSONAL: Floyd Raven Sr. was born Dec. 31, 1992 ... undecided on a major.

RETURNING LETTERMAN



**IVAN
ROBINSON**

89

Longville, La.
South Beauregard HS

DL

6-3

► **CAREER GAMES: 4**

270

► **STARTS: 0**

So-1L

2011: Redshirted.

2010 (FRESHMAN): Contributed two tackles while seeing action in four games.

HIGH SCHOOL: Coached by Shawn Demeritt at South Beauregard High School in Longville, Louisiana ... was a *SuperPrep* All-American as a senior (2009) ... registered 94 tackles, 21 for loss, including nine sacks ... a first-team all-area and second-team all-district pick ... totaled 96 stops as a junior (2008), including 10 for loss, en route to first-team all-area and second-team all-district honors ... also a standout on the basketball court, earned second-team all-district accolades in hoops during his junior campaign ... chose Texas A&M over offers from LSU, Tennessee and Ole Miss.

PERSONAL: Ivan Robinson is the son of Gracie and Ivan Robison of Ragley, La. ... born November 17, 1990 ... agricultural leadership and development major.

BURLSWORTH TROPHY CANDIDATE RETURNING LETTERMAN



**CALEB
RUSSELL**

47

Midlothian, Texas
Midlothian HS

DL

6-2

► **CAREER GAMES: 22**

248

► **STARTS: 3**

Sr-2L

2011 (JUNIOR): Was put on scholarship the week prior to the season-opener vs. SMU ... contributed 27 tackles, including 17 solo stops while seeing action in all 13 games with three starts ... a good pass rusher, Russell had three QB sacks for a loss of 23 yards and three QB pressures ... had a season-high six tackles against Arkansas and five against Texas Tech.

2010 (SOPHOMORE): Contributed four tackles while serving as a top backup at the "joker" position ... saw action in eight games ... had a career-high two tackles against Stephen F. Austin ... had a memorable sack of mobile Baylor quarterback Robert Griffin in the Aggies' win.

2009 (FRESHMAN): Appeared in one game, the Aggies' win over UAB (9/26) ... had the honor of wearing the prestigious "12th Man" jersey in the game ... did not record a tackle.

2008: Redshirted.

PERSONAL: Caleb Russell is the son of Andrea and Ronnie Russell of Waxahachie, Texas ... born July 21, 1989 ... sport management major ... a brother, Josh, was an offensive lineman for the Aggies and earned a varsity letter in 2008.

CAREER STATISTICAL TOTALS

DEFENSE	TAC	UT	AT	INT	QBS/YD	TFL/YD	PBU
2009	0	0	0	0/0	0/0	0/0	0
2010	4	1	3	0/0	1.0/3	1.0/3	0
2011	27	17	10	0/0	3.0/23	4.0/25	0
Career	31	18	13	0/0	4.0/26	5.0/28	0

CAREER BESTS

TACKLES 6 vs. Arkansas Oct. 1, 2011

RETURNING LETTERMAN



**RHONTAE
SCALES**

73

Killeen, Texas
Killeen HS

DL

6-6

► **CAREER GAMES: 26**

300

► **STARTS: 0**

Jr-2L

2011 (SOPHOMORE): Backup defensive lineman saw action in every game as an upback on the Aggies' punt team.

2010 (FRESHMAN): Backup offensive lineman saw action in every game ... served as an upback on the Aggies' punt team.

2009: Redshirted.

HIGH SCHOOL: Coached by Sam Jones at Killeen High School ... member of *Dave Campbell's Texas Football Super Team* (3rd Team OL) ... named a *SuperPrep* All-American ... garnered first-team All-State honors from *The Associated Press* ... also tabbed as an All-State selection by the TSWA ... earned first-team All-District honors as both a junior and senior ... recorded 65 pancake blocks and 55 knockdowns as a senior (2008) ... *Austin American-Statesman Texas Fab 55* ... *Maroon and White Report Texas Top 35*.

PERSONAL: Rhontae Scales is the son of Lorenzo and Chinita Scales ... born November 14, 1990 ... chose Texas A&M over Texas Tech and Oklahoma State ... agricultural leadership and development major.

RETURNING LETTERMAN



**JAMEILL
SHOWERS**

3

Killeen, Texas
Shoemaker HS

QB

6-2

► **CAREER GAMES: 4**

219

► **STARTS: 0**

So-1L

2010 (FRESHMAN): Won the backup quarterback job in fall camp ... saw action in four games, mostly in relief of starter Ryan Tannehill but also in short yardage situations late in the season ... completed 4-of-5 passes for 40 yards with a long completion of 23 yards ... rushed for 33 yards on nine carries and posted his first career touchdown against Kansas State ... completed season-high 4-of-4 passes for 40 yards against Idaho ... rushed for 24 yards on five carries against Kansas.

2010: Redshirted ... enrolled in January and went through spring drills with the Aggies.

HIGH SCHOOL: Coached by Ken Gray and Shoemaker High School in Killeen ... an honorable mention all-state selection as a junior (2008) by the Texas Sports Writers Association ... threw for 2,150 yards and 22 touchdowns, while gaining 513 yards on the ground ... missed the 2009 football season due to injury ... chose A&M over offers from Purdue and Houston.

PERSONAL: Jameill Showers is the son of Shauna and James Showers of Killeen, Texas ... born September 6, 1991 ... health education major.

RETURNING LETTERMAN



GAVIN STANSBURY

72

Franklin, La.
Franklin HS

DL

6-4

► **CAREER GAMES: 13**

265

► **STARTS: 0**

So-1L

2011 (FRESHMAN): One of the first defensive linemen off the bench ... contributed 15 tackles, including 3.5 tackles for loss ... had a sack and a QB pressure ... forced a pair of fumbles ... had at least one tackle in 11 of 13 games ... had a season-high two tackles against several opponents.

2010: Redshirted.

HIGH SCHOOL: Coached by Mike Hedrick at Franklin High School ... a two-time first-team all-district honoree ... was a *Max Emfinger* All-American and *SuperPrep* Southwest Team selection as a senior (2009) after recording 65 tackles and 12 sacks ... had 96 stops, eight sacks and three fumble recoveries as a junior (2008) ... chose Texas A&M over offers from Arkansas and Ole Miss.

PERSONAL: Gavin Stansbury is the son of Almetra Pierce of Centerville, Texas and Charles Stansbury of Centerville, La. ... born September 7, 1992 ... undecided on a major.

CAREER STATISTICAL TOTALS

DEFENSE	TAC	UT	AT	INT	QBS/YD	TFL/YD	PBU
2011	15	7	8	0/0	1.0/7	3.5/9	0
Career	15	7	8	0/0	1.0/7	3.5/9	0

CAREER BESTS

TACKLES 2 vs. several opponents

ALL-SEC CANDIDATE



JONATHAN STEWART

11

Shreveport, La.
Byrd HS

LB

6-4

► **CAREER GAMES: 39**

244

► **STARTS: 20**

Sr-3L

► **CONSECUTIVE: 13**

2011 (JUNIOR): In his first season as a starter at inside linebacker, Stewart led the team with 98 tackles, including a team-high 55 solo tackles ... started all 13 games ... also contributed 5.5 tackles for loss of yardage, including three sacks ... forced two fumbles and recovered a fumble ... had

three double-digit tackle games, including a season-high 13 against Missouri and Kansas State ... also had 10 tackles against Oklahoma State.

2010 (SOPHOMORE): Shifted to inside linebacker in 2010 and emerged as a valuable backup ... saw action in all 13 games and contributed seven tackles, including one for a loss of yardage ... had a season-high two tackles against Missouri and Kansas ... solid special teams contributor.

2009 (FRESHMAN): Appeared in all 13 games as a true freshman and made seven starts, all at outside linebacker ... one of seven true freshmen to appear in all 13 games ... made three tackles against Georgia (12/28), playing in his hometown in the Independence Bowl ... recorded season-high four tackles against Utah State (9/19).

HIGH SCHOOL: Coached by Mike Suggs at Byrd High School in Shreveport, Louisiana ... Honorable-Mention 5A All-State LB (Louisiana Sports Writers Association) ... as a junior logged 109 tackles, three sacks and intercepted a pass ... as a senior tallied 115 tackles, 10 TFLs and three sacks ... named to the New Orleans *Times-Picayune* Preseason Top 25 (Louisiana) Blue Chip List ... named a Louisiana Top 15 recruit by *SuperPrep*.

PERSONAL: Jonathan Stewart is the son of James and Helen Stewart ... chose the Aggies over Texas Tech, Alabama, Tennessee, Notre Dame, Cal and Michigan ... born November 23, 1990 ... sport management major.

CAREER STATISTICAL TOTALS


DEFENSE	TAC	UT	AT	INT	QBS/YD	TFL/YD	PBU
2009	28	15	13	0/0	0/0	1.0/3	1
2010	7	4	3	0/0	0/0	1.0/2	0
2011	98	55	43	0/0	3.0/22	5.5/25	1
Career	133	74	59	0/0	3.0/22	7.5/30	2

CAREER BESTS

TACKLES 13 vs. Missouri Oct. 29, 2011



**BILETNIKOFF AWARD CANDIDATE
ALL-SEC / ALL-AMERICA CANDIDATE**



**RYAN
SWOPE**

Austin, Texas
Westlake HS

25

WR

6-0

206

Sr-3L

- ▶ **CAREER GAMES: 38**
- ▶ **STARTS: 23**
- ▶ **CONSECUTIVE STARTS: 4**

*Second-Team All-Big 12 Honors
by The Associated Press and Head Coaches*

2011 (JUNIOR): Posted the greatest receiving season in school history with A&M records with 89 catches for 1,207 yards ... earned second-team All-Big 12 honors ... also grabbed 11 touchdown catches, which ranks No. 2 in school history ... had a school-record six 100-yard receiving games, including a career-best 206 yards on 11 catches against Baylor ... also posted 8-109 vs. SMU, 7-105 vs. Oklahoma State, 8-149 vs. Oklahoma, 9-137 vs. Kansas, and 8-105 vs Northwestern ... his 230-yard game ranked No. 5 in school history ... set another school record with four TD catches against Baylor ... led the team with 16 offensive plays of 20 yards or more (all receptions), and had a team-high seven 20-yard plus TD plays ... long TD catch of the season was a 79-yarder against Oklahoma, and had a pair of 68-yard TD receptions against Baylor.

2010 (SOPHOMORE): Huge statistical season allowed him to break Rod Bernstine's long-standing school record for receptions in a season ... his impressive statistical line was 72 catches for 825 yards with four touchdowns while starting all 13 games, which broke the old record of 65 set by Bernstine in 1986 ... challenged the school record for catches in a game in the season-opener when he posted 13 catches (for 106 yards) against SFA, which tied for second-most in school history ... had three 100 yard games with 106 vs. SFA, 105 vs. Texas Tech and a career-high 136 vs. Oklahoma ... his long catch of the season was a crucial one for the Aggies when his 64-yard TD catch iced the Aggies' win over Oklahoma ... also contributed 58 yards on 11 carries and 87 kickoff return yards on five attempts.

2009 (FRESHMAN): True freshman appeared in all but the first game of the year, primarily on special teams and as a backup wideout ... matched a season high with four receptions (for 31 yards) in Independence Bowl vs Georgia (12/28) ... very strong showing as kickoff returner against Texas (11/26), totaling 180 yards on seven returns (25.7 average) with a high of 39 ... came on late in season, catching 10 passes for 108 yards over the last four games ... season-best four catches for 38 yards against Baylor (11/21) ... made first career start at Colorado (11/7), totaling a season-high 39 yards ... hauled in first career touchdown pass in win over UAB (9/26) ... 10 of 19 receptions on the year (53 percent) went for first downs or touchdowns ... also made three tackles on special teams.

HIGH SCHOOL: Coached by Derek Long at Westlake High School in Austin ... Earned All-State honors as a running back by both the AP and TSWA as a senior ... also earned All-State honors as a kick returner (TSWA) ... named the 25-5A Offensive MVP ... as a sophomore ran for 262 yards and five touchdowns on only 30 carries ... also recorded 39 tackles and intercepted two passes ... as a junior ran for 1,336 yards and 14 touchdowns ... also contributed 23 receptions for 539 yards and seven touchdowns and returned a kickoff for a touchdown ... as a senior ran for 1,826 yards and 27 touchdowns to go along with 21 catches for 443 yards and four touchdowns ... named Region 4 Player of the Week after rushing for 175 yards and four touchdowns and catching five passes for 76 yards and a score in win over Austin Bowie ... Austin American-Statesman Texas Fab 55 ... Maroon and White Report Texas Top 35 ... placed 5th at the 5A State track meet as a junior with a time of 10.7 in the 100 meters ... was also a regional qualifier in the 200 with a clocking of 21.93.



PERSONAL: Ryan Swope is the son of Paul and Louise Swope ... chose the Aggies over Texas Tech ... born September 20, 1990 ... brother, Louie, is a defensive back on the Aggie football team ... also has two sisters, Regan and Hannah ... university studies with an emphasis on agriculture and life sciences major.

CAREER STATISTICAL TOTALS

RECEIVING	No.	YDS	AVG	TD	LP
2009	19	172	9.1	1	27
2010	72	825	11.5	4	64
2011	89	1,207	13.6	11	79
Career	180	2,204	12.2	16	79

CAREER BESTS

RECEPTIONS	13 vs. Stephen F. Austin	Sept. 5, 2010
RECEIVING YARDS	206 vs. Baylor	Oct. 15, 2011
LONG RECEPTION	79 vs. Oklahoma	Nov. 5, 2011
TOUCHDOWNS	4 vs. Baylor	Oct. 15, 2011
KO RETURNS	7 vs. Texas	Nov. 26, 2009
KO YARDAGES	180 vs. Texas	Nov. 26, 2009
LONG KO RETURN	39 vs. Texas	Nov. 26, 2009



**THE
AGGIES**

RETURNING LETTERMAN



TYRELL TAYLOR

35

Houston, Texas
Galena Park HS

LB

6-4

► CAREER GAMES: 10

212

► STARTS: 0

So-1L

2011 (FRESHMAN): Saw action in 10 games and contributed four tackles at outside linebacker.

HIGH SCHOOL: Coached by Ray Zepeda at Galena Park High School ... Earned District 19-4A Defensive Co-MVP honors after making 65 tackles, 12 sacks, 3 caused fumbles and one blocked punt returned for a TD as a senior ... as a junior, Taylor had 70 tackles, nine sacks, two forced fumbles and a blocked punt returned for a score.

PERSONAL: Tyrell Taylor is the son of Kimberly Taylor of Galena Park, Texas ... born Dec. 7, 1992 ... ag leadership and development major.



THE
AGGIES

RETURNING LETTERMAN



STEVEN TERRELL

21

Allen, Texas
Allen HS

DB

5-10

► CAREER GAMES: 39

193

► STARTS: 11

► CONSECUTIVE STARTS: 3

Sr-3L

2011 (JUNIOR): Valuable backup shined as a starter in the final three games of the season ... grabbed an interception in two of the starts and made 13 total tackles in the last three games ... for the season, Terrell contributed 24 tackles, including 13 solo stops in 13 games of action (four starts) ... posted a season-high eight tackles against Kansas ... gained 62 yards on his two interception returns with a 42-yarder vs. the Jayhawks and a 20-yarder against the Longhorns ... selected to first-team Academic All-Big 12 team.

2010 (SOPHOMORE): Was a co-starter for the Aggies at safety with seven starts while seeing action in every game ... contributed 46 tackles and broke up a pair of passes ... also recovered a fumble ... had a season-high nine tackles against Baylor ... had eight stops against Arkansas in the Southwest Classic and five tackles vs. FIU ... selected to first-team Academic All-Big 12 team.

2009 (FRESHMAN): One of seven true freshmen to appear in all 13 games ... saw significant action off the bench as a backup cornerback ... had a pair of tackles at Texas Tech (10/24) and at Oklahoma (11/14) ... four of eight tackles on the year have come on special teams.

HIGH SCHOOL: Coached by Tom Westerberg at Allen High School ... helped lead the Eagles to the 2008 5A Division I State Championship as a senior... named first-team All-State by the TSWA ... also garnered All-State recognition by *The Associated Press* ... recorded 122 tackles, blocked five kicks and intercepted two passes ... honorable mention Academic All-State (THSCA) ... earned All-District (8-5A) honors at defensive back ... as a sophomore (2006) recorded 26 tackles ... as a junior (2007) recorded 96 tackles, broke up 12 passes, blocked six kicks and intercepted four passes.

PERSONAL: Steven Terrell is the son of Danny and Lorine Terrell ... chose the Aggies over Wisconsin, Arizona State, TCU and Louisville ... was a high school teammate of fellow Aggie Uzoma Nwachukwu ... born September 21, 1990 ... sport management major.

CAREER STATISTICAL TOTALS

DEFENSE	TAC	UT	AT	INT	QBS/YD	TFL/YD	PBU
2009	8	6	2	0/0	0/0	0/0	0
2010	46	19	27	0/0	0/0	0.5/0	2
2011	24	13	11	2/62	0/0	2.5/5	0
Career	78	38	40	2/62	0/0	3/5	2

CAREER BESTS

TACKLES	9 at Baylor	Nov. 13, 2010
LONG INT RETURN	42 vs. Texas	Nov. 24, 2011

EARLY ENROLLEE / TRANSFER



**DEREL
WALKER**

Hillsboro, Texas
Hillsboro HS /
Trinity Valley CC



11

WR

6-2

185

Jr-TR

2010-11: Coached by Brad Smiley at Trinity Valley CC. ... caught 44 passes for 864 yards and 10 touchdowns while helping the Cardinals to an 8-3 record and the second round of the playoffs in 2011. ... Citizens Bank Bowl Player of the Game in 2011. ... started five games as a freshman while helping Trinity Valley CC advance to the second round of the playoffs in 2010. ... rated the No. 33 JUCO player nationally and the No. 6 wide receiver by SuperPrep.

HIGH SCHOOL: Coached by Brad Boyd at Hillsboro High School. ... was a football, baseball, power-lifting and track and field standout at Hillsboro. ... earned 2009 All-Centex honors as a wide receiver from the Waco Tribune-Herald.

PERSONAL: Derel Tedmond Walker is the son of Patricia Williams and Stacy Brown ... born June 29, 1991 in Hillsboro, Texas ... agricultural leadership and development major.

RETURNING LETTERMAN



**SHAUN
WARD**

Fort Lauderdale, Fla.
Boyd Anderson HS

40

LB

6-2

► **CAREER GAMES: 9**

244

► **STARTS: 0**

So-1L

2011 (FRESHMAN): Saw action in nine games and contributed one tackle ... gained valuable experience in his first season of action.

HIGH SCHOOL: Coached by James Clyburn at Boyd Anderson High School in Fort Lauderdale, Fla. ... as a senior, Ward compiled 86 tackles, including nine sacks ... he also contributed an interception return for a touchdown, and two fumble recoveries, including one he returned for a score ... PrepStar All-Region ... chose the Aggies over Florida, USC, West Virginia and several others.

PERSONAL: Shaun Ward is the son of Sharon and Raymond Ward of Fort Lauderdale, Fla. ... born Aug. 27, 1993 ... undecided on a major.

TRANSFER / JOINED TEAM IN SPRING 2012



**BRANDON
WILLIAMS**

Brookshire, Texas
Royal HS /
Oklahoma



28

RB

6-0

192

So-TR

2011 (FRESHMAN / OKLAHOMA): Rushed for 219 yards on 46 carries while seeing action in eight games for the Sooners ... made debut vs. Ball State, finishing with 58 yards on 11 carries ... had three carries for seven yards vs. Texas ... career-long 17-yard rush at Kansas ... had three carries for 26 yards vs. Baylor, all in the fourth quarter ... career-high 80 yards on 11 carries vs. Iowa State.

HIGH SCHOOL: Under Armour All-American ... named to PrepStar Dream Team ... five-star recruit by Rivals.com and Scout.com ... No. 3 running back nationally by Rivals.com and Scout.com ... four-star recruit by ESPN.com ... No. 7 running back nationally by ESPN.com ... No. 16 overall player nationally by Rivals.com ... No. 3 player in the state of Texas by Rivals.com ... rushed for 2,438 yards and 33 touchdowns in 2010 while racking up 144 yards receiving with two TDs ... 2010 Texas 3A all-state ... rushed for 1,815 yards and 14 TDs as a junior while totaling 38 receptions for 512 yards and four TDs.

PERSONAL: Brandon Williams is the son of Cynthia Williams ... born Sept. 9, 1992 in Houston, Texas ... agricultural leadership and development.

RETURNING SQUAD



**LEKENDRICK
WILLIAMS**

Sharpstown, Texas
Sharpstown HS

17

WR

5-8

► **CAREER GAMES: 2**

170

► **STARTS: 0**

So-SQ

2011 (FRESHMAN): Saw action against Baylor and Kansas.

2010: Redshirted.

HIGH SCHOOL: Coached by Gary Gutierrez at Sharpstown High School ... a first-team all-district selection as a senior (2009) ... earned Max Emfinger all-America accolades ... as a junior (2008), ran six kickoffs and five punts back for touchdowns ... also had a defensive score.

PERSONAL: LeKendrick Williams is the son of Diana Johnson of Houston, Texas ... born Sept. 29, 1991 ... undecided on a major ... nickname is "Beep Beep".



THE
AGGIES

RETURNING REDSHIRT



**JUSTIN
BASS**

43

Plano, Texas
West

LB

6-2

217

So-SQ




2011 (FRESHMAN): Did not see any action.

HIGH SCHOOL: Coached by Mike Hughes at Plano West High School ... standout defender for the Wolves.

PERSONAL: Justin Bass is the son of B.J. and Annie Bass of Plano, Texas ... undecided on a major ... his brother, Ben, was a three-year letterwinner for the Aggies and signed a free agent contract with the Dallas Cowboys after graduation.

JOINED TEAM IN SPRING 2012



**COLTON
BEARDMORE**

83

Cypress, Texas
Cypress Woods HS

WR

5-9

170

Fr-RS



HIGH SCHOOL: Coached by David Jones at Cypress Woods High School ... all-district selection at wide receiver ... also competed in track and field and powerlifting, and was a regional qualifier in power-lifting.

PERSONAL: Colton Beardmore is the son of Michelle and Brian Beardmore of Cypress, Texas ... born Jan. 20, 1993 in Houston, Texas ... plans to major in business-finance.

RETURNING REDSHIRT



**MATT
FRITSCHÉ**

19

Bryan, Texas
Rudder HS

DB

6-3

171

Fr-RS



2011: Redshirted.

HIGH SCHOOL: Coached by C.M. Peir at Rudder High School in Bryan, Texas ... first-team all-district outside linebacker ... was the Defensive MVP in 2010 and the Special Teams Player of the Year in 2011 ... also played baseball, basketball and track and field ... earned first-team all-district and second-team All-America honors at second base on the diamond.

PERSONAL: Matthew Lee Fritsche is the son of Laurie and Alan Fritsche of Bryan, Texas ... born Nov. 21, 1992 in Bryan, Texas ... sports management major.

JOINED TEAM IN SPRING 2012



**SAM
GIAMFORTONE**

26

Friendswood, Texas
Friendswood HS/Incarnate Word

RB

5-11

222

So-TR



2011: Coached by Mike Santiago at the University of Incarnate Word in San Antonio, Texas ... saw action in every game as a redshirt freshman.

PERSONAL: Samuel Giamfortone is the son of Laura Giamfortone of Friendswood, Texas ... born Aug. 20, 1992 in Texas City, Texas ... political science major.

JOINED TEAM IN SPRING 2012



**TYLER
GODWIN**

67

League City, Texas
Clear Springs HS

DL

6-3

280


Fr-HS



HIGH SCHOOL: Coached by Clint Hartman at Clear Springs High School ... earned first-team all-district honors ... named the Offensive Line MVP at the National Underclassman Combine ... also lettered in wrestling and track and field.

PERSONAL: Tyler Chase Godwin is the son of Laura and Wesley Godwin of League City, Texas ... born July 19, 1993 in El Paso, Texas ... agricultural leadership and development major ... his great grandfather played football at TCU for its 1938 National Championship team ... is an Eagle Scout.

RETURNING SQUAD



**GARRETT
GRAHAM**

37

Mansfield, Texas
Mansfield HS

RB

5-10

197

So-SQ



2011 (FRESHMAN): Did not see any action.

2010: Redshirted

HIGH SCHOOL: Coached by Jeff Hulme at Mansfield High School ... two-time all-district fullback ... named team's Offensive MVP ... earned academic all-state honors ... also earned letters in track and powerlifting.

PERSONAL: Garrett Graham is the son of Dana and Gary Graham of Mansfield, Texas ... born May 21, 1992 in Dallas, Texas ... finance major.

RETURNING REDSHIRT



**DYLAN
GUTHRIE**

*Houston, Texas
Memorial HS*



57

OL

6-3

269

So-SQ

2011: Redshirted.

HIGH SCHOOL: Coached by Gary Koch at Memorial High School in Houston, Texas ... earned first-team All-District 19-5A honors and honorable mention all-state honors in 2010 ... also lettered in basketball.

PERSONAL: Dylan Guthrie is the son of Laura and Gary Guthrie of Houston ... born May 14, 1993 in Honolulu, Hawaii ... petroleum engineering major ... His grandfather played basketball at Oregon State, and a pair of his uncles played football and basketball, respectively, for the Beavers.

RETURNING REDSHIRT



**CODY
JOHNSON**

*Anahuac, Texas
Anahuac HS*



58

LB

6-1

220


Fr-RS

2011: Redshirted.

HIGH SCHOOL: Coached by Darrell Barbay at Anahuac High School ... all-district defensive end and quarterback as a senior ... two-time academic all-state honorable mention ... also earned all-district mention in basketball and baseball.

PERSONAL: Cody Johnson is the son of Camilla Raymond of Hankamer, Texas ... born March 1, 1993 in Baytown, Texas ... mechanical engineering major.

RETURNING SQUAD



**GASTON
LAMASCUS**

*Navasota, Texas
Navasota HS*

► **CAREER GAMES: 1**

► **STARTS: 0**

88

WR

5-6

182

Jr-SQ

2011 (SOPHOMORE): Saw action in the Aggies' win over Kansas.


2010 (FRESHMAN): Did not see action.

2009: Redshirted.

HIGH SCHOOL: Coached by former Aggie baseball letterman Lee Fedora at Navasota High School ... earned first-team all-district honors at wide receiver as a senior (2008) ... as a junior (-2007), was a second-team all-district pick ... honorable mention academic all-state pick as a senior.

PERSONAL: Gaston Lamascus is the son of Alan and Gwen Lamascus of Navasota ... born September 10, 1990 ... has two sisters, Amanda and Analise ... university studies major with an emphasis on liberal arts.

JOINED TEAM IN SPRING 2012



**CALEB
LITTLE**

*Salado, Texas
Salado HS*



86

TE

6-3

225

So-RS

HIGH SCHOOL: Coached by Jeff Cheatham at Salado High School ... first-team all-district at tight end and defensive line as a junior and senior ... earned all-district honors at defensive line as a sophomore ... honorable mention all-state as a sophomore ... also lettered in basketball, baseball, track and powerlifting.

PERSONAL: Caleb James Little is the son of Kim and Craig Little of Salado, Texas ... born Dec. 29, 1991 in Lufkin, Texas ... economics major.

RETURNING REDSHIRT



**SAM
MOELLER**

*San Antonio, Texas
Antonian Prep HS*



44

DB

5-11

186

Fr-RS

2011: Redshirted.

HIGH SCHOOL: Coached by Steve Kurtz at Antonian College Prep in San Antonio, Texas ... earned all-district honors at cornerback and safety, as well as wide receiver ... named Antonian's team MVP and the Defensive MVP ... named academic all-state ... also lettered in baseball and track ... named the Sub 5A Athlete of the Year in San Antonio ... named to the all-area sprint team and ranked No. 2 in the state in the 100-meter dash.

PERSONAL: Samuel Joseph Moeller is the son of Janet and Ray Moeller of San Antonio, Texas ... born Dec. 1, 1992 ... industrial distribution major ... His uncle, Bubba Moeller, played baseball for Texas A&M.

RETURNING SQUAD



**MICHAEL
OSADEBEY**

27

*Grapevine, Texas
Colleyville Heritage HS /
SE Oklahoma*



LB

6-1

215

Sr-SQ

2011: Didn't see any action.

HIGH SCHOOL: Coached by Michael Fuller at Colleyville Heritage High School ... was a standout defender as a junior and senior ... also competed in track and field, running legs on the Heritage's school record 4x100- and 4x200-meter relays.

PERSONAL: Michael Osadebey is the son of Joy and Emmanuel Osadebey of Grapevine, Texas ... born June 18, 1990 in Dallas, Texas ... university studies major with an emphasis on agriculture and life sciences.

JOINED TEAM IN SPRING 2012



**JONATHAN
PUFFER**

64

*Katy, Texas
Taylor HS*



DS

6-2

226

So-SQ

HIGH SCHOOL: Coached by former Texas A&M offensive line standout Flint Risien at Katy Taylor High School ... earned first-team all-district honors ... also made the all-academic squad ... also played basketball and track and field ... received the Reliant Energy scholarship and the Touchdown Club scholarship in 2009.

PERSONAL: Jonathan Puffer is the son of Bette and Willis Puffer of Katy, Texas ... born Dec. 12, 1991 in Katy, Texas ... civil engineering major ... his grandfather, O.D. Pugh, played football at Rice University.

**THE
AGGIES**

RETURNING REDSHIRT



**RYLAN
RINEY**

32

*Aledo, Texas
Aledo HS*



DB

5-11

75

Fr-RS

2011: Redshirted.

HIGH SCHOOL: Coached by Tim Buchanan at Aledo High School ... first-team all-district and all-state defensive back ... three-year letterwinner posted nearly 200 career tackles and more than 45 broken up passes ... contributed 90 tackles, five interceptions and 15 PBUs as a senior ... was the THSCA All-Star MVP and a National Army Scholar-Athlete of the Year ... also earned academic all-state honors ... also lettered in basketball, baseball and track.

PERSONAL: Rylan Earl Riney is the son of Kenda and Phillip Riney of Fort Worth, Texas ... born April 26, 1993 in Fort Worth, Texas ... plans to major in business management.

RETURNING SQUAD



**JAKE
RUSSELL**

46

*Sulphur Springs, Texas
Sulphur Springs HS*



LB

6-2

229

Jr-SQ

2011 (SOPHOMORE): Did not see any action ... was named to the Academic All-Big 12 team and received special recognition for a perfect 4.0 grade point average.

HIGH SCHOOL: Coached by Greg Owens at Sulphur Springs High School ... earned Associated Press honorable mention all-state honors ... two-time first-team all-district pick ... helped Sulphur Springs HS to the Class 4A state crown in 2008 ... also lettered in powerlifting and finished in the top 10 at state in 2009.

PERSONAL: Jacob Nolen Russell is the son of Glen and Ellen Russell of Sulphur Springs, Texas ... born Sept. 21, 1990 in Denton, Texas ... petroleum engineering major.



RETURNING REDSHIRT



CADEN SMITH

53

Roscoe, Texas
Roscoe HS



OL

6-3

259

Fr-RS

2011: Redshirted.

HIGH SCHOOL: Coached by Jonathan Haseloff at Roscoe High School ... earned district MVP and all-state honors ... also earned all-state honors in basketball and helped the Plowboys to a state hoops title ... advanced to state in the shot put and discus in track and field.

PERSONAL: Seth Caden Smith is the son of Caila and Randall Smith of Roscoe, Texas ... born May 22, 1992 in Lubbock, Texas ... industrial distribution major ... his brothers, Chey and Cale, played collegiate sports -- Chey played football at West Texas A&M and Cale ran track for Texas Tech.

RETURNING SQUAD



LOUIE SWOPE

28

Austin, Texas
Westlake HS

DB

5-11

186

So-SQ

► **CAREER GAMES: 2**

► **STARTS: 0**

2011 (FRESHMAN): Saw action in the Kansas game and posted his first career tackle ... Recorded his second tackle in the bowl game against Northwestern.

2010: Redshirted.

HIGH SCHOOL: Coached by Derek Long at Westlake High School in Austin ... a first-team all-district honoree and team captain ... was a pre-season all-CenTex selection ... was a regional qualifier in four track events (200, 4x100, 4x200, 4x400).

PERSONAL: Louie Swope is the son of Paul and Louise Swope ... born November 3, 1991 ... brother, Ryan, is a senior wide receiver on the Aggie football team ... also has two sisters, Regan and Hannah ... undecided on a major.

JOINED TEAM IN SPRING 2012



MATT WILKINS

35

College Station, Texas Texas
A&M Consolidatd HS



WR

5-9

180

Fr-RS

HIGH SCHOOL: Coached by Jim Slaughter at A&M Consolidated High School in College Station ... two-year letterman earned academic all-district honors ... received the 2010 Tiger Football Heart Award ... also competed in power-lifting.

PERSONAL: John Matthew Wilkins is the son of Sandra and Neal Wilkins of College Station, Texas ... born Oct. 24, 1991 in Gainesville, Fla. ... kinesiology major ... his uncle, Dick Wilkins, played football at Notre Dame.

RETURNING SQUAD



ALLEN WOODUM

59

Conroe, Texas
Conroe HS



OL

6-3

292

Sr-SQ

2011: Saw action against Stephen F. Austin in the Aggies' season-opener ... named to the second-team Academic All-Big 12 football squad.

HIGH SCHOOL: Played at Conroe High School.

PERSONAL: Allen Woodum is pursuing a degree in industrial engineering.

**THE
AGGIES**



2012 TEXAS A&M SIGNEES



TRA CARSON

Texarkana, Texas
Liberty-Eylau HS


RB
6-0
227
So-TR

2012: Joined the A&M squad after transferring from Oregon.

2011 (FRESHMAN): True freshman was team's fourth-leading rusher with 254 yards, appearing in 10 games for the Ducks ... carried three times for 13 yards in win vs. Oregon State ... ran for 80 yards on 11 attempts, scoring first collegiate rushing touchdown in win over Colorado ... posted career-high 82 yards on nine attempts, including a career-long 29-yard run, and caught one pass for six yards in win vs. Missouri State ... rushed for 35 yards on nine carries in win vs. Nevada.

HIGH SCHOOL: Coached by Craig Colvins at Liberty-Eylau High School in Texarkana, Texas ... four-year letterwinner was a four-star recruit by Scout.com and garnered three stars from Rivals.com, ESPN and 247Sports.com ... considered the No. 22 running back nationally by Scout.com ... broke LaMichael James' single-season school record as a senior, when he ran for 2,202 yards and 24 TDs on 196 carries ... U.S. Air Force Player of the Week for the week of Oct. 31, 2010, after carrying the ball 15 times for 200 yards and three touchdowns - all in the first half of a road win over Mount Vernon ... named to the Class 3A All-State first-team ... awarded district MVP honors in each of his final two prep seasons ... rushed 167 times for 1,342 yards and 16 touchdowns as a junior ... selected as the top running back on the all-area team in 2009 ... named to the all-district first team as a sophomore in 2008 ... was the 2007 Newcomer of the Year for 3A Region II District 15.

PERSONAL: Latraron Lee Carson is the son of Richard and Rhonda Carson.



DE'VANTE HARRIS


Mesquite, Texas
Horn HS

DB
5-10
160
Fr-HS

HIGH SCHOOL: Coached by Rodney Webb at Mesquite Horn HS ... Under Armour All-American ... named District 11-5A MVP as a senior after compiling 27 tackles, one interception that he returned for a touchdown, five passes broken up and two blocked kicks ... allowed just three pass completions against him all year ... awarded Defensive Newcomer of the Year for District 11-5A in 2010 ... rated as a 4-star recruit and part of ESPN's National 150 at No. 144 and the No. 11 defensive back ... Rivals.com puts Harris as the No. 69 player overall and the No. 3 cornerback ... rated as a 4-star recruit and the No. 9 cornerback nationally by 247sports.com ... rated as a 4-star recruit and the No. 16 cornerback nationally by Scout.com ... SuperPrep ranks him as the No. 36 player in Texas, and the No. 8 defensive back in Texas ... chose A&M over offers from Stanford, Cal, Nebraska, Ohio State, Oklahoma, Oregon, and Tennessee.

PERSONAL: De'Vante Harris is the son of Rod and Tez Harris of Mesquite, Texas ... born June 30, 1993 ... his father, Rod Harris, ranks as one of Texas A&M's top receivers and return men in school history ... Harris caught 87 passes for 1,395 yards from 1985-88, and held the Aggies' school record for career kickoff return yards for more than 20 years until Cyrus

Gray recently broke his record ... Harris played for the New Orleans Saints, Dallas Cowboys and the Philadelphia Eagles in a three-year NFL career from 1989-91 ... the elder Harris was drafted in the fourth round of the 1989 NFL Draft by the Houston Oilers.




SABIAN HOLMES

Southlake, Texas
Carroll HS

WR
5-11
175
Fr-HS

HIGH SCHOOL: Coach by Hal Wasson at Carroll HS in Southlake, Texas ... helped lead Southlake Carroll to the Texas 5A Div. I State Championship, grabbing 11 catches for 138 yards and a touchdown in the title game as a senior ... earned District 7-5A MVP honors and second-team All-State honors in 2011 ... compiled 85 receptions for 1,336 yards and 14 touchdowns from his wide receiver spots in 2011 ... defensively, Holmes recorded 46 tackles, including four tackles for loss, two interceptions, 19 passes broken up, and 2 fumble recoveries ... as a junior, Holmes grabbed 17 receptions for 297 yards and two touchdowns ... rated as a 3-star recruit by ESPN, Rivals.com, Scout.com and 247sports.com ... chose A&M over offers from Memphis and Baylor.

PERSONAL: Sabian Holmes is the son of former Longhorn defensive back Tony Holmes ... born Sept. 21, 1993.




GERMAIN IFEDI

Houston, Texas
Westside HS

OL
6-5
304
Fr-HS

HIGH SCHOOL: Coached by Mark Byrd at Houston Westside HS ... first-team All-Greater Houston by the *Houston Chronicle* in 2011 ... earned second-team All-State honors by the *Associated Press* and first-team All-District 20-5A honors ... recorded 96 "pancake" blocks as a senior, and also blocked a kick ... ESPN rated him as a 4-star recruit and the No. 26 guard prospect ... rated as a 4-star recruit and the No. 14 guard nationally by 247sports.com ... rated as a 4-star recruit and the No. 15 guard nationally by Scout.com ... SuperPrep ranked him as the No. 102 player in Texas and the No. 20 offensive lineman in Texas ... ranked No. 22 on the *Austin American-Statesman's* Texas Fab 55 ... chose A&M over offers from Arkansas, Arizona, Missouri, Oklahoma State, and Mississippi State.

PERSONAL: Germain Ifedi is the son of Ben and Victoria Ifedi ... born June 2, 1994.



THOMAS JOHNSON

Dallas, Texas
Skyline HS

WR
5-11
180
Fr-HS

HIGH SCHOOL: Coached by Reginald Samples at Dallas Skyline HS ... Under Armour All-American ... earned All-District 9-5A honors after making 34 catches for 803 yards and 9 touchdowns as a senior at Skyline ... rated a 4-star prospect by *ESPNU*, *Rivals.com*, *247sports.com* and *Scout.com* ... ranked No. 33 in the *ESPNU 150* and the No. 3 wide receiver ... ranked No. 34 player and No. 4 wide receiver by *Rivals.com* ... rated the No. 8 wide receiver nationally by *Scout.com* ... rated the No. 5 wide receiver nationally by *247sports.com* ... *SuperPrep* rated Johnson the No. 8 player and the No. 2 receiver in the state, as well as the No. 11 wideout nationally ... ranked No. 6 on the *Austin American-Statesman's Texas Fab 55* ... chose A&M over Oregon, USC, Notre Dame, Texas and Miami (Fla.).

PERSONAL: Thomas Johnson is the son of Robert Johnson and Linda Hanks ... born April 18, 1994.



POLO MANUKAINIU

Eules, Texas
Trinity HS

DL
6-5
255
Fr-HS

HIGH SCHOOL: Coached by Steve Lineweaver at Eules Trinity HS ... two-time All-District 6-5A defensive end ... helped Trinity to an undefeated regular season and the third round of the Class 5A Div. I playoff by compiling 43 tackles and 1.5 quarterback sacks as a senior ... as a junior, he compiled 60 tackles, including five quarterback sacks ... 4-star prospect by *ESPN* and *247sports.com* ... *ESPNU* rated Manukainiu as the No. 33 defensive end in the nation ... rated the No. 16 strongside defensive end in the nation by *247sports.com* ... 3-star prospect by *Scout.com* and *Rivals.com* ... ranked No. 39 defensive end nationally by *Scout.com* ... No. 30 defensive end nationally by *Rivals.com* ... ranked the No. 39 overall player and the No. 5 defensive end in the state of Texas by *SuperPrep*.

PERSONAL: Polo Manukainiu is the son of Lima Uhatafe ... born Jan. 22, 1994.



MIKE MATTHEWS

Missouri City, Texas
Elkins HS

OL
6-3
260
Fr-HS

HIGH SCHOOL: Coached by Dennis Brantley at Elkins HS ... Army All-American ... named second-team All-American by *Sports Illustrated* ... earned All-Greater Houston honors from the *Houston Chronicle* as a senior ... honorable mention Class 5A all-state honors in 2011 ... two-time All-District 23-5A selection after registering 60 "pancake" blocks as a junior and senior ... recorded 27 "pancakes" and didn't allow a quarterback sack as a senior ... as a junior, he posted 33 "pancakes" and just one sack allowed ...

ESPN ranked him as the No. 7 center nationally in 2011 ... 4-star prospect by *Rivals.com* and *247sports.com* ... ranked No. 2 center nationally by *Rivals.com* ... rated No. 32 player and No. 5 offensive lineman in Texas by *SuperPrep* ... ranked No. 28 on the *Austin American-Statesman's Texas Fab 55* ... Matthews chose A&M over offers from Arizona, Texas Tech, LSU, and USC.

PERSONAL: Michael Matthews is the son of Carrie and Bruce Matthews of Sugar Land, Texas ... born January 27, 1994 ... his father, Bruce, was inducted into the NFL Hall of Fame in 2007 after an illustrious 19-year career with the Houston Oilers and Tennessee Titans, and currently serves as an assistant coach with the Titans ... his oldest brother, Kevin, was a two-year starter at center for the Aggies (2008-09) ... another brother, Jake, has started the past two seasons at offensive tackle for the Aggies.



JULIEN OBIOHA

New Orleans, La.
Brother Martin HS

DL
6-4
255
Fr-HS

HIGH SCHOOL: Coached by Mark Bonis at Brother Martin HS in New Orleans, La. ... earned first-team Class 5A All-Louisiana honors by the Louisiana Sports Writers Association in 2011 ... racked up 59 tackles and six quarterback sacks in his first season as a defensive tackle in 2011 ... rated a 3-star prospect by *ESPNU*, *247sports.com*, *Scout.com* and *Rivals.com* ... ranked the No. 26 strongside defensive end nationally by *247sports.com* ... ranked the No. 51 defensive end nationally by *ESPNU* ... rated the No. 26 prospect in Louisiana ... ranked by *SuperPrep* as the No. 19 player and the No. 4 defensive end in Louisiana ... chose to attend A&M over offers from Cal, Nebraska, Mississippi State, Northwestern, Arizona, Pittsburgh and Baylor.

PERSONAL: Julien Obioha is the son of Pius and Catherin Obioha ... born July 7, 1994.



EDWARD POPE

Carthage, Texas
Carthage HS

ATH
6-2
170
Fr-HS

HIGH SCHOOL: Coached by Scott Surratt at Carthage HS ... U.S. Army All-American ... *SuperPrep* All-American ... was a first-team All-State pick on offense and a third-team selection on defense in 2011 ... Earned first-team All-East Texas honors on offense and defense by the *Longview News-Journal* ... As a receiver, Pope caught 76 passes for 1,233 yards and 17 touchdowns as a senior in 2011 ... rated a 4-star prospect by *247sports.com* and *Rivals.com* ... ranked the No. 17 athlete nationally by *Rivals.com* ... ranked the No. 16 athlete nationally by *247sports.com* ... ranked the No. 30 safety nationally by *ESPNU* ... ranked the No. 33 safety nationally by *Scout.com* ... rated a 3-star recruit by *ESPNU* and *Scout.com* ... *SuperPrep* ranked him the No. 25 player and No. 2 safety in Texas, and also rated him as the No. 23 defensive back in its national 290 list ... chose A&M over TCU, LSU, Missouri, Baylor and Arkansas.

PERSONAL: Edward Pope is the son of Jeffery Pope ... born Feb. 10, 1994.



EDMOND RAY

St. Louis, Mo.
Ritenour HS

DL
6-5
290
Fr-HS

HIGH SCHOOL: Coached by Hoyt Gregory at Ritenour HS in St. Louis, Mo. ... *SuperPrep* All-American ... was named the 2011 All-Metro Defensive Player of the Year by the *St. Louis Post Dispatch* ... ranked No. 6 prospect in the *St. Louis Dispatch Super 30* ... was a Suburban North all-conference first-team selection on offense and defense ... earned first-team all-state honors after racking up a team-high 109 tackles, along with three sacks and an interception as a senior in 2011 ... as a junior in 2010, Ray posted 73 tackles and eight sacks ... rated a 3-star recruit by *Rivals.com*, *Scout.com*, *ESPN* and *247sports.com* ... ranked No. 26 defensive tackle nationally by *Scout.com* ... ranked No. 47 defensive tackle nationally by *247sports.com* ... ranked No. 68 defensive tackle by *ESPN* ... rated No. 23 recruit in the Midlands area by *SuperPrep* ... No. 37-ranked defensive lineman on *SuperPrep's* All-America 290 list ... chose A&M over Missouri, Illinois, Iowa, Kansas and Kansas State.




MICHAEL RICHARDSON

DeSoto, Texas
DeSoto HS

DL
6-2
230
Fr-HS

HIGH SCHOOL: Coached by Claude Mathis at DeSoto HS ... Offense-Defense All-American ... earned Class 5A second-team All-State honors by the *Associated Press* ... named Defensive MVP of District 11-5A after posting 60 tackles, 10 tackles for loss, 13 sacks, three forced fumbles, four fumble recoveries and three interceptions as a senior in 2011 ... as a junior, Richardson compiled 60 tackles and four sacks to earn second-team All-District honors ... rated a 4-star prospect by *ESPN* and *247sports.com* ... ranked the No. 21 defensive end nationally by *ESPN*, and the No. 16 weakside defensive end by *247sports.com* ... *Rated a 3-star recruit by Rivals.com and Scout.com* ... *SuperPrep* rated him the No. 46 player overall and the No. 7 defensive end in Texas ... ranked No. 27 on the *Austin American-Stateman's* Texas Fab 55 ... chose A&M over offers from Oklahoma State, Baylor, Tennessee, and Texas Tech.

PERSONAL: Michael Richardson is the son of Rachel Richardson and Tasha Thomas ... born January 23, 1994.



JORDAN RICHMOND

Denton, Texas
Denton HS

LB
6-3
225
Fr-HS

HIGH SCHOOL: Coached by Joey Florence at Denton Ryan HS ... earned all-state mention as a junior and a senior ... received first-team All-District 14-4A honors and Class 4A All-State honorable mention after recording 75 tackles, nine tackles for loss and three interceptions in 2011 ... earned third-team All-State honors from the Texas Sports Writers Association and honorable mention All-State honors from the *Associated Press* after compiling 134 tackles, 20 tackles for loss and four pass break ups as a junior in 2010 ... rated a 4-star prospect by *ESPN*, *247sports.com* and *Rivals.com* ... selected to the *ESPN* 150 at No. 103 overall and the No. 8 ranked outside linebacker ... rated the No. 26 outside linebacker nationally by *Rivals.com*, and was the No. 30 OLB by *Scout.com* ... *SuperPrep* put him in their All-American 290 as the No. 39 LB, and he was listed as the No. 30 player overall and the No. 4 linebacker in Texas ... chose A&M over offers from Arkansas, Stanford, and Arizona.

PERSONAL: Jordan Richmond is the son of Larry and Carmen Richmond ... born January 6, 1994.



TYRONE TAYLOR

Houston, Texas
Galena Park HS

DE
6-3
210
Fr-HS

HIGH SCHOOL: Coached by Ray Zepeda at Galena Park HS ... named District 19-4A Defensive MVP as a senior in 2011 ... earned second-team All-Greater Houston honors by the *Houston Chronicle* in 2011 ... named first-team All-District 19-4A as a junior in 2010 ... rated a 4-star prospect by *ESPN* and *247sports.com*, and 3-star recruit by *Rivals.com* and *Scout.com* ... ranked the No. 25 defensive end nationally by *ESPN* ... rated the No. 21 weakside defensive end nationally by *247sports.com* ... *SuperPrep* ranked him at No. 110 overall and the No. 12 defensive end in Texas ... ranked No. 44 on the *Austin American-Stateman's* Texas Fab 55 ... chose Texas A&M over SMU.

PERSONAL: Tyrone Taylor is the son of Kimberly Taylor of Galena Park, Texas ... His brother, Tyrell, signed with the Aggies in 2011 and saw action as a true freshman ... born December 7, 1992.





KIMO TIPOTI

Hurst, Texas
L.D. Bell HS

OL
6-3
330
Fr-HS

HIGH SCHOOL: Coached by Mark Smith at L.D. Bell HS in Hurst, Texas ... Offense-Defense All-American ... Earned first-team Super Team honors from the *Fort Worth Star-Telegram* after grading out at 85 percent with 63 "pancake" blocks as a senior in 2011 ... Tipoti didn't allow a quarterback sack in 2011 ...also earned All-District 6-5A honors in 2011 ... received second-team Super Team honors from the *Star-Telegram* as a junior in 2010 ... 4-star prospect by *ESPN*, which rated Tipoti as the No. 42 offensive tackle nationally ... rated the No. 26 offensive guard nationally by *Scout.com* ... *Rivals.com* rated Tipoti the No. 22 offensive guard in the nation ... rated the No. 62 overall player in Texas and the No. 10 offensive lineman from the state ... chose A&M over interest from Oklahoma, Houston, SMU, Texas Tech, and Purdue.

PERSONAL: Kimo Tipoti is the son of Tipoti and Filipina Tipoti ... born December 2, 1993.




ALONZO WILLIAMS

Long Beach, Calif.
Polytechnic HS

DL
6-4
248
Fr-HS

HIGH SCHOOL: Coached by Raul Lara at Long Beach (Calif.) Poly HS ... received first-team All-Area honors by Southern California Prep, and was named to the second-team defense on the south Los Angeles County squad by *ESPNHS* in 2011 ... posted 100 tackles, including 12 quarterback sack and a fumble recovery, as a senior at Long Beach Poly in 2011 ... played in the Rising Star game during the Cal-State Game weekend ... attended Abbeville (La.) HS as a junior where he lined up at defensive end and tight end ... rated a 3-star prospect by *ESPN*, *Rivals.com*, *247sports.com* and *Scout.com* ... *ESPN* ranked Williams the No. 64 defensive end in the nation ... ranked the No. 51 overall player and No. 4 defensive end prospect from California ... chose A&M over USC, UCLA and Washington.

PERSONAL: Alonzo Williams is the son of Chris Lee and Yvette Levy ... born July 12, 1993.



TREY WILLIAMS

Spring, Texas
Dekaney HS

RB
5-8
175
Fr-HS

HIGH SCHOOL: Coached by Willie Amendola at Dekaney HS in Spring, Texas ... 2011 *Parade* All-American ... 2011 *Sports Illustrated* All-American ... 2011 U.S. Army All-American ... 2011 *SuperPrep* All-American ... 2011 Houston Touchdown Club Player of the Year finalist ... earned Class 5A Offensive Player of the Year honors and was named to the first-team All-State team ... first-team All-Texas by *Dave Campbell's Texas Football* (Winter 2012 edition) ... All-Greater Houston Offensive Player of the Year by the *Houston Chronicle* ... finished his senior season with 447 carries for 3,890 yards and 48 touchdowns, along with 10 kickoff returns for 346 yards and 2 scores, and six punt returns for 113 yards and another TD ... as a junior, he rushed for 2,290 yards and 20 touchdowns on 251 carries, which earned him Class 5A second-team All-State honors and the District 13-5A MVP award ... as a sophomore, he rushed for 1,930 yards and 18 TDs, and was named New-comer of the Year in District 13-5A ... finished his high school career with 8,110 yards and 86 touchdowns on 935 carries ... ranked No. 56 on the *ESPN* 150, and also rated the No. 5 running back ... ranked No. 15 nationally by *Rivals.com*, and also rated the No. 3 running back ... rated a 5-star recruit by *Rivals.com*, *247sports.com* and *Rivals.com* ... rated the No. 2 all-purpose running back in the nation by *247sports.com* ... *SuperPrep* rated him as the No. 8 player in the nation in their Elite 50, as well as the No. 2 RB in the All-American 290 ... Rated the No. 3 overall player in the state by *SuperPrep* ... ranked No. 3 on the *Austin American-Statesman's* Texas Fab 55 ... chose A&M over offers from Alabama, Arkansas, Auburn, LSU, and Miami.

PERSONAL: Trey Williams is the son of Phillip and Donna Williams ... born Dec. 11, 1992.



2012 signee Matt Davis enrolled at Texas A&M in January and went through spring drills with the Aggies



TEXAS A&M[®]
2012 FOOTBALL



**S
T
A
F
F**



NEW COACH. NEW CONFERENCE. SAME 12TH MAN.



HEAD COACH

KEVIN SUMLIN

Purdue '86

► **FIRST SEASON AT TEXAS A&M**

► **FIFTH SEASON AS A HEAD COACH**



Two-time national coach of the year finalist Kevin Sumlin was named head football coach at Texas A&M on Dec. 10, 2011, and will lead the Aggies into the Southeastern Conference in 2012.

Sumlin comes to Texas A&M after a successful stint as head coach at the University of Houston, where he led the Cougars to a school-record 12 victories and the program's highest finish in the Bowl Championship Series standings in 2011. Sumlin was named the Region 5 Coach of the Year by the American Football Coaches Association in 2011 and was one of five finalists for the AFCA's National Coach of the Year award.

During his time at UH, Sumlin posted a 35-17 overall record and led the Cougars to three bowl games. Sumlin led the Cougars to berths in the 2011 Ticket Center Bowl and the 2008 and 2009 Bell Helicopter Armed Forces Bowls.

His final season in Houston was one of the finest in the history of the Cougar football program. Sumlin's Cougars raced through the regular season with a perfect 12-0 record before falling in the Conference-USA Championship to Southern Miss. The Cougars led the nation in passing, total and scoring offense and featured the nation's leader in passing and total offense, quarterback Case Keenum. UH set NCAA FBS team records for total offense and passing yards.

His lone UH squad to not reach a bowl game was in 2010. The Cougars entered the season with high expectations but injuries to their top two quarterbacks, including Keenum, contributed to a 5-7 campaign.

In 2009, Sumlin was a finalist for the Paul "Bear" Bryant National Coach of the Year Award after leading the Cougars to a 10-4 record, which included wins over No. 5-ranked Oklahoma State in Stillwater, Okla., and BCS conference teams Texas Tech and Mississippi State. Statistically, the University of Houston led the nation in passing offense (433.7), total offense (563.4) and scoring offense (42.2). Houston also became just the third team in NCAA history to post a 5,000-yard passer and three 1,000-yard receivers in one season, and the 1,000-yard receiving trio marked just the fourth time the feat had been accomplished in NCAA history.



Taking over the reins of the UH program in December 2007, Sumlin guided the Cougars to an 8-5 record in 2008 and became the first UH coach in 28 years to lead his team to a bowl victory, as Houston topped Air Force 34-28 in the Armed Forces Bowl. When hired at UH, he became the first African-American head football coach at a NCAA Division I school in the state of Texas. He was one of only 10 first-year Football Bowl Subdivision coaches to guide his team to a bowl game and one of only six to win the bowl contest.

Sumlin went to Houston after seven seasons as an assistant coach and offensive coordinator in the Big 12 conference. Sumlin spent five seasons at the University of Oklahoma under head coach Bob Stoops, where he served as both the co-offensive coordinator/wide receivers coach (2006-07) and special teams coordinator/tight ends coach (2003-05).

Before his arrival in Norman, Sumlin spent two seasons at Texas A&M under head coach R.C. Slocum, where he served as the assistant head coach, offensive coordinator and wide receivers coach for the Aggies (2001-2002).

During his previous stint in Aggieland, Sumlin coached several of the top receivers in school history, including Bethel Johnson, Terrence Murphy and Jamaar Taylor who still rank in the top 10 in career catches and receiving yards.

Early in the 2002 season, Slocum promoted Sumlin to offensive play-caller after the Aggie offense struggled in the first three games of the season. With Sumlin calling the plays, the Aggie offense flourished, averaging 33.0 points and 419 yards per game for the remainder of the season after posting just 16.0 points and 286 yards per game previously. A highlight of the season including a 30-26 win over top-

**S
T
A
F
F**

SUMLIN FILE

PERSONAL

BORNAug. 3, 1964
HOMETOWNIndianapolis, Ind.
WIFECharlene
CHILDRENdaughters Courtney and Shelby;
 sons Jackson and Joey

EDUCATION

HIGH SCHOOL ...Brebeuf Jesuit Prep
COLLEGEPurdue: Bachelor's degree
 in Criminology and Criminal
 Justice, 1988

PLAYING EXPERIENCE

1983-86Purdue, Honorable-mention
 All-Big Ten Linebacker

COACHING EXPERIENCE

2011- PRES. ...Texas A&M, head coach
2008-11Houston, head coach
2006-07Oklahoma, co-offensive
 coordinator/wide receivers
2003-05Oklahoma, special teams coord-
 inator/tight ends
2002Texas A&M, assistant head
 coach/offensive coordinator/
 wide receivers
2001Texas A&M, assistant head
 coach/wide receivers
1998-00Purdue, assistant coach/
 wide receivers
1997Minnesota, assistant coach/
 quarterbacks
1993-96Minnesota, assistant coach/
 wide receivers
1991-92Wyoming, assistant coach/wide
 receivers
1989-90Washington State, graduate
 assistant coach

POSTSEASON EXPERIENCE

2011Ticket Center Bowl (Houston)
2009Bell Helicopter Armed Forces
 Bowl (Houston)
2008Bell Helicopter Armed Forces
 Bowl (Houston)
2008Fiesta Bowl (Oklahoma)
2007Fiesta Bowl (Oklahoma)
2005Holiday Bowl (Oklahoma)
2005Orange Bowl (Oklahoma)
2004Sugar Bowl (Oklahoma)
2002GalleryFurniture.com Bowl
 (Texas A&M)
2002Rose Bowl (Purdue)
2000Outback Bowl (Purdue)
1998Alamo Bowl (Purdue)
1984Peach Bowl (Purdue - player)



**S
T
A
F
F**

ranked Oklahoma with the Aggies gaining 404 total yards to key the victory.

His coaching career has seen stops at his alma mater, Purdue (1998-2001), Minnesota (1993-97) and Wyoming (1991-92).

Purdue's 1998 receivers set school records with 377 receptions for 4,208 yards and 43 touchdowns. The Boilermakers' Chris Daniels set a Big Ten record with 121 catches and recorded another Big Ten record with 21 receptions in one game.

In addition to Stoops and Slocum, Sumlin served as an assistant coach under Joe Tiller at Purdue and Wyoming, Jim Wacker at Minnesota, Glen Mason at Minnesota and Mike Price at Washington State.

Sumlin has coached in 11 bowl games, including all four BCS games. In addition to his two bowl games at UH, Sumlin has participated in the 2008 Fiesta, 2007 Fiesta, 2005 Holiday, 2005 Orange, 2004

Sugar at Oklahoma, the 2002 GalleryFurniture.com at A&M, and the 2002 Rose, 2000 Outback, 1998 Alamo at Purdue.

A four-year letterman as a linebacker at Purdue from 1983-86, Sumlin finished his career as one of the top tacklers in Boilermaker history. He was named to Sports Illustrated's All-America walk-on list as a freshman after leading Purdue with 91 tackles.

He earned honorable mention All-Big Ten honors as a senior while ranking fifth in the league with 114 tackles, and helped lead Purdue to the Peach Bowl.

The Indianapolis native graduated from Purdue in 1988 with a bachelor's degree in both criminology and criminal justice. Sumlin and his wife Charlene have four children: daughters Courtney and Shelby, and sons Jackson and Joey.

SUMLIN THROUGH THE YEARS



WYOMING 1991-92



MINNESOTA 1993-97



PURDUE 1998-2000



PURDUE 1983-86



HOUSTON 2008-11



OKLAHOMA 2003-07



TEXAS A&M 2001-02

S
T
A
F
F

SUMLIN'S RECORD AS A HEAD COACH

2008

University of Houston
(8-5 • 6-2 C-USA/3rd in West)

AUGUST

30 W 55-3 Southern

SEPTEMBER

6 L 37-56 at Oklahoma State

13 L 28-31 vs. Air Force (Dallas)

20 L 25-28 at Colorado State

27 W 41-24 * at #23/RV East Carolina

OCTOBER

8 W 45-20 * UAB

18 W 44-38 * at SMU

28 L 23-37 * at Marshall

NOVEMBER

8 W 42-34 * Tulane

15 W 70-30 * #25/24 Tulsa

22 W 42-37 * UTEP

29 L 42-56 * at Rice

DECEMBER

31 W 34-28 vs. Air Force

Bell Helicopter Armed Forces Bowl – Fort Worth, Texas

2009

University of Houston
(10-4 • 6-2 C-USA/t1st in West)

SEPTEMBER

5 W 55-7 Northwestern State

12 W 45-35 at #5/6 Oklahoma State

26 W 29-28 Texas Tech

OCTOBER

3 L 41-58 * at UTEP

10 W 31-24 at Mississippi State

17 W 44-16 * at Tulane

24 W 38-15 * SMU

31 W 50-43 * Southern Miss

NOVEMBER

7 W 46-45 * at Tulsa

14 L 32-37 * at UCF

21 W 55-14 * Memphis

28 W 73-14 * Rice

DECEMBER

5 L 32-38 at East Carolina

Conference USA Championship Game – Greenville, N.C.

31 L 20-47 vs. Air Force

Bell Helicopter Armed Forces Bowl – Fort Worth, Texas

2010

University of Houston
(5-7 • 4-4 C-USA/3rd in West)

SEPTEMBER

4 W 68-28 Texas State

10 W 54-24 * UTEP

18 L 13-31 at UCLA

25 W 42-23 * Tulane

OCTOBER

9 L 24-47 Mississippi State

16 L 31-34 * at Rice

23 W 45-20 * at SMU

30 W 56-17 * at Memphis

NOVEMBER

5 L 33-40 * UCF

13 L 25-28 * Tulsa

20 L 41-59 * at Southern Miss

27 L 20-35 at Texas Tech

2011

University of Houston
(*13-1 • 8-0 C-USA/1st in West)

SEPTEMBER

3 W 38-34 UCLA

10 W 48-23 at North Texas

17 W 35-34 at Louisiana Tech

24 W 56-0 Georgia State

29 W 49-42 * at UTEP

OCTOBER

8 W 56-3 * East Carolina

22 W 63-28 * Marshall

27 W 73-34 * Rice

NOVEMBER

5 W 56-13 * at UAB

10 W 73-17 * at Tulane

19 W 37-7 * SMU

25 W 48-16 * at Tulsa

DECEMBER

3 L 28-49 Southern Miss

Conference USA Championship Game – Houston, Texas

JANUARY

1 *W 30-14 Penn State

TicketCity Bowl, Fort Worth, Texas

* – Kevin Sumlin resigned as UH head coach on Dec. 10, 2011 and did not coach the Cougars in the bowl game. His overall record does not reflect the victory.

OFFENSIVE COORDINATOR / QUARTERBACKS

KLIFF KINGSBURY



Texas Tech '01

► **FIRST SEASON AT TEXAS A&M**

► **SIXTH SEASON AS A COACH**

*One of the nation's
brightest young
assistant coaches,*



*former Texas Tech quarterback
Kliff Kingsbury is in his first season
as offensive coordinator and quarter-
backs coach at Texas A&M.*

Kingsbury comes from the University of Houston where he played a key role in the Cougars' record-setting 13-victory season in 2011. The Cougars finished 2011 with a 13-1 record and posted the program's highest final BCS finish in school history.

Kingsbury served as offensive coordinator and QB coach for the Cougars, and was named Offensive Coordinator of the Year by FootballScoop.com. The Cougars led the nation in total offense, passing offense and scoring in 2011, while record-setting quarterback Case Keenum placed seventh in the Heisman Trophy voting and won the Sammy Baugh Award.

With Kingsbury calling the offensive plays, the Cougars averaged 599.1 total yards per game, including 450.1 through the air, while scoring over 49 points per game. The Cougars scored over 70 points in two games in 2001, and finished the year with a 30-14 win over Penn State in the Ticket City Bowl.

Kingsbury was instrumental in the continued development of Keenum, who finished his illustrious career as the most prolific passer in NCAA FBS history. In his one season with Kingsbury as his QB coach, Keenum completed 428-of-604 passes for 5,631 yards and 48 touchdowns, all NCAA FBS bests.

In his first season as quarterbacks coach in 2010, Kingsbury prepped a true freshman signal caller David Piland to an average of 330.1 yards passing per game, which ranked No. 3 nationally. He was named to the Sporting News Freshman All-American team.

After an eight-year professional football career, Kingsbury entered the coaching ranks in the spring of 2008 when he joined Sumlin's staff as an offensive quality control assistant. A sixth-round draft pick in 2003 by the New England Patriots, Kingsbury played for five NFL teams and also saw action in the Canadian Football League and the All-American Football League.



Kingsbury was drafted by Bill Belichick and the Patriots after a record-setting career at Texas Tech. Kingsbury received multiple honors including Associated Press Big 12 Offensive Player of the Year as a quarterback for the Red Raiders. In addition, he set 39 school records, 16 Big 12 marks and 17 NCAA records during his career. As a senior he was awarded the Sammy Baugh Trophy, annually presented to the nation's best college quarterback.

The first in a long line of record-setting Texas Tech quarterbacks under then-head coach Mike Leach, Kingsbury recorded more than 12,000 passing yards and total offense including over 1,000 pass completions making him only the third player in NCAA history to accomplish all three. Kingsbury also excelled in the classroom as he was one of 14 collegiate football players to receive a post-graduate scholarship from the National Football Foundation and Hall of Fame as he also garnered Academic Player of the Year honors in 2002.

A native of New Braunfels, Texas, Kingsbury graduated from Texas Tech in 2001 with a bachelor's degree in management.

KINGSBURY FILE

PERSONAL

BORN.....Aug. 9, 1979

HOMETOWN.....New Braunfels, Texas

EDUCATION

HIGH SCHOOL....New Braunfels

COLLEGE.....Texas Tech, bachelor's degree in management, 2001

PLAYING EXPERIENCE

2008Team Texas (All-American Football League)

2007Winnipeg Blue Bombers (CFL), Montreal Alouettes (CFL)

2006Buffalo Bills, Cologne Centurions (NFL Europe)

2005Denver Broncos, New York Jets

2004-05New Orleans Saints

2003-04New England Patriots

1998-02Texas Tech

COACHING EXPERIENCE

2012- PRES.....Texas A&M (offensive coordinator/quarterbacks)

2010-11Houston (co-offensive coordinator/quarterbacks)

2008-09Houston (offensive quality control assistant)

POSTSEASON EXPERIENCE

2011Ticket City (Houston)

2009Bell Helicopter Armed Forces (Houston)

2008Bell Helicopter Armed Forces (Houston)

**S
T
A
F
F**



DEFENSIVE COORDINATOR

MARK SNYDER



One of the most

respected defensive minds in college football, Mark Snyder was hired as Texas A&M's defensive coordinator in 2012 by head coach Kevin Sumlin.

Marshall '88

► **FIRST SEASON AT TEXAS A&M**

► **25TH SEASON AS A COACH**

A former head coach and veteran defensive coordinator with multiple national championships on his resumé, Snyder came to College Station after coordinating South Florida's defense for the previous two seasons.

In addition to his time at USF, Snyder's impressive resumé includes a five-year stint as head coach at his alma mater, Marshall University, and a stay as defensive coordinator under Jim Tressel at Ohio State and Youngstown State.

Prior to joining the USF staff, Snyder coached the Thundering Herd from 2005-09. He became the 28th head football coach for the Thundering Herd on April 14, 2005.

Snyder's first season at Marshall had plenty of highlights. It marked the emergence of sophomore running back Ahmad Bradshaw (now with the New York Giants), who finished the season with 997 yards rushing (tops among underclassmen in Conference USA) en route to earning second-team All-C-USA honors.

In addition, the Thundering Herd set a school single-game attendance record with a crowd of 36,914 for the Kansas State contest on September 10, 2005 and in the spring of 2006 set a Green & White Game record with 17,346 fans. The former Marshall standout led one of the youngest Thundering Herd teams on record, one that lost 25 seniors from the previous year and had only six returning starters, to a 4-7 overall and 3-5 conference mark in his first season - Marshall's first in the highly competitive Conference USA.

In Snyder's second season, he saw Bradshaw return at running back and receivers Marcus Fitzgerald (brother of Arizona Cardinals standout Larry Fitzgerald) and Hiram Moore have breakout



seasons. Snyder's second season saw a bit more production, after a loss to West Virginia in the annual rivalry game to start the season. The Herd posted a 5-7 record and a 4-4 conference record, including a 4-1 mark at home. The marquee victory of the season was over UTEP, which was led by Jordan Palmer at quarterback. Bradshaw rushed for 261 yards and five touchdowns in that conference victory.

SNYDER FILE

PERSONAL

BORNDec. 30, 1964

HOMETOWNSouth Point, Ohio

WIFEBeth

CHILDREN.....Chelsea, Lindsay, and Shaylee

EDUCATION

HIGH SCHOOL ..Ironton

COLLEGEMarshall University, bachelor's in sport management and marketing, 1988

PLAYING EXPERIENCE

1979-83Four-year letterwinner, quarterback, Ironton HS

1987One-year letterwinner, free safety, Marshall

COACHING EXPERIENCE

2012-PRES......Texas A&M (defensive coordinator)

2010-11South Florida (defensive coordinator/linebackers)

2005-09Marshall (head coach)

2004Ohio State (defensive coordinator)

2001-03Ohio State (linebackers)

1997-2000Minnesota (defensive ends)

1996Youngstown State (defensive coordinator/secondary)

1994-95Youngstown State (inside linebackers/special teams)

1991-93Youngstown State (outside linebackers)

1990UCF (linebackers)

1989UCF (graduate assistant)

POSTSEASON EXPERIENCE

2010Meineke Car Care (USF)

2004Alamo (Ohio State)

2003Fiesta (Ohio State)

2002Fiesta (Ohio State)

2001Outback (Ohio State)

1999Sun (Minnesota)

**S
T
A
F
F**

SNYDER FILE

PROMINENT PLAYERS COACHED

AHMAD BRADSHAW	New York Giants
BOBBY CARPENTER	Dallas Cowboys, Detroit Lions
DEREK DEVINE	Seattle Seahawks, Washington Redskins
TYLER EVERETT	Chicago Bears
SIMON FRASER	Cleveland Browns, Atlanta Falcons
WILLIE "CIE" GRANT	New Orleans Saints
A.J. HAWK	Green Bay Packers
DOUG LEGURSKY	Pittsburgh Steelers
QUINN PITCOCK	Indianapolis Colts
ROB REYNOLDS	Tennessee Titans
JAY RICHARDSON	Oakland Raiders
KARON RILEY	Atlanta Falcons, Chicago Bears
ANTHONY SCHLEGEL	New York Jets, Cincinnati Bengals
CODY SLATE	Kansas City Chiefs
C.J. SPILLMAN	San Diego Chargers
BOB SPITULSKI	Seattle Seahawks, St. Louis Rams
GREG (STYLEZ) WHITE ...	Tampa Bay Buccaneers
DONTE WHITNER	Buffalo Bills
MATT WILHELM	San Diego Chargers, San Francisco 49ers
JACQUIAN WILLIAMS	New York Giants
LAMANZER WILLIAMS ...	Miami Dolphins, Jacksonville Jaguars
ASHTON YOBOTY	Buffalo Bills

To begin Snyder's third season as Marshall head coach, the Thundering Herd started the season 0-7. However, the Herd won their final three home games of the season, including a 26-7 victory over Skip Holtz and then division-leading East Carolina.

In 2009, the Thundering Herd became bowl eligible for the first time since 2004 and finished the season with a 7-6 record. Snyder's squad defeated a talented Ohio team, 21-17, in the Little Caesars Pizza Bowl.

Snyder came to Marshall after four years as an assistant coach at Ohio State, including his last season there as the Buckeyes' defensive coordinator. In Snyder's four years at Ohio State, the Buckeyes posted a 40-11 overall record and tallied a 3-1 record in bowl games, including victories in the 2003 and 2004 Tostitos Fiesta Bowls.

Snyder helped develop a number of outstanding players at Ohio State, including All-Americans Matt Wilhelm, Cie Grant and A.J. Hawk. Both Wilhelm and Grant played key roles in Ohio State's 2002 National Championship before going on to become NFL Draft picks. Hawk led OSU with 141 tackles en route to becoming the No. 5 overall pick by the Green Bay Packers in the 2006 NFL Draft.

Snyder came to Ohio State from the University of Minnesota, where he spent four years coaching the Golden Gophers' defensive ends. While he was with the Golden Gophers, Minnesota's defense twice set school records for single-season sacks and averaged 40.7 sacks during a three-year span. Snyder helped develop Lamanzer Williams, who led the nation in sacks in 1997, and Karon Riley, the Big Ten Defensive Player of the Year in 2000. Williams, Riley and Greg "Stylez" White went on to successful careers in the NFL.

Prior to Minnesota, he also made stops at Marshall, Central Florida and Youngstown State.

The South Point, Ohio, native was an all-state selection for Ironton High School at quarterback and also played basketball and ran track. Snyder went on to play free safety at Marshall. In 1987, he led the Southern Conference with 10 interceptions, was second on the team with 124 tackles his senior year at Marshall. Along the way, he helped lead the Herd to a landmark come-from-behind win at Louisville and a berth in Marshall's first-ever NCAA Div. II championship game.

He captured honorable mention All-America honors and first-team All-Southern Conference honors that season as the Thundering Herd posted a 10-5 overall record and finished as national runner-up to Northeast Louisiana (43-42) in the 1987 Division 1-AA National Championship game. Snyder's 10 interceptions in 1987 still stand as the Marshall and Southern Conference single-season record.

Snyder graduated from Marshall in the spring of 1988 with a bachelor's degree in sport management and marketing before starting his coaching career the following fall as a student assistant for the Herd. He went to Central Florida the following year and spent two seasons at UCF, the first as a graduate assistant and the second as a part-time coach working with the linebackers.

In 1991, Snyder joined Tressel's Youngstown State staff as the outside linebackers coach. Snyder was given the added responsibility of special teams coordinator and inside linebackers coach in 1994 and was promoted to defensive coordinator and secondary coach in 1996. During his tenure at Youngstown State, the Penguins won three NCAA Division 1-AA national championships and played in four consecutive national championship games, facing Marshall in three of those contests (1991, 1992 and 1993).

Mark and his wife, the former Beth Molter who is a native of Ironton, Ohio, and a graduate of the University of Kentucky, have three daughters: Chelsea, Lindsay and Shaylee.



**S
T
A
F
F**

CO-DEFENSIVE COORDINATOR / SECONDARY

MARCEL YATES



Boise State '00

► **FIRST SEASON AT TEXAS A&M**

► **12TH SEASON AS A COACH**

The architect of Boise State's development into "DB-U,"

longtime Bronco coach

Marcel Yates was hired as co-defensive coordinator and secondary coach on Kevin Sumlin's first Texas A&M coaching staff in 2012.

Yates came to A&M from Boise State where he coached the defensive backs for nine seasons. Yates directed the entire secondary for the last six seasons, and added defensive pass game coordinator to his coaching responsibilities in 2011. He coached cornerbacks during his first three seasons with the Broncos.

With Yates coaching the Bronco secondary, five defensive backs were drafted by NFL teams in the last six years — Gerald Alexander (2nd round, Detroit Lions, 2007), Orlando Scandrick (5th round, Dallas Cowboys, 2008), Kyle Wilson (1st round, New York Jets, 2010), Brandyn Thompson (7th round, Washington Redskins, 2011) and George Iloka (5th round, Cincinnati Bengals, 2012).

Yates' oversight of Boise State's defensive backs paid phenomenal gains. In 2010, the Bronco defense finished the season ranked fourth-nationally in pass defense (150.92), and was also second-nationally in both total defense (254.69) and scoring defense (12.77). Additionally, Boise State led the nation in sacks (3.69), ranked second in the country in both tackles-for-loss (8.38) and pass efficiency defense (95.19), and seventh-nationally in rushing defense (103.77) — leading the WAC in each category.

Three of the four starting members of his defensive backfield garnered all-conference recognition following 2010, with safeties Jeron Johnson and George Iloka each earning first-team honors and Thompson earning second-team accolades.

In 2009, the Bronco secondary accounted for 16 of Boise State's 24 interceptions. The Broncos were led by Wilson, who earned first-team All-WAC honors after recording 43 tackles and three interceptions, two of which were returned for touchdowns. Wilson was also voted second-team Associated Press All-America following his senior year.

In 2008, Yates led a Bronco secondary that recorded 17 of Boise State's 22 interceptions. Wilson led the way once again, earning first-team All-WAC honors after recording 35 tackles (26 unassisted), five interceptions and 15 pass break-ups. Wilson



ranked second in the WAC in interceptions and tied for 18th-nationally for passes defended.

Marty Tadman and Wilson earned first- and second-team All-WAC honors, respectively, in 2007. Tadman was also a second-team All-WAC selection and Defensive MVP of the Tostitos Fiesta Bowl in 2006, while Wilson was named Freshman All-American. Scandrick was also named to a pair of Freshman All-America teams after starting 12 of Boise State's 13 games.

Prior to joining the Bronco staff in 2003, Yates served as assistant secondary coach at Montana State in 2001-02. In his second season at MSU, the Bobcats won the program's first Big Sky Conference Championship and earned its first NCAA Division 1-AA playoff appearance in 18 years.

A four-year letterman for the Broncos at defensive back (1996-99), Yates had an outstanding freshman season, recording 70 tackles in 1996. Yates finished his career with 138 tackles (89 solo). Following the 1999 season he received the team's Denny Erickson Memorial Award for Valor. Yates received his bachelor's degree in social science from Boise State in 2000.

PRICE FILE

PERSONAL

BORNSept. 16, 1977

EDUCATION

COLLEGEBoise State, bachelor's degree in Social Sciences/ Public Affairs, 2000

PLAYING EXPERIENCE

1996-99Boise State (defensive back)

COACHING EXPERIENCE

2012-PRES.....Texas A&M (co-defensive coordinator/secondary)

2011Boise State (defensive pass game coordinator/secondary)

2006-10Boise State (secondary)

2003-05Boise State (cornerbacks)

2001-02Montana State (defensive assistant)

POSTSEASON EXPERIENCE

2011Las Vegas (Boise State)

2010Las Vegas (Boise State)

2009Fiesta (Boise State)

2008Poinsettia (Boise State)

2007Hawaii (Boise State)

2006Fiesta (Boise State)

2005MPC Computers

2004Liberty (Boise State)

2003Fort Worth (Boise State)

1999Humanitarian (Boise State - player)

**S
T
A
F
F**

ASSISTANT COACH / OFFENSIVE LINE

B.J. ANDERSON



Stephen F. Austin '97

► **FIRST SEASON AT TEXAS A&M**

► **16TH SEASON AS A COACH**

The veteran offensive line coach returns to Texas A&M where he served as a graduate assistant from 1999-2001, and where he first worked with Sumlin. During his three seasons at Houston, the Cougars posted double-digit wins twice, including 2011's school-record 13 victories and bowl triumph over Penn State.

Anderson coached five offensive linemen to All-Conference USA honors while paving the way for the Cougar offense that finished in the top 11 in total offense the past three seasons, and was the nation's most prolific offense in 2009 and 2011.

In Anderson's first season in 2009, the Cougars finished with a 10-4 overall record while winning the C-USA West Division with a 6-2 league mark, and along the way, earned a berth in a fifth-straight bowl game. En route to the 10-4 record, UH knocked off Texas Tech, No. 5 Oklahoma State and Mississippi State and were 4-0 in non-conference action. Statistically, the University of Houston led the nation in passing offense (433.7), total offense (563.4) and scoring offense (42.2). While protecting record-setting quarterback Case Keenum, the Cougars ranked third nationally in lowest pass attempts-to-sack ratio.

Despite a true-freshman quarterback at the helm in 2010 due an injury to Keenum, the UH offense ranked in the top five nationally in passing offense with 327.3 yards per game, and top 15 in total offense (480.5, 11th) and scoring offense (37.7, 13th).

Anderson's final season at Houston produced a 13-1 overall record and the highest BCS final ranking (No. 19) in school history. The Cougars swept through the regular season with a 12-0 record before falling to once-beaten Southern Miss in the C-USA Championship game. In UH's bowl win over Penn State, the Cougars jumped to 17-0 first-quarter lead and never looked back in a 30-14 victory. Houston finished the year leading the NCAA in total offense (599.0), passing offense (443.8) and scoring (50.8). Keenum, who finished seventh in Heisman



Trophy voting, led the nation in passing (392.2) and total offense (394.2).

Anderson arrived at Houston after spending three seasons at Sam Houston State coordinating the Bearkats' rushing game and coaching the offensive line. Anderson coached multiple All-Southland Conference linemen at Sam Houston and his offensive front cleared the way for the league's top rusher and Offensive Player of the Year D.D. Terry in 2006.

Prior to his stint at Sam Houston State, Anderson spent three seasons at Tarleton State, where the Texans compiled a 24-8 record. Tarleton State won division titles in the Lone Star Conference in both 2002 and 2003, advancing to the NCAA Division II national playoffs in 2003.

Anderson spent three seasons as a graduate assistant at Texas A&M, where he was responsible for instruction of the Aggies' offensive tackles and working with the scout team. During his time at A&M, the Aggies went to the Alamo, Independence and Galleryfurniture.com bowls.

B.J. Anderson

was hired as part of

Kevin Sumlin's first

staff at Texas A&M after mentoring

the offensive front for the record-

setting Houston Cougars' offense the

last three seasons.



ANDERSON FILE

PERSONAL

BORNSept. 3, 1974

HOMETOWN.....Van, Texas

WIFE.....Stacy

HOMETOWN.....Justus and Gage

EDUCATION

HIGH SCHOOL...Van

COLLEGEStephen F. Austin, bachelor's degree in kinesiology, 1997

COACHING EXPERIENCE

2012- PRES....Texas A&M (offensive line)

2009-11Houston (offensive line)

2005-08Sam Houston State (run-game coordinator/offensive line)

2002-04Tarleton State (offensive line)

1999-01Texas A&M (graduate assistant/offensive line)

1998Stephen F. Austin (tight ends)

1997Stephen F. Austin (graduate assistant/offensive line)

POSTSEASON EXPERIENCE

2011Ticket City (Houston)

2009Bell Helicopter Armed Forces (Houston)

2001GalleryFurniture.com (Texas A&M)

2000Independence (Texas A&M)

1999Alamo (Texas A&M)

A native of Van, Texas, Anderson is a 1997 graduate of Stephen F. Austin University with a bachelor's degree in kinesiology. Anderson helped coach the offensive line and tight ends for his alma mater in 1997 and 1998. Anderson and his wife, Stacey, have two sons, Justus and Gage.

S
T
A
F
F

ASSISTANT COACH / WIDE RECEIVERS



An offensive

DAVID BEATY

Lindenwood '94

► **FIRST SEASON AT TEXAS A&M**

► **19TH SEASON AS A COACH**

coordinator in his previous two stops, Texas native David Beaty joined Kevin Sumlin's first coaching staff as wide receivers coach in 2012.



A native of Garland, Texas, Beaty comes to Texas A&M after serving as offensive coordinator in stints at Kansas and Rice. The veteran coach has spent six seasons as a collegiate coach and 13 years in the high school ranks.

The 41-year old Beaty (pronounced BAY-tee) was the co-offensive coordinator and wide receivers coach at Kansas under Turner Gill last season, and helped develop one of Big 12's top all-purpose threat in wide-out D.J. Beshears.

Beaty returned to Kansas in 2011 after spending the 2010 season as the offensive coordinator at Rice, where he helped the team average 28.7 points and 375.3 yards per game. Prior to his second stint at Rice, Beaty was the wide receivers coach at Kansas during the 2008 and 2009 seasons.

While at KU, he helped receivers Kerry Meier and Dezmon Briscoe develop into NFL caliber players. Meier received All-Big 12 accolades in 2008 and 2009, while Briscoe was an All-American and first-team All-Big 12 pick in 2009. Both players finished their careers as the top two in KU history in career receptions and receiving yards.

In his first year at Kansas in 2008, he was responsible for one of the nation's top receiving duos in Briscoe and Meier. Both players registered more than 90 receptions and 1,000 yards in a record-setting season by both. Briscoe ranked fourth in the NCAA in receiving yards (108.23) and tied for 15th in receptions (7.08), while Meier tied for sixth in receptions (7.46) and 32nd in yards (80.38).

In 2008 five different KU players produced a total of 15 100-yard receiving games. Briscoe's 269 yards at Oklahoma was the top mark in the country during the year. Among the school records set by KU wide receivers in 2008 were season receptions (97 by Meier), game receptions (Briscoe and Meier each had 14), season yards (1,407 by Briscoe), game yards (269 at Oklahoma by Briscoe), and season touchdowns (15 by Briscoe).

Beaty spent the 2006 and 2007 seasons as the wide receivers coach at Rice. In 2006 he served as the team's passing game coordinator as the team made its first bowl appearance in 45 years at the



New Orleans Bowl. In 2007, Rice ranked 15th in the country in passing yards, averaging 293.1 yards passing per game.

He had two players - Jarett Dillard and James Casey - drafted by NFL teams following the 2007 season. Dillard, ranked in the top 25 nationally in both receptions per game and receiving yards per game in 2007. Dillard, an All-American and Biletnikoff finalist, led the nation in touchdown receptions (21) in 2006. Dillard was drafted by Jacksonville, while Casey was selected by the Houston Texans.

Prior to joining the Owls' staff, Beaty was a successful head coach at MacArthur (Irving, Texas) High School from 2002-05, where his teams posted a 33-11 record and won two district titles. He earned several coach of the year honors while at MacArthur.

Beaty began his coaching career as an assistant coach at Naaman Forest High School in Garland, Texas, from 1994-96. He was also an assistant at Garland High School from 1997-2000. Garland claimed the Class 5A Division II state title in 1999.

Beaty then assumed his first head coaching job at North Dallas High School in 2001. He coached there for one season, posting a 6-4 record, before taking over at MacArthur.

Beaty is a 1994 graduate of Lindenwood (St. Charles, Mo.) College, where he played football and served as a team captain from 1992-93. Beaty was a four-year starter at wide receiver and led the team in receptions for three

BEATY FILE

PERSONAL

HOMETOWN.....Garland, Texas

WIFE.....Raynee

CHILDREN.....Averie and Alexa

EDUCATION

HIGH SCHOOL...Garland

COLLEGE.....Lindenwood University,
Bachelor's Degree in
History/Education, 1994

PLAYING EXPERIENCE

1990-93.....Lindenwood University / Four-year starter at wide receiver / Team leader in receptions in 1991, 1992 and 1993 / Team Captain in 1992 and 1993

COACHING EXPERIENCE

2012-PRES.....Texas A&M (wide receivers)

2011.....Kansas (co-offensive coordinator/wide receivers)

2010.....Rice (offensive coordinator)

2008-09.....Kansas (wide receivers)

2006-07.....Rice (passing game coordinator/wide receivers)

2002-05.....Irving MacArthur HS (head coach/athletic coordinator)

2001.....North Dallas HS (head coach/athletic director)

1997-2000.....Garland HS (assistant coach/special teams WR)

1994-96.....Naaman Forest HS (assistant coach WR/QB/DB)

POSTSEASON EXPERIENCE

2008.....Insight (Kansas)

2006.....New Orleans (Rice)

straight seasons. He played both football and soccer at Garland (Texas) High School where he graduated in 1989.

Beaty and his wife, Raynee, have two daughters, Averie (12) and Alexa (7).

**S
T
A
F
F**

CLARENCE MCKINNEY



University of Mary '94

- ▶ **FIRST SEASON AT TEXAS A&M**
- ▶ **16TH SEASON AS A COACH**

A member of Kevin Sumlin's first coaching staff at Houston, Clarence McKinney joined Sumlin's initial staff at Texas A&M in 2012 and coaches the Aggie running backs and serves as recruiting coordinator.



A former coach at three Houston-area high schools, McKinney served as Houston's recruiting coordinator, in addition to overseeing the Cougar running backs. Prior to joining the UH staff, McKinney was the head coach at his alma mater, Yates High School, and an assistant at North Shore HS and Washington HS.

His four-year stay at the University of Houston was highly successful as the Cougars compiled a 36-17 record and played in three bowl games. UH posted double-digit wins twice during his stay, including 2011's school-record 13 victories and bowl triumph over Penn State.

Playing a large role in UH's 2011 campaign was the strong play of first-team All-Conference USA running back Charles Sims, who gained 7.5 yards per carry on his way to 821 yards and nine scores while also grabbing 51 passes for 575 yards.

In 2010, McKinney tutored Bryce Beall to first-team all-conference honors. Beall and Michael Hayes combined for 1,499 yards and 20 rushing touchdowns.

In 2009, Sims earned a spot on the C-USA All-Freshman Team after averaging 4.92 receptions per game, ranking third among FBS receiving running backs.

During his first year at Houston in 2008, McKinney guided Beall to C-USA Freshman of the Year Honors, in addition to his selection to the C-USA All-Freshman Team and being named an All C-USA Honorable Mention. Beall became the first freshman in UH history to rush for more than 1,000 yards.

Beall also was named the Most Valuable Player of the 2008 Bell Helicopter Armed Forces Bowl after rushing for 135 yards and one touchdown in a 34-28 win over Air Force.

Prior to joining Sumlin's staff at UH, McKinney served as head football coach at Jack Yates High School, compiling a winning record of 30-8 in three seasons. While at Yates he received several accolades, including being named a 2006



Gordon Wood 4A Coach of the Year Finalist and a 2007 Texans Coach of the Year Finalist.

Mckinney also served as an assistant football coach at North Shore High School (2003-05) and Booker T. Washington High School (1997-2003) where he was named the 2003 Houston Coaches Association Assistant Coach of the Year.

Under his leadership as head and assistant coach, McKinney helped many young men to receive scholarships to NCAA Division I schools and pursue their dreams of playing in the NFL.

McKinney played football three seasons at Montana State, before transferring to University of Mary where he received his bachelor's degree in elementary education. He later earned a master's degree in educational administration from Prairie View A&M in 2002.

McKinney and his wife, Jakmica, have three children, Britney, Atallah and Quran.

MCKINNEY FILE

PERSONAL

BORNDec. 26, 1970

HOMETOWNHouston, Texas

WIFEJakmica

CHILDRENBritney, Atallah and Quran

EDUCATION

HIGH SCHOOL ...Houston Yates

COLLEGEUniversity of Mary, bachelor's degree in elementary education, 1994
Prairie View A&M, master's degree in educational administration, 2002

PLAYING EXPERIENCE

1991-93University of Mary (quarterback/wide receiver)

1989-91Montana State (quarterback)

COACHING EXPERIENCE

2012-PRES. ...Texas A&M (running backs)

2010-11Houston (running backs/recruiting coordinator)

2008-09Houston (running backs)

2005-07Yates HS (head coach)

2003-05North Shore HS (assistant coach)

1997-03Booker T. Washington HS (assistant coach)

POSTSEASON EXPERIENCE

2011Ticket City (Houston)

2009Bell Helicopter Armed Forces (Houston)

2008Bell Helicopter Armed Forces (Houston)

STAFF



BRIAN POLIAN



John Carroll University '94

- ▶ **FIRST SEASON AT TEXAS A&M**
- ▶ **16TH SEASON AS A COACH**

Fresh off back-to-back BCS games with the Stanford Cardinal, Brian Polian became a part of Kevin Sumlin's first coaching staff at Texas A&M in 2012 and will coach the Aggies' tight ends and coordinate the special teams units.

Polian served as the Cardinal's special teams coordinator and safeties coach in both his seasons in Palo Alto, Calif., and took on the role of recruiting coordinator in 2011. Known as a tremendous recruiter, Polian was named one of the top recruiters in the country by Tom Lemming's / MaxPreps in November of 2011 and one of the best in the Pac 10 Conference in February of 2011 by *ESPN.com*.

Polian played a key role in the success of the Cardinal program, which finished 12-1 and No. 4 in 2010 and 11-2 and No. 7 in 2011. Polian coached all-conference placekickers both seasons at Stanford with Nate Whitaker taking first-team honors in 2010 and Jordan Williamson earning second-team honors in 2011. Also in 2010, linebacker Chike Amajoyi also garnered first team All-Pac-10 honors as a special teams player.



Before coaching at Stanford, Polian spent five seasons on the staff at Notre Dame where he headed up Notre Dame's special teams units while also holding coaching duties with the defensive backs and linebackers. A nominee for AFCA Assistant Coach of the Year honors in 2008, Polian helped the Irish to three bowl games, including two BCS bowls. He was named one of the top 20 recruiters in the country and the Big 10/Midwest Recruiter of the Year by Rivals.com, and a Top Three National Recruiter by Tom Lemming.

Throughout his tenure as special teams coordinator at Notre Dame, the Irish special teams were some of the best in the nation and recorded some of the top marks in recent school history. Notre Dame blocked or deflected 10 punts, 10 field goals and three PATs during his stay at South Bend. In addition, the Irish returned four punts and a kickoff for a touchdown.

Under his guidance, the Irish boasted the best kickoff coverage unit in the country in 2008, allowing just 16.5 yards per return. It was the best yards per return average by an Irish team since 1975. The Irish punt coverage unit shined as well, allowing just 6.0 yards per return.

In 2007, the Irish ranked 13th in the nation in net punting at 37.9 yards per game, marking the second straight season the team had finished in the top 15 nationally in that category.

Prior to Notre Dame, Polian served on the staff at Central Florida, where he coached the running backs and was recruiting coordinator. He mentored running back Alex Haynes, who be-

came the Golden Knights all-time leading rusher — finishing with 3,356 yards and 27 touchdowns.

Other coaching stops for Polian include Buffalo (2001-03, special teams coordinator/running backs), Baylor (1999-2000), Buffalo (1998) and Michigan State (1997).

Polian graduated from John Carroll University in Cleveland, Ohio, in 1997 with a bachelor's degree in history and later added a master's degree in education from Baylor in 2000.

A three-year letterman as a linebacker, he was named to the All-Ohio Athletic Conference team in 1996 and helped the 1994 and 1996 teams to top-10 finishes in the NCAA Division II rankings.

Polian's father, Bill, was longtime NFL executive with the Indianapolis Colts, Carolina Panthers and Buffalo Bills, and his older brother Chris, served as the Colts GM from 2009-11 and is now with the Atlanta Falcons. His younger brother Dennis also works in player personnel with the NFL.

He was a contributing author to the AFCA book, "A Complete Guide to Special Teams."

Born December 22, 1974, in the Bronx, N.Y., Polian and his wife, Laura, have one son, Aidan Doyle.

POLIAN FILE

PERSONAL

BORN.....Dec. 22, 1974

HOMETOWNThe Bronx, N.Y.

WIFELaura

CHILD.....Aidan Doyle

EDUCATION

COLLEGE.....John Carroll University, bachelor's degree in history, 1997

Baylor University, master's degree in education, 2000

COACHING EXPERIENCE

2012- PRES...... Texas A&M (special teams coordinator/ asst. coach/tight ends)

2011Stanford (special teams coordinator/ safeties/ recruiting coordinator)

2010..... Stanford (special teams coordinator/safeties)

2008-09 Notre Dame (special teams coordinator)

2007..... Notre Dame (inside linebackers/special teams)

2006..... Notre Dame (head special teams coach/ linebackers assistant)

2005..... Notre Dame (head special teams coach/ defensive backs assistant)

2004..... Central Florida (running backs/ recruiting coordinator)

2001-03 Buffalo (running backs/special teams coordinator)

1999-2000... Baylor (graduate assistant)

1998..... Buffalo (tight ends/assistant offensive line)

1997..... Michigan State (graduate assistant - offense, tight ends, offensive line)

POSTSEASON EXPERIENCE

2011Fiesta (Stanford)

2010Orange (Stanford)

2008Hawaii (Notre Dame)

2006Sugar (Notre Dame)

2005Fiesta (Notre Dame)

1997Aloha (Michigan State)

STAFF



ASSISTANT COACH / DEFENSIVE LINE

TERRY PRICE



Texas A&M '89

- **FIRST SEASON AT TEXAS A&M**
- **21ST SEASON AS A COACH**

Southeastern Conference coaching veteran Terry Price returned to his alma mater in 2012 as part of Kevin Sumlin's first coaching staff at Texas A&M.

A four-year letterman at Texas A&M in the late 1980s, Price will serve as the Aggies' defensive line coach. Price led the Aggies' defensive line in tackles as a junior and senior, and helped A&M to a pair of conference championships during his standout career. "He is an Aggie, an SEC coaching veteran, a terrific recruiter and an even better person," Sumlin said.

Price played under head coaches Jackie Sherrill and R.C. Slocum from 1986-89 and helped the Aggies to a 34-14 overall record. During his A&M career, the Aggies lost just three games on Kyle Field.

Price was drafted in the 10th round of the 1990 NFL Draft by the Chicago Bears, and he played two seasons in the NFL with the Bears and the Miami Dolphins. He returned to Aggieland to finish his degree in 1992, and he began his football coaching career on Slocum's staff.

After departing A&M, Price served one year at Western Kentucky in 1994 as strength coach and defensive line coach before leaving for Ole Miss to serve on Tommy Tuberville's staff with the Rebels from 1995-98 as defensive line coach. He moved with Tuberville to Auburn where he coached from 1999-2008. In 2009, Ole Miss' Houston Nutt hired Price to come back to Oxford to coach the Rebels in 2009-2011. Price had rejoined Tuberville in Lubbock with Texas Tech in December of 2011 before accepting the offer from Aggieland and Coach Sumlin.

His defensive line crews at both Ole Miss and Auburn were noted for getting pressure on the quarterback and creating havoc. The 2005 Auburn defensive line was best in the SEC in sacks and that included an 11-sack performance against archrival Alabama. Five of Price's defensive end pupils were NFL draft picks between 1999 and 2007.



A excellent recruiter, Price helped bring to the Auburn campus players such as Karlos Dansby (Miami Dolphins), Cadillac Williams (2004 All-American; 2005 NFL Rookie of the Year, current Carolina Panther) and Jonathan Wilhite (Denver Broncos).

Price is a 1992 graduate of Texas A&M with a bachelor's degree in sociology. Price was born in Atlanta, Ga., and played his high school football at Plano High School near Dallas, Texas. He is married to the former Kenya Hodges and the couple has two sons, Alexander and Devin.

PRICE FILE

PERSONAL

WIFE.....Kenya
 CHILDRENAlexander and Devin

EDUCATION

COLLEGETexas A&M, bachelor's degree in Sociology, 1992

PLAYING EXPERIENCE

1986-89Texas A&M

COACHING EXPERIENCE

2012-PRES.....Texas A&M (defensive line)
 2011 (DEC.) ...Texas Tech (defensive line)
 2009-11Mississippi (defensive line)
 1999-2008Auburn (defensive line)
 1995-98Mississippi (defensive line)
 1994Western Kentucky (defensive line/strength)
 1992-93Texas A&M (volunteer coach)

POSTSEASON EXPERIENCE

2009Cotton (Mississippi)
 2007Chick-fil-A (Auburn)
 2006Cotton (Auburn)
 2005Capital One (Auburn)
 2004Sugar (Auburn)
 2003Music City (Auburn)
 2002Capital One (Auburn)
 2001Peach (Auburn)
 2000Florida Citrus (Auburn)
 1998Independence (Mississippi)
 1997Motor City (Mississippi)
 1993Cotton (Texas A&M)
 1992Cotton (Texas A&M)
 1986Cotton (Texas A&M - player)
 1987Cotton (Texas A&M - player)
 1989John Hancock Sun (Texas A&M - player)

STAFF

ASSISTANT COACH / LINEBACKERS

MATT WALLERSTEDT



Kansas State '88

- ▶ **FIRST SEASON AT TEXAS A&M**
- ▶ **22ND SEASON AS A COACH**

A defensive coordinator in three previous



coaching stints, former Kansas State All-American Matt Wallerstedt will oversee the linebackers on Kevin Sumlin's Texas A&M coaching staff.

Wallerstedt comes from the U.S. Air Force Academy where he served under Falcons head coach Troy Calhoun for four seasons. He coordinated the Falcons' defense and was the associate head coach the past two seasons after coaching the inside linebackers and serving as assistant head coach in 2008-09. Air Force faced Sumlin's Houston Cougars twice in bowl games during Wallerstedt's time in Colorado Springs.

"Matt has done a great job at the Air Force Academy and he will be a great addition to our staff," Sumlin said. "He is another coach on our staff with coordinator experience as well as experience serving as a recruiting coordinator."

Prior to his time at Air Force, Wallerstedt coached the linebackers at his alma mater for two seasons (2006-07), while also serving the special teams coordinator and recruiting coordinator for the Wildcats.

He began his coaching career in 1988 as a student assistant at Kansas State and served two years as a graduate assistant at Arizona State before taking a break from coaching and entering private business. His first full-time coaching position came at Fort Hays State for two years as a defensive line coach. From Fort Hays State he went to Emporia State for one year as a defensive backs coach and then landed at the University of Wyoming for six seasons working with the defensive line and inside linebackers. He was promoted to the Cowboys' defensive coordinator for the 2000-02 seasons. Wallerstedt spent one year at North Alabama as the defensive coordinator and two years at Akron



as associate head coach/special teams/inside linebackers coach.

A 1984 high school graduate from Manhattan High School in Kansas, Wallerstedt was a four-year letterman at Kansas State leading the Wildcats in tackles as a junior and senior and earning honorable mention All-America honors as a linebacker for KSU in 1987.

Wallerstedt earned his bachelor's degree in business management from Kansas State in 1988, and a master's degree in athletic administration from Fort Hays State in 1995. Wallerstedt is married to the former Josie Lewis of Lawrence, Kansas, and the couple has a son named Cal.

WALLERSTEDT FILE

PERSONAL

WIFEJosie

CHILDson, Cal

EDUCATION

HIGH SCHOOLManhattan (Kan.), 1984

COLLEGEKansas State, bachelor's degree in business management, 1988

Fort Hays State, master's degree in athletic administration, 1995

PLAYING EXPERIENCE

1985-88Kansas State (linebacker)

COACHING EXPERIENCE

2012-PRES.Texas A&M (linebackers)

2010-11Air Force (assoc. HC/def. coord/ILBs)

2008-09Air Force (asst. HC/ILBs)

2006-07Kansas State (special teams coord/recruiting coord/LBs)

2004-05Akron (assoc. HC/special teams/ILBs)

2003North Alabama (defensive coord/ILBs)

1997-2002Wyoming (defensive coord/ILBs/DL)

1996Emporia State (defensive backs)

1994-95Fort Hays State (defensive line)

1989-90Arizona State (graduate assistant/DL)

1988Kansas State (student assistant/DBs)

POSTSEASON EXPERIENCE

2011Military (Air Force)

2010Independence (Air Force)

2009Armed Forces (Air Force)

2008Armed Force (Air Force)

2006Texas (Kansas State)

2005Motor City (Akron)

DIRECTOR OF FOOTBALL SPORTS PERFORMANCE

LARRY JACKSON



Texas A&M '95

- **FIRST SEASON AT TEXAS A&M**
- **15TH SEASON AS A COACH**

Larry Jackson returned to Texas A&M to serve as Director of Football Sports Performance. Jackson, a former standout member of the Wrecking Crew, manages all aspects of the strength & conditioning program for the Aggies. He also serves as the team's NFL liaison.

Jackson, a linebacker and defensive end at A&M from 1991-94, is intent on restoring the prestigious reputation A&M's football program enjoyed regionally and nationally when he was a player in Aggieland.

He returns to his alma mater after spending the previous six years as the University of Houston's Director of Sports Performance. He also spent two years at Oklahoma, where he served as an assistant strength and conditioning coach working specifically with football. Prior to his time at OU, Jackson worked six seasons at A&M in the same capacity.



As a student-athlete at A&M, Jackson played in four bowl games, including three straight Cotton Bowls. He concluded his collegiate career by participating in the Blue-Gray All-Star Game. In his four seasons as an A&M letterman, the Aggies compiled a 42-2-1 regular-season record and never lost a game at Kyle Field. Upon his graduation, Jackson spent four seasons playing with the Denver Broncos, Arizona Cardinals and Miami Dolphins of the NFL (1995-97) and the Barcelona Dragons of NFL Europe in 1998.

Jackson honed his strength and conditioning skills under the tutelage of two legends in the industry: Jerry Schmidt (Oklahoma) and Mike Clark (Kansas City Chiefs, formerly at Texas A&M).

As the leader of the Houston strength & conditioning program, Jackson turned UH into a prolific second-half team. His impact at UH was immediate during the 2006 season, his first with the Cougars. The '06 Cougars outscored opponents by 86 points in the second half en route to winning the Conference USA title. In 2007, Jackson's influence became even more apparent, as the Cougars controlled the fourth quarter, outscoring their opposition by 47 points in the decisive final 15 minutes.

That pales in comparison to the fourth-quarter success Houston enjoyed in 2008. UH, which outscored opponents by 126 points overall for the year, dominated foes in the fourth quarter, when the Cougars scored 104 points more than their opponents. The 2008 Cougars were actually outscored in the first half of their games by four points. The fourth quarter was both the offense's most productive (173 points scored), and the defense's stingiest (69 points allowed).

The 2009 season was no different with UH outscoring opponents by 29 points during the fourth quarter. That trend continued, and the 2011 Cougars outscored foes 348-147 in the second half.

Jackson has coached numerous high-profile football players including the 2007 NFL Offensive Rookie of the Year, Adrian Peterson, and the 2003 Heisman Trophy Winner, Jason White.

Jackson is a member of the following organizations: American Football Coaches Association (AFCA), Collegiate Strength and Conditioning Coaches Association (CSCCA), and National Strength and Conditioning Association (NSCA). He holds current certifications with both the CSCCA and the NSCA.

Larry Noble Jackson resides in College Station with his wife, Amy and two daughters, Kate and Abby.

JACKSON FILE

PERSONAL

BORN.....Oct. 7, 1971
HOMETOWNRockdale, Texas
WIFEAmy
CHILDRENKate and Abby

EDUCATION

HIGH SCHOOL.....Rockdale
COLLEGETexas A&M, bachelor's degree in agricultural development, 1995

PLAYING EXPERIENCE

1998Barcelona Dragons (NFL Europe)
1997Miami Dolphins (NFL)
1996Arizona Cardinals (NFL)
1995Denver Broncos (NFL)
1991-94Texas A&M (ILB/DE)

COACHING EXPERIENCE

2012- PRES....Texas A&M (dir. of FB sports perf)
2006-11Houston (dir. of FB sports perf)
2004-05Oklahoma (asst. strength and cond.)
1998-2004Texas A&M (asst. strength and cond.)

POSTSEASON EXPERIENCE

2011TicketCity (Houston)
2009Armed Forces (Houston)
2008Armed Forces (Houston)
2007Texas (Houston)
2006Liberty (Houston)
2005Holiday (Oklahoma)
2004* Orange (Oklahoma)
2001galleryfurniture.com (Texas A&M)
2000Independence (Texas A&M)
1999Alamo (Texas A&M)
1994Cotton (Texas A&M - player)
1993Cotton (Texas A&M - player)
1992Cotton (Texas A&M - player)

* — National Championship Game

STAFF

ASSOCIATE ATHLETIC DIRECTOR FOR FOOTBALL

JUSTIN MOORE



Texas A&M '04

► FIRST SEASON AT TEXAS A&M

Moore oversees every aspect of the Aggie football program including team travel, departmental budget, personnel and staffing, recruiting, day-to-day operations and is a member of the Athletics Department's Senior Staff. He serves as the football program's liaison to the 12th Man Foundation, University administration, and all other units within the athletic department.

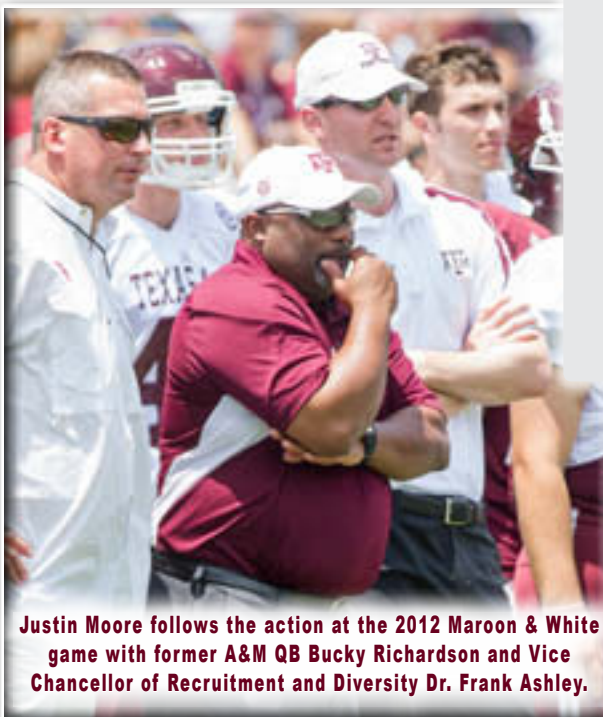
Moore was a part of one of the most successful eras of UH football with the Cougars winning the most games in any four-year period in school history and posting a pair of Conference USA West Division titles. The Cougars made bowl game appearances in three of the four seasons Moore spent at UH, including a victory in the TicketCity Bowl to cap a 13-1 campaign in 2011. UH reached as high as No. 6 in the Bowl Championship Series ranking in 2011, and finished the season at No. 19 -- the highest final BCS ranking in school history. The Cougars' bowl game victory in Sumlin and Moore's first year in 2008 was UH's first in 28 seasons.

At UH, Moore coordinated the Cougars' team travel, scheduling, academics, departmental budget, personnel, football fundraising and day-to-day operations, as well as serving as a liaison to the Athletic Department's senior staff, university administration and alumni. He also oversaw the team's travel, logistics and activities for three bowl games.

During Moore's stay in Houston, the football student-athletes excelled in the classroom, posting the two highest team grade point averages and passing the most hours per semester in school history.

Moore also coordinated and oversaw several major football facility improvements, including renovations of the locker room, meeting rooms and the football lobby area.

He created and oversaw all football-specific fundraising at UH, which included initiating the highly successful "The Huddle" and "46ers." He started UH's Football Fantasy Camp and oversaw the Kevin Sumlin Golf Classic, the Former Players Golf Tournament and the annual Football Banquet.



Justin Moore follows the action at the 2012 Maroon & White game with former A&M QB Bucky Richardson and Vice Chancellor of Recruitment and Diversity Dr. Frank Ashley.

He served on a variety of decision-making councils at UH, including the newly-formed UH Branding committee and the Department Substance Abuse Policy committee. He also served on the hiring committee for the head baseball coach, Associate AD/Communications and Assistant AD/Marketing.

Prior to joining Houston, Moore spent two years as special assistant to the senior associate athletics director at Texas A&M. In this role Moore coordinated and led the NCAA certification process, assisted with football scheduling and assisted and coordinated all student financial aid. He also coordinated and supervised all activities associated with agent interviews, NFL pro-day and all educational seminars and activities for student-athletes and their parents. Prior to his stint at Texas A&M, Moore worked in the private sector as a risk consultant for Deloitte & Touche LLP. He consulted with top-level executives of Fortune 500 companies on both their business cycles and information technology processes.

Moore graduated from Texas A&M in 2004 with a degree in finance and later earned a master's degree in sport management. He was a two-time captain for the Aggie baseball team where he starred from 2000-2004. Named

After spending the previous four seasons working alongside head coach Kevin Sumlin at the University of Houston, former Texas A&M baseball standout Justin Moore is in his first year as the Associate Athletic Director for Football for the Aggies.

MOORE FILE

PERSONAL

BORN May 5, 1981

HOMETOWN Houston, Texas

WIFE Dory

CHILDREN Kate and Tysen

EDUCATION

COLLEGE Texas A&M, bachelor's degree in finance, 2004

Texas A&M, master's degree in sports management, 2007

ATHLETICS WORK HISTORY

2012 Texas A&M (assoc. AD for FB)

2009-11 Houston (Asst. AD for FB)

2008-09 Houston (dir. of FB Operations)

2006-08 Texas A&M (special ath. asst.)

POSTSEASON EXPERIENCE

2011 Ticket City (Houston)

2009 Armed Forces (Houston)

2008 Armed Forces (Houston)

a Freshman All-American pitcher in 2001, Moore was twice named to the All-Big 12 Team, was a two-time recipient of the Pat Olsen Most Valuable Pitcher Award (2001-2002) and was named to the Academic All-Big 12 Team four straight years.

A three-sport standout in high school, Moore graduated from Katy Taylor in 1999 and was recently inducted into the Katy Taylor Athletics Hall of Fame (2012). Moore and his wife, Dory (A&M Class of 2003), have two children, a daughter, Kate, and a son, Tysen.



DIRECTOR OF FOOTBALL OPERATIONS

GARY REYNOLDS



Texas A&M '88

► **FIFTH SEASON AT TEXAS A&M**

Veteran football administrator Gary Reynolds is in his fifth season as Texas A&M's director of football operations.

Owner of two degrees from Texas A&M, Reynolds returned to his alma mater in 2008 to serve on Mike Sherman's staff and was retained by Aggie head coach Kevin Sumlin in 2012.

Prior to returning to the college ranks, Reynolds played a key role in a trio of Super Bowl campaigns by two NFL teams — the 1997 and 1998 games with the Green Bay Packers and the 2006 Super Bowl with the Seattle Seahawks.

In 1993, Reynolds joined the Packers organization under Mike Holmgren as the administrative assistant for football operations from 1993-95. He spent the next three years as the offensive assistant and quality control coach for the Packers from 1996-98.

When Holmgren moved to the Seattle Seahawks he took Reynolds with him. Reynolds served in all areas of the Seahawks' organization working closely with Holmgren as assistant to the general manager from 1999 and 2000 and then as director of football administration in 2001 and 2002 until he assumed the position of offensive assistant and quality control coach for Seattle from 2003-07.

Reynolds earned his bachelor's degree in industrial distribution in 1988 from Texas A&M and completed work on his master's degree in education administration in the spring of 1992. While completing his master's degree, Reynolds assisted with the Aggies' recruiting operation with Tim Cassidy.



Upon receiving his master's degree, Reynolds accepted the assistant recruiting coordinator position at the University of Tennessee in 1992.

A native of Missouri City, Texas, Reynolds and his wife, Beth, have two daughters, Hannah and Olivia.

REYNOLDS FILE

PERSONAL

BORNOct. 15, 1966

HOMETOWNMissouri City, Texas

WIFEBeth

CHILDRENHannah and Olivia

EDUCATION

COLLEGETexas A&M, bachelor's degree in industrial distribution, 1988

Texas A&M, master's degree in educational administration, 1992

ATHLETIC WORK HISTORY

2012-PRES.....Texas A&M (dir. of FB ops)

2008-11Texas A&M (dir. of FB ops/ research and development)

2003-07Seattle Seahawks
(off. asst./quality control)

2001-02Seattle Seahawks
(dir. of FB admin.)

1999-00Seattle Seahawks
(asst. to the general manager)

1996-98Green Bay Packers
(off. asst./quality control)

1993-95Green Bay Packers
(admin. asst for FB ops)

1992Tennessee
(asst. recruiting coordinator)

1991Texas A&M
(grad. asst./recruiting)

POSTSEASON EXPERIENCE

2011Meinecke Car Care (Texas A&M)

2011Cotton Bowl (Texas A&M)

2009Independence Bowl
(Texas A&M)

2006Super Bowl XL (Seattle Seahawks)

1998Super Bowl XXXII (Green Bay Packers)

1997Super Bowl XXXI (Green Bay Packers)

1993Hall of Fame Bowl (Tennessee)

1992Cotton Bowl (Texas A&M)

**S
T
A
F
F**



DIRECTOR OF RECRUITING

KENNETH BELL



Houston '11

► **FIRST SEASON AT TEXAS A&M**

Bell is responsible for the day-to-day recruiting operations. This includes coordinating all official and unofficial visits, developing seasonal recruiting campaigns, assisting with the recruiting budget and monitoring and updating a recruiting program for the Texas A&M staff. He also assists with the logistics of team travel and the operation of summer camps.

Last season, Bell worked as the offensive quality control at the University of Houston. In addition to finishing the year 13-1, the Cougars offense lead the NCAA in passing offense, total offense and scoring offense. Bell's responsibilities included video breakdown and analysis of each week's opponent, maintaining updated information of potential recruits, and assisting in the day-to-day operation of the football program.

Prior to the 2011 season, Bell worked for Houston Cougar football program as an operations assistant. In that role, he was monitored and kept records of the football budget and expenses, assisted with the logistics of travel, and prepared weekly scouting reports for the players and coaches.

Bell graduated from the University of Houston Summa Cum Laude with a bachelor of business administration in Accounting in May 2011. The Houston, Texas native recently married the former Candace Gaspard.



After spending three seasons working with head coach Kevin Sumlin at the University of Houston, Kenneth Bell is in his first season as the Director of Recruiting for the Texas A&M football program.



BELL FILE

PERSONAL

BORNSept. 30, 1988

HOMETOWNDeer Park, Texas

WIFECandace

EDUCATION

COLLEGEHouston, bachelor's degree in business administration in accounting, 2011

ATHLETICS WORK HISTORY

2011Houston (off. quality control asst.)

2009-10Houston (FB ops asst.)

POSTSEASON EXPERIENCE

2011Ticket City (Houston)

2009Armed Forces (Houston)

**S
T
A
F
F**

FOOTBALL GRADUATE ASSISTANTS

DEFENSIVE QUALITY CONTROL

SCOTT ALIGO

Kansas '05



► FIRST SEASON AT TEXAS A&M

After helping Oklahoma State claim the 2011 Big 12 title and earn a Fiesta Bowl victory, Scott Aligo is in his first season as a defensive quality control assistant with Aggie football.

The Tonganoxie, Kan., native worked as a quality control assistant at OSU a year ago assisting with the defensive and special team units. Prior to OSU, Aligo spent the 2010 season as a graduate assistant at Washburn University. Additionally, he served as a player personnel assistant with the NFL's Kansas City Chiefs for four years.

Aligo is a graduate of Kansas earning his degree in Sports Management in 2005. He married the former Sarah Phillips in June.

COACHING CAREER

- 2011..... Oklahoma State (def. quality control/def./special teams)
- 2010..... Washburn (graduate assistant – DT)
- 2005-09..... Kansas City Chiefs (player personnel assistant)
- 2003-04..... Kansas (Student Manager)

SPECIAL TEAMS QUALITY CONTROL

BRIAN CUMMINGS

Buffalo '05



► FIRST SEASON AT TEXAS A&M

Brian Cummings is entering his first season as a special teams quality control assistant with the Texas A&M football program.

For the last two seasons, Cummings has served as an assistant coach at New Bern High School in New Bern, N.C., working with the team's linebackers and coordinating the strength and conditioning program. Previously, he spent the 2008 season as an assistant at Canisius High School in Buffalo, N.Y.

A four-year starter as a linebacker and on special teams at Buffalo, Cummings also worked as a student assistant for the Bulls football program.

COACHING CAREER

- 2010-11..... New Bern HS (NC) (asst. coach – LB/S&C)
- 2008..... Canisius HS (NY) (asst. coach – LB/WR/S&C)
- 2005-06..... Buffalo (student asst. – special teams)

PLAYING CAREER

- 2002-05..... Buffalo (Linebacker)

OFFENSIVE GRADUATE ASSISTANT

KLINT KUBIAK

Colorado State '09



► THIRD SEASON AT TEXAS A&M

Klint Kubiak is in his third season as an offensive graduate assistant for the Texas A&M football program.

The Aurora, Colo., native has helped guided the Aggies to bowl games each of the last two seasons, including the 2010 campaign when A&M claimed a share of the Big 12 South Division title and earned a Cotton Bowl berth.

Kubiak played collegiately at Colorado State where he was named a permanent team captain before graduating with his degree in business management in 2009. He is the son of former Texas A&M quarterback and current Houston Texans head coach Gary Kubiak.

COACHING CAREER

- 2010..... Texas A&M (Graduate Assistant)

PLAYING CAREER

- 2005-09..... Colorado State (Defensive Back)

OFFENSIVE QUALITY CONTROL

NATHAN REEVES

Hardin-Simmons '05

► FIRST SEASON AT TEXAS A&M

Nathan Reeves joined the Texas A&M football staff prior to the 2012 campaign as an offensive quality control assistant.

Reeves took up his current position after spending three years as an assistant coach at Lamar University, where he worked with the Cardinals' offensive line and tight ends. Prior to Lamar, he served as a graduate assistant at Sam Houston State for three seasons while also spending time at West Texas A&M as a graduate assistant.

The Orangefield, Texas, native earned his bachelor degree in fitness management from Hardin-Simmons in 2005.

COACHING CAREER

- 2009-11..... Lamar (asst. coach – OL/TE)
- 2006-08..... Sam Houston State (grad. asst. – RB)
- SPRING 2006 ... West Texas A&M (grad. asst.)
- 2005..... Hardin-Simmons (student asst. – QB/WR)

PLAYING CAREER

- 2003-04 Hardin-Simmons



DEFENSIVE GRADUATE ASSISTANT

BYRON THOMAS

South Dakota '09

► FIRST SEASON AT TEXAS A&M

Byron Thomas is in his first season as a defensive graduate assistant with the Texas A&M football program.

Before coming to Aggieland, Thomas spent one season as a graduate assistant at South Florida under current A&M defensive coordinator Mark Snyder following a one-year-stint as an assistant coach at his alma mater, South Dakota. He also spent two seasons as a graduate assistant working with running backs at St. Cloud State (St. Cloud, Minn.), developing a pair of all-conference runners.

The native of Palmdale, Calif., Thomas played four seasons at South Dakota earning Defensive MVP honors as a senior in 2008. He graduated in 2009 with a degree in sociology.

COACHING CAREER

- 2011..... South Florida (grad. asst. – CB)
- 2010..... South Dakota (asst. coach – DB)
- 2009..... St. Cloud State (grad. asst. – RB)

PLAYING CAREER

- 2005-08 South Dakota (def. back/linebacker)



STAFF

TEXAS A&M FOOTBALL SUPPORT STAFF DIRECTORY

ATHLETIC ADMINISTRATION

ERIC HYMAN Director of Athletics
 Catharine West Assistant to the Director of Athletics
 Mark Harris Sr. Information Technology Manager
 Penny King Deputy Athletic Director
 Mona Osborne Associate Athletic Director for Student-Athlete Services
 David Roubion Athletic Financial Manager
 Jeff Schmahl Sr. Associate Athletic Director for External Operations
 Dr. John Thornton Sr. Assoc. Athletic Director/Student-Athlete Development
 Jeff Toole Sr. Assoc. Athletic Director/Athletics CFO
 Ingrid Villar-Woods Associate Athletic Director, Academics
 Janie Williams Athletic Business Manager

BRIGHT FOOTBALL COMPLEX

Amanda Towslee Lobby Receptionist

FOOTBALL ACADEMIC STAFF

Troy Kema Senior Scholastic Supervisor
 Dan Childs Scholastic Supervisor
 Janice Williams Senior Office Assistant

EQUIPMENT

MATT WATSON Equipment Manager
 Bryan Gossett Assistant Equipment Manager
 Brandon Moreau Assistant Equipment Manager

ATHLETIC TRAINING

KARL KAPCHINSKI Assistant Athletics Director for Athletic Therapy
DAVID WEIR Head Football Athletic Trainer
 Matt Kee Physical Therapist / Athletic Trainer
 Rena Frank Lead Office Assistant

SPORTS MEDICINE

J.P. BRAMHALL, M.D. Director of Sports Medicine, Orthopedic Surgeon, Team Physician
 Jesse Parr, M.D. Senior Medical Team Physician
 James Distefano, D.O. Team Physician
 Kory Gill, D.O. Team Physician
 Richard Smith, M.D. Team Physician

PERFORMANCE NUTRITION

JON TANGUAY Performance Nutrition Specialist
 Diana Harbourt Nutritionist

COACHES VIDEO

JAMES DUNCAN Video Coordinator
 Jae Fadde Assistant Video Coordinator
 Dustin Shippey Assistant Video Coordinator

ATHLETIC COMPLIANCE

DAVID BATSON Director of Compliance
 Brad Barnes Assistant Director of Compliance
 Susan Tatum Assistant Director of Compliance
 Matt Callaway Compliance Coordinator
 Ryne Hillenberg Compliance Coordinator

MARKETING

JENNIFER MARTIN Director of Marketing
 Jon Carpenter Branding and Creative Director
 Brian Gardner Graphic Artist
 Travis Libby Assistant Marketing Director
 Justin Slaton Assistant Director of Marketing and Social Media



HEAD COACH

KEVIN SUMLIN Head Football Coach
 Nancy Maly Administrative Assistant to the Head Football Coach

OFFENSIVE STAFF

KLIFF KINGSBURY Offensive Coordinator / Quarterbacks
 B.J. Anderson Assistant Coach / Offensive Line
 David Beaty Assistant Coach / Wide Receivers
 Clarence McKinney Assistant Coach / Running Backs
 Brian Polian Special Teams Coordinator
 Jennifer Bunner Lead Office Assistant, Offense

DEFENSIVE STAFF

MARK SNYDER Defensive Coordinator / Quarterbacks
 Marcel Yates Co-Defensive Coordinator / Secondary
 Terry Price Assistant Coach / Defensive Line
 Matt Wallerstedt Assistant Coach / Linebackers
 Janet Elkins Lead Office Assistant, Defense

FOOTBALL SPORTS PERFORMANCE

LARRY JACKSON Director of Football Sports Performance/NFL Liaison
 Chad Dennis Assistant Sports Performance
 Monty Gibson Assistant Sports Performance

FOOTBALL GRADUATE ASSISTANTS

Scott Aligo Defensive Quality Control
 Brian Cummings Special Teams Quality Control
 Klint Kubiak Offensive Graduate Assistant
 Nathan Reeves Offensive Quality Control
 Byron Thomas Defensive Graduate Assistant

FOOTBALL OPERATIONS

JUSTIN MOORE Associate Athletics Director for Football
 Kenny Bell Director for Recruiting
 Michael Lagrasta Athletic Assistant
 Gary Reynolds Director of Football Operations
 Holly Kent Lead Office Assistant, Recruiting

FOOTBALL FRONT DESK 979/845-1241

FOOTBALL FAX 979/862-4136

12TH MAN PRODUCTIONS

ERIK PULVERENTI Director of 12th Man Productions/ Gameday Technical Director
ANDY RICHARDSON Director of Big Screens/Gameday Producer/Road Camera Operator
MATT SIMON Director of Digital Media
 Will Johnson Host-Writer/Gameday 12thManTV Host
 Cade Key Producer/Gameday Camera Operator
 Buddy Kimberlin Manager of Production/Gameday Replay Operator/Road Camera Operator
 Charlene Kroeker Producer/Gameday Video Producer
 Jon Lee Web Editor/Gameday Web Editor
 Alyssa Powell Web & Info Designer/Gameday Web Master
 Chuck Primrose Chief Engineer/Gameday Live Event Engineer
 Clay Taylor Producer/Gameday Camera Operator/ Road Camera Operator

GAME OPERATIONS

MIKE CARUSO Associate Athletics Director for Game Operations
 Steve Miller Assistant Athletics Director for Events and External Services
 Erin Willert Assistant Director for Athletic Event Management

FACILITIES / KYLE FIELD

KEVIN HURLEY Associate Athletics Director for Facilities
TIM BREITSCHOPF Custodial Supervisor
LEO GOERTZ Athletic Fields Manager
PAT MAREK Athletic Concessions Manager
BOBBY NAUMANN Maintenance Foreman
CLINT NETHERLAND Zone Facility Manager
 Sharon Lee Facilities Business Coordinator

ATHLETIC MEDIA RELATIONS

ALAN CANNON Associate Athletics Director for Media Relations
 Brad Marquardt Associate Media Relations Director
 Adam Quisenberry Assistant Media Relations Director
 Jackie Thornton Media Relations Secretary

ATHLETIC TICKETING

CAROLE DOLLINS Vice President & Division Manager – Ticketing

TEAM SECURITY

MIKE RAGAN University Police, Assistant Chief (Field Operations)
 Ben Crenshaw University Police, Lieutenant (Criminal Investigation)
 Robert Meyer University Police, Assistant Chief (Support Services)
 Clay Taylor Texas Department of Public Safety

COACHES RADIOS

LEE WHEELER Coaches Radios
 Lydia Dubuisson Coaches Radios
 Jared Kotch Coaches Radios

LETTERMEN'S ASSOCIATION

CATHY CAPPS Lettermen's Association Director

TEXAS A&M[®]
2012 FOOTBALL

**2
0
1
1
R
E
V
I
E
W**



NEW COACH. NEW CONFERENCE. SAME 12TH MAN.

— TEXAS A&M 2011 NOTABLES —

RYAN TANNEHILL WAS SELECTED EIGHTH OVERALL IN THE 2012 NFL DRAFT BY THE MIAMI DOLPHINS.



TANNEHILL EARNED HIS DEGREE IN BIOLOGY BEFORE HIS SENIOR SEASON IN 2011.

AGGIES GRAB BOWL WIN OVER NORTHWESTERN

Texas A&M won the 14th bowl game in program history in 2011 with a 33-22 win over Big Ten opponent Northwestern in the Meineke Car Care Bowl of Texas at Reliant stadium in Houston. It was the first meeting between the Aggies and Wildcats, and marked the sixth time that A&M has faced a Big Ten team in a bowl game. It was the 33rd bowl invitation in school history, and A&M has now made a bowl appearance in three straight seasons.


FIRST-ROUNDER TANNEHILL

Record-setting quarterback **RYAN TANNEHILL** was the eighth overall selection of the 2012 NFL Draft, marking the first time A&M has produced top 10 picks in consecutive years. Tannehill was selected by the Miami Dolphins. Last year, All-American **VON MILLER** was picked second overall by the Denver Broncos and went on to earn Defensive Rookie of the Year honors by the Associated Press. Three other Aggies heard their names called in the Draft -- consensus All-America placekicker **RANDY BULLOCK** (5th round, Houston Texans),

running back **CYRUS GRAY** (6th, Kansas City Chiefs) and cornerback **TERRENCE FREDERICK** (7th, Pittsburgh Steelers).

No Football Bowl Subdivision player ever can match **TANNEHILL's** versatility résumé. *Tannehill is the only player in NCAA FBS history with a 400-yard passing game and a 200-yard receiving game to his credit. Tannehill is also the only FBS player to surpass 4,000 passing yards and 1,500 receiving yards in his career.* The Big Spring High School product had his 200-yard receiving day against Kansas State as a freshman, and posted his 400-yard passing game in his starting debut against Texas Tech in 2010.

CONSENSUS ALL-AMERICAN RANDY BULLOCK RECEIVED THE 2011 LOU GROZA PLACE-KICKER AWARD AFTER LEADING THE NATION WITH AN INCREDIBLE 29 FIELD GOALS.



BULLOCK WINS GROZA PLACEKICKER AWARD

RANDY BULLOCK's record-setting senior season was rewarded with the 2011 Lou Groza Award, which is given annually to the nation's top collegiate placekicker. Bullock received the prestigious award from Groza's youngest son, Judd Groza, at the Home Depot College Football Award Show.

Bullock also earned consensus All-America honors after his inclusion on teams picked by the *Associated Press*, the American Football Coaches Association, Walter Camp Football Foundation and *The Sporting News*. He was also selected to All-America teams by *Sports Illustrated.com*, *CBSSports.com* and *Pro Football Weekly*.

It's the second straight season that Texas A&M has produced a college football national award winner after **VON MILLER** received the 2010 Butkus Award. Bullock joins Miller, **DAT NGUYEN** (1998 Lombardi and Bednarik awards) and **JOHN DAVID CROW** (1957 Heisman Trophy) as Texas A&M's football award winners.

RECAPPING THE RECORDS

- PK **RANDY BULLOCK** broke the second-oldest record in the Aggies' record book by taking down **JOEL HUNT**'s single season scoring record of 128 points from 1927. Also the career scoring leader, **BULLOCK** finished the 2011 season with 142 points.
- **BULLOCK** connected on 63 three-pointers during his record-setting career, breaking the old school standard of 60 field goals set by **KYLE BRYANT** (1994-97). Bullock's career FG percentage of 78.8 percent easily outdistanced the old school mark of 74.4 by **TODD PEGRAM** (2002-05).
- WR **RYAN SWOPE** set school records for season catches and receiving yards with 89 grabs for 1,207 yards. The old mark of 72 catches was originally set by **SWOPE** and **JEFF FULLER** in 2011, and the record for season receiving yards was 1,066 by **FULLER** in 2010.
- WR **JEFF FULLER** finished his career as the career leader in receptions (233), receiving yards (3,092) and receiving touchdowns (34). Fuller is the only player with 200-plus catches, 3,000-plus yards and 20-plus touchdowns in school history.
- **DUSTIN HARRIS** finished 2011 with a season punt return average of 18.6, which was just shy of **AARON GLENN**'s school standard of 19.9 from 1993. Harris, who set a school record with 162 punt returns against Kansas, led the NCAA FBS in punt return average. It was A&M's first NCAA punt return champion since Glenn did it in 1993.
- **CYRUS GRAY** finished his career as the Aggies career record holder in all-purpose yardage and kickoff return yardage. His 6,423 career all-purpose yards ranked No. 24 by a FBS player and his 2,349 kickoff return yards were more than 1,000 yards better than the No. 2 entry on the Aggies' school list. **GRAY** ranked No. 4 on A&M's career rushing list with 3,298 yards, and was just the fourth Aggies with multiple 1,000 yard rushing seasons.
- **RYAN TANNEHILL** ended his career in the maroon and white with school records for single game passing yards (449 vs. Texas Tech), season completions (327), pass attempts (531), passing yards (3,744), completion percentage (65.0 percent), and career completion percentage (62.5).

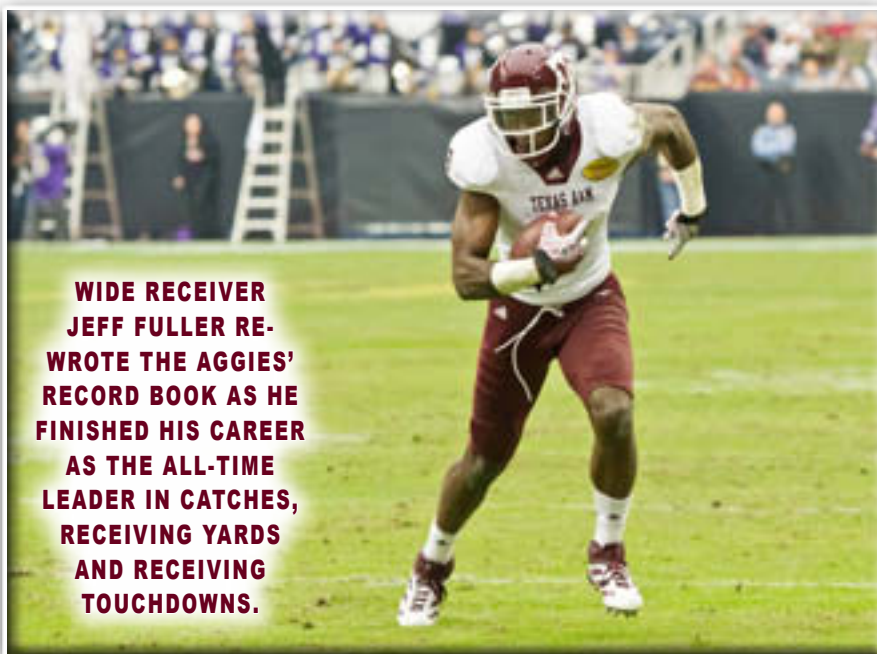
TRENDS AND NOTABLES

- The Texas A&M offensive front allowed only nine QB sacks while committing just two holding penalties in 13 games. A&M didn't get flagged for holding after the second game of 2011.
- Texas A&M led NCAA FBS with 51 quarterback sacks (3.9 per game), and had two players ranked among the top 25 individually in sacks. Both players -- **SEAN PORTER** (9.5 sacks) and **DAMONTRE MOORE** (8.5) return in 2012.
- RB **CYRUS GRAY** surpassed 1,000 rushing yards for the second straight year. He was the third Aggie to post back-to-back 1,000 yard season, joining **GREG HILL** in 1991-92 and **GEORGE WOODARD** in 1976-77. He is the fourth Aggie to have multiple 1,000-yard seasons in his career (Hill, **DARREN LEWIS** and **WOODARD**).
- **GRAY** was one of four Aggie RBs with multiple 200-yard rushing games. The others are **DARREN LEWIS** (4), **BOB SMITH** (2) and **CURTIS DICKEY** (2).
- The Aggies didn't have to punt in two games in 2011 -- in blowouts of Baylor (55-28) and Kansas (61-7)
- The Aggies have scored 59-of-62 times in the red zone (inside 20) with 42 touchdowns/17 field goals. A&M's 95.0 percent success rate ranked No. 3 nationally.
- **TEXAS A&M RANKED NO. 3 NATIONALLY** in first downs per game with a 26.5 average.
- After seven home games, Kyle Field was **FILLED TO 105.1 PERCENT CAPACITY**, averaging 87,183 fans/game. Kyle Field was one of four stadiums nationally operating at higher than 105.0 percent capacity.
- A&M has **EIGHT CONSECUTIVE SELLOUTS**, which is a school record. A&M's current streak of sellouts dates back to the 2010 Nebraska game, which set the school record with an attendance of 90,079.
- A&M's home attendance **AVERAGE OF 87,183 RANKED NO. 10** nationally and No. 2 in the Big 12 Conference.

AGGIES IN THE NCAA, BIG 12 STATISTICAL RANKINGS

TEAM			
CATEGORY	NCAA	BIG 12	AVG./G
RUSHING OFFENSE	24	4	199.15
PASSING OFFENSE	18	5	291.08
TOTAL OFFENSE	7	4	490.23
SCORING OFFENSE	11	4	39.08
RUSHING DEFENSE	12	2	101.85
PASS EFFICIENCY DEFENSE	67	6	130.98
TOTAL DEFENSE	59	3	378.15
SCORING DEFENSE	70	6	28.15
NET PUNTING	94	8	34.98
PUNT RETURNS	10	2	13.59
KICKOFF RETURNS	63	7	21.64
TURNOVER MARGIN	106	9	-0.69
PASS DEFENSE	109	8	276.31
PASSING EFFICIENCY	53	6	133.03
SACKS	1	1	3.92
TACKLES FOR LOSS	3	1	8
SACKS ALLOWED	4	1	0.69

INDIVIDUAL				
CATEGORY	PLAYER	NCAA	BIG 12	AVG./G
PASSING EFF.	Ryan Tannehill	55	6	133.18
TOTAL OFFENSE	Ryan Tannehill	12	5	311.54
	Cyrus Gray		11	95
RECEPTIONS/G	Ryan Swope	18	4	6.85
	Jeff Fuller	58	7	5.38
	Uzoma Nwachukwu	T-15		3.85
REC. YARDS/G	Ryan Swope	19	3	92.85
	Jeff Fuller	76	9	63.69
	Uzoma Nwachukwu		17	49.15
INTERCEPTIONS	Trent Hunter	T-20		0.15
	Steven Terrell	T-20		0.15
PUNTING	Ryan Epperson	47	7	41.25
PUNT RETURNS	Dustin Harris	1	1	18.61
KICKOFF RETURNS	Dustin Harris	62	6	23.38
FIELD GOALS	Randy Bullock	1	1	2.23
SCORING	Randy Bullock	7	4	10.92
	Cyrus Gray	34	8	8.18
	Ryan Swope	T-20		5.08
ALL-PURPOSE	Cyrus Gray	44	4	127.27
	Ryan Swope		10	93.08
SACKS	Sean Porter	T-16	1	0.73
	Damontre Moore	T-21	2	0.71
	Tony Jerod-Eddie	T-11		0.38
	Terrence Frederick	T-17		0.31
	Jonathan Stewart	T-25		0.23
	Eddie Brown, Jr.	T-25		0.23
	Caleb Russell	T-25		0.23
TACKLES	Jonathan Stewart	T-10		7.54
TFLS	Damontre Moore	T-10	T-1	1.46
	Sean Porter	T-24	3	1.31
	Terrence Frederick	T-18		0.69



**WIDE RECEIVER
JEFF FULLER RE-
WROTE THE AGGIES'
RECORD BOOK AS HE
FINISHED HIS CAREER
AS THE ALL-TIME
LEADER IN CATCHES,
RECEIVING YARDS
AND RECEIVING
TOUCHDOWNS.**



CYRUS GRAY

**OFFENSE IN TOP 25
RUSH/PASS/
TOTAL/SCORE**

Texas A&M was one of a handful of teams in the NCAA FBS with an offense that ranks in the top 25 in rushing, passing, total and scoring offense.

TOP 25 IN NCAA STATISTICS

RUSHING OFFENSE	No. 24	199.2
PASSING OFFENSE	No. 18	291.1
TOTAL OFFENSE	No. 7	490.2
SCORING OFFENSE	No. 11	39.1

**RECORD-SETTING
OFFENSE**

Led by host of offensive weapons and a youthful but talented offensive line, the 2011 edition of Texas A&M offense shattered the school records for total offense, passing yards and scoring.

CHASING HISTORY

CATEGORY	2011	RECORD	YEAR
PASSING OFFENSE	291.1	281.6	2009
TOTAL OFFENSE	490.2	471.1	1990
SCORING OFFENSE	39.1	36.7	1993

**GRAY IN
NCAA RECORD BOOK**

Do-it-all **CYRUS GRAY** finished his career ranked in the top 25 of the NCAA FBS career all-purpose yards list.

**NCAA FBS CAREER
ALL-PURPOSE LEADERS**

RK	PLAYER	SCHOOL	YARDS	YEARS
1	Damaris Johnson	Tulsa	7,796	2008-11
2	Brandon West	W. Michigan	7,764	2006-09
3	C.J. Spiller	Clemson	7,588	2006-09
4	DeAngelo Williams	Memphis	7,573	2002-05
5	TY Hilton	FIU	7,498	2008-11
6	Tyron Carrier	Houston	7,490	2008-11
7	Ricky Williams	Texas	7,206	1995-98
8	Napoleon McCallum	Navy	7,172	1981-85
9	Antonio Brown	C. Michigan	7,164	2007-09
10	Chris Johnson	East Carolina	6,993	2004-07
11	Bobby Rainey	W. Kentucky	6,906	2008-11
12	Darrin Nelson	Stanford	6,885	1977-78, 80-81
13	Kevin Faulk	LSU	6,833	1995-98
14	Darren Sproles	Kansas State	6,812	2001-04
15	DeMarco Murray	Oklahoma	6,718	2007-10
16	Ron Dayne	Wisconsin	6,701	1996-99
17	Terance Mathis	New Mexico	6,691	1985-87, 89
18	Tony Dorsett	Pittsburgh	6,615	1973-76
19	Paul Palmer	Temple	6,609	1983-86
20	Charles White	USC	6,545	1976-79
21	Trevor Cobb	Rice	6,512	1989-92
22	Mewelde Moore	Tulane	6,505	2000-03
23	Kevin Robinson	Utah State	6,479	2004-07
24	CYRUS GRAY	TEXAS A&M	6,423	2008-11
25	Dwayne Harris	East Carolina	6,380	2007-10



17 GRADUATES ON AGGIES' 2011 BOWL ROSTER

Danny Baker	May	Tony Jerod-Eddie	December	Ryan Tannehill	May
Ben Bass	May	Coryell Judie	December	Kolten Thigpen	December
Tommy Dorman	December	Kyle Mangan	December	Garrick Williams	May
Evan Eike	August	Taylor Randle	August	Andrew Wolridge	December
Jeffrey Hyde	December	Matt Sherman	August	Ken Wood	December
Jared Jaroszewski	December	Lionel Smith	August		

2011 TEXAS A&M FOOTBALL

SCHEDULE / RESULTS

DATE		OPPONENT	W / L	SCORE	OVERALL	BIG 12	START	TIME	TEMP	ATTEND	
SEPTEMBER	4	Sun.	SMU	W	46-14	1-0	6:41p	3:15	95°	86,951	
	17	Sat.	Idaho	W	37-7	2-0	6:10p	2:53	90°	86,623	
	24	Sat.	* Oklahoma State	L	29-30	2-1	0-1	2:41p	3:43	91°	87,358
OCTOBER	1	Sat.	† vs. Arkansas	L	38-42	2-2	11:01a	3:43	82°	69,838	
	8	Sat.	* at Texas Tech	W	45-40	3-2	1-1	6:11p	3:39	68°	58,416
	15	Sat.	* BAYLOR	W	55-28	4-2	2-1	11:11a	3:24	73°	87,361
	22	Sat.	* at Iowa State	W	33-17	5-2	3-1	2:36p	3:27	66°	51,131
	29	Sat.	* MISSOURI	L	31-38 (OT)	5-3	3-2	11:11a	3:37	53°	86,934
NOVEMBER	5	Sat.	* at Oklahoma	L	25-41	5-4	3-3	2:36p	3:48	63°	85,709
	12	Sat.	* at Kansas State	L	50-53 (4OT)	5-5	3-4	2:41p	4:07	63°	46,204
	19	Sat.	* Kansas	W	61- 7	6-5	4-4	11:11a	3:11	79°	86,411
	24	Sat.	* TEXAS	L	25-27	6-6	4-5	7:10p	3:48	61°	88,645
NOVEMBER	31	Sat.	^ vs. Northwestern	W	33-22	7-6	11:01a	3:19	72°	68,395	

* Big 12 Conference game. † Southwest Classic, Cowboys Stadium, Arlington. ^ - Meineke Car Care Bowl of Texas (Reliant Stadium - Houston, Texas).

SCORE BY QUARTERS

	1ST	2ND	3RD	4TH	OT	TOTAL
TEXAS A&M	113	209	88	79	19	508
OPPONENTS	59	74	110	94	29	366



RECORD BREAKDOWN

Overall	7-6
Home	4-3
Away	2-2
Neutral	1-1
Big 12	4-5
Non-Conference	3-1
Overtime	0-2
Day	4-5
Night	3-1
Televised	7-6
Non-Televised	0-0
vs Top 25	1-4
vs Top 15	0-3
vs Top 10	0-2
vs Top 5	0-0
Scores First	6-5
Opponent Scores First	1-1
Leading after 1st Qtr	5-2
Trailing after 1st Qtr	2-3
Tied after 1st Qtr	0-1
Leading at Half	7-5
Trailing at Half	0-1
Tied at Half	0-0
Leading after 3rd Qtr	7-2
Trailing after 3rd Qtr	0-4
Tied after 3rd Qtr	0-0
Wins Coin Toss	2-3
Loses Coin Toss	5-3
Natural Grass	6-4
Artificial Surface	1-2

TEAM STATISTICS

	A&M	OPPONENT		A&M	OPPONENT
SCORING	508	366	KICK RETURNS: #-Yards	42-909 (21.6)	61-1238 (20.3)
Points Per Game	39.1	28.2	PUNT RETURNS: #-Yards	32-435 (13.6)	12-207 (17.2)
FIRST DOWNS	345	287	INT RETURNS: #-Yards	7-216	15-171
Rushing	134	106	FUMBLES-LOST	18-9	25-8
Passing	189	153	PENALTIES-Yards	91-855	97-746
Penalty	22	28	Average Per Game	65.8	57.4
RUSHING YARDAGE	2589	1324	PUNTS-Yards	54-2236	85-3598
Yards gained rushing	2785	1875	Average Per Punt	41.4	42.3
Yards lost rushing	196	551	TIME OF POSSESSION/Game	28:28	31:32
Rushing Attempts	507	508	3RD-DOWN CONVERSIONS	88-191 (46%)	91-225 (40%)
Average Per Rush	5.1	2.6	4TH-DOWN CONVERSIONS	2-10 (20%)	9-21 (43%)
Average Per Game	199.2	101.8	SACKS By-Yards	51-343	9-44
TDs Rushing	29	25	FIELD GOALS-ATTEMPTS	29-33	17-21
PASSING YARDAGE	3784	3592	ON-SIDE KICKS	0-1	0-3
Comp-Att-Int	331-537-15	319-511-7	RED-ZONE SCORES	(59-62) 95%	(43-49) 88%
Average Per Pass	7.0	7.0	PAT-ATTEMPTS	(55-57) 96%	(41-41) 100%
Average Per Catch	11.4	11.3	ATTENDANCE AVG	87,183	60,365
Average Per Game	291.1	276.3			
TDs Passing	29	19			
TOTAL OFFENSE	6373	4916			
Total Plays	1044	1019			
Average Per Play	6.1	4.8			
Average Per Game	490.2	378.2			

2011 REVIEW

TEXAS A&M GAME-BY-GAME STATISTICS

OFFENSE

DATE	OPPONENT	NO.	RUSHING			RECEIVING			C-A-1	PASSING			KICK RETURNS				PUNT RETURNS				tot OFF	
			YDS	TD	LG	NO.	YDS	TD		LG	YDS	TD	LG	NO	YDS	TD	LG	NO	YDS	TD		LG
SEPT. 4	SMU	39	212	4	37	21	246	2	32	21-26-0	246	2	32	1	18	0	18	2	-3	0	5	458
17	IDAHO	38	140	2	17	30	377	2	27	30-43-1	377	2	27	2	57	0	38	4	46	0	23	517
24	OKLAHOMA STATE	27	162	1	65	28	309	2	33	28-47-3	309	2	33	1	21	0	21	2	9	0	10	471
OCT. 1	vs. Arkansas	54	381	5	48	25	247	0	44	25-35-1	247	0	44	6	116	0	35	4	29	0	15	628
8	at Texas Tech	46	205	4	19	16	188	1	38	16-26-0	188	1	38	6	143	0	33	1	19	0	19	393
15	BAYLOR	45	266	1	34	25	415	6	68	25-38-1	415	6	68	4	91	0	26	2	13	0	12	681
22	at Iowa State	47	247	1	31	24	263	2	25	24-43-0	263	2	25	3	51	0	24	5	27	0	14	510
29	MISSOURI	46	183	1	22	35	317	3	25	35-53-1	317	3	25	5	107	0	32	0	0	0	0	500
NOV. 5	at Oklahoma	29	148	1	31	32	379	2	79	32-63-3	379	2	79	3	47	0	25	2	43	0	35	527
12	at Kansas State	43	272	3	63	27	210	3	23	27-46-1	210	3	23	4	98	0	27	1	1	0	1	482
19	KANSAS	33	189	4	36	21	280	3	52	21-27-0	280	3	52	0	0	0	3	162	1	72	469	
24	TEXAS	33	104	0	12	20	224	2	29	20-49-3	224	2	29	4	83	0	40	2	35	0	33	328
DEC. 31	vs. Northwestern	27	80	2	19	27	329	1	38	27-40-1	329	1	38	3	77	0	35	4	54	0	35	409
TEXAS A&M		507	2589	29	65	331	3784	29	79	331-537-15	3784	29	79	42	909	0	40	32	435	1	72	6373
OPPONENTS		508	1324	25	43	319	3592	19	77	319-511-7	3592	19	77	61	1238	0	49	12	207	0	81	4916

DEFENSE

DATE	OPPONENT	SOLO	TACKLES			SACKS	FUMBLES		INT-YDS	QBH	PASS BRK	BLKD KICK	KICKS ATT-MAD	2-PT CONV		SAF	PTS
			AST	TOTAL	TFL-YDS		FF	FR-YDS						RUN	RVCV		
SEPT. 4	SMU	32	38	70	9.0-42	8.0-41	1	0-0	2-81	5	3	0	6-4	0	0	0	46
17	IDAHO	30	40	70	7.0-31	3.0-20	0	0-0	0-0	2	5	0	4-4	0	0	0	37
24	OKLAHOMA STATE	45	60	105	8.0-46	3.0-28	0	1-0	0-0	1	4	0	3-3	0	0	1	29
OCT. 1	vs. Arkansas	52	18	70	6.0-33	4.0-31	1	0-0	0-0	6	5	0	5-5	0	0	0	38
8	at Texas Tech	78	2	80	7.0-28	3.0-20	2	0-0	0-0	4	4	1	6-6	0	0	0	45
15	BAYLOR	42	26	68	7.0-28	5.0-26	1	0-0	1-0	4	2	0	7-7	0	0	0	55
22	at Iowa State	48	10	58	8.0-37	2.0-11	2	0-0	1-16	2	9	0	3-3	0	0	0	33
29	MISSOURI	40	48	88	6.0-24	2.0-15	1	1-0	0-0	3	2	0	4-4	0	0	0	31
NOV. 5	at Oklahoma	47	25	72	3.0-13	1.0-10	1	1-1	0-0	2	9	0	2-2	0	1	0	25
12	at Kansas State	51	22	73	10.0-39	4.0-23	1	2-0	1-57	0	0	0	5-5	0	0	0	50
19	KANSAS	39	70	109	15.0-68	6.0-43	3	2-0	1-42	2	3	0	8-8	0	0	1	61
24	TEXAS	39	32	71	6.0-17	2.0-10	1	1-0	1-20	3	2	0	1-1	0	0	0	25
DEC. 31	vs. Northwestern	46	42	88	12.0-70	8.0-65	2	0-0	0-0	2	7	0	3-3	0	0	0	33
TEXAS A&M		591	432	1023	104.0-476	51.0-343	16	8-1	7-216	36	55	1	57-55	0	1	2	508
OPPONENTS		586	432	1018	65.0-192	9.0-44	13	9-23	15-171	26	69	2	41-41	1	1	0	366

SPECIAL TEAMS

DATE	OPPONENT	NO	YDS	AVG	PUNTING					FIELD GOALS			KICKOFFS					
					BLKD	TB	FC	50+	I20	ATT-MADE	LG	BLKD	NO	YDS	AVG	TB	OB	
SEPT. 4	SMU	2	79	39.5	40	0	0	1	0	1	2-2	37	0	9	614	68.2	4	1
17	Idaho	3	131	43.7	68	0	1	0	1	1	4-3	46	0	8	519	64.9	1	0
24	OKLAHOMA STATE	3	123	41.0	52	0	1	0	1	2	2-2	43	0	6	408	68.0	2	0
OCT. 1	vs. Arkansas	6	214	35.7	50	0	0	4	1	4	1-1	23	0	7	448	64.0	1	0
8	at Texas Tech	5	228	45.6	68	0	0	2	2	2	1-1	45	0	8	523	65.4	4	0
15	Baylor	0	0	0.0	0	0	0	0	0	0	2-2	47	0	10	667	66.7	4	0
22	at Iowa State	5	233	46.6	55	0	2	2	2	1	4-4	47	0	8	516	64.5	3	0
29	MISSOURI	5	173	34.6	41	0	0	2	0	1	1-1	35	0	6	411	68.5	2	0
NOV. 5	at Oklahoma	7	274	39.1	54	0	1	2	1	1	3-1	43	0	4	250	62.5	3	1
12	at Kansas State	6	266	44.3	56	0	1	4	2	1	4-3	42	0	6	387	64.5	2	0
19	KANSAS	0	0	0.0	0	0	0	0	0	0	1-1	28	0	10	627	62.7	5	1
24	TEXAS	8	335	41.9	49	0	0	3	0	4	4-4	52	0	7	479	68.4	1	0
DEC. 31	vs. Northwestern	4	180	45.0	55	0	1	0	1	1	4-4	47	0	7	467	66.7	0	0
TEXAS A&M		54	2236	41.4	68	0	7	20	11	19	33-29	52	0	96	6316	65.8	32	3
OPPONENTS		85	3598	42.3	65	0	12	21	18	14	21-17	49	1	66	4367	66.2	20	4

RED ZONE

Date	Opponent	W/L	Score	Times In RZ	Times Scored	Total Pts	Rush TDs	Pass TDs	TDs	FGs Made	FGA	Downs	Failed to score inside Red Zone			
													Int	Fumb	Half	Game
SEPT. 4	SMU	W	46-14	6	6	32	4	4	0	2	0	0	0	0	0	0
17	IDAHO	W	37-7	5	4	24	3	2	1	1	0	0	1	0	0	0
24	OKLAHOMA STATE	L	29-30	3	3	17	2	0	2	1	0	0	0	0	0	0
OCT. 1	vs. Arkansas	L	38-42	4	4	24	3	3	0	1	0	0	0	0	0	0
8	at Texas Tech	W	45-40	6	6	38	5	4	1	1	0	0	0	0	0	0
15	BAYLOR	W	55-28	5	5	31	4	1	3	1	0	0	0	0	0	0
22	at Iowa State	W	33-17	6	5	27	3	1	2	2	0	1	0	0	0	0
29	MISSOURI	L	31-38	6	5	31	4	1	3	1	0	1	0	0	0	0
NOV. 5	at Oklahoma	L	25-41	2	2	15	2	1	1	0	0	0	0	0	0	0
12	at Kansas State	L	50-53	8	8	47	6	3	3	2	0	0	0	0	0	0
19	KANSAS	W	61-7	3	3	17	2	2	0	1	0	0	0	0	0	0
24	TEXAS	L	25-27	4	4	19	2	0	2	2	0	0	0	0	0	0
DEC. 31	vs. Northwestern	W	33-22	4	4	20	2	2	0	2	0	0	0	0	0	0
TEXAS A&M — 59 of 62 (95.2%)				62	59	342	42	24	18	17	0	2	1	0	0	0
OPPONENTS — 43 of 49 (87.8%)				49	43	261	33	24	9	10	1	4	0	1	0	0

OPPONENTS GAME-BY-GAME STATISTICS

OFFENSE

DATE	OPPONENT	NO.	RUSHING				RECEIVING				C-A-1	PASSING			KICK RETURNS				PUNT RETURNS				tot OFF
			YDS	TD	LG	NO.	YDS	TD	LG	YDS		TD	LG	NO	YDS	TD	LG	NO	YDS	TD	LG		
SEPT. 4	SMU	32	79	1	27	23	268	1	28	23-38-2	268	1	28	4	58	0	22	0	0	0	0	347	
17	IDAHO	29	56	1	11	17	131	0	20	17-29-0	131	0	20	7	114	0	24	0	0	0	0	187	
24	OKLAHOMA STATE	35	46	1	31	47	438	2	31	47-60-0	438	2	31	4	58	0	21	1	1	0	1	484	
OCT. 1	vs. Arkansas	30	71	2	19	30	510	3	68	30-51-0	510	3	68	6	108	0	20	1	19	0	19	581	
8	at Texas Tech	39	132	1	16	44	391	3	37	44-66-0	391	3	37	4	137	0	47	2	17	0	17	523	
15	BAYLOR	31	50	1	11	28	430	3	77	28-40-1	430	3	77	6	129	0	49	0	0	0	0	480	
22	at Iowa State	33	125	2	19	16	180	0	30	16-40-1	180	0	30	5	115	0	32	1	3	0	3	305	
29	MISSOURI	50	284	3	43	16	198	2	42	16-24-0	198	2	42	4	112	0	46	1	-1	0	0	482	
NOV. 5	at Oklahoma	47	149	3	11	18	255	2	57	18-39-0	255	2	57	0	0	0	0	1	9	0	9	404	
12	at Kansas State	52	130	6	25	17	281	1	53	17-27-1	281	1	53	4	72	0	40	1	14	0	14	411	
19	KANSAS	55	64	1	15	19	133	0	21	19-28-1	133	0	21	4	59	0	19	0	0	0	0	197	
24	TEXAS	37	86	1	25	17	151	1	41	17-29-1	151	1	41	6	135	0	29	2	95	0	81	237	
DEC. 31	vs. Northwestern	38	52	2	15	27	226	1	20	27-40-0	226	1	20	7	141	0	32	2	50	0	47	278	
TEXAS A&M		507	2589	29	65	331	3784	29	79	331-537-15	3784	29	79	42	909	0	40	32	435	1	72	6373	
OPPONENTS		508	1324	25	43	319	3592	19	77	319-511-7	3592	19	77	61	1238	0	49	12	207	0	81	4916	

DEFENSE

DATE	OPPONENT	SOLO	TACKLES			SACKS NO-YDS	FUMBLES		INT-YDS	QBH	PASS BRK	BLKD KICK	KICKS ATT-MAD	2-PT CONV		SAF	PTS
			AST	TOTAL	TFL-YDS		FF	FR-YDS						RUN	Rcv		
SEPT. 4	SMU	22	60	82	1.0-1	0.0-0	1	0-0	0-0	1	1	2-2	0	0	0	0	14
17	IDAHO	43	44	87	4.0-16	0.0-0	1	1-0	1-0	3	4	0	1-1	0	0	0	7
24	OKLAHOMA STATE	33	38	71	7.0-20	2.0-8	1	1-0	3-7	1	7	0	3-3	0	0	0	30
OCT. 1	vs. Arkansas	65	30	95	3.0-7	0.0-0	1	1-1	1-0	1	1	0	4-4	1	0	0	42
8	at Texas Tech	60	0	60	8.0-31	1.0-3	1	0-0	0-0	2	5	0	4-4	0	0	0	40
15	BAYLOR	50	34	84	3.0-4	0.0-0	0	0-0	1-0	0	6	0	4-4	0	0	0	28
22	at Iowa State	62	24	86	6.0-21	3.0-16	1	1-0	0-0	3	6	0	2-2	0	0	0	17
29	MISSOURI	47	60	107	5.0-22	1.0-6	3	2-0	1-45	2	7	0	5-5	0	0	0	38
NOV. 5	at Oklahoma	50	18	68	8.0-15	0.0-0	1	1-0	3-38	3	9	0	5-5	0	0	0	41
12	at Kansas State	53	24	77	3.0-6	0.0-0	0	0-0	1-23	0	7	0	5-5	0	0	0	53
19	KANSAS	34	26	60	3.0-3	0.0-0	1	1-22	0-0	3	2	0	1-1	0	0	0	7
24	TEXAS	42	18	60	8.0-19	1.0-4	0	1-0	3-58	3	12	0	3-3	0	0	0	27
DEC. 31	vs. Northwestern	26	56	82	6.0-27	1.0-7	2	0-0	1-0	4	2	0	2-2	0	1	0	22
TEXAS A&M		591	432	1023	104.0-476	51.0-343	16	8-1	7-216	36	55	1	57-55	0	1	2	508
OPPONENTS		586	432	1018	65.0-192	9.0-44	13	9-23	15-171	26	69	2	41-41	1	1	0	366

SPECIAL TEAMS

DATE	OPPONENT	NO	YDS	AVG	LONG	PUNTING					FIELD GOALS			KICKOFFS				
						BLKD	TB	FC	50+	I20	ATT-MADE	LG	BLKD	NO	YDS	AVG	TB	OB
SEPT. 4	SMU	4	148	37.0	41	0	0	0	0	1	0-0	0	0	2	134	67.0	1	0
17	Idaho	10	425	42.5	52	0	0	3	2	1	0-0	0	0	2	132	66.0	0	0
24	OKLAHOMA STATE	4	180	45.0	54	0	1	0	1	0	3-3	27	0	7	495	70.7	6	0
OCT. 1	vs. Arkansas	7	339	48.4	56	0	1	2	4	1	2-2	32	0	8	559	69.9	2	0
8	at Texas Tech	3	124	41.3	43	0	1	1	0	1	5-4	49	1	8	534	66.8	1	1
15	BAYLOR	3	131	43.7	45	0	1	0	0	1	1-0	0	0	5	342	68.4	1	0
22	at Iowa State	9	377	41.9	53	0	1	0	2	1	1-1	43	0	4	248	62.0	0	1
29	MISSOURI	6	262	43.7	56	0	1	1	1	1	2-1	26	0	5	303	60.6	0	0
NOV. 5	at Oklahoma	9	398	44.2	62	0	3	0	4	4	2-2	39	0	8	540	67.5	5	0
12	at Kansas State	6	276	46.0	65	0	2	1	2	0	2-2	44	0	6	416	69.3	2	0
19	KANSAS	5	221	44.2	55	0	1	1	1	0	1-0	0	0	3	140	46.7	1	2
24	TEXAS	11	380	34.5	41	0	0	9	0	0	2-2	40	0	5	323	64.6	1	0
DEC. 31	vs. Northwestern	8	337	42.1	51	0	0	3	1	3	0-0	0	0	3	201	67.0	0	0
TEXAS A&M		54	2236	41.4	68	0	7	20	11	19	33-29	52	0	96	6316	65.8	32	3
OPPONENTS		85	3598	42.3	65	0	12	21	18	14	21-17	49	1	66	4367	66.2	20	4

RED ZONE

Date	Opponent	W/L	Score	Times In RZ	Times Scored	Total Pts	Rush TDs	Pass TDs	TDs	FGs Made	FGA	Downs	Failed to score inside Red Zone				
													Int	Fumb	Half	Game	
SEPT. 4	SMU	W	46-14	1	1	7	1	1	0	0	0	0	0	0	0	0	0
17	Idaho	W	37-7	1	1	7	1	1	0	0	0	0	0	0	0	0	0
24	Oklahoma State	L	29-30	7	6	30	3	1	2	3	0	0	0	1	0	0	0
OCT. 1	vs. Arkansas	L	38-42	5	5	27	3	2	1	2	0	0	0	0	0	0	0
8	at Texas Tech	W	45-40	6	6	34	4	1	3	2	0	0	0	0	0	0	0
15	Baylor	W	35-28	4	2	14	2	1	1	0	1	1	0	0	0	0	0
22	at Iowa State	W	33-17	3	2	14	2	2	0	0	0	1	0	0	0	0	0
29	Missouri	L	31-38	5	5	31	4	3	1	1	0	0	0	0	0	0	0
NOV. 5	at Oklahoma	L	25-41	5	4	24	3	3	0	1	0	1	0	0	0	0	0
12	at Kansas State	L	50-53	5	5	34	5	5	0	0	0	0	0	0	0	0	0
19	Kansas	W	61-7	2	1	7	1	1	0	0	0	1	0	0	0	0	0
24	Texas	L	25-27	2	2	10	1	1	0	1	0	0	0	0	0	0	0
DEC. 31	vs. Northwestern	W	33-22	3	3	22	3	2	1	0	0	0	0	0	0	0	0
TEXAS A&M — 59 of 62 (95.2%)				62	59	342	42	24	18	17	0	2	1	0	0	0	0
OPPONENTS — 43 of 49 (87.8%)				49	43	261	33	24	9	10	1	4	0	1	0	0	0

TEAM COMPARISON GAME-BY-GAME

Date	Opponent	Score	FIRST DOWNS			Pen	RUSHING		PASSING		TOTAL OFFENSE		Turnovers
			Total	Rush	Pass		Number-Yards	Comp-Att-Int	Yards	Plays-Yards	Return Yards		
SEPT. 4	SMU	46-14	25/20	12/4	12/15	1/1	39-212/32-79	21-26-0/23-38-2	246/268	65-458/70-347	96/58	0/2	
17	IDAHO	37-7	31/10	9/3	19/6	3/1	38-140/29-56	30-43-1/17-29-0	377/131	81-517/58-187	103/114	2/0	
24	OKLAHOMA STATE	29-30	25/33	7/8	17/22	1/3	27-162/35-46	28-47-3/47-60-0	309/438	74-471/95-484	30/66	4/1	
OCT. 1	vs. Arkansas	38-42	30/28	16/6	11/19	3/3	54-381/30-71	25-35-1/30-51-0	247/510	89-628/81-581	145/128	2/0	
8	at Texas Tech	45-40	23/34	14/12	7/17	2/5	46-205/39-132	16-26-0/44-66-0	188/391	72-393/105-523	162/154	0/0	
15	BAYLOR	55-28	35/24	14/6	17/17	4/1	45-266/31-50	25-38-1/28-40-1	415/430	83-681/71-480	104/129	1/1	
22	at Iowa State	33-17	30/17	14/6	15/8	1/3	47-247/33-125	24-43-0/16-40-1	263/180	90-510/73-305	94/118	1/1	
29	MISSOURI	31-38	29/25	8/17	20/8	1/0	46-183/50-284	35-53-1/16-24-0	317/198	99-500/74-482	107/156	3/1	
NOV. 5	at Oklahoma	25-41	28/20	7/12	20/7	1/1	29-148/47-149	32-63-3/18-39-0	379/255	92-527/86-404	91/47	4/1	
12	at Kansas State	50-53	22/21	10/9	12/8	0/4	43-272/52-130	27-46-1/17-27-1	210/281	89-482/79-411	156/109	1/3	
19	KANSAS	61-7	23/19	11/11	12/7	0/1	33-189/55-64	21-27-0/19-28-1	280/133	60-469/83-197	204/81	1/3	
24	TEXAS	25-27	22/12	7/5	12/5	3/2	33-104/37-86	20-49-3/17-29-1	224/151	82-328/66-237	138/288	4/2	
DEC. 31	vs. Northwestern	33-22	22/24	5/7	15/14	2/3	27-80/38-52	27-40-1/27-40-0	329/226	67-409/78-278	131/191	1/0	
TOTALS			508-366	345/287	134/106	189/153	22/28	507-2589/508-1324	331-537-15/319-511-7	3784/3592	1044-6373/1019-4916	1561/1639	24/15

Date	Opponent	3rd Down Conversions	4th Down Conversions	Time of Possession	TOP Margin	Avg Yds/Rush	Avg Yds/Pass	Avg Yds/Play	Punting Number-Avg	Penalties Number-Yards	
											SEPT. 4
17	IDAHO	6-13/2-14	0-0/1-2	29:48/30:12	-0:24	3.7/1.9	8.8/4.5	6.4/3.2	3-43.7/10-42.5	3-25/9-66	
24	OKLAHOMA STATE	7-13/8-18	0-0/0-2	26:57/33:03	-6:06	6.0/1.3	6.6/7.3	6.4/5.1	3-41.0/4-45.0	10-82/11-95	
OCT. 1	vs. Arkansas	7-15/8-17	0-1/0-0	31:56/28:04	3:52	7.1/2.4	7.1/10.0	7.1/7.2	6-35.7/7-48.4	7-72/14-112	
8	at Texas Tech	7-14/12-24	0-1/2-3	26:24/33:36	-7:12	4.5/3.4	7.2/5.9	5.5/5.0	5-45.6/3-41.3	9-100/9-70	
15	BAYLOR	10-13/7-13	0-0/1-2	31:12/28:48	2:24	5.9/1.6	10.9/10.8	8.2/6.8	0-0.0/3-43.7	7-56/10-83	
22	at Iowa State	5-16/6-18	0-1/0-1	31:54/28:06	3:48	5.3/3.8	6.1/4.5	5.7/4.2	5-46.6/9-41.9	7-70/8-50	
29	MISSOURI	14-23/6-15	0-1/1-2	34:30/25:30	9:00	4.0/5.7	6.0/8.2	5.1/6.5	5-34.6/6-43.7	7-50/5-45	
NOV. 5	at Oklahoma	6-18/9-21	0-1/0-0	27:39/32:21	-4:42	5.1/3.2	6.0/6.5	5.7/4.7	7-39.1/9-44.2	7-55/3-25	
12	at Kansas State	8-20/6-15	1-2/1-1	25:49/34:11	-8:22	6.3/2.5	4.6/10.4	5.4/5.2	6-44.3/6-46.0	10-96/1-5	
19	KANSAS	5-8/9-20	0-2/1-3	21:43/38:17	-16:34	5.7/1.2	10.4/4.8	7.8/2.4	0-0.0/5-44.2	1-15/6-40	
24	TEXAS	5-17/4-17	0-0/0-0	29:08/30:52	-1:44	3.2/2.3	4.6/5.2	4.0/3.6	8-41.9/11-34.5	10-117/10-70	
DEC. 31	vs. Northwestern	7-14/5-15	0-0/2-2	26:41/33:19	-6:38	3.0/1.4	8.2/5.7	6.1/3.6	4-45.0/8-42.1	7-67/8-67	
TOTALS			88-191/91-225	2-10/9-21	369:59/410:01	-40:02	5.1/2.6	7.0/7.0	6.1/4.8	54-41.4/85-42.3	855/746

numbers formatted in team/opponent format.

TEXAS A&M INDIVIDUAL STATISTICS

RUSHING									
	GP	Att	Gain	Loss	Net	Avg	TD	Long	Avg/G
32 Gray, Cyrus	11	198	1105	60	1045	5.3	12	63	95.0
33 Michael, Christine	9	149	920	21	899	6.0	8	48	99.9
17 Tannehill, Ryan	13	58	355	49	306	5.3	4	65	23.5
23 Malena, Ben	13	67	282	23	259	3.9	4	19	19.9
34 Randolph, Will	1	10	39	2	37	3.7	0	16	37.0
3 Showers, Jameill	4	9	33	0	33	3.7	1	12	8.2
7 Nwachukwu, Uzoma	13	3	34	2	32	10.7	0	24	2.5
25 Swope, Ryan	13	7	17	14	3	0.4	0	6	0.2
TOTAL	13	507	2785	196	2589	5.1	29	65	199.2
OPPONENTS	13	508	1875	551	1324	2.6	25	43	101.8

TOTAL OFFENSE						
	G	Plays	Rush	Pass	Total	Avg/G
17 Tannehill, Ryan	13	589	306	3744	4050	311.5
32 Gray, Cyrus	11	199	1045	0	1045	95.0
33 Michael, Christine	9	149	899	0	899	99.9
23 Malena, Ben	13	67	259	0	259	19.9
3 Showers, Jameill	4	14	33	40	73	18.2
34 Randolph, Will	1	10	37	0	37	37.0
7 Nwachukwu, Uzoma	13	3	32	0	32	2.5
25 Swope, Ryan	13	7	3	0	3	0.2
TOTAL	13	1044	2589	3784	6373	490.2
OPPONENTS	13	1019	1324	3592	4916	378.2

RECEIVING							
	GP	No.	Yds	Avg	TD	Long	Avg/G
25 Swope, Ryan	13	89	1207	13.6	11	79	92.8
8 Fuller, Jeff	13	70	828	11.8	6	38	63.7
7 Nwachukwu, Uzoma	13	50	639	12.8	2	47	49.2
32 Gray, Cyrus	11	31	239	7.7	3	26	21.7
80 Prioleau, Hutson	13	14	135	9.6	1	32	10.4
19 Lamothe, Michael	13	14	109	7.8	3	18	8.4
81 Hicks, Nehemiah	12	12	106	8.8	0	25	8.8
84 Kennedy, Malcome	13	11	140	12.7	0	26	10.8
23 Malena, Ben	13	10	52	5.2	1	13	4.0
4 Jackson, Brandal	13	8	108	13.5	0	22	8.3
5 McNeal, Kenric	5	8	101	12.6	0	33	20.2
33 Michael, Christine	9	8	35	4.4	1	11	3.9
9 Askew, Nate	13	6	85	14.2	1	27	6.5
TOTAL	13	331	3784	11.4	29	79	291.1
OPPONENTS	13	319	3592	11.3	19	77	276.3

PASSING								
	GP	Effic	Comp-Att-Int	Pct	Yds	TD	Lng	Avg/G
17 Tannehill, Ryan	13	133.18	327-531-15	61.6	3744	29	79	288.0
3 Showers, Jameill	4	147.20	4-5-0	80.0	40	0	23	10.0
32 Gray, Cyrus	11	0.00	0-1-0	0.0	0	0	0	0.0
TOTAL	13	133.06	331-537-15	61.6	3784	29	79	291.1
OPPONENTS	13	131.00	319-511-7	62.4	3592	19	77	276.3



2011 REVIEW

ALL-PURPOSE

	G	Rush	Rec	PR	KOR	IR	Tot	Avg/G
32 Gray, Cyrus	11	1045	239	0	116	0	1400	127.3
25 Swope, Ryan	13	3	1207	0	0	0	1210	93.1
33 Michael, Christine	9	899	35	0	0	0	934	103.8
8 Fuller, Jeff	13	0	828	0	0	0	828	63.7
22 Harris, Dustin	13	0	0	335	374	0	709	54.5
7 Nwachukwu, Uzoma	13	32	639	0	0	0	671	51.6
23 Malena, Ben	13	259	52	0	63	0	374	28.8
17 Tannehill, Ryan	13	306	0	0	0	0	306	23.5
5 McNeal, Kenric	5	0	101	100	0	0	201	40.2
5 Judie, Coryell	7	0	0	0	201	0	201	28.7
9 Askew, Nate	13	0	85	0	96	0	181	13.9
84 Kennedy, Malcome	13	0	140	0	0	0	140	10.8
80 Prioleau, Hutson	13	0	135	0	0	0	135	10.4
19 Lamothe, Michael	13	0	109	0	0	0	109	8.4
4 Jackson, Brandal	13	0	108	0	0	0	108	8.3
81 Hicks, Nehemiah	12	0	106	0	0	0	106	8.8
2 Campbell, Steven	6	0	0	0	21	51	72	12.0
21 Terrell, Steven	13	0	0	0	0	62	62	4.8
7 Frederick, Terrence	13	0	0	0	0	57	57	4.4
1 Hunter, Trent	13	0	0	0	0	46	46	3.5
3 Smith, Lionel	13	0	0	0	38	0	38	2.9
34 Randolph, Will	1	37	0	0	0	0	37	37.0
3 Showers, Jameill	4	33	0	0	0	0	33	8.2
TOTAL	13	2589	3784	435	909	216	7933	610.2
OPPONENTS	13	1324	3592	207	1238	171	6532	502.5

FIELD GOALS

	FGM-FGA	Pct	01-19	20-29	30-39	40-49	50-99	Lg	Blk
28 Bullock, Randy	29-33	87.9	2-2	8-8	6-7	12-14	1-2	52	0
TOTAL	29-33	87.9	2-2	8-8	6-7	12-14	1-2	52	0

FG SEQUENCE	TEXAS A&M	OPPONENTS
SMU	(19),(37)	-
Idaho	(25),(42),(46),44	-
Oklahoma State	(43),(35)	(27),(24),(18)
Arkansas	(23)	(26),(32)
Texas Tech	(45)	(49),(27),(49),50,(30)
Baylor	(35),(47)	30
Iowa State	(25),(47),(47),(20)	(43)
Missouri	(35)	(26),46
Oklahoma	(43),38,41	(29),(39)
Kansas State	50,(17),(42),(20)	(44),(38)
Kansas	(28)	39
Texas	(49),(52),(29),(32)	(23),(40)
Northwestern	(24),(40),(47),(31)	-

Numbers in (parentheses) indicate field goal was made. * blocked

PUNTING

	No.	Yds	Avg	Long	TB	FC	I20	Blkd
48 Epperson, Ryan	52	2145	41.2	68	6	20	19	0
38 Kaser, Drew	2	91	45.5	68	1	0	0	0
TOTAL	54	2236	41.4	68	7	20	19Δ	0
OPPONENTS	85	3598	42.3	65	12	21	14	0

KICKOFFS

	No.	Yds	Avg	TB	OB	Retn	Net	YdLn
28 Bullock, Randy	96	6316	65.8	32	3			
TOTAL	96	6316	65.8	32	3	1238	46.2	23
OPPONENTS	66	4367	66.2	20	4	909	46.3	23

SCORING

	TD	FGs	Kick	PATs				Saf	Points
				Rush	Rcv	Pass	DXP		
25 Bullock, Randy	0	29-33	55-57	0-0	0	0-0	0	0	142
32 Gray, Cyrus	15	0-0	0-0	0-0	0	0-0	0	0	90
25 Swope, Ryan	11	0-0	0-0	0-0	0	0-0	0	0	66
33 Michael, Christine	9	0-0	0-0	0-0	0	0-0	0	0	54
8 Fuller, Jeff	6	0-0	0-0	0-0	0	0-0	0	0	36
23 Malena, Ben	5	0-0	0-0	0-0	0	0-0	0	0	30
17 Tannehill, Ryan	4	0-0	0-0	0-0	0	1-3	0	0	24
19 Lamothe, Michael	3	0-0	0-0	0-0	0	0-0	0	0	18
7 Nwachukwu, Uzoma	2	0-0	0-0	0-0	0	0-0	0	0	12
22 Harris, Dustin	1	0-0	0-0	0-0	0	0-0	0	0	6
80 Prioleau, Hutson	1	0-0	0-0	0-0	0	0-0	0	0	6
7 Frederick, Terrence	1	0-0	0-0	0-0	0	0-0	0	0	6
3 Showers, Jameill	1	0-0	0-0	0-0	0	0-0	0	0	6
9 Askew, Nate	1	0-0	0-0	0-0	0	0-0	0	0	6
84 Kennedy, Malcome	0	0-0	0-0	0-0	1	0-0	0	0	2
TOTAL	60	29-33	55-57	0-0	1	1-3	0	2	508
OPPONENTS	45	17-21	41-41	1-1	1	1-2	0	0	366

INTERCEPTIONS

	No.	Yds	Avg	TD	Long
1 Hunter, Trent	2	46	23.0	0	30
21 Terrell, Steven	2	62	31.0	0	42
7 Frederick, Terrence	1	57	57.0	0	57
22 Harris, Dustin	1	0	0.0	0	0
2 Campbell, Steven	1	51	51.0	0	51
TOTAL	7	216	30.9	0	57
OPPONENTS	15	171	11.4	1	58



DUSTIN HARRIS

PUNT RETURNS

	No.	Yds	Avg	TD	Long
22 Harris, Dustin	18	335	18.6	1	72
5 McNeal, Kenric	13	100	7.7	0	23
6 Gardiner, Desmond	1	0	0.0	0	0
TOTAL	32	435	13.6	1	72
OPPONENTS	12	207	17.2	0	81

KICK RETURNS


	No.	Yds	Avg	TD	Long
22 Harris, Dustin	16	374	23.4	0	40
5 Judie, Coryell	8	201	25.1	0	38
32 Gray, Cyrus	6	116	19.3	0	35
9 Askew, Nate	5	96	19.2	0	26
3 Smith, Lionel	3	38	12.7	0	24
23 Malena, Ben	3	63	21.0	0	21
2 Campbell, Steven	1	21	21.0	0	21
TOTAL	42	909	21.6	0	40
OPPONENTS	61	1238	20.3	0	49

FUMBLE RETURNS


	No.	Yds	Avg	TD	Long
11 Stewart, Jonathan	1	1	1.0	0	1
7 Frederick, Terrence	0	0	0.0	1	0
TOTAL	1	1	1.0	1	1
OPPONENTS	2	23	11.5	0	22



TEXAS A&M DEFENSIVE STATISTICS



JONATHAN STEWART



SEAN PORTER



DAMONTRE MOORE



TONY JEROD-EDDIE

		Tackles			TFL/Yds	Sacks		Pass Def		Fumbles		Blkd		
		GP-GS	Solo	Asst		Total	No-Yds	Int-Yds	BrUp	QBH	Rcv-Yds	FF	Kick	Saf
11	Stewart, Jonathan	13-13	55	43	98	5.5-25	3.0-22		1	1	1-1	2		
1	Hunter, Trent	13-13	45	35	80	3.5-20	2.0-16	2-46	8	2		1		
10	Porter, Sean	13-13	50	29	79	17.0-93	9.5-74		2	6	1-0	1		
94	Moore, Damontre	12-10	41	31	72	17.5-70	8.5-50		1	2	1-0	4		
45	Jenkins, Steven	13-6	30	31	61	3.0-14	1.0-4		3					
83	Jerod-Eddie, Tony	13-13	28	28	56	7.0-37	5.0-35		1	6		1		
7	Frederick, Terrence	13-13	43	11	54	9.0-36	4.0-25	1-57	13		2-0			
3	Smith, Lionel	13-7	36	15	51	2.5-8	1.0-5		8			2		
99	Nealy, Spencer	13-9	19	26	45	8.0-33	1.5-8		1	2		1		
8	Williams, Garrick	9-5	25	13	38	0.5-2								
22	Harris, Dustin	13-4	26	7	33	2.0-13	2.0-13	1-0	8	1			1	
9	Thomas, Charlie	12-2	15	15	30	1.0-4			1	1				
39	Brown Jr., Eddie	13-13	12	17	29	4.0-21	3.0-17			3	2-0			
31	Matthews, Howard	13-2	19	9	28	3.0-16	2.0-15		1	4		1		
47	Russell, Caleb	13-3	17	10	27	4.0-25	3.0-23			3				
90	Bass, Ben	13-1	10	16	26	4.5-22	2.0-13		1	1				
21	Terrell, Steven	13-4	13	11	24	2.5-5		2-62		1				
5	Judie, Coryell	7-2	19	3	22	1.0-8	1.0-8		5	1		1		
4	Hurd Jr., Toney	13-2	14	6	20				1					
72	Stansbury, Gavin	13-0	7	8	15	3.5-9	1.0-7			1		2		
2	Campbell, Steven	6-5	10	5	15			1-51		1				
41	Alexander, Brandon	4-0	4	8	12	1.5-2								
42	Ennis, Kirby	13-0	6	5	11	2.0-9	1.5-8							
20	Jones, C.J.	13-0	4	6	10									
29	Everett, Deshazor	12-0	5	5	10									
6	Gardiner, Desmond	13-0	5	5	10									
33	Thompson, DeAndre	13-0	4	4	8									
14	Raven, Floyd	12-0	2	4	6									
68	Compton, Ben	9-0	5	1	6	1.0-1								
18	Mangan, Kyle	13-0	2	4	6									
36	Baggs, Donnie	10-0	4	2	6									
35	Taylor, Tyrell	10-0	1	3	4									
84	Kennedy, Malcome	13-0	3	1	4									
48	Epperson, Ryan	11-0	2		2									
23	Patterson, Domonique	3-0		2	2									
44	Wolridge, Andrew	4-0	1	1	2									
80	Prioleau, Hutson	13-4	1	1	2									
73	Scales, Rhontae	11-0		2	2									
25	Honeycutt, Clay	7-0		2	2									
92	Mathis, Jonathan	3-3		2	2	0.5-3								
89	Labhart, Travis	4-0	1	1	2									
28	Swope, Louie	2-0		2	2									
40	Ward, Shaun	9-0		1	1									
81	Hicks, Nehemiah	12-7	1		1									
76	Joeckel, Luke	13-13	1		1									
70	Ogbuehi, Cedric	10-6	1		1									
50	Ortega, Justin	12-0	1		1									
7	Nwachukwu, Uzoma	13-13		1	1									
8	Fuller, Jeff	13-12	1		1									
33	Michael, Christine	9-6	1		1									
32	Gray, Cyrus	11-5	1		1									
TOTAL		13-0	591	432	1023	104-476	51-343	7-216	55	36	8-1	16	1	2
OPPONENTS		13-0	586	432	1018	65.0-192	9-44	15-171	69	26	9-23	13	2	

2011 REVIEW

SOLO TACKLES

11	J. Stewart	55
10	S. Porter	50
1	T. Hunter	45
7	T. Frederick	43
94	D. Moore	41

ASSISTED TACKLES

11	J. Stewart	43
1	T. Hunter	35
10	S. Porter	29
45	S. Jenkins	31
94	D. Moore	31
99	S. Nealy	26

TACKLES FOR LOSS/YDS

94	D. Moore	17.5
10	S. Porter	17.0
7	T. Frederick	9.0
99	S. Nealy	8.0
83	T. Jerod-Eddie	7.0

QB SACKS/YDS

10	S. Porter	9.5
94	D. Moore	8.5
83	T. Jerod-Eddie	5.0
7	T. Frederick	4.0
Three players tied at		3.0

SPECIAL TEAMS TACKLES

20	C.J. Jones	10
6	D. Gardiner	9
29	D. Everett	8
33	D. Thompson	8
4	T. Hurd, Jr.	7
31	H. Matthews	7

PARTICIPATION CHART

	Name	GP/GS	SMU	IDAHO	OSU	ARK	TTU	BU	ISU	MU	OU	KSU	KU	UT	NWN
41	Alexander, B.	4/-	...	xxx	xxx	xxx	...	xxx
9	Askev, Nate	13/-	xxx	xxx	xxx	xxx	xxx	xxx	xxx	xxx	xxx	xxx	xxx	xxx	xxx
36	Baggs, Donnie	10/-	...	xxx	xxx	xxx	xxx	xxx	xxx	xxx	xxx	xxx	xxx
74	Baker, Danny	13/-	xxx	xxx	xxx	xxx	xxx	xxx	xxx	xxx	xxx	xxx	xxx	xxx	xxx
90	Bass, Ben	13/1	xxx	xxx	xxx	START	xxx	xxx	xxx	xxx	xxx	xxx	xxx	xxx	xxx
43	Bass, Justin	1/-	xxx
95	Bredthauer, Ben	13/-	xxx	xxx	xxx	xxx	xxx	xxx	xxx	xxx	xxx	xxx	xxx	xxx	xxx
39	Brown Jr., E.	13/13	START	START	START	START	START	START	START	START	START	START	START	START	START
28	Bullock, Randy	13/-	xxx	xxx	xxx	xxx	xxx	xxx	xxx	xxx	xxx	xxx	xxx	xxx	xxx
2	Campbell, S.	6/5	START	START	START	xxx	START	START
68	Compton, Ben	9/-	...	xxx	xxx	xxx	xxx	xxx	xxx	xxx	xxx
13	Dorman, Tommy	5/-	xxx	xxx	xxx	xxx	xxx
65	Eike, Evan	13/-	xxx	xxx	xxx	xxx	xxx	xxx	xxx	xxx	xxx	xxx	xxx	xxx	xxx
42	Ennis, Kirby	13/-	xxx	xxx	xxx	xxx	xxx	xxx	xxx	xxx	xxx	xxx	xxx	xxx	xxx
48	Epperson, Ryan	11/-	xxx	xxx	xxx	xxx	xxx	...	xxx	xxx	xxx	xxx	...	xxx	xxx
29	Everett, D.	12/-	xxx	xxx	xxx	xxx	xxx	xxx	xxx	xxx	xxx	xxx	xxx	xxx	...
7	Frederick, T.	13/13	START	START	START	START	START	START	START	START	START	START	START	START	START
8	Fuller, Jeff	13/12	START	START	START	START	START	START	START	START	START	START	xxx	START	START
6	Gardiner, D.	13/-	xxx	xxx	xxx	xxx	xxx	xxx	xxx	xxx	xxx	xxx	xxx	xxx	xxx
86	Gardner, Seth	3/-	...	xxx	xxx	xxx
78	Gramling, G.	1/-	xxx
32	Gray, Cyrus	11/5	START	START	START	xxx	xxx	xxx	xxx	xxx	xxx	START	START
57	Guthrie, Dylan	1/-	xxx
22	Harris, Dustin	13/4	START	START	START	START	xxx	xxx	xxx	xxx	xxx	xxx	xxx	xxx	xxx
51	Harrison, J.	11/5	xxx	xxx	...	xxx	START	START	START	START	xxx	...	xxx	xxx	START
81	Hicks, Nehemiah	12/7	START	...	xxx	xxx	xxx	START	START	START	START	START	xxx	START	xxx
25	Honeycutt, Clay	7/-	xxx	xxx	xxx	xxx	xxx	xxx	xxx
1	Hunter, Trent	13/13	START	START	START	START	START	START	START	START	START	START	START	START	START
4	Hurd Jr., Toney	13/2	xxx	xxx	xxx	xxx	xxx	xxx	xxx	xxx	START	START	xxx	xxx	xxx
62	Hyde, Jeffrey	5/-	xxx	xxx	xxx	xxx	...	xxx
4	Jackson, B.	13/1	xxx	xxx	xxx	xxx	xxx	xxx	xxx	xxx	xxx	xxx	START	xxx	xxx
45	Jenkins, Steven	13/6	xxx	xxx	xxx	xxx	xxx	START	START	START	xxx	xxx	START	START	START
83	Jerod-Eddie, T.	13/13	START	START	START	START	START	START	START	START	START	START	START	START	START
76	Joeckel, Luke	13/13	START	START	START	START	START	START	START	START	START	START	START	START	START
20	Jones, C.J.	13/-	xxx	xxx	xxx	xxx	xxx	xxx	xxx	xxx	xxx	xxx	xxx	xxx	xxx
5	Judie, Coryell	7/2	xxx	xxx	...	xxx	START	START	xxx	xxx	xxx
38	Kaser, Drew	1/-	...	xxx
84	Kennedy, M.	13/-	xxx	xxx	xxx	xxx	xxx	xxx	xxx	xxx	xxx	xxx	xxx	xxx	xxx
77	Klinke, Shep	6/3	START	START	START	...	xxx	xxx	xxx
89	Labhart, Travis	4/-	xxx	xxx	xxx	xxx
88	Lamascus, G.	1/-	xxx
19	Lamothe, M.	13/5	xxx	xxx	xxx	xxx	START	xxx	START	START	START	START	START	xxx	xxx
61	Lewis, Patrick	13/13	START	START	START	START	START	START	START	START	START	START	START	START	START
56	Liscum, Ryan	1/-	xxx
23	Malena, Ben	13/2	xxx	xxx	xxx	xxx	xxx	xxx	xxx	xxx	xxx	xxx	xxx	START	START
18	Mangan, Kyle	13/-	xxx	xxx	xxx	xxx	xxx	xxx	xxx	xxx	xxx	xxx	xxx	xxx	xxx
92	Mathis, J.	3/3	START	START	START
31	Matthews, H.	13/2	xxx	xxx	xxx	xxx	START	START	xxx	xxx	xxx	xxx	xxx	xxx	xxx
75	Matthews, Jake	13/13	START	START	START	START	START	START	START	START	START	START	START	START	START
5	McNeal, Kenric	5/-	xxx	xxx	xxx	xxx	xxx
33	Michael, C.	9/6	xxx	xxx	xxx	START	START	START	START	START	START	START
94	Moore, Damontre	12/10	...	xxx	xxx	START	START	START	START	START	START	START	START	START	START
99	Nealy, Spencer	13/9	xxx	xxx	xxx	xxx	START	START	START	START	START	START	START	START	START
7	Nwachukwu, U.	13/13	START	START	START	START	START	START	START	START	START	START	START	START	START
70	Ogbuehi, Cedric	10/6	xxx	xxx	xxx	START	xxx	START	START	START	START	START
50	Ortega, Justin	12/-	xxx	xxx	xxx	xxx	xxx	...	xxx	xxx	xxx	xxx	xxx	xxx	xxx
23	Patterson, D.	3/-	xxx	xxx	xxx
10	Porter, Sean	13/13	START	START	START	START	START	START	START	START	START	START	START	START	START
80	Prioleau, H.	13/4	xxx	START	START	START	xxx	xxx	xxx	xxx	xxx	xxx	xxx	xxx	START
24	Randle, Taylor	3/-	...	xxx	xxx	xxx
34	Randolph, Will	1/-	xxx
14	Raven, Floyd	12/-	...	xxx	xxx	xxx	xxx	xxx	xxx	xxx	xxx	xxx	xxx	xxx	xxx
47	Russell, Caleb	13/3	START	START	START	xxx	xxx	xxx	xxx	xxx	xxx	xxx	xxx	xxx	xxx
73	Scales, Rhontae	11/-	xxx	xxx	xxx	xxx	xxx	...	xxx	...	xxx	xxx	xxx	xxx	xxx
45	Sherman, Matt	3/-	...	xxx	xxx	xxx
3	Showers, J.	4/-	xxx	xxx	xxx
3	Smith, Lionel	13/7	xxx	xxx	xxx	xxx	xxx	xxx	START	START	START	START	START	START	START
72	Stansbury, G.	13/-	xxx	xxx	xxx	xxx	xxx	xxx	xxx	xxx	xxx	xxx	xxx	xxx	xxx
11	Stewart, J.	13/13	START	START	START	START	START	START	START	START	START	START	START	START	START
28	Swope, Louie	2/-	xxx	...	xxx
25	Swope, Ryan	13/10	START	START	START	START	START	START	xxx	xxx	xxx	START	START	START	START
17	Tannehill, Ryan	13/13	START	START	START	START	START	START	START	START	START	START	START	START	START
35	Taylor, Tyrell	10/-	xxx	xxx	xxx	xxx	...	xxx	xxx	xxx	xxx	xxx	xxx
21	Terrell, Steven	13/4	xxx	xxx	xxx	START	xxx	xxx	xxx	xxx	xxx	xxx	START	START	START
71	Thomas, Brian	12/12	START	START	START	START	START	START	START	START	START	START	START	START	...
9	Thomas, Charlie	12/2	xxx	xxx	xxx	xxx	xxx	xxx	xxx	xxx	START	START	xxx	xxx	...
33	Thompson, D.	13/-	xxx	xxx	xxx	xxx	xxx	xxx	xxx	xxx	xxx	xxx	xxx	xxx	xxx
67	Villavisencio	2/-	xxx	xxx
83	Walker, Michael	1/-	xxx
40	Ward, Shaun	9/-	xxx	xxx	xxx	xxx	...	xxx	xxx	xxx	xxx	xxx	...
8	Williams, G.	9/5	START	START	START	START	START	xxx	...	xxx	...	xxx	xxx
85	Williams, L	3/-	xxx	xxx	...	xxx
44	Wolridge, A.	4/-	xxx	...	xxx	xxx	...	xxx
59	Woodum, Allen	1/-	xxx

2011 REVIEW

RUSHING / RECEIVING / PASSING — GAME-BY-GAME

RUSHING

	No-Yds/TD	SMU	IDAHO	OSU	ARK	TTU	BU	ISU	MU	OU	KSU	KU	UT	NWN
32 Gray, Cyrus	198-1045/12	21-132/2	29-101/2	13-35/0	17-95/2	21-116/1	12-42/0	21-125/0	16-58/0	9-29/0	30-218/2	9-94/3	DNP	DNP
33 Michael, Christine	149-899/8	14-85/2	5-31/0	6-62/0	32-230/3	15-52/1	21-105/1	18-142/1	21-104/0	17-88/0	DNP	DNP	DNP	DNP
17 Tannehill, Ryan	58-306/4	2-4/0	1-0/0	7-69/1	5-56/0	9-55/2	5-55/0	5--16/0	5-12/1	2-15/0	5-31/0	1-2/0	8-21/0	3-10/0
23 Malena, Ben	67-259/4	1-0/0	2-3/0	-	-	-	4-33/0	-	-	1-16/1	3-15/0	8-32/1	25-83/0	23-77/2
34 Randolph, Will	10-37/0	DNP	DNP	DNP	DNP	DNP	DNP	DNP	DNP	DNP	DNP	10-37/0	DNP	DNP
3 Showers, Jameill	9-33/1	DNP	-	DNP	DNP	DNP	-	DNP	DNP	DNP	4-9/1	5-24/0	DNP	DNP
7 Nwachukwu, Uzoma	3-32/0	-	-	-	-	-	2-34/0	1--2/0	-	-	-	-	-	-
25 Swope, Ryan	7-3/0	-	1-5/0	1--4/0	-	-	-	-	4-9/0	-	-	-	-	1--7/0

RECEIVING

	No-Yds/TD	SMU	IDAHO	OSU	ARK	TTU	BU	ISU	MU	OU	KSU	KU	UT	NWN
25 Swope, Ryan	89-1207/11	8-109/1	6-74/1	7-105/0	5-92/0	3-33/0	11-206/4	4-40/0	8-66/1	8-149/1	9-58/1	9-137/2	3-33/0	8-105/0
8 Fuller, Jeff	70-828/6	6-52/0	5-79/0	6-55/2	9-82/0	1-12/0	5-71/0	7-75/1	5-42/0	6-54/0	4-47/1	2-33/0	7-107/1	7-119/1
7 Nwachukwu, Uzoma	50-639/2	3-23/0	6-80/0	4-37/0	4-35/0	4-74/0	4-94/1	4-58/0	6-49/0	3-50/0	4-44/1	1-5/0	2-23/0	5-67/0
32 Gray, Cyrus	31-239/3	1-4/0	5-58/1	3-9/0	1-3/0	1-21/0	2-17/0	3-35/0	6-46/1	6-33/1	3-13/0	-	DNP	DNP
84 Kennedy, Malcome	11-140/0	-	-	-	-	-	1-19/0	-	3-38/0	4-60/0	-	3-23/0	-	-
80 Prioleau, Hutson	14-135/1	1-32/1	1-21/0	-	2-8/0	-	-	2-17/0	3-18/0	1-11/0	2-18/0	1-8/0	-	1-2/0
17 Lamothe, Michael	14-109/3	1-16/0	3-10/0	-	-	2-14/1	-	2-26/1	1-2/1	2-20/0	2-16/0	-	1-5/0	-
4 Jackson, Brandal	8-108/0	-	-	3-32/0	-	1-8/0	-	-	-	-	-	2-33/0	2-35/0	-
81 Hicks, Nehemiah	12-106/0	-	DNP	-	-	3-21/0	-	1-6/0	2-47/0	1-8/0	3-14/0	1-5/0	1-5/0	-
5 McNeal, Kenric	8-101/0	1-10/0	2-21/0	4-65/0	-	1-5/0	DNP	DNP	DNP	DNP	DNP	DNP	DNP	DNP
9 Askew, Nate	6-85/1	-	1-23/0	-	2-20/0	-	-	1-6/0	-	-	-	2-36/1	-	-
23 Malena, Ben	10-52/1	-	-	-	-	-	-	-	-	-	-	-	4-16/1	6-36/0
33 Michael, Christine	8-35/1	-	1-11/0	1-6/0	2-7/0	-	2-8/1	-	1-9/0	1--6/0	DNP	DNP	DNP	DNP



JEFF FULLER



BEN MALENA

PASSING

#17 RYAN TANNEHILL

	Att	Comp	Int	Pct	Yards	TD	Long	Sack	Yds	Effic
SMU	26	21	0	80.8	246	2	32	0	0	185.6
IDAHO	39	26	1	66.7	337	2	27	0	0	151.0
OKLAHOMA STATE	47	28	3	59.6	309	2	33	2	8	116.1
vs Arkansas	35	25	1	71.4	247	0	44	0	0	125.0
at Texas Tech	26	16	0	61.5	188	1	38	1	3	135.0
BAYLOR	37	25	1	67.6	415	6	68	0	0	209.9
at Iowa State	43	24	0	55.8	263	2	25	3	16	122.5
MISSOURI	53	35	1	66.0	317	3	25	1	6	131.2
at Oklahoma	64	32	3	50.0	379	2	79	0	0	100.7
at Kansas State	46	27	1	58.7	210	3	23	0	0	114.2
KANSAS	26	21	0	80.8	280	3	52	0	0	209.3
at Texas	49	20	3	40.8	224	2	29	1	4	80.4
vs Northwestern	40	27	1	67.5	329	1	38	1	7	139.8
TOTALS	531	327	15	61.6	3744	29	79	9	44	133.2

#3 JAMEILL SHOWERS

	Att	Comp	Int	Pct	Yards	TD	Long	Sack	Yds	Effic
SMU										-- Did Not Play --
IDAHO	4	4	0	100.0	40	0	23	0	0	184.0
OKLAHOMA STATE										-- Did Not Play --
vs Arkansas										-- Did Not Play --
at Texas Tech										-- Did Not Play --
BAYLOR	0	0	0	0.0	0	0	0	0	0	0.0
at Iowa State										-- Did Not Play --
MISSOURI										-- Did Not Play --
at Oklahoma										-- Did Not Play --
at Kansas State	0	0	0	0.0	0	0	0	0	0	0.0
KANSAS	1	0	0	0.0	0	0	0	0	0	0.0
at Texas										-- Did Not Play --
vs Northwestern										-- Did Not Play --
TOTALS	5	4	0	80.0	40	0	23	0	0	147.2

TACKLES — GAME-BY-GAME

	Name	Solo/Ast	Total	SMU	IDAHO	OSU	ARK	TTU	BU	ISU	MU	OU	KSU	KU	UT	NWN
11	Stewart, Jonathan	55-43	98	3-2	1-3	4-6	2-2	8-1	2-2	5-3	5-8	4-3	10-3	1-2	5-4	5-4
1	Hunter, Trent	45-35	80	2-2	3-1	4-8	5-4	6-0	3-1	1-0	4-6	7-3	3-1	2-5	1-1	4-3
10	Porter, Sean	50-29	79	5-5	4-1	3-5	4-0	7-0	2-2	7-1	3-2	4-1	3-3	2-3	3-3	3-3
94	Moore, Damontre	41-31	72	DNP	1-1	3-3	2-1	1-0	2-2	1-0	3-3	6-2	8-4	4-4	7-5	3-6
45	Jenkins, Steven	30-31	61	3-1	1-1	1-2	0-1	5-0	1-2	3-1	4-6	1-3	2-0	3-5	3-3	3-6
83	Jerod-Eddie, Tony	28-28	56	3-3	0-2	1-5	2-0	5-0	2-1	-	2-3	3-2	3-2	0-2	3-4	4-4
7	Frederick, Terrence	43-11	54	1-0	2-0	4-3	4-1	7-1	4-0	1-1	1-2	6-0	2-0	5-2	1-1	5-0
3	Smith, Lionel	36-15	51	1-1	1-2	4-2	3-0	2-0	4-1	4-0	3-1	4-1	1-1	3-1	3-1	3-4
99	Nealy, Spencer	19-26	45	0-1	0-2	-	1-1	2-0	4-3	5-0	2-5	1-2	3-2	0-6	1-3	0-1
8	Williams, Garrick	25-13	38	1-3	1-1	7-6	3-0	8-0	3-1	DNP	-	DNP	-	2-2	DNP	DNP
22	Harris, Dustin	26-7	33	2-0	1-1	6-2	5-1	2-0	2-0	3-1	1-1	-	-	1-0	-	3-1
9	Thomas, Charlie	15-15	30	0-1	1-2	1-3	4-2	-	1-1	-	-	4-2	2-3	2-1	-	DNP
39	Brown Jr., Eddie	12-17	29	1-4	1-0	0-3	-	1-0	1-1	2-0	1-4	0-1	1-1	0-2	2-1	2-0
31	Matthews, Howard	19-9	28	2-1	2-1	-	-	5-0	2-0	-	2-2	-	2-0	1-4	1-1	2-0
47	Russell, Caleb	17-10	27	1-1	0-1	1-3	4-2	5-0	1-2	1-0	-	2-1	-	1-0	1-0	-
90	Bass, Ben	10-16	26	-	1-2	-	-	3-0	0-1	1-1	1-2	1-2	1-0	1-3	0-3	1-2
21	Terrell, Steven	13-11	24	0-1	1-1	1-1	5-1	-	-	-	-	-	-	4-4	1-0	1-3
5	Judie, Coryell	19-3	22	1-2	4-1	DNP	3-0	5-0	3-0	DNP	DNP	DNP	DNP	DNP	2-0	1-0
4	Hurd Jr., Toney	14-6	20	-	0-2	-	1-0	-	1-1	2-0	-	2-1	6-0	2-1	-	0-1
72	Stansbury, Gavin	7-8	15	1-0	1-1	0-1	1-0	-	0-1	2-0	0-2	-	1-0	0-2	0-1	1-0
2	Campbell, Steven	10-5	15	1-1	0-1	2-2	DNP	DNP	2-0	3-0	2-1	DNP	DNP	DNP	DNP	DNP
41	Alexander, Brandon	4-8	12	DNP	1-1	DNP	DNP	-	DNP	DNP	DNP	-	DNP	3-7	DNP	DNP
42	Ennis, Kirby	6-5	11	2-1	1-1	1-0	-	1-0	-	-	-	-	-	0-3	-	1-0
6	Gardiner, Desmond	5-5	10	0-1	-	0-1	0-1	-	-	2-0	1-0	-	1-1	1-1	-	-
20	Jones, C.J.	4-6	10	1-1	0-3	-	-	-	-	1-1	1-0	-	1-1	-	-	-
29	Everett, Deshazor	5-5	10	1-1	0-1	0-1	1-0	-	0-1	-	-	-	-	0-1	3-0	DNP
33	Thompson, DeAndre	4-4	8	-	0-1	-	-	1-0	1-1	-	-	-	-	1-0	0-1	1-1
36	Baggs, Donnie	4-2	6	DNP	0-1	-	-	-	0-1	3-0	1-0	-	-	DNP	DNP	-
14	Raven, Floyd	2-4	6	DNP	0-2	-	1-1	-	0-1	-	1-0	-	-	-	-	-
68	Compton, Ben	5-1	6	DNP	2-0	DNP	-	2-0	-	1-1	2-0	-	-	-	DNP	DNP
18	Mangan, Kyle	2-4	6	0-2	-	0-1	-	1-0	-	-	1-0	-	-	-	-	0-1
35	Taylor, Tyrell	1-3	4	-	0-1	1-0	-	DNP	-	-	-	-	-	0-2	DNP	DNP
84	Kennedy, Malcome	3-1	4	-	-	-	-	-	-	-	-	1-0	-	-	1-0	1-1
48	Epperson, Ryan	2-0	2	-	-	-	1-0	-	DNP	-	-	-	-	DNP	-	1-0
23	Patterson, Domonique	0-2	2	-	DNP	DNP	DNP	DNP	DNP	DNP	DNP	DNP	-	0-2	DNP	DNP
28	Swope, Louie	0-2	2	DNP	DNP	DNP	DNP	DNP	DNP	DNP	DNP	DNP	DNP	0-1	DNP	0-1
44	Wolridge, Andrew	1-1	2	-	DNP	-	DNP	DNP	DNP	DNP	DNP	DNP	DNP	0-1	DNP	1-0
89	Labhart, Travis	1-1	2	DNP	DNP	DNP	DNP	DNP	DNP	DNP	DNP	DNP	-	0-1	1-0	-
80	Prioleau, Hutson	1-1	2	-	-	1-1	-	-	-	-	-	-	-	-	-	-
92	Mathis, Jonathan	0-2	2	0-1	0-1	-	DNP	DNP	DNP	DNP	DNP	DNP	DNP	DNP	DNP	DNP
25	Honeycutt, Clay	0-2	2	0-2	DNP	DNP	-	-	DNP	DNP	DNP	DNP	-	-	-	-
73	Scales, Rhontae	0-2	2	-	-	-	-	-	DNP	-	DNP	-	-	0-2	-	-
50	Ortega, Justin	1-0	1	-	-	-	-	1-0	DNP	-	-	-	-	-	-	-
76	Joeckel, Luke	1-0	1	-	-	-	-	-	-	-	-	1-0	-	-	-	-
7	Nwachukwu, Uzoma	0-1	1	-	-	0-1	-	-	-	-	-	-	-	-	-	-
33	Michael, Christine	1-0	1	-	-	-	-	-	-	-	1-0	-	DNP	DNP	DNP	DNP
81	Hicks, Nehemiah	1-0	1	-	DNP	-	-	-	-	-	-	-	1-0	-	-	-
70	Ogbuehi, Cedric	1-0	1	-	-	-	-	DNP	DNP	DNP	-	1-0	-	-	-	-
8	Fuller, Jeff	1-0	1	-	-	-	-	-	-	-	-	1-0	-	-	-	-
32	Gray, Cyrus	1-0	1	-	-	-	-	-	1-0	-	-	-	-	-	DNP	DNP
40	Ward, Shaun	0-1	1	-	0-1	-	DNP	DNP	-	DNP	-	-	-	-	-	DNP



JONATHAN STEWART



TRENT HUNTER

SEASON SUPERLATIVES

TEXAS A&M

INDIVIDUAL GAME HIGHS vs. OPPONENT

Rushes	32	Michael, Christine.....vs. Arkansas	Oct 01, 2011	
Yards Rushing	230	Michael, Christine.....vs. Arkansas	Oct 01, 2011	
TD Rushes	3	Michael, Christine.....vs. Arkansas	Oct 01, 2011	
		Gray, Cyrus.....vs. Kansas	Nov 19, 2011	
Long Rush	65	Tannehill, Ryan	vs. Oklahoma State	Sep 24, 2011
Pass attempts	64	Tannehill, Ryan	at Oklahoma	Nov 05, 2011
Pass completions	35	Tannehill, Ryan	vs. Missouri	Oct 29, 2011
Yards Passing	415	Tannehill, Ryan	vs. Baylor	Oct 15, 2011
TD Passes	6	Tannehill, Ryan	vs. Baylor	Oct 15, 2011
Long Pass	79	Tannehill, Ryan	at Oklahoma	Nov 05, 2011
Receptions	11	Swope, Ryan	vs. Baylor	Oct 15, 2011
Yards Receiving	206	Swope, Ryan	vs. Baylor	Oct 15, 2011
TD Receptions	4	Swope, Ryan	vs. Baylor	Oct 15, 2011
Long Reception	79	Swope, Ryan	at Oklahoma	Nov 05, 2011
Field Goals	4	Bullock, Randy	at Iowa State	Oct 22, 2011
		Bullock, Randy	vs. Texas	Nov 24, 2011
		Bullock, Randy	vs. Northwestern	Dec 31, 2011
Long Field Goal	52	Bullock, Randy	vs. Texas	Nov 24, 2011
Punts	8	Epperson, Ryan	vs. Texas	Nov 24, 2011
Punting Avg	46.6	Epperson, Ryan	at Iowa State	Oct 22, 2011
Long Punt	68	Kaser, Drew	vs. Idaho	Sep 17, 2011
		Epperson, Ryan	at Texas Tech	Oct 08, 2011
Punts inside 20	4	Epperson, Ryan	vs. Arkansas	Oct 01, 2011
		Epperson, Ryan	vs. Texas	Nov 24, 2011
Long Punt Return	72	Harris, Dustin	vs. Kansas	Nov 19, 2011
Long Kickoff Return	40	Harris, Dustin	vs. Texas	Nov 24, 2011
Tackles	13	Williams, Garrick	vs. Oklahoma State	Sep 24, 2011
		Stewart, Jonathan	vs. Missouri	Oct 29, 2011
		Stewart, Jonathan	at Kansas State	Nov 12, 2011
Sacks	3.0	Jerod-Eddie, Tony	vs. SMU	Sep 04, 2011
Tackles For Loss	3.5	Moore, Damontre	at Kansas State	Nov 12, 2011
Interceptions	1	Hunter, Trent	vs. SMU	Sep 04, 2011
		Campbell, Steven.....vs. SMU	Sep 04, 2011	
		Harris, Dustin.....vs. Baylor	Oct 15, 2011	
		Hunter, Trent	at Iowa State	Oct 22, 2011
		Frederick, Terrence.....at Kansas State	Nov 12, 2011	
		Terrell, Steven.....vs. Kansas	Nov 19, 2011	
		Terrell, Steven.....vs. Texas	Nov 24, 2011	

OPPONENTS

INDIVIDUAL GAME HIGHS vs. TEXAS A&M

Rushes	35	Klein, Collin.....	Kansas State	Nov 12, 2011
Yards Rushing	162	Josey, Henry.....	Missouri	Oct 29, 2011
TD Rushes	5	Klein, Collin.....	Kansas State	Nov 12, 2011
Long Rush	43	Josey, Henry.....	Missouri	Oct 29, 2011
Pass attempts	66	Doege, Seth	Texas Tech	Oct 08, 2011
Pass completions	47	Weeden, Brandon	Oklahoma State	Sep 24, 2011
Yards Passing	510	Tyler Wilson	Arkansas	Oct 01, 2011
TD Passes	3	Tyler Wilson	Arkansas	Oct 01, 2011
		Doege, Seth	Texas Tech	Oct 08, 2011
		Griffin III, Robert.....	Baylor	Oct 15, 2011
Long Pass	77	Griffin III, Robert.....	Baylor	Oct 15, 2011
Receptions	13	Jarius Wright.....	Arkansas	Oct 01, 2011
Yards Receiving	281	Jarius Wright.....	Arkansas	Oct 01, 2011
TD Receptions	2	Jarius Wright.....	Arkansas	Oct 01, 2011
Long Reception	77	Williams, T.	Baylor	Oct 15, 2011
Field Goals	4	Carona, Donnie.....	Texas Tech	Oct 08, 2011
Long Field Goal	49	Carona, Donnie.....	Texas Tech	Oct 08, 2011
Punts	11	Tucker, Justin	Texas	Nov 24, 2011
Punting Avg	48.4	Dylan Breeding	Arkansas	Oct 01, 2011
Long Punt	65	Doerr, Ryan	Kansas State	Nov 12, 2011
Punts inside 20	4	Way,Tress	Oklahoma	Nov 05, 2011
Long Punt Return	81	Diggs, Quandre.....	Texas	Nov 24, 2011
Long Kickoff Return	49	Goodley, Antwan	Baylor	Oct 15, 2011
Tackles	14	Acho, Emmanuel	Texas	Nov 24, 2011
Sacks	1.0	eight players tied		
Tackles For Loss	2.0	11 players tied		
Interceptions	1	15 players tied		



TEAM GAME HIGHS vs. OPPONENT

Rushes	54	vs Arkansas	Oct 01, 2011
Yards Rushing	381	vs Arkansas	Oct 01, 2011
Yards Per Rush	7.1	vs Arkansas	Oct 01, 2011
TD Rushes	5	vs Arkansas	Oct 01, 2011
Pass attempts	64	at Oklahoma	Nov 05, 2011
Pass completions	35	vs Missouri	Oct 29, 2011
Yards Passing	415	vs Baylor	Oct 15, 2011
Yards Per Pass	10.9	vs Baylor	Oct 15, 2011
TD Passes	6	vs Baylor	Oct 15, 2011
Total Plays	99	vs Missouri	Oct 29, 2011
Total Offense	681	vs Baylor	Oct 15, 2011
Yards Per Play	8.2	vs Baylor	Oct 15, 2011
Points	61	vs Kansas	Nov 19, 2011
Sacks By	8	vs SMU.....	Sep 04, 2011
		vs Northwestern.....	Dec 31, 2011
First Downs	35	vs Baylor	Oct 15, 2011
Penalties	10	vs Oklahoma State.....	Sep 24, 2011
		at Kansas State	Nov 12, 2011
		vs Texas	Nov 24, 2011
Penalty Yards	117	vs Texas.....	Nov 24, 2011
Turnovers	4	vs Oklahoma State.....	Sep 24, 2011
		at Oklahoma	Nov 05, 2011
		vs Texas.....	Nov 24, 2011
Interceptions By	2	vs SMU.....	Sep 04, 2011
Punts	8	vs Texas.....	Nov 24, 2011
Punting Avg	46.6	at Iowa State.....	Oct 22, 2011
Long Punt	68	vs Idaho	Sep 17, 2011
		at Texas Tech.....	Oct 08, 2011
Punts inside 20	4	vs Arkansas.....	Oct 01, 2011
		vs Texas.....	Nov 24, 2011
Long Punt Return	72	vs Kansas.....	Nov 19, 2011

TEAM GAME HIGHS vs. TEXAS A&M

Rushes	55	Kansas.....	Nov 19, 2011
Yards Rushing	284	Missouri.....	Oct 29, 2011
Yards Per Rush	5.7	Missouri.....	Oct 29, 2011
TD Rushes	6	Kansas State.....	Nov 12, 2011
Pass attempts	66	Texas Tech.....	Oct 08, 2011
Pass completions	47	Oklahoma State	Sep 24, 2011
Yards Passing	510	Arkansas	Oct 01, 2011
Yards Per Pass	10.8	Baylor	Oct 15, 2011
TD Passes	3	Arkansas	Oct 01, 2011
		Texas Tech	Oct 08, 2011
		Baylor	Oct 15, 2011
Total Plays	105	Texas Tech	Oct 08, 2011
Total Offense	581	Arkansas	Oct 01, 2011
Yards Per Play	7.2	Arkansas	Oct 01, 2011
Points	53	Kansas State.....	Nov 12, 2011
Sacks By	3	Iowa State.....	Oct 22, 2011
First Downs	34	Texas Tech.....	Oct 08, 2011
Penalties	14	Arkansas	Oct 01, 2011
Penalty Yards	112	Arkansas	Oct 01, 2011
Turnovers	3	Kansas State.....	Nov 12, 2011
		Kansas.....	Nov 19, 2011
Interceptions By	3	Oklahoma State	Sep 24, 2011
		Oklahoma	Nov 05, 2011
		Texas.....	Nov 24, 2011
Punts	11	Texas	Nov 24, 2011
Punting Avg	48.4	Arkansas	Oct 01, 2011
Long Punt	65	Kansas State.....	Nov 12, 2011
Punts inside 20	4	Oklahoma	Nov 05, 2011
Long Punt Return	81	Texas.....	Nov 24, 2011



EDDIE BROWN

MISCELLANEOUS STATISTICS

STARTING FIELD POSITION

	A&M Avg. Start	OPP. Avg. Start	A&M Advantage
SMU	own 43	own 20	+ 23
IDAHO	own 34	own 21	+ 13
OKLAHOMA STATE	own 22	own 28	- 6
vs Arkansas	own 24	own 25	- 1
at Texas Tech	own 33	own 29	+ 4
BAYLOR	own 23	own 24	- 1
at Iowa State	own 30	own 27	+ 3
MISSOURI	own 29	own 32	- 3
at Oklahoma	own 21	own 40	- 19
at Kansas State	own 34	own 28	+ 6
KANSAS	own 43	own 32	+ 11
TEXAS	own 35	own 31	+ 4
vs Northwestern	own 31	own 27	+ 4
TOTALS	own 30.9	own 28.0	+38 (+2.9)

GAME-OPENING DRIVES

	TEXAS A&M					OPPONENTS				
	Pts	Res	1 Dn	Pl-Yds	Time	Pts	Res	1 Dn	Pl-Yds	Time
SMU	7	TD	0	2-6	0:26	0	INT	1	4-14	2:21
IDAHO	0	INT	3	8-35	2:30	0	punt	1	4-3	2:00
OKLAHOMA STATE	7	TD	2	4-80	1:01	3	FG	4	13-72	4:21
vs Arkansas	7	TD	2	3-79	0:54	0	punt	0	3-7	1:18
at Texas Tech	7	TD	4	7-83	1:56	7	TD	4	13-58	3:33
BAYLOR	0	INT	4	9-58	2:49	0	punt	2	6-28	2:58
at Iowa State †	3	FG	0	4-6	1:51	0	INT	0	1-0	0:09
MISSOURI	0	punt	0	3-3	0:51	0	punt	0	3-(-8)	1:42
at Oklahoma †	0	punt	2	5-19	1:55	0	fumble	2	8-39	2:28
at Kansas State	0	punt	1	6-7	2:10	0	punt	1	6-11	3:14
KANSAS	7	TD	2	3-42	0:56	0	punt	1	6-18	2:43
TEXAS	7	TD	3	6-57	2:00	0	punt	0	3-2	1:29
vs Northwestern	0	punt	2	8-28	3:29	0	punt	1	5-8	1:32
TOTALS	45		25	5-39*	1:44*	10		17	6-20*	2:17*

* average † drive started after turnover

POINTS OFF TURNOVERS

Opponent	TEXAS A&M				OPPONENTS			
	OPP TOs	TDs	FG-Att	Pts.	A&M TOs	TDs	FG-Att	Pts.
SMU	2	2	0-0	14	0	0	0-0	0
IDAHO	0	0	0-0	0	2	0	0-0	0
OKLAHOMA STATE	1	0	0-0	0	4	1	1-1	10
vs Arkansas	0	0	0-0	0	2	1	0-0	7
at Texas Tech	0	0	0-0	0	0	0	0-0	0
BAYLOR	1	1	0-0	7	1	1	0-0	7
at Iowa State	1	0	1-1	3	1	0	1-1	3
MISSOURI	1	0	0-0	0	3	1	0-0	7
at Oklahoma	1	0	0-0	0	4	2	1-1	17
at Kansas State	3	3	0-0	21	1	1	0-0	7
KANSAS	3	2	0-0	14	1	0	0-0	0
TEXAS	2	0	1-1	3	4	3	0-0	21
vs Northwestern	0	0	0-0	0	1	1	0-0	7
TOTALS	15	8	2-2	62	24	11	3-3	86
	(FL: 25/8, 7 int)				(FL: 18/9, 15 int)			

F/L: total fumbles/fumbles lost

SECOND HALF-OPENING DRIVES

	TEXAS A&M					OPPONENTS				
	Pts	Res	1 Dn	Pl-Yds	Time	Pts	Res	1 Dn	Pl-Yds	Time
SMU	3	FG	4	11-78	4:05	0	downs	2	9-44	4:14
IDAHO	0	FG	2	8-33	2:34	0	punt	0	3-5	2:09
OKLAHOMA STATE	0	punt	1	5-18	2:19	7	TD	4	11-80	2:36
vs Arkansas	0	punt	0	3-2	1:23	3	FG	2	5-38	1:53
at Texas Tech	0	punt	0	3-5	0:51	0	punt	1	6-24	2:21
BAYLOR	7	TD	5	13-77	4:22	7	TD	1	2-46	0:41
at Iowa State	3	FG	2	6-69	1:55	0	punt	0	3-6	1:11
MISSOURI	0	fumble	2	8-41	3:58	0	punt	0	3-3	1:35
at Oklahoma	0	punt	1	4-19	0:54	0	punt	0	3-9	1:06
at Kansas State	0	punt	2	5-27	2:52	0	punt	1	5-14	2:07
KANSAS	7	TD	5	9-80	3:08	0	punt	1	6-(-2)	3:21
TEXAS	0	INT	3	11-43	3:54	† 7	TD	-	-	-
vs Northwestern	7	TD	4	7-93	2:23	0	punt	1	5-21	2:37
TOTALS	27		31	7-45*	2:39*	24		13	5-24*	2:09*

* average

PENALTIES

	A&M Pen.-Yds.	Opp. Pen.-Yds.	A&M Yd Diff
SMU	6- 50	3- 18	- 32
IDAHO	3- 25	9- 66	+ 41
OKLAHOMA STATE	10- 82	11- 95	+ 13
vs Arkansas	7- 72	14-112	+ 40
at Texas Tech	9-100	9- 70	- 30
BAYLOR	10- 83	7- 56	- 27
at Iowa State	7- 70	8- 50	- 20
MISSOURI	7- 50	5- 45	- 5
at Oklahoma	7- 55	3- 25	- 30
at Kansas State	10- 96	1- 5	- 91
KANSAS	1- 15	6- 40	+ 25
TEXAS	10- 70	10-117	- 47
vs Northwestern	7- 67	8- 67	-
TOTALS (per gm avg.)	91-855 (65.8)	97-746 (57.4)	- 109 (- 8.4)

A&M SCORING DRIVES

	Scoring Drives	TIME		PLAYS			
		Total	Avg	Total	Avg	5 or less	1-Play
SMU	8	21:25	2:40	55	6.9	2	0
IDAHO	7	16:13	2:19	53	7.5	1	0
Oklahoma State	5	13:40	3:25	50	10.0	1	0
vs Arkansas	6	18:08	3:01	51	8.5	1	0
at Texas Tech	7	14:47	2:27	44	7.3	1	0
BAYLOR	9	24:38	2:44	76	8.4	3	0
at Iowa State	7	17:37	2:31	56	8.0	1	0
MISSOURI*	5	18:42	3:44	51	10.2	1	0
at Oklahoma	4	8:59	2:14	32	4.5	1	0
at Kansas State*	5	8:40	1:44	24	4.8	3	1
KANSAS	8	26:02	3:15	44	5.5	3	1
TEXAS	6	14:16	2:22	43	7.1	1	0
vs Northwestern	7	18:57	2:42	51	7.3	1	0
TOTALS	84	194:08	2:18	630	7.5	20	1

* not including overtime possessions



STARTING LINEUPS

OFFENSIVE STARTERS

	WR	LT	LG	C	RG	RT	TE	WR	WR/FB	QB	RB
SMU	Fuller	Joeckel	Thomas	Lewis	Klinke	Matthews	Hicks	Nwachukwu	Swope	Tannehill	Gray
IDAHO	Fuller	Joeckel	Thomas	Lewis	Klinke	Matthews	Prioleau	Nwachukwu	Swope	Tannehill	Gray
OKLAHOMA STATE	Fuller	Joeckel	Thomas	Lewis	Klinke	Matthews	Prioleau	Nwachukwu	Swope	Tannehill	Gray
vs. Arkansas	Fuller	Joeckel	Thomas	Lewis	Ogbuehi	Matthews	Prioleau	Nwachukwu	Swope	Tannehill	Michael
at Texas Tech	Fuller	Joeckel	Harrison	Lewis	Thomas	Matthews	Lamothe	Nwachukwu	Swope	Tannehill	Michael
BAYLOR	Fuller	Joeckel	Harrison	Lewis	Thomas	Matthews	Hicks	Nwachukwu	Swope	Tannehill	Michael
at Iowa State	Fuller	Joeckel	Harrison	Lewis	Thomas	Matthews	Hicks	Nwachukwu	Lamothe	Tannehill	Michael
MISSOURI	Fuller	Joeckel	Harrison	Lewis	Thomas	Matthews	Hicks	Nwachukwu	Lamothe	Tannehill	Michael
at Oklahoma	Fuller	Joeckel	Ogbuehi	Lewis	Thomas	Matthews	Hicks	Nwachukwu	Lamothe	Tannehill	Michael
at Kansas State	Fuller	Joeckel	Thomas	Lewis	Ogbuehi	Matthews	Hicks	Nwachukwu	Swope	Tannehill	Gray
KANSAS	Jackson	Joeckel	Thomas	Lewis	Ogbuehi	Matthews	Lamothe	Nwachukwu	Swope	Tannehill	Gray
TEXAS	Fuller	Joeckel	Thomas	Lewis	Ogbuehi	Matthews	Hicks	Nwachukwu	Swope	Tannehill	Malena
vs. Northwestern	Fuller	Joeckel	Harrison	Lewis	Ogbuehi	Matthews	Prioleau	Nwachukwu	Swope	Tannehill	Malena



RANDY BULLOCK



TERRENCE FREDERICK

DEFENSIVE STARTERS

	DE	DT	DE	JACK	ILB	ILB	OLB	CB	CB	SS	FS
SMU	Mathis	Brown	Jerod-Eddie	Russell	Stewart	G. Williams	Porter	Frederick	Harris	Campbell	Hunter
IDAHO	Mathis	Brown	Jerod-Eddie	Russell	Stewart	G. Williams	Porter	Frederick	Harris	Campbell	Hunter
OKLAHOMA STATE	Mathis	Brown	Jerod-Eddie	Russell	Stewart	G. Williams	Porter	Frederick	Harris	Campbell	Hunter
vs. Arkansas	Bass	Brown	Jerod-Eddie	Moore	Stewart	G. Williams	Porter	Frederick	Harris	Terrell	Hunter
at Texas Tech	Nealy	Brown	Jerod-Eddie	Moore	Stewart	G. Williams	Porter	Frederick	Judie	Matthews	Hunter
BAYLOR	Nealy	Brown	Jerod-Eddie	Moore	Stewart	Jenkins	Porter	Frederick	Judie	Matthews	Hunter
at Iowa State	Nealy	Brown	Jerod-Eddie	Moore	Stewart	Jenkins	Porter	Frederick	Smith	Campbell	Hunter
MISSOURI	Nealy	Brown	Jerod-Eddie	Moore	Stewart	Jenkins	Porter	Frederick	Smith	Campbell	Hunter
at Oklahoma	Nealy	Brown	Jerod-Eddie	Moore	Stewart	Thomas	Porter	Frederick	Smith	Hurd	Hunter
at Kansas State	Nealy	Brown	Jerod-Eddie	Moore	Stewart	Thomas	Porter	Frederick	Smith	Hurd	Hunter
KANSAS	Nealy	Brown	Jerod-Eddie	Moore	Stewart	Jenkins	Porter	Frederick	Smith	Hurd	Hunter
TEXAS	Nealy	Brown	Jerod-Eddie	Moore	Stewart	Jenkins	Porter	Frederick	Smith	Hurd	Hunter
vs. Northwestern	Nealy	Brown	Jerod-Eddie	Moore	Stewart	Jenkins	Porter	Frederick	Smith	Terrell	Hunter



TONY JEROD-EDDIE



TRENT HUNTER

START CHART

	Career Starts	Consec Starts
Trent Hunter	47	19
Terrence Frederick	45	39
Jeff Fuller	40	2
Tony Jerod-Eddie	38	26
Patrick Lewis	35	35
Garrick Williams	34	—
Uzoma Nwachukwu	32	17
Cyrus Gray	30	—
Eddie Brown	29	13
Evan Eike	26	—
Luke Joeckel	26	26
Sean Porter	26	26
Brian Thomas	25	—
Ryan Tannehill	25	19
Ryan Swope	24	4
Jake Matthews	20	20
Jonathan Stewart	19	13
Dustin Harris	18	—
Nehemiah Hicks	17	—
Christine Michael	16	—
Stephen Campbell	12	—
Coryell Judie	12	—
Kyle Mangan	10	—
Damontre Moore	10	10
Brandal Jackson	8	—
Spencer Nealy	8	8
Steven Terrell	8	1
Hudson Prioleau	7	1
Lionel Smith	7	7
Stephen Jenkins	6	3
Michael Lamothe	5	—
Danny Baker	4	—
Toney Hurd, Jr.	4	—
Stephen Barrera	3	—
Caleb Russell	3	—
Ben Malina	2	2
Howard Matthews	2	—
Charlie Thomas	2	—
Kendric McNeal	1	—
Joe Villaviesceno	1	—



12TH MAN REPRESENTATIVE

	12th Man	#
SMU	Russell	1
IDAHO	C.J. Jones	1
OSU	C.J. Jones	2
vs. Ark	C.J. Jones	3
at TTU	C.J. Jones	4
BU	C.J. Jones	5
at ISU	C.J. Jones	6
MU	C.J. Jones	7
at OU	C.J. Jones	8
at KSU	C.J. Jones	9
KU	C.J. Jones	10
UT	C.J. Jones	11
vs. NWN	C.J. Jones	12

- appearances as 12th Man representative

TEXAS A&M'S 20-PLUS YARD PLAYS (102)

Yards	Type	Player(s)	Opponent
*79	Pass	Swope, Ryan from Tannehill, Ryan	Oklahoma
*72	PR	Harris, Dustin	Kansas
*68	Pass	Swope, Ryan from Tannehill, Ryan	Baylor
*68	Pass	Swope, Ryan from Tannehill, Ryan	Baylor
*65	FGR	Frederick, Terrence	Texas Tech
*65	Rush	Tannehill, Ryan	Oklahoma State
63	Rush	Gray, Cyrus	Kansas State
57	INT	Frederick, Terrence	Kansas State
55	PR	Harris, Dustin	Kansas
*52	Pass	Swope, Ryan from Tannehill, Ryan	Kansas
51	INT	Campbell, Steven	SMU
*48	Rush	Michael, Christine	Arkansas
*47	Pass	Nwachukwu, Uzoma from Tannehill, Ryan	Baylor
44	Pass	Swope, Ryan from Tannehill, Ryan	Arkansas
42	INT	Terrell, Steven	Kansas
40	KR	Harris, Dustin	Texas
38	KR	Judie, Coryell	Idaho
38	Pass	Nwachukwu, Uzoma from Tannehill, Ryan	Texas Tech
38	Pass	Fuller, Jeff from Tannehill, Ryan	Northwestern
37	Pass	Swope, Ryan from Tannehill, Ryan	Northwestern
37	Rush	Gray, Cyrus	SMU
*36	Rush	Gray, Cyrus	Kansas
35	KR	Gray, Cyrus	Arkansas
35	Pass	Nwachukwu, Uzoma from Tannehill, Ryan	Texas Tech
35	PR	Harris, Dustin	Oklahoma
35	PR	Harris, Dustin	Northwestern
35	KR	Harris, Dustin	Northwestern
35	PR	Harris, Dustin	Kansas
34	Rush	Tannehill, Ryan	Baylor
33	PR	Harris, Dustin	Texas
33	Pass	McNeal, Kenric from Tannehill, Ryan	Oklahoma State
33	KR	Judie, Coryell	Texas Tech
32	KR	Harris, Dustin	Missouri
*32	Pass	Prioleau, Hutson from Tannehill, Ryan	SMU
31	Rush	Michael, Christine	Oklahoma
31	Rush	Gray, Cyrus	Iowa State
31	KR	Judie, Coryell	Texas Tech
*30	Rush	Gray, Cyrus	Kansas
30	INT	Hunter, Trent	SMU
30	KR	Harris, Dustin	Missouri
29	Pass	Fuller, Jeff from Tannehill, Ryan	Texas
29	Pass	Fuller, Jeff from Tannehill, Ryan	Northwestern
*29	Rush	Michael, Christine	Arkansas
*28	Pass	Swope, Ryan from Tannehill, Ryan	SMU
28	Pass	Nwachukwu, Uzoma from Tannehill, Ryan	Oklahoma
27	Pass	Fuller, Jeff from Tannehill, Ryan	Idaho
*27	Pass	Swope, Ryan from Tannehill, Ryan	Kansas
27	Pass	Swope, Ryan from Tannehill, Ryan	Oklahoma State
27	KR	Harris, Dustin	Kansas State
27	Pass	Swope, Ryan from Tannehill, Ryan	Oklahoma State
*27	Pass	Askew, Nate from Tannehill, Ryan	Kansas
26	Pass	Fuller, Jeff from Tannehill, Ryan	Baylor
26	Pass	Gray, Cyrus from Tannehill, Ryan	Idaho
26	Pass	Swope, Ryan from Tannehill, Ryan	Northwestern
*26	Pass	Swope, Ryan from Tannehill, Ryan	Idaho
26	KR	Askew, Nate	Baylor
*26	Pass	Fuller, Jeff from Tannehill, Ryan	Northwestern
26	Rush	Tannehill, Ryan	Arkansas
26	KR	Harris, Dustin	Kansas State
26	Pass	Kennedy, Malcome from Tannehill, Ryan	Oklahoma
25	Pass	Swope, Ryan from Tannehill, Ryan	Oklahoma State
25	KR	Harris, Dustin	Oklahoma
25	Pass	Swope, Ryan from Tannehill, Ryan	Iowa State
25	Pass	Hicks, Nehemiah from Tannehill, Ryan	Missouri
24	Rush	Nwachukwu, Uzoma	Baylor
24	Rush	Michael, Christine	Iowa State
24	KR	Smith, Lionel	Northwestern
24	KR	Askew, Nate	Iowa State
23	PR	McNeal, Kenric	Idaho
23	Pass	Askew, Nate from Showers, Jameill	Idaho
23	Pass	Fuller, Jeff from Tannehill, Ryan	Idaho
23	Rush	Gray, Cyrus	Kansas State
23	KR	Judie, Coryell	Baylor
23	KR	Judie, Coryell	Texas Tech
23	Pass	Fuller, Jeff from Tannehill, Ryan	Kansas State

* touchdown scored on play

BY LENGTH

Yards	No.	TD
100+	0	0
90-99	0	0
80-89	0	0
70-79	2	2
60-69	5	4
50-59	4	1
40-49	5	2
30-39	24	3
20-29	62	6

BY PLAY TYPE

Type	No.	TD
Rushing	18	5
Passing	45	11
Punt returns	7	1
Kick returns	26	0
Interceptions	5	0
Fumble returns	0	0
Other	1	1
TOTAL	102	18



20-YARD PLUS BY PLAYER

Player	No.	TD	R	P	KR	PR	IR	FR
Harris, Dustin	18	1	0	0	12	6	0	0
Swope, Ryan	16	7	0	16	0	0	0	0
Gray, Cyrus	13	2	8	3	2	0	0	0
Nwachukwu, Uzoma	9	1	1	8	0	0	0	0
Fuller, Jeff	9	1	0	9	0	0	0	0
Michael, Christine	5	2	5	0	0	0	0	0
Judie, Coryell	5	0	0	0	5	0	0	0
Askew, Nate	4	1	0	2	2	0	0	0
Tannehill, Ryan	4	1	4	0	0	0	0	0
Malena, Ben	3	0	0	0	3	0	0	0
Frederick, Terrence	2	1	0	0	0	0	1	1
Prioleau, Hutson	2	1	0	2	0	0	0	0
McNeal, Kenric	2	0	0	1	0	1	0	0
Campbell, Steven	2	0	0	0	1	0	1	0
Terrell, Steven	2	0	0	0	0	0	2	0
Hicks, Nehemiah	2	0	0	2	0	0	0	0
Kennedy, Malcome	1	0	0	1	0	0	0	0
Smith, Lionel	1	0	0	0	1	0	0	0
Jackson, Brandal	1	0	0	1	0	0	0	0
Hunter, Trent	1	0	0	0	0	0	1	0
TOTAL	102	18	18	45	26	7	5	1

LONGEST PLAYS OF 2011

RUSHING

65 Tannehill, Ryan Sept. 24 vs Oklahoma State

RUSHING TOUCHDOWN

65 Tannehill, Ryan Sept. 24 vs Oklahoma State

PASSING

79 Swope, Ryan from Tannehill, Ryan Nov. 5 at Oklahoma

PASSING TOUCHDOWN

79 Swope, Ryan from Tannehill, Ryan Nov. 5 at Oklahoma

PUNT RETURN

72 Harris, Dustin vs Kansas Nov. 19

KICK RETURN

40 Harris, Dustin vs Texas Dec. 24

INTERCEPTION RETURN

57 Frederick, Terrence Nov. 12

FUMBLE RETURN

1 Stewart, Jonathan vs Oklahoma Nov. 5

FIELD GOAL RETURN

65 Frederick, Terrence at Texas Tech Oct. 8

PUNT

68 Epperson, Ryan at Texas Tech Oct. 8
Kaser, Drew vs Idaho Sept. 17

FIELD GOAL

53 Bullock, Randy vs Texas Nov. 24



RYAN SWOPE

OPPONENTS' 20-PLUS YARD PLAYS (87)

Yards	Type	Player(s)	Opponent
81	PR	Diggs, Quandre	Texas
*77	Pass	Williams, Terrance from Griffin III, Robert	Baylor
*68	Pass	Jarius Wright from Tyler Wilson	Arkansas
*58	INT	Byndom, Carrington	Texas
57	Pass	Broyles, Ryan from Jones, Landry	Oklahoma
*53	Pass	Harper, Chris from Klein, Collin	Kansas State
50	Pass	Reese, Tevin from Griffin III, Robert	Baylor
49	KR	Goodley, Antwan	Baylor
47	PR	Mark, Venric	Northwestern
47	KR	McRoy, Ben	Texas Tech
46	Pass	Harper, Chris from Klein, Collin	Kansas State
46	KR	Jackson, Jerrel	Missouri
45	INT	Ponder, Randy	Missouri
43	Rush	Josey, Henry	Missouri
*43	Pass	Reese, Tevin from Griffin III, Robert	Baylor
*42	Pass	Waters, Eric from Franklin, James	Missouri
42	KR	McRoy, Ben	Texas Tech
*41	Pass	Irby, Blaine from Shipley, Jaxon	Texas
40	KR	Thompson, T.	Kansas State
*39	Pass	Stills, Kenny from Jones, Landry	Oklahoma
38	Pass	Jarius Wright from Tyler Wilson	Arkansas
37	Pass	Marquez, Brad from Doege, Seth	Texas Tech
35	Pass	Torres, Alex from Doege, Seth	Texas Tech
34	Pass	Tannahill, T. from Klein, Collin	Kansas State
32	KR	Mark, Venric	Northwestern
32	KR	Lenz, Josh	Iowa State
*31	Pass	Reynolds, Jaz from Jones, Landry	Oklahoma
31	Pass	Dennis Johnson from Tyler Wilson	Arkansas
31	Pass	Jarius Wright from Tyler Wilson	Arkansas
31	Rush	Randle, Joseph	Oklahoma State
31	Pass	Cooper, Josh from Weeden, Brandon	Oklahoma State
30	Pass	Broyles, Ryan from Jones, Landry	Oklahoma
30	Pass	Lenz, Josh from Barnett, Jared	Iowa State
30	Pass	Sampson, Lane from Griffin III, Robert	Baylor
29	KR	Diggs, Quandre	Texas
29	Pass	Egnew, Michael from Franklin, James	Missouri
29	Pass	Lenz, Josh from Barnett, Jared	Iowa State
29	KR	McRoy, Ben	Texas Tech
28	Pass	Stewart, Josh from Weeden, Brandon	Oklahoma State
28	Pass	Wilkerson, Terrance from McDermott, J.J.	SMU
27	KR	Goodwin, Marquise	Texas
27	Pass	Shipley, Jaxon from McCoy, Case	Texas
27	Pass	Sexton, Curry from Klein, Collin	Kansas State
27	KR	West, Jarvis	Iowa State

Yards	Type	Player(s)	Opponent
*27	Pass	Holman, Keenan from McDermott, J.J.	SMU
27	Rush	Line, Zach	SMU
26	Pass	Johnson-, Darius from McDermott, J.J.	SMU
25	KR	Mark, Venric	Northwestern
25	Rush	McCoy, Case	Texas
*25	Rush	Klein, Collin	Kansas State
25	INT	Harris, Javon	Oklahoma
25	KR	Jackson, Jerrel	Missouri
25	Pass	Jarius Wright from Tyler Wilson	Arkansas
24	Pass	Jarius Wright from Tyler Wilson	Arkansas
24	KR	Princeton McCarty	Idaho
23	KR	Goodwin, Marquise	Texas
23	INT	Malone, Nigel	Kansas State
23	Pass	Thompson, T. from Klein, Collin	Kansas State
23	KR	Goodley, Antwan	Baylor
23	Pass	Chris Gagg from Tyler Wilson	Arkansas
23	Pass	Wilkerson, Terrance from McDermott, J.J.	SMU
22	KR	Mark, Venric	Northwestern
22	KR	Diggs, Quandre	Texas
22	KR	Diggs, Quandre	Texas
22	FR	Davis, Anthony	Kansas
22	KR	Josey, Henry	Missouri
22	KR	Goodley, Antwan	Baylor
22	Pass	Torres, Alex from Doege, Seth	Texas Tech
22	Pass	Dennis Johnson from Tyler Wilson	Arkansas
22	KR	Thompson, Der'rikk	SMU
21	Pass	Beshears, D.J. from Webb, Jordan	Kansas
21	KR	West, Jarvis	Iowa State
21	Pass	Franks, Jacoby from Doege, Seth	Texas Tech
21	Pass	Jarius Wright from Tyler Wilson	Arkansas
21	KR	Gilbert, Justin	Oklahoma State
21	KR	Justin Veltung	Idaho
20	Pass	Lawrence, R. from Persa, Dan	Northwestern
20	KR	Mark, Venric	Northwestern
20	Pass	Goodwin, Marquise from McCoy, Case	Texas
*20	Rush	Franklin, James	Missouri
*20	Pass	Torres, Alex from Doege, Seth	Texas Tech
20	KR	Dennis Johnson	Arkansas
20	KR	Dennis Johnson	Arkansas
20	Pass	Anyiam, Hubert from Weeden, Brandon	Oklahoma State
20	Pass	Blackmon, J. from Weeden, Brandon	Oklahoma State
20	Pass	Blackmon, J. from Weeden, Brandon	Oklahoma State
20	Pass	Mike Scott from Brian Reader	Idaho

* touchdown scored on play

LONGEST PLAYS OF 2011

RUSHING

43 Josey, Henry of Missouri Oct. 29

RUSHING TOUCHDOWN

43 Josey, Henry of Missouri Oct. 29

PASSING

77 Terrance Williams from Oct. 15
Robert Griffin III of Baylor

PASSING TOUCHDOWN

77 Terrance Williams from Oct. 15
Robert Griffin III of Baylor

PUNT RETURN

81 Diggs, Quandre of Texas Nov. 24

KICK RETURN

49 Antwan Goodley of Baylor Oct. 15

INTERCEPTION RETURN

58 Byndom, Carrington of Texas Nov. 24

FUMBLE RETURN

22 Davis, Anthony of Kansas Nov. 22

FIELD GOAL RETURN

n/a

PUNT

62 Way, Tress of Oklahoma Nov. 5

FIELD GOAL

49 Carona, Donnie of Texas Tech Oct. 8

BY LENGTH

Yards	No.	TD
100+	0	0
90-99	0	0
80-89	1	0
70-79	1	1
60-69	1	1
50-59	4	2
40-49	12	3
30-39	15	2
20-29	53	4

BY PLAY TYPE

Type	No.	TD
Rushing	6	2
Passing	46	8
Punt returns	2	0
Kick returns	24	0
Interceptions	4	1
Fumble returns	1	0
Other	0	0
TOTAL	87	13

THE LAST TIME

100-YARD RUSHER

by A&M	218	Cyrus Gray	at Kansas State	Nov. 11, 2011
by Opp.		Henry Josey of Missouri	in College Station	Oct. 29, 2011

TWO 100-YARD RUSHERS

by A&M	142	Christine Michael	at Iowa State	Oct. 22, 2011
	125	Cyrus Gray	at Iowa State	Oct. 22, 2011
by Opp.	105	Stevan Ridley of LSU	at the Cotton Bowl	Jan. 7, 2011
	102	Spencer Ware of LSU	at the Cotton Bowl	Jan. 7, 2011

200-YARD RUSHER

by A&M	218	Cyrus Gray	at Kansas State	Nov. 11, 2011
by Opp.	283	Cedric Benson of Texas	in College Station	Nov. 28, 2003

60-YARD RUSH PLAY

by A&M	63	Cyrus Gray	at Kansas State	Nov. 11, 2011
by Opp.	71	Robert Griffin III of Baylor	in Waco	Nov. 13, 2010

THREE-OR-MORE RUSHING TDs

by A&M	3	Christine Michael vs	Arkansas	Oct. 1, 2011
by Opp.	5	Collin Klein of Kansas State	in Manhattan	Nov. 11, 2011

TEAM RUSHED FOR 300 YARDS

by A&M	321	at Texas Tech	Oct. 24, 2009	
by Opp.	328	by Oklahoma	in College Station	Nov. 8, 2008

TEAM RUSHED FOR LESS THAN 100 YARDS

by A&M	59	at Oklahoma	Nov. 14, 2009	
by Opp.	50	Baylor	in College Station	Oct. 15, 2011

300-YARD PASSER

by A&M	329	Ryan Tannehill vs	Northwestern	Dec. 31, 2011
by Opp.	430	Robert Griffin III of Baylor	in College Station	Oct. 15, 2011

400-YARD PASSER

by A&M	415	Ryan Tannehill vs	Baylor	Oct. 15, 2011
by Opp.	430	Robert Griffin III of Baylor	in College Station	Oct. 15, 2011

SCORED ON OVER A 50-YARD PASS PLAY

by A&M	79	Ryan Swope from Ryan Tannehill	at Oklahoma	Nov. 5, 2011
by Opp.	53	Chris Harper from Collin Klein of Kansas State	in Manhattan	Nov. 11, 2011

30 PASS COMPLETIONS

by A&M	32	Ryan Tannehill	at Oklahoma	Nov. 5, 2011
by Opp.	44	Seth Doege of Texas Tech	in Lubbock	Oct. 8, 2011

40 PASS ATTEMPTS

by A&M	40	Ryan Tannehill vs	Northwestern	Dec. 31, 2011
by Opp.	40	Robert Griffin III of Baylor	in College Station	Oct. 15, 2011

THREE-OR-MORE TD PASSES

by A&M	3	Ryan Tannehill	at Kansas State	Nov. 11, 2011
by Opp.	4	Robert Griffin III of Baylor	in College Station	Oct. 15, 2011

FOUR-OR-MORE TD PASSES

by A&M	6	Ryan Tannehill vs	Baylor	Oct. 15, 2011
by Opp.	4	Colt McCoy of Texas	in College Station	Nov. 26, 2009

100-YARD RECEIVER

by A&M	119	Jeff Fuller	vs Northwestern	Dec. 31, 2011
	105	Ryan Swope	vs Northwestern	Dec. 31, 2011
by Opp.	132	Chris Harper of Kansas State	in Manhattan	Nov. 11, 2011

10-OR-MORE RECEIVERS

by A&M	11	at Oklahoma State	Sept. 30, 2010
by Opp.	10	by Northwestern at the Meineke Car Care Bowl of Texas	Dec. 31, 2011

10-OR-MORE RECEPTIONS

by A&M	11	Ryan Swope vs	Baylor	Oct. 15, 2011
by Opp.	10	Eric Ward of Texas Tech	in Lubbock	Oct. 8, 2011

FOUR FIELD GOALS

by A&M	4	Randy Bullock vs Northwestern at the Meineke Car Care Bowl of Texas	Dec. 31, 2011	
by Opp.	4	Josh Arauco of Arkansas State	in College Station	Aug. 30, 2008

50-YARD FIELD GOAL

by A&M	52	Randy Bullock vs	Texas	Nov. 24, 2011
by Opp.	52	Dusty Mangum of Texas	in Austin	Nov. 25, 2005

60-YARD FIELD GOAL

by A&M	62	Terence Kitchens	vs Southern Miss	Sept. 25, 1999
--------	----	------------------	------------------	----------------

RECORDED A BLOCKED PUNT

by A&M	4th Qtr	K.J. Williams	at Texas	Nov. 27, 2008
by Opp.	2nd Qtr	Baccari Rambo of Georgia	in Shreveport	Dec. 28, 2009

RECORDED A BLOCKED FIELD GOAL ATTEMPT

by A&M		Dustin Harris	at Texas Tech	Oct. 8, 2011
		<i>blocked attempt by Donnie Carona 3rd Quarter/returned for TD by Terrence Frederick</i>		
by Opp.		Geno Atkins of Georgia	in Shreveport	Dec. 28, 2009
		<i>blocked Randy Bullock's attempt 4th Quarter</i>		

A KICKOFF WAS RETURNED FOR A TD

by A&M	84 yards	Coryell Judie	at Baylor	Nov. 13, 2010
by Opp.	81 yards	Brandon Boykin of Georgia	in Shreveport	Dec. 28, 2009

PUNT RETURN FOR A TD

by A&M	72 yards	Dustin Harris	vs Kansas	Nov. 21, 2011
by Opp.	78 yards	Dez Bryant of Oklahoma State	in Stillwater	Oct. 4, 2008

BLOCKED PUNT RETURN FOR A TD

by A&M	1 yard	Jaxson Appel	vs SMU	Sept. 17, 2005
by Opp.	10 yards	Courtney Herndon of Kansas State	in College Station	Oct. 11, 2008

INTERCEPTION RETURNED FOR A TD

by A&M	38 yards	Dustin Harris	vs Stephen F. Austin	Sept. 4, 2010
by Opp.	58 yards	Carrington Byndom of Texas	in College Station	Nov. 24, 2011

FUMBLE RECOVERY FOR A TD

by A&M	58 yards	Paul Freaney	vs Army	Sept. 27, 2008
by Opp.	63 yards	James Thomas of Oklahoma State	in Stillwater	Sept. 30, 2010

A TEAM SCORED A SAFETY

by A&M		vs Oklahoma State	in College Station	Sept. 24, 2011
		<i>(OSU ran ball out of the back of the endzone as time expired to preserve win)</i>		
by Opp.		by Oklahoma	in College Station	Nov. 6, 2010
		<i>(A&M punt blocked and recover in endzone)</i>		

OVERTIME HISTORY

7-6 OVERALL, 5-3 HOME, 1-2 AWAY, 1-1 NEUTRAL

Nov. 1, 1997	Texas A&M 28	Oklahoma State 25	1 OT	College Station
Dec. 5, 1998	Texas A&M 36	Kansas State 33	2 OT	St. Louis, Mo.
		<i>(Big 12 Championship)</i>		
Dec. 31, 2000	Mississippi State 43	Texas A&M 41	1 OT	Shreveport, La.
		<i>(Independence Bowl)</i>		
Oct. 5, 2002	Texas Tech 48	Texas A&M 47	1 OT	College Station
Nov. 16, 2002	Missouri 33	Texas A&M 27	2 OT	College Station
Oct. 23, 2004	Texas A&M 29	Colorado 26	1 OT	College Station
Oct. 30, 2004	Baylor 35	Texas A&M 34	1 OT	Waco, Texas
Nov. 13, 2004	Texas A&M 32	Texas Tech 25	1 OT	College Station
Oct. 1, 2005	Texas A&M 16	Baylor 13	1 OT	College Station
Oct. 21, 2006	Texas A&M 34	Oklahoma State 33	1 OT	Stillwater, Okla.
Sept. 8, 2007	Texas A&M 47	Fresno State 45	3 OT	College Station
Oct. 29, 2011	Missouri 38	Texas A&M 31	1 OT	College Station
Nov. 11, 2011	Kansas State 53	Texas A&M 50	4 OT	Manhattan, Kan.

SEASON / CAREER STATISTICS — OFFENSE

RUSHING

	SEASON STATISTICS									CAREER STATISTICS								
	GP	Att	Gain	Loss	Net	Avg	TD	Long	Avg/G	GP	Att	Gain	Loss	Net	Avg	TD	Long	Avg/G
Gray, Cyrus	11	198	1105	60	1045	5.3	12	63	95.0	49	632	3468	170	3298	5.2	30	84	67.3
Michael, Christine	9	149	920	21	899	6.0	8	48	99.9	29	441	2451	77	2374	5.4	22	97	81.9
Tannehill, Ryan	13	58	355	49	306	5.3	4	65	23.5	50	115	566	197	369	3.2	5	65	7.4
Malena, Ben	13	67	282	23	259	3.9	4	19	19.9	18	67	282	23	259	3.9	4	19	14.4
Randolph, Will	1	10	39	2	37	3.7	0	16	37.0	1	10	39	2	37	3.7	0	16	37.0
Showers, Jameill	4	9	33	0	33	3.7	1	12	8.2	4	9	33	0	33	3.7	1	12	8.2
Nwachukwu, Uzoma	13	3	34	2	32	10.7	0	24	2.5	39	14	136	5	131	9.4	1	39	3.4
Swope, Ryan	13	7	17	14	3	0.4	0	6	0.2	38	18	83	22	61	3.4	0	14	1.6
TOTAL	13	507	2785	196	2589	5.1	29	65	199.2									
OPPONENTS	13	508	1875	551	1324	2.6	25	43	101.8									

PASSING

	SEASON STATISTICS								CAREER STATISTICS							
	GP	Effic	Cmp-Att-Int	Pct	Yds	TD	Lng	Avg/G	GP	Effic	Att-Cmp-Int	Pct	Yds	TD	Lng	Avg/G
Tannehill, Ryan	13	133.18	327-531-15	61.6	3744	29	79	288.0	50	134.16	774-484-21	62.5	5450	42	79	109.0
Showers, Jameill	4	147.20	4-5-0	80.0	40	0	23	10.0	4	147.20	5-4-0	80.0	40	0	23	10.0
Gray, Cyrus	11	0.00	0-1-0	0.0	0	0	0	0.0	49	273.80	2-1-0	50.0	14	1	14	0.3
TOTAL	13	133.06	331-537-15	61.6	3784	29	79	291.1								
OPPONENTS	13	131.00	319-511-7	62.4	3592	19	77	276.3								

RECEIVING

	SEASON STATISTICS							CAREER STATISTICS						
	GP	No.	Yds	Avg	TD	Long	Avg/G	GP	No.	Yds	Avg	TD	Long	Avg/G
Swope, Ryan	13	89	1207	13.6	11	79	92.8	38	180	2204	12.2	16	79	58.0
Fuller, Jeff	13	70	828	11.8	6	38	63.7	46	233	3092	13.3	34	70	67.2
Nwachukwu, Uzoma	13	50	639	12.8	2	47	49.2	39	126	1754	13.9	12	66	45.0
Gray, Cyrus	11	31	239	7.7	3	26	21.7	49	103	776	7.5	6	28	15.8
Prioleau, Hutson	13	14	135	9.6	1	32	10.4	25	23	193	8.4	2	32	7.7
Lamothe, Michael	13	14	109	7.8	3	18	8.4	37	20	151	7.6	5	18	4.1
Hicks, Nehemiah	12	12	106	8.8	0	25	8.8	25	23	247	10.7	0	28	9.9
Kennedy, Malcome	13	11	140	12.7	0	26	10.8	13	11	140	12.7	0	26	10.8
Malena, Ben	13	10	52	5.2	1	13	4.0	18	10	52	5.2	1	13	2.9
Jackson, Brandal	13	8	108	13.5	0	22	8.3	35	32	492	15.4	1	60	14.1
McNeal, Kenric	5	8	101	12.6	0	33	20.2	26	37	400	10.8	3	44	15.4
Michael, Christine	9	8	35	4.4	1	11	3.9	29	36	275	7.6	1	60	9.5
Askeu, Nate	13	6	85	14.2	1	27	6.5	20	6	85	14.2	1	27	4.2
TOTAL	13	331	3784	11.4	29	79	291.1							
OPPONENTS	13	319	3592	11.3	19	77	276.3							

TOTAL OFFENSE

	SEASON STATISTICS						CAREER STATISTICS					
	G	Plays	Rush	Pass	Total	Avg/G	G	Plays	Rush	Pass	Total	Avg/G
Tannehill, Ryan	13	589	306	3744	4050	311.5	50	889	369	5450	5819	116.4
Gray, Cyrus	11	199	1045	0	1045	95.0	49	634	3298	14	3312	67.6
Michael, Christine	9	149	899	0	899	99.9	29	441	2374	0	2374	81.9
Malena, Ben	13	67	259	0	259	19.9	18	67	259	0	259	14.4
Showers, Jameill	4	14	33	40	73	18.2	4	14	33	40	73	18.2
Randolph, Will	1	10	37	0	37	37.0	1	10	37	0	37	37.0
Nwachukwu, Uzoma	13	3	32	0	32	2.5	39	14	131	0	131	3.4
Swope, Ryan	13	7	3	0	3	0.2	38	18	61	0	61	1.6
TOTAL	13	1044	2589	3784	6373	490.2						
OPPONENTS	13	1019	1324	3592	4916	378.2						

SCORING

SEASON STATISTICS										CAREER STATISTICS									
-----PATS-----										-----PATS-----									
	TD	FGs	Kick	Rush	Rcv	Pass	DXP	Saf	Points		TD	FGs	Kick	Rush	Rcv	Pass	DXP	Saf	Points
Bullock, Randy	0	29-33	55-57	0-0	0	0-0	0	0	142		0	63-80	176-179	0-0	0	0-0	0	0	365
Gray, Cyrus	15	0-0	0-0	0-0	0	0-0	0	0	90		38	0-0	0-0	0-0	0	0-0	0	0	228
Swope, Ryan	11	0-0	0-0	0-0	0	0-0	0	0	66		16	0-0	0-0	0-0	0	0-0	0	0	96
Michael, Christine	9	0-0	0-0	0-0	0	0-0	0	0	54		23	0-0	0-0	0-0	0	0-0	0	0	138
Fuller, Jeff	6	0-0	0-0	0-0	0	0-0	0	0	36		34	0-0	0-0	0-0	1	0-0	0	0	206
Malena, Ben	5	0-0	0-0	0-0	0	0-0	0	0	30		5	0-0	0-0	0-0	0	0-0	0	0	30
Tannehill, Ryan	4	0-0	0-0	0-0	0	1-3	0	0	24		15	0-0	0-0	1-1	1	1-3	0	0	94
Lamothe, Michael	3	0-0	0-0	0-0	0	0-0	0	0	18		5	0-0	0-0	0-0	0	0-0	0	0	30
Nwachukwu, Uzoma	2	0-0	0-0	0-0	0	0-0	0	0	12		13	0-0	0-0	0-0	0	0-0	0	0	78
Showers, Jameill	1	0-0	0-0	0-0	0	0-0	0	0	6		1	0-0	0-0	0-0	0	0-0	0	0	6
Prioleau, Hutson	1	0-0	0-0	0-0	0	0-0	0	0	6		2	0-0	0-0	0-0	0	0-0	0	0	12
Askew, Nate	1	0-0	0-0	0-0	0	0-0	0	0	6		1	0-0	0-0	0-0	0	0-0	0	0	6
Frederick, Terrence	1	0-0	0-0	0-0	0	0-0	0	0	6		1	0-0	0-0	0-0	0	0-0	0	0	6
Harris, Dustin	1	0-0	0-0	0-0	0	0-0	0	0	6		3	0-0	0-0	0-0	0	0-0	0	0	18
Kennedy, Malcome	0	0-0	0-0	0-0	1	0-0	0	0	2		0	0-0	0-0	0-0	1	0-0	0	0	2
TOTAL	60	29-33	55-57	0-0	1	1-3	0	2	508										
OPPONENTS	45	17-21	41-41	1-1	1	1-2	0	0	366										

ALL-PURPOSE

SEASON STATISTICS									CAREER STATISTICS								
	G	Rush	Rec	PR	KOR	IR	Tot	Avg/G		G	Rush	Rec	PR	KOR	IR	Tot	Avg/G
Gray, Cyrus	11	1045	239	0	116	0	1400	127.3		49	3298	776	0	2349	0	6423	131.1
Swope, Ryan	13	3	1207	0	0	0	1210	93.1		38	61	2204	0	285	0	2550	67.1
Michael, Christine	9	899	35	0	0	0	934	103.8		29	2374	275	0	217	0	2866	98.8
Fuller, Jeff	13	0	828	0	0	0	828	63.7		46	0	3092	0	0	0	3092	67.2
Harris, Dustin	13	0	0	335	374	0	709	54.5		38	0	0	553	374	156	1083	28.5
Nwachukwu, Uzoma	13	32	639	0	0	0	671	51.6		39	131	1754	0	0	0	1885	48.3
Malena, Ben	13	259	52	0	63	0	374	28.8		18	259	52	0	109	0	420	23.3
Tannehill, Ryan	13	306	0	0	0	0	306	23.5		50	369	1596	0	0	0	1965	39.3
Judie, Coryell	7	0	0	0	201	0	201	28.7		20	0	0	0	806	31	837	41.8
McNeal, Kenric	5	0	101	100	0	0	201	40.2		26	0	400	238	0	0	638	24.5
Askew, Nate	13	0	85	0	96	0	181	13.9		20	0	85	23	96	0	204	10.2
Kennedy, Malcome	13	0	140	0	0	0	140	10.8		13	0	140	0	0	0	140	10.8
Prioleau, Hutson	13	0	135	0	0	0	135	10.4		25	1	193	0	0	0	194	7.8
Lamothe, Michael	13	0	109	0	0	0	109	8.4		37	0	151	0	11	0	162	4.4
Jackson, Brandal	13	0	108	0	0	0	108	8.3		35	0	492	0	18	0	510	14.6
Hicks, Nehemiah	12	0	106	0	0	0	106	8.8		25	0	247	0	6	0	253	10.1
Campbell, Steven	6	0	0	0	21	51	72	12.0		28	0	0	0	21	51	72	2.6
Terrell, Steven	13	0	0	0	0	62	62	4.8		39	0	0	2	0	62	64	1.6
Frederick, Terrence	13	0	0	0	0	57	57	4.4		50	0	0	-2	0	92	90	1.8
Hunter, Trent	13	0	0	0	0	46	46	3.5		50	0	0	0	0	69	69	1.4
Smith, Lionel	13	0	0	0	38	0	38	2.9		40	0	0	14	423	13	450	11.2
Randolph, Will	1	37	0	0	0	0	37	37.0		1	37	0	0	0	0	37	37.0
Showers, Jameill	4	33	0	0	0	0	33	8.2		4	33	0	0	0	0	33	8.2
TOTAL	13	2589	3784	435	909	216	7933	610.2									
OPPONENTS	13	1324	3592	207	1238	171	6532	502.5									



RANDY BULLOCK



CYRUS GRAY

SEASON / CAREER STATISTICS — DEFENSE

DEFENSIVE LEADERS

SEASON STATISTICS												CAREER STATISTICS											
	GP	Solo	Ast	Total	TFL	Sacks	Int	PBU	FR	FF	Blk	GP	Solo	Ast	Total	TFL	Sacks	Int	PBU	FR	FF	Blk	
11 Stewart, Jonathan	13	55	43	98	5.5	3.0	.	1	1	2	.	26	59	46	105	6.5	3.0	.	1	1	2	.	
1 Hunter, Trent	13	45	35	80	3.5	2.0	2	8	.	1	.	50	186	116	302	8.5	2.0	7	12	.	2	.	
10 Porter, Sean	13	50	29	79	17.0	9.5	.	2	1	1	.	39	108	87	195	28.0	11.0	.	8	2	1	.	
94 Moore, Damontre	12	41	31	72	17.5	8.5	.	1	1	4	.	25	59	53	112	24.0	14.0	1	2	1	7	.	
45 Jenkins, Steven	13	30	31	61	3.0	1.0	.	3	.	.	.	13	30	31	61	3.0	1.0	.	3	.	.	.	
83 Jerod-Eddie, Tony	13	28	28	56	7.0	5.0	.	1	.	1	.	51	68	80	148	14.5	7.0	.	5	2	1	3	
7 Frederick, Terrence	13	43	11	54	9.0	4.0	1	13	2	.	.	50	155	50	205	22.0	6.0	4	30	3	2	.	
3 Smith, Lionel	13	36	15	51	2.5	1.0	.	8	.	2	.	40	53	27	80	3.5	1.0	1	9	.	4	.	
99 Nealy, Spencer	13	19	26	45	8.0	1.5	.	1	.	1	.	39	37	47	84	13.5	2.5	.	2	.	1	.	
8 Williams, Garrick	9	25	13	38	0.5	47	147	113	260	16.5	2.5	1	2	1	3	.	
22 Harris, Dustin	13	26	7	33	2.0	2.0	1	8	.	.	1	38	80	36	116	5.5	3.0	6	19	1	.	2	
9 Thomas, Charlie	12	15	15	30	1.0	.	.	1	.	.	.	25	20	21	41	1.0	.	.	1	.	.	.	
39 Brown Jr., Eddie	13	12	17	29	4.0	3.0	.	.	2	.	.	50	58	54	112	17.0	8.5	.	1	3	.	.	
31 Matthews, Howard	13	19	9	28	3.0	2.0	.	1	.	1	.	13	19	9	28	3.0	2.0	.	1	.	1	.	
47 Russell, Caleb	13	17	10	27	4.0	3.0	22	18	13	31	5.0	4.0	
90 Bass, Ben	13	10	16	26	4.5	2.0	.	1	.	.	.	36	12	22	34	5.5	3.0	.	1	.	.	.	
21 Terrell, Steven	13	13	11	24	2.5	.	2	39	38	40	78	3.0	.	2	2	1	.	.	
5 Judie, Coryell	7	19	3	22	1.0	1.0	.	5	.	1	.	20	48	31	79	3.0	1.0	4	9	.	1	.	
4 Hurd Jr., Toney	13	14	6	20	0.0	.	.	1	.	.	.	25	19	10	29	0.0	.	.	1	.	.	.	
72 Stansbury, Gavin	13	7	8	15	3.5	1.0	.	.	.	2	.	13	7	8	15	3.5	1.0	.	.	.	2	.	
2 Campbell, Steven	6	10	5	15	0.0	.	1	28	39	34	73	2.5	1.0	1	2	.	.	.	
41 Alexander, Brandon	4	4	8	12	1.5	4	4	8	12	1.5	
42 Ennis, Kirby	13	6	5	11	2.0	1.5	25	8	16	24	2.5	1.5	
6 Gardiner, Desmond	13	5	5	10	0.0	23	5	8	13	0.0	
20 Jones, C.J.	13	4	6	10	0.0	19	9	7	16	0.0	
29 Everett, Deshazor	12	5	5	10	0.0	12	5	5	10	0.0	
33 Thompson, DeAndre	13	4	4	8	0.0	26	11	10	21	1.0	
18 Mangan, Kyle	13	2	4	6	0.0	38	36	57	93	8.0	2.5	2	7	1	3	.	
36 Baggs, Donnie	10	4	2	6	0.0	10	4	2	6	0.0	
14 Raven, Floyd	12	2	4	6	0.0	12	2	4	6	0.0	
68 Compton, Ben	9	5	1	6	1.0	9	5	1	6	1.0	
35 Taylor, Tyrell	10	1	3	4	0.0	10	1	3	4	0.0	
84 Kennedy, Malcome	13	3	1	4	0.0	13	3	1	4	0.0	
92 Mathis, Jonathan	3	.	2	2	0.5	16	12	31	43	4.0	0.5	.	2	.	1	.	
23 Patterson, Domonique	3	.	2	2	0.0	8	2	2	4	0.0	
48 Epperson, Ryan	11	2	.	2	0.0	26	3	.	3	0.0	
44 Wolridge, Andrew	4	1	1	2	0.0	7	1	2	3	0.0	
25 Honeycutt, Clay	7	.	2	2	0.0	7	.	2	2	0.0	
89 Labhart, Travis	4	1	1	2	0.0	4	1	1	2	0.0	
28 Swope, Louie	2	.	2	2	0.0	2	.	2	2	0.0	
73 Scales, Rhontae	11	.	2	2	0.0	24	.	2	2	0.0	
80 Prioleau, Hutson	13	1	1	2	0.0	25	2	1	3	0.0	
40 Ward, Shaun	9	.	1	1	0.0	9	.	1	1	0.0	
50 Ortega, Justin	12	1	.	1	0.0	12	1	.	1	0.0	
8 Fuller, Jeff	13	1	.	1	0.0	46	2	.	2	0.0	
33 Michael, Christine	9	1	.	1	0.0	29	1	.	1	0.0	
32 Gray, Cyrus	11	1	.	1	0.0	49	3	.	3	0.0	
7 Nwachukwu, Uzoma	13	.	1	1	0.0	39	2	1	3	0.0	
81 Hicks, Nehemiah	12	1	.	1	0.0	25	1	.	1	0.0	
70 Ogbuehi, Cedric	10	1	.	1	0.0	10	1	.	1	0.0	
76 Joeckel, Luke	13	1	.	1	0.0	26	1	.	1	0.0	
TOTAL	13	591	432	1023	104	51	7	55	8	16	1												
OPPONENTS	13	586	432	1018	65	9	15	69	9	13	2												

2011 REVIEW

INTERCEPTIONS

	SEASON STATISTICS					CAREER STATISTICS				
	No.	Yds	Avg	TD	Long	No.	Yds	Avg	TD	Long
Hunter, Trent	2	46	23.0	0	30	7	69	9.9	0	30
Terrell, Steven	2	62	31.0	0	42	2	62	31.0	0	42
Harris, Dustin	1	0	0.0	0	0	6	156	26.0	1	83
Campbell, Steven	1	51	51.0	0	51	1	51	51.0	0	51
Frederick, Terrence	1	57	57.0	0	57	4	92	23.0	0	57
TOTAL	7	216	30.9	0	57					
OPPONENTS	15	171	11.4	1	58					

FUMBLE RETURNS

	SEASON STATISTICS					CAREER STATISTICS				
	No.	Yds	Avg	TD	Long	No.	Yds	Avg	TD	Long
Stewart, Jonathan	1	1	1.0	0	1	1	1	1.0	0	1
Frederick, Terrence	0	0	0.0	1	0	0	0	0.0	1	0
TOTAL	1	1	1.0	1	1					
OPPONENTS	2	23	11.5	0	22					

SEASON / CAREER STATISTICS — SPECIAL TEAMS

PUNT RETURNS

	SEASON STATISTICS					CAREER STATISTICS				
	No.	Yds	Avg	TD	Long	No.	Yds	Avg	TD	Long
Harris, Dustin	18	335	18.6	1	72	42	553	13.2	2	72
McNeal, Kenric	13	100	7.7	0	23	37	238	6.4	0	23
Gardiner, Desmond	1	0	0.0	0	0	1	0	0.0	0	0
TOTAL	32	435	13.6	1	72					
OPPONENTS	12	207	17.2	0	81					

KICKOFF RETURNS

	SEASON STATISTICS					CAREER STATISTICS				
	No.	Yds	Avg	TD	Long	No.	Yds	Avg	TD	Long
Harris, Dustin	16	374	23.4	0	40	16	374	23.4	0	40
Judie, Coryell	8	201	25.1	0	38	28	806	28.8	2	100
Gray, Cyrus	6	116	19.3	0	35	99	2349	23.7	2	99
Askew, Nate	5	96	19.2	0	26	5	96	19.2	0	26
Smith, Lionel	3	38	12.7	0	24	21	423	20.1	0	33
Malena, Ben	3	63	21.0	0	21	6	109	18.2	0	21
Campbell, Steven	1	21	21.0	0	21	1	21	21.0	0	21
TOTAL	42	909	21.6	0	40					
OPPONENTS	61	1238	20.3	0	49					

FIELD GOALS

	SEASON STATISTICS				CAREER STATISTICS				
	Att	Good	Long	Blkd	Att	Good	Long	Blkd	Pct.
Bullock, Randy	33	29	52	0	80	63	52	2	78.8
TOTAL	33	29	52	0					
OPPONENTS	21	17	49	1					



RYAN EPPERSON

PUNTING

	SEASON STATISTICS								CAREER STATISTICS							
	No.	Yds	Avg	Long	TB	FC	I20	Blkd	No.	Yds	Avg	Long	TB	FC	I20	Blkd
Epperson, Ryan	52	2145	41.2	68	6	20	19	0	118	4565	38.7	68	7	44	30	2
Kaser, Drew	2	91	45.5	68	1	0	0	0	2	91	45.5	68	1	0	0	0
TOTAL	54	2236	41.4	68	7	20	19	0								
OPPONENTS	85	3598	42.3	65	12	21	14	0								

KICKOFFS

	SEASON STATISTICS								CAREER STATISTICS				
	No.	Yds	Avg	TB	OB	Retn	Net	YdLn	No.	Yds	Avg	TB	OB
Bullock, Randy	96	6316	65.8	32	3				288	18228	63.3	59	7
TOTAL	96	6316	65.8	32	3	1238	46.2	23					
OPPONENTS	66	4367	66.2	20	4	909	46.3	23					



BEN BREDTHAUER



JUSTIN ORTEGA

2011 RECAPS AND BOXSCORES



— / —
8 / 9

SMU
TEXAS A&M

(0-1)
(1-0)

14
46

Sunday, September 4 • Kyle Field • College Station, Texas • Attendance: 86,951 • TV: FSN

COLLEGE STATION (AP) — Cyrus Gray and Christine Michael ran for two touchdowns apiece and Ryan Tannehill threw for two more scores to help No. 8 Texas A&M beat SMU 46-14.

They got things going early, intercepting quarterback Kyle Padron's passes on SMU's first two possessions to jump out to a 14-0 lead.

SMU coach June Jones replaced Padron with backup J.J. McDermott after the early miscues and he helped the Mustangs cut it to 20-14 in the second quarter.

But the Mustangs couldn't do much offensively after that and the Aggies scored 26 straight points the rest of the way to secure the win.

Gray finished with 132 yards rushing. Michael, in his first game since breaking his leg last October, added 85. Tannehill was 21 of 26 for 246 yards. Ryan Swope led Texas A&M's receivers with eight receptions for 109 yards and a score and Jeff Fuller added six catches for 52 yards.

Texas A&M had eight sacks, led by three by Tony Jerod-Eddie, the Aggies most since 2002.

McDermott finished with 254 yards passing and a touchdown, but was sacked seven times. Zach Line ran for 128 yards and a score and 6-foot-8 defensive end Margus Hunt blocked two extra points for the Mustangs. Line had 101 yards rushing with 10 minutes left in the second quarter, but managed just 27 the rest of the way.

The Aggies had built a 33-14 lead at halftime and tacked on a field goal on their first possession in the third quarter to make it 36-14.

Tannehill found tight end Hutson Prioleau on a 32-yard touchdown pass later in the third quarter to extend A&M's lead to 43-14.

The Mustangs trimmed the lead to 20-14 when McDermott found Keenan Holman on a 27-yard touchdown pass on his second drive.

The Aggies finally found an answer for the McDermott-led offense on his third possession and Mustangs had to punt. The Aggies went to Swope on their next drive, hitting him four times for 53 yards, including a 28-yard touchdown to leave it at 27-14 in the second quarter.

Texas A&M sacked McDermott twice on SMU's next drive and the Mustangs had to punt. Michael finished the drive with three consecutive runs, including a 1-yard TD run for the Aggies. Hunt blocked his second extra point attempt of the game, and the Aggies led 33-14 at halftime.

Steven Campbell intercepted a pass by Padron and returned it 51 yards to the SMU 6 on the Mustangs' first drive of the game. Michael scored on a 4-yard run two plays later to give Texas A&M a 7-0 lead.

Padron's pass was intercepted on the next drive, this time by Trent Hunter, who returned it 30 yards to give A&M another short field with the ball at the SMU 45. Gray got the Aggies in the end zone to finish that drive with a 5-yard run to make it 14-0.

That's when Jones had seen enough from Padron and replaced him with McDermott. The switch got SMU's offense going, with McDermott orchestrating a seven-play, 60-yard drive fueled by Line's running and capped by a 1-yard touchdown run by the back to cut it to 14-7.

The Mustangs tried an inside kick after that, but it traveled just one yard and sat on the ground for a few seconds before SMU jumped on top of it, giving Texas A&M the ball at the SMU 31.

The Aggies again took advantage of excellent field position when they converted that miscue into another touchdown by Gray, this one on a 2-yard run. Hunt blocked the extra point attempt to leave A&M's lead at 20-7.

GAME 1 • SCORE BY QUARTERS

	1	2	3	4	FINAL
SMU	7	7	0	0	14
TEXAS A&M	20	13	10	3	46

TEAM STATISTICS

	SMU	TAMU
FIRST DOWNS	20	25
RUSHES-YARDS (NET)	32-79	39-212
PASSING YDS (NET)	268	246
Passes Att-Comp-Int	38-23-2	26-21-0
TOTAL OFFENSE PLAYS-YARDS	70-347	65-458
Fumble Returns-Yards	0-0	0-0
Punt Returns-Yards	0-0	2-3
Kickoff Returns-Yards	4-58	1-18
Interception Returns-Yards	0-0	2-81
Punts (Number-Avg)	4-37.0	2-39.5
Fumbles-Lost	3-0	3-0
Penalties-Yards	3-18	6-50
Possession Time	33:42	26:18
Third-Down Conversions	9 of 18	1 of 6
Fourth-Down Conversions	0 of 3	1 of 1
Red-Zone Scores-Chances	1-1	6-6
Sacks By: Number-Yards	0-0	8-41

INDIVIDUAL STATISTICS

RUSHING: SMU — Line, Zach 22-128; Padron, Kyle 3-minus 5; Team 1-minus 15; McDermott, J.J. 6-minus 29. **TEXAS A&M** — Gray, Cyrus 21-132; Michael, Christine 14-85; Malena, Ben 1-0; Team 1-minus 1; Tannehill, Ryan 2-minus 4.

PASSING: SMU — McDermott, J.J. 21-34-0-254; Padron, Kyle 2-4-2-14. **TEXAS A&M** — Tannehill, Ryan 21-26-0-246.

RECEIVING: SMU — Beasley, Cole 7-56; Wilkerson, Terrance 6-85; Johnson, Darius 6-75; Line, Zach 2-23; Holman, Keenan 1-27; Haynes, Bradley 1-2. **TEXAS A&M** — Swope, Ryan 8-109; Fuller, Jeff 6-52; Nwachukwu, Uzoma 3-23; Prioleau, Hutson 1-32; Lamothe, Michael 1-16; McNeal, Kenric 1-10; Gray, Cyrus 1-4.

INTERCEPTIONS: SMU — None. **TEXAS A&M** — Campbell, Steven 1-51; Hunter, Trent 1-30.

FUMBLES: SMU — McDermott, J.J. 2-0; Team 1-0. **TEXAS A&M** — Gray, Cyrus 1-0; McNeal, Kenric 1-0; Tannehill, Ryan 1-0.

SCORING SUMMARY

1ST	12:13	TAMU	Michael, Christine 4 yd run (Bullock kick)	2-6 0:26
	06:38	TAMU	Gray, Cyrus 5 yd run (Bullock kick)	6-45 1:51
	03:39	SMU	Line 1 yd run (Hover kick)	7-60 2:59
	02:16	TAMU	Gray 2 yd run (kick blocked)	4-31 1:23
2ND	13:58	SMU	Holman 27 yd pass from McDermott (Hover kick)	7-71 3:18
	05:44	TAMU	Swope 28 yd pass from Tannehill (Bullock kick)	10-87 3:34
	01:05	TAMU	Michael 1 yd run (kick blocked)	6-52 2:16
3RD	10:55	TAMU	Bullock 19 yd field goal	11-78 4:05
	03:21	TAMU	Prioleau 32 yd pass from Tannehill (Bullock kick)	7-64 3:20
4TH	04:52	TAMU	Bullock 37 yd field goal	9-31 4:24

2011 REVIEW



STEVEN CAMPBELL



—/— **IDAHO**
9/9 **TEXAS A&M**

(1-2) **7**
(2-0) **37**

Saturday, September 17 • Kyle Field • College Station, Texas • Attendance: 86,623 • TV: FSN-PPV

COLLEGE STATION (AP) — Cyrus Gray had three touchdowns and 101 yards rushing, Ryan Tannehill threw for 337 yards and two scores in less than three quarters and No. 9 Texas A&M shook off a sloppy start for a 37-7 win over Idaho.

The Aggies had two turnovers in the first quarter, but Idaho didn't take advantage. Texas A&M had tacked on 27 points before halftime thanks to two touchdowns by Gray to take a comfortable lead and go on to the win.

Gray finished with 101 yards rushing for his ninth straight 100-yard game dating to last season. He had a 17-yard touchdown run and a 3-yard reception for a score in the second quarter. His 1-yard run midway through the third quarter pushed the lead to 37-0.

With about three minutes left in the third, Texas A&M coach Mike Sherman replaced Tannehill with freshman Jameill Showers.

Idaho couldn't do anything offensively for most of the game and had to punt 10 times, converted two of 14 third

downs and had nine penalties for 66 yards. The Vandals' only touchdown came on a 1-yard run on fourth down by Troy Vital on a drive against Texas A&M's second string defense late in the fourth quarter.

Idaho quarterback Brian Reader was 17 of 29 for 131 yards, and Mike Scott had eight receptions for 97 yards.

Ryan Swope had 74 yards receiving and a touchdown, Uzoma Nwachukwu added 80 yards and Jeff Fuller had 79. Fuller had five receptions to give him the A&M record for career receptions with 174.

Randy Bullock made field goals of 25, 42 and 46 yards, but his attempt from 44 yards in the fourth quarter was wide left.

Gray got A&M's offense going after a slow and sloppy start when he ran 17 yards for a touchdown that made it 17-0 in the second quarter. Bullock's 42-yard field goal later in the second quarter stretched the lead to 20-0.

A&M got the ball back after Reader threw three straight incompletions on Idaho's next drive, and Gray made it 27-0 when he scored on a 3-yard pass from Tannehill just before halftime.

The Aggies were on the Idaho 20 on their first drive when Tannehill's pass was tipped and intercepted by Andre Ferguson. The Vandals couldn't convert and had to punt it away.

Idaho's Tre'Shawn Robinson forced a fumble by Christine Michael late in the first quarter which was recovered by the Vandals. But Idaho couldn't take advantage of this mis-cue either and had to punt again.

Texas A&M's sloppy offensive play carried over into the second quarter when a 44-yard reception by Fuller was negated by an offensive pass interference call. The Aggies were able to keep the drive going after the penalty, but eventually settled for a 25-yard field goal after consecutive incomplete passes to make it 10-0.

GAME 2 • SCORE BY QUARTERS

	1	2	3	4	FINAL
IDAHO	0	0	0	7	7
TEXAS A&M	7	20	10	0	37

TEAM STATISTICS

	IDAHO	TAMU
FIRST DOWNS	10	31
RUSHES-YARDS (NET)	29-56	38-140
PASSING YDS (NET)	131	377
Passes Att-Comp-Int	29-17-0	43-30-1
TOTAL OFFENSE PLAYS-YARDS	58-187	81-517
Fumble Returns-Yards	0-0	0-0
Punt Returns-Yards	0-0	4-46
Kickoff Returns-Yards	7-114	2-57
Interception Returns-Yards	1-0	0-0
Punts (Number-Avg)	10-42.5	3-43.7
Fumbles-Lost	0-0	1-1
Penalties-Yards	9-66	3-25
Possession Time	30:12	29:48
Third-Down Conversions	2 of 14	6 of 13
Fourth-Down Conversions	1 of 2	0 of 0
Red-Zone Scores-Chances	1-1	4-5
Sacks By: Number-Yards	0-0	3-20

INDIVIDUAL STATISTICS

RUSHING: IDAHO — Princeton McCarty 9-26; Troy Vital 6-22; Ryan Bass 6-16; Brian Reader 7-minus 1; Justin Veltung 1-minus 7. **TEXAS A&M** — Gray, Cyrus 29-101; Michael, Christine 5-31; Swope, Ryan 1-5; Malena, Ben 2-3; Tannehill, Ryan 1-0.

PASSING: IDAHO — Brian Reader 17-29-0-131. **TEXAS A&M** — Tannehill, Ryan 26-39-1-337; Showers, Jameill 4-4-0-40.

RECEIVING: IDAHO — Mike Scott 8-97; Taylor Elmo 2-11; Ryan Bass 2-2; Armauni Johnson 1-10; Kama Bailey 1-4; Justin Veltung 1-3; Princeton McCarty 1-3; Mike LaGrone 1-1. **TEXAS A&M** — Nwachukwu, Uzoma 6-80; Swope, Ryan 6-74; Fuller, Jeff 5-79; Gray, Cyrus 5-58; Lamothe, Michael 3-10; McNeal, Kenric 2-21; Askew, Nate 1-23; Prioleau, Hutson 1-21; Michael, Christine 1-11.

INTERCEPTIONS: Idaho — Andre Ferguson 1-0. Texas A&M — None.

FUMBLES: IDAHO — None. **TEXAS A&M** — Michael, Christine 1-1.



CYRUS GRAY

SCORING SUMMARY

1ST	06:22	TAMU	Swope 26 yd pass from Tannehill (Bullock kick)	3-80 1:00
2ND	11:40	TAMU	Bullock 25 yd field goal	13-77 3:31
	07:55	TAMU	Gray 17 yd run (Bullock, Randy kick)	6-52 1:28
	02:47	TAMU	Bullock 42 yd field goal	8-54 1:47
	00:24	TAMU	Gray3 yd pass from Tannehill (Bullock kick)	6-56 1:43
3RD	12:26	TAMU	Bullock 46 yd field goal	8-33 2:34
	06:07	TAMU	Gray 1 yd run (Bullock kick)	9-63 4:10
4TH	02:18	IDAHO	Vital 1 yd run (Farquhar kick)	11-73 5:12

2011 REVIEW



7/6 **OKLAHOMA STATE** (4-0) **30**
 8/8 **TEXAS A&M** (2-1) **29**

Saturday, September 24 • Kyle Field • College Station, Texas • Attendance: 87,358 • TV: ABC (Regional)

COLLEGE STATION (AP) — Brandon Weeden threw for a school-record 438 yards and two scores and Justin Blackmon and Josh Cooper combined for 244 yards receiving as No. 7 Oklahoma State rallied for a 30-29 win over No. 8 Texas A&M.

The Aggies built a 20-3 halftime lead before the Cowboys (4-0, 1-0 Big

12) took advantage of three Texas A&M turnovers and numerous penalties to reel off 27 straight points to take a 30-20 lead.

Jeff Fuller caught a 4-yard touchdown pass with 2:20 remaining for A&M's first score since the second quarter to get A&M within 30-27.

A&M's defense forced a punt and the Aggies (2-1, 0-1) got the ball back with almost two minutes remaining, but Ryan Tannehill threw his third interception to seal the Cowboys' win.

Blackmon ran 39 yards into A&M's end zone for a safety as time expired to leave it at 30-29.

Jeremy Smith ran untouched into the end zone on a 13-yard run that cut the lead to 20-10 early in the third quarter. Blackmon's TD catch got the Cowboys within three and they took a 24-20 lead when Weeden found Tracy Moore on a 4-yard pass after an A&M fumble.

Quinn Sharp added two short field goals in the fourth quarter to extend the lead.

Tannehill threw for 309 yards and two scores and Ryan Swope had 105 yards receiving for A&M.

Cooper had 11 catches for 123 yards, Blackmon had 11 receptions for 121 yards, and Hubert Anyiam had 10 receptions for 92 yards. It was the first time in school history that three receivers had at least 10 catches in a game.

On Blackmon's score in the third quarter, Weeden found him in the corner of the end zone,

but he dropped the ball well out of bounds and officials first said it was an incomplete pass. Blackmon yelled at an official that it was a touchdown as he walked away and after a review, the star receiver ended up being right. It was an 11-yard touchdown pass and Oklahoma was within 20-17.

The Cowboys were helped earlier in that drive when A&M's Jonathan Stewart hit Anyiam when he was out of bounds and the penalty tacked on 13 yards to the 9-yard reception.

Kenric McNeal caught a 33-yard pass from Tannehill on the second play of A&M's next drive, but fumbled, giving the Cowboys the ball right back.

They took advantage of the error and got their first lead of the game, 24-20, when Weeden hit Moore in the back of the end zone for the TD.

On a repeat of their last drive, Texas A&M just got one play in before turning the ball over on the second. This time Tannehill was intercepted by Brodrick Brown.

The Aggies caught a break, though when Blackmon caught an 8-yard pass and was heading toward the end zone when he fumbled at the 2-yard line and the ball rolled out of the back of the end zone for a touchback.

But Texas A&M didn't get anything out of it when Tannehill threw another interception on the next drive which Oklahoma State converted into a short field goal that pushed the lead to 27-20 early in the fourth quarter.

Tannehill got A&M going on the fourth play of the game when he faked a handoff to Cyrus Gray and dashed 65 yards up the middle for a touchdown to make it 7-0.

The Aggies put together a 10-play, 86-yard drive capped by a 17-yard touchdown pass to Fuller to go up 17-3 early in the second quarter.

GAME 3 • SCORE BY QUARTERS

	1	2	3	4	FINAL
OKLAHOMA STATE	3	0	21	6	30
TEXAS A&M	10	10	0	9	29

TEAM STATISTICS

	OSU	TAMU
FIRST DOWNS	33	25
RUSHES-YARDS (NET)	35-46	27-162
PASSING YDS (NET)	438	309
Passes Att-Comp-Int	60-47-0	47-28-3
TOTAL OFFENSE PLAYS-YARDS	95-484	74-471
Fumble Returns-Yards	0-0	0-0
Punt Returns-Yards	1-1	2-9
Kickoff Returns-Yards	4-58	1-21
Interception Returns-Yards	3-7	0-0
Punts (Number-Avg)	4-45.0	3-41.0
Fumbles-Lost	1-1	2-1
Penalties-Yards	11-95	10-82
Possession Time	33:03	26:57
Third-Down Conversions	8 of 18	7 of 13
Fourth-Down Conversions	0 of 2	0 of 0
Red-Zone Scores-Chances	6-7	3-3
Sacks By: Number-Yards	2-8	3-28

INDIVIDUAL STATISTICS

RUSHING: OKLAHOMA STATE — Randle, Joseph 21-83; Smith, Jeremy 6-39; Weeden, Brandon 4-minus 26; Team 4-minus 50. **TEXAS A&M** — Tannehill, Ryan 7-69; Michael, Christine 6-62; Gray, Cyrus 13-35; Swope, Ryan 1-minus 4.

PASSING: OKLAHOMA STATE — Weeden, Brandon 47-60-0-438. **TEXAS A&M** — Tannehill, Ryan 28-47-3-309.


RECEIVING: OKLAHOMA STATE — Cooper, Josh 11-123; Blackmon, J. 11-121; Anyiam, Hubert 10-92; Randle, Joseph 4-4; Moore, Tracy 3-20; Chelf, Colton 2-21; Harrison, M. 2-9; Stewart, Josh 1-28; Staley, Kye 1-11; Anderson, I. 1-5; Horton, Justin 1-4. **TEXAS A&M** — Swope, Ryan 7-105; Fuller, Jeff 6-55; McNeal, Kenric 4-65; Nwachukwu, Uzoma 4-37; Jackson, Brandal 3-32; Gray, Cyrus 3-9; Michael, Christine 1-6.

INTERCEPTIONS: OKLAHOMA STATE — Gilbert, Justin 1-6; Thomas, James 1-1; Brown, Brodrick 1-0. **TEXAS A&M** — None.

FUMBLES: OKLAHOMA STATE — Blackmon, J. 1-1. **TEXAS A&M** — Malena, Ben 1-0; McNeal, Kenric 1-1.

SCORING SUMMARY

1ST	13:59	TAMU	Tannehill 65 yd run (Bullock kick)	4-80 1:01
	09:38	OSU	Sharp 27 yd field goal	13-72 4:21
	01:35	TAMU	Bullock 43 yd field goal	6-34 2:11
2ND	10:34	TAMU	Fuller 17 yd pass from Tannehill (Bullock kick)	10-86 3:42
	01:51	TAMU	Bullock 35 yd field goal	15-62 6:08
3RD	12:24	OSU	Smith 13 yd run (Sharp kick)	11-80 2:36
	07:34	OSU	Blackmon 11 yd pass from Weeden (Sharp kick)	10-89 2:31
	03:33	OSU	Moore 4 yd pass from Weeden (Sharp kick)	9-56 3:24
4TH	14:06	OSU	Sharp 24 yd field goal	6-27 1:53
	06:24	OSU	Sharp 18 yd field goal	13-79 5:09
	02:20	TAMU	Fuller 4 yd pass from Tannehill (Bullock kick)	15-80 4:04
	00:00	TAMU	TEAM safety	



RYAN TANNEHILL

2011 REVIEW



14 / 13 **TEXAS A&M**
18 / 18 **ARKANSAS**

(2-2) **38**
(4-1) **42**

Saturday, October 1 • Cowboys Stadium • Arlington, Texas • Attendance: 69,838 • TV: ESPN

ARLINGTON (AP) — Tyler Wilson, Jarius Wright and the No. 18 Arkansas Razorbacks gave No. 14 Texas A&M more than they could handle.

Wilson threw for a school-record 510 yards, Wright caught 13 passes for a school-record 281 yards and the Razorbacks turned an 18-point half-time deficit into a 42-38 victory.

Broderick Green ran 3 yards for the go-ahead touchdown with 1:41 left, putting Arkansas (4-1) ahead for the first time — and sending the Aggies (2-2) to a second straight agonizing defeat.

Just a week before, they gave up a 17-point halftime lead at home.

A&M's Christine Michael ran for 230 yards and three touchdowns, but was stuffed for no gain on a fourth-and-2 on what turned into the Aggies' final play.

Wilson was 30 of 51 with three touchdowns, and ran for a 2-point conversion that tied the game 35-35. The school passing record had been 409 by Ryan Mallett against Vanderbilt last season.

Wright broke the school receiving record of 204 yards by halftime. He wound up also tying the record for catches. And, get this — in a single game, he got more than a quarter of the

yardage needed for the single-season record of 1,004. With at least seven games left, he's already at 478.

But his greatest play wasn't even a catch. It was a head's up recovery of a

loose ball rolling into the end zone for the touchdown capped by Wilson's conversion.

A&M scored five touchdowns in the first half, all on the ground against a defense that had allowed only a single rushing touchdown over four previous games. The Razorbacks snapped back to form in the second half, yielding only a field goal — albeit one that put the Aggies up 38-35 with 4:22 left.

But that was all they could muster. A&M went from gaining 404 yards in the first half to 224 in the second half.

Cyrus Gray ran for 95 yards and two touchdowns for the Aggies, and quarterback Ryan Tannehill ran for 56 yards. Tannehill also was 25 of 35 for 247 yards and an interception.

GAME 4 • SCORE BY QUARTERS

	1	2	3	4	FINAL
TEXAS A&M	14	21	0	3	38
ARKANSAS	7	10	10	15	42

TEAM STATISTICS

	TAMU	ARK
FIRST DOWNS	30	28
RUSHES-YARDS (NET)	54-381	30-71
PASSING YDS (NET)	247	510
Passes Att-Comp-Int	35-25-1	51-30-0
TOTAL OFFENSE PLAYS-YARDS	89-628	81-581
Fumble Returns-Yards	0-0	1-1
Punt Returns-Yards	4-29	1-19
Kickoff Returns-Yards	6-116	6-108
Interception Returns-Yards	0-0	1-0
Punts (Number-Avg)	6-35.7	7-48.4
Fumbles-Lost	2-1	1-0
Penalties-Yards	7-72	14-112
Possession Time	31:56	28:04
Third-Down Conversions	7 of 15	8 of 17
Fourth-Down Conversions	0 of 1	0 of 0
Red-Zone Scores-Chances	4-4	5-5
Sacks By: Number-Yards	4-31	0-0

INDIVIDUAL STATISTICS

RUSHING: TEXAS A&M — Michael, Christine 32-230; Gray, Cyrus 17-95; Tannehill, Ryan 5-56. ARKANSAS — Dennis Johnson 8-54; Broderick Green 9-25; R. Wingo Jr. 6-24; Team 1 — minus 3; Tyler Wilson 6-minus 29.

PASSING: TEXAS A&M — Tannehill, Ryan 25-35-1-247. ARKANSAS — Tyler Wilson 30-51-0-510.

RECEIVING: TEXAS A&M — Fuller, Jeff 9-82; Swope, Ryan 5-92; Nwachukwu, Uzoma 4-35; Askew, Nate 2-20; Prioleau, Hutson 2-8; Michael, Christine 2-7; Gray, Cyrus 1-3. ARKANSAS — Jarius Wright 13-281; Dennis Johnson 4-69; R. Wingo Jr. 4-30; Cobi Hamilton 3-47; Chris Gragg 2-31; Julian Horton 1-19; Greg Childs 1-19; M. Humphrey 1-9; Marquel Wade 1-5.

INTERCEPTIONS: TEXAS A&M — None. ARKANSAS — Greg Gatson 1-0.

FUMBLES: TEXAS A&M — McNeal, Kenric 1-0; Michael, Christine 1-1. ARKANSAS — Cobi Hamilton 1-0.



CHRISTINE MICHAEL

SCORING SUMMARY

1ST	12:48	TAMU	Michael 48 yd run (Bullock kick)	3-79 0:54
	08:45	TAMU	Michael 4 yd run (Bullock kick)	7-71 2:24
	02:26	AR	Wright 68 yd pass from Wilson (Hocker kick)	6-85 1:58
2ND	10:53	TAMU	Gray 1 yd run (Bullock kick)	8-54 3:12
	09:09	AR	Green 1 yd run (Hocker kick)	6-73 1:44
	07:05	TAMU	Michael 29 yd run (Bullock,kick)	6-84 2:04
	03:05	AR	Hocker 26 yd field goal	9-73 1:52
3RD	00:09	TAMU	Gray 4 yd run (Bullock kick)	11-82 2:56
	11:44	AR	Hocker 32 yd field goal	5-38 1:53
	07:29	AR	Wingo Jr. 13 yd pass from Wilson (Hocker kick)	10-75 2:27
4TH	11:00	AR	Wright 0 yd fumble recovery (Wilson rush)	6-86 1:40
	04:22	TAMU	Bullock 23 yd field goal	16-74 6:38
	01:41	AR	Green 3 yd run (Hocker kick)	9-80 2:41

2011 REVIEW



24 / 25
—|—

TEXAS A&M
TEXAS TECH

(3-2)
(4-1)

45
40

Saturday, October 8 • Jones AT&T Stadium • Lubbock, Texas • Attendance: 58,416 • TV: FX

UBBOCK (AP) — Ryan Tannehill ran for two touchdowns and threw for another to lead No. 24 Texas A&M over Texas Tech 45-40.

After leading by double-digits at halftime and losing the last two weeks, Texas A&M finally put together four quarters, despite being outscored 20-14 in the second half.

The Aggies (3-2, 1-1) ran for 205 yards on 46 carries.

Seth Doege threw for three touchdowns and 391 yards to lead Texas Tech (4-1, 1-1). Eric Stephens injured his knee late in the third quarter and had 122 yards on 22 carries.

Texas A&M running backs Cyrus Gray and Christine Michael each ran for a score.

Tannehill found Michael Lamothe early in the fourth quarter for a 5-yard TD to put the Aggies up 45-30.

Tannehill's pass to Lamothe proved crucial. Doege came back and found Alex Torres on a 20-yard TD pass with 31 seconds remaining in the game to pull within 45-40.

The game's momentum turned on a blocked field goal by the Aggies in the third quarter. Terrence Frederick put A&M up 38-23 when he picked up the ball and ran 63 yards untouched along the near sideline for the touchdown. Dustin Harris was the Aggie who got his hand on the 50-yard attempt by Donnie Carona.

That score took the air out of the Red Raiders and their fans.

A roughing the kicker penalty on the Aggies earlier in the third quarter gave Texas Tech another shot at scoring. The Red Raiders got only a field goal, though, to pull within

31-23. Steven Terrell appeared to have been pushed into Red Raiders punter Ryan Erleben on fourth-and-10 from Texas Tech's 35.

Doege found a wide open Torres for a 22-yard gain and then was sacked for a 7-yard loss. Donnie Carona finished the drive with a 49-yard field goal — his second from that distance as the Red Raiders had to settle for 3-pointers throughout the game.

For a third straight week, Texas A&M carried a double-digit lead into halftime, up 31-20.

This time, though, the Aggies prevailed.

Both offenses played fast and the defenses struggled to get to the line in time.

Stephens scored on a 4-yard run to pull Tech within 24-20 late in the first half. Texas Tech got big help on the scoring drive from back-to-back pass interference penalties.

Tannehill did it all in the first half. He completed 12 of 16 passes for 156 yards. He also rushed for 55 yards and the two rushing touchdowns.

Texas Tech tried to keep pace until settling for a 27-yard field goal to trail 17-13.

GAME 5 • SCORE BY QUARTERS

	1	2	3	4	FINAL
TEXAS A&M	10	21	7	7	45
TEXAS TECH	7	13	10	10	40

TEAM STATISTICS

	TAMU	TTU
FIRST DOWNS	23	34
RUSHES-YARDS (NET)	46-205	39-132
PASSING YDS (NET)	188	391
Passes Att-Comp-Int	26-16-0	66-44-0
TOTAL OFFENSE PLAYS-YARDS	72-393	105-523
Fumble Returns-Yards	0-0	0-0
Punt Returns-Yards	1-19	2-17
Kickoff Returns-Yards	6-143	4-137
Interception Returns-Yards	0-0	0-0
Punts (Number-Avg)	5-45.6	3-41.3
Fumbles-Lost	1-0	2-0
Penalties-Yards	9-100	9-70
Possession Time	26:24	33:36
Third-Down Conversions	7 of 14	12 of 24
Fourth-Down Conversions	0 of 1	2 of 3
Red-Zone Scores-Chances	6-6	6-6
Sacks By: Number-Yards	3-20	1-3

INDIVIDUAL STATISTICS

RUSHING: TEXAS A&M — Gray, Cyrus 21-116; Tannehill, Ryan 9-55; Michael, Christine 15-52; Team 1-minus 18. TEXAS TECH — Stephens, Eric 22-102; Crawford, Aaron 7-22; Doege, Seth 9-7; Washington, De. 1-1.

PASSING: TEXAS A&M — Tannehill, Ryan 16-26-0-188. TEXAS TECH — Doege, Seth 44-66-0-391.

RECEIVING: TEXAS A&M — Nwachukwu, Uzoma 4-74; Swope, Ryan 3-33; Hicks, Nehemiah 3-21; Lamothe, Michael 2-14; Gray, Cyrus 1-21; Fuller, Jeff 1-12; Jackson, Brandal 1-8; McNeal, Kenric 1-5. TEXAS TECH — Ward, Eric 10-74; Franks, Jacoby 9-63; Torres, Alex 8-111; Douglas, Corne. 6-24; James, Aadam 4-28; Zouzalik, Aust. 2-17; Stephens, Eric 2-12; Marquez, Brad 1-37; Kennard, Marcus 1-17; Crawford, Aaron 1-8.

INTERCEPTIONS: TEXAS A&M — None. TEXAS TECH — None.

FUMBLES: TEXAS A&M — Tannehill, Ryan 1-0. TEXAS TECH — Doege, Seth 2-0.

SCORING SUMMARY

1ST	13:04	TAMU	Tannehill 19 yd run (Bullock kick)	7-83 1:56
	09:31	TTU	James 2 yd pass from Doege (Carona kick)	13-58 3:33
	02:12	TAMU	Bullock 45 yd field goal	8-52 3:10
2ND	14:19	TTU	Carona 49 yd field goal	6-14 2:53
	11:54	TAMU	Gray 16 yd run (Bullock kick)	7-73 2:25
	09:21	TTU	Carona 27 yd field goal	9-70 2:33
	07:16	TAMU	Michael 17 yd run (Bullock kick)	5-60 2:05
	03:52	TTU	Stephens 4 yd run (Carona kick)	9-80 3:24
3RD	00:24	TAMU	Tannehill 10 yd run (Bullock kick)	11-63 3:28
	09:10	TTU	Carona 49 yd field goal	9-32 2:47
	04:33	TAMU	Frederick 65 yd blocked FG return (Bullock kick)	
4TH	01:17	TTU	Ward 5 yd pass from Doege (Carona kick)	14-80 3:16
	11:59	TAMU	Lamothe 5 yd pass from Tannehill (Bullock kick)	6-35 1:43
	09:34	TTU	Carona 30 yd field goal	10-37 2:25
	00:31	TTU	Torres 20 yd pass from Doege (Carona kick)	9-91 2:24



TERRENCE FREDERICK

2011 REVIEW



20/24 **BAYLOR**
21/23 **TEXAS A&M**

(4-2) **28**
(4-2) **55**

Saturday, October 15 • Kyle Field • College Station, Texas • Attendance: 87,361 • TV: FX

COLLEGE STATION (AP) — Ryan Tannehill threw for 415 yards and a career-high six touchdown passes and Ryan Swope caught four of them to lead No. 21 Texas A&M to a 55-28 win over No. 20 Baylor.

The Bears got within six points after a touchdown run by Terrance Ganaway in third quarter, but the Aggies scored 21 straight to take a 55-28 lead with about six minutes remaining in the game.

Swope's fourth touchdown -- his second 68-yard reception of the game -- was the first in that span. He finished with 206 yards receiving and also had a 68-yard TD reception in the second quarter. He also scored on receptions of 8 and 5 yards.

Baylor star quarterback Robert Griffin III threw for a school-record 430 yards and three touchdowns, but the Bears had trouble running the ball and were outgained 266-50 on the ground. Griffin is the third quarterback this season to set a school record against the Aggies' worst-in-the-nation pass defense.

Tannehill found a wide-open Uzoma Nwachukwu on a 47-yard TD reception after Swope's fourth touchdown and Christine Michael got his second on a 4-yard run later in the fourth quarter. He finished with 105 yards rushing.

Michael's score came after Griffin was intercepted for

only the second time this season.

Trailing 41-28, the Bears got down to the Texas A&M 9 on a 50-yard reception by Tevin Reese on the last play of

the third quarter. Baylor's offense stalled after that, though, and A&M got the ball back when Griffin threw an incomplete pass as he was being hit on fourth down.

Down 31-14 early in the third quarter, Baylor got a 49-yard kickoff return from Antwan Goodley and Griffin hit a wide open Tevin Reese for a 43-yard touchdown pass two plays later to cut A&M's lead to 31-21. Reese drew an unsportsmanlike conduct penalty for mocking A&M's hand gesture by holding his thumb down to the crowd after the score.

Randy Bullock's 47-yard field goal stretched the A&M lead to 34-21 a couple of minutes later.

Baylor ran a 17-play drive that spanned through the first and second quarters, but came up empty when Griffin was sacked on third-down from A&M's 8-yard-line before a 30-yard field goal attempt by Aaron Jones sailed wide right.

The Aggies took their first lead of the game when Swope got in front of Sam Holl for a 68-yard touchdown catch to make it 10-7 in the second quarter.

Texas A&M wouldn't stay on top for long after Griffin hit Terrance Williams on a 77-yard touchdown pass on the first play of Baylor's next drive to make it 14-10. Williams wriggled out of an arm tackle by Coryell Judie with a spin move and dashed to the end zone.

Michael scored on a 7-yard reception from Tannehill to give A&M a 17-14 lead in the second quarter on a drive that was helped by 30 yards of penalties by Baylor.

The Aggies extended their lead to 24-14 when Swope caught his second touchdown pass, this one for 8 yards, less than a minute before halftime.

Tevin Elliott intercepted a pass by Tannehill that was deflected on Texas A&M's first drive. The Bears converted that turnover when Griffin found Wright on a 6-yard touchdown pass to give them a 7-0 lead.

Texas A&M cut the lead to 7-3 with a 35-yard field goal by Bullock later in the first quarter.

GAME 6 • SCORE BY QUARTERS

	1	2	3	4	FINAL
BAYLOR	7	7	14	0	28
TEXAS A&M	3	21	17	14	55

TEAM STATISTICS

	BAYLOR	TAMU
FIRST DOWNS	24	35
RUSHES-YARDS (NET)	31-50	45-266
PASSING YDS (NET)	430	415
Passes Att-Comp-Int	40-28-1	38-25-1
TOTAL OFFENSE PLAYS-YARDS	71-480	83-681
Fumble Returns-Yards	0-0	0-0
Punt Returns-Yards	0-0	2-13
Kickoff Returns-Yards	6-129	4-91
Interception Returns-Yards	1-0	1-0
Punts (Number-Avg)	3-43.7	0-0.0
Fumbles-Lost	2-0	0-0
Penalties-Yards	10-83	7-56
Possession Time	28:48	31:12
Third-Down Conversions	7 of 13	10 of 13
Fourth-Down Conversions	1 of 2	0 of 0
Red-Zone Scores-Chances	2-4	5-5
Sacks By: Number-Yards	0-0	5-26

INDIVIDUAL STATISTICS

RUSHING: BAYLOR — Ganaway, Terrance 16-34; Griffin III, Robert 12-15; Martin, Glasco 1-1; Salubi, Jarred 2-0. **TEXAS A&M** — Michael, Christine 21-105; Tannehill, Ryan 5-55; Gray, Cyrus 12-42; Nwachukwu, Uzoma 2-34; Malena, Ben 4-33; TEAM 1-minus 3.

PASSING: BAYLOR — Griffin III, Robert 28-40-1-430. **TEXAS A&M** — Tannehill, Ryan 25-37-1-415; Gray, Cyrus 0-1-0-0.

RECEIVING: BAYLOR — Williams, Terrance 8-146; Wright, Kendall 7-67; Sampson, Lnear 6-76; Reese, Tevin 4-106; Najvar, Jordan 2-24; Ganaway, Terrance 1-11. **TEXAS A&M** — Swope, Ryan 11-206; Fuller, Jeff 5-71; Nwachukwu, Uzoma 4-94; Gray, Cyrus 2-17; Michael, Christine 2-8; Kennedy, Malcome 1-19.

INTERCEPTIONS: BAYLOR — Elliott, Tevin 1-0. **TEXAS A&M** — Harris, Dustin 1-0.

FUMBLES: BAYLOR — Najvar, Jordan 1-0; Williams, Terrance 1-0. **TEXAS A&M** — None.

SCORING SUMMARY

1ST	04:42	BU	Wright 6 yd pass from Griffin III (Jones kick)	12-73 4:31
	01:24	TAMU	Bullock 35 yd field goal	11-57 3:18
2ND	08:16	TAMU	Swope 68 yd pass from Tannehill (Bullock kick)	5-80 1:08
	07:59	BU	Williams 77 yd pass from Griffin III (Jones kick)	1-77 0:17
	06:21	TAMU	Michael 7 yd pass from Tannehill (Bullock kick)	5-73 1:38
	00:33	TAMU	Swope 8 yd pass from Tannehill (Bullock kick)	11-80 3:45
3RD	10:38	TAMU	Swope 5 yd pass from Tannehill (Bullock kick)	13-77 4:22
	09:57	BU	Reese 43 yd pass from Griffin III (Jones kick)	2-46 0:41
	07:54	TAMU	Bullock 47 yd field goal	8-32 2:03
	03:50	BU	Ganaway 4 yd run (Jones kick)	11-78 4:04
	02:43	TAMU	Swope 68 yd pass from Tannehill (Bullock kick)	4-80 1:07
4TH	09:46	TAMU	Nwachukwu 47 yd pass from Tannehill (Bullock kick)	7-96 3:26
	05:44	TAMU	Michael 4 yd run (Bullock kick)	7-66 3:51



RYAN TANNEHILL

2011 REVIEW



17 / 18

—|—

TEXAS A&M
IOWA STATE

(5-2)

(3-4)

33

17

Saturday, October 22 • Jack Trice Stadium • Ames, Iowa • Attendance: 51,131 • TV: ABC (Regional)

AMES (AP) — Ryan Tannehill threw for 263 yards and two touchdowns and 17th-ranked Texas A&M held off Iowa State 33-17 on for its third straight Big 12 win.

Christine Michael and Cyrus Gray each rushed for more than 100 yards for the Aggies (5-2, 3-1 Big 12), who used Tannehill's scoring passes late in the first half to jump ahead 20-7.

Michael's 9-yard TD run early in the third quarter gave Texas A&M a 30-7 lead.

Iowa State quickly cut it to 30-17, but the Aggies kept the Cyclones scoreless in the fourth quarter.

Michael had 142 yards on 18 carries, Gray added 125 yards and Jeff Fuller and Michael Lamothe each had TD receptions for Texas A&M.

Freshman Jared Barnett, who replaced a struggling Steele Jantz in the first quarter, was 16-of-36 passing for 180 yards for the Cyclones (3-4, 0-4), who have dropped four in a row.

The Cyclones answered Michael's touchdown run with a 1-yard TD run from Duran Hollis to get within 30-14. After

the Aggies forced Iowa State to punt, the ball bounced off of Desmond Gardiner, giving the Cyclones the ball in Texas A&M territory late in the third quarter.

But Iowa State had to settle for Zach Guyer's 43-yard field goal, making it 30-17.

But Texas A&M's defense stiffened, and its offense answered with an 85-yard scoring drive. Though it ended in Randy Bullock's fourth field goal, from 20 yards, it ate up nearly four precious minutes and put the Aggies ahead 33-17 with just 7:30 left.

Iowa State's final gasp came with four minutes left, when the Aggies stopped them a yard short on 4th-down-and-18. Josh Lenz had a career-high eight catches for 117 yards for the Cyclones.

Iowa State's defense was flagged for offsides, and Tannehill chucked it downfield on what was essentially a free play late in the second quarter. The Cyclones then got called for pass interference, keeping the Aggies drive going, and Tannehill found Fuller for a 10-yard touchdown reception to put A&M ahead 13-7 with 4:08 left in the half.

Tannehill then took A&M 79 yards in less than two minutes, and his 18-yard TD toss to Lamothe made it 20-7 with just 42 seconds left in the half.

Bullock tacked on another 47-yarder to open the second half -- his seventh made field goal in eight tries from 40 yards or longer this season.

Jantz opened the game behind center -- and promptly threw his first pass into the arms of Texas A&M's Trent Hunter. Bullock's 25-yard field goal gave the Aggies a 3-0 lead just two minutes in.

GAME 7 • SCORE BY QUARTERS

	1	2	3	4	FINAL
TEXAS A&M	3	17	10	3	33
IOWA STATE	7	0	10	0	17

TEAM STATISTICS

	TAMU	ISU
FIRST DOWNS	30	17
RUSHES-YARDS (NET)	47-247	33-125
PASSING YDS (NET)	263	180
Passes Att-Comp-Int	43-24-0	40-16-1
TOTAL OFFENSE PLAYS-YARDS	90-510	73-305
Fumble Returns-Yards	0-0	0-0
Punt Returns-Yards	5-27	1-3
Kickoff Returns-Yards	3-51	5-115
Interception Returns-Yards	1-16	0-0
Punts (Number-Avg)	5-46.6	9-41.9
Fumbles-Lost	2-1	3-0
Penalties-Yards	7-70	8-50
Possession Time	31:54	28:06
Third-Down Conversions	5 of 16	6 of 18
Fourth-Down Conversions	0 of 1	0 of 1
Red-Zone Scores-Chances	5-6	2-3
Sacks By: Number-Yards	2-11	3-16

INDIVIDUAL STATISTICS

RUSHING: TEXAS A&M — Michael, Christine 18-142; Gray, Cyrus 21-125; TEAM 2-minus 2; Nwachukwu, Uzoma 1-minus 2; Tannehill, Ryan 5-minus 16. **IOWA STATE** — Barnett, Jared 13-66; White, James 16-60; Hollis, Duran 2-3; Woody, Jeff 1-1; Jantz, Steele 1-minus 5.

PASSING: TEXAS A&M — Tannehill, Ryan 24-43-0-263. **IOWA STATE** — Barnett, Jared 16-36-0-180; Jantz, Steele 0-4-1-0.

RECEIVING: TEXAS A&M — Fuller, Jeff 7-75; Nwachukwu, Uzoma 4-58; Swope, Ryan 4-40; Gray, Cyrus 3-35; Lamothe, Michael 2-26; Prioleau, Hutson 2-17; Askew, Nate 1-6; Hicks, Nehemiah 1-6. **IOWA STATE** — Lenz, Josh 8-117; White, James 2-21; Horne, Aaron 1-11; Young, Chris 1-8; Reynolds, D. 1-7; Branderhorst, R. 1-7; Gary, Albert 1-6; Hammerschmidt, K 1-3.

INTERCEPTIONS: TEXAS A&M — Hunter, Trent 1-16. **IOWA STATE** — None.

FUMBLES: TEXAS A&M — Gardiner, Desmond 1-1; Tannehill, Ryan 1-0. **IOWA STATE** — Barnett, Jared 2-0; White, James 1-0.

SCORING SUMMARY

1ST	13:00	TAMU	Bullock 25 yd field goal	4-6 1:51
	03:29	ISU	White 19 yd run (Guyer kick)	9-83 4:45
2ND	09:19	TAMU	Bullock 47 yd field goal	9-42 2:47
	04:08	TAMU	Fuller 10 yd pass from Tannehill (Bullock kick)	10-80 3:11
	00:42	TAMU	Lamothe 18 yd pass from Tannehill (Bullock kick)	8-79 1:43
3RD	12:45	TAMU	Bullock 47 yd field goal	9-30 2:15
	09:39	TAMU	Michael 9 yd run (Bullock kick)	6-69 1:55
	06:50	ISU	Hollis 1 yd run (Guyer kick)	8-74 2:44
	02:16	ISU	Guyer 43 yd field goal	4-1 0:51
4TH	07:30	TAMU	Bullock 20 yd field goal	10-85 3:55



RANDY BULLOCK

2011 REVIEW



— / —
16 / 16

MISSOURI
TEXAS A&M

(4-4)
(5-3)

OT 38
31

Saturday, October 29 • Kyle Field • College Station, Texas • Attendance: 86,934 • TV: FX

COLLEGE STATION (AP) — James Franklin's 11-yard touchdown pass to Marcus Lucas in overtime lifted Missouri to a 38-31 win over No. 16 Texas A&M.

Texas A&M got the ball after the score, but Ryan Tannehill's pass on fourth down was deflected.

The Tigers had a chance to win it in regulation, but a 46-yard field goal attempt sailed wide right as time expired.

Missouri got the ball when Jacques Smith caused a fumble by Tannehill, which was recovered by Dominique Hamilton.

The Aggies led by 11 at halftime, but Missouri took a 31-28 lead on an 11-yard run by Henry Josey with about eight minutes left. Texas A&M tied it on a 35-yard field goal about four minutes later.

Franklin threw for 198 yards and two scores and ran for 97 yards and two more touchdowns. Josey, the Big 12's leading rusher, had 20 carries for 162 yards.

Missouri took its first lead of the second half on the 11-yard touchdown run by Josey. To get that drive going, Josey bounced to the outside and dashed down the sideline for 43 yards before being dragged down from behind.

The Tigers went for it on fourth-and-1 from the Texas A&M 43 early in the fourth quarter and Franklin's run was short. Missouri made up for it when Tannehill was hit as he threw a pass which was intercepted by Randy Ponder.

Ponder returned it 45 yards and Franklin cut A&M's lead to 28-24 when he scored on an 8-yard run three plays later.

Tannehill threw for three touchdowns in the first half,

but the Aggies managed only a field goal after that to lose their third game this season after leading by double digits at halftime.

Both teams lost fumbles in the third quarter.

Texas A&M's Ryan Swope tumbled after a catch, but Missouri gave it back three plays later when Josey coughed it up. The Aggies didn't capitalize on that error and neither team scored in the quarter.

Tannehill hit Cyrus Gray on a short pass and he ran into the corner of the end zone for a 12-yard touchdown to tie the game at 14 early in the second quarter. Missouri's offense stalled on the next drive and they had to punt. The punt was shanked and it went just 22 yards, giving A&M the ball at the Missouri 41.

The Aggies took advantage of the short field when Tannehill found Swope for a 6-yard touchdown pass take a 21-14 lead in the second quarter.

Texas A&M pushed its advantage to 28-14 when Tannehill scored on a 3-yard touchdown run with about three minutes left in the second quarter.

The Tigers had a first down from the Texas A&M 11 late in the second quarter, but the offense stalled and they settled for a 26-yard field goal to make it 28-17 at halftime.

Franklin broke four tackles on a nifty 20-yard run on third-and-1 to give Missouri a 7-0 lead on the team's second drive of the game.

Tannehill's first touchdown pass was a 2-yard strike to Michael Lamothe that tied it at 7-all later in the first quarter.

Eric Waters caught a pass from Franklin and two Texas A&M defenders missed tackles as he dashed 42 yards for a touchdown to put Missouri back on top 14-7 with two seconds left in the first quarter.

Texas A&M's Christine Michael had 21 carries for 104 yards and Gray added 58 yards rushing.

GAME 8 • SCORE BY QUARTERS

	1	2	3	4	OT	FINAL
MISSOURI	14	3	0	14	7	38
TEXAS A&M	7	21	0	3	0	31

TEAM STATISTICS

	MISSOURI	TAMU
FIRST DOWNS	25	29
RUSHES-YARDS (NET)	50-284	46-183
PASSING YDS (NET)	198	317
Passes Att-Comp-Int	24-16-0	53-35-1
TOTAL OFFENSE PLAYS-YARDS	74-482	99-500
Fumble Returns-Yards	0-0	0-0
Punt Returns-Yards	1--1	0-0
Kickoff Returns-Yards	4-112	5-107
Interception Returns-Yards	1-45	0-0
Punts (Number-Avg)	6-43.7	5-34.6
Fumbles-Lost	1-1	2-2
Penalties-Yards	5-45	7-50
Possession Time	25:30	34:30
Third-Down Conversions	6 of 15	14 of 23
Fourth-Down Conversions	1 of 2	0 of 1
Red-Zone Scores-Chances	5-5	5-6
Sacks By: Number-Yards	1-6	2-15

INDIVIDUAL STATISTICS

RUSHING: MISSOURI — Josey, Henry 20-162; Franklin, James 24-97; Lawrence, Kendi 5-17; Moore, De'Vion 1-8. **TEXAS A&M** — Michael, Christine 21-104; Gray, Cyrus 16-58; Tannehill, Ryan 5-12; Swope, Ryan 4-9.

PASSING: MISSOURI — Franklin, James 16-24-0-198. **TEXAS A&M** — Tannehill, Ryan 35-53-1-317.

RECEIVING: MISSOURI — Lucas, Marcus 5-64; Egnew, Michael 4-51; Moe, T.J. 4-38; Waters, Eric 1-42; Josey, Henry 1-2; Lawrence, Kendi 1-1. **TEXAS A&M** — Swope, Ryan 8-66; Nwachukwu, Uzoma 6-49; Gray, Cyrus 6-46; Fuller, Jeff 5-42; Kennedy, Malcome 3-38; Prioleau, Hutson 3-18; Hicks, Nehemiah 2-47; Michael, Christine 1-9; Lamothe, Michael 1-2.

INTERCEPTIONS: MISSOURI — Ponder, Randy 1-45. **TEXAS A&M** — None.

FUMBLES: MISSOURI — Josey, Henry 1-1. **TEXAS A&M** — Swope, Ryan 1-1; Tannehill, Ryan 1-1.



PATRICK LEWIS

SCORING SUMMARY

1ST	07:56	MU	Franklin 20 yd run (Barrow kick)	9-56 3:57
	02:26	TAMU	Lamothe 2 yd pass from Tannehill (Bullock kick)	14-75 5:30
	00:02	MU	Waters 42 yd pass from Franklin (Barrow kick)	8-81 2:24
2ND	11:07	TAMU	Gray 12 yd pass from Tannehill (Bullock kick)	11-74 3:55
	09:13	TAMU	Swope 6 yd pass from Tannehill (Bullock kick)	4-41 1:07
	03:11	TAMU	Tannehill 3 yd run (Bullock kick)	11-64 4:42
	00:00	MU	Barrow 26 yd field goal	10-66 3:11
4TH	10:50	MU	Franklin 8 yd run (Barrow kick)	3-30 0:30
	07:38	MU	Josey 11 yd run (Barrow kick)	6-79 2:05
	04:10	TAMU	Bullock 35 yd field goal	11-56 3:28
OT	15:00	MU	Lucas 11 yd pass from Franklin (Barrow kick)	5-25 0:00

2011
REVIEW

RV / RV
7 / 7**TEXAS A&M**
OKLAHOMA**(5-4)**
(8-1)**25**
41

Saturday, November 5 • Oklahoma Memorial Stadium • Norman, Okla. • Attendance: 85,709 • TV: ABC (Regional)

NORMAN, OKLA. (AP) — Landry Jones threw two touchdown passes and Roy Finch and Blake Bell added short TD runs on consecutive possessions and Oklahoma pulled away from Texas A&M 41-25.

The Aggies, headed for the Southeastern Conference, won't miss coming to Norman. They're now 0-7 on Owen Field during the Bob Stoops era; the previous six losses had come by an average of 41 points.

Jones threw third-quarter touchdown passes of 31 yards to Jaz Reynolds, who made a nifty one-handed grab -- and 39 yards to Kenny Stills.

All-America receiver Ryan Broyles left the game in the third quarter with a torn ACL in his left knee. His season is over.

Broyles had two catches for 87 yards and both helped set up touchdowns before the injury.

Texas A&M's seven third-quarter possessions produced four punts, two turnovers and a missed field goal. One punt, into the 30-mph wind, netted just 14 yards and set Oklahoma

up at the Aggies' 31-yard line. On the first play, Jones hit Reynolds down the right side.

A&M's next drive ended with an interception by defensive end Ronnell Lewis,

who caught a tipped ball and returned it 11 yards to the Aggies' 28. Finch scored five plays later. The Sooners needed one play to score after an interception

by Jamell Fleming -- Jones' long pass to Stills down the left sideline to make it 41-10.

Oklahoma was playing at home for the first time since its 39-game home winning streak ended with a loss to Texas Tech two weeks ago. The Sooners' potent offense struggled throughout the first half whether moving into or with the strong wind.

Going downwind in the second quarter, the Sooners needed 18 plays to cover only 58 yards on one drive. After three incompletions from the 21-yard line, they settled for a field goal and a 13-3 lead.

Texas A&M countered less than a minute later with the biggest gainer of the afternoon, a 79-yard touchdown pass from Ryan Tannehill to Ryan Swope.

Tannehill drifted left out of the pocket and bought time until finding Swope behind the defense about 35 yards downfield. Swope easily outran two defenders to the end zone.

In the first quarter, facing third-and-19 at the A&M 29 and moving into the wind, Oklahoma chose to punt. The ball was downed at the 1, and four plays later the Sooners forced a fumble at the 18. But they didn't fully capitalize and had to settle for a field goal.

Oklahoma's only first-half TD came on a 2-yard keeper by the 6-foot-6, 245-pound Bell, who ended the day with 11 carries, most in short-yardage situations, and two scores.

GAME 9 • SCORE BY QUARTERS

	1	2	3	4	FINAL
TEXAS A&M	3	7	0	15	25
OKLAHOMA	7	6	28	0	41

TEAM STATISTICS

	TAMU	OU
FIRST DOWNS	28	20
RUSHES-YARDS (NET)	29-148	47-149
PASSING YDS (NET)	379	255
Passes Att-Comp-Int	63-32-3	39-18-0
TOTAL OFFENSE PLAYS-YARDS	92-527	86-404
Fumble Returns-Yards	1-1	0-0
Punt Returns-Yards	2-43	1-9
Kickoff Returns-Yards	3-47	0-0
Interception Returns-Yards	0-0	3-38
Punts (Number-Avg)	7-39.1	9-44.2
Fumbles-Lost	1-1	1-1
Penalties-Yards	7-55	3-25
Possession Time	27:39	32:21
Third-Down Conversions	6 of 18	9 of 21
Fourth-Down Conversions	0 of 1	0 of 0
Red-Zone Scores-Chances	2-2	4-5
Sacks By: Number-Yards	1-10	0-0

INDIVIDUAL STATISTICS

RUSHING: TEXAS A&M — Michael, Christine 17-88; Gray, Cyrus 9-29; Malena, Ben 1-16; Tannehill, Ryan 2-15. **OKLAHOMA** — Finch, Roy 26-99; Bell, Blake 12-37; Millard, Trey 1-7; Clay, Brennan 1-4; Broyles, Ryan 1-3; Williams, B. 1-1; Jones, Landry 3-0; Team 2-minus 2.

PASSING: TEXAS A&M — Tannehill, Ryan 32-63-3-379. **OKLAHOMA** — Jones, Landry 18-38-0-255; Bell, Blake 0-1-0-0.

RECEIVING: TEXAS A&M — Swope, Ryan 8-149; Fuller, Jeff 6-54; Gray, Cyrus 6-33; Kennedy, Malcome 4-60; Nwachukwu, Uzoma 3-50; Lamothe, Michael 2-20; Prioleau, Hutson 1-11; Hicks, Nehemiah 1-8; Michael, Christine 1-minus 6. **OKLAHOMA** — Reynolds, Jaz 6-75; Finch, Roy 4-21; Broyles, Ryan 2-87; Stills, Kenny 2-44; Millard, Trey 2-9; Franks, Trey 1-11; Hanna, James 1-8.

INTERCEPTIONS: TEXAS A&M — None. **OKLAHOMA** — Harris, Javon 1-25; Lewis, Ronnell 1-11; Fleming, Jamell 1-2.

FUMBLES: TEXAS A&M — Michael, Christine 1-1. **OKLAHOMA** — Hanna, James 1-1.

SCORING SUMMARY

1ST	06:16	TAMU	Bullock 43 yd field goal	8-28 1:52
	03:32	OU	Bell 2 yd run (Hunnicuttt kick)	7-80 2:44
2ND	12:59	OU	Hunnicuttt 29 yd field goal	4-6 1:33
	02:25	OU	Hunnicuttt 39 yd field goal	18-58 6:24
	01:39	TAMU	Swope 79 yd pass from Tannehill (Bullock kick)	3-80 0:46
3RD	11:26	OU	Reynolds 31 yd pass from Jones (Hunnicuttt kick)	1-31 0:07
	09:11	OU	Finch 3 yd run (Hunnicuttt kick)	5-28 1:18
	04:53	OU	Bell 4 yd run (Hunnicuttt kick)	8-69 3:03
	04:38	OU	Stills 39 yd pass from Jones (Hunnicuttt kick)	1-39 0:07
4TH	09:49	TAMU	Malena 16 yd run (Bullock kick)	12-81 3:32
	02:37	TAMU	Gray 8 yd pass from Tannehill (Kennedy pass from Tannehill)	9-95 2:49

**RYAN SWOPE**

2011 REVIEW



NR / RV
17 / 22

TEXAS A&M
KANSAS STATE

(5-5)
(8-2)

50
53

Saturday, November 12 • Snyder Stadium • Manhattan, Kan. • Attendance: 46,204 • TV: ABC (Regional)

MANHATTAN, Kan. (AP)—Junior quarterback Collin Klein scored on a quarterback sneak in the fourth overtime Saturday night, his sixth touchdown of the game, giving No. 17 Kansas State a dramatic 53-50 victory over Texas A&M.

It was the first overtime game in the 44-year history of Bill Snyder Fam-

ily Stadium and just the second in school history since a double-overtime 36-33 loss to the same Texas A&M in the 1998 Dr. Pepper Big 12 Championship in St. Louis, Mo.

GAME 10 • SCORE BY QUARTERS

	1	2	3	4	OT	FINAL
TEXAS A&M	0	14	7	10	19	50
KANSAS STATE	0	14	0	17	22	53

SCORING SUMMARY

2ND	13:26	TAMU	Swope 6 yd pass from Tannehill (Bullock kick)	10-59 3:30
	11:24	TAMU	Showers 3 yd run (Bullock kick)	4-44 1:12
	03:45	KS	Klein 2 yd run (Cantele kick)	9-33 5:11
3RD	00:40	KS	Klein 3 yd run (Cantele kick)	5-70 1:55
	03:36	TAMU	Gray 10 yd run (Bullock kick)	1-10 0:07
	4TH	14:08	KS	Klein 2 yd run (Cantele kick)
11:08		TAMU	Gray 7 yd run (Bullock kick)	3-29 1:00
06:38		TAMU	Bullock 17 yd field goal	6-79 2:51
OT	05:49	KS	Harper 53 yd pass from Klein (Cantele kick)	4-80 0:49
	02:12	KS	Cantele 44 yd field goal	6-41 2:37
	15:00	KS	Thompson 0 yd fumble recovery (Cantele kick)	3-25 0:00
	15:00	TAMU	Fuller 9 yd pass from Tannehill (Bullock kick)	6-25 0:00
	15:00	TAMU	Bullock 42 yd field goal	4-0 0:00
	15:00	KS	Cantele 38 yd field goal	4-4 0:00
	15:00	KS	Klein 25 yd run (Klein pass failed)	1-25 0:00
	15:00	TAMU	Nwachukwu 8 yd pass from Tannehill (Tannehill pass failed)	7-25 0:00
	15:00	TAMU	Bullock 20 yd field goal	7-22 0:00
	15:00	KS	Klein 1 yd run	5-25 0:00

Klein threw for a career-high 281 yards and added 103 yards on the ground for the Wildcats (8-2, 5-2 Big 12), who rallied from a 10-point deficit in the final 6 minutes of regulation to hand the Aggies (5-5, 3-4) their third consecutive loss. The Aggies had the ball first in the fourth overtime and moved down to the Kansas State 3 before their drive stalled. Facing fourth-and-1, Texas A&M coach Mike Sherman played it safe and choose to kick a field goal, and that gave Kansas State the opening it needed.

Klein pounded forward for three yards on third-and-3 at the 18 for a first down, and a pass interference call on the Aggies' Toney Hurd Jr. in the end zone gave Kansas State the ball at the 2. Klein went straight up the middle twice, getting across the goal line on

his second try as the crowd erupted. The Wildcats poured off the sideline to celebrate the victory, piling up at the goal line before heading over to the student section on the east side of the stadium.

Cyrus Gray ran for 218 yards and two touchdowns, and Ryan Tannehill threw for 210 yards and three touchdowns to lead the Aggies, who lost in overtime to Missouri two weeks ago and fell to Oklahoma last week. They'll need to beat Kansas or Texas in their remaining two games to become bowl eligible.

It looked like they'd take care of that in regulation. The game was tied at 21 early in the fourth quarter when Kansas State's John Hubert fumbled at his own 29. The Aggies' Terrence Frederick recovered the ball, and Gray scored the go-ahead touchdown when he went virtually untouched right up the middle from 7 yards out. Gray sprang free for a 63-yard run moments later, setting up a 17-yard field goal by Texas A&M's Randy Bullock that made it 31-21 with 6:38 remaining.

Accustomed to late-game pressure, Kansas State never buckled. Klein hit Chris Harper in stride for a 53-yard touchdown pass that pulled the Wildcats within a field goal with 5:49 left. The defense forced Texas A&M into three-and-out, and Kansas State took over at its own 32 with 4:40 left. Two 15-yard penalties on the defense helped the Wildcats move down field, and Anthony Cantele's 44-yard field goal into the wind tied the game. That's how it remained at the end of regulation.

TEAM STATISTICS

	TAMU	KSU
FIRST DOWNS	22	21
RUSHES-YARDS (NET)	43-272	52-130
PASSING YDS (NET)	210	281
Passes Att-Comp-Int	46-27-1	27-17-1
TOTAL OFFENSE PLAYS-YARDS	89-482	79-411
Fumble Returns-Yards	0-0	0-0
Punt Returns-Yards	1-1	1-14
Kickoff Returns-Yards	4-98	4-72
Interception Returns-Yards	1-57	1-23
Punts (Number-Avg)	6-44.3	6-46.0
Fumbles-Lost	0-0	3-2
Penalties-Yards	10-96	1-5
Possession Time	25:49	34:11
Third-Down Conversions	8 of 20	6 of 15
Fourth-Down Conversions	1 of 2	1 of 1
Red-Zone Scores-Chances	8-8	5-5
Sacks By: Number-Yards	4-23	0-0

INDIVIDUAL STATISTICS

RUSHING: TEXAS A&M — Gray, Cyrus 30-218; Tannehill, Ryan 5-31; Malena, Ben 3-15; Showers, Jameill 4-9; Team 1-minus 1. **KANSAS STATE** — Klein, Collin 35-103; Hubert, John 13-33; Pease, Angelo 2-0; Team 1-minus 2; Thompson, T. 1-minus 4.

PASSING: TEXAS A&M — Tannehill, Ryan 27-46-1-210. **KANSAS STATE** — Klein, Collin 17-27-1-281.

RECEIVING: TEXAS A&M — Swope, Ryan 9-58; Fuller, Jeff 4-47; Nwachukwu, Uzoma 4-44; Hicks, Nehemiah 3-14; Gray, Cyrus 3-13; Prioleau, Hutson 2-18; Lamothe, Michael 2-16. **KANSAS STATE** — Harper, Chris 4-134; Thompson, T. 4-37; Hubert, John 4-20; Sexton, Curry 2-33; Tannahill, T. 1-34; McDonald, Andre 1-15; Smith, Sheldon 1-8.

INTERCEPTIONS: TEXAS A&M — Frederick, Terrence 1-57. **KANSAS STATE** — Malone, Nigel 1-23.

FUMBLES: TEXAS A&M — None. **KANSAS STATE** — Klein, Collin 1-0; Hubert, John 1-1; Pease, Angelo 1-1.

The Wildcats had the ball first in overtime and took just three plays to score. Klein slithered up the middle from 9 yards out and fumbled just shy of the goal line, but wide receiver Tramaine Thompson was there to recover it for a touchdown.

The Aggies answered when Tannehill hit Jeff Fuller on a 9-yard slant route for a score. The teams traded field goals in the second overtime, and Klein wasted no time in the third extra session. Dropping back to pass, he noticed the left side of the field clear out and took off in a dead sprint for the pylon, going untouched 25 yards for the touchdown.

The Wildcats failed to convert the 2-point try, and Texas A&M nearly made them pay. Faced with fourth-and-goal at the 8-yard line, Tannehill deftly sidestepped a defender in the backfield and found Uzoma Nwachukwu in the corner of the end zone for the tying score. But his throw to Fuller on the Aggies' 2-point try bounced incomplete, sending the game to a fourth overtime. That's all that Kansas State would need.



RYAN SWOPE

2011 REVIEW



—/—
—/—

KANSAS
TEXAS A&M

(2-9)
(6-5)

7
61

Saturday, November 19 • Kyle Field • College Station, Texas • Attendance: 87,358 • TV: FSN

COLLEGE STATION (AP) — Ryan Tannehill threw for three touchdowns, Cyrus Gray ran for three more and Texas A&M got an easy 61-7 win over mistake-prone Kansas.

The Aggies built a 23-0 lead in the first quarter behind two touchdown runs by Gray and a TD pass by Tannehill. Three second-quarter turnovers by Kansas (2-9, 0-8) helped Texas A&M (6-5, 4-4) extend the lead to 44-0 by halftime.

Kansas quarterback Jordan Webb threw for 133 yards and lost two fumbles, threw an interception and was sacked six times.

Defensive end/linebacker Damontre Moore led a smothering defensive effort by A&M, finishing with eight tackles, two sacks, two forced fumbles and a fumble recovery.

Tannehill, who was replaced by backup Jameill Showers with eight minutes left in the third quarter, was 21 of 26 for 280 yards. Gray had nine carries for 94 yards to surpass 1,000 yards rushing for the season. He's the third player in school history to post consecutive 1,000-yard rushing seasons.

Ryan Swope had nine receptions for 137 yards and two touchdowns for Texas A&M.

The Aggies have lost three games this season after leading by double figures at halftime. There was no such letdown in this one, with A&M adding a rushing TD by Ben Malena, a field goal and a 72-yard punt return for a score by Dustin Harris in the third quarter to make it 61-0.

James Sims ran for 88 yards and scored on a 15-yard run with less than a minute remaining to make it 61-7.

The Jayhawks couldn't get anything going on offense before that drive and came close to scoring only once, but a 39-yard field goal attempt early in the fourth quarter sailed wide left.

Turnovers doomed Kansas in the second quarter, with the first one coming on a fumble that was recovered by Moore. The Aggies took advantage three plays later when Tannehill found Swope on a 52-yard touchdown pass on which he shook off two defenders on his way to the end zone to push the lead to 30-0.

Steven Terrell intercepted Webb on the Jayhawks' next possession and Gray's third touchdown came a few plays later to leave the score at 37-0.

Another turnover by Webb, this one on a fumble when he was sacked by Moore, ended the next Kansas drive. The Aggies were unable to score after that mistake, and Kansas got the ball back after Tannehill's pass on fourth down fell incomplete.

Nate Askew grabbed a 27-yard touchdown pass from Tannehill a minute before halftime that left the Aggies up 44-0.

The Jayhawks got the ball back, but Moore sacked Webb and caused a fumble, which Kansas recovered to end the first half.

Gray put A&M up 7-0 when he scored on a 30-yard run on the Aggies' first drive.

Texas A&M got a safety in the first quarter when the snap on a Kansas punt attempt sailed over the punter's head and out of the end zone to make it 9-0.

Tannehill's first touchdown pass to Swope for 27 yards stretched Texas A&M's lead to 16-0 later in the first quarter.

Gray scored on a 36-yard run on which he tightrope'd the sideline and dashed into the end zone untouched to make it 23-0 with about two minutes left in the first quarter.

GAME 11 • SCORE BY QUARTERS

	1	2	3	4	FINAL
KANSAS	0	0	0	7	7
TEXAS A&M	23	21	17	0	61

TEAM STATISTICS

	KU	TAMU
FIRST DOWNS	19	23
RUSHES-YARDS (NET)	55-64	33-189
PASSING YDS (NET)	133	280
Passes Att-Comp-Int	28-19-1	27-21-0
TOTAL OFFENSE PLAYS-YARDS	83-197	60-469
Fumble Returns-Yards	1-22	0-0
Punt Returns-Yards	0-0	3-162
Kickoff Returns-Yards	4-59	0-0
Interception Returns-Yards	0-0	1-42
Punts (Number-Avg)	5-44.2	0-0.0
Fumbles-Lost	5-2	1-1
Penalties-Yards	6-40	1-15
Possession Time	38:17	21:43
Third-Down Conversions	9 of 20	5 of 8
Fourth-Down Conversions	1 of 3	0 of 2
Red-Zone Scores-Chances	1-2	3-3
Sacks By: Number-Yards	0-0	6-43

INDIVIDUAL STATISTICS

RUSHING: KANSAS — Sims, James 19-88; Matthews, Chris 2-18; Miller, Darrian 11-16; Lewis, Rell 6-11; Beshears, D.J. 1-5; Pierson, Tony 7-3; Team 2-minus 36; Webb, Jordan 7-minus 41. **TEXAS A&M** — Gray, Cyrus 9-94; Randolph, Will 10-37; Malena, Ben 8-32; Showers, Jameill 5-24; Tannehill, Ryan 1-2.

PASSING: KANSAS — Webb, Jordan 19-27-1-133; Mecham, Quinn 0-1-0-0. **TEXAS A&M** — Tannehill, Ryan 21-26-0-280; Showers, Jameill 0-1-0-0.


RECEIVING: KANSAS — Pick, Kale 5-46; Matthews, Chris 4-39; Sims, James 3-6; Beshears, D.J. 2-27; Pierson, Tony 2-1; Steward, AJ 1-8; Shepherd, JaCor 1-8; Miller, Darrian 1-minus 2. **TEXAS A&M** — Swope, Ryan 9-137; Kennedy, Malcome 3-23; Askew, Nate 2-36; Jackson, Brandal 2-33; Fuller, Jeff 2-33; Prioleau, Hutson 1-8; Nwachukwu, Uzoma 1-5; Hicks, Nehemiah 1-5.

INTERCEPTIONS: KANSAS — None. **TEXAS A&M** — Terrell, Steven 1-42.

FUMBLES: KANSAS — Webb, Jordan 4-1; Team 1-1. **TEXAS A&M** — Randolph, Will 1-1.

SCORING SUMMARY

1ST	11:21	TAMU	Gray 30 yd run (Bullock kick)	3-42 0:56
	06:01	TAMU	TEAM safety	
	03:58	TAMU	Swope 27 yd pass from Tannehill (Bullock kick)	6-50 2:03
2ND	02:08	TAMU	Gray 36 yd run (Bullock kick)	2-54 0:22
	13:09	TAMU	Swope 52 yd pass from Tannehill (Bullock kick)	3-56 0:38
	07:34	TAMU	Gray 1 yd run (Bullock kick)	6-32 1:57
3RD	00:50	TAMU	Askew 27 yd pass from Tannehill (Bullock kick)	9-80 1:11
	11:52	TAMU	Malena 1 yd run (Bullock kick)	9-80 3:08
	05:45	TAMU	Bullock 28 yd field goal	6-16 2:46
4TH	04:13	TAMU	Harris 72 yd punt return (Bullock kick)	
	00:46	KU	Sims 15 yd run (Mueller kick)	13-64 6:06



DUSTIN HARRIS

2011 REVIEW



NR / RV

TEXAS

(7-4)

27

NR / RV

TEXAS A&M

(6-6)

25

Thursday, November 24 • Kyle Field • College Station, Texas • Attendance: 88,645 • TV: ESPN

COLLEGE STATION (AP) — Justin Tucker kicked a 40-yard field goal as time expired to give the Longhorns a 27-25 victory over Texas A&M in the likely end of a more than century-old rivalry.

Texas A&M's last Big 12 game and the 118th meeting between these bitter rivals before the Aggies depart for the Southeastern Conference next season was a thriller befitting one of college football's oldest and most storied matchups.

The Aggies were down 24-19 before Ryan Tannehill found Jeff Fuller on a 16-yard touchdown pass with 1:48 remaining. But the 2-point conversion failed, leaving A&M ahead 25-24.

The Longhorns' winning drive was helped by a 15-yard personal foul penalty and a 25-yard run by quarterback Case McCoy.

McCoy started Thursday after being benched after a loss to Oklahoma in favor of David Ash.

McCoy struggled to move the offense for much of the game, but he was able to do just enough to get the Longhorns in position for Tucker's winner.

Texas players spilled onto the field as soon as the kick sailed through the uprights. At the same time, thousands of dejected Aggies fans streamed to the exits in the end of this

holiday tradition in this football-crazy state.

Receiver Jaxon Shipley threw a touchdown pass on a trick play in the first half and the Longhorns took advantage of two interceptions in a 17-point third quarter to send the Aggies off with a loss.

Carrington Byndom's interception return for a touchdown early in the

third quarter cut Texas A&M's lead to 16-14.

The Longhorns took a 17-14 lead on a 23-yard field goal later in the third.

Tannehill's third interception led to a 1-yard touchdown run by Cody Johnson to extend the Longhorns' lead to 24-16

At times the end of this bitter rivalry felt like a goodbye between longtime friends. The Longhorn band spelled out "Thanks A&M" while playing "Thanks for the Memories." Earl Campbell, who the Heisman Trophy at Texas in 1977, and Texas A&M's John David Crow, winner of the award in 1957, watched the game sitting side by side in golf cart in the corner of the stadium.

Ben Malena caught his first career pass for a 7-yard touchdown on A&M first drive to make it 7-0. He was filling in for A&M's 1,000-yard rusher Cyrus Gray, who missed the game with a stress fracture in his left shoulder.

Randy Bullock pushed A&M's lead to 10-0 later in the first quarter with a 49-yard field goal.

The Longhorns couldn't get anything going on offense early and didn't get a first down until the last play of the first quarter.

Texas A&M was up 13-0 after another field goal in the second quarter before Texas used a trick play where Shipley threw a 41-yard touchdown pass to Blaine Irby to cut the lead to six.

Shipley returned after missing the last three games with a knee injury.

Another field goal by Bullock left A&M up 16-7 at halftime.

Tannehill was 20 of 49 for 224 yards and Fuller had a season-high seven receptions for 107 yards.

The Longhorns' normally potent running game didn't do much with Malcolm Brown leading the group with 17 carries for 39 yards.

GAME 12 • SCORE BY QUARTERS

	1	2	3	4	FINAL
TEXAS	0	7	17	3	27
TEXAS A&M	10	6	0	9	25

TEAM STATISTICS

	UT	TAMU
FIRST DOWNS	12	22
RUSHES-YARDS (NET)	37-86	33-104
PASSING YDS (NET)	151	224
Passes Att-Comp-Int	29-17-1	49-20-3
TOTAL OFFENSE PLAYS-YARDS	66-237	82-328
Fumble Returns-Yards	0-0	0-0
Punt Returns-Yards	2-95	2-35
Kickoff Returns-Yards	6-135	4-83
Interception Returns-Yards	3-58	1-20
Punts (Number-Avg)	11-34.5	8-41.9
Fumbles-Lost	1-1	1-1
Penalties-Yards	10-70	10-117
Possession Time	30:52	29:08
Third-Down Conversions	4 of 17	5 of 17
Fourth-Down Conversions	0 of 0	0 of 0
Red-Zone Scores-Chances	2-2	4-4
Sacks By: Number-Yards	1-4	2-10

INDIVIDUAL STATISTICS

RUSHING: TEXAS — Brown, Malcolm 17-39; McCoy, Case 7-25; Johnson, Cody 6-9; Goodwin, Marquise 2-6; Monroe, D.J. 2-3; Hills, Jeremy 1-3; Ash, David 2-1. **TEXAS A&M** — Malena, Ben 25-83; Tannehill, Ryan 8-21.

PASSING: TEXAS — McCoy, Case 16-27-0-110; Onyebule, Miles 0-1-1-0; Shipley, Jaxon 1-1-0-41. **TEXAS A&M** — Tannehill, Ryan 20-49-3-224.

RECEIVING: TEXAS — Goodwin, Marquise 8-60; Shipley, Jaxon 3-34; Irby, Blaine 2-44; Davis, Mike 1-7; Onyebule, Miles 1-4; Hills, Jeremy 1-3; Brown, Malcolm 1-minus 1. **TEXAS A&M** — Fuller, Jeff 7-107; Malena, Ben 4-16; Swope, Ryan 3-33; Jackson, Brandal 2-35; Nwachukwu, Uzoma 2-23; Lamothe, Michael 1-5; Hicks, Nehemiah 1-5.

INTERCEPTIONS: TEXAS — Byndom, Carrington 1-58; Diggs, Quandre 1-0; Vaccaro, Kenny 1-0. **TEXAS A&M** — Terrell, Steven 1-20.

FUMBLES: TEXAS — Irby, Blaine 1-1. **TEXAS A&M** — Harris, Dustin 1-1.



JEFF FULLER

SCORING SUMMARY

1ST	11:31	TAMU	Malena 7 yd pass from Tannehill (Bullock kick)	6-57 2:00
	05:40	TAMU	Bullock 49 yd field goal	5-14 1:46
2ND	10:50	TAMU	Bullock 52 yd field goal	6-28 2:18
	09:10	UT	Irby 41 yd pass from Shipley (Tucker kick)	1-41 0:09
3RD	04:18	TAMU	Bullock 29 yd field goal	10-47 3:03
	11:06	UT	Byndom 58 yd interception return (Tucker kick)	
	07:44	UT	Tucker 23 yd field goal	4-3 1:24
	04:04	UT	Johnson 1 yd run (Tucker kick)	6-24 2:49
4TH	05:56	TAMU	Bullock 32 yd field goal	8-25 2:38
	01:48	TAMU	Fuller 16 yd pass from Tannehill (Tannehill pass failed)	8-68 2:31
	00:00	UT	Tucker 40 yd field goal	7-48 1:48

2011 REVIEW



—/— **TEXAS A&M** (7-6) **33**
 —/— **NORTHWESTERN** (6-7) **22**

Saturday, December 31 • Reliant Stadium • Houston, Texas • Attendance: 68,395 • TV: ESPN

HOUSTON (AP) — Ryan Tannehill threw for 329 yards and a touchdown and Ben Malena ran for two more scores to lead Texas A&M to a 33-22 win over Northwestern in the Meinecke Car Care Bowl.

Northwestern led 7-3 early in the second quarter before A&M reeled off 27 straight points to take a decisive lead and then fight off a late rally to capture its first bowl victory since 2001.

Texas A&M broke a five-game bowl losing streak in a win the team dedicated to fired coach Mike Sherman and offensive lineman Joseph Villaviesencio, who was killed in a car accident last week.

Malena ran for 77 yards, filling in ably for Cyrus Gray, who missed his second straight game with a stress fracture in his left shoulder.

Northwestern hasn't won a bowl game since the 1949 Rose Bowl, a span of nine losses.

A&M won a bowl for the first time since a 28-9 victory over TCU after the 2001 season. That also came in Houston, when this game was called the Galleryfurniture.com bowl and played next door at the Astrodome.

The Aggies were up 30-7 before Brian Peters intercepted Tannehill early in the fourth quarter and the Wildcats took advantage of that mistake when Kain Colter scored on a 1-yard run for Northwestern's first points since early in the second quarter. The 2-point conversion left A&M ahead 30-15.

Colter found Tim Riley in the corner of the end zone for on a 2-yard touchdown pass to get Northwestern within 30-22 with less than six minutes remaining.

A&M responded with a clock-eating drive capped by a 31-yard field goal to secure the win. Senior Jeff Fuller, who has had a disappointing and injury-plagued year, had a key third down catch for 29 yards on that drive and finished with a season-high 119 yards receiving.

The Aggies were led by interim coach Tim DeRuyter in his last game at

Texas A&M before leaving to become Fresno State's coach. The Aggies hired former Houston coach Kevin Sumlin earlier this month to replace Sherman, but he wasn't involved in bowl preparations.

Texas A&M wore helmet decals honoring Villaviesencio, who died Dec. 22. The black and white decal, which says 'Joey V,' had his No. 67 and the Texas A&M logo. There was a moment of silence for Villaviesencio before the game and fellow offensive lineman Danny Baker wore his number and greeted his father before the game.

Texas A&M erased a 7-3 second quarter deficit thanks to touchdowns by Malena and Fuller and a field goal by Randy Bullock to lead 20-7 at halftime.

Malena's second touchdown came on a 19-yard run early in the third quarter that made it 27-7. Another field goal by Bullock, this one from 47 yards, pushed A&M's advantage to 30-7.

The Wildcats alternated quarterbacks for much of the day with Dan Persa leading the more traditional offense and Colter directing the wildcat offense. But neither player could generate much offense while often under heavy pressure from the Aggies, who finished with eight sacks.

Texas A&M's offense got rolling in the second quarter when Tannehill found Ryan Swope, who was a high school running back, on a short pass that he took 37 yards to the 1. Swope tight-roped the sideline and avoided a half dozen tacklers before he was brought down.

Malena scored a play later to put A&M on top 10-7.

Northwestern took a 7-3 lead in the second quarter when Venric Mark scored 2-yard option run.

Mark provided another highlight for the Wildcats on a nifty 47-yard punt return where he spun away from a pair of tacklers before hurdling another one before being pushed out of bounds in the second half.

GAME 13 • SCORE BY QUARTERS

	1	2	3	4	FINAL
TEXAS A&M	3	17	10	3	33
NORTHWESTERN	0	7	0	15	22

TEAM STATISTICS

	TAMU	NWN
FIRST DOWNS	22	24
RUSHES-YARDS (NET)	27-80	38-52
PASSING YDS (NET)	329	226
Passes Att-Comp-Int	40-27-1	40-27-0
TOTAL OFFENSE PLAYS-YARDS	67-409	78-278
Fumble Returns-Yards	0-0	0-0
Punt Returns-Yards	4-54	2-50
Kickoff Returns-Yards	3-77	7-141
Interception Returns-Yards	0-0	1-0
Punts (Number-Avg)	4-45.0	8-42.1
Fumbles-Lost	2-0	2-0
Penalties-Yards	7-67	8-67
Possession Time	26:41	33:19
Third-Down Conversions	7 of 14	5 of 15
Fourth-Down Conversions	0 of 0	2 of 2
Red-Zone Scores-Chances	4-4	3-3
Sacks By: Number-Yards	8-65	1-7

INDIVIDUAL STATISTICS

RUSHING: TEXAS A&M — Malena, Ben 23-77; Tannehill, Ryan 3-10; Swope, Ryan 1-minus 7. **NORTHWESTERN** — Colter, Kain 17-65; Green, Treyvon 3-13; Mark, Venric 3-7; Schmidt, Jacob 5-6; Persa, Dan 10-minus 39.

PASSING: TEXAS A&M — Tannehill, Ryan 27-40-1-329. **NORTHWESTERN** — Persa, Dan 25-37-0-213; Colter, Kain 2-3-0-13.

RECEIVING: TEXAS A&M — Swope, Ryan 8-105; Fuller, Jeff 7-119; Malena, Ben 6-36; Nwachukwu, Uzoma 5-67; Prioleau, Hutson 1-2. **NORTHWESTERN** — Fields, D. 7-73; Ebert, Jeremy 4-35; Schmidt, Jacob 4-32; Lawrence, R. 3-28; Colter, Kain 3-12; Dunsmore, Drake 2-13; Jensen, Mike 1-12; Moulton, Drew 1-11; Green, Treyvon 1-8; Riley, Tim 1-2.

INTERCEPTIONS: TEXAS A&M — None. **NORTHWESTERN** — Peters, Brian 1-0.

FUMBLES: TEXAS A&M — Harris, Dustin 1-0; Swope, Ryan 1-0. **NORTHWESTERN** — Persa, Dan 2-0.

SCORING SUMMARY

1ST	05:46	TAMU	Bullock	24 yd field goal	10-46 4:13
2ND	10:12	NU	Mark	2 yd run (Budzien kick)	13-77 4:58
	07:58	TAMU	Malena	1 yd run (Bullock kick)	6-60 2:14
	01:31	TAMU	Fuller	26 yd pass from Tannehill (Bullock kick)	7-69 2:52
	00:00	TAMU	Bullock	40 yd field goal	3-17 0:20
3RD	10:00	TAMU	Malena	19 yd run (Bullock kick)	7-93 2:23
	05:59	TAMU	Bullock	47 yd field goal	6-20 2:03
4TH	11:15	NU	Colter	1 yd run (Fields pass from Ebert)	9-40 3:32
	05:22	NU	Riley	2 yd pass from Colter, Kain (Budzien kick)	10-80 4:25
	00:30	TAMU	Bullock	31 yd field goal	12-68 4:52

2011 REVIEW



The Aggies' bowl win was dedicated to Senior Lineman Joseph "Joey V." Villaviesencio, who died in a tragic car accident a week before the Meinecke Car Care Bowl of Texas.

TEXAS A&M[®]
2012 FOOTBALL

RECORDS | HISTORY



ATM



NEW COACH. NEW CONFERENCE. SAME 12TH MAN.

RUSHING — CAREER

1,000-YARD CLUB (41)

(Career Rushing Yards)

PLAYER	YARDS	YEARS
Darren Lewis	5,012	1987-90
Curtis Dickey	3,703	1976-79
Cyrus Gray	3,298	2008-11
Greg Hill	3,262	1991-93
Rodney Thomas	3,014	1991-94
George Woodard	2,911	1975-79
Bubba Bean	2,846	1972-75
Danté Hall	2,818	1996-99
Courtney Lewis	2,711	2003-06
Johnny Hector	2,587	1979-82
Roger Vick	2,471	1983-86
Leeland McElroy	2,442	1993-95
Bob Smith	2,415	1949-51
Christine Michael	2,374	2009-
Jorvorskie Lane	2,193	2005-08
Bucky Richardson (QB)	2,095	1987-91
Sirr Parker	2,042	1995-98
Mike Goodson	1,964	2006-08
Reggie McNeal (QB)	1,889	2002-05
Skip Walker	1,878	1972-75
D'Andre Hardeman	1,774	1995-99
Stephen McGee	1,750	2005-08
Robert Wilson	1,739	1988-90
Larry Stegent	1,736	1967-69
Keith Woodside	1,720	1984-87
Derek Farmer	1,582	2001-03
Dick Todd	1,556	1936-38
Earnest Jackson	1,539	1979-82
Glenn Lippman	1,506	1949-51
John David Crow	1,465	1955-57
Thomas Sanders	1,379	1980-84
Ja'Mar Toombs	1,360	1998-00
John Kimbrough	1,357	1938-40
David Brothers	1,269	1976-79
Anthony Toney	1,238	1982-85
Mike Mosley	1,206	1977-80
Roddy Osborne	1,188	1955-57
Bucky Sams	1,118	1973-75
Jack Pardee	1,017	1954-57
Wendell Housley	1,009	1966-68



Darren LEWIS

OTHER CAREER RUSHING RECORDS

Best Average Per Carry, Career	Bubba Bean	5.9	1972-75
Career 100-Yard Games	Darren Lewis	27	1987-90
Career 200-Yard Games	Darren Lewis	5	1987-90
		SWC Record	
Career Yards Per Game	Darren Lewis	113.9	1987-90

CAREER RUSHES


PLAYER	ATTEMPTS	YEAR
Darren Lewis	909	1987-90
Curtis Dickey	697	1976-79
Cyrus Gray	632	2008-11
Greg Hill	631	1991-93
George Woodard	625	1975-77, 79
Rodney Thomas	604	1991-94
Roger Vick	598	1983-86
Johnny Hector	550	1979-82
Danté Hall	522	1996-99
Courtney Lewis	517	2003-06
Jorvorskie Lane	489	2005-08
Bubba Bean	482	1972-75
Larry Stegent	463	1967-69
Leeland McElroy	448	1993-95
Christine Michael	441	2009-
Bob Smith	439	1949-51
Sirr Parker	438	1995-98
Stephen McGee	387	2005-08
Skip Walker	371	1972-75
Ja'Mar Toombs	350	1998-00

CAREER TOUCHDOWNS

PLAYER	TD	YEARS
Jorvorskie Lane	49	2005-08
Darren Lewis	44	1987-90
Rodney Thomas	41	1991-94
George Woodard	35	1975-77
Curtis Dickey	34	1976-79
Greg Hill	33	1991-93
Cyrus Gray	30	2008-11
Courtney Lewis	30	2003-06
Joel Hunt	30	1925-27
Bucky Richardson	30	1987-91
Leeland McElroy	29	1993-95
D'Andre Hardeman	28	1996-99
Ja'Mar Toombs	26	1998-00
Skip Walker	25	1972-75
Bob Smith	23	1949-51
Roger Vick	23	1983-86
Christine Michael	22	2009-
Danté Hall	22	1996-99
Johnny Hector	20	1979-82



Bubba BEAN



Curtis DICKEY

RECORDS

100-YARD RUSHING GAMES (300)

(since 1949 — * bowl game)

2011 (9)

Cyrus Gray	SMU	21-132
Cyrus Gray	Idaho	29-101
Christine Michael	vs Arkansas	32-230
Cyrus Gray	at Texas Tech	21-116
Christine Michael	Baylor	21-105
Christine Michael	at Iowa State	18-142
Cyrus Gray	at Iowa State	21-125
Christine Michael	Missouri	21-104
Cyrus Gray	at Kansas State	30-218

2010 (10)

Christine Michael	SFA	22-105
Christine Michael	Louisiana Tech	14-107
Christine Michael	FIU	21-119
Cyrus Gray	at Kansas	13-117
Cyrus Gray	Texas Tech	16-102
Cyrus Gray	Oklahoma	21-122
Cyrus Gray	at Baylor	28-137
Cyrus Gray	Nebraska	26-137
Cyrus Gray	at Texas	27-223
Cyrus Gray	vs LSU	20-100

2009 (5)

Christine Michael	Baylor	11-116
Cyrus Gray	Baylor	14-107
Cyrus Gray	Iowa State	21-119
Cyrus Gray	at Texas Tech	25-131
Christine Michael	at Texas Tech	22-121

2008 (2)

Mike Goodson	at Oklahoma State	8-112
Mike Goodson	Arkansas State	24-124

2007 (8)

Stephen McGee	at Nebraska	35-167
Jorvorskie Lane	at Nebraska	15-130
Jorvorskie Lane	Baylor	24-123
Stephen McGee	Baylor	17-110
Mike Goodson	Louisiana-Monroe	11-113
Stephen McGee	Fresno State	16-124
Jorvorskie Lane	Fresno State	23-121
Stephen McGee	Montana State	9-121

2006 (4)

Mike Goodson	Oklahoma	10-127
Jorvorskie Lane	Missouri	28-127
Stephen McGee	vs Army	11-144
Jorvorskie Lane	vs Army	24-106

2005 (9)

Jorvorskie Lane	Texas	17-104
Stephen McGee	Texas	24-108
Courtney Lewis	at Oklahoma	26-100
Courtney Lewis	at Texas Tech	15-146
Reggie McNeal	at Kansas State	16-119
Reggie McNeal	Oklahoma State	12-150
Jorvorskie Lane	Oklahoma State	22-139
Courtney Lewis	Texas State	27-136
Reggie McNeal	SMU	6-100
Reggie McNeal	at Clemson	9-100

2004 (5)

Courtney Lewis	Texas Tech	19-115
Courtney Lewis	at Baylor	26-100
Reggie McNeal	Colorado	22-139
Reggie McNeal	Clemson	17-129
Courtney Lewis	Clemson	28-165



Cyrus
GRAY



Christine
MICHAEL

2003 (6)

Courtney Lewis	Kansas	26-120
Courtney Lewis	Oklahoma State	16-171
Courtney Lewis	Baylor	12-158
Derek Farmer	Baylor	11-117
Courtney Lewis	Pittsburgh	16-105
Courtney Lewis	Utah	16-100

2002 (4)

Derek Farmer	at Texas	17-122
Derek Farmer	at Kansas	21-111
Derek Farmer	Texas Tech	27-132
Derek Farmer	Louisiana Tech	19-119

2001 (3)

Derek Farmer	Iowa State	17-133
Derek Farmer	Notre Dame	20-100
Keith Joseph	at Wyoming	21-105

2000 (2)

Ja'Mar Toombs	* vs Mississippi State	35-193
Joe Weber	at Iowa State	20-106

1999 (2)

Ja'Mar Toombs	Texas	37-126
Joe Weber	Missouri	8-121

1998 (6)

Danté Hall	Kansas	36-177
Danté Hall	Nebraska	32-113
Ja'Mar Toombs	Nebraska	10-110
Danté Hall	Baylor	17-137
Ja'Mar Toombs	Oklahoma State	23-111
Danté Hall	Kansas State	27-113

1997 (7)

Danté Hall	Sam Houston	11-169
Danté Hall	North Texas	19-156
Sirr Parker	North Texas	17-124
Danté Hall	Colorado	22-123
Danté Hall	Oklahoma	12-139
Sirr Parker	Oklahoma	22-123
Danté Hall	Texas	19-118

1996 (6)

Danté Hall	Texas	14-108
Eric Bernard	Baylor	21-115
D'Andre Hardeman	Baylor	7-121
D'Andre Hardeman	Oklahoma State	18-109
Danté Hall	Texas Tech	17-184
D'Andre Hardeman	Iowa State	9-107
Danté Hall	Louisiana Tech	14-101
Sirr Parker	North Texas	18-116
Eric Bernard	BYU	18-108
Sirr Parker	BYU	20-101

1995 (6)

Leeland McElroy	Texas	29-145
Leeland McElroy	MTSU	17-118
Leeland McElroy	Rice	28-168
D'Andre Hardeman	SMU	26-130
Leeland McElroy	Tulsa	23-116
Leeland McElroy	LSU	35-229

1994 (6)

Rodney Thomas	SMU	18-134
Rodney Thomas	Rice	21-136
Rodney Thomas	Baylor	14-108

Leeland McElroy	Baylor	22-105
Rodney Thomas	Texas Tech	22-124
Leeland McElroy	LSU	11-132

1993 (9)

Greg Hill	Texas	23-125
Greg Hill	TCU	10-125
Greg Hill	SMU	21-129
Greg Hill	Houston	20-128
Rodney Thomas	Texas Tech	23-108
Rodney Thomas	Missouri	17-107
Leeland McElroy	Missouri	17-136
Rodney Thomas	Oklahoma	22-106
Rodney Thomas	LSU	25-201

1992 (10)

Greg Hill	Texas	23-100
Greg Hill	TCU	25-187
Greg Hill	Louisville	26-142
Greg Hill	SMU	24-138
Greg Hill	Baylor	19-119
Rodney Thomas	Baylor	9-116
Greg Hill	Texas Tech	32-141
Rodney Thomas	Texas Tech	24-179
Greg Hill	Missouri	20-104
Greg Hill	Tulsa	26-125

1991 (7)

Greg Hill	TCU	19-115
Greg Hill	Rice	18-109
Bucky Richardson	Rice	18-128
Greg Hill	Houston	25-160
Greg Hill	Texas Tech	24-137
Greg Hill	Tulsa	25-125
Greg Hill	LSU	30-212

1990 (18)

Darren Lewis	* vs BYU	5-104
Bucky Richardson	* vs BYU	12-119
Darren Lewis	Texas	25-150
Bucky Richardson	Texas	16-109
Darren Lewis	TCU	23-113
Robert Wilson	Arkansas	18-115
Darren Lewis	SMU	31-207
Bucky Richardson	SMU	13-180
Darren Lewis	Rice	25-176
Darren Lewis	Baylor	34-179
Darren Lewis	Houston	21-124
Robert Wilson	Houston	15-111
Darren Lewis	Texas Tech	34-232
Darren Lewis	North Texas	26-132
Randy Simmons	USL	11-141
Darren Lewis	USL	16-141
Robert Wilson	USL	8-116
Darren Lewis	Hawaii	24-117

1989 (7)

Robert Wilson	* vs Pittsburgh	16-145
Darren Lewis	SMU	18-126
Darren Lewis	Rice	28-201
Darren Lewis	Houston	12-120
Robert Wilson	Houston	22-115
Darren Lewis	So. Mississippi	21-126
Robert Wilson	LSU	15-121



1988 (10)

Darren Lewis	Alabama	24-128
Darren Lewis	Texas	38-212
Darren Lewis	TCU	28-105
Darren Lewis	Arkansas	34-192
Darren Lewis	Louisiana Tech	34-160
Darren Lewis	Rice	18-170
Darren Lewis	Baylor	28-138
Darren Lewis	Houston	40-201
Darren Lewis	Texas Tech	27-177
Darren Lewis	Oklahoma State	25-168

1987 (7)

Keith Woodside	Texas	12-135
Darren Lewis	TCU	16-194
Bucky Richardson	Rice	8-137
Keith Woodside	Rice	17-122
Darren Lewis	Baylor	25-103
Darren Lewis	So. Mississippi	6-103
Bucky Richardson	So. Mississippi	5-102

1986 (10)

Roger Vick	* vs Ohio State	24-113
Roger Vick	Texas	41-167
Melvin Collins	TCU	20-110
Roger Vick	TCU	17-104
Roger Vick	Arkansas	28-117
Roger Vick	SMU	26-118
Roger Vick	Rice	16-115
Roger Vick	Houston	25-104
Roger Vick	Texas Tech	26-104
Keith Woodside	North Texas	10-107

1985 (6)

Anthony Toney	SMU	21-117
Keith Woodside	SMU	12-104
Anthony Toney	Rice	25-116
Roger Vick	Texas Tech	37-135
Roger Vick	Tulsa	21-134
Anthony Toney	N.E. Louisiana	22-106

1984 (2)

Thomas Sanders	TCU	21-107
Thomas Sanders	Houston	23-112

1983 (1)

Roger Vick	TCU	18-110
------------	-----	--------

1982 (0)

1981 (5)

Ernest Jackson	* vs Oklahoma State	22-123
Ernest Jackson	TCU	19-219
Johnny Hector	Texas Tech	16-143
Johnny Hector	California	16-125
Ernest Jackson	California	18-125

1980 (5)

Johnny Hector	TCU	37-191
Johnny Hector	Arkansas	18-136
Johnny Hector	SMU	20-126
Johnny Hector	Rice	26-121
Mike Mosley	Mississippi	16-116

1979 (4)

Curtis Dickey	Rice	21-127
Curtis Dickey	Memphis State	31-137
Curtis Dickey	Penn State	31-184
Curtis Dickey	BYU	28-148

1978 (11)

Curtis Dickey	* Iowa State	34-276
Curtis Dickey	TCU	34-230

Curtis Dickey	Arkansas	28-104
Curtis Dickey	SMU	33-143
David Brothers	Rice	25-163
Raymond Belcher	Baylor	24-119
Curtis Dickey	Texas Tech	20-168
Mike Mosley	Texas Tech	14-120
Curtis Dickey	Memphis State	11-167
Curtis Dickey	Boston College	18-138
Curtis Dickey	Kansas	25-128

1977 (14)

George Woodard	* vs USC	27-185
Mike Mosley	* vs USC	20-180
Mike Mosley	Houston	12-109
Curtis Dickey	TCU	20-178
George Woodard	TCU	20-163
George Woodard	Arkansas	28-116
Curtis Dickey	Arkansas	20-101
David Walker	SMU	27-182
Curtis Dickey	Rice	15-106
David Brothers	Baylor	9-103
George Woodard	Michigan	39-153
Curtis Dickey	Virginia Tech	17-144
George Woodard	Kansas	20-150
Curtis Dickey	Kansas	14-139

1976 (9)

George Woodard	* vs Florida	25-124
George Woodard	Texas	29-109
Darrell Smith	TCU	4-147
George Woodard	TCU	10-102
George Woodard	SMU	34-155
George Woodard	Rice	29-188
Curtis Dickey	Texas Tech	18-127
George Woodard	Kansas State	39-177
George Woodard	Virginia Tech	20-111

1975 (6)

George Woodard	Rice	32-167
George Woodard	SMU	23-106
George Woodard	Baylor	24-101
Bubba Bean	Texas Tech	9-180
Bubba Bean	Illinois	12-158
George Woodard	LSU	6-106

1974 (8)

Bubba Bean	Rice	10-138
Jerry Honore	Arkansas	19-131
Skip Walker	Texas Tech	21-138
Skip Walker	LSU	16-130
Bubba Bean	LSU	14-127
Bucky Sams	LSU	24-107
Bubba Bean	Clemson	18-182
Bucky Sams	Clemson	15-122

1973 (5)

Skip Walker	SMU	13-184
Bubba Bean	SMU	13-100
Skip Walker	TCU	11-122
Bubba Bean	Clemson	22-204
Alvin Bowers	Wichita State	14-126

1972 (3)

Brad Dusek	TCU	19-104
Brad Dusek	Texas Tech	21-112
Mark Green	Wichita State	25-165

1971 (2)

Mark Green	Texas	25-106
Mark Green	SMU	41-150

1970 (1)

Doug Neill	Michigan	17-101
------------	----------	--------

1969 (4)

Steve Burks	SMU	4-102
Larry Stegent	Arkansas	23-124
Larry Stegent	Texas Tech	29-117
Larry Stegent	Army	34-114

1968 (4)

Larry Stegent	Rice	21-100
Dave Elmendorf	Florida State	17-129
Larry Stegent	Florida State	21-139
Larry Stegent	Tulane	12-111

1967 (1)

Larry Stegent	Baylor	29-138
---------------	--------	--------

1966 (1)

Wendell Housley	Baylor	33-127
-----------------	--------	--------

1960-65 (0)

1959 (1)

Jesse McGuire	Texas Tech	15-149
---------------	------------	--------

1958 (0)

1957 (2)

John David Crow	Arkansas	21-116
Roddy Osborne	Houston	13-115

1956 (0)

1955 (1)

John David Crow	LSU	13-130
-----------------	-----	--------

1954 (1)

Elwood Kettler	Houston	16-113
----------------	---------	--------

1952-53 (0)

1951 (4)

Glenn Lippman	Texas	19-173
Glenn Lippman	Arkansas	10-105
Billy Tidwell	Baylor	10-139
Glenn Lippman	Texas Tech	18-156

1950 (11)

Bob Smith	* Georgia	20-158
Bob Smith	Rice	27-101
Bob Smith	SMU	29-297
Bob Smith	Arkansas	16-133
Bob Smith	Baylor	6-101
Bob Smith	TCU	38-146
Billy Tidwell	Oklahoma	14-114
Bob Smith	Oklahoma	19-111
Bob Smith	Texas Tech	27-147
Glenn Lippman	Nevada	8-124
Billy Tidwell	Nevada	6-103

1949 (2)

Bob Smith	SMU	31-214
Bob Smith	Texas Tech	23-175

PRE-1949 (PARTIAL LIST)

Dick Todd	TCU '36	17-170
Dick Todd	Manhattan '36	17-187
H.M. Pitney	Utah '36	22-104
Jacob Shockley	Utah '36	11-127
Choc Kelley	Oklahoma '07	??-125

TOTAL OFFENSE

SINGLE GAME

PLAYER	RUN	PASS	TOTAL	OPPONENT	DATE
Jerrold Johnson	68	419	487	Kansas State	Oct. 11, 2008
Ryan Tannehill	9	449	458	Texas Tech	Oct. 30, 2010
Ryan Tannehill	34	415	449	Baylor	Oct. 15, 2011
Reggie McNeal	100	349	449	SMU	Sept. 17, 2005
Jerrold Johnson	97	342	439	Texas	Nov. 26, 2009
Jerrold Johnson	13	409	422	at Oklahoma State	Sept. 30, 2010
Edd Hargett	42	376	418	at SMU	Nov. 9, 1968
Jerrold Johnson	51	362	413	vs Georgia	Dec. 28, 2009
Reggie McNeal	86	317	413	Texas State	Sept. 22, 2005
Dustin Long	8	399	407	at Kansas	Oct. 19, 2002
Reggie McNeal	150	263	403	Oklahoma State	Oct. 15, 2005
Jerrold Johnson	57	349	406	New Mexico	Sept. 5, 2009
Jerrold Johnson	78	322	400	Utah State	Sept. 19, 2009
Jerrold Johnson	16	381	397	at Iowa State	Oct. 25, 2008
Stephen McGee	30	362	392	at Texas	Nov. 23, 2007
Ryan Tannehill	11	379	390	at Oklahoma	Nov. 5, 2011
Reggie McNeal	98	288	386	at Oklahoma State	Oct. 16, 2004
Reggie McNeal	139	243	382	Colorado	Oct. 23, 2004
Randy McCown	18	362	380	Kansas	Oct. 16, 1999
Ryan Tannehill	65	309	378	Oklahoma State	Sept. 24, 2011
Brannndon Stewart	-12	385	373	Colorado	Sept. 28, 1996
Jerrold Johnson	17	349	366	Louisiana Tech	Sept. 11, 2010
Dustin Long	-2	367	365	Texas Tech	Oct. 5, 2002
Bucky Richardson	120	231	359	at Rice	Nov. 2, 1991
Jerrold Johnson	61	290	351	UAB	Sept. 26, 2009
Mark Farris	8	341	349	Wyoming	Sept. 6, 2001
Jerrold Johnson	3	345	348	vs Arkansas	Oct. 3, 2009
Bucky Richardson	27	321	348	at TCU	Nov. 7, 1991
Reggie McNeal	44	298	342	Wyoming	Sept. 11, 2004
Ryan Tannehill	0	337	337	Idaho	Oct. 15, 2011
Jerrold Johnson	15	322	337	Missouri	Oct. 16, 2010
Stephen McGee	17	318	335	Louisiana Tech	Sept. 23, 2006
Reggie McNeal	71	259	330	Kansas	Nov. 1, 2003
Randy McCown	10	320	330	Tulsa	Sept. 18, 1999
Jerrold Johnson	5	322	327	SFA	Sept. 4, 2010
Mark Farris	4	311	315	at Baylor	Oct. 14, 2000
Mark Farris	-21	334	313	at Colorado	Oct. 13, 2001
Gary Kubiak	7	306	313	Rice	Oct. 23, 1982
Reggie McNeal	43	268	311	at Baylor	Oct. 30, 2004
Dustin Long	-21	332	311	at Oklahoma State	Nov. 2, 2002
Stephen McGee	110	200	310	Baylor	Sept. 29, 2007
Jerrold Johnson	71	238	309	at Texas Tech	Oct. 24, 2009
Reggie McNeal	55	254	309	Texas Tech	Nov. 13, 2004
Reggie McNeal	129	178	307	Clemson	Sept. 18, 2004
Edd Hargett	-3	309	306	TCU	Oct. 15, 1966
Randy McCown	33	273	306	at Texas Tech	Oct. 2, 1999
Stephen McGee	89	215	304	at Baylor	Oct. 28, 2006
Stephen McGee	58	244	302	Nebraska	Nov. 11, 2006



Jerrold JOHNSON

SEASON

PLAYER	RUN	PASS	TOTAL	YEAR
Jerrold Johnson	506	3,579	4,085	2009
Ryan Tannehill	306	3,744	4,050	2011
Reggie McNeal	718	2,791	3,509	2004
Stephen McGee	899	2,311	3,210	2007
Stephen McGee	666	2,295	2,961	2006
Mark Farris	116	2,551	2,667	2000
Reggie McNeal	664	1,963	2,627	2005
Jerrold Johnson	114	2,435	2,549	2008
Dustin Long	13	2,509	2,522	2002
Randy McCown	57	2,374	2,431	1999
Kevin Murray	-115	2,463	2,348	1986
Edd Hargett	9	2,321	2,330	1968
Corey Pullig	50	2,105	2,155	1995
Reggie McNeal	370	1,782	2,152	2003
Jerrold Johnson	146	1,947	2,093	2010
Mark Farris	-76	2,094	2,018	2001
Corey Pullig	-64	2,056	1,992	1994
Gary Kubiak	178	1,808	1,986	1981

CAREER

PLAYER	RUN	PASS	TOTAL	YEARS
Jerrold Johnson	877	8,011	8,888	2007-10
Reggie McNeal	1,889	6,987	8,876	2003-05
Corey Pullig	42	6,846	6,888	1992-95
Stephen McGee	1,750	5,475	7,225	2005-08
Kevin Murray	-51	6,506	6,455	1983-86
Ryan Tannehill	369	5,450	5,819	2008-11
Edd Hargett	32	5,379	5,411	1966-68
Darren Lewis	5,012	150	5,162	1987-90
Bucky Richardson	2,095	3,039	5,134	1987-91
Mark Farris	23	4,949	4,972	1999-22
Randy McCown	205	4,187	4,392	1996-99
Gary Kubiak	188	4,078	4,266	1979-82
Brannndon Stewart	-157	4,325	4,168	1996-98
Mike Mosley	1,396	2,545	3,941	1977-80
Curtis Dickey	3,703	0	3,703	1976-79
David Walker	912	2,517	3,429	1973-77
Greg Hill	3,262	0	3,262	1991-93
Lance Pavlas	-97	3,212	3,115	1987-90

OTHER TOTAL OFFENSE RECORDS

Most Total Plays, Game	Jerrold Johnson.....75.....Sept. 30, 2010 (13 rush, 62 pass, 422 total yards) at Oklahoma State
Most Total Plays, Season	Jerrold Johnson.....744.....2009
Most Total Plays, Career	Jerrold Johnson.....1,440.....2007-10
Avg. Yards Per Play, Season	Brannndon Stewart.....8.9.....1996
Average Yards Per Play, Career	Reggie McNeal.....6.9.....2002-05



RECORDS



Danté HALL

ALL-PURPOSE YARDS

SEASON

PLAYER	YEAR	RUN	REC	KR	PR	TOTAL
Cyrus Gray	2010	1,133	251	422	0	1,806
Darren Lewis	1990	1,691	48	0	0	1,739
Leeland McElroy	1995	1,122	379	208	0	1,709
Darren Lewis	1988	1,692	13	0	0	1,705
Cyrus Gray	2009	757	226	642	0	1,625
Cyrus Gray	2008	363	60	1,169	0	1,592
Bob Smith	1950	1,302	116	174	0	1,592
Danté Hall	1996	642	12	324	573	1,551
Terrence Murphy	2003	150	762	626	0	1,538
Curtis Dickey	1977	978	231	302	0	1,511
Danté Hall	1997	973	97	156	208	1,434
Greg Hill	1992	1,339	90	0	0	1,429
Leeland McElroy	1993	613	224	590	0	1,427
Cyrus Gray	2011	1,045	239	116	0	1,400
Greg Hill	1991	1,216	121	16	0	1,353
George Woodard	1976	1,156	164	0	0	1,320
Danté Hall	1998	1024	92	172	28	1,316
Jason Carter	2005	99	827	0	344	1,270
Curtis Dickey	1978	1,146	69	53	0	1,268
Larry Stegent	1967	568	365	292	20	1,245

CAREER

PLAYER	YEARS	RUN	REC	KR	PR	TOTAL
Cyrus Gray	2008-11	3,298	776	2,349	0	6,423
Darren Lewis	1987-90	5,012	126	0	0	5,138
Curtis Dickey	1976-79	3,703	496	487	0	4,706
Danté Hall	1996-99	2,820	260	987	641	4,706
Leeland McElroy	1993-95	2,442	645	1,099	10	4,186
Larry Stegent	1967-69	1,736	739	714	591	3,780
Rod Harris	1985-88	60	1,395	1,209	971	3,635
Greg Hill	1991-93	3,262	289	16	0	3,567
Dick Todd	1936-38	1,556	193	488	1,147	3,384
George Woodard	1975-77, 79	2,914	247	0	0	3,161
Bob Smith	1949-51	2,415	261	483	0	3,159
Jeff Fuller	2008-11	0	3,092	0	0	3,092




PASSING — SINGLE GAME

LONGEST PASS PLAY

PLAYER	YARDS	OPPONENT	DATE
Randy McCown to Chris Taylor	96	Tulsa	Sept. 18, 1999
Mark Farris to Robert Ferguson	93	Wyoming	Sept. 9, 2000
Gary Kubiak to Don Jones	92	Louisiana Tech	Sept. 26, 1981
Reggie McNeal to Jamaar Taylor	91	Baylor	Oct. 11, 2003
Jim Kaufmann to Dude McLean	91	Texas	Nov. 25, 1965
Reggie McNeal to Kerry Franks	84	Wyoming	Sept. 11, 2004
Chris Osgood to Shane Garrett	84	SMU	Nov. 4, 1989
David Shipman to Skip Walker	84	SMU	Nov. 8, 1975
Edd Hargett to Barney Harris	84	TCU	Oct. 19, 1968
Jacob Shockley to Waylon Manning	83	at San Francisco	Sept. 11, 1936
Dustin Long to Jamaar Taylor	82	Texas Tech	Oct. 5, 2002
Randy McCown to Chris Taylor	81	Nebraska	Oct. 10, 1998
Edd Hargett to Bob Long	80	Texas	Nov. 27, 1967



Reggie McNEAL



Gary KUBIAK

300-YARD GAMES (38)

PLAYER	YARDS	OPPONENT	DATE
Ryan Tannehill	449	Texas Tech	Oct. 30, 2010
Jerrold Johnson	419	Kansas State	Oct. 11, 2008
Ryan Tannehill	415	Baylor	Oct. 15, 2011
Jerrold Johnson	409	at Oklahoma State	Sept. 30, 2010
Dustin Long	399	at Kansas	Oct. 19, 2002
Brannndon Stewart	385	Colorado	Sept. 28, 1996
Jerrold Johnson	381	at Iowa State	Oct. 25, 2008
Ryan Tannehill	379	at Oklahoma	Nov. 5, 2011
Edd Hargett	376	at SMU	Nov. 9, 1968
Dustin Long	367	Texas Tech	Oct. 5, 2002
Jerrold Johnson	362	vs Georgia	Dec. 28, 2009
Stephen McGee	362	Texas	Nov. 23, 2007
Randy McCown	362	Kansas	Oct. 16, 1999
Jerrold Johnson	349	Louisiana Tech	Sept. 11, 2010
Jerrold Johnson	349	New Mexico	Sept. 5, 2009
Reggie McNeal	349	SMU	Sept. 17, 2005
Jerrold Johnson	345	vs Arkansas	Oct. 3, 2009
Jerrold Johnson	342	Texas	Nov. 26, 2009
Mark Farris	341	at Wyoming	Sept. 6, 2001
Mark Farris	334	at Colorado	Oct. 13, 2001
Ryan Tannehill	331	Idaho	Sept. 17, 2011
Dustin Long	332	at Oklahoma State	Nov. 2, 2002
Ryan Tannehill	329	vs Northwestern	Dec. 31, 2011
Brannndon Stewart	324	vs Kansas State	Dec. 5, 1998
Jerrold Johnson	322	SFA	Sept. 4, 2010
Jerrold Johnson	322	Missouri	Oct. 16, 2010
Jerrold Johnson	322	Utah State	Sept. 19, 2009
Bucky Richardson	321	at TCU	Nov. 7, 1991
Randy McCown	320	Tulsa	Sept. 18, 1999
Stephen McGee	318	Louisiana Tech	Sept. 23, 2006
Reggie McNeal	317	Texas State	Sept. 22, 2005
Ryan Tannehill	317	Missouri	Oct. 29, 2011
Jerrold Johnson	314	at Kansas State	Oct. 17, 2009
Mark Farris	311	at Baylor	Oct. 14, 2000
Ryan Tannehill	309	Oklahoma State	Sept. 24, 2011
Edd Hargett	309	TCU	Oct. 15, 1966
Kevin Murray	309	Tulsa	Sept. 28, 1985
Kevin Murray	308	Baylor	Oct. 18, 1986
Gary Kubiak	306	Rice	Oct. 23, 1982

COMPLETIONS

PLAYER	CPL	OPPONENT	DATE
Jerrold Johnson	40	at Oklahoma State	Sept. 30, 2010
Ryan Tannehill	36	Texas Tech	Oct. 30, 2010
Ryan Tannehill	35	Missouri	Oct. 29, 2011
Brannndon Stewart	34	Colorado	Sept. 28, 1996
Ryan Tannehill	32	at Oklahoma	Nov. 5, 2011
Gary Kubiak	32	TCU	Nov. 20, 1982
Edd Hargett	32	at SMU	Nov. 9, 1968
Jerrold Johnson	31	New Mexico	Sept. 5, 2009
Jerrold Johnson	31	at Iowa State	Oct. 25, 2008
Jerrold Johnson	30	vs Arkansas	Oct. 3, 2009
Mark Farris	30	at Colorado	Oct. 13, 2001
Mark Farris	30	at Wyoming	Sept. 6, 2001
Jerrold Johnson	29	vs Georgia	Dec. 28, 2009
Jerrold Johnson	29	Kansas State	Oct. 11, 2008
Ryan Tannehill	28	Oklahoma State	Sept. 24, 2011
Jerrold Johnson	28	SFA	Sept. 4, 2010
Ryan Tannehill	27	vs Northwestern	Dec. 31, 2011
Ryan Tannehill	27	at Kansas State	Nov. 12, 2011
Ryan Tannehill	27	at Baylor	Nov. 13, 2010
Jerrold Johnson	27	Missouri	Oct. 16, 2010
Mark Farris	27	Colorado	Oct. 7, 2000
Ryan Tannehill	26	Idaho	Sept. 17, 2011
Jerrold Johnson	26	Texas	Nov. 26, 2009
Jerrold Johnson	26	Texas Tech	Oct. 18, 2008

ATTEMPTS

PLAYER	ATT.	OPPONENT	DATE
Ryan Tannehill	64	at Oklahoma	Nov. 5, 2011
Brannndon Stewart	64	Colorado	Sept. 28, 1996
Jerrold Johnson	62	at Oklahoma State	Sept. 30, 2010
Jerrold Johnson	58	vs Georgia	Dec. 28, 2009
Jerrold Johnson	58	vs Arkansas	Oct. 3, 2009
Edd Hargett	58	at SMU	Nov. 9, 1968
Edd Hargett	55	Arkansas	Nov. 2, 1968
Ryan Tannehill	53	Missouri	Oct. 29, 2011
Ryan Tannehill	50	Texas Tech	Oct. 30, 2010
Ryan Tannehill	49	Texas	Nov. 24, 2011
Mark Farris	49	at Colorado	Oct. 13, 2001
Jerrold Johnson	48	Missouri	Oct. 16, 2010
Kevin Murray	48	at Rice	Oct. 22, 1983
Ryan Tannehill	47	Oklahoma State	Sept. 24, 2011
Ryan Tannehill	46	at Kansas State	Nov. 12, 2011
Gary Kubiak	46	TCU	Nov. 20, 1982
Jerrold Johnson	45	at Kansas State	Oct. 17, 2009
Stephen McGee	45	at Kansas	Oct. 7, 2006
Stephen McGee	44	Kansas	Oct. 27, 2007
Edd Hargett	44	Arkansas	Oct. 29, 1966
Mark Farris	44	Colorado	Oct. 7, 2000
Ryan Tannehill	43	at Iowa State	Oct. 22, 2011
Jerrold Johnson	43	at Oklahoma State	Oct. 4, 2008
Dustin Long	43	at Oklahoma State	Nov. 2, 2002
Mark Farris	43	at Texas	Nov. 24, 2000
Jerrold Johnson	42	Oklahoma State	Oct. 10, 2009
Mark Farris	42	at Wyoming	Sept. 6, 2001
Jerrold Johnson	41	Utah State	Sept. 19, 2009
Jerrold Johnson	41	New Mexico	Sept. 5, 2009
Jerrold Johnson	41	Kansas State	Oct. 11, 2008
Gary Kubiak	41	Louisiana Tech	Sept. 25, 1982
Ryan Tannehill	40	vs Northwestern	Dec. 31, 2011
Jerrold Johnson	40	SFA	Sept. 4, 2010
Jerrold Johnson	40	vs Arkansas	Oct. 9, 2010
Gary Kubiak	40	Texas Tech	Oct. 2, 1982
Kevin Murray	40	Baylor	Oct. 18, 1986
Mark Farris	40	McNeese State	Sept. 1, 2001

SINGLE GAME TD PASSES

PLAYER	TDS	OPPONENT	DATE
Dustin Long	7	Texas Tech	Oct. 5, 2002
Ryan Tannehill	6	Baylor	Oct. 15, 2011
Gary Kubiak	6	at Rice	Oct. 24, 1981
Jerrold Johnson	5	at Oklahoma State	Sept. 30, 2010
Reggie McNeal	5	SMU	Sept. 17, 2005
Gary Kubiak	5	Rice	Oct. 23, 1982
Ryan Tannehill	4	Texas Tech	Oct. 30, 2010
Jerrold Johnson	4	Louisiana Tech	Sept. 11, 2010
Jerrold Johnson	4	Texas	Nov. 26, 2009
Jerrold Johnson	4	Utah State	Sept. 19, 2009
Jerrold Johnson	4	at Iowa State	Oct. 25, 2008
Reggie McNeal	4	Oklahoma	Nov. 9, 2002
Jeff Granger	4	at Tulsa	Sept. 21, 1991
Kevin Murray	4	Tulsa	Sept. 28, 1985
Kevin Murray	4	Arkansas	Nov. 12, 1983

OTHER RECORDS

Most Passes Had Intercepted, Game

Jim Cashion.....	5	at LSU.....	Oct. 9, 1948
Edd Hargett.....	5	at Texas.....	Nov. 28, 1968

Consecutive Completions

Mark Farris.....	14	at Colorado....	Oct. 13, 2001
------------------	----	-----------------	---------------

RECORDS

PASSING — SEASON

SEASON YARDS

PLAYER	YEAR	YARDS
Ryan Tannehill	2011	3,744
Jerrold Johnson	2009	3,579
Reggie McNeal	2004	2,791
Mark Farris	2000	2,551
Dustin Long	2002	2,509
Kevin Murray	1986	2,463
Jerrold Johnson	2008	2,435
Randy McCown	1999	2,374
Edd Hargett	1968	2,321
Stephen McGee	2007	2,311
Stephen McGee	2006	2,295
Corey Pullig	1995	2,105
Mark Farris	2001	2,094
Corey Pullig	1994	2,056
Kevin Murray	1985	1,965
Reggie McNeal	2005	1,963
Gary Kubiak	1982	1,948
Jerrold Johnson	2010	1,947
Brannon Stewart	1996	1,904
Gary Kubiak	1981	1,808
Reggie McNeal	2003	1,782
Corey Pullig	1993	1,732
Lance Pavlas	1989	1,681
Lex James	1970	1,662

SEASON COMPLETIONS

PLAYER	COMP.	YEAR
Ryan Tannehill	327	2011
Jerrold Johnson	296	2009
Kevin Murray	212	1987
Stephen McGee	211	2007
Mark Farris	208	2000
Mark Farris	203	2001
Reggie McNeal	200	2004
Jerrold Johnson	194	2008
Stephen McGee	194	2006
Gary Kubiak	181	1982
Dustin Long	177	2002
Edd Hargett	169	1968
Corey Pullig	165	1995
Corey Pullig	161	1994
Jerrold Johnson	158	2010
Ryan Tannehill	152	2010
Randy McCown	152	1999
Kevin Murray	147	1985
Brannon Stewart	146	1996
Corey Pullig	144	1993
Reggie McNeal	141	2005
Lance Pavlas	134	1989
Kevin Murray	132	1983
Edd Hargett	132	1966

SEASON ATTEMPTS

PLAYER	ATT.	YEAR
Ryan Tannehill	531	2011
Jerrold Johnson	497	2009
Stephen McGee	364	2007
Kevin Murray	349	1986
Edd Hargett	348	1968
Mark Farris	347	2001
Mark Farris	347	2000
Reggie McNeal	344	2004
Dustin Long	333	2002
Jerrold Johnson	326	2008
Gary Kubiak	324	1982
Stephen McGee	313	2006
Corey Pullig	307	1995
Brannon Stewart	299	1996
Randy McCown	295	1999
Jerrold Johnson	279	2010
Corey Pullig	269	1994
Reggie McNeal	265	2005
Edd Hargett	265	1966
Kevin Murray	251	1985
Kevin Murray	249	1983
Corey Pullig	243	1993
Ryan Tannehill	234	2010
Lance Pavlas	227	1989

SEASON TD PASSES

PLAYER	TDS	YEAR
Jerrold Johnson	30	2009
Ryan Tannehill	29	2011
Jerrold Johnson	21	2008
Dustin Long	19	2002
Gary Kubiak	19	1982
Corey Pullig	17	1993
Kevin Murray	17	1986
Reggie McNeal	16	2005
Edd Hargett	16	1968
Jerrold Johnson	14	2010
Reggie McNeal	14	2004
Randy McCown	14	1999
Corey Pullig	14	1995
Kevin Murray	14	1983
Ryan Tannehill	13	2010
Corey Pullig	13	1994
Kevin Murray	13	1985
Stephen McGee	12	2007
Stephen McGee	12	2006
Gary Kubiak	11	1981
Brannon Stewart	10	1997
Mark Farris	10	2000
Lance Pavlas	10	1989
Edd Hargett	10	1966
Craig Stump	10	1984

SEASON COMPLETION PCT.

(min. 100 attempts)

PLAYER	CPL-ATT	PCT.	YEAR
Ryan Tannehill	152-234	.650	2010
Stephen McGee	194-313	.620	2006
Ryan Tannehill	300-491	.616	2011
Kevin Murray	212-349	.607	1986
Dustin Long	63-104	.606	2003
Mark Farris	208-347	.599	2000
Corey Pullig	161-269	.599	1994
Jerrold Johnson	296-497	.596	2009
Jerrold Johnson	194-326	.595	2008
Corey Pullig	144-243	.593	1993
Lance Pavlas	134-227	.590	1989
Kevin Murray	147-251	.586	1985
Mark Farris	203-347	.585	2001
Reggie McNeal	200-344	.581	2004
Stephen McGee	211-364	.579	2007
Mike Mosley	82-142	.578	1979
Ray Graves	93-164	.567	1952
Jerrold Johnson	158-279	.566	2010
Brannon Stewart	111-196	.566	1997
Gary Kubiak	181-324	.559	1982

PASSING YARDAGE RECORDS BY CLASS

CLASS	PLAYER	YARDS	YEAR
Freshman	Kevin Murray	1,544	1983
Sophomore	Mark Farris	2,551	2000
Junior	Jerrold Johnson	3,217	2009
Senior	Ryan Tannehill	3,744	2011

OTHER RECORDS

Most Passes Had Intercepted, Season			
Derace Moser	19	1941	
Edd Hargett	19	1966	



Ryan Tannehill



Kevin Murray



PASSING — CAREER

CAREER YARDS

PLAYER	YEARS	YARDS
Jerrold Johnson	2007-10	8,011
Reggie McNeal	2002-05	6,992
Corey Pullig	1992-95	6,846
Kevin Murray	1983-86	6,506
Stephen McGee	2005-08	5,475
Ryan Tannehill	2008-11	5,450
Edd Hargett	1966-68	5,379
Mark Farris	1999-02	4,949
Brannndon Stewart	1996-98	4,325
Randy McCown	1996-99	4,187
Gary Kubiak	1979-82	4,078
Dustin Long	2001-03	3,218
Lance Pavlas	1987-90	3,185
Bucky Richardson	1987-91	3,039
Mike Mosley	1977-80	2,545
David Walker	1973-77	2,517
Lex James	1970-72	2,297
Craig Stump	1984-87	2,182
Charles Milstead	1957-59	2,072
Ray Graves	1951-52	1,610

CAREER COMPLETIONS

PLAYER	COMP.	YEARS
Jerrold Johnson	650	2007-10
Corey Pullig	560	1992-95
Kevin Murray	534	1983-86
Stephen McGee	485	2005-08
Ryan Tannehill	484	2008-11
Reggie McNeal	478	2002-05
Mark Farris	435	1999-02
Edd Hargett	400	1966-68
Brannndon Stewart	325	1996-98
Gary Kubiak	315	1979-82
Randy McCown	277	1996-99
Lance Pavlas	248	1987-90
Dustin Long	240	2001-03
Mike Mosley	204	1977-80
Bucky Richardson	196	1987-91
David Walker	177	1973-77
Craig Stump	174	1984-87
Charles Milstead	164	1957-59
Lex James	162	1970-72

CAREER ATTEMPTS

PLAYER	ATT.	YEARS
Jerrold Johnson	1,109	2007-10
Corey Pullig	992	1992-95
Kevin Murray	926	1983-86
Reggie McNeal	875	2002-05
Edd Hargett	821	1966-68
Stephen McGee	815	2005-08
Ryan Tannehill	774	2008-11
Mark Farris	755	1999-02
Brannndon Stewart	623	1996-98
Gary Kubiak	594	1979-82
Randy McCown	536	1996-99
Lance Pavlas	439	1987-90
Dustin Long	437	2001-03
Bucky Richardson	405	1987-91
David Walker	374	1973-77
Mike Mosley	368	1977-80
Craig Stump	363	1984-87
Lex James	346	1970-72
Charles Milstead	319	1957-59
Ray Graves	262	1951-52

CAREER TD PASSES

PLAYER	TDs	YEARS
Jerrold Johnson	67	2007-10
Kevin Murray	48	1983-86
Corey Pullig	47	1992-95
Reggie McNeal	44	2002-05
Ryan Tannehill	42	2008-11
Edd Hargett	40	1966-68
Gary Kubiak	31	1979-82
Stephen McGee	28	2005-08
Brannndon Stewart	26	1996-98
Dustin Long	23	2001-03
Randy McCown	22	1996-99
Lance Pavlas	20	1987-90
Mark Farris	18	1999-02
David Walker	14	1973-77
Craig Stump	14	1984-87
Bucky Richardson	14	1987-91

CAREER COMPLETION PCT.

(min. 100 attempts)


PLAYER	CPL-ATT	PCT.	YEARS
Ryan Tannehill	484-774	.625	2008-11
Jerrold Johnson	650-1109	.586	2007-10
Stephen McGee	485-815	.595	2005-08
Kevin Murray	534-926	.577	1983-86
Mark Farris	435-755	.576	1999-02
Corey Pullig	560-992	.565	1992-95
Lance Pavlas	248-439	.565	1987-90
Mike Mosley	204-368	.554	1977-80
Dustin Long	240-437	.549	2001-03
Reggie McNeal	478-875	.546	2002-05
Gary Kubiak	314-595	.527	1979-82
Randy McCown	300-573	.524	1996-99
Brannndon Stewart	325-623	.522	1996-98
Ray Graves	141-271	.520	1950-52




OTHER RECORDS

Most Passes Had Intercepted, Career

Edd Hargett	40	1966-68
-------------	----	---------



Stephen McGEE




Corey PULLIG

RECORDS


RECEIVING — SINGLE GAME

100-YARD RECEIVING GAMES (102)

PLAYER	REC-YDS	OPPONENT	DATE
Ken McLean	13-250	Texas	Nov. 25, 1965
Jason Carter	8-219	Texas State	Sept. 22, 2005
Ryan Tannehill	12-210	Kansas State	Oct. 11, 2008
Albert Connell	18-208	Colorado	Sept. 28, 1996
Ryan Swope	11-206	Baylor	Oct. 15, 2011
Hugh McElroy	5-180	at LSU	Sept. 19, 1970
Chris Taylor	6-177	Tulsa	Sept. 18, 1999
Robert Ferguson	7-174	Wyoming	Sept. 9, 2000
Chris Cole	6-174	North Texas	Sept. 26, 1998
Jimmy Teal	6-173	at SMU	Nov. 3, 1984
Jeff Fuller	11-171	Texas Tech	Oct. 30, 2010
Albert Connell	9-166	North Texas	Sept. 21, 1996
Barney Harris	13-162	at SMU	Nov. 9, 1968
Jeff Fuller	10-160	Louisiana Tech	Sept. 11, 2010
Mike Whitwell	5-160	at Baylor	Oct. 17, 1981
Terrence Murphy	8-156	at Missouri	Nov. 15, 2003
Carl Roaches	7-156	at LSU	Sept. 22, 1973
Jeff Fuller	8-154	vs Arkansas	Oct. 9, 2010
Greg Porter	9-154	at Oklahoma State	Nov. 2, 2002
Mike Whitwell	7-154	at Rice	Oct. 24, 1981
Terrence Murphy	7-150	Texas	Nov. 28, 2003
Ryan Swope	8-149	at Oklahoma	Nov. 5, 2011
Shane Garrett	2-147	SMU	Nov. 4, 1989
Terrence Murphy	10-146	at Colorado	Oct. 13, 2001
Jamaar Taylor	9-146	at Colorado	Oct. 13, 2001
Jamaar Taylor	5-145	Baylor	Oct. 11, 2003
Mike Whitwell	6-145	at Houston	Oct. 11, 1980
Tony Harrison	6-144	at TCU	Nov. 7, 1991
Jason Carter	5-143	SMU	Sept. 17, 2005
Chris Taylor	4-143	Kansas	Oct. 16, 1999
Uzoma Nwachukwu	8-141	Oklahoma State	Oct. 10, 2009
Shane Garrett	5-139	North Texas	Sept. 22, 1990
Jamaar Taylor	6-138	Texas Tech	Oct. 5, 2002
Ryan Swope	9-137	Kansas	Nov. 19, 2011
Ryan Swope	8-136	Oklahoma	Nov. 6, 2010
Uzoma Nwachukwu	5-136	at Kansas State	Oct. 17, 2009
Jimmy Teal	5-135	at Baylor	Oct. 15, 1983
Keith Woodside	5-134	at SMU	Nov. 1, 1986
Martellus Bennett	5-133	at Baylor	Oct. 28, 2006
Jeff Fuller	6-132	Texas	Nov. 26, 2009
Jamaar Taylor	5-131	at Kansas	Oct. 19, 2002
Jeff Nelson	8-130	Tulsa	Sept. 28, 1985
Kerry Franks	5-128	Wyoming	Sept. 11, 2004
Terrence Murphy	5-128	Oklahoma	Nov. 9, 2002
Leeland McElroy	4-128	Tulsa	Sept. 16, 1995
Tony Harrison	4-125	at TCU	Nov. 20, 1993
Tony Harrison	7-125	at Tulsa	Sept. 21, 1991
Jesse Burditt	6-125	Texas	Nov. 25, 1943
Bethel Johnson	6-124	at Kansas	Oct. 19, 2002
Don Jones	2-123	Louisiana Tech	Sept. 26, 1981
Jeff Fuller	5-121	at Kansas	Oct. 23, 2010
Kerry Franks	4-120	Oklahoma State	Oct. 6, 2007
Jeff Fuller	7-119	vs Northwestern	Dec. 31, 2011
Robert Ferguson	11-119	at Oklahoma State	Nov. 4, 2000
Rod Harris	5-119	at TCU	Nov. 21, 1987
Brandal Jackson	4-118	vs Arkansas	Oct. 3, 2009
Jamaar Taylor	5-118	Louisiana Tech	Sept. 28, 2002
Chris Cole	5-118	Oklahoma	Nov. 7, 1998
Jimmie Williams	5-118	vs Oklahoma State	Dec. 12, 1981
Gerald Carter	7-117	SMU	Nov. 3, 1979
Curtis Dickey	6-117	at Texas Tech	Sept. 24, 1977
Terrence Murphy	8-116	at Utah	Sept. 2, 2004
Kerry Franks	3-115	Missouri	Oct. 14, 2006
Earvin Taylor	7-113	Texas	Nov. 23, 2007
Albert Connell	7-112	Middle Tenn. St.	Nov. 16, 1995
Percy Waddle	5-112	at TCU	Sept. 16, 1989
Jeff Fuller	10-111	New Mexico	Sept. 5, 2009
Jamie McCoy	7-110	at Iowa State	Oct. 25, 2008
Jamaar Taylor	6-110	Pittsburgh	Sept. 27, 2003
Albert Connell	5-110	at Texas Tech	Oct. 7, 1995



Ryan Swope



Uzoma Nwachukwu

Ryan Swope	8-109	SMU	Sept. 4, 2011
Ryan Mathews	5-108	at TCU	Nov. 7, 1991
Shane Garrett	6-108	at Houston	Oct. 13, 1990
Jeff Fuller	7-107	Texas	Nov. 24, 2011
Bethel Johnson	6-107	at Oklahoma State	Nov. 2, 2002
Terrence Murphy	5-107	at Kansas State	Oct. 20, 2001
Chris Sanders	4-107	TCU	Nov. 19, 1994
Jeff Nelson	7-107	Texas	Nov. 28, 1985
Rich Siler	6-107	California	Sept. 3, 1983
Ryan Swope	13-106	SFA	Sept. 4, 2010
Bethel Johnson	4-106	vs Louisiana Tech	Sept. 4, 1999
Ryan Swope	8-105	vs Northwestern	Dec. 31, 2011
Ryan Swope	7-105	Oklahoma State	Sept. 24, 2011
Ryan Swope	7-105	Texas Tech	Oct. 30, 2010
Robert Ferguson	8-105	Oklahoma	Nov. 11, 2000
Tony Harrison	7-105	at Rice	Oct. 23, 1993
Percy Waddle	6-105	vs Pittsburgh	Dec. 30, 1989
Ryan Tannehill	5-104	Texas Tech	Oct. 18, 2008
Terrence Murphy	5-104	at Oklahoma State	Oct. 16, 2004
Gerald Carter	6-104	vs BYU	Sept. 8, 1979
Earvin Taylor	3-103	Oklahoma	Nov. 6, 2004
Rod Harris	9-103	at Oklahoma State	Sept. 24, 1988
Carl Roaches	5-103	TCU	Oct. 21, 1972
Jeff Fuller	7-102	vs Georgia	Dec. 28, 2009
Tim Van Zant	5-102	Kansas	Nov. 1, 2003
Tim Van Zant	7-102	at Virginia Tech	Sept. 18, 2003

Russell Mikeska	6-102	at Arkansas	Nov. 18, 1978
Uzoma Nwachukwu	3-101	Utah State	Sept. 19, 2009
Terrence Murphy	4-101	at Texas	Nov. 29, 2002
Chad Schroeder	6-101	The Citadel	Sept. 2, 2006
Bethel Johnson	8-101	Colorado	Oct. 7, 2000
Gary Oliver	8-101	at Arkansas	Nov. 17, 1990
Ryan Tannehill	9-100	at Colorado	Nov. 7, 2009
Jimmy Teal	6-100	at Texas	Dec. 1, 1984

GAME RECEPTIONS

PLAYER	REC.	OPPONENT	DATE
Albert Connell	18	Colorado	Sept. 28, 1996
Ryan Swope	13	SFA	Sept. 4, 2010
Ken McLean	13	Texas	Nov. 25, 1965
Barney Harris	13	at SMU	Nov. 9, 1968
Ryan Tannehill	12	Kansas State	Oct. 11, 2008
Keith Woodside	12	at Arkansas	Nov. 15, 1986
Ryan Swope	11	Baylor	Oct. 15, 2011
Jeff Fuller	11	Texas Tech	Oct. 30, 2010
Robert Ferguson	11	at Oklahoma State	Nov. 4, 2000
Jeff Fuller	10	Louisiana Tech	Sept. 11, 2010
Jeff Fuller	10	New Mexico	Sept. 5, 2009
Terrence Murphy	10	at Colorado	Oct. 13, 2001
Ryan Swope	9	Kansas	Nov. 19, 2011
Ryan Swope	9	at Kansas State	Nov. 12, 2011
Jeff Fuller	9	vs Arkansas	Oct. 1, 2011
Cyrus Gray	9	Nebraska	Nov. 20, 2010
Ryan Swope	9	at Kansas	Oct. 23, 2010
Ryan Tannehill	9	at Colorado	Nov. 7, 2009
Mike Goodson	9	Texas Tech	Oct. 18, 2008
Jason Carter	9	Iowa State	Oct. 29, 2005
Greg Porter	9	at Oklahoma State	Nov. 2, 2002
Jamaar Taylor	9	at Colorado	Oct. 13, 2001
Albert Connell	9	North Texas	Sept. 21, 1996
Rod Harris	9	at Oklahoma State	Sept. 24, 1988
Ryan Swope	8	vs Northwestern	Dec. 31, 2011
Ryan Swope	8	at Oklahoma	Nov. 5, 2011
Ryan Swope	8	Missouri	Oct. 29, 2011
Ryan Swope	8	SMU	Sept. 24, 2011
Uzoma Nwachukwu	8	at Baylor	Nov. 13, 2010
Ryan Swope	8	Oklahoma	Nov. 6, 2010
Jeff Fuller	8	vs Arkansas	Oct. 9, 2010
Jeff Fuller	8	at Oklahoma State	Sept. 30, 2010
Uzoma Nwachukwu	8	Oklahoma State	Oct. 10, 2009
Jeff Fuller	8	at Iowa State	Oct. 25, 2008
Martellus Bennett	8	Kansas	Oct. 27, 2007
Jason Carter	8	Texas State	Sept. 22, 2005
Terrence Murphy	8	at Utah	Sept. 2, 2004
Terrence Murphy	8	at Texas	Nov. 26, 2004
Terrence Murphy	8	at Missouri	Nov. 15, 2003
Don Ellis	8	Arkansas	Nov. 1, 1952
Doug Teague	8	Baylor	Oct. 21, 1978
Rod Bernstine	8	Southern Miss	Sept. 27, 1986
Keith Woodside	8	at Houston	Oct. 11, 1986
Rod Bernstine	8	TCU	Nov. 22, 1986
Keith Woodside	8	at Texas	Nov. 27, 1986
Jeff Nelson	8	Tulsa	Sept. 28, 1985
Johnny Hector	8	at Houston	Oct. 9, 1982
Gary Oliver	8	at Arkansas	Nov. 17, 1990
Greg Schorp	8	Louisville	Nov. 7, 1992
Albert Connell	8	Kansas State	Oct. 19, 1996
Robert Ferguson	8	Texas Tech	Sept. 30, 2000
Robert Ferguson	8	Oklahoma	Nov. 11, 2000
Bethel Johnson	8	UTEP	Sept. 16, 2000
Bethel Johnson	8	Colorado	Oct. 7, 2000

SINGLE GAME TOUCHDOWNS

PLAYER	Tds	OPPONENT	DATE
Ryan Swope	4	Baylor	Oct. 15, 2011
Jeff Fuller	3	Texas	Nov. 26, 2009
Uzoma Nwachukwu	3	Utah State	Sept. 19, 2009
Don Ellis	3	Arkansas	Nov. 1, 1952
Don Jones	3	Rice	Oct. 23, 1982
Chris Cole	3	North Texas	Sept. 26, 1998

RECEIVING — SEASON

SEASON RECEIVING YARDS

PLAYER	REC.	YEAR
Ryan Swope	1,207	2011
Jeff Fuller	1,066	2010
Robert Ferguson	885	2000
Albert Connell	872	1996
Ryan Tannehill	844	2008
Ken McLean	835	1965
Jeff Fuller	828	2011
Ryan Swope	825	2010
Jason Carter	802	2005
Terrence Murphy	762	2003
Jamaar Taylor	760	2002
Barney Harris	745	1968

PLAYER	REC.	YEAR
Mike Whitwell	731	1981
Terrence Murphy	721	2004
Bethel Johnson	718	2002
Rod Bernstine	710	1986
Uzoma Nwachukwu	708	2009
Greg Porter	669	2002
Chris Cole	667	1998
Albert Connell	653	1995
Jeff Nelson	651	1985
Uzoma Nwachukwu	639	2011
Jimmy Teal	631	1984
Jeff Fuller	630	2008

PLAYER	REC.	YEAR
Chad Schroeder	612	2006
Ryan Tannehill	609	2009
Mike Whitwell	603	1980
Keith Woodside	603	1986
Percy Waddle	600	1989
Terrence Murphy	599	2002
Rod Harris	592	1988
Chris Taylor	591	1999
Martellus Bennett	587	2007
Tony Harrison	577	1991

SEASON TOUCHDOWNS

PLAYER	TDs	YEARS
Jeff Fuller	12	2010
Ryan Swope	11	2011
Jeff Fuller	9	2008
Bethel Johnson	8	2002
Bob Long	8	1968
Bob Long	8	1967
Jeff Fuller	7	2009
Albert Connell	7	1995
Jeff Fuller	6	2011
Uzoma Nwachukwu	6	2009
Jason Carter	6	2005
Robert Ferguson	6	2000
Albert Connell	6	1996
Tony Harrison	6	1991
Jimmy Teal	6	1984
Don Jones	6	1981
Ross Brupbacher	6	1969
Andy Hillhouse	6	1950
Ryan Tannehill	5	2008
Jamie McCoy	5	2008
Chris Cole	5	1998
Percy Waddle	5	1989
Rod Bernstine	5	1986
Keith Woodside	5	1986
Don Jones	5	1982
Homer May	5	1970

SEASON RECEPTIONS

PLAYER	REC.	YEAR
Ryan Swope	89	2011
Jeff Fuller	72	2010
Ryan Swope	72	2010
Jeff Fuller	70	2011
Rod Bernstine	65	1986
Ken McLean	60	1965
Robert Ferguson	58	2000
Albert Connell	57	1996
Terrence Murphy	56	2004
Ryan Tannehill	55	2008
Jason Carter	54	2005
Keith Woodside	52	1986
Jeff Nelson	51	1985

PLAYER	REC.	YEAR
Uzoma Nwachukwu	50	2011
Jeff Fuller	50	2008
Martellus Bennett	49	2007
Barney Harris	49	1968
Greg Porter	48	2002
Ryan Tannehill	46	2009
Terrence Murphy	44	2003
Jamaar Taylor	44	2002
Howard Morrow	43	2009
Jamie McCoy	43	2008
Bethel Johnson	42	2000
Jeff Fuller	41	2009
Albert Connell	41	1995

PLAYER	REC.	YEAR
Uzoma Nwachukwu	40	2009
Bethel Johnson	40	2002
Shea Walker	40	1986
Rich Siler	40	1983
Uzoma Nwachukwu	39	2010
Chad Schroeder	39	2006
Jamaar Taylor	39	2001
Gerald Carter	39	1979
Martellus Bennett	38	2006
Chris Cole	38	1998
Mike Goodson	37	2008
Rod Harris	37	1988
John Tracey	37	1958

RECEPTIONS BY CLASS

Class	Player	REC.	Year
Freshman	Ryan Tannehill	55	2008
Sophomore	Ryan Swope	72	2010

Class	Player	REC.	Year
Junior	Ryan Swope	89	2011
Senior	Jeff Fuller	70	2011

OTHER RECEIVING RECORDS

Most Yards Per Catch, Season
 Brian Mitchell 27.3..... (19 rec. for 519) 1991

YEARLY 100-YARD GAMES

PLAYER	REC-YDS	OPP.	DATE
Ryan Swope	8-109	SMU	Sept. 4, 2011
Ryan Swope	7-105	Oklahoma State	Sept. 24, 2011
Ryan Swope	11-206	Baylor	Oct. 15, 2011
Ryan Swope	8-149	at Oklahoma	Nov. 5, 2011
Ryan Swope	9-137	Kansas	Nov. 19, 2011
Jeff Fuller	7-107	Texas	Nov. 24, 2011
Jeff Fuller	7-119	vs Northwestern	Dec. 31, 2011
Ryan Swope	8-105	vs Northwestern	Dec. 31, 2011
Ryan Swope	13-106	SFA	Sept. 4, 2010
Jeff Fuller	10-160	Louisiana Tech	Sept. 11, 2010
Jeff Fuller	8-154	at Oklahoma State	Sept. 30, 2010
Jeff Fuller	8-121	at Kansas	Oct. 23, 2010
Jeff Fuller	11-121	Texas Tech	Oct. 30, 2010
Ryan Swope	7-105	Texas Tech	Oct. 30, 2010
Ryan Swope	8-136	Oklahoma	Nov. 6, 2010
Jeff Fuller	7-102	vs Georgia	Dec. 28, 2009
Jeff Fuller	6-132	Texas	Nov. 26, 2009
Ryan Tannehill	9-100	at Colorado	Nov. 7, 2009
Uzoma Nwachukwu	5-136	at Kansas State	Oct. 17, 2009
Uzoma Nwachukwu	8-141	Oklahoma State	Oct. 10, 2009
Brandal Jackson	4-118	vs Arkansas	Oct. 3, 2009
Uzoma Nwachukwu	3-101	Utah State	Sept. 19, 2009
Jeff Fuller	10-111	New Mexico	Sept. 5, 2009
Ryan Tannehill	12-210	Kansas State	Oct. 11, 2008
Jamie McCoy	7-110	at Iowa State	Oct. 25, 2008
Ryan Tannehill	5-104	Texas Tech	Oct. 18, 2008
Earvin Taylor	7-113	Texas	Nov. 23, 2007
Kerry Franks	4-120	Oklahoma State	Oct. 6, 2007
Martellus Bennett	5-133	at Baylor	Oct. 28, 2006
Kerry Franks	3-115	Missouri	Oct. 14, 2006
Chad Schroeder	6-101	The Citadel	Sept. 2, 2006
Jason Carter	8-219	Texas State	Sept. 22, 2005
Jason Carter	5-143	SMU	Sept. 17, 2005
Earvin Taylor	3-103	Oklahoma	Nov. 6, 2004
Terrence Murphy	5-104	at Oklahoma State	Oct. 16, 2004

PLAYER	REC-YDS	OPP.	DATE
Kerry Franks	5-128	Wyoming	Sept. 11, 2004
Terrence Murphy	8-116	at Utah	Sept. 2, 2004
Terrence Murphy	7-150	Texas	Nov. 28, 2003
Terrence Murphy	8-156	at Missouri	Nov. 15, 2003
Tim Van Zant	5-102	Kansas	Nov. 1, 2003
Jamaar Taylor	5-145	Baylor	Oct. 11, 2003
Jamaar Taylor	6-110	Pittsburgh	Sept. 27, 2003
Tim Van Zant	7-102	at Virginia Tech	Sept. 18, 2003
Terrence Murphy	4-101	at Texas	Nov. 29, 2002
Terrence Murphy	5-128	Oklahoma	Nov. 9, 2002
Bethel Johnson	6-107	at Oklahoma State	Nov. 2, 2002
Greg Porter	9-154	at Oklahoma State	Nov. 2, 2002
Bethel Johnson	6-124	at Kansas	Oct. 19, 2002
Jamaar Taylor	5-131	at Kansas	Oct. 19, 2002
Jamaar Taylor	6-138	Texas Tech	Oct. 5, 2002
Jamaar Taylor	5-118	Louisiana Tech	Sept. 28, 2002
Terrence Murphy	10-146	at Colorado	Oct. 13, 2001
Jamaar Taylor	9-146	at Colorado	Oct. 13, 2001
Terrence Murphy	5-107	at Kansas State	Oct. 20, 2001
Robert Ferguson	8-105	Oklahoma	Nov. 11, 2000
Robert Ferguson	11-119	at Oklahoma State	Nov. 4, 2000
Bethel Johnson	8-101	Colorado	Oct. 7, 2000
Robert Ferguson	7-174	Wyoming	Sept. 9, 2000
Chris Taylor	4-143	Kansas	Oct. 16, 1999
Chris Taylor	6-177	Tulsa	Sept. 18, 1999
Bethel Johnson	4-106	vs Louisiana Tech	Sept. 4, 1999
Chris Cole	5-118	Oklahoma	Nov. 7, 1998
Chris Cole	6-174	North Texas	Sept. 26, 1998
Albert Connell	18-208	Colorado	Sept. 28, 1996
Albert Connell	9-166	North Texas	Sept. 21, 1996
Leeland McElroy	4-128	Tulsa	Sept. 16, 1995
Albert Connell	7-112	Middle Tenn. St.	Nov. 16, 1995
Albert Connell	5-110	at Texas Tech	Oct. 7, 1995
Chris Sanders	4-107	TCU	Nov. 19, 1994
Tony Harrison	4-125	at TCU	Nov. 20, 1993

PLAYER	REC-YDS	OPP.	DATE
Tony Harrison	7-105	at Rice	Oct. 23, 1993
Ryan Mathews	5-108	at TCU	Nov. 7, 1991
Tony Harrison	6-144	at TCU	Nov. 7, 1991
Tony Harrison	7-125	at Tulsa	Sept. 21, 1991
Shane Garrett	5-139	North Texas	Sept. 22, 1990
Shane Garrett	6-108	at Houston	Oct. 13, 1990
Gary Oliver	8-101	at Arkansas	Nov. 17, 1990
Percy Waddle	6-105	vs Pittsburgh	Dec. 30, 1989
Shane Garrett	2-147	SMU	Nov. 4, 1989
Percy Waddle	5-112	at TCU	Sept. 16, 1989
Rod Harris	9-103	at Oklahoma State	Sept. 24, 1988
Rod Harris	5-119	at TCU	Nov. 21, 1987
Keith Woodside	5-134	at SMU	Nov. 1, 1986
Jeff Nelson	7-107	Texas	Nov. 28, 1985
Jeff Nelson	8-130	Tulsa	Sept. 28, 1985
Jimmy Teal	6-100	at Texas	Dec. 1, 1984
Jimmy Teal	6-173	at SMU	Nov. 3, 1984
Rich Siler	6-107	California	Sept. 3, 1983
Jimmy Teal	5-135	at Baylor	Oct. 15, 1983
Jimmie Williams	5-118	vs Oklahoma State	Dec. 12, 1981
Mike Whitwell	7-154	at Rice	Oct. 24, 1981
Mike Whitwell	5-160	at Baylor	Oct. 17, 1981
Don Jones	2-123	Louisiana Tech	Sept. 26, 1981
Mike Whitwell	6-145	at Houston	Oct. 11, 1980
Gerald Carter	7-117	SMU	Nov. 3, 1979
Gerald Carter	6-104	vs BYU	Sept. 8, 1979
Russell Mikeska	6-102	at Arkansas	Nov. 18, 1978
Curtis Dickey	6-117	at Texas Tech	Sept. 24, 1977
Carl Roaches	7-156	at LSU	Sept. 22, 1973
Carl Roaches	5-103	TCU	Oct. 21, 1972
Hugh McElroy	5-180	at LSU	Sept. 19, 1970
Barney Harris	13-162	at SMU	Nov. 9, 1968
Ken McLean	13-250	Texas	Nov. 25, 1965
Jesse Burditt	6-125	Texas	Nov. 25, 1943

RECORDS

RECEIVING — CAREER

CAREER RECEIVING YARDS

PLAYER	YARDS	YEARS
Jeff Fuller	3,092	2008-11
Terrence Murphy	2,600	2001-04
Ryan Swope	2,204	2009-
Uzoma Nwachukwu	1,754	2009-
Bethel Johnson	1,740	1999-02
Jamaar Taylor	1,705	2001-03
Ryan Tannehill	1,596	2008-11
Tony Harrison	1,576	1990-93
Albert Connell	1,525	1995-96
Jason Carter	1,457	2002-05
Shea Walker	1,411	1983-86
Rod Harris	1,395	1985-88
Mike Whitwell	1,372	1978-81
Chris Cole	1,363	1996-99
Chris Taylor	1,316	1997-00
Barney Harris	1,298	1967-69
Bob Long	1,298	1966-68
Jimmy Teal	1,258	1982-84
Martellus Bennett	1,246	2005-07
Brian Mitchell	1,232	1991-94
Chad Schroeder	1,223	2003-06
Richard Osborne	1,181	1972-75
Ryan Mathews	1,174	1991-94

CAREER TOUCHDOWNS

PLAYER	TDS	YEARS
Jeff Fuller	34	2008-11
Bob Long	19	1966-68
Ryan Swope	16	2009-
Tony Harrison	14	1990-93
Albert Connell	13	1995-96
Uzoma Nwachukwu	12	2009-
Chad Schroeder	12	2003-06
Bethel Johnson	11	1999-02
Jeff Nelson	11	1982-85
Don Jones	11	1980-83
Ryan Tannehill	10	2008-11
Martellus Bennett	10	2005-07
Terrence Murphy	10	2001-04
Jamaar Taylor	10	2001-03
Jimmy Teal	9	1982-84
Chris Cole	8	1996-99
Rod Bernstine	8	1983-86
Shea Walker	8	1983-86
Homer May	8	1970-72
Jamie McCoy	7	2006-09
Mike Goodson	7	2006-08
Chris Taylor	7	1997-00
Derrick Spiller	7	1995-98
Brian Mitchell	7	1991-94
Rod Harris	7	1985-87

CAREER RECEPTIONS

PLAYER	REC.	YEARS
Jeff Fuller	233	2008-11
Ryan Swope	180	2009-
Terrence Murphy	172	2001-04
Uzoma Nwachukwu	126	2009-
Bethel Johnson	117	1999-02
Ryan Tannehill	112	2008-11
Keith Woodside	110	1983-87
Jamaar Taylor	108	2001-03
Martellus Bennett	105	2005-07
Rod Bernstine	105	1983-86
Cyrus Gray	103	2008-11
Jason Carter	102	2002-05
Albert Connell	98	1995-96
Shea Walker	98	1983-86
Jeff Nelson	92	1982-85
Barney Harris	91	1967-69
Mike Goodson	90	2006-08
Tony Harrison	89	1990-93
Rod Harris	87	1985-88
Richard Osborne	86	1972-75
Chris Cole	85	1996-99
Greg Porter	84	1999-02
Chris Taylor	83	1997-00



Jeff FULLER

OTHER RECEIVING RECORDS

Most Yards Per Catch, Career
Mike Whitwell 22.5... 61 for 1,372 ...1978-81

SCORING

GAME

PLAYER	TD	PTS.	OPPONENT	DATE
Jelly Woodman	7*	44*	New Mexico	Oct. 16, 1926
Ryan Swope	4	24	Baylor	Oct. 15, 2011
Cyrus Gray	4	24	at Baylor	Nov. 13, 2010
Jorvorskie Lane	4	26	Fresno State	Sept. 8, 2007
Preston Smith	4	25	Ellington Field	Sept. 22, 1945
Uzoma Nwachukwu	4	24	Utah State	Sept. 19, 2009
Jorvorskie Lane	4	24	Nebraska	Oct. 20, 2007
Jorvorskie Lane	4	24	Louisiana-Lafayette	Sept. 9, 2006
Leeland McElroy	4	24	Tulsa	Sept. 16, 1995

* SWC record

SEASON

PLAYER	YEAR	TD	PAT	FG	TP
Randy Bullock	2011	0	55	29	142
Joel Hunt	1927	19	n/a	n/a	128
Jorvorskie Lane	2006	19	0	0	114
Darren Lewis	1990	19	0	0	114
D'Andre Hardeman	1996	18	0	0	108
Jorvorskie Lane	2007	17	2	0	104
Kyle Bryant	1997	0	48	18	102
George Woodard	1976	17	0	0	102
Greg Hill	1992	17	0	0	102
Scott Slater	1986	0	37	21	100
Randy Bullock	2010	0	50	16	98
Leeland McElroy	1995	16	0	0	96
Rodney Thomas	1994	16	0	0	96
Cyrus Gray	2011	15	0	0	90
Terry Venetoulias	1993	0	51	13	90
Kyle Bryant	1996	0	35	18	89
Terry Venetoulias	1991	0	49	13	88
Randy Bullock	2009	0	51	12	87
Terry Venetoulias	1992	0	39	16	87
Tony Franklin	1977	0	38	16	86
Todd Pegram	2005	0	41	15	86



Jorvorskie LANE

CAREER

PLAYER	YEARS	TD	PAT	FG	TP
Randy Bullock	2008-11	0	176	63	365
Kyle Bryant	1994-97	0	145	60	325
Todd Pegram	2002-05	0	141	56	309
Jorvorskie Lane	2005-08	50	2	0	302
Tony Franklin	1975-78	0	123	56	291
Rodney Thomas	1991-94	45	0	0	270
Darren Lewis	1987-90	45	0	0	270
Terry Venetoulias	1990-93	0	139	42	265
Leeland McElroy	1993-95	40	0	0	240
Cyrus Gray	2008-11	38	0	0	228
Joel Hunt	1925-27	30	29	5	224
Scott Slater	1985-88	0	96	42	222
David Hardy	1979-82	0	90	43	219
Jeff Fuller	2008-11	34	0	0	206

SEASON-KICKER ONLY

PLAYER	YEAR	PAT	FG	TP
Randy Bullock	2011	55	29	142
Kyle Bryant	1997	48	18	102
Scott Slater	1986	37	21	100
Randy Bullock	2010	50	16	98
Terry Venetoulias	1993	51	13	90
Kyle Bryant	1996	35	18	89
Terry Venetoulias	1991	49	13	88
Randy Bullock	2009	51	12	87
Terry Venetoulias	1990	39	16	87
Tony Franklin	1977	38	16	86
Todd Pegram	2005	41	15	86

CAREER-KICKER ONLY

PLAYER	YEAR	PAT	FG	TP
Randy Bullock	2008-11	176	63	365
Kyle Bryant	1994-97	145	60	325
Todd Pegram	2002-05	141	56	309
Tony Franklin	1976-79	123	56	291
Terry Venetoulias	1990-93	139	42	265
Todd Pegram	2002-05	141	56	309
Scott Slater	1985-88	96	42	222
David Hardy	1979-82	90	43	219
Terence Kitchens	1998-00	65	30	155
Layne Talbot	1987-90	88	21	151

RECORDS



FIELD GOALS — GAME

LONGEST

PLAYER	YARDS	OPPONENT	DATE
Tony Franklin	65	Baylor	Oct. 16, 1976
Tony Franklin	64	Baylor	Oct. 16, 1976
Tony Franklin	62	vs Florida	Jan. 2, 1977
Terence Kitchens	62	Southern Miss	Sept. 25, 1999
Kyle Bryant	61	Southern Miss	Sept. 24, 1994
Tony Franklin	59	at Rice	Nov. 15, 1975
Layne Talbot	59	Baylor	Oct. 20, 1990
Alan Smith	59	Arkansas State	Sept. 17, 1983
David Hardy	57	UTA	Sept. 18, 1982
Tony Franklin	57	at Texas	Nov. 25, 1976
Randy Haddox	57	Arkansas	Nov. 02, 1974
Alan Smith	57	Arkansas State	Sept. 17, 1983

GAME

PLAYER	NO.	OPPONENT	DATE
Alan Smith	6*	Arkansas State	Sept. 17, 1983
Todd Pegram	5	Colorado	Oct. 23, 2004
Tony Franklin	5	Rice	Oct. 23, 1976
Randy Bullock	4	vs Northwestern	Dec. 31, 2011
Randy Bullock	4	at Iowa State	Oct. 22, 2011
Randy Bullock	4	Texas	Nov. 24, 2011
Todd Pegram	4	Arkansas State	Aug. 30, 2003
Terence Kitchens	4	at Texas Tech	Oct. 2, 1999
Kyle Bryant	4	Oklahoma	Nov. 16, 1996
Scott Slater	4	at TCU	Nov. 21, 1987
Scott Slater	4	at Houston	Oct. 11, 1986
David Hardy	4	UTA	Sept. 18, 1982

* SWC record

OTHER GAME RECORDS

Most FG over 40 Yards
 Alan Smith 5 vs. Arkansas State..... Sept. 17, 1983

Most FG over 60 Yards
 Tony Franklin 2 vs. Baylor..... Oct. 16, 1976



**Tony
FRANKLIN**

FIELD GOALS — SEASON

SEASON

PLAYER	FG-ATT.	PCT.	YEAR
Randy Bullock	29-33	.879	2011
Scott Slater	21-27	.778	1986
Kyle Bryant	18-22	.818	1997
Kyle Bryant	18-23	.783	1996
Alan Smith	18-26	.692	1983
Todd Pegram	17-22	.773	2003
Tony Franklin	17-26	.654	1976
Kyle Bryant	17-25	.680	1994
Randy Bullock	16-21	.762	2010
David Hardy	16-22	.727	1982
Terry Venetoulis	16-23	.696	1992
Tony Franklin	16-28	.571	1977
Russell Bynum	16-20	.800	1998
Matt Szymanski	15-25	.600	2007
Todd Pegram	15-19	.789	2005
Terence Kitchens	15-18	.833	2000
Terence Kitchens	15-23	.652	1999
Eric Franklin	15-27	.556	1985
Scott Slater	15-22	.682	1987
Terry Venetoulis	13-18	.722	1991
David Hardy	13-19	.684	1981
Terry Venetoulis	13-19	.684	1993

SEASON PERCENTAGE

(min. 12 FGM)

PLAYER	FG-ATT.	PCT.	YEAR
Todd Pegram	12-13	.923	2004
Randy Bullock	29-33	.879	2011
Terence Kitchens	15-18	.833	2000
Kyle Bryant	18-22	.818	1997
Russell Bynum	16-20	.800	1998
Layne Newmann	12-15	.800	2006
Todd Pegram	15-19	.789	2005
Kyle Bryant	18-23	.783	1996
Scott Slater	21-27	.778	1986
Todd Pegram	17-22	.773	2003
Randy Bullock	16-21	.762	2010
David Hardy	16-22	.727	1982
Terry Venetoulis	13-18	.722	1991
Terry Venetoulis	16-23	.696	1992
Alan Smith	18-26	.692	1983


OTHER SEASON RECORDS

Best Pct., under 40 Yards..... Scott Slater..... 1.000.....16-16 ... 1986

Best Pct., over 40 Yards..... Randy Bullock... .813.....13-16 ... 2011

Most FG Att. over 60 Yards..... Tony Franklin..... 2 1976

Most FG Made over 60 Yards.... Tony Franklin 2 1976



**Randy
BULLOCK**

FIELD GOALS — CAREER

CAREER

PLAYER	FG-ATT.	PCT.	YEARS
Randy Bullock	63-80	.788	2008-11
Kyle Bryant	60-85	.706	1994-97
Todd Pegram	56-75	.747	2002-05
Tony Franklin	56-101	.554	1975-78
David Hardy	43-63	.683	1979-82
Terry Venetoulis	42-60	.700	1990-93
Scott Slater	42-61	.689	1986-88
Alan Smith	32-51	.627	1980-84
Terence Kitchens	30-41	.732	1998-00
Layne Talbot	21-32	.656	1987-90
Eric Franklin	20-32	.625	1984-86
Pat McDermott	20-38	.526	1970-72
Randy Haddox	19-40	.475	1973-74

CAREER PERCENTAGE

(min. 20 FGM)

PLAYER	FG-ATT.	PCT.	YEAR
Randy Bullock	63-80	.788	2008-11
Todd Pegram	56-75	.747	2002-05
Terence Kitchens	30-41	.732	1998-00
Kyle Bryant	60-85	.706	1994-97
Terry Venetoulis	42-60	.700	1990-93
Scott Slater	42-61	.689	1985-88
David Hardy	43-63	.683	1979-82
Layne Talbot	21-32	.656	1987-90

OTHER CAREER RECORDS

Best Pct., under 40 Yards
 Terry Venetoulis882..... 30-34 1990-93

Best Pct., over 40 Yards
 Randy Bullock667..... 20-30 2008-11

Most FG att. over 60 Yards
 Tony Franklin11..... 1976-79

Most FG made over 60 Yards
 Tony Franklin3..... 1976-79

Most FG att. over 50 Yards
 Tony Franklin38..... 1976-79

Most FG made over 50 Yards
 Tony Franklin16..... 1976-79

RECORDS

EXTRA POINTS

GAME

PLAYER	NO.	OPPONENT	DATE
Todd Pegram	10	Baylor	Oct. 11, 2003
Terry Venetoulis	10	Missouri	Sept. 18, 1993
Kyle Bryant	9	Southwestern La.	Sept. 20, 1997
Kyle Bryant	9	Louisiana Tech	Oct. 5, 1996
Terry Venetoulis	9	SMU	Nov. 23, 1991
Layne Talbot	9	Southwestern La.	Sept. 15, 1990
Layne Talbot	9	SMU	Nov. 4, 1989
Scott Slater	9	TCU	Nov. 22, 1986
Randy Bullock	8	Kansas	Nov. 19, 2011
Randy Bullock	8	UAB	Sept. 26, 2009
Todd Pegram	8	Oklahoma State	Oct. 15, 2005
Terence Kitchens	8	Tulsa	Sept. 18, 1999
Kyle Bryant	8	Iowa State	Oct. 11, 1997
Kyle Bryant	8	Sam Houston State	Sept. 6, 1997
Tony Franklin	8	TCU	Nov. 20, 1976



Todd
PEGRAM

SEASON

PLAYER	YEAR	PAT-ATT.
Randy Bullock	2011	55-57
Randy Bullock	2009	51-51
Terry Venetoulis	1993	51-51
Randy Bullock	2010	50-50
Layne Talbot	1990	50-51
Terry Venetoulis	1991	49-50
Kyle Bryant	1997	48-48
Todd Pegram	2005	41-41
Matt Szymanski	2007	39-40
Terry Venetoulis	1992	39-43
Layne Talbot	1989	38-38
Tony Franklin	1977	38-38
Todd Pegram	2004	37-42
Scott Slater	1986	37-38
Kyle Bryant	1996	35-38
Terence Kitchens	2000	34-36
Darrow Hooper	1950	34-45
Todd Pegram	2002	32-33
David Hardy	1982	32-32

CAREER

PLAYER	YEARS	PAT-ATT.
Randy Bullock	2008-11	176-179
Kyle Bryant	1994-97	145-152
Todd Pegram	2002-05	141-150
Terry Venetoulis	1990-93	139-144
Tony Franklin	1975-78	123-132
Scott Slater	1986-88	96-99
David Hardy	1979-82	90-99
Layne Talbot	1987-90	88-89
Terence Kitchens	1998-00	65-67
Darrow Hooper	1950-52	62-83
Randy Haddox	1973-74	59-63

SPECIAL TEAMS RECORDS

PUNT RETURNS

LONGEST

PLAYER	YARDS	OPPONENT	DATE
Bob Goode	98	Ellington Field	Sept. 22, 1945
Charlie Royalty	93	at Villanova	Sept. 18, 1948
Carl Roaches	84	Rice	Nov. 18, 1972
Aaron Glenn	76	Missouri	Sept. 18, 1993
Preston Smith	74	at Arkansas	Nov. 3, 1945
Kevin Smith	73	Texas	Nov. 28, 1991
Dustin Harris	72	Kansas	Nov. 24, 2011
Marion Flanagan	72	at Oklahoma	Oct. 5, 1946
Dick Todd	72	SMU	Nov. 6, 1937
Kevin Smith	71	at Rice	Nov. 2, 1991
Carl Roaches	71	SMU	Nov. 10, 1973
Barney Welch	71	at Texas	Nov. 26, 1942
Danté Hall	70	Iowa State	Oct. 11, 1997
Yale Lary	69	at SMU	Nov. 11, 1950
Danté Hall	69	at Iowa State	Oct. 12, 1996

SINGLE GAME YARDS

PLAYER	RT-YDS	OPPONENT	DATE
Dustin Harris	3-162	Kansas	Nov. 19, 2011
Aaron Glenn	3-131	Missouri	Sept. 18, 1993
Rod Harris	8-123	Louisiana Tech	Oct. 31, 1987
Billy Mitchell	8-116	at Houston	Oct. 8, 1994
Rod Harris	7-108	Arkansas	Nov. 14, 1987
Billy Cannon	4-110	Arkansas State	Sept. 17, 1983
Danté Hall	6-102	Oklahoma	Nov. 16, 1996
Ray Mickens	4-99	Houston	Oct. 28, 1995
Bob Goode	1-98	Ellington Field	Sept. 22, 1945
Carl Roaches	3-96	SMU	Nov. 10, 1973

OTHER PUNT RETURN RECORDS

Single Game Returns.....	Carl Roaches.....	10.....	Sept. 20, 1975
	(SWC record)	58 yards at LSU	
Season Returns	Marion Flanagan	49	1943
Career Return.....	Rod Harris	116	1985-88
Highest Career Average	Yale Lary	18.1	1949-51
		33 ret. for 597 yards	
Season Returns	Carl Roaches.....	2	1972
for Touchdowns	Rod Harris	2	1987
	Aaron Glenn.....	2	1993
Career Returns	Kevin Smith	3	1988-91
for Touchdowns			

SEASON YARDS

PLAYER	RT - YDS	AVG.	YEAR
Danté Hall	43 - 573	13.3	1996
Marion Flanagan	49 - 475	9.7	1943
Dick Todd	28 - 426	15.2	1937
Dick Todd	32 - 403	12.6	1938
Rod Harris	37 - 391	10.6	1987
Yale Lary	24 - 388	16.2	1951
Rod Harris	42 - 345	8.2	1986
Aaron Glenn	17 - 339	19.9	1993
Dustin Harris	18-335	18.6	2011
Jimmie Hawkins	39 - 331	8.5	1985
Dick Todd	31 - 318	10.3	1936
David Scott	46 - 318	6.9	1979
Derrick Frazier	29 - 301	10.4	1992
Jimmie Hawkins	33 - 298	9.0	1984
Carl Roaches	38 - 287	7.5	1972
Chris Taylor	32 - 285	7.7	1998
Ray Mickens	24 - 281	11.7	1995


CAREER YARDS

PLAYER	RT - YDS	AVG.	YEARS
Dick Todd	91-1147	12.6	1936-38
Rod Harris	116-971	8.4	1985-88
Danté Hall	78-943	12.1	1996-99
Carl Roaches	115-924	8.0	1972-75
Jimmie Hawkins	87-750	8.6	1982-85
Billy Cannon	86-649	7.6	1980-83
Yale Lary	33-597	18.1	1949-51
Chris Taylor	76-581	7.6	1997-00
Dustin Harris	42-553	13.2	2009-
David Scott	79-439	9.3	1979-80
Ray Mickens	29-348	12.0	1992-95
Dave Elmendorf	37-345	4.4	1968-70
Shane Garrett	45-344	7.6	1988-90
George Hargett	37-341	9.2	1961-63

YARDAGE RECORDS BY CLASS

CLASS / PLAYER	YARDS	YEAR
Freshman		
Danté Hall	573	1996
Sophomore		
Marion Flanagan	475	1943
Junior		
Dick Todd	426	1937
Senior		
Dick Todd	403	1938

RECORDS



Dustin
HARRIS



KICKOFF RETURNS

LONGEST RETURNS

PLAYER	YARDS	OPPONENT	DATE
Coryell Judie	100	Oklahoma	Nov. 6, 2010
Sirr Parker	100	at Texas	Nov. 29, 1996
Leeland McElroy	100	Southern Miss	Sept. 24, 1994
Leeland McElroy	100	Texas	Nov. 25, 1993
Carl Roaches	100	Boston College	Sept. 29, 1973
Dan McIlhany	100	Texas Tech	Oct. 6, 1962
Bob Smith	100	vs Georgia	Dec. 8, 1950
Cyrus Gray	99	at Colorado	Nov. 7, 2009
Kerry Franks	99	Texas Tech	Sept. 30, 2006
Cyrus Gray	98	Oklahoma	Nov. 8, 2008
Joel Hunt	97	Arkansas	Oct. 15, 1927
Carl Roaches	97	at LSU	Sept. 23, 1972
Billy Mitchell	95	at Houston	Nov. 12, 1992
Hugh McElroy	94	at Nebraska	Sept. 25, 1971
Leeland McElroy	93	at Rice	Oct. 23, 1993
Larry Horton	92	LSU	Sept. 2, 1989
Bob Goode	90	at Oklahoma	Oct. 2, 1948

SINGLE GAME YARDS

PLAYER	YARDS	OPP.	DATE
Cyrus Gray	261	Oklahoma	Nov. 8, 2008
Coryell Judie	197	vs. LSU	Jan. 7, 2011
Carl Roaches	193	Boston College	Sept. 29, 1973
Cyrus Gray	181	at Colorado	Nov. 7, 2009
Ryan Swope	180	Texas	Nov. 26, 2009
Leeland McElroy	181	at Rice	Oct. 23, 1993
Cyrus Gray	157	vs Georgia	Dec. 28, 2009
Cyrus Gray	157	Texas Tech	Nov. 18, 2008
Coryell Judie	150	at Baylor	Nov. 13, 2010
Cyrus Gray	146	at Texas	Nov. 27, 2008
Cyrus Gray	145	at Oklahoma State	Oct. 4, 2008
Jack Pardee	139	at Texas	Nov. 29, 1956
Terrence Murphy	135	Arkansas State	Aug. 30, 2003
Billy Mitchell	133	at Houston	Nov. 12, 1992

SEASON YARDS

PLAYER	RET-YDS	AVG.	YEAR
Cyrus Gray	49 - 1,169	23.9	2008
Kerry Franks	25 - 644	25.8	2007
Cyrus Gray	27 - 642	23.8	2009
Terrence Murphy	23 - 626	27.2	2003
Coryell Judie	20 - 605	30.2	2010
Leeland McElroy	15 - 590	39.3	1993
Dave Elmendorf	23 - 457	19.4	1970
Kerry Franks	16 - 443	27.7	2006
Hugh McElroy	17 - 439	25.8	1971
Carl Roaches	15 - 426	28.4	1973
Carl Roaches	18 - 426	23.7	1972
Larry Horton	17 - 420	24.7	1989
Don Ellis	17 - 413	24.2	1952
Bob Goode	16 - 407	25.4	1948
Rod Harris	22 - 388	17.6	1988
Dustin Harris	16 - 374	23.4	2011
Pierre Brown	16 - 344	21.5	2007
Jason Carter	18 - 344	19.1	2005
Billy Mitchell	11 - 336	30.5	1992
Jason Carter	18 - 330	18.3	2004

CAREER YARDS

PLAYER	RET-YDS	AVG.	YEARS
Cyrus Gray	99 - 2,349	23.7	2008-11
Rod Harris	59 - 1,209	20.5	1985-88
Kerry Franks	46 - 1,169	25.4	2004-07
Leeland McElroy	30 - 1,099	36.6	1993-95
Carl Roaches	43 - 1,087	25.3	1972-75
Jason Carter	48 - 977	20.4	2002-05
Terrence Murphy	31 - 761	24.5	2001-04
Larry Stegent	39 - 714	18.3	1967-69
Danté Hall	32 - 716	22.4	1996-99
Dave Elmendorf	35 - 689	19.7	1968-70
Coryell Judie	28 - 806	28.8	2010-11
Don Ellis	26 - 591	22.7	1952-53

YARDAGE RECORDS BY CLASS

CLASS / PLAYER	YARDS	YEAR
Freshman		
Cyrus Gray	1,169	2008
Sophomore		
Cyrus Gray	642	2009
Junior		
Terrence Murphy	626	2003
Senior		
Kerry Franks	644	2007

OTHER KICKOFF RETURN RECORDS

Most Returns, Game Cyrus Gray..... 8.....Dec. 28, 2009 vs. Georgia
Most Returns, Season Cyrus Gray.....76.....2009
Most Returns, Career Cyrus Gray.....99.....2008-11
Highest Return Average, Season Leeland McElroy.....39.3.....1993
Highest Return Average, Career Leeland McElroy.....36.6.....1993-95
Season Returns for Touchdowns Leeland McElroy.....3.....1993
Career Returns for Touchdowns Leeland McElroy.....4.....1993-95



Leeland McElroy

PUNTING

LONGEST

PLAYER	YARDS	OPPONENT	DATE
Bobby Goff	86	vs Texas Tech	Sept. 30, 1944
Wilbert Randow	85	Texas	Nov. 30, 1933
Kyle Stuard	81	Louisiana Tech	Sept. 26, 1981
Justin Brantly	80	at Colorado	Oct. 8, 2005
Todd Tschantz	80	at Rice	Oct. 26, 1985
Shane Lechler	76	at Iowa State	Oct. 12, 1996
Sean Terry	76	at Colorado	Sept. 23, 1995
David Davis	75	Tulsa	Sept. 12, 1992
Stan Hollmig	74	at LSU	Oct. 11, 1947
Derace Moser	74	at TCU	Oct. 18, 1941
Mitch Robertson	74	at Rice	Nov. 13, 1971
Phil Scoggin	74	Texas	Nov. 25, 1965
Steve O'Neal	73	at Baylor	Oct. 22, 1966
Phil Scoggin	73	at SMU	Nov. 7, 1964

SEASON AVERAGE

(min. two punts per game)

PLAYER	NO-YDS	AVG.	YEAR
Shane Lechler	56 - 2,631	47.0	1997
Shane Lechler	60 - 2,787	46.5	1999
Justin Brantly	51 - 2,331	45.7	2008
Justin Brantly	50 - 2,215	44.3	2006
Justin Brantly	56 - 2,475	44.2	2007
David Davis	70 - 3,067	43.8	1992
Cody Scates	67 - 2,931	43.7	2002
Shane Lechler	80 - 3,485	43.6	1998
Phil Scoggin	88 - 3,833	43.6	1965
David Appleby	57 - 2,466	43.3	1977
Sean Terry	60 - 2,598	43.3	1995
Justin Brantly	46 - 1,989	43.2	2005
Shane Lechler	72 - 3,074	42.7	1996
Todd Tschantz	33 - 1,406	42.6	1985

CAREER AVERAGE

(min. 100 punts)

PLAYER	NO-YARDS	AVG.	YEARS
Shane Lechler	268 - 11,977	44.7	1996-99
Justin Brantly	203 - 9,010	44.3	2005-08
Todd Tschantz	106 - 4,498	42.4	1984-86
Phil Scoggin	161 - 6,739	41.9	1964-65
David Davis	122 - 5,102	41.8	1991-92
Steve O'Neal	212 - 8,854	41.8	1966-68
Cody Scates	202 - 8,397	41.6	2000-03
Kyle Stuard	205 - 8,472	41.3	1980-83
Sean Wilson	185 - 7,577	41.0	1987-90
David Appleby	226 - 9,222	40.8	1976-79
Sean Terry	120 - 4,868	40.6	1992-95

SEASON NET AVERAGE

(min. two punts per game)

PLAYER	NET	AVG.	YEAR
Shane Lechler	42.7	46.5	1999
Justin Brantly	42.3	44.2	2007
Shane Lechler	41.5	47.0	1997
Sean Terry	40.1	43.3	1995
Kyle Stuard	40.0	41.9	1983
Todd Tschantz	39.8	42.6	1985
Shane Lechler	39.6	42.7	1996
Justin Brantly	39.5	44.3	2006
David Davis	39.3	43.8	1992
Todd Tschantz	39.3	41.3	1984
Shane Lechler	39.2	43.6	1998
Sean Wilson	38.9	41.7	1989


OTHER PUNTING RECORDS

Most Punts, Single GameBob Goode.....17.....Nov. 10, 1945 vs. SMU
Most Punts, SeasonPhil Scoggin.....88.....1965
Most Punts, CareerShane Lechler.....268.....1996-99
Most Yards, SeasonPhil Scoggin.....3833.....1965
Most Yards, CareerShane Lechler.....11,977.....1996-99
Consecutive Punts without a blockShane Lechler.....268.....1996-99
Single Game Average (min. 5 punts) Shane Lechler..... 57.2 Oct. 2, 1999 at Texas Tech (five for 286 yards)

CAREER NET AVERAGE

(min. 100 punts)

PLAYER	NET	AVG.	YEARS
Shane Lechler	40.6	44.7	1996-99
Todd Tschantz	39.9	42.4	1984-86
David Davis	38.2	41.8	1991-92
Kyle Stuard	37.9	41.3	1980-83
Steve O'Neal	37.6	41.8	1966-68
Justin Brantly	37.5	44.3	2005-08
Sean Terry	37.4	40.6	1992-95
Sean Wilson	36.9	41.0	1987-90



Shane Lechler

RECORDS

DEFENSIVE RECORDS

TACKLES

GAME			
PLAYER	TACKLES	OPPONENT	DATE
Larry Horton	24	Baylor	Oct. 20, 1990
Larry Kelm	24	SMU	Nov. 2, 1985
Johnny Holland	22	vs Alabama	Sept. 14, 1985
Jacob Green	22	at Baylor	Sept. 15, 1979
Johnny Holland	20	So. Miss	Sept. 27, 1986
Dat Nguyen	20	at Kansas St.	Oct. 18, 1997
Dat Nguyen	20	vs UCLA	Jan. 1, 1998
Four players	19		

SEASON		
PLAYER	TACKLES	YEAR
Doug Carr	157	1978
Johnny Holland	155	1984
Larry Kelm	152	1986
Grady Hoermann	151	1971
Johnny Holland	150	1985

CAREER		
PLAYER	TACKLES	YEARS
Dat Nguyen	517	1995-98
Johnny Holland	455	1983-86
Mike Little	448	1978-81
Ed Simonini	425	1972-75
Ray Childress	360	1981-84

TOTAL TACKLES BY CLASS			
CLASS	PLAYER	NO.	YEAR
Freshman	Ed Simonini	98	1972
Sophomore	Doug Carr	157	1978
Junior	Grady Hoermann	151	1971
Senior	Larry Kelm	152	1986

QB SACKS

GAME			
PLAYER	SACKS	OPPONENT	DATE
Alex Morris	5	Houston	Oct. 10, 1987
Jacob Green	4	at Baylor	Sept. 15, 1979
Ray Childress	4	Arkansas	Nov. 12, 1983
John Roper	4	Arkansas	Nov. 14, 1987
John Roper	4	La. Tech	Oct. 31, 1987

SEASON		
PLAYER	SACKS	YEAR
Jacob Green	20	1979
Von Miller	17	2009
Ray Childress	15	1983
John Roper	15	1987
John Roper	15	1988
Aaron Wallace	14.5	1988
Keith Mitchell	14.5	1996
Jacob Green	13	1978
William Thomas	13	1990
Marcus Buckley	13	1991
Keith Mitchell	13	1995
Marcus Buckley	12	1992

CAREER		
PLAYER	SACKS	YEARS
Aaron Wallace	42	1986-89
Jacob Green	37	1977-79
John Roper	36	1985-88
Von Miller	33	2007-2010
Marcus Buckley	29	1990-92
Ray Childress	25	1981-84
Roylin Bradley	24	1997-00
William Thomas	21.5	1987-90
Jerrold Penright	21	1999-02
Sam Adams	20.5	1991-93
Alex Morris	20	1985-88
Keith Mitchell	19.5	1993-96

PASSES BROKEN UP

SEASON		
PLAYER	PBUS	YEARS
Aaron Glenn	20	1992
Sean Weston	15	2000
Terrence Frederick	13	2011
Byron Jones	13	2003
James Flowers	13	1986
Derrick Frazier	13	1991
Aaron Glenn	13	1993
Ray Mickens	13	1993

CAREER		
PLAYER	PBUS	YEARS
Sean Weston	36	2000-03
Derrick Frazier	36	1989-92
Aaron Glenn	33	1992-93
Byron Jones	32	2001-04
Kevin Smith	32	1988-92
Terrence Frederick	30	2008-11
Sammy Davis	29	1999-02
Ray Mickens	28	1992-95
Kip Corrington	27	1984-87
Chet Brooks	26	1984-87
Donovan Greer	26	1993-96

MISCELLANEOUS

Career Fumbles Caused	12	Jacob Green	1977-78
Season Fumbles Caused	6	Jacob Green	1978
	6	Aaron Wallace	1987
	6	Dat Nguyen	1996
Career Fumbles Recovered	10	Marcus Buckley	1990-92
Season Fumbles Recovered	5	Lester Hayes	1975
	5	Domingo Bryant	1985
Career Quarterback Pressures	48	Aaron Wallace	1986-89
Season Quarterback Pressures	30	William Thomas	1990
*Career Tackles for Losses	32	John Roper	1985-88
*Season Tackles for Losses	14	Edward Jasper	1995

* sacks not included

INTERCEPTIONS

SINGLE GAME

PLAYER	INT	OPPONENT	DATE
Joe Boring	4	Arkansas	Nov. 1, 1952

SEASON

PLAYER	YEAR	INT
Bill Sibley	1941	10
Kevin Smith	1989	9
Lester Hayes	1976	8
Joe Boring	1952	8
Bill Hobbs	1967	7
Kevin Smith	1990	7
Lester Hayes	1975	6
Pat Thomas	1974	6
Dave Elmendorf	1970	6
Lee Hitt	1971	6
David Hoot	1970	6
Aaron Glenn	1992	6

CAREER

PLAYER	YEARS	INT
Kevin Smith	1988-91	20
Lester Hayes	1973-76	14
Pat Thomas	1972-75	13
John Kimbrough	1938-40	12
Dave Elmendorf	1968-70	12
Jaxson Appel	2002-05	11
Sammy Davis	1999-02	11
Kip Corrington	1983-87	11
Bill Hobbs	1966-68	11
Joe Boring	1952-53	11
Sedrick Curry	1996-99	9
Brandon Jennings	1996-99	9
Domingo Bryant	1982-85	9
Aaron Glenn	1992-93	9
Ray Mickens	1992-95	9
Marquis Carpenter	2005-07	8
Terrence Kiel	1999-02	8
Rich Coady	1995-98	8
John David Crow	1955-57	8
James Flowers	1983-86	8
Derrick Frazier	1989-92	8
Jeff Fuller	1980-83	8

LONGEST RETURNS

PLAYER	YARDS	OPPONENT	DATE
Bill Hobbs	100	at TCU	Oct. 21, 1967
Cullen Rogers	99	Arkansas	Oct. 31, 1942
Aaron Glenn	95	at Texas	Nov. 26, 1992
Bill Conatser	92	at TCU	Oct. 21, 1939
J.V. Sikes	92	at Texas	Nov. 27, 1925
Derace Moser	90	at NYU	Oct. 11, 1941
Ramsey Bradberry	89	SMU	Nov. 4, 1989
Dustin Harris	83	at Kansas	Oct. 23, 2010
Ross Brupbacher	80	at Tulane	Sept. 28, 1968
Kevin Smith	78	Rice	Oct. 27, 1990
Lester Hayes	77	Baylor	Oct. 25, 1975

INTERCEPTIONS RECORDS BY CLASS

CLASS	PLAYER	NO.	YEAR
Freshman	Jaxson Appel	4	2002
Sophomore	Kevin Smith	9	1989
Junior	Bill Sibley	10	1941
Senior	Lester Hayes	8	1976

OTHER INTERCEPTION RECORDS

Most Yards INT Ret, Game	Bill Hobbs at TCU	132	Oct. 21, 1967
Most Yards INT Ret, Season	Ross Brupbacher	167	1967
Most Yards INT Ret, Career	Kevin Smith	289	1988-91
Most Returns for TD, Season	Michael Jameson	3	1999
Most Returns for TD, Career	Kevin Smith	3	1988-91
	Michael Jameson	3	1997-00



ANNUAL STATISTICAL LEADERS

(* indicates conference leader)

RUSHING

YEAR	PLAYER	NO	YDS	AVG
2011	Cyrus Gray	198	- 1,045	5.3
2010	Cyrus Gray	200	- 1,133	5.7
2009	Christine Michael	166	- 844	5.1
2008	Mike Goodson	94	- 406	4.3
2007	Stephen McGee	181	- 899	4.9
2006	Mike Goodson	127	- 847	6.7
2005	Courtney Lewis	109	- 723	6.3
2004	Courtney Lewis	175	- 742	5.5
2003	Courtney Lewis	186	- 1,024	5.5
2002	Derek Farmer	172	- 739	4.3
2001	Derek Farmer	110	- 503	4.6
2000	Richard Whitaker	84	- 455	5.4
1999	Ja'Mar Toombs	147	- 583	4.0
1998	Danté Hall	243	- 1,024	4.2
1997	Danté Hall	134	- 973	7.3
1996	Sirr Parker	149	- 704	4.7
1995	Leeland McElroy	246	- 1,122	4.6
1994	Rodney Thomas	199	- 868	4.4
1993	Rodney Thomas	191	- 996	5.2
1992	Greg Hill	267	- 1,339	5.0
1991	Greg Hill	240	- 1,216	5.8
1990	Darren Lewis	291	- 1,691	5.8
1989	Darren Lewis	185	- 961	5.2
1988	Darren Lewis	306	- 1,692	* 5.5
1987	Darren Lewis	127	- 668	5.3
1986	Roger Vick	220	- 960	* 4.4
1985	Anthony Toney	208	- 845	4.4
1984	Thomas Sanders	167	- 738	4.4
1983	Roger Vick	91	- 425	4.7
1982	Johnny Hector	140	- 554	3.9
1981	Ernest Jackson	153	- 887	5.8
1980	Johnny Hector	173	- 928	5.4
1979	Curtis Dickey	172	- 894	5.0
1978	Curtis Dickey	205	- 1,146	5.6
1977	George Woodard	245	- 1,107	4.5
1976	George Woodard	239	- 1,153	4.8
1975	Bubba Bean	144	- 944	6.6
1974	Bubba Bean	158	- 938	5.9
1973	Bubba Bean	112	- 711	6.3
1972	Brad Dusek	124	- 549	4.4
1971	Mark Green	181	- 593	3.3
1970	Doug Neill	107	- 426	4.0
1969	Larry Stegent	197	- 676	3.4
1968	Larry Stegent	105	- 527	4.7
1967	Larry Stegent	161	- 568	3.5
1966	Wendell Housley	155	- 548	3.5
1965	Bill Sallee	84	- 272	3.1
1964	Lloyd Curington	99	- 287	2.9
1963	Budgie Ford	62	- 234	3.8
1962	Jim Linnstaedter	36	- 167	4.6
1961	Lee Roy Caffey	85	- 371	4.4
1960	Sam Byer	105	- 381	3.6
1959	Gordon LeBoeuf	113	- 351	3.0
1958	Luther Hall	70	- 238	3.3
1957	John David Crow	129	- 562	4.4
1956	Roddy Osborne	141	- 568	4.0
1955	Jack Pardee	83	- 452	5.4
1954	Elwood Kettler	149	- 446	3.0
1953	Connie Magouirk	52	- 283	5.4
1952	Don Ellis	156	- 377	2.4
1951	Glenn Lippman	118	- 801	* 6.8
1950	Bob Smith	199	- 1,302	6.5
1949	Bob Smith	145	- 694	4.7

PASSING

YEAR	PLAYER	ATT	CMP	YARDS
2011	Ryan Tannehill	327	- 531	3,744
2010	Jerrold Johnson	158	- 279	1,947
2009	Jerrold Johnson	296	- 497	3,579
2008	Jerrold Johnson	194	- 326	2,435
2007	Stephen McGee	211	- 364	2,311
2006	Stephen McGee	194	- 313	2,295
2005	Reggie McNeal	141	- 265	1,963
2004	Reggie McNeal	200	- 344	2,791
2003	Reggie McNeal	113	- 221	1,782
2002	Dustin Long	117	- 333	2,509
2001	Mark Farris	203	- 347	2,094
2000	Mark Farris	208	- 347	2,551
1999	Randy McCown	152	- 295	2,374
1998	Randy McCown	66	- 130	1,025
1997	Brannon Stewart	111	- 196	1,429
1996	Brannon Stewart	146	- 299	1,904
1995	Corey Pullig	165	- 307	2,105
1994	Corey Pullig	161	- 269	2,056
1993	Corey Pullig	144	- 243	1,732
1992	Corey Pullig	63	- 126	953
1991	Bucky Richardson	79	- 156	1,492
1990	Lance Pavlas	56	- 89	871
1989	Lance Pavlas	134	- 227	1,681
1988	Chris Osgood	54	- 112	656
1987	Craig Stump	41	- 98	524
1986	Kevin Murray	212	- 349	*2,463
1985	Kevin Murray	147	- 251	*1,965
1984	Craig Stump	94	- 189	1,135
1983	Kevin Murray	132	- 249	1,544
1982	Gary Kubiak	181	- 324	*1,948
1981	Gary Kubiak	111	- 209	1,808
1980	David Beal	45	- 94	671
1979	Mike Mosley	82	- 142	938
1978	Mike Mosley	80	- 139	1,157
1977	David Walker	49	- 107	750
1976	David Walker	51	- 90	675
1975	David Shipman	24	- 60	422
1974	David Walker	46	- 102	666
1973	Mike Jay	36	- 86	682
1972	Don Dean	57	- 113	820
1971	Joe Mac King	36	- 87	559
1970	Lex James	111	- 225	1,662
1969	Rocky Self	87	- 199	1,136
1968	Edd Hargett	169	- 348	2,321
1967	Edd Hargett	99	- 208	1,526
1966	Edd Hargett	132	- 265	1,532
1965	Harry Ledbetter	83	- 182	940
1964	Dan McIlhany	47	- 111	598
1963	Charles LaGrange	28	- 73	393
1962	Jim Keller	30	- 80	343
1961	John Erickson	34	- 73	468
1960	Daryle Keeling	18	- 50	204
1959	Charles Milstead	62	- 117	752
1958	Charles Milstead	88	- 167	1,135
1957	Charles Milstead	14	- 35	185
1956	Roddy Osborne	14	- 23	258
1955	James Wright	24	- 67	368
1954	Elwood Kettler	36	- 72	471
1953	Don Ellis	76	- 171	960
1952	Ray Graves	93	- 164	* 989
1951	Ray Graves	45	- 98	621
1950	Dick Gardemal	39	- 66	559
1949	Don Nicholas	28	- 58	311

TOTAL OFFENSE

YEAR	PLAYER	PLAYS	YARDS	AVG
2011	Ryan Tannehill	589	- 4,050	6.9
2010	Jerrold Johnson	358	- 2,093	5.8
2009	Jerrold Johnson	642	- 4,085	6.4
2008	Jerrold Johnson	420	- 2,549	6.1
2007	Stephen McGee	545	- 3,210	5.9
2006	Stephen McGee	459	- 2,961	6.5
2005	Reggie McNeal	361	- 2,627	7.3
2004	Reggie McNeal	495	- 3,509	7.1
2003	Reggie McNeal	348	- 2,152	6.2
2002	Dustin Long	382	- 2,496	6.5
2001	Mark Farris	394	- 2,018	5.1
2000	Mark Farris	407	- 2,667	6.5
1999	Randy McCown	375	- 2,431	6.5
1998	Randy McCown	221	- 1,164	5.3
1997	Brannon Stewart	238	- 1,360	5.7
1996	Brannon Stewart	216	- 1,913	8.9
1995	Corey Pullig	344	- 2,155	6.3
1994	Corey Pullig	308	- 1,992	6.5
1993	Corey Pullig	276	- 1,705	6.2
1992	Greg Hill	269	- 1,339	5.0
1991	Bucky Richardson	259	- 1,940	7.5
1990	Darren Lewis	294	- 1,748	5.9
1989	Lance Pavlas	291	- 1,679	5.8
1988	Darren Lewis	309	- 1,692	5.5
1987	Darren Lewis	128	- 705	5.5
1986	Kevin Murray	393	- 2,348	6.0
1985	Kevin Murray	295	- 1,892	6.4
1984	Craig Stump	269	- 1,280	4.8
1983	Kevin Murray	333	- 1,643	* 4.9
1982	Gary Kubiak	369	- 1,885	* 5.1
1981	Gary Kubiak	328	- 1,986	* 6.1
1980	Johnny Hector	173	- 928	5.4
1979	Mike Mosley	217	- 1,443	6.7
1978	Mike Mosley	220	- 1,405	6.4
1977	David Walker	177	- 1,144	6.5
1976	George Woodard	239	- 1,153	4.8
1975	Bubba Bean	144	- 944	6.6
1974	Bubba Bean	158	- 938	5.9
1973	Mike Jay	88	- 901	10.2
1972	Don Dean	132	- 879	6.7
1971	Joe Mac King	85	- 625	7.4
1970	Lex James	228	- 1,473	6.5
1969	Rocky Self	214	- 1,460	6.8
1968	Edd Hargett	433	- 2,330	5.4
1967	Edd Hargett	214	- 1,532	7.2
1966	Edd Hargett	203	- 1,549	7.6
1965	Harry Ledbetter	314	- 930	3.0
1964	Eddie McLaughan	109	- 603	5.5
1963	Charles LaGrange	53	- 328	6.2
	Jim Keller	80	- 328	4.1
1962	Jim Keller	75	- 456	6.1
1961	John Erickson	83	- 489	5.9
1960	Sam Byer	105	- 381	3.6
1959	Charles Milstead	175	- 829	4.7
1958	Charles Milstead	279	- 1,332	* 4.8
1957	Roddy Osborne	149	- 662	4.4
1956	Roddy Osborne	155	- 826	5.3
1955	Jack Pardee	83	- 452	5.5
1954	Elwood Kettler	221	- 917	4.1
1953	Don Ellis	193	- 1,028	5.3
1952	Ray Graves	247	- 1,245	5.0
1951	Glenn Lippman	118	- 801	6.8
1950	Bob Smith	199	- 1,302	6.5
1949	Bob Smith	145	- 694	4.8

RECEPTIONS

YEAR	PLAYER	POS.	NO	YDS	TD
2011	Ryan Swope	wr	89	- 1,207	10
2010	Jeff Fuller	wr	72	- 1,066	12
	Ryan Swope	wr	72	- 825	4
2009	Uzoma Nwachukwu	wr	46	- 609	4
2008	Ryan Tannehill	wr	55	- 844	5
2007	Martellus Bennett	te	49	- 587	4
2006	Chad Schroeder	wr	39	- 612	4
2005	Jason Carter	wr	54	- 827	6
2004	Terrence Murphy	wr	56	- 721	3
2003	Terrence Murphy	wr	44	- 762	0
2002	Greg Porter	wr	48	- 669	4
2001	Jamaar Taylor	wr	39	- 489	3
2000	Robert Ferguson	wr	58	- 885	6
1999	Chris Taylor	wr	33	- 591	4
1998	Chris Cole	se	38	- 667	5
1997	Derrick Spiller	te	25	- 436	4
	Chris Cole	wr	25	- 333	3
1996	Albert Connell	se	57	- 872	6
1995	Albert Connell	se	41	- 653	7
1994	Ryan Mathews	se	29	- 395	2
1993	Tony Harrison	se	31	- 481	4
1992	Greg Schorp	te	24	- 280	1
1991	Tony Harrison	se	31	- 577	6
1990	Gary Oliver	fl	28	- 455	3
1989	Percy Waddle	se	36	- 600	5
	Mike Jones	te	36	- 501	3
1988	Rod Harris	se	37	- 592	1
1987	Keith Woodside	rb	25	- 237	0
1986	Rod Bernstein	te	65	- 710	* 5
1985	Jeff Nelson	se	51	- 651	* 4
1984	Jimmy Teal	se	35	- 631	6
1983	Rich Siler	te	40	- 465	4
1982	Don Jones	se	32	- 461	5
1981	Mike Whitwell	se	27	- 731	3
1980	Mike Whitwell	se	30	- 603	2
1979	Gerald Carter	se	39	- 528	2
1978	Russell Mikeska	te	29	- 429	0
1977	Curtis Dickey	rb	17	- 231	1
1976	Gary Haack	te	21	- 265	2
1975	Richard Osborne	te	13	- 191	2
1974	Richard Osborne	te	13	- 145	0
1973	Richard Osborne	te	29	- 405	1
1972	Richard Osborne	te	31	- 440	1
1971	Robert Murski	te	17	- 212	0
1970	Homer May	te	26	- 479	5
1969	Barney Harris	se	34	- 191	0
1968	Barney Harris	se	49	- 745	3
1967	Larry Stegent	rb	27	- 365	2
1966	Tommy Maxwell	se	27	- 445	4
1965	Ken McLean	se	60	- 835	* 2
1964	Billy Uzzell	se	22	- 246	1
1963	George Hargett	rb	12	- 162	1
1962	George Hargett	rb	14	- 194	0
1961	Travis Reagan	rb	10	- 201	

RECEIVING YARDS

YEAR	PLAYER	POS.	NO	YDS	TD
2011	Ryan Swope	wr	89	-1,207	10
2010	Jeff Fuller	wr	72	-1,066	12
2009	Uzoma Nwachukwu	wr	40	-708	6
2008	Ryan Tannehill	wr	55	-844	5
2007	Martellus Bennett	te	49	-587	4
2006	Chad Schroeder	wr	39	-612	4
2005	Jason Carter	wr	54	-827	6
2004	Terrence Murphy	wr	56	-721	3
2003	Terrence Murphy	wr	44	-762	0
2002	Jamaar Taylor	wr	44	-760	3
2001	Terrence Murphy	wr	36	-518	3
2000	Robert Ferguson	wr	58	-885	6
1999	Chris Taylor	wr	33	-591	4
1998	Chris Cole	se	38	-667	5
1997	Derrick Spiller	te	25	-436	4
1996	Albert Connell	se	57	-872	6
1995	Albert Connell	se	41	-653	7
1994	Chris Sanders	se	22	-422	4
1993	Tony Harrison	se	31	-481	4
1992	Tony Harrison	se	22	-454	4
1991	Tony Harrison	se	31	-577	6
1990	Shane Garrett	wr	24	-469	3
1989	Percy Waddle	se	36	-600	5
1988	Rod Harris	se	37	-592	1
1987	Rod Harris	se	19	-281	2
1986	Rod Bernstine	te	65	-710	* 5
1985	Jeff Nelson	se	51	-651	* 4
1984	Jimmy Teal	se	35	-631	6
1983	Rich Siler	te	40	-465	4
1982	Don Jones	se	32	-461	5
1981	Mike Whitwell	se	27	-731	3
1980	Mike Whitwell	se	30	-603	2
1979	Gerald Carter	se	39	-528	2
1978	Russell Mikeska	te	29	-429	0
1977	Darrell Smith	se	12	-234	4
1976	Randall Teate	wr	12	-274	2
1975	Richard Osborne	te	13	-191	2
1974	Carl Roaches	wr	9	-155	1
1973	Richard Osborne	te	29	-405	1
1972	Richard Osborne	te	31	-440	1
1971	Homer May	wr	15	-250	1
1970	Homer May	te	26	-479	5
1969	Ross Brupbacher	se	22	-395	6
1968	Barney Harris	se	49	-745	3
1967	Bob Long	te	24	-541	8
1966	Tommy Maxwell	se	27	-445	4
1965	Ken McLean	se	60	-835	* 2
1964	Billy Uzzell	se	22	-246	1
	Ira Dan Westerfield	rb	18	-246	0
1963	George Hargett	rb	12	-162	1
1962	George Hargett	rb	14	-194	0
1961	Travis Reagan	rb	10	-201	1
1960	Randy Sims	rb	5	-66	1
1959	Russell Hill	se	19	-341	1
1958	John Tracey	se	37	-466	* 2
1957	Loyd Taylor	rb	6	-104	0
1956	John David Crow	rb	7	-125	3
1955	John David Crow	rb	5	-101	1
1954	Bennie Sinclair	se	22	-293	2
1953	Bennie Sinclair	se	19	-287	2
1952	Don Ellis	rb	33	-273	* 3
1951	Billy Tidwell	rb	13	-256	2
1950	Andy Hillhouse	se	24	-398	7
1949	Wray Whittaker	se	26	-291	1

SCORING

YEAR	PLAYER	POS.	PTS
2011	Randy Bullock	k	142
2010	Randy Bullock	k	98
2009	Randy Bullock	k	87
2008	Jeff Fuller	wr	56
2007	Jorvorskie Lane	rb	104
2006	Jorvorskie Lane	rb	114
2005	Todd Pegram	k	86
2004	Todd Pegram	k	73
2003	Todd Pegram	k	82
2002	Todd Pegram	k	68
2001	Cody Scates	k	50
2000	Ja'Mar Toombs	rb	84
1999	Terence Kitchens	k	75
1998	Russell Bynum	k	78
1997	Kyle Bryant	k	102
1996	D'Andre Hardeman	rb	108
1995	Leeland McElroy	rb	96
1994	Rodney Thomas	rb	96
1993	Terry Venetoulis	k	90
1992	Greg Hill	rb	102
1991	Terry Venetoulis	k	88
1990	Darren Lewis	rb	114
1989	Layne Talbot	k	71
1988	Robert Wilson	rb	60
1987	Scott Slater	k	70
1986	Scott Slater	k	* 100
1985	Anthony Toney	rb	74
	Eric Franklin	k	74
1984	Alan Smith	k	51
1983	Alan Smith	k	72
1982	David Hardy	k	80
1981	David Hardy	k	65
1980	Johnny Hector	rb	30
1979	Curtis Dickey	rb	54
1978	Tony Franklin	k	61
1977	Tony Franklin	k	86
1976	George Woodard	rb	* 102
1975	Tony Franklin	k	63
1974	Skip Walker	rb	54
1973	Randy Haddox	k	62
1972	Pat McDermott	k	33
1971	Mark Green	rb	42
1970	Pat McDermott	k	34
1969	Ross Brupbacher	te	36
1968	Bob Long	te	48
1967	Bob Long	te	48
1966	Tommy Maxwell	se	26
1965	Glynn Lindsey	k	20
1964	Glynn Lindsey	k	12
	Bubber Collins	rb	12
1963	Jerry Rogers	rb	18
	Travis Reagan	rb	18
	Bobby Lee	k	18
1962	Mike Clark	se	25
1961	Travis Reagan	rb	38
1960	Sam Byer	rb	18
1959	Randy Sims	rb	31
1958	Charles Milstead	qb	36
1957	Roddy Osborne	se	48
1956	John David Crow	rb	* 60
1955	Loyd Taylor	rb	31
1954	Elwood Kettler	qb	54
1953	Don Ellis	qb	37
1952	Connie Magouirk	rb	30
1951	Darrow Hooper	k	32
1950	Bob Smith	rb	* 84
1949	Bob Smith	rb	48

PUNTING

YEAR	PLAYER	NO.	YARDS	AVG
2011	Ryan Epperson	52	-2145	41.2
2010	Ryan Epperson	41	-1541	37.6
2009	Ken Wood	30	-1164	38.8
2008	Justin Brantly	51	-2231	* 45.7
2007	Justin Brantly	56	-2475	44.2
2006	Justin Brantly	50	-2215	44.3
2005	Justin Brantly	46	-1989	43.2
2004	Jacob Young	63	-2444	38.8
2003	Jacob Young	45	-1663	37.0
2002	Cody Scates	67	-2931	43.7
2001	Cody Scates	71	-2888	40.7
2000	Cody Scates	52	-2089	40.2
1999	Shane Lechler	60	-2787	* 46.5
1998	Shane Lechler	80	-3485	* 43.6
1997	Shane Lechler	56	-2631	* 47.0
1996	Shane Lechler	72	-3074	42.7
1995	Sean Terry	60	-2598	43.3
1994	Sean Terry	58	-2214	38.2
1993	James Bennett	53	-2033	38.4
1992	David Davis	70	-3067	43.8
1991	David Davis	52	-2035	39.1
1990	Sean Wilson	45	-1906	42.4
1989	Sean Wilson	36	-1500	41.7
1988	Sean Wilson	62	-2472	39.9
1987	Sean Wilson	42	-1699	40.5
1986	Craig Stump	35	-1296	37.0
1985	Todd Tschantz	33	-1406	42.6
1984	Todd Tschantz	61	-2517	41.3
1983	Kyle Stuard	67	-2806	41.9
1982	Kyle Stuard	60	-2430	40.5
1981	Randy Sawyer	63	-2445	38.8
1980	Kyle Stuard	76	-3097	40.8

YEAR	PLAYER	NO.	YARDS	AVG
1979	David Appleby	71	-2935	41.3
1978	David Appleby	48	-1835	38.2
1977	David Appleby	57	-2466	43.3
1976	David Appleby	50	-1986	39.7
1975	Mark Stanley	62	-2383	38.4
1974	Mark Stanley	59	-2479	* 42.0
1973	Mark Stanley	45	-1718	38.2
1972	Robert Murski	69	-2620	37.9
1971	Mitch Robertson	84	-3100	37.0
1970	Jimmy Sheffield	66	-2650	40.2
1969	Jimmy Sheffield	69	-2749	39.8
1968	Steve O'Neal	64	-2616	40.9
1967	Steve O'Neal	81	-3402	* 42.0
1966	Steve O'Neal	67	-2836	42.3
1965	Phil Scoggin	88	-3833	* 43.6
1964	Phil Scoggin	73	-2906	39.8
1963	Jim Keller	66	-2738	41.5
1962	Jim Keller	42	-1591	37.9
1961	Babe Craig	57	-2215	* 38.9
1960	Babe Craig	42	-1701	* 40.5
1959	Charles Milstead	39	-1394	35.7
1958	Charles Milstead	29	-1058	36.5
1957	Roddy Osborne	30	-1095	36.5
1956	Roddy Osborne	28	-882	31.5
1955	Ed Dudley	15	-602	40.1
1954	Gene Henderson	14	-528	37.5
1953	Joe Boring	22	-835	38.0
1952	Roy Dollar	45	-1682	37.3
1951	Yale Lary	33	-1256	38.1
1950	Yale Lary	57	-2183	38.3
1949	Yale Lary	71	-2846	40.0



Justin
BRANTLEY

KICKOFF RETURNS

YEAR	PLAYER	NO.	-YARDS	AVG
2011	Dustin Harris	16	- 374	23.4
2010	Coryell Judie	20	- 605	30.2
2009	Cyrus Gray	27	- 642	23.8
2008	Cyrus Gray	49	- 1,169	23.9
2007	Kerry Franks	25	- 644	25.8
2006	Kerry Franks	16	- 443	27.7
2005	Jason Carter	18	- 344	19.1
2004	Jason Carter	18	- 330	18.3
2003	Terrence Murphy	26	- 626	27.2
2002	B. Johnson / T. Thomas	12	- 252	21.0
2001	Sammy Davis	9	- 162	18.0
2000	Richard Whitaker	9	- 195	21.7
1999	Bethel Johnson	9	- 174	19.3
1998	Danté Hall	8	- 172	21.5
1997	Danté Hall	7	- 156	22.3
1996	Danté Hall	14	- 324	23.1
1995	Leeland McElroy	9	- 208	23.1
1994	Leeland McElroy	6	- 301	50.2
1993	Leeland McElroy	15	- 590	* 39.3
1992	Billy Mitchell	11	- 336	30.5
1991	Randy Simmons	10	- 181	18.1
1990	Randy Simmons	10	- 245	24.5
1989	Larry Horton	17	- 420	24.7
1988	Rod Harris	22	- 388	17.6
1987	Rod Harris	15	- 329	21.9
1986	Rod Harris	17	- 319	18.8
1985	Rod Harris	5	- 173	34.6
1984	Jeff Nelson	16	- 299	18.7
1983	Tony Slaton	4	- 74	18.5
1982	Tony Slaton	17	- 291	17.1
1981	Billy Cannon	8	- 172	21.5
1980	Billy Cannon	14	- 291	20.8
1979	Earnest Jackson	10	- 213	21.3
1978	Temple Aday	8	- 188	23.5
1977	Curtis Dickey	15	- 302	20.1
1976	Darrell Smith	10	- 184	18.4
1975	Skip Walker	6	- 167	27.8
1974	Carl Roaches	5	- 90	18.0
1973	Carl Roaches	15	- 426	28.4
1972	Carl Roaches	18	- 426	23.7
1971	Hugh McElroy	17	- 439	* 25.8
1970	Dave Elmendorf	23	- 457	19.9
1969	Dave Elmendorf	12	- 232	19.3
1968	Larry Stegert	13	- 255	19.6
1967	Larry Stegert	16	- 292	18.3
1966	Wendell Housley	11	- 255	23.2
1965	Lloyd Curington	7	- 169	24.1
1964	Eddie McKaughan	8	- 144	18.0
1963	George Hargett	8	- 182	22.8
1962	George Hargett	7	- 158	22.6
1961	James Murphy	7	- 167	23.9
1960	James Murphy	10	- 219	21.9
1959	Bob Sanders	4	- 128	32.0
1958	Arthur Sims	9	- 210	23.3
1957	Bobby Joe Conrad	4	- 149	37.2
1956	Jack Pardee	7	- 218	31.1
1955	John David Crow	7	- 129	18.5
1954	Don Watson	8	- 197	24.6
1953	Don Ellis	9	- 178	19.8
1952	Don Ellis	17	- 413	* 24.3
1951	Billy Tidwell	7	- 211	30.1
1950	n/a			
1949	Glenn Lippman	12	- 308	* 25.7
1948	Bob Goode	16	- 407	* 25.4

PUNT RETURNS

YEAR	PLAYER	NO.	-YARDS	AVG
2011	Dustin Harris	18	- 335	* 18.6
2010	Kenric McNeal	24	- 138	5.8
2009	Dustin Harris	16	- 126	7.9
2008	Jordan Pugh	11	- 61	5.5
2007	Jordan Peterson	14	- 108	7.7
2006	Chad Schroeder	19	- 140	7.4
2005	Jordan Chambless	8	- 89	11.1
2004	Erik Mayes	20	- 122	6.1
2003	Tim Van Zant	14	- 75	5.4
2002	Bethel Johnson	12	- 139	11.6
2001	Dawon Gentry	16	- 199	12.4
2000	Chris Taylor	17	- 125	7.4
1999	Chris Taylor	16	- 103	6.4
1998	Chris Taylor	37	- 285	7.7
1997	Danté Hall	17	- 208	12.2
1996	Danté Hall	43	- 573	13.3
1995	Ray Mickens	24	- 281	11.7
1994	Billy Mitchell	26	- 203	7.8
1993	Aaron Glenn	17	- 339	* 19.9
1992	Derrick Frazier	29	- 301	10.4
1991	Kevin Smith	19	- 275	14.5
1990	Shane Garrett	21	- 196	9.3
1989	Shane Garrett	21	- 146	6.4
1988	Rod Harris	37	- 235	6.4
1987	Rod Harris	37	- 391	10.6
1986	Rod Harris	42	- 345	8.2
1985	Jimmie Hawkins	39	- 331	8.5
1984	Jimmie Hawkins	33	- 298	9.0
1983	Billy Cannon	26	- 260	10.0
1982	Billy Cannon	31	- 280	9.0
1981	Billy Cannon	29	- 109	3.8
1980	David Scott	33	- 121	3.7
1979	David Scott	46	- 318	6.9
1978	Darrell Smith	23	- 132	5.7
1977	Mike Williams	21	- 72	3.4
1976	Darrell Smith	28	- 75	2.7
1975	Carl Roaches	38	- 238	7.0
1974	Carl Roaches	27	- 177	6.6
1973	Carl Roaches	31	- 224	* 7.2
1972	Carl Roaches	19	- 287	* 15.1
1971	Hugh McElroy	17	- 138	8.2
1970	Dave Elmendorf	13	- 130	10.0
1969	Dave Elmendorf	24	- 215	8.9
1968	Barney Harris	8	- 88	11.0
1967	Bob Long	8	- 94	11.8
1966	Curley Hallman	7	- 47	6.7
1965	Jerry Nichols	20	- 128	6.4
1964	James Willenborg	8	- 52	6.5
1963	George Hargett	11	- 100	9.1
1962	George Hargett	17	- 163	9.6
1961	George Hargett	9	- 78	8.8
1960	Arthur Sims	9	- 145	16.1
1959	Bob Sanders	8	- 57	7.1
1958	Jon Few	7	- 79	11.2
1957	Roddy Osborne	7	- 65	9.3
1956	Don Watson	10	- 118	11.8
1955	Billy Dendy	8	- 80	10.0
1954	Don Watson	6	- 115	19.1
1953	Don Ellis	19	- 170	8.9
1952	Joe Boring	12	- 134	11.2
1951	Yale Lary	24	- 388	* 16.2
1950	Yale Lary	9	- 209	23.2

TACKLES

YEAR	PLAYER	POS.	TKL	YEAR	PLAYER	POS.	TKL
2011	Jonathan Stewart	LB	98	1990	Larry Horton	DB	117
2010	Michael Hodges	LB	115	1989	Larry Horton	DB	102
2009	Trent Hunter	DB	95	1988	Dana Batiste	LB	110
2008	Matt Featherston	LB	94	1987	John Roper	LB	104
	Alton Dixon	LB/DB	94	1986	Johnny Holland	LB	147
2007	Mark Dodge	LB	117	1985	Larry Kelm	LB	152
2006	Justin Warren	LB	93	1984	Johnny Holland	LB	155
2005	Justin Warren	LB	95	1983	Ray Childress	DE	117
2004	Jaxson Appel	DB	85	1982	Jeff Fuller	DB	90
2003	Jaxson Appel	DB	135		Bobby Strogon	LB	90
2002	Terrence Kiel	DB	95	1981	Bobby Strogon	LB	133
2001	Terrence Kiel	DB	92	1980	Mike Little	LB	116
2000	Brian Gamble	LB	110	1979	Doug Carr	LB	136
1999	Brandon Jennings	DB	94	1978	Doug Carr	LB	157
1998	Dat Nguyen	LB	147	1977	Carl Grulich	DB	132
1997	Dat Nguyen	LB	130	1976	Robert Jackson	LB	143
1996	Dat Nguyen	LB	146	1975	Ed Simonini	LB	101
1995	Dat Nguyen	LB	94	1974	Ed Simonini	LB	98
1994	Reggie Graham	LB	101	1973	Ed Simonini	LB	130
1993	Sam Adams	DE	78	1972	Grady Hoermann	LB	130
1992	Patrick Bates	DB	95	1971	Grady Hoermann	LB	151
1991	Jason Atkinson	LB	95				

INTERCEPTIONS

YEAR	PLAYER	NO.-YDS (TD)	AVG	YEAR	PLAYER	NO.-YDS (TD)	AVG
2011	Trent Hunter	2- 46	23.0	1984	James Flowers	2- 55 (1)	27.5
	Steven Terrell	2- 62	31.0	1983	Jeff Fuller	3- 37	12.3
2010	Dustin Harris	4- 117 (1)	5.8	1982	Jeff Fuller	4- 23	5.7
	Coryell Judie	4- 31	7.8	1981	Bobby Strogon	5 n/a	—
2009	Jordan Pugh	3- 64	21.3	1980	Leandrew Brown	5- 44	8.8
2008	Trent Hunter	3- 23	7.7	1979	John Dawson	4- 14	3.5
2007	Marquis Carpenter	4- 31	10.8	1978	Kenneth Taylor	3- 0	0.0
2006	Mark Dodge	2- 20	10.0	1977	Mike Williams	4- 49	12.3
	Jordan Peterson	2- 0	0.0	1976	Lester Hayes	8- 87	10.9
	Japhus Brown	2- 8	4.0	1975	Lester Hayes	6- 102 (1)	17.0
	Devin Gregg	2- 8	4.0	1974	Pat Thomas	6- 85 (1)	14.2
2005	Marquis Carpenter	4- 45	11.2	1973	Pat Thomas	3- 81 (1)	27.0
2004	Japhus Brown	3- 36	12.0	1972	Grady Hoermann	3- 42	14.0
2003	Jaxson Appel	4- 109	27.3	1971	Lee Hitt	6- 85	14.2
2002	Jaxson Appel	4- 46	11.5	1970	Dave Elmendorf	6- 87	14.5
	Byron Jones	4- 117	29.2	1969	Dave Elmendorf	5- 0	0.0
2001	Sammy Davis	5- 52	10.4	1968	Ross Brupbacher	3- 98 (1)	32.7
2000	Sammy Davis	4- 25	6.2	1967	Billy Hobbs	7- 162 (2)	23.1
	Terrence Kiel	4- 0	0.0	1966	Curley Hallman	5- 92	18.4
1999	Michael Jameson	5- 151	30.2	1965	Jim Kauffman	3- 0	0.0
1998	Rich Coady	3- 16	5.3	1964	Mike Pitman	2- 100	50.0
	Sedrick Curry	3- 10	3.3	1963	Mike Pitman	4- 40	10.0
1997	Sedrick Curry	3- 62	20.7	1962	Jerry Hopkins	3- 4	1.3
1996	Rich Coady	3- 93	31.0	1961	Travis Reagan	4- 72	18.0
	Dat Nguyen	3- 38	12.7	1960	Randy Sims	2- 18	9.0
1995	Ray Mickens	4- 67	33.5	1959	Robert Sanders	3- 28	9.3
1994	Dennis Allen	4- 27	6.8	1958	Jon Few	2- 14	7.0
1993	Aaron Glenn	3- 40	13.3	1957	John David Crow	5- 39	7.8
1992	Aaron Glenn	6- 99 (1)	16.5	1956	Jack Pardee	3- 50	16.7
1991	Patrick Bates	4- 37	9.3	1955	Roddy Osborne	3- 68	22.7
1990	Kevin Smith	7- 149 (2)	21.3	1954	Joe Schero	2- 3	1.5
1989	Kevin Smith	9- 75 (1)	8.3	1953	Don Ellis	3- 86	28.7
1988	Mickey Washington	4- 37	9.3	1952	Joe Boring	8- 67	8.4
1987	Kip Corrington	3- 0	0.0	1951	Bill Ballard	3- 17	5.7
	Adam Bob	3- 0	0.0	1950	Yale Lary	5- 78	15.6
1986	James Flowers	5- 73 (1)	14.6	1941	Bill Sibley	9- 57	6.3
1985	Kip Corrington	5- 68 (1)	13.6				

FRESHMAN RECORDS

RUSHING

GAME YARDS

PLAYER	YDS	OPPONENT	DATE
Greg Hill	212	LSU	Sept. 14, 1991
Darren Lewis	194	at TCU	Nov. 21, 1987
Danté Hall	184	Texas Tech	Oct. 26, 1996

SEASON YARDS

PLAYER	YARDS	YEAR
Greg Hill	1,216	1991
Courtney Lewis	1,024	2003
Mike Goodson	847	2006
Christine Michael	767	2009
Curtis Dickey	726	1976
Darren Lewis	668	1987
Danté Hall	642	1996
Leeland McElroy	613	1993
George Woodard	604	1975
Jorvorskie Lane	595	2005
Derek Farmer	503	2001
Richard Whitaker	455	2000
Robert Wilson	425	1988
Roger Vick	425	1983

GAME RUSHES

PLAYER	ATT.	OPPONENT	DATE
Greg Hill	30	LSU	Sept. 14, 1991

SEASON RUSHES

PLAYER	ATT.	YEAR
Greg Hill	240	1991

SEASON 100-YARD GAMES

PLAYER	NO.	YEAR
Greg Hill	6	1991
Courtney Lewis	5	2003
George Woodard	4	1975
Danté Hall	3	1996
Darren Lewis	3	1987

100-YARD GAMES (41)

PLAYER	ATT-YDS	OPPONENT	YEAR
Christine Michael	11-116	Baylor	Nov. 21, 2009
Christine Michael	22-121	at Texas Tech	Oct. 24, 2009
Mike Goodson	10-127	Oklahoma	Nov. 4, 2006
Stephen McGee	24-108	Texas	Nov. 25, 2005
Jorvorskie Lane	17-104	Texas	Nov. 25, 2005
Jorvorskie Lane	22-139	Oklahoma State	Oct. 15, 2005
Courtney Lewis	26-120	Kansas	Nov. 1, 2003
Courtney Lewis	26-171	Oklahoma State	Oct. 25, 2003
Courtney Lewis	12-158	Baylor	Oct. 11, 2003
Courtney Lewis	16-105	Pittsburgh	Sept. 27, 2003
Courtney Lewis	16-100	Utah	Sept. 6, 2003
Derek Farmer	17-133	Iowa State	Oct. 27, 2001
Derek Farmer	20-100	Notre Dame	Sept. 29, 2001
Keith Joseph	21-105	at Wyoming	Sept. 6, 2001
Joe Weber	8-121	at Missouri	Nov. 13, 1999
Ja'Mar Toombs	23-111	at Oklahoma State	Oct. 31, 1998
Ja'Mar Toombs	10-110	Nebraska	Oct. 10, 1998
Danté Hall	14-108	at Texas	Nov. 29, 1996
Danté Hall	17-184	Texas Tech	Oct. 26, 1996
Danté Hall	14-101	Louisiana Tech	Oct. 5, 1996
D'Andre Hardeman	26-130	SMU	Oct. 14, 1995

PLAYER	ATT-YDS	OPPONENT	YEAR
Leeland McElroy	17-136	Missouri	Sept. 18, 1993
Greg Hill	19-115	at TCU	Nov. 7, 1991
Greg Hill	18-109	at Rice	Nov. 2, 1991
Greg Hill	25-160	Houston	Oct. 26, 1991
Greg Hill	24-137	at Texas Tech	Oct. 5, 1991
Greg Hill	25-125	at Tulsa	Sept. 21, 1991
Greg Hill	30-212	LSU	Sept. 14, 1991
Darren Lewis	16-194	at TCU	Nov. 21, 1987
Bucky Richardson	8-137	at Rice	Oct. 24, 1987
Darren Lewis	25-103	at Baylor	Oct. 17, 1987
Darren Lewis	6-103	vs Southern Miss	Sept. 26, 1987
Bucky Richardson	5-102	vs Southern Miss	Sept. 26, 1987
Roger Vick	18-110	at TCU	Nov. 19, 1983
Mike Mosley	20-180	* vs USC	Dec. 31, 1977
Mike Mosley	12-109	Houston	Dec. 3, 1977
Curtis Dickey	18-127	Texas Tech	Oct. 9, 1976
George Woodard	32-167	at Rice	Nov. 15, 1975
George Woodard	23-106	SMU	Nov. 8, 1975
George Woodard	24-101	Baylor	Oct. 25, 1975
George Woodard	6-106	at LSU	Sept. 20, 1975

* bowl game

SEASON TDs

PLAYER	NO.	YEAR
Courtney Lewis	12	2003
Greg Hill	12	1991
Robert Wilson	10	1988
Christine Michael	9	2009
Darren Lewis	8	1987
Curtis Dickey	8	1976
Leeland McElroy	7	1993

TOP DEBUT GAMES

PLAYER	YARDS	OPPONENT	DATE
Greg Hill*	212	LSU	Sept. 14, 1991
Bucky Richardson	102	vs USM	Sept. 26, 1987
Christine Michael	93	New Mexico	Sept. 5, 2009
Rodney Thomas	81	LSU	Sept. 14, 1991

* NCAA freshman debut record

LONGEST RUNS

PLAYER	YARDS	OPPONENT	DATE
Christine Michael	97	* Baylor	Nov. 21, 2009
Courtney Lewis	86	Baylor	Nov. 11, 2003
Bucky Richardson	82	vs So. Miss	Sept. 26, 1987
Leeland McElroy	81	Houston	Oct. 9, 1993
Darren Lewis	80	at TCU	Nov. 21, 1987
Joe Weber	77	at Missouri	Nov. 13, 1999
Darren Lewis	77	vs So. Miss	Sept. 26, 1987
Danté Hall	74	Texas Tech	Oct. 26, 1996
Ja'Mar Toombs	71	Nebraska	Oct. 10, 1998

* school record

GAME TDs

PLAYER	NO.	OPPONENT	DATE
Leeland McElroy	3	at Missouri	Sept. 19, 1992



Greg Hill

PASSING

GAME YARDS

PLAYER	YDS	OPPONENT	DATE
Kevin Murray	280	at Rice	Oct. 22, 1983
Corey Pullig	272	at Houston	Nov. 12, 1992
Kevin Murray	266	at Baylor	Oct. 15, 1983
Jeff Granger	255	at Tulsa	Sept. 21, 1991
Kevin Murray	217	Houston	Oct. 8, 1983
Craig Stump	207	at SMU	Nov. 3, 1984
Kevin Murray	194	Arkansas	Nov. 12, 1983
Corey Pullig	193	at Texas	Nov. 26, 1992

GAME ATTEMPTS

PLAYER	ATT.	OPPONENT	YEAR
Kevin Murray	48	at Rice	Oct. 22, 1983
Kevin Murray	37	Texas	Nov. 24, 1983
Kevin Murray	31	Houston	Oct. 8, 1983
Kevin Murray	30	at Baylor	Oct. 15, 1983
Kevin Murray	30	at TCU	Nov. 19, 1983

GAME COMPLETIONS

PLAYER	COMP	OPPONENT	DATE
Craig Stump	29	Texas Tech	Oct. 6, 1984
Kevin Murray	25	at Rice	Oct. 22, 1983
Corey Pullig	17	at Houston	Nov. 12, 1992

GAME TD PASSES

PLAYER	TDS	OPPONENT	DATE
Reggie McNeal	4	Oklahoma	Nov. 9, 2002
Kevin Murray	4	Arkansas	Nov. 12, 1983
Jeff Granger	4	at Tulsa	Sept. 21, 1991
Kevin Murray	3	at Rice	Oct. 22, 1983
Kevin Murray	3	Houston	Oct. 8, 1983

SEASON YARDS

PLAYER	YARDS	YEAR
Kevin Murray	1,544	1983
Craig Stump	1,135	1984

SEASON ATTEMPTS

PLAYER	ATT	YEAR
Kevin Murray	249	1983
Craig Stump	189	1984
Corey Pullig	126	1992

SEASON COMPLETIONS

PLAYER	COMP.	YEAR
Kevin Murray	132	1983
Craig Stump	94	1984
Corey Pullig	63	1992

SEASON TD PASSES

PLAYER	TDS	YEAR
Kevin Murray	14	1983
Craig Stump	10	1984
Reggie McNeal	6	2002
Jeff Granger	5	1991



LONGEST PASS PLAY

PLAYER	YDS	OPPONENT	DATE
Lance Pavlas	to Matt Gurley 69	vs So. Miss	Sept. 26, 1987
R. McNeal	to T. Murphy 61	Oklahoma	Nov. 9, 2002
Jeff Granger	to Brian Mitchell 61	at Tulsa	Sept. 21, 1991
Corey Pullig	to Tony Harrison 58	Rice	Oct. 17, 1992
Craig Stump	to Jimmy Teal 48	at SMU	Nov. 3, 1984
Corey Pullig	to Brian Mitchell 46	at Texas	Nov. 26, 1992
Kevin Murray	to Jimmy Teal 44	at Baylor	Oct. 15, 1983



Ryan Tannehill

RECEIVING

SINGLE GAME YARDS

PLAYER	YDS	OPPONENT	DATE
Ryan Tannehill	210	Kansas State	Oct. 11, 2008
Uzoma Nwachukwu	141	Oklahoma State	Oct. 10, 2009
Terrence Murphy	146	at Colorado	Oct. 13, 2001
Uzoma Nwachukwu	136	at Kansas State	Oct. 17, 2009
Kerry Franks	128	Wyoming	Sept. 11, 2004
Brandal Jackson	118	vs Arkansas	Oct. 3, 2009
Ryan Matthews	108	at TCU	Nov. 7, 1991
Terrence Murphy	107	at K-State	Oct. 20, 2001
Ryan Tannehill	104	Texas Tech	Oct. 18, 2008
Uzoma Nwachukwu	101	Utah State	Sept. 19, 2009

SINGLE GAME TOUCHDOWNS

PLAYER	TDS	OPPONENT	DATE
Uzoma Nwachukwu	3	Utah State	Sept. 19, 2009
Jeff Fuller	2	Colorado	Nov. 1, 2008
Ryan Tannehill	2	at Oklahoma State	Oct. 4, 2008
Jeff Fuller	2	at New Mexico	Sept. 6, 2008
Leeland McElroy	2	LSU	Sept. 4, 1993
Brian Mitchell	2	SMU	Nov. 23, 1991

SINGLE GAME RECEPTIONS

PLAYER	REC.	OPPONENT	DATE
Ryan Tannehill	12	Kansas State	Oct. 11, 2008
Terrence Murphy	10	at Colorado	Oct. 13, 2001
Uzoma Nwachukwu	8	Oklahoma State	Oct. 10, 2009
Jeff Fuller	8	at Iowa State	Oct. 25, 2008
Jeff Fuller	7	Kansas State	Oct. 11, 2008
Ryan Tannehill	7	at Oklahoma State	Oct. 4, 2008
Jeff Fuller	6	Colorado	Nov. 1, 2008
Ryan Tannehill	6	at Iowa State	Oct. 25, 2008
Rod Bernstine	6	Arkansas	Nov. 12, 1983

SEASON YARDS

PLAYER	YARDS	YEAR
Ryan Tannehill	844	2008
Uzoma Nwachukwu	670	2009
Jeff Fuller	630	2008
Brian Mitchell	519	1991
Terrence Murphy	518	2001
Richard Osborne	440	1972
Kerry Franks	278	2004
Ryan Matthews	276	1991
Shea Walker	275	1983

SEASON TOUCHDOWNS

PLAYER	TDS	YEAR
Jeff Fuller	9	2008
Uzoma Nwachukwu	6	2009
Ryan Tannehill	5	2008
Leeland McElroy	4	1993
Brian Mitchell	4	1991

SEASON RECEPTIONS

PLAYER	REC.	YEAR
Ryan Tannehill	55	2008
Jeff Fuller	50	2008
Uzoma Nwachukwu	37	2009
Terrence Murphy	36	2001
Richard Osborne	31	1972
Rod Bernstine	24	1983
George Smith	23	1982

LONGEST RECEPTIONS

PLAYER	REC.	OPPONENT	DATE
Kerry Franks	84	Wyoming	Sept. 11, 2004
Uzoma Nwachukwu	66	at Kansas State	Oct. 17, 2009
Brian Mitchell	61	at Tulsa	Sept. 22, 1991
Brandal Jackson	60	vs Arkansas	Oct. 3, 2009
Jeff Fuller	59	Colorado	Nov. 1, 2008
Leeland McElroy	58	LSU	Sept. 4, 1993
Sirr Parker	56	SMU	Oct. 14, 1995
Ryan Tannehill	55	Oklahoma	Nov. 8, 2008
Ryan Tannehill	55	Kansas State	Oct. 11, 2008
Tony Thompson	52	Tulsa	Sept. 28, 1985
Uzoma Nwachukwu	50	Utah State	Sept. 19, 2009
Brian Mitchell	48	Houston	Oct. 26, 1991
Brian Mitchell	47	at Baylor	Oct. 19, 1991
Brian Mitchell	47	at Rice	Nov. 2, 1991
Terrence Murphy	45	Notre Dame	Sept. 29, 2001
Kenric McNeal	44	New Mexico	Sept. 5, 2009
Terrence Murphy	44	at Kansas State	Oct. 20, 2001

RECORDS

ALL-PURPOSE / SCORING

ALL-PURPOSE SEASON YARDS

PLAYER	TOTAL	YEAR
Cyrus Gray	1,592	2008
Danté Hall	1,551	1996
Leeland McElroy	1,427	1993
Greg Hill	1,318	1991
Courtney Lewis	1,115	2003
Christine Michael	1,034	2009
Curtis Dickey	1,020	1976

SCORING SEASON POINTS


PLAYER	PTS.	YEAR
Terry Venetoulis, K	87	1990
Leeland McElroy, rb	84	1993
Kyle Bryant, K	82	1994
Greg Hill, rb	72	1991
Todd Pegram, K	68	2002
Tony Franklin, K	63	1975
Robert Wilson, rb	60	1989

SEASON FIELD GOALS

PLAYER	FG-ATT.	PCT.	YEAR
Kyle Bryant	17-25	.680	1994
Todd Pegram	12-21	.571	2002
Tony Franklin	12-28	.429	1975

LONGEST FIELD GOAL

PLAYER	LG	OPPONENT	DATE
Kyle Bryant	61	Southern Miss	Sept. 24, 1994
Tony Franklin	59	at Rice	Nov. 15, 1975



Kyle BRYANT

DEFENSE



Dat NGUYEN

RECORDS

SEASON SACKS

PLAYER	SACKS	YEAR
Damontre Moore	5.5	2010
Sam Adams	5.5	1991
Aaron Wallace	5	1986
Alex Morris	4	1985
Kevin Tucker	3.5	1989

SEASON TFLs

PLAYER	TACKLES	YEAR
Brian Gamble	10	1999
Dat Nguyen	7	1995
Damontre Moore	6.5	2010
Kyle Mangan	6.5	2009
Jason Jack	6	2004
Sam Adams	5	1991
John Roper	5	1985
Alex Morris	5	1985
Von Miller	4	2007
Jorrie Adams	4	2004
Jaxson Appel	4	2002
Kevin Tucker	4	1989

SEASON TACKLES

PLAYER	TACKLES	YEAR
Mike Little	105	1978
Dat Nguyen	94	1995
Erik Mayes	69	2004
Jaxson Appel	69	2002
Domingo Bryant	66	1982
Trent Hunter	65	2008
Kyle Mangan	63	2009
Japhus Brown	62	2004
Brian Gamble	60	1999
Sammy O'Brient	58	1984
Jason Jack	48	2004
Ray Childress	45	1981
Warrick Holdman	44	1995
Pat Henry	44	1989
John Roper	43	1985

SEASON INTs

PLAYER	INTS	YEAR
Jaxson Appel	4	2002
Trent Hunter	3	2008
Japhus Brown	3	2004

SEASON SOLOS

PLAYER	TACKLES	YEAR
Dat Nguyen	65	1995
Jaxson Appel	49	2002
Trent Hunter	46	2008
Erik Mayes	42	2004
Brian Gamble	36	1999
Domingo Bryant	36	1982
Japhus Brown	33	2004
Jerry Bullitt	31	1980
Ray Childress	29	1981
John Roper	28	1985
Kyle Mangan	26	2009
Warrick Holdman	26	1995
Rod Saddler	26	1983
Sammy O'Brient	25	1984
Sam Adams	24	1991

MOST PASS BREAKUPS

PLAYER	PBUS	YEAR
Sean Weston	15	2000
Erik Mayes	8	2004
Danny Gorrer	7	2005
Several with 5		

TEAM RECORDS

TOTAL OFFENSE

GAME YARDS

YDS	PLAYS	OPPONENT	DATE
774	76	Louisiana-Lafayette	Sept. 15, 1990
719	73	Baylor	Oct. 11, 2003
714	62	SMU	Sept. 17, 2005
705	103	TCU	Nov. 22, 1986
702	84	Tulsa	Sept. 28, 1985
687	91	at TCU	Nov. 19, 1977
681	83	Baylor	Oct. 15, 2011
670	84	at SMU	Nov. 3, 1990
628	89	vs Arkansas	Oct. 1, 2011
624	95	North Texas	Sept. 21, 1996
623	93	Texas Tech	Oct. 30, 2010
622	92	Rice	Oct. 23, 1976
615	87	Memphis	Sept. 30, 1978
606	90	New Mexico	Sept. 5, 2009
606	71	La. Tech	Oct. 5, 1996
606	91	Tulsa	Sept. 18, 1999
602	83	at Rice	Oct. 24, 1987
594	90	at TCU	Nov. 7, 1991

Most Yards, Season6,3732011
Most Avg. Yds/Game490.22011
Most Avg. Yds/Play, Game10.2 ...Sept. 15, 1990
 vs. SW Louisiana
Fewest Total Yards, Game12Oct. 25, 1930
 vs. TCU

GAME PLAYS

PLYS	YDS	OPPONENT	DATE
106	535	at Oklahoma State	Sept. 30, 2010
103	705	TCU	Nov. 22, 1986
99	500	Missouri	Oct. 29, 2011
99	539	Stephen F. Austin	Sept. 4, 2011
98	442	at Houston	Oct. 8, 1988
97	447	Colorado	Sept. 28, 1996
95	624	North Texas	Sept. 21, 1996
94	469	La. Tech	Sept. 25, 1982
94	522	Texas Tech	Oct. 4, 1986
94	423	Louisiana-Lafayette	Aug. 31, 2002
92	527	at Oklahoma	Nov. 5, 2011
93	623	Texas Tech	Oct. 30, 2010
93	458	vs Arkansas	Oct. 3, 2009
92	622	Rice	Oct. 23, 1976
92	539	Louisiana-Monroe	Sept. 21, 1985
90	510	at Iowa State	Oct. 22, 2011

Fewest Plays, Game29Nov. 10, 1945
 vs. SMU
Most Plays, Season1,0442011
 507 run/537 pass 13 games
8971988
 653 run/244 pass 12 games
8951986
 514 run/381 pass 12 games

GAME FIRST DOWNS

NO.	OPPONENT	DATE
38	TCU	Nov. 22, 1986
35	Baylor	Oct. 15, 2011
35	Texas Tech	Oct. 30, 2010
34	at Texas Tech	Oct. 24, 2009
33	Stephen F. Austin	Sept. 4, 2010
33	Southwestern Louisiana	Sept. 15, 1990
33	at TCU	Nov. 7, 1991
32	Baylor	Oct. 11, 2003
32	Tulsa	Sept. 28, 1985
32	at SMU	Nov. 3, 1990

Fewest First Downs, Game0 ..Oct. 25, 1930
 vs. TCU

Most First Downs, Season3232011

RUSHING

GAME YARDS

YDS	ATT.	OPPONENT	DATE
606	85	at TCU	Nov. 19, 1977
555	70	at SMU	Nov. 3, 1990
526	79	Rice	Oct. 23, 1976
526	59	Louisiana-Lafayette	Sept. 15, 1990
523	79	Memphis	Sept. 30, 1978
518	61	TCU	Nov. 20, 1976
437	49	Baylor	Oct. 11, 2003
434	61	Clemson	Sept. 14, 1974
432	66	SMU	Nov. 10, 1973
425	54	La. Tech	Oct. 5, 1996
417	73	at LSU	Sept. 21, 1974
409	63	LSU	Sept. 14, 1991

Most Yards, Season3,8291990
Fewest Yards, Season7311965
Most Avg. Yds/Game319.11990
Most Avg. Yds/Play, Game8.91990
 vs. SW Louisiana
8.92003
 Baylor

Most Average Yards Per Carry, Season5.81990

GAME ATTEMPTS

ATT.	YDS	OPPONENT	DATE
85	606	at TCU	Nov. 19, 1977
79	378	at Rice	Nov. 15, 1975
79	526	Rice	Oct. 23, 1976
79	523	Memphis	Sept. 30, 1978
78	349	at SMU	Oct. 30, 1976

Most Attempts, Season7091977
Fewest Attempts, Game15Nov. 8, 1947
 vs. SMU

GAME FIRST DOWNS

NO.	OPPONENT	DATE
28	at SMU	Nov. 3, 1990
25	at TCU	Nov. 19, 1977
24	Rice	Oct. 23, 1976
24	Rice	Oct. 28, 1978
23	Texas Tech	Oct. 1, 1988

Most First Downs, Season1961990
Fewest First Downs, Game0Oct. 25, 1930
 vs. TCU

GAME TOUCHDOWNS

TDS	OPPONENT	DATE
11	Miami (Fla.)	Dec. 8, 1944
8	SMU	Sept. 17, 2005
8	Baylor	Oct. 11, 2003



SCORING

GAME POINTS

PTS	OPPONENT	YEAR
110	Daniel Baker	Oct. 1, 1920
98	Dallas University	Oct. 12, 1917
77	Sam Houston State	Oct. 23, 1925
77	Sam Houston State	Oct. 3, 1919
77	Mo. School of Mines	Nov. 17, 1916
74	TCU	Nov. 22, 1986
73	Baylor	Oct. 11, 2003
73	Missouri	Sept. 18, 1993
70	at Miami (Fla.)	Dec. 8, 1944
69	vs Sewanee	Oct. 6, 1928
66	Southwestern Louisiana	Sept. 20, 1997
66	Austin College	Oct. 5, 1917
65	SMU	Sept. 17, 2005
65	SMU	Sept. 17, 1991
65	vs BYU (Holiday Bowl)	Dec. 29, 1990

Most Points, Season5082011

GAME TOUCHDOWNS

(since 1944 only)

NO.	OPPONENT	YEAR
11	at Miami (Fla.)	Dec. 8, 1944
10	TCU	Nov. 22, 1986
10	Baylor	Oct. 11, 2003
10	Missouri	Sept. 18, 1993
9	SMU	Sept. 17, 1991
9	vs BYU (Holiday Bowl)	Dec. 29, 1990
9	Southwestern Louisiana	Sept. 15, 1990
9	SMU	Nov. 4, 1989

Most Touchdowns, Season602011
532009
531997

PASSING

MOST YARDS, GAME

YDS	OPPONENT	DATE
449	Texas Tech	Oct. 30, 2010
428	at Kansas	Oct. 19, 2002
419	Kansas State	Oct. 11, 2008
415	Baylor	Oct. 15, 2011
409	at Oklahoma State	Sept. 30, 2010
405	SMU	Sept. 17, 2005
389	Tulsa	Sept. 18, 1999
385	Colorado	Sept. 28, 1996
381	at Iowa State	Oct. 25, 2008
379	at Oklahoma	Nov. 5, 2011
377	Idaho	Sept. 17, 2011
376	at SMU	Nov. 9, 1968
367	Texas Tech	Oct. 5, 2002
362	Texas	Nov. 23, 2007
362	Kansas	Oct. 16, 1999
361	New Mexico	Sept. 5, 2009
360	Oklahoma	Nov. 6, 2004
359	at Texas	Nov. 29, 1996

Most Yards, Season3,7842011

Fewest Yards, Season3361960

Fewest Yards, Game0Sept. 18, 1954
 vs. Texas Tech

GAME COMPLETIONS

NO.	YDS	OPPONENT	DATE
40	409	at Oklahoma State	Sept. 30, 2010
36	449	Texas Tech	Oct. 30, 2010
35	317	Missouri	Oct. 29, 2011
34	385	Colorado	Sept. 28, 1996
33	298	TCU	Nov. 20, 1982
32	379	Oklahoma	Nov. 5, 2011
32	361	New Mexico	Sept. 5, 2009
32	376	at SMU	Nov. 9, 1968
31	347	SFA	Sept. 4, 2010
31	381	at Iowa State	Oct. 25, 2008
30	377	Idaho	Sept. 12, 2011
30	345	vs Arkansas	Oct. 3, 2009
30	341	at Wyoming	Sept. 6, 2001
30	334	at Colorado	Oct. 13, 2001

Most Completions, Season3312011

Fewest Completions, Season31960

GAME ATTEMPTS

ATT.	YDS	OPPONENT	DATE
64	385	Colorado	Sept. 28, 1996
63	379	at Oklahoma	Nov. 5, 2011
62	409	at Oklahoma State	Sept. 30, 2010
58	345	vs Arkansas	Oct. 3, 2009
58	376	at SMU	Nov. 9, 1968
55	319	Arkansas	Nov. 2, 1968
53	317	Missouri	Oct. 29, 2011
51	252	Oklahoma	Nov. 8, 2008
50	449	Texas Tech	Oct. 30, 2010
50	334	at Colorado	Oct. 13, 2001
49	224	Texas	Nov. 24, 2011
49	278	at Baylor	Oct. 26, 1968
48	322	Missouri	Oct. 16, 2010
48	280	at Rice	Oct. 22, 1983

GAME INT'S THROWN

NO.	OPPONENT	YEAR
7	Texas	Nov. 25, 1943
7	at Rice	Nov. 14, 1953
5	at Oklahoma State	Sept. 30, 2010
5	at Oklahoma	Sept. 11, 1993
5	vs Ohio State	Jan. 1, 1987
5	at LSU	Sept. 13, 1986
5	at Texas	Nov. 28, 1968
5	at LSU	Oct. 9, 1948

Most Passes Had Intercepted, Season ..301941

Fewest Passes Had Intercepted, Season41956, 1997, 2004, 2006

Most Passes Thrown Without an Interception 229 2009

GAME FIRST DOWNS

NO.	OPPONENT	YEAR
22	at SMU	Nov. 9, 1968
20	Missouri	Oct. 29, 2011
20	at Oklahoma	Nov. 5, 2011
20	at Oklahoma State	Sept. 30, 2010
20	Texas Tech	Oct. 30, 2010
19	Idaho	Sept. 17, 2011
19	at Iowa State	Oct. 25, 2008
19	Colorado	Sept. 28, 1996
18	SFA	Sept. 4, 2010
18	vs Arkansas	Sept. 5, 2009

Most First Downs, Season1892011

OTHER PASS RECORDS

Most Touchdowns, Game7Oct. 5, 2002
 vs. Texas Tech

Most Touchdowns, Season22011

Best Completion Pct., Game (10 att.)

.....90.5%Nov. 14, 1981

vs. Arkansas 19-of-21

Best Completion Pct., Season61.2%2006

RECORDS

SPECIAL TEAMS

FIELD GOALS/EXTRA POINTS

Most Field Goals, Game
6.....vs. Arkansas State..... Sept. 17, 1983

Most Field Goals, Season.....29.....2011

Most Extra Points, Game
10.....vs. Missouri..... Sept. 18, 1993
vs. Baylor..... Oct. 11, 2003

Most Extra Points, Season.....55.....2011

Consecutive Extra Points.....122.....2008-11

PUNT RETURNS

Most Returns, Game
13.....at LSU..... Sept. 20, 1975

Most Returns, Season.....69.....1943

Most Yards, Game
319.....at NTAC, Arlington..... Oct. 23, 1943

Most Yards, Season.....933.....1941

Best Return Average, Season.....17.9.....1993

Most Touchdowns, Game.....1.....many times

Most Touchdowns, Season.....4.....1987

KICKOFF RETURNS

Most Returns, Game.....10.....three times
(last at Oklahoma, Nov. 14, 2009)

Most Yards, Game
319.....vs. Oklahoma..... Nov. 8, 2008

Best Return Average, Season.....31.2.....1993

PUNTING

Most Punts, Game
17.....vs. SMU..... Nov. 10, 1945

Fewest Punts, Game
0.....vs. Baylor..... Oct. 15, 2011
vs. Kansas..... Nov. 19, 2011
vs. Iowa State..... Oct. 31, 2009
vs. La.-Monroe..... Sept. 15, 2007
vs. Rice..... Oct. 27, 1990
vs. Southwestern La..... Sept. 15, 1990

Most Punts, Season.....92.....1946

Best Average, Game
57.2.....at Texas Tech (5 punts) ..Oct. 2, 1999

Best Average, Season.....47.0.....1997



MISCELLANEOUS

FUMBLES LOST

Most Fumbles, Game
10.....vs. Ellington Field..... Sept. 22, 1945
at Texas..... Nov. 25, 1954

Most Fumbles Lost, Game
9.....vs. Ellington Field..... Sept. 22, 1945

Most Fumbles, Season.....50.....1973

Most Fumbles Lost, Season.....31.....1974

PENALTIES

Most Penalties, Game
16.....vs. Utah State..... Sept. 19, 2009
vs. La.-Lafayette..... Aug. 31, 2002
vs. TCU..... Nov. 24, 1990
vs. Texas Tech..... Oct. 4, 1986

Most Penalties, Season.....108.....1995

Most Yards Penalized, Game
167.....vs. Texas Tech..... Sept. 24, 1949
14 penalties

Most Yards Penalized, Season.....895.....1991

Fewest Penalties, Game.....0.....many times
(last vs. Texas Tech, Oct. 3, 1992)

Fewest Penalties, Season.....27.....1937

Fewest Yards Penalized, Season
200.....31 penalties.....1948

Most First Downs
6.....vs. Missouri..... Nov. 16, 2002

OTHER

Most Consecutive
Games Won.....20.....1938-40

SWC Games Won.....26.....1991-95

Big 12 Games Won.....11.....1997-98

Games Unbeaten.....20.....1938-40
(incl. ties) (all wins)

SWC Games Unbeaten.....29.....1991-95
(incl. ties) (all wins)

Home Games Unbeaten.....35.....1989-95
(incl. ties)

Home Games Won.....31.....1990-95

Unbeaten SWC Seasons
10.....1917, 19, 21, 27, 39, 56, 91, 92, 93, 94

Untied, Unbeaten Seasons
3.....1917, 1919, 1939

Unbeaten Seasons (with ties)
3.....1927, 1956, 1994

National Championship Teams.....1.....1939

SWC Titles Won or Shared.....17

Consecutive Shutouts
19.....1918-1920 (SWC record)

Consecutive Games Not Shutout
142.....Sept. 24, 1988-Nov. 6, 1999

Consecutive Games Not Shutout Streak (entering '12)
76.....Nov. 15, 2003-present

Bowl Appearances.....31.....13-18

Bowl Championship Series Appearances
1.....1999 Sugar

Worst Defeat
77-0.....at Oklahoma..... Nov. 8, 2003

Worst Defeat, SWC
52-14.....at Texas..... Nov. 26, 1970

Worst Defeat, Big 12
77-0.....at Oklahoma..... Nov. 8, 2003

Big 12 Titles.....1.....1998

Big 12 South Division Titles
2.....1997, 1998, 2010

DEFENSE

RUSHING

Fewest Rushes Allowed, Game
14.....at Houston..... Nov. 12, 1992

Fewest Rushes Allowed, Season.....272.....1939

Fewest Yards Allowed, Game
-58.....vs. TCU..... Oct. 19, 1974

Fewest Yards Allowed, Season
399.....(9 games).....1940

Lowest Average Allowed
Per Rush, Season.....1.3.....1940

Lowest Average Allowed
Per Game.....41.5.....1939

PASSING

Fewest Completions Allowed, Game
0.....vs. Ellington Field..... Sept. 22, 1945
vs. Oklahoma A&M..... Sept. 25, 1954
vs. Arkansas..... Nov. 3, 1956
vs. Texas..... Nov. 22, 1973
at SMU..... Nov. 9, 1974
vs. Arkansas..... Nov. 16, 1991

Fewest Completions Allowed, Season
33.....(138 att.)..... * 1943

Fewest Yards Allowed, Game
0.....same six opponents as above

Fewest Yards Allowed
Season.....348..... * 1939

Fewest TD Passes Allowed
Season.....0..... * 1957

Lowest Completion Percentage
Allowed.....(33 of 138).....23.9..... * 1943

Lowest Average Allowed
Per Game.....34.8.....1939

Most Interceptions, Game
7.....vs. Utah..... Nov. 14, 1936

Most Interceptions, Season.....27.....1967

* SWC record

QB SACKS

Most Sacks, Season.....56.....1991

Most Sack Yardage, Season.....388.....1991

Most Average Sacks Per Game.....5.1.....1991

TOTAL OFFENSE

Fewest Plays Allowed, Game
38.....vs. Ellington Field..... Sept. 22, 1945

Fewest Plays Allowed, Season.....447..... * 1939

Fewest Avg Yds Allowed, Play
1.71.....(447-763) (NCAA record)..... * 1939

Fewest Yds Allowed, Game
-19.....vs. Ellington Field..... * Sept. 22, 1945

Fewest Yards Allowed, Season.....763..... * 1939

Lowest Average Allowed
Season.....76.3.....1939

Fewest First Downs Allowed, Game
0.....vs. Ellington Field..... Sept. 22, 1945

Fewest First Downs Allowed, Season.....54..... * 1939

* SWC record

PUNTING

Most Punts Forced, Game
17.....at Texas Tech..... * Oct. 2, 1943

Most Punts Forced, Season.....114.....1939

Lowest Average Punt, Game (min. five)
22.1.....TCU (9 for 199)..... Oct. 14, 1944

Lowest Average Punt, Season.....34.4.....1949

Most Punts Blocked, Season.....5.....1941

Lowest Punt Return Average
Allowed, Season:.....1.3.....1973

Fewest Punt Returns
Allowed, Season.....11 (52 punts).....1978

Fewest Punt Return
Yards Allowed, Season.....57 (11 returns).....1978

* SWC record

PUNT RETURNS

Lowest Average Return
Allowed, Season.....1.3.....1973

KICKOFF RETURNS

Lowest Average Return
Allowed, Season:.....13.9.....1955
(12th Man Kickoff Team).....13.1.....1983

SCORING

Fewest Points Allowed, Season.....0.....(eight games)..... * 1919
(10 games)..... * 1919

Shutouts, Season.....10..... * 1919

* SWC record


FUMBLES

Most Fumbles Recovered, Game
7.....vs. Baylor..... Oct. 16, 1982

Most Fumbles Recovered, Season.....29..... * 1952

* SWC record

RECORDS



OPPONENT RECORDS

INDIVIDUAL

Most Rushing Yards

283	Cedric Benson.....	Texas	Nov. 28, 2003
259	Ricky Williams.....	Texas	Nov. 27, 1998
244	Mike Richardson.....	SMU	Nov. 9, 1968

Most Rushing Attempts

44	Ricky Williams.....	Texas	Nov. 27, 1998
39	Mike Richardson.....	SMU	Nov. 9, 1968
39	Troy Davis.....	Iowa State	Oct. 12, 1996

Highest Avg/Carry

17.7	Jim Benglis (6-106).....	LSU	Sept. 18, 1971
------	--------------------------	-----	----------------

Most Completions

49	Kliff Kingsbury.....	Texas Tech	Oct. 5, 2002
----	----------------------	------------	--------------

Most Attempts

66	Seth Doege.....	Texas Tech	Oct. 8, 2011
----	-----------------	------------	--------------

Most Passing Yards

536	Steve Sarkisian.....	BYU	Aug. 24, 1996
-----	----------------------	-----	---------------

Most Touchdown Passes

8	B.J. Symons.....	Texas Tech	Oct. 4, 2003
---	------------------	------------	--------------

Longest Pass Play Yards

90	Ernest Hawkins to Cal Steveson.....	Texas Tech	Sept. 25, 1948
----	-------------------------------------	------------	----------------

Most Consecutive Completions

14	Kliff Kingsbury.....	Texas Tech	Oct. 5, 2002
----	----------------------	------------	--------------

Most Interceptions Thrown

7	Ricky Bridges.....	TCU	Oct. 15, 1966
---	--------------------	-----	---------------

Total Offense Yards

536	Steve Sarkisian.....	BYU	Aug. 24, 1996
(536 pass, 0 run)			

Pass Receptions

15	Chad Mackey.....	Louisiana Tech	Oct. 5, 1996
(177 yds.)			

Receiving Yards

281	Jarius Wright.....	Arkansas	Oct. 1, 2010
(13 receptions)			

TD Receptions

4	Jermaine Gresham.....	Oklahoma	Nov. 3, 2007
3	Lyle Leong.....	Texas Tech	Oct. 30, 2010
3	Terrence Toliver.....	LSU	Jan. 7, 2010
3	Dez Bryant.....	Oklahoma State	Oct. 4, 2008
3	Bear Pascoe.....	Fresno State	Sept. 8, 2007
3	Robert Johnson.....	Texas Tech	Sept. 30, 2006
3	Mark Clayton.....	Oklahoma	Nov. 8, 2003
3	Nehemiah Glover.....	Texas Tech	Oct. 4, 2003
3	Larry Fitzgerald.....	Pittsburgh	Sept. 27, 2003
3	Lawrence Elkins.....	Baylor	Oct. 26, 1963

Most All-Purpose Yards

327	Wes Welker.....	Texas Tech	Oct. 5, 2002
-----	-----------------	------------	--------------

Most Points Scored

30	Collin Klein.....	Kansas State	Nov. 12, 2011
----	-------------------	--------------	---------------

TDs Scored

5	Collin Klein (5 run).....	Kansas State	Nov. 12, 2011
---	---------------------------	--------------	---------------

Most Tackles

31	Putt Choate.....	SMU	Oct. 30, 1976
----	------------------	-----	---------------

Most Interceptions

5	Wear Schoonover.....	Arkansas	Oct. 26, 1929
---	----------------------	----------	---------------

Most INT Return Yards

116	Bill Kosch (2 int.).....	Nebraska	Sept. 25, 1971
-----	--------------------------	----------	----------------

Longest INT Return

95	Bill Kosch.....	Nebraska	Sept. 25, 1971
----	-----------------	----------	----------------

Most Field Goals

5	Kendall Trainor.....	Arkansas	Nov. 12, 1988
---	----------------------	----------	---------------

Longest Field Goal Yards

59	Russell Erxleben.....	Texas	Dec. 2, 1978
----	-----------------------	-------	--------------

Best Punting Avg Yards

53.5	Jeff Ferguson (2 punts).....	Oklahoma	Nov. 11, 2000
------	------------------------------	----------	---------------

Longest Punt

81	Danny Thomas.....	SMU	Nov. 7, 1964
81	Mitch Tyner.....	Clemson	Oct. 6, 1973

Most Punt Returns

10	Doak Walker (138 yds.).....	SMU	Nov. 10, 1945
----	-----------------------------	-----	---------------

Most Punt Return Yds

166	Wes Welker (6 ret.).....	Texas Tech	Oct. 5, 2002
-----	--------------------------	------------	--------------

Longest Punt Return

88	Wes Welker.....	Texas Tech	Oct. 5, 2002
----	-----------------	------------	--------------

Most Kickoff Ret. Yards

171	James Dixon (5 ret.).....	Houston	Oct. 10, 1987
-----	---------------------------	---------	---------------

Longest Kickoff Return Yards

100	Kyle Rote.....	SMU	Nov. 5, 1949
-----	----------------	-----	--------------

Most Tandem Yards

293	Mike Richardson.....	SMU	Nov. 9, 1968
(244r, 49 r)			

TEXAS A&M WINNING STREAKS

WINNING STREAKS

GM	YEARS	ENDED BY	SCORE
20	1938-40	Texas	0- 7
14	1956-57	Rice	6- 7
13	1917-18	Texas	0- 7
12	1992	Notre Dame	3-28
12	1919-20	LSU	0- 0
10	1998	Texas	24-26
10	1909-10	Arkansas	0- 5
10	1975	Arkansas	6-31
10	1976-77	Michigan	3-41
9	1911-12	Kansas State	10-13
9	1914-15	Rice	0- 7
9	1940-41	Texas	0-23
9	1991	Florida State	2-10
9	1993	Notre Dame	21-24

UNBEATEN STREAKS

GM	W	T	YEARS	ENDED BY	SCORE
19	17	2	1918-20	Texas	3- 7
18	17	1	1956-57	Rice	6- 7
13	12	1	1994-95	Colorado	21-29
12	12	0	1992	Notre Dame	3-28
12	10	2	1902-03	Oklahoma	0- 6
12	11	1	1927-28	Centenary	0- 6
10	10	0	1998	Texas	24-26
9	9	0	1993	Notre Dame	21-24
9	9	0	1991	Florida State	2-10
9	8	1	1942-43	Texas	13-27

UNBEATEN STREAKS (REGULAR SEASON ONLY)

GM	W	T	YEARS	ENDED BY	SCORE
23	23	0	1991-93	Oklahoma	14-44
19	19	0	1938-40	Texas	0- 7
19	17	2	1918-20	Texas	3- 7
18	17	1	1956-57	Rice	6- 7
13	12	1	1994-95	Colorado	21-29
12	12	0	1992	Notre Dame	3-28
12	11	1	1927-28	Centenary	0- 6
12	10	2	1902-03	Oklahoma	0- 6

WINNING STREAKS IN BIG 12 PLAY (REGULAR SEASON ONLY)

GM	YEARS	ENDED BY	SCORE
11	1997-98	Texas	24-26
6	2010-11	Oklahoma State	29-30

WINNING STREAKS IN SWC PLAY

GM	YEARS	ENDED BY	SCORE
26	1991-94	SMU	21-21
12	1938-40	Texas	0- 7
10	1956-57	Rice	6- 7
10	1976-77	Arkansas	20-26
10	1985-86	Arkansas	10-14
10	1987-88	Arkansas	20-25

UNBEATEN STREAKS IN SWC PLAY

GM	W	T	YEARS	ENDED BY	SCORE
29	28	1	1991-95	Texas Tech	7-14
15	12	3	1919-22	Arkansas	7-13

WINNING STREAKS (NON-CONFERENCE)

GM	YEARS	ENDED BY	SCORE
9	1914-15	Rice	0- 7
9	1911-12	Kansas State	10-13
8	1910-11	Texas	0- 6
7	1907	Texas	6-11
7	1904-05	Transylvania, Ky.	6-29

UNBEATEN STREAKS (NON-CONFERENCE)

GM	W	T	YEARS	ENDED BY	SCORE
12	11	1	1909-10	Arkansas	0- 5
12	10	2	1902-03	Oklahoma	0- 6

TEAM

Most Total Yards.....	669.....	Texas Tech	Oct. 4, 2003
(64 rush, 605 pass)			

Most Total Play.....	105.....	Texas Tech	Oct. 8, 2011
(39 r, 66 p, 523 y)			

Most Rushing Yards.....	393.....	Texas	Nov. 28, 2003
-------------------------	----------	-------	---------------

Most Rushes.....	79.....	Texas	Nov. 22, 1973
------------------	---------	-------	---------------

Most Passing Yards.....	605.....	Texas Tech	Oct. 4, 2003
-------------------------	----------	------------	--------------

Most Pass Completions.....	49.....	Texas Tech	Oct. 5, 2002
----------------------------	---------	------------	--------------

Most Pass Attempts.....	68.....	Louisiana Tech	Sept. 4, 1999
-------------------------	---------	----------------	---------------

Most Field Goals.....	5.....	Arkansas	Nov. 12, 1988
-----------------------	--------	----------	---------------

Most Fumbles Lost.....	7.....	Baylor	Oct. 16, 1982
------------------------	--------	--------	---------------

Most Penalties.....	16.....	Baylor	Oct. 24, 1959
---------------------	---------	--------	---------------

Fewest Penalties.....	0.....	Houston	Oct. 10, 1981
-----------------------	--------	---------	---------------

ANNUAL TEAM STATISTICS

TOTAL OFFENSE

YEAR	POINTS	GAMES	AVG
2011	* 6,373	13	* 490.2
2010	5,744	13	441.8
2009	6,055	13	465.8
2008	4,091	12	340.9
2007	5,161	13	397.0
2006	5,166	13	397.4
2005	4,865	11	442.3
2004	5,141	12	428.4
2003	4,678	12	389.8
2002	4,634	12	386.1
2001	3,363	11	305.7
2000	4,198	11	381.6
1999	4,115	11	374.0
1998	4,056	13	312.0
1997	4,497	12	374.8
1996	4,854	12	404.5
1995	4,143	11	376.6
1994	3,962	11	360.2
1993	4,409	11	400.8
1992	4,627	12	385.6
1991	4,804	11	436.7
1990	5,653	12	471.1
1989	4,128	11	375.3
1988	4,484	12	373.7
1987	3,719	11	338.1
1986	4,842	11	440.2
1985	4,612	11	419.3
1984	3,463	11	314.8
1983	3,400	11	309.1
1982	3,638	11	330.7
1981	4,243	11	385.7
1980	3,450	11	313.6
1979	3,567	11	324.3
1978	4,296	11	390.6
1977	4,178	11	379.8
1976	4,108	11	373.5
1975	3,670	11	333.6
1974	3,628	11	329.8
1973	4,064	11	369.5
1972	3,038	11	276.2
1971	2,708	11	246.2
1970	3,106	11	282.4
1969	2,774	10	277.4
1968	3,525	10	352.5
1967	2,701	10	270.1
1966	2,594	10	259.4
1965	1,950	10	195.0
1964	1,946	10	194.6
1963	1,817	10	181.7
1962	2,057	10	205.7
1961	2,416	10	241.6
1960	2,091	10	209.1
1959	2,163	10	216.3
1958	2,495	10	249.5
1957	2,760	10	276.0
1956	3,207	10	320.7
1955	2,605	10	260.5
1954	1,392	10	139.2
1953	2,565	10	256.5
1952	2,734	10	273.4
1951	3,470	10	347.0
1950	4,044	10	404.4

* denotes modern school record

RUSHING OFFENSE

YEAR	POINTS	GAMES	AVG
2011	2,589	13	199.2
2010	2,145	13	165.0
2009	2,394	13	184.2
2008	1,062	12	88.5
2007	2,751	13	211.6
2006	2,689	13	206.8
2005	2,584	11	234.9
2004	2,007	12	167.2
2003	2,127	12	177.2
2002	1,418	12	118.2
2001	1,254	11	114.0
2000	1,610	11	146.4
1999	1,602	11	145.6
1998	1,985	13	152.7
1997	2,465	12	205.4
1996	2,764	12	230.3
1995	1,936	11	176.0
1994	1,892	11	172.0
1993	2,577	11	234.3
1992	2,734	12	227.8
1991	2,850	11	259.1
1990	* 3,829	12	* 319.1
1989	2,199	11	199.9
1988	3,102	12	258.5
1987	2,551	11	231.9
1986	2,151	11	195.5
1985	2,328	11	211.6
1984	1,742	11	158.4
1983	1,347	11	122.5
1982	1,419	11	129.0
1981	2,345	11	213.2
1980	2,078	11	188.9
1979	2,439	11	221.7
1978	2,998	11	272.6
1977	3,304	11	300.4
1976	3,007	11	273.4
1975	3,114	11	283.1
1974	2,942	11	267.5
1973	2,920	11	265.5
1972	1,866	11	169.6
1971	1,687	11	153.4
1970	1,196	11	108.7
1969	1,493	10	149.3
1968	1,188	10	118.8
1967	1,063	10	106.3
1966	955	10	95.5
1965	731	10	73.1
1964	827	10	82.7
1963	957	10	95.7
1962	1,442	10	144.2
1961	1,627	10	162.7
1960	1,755	10	175.5
1959	1,305	10	130.5
1958	954	10	95.4
1957	2,223	10	222.3
1956	2,638	10	263.8
1955	2,123	10	212.3
1954	1,084	10	108.4
1953	1,437	10	143.7
1952	1,609	10	160.9
1951	2,345	10	234.5
1950	2,986	10	298.6

* denotes modern school record

PASSING OFFENSE

YEAR	POINTS	GAMES	AVG
2011	* 3,784	13	* 291.1
2010	3,599	13	276.8
2009	3,661	13	281.6
2008	3,029	12	252.4
2007	2,410	13	185.4
2006	2,477	13	190.5
2005	2,281	11	207.4
2004	3,134	12	261.2
2003	2,551	12	212.6
2002	3,216	12	268.0
2001	2,109	11	191.7
2000	2,588	11	235.3
1999	2,513	11	228.5
1998	2,071	13	159.3
1997	2,032	12	169.3
1996	2,090	12	174.2
1995	2,207	11	200.6
1994	2,070	11	188.2
1993	1,832	11	166.5
1992	1,893	12	157.8
1991	1,954	11	177.6
1990	1,824	12	152.0
1989	1,929	11	175.4
1988	1,382	12	115.2
1987	1,168	11	106.2
1986	2,691	11	244.6
1985	2,284	11	207.6
1984	1,721	11	156.5
1983	2,053	11	186.6
1982	2,219	11	201.7
1981	1,898	11	172.5
1980	1,362	11	123.8
1979	1,128	11	102.6
1978	1,298	11	118.0
1977	874	11	79.5
1976	1,101	11	100.1
1975	556	11	50.5
1974	686	11	62.4
1973	1,144	11	104.4
1972	1,172	11	106.5
1971	1,021	11	92.8
1970	1,910	11	173.6
1969	1,281	10	128.1
1968	2,337	10	233.7
1967	1,638	10	163.8
1966	1,639	10	163.9
1965	1,219	10	121.9
1964	1,119	10	111.9
1963	860	10	86.0
1962	615	10	61.5
1961	789	10	78.9
1960	336	10	33.6
1959	858	10	85.8
1958	1,514	10	151.4
1957	537	10	53.7
1956	569	10	56.9
1955	482	10	48.2
1954	308	10	30.8
1953	1,128	10	112.8
1952	1,125	10	112.5
1951	1,125	10	112.5
1950	1,058	10	105.8

* denotes modern school record

SCORING OFFENSE

YEAR	POINTS	GAMES	AVG
2011	* 508	13	* 39.1
2010	406	13	31.2
2009	427	13	32.8
2008	300	12	25.0
2007	363	13	27.9
2006	362	13	27.8
2005	352	11	32.0
2004	341	12	28.4
2003	304	12	25.5
2002	345	12	28.7
2001	220	11	20.0
2000	307	11	27.9
1999	318	11	28.9
1998	321	13	24.7
1997	422	12	35.2
1996	351	12	29.3
1995	305	11	27.7
1994	319	11	29.0
1993	404	11	36.7
1992	349	12	29.1
1991	402	11	36.6
1990	400	12	33.3
1989	315	11	28.6
1988	293	12	24.4
1987	278	11	25.3
1986	360	11	32.7
1985	339	11	30.8
1984	245	11	22.3
1983	218	11	19.8
1982	286	11	26.0
1981	247	11	22.5
1980	160	11	14.6
1979	243	11	22.1
1978	263	11	23.9
1977	322	11	29.3
1976	327	11	29.7
1975	265	11	24.1
1974	222	11	20.2
1973	292	11	26.5
1972	165	11	15.0
1971	144	11	13.1
1970	170	10	17.0
1969	116	10	11.6
1968	196	10	19.6
1967	191	10	19.1
1966	145	10	14.5
1965	80	10	8.0
1964	88	10	8.8
1963	90	10	9.0
1962	61	10	6.1
1961	184	10	18.4
1960	73	10	7.3
1959	87	10	8.7
1958	124	10	12.4
1957	158	10	15.8
1956	223	10	22.3
1955	160	10	16.0
1954	106	10	10.6
1953	128	10	12.8
1952	213	10	21.3
1951	213	10	21.3
1950	344	10	34.4

* denotes modern school record

TOTAL DEFENSE

YEAR	YARDS	GAMES	AVG
2011	4,916	13	378.2
2010	4,736	13	364.3
2009	5,542	13	426.3
2008	5,543	12	461.9
2007	5,405	13	415.8
2006	4,194	13	322.6
2005	4,882	11	443.8
2004	4,641	12	386.8
2003	5,178	12	431.5
2002	4,061	12	338.4
2001	3,234	11	294.0
2000	3,538	11	321.6
1999	3,310	11	300.9
1998	3,761	13	289.3
1997	3,781	12	315.1
1996	3,944	12	328.7
1995	2,835	11	257.7
1994	2,920	11	265.5
1993	2,724	11	247.6
1992	3,642	12	303.5
1991	2,446	11	222.4
1990	3,625	12	302.1
1989	3,230	11	293.6
1988	3,372	11	281.0
1987	2,692	11	244.7
1986	2,835	11	257.7
1985	3,101	11	281.9
1984	3,488	11	317.1
1983	3,368	11	306.2
1982	4,433	11	403.0
1981	3,587	11	326.1
1980	3,744	11	340.4
1979	2,991	11	271.9
1978	2,631	11	239.2
1977	3,611	11	328.3
1976	2,356	11	214.2
1975	* 2,022	11	* 183.8
1974	2,272	11	206.5
1973	2,877	11	261.5
1972	3,283	11	298.5
1971	3,273	11	297.5
1970	4,059	11	369.0
1969	3,136	11	285.1
1968	3,775	10	377.5
1967	3,400	10	340.0
1966	3,221	10	322.1
1965	3,234	10	323.4
1964	2,558	10	255.8
1963	2,557	10	255.7
1962	2,677	10	267.7
1961	2,408	10	240.8
1960	2,396	10	239.6
1959	2,896	10	289.6
1958	2,796	10	279.6
1957	2,215	10	221.5
1956	2,088	10	208.8
1955	2,376	10	237.6
1954	2,616	10	261.6
1953	2,663	10	266.3
1952	2,065	10	206.5
1951	3,171	10	317.1
1950	3,641	10	364.1

* denotes modern school record

RUSHING DEFENSE

YEAR	YARDS	GAMES	AVG
2011	1,324	13	101.8
2010	1,692	13	130.2
2009	2,231	13	171.6
2008	2,631	12	219.2
2007	2,092	13	160.9
2006	1,717	13	132.1
2005	1,531	11	139.2
2004	1,710	12	142.5
2003	2,701	12	225.1
2002	1,571	12	130.9
2001	1,247	11	113.4
2000	1,169	11	106.3
1999	1,259	11	114.3
1998	1,582	13	121.7
1997	1,977	12	164.8
1996	1,256	12	104.7
1995	1,164	11	105.8
1994	1,016	11	92.4
1993	1,385	11	125.9
1992	1,412	12	117.7
1991	946	11	86.0
1990	1,903	12	158.6
1989	1,224	11	111.3
1988	1,456	11	121.3
1987	1,203	11	109.4
1986	1,222	11	111.1
1985	1,640	11	149.1
1984	1,673	11	160.3
1983	1,966	11	178.7
1982	2,251	11	204.6
1981	1,817	11	130.3
1980	2,190	11	199.1
1979	1,700	11	154.6
1978	1,264	11	114.9
1977	1,865	11	169.6
1976	1,064	11	96.7
1975	* 883	11	* 80.3
1974	1,521	11	138.3
1973	2,033	11	184.8
1972	1,812	11	164.7
1971	1,838	11	167.1
1970	2,592	11	235.6
1969	1,807	11	164.3
1968	2,024	10	202.4
1967	1,709	10	170.9
1966	2,012	10	201.2
1965	1,805	10	180.5
1964	1,393	10	139.3
1963	1,501	10	150.1
1962	1,501	10	150.1
1961	1,421	10	142.1
1960	1,761	10	176.1
1959	1,949	10	194.9
1958	1,906	10	190.6
1957	1,681	10	168.1
1956	1,302	10	130.2
1955	1,629	10	162.9
1954	1,997	10	199.7
1953	1,735	10	173.5
1952	1,488	10	148.8
1951	2,278	10	227.8
1950	1,928	10	192.8

* denotes modern school record

PASSING DEFENSE

YEAR	YARDS	GAMES	AVG
2011	3,592	13	276.3
2010	3,044	13	234.2
2009	3,311	13	254.7
2008	2,912	12	242.7
2007	3,313	13	254.8
2006	2,477	13	190.5
2005	3,351	11	304.6
2004	2,931	12	244.2
2003	2,477	12	206.4
2002	2,490	12	207.5
2001	1,987	11	180.6
2000	2,369	11	215.4
1999	2,053	11	186.6
1998	2,179	13	167.6
1997	1,804	12	150.3
1996	2,688	12	224.0
1995	1,617	11	151.9
1994	1,904	11	173.1
1993	1,339	11	121.7
1992	2,230	12	185.8
1991	1,500	11	136.4
1990	1,722	12	143.5
1989	2,006	11	182.4
1988	1,916	11	159.7
1987	1,489	11	135.4
1986	1,613	11	146.6
1985	1,461	11	132.8
1984	1,725	11	156.8
1983	1,402	11	127.5
1982	2,182	11	198.3
1981	2,154	11	195.8
1980	1,554	11	141.3
1979	1,291	11	117.4
1978	1,367	11	124.3
1977	1,746	11	158.7
1976	1,292	11	117.5
1975	1,139	11	103.5
1974	751	11	68.3
1973	844	11	76.7
1972	1,471	11	133.7
1971	1,435	11	130.5
1970	1,467	11	133.4
1969	1,329	11	120.8
1968	1,651	10	165.1
1967	1,691	10	169.1
1966	1,229	10	122.9
1965	1,429	10	142.9
1964	1,165	10	116.5
1963	1,056	10	105.6
1962	1,176	10	117.6
1961	987	10	98.7
1960	635	10	63.5
1959	947	10	94.7
1958	890	10	89.0
1957	* 534	10	* 53.4
1956	786	10	78.6
1955	746	10	74.6
1954	619	10	61.9
1953	928	10	92.8
1952	728	10	72.8
1951	893	10	89.3
1950	1,713	10	171.3

* denotes modern school record

SCORING DEFENSE

YEAR	POINTS	GAMES	AVG
2011	366	13	28.2
2010	285	13	21.9
2009	436	13	33.5
2008	449	12	37.4
2007	337	13	25.9
2006	267	13	20.5
2005	343	11	31.2
2004	291	12	24.2
2003	465	12	38.8
2002	280	12	23.3
2001	204	11	18.5
2000	196	11	17.8
1999	208	11	18.9
1998	190	13	14.6
1997	207	12	17.3
1996	257	12	21.4
1995	148	11	13.5
1994	147	11	13.4
1993	119	11	10.8
1992	168	12	14.0
1991	144	11	13.1
1990	218	12	18.2
1989	161	11	14.6
1988	253	11	21.1
1987	158	11	14.4
1986	187	11	17.0
1985	180	11	16.4
1984	217	11	19.7
1983	174	11	15.8
1982	314	11	28.5
1981	187	11	17.0
1980	259	11	23.6
1979	159	11	14.5
1978	171	11	15.6
1977	257	11	23.4
1976	126	11	11.5
1975	104	11	9.5
1974	131	11	11.9
1973	231	11	21.0
1972	243	11	22.1
1971	212	11	19.3
1970	304	11	27.6
1969	192	11	17.5
1968	184	10	18.4
1967	138	10	13.8
1966	183	10	18.3
1965	170	10	17.0
1964	162	10	16.2
1963	153	10	15.3
1962	155	10	15.5
1961	118	10	11.8
1960	117	10	11.7
1959	141	10	14.1
1958	217	10	21.7
1957	* 47	10	* 4.7
1956	81	10	8.1
1955	65	10	6.5
1954	177	10	17.7
1953	186	10	18.6
1952	187	10	18.7
1951	179	10	17.9
1950	206	10	20.6

* denotes modern school record

The 1917 and 1919 teams held opponents scoreless.

A&M IN THE NCAA RANKINGS

NCAA LEADERS

TOTAL DEFENSEyards allowed per game
1939 76.3
1975 183.8
1991 222.4
RUSHING DEFENSEyards allowed per game
1939 41.5
1940 44.3
1975 80.3
PUNT RETURNSaverage yards per return
1950 17.6
1993 17.9
KICKOFF RETURNSaverage yards per return
1993 31.2
1994 27.8
PUNTINGnet average yards per punt
1999 42.7
QB SACKStotal per game
2011 3.92

OFFENSE IN NCAA TOP 10 RANKINGS

YEAR	CATEGORY	STAT	RK
2011	TOTAL OFFENSE	490.2	7
	SACKS ALLOWED	0.69	4
	PUNT RETURNS	13.6	10
2009	TOTAL OFFENSE	465.8	5




DEFENSE IN NCAA TOP 10 RANKINGS

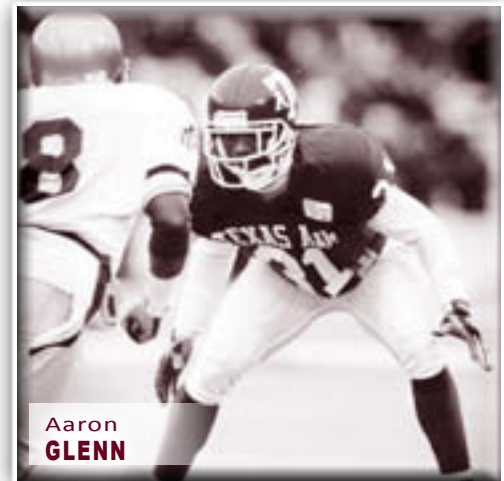
YEAR	CATEGORY	STAT	RK
2011	QB SACKS	3.91	1
	TACKLES FOR LOSS	8.0	3
2001	TOTAL DEFENSE	294.0	10
	PASS EFFICIENCY	99.7	9
2000	SCORING	17.8	10
1998	TOTAL DEFENSE	214.8	10
	SCORING	14.6	10
	TURNOVER MARGIN	+1.2	7
1995	TOTAL DEFENSE	257.7	3
	PASS EFFICIENCY	88.4	2
	SCORING	13.5	3
	RUSHING	105.8	8
1994	SCORING	13.4	4
	TOTAL DEFENSE	265.5	5
	RUSHING	92.4	6
1993	PASS EFFICIENCY	74.9	1
	TOTAL DEFENSE	247.6	3
	SCORING	10.8	2
	TURNOVER MARGIN	+1.2	4

YEAR	CATEGORY	STAT	RK
1992	SCORING	14.0	9
1991	TOTAL DEFENSE	222.4	1
	PASSING	136.4	1
	SCORING	13.1	7
	RUSHING	86.0	4
1987	TOTAL DEFENSE	244.7	7
	PASSING	135.4	9
1985	TOTAL DEFENSE	281.9	8
1983	PASSING	127.5	5
1978	TOTAL DEFENSE	239.1	6
1976	TOTAL DEFENSE	214.2	4
	RUSHING	96.7	2
1975	TOTAL DEFENSE	183.8	1
	RUSHING	80.3	1
	SCORING	9.5	5
1974	SCORING	11.9	11
	TOTAL DEFENSE	206.5	2
	PASSING	68.3	2
1973	PASSING	76.7	5

YEAR	CATEGORY	STAT	RK
1957	SCORING	4.7	2
	PASSING	53.4	10
1956	TOTAL DEFENSE	208.8	8
	RUSHING	130.2	6
1945	PASSING	44.6	3
1944	TOTAL DEFENSE	159.5	10
	RUSHING	76.7	5
1943	SCORING	5.1	4
	TOTAL DEFENSE	130.9	4
	PASSING	45.2	2
1940	RUSHING	44.3	1
	SCORING	3.8	4
1939	SCORING	1.8	1
	TOTAL DEFENSE	76.3	1
	RUSHING	41.5	1
	PASSING	34.8	2
1919	SCORING	0.0	1
1917	SCORING	0.0	1



Von MILLER



Aaron GLENN

RUSHING

YEAR	PLAYER	YARDS	RK
1950	Bob Smith	1,302	3
1988	Darren Lewis	1,692	2
1990	Darren Lewis	1,691	3

PASSING

YEAR	PLAYER	ATT/COMP/INT	YDS	RK
1941	Derace Moser	67-166-19	912	5
1943	Babe Hallmark	48-120-14	719	7
1944	Jim Cashion	59-113-13	852	3
1982	Gary Kubiak	181-324-11	1,948	8
2009	Jerrold Johnson	296-497-8	3,579	8

TOTAL OFFENSE

YEAR	PLAYER	YARDS	RK
1941	Derace Moser	1,250	8
1943	Babe Hallmark	1,080	5
1958	Charles Millstead	1,332	4
2004	Reggie McNeal	3,509	7
2009	Jerrold Johnson	4,085	3

POINTS RESPONSIBLE FOR

YEAR	PLAYER	PPG	RK
2009	Jerrold Johnson	17.85	4

RECEIVING

YEAR	PLAYER	REC-YDS	RK
1942	Bill Rogers	39-432	1
1943	Marion Flanagan	23-403	2
1944	Clarence Howell	24-394	4
1958	John Tracey	37-466	4
1965	Dude McLean	60-835	6
1986	Rod Bernstine	65-710	9

SACKS

YEAR	PLAYER	SACKS	RANK
2009	Von Miller	17	1

TACKLES FOR LOSS

YEAR	PLAYER	TFL-YDS	RANK
2009	Von Miller	21.5-125	5
2011	Damontre Moore	117.5-70	T-10

PUNT RETURNS

YEAR	PLAYER	PR-AVG	RK
1943	Marion Flanagan	49-475	1
1972	Carl Roaches	19-15.1	4
1991	Kevin Smith	19-14.5	7
1993	Aaron Glenn	17-19.9	1
2011	Dustin Harris	18-18.6	1

KICKOFF RETURNS

YEAR	PLAYER	KR-AVG	RK
1948	Bob Goode	16-40.7	5
1993	Leeland McElroy	15-39.3	1
2010	Coryell Judie	20-30.3	6

FIELD GOALS

YEAR	PLAYER	FG-ATT	PCT	RK
1996	Kyle Bryant	18-23	.783	10
1997	Kyle Bryant	18-22	.818	7
2011	Randy Bullock	29-33	.879	1

PUNTING

YEAR	PLAYER	AVG	RK
1942	Barney Welch	41.3	6
1944	Bobby Goff	40.3	5
1965	Phil Scoggin	43.6	4
1967	Steve O'Neal	42.0	8
1974	Mark Stanley	42.0	9
1992	David Davis	43.8	9
1995	Sean Terry	43.3	9
1997	Shane Lechler	47.0	3
1999	Shane Lechler	46.5	3
2002	Cody Scates	43.8	7
2006	Justin Brantly	44.3	10
2008	Justin Brantly	45.7	3

SCORING

YEAR	PLAYER	PTS	RK
1927	Joel Hunt	128	1
1939	John Kimbrough	60	5
1945	Bob Goode	66	9
1956	John David Crow	60	11
1976	George Woodard	102	8
1986	Scott Slater	100	4
1992	Greg Hill	102	5
1995	Leeland McElroy	96	6
2006	Jorvorskie Lane	114	6
2011	Randy Bullock	142	7

YEAR-BY-YEAR TEAM RECORD

Overall (117 seasons): 681-450-48

Year	Overall W- L	Conf W- L	Conf Finish	Bowl	Final Rank*	Coach
1894	1-1					F.D. Perkins
1895				did not field team		
1896	2-0-1					A.M. Soule, H.W. South
1897	1-2					C.W. Taylor
1898	4-2					H.W. Williams
1899	4-2					W.A. Murray
1900	2-2-1					W.A. Murray
1901	1-4					W.A. Murray
1902	7-0-2					J.E. Platt
1903	7-3-1					J.E. Platt
1904	4-2					J.E. Platt
1905	7-2					W.E. Bachman
1906	6-1					W.E. Bachman
1907	6-1-1					L.L. Larson
1908	3-5					N.A. Merriam
1909	7-0-1					C.B. Moran
1910	8-1					C.B. Moran
1911	6-1					C.B. Moran
1912	8-1					C.B. Moran
1913	3-4-2					C.B. Moran
1914	6-1-1					C.B. Moran
SOUTHWEST CONFERENCE ERA (1915-1995)						
1915	6-2	1-1	t-4th			E.H. Harlan
1916	6-3	2-1	t-3rd			E.H. Harlan
1917	8-0	2-0	1st			D.X. Bible
1918	6-1	1-1	t-3rd			D.V. Graves
1919	10-0	4-0	1st			D.X. Bible
1920	6-1-1	5-1	3rd			D.X. Bible
1921	6-1-2	3-0-2	1st	Dixie Classic		D.X. Bible
1922	5-4	2-2	t-3rd			D.X. Bible
1923	5-3-1	0-3-1	8th			D.X. Bible
1924	7-2-1	2-2-1	4th			D.X. Bible
1925	7-1-1	4-1	1st			D.X. Bible
1926	5-3-1	1-3-1	6th			D.X. Bible
1927	8-0-1	4-0-1	1st			D.X. Bible
1928	5-4-1	1-3-1	5th			D.X. Bible
1929	5-4	2-3	6th			Matty Bell
1930	2-7	0-5	7th			Matty Bell
1931	7-3	3-2	3rd			Matty Bell
1932	4-4-2	1-2-2	4th			Matty Bell
1933	6-3-1	2-2-1	4th			Matty Bell
1934	2-7-2	1-4-1	6th			Homer Norton
1935	3-7	1-5	7th			Homer Norton
1936	8-3-1	3-2-1	t-3rd			Homer Norton
1937	5-2-2	2-2-2	5th			Homer Norton
1938	4-4-1	2-3-1	5th			Homer Norton
1939	11-0	6-0	1st	Sugar	1 st	Homer Norton
1940	9-1	5-1	t-1st	Cotton	6 th	Homer Norton
1941	9-2	5-1	1st	Cotton	9 th	Homer Norton
1942	4-5-1	2-3-1	5th			Homer Norton
1943	7-2-1	4-1	2nd	Orange		Homer Norton
1944	7-4	2-3	t-4th			Homer Norton
1945	6-4	3-3	t-3rd			Homer Norton
1946	4-6	3-3	4th			Homer Norton
1947	3-6-1	1-4-1	t-5th			Homer Norton
1948	0-9-1	0-5-1	7th			Harry Stiteler
1949	1-8-1	0-5-1	7th			Harry Stiteler
1950	7-4	3-3	t-3rd	Presidential Cup		Harry Stiteler
1951	5-3-2	1-3-2	5th			Raymond George
1952	3-6-1	1-4-1	6th			Raymond George

Year	Overall W- L	Conf W- L	Conf Finish	Bowl	Final Rank*	Coach
1953	4-5-1	1-5	t-6th			Raymond George
1954	1-9	0-6	7th			Paul "Bear" Bryant
1955	7-2-1	4-1-1	2nd		14 th	Paul "Bear" Bryant
1956	9-0-1	6-0	1st		5 th	Paul "Bear" Bryant
1957	8-3	4-2	3rd	Gator	9 th	Paul "Bear" Bryant
1958	4-6	2-4	t-5th			Jim Myers
1959	3-7	0-6	7th			Jim Myers
1960	1-6-3	0-4-3	7th			Jim Myers
1961	4-5-1	3-4	4th			Jim Myers
1962	3-7	3-4	t-4th			Hank Foldberg
1963	2-7-1	1-5-1	8th			Hank Foldberg
1964	1-9	1-6	7th			Hank Foldberg
1965	3-7	1-6	t-7th			Gene Stallings
1966	4-5-1	4-3	4th			Gene Stallings
1967	7-4	6-1	1st	Cotton		Gene Stallings
1968	3-7	2-5	t-6th			Gene Stallings
1969	3-7	2-5	t-6th			Gene Stallings
1970	2-9	0-7	8th			Gene Stallings
1971	5-6	4-3	4th			Gene Stallings
1972	3-8	2-5	t-7th			Emory Bellard
1973	5-6	3-4	6th			Emory Bellard
1974	8-3	5-2	t-2nd		15 th	Emory Bellard
1975	10-2	6-1	t-1st	Liberty	11 th	Emory Bellard
1976	10-2	6-2	3rd	Sun	7 th	Emory Bellard
1977	8-4	6-2	3rd	Bluebonnet		Emory Bellard
1978	8-4	4-4	5th	Hall of Fame	18 th	Emory Bellard, Tom Wilson
1979	6-5	4-4	5th			Tom Wilson
1980	4-7	3-5	6th			Tom Wilson
1981	7-5	4-4	5th	Independence		Tom Wilson
1982	5-6	3-5	t-6th			Jackie Sherrill
1983	5-5-1	4-3-1	t-3rd			Jackie Sherrill
1984	6-5	3-5	7th			Jackie Sherrill
1985	10-2	7-1	1st	Cotton	6 th	Jackie Sherrill
1986	9-3	7-1	1st	Cotton	12 th	Jackie Sherrill
1987	10-2	6-1	1st	Cotton	9 th	Jackie Sherrill
1988	7-5	6-1	2nd			Jackie Sherrill
1989	8-4	6-2	t-2nd	Hancock	20 th	R.C. Slocum
1990	9-3-1	5-2-1	t-2nd	Holiday	13 th	R.C. Slocum
1991	10-2	8-0	1st	Cotton	12 th	R.C. Slocum
1992	12-1	7-0	1st	Cotton	7 th	R.C. Slocum
1993	10-2	7-0	1st	Cotton	8 th	R.C. Slocum
1994	10-0-1	6-0-1	ineligible		8 th	R.C. Slocum
1995	9-3	5-2	t-2nd	Alamo	15 th	R.C. Slocum
BIG 12 CONFERENCE ERA (1996-2011)						
1996	6-6	4-4	3rd (s)			R.C. Slocum
1997	9-4	6-2	1st (s)	Cotton	20 th	R.C. Slocum
1998	11-3	7-1	1st	Sugar	11 th	R.C. Slocum
1999	8-4	5-3	t-2nd (s)	Alamo	23 rd	R.C. Slocum
2000	7-5	5-3	3rd (s)	Independence		R.C. Slocum
2001	8-4	4-4	t-3rd (s)	Galleryfurniture.com		R.C. Slocum
2002	6-6	3-5	5th (s)			R.C. Slocum
2003	4-8	2-6	5th (s)			Dennis Franchione
2004	7-5	5-3	3rd (s)	Cotton		Dennis Franchione
2005	5-6	3-5	4th (s)			Dennis Franchione
2006	9-4	5-3	3rd (s)	Holiday		Dennis Franchione
2007	7-6	4-4	t-4th (s)	Alamo		Dennis Franchione
2008	4-8	2-6	t-5th (s)			Mike Sherman
2009	6-7	3-5	5th (s)	Independence		Mike Sherman
2010	9-4	6-2	t-1st (s)	Cotton	17 th	Mike Sherman
2011	7-6	4-5	t-6th	Texas		Mike Sherman

*Conference Championships Highlighted

YEAR-BY-YEAR RESULTS

► 1894 1-1 Coach F. D. Perkins

OPPONENT	W/L	SCORES	RECORD
at Texas	L	0 38	0-1
Galveston Ball HS	W	14 6	1-1

► 1895 no team

► 1896 2-0-1 Coach A. M. Soule / H.W. South

OPPONENT	W/L/T	SCORES	RECORD
Galveston Ball HS	T	0 0	0-0-1
Austin College	W	22 4	1-0-1
Houston HS	W	28 0	2-0-1

► 1897 1-2 Coach C. W. Taylor

OPPONENT	W/L	SCORES	RECORD
Houston HS	L	0 10	0-1
TCU	L	6 30	0-2
Austin College	W	4 0	1-2

► 1898 4-2 Coach H. W. Williams

OPPONENT	W/L	SCORES	RECORD
HOUSTON HS	W	51 0	1-0
at Texas	L	0 48	1-1
HOUSTON HS	L	0 6	1-2
^ at TCU	W	16 0	2-2
AUSTIN COLLEGE	W	22 6	3-2
FORT WORTH UNIV.	W	28 0	4-2

[^] Waco, Texas.

► 1899 4-2 Coach W. A. Murray

OPPONENT	W/L	SCORES	RECORD
HOUSTON HS	W	43 0	1-0
SEWANEE	L	0 10	1-1
TULANE	W	22 0	2-1
LSU	W	52 0	3-1
BAYLOR	W	33 0	4-1
[^] vs Texas	L	0 6	4-2

[^] at San Antonio, Texas.

► 1900 2-2-1 Coach W. A. Murray

OPPONENT	W/L/T	SCORES	RECORD
KANSAS CITY MEDICS	T	6 6	0-0-1
[^] vs Texas	L	0 5	0-1-1
at Texas	L	0 11	0-2-1
WAXAHACHIE ATH. CLUB	W	11 0	1-2-1
HENRY COLLEGE	W	44 0	2-2-1

[^] at San Antonio, Texas.

► 1901 1-4 Coach W. A. Murray

OPPONENT	W/L	SCORES	RECORD
BAYLOR	W	6 0	1-0
BAYLOR	L	6 17	1-1
[^] vs Texas	L	0 17	1-2
at Texas	L	0 32	1-3
BAYLOR	L	0 46	1-4

[^] at San Antonio, Texas.

► 1902 7-0-2 Coach J. E. Platt

OPPONENT	W/L/T	SCORES	RECORD
St. Edwards	W	11 0	1-0
Trinity	T	0 0	1-0-1
BAYLOR	W	11 6	2-0-1
BAYLOR	W	22 0	3-0-1
[^] vs Texas	T	0 0	3-0-2
TULANE	W	17 5	4-0-2
[^] at TCU	W	22 0	5-0-2
TRINITY	W	34 0	6-0-2
at Texas	W	11 0	7-0-2

[^] at San Antonio, Texas. [^] Waco, Texas.

► 1903 7-3-1 Coach J. E. Platt

OPPONENT	W/L/T	SCORES	RECORD
TRINITY	W	16 0	1-0
[^] at TCU	W	11 0	2-0
ARKANSAS	W	6 0	3-0
OKLAHOMA	L	0 6	3-1
BAYLOR	T	0 0	3-1-1
BAYLOR	W	18 0	4-1-1
TCU	W	16 0	5-1-1
TRINITY	L	0 18	5-2-1
BAYLOR	W	5 0	6-2-1
at Texas	L	6 29	6-3-1
TCU	W	14 6	7-3-1

[^] Waco, Texas.

► 1904 4-2 Coach J. E. Platt

OPPONENT	W/L	SCORES	RECORD
DEAF & DUMB INST.	W	49 0	1-0
BAYLOR	W	5 0	2-0
TCU	W	29 0	3-0
SEWANEE	L	5 17	3-1
at Texas	L	6 34	3-2
BAYLOR	W	10 0	4-2

► 1905 7-2 Coach W. E. Bachman

OPPONENT	W/L	SCORES	RECORD
HOUSTON YMCA	W	29 0	1-0
TCU	W	20 0	2-0
BAYLOR	W	42 0	3-0
TRINITY	W	24 0	4-0
AUSTIN COLLEGE	W	18 11	5-0
[^] at TCU	W	24 11	6-0
TRANSYLVANIA (KY)	L	6 29	6-1
BAYLOR	W	17 5	7-1
at Texas	L	0 27	7-2

[^] Waco, Texas.

► 1906 6-1 Coach W. E. Bachman

OPPONENT	W/L	SCORES	RECORD
TCU	W	42 0	1-0
DANIEL BAKER	W	34 0	2-0
[^] at TCU	W	22 0	3-0
TULANE	W	18 0	4-0
HASKELL INSTITUTE	W	32 6	5-0
LSU	W	22 12	6-0
at Texas	L	0 24	6-1

[^] Waco, Texas.

► 1907 6-1-1 Coach L. L. Larson

OPPONENT	W/L/T	SCORES	RECORD
FORT WORTH UNIV	W	34 0	1-0
[^] vs Texas	T	0 0	1-0-1
LSU	W	11 5	2-0-1

HASKELL INSTITUTE	W	5 0	3-0-1
TCU	W	32 5	4-0-1
TULANE	W	18 6	5-0-1
OKLAHOMA	W	19 0	6-0-1
at Texas	L	6 11	6-1-1

[^] at Dallas, Texas.

► 1908 3-5 Coach N. A. Merriam

OPPONENT	W/L	SCORES	RECORD
TRINITY	W	6 0	1-0
BAYLOR	L	5 6	1-1
LSU	L	0 26	1-2
[^] at TCU	W	13 10	2-2
[^] vs Texas	L	8 24	2-3
HASKELL INSTITUTE	L	0 23	2-4
SOUTHWESTERN	W	32 0	3-4
at Texas	L	12 28	3-5

[^] Waco, Texas. [^] at Houston, Texas.

► 1909 7-0-1 Coach C. B. Moran

OPPONENT	W/L/T	SCORES	RECORD
AUSTIN COLLEGE	W	17 0	1-0
TCU	T	0 0	1-0-1
HASKELL INSTITUTE	W	15 0	2-0-1
BAYLOR	W	9 6	3-0-1
[^] vs Texas	W	23 0	4-0-1
TRINITY	W	47 0	5-0-1
OKLAHOMA	W	14 8	6-0-1
at Texas	W	5 0	7-0-1

[^] at Houston, Texas.

► 1910 8-1 Coach C. B. Moran

OPPONENT	W/L	SCORES	RECORD
MARSHALL SCHOOL	W	48 0	1-0
AUSTIN COLLEGE	W	27 5	2-0
TCU	W	35 0	3-0
TRANSYLVANIA (KY)	W	33 0	4-0
at Arkansas	L	0 5	4-1
at TCU	W	23 6	5-1
[^] vs Texas	W	14 8	6-1
SOUTHWESTERN	W	6 0	7-1
TULANE	W	17 0	8-1

[^] at Houston, Texas.

► 1911 6-1 Coach C. B. Moran

OPPONENT	W/L	SCORES	RECORD
SOUTHWESTERN	W	22 0	1-0
AUSTIN COLLEGE	W	33 0	2-0
AUBURN	W	16 0	3-0
OLE MISS	W	17 0	4-0
[^] vs Texas	L	0 6	4-1
BAYLOR	W	22 11	5-1
DALLAS UNIV	W	24 9	6-1

[^] at Houston, Texas.

► 1912 8-1 Coach C. B. Moran

OPPONENT	W/L	SCORES	RECORD
DANIEL BAKER	W	50 0	1-0
TRINITY	W	59 0	2-0
[^] vs Arkansas	W	27 0	3-0
AUSTIN COLLEGE	W	57 0	4-0
OKLAHOMA	W	28 6	5-0
MISSISSIPPI STATE	W	41 7	6-0
TULANE	W	41 0	7-0
KANSAS STATE	L	10 13	7-1
BAYLOR	W	53 0	8-1

[^] at Dallas, Texas.

► **1913** 3-4-2
Coach C. B. Moran

OPPONENT	W / L / T	SCORES	RECORD
TRINITY	W	7 0	1-0
AUSTIN COLLEGE	W	6 0	2-0
POLYTECHNIC COLLEGE	W	19 6	3-0
MISSISSIPPI STATE	L	0 6	3-1
KANSAS STATE	L	0 12	3-2
OKLAHOMA A&M	L	0 3	3-3
HASKELL INSTITUTE	L	0 28	3-4
BAYLOR	T	14 14	3-4-1
LSU	T	7 7	3-4-2

► **1914** 6-1-1
Coach C. B. Moran

OPPONENT	W / L / T	SCORES	RECORD
AUSTIN COLLEGE	W	32 0	1-0
TRINITY	T	0 0	1-0-1
TCU	W	40 0	2-0-1
*vs Haskell Institute	L	0 10	2-1-1
lvs LSU	W	63 9	3-1-1
RICE	W	32 7	4-1-1
OKLAHOMA A&M	W	24 0	5-1-1
lvs Ole Miss	W	14 7	6-1-1

* at Fort Worth, Texas. † at Dallas, Texas.

► **1915** 6-2, 1-1
Coach E. H. Harlan

OPPONENT	W / L	SCORES	RECORD
AUSTIN COLLEGE	W	40 0	1-0
TRINITY	W	62 0	2-0
at TCU	W	13 10	3-0
MO. SCHOOL OF MINES	W	33 3	4-0
* vs Haskell Institute	W	21 7	5-0
* at Rice	L	0 7	5-1, 0-1
* TEXAS	W	13 0	6-1, 1-1
MISSISSIPPI STATE	L	0 7	6-2

* SWC game. † at Dallas, Texas.

► **1916** 6-3, 2-1 **Coach E. H. Harlan**

DATE	OPPONENT	W / L	SCORES	RECORD
OCT. 6 Fri	* SOUTHWESTERN	W	6 0	1-0, 1-0
14 Sat	! vs LSU	L	0 13	1-1
23 Mon	SMU	W	62 0	2-1
28 Sat	* vs Haskell Institute	W	13 0	3-1
NOV. 4 Sat	at Rice	L	0 20	3-2
11 Sat	* at Baylor	W	3 0	4-2, 2-0
17 Fri	MO. SCHOOL OF MINES	W	77 0	5-2
23 Thu	DALLAS UNIV	W	20 6	6-2
30 Thu	* at Texas	L	7 21	6-3, 2-1

* SWC game. † at Galveston, Texas. ‡ at Dallas, Texas.

► **1917** 8-0, 2-0 **Coach D. X. Bible**

SWC CHAMPIONS

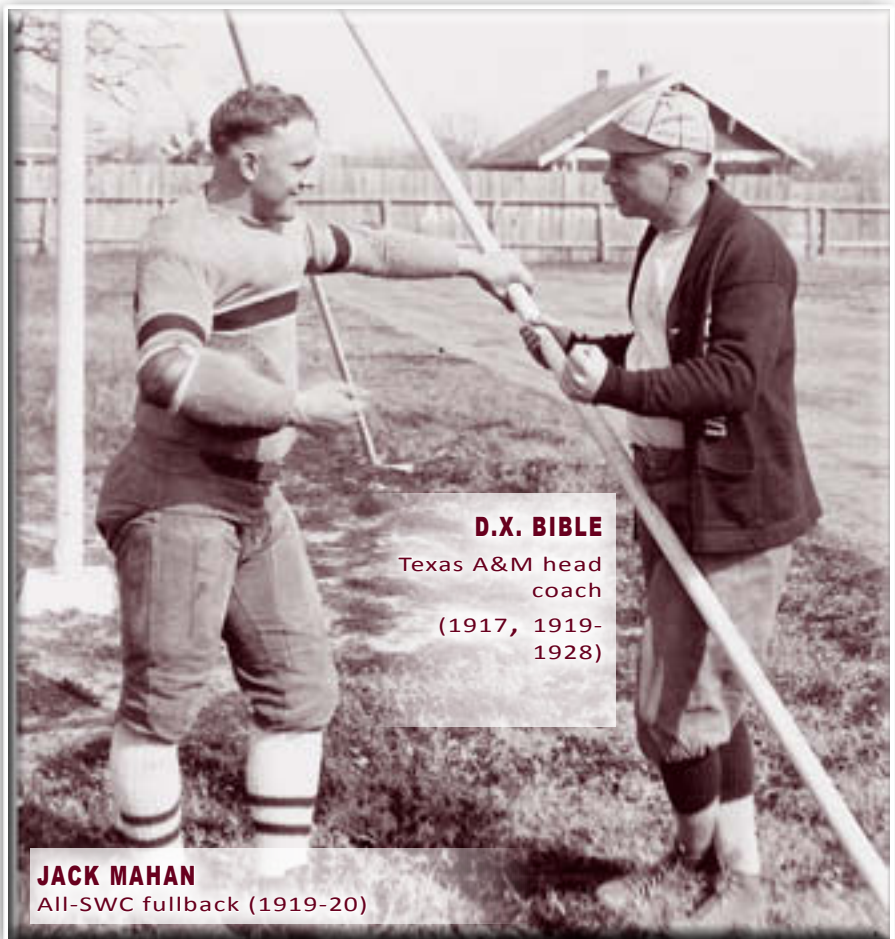
DATE	OPPONENT	W / L	SCORES	RECORD
OCT. 5 Fri	AUSTIN COLLEGE	W	66 0	1-0
12 Fri	DALLAS UNIV	W	98 0	2-0
22 Mon	SOUTHWESTERN	W	20 0	3-0
27 Sat	* vs LSU	W	27 0	4-0
NOV. 2 Fri	TULANE	W	35 0	5-0
10 Sat	* at Baylor	W	7 0	6-0, 1-0
20 Tue	* TEXAS	W	7 0	7-0, 2-0
29 Thu	at Rice	W	10 0	8-0

* SWC game. † at San Antonio, Texas.

► **1918** 6-1, 1-1 **Coach D. V. Graves**

DATE	OPPONENT	W / L	SCORES	RECORD
OCT. 26 Sat	REAM FIELD	W	6 0	1-0
NOV. 2 Sat	CAMP TRAVIS	W	12 6	2-0
9 Sat	* at Baylor	W	19 0	3-0, 1-0
16 Sat	SOUTHWESTERN	W	7 0	4-0
23 Sat	CAMP MABRY	W	19 6	5-0
28 Thu	* at Texas	L	0 7	5-1, 1-1
DEC. 7 Sat	CAMP TRAVIS REMOUNT	W	60 0	6-1

* SWC game.



D.X. BIBLE
 Texas A&M head coach
 (1917, 1919-1928)

JACK MAHAN
 All-SWC fullback (1919-20)

► **1919** 10-0, 4-0 **Coach D. X. Bible**

NATIONAL CHAMPIONS

DATE	OPPONENT	W / L	SCORES	RECORD
OCT. 3 Fri	SAM HOUSTON STC	W	77 0	1-0
3 Fri	SAN MARCOS STC	W	28 0	2-0
11 Sat	* at SMU	W	16 0	3-0, 1-0
18 Sat	HOWARD PAYNE	W	12 0	4-0
24 Fri	TRINITY	W	42 0	5-0
31 Fri	* OKLAHOMA A&M	W	28 0	6-0, 2-0
NOV. 8 Sat	* at Baylor	W	10 0	7-0, 3-0
15 Sat	TCU	W	48 0	8-0
20 Thu	SOUTHWESTERN	W	7 0	9-0
27 Thu	* TEXAS	W	7 0	10-0, 4-0

* SWC game.

► **1920** 6-1-1, 5-1 **Coach D. X. Bible**

DATE	OPPONENT	W / L	SCORES	RECORD
OCT. 1 Fri	DANIEL BAKER	W	110 0	1-0
9 Sat	* SMU	W	3 0	2-0, 1-0
15 Fri	LSU	T	0 0	2-0-1
22 Fri	* PHILLIPS UNIV	W	47 0	3-0-1, 2-0
30 Sat	* at Oklahoma A&M	W	35 0	4-0-1, 3-0
NOV. 6 Sat	* at Baylor	W	24 0	5-0-1, 4-0
16 Tue	* RICE	W	7 0	6-0-1, 5-0
25 Thu	* at Texas	L	3 7	6-1-1, 5-1

* SWC game.



► 1921 6-1-2, 3-0-2 Coach D. X. Bible
SWC CHAMPIONS

DATE	OPPONENT	W / L / T	SCORES	RECORD
SEPT. 30	Fri HOWARD PAYNE	W	14 7	1-0
OCT. 12	Wed * at SMU	W	13 0	2-0, 1-0
15	Sat at LSU	L	0 6	2-1
21	Fri ARIZONA	W	17 13	3-1
NOV. 28	Fri * OKLAHOMA A&M	W	23 7	4-1, 2-0
5	Sat * at Baylor	W	14 3	5-1, 3-0
11	Fri * at Rice	T	7 7	5-1-1, 3-0-1
24	Thu * TEXAS	T	0 0	5-1-2, 3-0-2
JAN. 2	Mon † vs Centre College	W	22 14	6-1-2

* SWC game. † Dixie Classic, Fair Park, Dallas. ... Attendance 20,000

► 1922 5-4, 2-2 Coach D. X. Bible

DATE	OPPONENT	W / L / T	SCORES	RECORD
SEPT. 29	Fri HOWARD PAYNE	L	7 13	0-1
OCT. 10	Tue * vs Tulsa	L	10 13	0-2
14	Sat SOUTHWESTERN	W	33 0	1-2
20	Fri at LSU	W	46 0	2-2
27	Fri * vs Ouachita College	W	19 6	3-2
NOV. 4	Sat * at Baylor	L	7 13	3-3, 0-1
11	Sat * at SMU	L	6 17	3-4, 0-2
18	Sat * RICE	W	24 0	4-4, 1-2
30	Thu * at Texas	W	14 7	5-4, 2-2

* SWC game. * at Dallas, Texas.

► 1923 5-3-1, 0-3-1 Coach D. X. Bible

DATE	OPPONENT	W / L / T	SCORES	RECORD
SEPT. 22	Sat SAM HOUSTON STC	W	53 0	1-0
28	Fri HOWARD PAYNE	W	21 0	2-0
OCT. 5	Fri SOUTHWESTERN	W	13 0	3-0
13	Sat * vs Sewanee	W	14 0	4-0
20	Sat at LSU	W	28 0	5-0
26	Fri * SMU	L	0 10	5-1, 0-1
NOV. 3	Sat * at Baylor	T	0 0	5-1-1, 0-1-1
18	Sun * at Rice	L	6 7	5-2-1, 0-2-1
29	Thu * TEXAS	L	0 6	5-3-1, 0-3-1

* SWC game. * at Dallas, Texas.

► 1924 7-2-1, 2-2-1 Coach D. X. Bible

DATE	OPPONENT	W / L / T	SCORES	RECORD
SEPT. 20	Sat JOHN TARLETON SC	W	40 0	1-0
26	Fri TRINITY	W	33 0	2-0
OCT. 3	Fri SOUTHWESTERN	W	54 0	3-0
11	Sat * vs Sewanee	W	7 0	4-0
17	Fri ARKANSAS A&M	W	40 0	5-0
25	Sat * at SMU	T	7 7	5-0-1, 0-0-1
NOV. 1	Sat * at Baylor	L	7 15	5-1-1, 0-1-1
7	Fri * TCU	W	28 0	6-1-1, 1-1-1
14	Fri * RICE	W	13 6	7-1-1, 2-1-1
27	Thu * at Texas	L	0 7	7-2-1, 2-2-1

* SWC game. * at Dallas, Texas.

► 1925 7-1-1, 4-1 Coach D. X. Bible
SWC CHAMPIONS

DATE	OPPONENT	W / L / T	SCORES	RECORD
SEPT. 25	Fri TRINITY	W	20 10	1-0
OCT. 2	Fri SOUTHWESTERN	W	23 6	2-0
10	Sat * vs Sewanee	T	6 6	2-0-1
16	Fri * SMU	W	7 0	3-0-1, 1-0
23	Fri SAM HOUSTON STC	W	77 0	4-0-1
31	Sat * at Baylor	W	13 0	5-0-1, 2-0
NOV. 7	Sat * at TCU	L	0 3	5-1-1, 2-1
14	Sat * at Rice	W	17 0	6-1-1, 3-1
NOV. 26	Thu * TEXAS	W	28 0	7-1-1, 4-1

* SWC game. * at Dallas, Texas.

► 1926 5-3-1, 1-3-1 Coach D. X. Bible

DATE	OPPONENT	W / L / T	SCORES	RECORD
SEPT. 24	Fri TRINITY	W	26 0	1-0
OCT. 2	Sat SOUTHWESTERN	W	35 0	2-0
9	Sat * vs Sewanee	W	6 3	3-0
16	Sat NEW MEXICO	W	63 0	4-0
23	Sat * at SMU	L	7 9	4-1, 0-1

30	Sat	*	at Baylor	L	9	20	4-2, 0-2
NOV. 5	Fri	*	TCU	T	13	13	4-2-1, 0-2-1
12	Fri	*	RICE	W	20	0	5-2-1, 1-2-1
25	Thu	*	at Texas	L	5	14	5-3-1, 1-3-1

* SWC game. * at Dallas, Texas.

► 1927 8-0-1, 4-0-1 Coach D. X. Bible
NATIONAL CHAMPIONS

DATE	OPPONENT	W / L / T	SCORES	RECORD
SEPT. 24	Sat TRINITY	W	45 0	1-0
OCT. 1	Sat SOUTHWESTERN	W	31 0	2-0
8	Sat * vs Sewanee	W	18 0	3-0
15	Sat * ARKANSAS	W	40 6	4-0, 1-0
22	Sat * at TCU	T	0 0	4-0-1, 1-0-1
28	Fri TEXAS TECH	W	47 6	5-0-1
NOV. 5	Sat * at SMU	W	39 13	6-0-1, 2-0-1
11	Fri * at Rice	W	14 0	7-0-1, 3-0-1
18	Fri * TEXAS	W	28 7	8-0-1, 4-0-1

* SWC game. * at Dallas, Texas.

► 1928 5-4-1, 1-3-1 Coach D. X. Bible

DATE	OPPONENT	W / L / T	SCORES	RECORD
SEPT. 22	Sat TRINITY	W	21 0	1-0
29	Sat SOUTHWESTERN	W	21 0	2-0
OCT. 6	Sat * vs Sewanee	W	69 0	3-0
13	Sat CENTENARY	L	0 6	3-1
20	Sat * TCU	L	0 6	3-2, 0-1
27	Sat * at Arkansas	L	12 27	3-3, 0-2
NOV. 3	Sat NORTH TEXAS STC	W	44 0	4-3
10	Sat * at SMU	T	19 19	4-3-1, 0-2-1
16	Fri * RICE	W	19 0	5-3-1, 1-2-1
29	Thu * at Texas	L	0 19	5-4-1, 1-3-1

* SWC game. * at Dallas, Texas.

► 1929 5-4, 2-3 Coach Madison Bell

DATE	OPPONENT	W / L / T	SCORES	RECORD
SEPT. 28	Sat SOUTHWESTERN	W	54 7	1-0
OCT. 5	Sat at Tulane	L	10 13	1-1
12	Sat * vs Kansas State	W	19 0	2-1
19	Sat * at TCU	L	7 13	2-2, 0-1
26	Sat * ARKANSAS	L	13 14	2-3, 0-2
NOV. 2	Sat STEPHEN F AUSTIN STC	W	54 0	3-3
9	Sat * SMU	L	7 12	3-4, 0-3
16	Sat * at Rice	W	26 6	4-4, 1-3
28	Thu * TEXAS	W	13 0	5-4, 2-3

* SWC game. * at Dallas, Texas.

► 1930 2-7, 0-5 Coach Madison Bell

DATE	OPPONENT	W / L / T	SCORES	RECORD
SEPT. 27	Sat SOUTHWESTERN	W	43 0	1-0
OCT. 4	Sat at Nebraska	L	0 13	1-1
11	Sat * vs Tulane	L	9 19	1-2
18	Sat !* at Arkansas	L	0 13	1-3, 0-1
25	Sat * TCU	L	0 3	1-4, 0-2
NOV. 1	Sat CENTENARY	W	7 6	2-4
8	Sat * at SMU	L	7 13	2-5, 0-3
15	Sat * RICE	L	0 7	2-6, 0-4
27	Thu * at Texas	L	0 26	2-7, 0-5

* SWC game. * at Dallas, Texas. ! at Little Rock, Arkansas.

► 1931 7-3, 3-2 Coach Madison Bell

DATE	OPPONENT	W / L / T	SCORES	RECORD
SEPT. 26	Sat SOUTHWESTERN	W	33 0	1-0
26	Sat JOHN TARLETON SC	W	21 0	2-0
OCT. 3	Sat at Tulane	L	0 7	2-1
10	Sat * vs Iowa	W	29 0	3-1
17	Sat * at TCU	L	0 6	3-2, 0-1
24	Sat * BAYLOR	W	33 7	4-2, 1-1
31	Sat at Centenary	W	7 0	5-2
NOV. 7	Sat * SMU	L	0 8	5-3, 1-2
14	Sat * at Rice	W	7 0	6-3, 2-2
26	Thu * TEXAS	W	7 6	7-3, 3-2

* SWC game. * at Dallas, Texas.

► **1932** 4-4-2, 1-2-2 Coach Madison Bell

DATE	OPPONENT	W / L / T	SCORES	RECORD
SEPT. 24 Sat	* vs Texas Tech	W	7 0	1-0
OCT. 1 Sat	at Tulane	L	14 26	1-1
5 Wed	SAM HOUSTON STC	W	26 0	2-1
8 Sat	TEXAS A&I	W	14 0	3-1
15 Sat	* TCU	L	0 17	3-2, 0-1
22 Sat	* at Baylor	T	0 0	3-2-1, 0-1-1
29 Sat	at Centenary	L	0 7	3-3-1
NOV. 5 Sat	* at SMU	T	0 0	3-3-2, 0-1-2
11 Fri	* RICE	W	14 7	4-3-2, 1-1-2
24 Thu	* at Texas	L	0 21	4-4-2, 1-2-2

* SWC game. * at Amarillo, Texas.

► **1933** 6-3-1, 2-2-1 Coach Madison Bell

DATE	OPPONENT	W / L / T	SCORES	RECORD
SEPT. 23 Sat	TRINITY	W	38 0	1-0
30 Sat	at Tulane	W	13 6	2-0
OCT. 6 Fri	SAM HOUSTON STC	W	34 14	3-0
13 Fri	TEXAS A&I	W	17 0	4-0
21 Sat	* at TCU	L	7 13	4-1, 0-1
28 Sat	* BAYLOR	W	14 7	5-1, 1-1
NOV. 4 Sat	at Centenary	L	0 20	5-2
11 Sat	* SMU	L	0 19	5-3, 1-2
18 Sat	* at Rice	W	27 0	6-3, 2-2
30 Thu	* TEXAS	T	10 10	6-3-1, 2-2-1

* SWC game.

► **1934** 2-7-2, 1-4-1 Coach H. H. Norton

DATE	OPPONENT	W / L / T	SCORES	RECORD
SEPT. 22 Sat	SAM HOUSTON STC	W	28 0	1-0
29 Sat	TEXAS A&I	T	14 14	1-0-1
OCT. 5 Fri	at Temple	L	6 40	1-1-1
13 Sat	* vs Centenary	L	0 13	1-2-1
20 Sat	* TCU	L	0 13	1-3-1, 0-1
27 Sat	* at Baylor	W	10 7	2-3-1, 1-1
NOV. 3 Sat	* ARKANSAS	T	7 7	2-3-2, 1-1-1
10 Sat	* at SMU	L	0 28	2-4-2, 1-2-1
17 Sat	* RICE	L	6 25	2-5-2, 1-3-1
29 Thu	* at Texas	L	0 13	2-6-2, 1-4-1
DEC. 8 Sat	! vs Michigan State	L	13 26	2-7-2

* SWC game. * at Beaumont, Texas. ! at San Antonio, Texas.



MARSHALL ROBNETT and **JOHN KIMBROUGH** 1940 All-Americans

► **1935** 3-7, 1-5 Coach H. H. Norton

DATE	OPPONENT	W / L / T	SCORES	RECORD
SEPT. 21 Sat	STEPHEN F AUSTIN STC	W	37 6	1-0
27 Fri	at Sam Houston STC	W	25 0	2-0
OCT. 5 Sat	TEMPLE	L	0 14	2-1
12 Sat	at Centenary	L	6 7	2-2
19 Sat	* at TCU	L	14 19	2-3, 0-1
26 Sat	* BAYLOR	L	6 14	2-4, 0-2
NOV. 2 Sat	!* at Arkansas	L	7 14	2-5, 0-3
16 Sat	* at Rice	L	10 17	2-6, 0-4
28 Thu	* TEXAS	W	20 6	3-6, 1-4
DEC. 7 Sat	* SMU	L	0 24	3-7, 1-5

* SWC game. ! at Little Rock, Arkansas.

► **1936** 8-3-1, 3-2-1 Coach H. H. Norton

DATE	OPPONENT	W / L / T	SCORES	RECORD	RK
SEPT. 26 Sat	SAM HOUSTON STC	W	39 6	1-0	—
OCT. 3 Sat	at Hardin-Simmons	W	3 0	2-0	—
10 Sat	* at Rice	W	3 0	3-0, 1-0	—
17 Sat	* TCU	W	18 7	4-0, 2-0	—
24 Sat	* at Baylor	T	0 0	4-0-1, 2-0-1	14
31 Sat	* ARKANSAS	L	0 18	4-1-1, 2-1-1	—
NOV. 7 Sat	* at SMU	W	22 6	5-1-1, 3-1-1	—
11 Wed	at San Francisco	W	38 14	6-1-1	15
14 Sat	UTAH	W	20 7	7-1-1	15
21 Sat	at Centenary	L	0 3	7-2-1	14
26 Thu	* TEXAS	L	0 7	7-3-1, 3-2-1	—
DEC. 5 Sat	MANHATTAN COLLEGE	W	13 6	8-3-1	—

* SWC game.

► **1937** 5-2-2, 2-2-2 Coach H. H. Norton

DATE	OPPONENT	W / L / T	SCORES	RECORD	RK
OCT. 2 Sat	at Manhattan College	W	14 7	1-0	—
9 Sat	MISSISSIPPI STATE	W	14 0	2-0	—
16 Sat	* at TCU	T	7 7	2-0-1, 0-0-1	—
23 Sat	* ('18) BAYLOR	L	0 13	2-1-1, 0-1-1	13
30 Sat	* at ('20) Arkansas	L	13 26	2-2-1, 0-2-1	—
NOV. 6 Sat	* SMU	W	14 0	3-2-1, 1-2-1	—
13 Sat	* at ('15) Rice	T	6 6	3-2-2, 1-2-2	—
25 Thu	* TEXAS	W	7 0	4-2-2, 2-2-2	—
DEC. 4 Sat	at San Francisco	W	42 0	5-2-2	—

* SWC game.

► **1938** 4-4-1, 2-3-1 Coach H. H. Norton

DATE	OPPONENT	W / L / T	SCORES	RECORD	RK
SEPT. 24 Sat	TEXAS A&I	W	52 0	1-0	—
OCT. 1 Sat	TULSA	W	20 0	2-0	—
8 Sat	SANTA CLARA	L	0 7	2-1	—
15 Sat	* TCU	L	6 34	2-2, 0-1	—
22 Sat	* at ('17) Baylor	T	6 6	2-2-1, 0-1-1	—
29 Sat	* ARKANSAS	W	13 7	3-2-1, 1-1-1	—
NOV. 5 Sat	* at SMU	L	7 10	3-3-1, 1-2-1	—
12 Sat	* at Texas	L	6 7	3-4-1, 1-3-1	—
24 Thu	* RICE	W	27 0	4-4-1, 2-3-1	—

* SWC game.

► **1939** 11-0, 6-0 Coach H. H. Norton

NATIONAL CHAMPIONS

DATE	OPPONENT	W / L / T	SCORES	RECORD	RK
SEPT. 23 Sat	at Oklahoma A&M	W	32 0	1-0	—
30 Sat	CENTENARY	W	14 0	2-0	—
OCT. 6 Fri	at Santa Clara	W	7 3	3-0	—
14 Sat	VILLANOVA	W	33 7	4-0	—
21 Sat	* at TCU	W	20 6	5-0, 1-0	9
28 Sat	* BAYLOR	W	20 0	6-0, 2-0	5
NOV. 4 Sat	* at Arkansas	W	27 0	7-0, 3-0	5
11 Sat	* ('13) SMU	W	6 2	8-0, 4-0	2
18 Sat	* at Rice	W	19 0	9-0, 5-0	2
30 Thu	* TEXAS	W	20 0	10-0, 6-0	1
JAN. 1 Mon	† at ('5) Tulane	W	14 13	11-0	1

* SWC game. † Sugar Bowl, Tulane Stadium, New Orleans, Louisiana. Attendance: 72,000

► **1940** 9-1, 5-1 Coach H. H. Norton

SWC CO-CHAMPIONS

DATE	OPPONENT	W / L / T	SCORES	RECORD	RK
SEPT. 28 Sat	TEXAS A&I	W	26 0	1-0	—

OCT.	5	Sat	*	vs Tulsa	W	41	6	2-0	—
	12	Sat		at UCLA	W	7	0	3-0	—
	19	Sat	*	TCU	W	21	7	4-0, 1-0	2
	26	Sat	*	at Baylor	W	14	7	5-0, 2-0	4
NOV.	2	Sat	*	ARKANSAS	W	17	0	6-0, 3-0	5
	9	Sat	*	at (*14) SMU	W	19	7	7-0, 4-0	4
	16	Sat	*	RICE	W	25	0	8-0, 5-0	3
	28	Thu	*	at Texas	L	0	7	8-1, 5-1	2
JAN.	1	Wed	†	vs (*12) Fordham	W	13	12	9-1	6

* SWC game. † at Alamo Stadium, San Antonio, Texas. † Cotton Bowl, Dallas. Attendance: 45,507

► 1941 9-2, 5-1 Coach H. H. Norton

SWC CHAMPIONS

DATE	OPPONENT	W / L	SCORES	RECORD	RK	
SEPT.	27 Sat	SAM HOUSTON STC	W	54 0	1-0	—
OCT.	4 Sat	vs Texas A&I	W	41 0	2-0	—
	11 Sat	at New York Univ	W	49 7	3-0	—
	18 Sat	at TCU	W	14 0	4-0, 1-0	14
	25 Sat	* BAYLOR	W	48 0	5-0, 2-0	9
NOV.	1 Sat	!* at Arkansas	W	7 0	6-0, 3-0	5
	8 Sat	* SMU	W	21 10	7-0, 4-0	5
	15 Sat	* at Rice	W	19 6	8-0, 5-0	4
	27 Thu	* (*10) TEXAS	L	0 23	8-1, 5-1	2
DEC.	6 Sat	% vs (*19) Washington State	W	7 0	9-1	9
JAN.	1 Thu	† vs (*20) Alabama	L	21 29	9-2	9

* SWC game. † at San Antonio, Texas. † at Little Rock, Ark. % at Tacoma, Wash. † Cotton Bowl, Dallas Attendance: 33,000

► 1942 4-5-1, 2-3-1 Coach H. H. Norton

DATE	OPPONENT	W / L / T	SCORES	RECORD	RK	
SEPT.	26 Sat	at LSU	L	7 16	0-1	—
OCT.	3 Sat	TEXAS TECH	W	19 0	1-1	—
	10 Sat	at Corpus Christi NAS	L	7 18	1-2	—
	17 Sat	* (*17) TCU	L	2 7	1-3, 0-1	—
	24 Sat	* at Baylor	L	0 6	1-4, 0-2	—
	31 Sat	* ARKANSAS	W	41 0	2-4, 1-2	—
NOV.	7 Sat	* at SMU	W	27 20	3-4, 2-2	—
	14 Sat	* at Rice	T	0 0	3-4-1, 2-2-1	—
	26 Thu	* at (*18) Texas	L	6 12	3-5-1, 2-3-1	—
DEC.	5 Sat	WASHINGTON STATE	W	21 0	4-5-1	—

* SWC game.

► 1943 7-2-1, 4-1 Coach H. H. Norton

DATE	OPPONENT	W / L / T	SCORES	RECORD	RK	
SEPT.	25 Sat	BRYAN AFB	W	48 6	1-0	—
OCT.	2 Sat	at Texas Tech	W	13 0	2-0	—
	9 Sat	at LSU	W	28 13	3-0	—
	16 Sat	* at TCU	W	13 0	4-0, 1-0	18
	23 Sat	* at North Texas AC	T	0 0	4-0-1	13
	30 Sat	* at Arkansas	W	13 0	5-0-1, 2-0	19
NOV.	6 Sat	* SMU	W	22 0	6-0-1, 3-0	16
	13 Sat	* at Rice	W	20 0	7-0-1, 4-0	14
	25 Thu	* (*12) TEXAS	L	13 27	7-1-1, 4-1	16
JAN.	1 Sat	† vs LSU	L	14 19	7-2-1	—

* SWC game. † at Arlington, Texas. † Orange Bowl, Miami, Fla.

► 1944 7-4, 2-3 Coach H. H. Norton

DATE	OPPONENT	W / L	SCORES	RECORD	RK	
SEPT.	23 Sat	BRYAN AFB	W	39 0	1-0	—
	30 Sat	vs Texas Tech	W	27 14	2-0	—
OCT.	7 Sat	at Oklahoma	L	14 21	2-1	—
	14 Sat	* TCU	L	7 13	2-2, 0-1	—
	21 Sat	at LSU	W	7 0	3-2	—
	28 Sat	! at North Texas AC	W	61 0	4-2	—
NOV.	4 Sat	* ARKANSAS	L	6 7	4-3, 0-2	—
	11 Sat	* at SMU	W	39 6	5-3, 1-2	—
	18 Sat	* at Rice	W	19 6	6-3, 2-2	—
	30 Thu	* at Texas	L	0 6	6-4, 2-3	—
DEC.	8 Fri	at Miami (Fla.)	W	70 14	7-4	—

* SWC game. † at San Antonio, Texas. † at Arlington, Texas.

► 1945 6-4, 3-3 Coach H. H. Norton

DATE	OPPONENT	W / L	SCORES	RECORD	RK	
SEPT.	22 Sat	ELLINGTON FIELD	W	54 0	1-0	—
	29 Sat	at Texas Tech	W	16 6	2-0	—
OCT.	6 Sat	OKLAHOMA	W	19 14	3-0	—
	13 Sat	LSU	L	12 31	3-1	17
	20 Sat	* at TCU	L	12 13	3-2, 0-1	—
	27 Sat	* BAYLOR	W	19 13	4-2, 1-1	—
NOV.	3 Sat	* at Arkansas	W	34 0	5-2, 2-1	—

10 Sat	*	SMU	W	3 0	6-2, 3-1	—
17 Sat	*	at Rice	L	0 6	6-3, 3-2	—
29 Thu	*	(*10) TEXAS	L	10 20	6-4, 3-3	—

* SWC game.

► 1946 4-6, 3-3 Coach H. H. Norton

DATE	OPPONENT	W / L	SCORES	RECORD	RK	
SEPT.	21 Sat	NORTH TEXAS STATE	W	47 0	1-0	—
	28 Sat	vs Texas Tech	L	0 6	1-1	—
OCT.	5 Sat	at Oklahoma	L	7 10	1-2	—
	12 Sat	at LSU	L	9 33	1-3	—
	19 Sat	* TCU	W	14 0	2-3, 1-0	—
	26 Sat	* at Baylor	W	17 0	3-3, 2-0	—
NOV.	2 Sat	* ARKANSAS	L	0 7	3-4, 2-1	—
	9 Sat	* at SMU	W	14 0	4-4, 3-1	—
	16 Sat	* (*14) RICE	L	10 27	4-5, 3-2	—
NOV.	28 Thu	* at (*20) Texas	L	7 24	4-6, 3-3	—

* SWC game. † at San Antonio, Texas.

► 1947 3-6-1, 1-4-1 Coach H. H. Norton

DATE	OPPONENT	W / L / T	SCORES	RECORD	RK	
SEPT.	20 Sat	SOUTHWESTERN	W	48 0	1-0	—
	27 Sat	vs Texas Tech	W	29 7	2-0	—
OCT.	4 Sat	at Oklahoma	L	14 26	2-1	—
	11 Sat	at LSU	L	13 19	2-2	—
	18 Sat	* at TCU	L	0 26	2-3, 0-1	—
	25 Sat	* BAYLOR	W	24 0	3-3, 1-1	—
NOV.	1 Sat	* at Arkansas	T	21 21	3-3-1, 1-1-1	—
	8 Sat	* (*3) SMU	L	0 13	3-4-1, 1-2-1	—
	15 Sat	* at Rice	L	7 41	3-5-1, 1-3-1	—
	27 Thu	* (*7) TEXAS	L	13 32	3-6-1, 1-4-1	—

* SWC game. † at San Antonio, Texas.

► 1948 0-9-1, 0-5-1 Coach Harry Stiteler

DATE	OPPONENT	W / L / T	SCORES	RECORD	RK	
SEPT.	18 Sat	at Villanova	L	14 34	0-1	—
	25 Sat	vs Texas Tech	L	14 20	0-2	—
OCT.	2 Sat	at Oklahoma	L	14 42	0-3	—
	9 Sat	at LSU	L	13 14	0-4	—
	16 Sat	* TCU	L	14 27	0-5, 0-1	—
	23 Sat	* at Baylor	L	14 20	0-6, 0-2	—
	30 Sat	* ARKANSAS	L	6 28	0-7, 0-3	—
NOV.	6 Sat	* at (*8) SMU	L	14 20	0-8, 0-4	—
	13 Sat	* RICE	L	6 28	0-9, 0-5	—
	25 Thu	* at Texas	T	14 14	0-9-1, 0-5-1	—

* SWC game. † at San Antonio, Texas.

► 1949 1-8-1, 0-5-1 Coach Harry Stiteler

DATE	OPPONENT	W / L / T	SCORES	RECORD	RK	
SEPT.	17 Sat	VILLANOVA	L	0 35	0-1	—
	24 Sat	vs Texas Tech	W	26 7	1-1	—
OCT.	1 Sat	at Oklahoma	L	13 33	1-2	—
	8 Sat	at LSU	L	0 34	1-3	—
	15 Sat	* at TCU	L	6 28	1-4, 0-1	—
	22 Sat	* (*11) BAYLOR	L	0 21	1-5, 0-2	—
	29 Sat	* at Arkansas	L	6 27	1-6, 0-3	—
NOV.	5 Sat	* (*9) SMU	T	27 27	1-6-1, 0-3-1	—
	12 Sat	* at (*7) Rice	L	0 13	1-7-1, 0-4-1	—
	24 Thu	* TEXAS	L	14 42	1-8-1, 0-5-1	—

* SWC game. † at San Antonio, Texas.

► 1950 7-4, 3-3 Coach Harry Stiteler

DATE	OPPONENT	W / L	SCORES	RECORD	RK	
SEPT.	23 Sat	vs Nevada	W	48 18	1-0	—
	30 Sat	vs Texas Tech	W	34 13	2-0	—
OCT.	7 Sat	at (*6) Oklahoma	L	28 34	2-1	—
	14 Sat	VMI	W	52 0	3-1	—
	21 Sat	* TCU	W	42 23	4-1, 1-0	—
	28 Sat	* at Baylor	L	20 27	4-2, 1-1	13
NOV.	4 Sat	* ARKANSAS	W	42 13	5-2, 2-1	—
	11 Sat	* at (*7) SMU	W	25 20	6-2, 3-1	—
	18 Sat	* RICE	L	13 21	6-3, 3-2	12
	30 Thu	* at (*5) Texas	L	0 17	6-4, 3-3	—
DEC.	8 Fri	† vs Georgia	W	40 20	7-4	—

* SWC game. † at San Antonio, Texas. † Presidential Cup, Byrd Stadium, College Park, Md. Attendance: 12,245

► 1951 5-3-2, 1-3-2 Coach Raymond George

DATE	OPPONENT	W / L / T	SCORES	RECORD	RK	
SEPT.	21 Fri	at UCLA	W	21 14	1-0	6
	29 Sat	vs Texas Tech	W	20 7	2-0	10

OCT.	6 Sat	(#11) OKLAHOMA	W	14	7	3-0	4
	13 Sat	at Trinity	W	53	14	4-0	n/a
	20 Sat	* at TCU	L	14	20	4-1, 0-1	6
	27 Sat	* (#7) BAYLOR	T	21	21	4-1-1, 0-1-1	16
NOV.	3 Sat	* at Arkansas	L	21	33	4-2-1, 0-2-1	18
	10 Sat	* SMU	T	14	14	4-2-2, 0-2-2	—
	17 Sat	* at Rice	L	13	28	4-3-2, 0-3-2	—
	29 Thu	* (#16) TEXAS	W	22	21	5-3-2, 1-3-2	—

* SWC game. # at Dallas, Texas.

► 1952 3-6-1, 1-4-1 Coach Raymond George

DATE	OPPONENT	W / L / T	SCORES	RECORD	TV	RK	
SEPT.	20 Sat	at Houston	W	21	13	1-0	—
	27 Sat	# vs Oklahoma A&M	W	14	7	2-0	—
OCT.	4 Sat	KENTUCKY	L	7	10	2-1	—
	11 Sat	at (#1) Michigan State	L	6	48	2-2	—
	18 Sat	* TCU	T	7	7	2-2-1, 0-0-1	—
	25 Sat	* at Baylor	L	20	21	2-3-1, 0-1-1	—
NOV.	1 Sat	* ARKANSAS	W	31	12	3-3-1, 1-1-1	—
	8 Sat	* at SMU	L	13	21	3-4-1, 1-2-1	—
	15 Sat	* RICE	L	6	16	3-5-1, 1-3-1	—
	27 Thu	* at (#10) Texas	L	12	32	3-6-1, 1-4-1	regional

* SWC game. # at Dallas, Texas.

► 1953 4-5-1, 1-5 Coach Raymond George

DATE	OPPONENT	W / L / T	SCORES	RECORD	TV	RK	
SEPT.	19 Sat	at Kentucky	W	7	6	1-0	—
	26 Sat	HOUSTON	T	14	14	1-0-1	—
OCT.	3 Sat	# vs (#18) Georgia	W	14	12	2-0-1	—
	10 Sat	at Texas Tech	W	27	14	3-0-1	—
	17 Sat	* at TCU	W	20	7	4-0-1, 1-0	—
	24 Sat	* (#6) BAYLOR	L	13	14	4-1-1, 1-1	15
	31 Sat	!* at Arkansas	L	14	41	4-2-1, 1-2	—
NOV.	7 Sat	* SMU	L	0	23	4-3-1, 1-3	—
	14 Sat	* at (#16) Rice	L	7	34	4-4-1, 1-4	—
	26 Thu	* (#11) TEXAS	L	12	21	4-5-1, 1-5	—

* SWC game. # at Dallas, Texas. ! at Little Rock, Ark.

► 1954 1-9, 0-6 Coach Paul "Bear" Bryant

DATE	OPPONENT	W / L / T	SCORES	RECORD	TV	RK	
SEPT.	18 Sat	(#19) TEXAS TECH	L	9	41	0-1	—
	25 Sat	# vs Oklahoma A&M	L	6	14	0-2	—
OCT.	2 Sat	at Georgia	W	6	0	1-2	—
	9 Sat	at Houston	L	7	10	1-3	—
	16 Sat	* TCU	L	20	21	1-4, 0-1	—
	23 Sat	* at Baylor	L	7	20	1-5, 0-2	—
	30 Sat	* (#4) ARKANSAS	L	7	14	1-6, 0-3	—
NOV.	6 Sat	* at SMU	L	3	6	1-7, 0-4	—
	13 Sat	* RICE	L	19	29	1-8, 0-5	—
	25 Thu	* at Texas	L	13	22	1-9, 0-6	—

* SWC game. # at Dallas, Texas.

► 1955 7-2-1, 4-1-1 Coach Paul "Bear" Bryant

DATE	OPPONENT	W / L / T	SCORES	RECORD	TV	RK	
SEPT.	16 Fri	at (#1) UCLA	L	0	21	0-1	—
	24 Sat	# vs (#16) LSU	W	28	0	1-1	—
OCT.	1 Sat	HOUSTON	W	21	3	2-1	—
	8 Sat	at Nebraska	W	27	0	3-1	—
	15 Sat	* at (#7) TCU	W	19	16	4-1, 1-0	19
	22 Sat	* (#16) BAYLOR	W	19	7	5-1, 2-0	12
	29 Sat	* at Arkansas	T	7	7	5-1-1, 2-0-1	11
NOV.	5 Sat	* SMU	W	13	2	6-1-1, 3-0-1	12
	12 Sat	* at Rice	W	20	12	7-1-1, 4-0-1	9
	24 Thu	* TEXAS	L	6	21	7-2-1, 4-1-1	NBC 8

* SWC game. # at Dallas, Texas.

► 1956 9-0-1, 6-0 Coach Paul "Bear" Bryant

SWC CHAMPIONS

DATE	OPPONENT	W / L / T	SCORES	RECORD	TV	RK	
SEPT.	22 Sat	VILLANOVA	W	19	0	1-0	9
	29 Sat	at LSU	W	9	6	2-0	11
OCT.	6 Sat	# vs Texas Tech	W	40	7	3-0	11
	13 Sat	at Houston	T	14	14	3-0-1	9
	20 Sat	* (#4) TCU	W	7	6	4-0-1, 1-0	14
	27 Sat	* at (#8) Baylor	W	19	13	5-0-1, 2-0	7
NOV.	3 Sat	* ARKANSAS	W	27	0	6-0-1, 3-0	regional 5
	10 Sat	* at SMU	W	33	7	7-0-1, 4-0	5
	17 Sat	* RICE	W	21	7	8-0-1, 5-0	5
	29 Thu	* at Texas	W	34	21	9-0-1, 6-0	4

* SWC game. # at Dallas, Texas.



► 1957 8-3, 4-2 Coach Paul "Bear" Bryant

DATE	OPPONENT	W / L / T	SCORES	RECORD	TV	RK	
SEPT.	21 Sat	# vs Maryland	W	21	13	1-0	NBC 2
	28 Sat	at Texas Tech	W	21	0	2-0	2
OCT.	5 Sat	MISSOURI	W	28	0	3-0	5
	12 Sat	HOUSTON	W	28	6	4-0	3
	19 Sat	* at TCU	W	7	0	5-0, 1-0	3
	26 Sat	* BAYLOR	W	14	0	6-0, 2-0	2
NOV.	2 Sat	* at (#11) Arkansas	W	7	6	7-0, 3-0	1
	9 Sat	* SMU	W	19	6	8-0, 4-0	1
	16 Sat	* at (#20) Rice	L	6	7	8-1, 4-1	1
	26 Thu	* TEXAS	L	7	9	8-2, 4-2	regional 4
DEC.	27 Fri	† vs (#13) Tennessee	L	0	3	8-3	CBS 8

* SWC game. # at Dallas, Texas. † Gator Bowl, Gator Bowl Stadium, Jacksonville, Fla. Attendance: 43,709

► 1958 4-6, 2-4 Coach Jim Myers

DATE	OPPONENT	W / L / T	SCORES	RECORD	TV	RK	
SEPT.	20 Sat	# vs Texas Tech	L	14	15	0-1	20
	27 Sat	at Houston	L	7	39	0-2	—
OCT.	4 Sat	MISSOURI	W	12	0	1-2	—
	11 Sat	at Maryland	W	14	10	2-2	—
	18 Sat	* (#20) TCU	L	8	24	2-3, 0-1	—
	25 Sat	* at Baylor	W	33	27	3-3, 1-1	—
NOV.	1 Sat	* ARKANSAS	L	8	21	3-4, 1-2	—
	8 Sat	* at (#20) SMU	L	0	33	3-5, 1-3	—
	15 Sat	* at Rice	W	28	21	4-5, 2-3	—
	27 Thu	* at Texas	L	0	27	4-6, 2-4	ABC

* SWC game. # at Dallas, Texas.

► 1959 3-7, 0-6 Coach Jim Myers

DATE	OPPONENT	W / L / T	SCORES	RECORD	TV	RK	
SEPT.	19 Sat	# vs Texas Tech	L	14	20	0-1	—
	26 Sat	at (#19) Michigan State	W	9	7	1-1	—
OCT.	3 Sat	at Mississippi Southern	W	7	3	2-1	—
	10 Sat	HOUSTON	W	28	6	3-1	—
	17 Sat	* at TCU	L	6	39	3-2, 0-1	—
	24 Sat	* BAYLOR	L	0	13	3-3, 0-2	—
	31 Sat	* at (#17) Arkansas	L	7	12	3-4, 0-3	regional
NOV.	7 Sat	* SMU	L	11	14	3-5, 0-4	—
	14 Sat	* at Rice	L	2	7	3-6, 0-5	—
	26 Thu	* (#4) TEXAS	L	17	20	3-7, 0-6	—

* SWC game. # at Dallas, Texas.

► 1960 1-6-3, 0-4-3 Coach Jim Myers

DATE	OPPONENT	W / L / T	SCORES	RECORD	TV	RK
SEPT. 17 Sat	at LSU	L	0 9	0-1	—	—
SEPT. 24 Sat	* TEXAS TECH	T	14 14	0-1-1, 0-0-1	—	—
OCT. 1 Sat	at Trinity	W	14 0	1-1-1	—	—
OCT. 8 Sat	at Houston	L	0 17	1-2-1	—	—
OCT. 15 Sat	* TCU	T	14 14	1-2-2, 0-0-2	—	—
OCT. 22 Sat	* at (*7) Baylor	L	0 14	1-3-2, 0-1-2	—	—
OCT. 29 Sat	* (*12) ARKANSAS	L	3 7	1-4-2, 0-2-2	—	—
NOV. 5 Sat	* at SMU	T	0 0	1-4-3, 0-2-3	—	—
NOV. 12 Sat	* at (*16) Rice	L	14 21	1-5-3, 0-3-3	—	—
NOV. 24 Thu	* at Texas	L	14 21	1-6-3, 0-4-3	ABC	—

* SWC game.

1961 4-5-1, 3-4 Coach Jim Myers

DATE	OPPONENT	W / L / T	SCORES	RECORD	TV	RK
SEPT. 23 Sat	HOUSTON	T	7 7	0-0-1	—	—
30 Sat	at LSU	L	7 16	0-1-1	—	—
OCT. 7 Sat	* at Texas Tech	W	38 7	1-1-1, 1-0	—	—
14 Sat	at Trinity	W	55 0	2-1-1	—	—
21 Sat	* at TCU	L	14 15	2-2-1, 1-1	—	—
28 Sat	* BAYLOR	W	23 0	3-2-1, 2-1	—	—
NOV. 4 Sat	* at Arkansas	L	8 15	3-3-1, 2-2	—	—
11 Sat	* SMU	W	25 12	4-3-1, 3-2	—	—
18 Sat	* at Rice	L	7 21	4-4-1, 3-3	—	—
23 Thu	* (*5) TEXAS	L	0 25	4-5-1, 3-4	ABC	—

* SWC game.

► 1962 3-7, 3-4 Coach Hank Foldberg

DATE	OPPONENT	W / L	SCORES	RECORD	TV	RK
SEPT. 15 Sat	at (*5) LSU	L	0 21	0-1	—	—
22 Sat	at Houston	L	3 6	0-2	—	—
OCT. 6 Sat	* TEXAS TECH	W	7 3	1-2, 1-0	—	—
13 Sat	at Florida	L	6 42	1-3	—	—
20 Sat	* TCU	L	14 20	1-4, 1-1	—	—
27 Sat	* at Baylor	W	6 3	2-4, 2-1	—	—
NOV. 3 Sat	* (*8) ARKANSAS	L	7 17	2-5, 2-2	—	—
10 Sat	* at SMU	W	12 7	3-5, 3-2	—	—
17 Sat	* at Rice	L	3 23	3-6, 3-3	—	—
22 Thu	* at (*4) Texas	L	3 13	3-7, 3-4	CBS	—

* SWC game.

► 1963 2-7-1, 1-5-1 Coach Hank Foldberg

DATE	OPPONENT	W / L / T	SCORES	RECORD	TV	RK
SEPT. 21 Sat	at LSU	L	6 14	0-1	—	—
28 Sat	at Ohio State	L	0 17	0-2	—	—
OCT. 5 Sat	* at Texas Tech	L	0 10	0-3, 0-1	—	—
12 Sat	HOUSTON	W	23 13	1-3	—	—
19 Sat	* at TCU	T	14 14	1-3-1, 0-1-1	—	—
26 Sat	* BAYLOR	L	7 34	1-4-1, 0-2-1	—	—
NOV. 2 Sat	!* at Arkansas	L	7 21	1-5-1, 0-3-1	—	—
9 Sat	* SMU	L	7 9	1-6-1, 0-4-1	—	—
16 Sat	* at Rice	W	13 6	2-6-1, 1-4-1	—	—
28 Thu	* (*1) TEXAS	L	13 15	2-7-1, 1-5-1	CBS	—

* SWC game. † at Little Rock, Ark.

► 1964 1-9, 1-6 Coach Hank Foldberg

DATE	OPPONENT	W / L	SCORES	RECORD	TV	RK
SEPT. 19 Sat	at LSU	L	6 9	0-1	—	—
25 Fri	at Houston	L	0 10	0-2	—	—
OCT. 3 Sat	* TEXAS TECH	L	12 16	0-3, 0-1	—	—
10 Sat	at USC	L	7 31	0-4	—	—
17 Sat	* TCU	L	9 14	0-5, 0-2	—	—
24 Sat	* at Baylor	L	16 20	0-6, 0-3	—	—
31 Sat	* (*4) ARKANSAS	L	0 17	0-7, 0-4	—	—
NOV. 7 Sat	* at SMU	W	23 0	1-7, 1-4	—	—
14 Sat	* at Rice	L	8 19	1-8, 1-5	—	—
26 Thu	* at (*5) Texas	L	7 26	1-9, 1-6	regional	—

* SWC game.

► 1965 3-7, 1-6 Coach Gene Stallings

DATE	OPPONENT	W / L	SCORES	RECORD	TV	ATTEN.	RK
SEPT. 18 Sat	at (*8) LSU	L	0 10	0-1	—	—	—
25 Sat	at Georgia Tech	W	14 10	1-1	—	—	—
OCT. 2 Sat	* at Texas Tech	L	16 20	1-2, 0-1	—	—	—
9 Sat	HOUSTON	W	10 7	2-2	—	—	—
16 Sat	* at TCU	L	9 17	2-3, 0-2	—	—	—
23 Sat	* BAYLOR	L	0 31	2-4, 0-3	—	—	—
30 Sat	!* at (*2) Arkansas	L	0 31	2-5, 0-4	—	—	—

NOV. 6 Sat	* SMU	L	0 10	2-6, 0-5	—	—
13 Sat	* at Rice	W	14 13	3-6, 1-5	—	—
25 Thu	* TEXAS	L	17 21	3-7, 1-6	—	—

* SWC game. † at Little Rock, Ark.

► 1966 4-5-1, 4-3 Coach Gene Stallings

DATE	OPPONENT	W / L / T	SCORES	RECORD	TV	RK
SEPT. 17 Sat	at Georgia Tech	L	3 38	0-1	—	—
24 Sat	at Tulane	L	13 21	0-2	—	—
OCT. 1 Sat	* TEXAS TECH	W	35 14	1-2, 1-0	—	—
8 Sat	at LSU	T	7 7	1-2-1	—	—
15 Sat	* TCU	W	35 7	2-2-1, 2-0	—	—
22 Sat	* at Baylor	W	17 13	3-2-1, 3-0	—	—
29 Sat	* (*9) ARKANSAS	L	0 34	3-3-1, 3-1	—	—
NOV. 5 Sat	* at SMU	L	14 21	3-4-1, 3-2	—	—
12 Sat	* at Rice	W	7 6	4-4-1, 4-2	—	—
24 Thu	* at Texas	L	14 22	4-5-1, 4-3	—	—

* SWC game.

► 1967 7-4, 6-1 Coach Gene Stallings

SWC CHAMPIONS

DATE	OPPONENT	W / L	SCORES	RECORD	TV	RK
SEPT. 16 Sat	* SMU	L	17 20	0-1, 0-1	CBS	—
23 Sat	* vs Purdue	L	20 24	0-2	—	—
30 Sat	at LSU	L	6 17	0-3	—	—
OCT. 7 Sat	FLORIDA STATE	L	18 19	0-4	—	—
14 Sat	* at Texas Tech	W	28 24	1-4, 1-1	—	—
21 Sat	* at TCU	W	20 0	2-4, 2-1	—	—
28 Sat	* BAYLOR	W	21 3	3-4, 3-1	—	—
NOV. 4 Sat	* ARKANSAS	W	33 21	4-4, 4-1	—	—
18 Sat	* at Rice	W	18 3	5-4, 5-1	—	—
23 Thu	* TEXAS	W	10 7	6-4, 6-1	—	—
JAN. 1 Mon	† vs (*8) Alabama	W	20 16	7-4	CBS	—

* SWC game. † at Dallas, Texas. ‡ Cotton Bowl, Dallas. Attendance: 73,800



GENE STALLINGS
(coat & tie) and his staff enter Kyle Field.

► 1968 3-7, 2-5 Coach Gene Stallings

DATE	OPPONENT	W / L	SCORES	RECORD	TV	RK
SEPT. 21 Sat	at (*18) LSU	L	12 13	0-1	—	13
28 Sat	at Tulane	W	35 3	1-1	—	—
OCT. 5 Sat	at Florida State	L	14 20	1-2	—	17
12 Sat	* TEXAS TECH	L	16 21	1-3, 0-1	—	—
19 Sat	* TCU	W	27 7	2-3, 1-1	—	—
26 Sat	* at Baylor	L	9 10	2-4, 1-2	—	—
NOV. 2 Sat	* (*17) ARKANSAS	L	22 25	2-5, 1-3	—	—
9 Sat	* at SMU	L	23 36	2-6, 1-4	—	—
16 Sat	* RICE	W	24 14	3-6, 2-4	—	—
28 Thu	* at (*6) Texas	L	14 35	3-7, 2-5	ABC	—

* SWC game.

► 1969 3-7, 2-5 Coach Gene Stallings

DATE	OPPONENT	W / L	SCORES	RECORD	TV	RK
SEPT. 20 Sat	at LSU	L	6 35	0-1	—	—
27 Sat	at Nebraska	L	0 14	0-2	—	—
OCT. 4 Sat	at Army	W	20 13	1-2	—	—
11 Sat	* at Texas Tech	L	9 13	1-3, 0-1	—	—
18 Sat	* at TCU	L	6 16	1-4, 0-2	—	—

25	Sat	*	BAYLOR	W	24	0	2-4, 1-2	—	—
NOV. 1	Sat	*	(#4) Arkansas	L	13	35	2-5, 1-3	ABC-R	—
8	Sat	*	SMU	W	20	10	3-5, 2-3	—	—
15	Sat	*	at Rice	L	6	7	3-6, 2-4	—	—
27	Thu	*	(#1) TEXAS	L	12	49	3-7, 2-5	—	—

* SWC game.

► 1970 2-9, 0-7 Coach Gene Stallings

DATE	OPPONENT	W / L	SCORES	RECORD	TV	ATTN.	RK
SEPT. 12	Sat	W	41 14	1-0	—	—	—
19	Sat	W	20 18	2-0	—	—	—
26	Sat	L	13 56	2-1	—	—	—
OCT. 3	Sat	L	10 14	2-2	—	—	—
10	Sat	L	7 21	2-3, 0-1	—	—	—
17	Sat	L	15 31	2-4, 0-2	—	—	—
24	Sat	L	24 29	2-5, 0-3	—	—	—
31	Sat	L	6 45	2-6, 0-4	—	—	—
NOV. 7	Sat	L	3 6	2-7, 0-5	—	—	—
14	Sat	L	17 18	2-8, 0-6	—	—	—
26	Thu	L	14 52	2-9, 0-7	—	—	—

* SWC game.

► 1971 5-6, 4-3 Coach Gene Stallings

DATE	OPPONENT	W / L	SCORES	RECORD	TV	ATTN.	RK
SEPT. 11	Sat	W	41 7	1-0	—	29,580	—
18	Sat	L	0 37	1-1	—	68,576	—
25	Sat	L	7 34	1-2	—	67,993	—
OCT. 2	Sat	L	0 17	1-3	—	26,627	—
16	Sat	L	7 28	1-4, 0-1	—	44,380	—
20	Wed	L	3 14	1-5, 0-2	—	31,910	—
23	Sat	W	10 9	2-5, 1-2	—	28,662	—
30	Sat	W	17 9	3-5, 2-2	—	54,446	—
NOV. 6	Sat	W	27 10	4-5, 3-2	—	27,358	—
13	Sat	W	18 13	5-5, 4-2	—	47,000	—
25	Thu	L	14 34	5-6, 4-3	—	52,090	—

* SWC game. † at Little Rock, Ark.

► 1972 3-8, 2-5 Coach Emory Bellard

DATE	OPPONENT	W / L	SCORES	RECORD	TV	ATTN.	RK
SEPT. 9	Sat	W	36 13	1-0	—	22,659	—
16	Sat	L	7 37	1-1	—	76,042	—
23	Sat	L	17 42	1-2	—	68,538	—
30	Sat	L	14 24	1-3	—	46,680	—
OCT. 14	Sat	L	14 17	1-4, 0-1	—	34,216	—
21	Sat	L	10 13	1-5, 0-2	—	28,770	—
28	Sat	L	13 15	1-6, 0-3	—	40,000	—
NOV. 4	Sat	W	10 7	2-6, 1-3	—	36,723	—
11	Sat	W	27 17	3-6, 2-3	—	32,109	—
18	Sat	L	14 20	3-7, 2-4	—	28,231	—
23	Thu	L	3 38	3-8, 2-5	ABC	68,000	—

* SWC game.

► 1973 5-6, 3-4 Coach Emory Bellard

DATE	OPPONENT	W / L	SCORES	RECORD	TV	ATTN.	RK
SEPT. 15	Sat	W	48 0	1-0	—	31,474	—
22	Sat	L	23 28	1-1	—	68,394	—
29	Sat	L	24 32	1-2	—	36,317	—
OCT. 6	Sat	W	30 15	2-2	—	30,000	—
13	Sat	L	16 28	2-3, 0-1	—	50,102	—
20	Sat	W	35 16	3-3, 1-1	—	32,010	—
27	Sat	W	28 22	4-3, 2-1	—	44,182	—
NOV. 3	Sat	L	10 14	4-4, 2-2	—	37,261	—
10	Sat	W	45 10	5-4, 3-2	—	37,180	—
17	Sat	L	20 24	5-5, 3-3	—	45,000	—
22	Thu	L	13 42	5-6, 3-4	—	52,974	—

* SWC game.

► 1974 8-3, 5-2 Coach Emory Bellard

DATE	OPPONENT	W / L	SCORES	RECORD	TV	ATTN.	RK
SEPT. 14	Sat	W	24 0	1-0	—	38,792	20
21	Sat	W	21 14	2-0	—	69,088	12
28	Sat	W	28 15	3-0	—	54,000	9
OCT. 5	Sat	L	10 28	3-1	—	36,230	5
12	Sat	W	28 7	4-1, 1-0	ABC-R	50,620	16
19	Sat	W	17 0	5-1, 2-0	—	36,701	8
26	Sat	W	20 0	6-1, 3-0	—	48,500	8
NOV. 2	Sat	W	20 10	7-1, 4-0	—	47,887	8
9	Sat	L	14 18	7-2, 4-1	—	44,463	5
16	Sat	W	37 7	8-2, 5-1	—	45,334	10
29	Thu	L	3 32	8-3, 5-2	ABC-R	77,584	8

* SWC game.

► 1975 10-2, 6-1 Coach Emory Bellard SWC TRI-CHAMPIONS

DATE	OPPONENT	W / L	SCORES	RECORD	TV	ATTN.	RK
SEPT. 13	Sat	W	7 0	1-0	—	47,021	9
20	Sat	W	39 8	2-0	—	69,445	11
27	Sat	W	43 13	3-0	ABC-R	45,524	8
OCT. 4	Sat	W	10 0	4-0	—	37,100	6
11	Sat	W	38 9	5-0, 1-0	—	52,254	6
18	Sat	W	14 6	6-0, 2-0	—	34,210	5
25	Sat	W	19 10	7-0, 3-0	—	53,693	5
NOV. 8	Sat	W	36 3	8-0, 4-0	—	49,809	4
15	Sat	W	33 14	9-0, 5-0	—	67,000	3
28	Fri	W	20 10	10-0, 6-0	ABC-R	56,679	2
DEC. 6	Sat	L	6 31	10-1, 6-1	ABC	52,000	2
22	Mon	L	0 20	10-2	ABC	52,129	6

* SWC game. † at Little Rock, Arkansas. ‡ Liberty Bowl, Memphis, Tennessee.

► 1976 10-2, 6-2 Coach Emory Bellard

DATE	OPPONENT	W / L	SCORES	RECORD	TV	ATTN.	RK
SEPT. 11	Sat	W	19 0	1-0	—	44,039	14
18	Sat	W	34 14	2-0	—	50,027	11
25	Sat	L	10 21	2-1, 0-1	—	70,001	9
OCT. 2	Sat	W	14 7	3-1	—	67,543	—
9	Sat	L	16 27	3-2, 0-2	—	52,651	17
16	Sat	W	24 0	4-2, 1-2	—	52,241	—
23	Sat	W	57 34	5-2, 2-2	—	47,354	—
30	Sat	W	36 0	6-2, 3-2	ABC-R	35,213	—
NOV. 13	Sat	W	31 10	7-2, 4-2	ABC	47,000	17
20	Sat	W	59 10	8-2, 5-2	—	44,055	11
25	Thu	W	27 3	9-2, 6-2	ABC-R	70,000	11
JAN. 2	Sun	W	37 14	10-2	CBS	33,250	10

* SWC game. † at Little Rock, Arkansas. ‡ Sun Bowl, El Paso, Texas.

► 1977 8-4, 6-2 Coach Emory Bellard

DATE	OPPONENT	W / L	SCORES	RECORD	TV	ATTN.	RK
SEPT. 10	Sat	W	28 14	1-0	—	51,454	9
17	Sat	W	27 6	2-0	—	33,500	7
24	Sat	W	33 17	3-0, 1-0	—	55,008	6
OCT. 1	Sat	L	3 41	3-1	ABC	104,802	5
15	Sat	W	38 31	4-1, 2-0	—	45,000	13
22	Sat	W	28 14	5-1, 3-0	—	57,000	12
29	Sat	W	38 21	6-1, 4-0	—	53,932	12
NOV. 12	Sat	L	20 26	6-2, 4-1	—	55,028	11
19	Sat	W	52 23	7-2, 5-1	—	28,563	14
26	Sat	L	28 57	7-3, 5-2	—	57,443	12
DEC. 3	Sat	W	27 7	8-3, 6-2	ABC-R	51,790	tt17
31	Sat	L	28 47	8-4	Mizlou	52,842	tt17

* SWC game. † Bluebonnet Bowl, Astrodome, Houston.

► 1978 8-4, 4-4 Coach Emory Bellard

DATE	OPPONENT	W / L	SCORES	RECORD	TV	ATTN.	RK
SEPT. 9	Sat	W	37 10	1-0	—	37,640	16
23	Sat	W	37 2	2-0	—	26,012	9
30	Sat	W	58 0	3-0	—	56,818	8
OCT. 7	Sat	W	38 9	4-0, 1-0	—	56,121	7
14	Sat	L	0 33	4-1, 1-1	—	52,156	6
21	Sat	L	6 24	4-2, 1-2	—	55,458	12

Coach Tom Wilson

28	Sat	*	RICE	W	38	21	5-2, 2-2	—	51,461	—
NOV. 4	Sat	*	at SMU	W	20	17	6-2, 3-2	ABC-R	57,208	—
18	Sat	!	(#13) Arkansas	L	7	26	6-3, 3-3	ABC-R	54,118	—
25	Sat	*	TCU	W	15	7	7-3, 4-3	—	41,484	—
DEC. 2	Sat	*	(#14) Texas	L	7	22	7-4, 4-4	ABC	78,413	—
20	Wed	†	vs (#19) Iowa State	W	28	12	8-4	Mizlou	41,150	—

* SWC game. † at Little Rock, Arkansas. ‡ Hall of Fame Bowl, Legion Field, Birmingham, Alabama.

► 1979 6-5, 4-4 Coach Tom Wilson

DATE	OPPONENT	W / L	SCORES	RECORD	TV	ATTN.	RK			
SEPT. 8	Sat	*	vs BYU	L	17	18	0-1	—	40,000	14
15	Sat	*	at Baylor	L	7	17	0-2, 0-1	—	48,500	—
22	Sat	*	(#6) Penn State	W	27	14	1-2	—	77,576	—
29	Sat	*	at Memphis State	W	17	7	2-2	—	38,477	—
OCT. 6	Sat	*	at Texas Tech	L	20	21	2-3, 0-2	—	52,468	—
13	Sat	*	(#7) HOUSTON	L	14	17	2-4, 0-3	—	59,545	—
27	Sat	*	at Rice	W	41	15	3-4, 1-3	—	43,000	—
NOV. 3	Sat	*	SMU	W	47	14	4-4, 2-3	ABC-R	58,690	—
17	Sat	*	(#9) ARKANSAS	L	10	22	4-5, 2-4	—	62,648	—

24 Sat	*	at TCU	W	30	7	5-5, 3-4	—	27,229	—
DEC.	1 Sat	* (6) TEXAS	W	13	7	6-5, 4-4	—	69,017	—

*SWC game. * at Rice Stadium, Houston.


► 1980 4-7, 3-5 Coach Tom Wilson										
DATE	OPPONENT	W / L	SCORES	RECORD	TV	ATTEN.	RK			
SEPT.	6 Sat	*	at Ole Miss	W	23	20	1-0	—	47,482	—
	13 Sat		at (*12) Georgia	L	0	42	1-1	—	60,150	—
	20 Sat		(*11) PENN STATE	L	9	25	1-2	—	66,783	—
OCT.	4 Sat	*	TEXAS TECH	W	41	21	2-2, 1-0	—	65,379	—
	11 Sat	*	at Houston	L	13	17	2-3, 1-1	—	46,525	—
	18 Sat	*	(*13) BAYLOR	L	7	46	2-4, 1-2	—	69,588	—
	25 Sat	*	RICE	L	6	10	2-5, 1-3	—	51,630	—
NOV.	1 Sat	*	at (*19) SMU	L	0	27	2-6, 1-4	ABC-R	41,289	—
	15 Sat	*	at Arkansas	L	24	27	2-7, 1-5	—	38,715	—
	22 Sat	*	TCU	W	13	10	3-7, 2-5	—	48,546	—
	29 Sat	*	at Texas	W	24	14	4-7, 3-5	—	72,537	—

*SWC game. * at Veterans Memorial Stadium, Jackson, Mississippi.

► 1981 7-5, 4-4 Coach Tom Wilson										
DATE	OPPONENT	W / L	SCORES	RECORD	TV	ATTEN.	RK			
SEPT.	5 Sat		at California	W	29	28	1-0	—	40,000	—
	19 Sat		at Boston College	L	12	13	1-1	—	31,000	—
	26 Sat		LOUISIANA TECH	W	43	7	2-1	—	56,217	—
OCT.	3 Sat	*	at Texas Tech	W	24	23	3-1, 1-0	—	50,081	—
	10 Sat	*	HOUSTON	W	7	6	4-1, 2-0	—	66,569	—
	17 Sat	*	at Baylor	L	17	19	4-2, 2-1	—	45,000	—
	24 Sat	*	at Rice	W	51	26	5-2, 3-1	—	52,000	—
	31 Sat	*	(*13) SMU	L	7	27	5-3, 3-2	—	62,646	—
NOV.	14 Sat	*	(*16) ARKANSAS	L	7	10	5-4, 3-3	ABC-R	62,003	—
	21 Sat	*	TCU	W	37	7	6-4, 4-3	—	29,483	—
	26 Thu	*	(*7) TEXAS	L	13	21	6-5, 4-4	—	71,731	—
DEC.	12 Sat	†	vs Oklahoma State	W	33	16	7-5	Mizlou	48,600	—

*SWC game. † Independence Bowl, Shreveport, Louisiana.

► 1982 5-6, 3-5 Coach Jackie Sherrill										
DATE	OPPONENT	W / L	SCORES	RECORD	TV	ATTEN.	RK			
SEPT.	4 Sat		BOSTON COLLEGE	L	16	38	0-1	ABC	55,177	—
	18 Sat		UT ARLINGTON	W	61	22	1-1	—	54,098	—
	25 Sat		LOUISIANA TECH	W	38	27	2-1	—	53,214	—
OCT.	2 Sat	*	TEXAS TECH	L	15	24	2-2, 0-1	CBS-R	59,416	—
	9 Sat	*	at Houston	L	20	24	2-3, 0-2	—	46,302	—
	16 Sat	*	BAYLOR	W	28	23	3-3, 1-2	—	64,017	—
	23 Sat	*	RICE	W	49	7	4-3, 2-2	—	53,767	—
	30 Sat	*	at (*4) SMU	L	9	47	4-4, 2-3	CBS	50,008	—



KEITH WOODSIDE
1986 Cotton Bowl vs. Auburn

HISTORY

NOV.	13 Sat	l*	at (*10) Arkansas	L	0	35	4-5, 2-4	—	53,410	—
	20 Sat	*	TCU	W	34	14	5-5, 3-4	—	51,892	—
	25 Sat	*	at (*14) Texas	L	16	53	5-6, 3-5	—	72,368	—

*SWC game. † at Little Rock, Arkansas.

► 1983 5-5-1, 4-3-1 Coach Jackie Sherrill										
DATE	OPPONENT	W / L / T	SCORES	RECORD	TV	ATTEN.	RK			
SEPT.	3 Sat		CALIFORNIA	L	17	19	0-1	—	51,971	—
	17 Sat		ARKANSAS STATE	W	38	17	1-1	—	50,064	—
	24 Sat		OKLAHOMA STATE	L	15	34	1-2	CBS	53,638	—
OCT.	1 Sat	*	at Texas Tech	L	0	3	1-3, 0-1	—	52,109	—
	8 Sat	*	HOUSTON	W	30	7	2-3, 1-1	—	57,622	—
	15 Sat	*	at Baylor	T	13	13	2-3-1, 1-1-1	WTBS	40,000	—
	22 Sat	*	at Rice	W	29	10	3-3-1, 2-1-1	—	40,000	—
	29 Sat	*	(*10) SMU	L	7	10	3-4-1, 2-2-1	—	60,219	—
NOV.	12 Sat	*	ARKANSAS	W	36	23	4-4-1, 3-2-1	—	58,597	—
	19 Sat	*	at TCU	W	20	10	5-4-1, 4-2-1	—	28,640	—
	26 Sat	*	(*2) TEXAS	L	13	45	5-5-1, 4-3-1	ABC	76,751	—

*SWC game. † at Little Rock, Arkansas.

► 1984 6-5, 3-5 Coach Jackie Sherrill										
DATE	OPPONENT	W / L	SCORES	RECORD	TV	ATTEN.	RK			
SEPT.	1 Sat		UTEP	W	20	17	1-0	Gaylord-R	42,658	—
	22 Sat		IOWA STATE	W	38	17	2-0	Gaylord-R	45,239	—
	29 Sat		ARKANSAS STATE	W	22	21	3-0	Gaylord-R	45,282	—
OCT.	6 Sat	*	TEXAS TECH	L	12	30	3-1, 0-1	Raycom-R	51,365	—
	13 Sat	*	at Houston	L	7	9	3-2, 0-2	—	34,103	—
	20 Sat	*	BAYLOR	L	16	20	3-3, 0-3	—	54,618	—
	27 Sat	*	RICE	W	38	14	4-3, 1-3	—	43,108	—
NOV.	3 Sat	*	at (*19) SMU	L	20	28	4-4, 1-4	—	47,113	—
	17 Sat	*	at Arkansas	L	0	28	4-5, 1-5	Raycom-R	38,020	—
	24 Sat	*	(*17) TCU	W	35	21	5-5, 2-5	—	38,209	—
DEC.	1 Sat	*	at (*13) Texas	W	37	12	6-5, 3-5	ESPN	81,309	—

*SWC game.

► 1985 10-2, 7-1 Coach Jackie Sherrill										
SWC CHAMPIONS										
DATE	OPPONENT	W / L	SCORES	RECORD	TV	ATTEN.	RK			
SEPT.	14 Sat	*	at (*20) Alabama	L	10	23	0-1	ESPN	74,697	—
	21 Sat		NORTHEAST LOUISIANA	W	31	17	1-1	—	46,851	—
	28 Sat		TULSA	W	45	10	2-1	—	44,593	—
OCT.	5 Sat	*	at Texas Tech	W	28	27	3-1, 1-0	—	50,148	—
	12 Sat	*	HOUSTON	W	43	16	4-1, 2-0	—	55,711	—
	19 Sat	*	at (*14) Baylor	L	15	20	4-2, 2-1	—	48,500	—
	26 Sat	*	at Rice	W	43	28	5-2, 3-1	—	41,195	—
NOV.	2 Sat	*	(*19) SMU	W	19	17	6-2, 4-1	ESPN	54,597	—
	16 Sat	*	(*9) ARKANSAS	W	10	6	7-2, 5-1	ESPN	58,632	—
	23 Sat	*	at TCU	W	53	6	8-2, 6-1	—	38,782	19
	28 Thu	*	(*18) TEXAS	W	42	10	9-2, 7-1	ESPN	77,607	15
JAN.	1 Wed	†	vs (*16) Auburn	W	36	16	10-2	CBS	73,137	11

*SWC game. * at Legion Field, Birmingham, Alabama. † Mobil Cotton Bowl, Dallas.

► 1986 9-3, 7-1 Coach Jackie Sherrill										
SWC CHAMPIONS										
DATE	OPPONENT	W / L	SCORES	RECORD	TV	ATTEN.	RK			
SEPT.	13 Sat		at (*14) LSU	L	17	35	0-1	ESPN	79,713	7
	20 Sat		NORTH TEXAS STATE	W	48	28	1-1	—	54,406	16
	27 Sat		SOUTHERN MISS	W	16	7	2-1	—	54,938	14
OCT.	4 Sat	*	TEXAS TECH	W	45	8	3-1, 1-0	—	62,876	14
	11 Sat	*	at Houston	W	19	7	4-1, 2-0	Raycom-R	28,277	14
	18 Sat	*	(*20) BAYLOR	W	31	30	5-1, 3-0	ABC-R	74,739	11
	25 Sat	*	RICE	W	45	10	6-1, 4-0	—	51,885	10
NOV.	1 Sat	*	at SMU	W	39	35	7-1, 5-0	—	58,125	10
	15 Sat	l*	at (*17) Arkansas	L	10	14	7-2, 5-1	ABC-R	54,912	7
	22 Sat	*	TCU	W	74	10	8-2, 6-1	Raycom-R	59,126	13
	27 Thu	*	at Texas	W	16	3	9-2, 7-1	ESPN	75,623	10
JAN.	1 Thu	†	vs (*11) Ohio State	L	12	28	9-3	CBS	74,188	8

*SWC game. † at Little Rock, Arkansas. † Mobil Cotton Bowl, Dallas.

► 1987 10-2, 6-1 Coach Jackie Sherrill										
SWC CHAMPIONS										
DATE	OPPONENT	W / L	SCORES	RECORD	TV	ATTEN.	RK			
SEPT.	13 Sat		(*6) LSU	L	3	17	0-1	ESPN	71,282	15
	20 Sat		(*10) WASHINGTON	W	29	12	1-1	ESPN	58,178	—
	27 Sat	*	vs Southern Miss	W	27	14	2-1	—	22,150	16
OCT.	4 Sat	*	at Texas Tech	L	21	27	2-2, 0-1	Raycom-R	42,625	15
	11 Sat	*	HOUSTON	W	22	17	3-2, 1-1	—	64,415	—
	18 Sat	*	at Baylor	W	34	10	4-2, 2-1	Raycom-R	46,812	—

25 Sat	*	at Rice	W	34	21	5-2, 3-1	—	32,500	—
NOV.	1 Sat	LOUISIANA TECH	W	32	3	6-2	—	53,779	—
	15 Sat	* (*20) ARKANSAS	W	14	0	7-2, 4-1	—	73,511	19
	22 Sat	* at TCU	W	42	24	8-2, 5-1	Raycom-R	40,164	16
	27 Thu	* TEXAS	W	20	13	9-2, 6-1	ESPN	78,573	15
JAN.	1 Fri	† vs (*13) Notre Dame	W	35	10	10-2	CBS	73,006	15

* SWC game. * at Veterans Memorial Stadium, Jackson, Mississippi. † Mobil Cotton Bowl, Dallas.

► 1988 7-5, 6-1 Coach Jackie Sherrill

DATE	OPPONENT	W / L	SCORES	RECORD	TV	ATTEN.	RK		
AUG.	27 Sat	* vs (*2) Nebraska	L	14	23	0-1	Raycom	58,172	10
SEPT.	3 Sat	at (*17) LSU	L	0	27	0-2	—	79,018	11
	24 Sat	at (*18) Oklahoma State	L	15	52	0-3	—	50,440	—
OCT.	1 Sat	* TEXAS TECH	W	50	15	1-3, 1-0	—	63,822	—
	8 Sat	* at Houston	W	30	16	2-3, 2-0	—	42,361	—
	15 Sat	* BAYLOR	W	28	14	3-3, 3-0	—	67,884	—
	22 Sat	* RICE	W	24	10	4-3, 4-0	—	53,727	—
NOV.	5 Sat	LOUISIANA TECH	W	56	17	5-3	—	48,023	—
	12 Sat	* at (*11) Arkansas	L	20	25	5-4, 4-1	—	53,818	—
	19 Sat	* TCU	W	18	0	6-4, 5-1	Raycom-R	52,969	—
	24 Thu	* at Texas	W	28	24	7-4, 6-1	ESPN	77,809	—
DEC.	1 Thu	* (*20) ALABAMA	L	10	30	7-5	ESPN	59,152	—

* SWC game. * Kickoff Classic, Giants Stadium, East Rutherford, N.J.

► 1989 8-4, 6-2 Coach R.C. Slocum

DATE	OPPONENT	W / L	SCORES	RECORD	TV	ATTEN.	RK		
SEPT.	2 Sat	(*7) LSU	W	28	16	1-0	ESPN	61,733	—
	9 Sat	at Washington	L	6	19	1-1	ABC-R	69,434	15
	16 Sat	* at TCU	W	44	7	2-1, 1-0	—	42,960	21
	30 Sat	SOUTHERN MISS	W	31	14	3-1	—	58,843	22
OCT.	7 Sat	* at Texas Tech	L	24	27	3-2, 1-1	Raycom-R	50,743	19
	14 Sat	* (*8) HOUSTON	W	17	13	4-2, 2-1	—	66,423	—
	21 Sat	* at Baylor	W	14	11	5-2, 3-1	—	45,565	23
	28 Sat	* at Rice	W	45	7	6-2, 4-1	—	30,900	21
NOV.	4 Sat	* SMU	W	63	14	7-2, 5-1	—	48,948	20
	24 Sat	* (*10) ARKANSAS	L	22	23	7-3, 5-2	CBS	57,876	14
DEC.	2 Sat	* TEXAS	W	21	10	8-3, 6-2	ESPN	76,803	16
	30 Sat	† vs (*23) Pittsburgh	L	28	31	8-4	CBS	44,887	16

* SWC game. † John Hancock Bowl, Sun Bowl, El Paso, Texas.

► 1990 9-3-1, 5-2-1 Coach R.C. Slocum

DATE	OPPONENT	W / L	SCORES	RECORD	TV	ATTEN.	RK		
SEPT.	1 Sat	at Hawai'i	W	28	13	1-0	ESPN	38,237	13
	15 Sat	SW LOUISIANA	W	63	14	2-0	—	51,317	12
	22 Sat	NORTH TEXAS	W	40	8	3-0	—	52,049	12
	29 Sat	at LSU	L	8	17	3-1	—	77,703	11
OCT.	6 Sat	* TEXAS TECH	W	28	24	4-1, 1-0	—	68,593	19
	13 Sat	* at (*12) Houston	L	31	36	4-2, 1-1	—	45,141	20
	20 Sat	* BAYLOR	T	20	20	4-2-1, 1-1-1	—	61,017	25
	27 Sat	* RICE	W	41	15	5-2-1, 2-1-1	—	52,158	—
NOV.	3 Sat	* at SMU	W	38	17	6-2-1, 3-1-1	—	23,783	—
	17 Sat	* at Arkansas	W	20	16	7-2-1, 4-1-1	—	46,418	—
	24 Sat	* TCU	W	56	10	8-2-1, 5-1-1	Raycom-R	40,378	—
DEC.	1 Sat	* at (*5) Texas	L	27	28	8-3-1, 5-2-1	CBS	82,518	—
	29 Sat	† vs (*13) BYU	W	65	14	9-3-1	ESPN	61,441	—

* SWC game. † Sea World Holiday Bowl, Jack Murphy Stadium, San Diego, California.

► 1991 10-2, 8-0 Coach R.C. Slocum

SWC CHAMPIONS

DATE	OPPONENT	W / L	SCORES	RECORD	TV	ATTEN.	RK		
SEPT.	14 Sat	LSU	W	45	7	1-0	Raycom-R	66,281	20
	21 Sat	at Tulsa	L	34	35	1-1	Raycom-R	30,122	15
	28 Sat	SW LOUISIANA	W	34	7	2-1	—	56,271	—
OCT.	5 Sat	* at Texas Tech	W	37	14	3-1, 1-0	Raycom-R	50,577	23
	19 Sat	* at (*16) Baylor	W	34	12	4-1, 2-0	ABC-R	50,267	19
	26 Sat	* HOUSTON	W	27	18	5-1, 3-0	—	65,812	13
NOV.	2 Sat	* at Rice	W	38	21	6-1, 4-0	—	42,600	12
	7 Thu	* at TCU	W	44	7	7-1, 5-0	ESPN	27,762	12
	16 Sat	* ARKANSAS	W	13	3	8-1, 6-0	ESPN	62,487	13
	23 Sat	* SMU	W	65	6	9-1, 7-0	—	52,523	12
	28 Thu	* TEXAS	W	31	14	10-1, 8-0	ESPN	76,532	10
JAN.	1 Wed	† vs (*5) Florida State	L	2	10	10-2	CBS	73,728	9

* SWC game. † Mobil Cotton Bowl, Dallas.



► 1992 12-1, 7-0 Coach R.C. Slocum

SWC CHAMPIONS

DATE	OPPONENT	W / L	SCORES	RECORD	TV	ATTEN.	RK		
AUG.	26 Wed	* vs (*17) Stanford	W	10	7	1-0	Raycom	35,240	7
SEPT.	5 Sat	at LSU	W	31	22	2-0	ABC-R	69,313	7
	12 Sat	TULSA	W	19	9	3-0	—	58,926	7
	19 Sat	at Missouri	W	26	13	4-0	—	42,031	5
OCT.	3 Sat	* TEXAS TECH	W	19	17	5-0, 1-0	Raycom-R	69,817	5
	17 Sat	* RICE	W	35	9	6-0, 2-0	—	53,387	5
	24 Sat	* BAYLOR	W	19	13	7-0, 3-0	ABC-R	66,542	5
	31 Sat	* at SMU	W	41	7	8-0, 4-0	—	41,417	5
NOV.	7 Sat	LOUISVILLE	W	40	18	9-0	ABC-R	48,848	5
	12 Thu	* at Houston	W	38	30	10-0, 5-0	ESPN	38,644	4
	21 Sat	* TCU	W	37	10	11-0, 6-0	ABC-R	55,086	4
	26 Thu	* at Texas	W	34	13	12-0, 7-0	ESPN	81,170	4
JAN.	1 Fri	† vs (*5) Notre Dame	L	3	28	12-1	NBC	71,615	4

* SWC game. * Disneyland Pigskin Classic, Anaheim Stadium, Anaheim, Calif. † Mobil Cotton Bowl, Dallas.

► 1993 10-2 Coach R.C. Slocum

SWC CHAMPIONS

DATE	OPPONENT	W / L	SCORES	RECORD	TV	ATTEN.	RK		
SEPT.	4 Sat	LSU	W	24	0	1-0	ABC-R	61,307	5
	11 Sat	at (*17) Oklahoma	L	14	44	1-1	ABC-R	68,211	5
	18 Sat	MISSOURI	W	73	0	2-1	Raycom-R	51,778	16
OCT.	2 Sat	* at Texas Tech	W	31	6	3-1, 1-0	ABC-R	50,748	14
	9 Sat	* HOUSTON	W	34	10	4-1, 2-0	Raycom-R	60,575	14
	16 Sat	* at Baylor	W	34	17	5-1, 3-0	Raycom-R	43,716	13
	23 Sat	* at Rice	W	38	10	6-1, 4-0	—	46,800	11
	30 Sat	* SMU	W	37	13	7-1, 5-1	—	53,076	11
NOV.	13 Sat	(*20) LOUISVILLE	W	42	7	8-1	ESPN	56,161	11
	20 Sat	* at TCU	W	59	3	9-1, 6-0	Raycom-R	33,537	10
	25 Thu	* TEXAS	W	18	9	10-1, 7-0	ESPN	74,748	8
JAN.	1 Sat	† vs (*4) Notre Dame	L	21	24	10-2	NBC	69,855	7

* SWC game. † Mobil Cotton Bowl, Dallas.

► 1994 10-0-1 Coach R.C. Slocum

DATE	OPPONENT	W / L	SCORES	RECORD	TV	ATTEN.	RK		
SEPT.	3 Sat	at LSU	W	18	13	1-0	—	75,504	15
	10 Sat	(*15) OKLAHOMA	W	36	14	2-0	—	72,577	16
	24 Sat	SOUTHERN MISS	W	41	17	3-0	—	56,007	12
OCT.	1 Sat	* TEXAS TECH	W	23	17	4-0, 1-0	—	64,242	10
	8 Sat	* at Houston	W	38	7	5-0, 2-0	—	40,184	10
	15 Sat	* BAYLOR	W	41	21	6-0, 3-0	—	70,111	7
	22 Sat	* RICE	W	7	0	7-0, 4-0	—	56,214	6
	29 Sat	* vs SMU	T	21	21	7-0-1, 4-0-1	—	51,056	7
NOV.	5 Sat	* at Texas	W	34	10	8-0-1, 5-0-1	—	82,312	11
	12 Sat	at Louisville	W	26	10	9-0-1	—	36,112	9
	19 Sat	* TCU	W	34	17	10-0-1, 6-0-1	—	58,113	9

* SWC game. † at Alamodome, San Antonio.


► 1995 9-3, 5-2 Coach R.C. Slocum

DATE	OPPONENT	W / L	SCORES	RECORD	TV	ATTEN.	RK		
SEPT.	2 Sat	LSU	W	33	17	1-0	ABC-R	70,057	3
	16 Sat	TULSA	W	52	9	2-0	Raycom-R	57,067	3
	23 Sat	at (*7) Colorado	L	21	29	2-1	ABC	53,849	3
OCT.	7 Sat	* at Texas Tech	L	7	14	2-2, 0-1	—	51,205	8
	14 Sat	* SMU	W	20	17	3-2, 1-1	—	59,573	22
	21 Sat	* at Baylor	W	24	9	4-2, 2-1	—	51,218	22
	28 Sat	* HOUSTON	W	31	7	5-2, 3-1	—	58,277	19
NOV.	9 Thu	* at Rice	W	17	10	6-2, 4-1	ESPN	39,500	18
	18 Sat	MIDDLE TENNESSEE ST	W	56	14	7-2	—	53,549	15
	25 Sat	* at TCU	W	38	6	8-2, 5-1	—	44,282	16
DEC.	2 Sat	* (*6) TEXAS	L	6	16	8-3, 5-2	ABC	76,221	16
	29 Fri	† vs (*14) Michigan	W	22	20	9-3	ESPN	64,597	19

* SWC game. † Builders Square Alamodome, San Antonio.

► 1996 6-6, 4-4 Coach R.C. Slocum

DATE	OPPONENT	W / L	SCORES	RECORD	TV	ATTEN.	RK		
AUG.	24 Sat	* at BYU	L	37	41	0-1	ABC	55,229	12
SEPT.	14 Sat	at SW Louisiana	L	22	29	0-2	—	38,783	25
	21 Sat	NORTH TEXAS	W	55	0	1-2	—	56,308	—
	28 Sat	* (*12) COLORADO							



R.C. SLOCUM
beat Texas
at Kyle Field
in 1997 to
become
A&M's all-time
winningest
coach and
secure the
Big 12 South
Championship.

► **1997** 9-4, 6-2 Coach R.C. Slocum
BIG 12 SOUTH CHAMPIONS

DATE	OPPONENT	W / L	SCORES	RECORD	TV	ATTEN.	RK
SEPT. 6 Sat	SAM HOUSTON STATE	W	59 6	1-0	—	58,619	—
20 Sat	SW LOUISIANA	W	66 0	2-0	FSN-R	54,603	—
27 Sat	* vs North Texas	W	36 10	3-0	—	42,224	18
OCT. 4 Sat	* at (*16) Colorado	W	16 10	4-0, 1-0	ABC-R	50,877	17
11 Sat	* IOWA STATE	W	56 17	5-0, 2-0	—	58,159	13
18 Sat	* at (*20) Kansas State	L	17 36	5-1, 2-1	ABC-R	43,601	14
25 Sat	* at Texas Tech	L	13 16	5-2, 2-2	—	50,513	20
NOV. 1 Sat	* (*19) OKLAHOMA ST (OT)	W	28 25	6-2, 3-2	FSN	60,776	25
8 Sat	* BAYLOR	W	38 10	7-2, 4-2	—	64,006	21
15 Sat	* at Oklahoma	W	51 7	8-2, 5-2	FSN	64,929	18
28 Fri	* TEXAS	W	27 16	9-2, 6-2	ABC	75,349	15
DEC. 6 Sat	! vs (*2) Nebraska	L	15 54	9-3	ABC	64,824	14
JAN. 1 Thu	† vs (*5) UCLA	L	23 29	9-4	CBS	59,215	20

* Big 12 game. * at Texas Stadium, Irving.

! Dr Pepper Big 12 Championship, Alamodome, San Antonio. † Southwestern Bell Cotton Bowl, Dallas.

► **1998** 11-3, 7-1 Coach R.C. Slocum
BIG 12 CHAMPIONS

DATE	OPPONENT	W / L	SCORES	RECORD	TV	ATTEN.	RK
AUG. 31 Mon	! vs (*2) Florida State	L	14 23	0-1	ABC	59,232	14
SEPT. 12 Sat	LOUISIANA TECH	W	28 7	1-1	—	55,073	18
19 Sat	at Southern Miss	W	24 6	2-1	FSN	33,233	17
26 Sat	NORTH TEXAS	W	28 9	3-1	—	56,072	17
OCT. 3 Sat	* at Kansas	W	24 21	4-1, 1-0	FSN-R	36,000	18
10 Sat	* (*2) NEBRASKA	W	28 21	5-1, 2-0	ABC-R	60,798	18
17 Sat	* at Baylor	W	35 14	6-1, 3-0	—	42,333	10
24 Sat	* (*25) TEXAS TECH	W	17 10	7-1, 4-0	ABC-R	62,873	8
31 Sat	* at Oklahoma State	W	17 6	8-1, 5-0	FSN	47,250	8
NOV. 7 Sat	* OKLAHOMA	W	29 0	9-1, 6-0	FX	54,506	7
14 Sat	* (*13) MISSOURI	W	17 14	10-1, 7-0	FSN-R	60,433	6
27 Fri	* at Texas	L	24 26	10-2, 7-1	ABC	83,687	6
DEC. 5 Sat	\$ vs (*2) Kansas State (207)	W	36 33	11-2	ABC	60,798	10
JAN. 1 Fri	† vs (*3) Ohio State	L	14 24	11-3	ABC	76,502	8

* Big 12 game. ! Kickoff Classic, Giants Stadium, East Rutherford, N.J.

\$ Dr Pepper Big 12 Championship, TWA Dome, St. Louis, Mo. † Nokia Sugar Bowl, Superdome, New Orleans.

► **1999** 8-4, 5-3 Coach R.C. Slocum

DATE	OPPONENT	W / L	SCORES	RECORD	TV	ATTEN.	RK
SEPT. 4 Sat	! vs Louisiana Tech	W	37 17	1-0	—	40,328	7
18 Sat	TULSA	W	62 13	2-0	—	67,647	7
25 Sat	SOUTHERN MISS	W	23 6	3-0	ABC-R	65,264	5
OCT. 2 Sat	* at Texas Tech	L	19 21	3-1, 0-1	FSN	53,513	5
9 Sat	* BAYLOR	W	45 13	4-1, 1-1	—	75,476	13
16 Sat	* KANSAS	W	34 17	5-1, 2-1	FSN-R	70,232	13
23 Sat	* at Oklahoma	L	6 51	5-2, 2-2	FSN	74,552	13
30 Sat	* OKLAHOMA STATE	W	21 3	6-2, 3-2	—	74,008	22
NOV. 6 Sat	* at (*9) Nebraska	L	0 37	6-3, 3-3	ABC-R	77,705	21
13 Sat	* at Missouri	W	51 14	7-3, 4-3	FSN-R	57,472	—
26 Fri	* (*7) TEXAS	W	20 16	8-3, 5-3	ABC	86,128	24
DEC. 28 Tue	† vs (*13) Penn State	L	0 24	8-4	ESPN	65,380	18

* Big 12 game. ! at Independence Stadium, Shreveport, La. † Sylvania Alamo Bowl, Alamodome, San Antonio.

► **2000** 7-5, 5-3 Coach R.C. Slocum

DATE	OPPONENT	W / L	SCORES	RECORD	TV	ATTEN.	RK
SEPT. 2 Sat	at Notre Dame	L	10 24	0-1	NBC	80,232	25
9 Sat	WYOMING	W	51 3	1-1	FSN	69,273	—
16 Sat	TEXAS-EL PASO	W	45 17	2-1	—	69,184	—
30 Sat	* TEXAS TECH	W	33 15	3-1, 1-0	FSN-R	83,644	—
OCT. 7 Sat	* COLORADO	L	19 26	3-2, 1-1	—	75,523	—
14 Sat	* at Baylor	W	24 0	4-2, 2-1	FSN-R	40,076	—
21 Sat	* at Iowa State	W	30 7	5-2, 3-1	ABC-R	48,931	—
28 Sat	* (*10) KANSAS STATE	W	26 10	6-2, 4-1	ABC-R	80,659	—
NOV. 4 Sat	* at Oklahoma State	W	21 16	7-2, 5-1	—	36,310	24
11 Sat	* (*1) OKLAHOMA	L	31 35	7-3, 5-2	ABC-R	87,188	23
24 Fri	* at (*12) Texas	L	17 43	7-4, 5-3	ABC	84,012	22
DEC. 31 Sun	† vs Mississippi State (OT)	L	41 43	7-5	ESPN	36,974	—

* Big 12 game. † Independence Bowl, Shreveport, La.

► **2001** 8-4, 4-4 Coach R.C. Slocum

DATE	OPPONENT	W / L	SCORES	RECORD	TV	ATTEN.	RK
SEPT. 1 Sat	MCNEESE STATE	W	38 24	1-0	—	70,656	—
6 Thu	at Wyoming	W	28 20	2-0	ESPN2	18,131	—
22 Sat	* OKLAHOMA STATE	W	21 7	3-0, 1-0	—	86,201	—
29 Sat	NOTRE DAME	W	24 3	4-0	ABC-R	87,206	—
OCT. 6 Sat	* BAYLOR	W	16 10	5-0, 2-0	—	82,589	24
13 Sat	* at (*20) Colorado	L	21 31	5-1, 2-1	—	49,521	25
20 Sat	* at Kansas State	W	31 24	6-1, 3-1	—	49,935	—
27 Sat	* IOWA STATE	W	24 21	7-1, 4-1	—	85,661	—
NOV. 3 Sat	* at Texas Tech	L	0 12	7-2, 4-2	—	52,649	24
10 Sat	* at (*3) Oklahoma	L	10 31	7-3, 4-3	ABC-R	75,525	—
23 Fri	* (*5) TEXAS	L	7 21	7-4, 4-4	ABC	87,555	—
DEC. 28 Fri	† vs TCU	W	28 9	8-4	ESPN	53,480	—

* Big 12 game. † galleryfurniture.com Bowl, Astrodome, Houston, Texas.

► **2002** 6-6, 3-5 Coach R.C. Slocum

DATE	OPPONENT	W / L	SCORES	RECORD	TV	ATTEN.	RK
AUG. 31 Sat	LOUISIANA-LAFAYETTE	W	31 7	1-0	—	75,087	23
SEPT. 7 Sat	at Pittsburgh	W	14 12	2-0	ESPN	45,489	20
21 Sat	(*7) VIRGINIA TECH	L	3 13	2-1	ABC-R	83,746	19
28 Sat	LOUISIANA TECH	W	31 3	3-1	—	72,802	24
OCT. 5 Sat	* TEXAS TECH (OT)	L	47 48	3-2, 0-1	—	86,478	23
12 Sat	* at Baylor	W	41 0	4-2, 1-1	FSN-R	38,673	—
19 Sat	* at Kansas	W	47 22	5-2, 2-1	—	34,000	—
26 Sat	* NEBRASKA	L	31 38	5-3, 2-2	TBS	81,054	—
NOV. 2 Sat	* at Oklahoma State	L	23 28	5-4, 2-3	FSN-R	47,607	—
9 Sat	* (*1) OKLAHOMA	W	30 26	6-4, 3-3	ABC-R	84,036	—
16 Sat	* MISSOURI (207)	L	27 33	6-5, 3-4	—	78,186	—
29 Fri	* at (*10) Texas	L	20 50	6-6, 3-5	ABC	83,711	—

* Big 12 game.

► **2003** 4-8, 2-6 Coach Dennis Franchione

DATE	OPPONENT	W / L	SCORES	RECORD	TV	ATTEN.	RK
AUG. 30 Sat	ARKANSAS STATE	W	26 11	1-0	—	75,804	—
SEPT. 6 Sat	UTAH	W	28 26	2-0	—	74,019	—
18 Thu	at (*8) Virginia Tech	L	19 35	2-1	ESPN	65,115	—
27 Sat	(*17) PITTSBURGH	L	26 37	2-2	ABC-R	79,116	—
OCT. 4 Sat	* at Texas Tech	L	28 59	2-3, 0-1	FSN	51,772	—
11 Sat	* BAYLOR	W	73 10	3-3, 1-1	—	73,030	—
18 Sat	* at (*14) Nebraska	L	12 48	3-4, 1-2	FSN-R	77,604	—
25 Sat	* (*18) OKLAHOMA STATE	L	10 38	3-5, 1-3	ABC-R	79,153	—
NOV. 1 Sat	* KANSAS	W	45 33	4-5, 2-3	—	68,487	—
8 Sat	* at (*1) Oklahoma	L	0 77	4-6, 2-4	ABC-R	83,461	—
15 Sat	* at Missouri	L	22 45	4-7, 2-5	FSN-R	55,505	—
28 Fri	* (*6) TEXAS	L	15 46	4-8, 2-6	ABC	84,094	—

* Big 12 game.

► **2004** 7-5, 5-3 Coach Dennis Franchione

DATE	OPPONENT	W / L	SCORES	RECORD	TV	ATTEN.	RK
SEPT. 2 Thu	at (*19) Utah	L	21 41	0-1	ESPN	45,419	—
11 Sat	WYOMING	W	31 0	1-1	FSN	65,600	—
18 Sat	CLEMSON	W	27 6	2-1	TBS	71,565	—
OCT. 2 Sat	* KANSAS STATE	W	42 30	3-1, 1-0	TBS	72,675	—
9 Sat	* at Iowa State	W	34 3	4-1, 2-0	—	44,307	—
16 Sat	* at (*15) Oklahoma State	W	36 20	5-1, 3-0	FSN	47,800	23
23 Sat	* COLORADO (OT)	W	29 26	6-1, 4-0	—	73,745	17
30 Sat	* at Baylor (OT)	L	34 35	6-2, 4-1	—	41,283	17
NOV. 6 Sat	* (*2) OKLAHOMA	L	35 42	6-3, 4-2	ABC-R	81,125	—
13 Sat	* TEXAS TECH (OT)	W	32 25	7-3, 5-2	ABC-R	82,278	22
26 Fri	* at (*5) Texas	L	13 26	7-4, 5-3	ABC	83,891	22
JAN. 1 Sat	† vs (*15) Tennessee	L	7 38	7-5	FOX	75,704	20

* Big 12 game. † SBC Cotton Bowl, Dallas.

HISTORY



RED, WHITE & BLUE OUT
Sept. 22, 2001

► 2005 5-6, 3-5 Coach Dennis Franchione

DATE	OPPONENT	W / L	SCORES	RECORD	TV	ATTEN.	RK
SEPT. 3 Sat	at Clemson	L	24 25	0-1	ABC-R	80,000	17
17 Sat	SMU	W	66 8	1-1	FSN	75,128	—
22 Thu	TEXAS STATE	W	44 31	2-1	FSN-SW	72,741	—
OCT. 1 Sat	* BAYLOR (OT)	W	16 13	3-1, 1-0	FSN	79,280	—
8 Sat	* at Colorado	L	20 41	3-2, 1-1	FSN	50,686	—
15 Sat	* OKLAHOMA STATE	W	62 23	4-2, 2-1	—	78,451	—
22 Sat	* at Kansas State	W	30 28	5-2, 3-1	—	45,915	—
OCT. 29 Sat	* IOWA STATE	L	14 42	5-3, 3-2	ABC-R	86,172	—
5 Sat	* at (*16) Texas Tech	L	17 56	5-4, 3-3	FSN	55,755	—
12 Sat	* at Oklahoma	L	30 36	5-5, 3-4	ABC-R	84,943	—
25 Fri	* (*2) TEXAS	L	29 40	5-6, 3-5	ABC	86,617	—

* Big 12 game.

► 2006 9-4, 5-3 Coach Dennis Franchione

DATE	OPPONENT	W / L	SCORES	RECORD	TV	ATTEN.	RK
SEPT. 2 Sat	THE CITADEL	W	35 3	1-0	—	70,104	—
9 Sat	LOUISIANA-LAFAYETTE	W	51 7	2-0	—	67,079	—
16 Sat	vs Army	W	28 24	3-0	ESPN2	64,583	—
23 Sat	LOUISIANA TECH	W	45 14	4-0	—	68,563	—
30 Sat	* TEXAS TECH	L	27 31	4-1, 0-1	ABC-R	85,979	—
7 Sat	* at Kansas	W	21 18	5-1, 1-1	FSN	46,445	—
14 Sat	* (*19) MISSOURI	W	25 19	6-1, 2-1	ABC-R	71,136	—
21 Sat	* at Oklahoma State (OT)	W	34 33	7-1, 3-1	—	43,006	25
28 Sat	* at Baylor	W	31 21	8-1, 4-1	—	51,385	22
NOV. 4 Sat	* (*18) OKLAHOMA	L	16 17	8-2, 4-2	ABC-SN	85,697	21
11 Sat	* NEBRASKA	L	27 28	8-3, 4-3	ABC-R	83,336	24
24 Fri	* at (*11) Texas	W	12 7	9-3, 5-3	ABC	89,102	—
DEC. 28 Thu	† vs (*20) California	L	10 45	9-4	ESPN	62,395	21

* Big 12 game. \$ AT&T Corps Classic, San Antonio. † Pacific Life Holiday Bowl, San Diego, Calif.

► 2007 7-6, 4-4 Coach Dennis Franchione

DATE	OPPONENT	W / L	SCORES	RECORD	TV	ATTEN.	RK
SEPT. 1 Sat	MONTANA STATE	W	38 7	1-0	—	79,438	25
8 Sat	FRESNO STATE (3OT)	W	47 45	2-0	FSN	75,922	23
15 Sat	LOUISIANA-MONROE	W	54 14	3-0	—	77,309	25
20 Thu	at Miami	L	17 34	3-1	ESPN	44,622	20
29 Sat	* BAYLOR	W	34 10	4-1, 1-0	Versus	82,970	—
OCT. 6 Sat	* OKLAHOMA STATE	W	24 23	5-1, 2-0	FSN	86,217	—
13 Sat	* at Texas Tech	L	7 35	5-2, 2-1	ABC-R	55,491	—
20 Sat	* at Nebraska	W	36 14	6-2, 3-1	—	84,473	—
27 Sat	* (*12) KANSAS	L	11 19	6-3, 3-2	ESPN2	85,341	—
NOV. 3 Sat	* at (*5) Oklahoma	L	14 42	6-4, 3-3	ABC-SN	85,044	—
10 Sat	* at (*7) Missouri	L	26 40	6-5, 3-4	FSN	64,945	—
23 Fri	* (*12) TEXAS	W	38 30	7-5, 4-4	ABC-N	88,253	—
DEC. 29 Sat	† vs Penn State	L	17 24	7-6	ESPN	66,166	—

* Big 12 game. † Valero Alamo Bowl, San Antonio.

► 2008 4-8, 2-6 Coach Mike Sherman

DATE	OPPONENT	W / L	SCORES	RECORD	TV	ATTEN.	RK
AUG. 30 Sat	ARKANSAS STATE	L	14 18	0-1	—	78,691	—
SEPT. 6 Sat	at New Mexico	W	28 22	1-1	Versus	28,007	—
20 Sat	MIAMI	L	23 41	1-2	ABC-R	84,165	—
27 Sat	ARMY	W	21 17	2-2	Versus	84,090	—
OCT. 4 Sat	* at (*21) Oklahoma State	L	28 56	2-3, 0-1	—	51,147	—
11 Sat	* KANSAS STATE	L	30 44	2-4, 0-2	—	78,669	—
18 Sat	* (*7) TEXAS TECH	L	25 43	2-5, 0-3	FSN	86,012	—

25 Sat	* at Iowa State	W	49 35	3-5, 1-3	FCS	45,495	—
NOV. 1 Sat	* COLORADO	W	24 17	4-5, 2-3	—	78,121	—
8 Sat	* (*6) OKLAHOMA	L	28 66	4-6, 2-4	ABC-R	85,603	—
15 Sat	* at Baylor	L	21 41	4-7, 2-5	—	43,549	—
27 Thu	* at (*4) Texas	L	9 49	4-8, 2-6	ESPN	98,621	—

* Big 12 game.

► 2009 6-7, 3-5 Coach Mike Sherman

DATE	OPPONENT	W / L	SCORES	RECORD	TV	ATTEN.	RK
SEPT. 5 Sat	NEW MEXICO	W	41 6	1-0	—	73,887	—
19 Sat	UTAH STATE	W	38 30	2-0	—	73,599	—
26 Sat	UAB	W	56 19	3-0	—	74,656	—
OCT. 3 Sat	† vs Arkansas	L	19 47	3-1	ESPN2	71,872	—
10 Sat	* (*15) OKLAHOMA STATE	L	31 36	3-2, 0-1	FSN	76,153	—
17 Sat	* at Kansas State	L	14 62	3-3, 0-2	—	44,934	—
24 Sat	* at (*21) Texas Tech	W	52 30	4-3, 1-2	—	57,733	—
31 Sat	* IOWA STATE	W	35 10	5-3, 2-2	—	72,530	—
NOV. 7 Sat	* at Colorado	L	34 35	5-4, 2-3	FCS	47,227	—
14 Sat	* at Oklahoma	L	10 65	5-5, 2-4	FSN	85,013	—
21 Sat	* BAYLOR	W	38 3	6-5, 3-4	—	82,106	—
26 Thu	* (*3) TEXAS	L	39 49	6-6, 3-5	ESPN	84,671	—
DEC. 28 Mon	! vs Georgia	L	20 44	6-7	ESPN2	49,653	—

* Big 12 game. † Southwest Classic, Cowboys Stadium, Arlington. ! AdvoCare V100 Independence Bowl, Shreveport.

► 2010 9-4, 6-2 Coach Mike Sherman

DATE	OPPONENT	W / L	SCORES	RECORD	TV	ATTEN.	RK
SEPT. 4 Sat	STEPHEN F. AUSTIN	W	48 7	1-0	—	81,287	—
11 Sat	LOUISIANA TECH	W	48 16	2-0	—	77,579	—
18 Sat	FIU	W	27 20	3-0	—	79,069	—
30 Thu	* at Oklahoma State	L	35 38	3-1, 0-1	ESPN	48,284	—
OCT. 9 Sat	† vs Arkansas	L	17 24	3-2	ABC	65,622	—
16 Sat	* (*21) MISSOURI	L	9 30	3-3, 0-2	FSN	83,453	—
23 Sat	* at Kansas	W	45 10	4-3, 1-2	FSN	44,239	—
30 Sat	* TEXAS TECH	W	42 27	5-3, 2-2	—	84,479	—
NOV. 6 Sat	* (*11) OKLAHOMA	W	33 19	6-3, 3-2	FSN	81,392	—
13 Sat	* at Baylor	W	42 30	7-3, 4-2	FSN	45,089	23
20 Sat	* (*9) NEBRASKA	W	9 6	8-3, 5-2	ABC	90,079	18
25 Thu	* at Texas	W	24 17	9-3, 6-2	ESPN	100,752	17
JAN. 7 Sat	! vs (*11) LSU	L	41 24	9-4	FOX	83,514	17

* Big 12 game. † Southwest Classic, Cowboys Stadium, Arlington. ! AT&T Cotton Bowl Classic, Arlington. 2011 (7-6, 4-5)

► 2011 7-6, 4-5 Coach Mike Sherman

DATE	OPPONENT	W / L	SCORES	RECORD	TV	ATTEN.	RK
SEPT. 4 Sun	SMU	W	46 14	1-0	FSN	86,951	8
17 Sat	Idaho	W	37 7	2-0	FSN-PPV	86,623	9
24 Sat	(*7) Oklahoma State	L	29 30	2-1, 0-1	ABC-R	87,358	8
OCT. 1 Sat	† vs (*18) Arkansas	L	38 42	2-2	ESPN	69,838	14
8 Sat	* at Texas Tech	W	45 20	3-2, 1-1	FX	58,416	24
15 Sat	* (*20) Baylor	W	55 28	4-2, 2-1	FX	87,361	19
22 Sat	* at Iowa State	W	33 17	5-2, 3-1	ABC-R	51,131	17
29 Sat	* Missouri (OT)	L	31 38	5-3, 3-2	FX	86,934	16
NOV. 5 Sat	* at (*6) Oklahoma	L	25 41	5-4, 3-3	ABC-R	85,709	—
12 Sat	* at (*14) Kansas State (4OT)	L	50 53	5-5, 3-4	ABC-R	46,204	—
19 Sat	* Kansas	W	61 7	6-5, 4-4	FSN	86,411	—
24 Thu	* (*25) TEXAS	L	25 27	6-6, 4-5	ESPN	88,645	—
DEC. 31 Sat	! vs Northwestern	W	33 22	7-6	ESPN	68,395	—

* Big 12 game. † Southwest Classic, Cowboys Stadium, Arlington. ! Meineke Car Care Bowl of Texas, Reliant Stadium, Houston

HISTORY

ALL-TIME vs. OPPONENTS

Overall (117 seasons): 681-450-48

2012 opponents highlighted

OPPONENT	W	L	T
Alabama	1	3	0
Arizona	1	0	0
Arkansas	24	41	3
Arkansas A&M	1	0	0
Arkansas State	3	1	0
Army	3	1	0
Auburn	2	0	0
Austin College	12	0	0
Baylor	68	31	9
Boston College	1	3	0
Brigham Young	1	2	0
Bryan Air Field	2	0	0
California	1	2	0
Camp Mabry	1	0	0
Camp Travis	1	0	0
C.C. Travis Remount	1	0	0
Centenary	3	6	0
Centre College	1	0	0
Cincinnati	0	1	0
The Citadel	1	0	0
Clemson	3	1	0
Colorado	3	6	0
Corpus Christi NAS	0	1	0
Dallas University	3	0	0
Daniel Baker	3	0	0
Deaf Institute	1	0	0
Ellington Field	1	0	0
Florida	1	1	0
Florida State	0	4	0
Fordham	1	0	0
Fort Worth Univ.	2	0	0
Fresno State	1	0	0
Galveston High	1	0	1
Georgia	3	2	0
Georgia Tech	1	1	0
Hardin-Simmons	1	0	0
Haskell Institute	5	3	0
Hawai'i	1	0	0
Henry College	1	0	0
Houston High	3	2	0
Houston	19	12	3
Houston YMCA	1	0	0
Howard Payne	3	1	0

OPPONENT	W	L	T
Idaho	1	0	0
Illinois	2	0	0
Iowa	1	0	0
Iowa State	10	1	0
Kansas City Medics	0	0	1
Kansas	9	2	0
Kansas State	8	7	0
Kentucky	1	1	0
Louisiana-Lafayette	5	1	0
Louisiana-Monroe	2	0	0
LSU	20	27	3
Louisiana Tech	10	0	0
Louisville	3	0	0
Manhattan	2	0	0
Marshall	1	0	0
Maryland	2	0	0
McNeese State	1	0	0
Memphis	2	0	0
Miami, Fla.	1	2	0
Michigan	1	2	0
Michigan State	1	2	0
Middle Tennessee State	1	0	0
Ole Miss	4	0	0
Mississippi State	2	3	0
Missouri	7	5	0
Missouri Mines	2	0	0
Montana State	1	0	0
Nebraska	4	10	0
Nevada	1	0	0
New Mexico	3	0	0
New York Univ.	1	0	0
North Texas	7	0	0
North Texas AC	1	0	1
Northwestern	1	0	0
Notre Dame	2	3	0
Ohio State	0	4	0
Oklahoma	11	19	0
Oklahoma State	17	10	0
Ouachita	1	0	0
Penn State	1	3	0
Phillips of Enid	1	0	0
Pittsburgh	1	2	0
Polytechnic	1	0	0

OPPONENT	W	L	T
Purdue	0	1	0
Ream Field	1	0	0
Rice	50	27	2
St. Edwards	1	0	0
Sam Houston State	10	0	0
San Francisco	2	0	0
Santa Clara	1	1	0
Sewanee	5	2	1
SMU	42	29	7
South Carolina State (2012 is first meeting)			
Southern California	0	3	0
Southern Mississippi	7	0	0
Southwestern	18	0	0
Stanford	1	0	0
Stephen F. Austin	3	0	0
Tarleton State	2	0	0
Temple	0	2	0
Tennessee	0	2	0
Texas A&I	5	0	1
TCU	56	29	7
Texas	37	76	5
Texas State	2	0	0
Texas Tech	37	32	1
Transylvania	1	1	0
Trinity Univ.	18	1	2
Tulane	10	5	0
Tulsa	6	2	0
UAB	1	0	0
UCLA	2	2	0
UT Arlington	1	0	0
Utah	2	1	0
Utah State	1	0	0
UTEP	2	0	0
Villanova	2	2	0
Virginia Tech	2	2	0
VMI	1	0	0
Washington	2	1	1
Washington State	2	0	0
Waxahachie AC	1	0	0
Wichita State	4	0	0
Wyoming	3	0	0
TOTALS	681	450	48

HISTORY

AGGIE FOOTBALL BY DECADE

DECADE	OVERALL RECORD	PCT.	CONF. RECORD	PCT.	BOWLS	PCT.
1890s	12 - 7 - 1	.625	n/a	—	—	—
1900s	50 - 20 - 6	.697	n/a	—	—	—
1910s	67 - 14 - 3	.816	10 - 3 - 0	.769	—	—
1920s	59 - 23 - 9	.698	24 - 18 - 7	.561	1-0	1.000
1930s	52 - 40 - 9	.559	21 - 29 - 8	.431	—	—
1940s	50 - 47 - 5	.515	25 - 29 - 4	.466	2-2	.500
1950s	51 - 45 - 6	.529	16 - 34 - 4	.333	1-1	.500
1960s	31 - 64 - 6	.337	23 - 43 - 4	.357	1-0	1.000
1970s	65 - 49 - 0	.570	40 - 34 - 0	.541	2-2	.500
1980s	71 - 44 - 1	.616	49 - 28 - 1	.635	3-2	.600
1990s	94 - 28 - 2	.766	60 - 14 - 2	.810	2-6	.250
2000s	63 - 59 - 0	.516	38 - 45 - 0	.458	1-5	.167
2010s	16 - 10 - 0	.615	10 - 7 - 0	.588	1-1	.500
TOTAL	681-450-48	.598	314-255-30	.549	14-19	.424

SERIES HISTORY vs. OPPONENTS

numbers following dates indicate A&M/opponent ranking (AP) at time of game.

ALABAMA

Alabama leads, 3-1

1/ 1/1942	9/20	N	Dallas (Cotton Bowl)	L	21	29
1/ 1/1968	—/ 8	N	Dallas (Cotton Bowl)	W	20	16
9/14/1985	—/20	A	Birmingham	L	10	23
12/ 1/1988	—/20	H	College Station	L	10	30
						61 98

ARIZONA

A&M leads, 1-0

10/21/1921		H	College Station	W	17	13
------------	--	---	-----------------	---	----	----

ARKANSAS

Arkansas leads, 41-24-3

1903		H	College Station	W	6	0
1910		A	Fayetteville	L	0	5
1912		N	Dallas	W	27	0
10/15/1927		H	College Station	W	40	6
10/27/1928		A	Fayetteville	L	12	27
10/26/1929		H	College Station	L	13	14
10/25/1930		A	Little Rock	L	0	13
11/ 3/1934		H	College Station	T	7	7
11/ 2/1935		A	Little Rock	L	7	14
10/31/1936		H	College Station	L	0	18
10/30/1937	—/20	A	Fayetteville	L	13	26
10/29/1938		H	College Station	W	13	7
11/ 4/1939	5/—	A	Fayetteville	W	27	0
11/ 2/1940	5/—	H	College Station	W	17	0
11/ 1/1941	5/—	A	Little Rock	W	7	0
10/31/1942		H	College Station	W	41	0
10/30/1943	19/—	A	Fayetteville	W	13	0
11/ 4/1944		H	College Station	L	6	7
11/ 3/1945		A	Fayetteville	W	34	0
11/ 2/1946		H	College Station	L	0	7
11/ 1/1947		A	Fayetteville	T	21	21
10/30/1948		H	College Station	L	6	28
10/29/1949		A	Fayetteville	L	6	27
11/ 4/1950		H	College Station	W	42	13
11/ 3/1951	18/—	A	Fayetteville	L	21	33
11/ 1/1952		H	College Station	W	31	12
10/31/1953		A	Little Rock	L	14	41
10/30/1954		H	College Station	L	7	14
10/29/1955	11/—	A	Fayetteville	T	7	7
11/ 3/1956	5/—	H	College Station	W	27	0
11/ 2/1957	1/11	A	Fayetteville	W	7	6
11/ 1/1958		H	College Station	L	8	21
10/31/1959	—/17	A	Fayetteville	L	7	12
10/29/1960	—/12	H	College Station	L	3	7
11/ 4/1961		A	Fayetteville	L	8	15
11/ 3/1962	—/ 8	H	College Station	L	7	17
11/ 2/1963		A	Little Rock	L	7	21
10/31/1964	—/ 4	H	College Station	L	0	17
10/30/1965	—/ 2	A	Little Rock	L	0	31
10/29/1966	—/ 9	H	College Station	L	0	34
11/ 4/1967		H	College Station	W	33	21
11/ 2/1968	—/17	H	College Station	L	22	25
11/ 1/1969	—/ 4	A	Fayetteville	L	13	35
10/31/1970	—/ 8	H	College Station	L	6	45
10/30/1971	—/ 8	A	Little Rock	W	17	9
11/ 4/1972	—/20	H	College Station	W	10	7
11/ 3/1973		A	Fayetteville	L	10	14
11/ 2/1974	8/—	H	College Station	W	20	10
12/ 6/1975	2/18	A	Little Rock	L	6	31
11/13/1976	17/14	A	Little Rock	W	31	10
11/12/1977	11/ 8	H	College Station	L	20	26
11/18/1978	—/13	A	Little Rock	L	7	26
11/17/1979	—/ 9	H	College Station	L	10	22
11/15/1980		A	Fayetteville	L	24	27
11/14/1981	—/16	H	College Station	L	7	10
11/13/1982	—/10	A	Little Rock	L	0	35
11/12/1983		H	College Station	W	36	23

11/17/1984		A	Fayetteville	L	0	28
11/16/1985	—/ 9	H	College Station	W	10	6
11/15/1986	7/17	A	Little Rock	L	10	14
11/14/1987	19/20	H	College Station	W	14	0
11/12/1988	—/11	A	Fayetteville	L	20	25
11/24/1989	14/10	H	College Station	L	22	23
11/17/1990		A	Fayetteville	W	20	16
11/16/1991	13/—	H	College Station	W	13	3
10/ 3/2009		N	Arlington (Cowboys Stadium)	L	19	47
10/ 9/2010	—/11	N	Arlington (Cowboys Stadium)	L	17	24
10/1/2011	14/18	N	Arlington Stadium	L	38	42
						967 1132

ARKANSAS A&M

(now called Arkansas-Monticello) A&M leads, 1-0

10/17/1924		H	College Station	W	40	0
------------	--	---	-----------------	---	----	---

ARKANSAS STATE

A&M leads, 3-1

9/17/1983		H	College Station	W	38	0
9/29/1984		H	College Station	W	22	21
8/30/2003		H	College Station	W	26	11
8/30/2008		H	College Station	L	14	18
						100 50

ARMY

A&M leads, 3-1

10/ 4/1969		A	West Point	W	20	13
9/30/1972		H	College Station	L	14	24
9/16/2006		N	San Antonio (Alamodome)	W	28	24
9/27/2008		H	College Station	W	21	17
						83 78

AUBURN

A&M leads, 2-0

1911		H	College Station	W	16	0
1/ 1/1986	11/16	N	Dallas (Cotton Bowl)	W	36	16
						52 16

AUSTIN COLLEGE

A&M leads, 12-0

1896		H	College Station	W	22	4
1897		H	College Station	W	4	0
1898		H	College Station	W	22	6
1905		H	College Station	W	18	11
1909		H	College Station	W	17	0
1910		H	College Station	W	27	5
1911		H	College Station	W	33	0
1912		H	College Station	W	57	0
1913		H	College Station	W	6	0
1914		H	College Station	W	32	0
1915		H	College Station	W	40	0
10/ 5/1917		H	College Station	W	66	0
						344 26

BAYLOR

A&M leads, 68-31-9

1899		H	College Station	W	33	0
1901		H	College Station	W	6	0
1901		H	College Station	L	6	17
1901		H	College Station	L	0	46
1902		H	College Station	W	11	6
1902		H	College Station	W	22	0
1903		H	College Station	T	0	0
1903		H	College Station	W	18	0

1903		H	College Station	W	5	0
1904		H	College Station	W	5	0
1904		H	College Station	W	10	0
1905		H	College Station	W	42	0
1905		H	College Station	W	17	5
1908		H	College Station	L	5	6
1909		H	College Station	W	9	6
1911		H	College Station	W	22	11
1912		H	College Station	W	53	0
1913		H	College Station	T	14	14
11/11/1916		A	Waco	W	3	0
11/10/1917		A	Waco	W	7	0
11/ 9/1918		A	Waco	W	19	0
11/ 8/1919		A	Waco	W	10	0
11/ 6/1920		A	Waco	W	24	0
11/ 5/1921		A	Waco	W	14	3
11/ 4/1922		A	Waco	L	7	13
11/ 3/1923		A	Waco	T	0	0
11/ 1/1924		A	Waco	L	7	15
10/31/1925		A	Waco	W	13	0
10/30/1926		A	Waco	L	9	20
10/24/1931		H	College Station	W	33	7
10/22/1932		A	Waco	T	0	0
10/28/1933		H	College Station	W	14	7
10/27/1934		A	Waco	W	10	7
10/26/1935		H	College Station	L	6	14
10/24/1936	14/—	A	Waco	T	0	0
10/23/1937	13/18	H	College Station	L	0	13
10/22/1938	17/—	A	Waco	T	6	6
10/28/1939	5/—	H	College Station	W	20	0
10/26/1940	4/—	A	Waco	W	14	7
10/25/1941	9/—	H	College Station	W	48	0
10/24/1942		A	Waco	L	0	6
10/27/1945		H	College Station	W	19	13
10/26/1946		A	Waco	W	17	0
10/25/1947		H	College Station	W	24	0
10/23/1948		A	Waco	L	14	20
10/22/1949	—/11	H	College Station	L	0	21
10/28/1950	13/—	A	Waco	L	20	27
10/27/1951	16/ 7	H	College Station	T	21	21
10/25/1952		A	Waco	L	20	21
10/24/1953	15/ 6	H	College Station	L	13	14
10/23/1954		A	Waco	L	7	20
10/22/1955	12/16	H	College Station	W	19	7
10/27/1956	7/ 8	A	Waco	W	19	13
10/26/1957	2/—	H	College Station	W	14	0
10/25/1958		A	Waco	W	33	27
10/24/1959		H	College Station	L	0	13
10/22/1960	—/ 7	A	Waco	L	0	14
10/28/1961		H	College Station	W	23	0
10/27/1962		A	Waco	W	6	3
10/26/1963		H	College Station	L	7	34
10/24/1964		A	Waco	L	16	20
10/23/1965		H	College Station	L	0	31
10/22/1966		A	Waco	W	17	13
10/28/1967		H	College Station	W	21	3
10/26/1968		A	Waco	L	9	10
10/25/1969		H	College Station	W	24	0
10/24/1970		A	Waco	L	24	29
10/23/1971		H	College Station	W	10	9
10/28/1972		A	Waco	L	13	15
10/27/1973		H	College Station	W	28	22
10/26/1974	8/—	A	Waco	W	20	0
10/25/1975	5/—	H	College Station	W	19	10
10/16/1976		H	College Station	W	24	0
10/15/1977	13/—	A	Waco	W	38	31
10/21/1978	12/—	H	College Station	L	6	24
9/15/1979		A	Waco	L	7	17
10/18/1980	—/13	H	College Station	L	7	46
10/17/1981		A	Waco	L	17	19
10/16/1982		H	College Station	W	28	23
10/15/1983		A	Waco	T	13	13
10/20/1984		H	College Station	L	16	20

10/19/1985	—/14	A	Waco	L	15	20
10/18/1986	11/20	H	College Station	W	31	30
10/17/1987		A	Waco	W	34	10
10/15/1988		H	College Station	W	28	14
10/21/1989	23/—	A	Waco	W	14	11
10/20/1990	25/—	H	College Station	T	20	20
10/19/1991	19/16	A	Waco	W	34	12
10/24/1992	5/—	H	College Station	W	19	13
10/16/1993	13/—	A	Waco	W	34	17
10/15/1994	7/—	H	College Station	W	41	21
10/21/1995	22/—	A	Waco	W	24	9
11/ 9/1996		A	Waco	W	24	7
11/ 8/1997	21/—	H	College Station	W	38	10
10/17/1998	10/—	A	Waco	W	35	14
10/ 9/1999	13/—	H	College Station	W	45	13
10/14/2000		A	Waco	W	24	0
10/ 6/2001	24/—	H	College Station	W	16	10
10/12/2002		A	Waco	W	41	0
10/11/2003		H	College Station	W	73	10
10/30/2004	17/—	A	Waco (OT)	L	34	35
10/ 1/2005		H	College Station (OT)	W	16	13
10/28/2006	22/—	A	Waco	W	31	21
9/29/2007		H	College Station	W	34	10
11/15/2008		A	Waco	L	21	41
11/21/2009		H	College Station	W	38	3
11/13/2010		A	Waco	W	42	30
10/15/2011	19/—	H	College Station	W	55	26

2036 1272

BOSTON COLLEGE

BC leads, 3-1

9/29/1973		H	College Station	L	24	32
9/23/1978	9/—	A	Chestnut Hill	W	37	2
9/19/1981		A	Chestnut Hill	L	12	13
9/ 4/1982		H	College Station	L	16	38

89 85

BRYAN AFB

A&M leads, 2-0

9/25/1943		H	College Station	W	48	6
9/23/1944		H	College Station	W	39	0

87 6

BYU

BYU leads, 2-1

9/ 8/1979	14/—	N	Houston (Rice Stadium)	L	17	18
12/29/1990	—/13	N	San Diego (Holiday Bowl)	W	65	14
8/24/1996	12/—	A	Provo (Pigskin Classic)	L	37	41

119 73

CALIFORNIA

Cal leads, 2-1

9/ 5/1981		A	Berkeley	W	29	28
9/ 3/1983		A	College Station	L	17	19
12/28/2006	21/20	N	San Diego (Holiday Bowl)	L	10	45

56 92

CAMP MABRY

A&M leads, 1-0

11/23/1918		H	College Station	W	19	6
------------	--	---	-----------------	---	----	---

CAMP TRAVIS

A&M leads, 1-0

11/ 2/1918		H	College Station	W	12	0
------------	--	---	-----------------	---	----	---

CAMP TRAVIS REMOUNT

A&M leads, 1-0

12/ 7/1918		H	College Station	W	60	0
------------	--	---	-----------------	---	----	---

CENTENARY

Centenary leads, 6-3

10/13/1928		H	College Station	L	0	6
11/ 1/1930		H	College Station	W	7	6
10/31/1931		A	Shreveport	W	7	0
10/29/1932		A	Shreveport	L	0	7
11/ 4/1933		A	Shreveport	L	0	20
10/13/1934		N	Beaumont	L	0	13
10/12/1935		A	Shreveport	L	6	7
11/21/1936	14/—	A	Shreveport	L	0	3
9/30/1939		H	College Station	W	14	0

34 62

CENTRE COLLEGE

A&M leads, 1-0

1/ 1/1922		N	Dallas (Dixie Classic)	W	22	14
-----------	--	---	------------------------	---	----	----

CINCINNATI

A&M leads, 1-0

10/ 2/1971		H	College Station	L	0	17
------------	--	---	-----------------	---	---	----

THE CITADEL

A&M leads, 1-0

9/ 2/2006		H	College Station	W	35	3
-----------	--	---	-----------------	---	----	---

CLEMSON

A&M leads, 3-1

10/ 6/1973		A	Clemson	W	30	15
9/14/1974		H	College Station	W	24	0
9/18/2004		H	College Station	W	27	6
9/ 3/2005	17/—	A	Clemson	L	24	25

105 46

COLORADO

CU leads, 6-3

9/23/1995	3/ 7	A	Boulder	L	21	29
9/28/1996	—/12	H	College Station	L	10	24
10/ 4/1997	17/16	A	Boulder	W	16	10
10/ 7/2000		H	College Station	L	19	26
10/13/2001	25/20	A	Boulder	L	21	31
10/23/2004	17/—	H	College Station (OT)	W	29	26
10/ 8/2005		A	Boulder	L	20	41
11/ 1/2008		H	College Station	W	24	17
11/ 7/2009		A	Boulder	L	34	35

194 239

CORPUS CHRISTI NAS

CC NAS leads, 1-0

10/10/1942		A	Corpus Christi	L	7	18
------------	--	---	----------------	---	---	----

DALLAS UNIV

A&M leads, 3-0

1911		H	College Station	W	24	0
11/23/1916		H	College Station	W	20	6
10/12/1917		H	College Station	W	98	0

142 6

DANIEL BAKER

A&M leads, 3-0

1906		H	College Station	W	34	0
1912		H	College Station	W	50	0
10/ 1/1920		H	College Station	W	110	0

194 0

DEAF INSTITUTE

A&M leads, 1-0

1904		H	College Station	W	49	0
------	--	---	-----------------	---	----	---

ELLINGTON FIELD

A&M leads, 1-0

9/24/1945		H	College Station	W	54	0
-----------	--	---	-----------------	---	----	---

FLORIDA

series tied, 1-1

10/13/1962		A	Gainesville	L	6	42
1/ 2/1977	10/—	N	El Paso (Sun Bowl)	W	37	14

43 56

FLORIDA STATE

FSU leads, 4-0

10/ 7/1967	—/—	H	College Station	L	18	19
10/ 5/1968	17/—	A	Tallahassee	L	14	20
1/ 1/1992	9/ 5	N	Dallas (Cotton Bowl)	L	2	10
8/31/1998	14/ 2	N	East Rutherford, NJ (Kickoff Classic)	L	14	23

48 72

FORDHAM

A&M leads, 1-0

1/ 1/1941	6/12	N	Dallas (Cotton Bowl)	W	13	12
-----------	------	---	----------------------	---	----	----

FT. WORTH UNIV.

A&M leads, 2-0

1898		H	College Station	W	28	0
1907		H	College Station	W	34	0

62 0

FRESNO STATE

A&M leads, 1-0

9/ 8/2007	23/—	H	College Station (3OT)	W	47	45
-----------	------	---	-----------------------	---	----	----

GALVESTON BALL HS

A&M leads, 1-0-1

1894		H	College Station	W	14	6
1896		H	College Station	T	0	0

14 6

GEORGIA

A&M leads, 3-2

12/ 8/1950		N	College Park, MD (Presidential Cup)	W	40	20
10/ 3/1953	—/18	N	Dallas	W	14	12
10/ 2/1954		A	Athens	W	6	0
9/13/1980	—/12	A	Athens	L	0	42
12/28/2009		N	Shreveport, LA (Independence Bowl)	L	20	44

80 118

GEORGIA TECH

series tied, 1-1

9/25/1965		A	Atlanta	W	14	10
9/17/1966		A	Atlanta	L	3	38

17 48

HARDIN-SIMMONS

A&M leads, 1-0

10/ 3/1936		A	Abilene	W	3	0
------------	--	---	---------	---	---	---

HASKELL INSTITUTE

A&M leads, 5-3

1906		H	College Station	W	32	6
1907		H	College Station	W	5	0
1908		H	College Station	L	0	23
1909		H	College Station	W	15	0
1913		H	College Station	L	0	28
1914		N	Fort Worth	L	0	10
1915		N	Dallas	W	21	7

10/28/1916	N	Dallas	W	13	6
				86	80

HAWAII

A&M leads, 1-0

9/ 1/1990	13/-	A	Honolulu	W	28	13
-----------	------	---	----------	---	----	----

HENRY COLLEGE

A&M leads, 1-0

1900	H	College Station	W	44	0
------	---	-----------------	---	----	---

HOUSTON HS

A&M leads, 3-2

1896	H	College Station	W	28	0
1897	H	College Station	L	0	10
1898	H	College Station	W	51	0
1898	H	College Station	L	0	6
1899	H	College Station	W	43	0
				122	16

HOUSTON

A&M leads, 19-12-3

9/20/1952	A	Houston	W	21	13	
9/26/1953	H	College Station	T	14	14	
10/ 9/1954	A	Houston	L	7	10	
10/ 1/1955	H	College Station	W	21	3	
10/13/1956	9/-	A	Houston	T	14	14
10/12/1957	3/-	H	College Station	W	28	6
9/27/1958	A	Houston	L	7	39	
10/10/1959	H	College Station	W	28	6	
10/ 8/1960	A	Houston	L	0	17	
9/23/1961	H	College Station	T	7	7	
9/24/1962	A	Houston	L	3	6	
10/12/1963	H	College Station	W	23	13	
9/25/1964	A	Houston	L	0	10	
10/ 9/1965	H	College Station	W	10	7	
9/25/1976	9/-	A	Houston	L	10	21
12/ 3/1977	17/-	H	College Station	W	27	7
10/14/1978	6/17	A	Houston	L	0	33
10/13/1979	-/ 7	H	College Station	L	14	17
10/11/1980	A	Houston	L	13	17	
10/10/1981	H	College Station	W	7	6	
10/ 9/1982	A	Houston	L	20	24	
10/ 8/1983	H	College Station	W	30	7	
10/13/1984	A	Houston	L	7	9	
10/12/1985	H	College Station	W	43	16	
10/11/1986	14/-	A	Houston	W	19	7
10/10/1987	H	College Station	W	22	17	
10/ 8/1988	A	Houston	W	30	16	
10/14/1989	-/ 8	H	College Station	W	17	13
10/13/1990	20/12	A	Houston	L	31	36
10/26/1991	13/-	H	College Station	W	27	18
11/12/1992	4/-	A	Houston	W	38	30
10/ 9/1993	14/-	H	College Station	W	34	10
10/ 8/1994	10/-	A	Houston	W	38	7
10/28/1995	19/-	H	College Station	W	31	7
				641	490	

HOUSTON YMCA

A&M leads, 1-0

1905	H	College Station	W	29	0
------	---	-----------------	---	----	---

HOWARD PAYNE

A&M leads, 3-1

10/18/1919	H	College Station	W	12	0
9/30/1921	H	College Station	W	14	7
9/29/1922	H	College Station	L	7	13
9/28/1923	H	College Station	W	21	0
				54	20

IDAHO

A&M leads, 1-0

9/17/2011	9/-	H	College Station	W	37	7
				37	7	

ILLINOIS

A&M leads, 2-0

9/27/1975	8/-	H	College Station	W	43	13
10/ 2/1976	A	Champaign	W	14	7	
				57	20	

IOWA

A&M leads, 1-0

10/10/1931	N	Dallas	W	29	0
------------	---	--------	---	----	---

IOWA STATE

A&M leads, 10-1

12/20/1978	-/19	A	Birmingham, AL	W	28	12
<i>(Hall of Fame Bowl)</i>						
9/22/1984	H	College Station	W	38	17	
10/12/1996	A	Ames	W	24	21	
10/11/1997	13/-	H	College Station	W	56	17
10/21/2000	A	Ames	W	30	7	
10/27/2001	H	College Station	W	24	21	
10/ 9/2004	A	Ames	W	34	3	
10/29/2005	H	College Station	L	14	42	
10/25/2008	A	Ames	W	45	35	
10/31/2009	H	College Station	W	35	10	
10/22/2011	17/-	A	Ames	W	33	17
				361	202	

KANSAS

A&M leads, 9-2

10/ 5/1974	5/-	A	Lawrence	L	10	28
9/10/1977	9/-	H	College Station	W	28	14
9/ 9/1978	16/-	A	Lawrence	W	37	10
10/ 3/1998	18/-	A	Lawrence	W	24	21
10/16/1999	11/-	H	College Station	W	34	17
10/19/2002	A	Lawrence	W	47	22	
11/ 1/2003	H	College Station	W	45	33	
10/ 7/2006	A	Lawrence	W	21	18	
10/27/2007	-/12	H	College Station	L	11	19
10/23/2010	A	Lawrence	W	42	10	
11/19/2011	H	College Station	W	61	7	
				360	166	

KANSAS CITY MEDICS

series tied, 0-0-1

1900	H	College Station	T	6	6
------	---	-----------------	---	---	---

KANSAS STATE

A&M leads, 8-7

1912	H	College Station	L	10	13	
1913	H	College Station	L	0	12	
10/12/1929	N	Dallas	W	19	0	
10/ 4/1975	6/-	A	Manhattan	W	10	0
9/18/1976	11/-	H	College Station	W	34	14
10/19/1996	-/19	H	College Station	L	20	23
10/18/1997	14/20	A	Manhattan	L	17	36
12/ 5/1998	10/ 2	N	St Louis (2OT)	W	36	33
<i>(Big 12 Championship)</i>						
10/28/2000	-/10	H	College Station	W	26	10
10/20/2001	A	Manhattan	W	31	24	
10/ 2/2004	H	College Station	W	42	30	
10/22/2005	A	Manhattan	W	30	28	
10/11/2008	H	College Station	L	30	44	
10/17/2009	A	Manhattan	L	14	62	
11/12/2011	-/14	A	Manhattan (4OT)	L	50	53
				369	382	

KENTUCKY

series tied, 1-1

10/ 4/1952	H	College Station	L	7	10
9/19/1953	A	Lexington	W	7	6
				14	16

LOUISIANA-LAFAYETTE

A&M leads, 5-1

9/15/1990	12/-	H	College Station	W	63	14
-----------	------	---	-----------------	---	----	----

9/28/1991	H	College Station	W	34	7	
9/14/1996	25/-	A	Lafayette	L	22	29
9/20/1997	H	College Station	W	66	0	
8/31/2002	23/-	H	College Station	W	31	7
9/ 9/2006	H	College Station	W	51	7	
				267	64	

LOUISIANA-MONROE

A&M leads, 2-0

9/21/1985	H	College Station	W	31	17	
9/15/2007	25/-	H	College Station	W	54	14
				85	31	

LSU

LSU leads, 27-20-3

1899	H	College Station	W	52	0	
1906	H	College Station	W	22	12	
1907	H	College Station	W	11	5	
1908	H	College Station	L	0	26	
1913	H	College Station	T	7	7	
1914	N	Dallas	W	63	9	
10/14/1916	N	Dallas	L	0	13	
10/27/1917	N	San Antonio	W	27	0	
10/16/1920	H	College Station	T	0	0	
10/15/1921	A	Baton Rouge	L	0	6	
10/20/1922	A	Baton Rouge	W	46	0	
10/20/1923	A	Baton Rouge	W	28	0	
9/26/1942	A	Baton Rouge	L	7	16	
10/09/1943	A	Baton Rouge	W	28	13	
1/01/1944	N	Miami (Orange Bowl)	L	14	19	
10/14/1944	A	Baton Rouge	W	7	0	
10/13/1945	17/-	H	College Station	L	12	31
10/12/1946	A	Baton Rouge	L	9	33	
10/11/1947	A	Baton Rouge	L	13	19	
10/ 9/1948	A	Baton Rouge	L	13	14	
10/ 8/1949	A	Baton Rouge	L	0	34	
9/24/1955	-/16	N	Dallas	W	28	0
9/29/1956	11/-	A	Baton Rouge	W	9	6
9/17/1960	A	Baton Rouge	L	0	9	
9/30/1961	A	Baton Rouge	L	7	16	
9/17/1962	-/ 5	A	Baton Rouge	L	0	21
9/21/1963	A	Baton Rouge	L	6	14	
9/19/1964	A	Baton Rouge	L	6	9	
9/18/1965	-/ 8	A	Baton Rouge	L	0	10
10/ 8/1966	A	Baton Rouge	T	7	7	
9/30/1967	A	Baton Rouge	L	6	17	
9/21/1968	-/18	A	Baton Rouge	L	12	13
9/20/1969	A	Baton Rouge	L	6	35	
9/19/1970	-/12	A	Baton Rouge	W	20	18
9/18/1971	A	Baton Rouge	L	0	37	
9/23/1972	-/ 9	A	Baton Rouge	L	17	42
9/22/1973	-/11	A	Baton Rouge	L	23	28
9/21/1974	12/ 7	A	Baton Rouge	W	21	14
9/20/1975	11/-	A	Baton Rouge	W	39	8
9/13/1986	7/14	A	Baton Rouge	L	17	35
9/ 2/1987	15/ 6	H	College Station	L	3	17
9/ 3/1988	11/17	A	Baton Rouge	L	0	27
9/ 2/1989	-/ 7	H	College Station	W	28	16
9/29/1990	11/-	A	Baton Rouge	L	8	17
9/14/1991	20/-	H	College Station	W	45	7
9/ 5/1992	7/-	A	Baton Rouge	W	31	22
9/ 4/1993	5/-	H	College Station	W	24	0
9/ 3/1994	15/-	A	Baton Rouge	W	18	13
9/ 2/1995	3/-	H	College Station	W	33	17
1/ 7/2010	17/11	N	Arlington (Cowboys Stadium)	L	41	24
				814	756	

LOUISIANA TECH

A&M leads, 9-0

9/26/1981	H	College Station	W	43	7
9/25/1982	H	College Station	W	38	27
10/31/1987	H	College Station			

9/28/2002	24/—	H	College Station	W	31	3
9/23/2006		H	College Station	W	45	14
					373	108

LOUISVILLE

A&M leads, 3-0

11/ 7/1992	5/—	H	College Station	W	40	18
11/13/1993	11/20	H	College Station	W	42	7
11/12/1994	9/—	A	Louisville	W	26	10
					108	33

MANHATTAN COLLEGE

A&M leads, 2-0

12/ 5/1936		H	College Station	W	13	6
10/ 2/1937		A	New York City	W	14	7
					27	13

MARSHALL

A&M leads, 1-0

1910		H	College Station	W	48	0
------	--	---	-----------------	---	----	---

MARYLAND

A&M leads, 2-0

9/21/1957	2/—	N	Dallas	W	21	13
10/11/1958		A	College Park	W	14	10
					35	23

McNEESE STATE

A&M leads, 1-0

9/ 1/2001		H	College Station	W	38	24
-----------	--	---	-----------------	---	----	----

MEMPHIS

A&M leads, 2-0

9/30/1978	8/—	H	College Station	W	58	0
9/29/1979		A	Memphis	W	17	7
					75	7

MIAMI (FLA.)

Miami leads, 2-1

12/ 8/1944		A	Miami	W	70	14
9/20/2007	20/—	A	Miami	L	17	34
9/20/2008		H	College Station	L	23	41
					110	89

MICHIGAN

Michigan leads, 2-1

10/ 3/1970	—/ 8	A	Ann Arbor	L	10	14
10/ 1/1977	5/ 3	A	Ann Arbor	L	3	41
12/29/1995	19/14	N	San Antonio (Alamo Bowl)	W	22	20
					35	75

MICHIGAN STATE

MSU leads, 2-1

12/ 8/1934		N	San Antonio	L	13	26
10/11/1952	—/ 1	A	East Lansing	L	6	48
9/26/1959	—/19	A	East Lansing	W	9	7
					28	81

MIDDLE TENN. STATE

A&M leads, 1-0

11/16/1995	15/—	H	College Station	W	56	14
------------	------	---	-----------------	---	----	----

OLE MISS

A&M leads, 4-0

1911		H	College Station	W	17	0
1914		N	Dallas	W	14	7
9/13/1975	9/—	H	College Station	W	7	0
9/ 6/1980		A	Jackson (Veterans Mem'l Stadium)	W	23	20
					61	27

MISSISSIPPI STATE

MSU leads, 3-2

1912		H	College Station	W	41	7
1913		H	College Station	L	0	6
1915		H	College Station	L	0	7
10/ 9/1937		H	College Station	W	14	0
12/31/2000		N	Shreveport (OT) (Independence Bowl)	L	41	43
					96	63

MISSOURI

A&M leads, 7-5

9/ 5/1957	5/—	H	College Station	W	28	0
10/ 4/1958		H	College Station	W	12	0
9/19/1992	5/—	A	Columbia	W	26	13
9/18/1993	16/—	H	College Station	W	73	0
11/14/1998	6/13	H	College Station	W	17	14
11/13/1999	23/—	A	Columbia	W	51	14
11/16/2002		H	College Station (2OT)	L	27	33
11/15/2003		A	Columbia	L	22	45
10/14/2006	—/19	H	College Station	W	25	19
11/10/2007	—/ 7	A	Columbia	L	26	40
10/16/2010	—/ 12	H	College Station	L	9	30
10/29/2011	16/—	H	College Station (OT)	L	38	31
					354	239

MISSOURI MINES

A&M leads, 2-0

1915		H	College Station	W	33	3
11/17/1916		H	College Station	W	77	0
					110	3

MONTANA STATE

A&M leads, 1-0

9/ 1/2007		H	College Station	W	38	7
-----------	--	---	-----------------	---	----	---

NEBRASKA

Nebraska leads, 10-4

10/ 4/1930		A	Lincoln	L	0	13
10/ 8/1955		A	Lincoln	W	27	0
9/27/1969		A	Lincoln	L	0	14
9/25/1971	—/ 1	A	Lincoln	L	7	34
9/16/1972	—/ 9	A	Lincoln	L	7	37
8/27/1988	10/ 2	N	Anaheim, CA (Pigskin Classic)	L	14	23
12/ 6/1997	14/ 2	N	San Antonio (Big 12 Championship)	L	15	54
10/10/1998	18/ 2	H	College Station	W	28	21
11/ 6/1999	18/ 9	A	Lincoln	L	0	37
10/26/2002		H	College Station	L	31	38
10/18/2003	—/14	A	Lincoln	L	12	48
11/11/2006	24/—	H	College Station	L	27	28
10/20/2007		A	Lincoln	W	36	14
11/20/2010	18/9	H	College Station	W	9	6
					213	367

NEVADA

A&M leads, 1-0

9/23/1950		N	San Antonio	W	48	18
-----------	--	---	-------------	---	----	----

NEW MEXICO

A&M leads, 3-0

10/16/1926		H	College Station	W	63	0
9/ 6/2008		A	Albuquerque	W	28	22
9/ 5/2009		H	College Station	W	41	6
					132	28

NEW YORK UNIV.

A&M leads, 1-0

11/11/1941		A	New York City	W	49	7
------------	--	---	---------------	---	----	---

NORTH TEXAS

A&M leads, 7-0

11/ 3/1928		H	College Station	W	44	0
9/21/1946		H	College Station	W	47	0
9/20/1986	16/—	H	College Station	W	48	28
9/22/1990	12/—	H	College Station	W	40	8
9/21/1996		H	College Station	W	55	0
9/27/1997	18/—	N	Irving (Texas Stadium)	W	36	10
9/26/1998	17/—	H	College Station	W	28	9
					298	54

NORTH TEXAS AC

A&M leads, 1-0-1

10/23/1943	13/—	A	Arlington	T	0	0
10/28/1944		A	Arlington	W	61	0
					61	0

NORTHWESTERN

A&M leads, 1-0

12/31/2011		N	Houston (Meineke Car Care Bowl of Texas)	W	38	7
------------	--	---	---	---	----	---

NOTRE DAME

ND leads, 3-2

1/ 1/1988	15/13	N	Dallas (Cotton Bowl)	W	35	10
1/ 1/1993	4/ 5	N	Dallas (Cotton Bowl)	L	3	28
1/ 1/1994	7/ 4	N	Dallas (Cotton Bowl)	L	21	24
9/ 2/2000	25/—	A	South Bend	L	10	24
9/29/2001		H	College Station	W	24	3
					93	89

OHIO STATE

OSU leads, 4-0

9/28/1963		A	Columbus	L	0	17
9/26/1970	—/ 1	A	Columbus	L	13	56
1/ 1/1987	8/11	N	Dallas (Cotton Bowl)	L	12	28
1/ 1/1999	8/ 3	N	New Orleans (Sugar Bowl)	L	14	24
					39	125

OKLAHOMA

OU leads, 19-11

1903		H	College Station	L	0	6
1907		H	College Station	W	19	0
1909		H	College Station	W	14	8
1912		H	College Station	W	28	6
10/ 7/1944		A	Norman	L	14	21
10/ 6/1945		H	College Station	W	19	14
10/ 5/1946		A	Norman	L	7	10
10/ 4/1947		A	Norman	L	14	26
10/ 2/1948		A	Norman	L	14	42
10/ 1/1949		A	Norman	L	13	33
10/ 7/1950	—/ 6	A	Norman	L	28	34
10/ 6/1951	4/11	H	College Station	W	14	7
9/11/1993	5/17	A	Norman	L	14	44
9/10/1994	16/15	A	Norman	W	36	14
11/16/1996		H	College Station	W	33	16
11/15/1997	18/—	A	Norman	W	51	7
11/ 7/1998	7/—	H	College Station	W	29	0
10/23/1999	13/—	A	Norman	L	6	51
11/11/2000	23/ 1	H	College Station	L	31	35
11/10/2001	—/ 3	A	Norman	L	10	31
11/ 9/2002	—/ 1	H	College Station	W	30	26
11/ 8/2003	—/ 1	A	Norman	L	0	77
11/ 6/2004	—/ 2	H	College Station	L	35	42
11/12/2005		A	Norman	L	30	36
11/ 4/2006	21/18	H	College Station	L	16	17
11/ 3/2007	—/ 5	A	Norman	L	14	42
11/ 8/2008	—/ 6	H	College Station	L	28	66
11/14/2009		A	Norman	L	10	65
11/ 6/2010	—/ 11	H	College Station	W	33	19
11/ 5/2011	—/ 6	A	Norman	L	25	41
					615	836

OKLAHOMA STATE

A&M leads, 17-10

1913	H	College Station	L	0	3
1914	H	College Station	W	24	0
10/31/1919	H	College Station	W	28	0
10/30/1920	A	Stillwater	W	35	0
10/28/1921	H	College Station	W	23	7
9/23/1939	A	Stillwater	W	32	0
9/27/1952	N	Dallas	W	14	7
9/25/1954	N	Dallas	L	6	14
12/12/1981	N	Shreveport (Independence Bowl)	W	33	16
10/24/1983	H	College Station	L	15	34
9/24/1988	—/18	A Stillwater	L	15	52
11/ 2/1996	—/—	A Stillwater	W	38	19
11/ 1/1997	25/19	H College Station (OT)	W	28	25
10/31/1998	8/—	A Stillwater	W	17	6
10/30/1999	22/—	H College Station	W	21	3
11/ 4/2000	24/—	A Stillwater	W	21	16
9/22/2001	H	College Station	W	21	7
11/ 2/2002	A	Stillwater	L	23	28
10/25/2003	—/18	H College Station	L	10	38
10/16/2004	23/15	A Stillwater	W	36	20
10/15/2005	H	College Station	W	62	23
10/21/2006	25/—	A Stillwater (OT)	W	34	33
10/ 6/2007	H	College Station	W	24	23
10/ 4/2008	—/21	A Stillwater	L	28	56
10/10/2009	—/15	H College Station	L	31	36
9/30/2010	A	Stillwater	L	35	38
9/24/2011	8/ 7	H College Station	L	29	30

683 534

OUACHITA

A&M leads, 1-0

10/27/1922	N	Dallas	W	19	6
------------	---	--------	---	----	---

PENN STATE

PSU leads, 3-1

9/22/1979	—/ 6	A State College	W	27	14
9/20/1980	—/11	A College Station	L	9	25
12/28/1999	18/13	N San Antonio (Alamo Bowl)	L	0	24
12/29/2007	N	San Antonio (Alamo Bowl)	L	17	24

53 87

PHILLIPS UNIV.

A&M leads, 1-0

10/22/1920	H	College Station	W	47	0
------------	---	-----------------	---	----	---

PITTSBURGH

Pitt leads, 2-1

12/30/1989	16/23	N El Paso (John Hancock Bowl)	L	28	31
9/ 7/2002	20/—	A Pittsburgh	W	14	12
9/27/2003	—/17	H College Station	L	26	37

68 80

POLYTECHNIC COLLEGE

A&M leads, 1-0

1913	H	College Station	W	19	6
------	---	-----------------	---	----	---

PURDUE

Purdue leads, 1-0

9/23/1967	N	Dallas	L	20	24
-----------	---	--------	---	----	----

REAM FIELD

A&M leads, 1-0

10/26/1918	H	College Station	W	6	0
------------	---	-----------------	---	---	---

RICE

A&M leads, 50-27-2

1914	H	College Station	W	32	7
1915	A	Houston	L	0	7
11/ 4/1916	A	Houston	L	0	20
11/29/1917	A	Houston	W	10	0
11/16/1920	H	College Station	W	7	0
11/11/1921	A	Houston	T	7	7
11/18/1922	H	College Station	W	24	0
11/18/1923	A	Houston	L	6	7
11/14/1924	H	College Station	W	13	6
11/14/1925	A	Houston	W	17	0
11/12/1926	H	College Station	W	20	0
11/11/1927	A	Houston	W	14	0
11/16/1928	H	College Station	W	19	0
11/16/1929	A	Houston	W	26	6
11/15/1930	H	College Station	L	0	7
11/18/1931	A	Houston	W	7	0
11/11/1932	H	College Station	W	14	7
11/18/1933	A	Houston	W	27	0
11/17/1934	H	College Station	L	6	25
11/16/1935	A	Houston	L	10	17
10/10/1936	A	Houston	W	3	0
11/13/1937	—/15	A Houston	T	6	6
11/12/1938	H	College Station	W	27	0
11/18/1939	2/—	A Houston	W	19	0
11/16/1940	3/—	H College Station	W	25	0
11/15/1941	4/—	A Houston	W	19	6
11/14/1942	A	Houston	T	0	0
11/13/1943	14/—	A Houston	W	20	0
11/18/1944	A	Houston	W	19	6
11/17/1945	A	Houston	L	0	6
11/16/1946	—/14	H College Station	L	10	27
11/15/1947	A	Houston	L	7	41
11/13/1948	H	College Station	L	6	28
11/12/1949	—/ 7	A Houston	L	0	13
11/18/1950	12/—	H College Station	L	13	21
11/17/1951	A	Houston	L	13	28
11/15/1952	H	College Station	L	6	16
11/13/1953	—/16	A Houston	L	7	34
11/13/1954	H	College Station	L	19	29
11/12/1955	9/—	A Houston	W	20	12
11/17/1956	5/—	H College Station	W	21	7
11/16/1957	1/20	A Houston	L	6	7
11/15/1958	A	Houston	W	28	21
11/14/1959	A	Houston	L	2	7
11/12/1960	—/16	A Houston	L	14	21
11/18/1961	A	Houston	L	7	21
11/17/1962	A	Houston	L	3	23
11/16/1963	A	Houston	W	13	6
11/14/1964	A	Houston	L	8	19
11/13/1965	A	Houston	W	14	13
11/12/1966	A	Houston	W	7	6
11/18/1967	A	Houston	W	18	3
11/16/1968	H	College Station	W	24	14
11/15/1969	A	Houston	L	6	7
11/14/1970	H	College Station	L	17	18
11/13/1971	A	Houston	W	18	13
11/18/1972	H	College Station	L	14	20
11/17/1973	A	Houston	L	20	24
11/16/1974	10/—	H College Station	W	37	7
11/15/1975	3/—	A Houston	W	33	14
10/23/1976	H	College Station	W	57	34
10/22/1977	12/—	A Houston	W	28	14
10/28/1978	H	College Station	W	38	21
10/27/1979	A	Houston	W	41	15
10/25/1980	H	College Station	L	6	10
10/24/1981	A	Houston	W	51	26
10/23/1982	H	College Station	W	49	7
10/22/1983	A	Houston	W	29	10
10/27/1984	H	College Station	W	38	14
10/26/1985	A	Houston	W	43	28
10/25/1986	10/—	H College Station	W	45	10
10/24/1987	A	Houston	W	34	21
10/22/1988	H	College Station	W	24	10
10/28/1989	21/—	A Houston	W	45	7

10/27/1990	H	College Station	W	41	15
11/ 2/1991	12/—	A Houston	W	38	21
10/17/1992	5/—	H College Station	W	35	9
10/23/1993	11/—	A Houston	W	38	10
10/22/1994	6/—	H College Station	W	7	0
11/ 9/1995	18/—	A Houston	W	17	10

1512 952

ST. EDWARDS

A&M leads, 1-0

1902	H	College Station	W	11	0
------	---	-----------------	---	----	---

SAM HOUSTON STATE

A&M leads, 10-0

10/ 3/1919	H	College Station	W	77	0
9/22/1923	H	College Station	W	53	0
10/23/1925	H	College Station	W	77	0
10/ 5/1932	H	College Station	W	26	0
10/ 6/1933	H	College Station	W	34	14
9/22/1934	H	College Station	W	28	0
9/27/1935	A	Huntsville	W	25	0
9/26/1936	H	College Station	W	39	6
9/27/1941	H	College Station	W	54	0
9/ 6/1997	H	College Station	W	59	6

472 26

SAN FRANCISCO

A&M leads, 2-0

11/11/1936	15/—	A San Francisco	W	38	14
12/ 4/1937	A	San Francisco	W	42	0

80 14

SANTA CLARA

series tied, 1-1

10/ 8/1938	H	College Station	L	0	7
10/ 6/1939	A	Santa Clara	W	7	3

7 10

SEWANEE

A&M leads, 5-2-1

1899	H	College Station	L	0	10
1904	H	College Station	L	5	17
10/13/1923	N	Dallas	W	14	0
10/11/1924	N	Dallas	W	7	0
10/10/1925	N	Dallas	T	6	6
10/ 9/1926	N	Dallas	W	6	3
10/ 8/1927	N	Dallas	W	18	0
10/ 6/1928	N	Dallas	W	69	0

125 36

SMU

A&M leads, 42-29-7

10/23/1916	H	College Station	W	62	0
10/11/1919	A	Dallas	W	16	0
10/ 9/1920	H	College Station	W	3	0
10/12/1921	A	Dallas	W	13	0
11/11/1922	A	Dallas	L	6	17
10/26/1923	H	College Station	L	0	10
10/25/1924	A	Dallas	T	7	7
10/16/1925	H	College Station	W	7	0
10/23/1926	A	Dallas	L	7	9
11/ 5/1927	A	Dallas	W	39	13
11/10/1928	A	Dallas	T	19	19
11/ 9/1929	H	College Station	L	7	12
11/ 8/1930	A	Dallas	L	7	13
11/ 7/1931	H	College Station	L	0	8
11/ 5/1932	A	Dallas	T	0	0
11/11/1933	H	College Station	L	0	19
11/10/1934	A	Dallas	L	0	28
12/ 7/1935	H	College Station	L	0	24
11/ 7/1936	A	Dallas	W	22	6
11/ 6/1937	H	College Station	W	14	0
11/ 5/1938	A	Dallas	L	7	10

11/11/1939	2/13	H	College Station	W	6	2
11/ 9/1940	4/14	A	Dallas	W	19	7
11/ 8/1941	5/--	H	College Station	W	21	10
11/ 7/1942		A	Dallas	W	27	20
11/ 6/1943	16/--	H	College Station	W	22	0
11/11/1944		A	Dallas	W	39	6
11/10/1945		H	College Station	W	3	0
11/ 9/1946		A	Dallas	W	14	0
11/ 8/1947	--/ 3	H	College Station	L	0	13
11/ 6/1948	--/ 8	A	Dallas	L	14	20
11/ 5/1949	--/ 9	H	College Station	T	27	27
11/11/1950	--/ 7	A	Dallas	W	25	20
11/10/1951		H	College Station	T	14	14
11/ 8/1952		A	Dallas	L	13	21
11/ 7/1953		H	College Station	L	0	23
11/ 6/1954		A	Dallas	L	3	6
11/ 5/1955	12/--	H	College Station	W	13	2
11/10/1956	5/--	A	Dallas	W	33	7
11/ 9/1957	1/--	H	College Station	W	19	6
11/ 8/1958	--/20	A	Dallas	L	0	33
11/ 7/1959		H	College Station	L	11	14
11/ 5/1960		A	Dallas	T	0	0
11/11/1961		H	College Station	W	25	12
11/10/1962		A	Dallas	W	12	7
11/ 9/1963		H	College Station	L	7	9
11/ 7/1964		A	Dallas	W	23	0
11/ 6/1965		H	College Station	L	0	10
11/ 5/1966		A	Dallas	L	14	21
9/16/1967		H	College Station	L	17	20
11/ 9/1968		A	Dallas	L	23	36
11/ 8/1969		H	College Station	W	20	10
11/ 7/1970		A	Dallas	L	3	6
11/ 6/1971		H	College Station	W	27	10
11/11/1972		A	Dallas	W	27	17
11/10/1973		H	College Station	W	45	10
11/ 9/1974	5/--	A	Dallas	L	14	18
11/ 8/1975	4/--	H	College Station	W	36	3
10/30/1976		A	Dallas	W	36	0
10/29/1977	12/--	H	College Station	W	38	21
11/ 4/1978		A	Dallas	W	20	17
11/ 3/1979		H	College Station	W	47	14
11/ 1/1980	--/19	A	Dallas	L	0	27
10/31/1981	--/13	H	College Station	L	7	27
10/30/1982	--/ 4	A	Dallas	L	9	47
10/29/1983	--/10	H	College Station	L	7	10
11/ 3/1984	--/19	A	Dallas	L	20	28
11/ 2/1985	--/19	H	College Station	W	19	17
11/ 1/1986	10/--	A	Dallas	W	39	35
11/ 4/1989	20/--	H	College Station	W	63	14
11/ 3/1990		A	Dallas	W	38	17
11/23/1991	12/--	H	College Station	W	65	6
10/31/1992	5/--	A	Dallas	W	41	7
10/30/1993	11/--	H	College Station	W	37	13
10/29/1994	7/--	N	San Antonio (Alamodome)	T	21	21
10/14/1995	22/--	H	College Station	W	20	17
9/17/2005		H	College Station	W	66	8
9/ 4/2011	8/--	H	College Station	W	46	14
					1491	995

SOUTHERN CALIFORNIA

USC leads, 3-0

10/10/1964		A	Los Angeles	L	7	31
12/22/1975	6/--	N	Memphis (Liberty Bowl)	L	0	20
12/31/1977	17/20	N	Houston (Bluebonnet Bowl)	L	28	47
					35	98

SOUTHERN MISSISSIPPI

A&M leads, 7-0

10/ 3/1959		A	Hattiesburg	W	7	3
9/27/1986	14/--	H	College Station	W	16	7
9/26/1987	16/--	N	Jackson, MS	W	27	14
9/30/1989	22/--	H	College Station	W	31	14
9/24/1994	12/--	H	College Station	W	41	17
9/19/1998	17/--	A	Hattiesburg	W	24	6

9/25/1999	5/--	H	College Station	W	23	6
					169	67

SOUTHWESTERN

A&M leads, 18-0

1908		H	College Station	W	32	0
1910		H	College Station	W	6	0
1911		H	College Station	W	22	0
10/ 6/1916		H	College Station	W	6	0
10/22/1917		H	College Station	W	20	0
11/16/1918		H	College Station	W	7	0
11/20/1919		H	College Station	W	7	0
10/14/1922		H	College Station	W	33	0
10/ 5/1923		H	College Station	W	13	0
10/ 3/1924		H	College Station	W	54	0
10/ 2/1925		H	College Station	W	23	6
10/ 2/1926		H	College Station	W	35	0
10/ 1/1927		H	College Station	W	31	0
9/29/1928		H	College Station	W	21	0
9/28/1929		H	College Station	W	54	7
9/27/1930		H	College Station	W	43	0
9/26/1931		H	College Station	W	33	0
9/20/1947		H	College Station	W	48	0
					488	13

STANFORD

A&M leads, 1-0

8/26/1992	7/17	N	Anaheim, CA (Pigskin Classic)	W	10	7
-----------	------	---	----------------------------------	---	----	---

STEPHEN F. AUSTIN

A&M leads, 3-0

11/ 2/1929		H	College Station	W	54	0
9/21/1935		H	College Station	W	37	6
9/ 4/2011		H	College Station	W	48	7
					139	13

TARLETON STATE

A&M leads, 2-0

9/20/1924		H	College Station	W	40	0
9/26/1931		H	College Station	W	21	0
					61	0

TEMPLE

Temple leads, 2-0

10/ 5/1934		A	Philadelphia	L	6	40
10/ 5/1935		H	College Station	L	0	14
					6	54

TENNESSEE

Tennessee leads, 2-0

12/27/1957	8/13	N	Jacksonville, FL (Gator Bowl)	L	0	3
1/ 1/2005	20/15	N	Dallas (Cotton Bowl)	L	7	38
					7	41

TEXAS A&I

A&M leads, 5-0-1

10/ 8/1932		H	College Station	W	14	0
10/13/1933		H	College Station	W	17	0
9/29/1934		H	College Station	T	14	14
9/24/1938		H	College Station	W	52	0
9/28/1940		H	College Station	W	26	0
10/ 4/1941		N	San Antonio	W	41	0
					164	14

TCU

A&M leads, 56-2-9

1897		H	College Station	L	6	30
1898		A	Waco	W	16	0
1902		A	Waco	W	22	0
1903		A	Waco	W	11	0

1903		H	College Station	W	16	0
1903		H	College Station	W	14	6
1904		H	College Station	W	29	0
1905		H	College Station	W	20	0
1905		A	Waco	W	24	11
1906		A	Waco	W	42	0
1906		A	Waco	W	22	0
1907		H	College Station	W	32	5
1908		A	Waco	W	13	10
1909		H	College Station	T	0	0
1910		H	College Station	W	35	0
1910		A	Fort Worth	W	23	6
1914		H	College Station	W	40	0
1915		A	Fort Worth	W	13	10
11/15/1919		H	College Station	W	48	0
11/ 7/1924		H	College Station	W	28	0
11/ 7/1925		A	Fort Worth	L	0	3
11/ 5/1926		H	College Station	T	13	13
10/22/1927		A	Fort Worth	T	0	0
10/20/1928		H	College Station	L	0	6
10/19/1929		A	Fort Worth	L	7	13
10/18/1930		H	College Station	L	0	3
10/17/1931		A	Fort Worth	L	0	6
10/15/1932		H	College Station	L	0	17
10/21/1933		A	Fort Worth	L	7	13
10/20/1934		H	College Station	L	0	13
10/19/1935		A	Fort Worth	L	14	19
10/17/1936		H	College Station	W	18	7
10/16/1937		A	Fort Worth	T	7	7
10/15/1938		H	College Station	L	6	34
10/21/1939	9/--	A	Fort Worth	W	20	6
10/19/1940	2/--	H	College Station	W	21	7
10/18/1941	14/--	A	Fort Worth	W	14	0
10/17/1942	--/17	H	College Station	L	2	7
10/16/1943	18/--	A	Fort Worth	W	13	0
10/21/1944		H	College Station	L	7	13
10/20/1945		A	Fort Worth	L	12	13
10/19/1946		H	College Station	W	14	0
10/18/1947		A	Fort Worth	L	0	26
10/16/1948		H	College Station	L	14	27
10/15/1949		A	Fort Worth	L	6	28
10/21/1950		H	College Station	W	42	23
10/20/1951	6/--	A	Fort Worth	L	14	20
10/18/1952		H	College Station	T	7	7
10/17/1953		A	Fort Worth	W	20	7
10/16/1954		H	College Station	L	20	21
10/15/1955	19/ 7	A	Fort Worth	W	19	16
10/20/1956	14/ 4	H	College Station	W	7	6
10/19/1957	3/--	A	Fort Worth	W	7	0
10/18/1958	--/20	H	College Station	L	8	24
10/17/1959		A	Fort Worth	L	6	39
10/15/1960		H	College Station	T	14	14
10/21/1961		A	Fort Worth	L	14	15
10/20/1962		H	College Station	L	14	20
10/19/1963		A	Fort Worth	T	14	14
10/17/1964		H	College Station	L	9	14
10/16/1965		A	Fort Worth	L	9	17
10/15/1966		H	College Station	W	35	7
10/21/1967		A	Fort Worth	W	20	0
10/19/1968		H	College Station	W	27	7
10/18/1969		A	Fort Worth	L	6	16
10/17/1970		H	College Station	L	15	31
10/20/1971		A	Fort Worth	L	3	14
10/21/1972		H	College Station	L	10	13
10/20/1973		A	Fort Worth	W	35	16
10/19/1974	8/--	H	College Station	W	17	0
10/18/1975	5/--	A	Fort Worth	W	14	6
11/20/1976	11/--	H	College Station	W	59	10
11/19/1977	14/--	A	Fort Worth	W	52	23
11/25/1978		H	College Station	W	15	7
11/24/1979		A	Fort Worth	W	30	7
11/22/1980		H	College Station	W	13	10
11/21/1981		H	College Station	W	37	7
11/20/1982		H	College Station	W	34	14
11/19/1983		A	Fort Worth	W	20	10
11/24/1984	--/17	H	College Station	W	35	21
11/23/1985	19/--	A	Fort Worth	W	53	6

11/22/1986	13/-	H	College Station	W	74	10
11/21/1987	16/-	A	Fort Worth	W	42	24
11/19/1988	H	College Station	W	18	0	
9/16/1989	21/-	A	Fort Worth	W	44	7
11/24/1990	H	College Station	W	56	10	
11/ 7/1991	12/-	A	Fort Worth	W	44	7
11/21/1992	4/-	H	College Station	W	37	10
11/20/1993	10/-	A	Fort Worth	W	59	3
11/19/1994	9/-	H	College Station	W	34	17
11/23/1995	16/-	A	Fort Worth	W	38	6
12/28/2001	N	Houston	W	28	9	

TEXAS

UT leads, 76-37-5

1894	A	Austin	L	0	38	
1898	A	Austin	L	0	48	
1899	N	San Antonio	L	0	6	
1900	N	San Antonio	L	0	5	
1900	A	Austin	L	0	11	
1901	N	San Antonio	L	0	17	
1901	A	Austin	L	0	32	
1902	N	San Antonio	T	0	0	
1902	A	Austin	W	11	0	
1903	A	Austin	L	6	29	
1904	A	Austin	L	6	34	
1905	A	Austin	L	0	27	
1906	A	Austin	L	0	24	
1907	N	Dallas	T	0	0	
1907	A	Austin	L	6	11	
1908	N	Houston	L	8	24	
1908	A	Austin	L	12	28	
1909	N	Houston	W	23	0	
1909	A	Austin	W	5	0	
1910	N	Houston	W	14	8	
1911	A	Austin	L	0	6	
1915	H	College Station	W	13	0	
11/30/1916	A	Austin	L	7	21	
11/20/1917	H	College Station	W	7	0	
11/28/1918	A	Austin	L	0	7	
11/27/1919	H	College Station	W	7	0	
11/25/1920	A	Austin	L	3	7	
11/30/1922	A	Austin	W	14	7	
11/29/1923	H	College Station	L	0	6	
11/27/1924	A	Austin	L	0	7	
11/26/1925	H	College Station	W	28	0	
11/25/1926	A	Austin	L	5	14	
11/24/1927	H	College Station	W	28	7	
11/29/1928	A	Austin	L	0	19	
11/28/1929	H	College Station	W	13	0	
11/27/1930	A	Austin	L	0	26	
11/26/1931	H	College Station	W	7	6	
11/24/1932	A	Austin	L	0	21	
11/30/1933	H	College Station	T	10	10	
11/29/1934	A	Austin	L	0	13	
11/28/1935	H	College Station	W	20	6	
11/26/1936	H	College Station	L	0	7	
11/25/1937	H	College Station	W	7	0	
11/24/1938	A	Austin	L	6	7	
11/30/1939	1/-	H	College Station	W	20	0
11/28/1940	2/-	A	Austin	L	0	7
11/27/1941	2/10	H	College Station	L	0	23
11/26/1942	-/18	A	Austin	L	6	12
11/25/1943	16/12	H	College Station	L	13	27
11/30/1944	A	Austin	L	0	6	
11/29/1945	-/10	H	College Station	L	10	20
11/28/1946	-/20	A	Austin	L	7	24
11/27/1947	-/ 7	H	College Station	L	13	32
11/25/1948	A	Austin	T	14	14	
11/24/1949	H	College Station	L	14	42	
11/30/1950	-/ 5	A	Austin	L	0	17
11/29/1951	-/16	H	College Station	W	22	21
11/27/1952	-/10	A	Austin	L	12	32
11/26/1953	-/11	H	College Station	L	12	21
11/25/1954	A	Austin	L	13	22	

1877 944

11/24/1955	8/-	H	College Station	L	6	21
11/29/1956	4/-	A	Austin	W	34	21
11/28/1957	4/-	H	College Station	L	7	9
11/27/1958	A	Austin	L	0	27	
11/26/1959	-/ 4	H	College Station	L	17	20
11/24/1960	A	Austin	L	14	21	
11/23/1961	-/ 5	H	College Station	L	0	25
11/22/1962	-/ 4	A	Austin	L	3	13
11/28/1963	-/ 1	H	College Station	L	13	15
11/26/1964	-/ 5	A	Austin	L	7	26
11/25/1965	H	College Station	L	17	21	
11/24/1966	A	Austin	L	14	22	
11/27/1967	H	College Station	W	10	7	
11/28/1968	-/ 6	A	Austin	L	14	35
11/27/1969	-/ 1	H	College Station	L	12	49
11/26/1970	-/ 1	A	Austin	L	14	52
11/25/1971	-/12	H	College Station	L	14	34
11/23/1972	-/ 6	A	Austin	L	3	38
11/22/1973	-/11	H	College Station	L	13	42
11/29/1974	8/17	A	Austin	L	3	32
11/28/1975	2/ 5	H	College Station	W	20	10
11/25/1976	11/-	A	Austin	W	27	3
11/26/1977	12/ 1	H	College Station	L	28	57
12/ 2/1978	-/14	A	Austin	L	7	22
12/ 1/1979	-/ 6	H	College Station	W	13	7
11/29/1980	A	Austin	W	24	14	
11/26/1981	-/ 7	H	College Station	L	13	21
11/25/1982	A	Austin	L	16	53	
11/26/1983	-/ 2	H	College Station	L	13	45
12/ 1/1984	-/13	A	Austin	W	37	12
11/28/1985	15/18	H	College Station	W	42	10
11/27/1986	10/-	A	Austin	W	16	3
11/26/1987	15/-	H	College Station	W	20	13
11/24/1988	A	Austin	W	28	24	
12/ 2/1989	16/-	H	College Station	W	21	10
12/ 1/1990	-/ 5	A	Austin	L	27	28
11/28/1991	10/-	H	College Station	W	31	14
11/26/1992	4/-	A	Austin	W	34	13
11/25/1993	8/-	H	College Station	W	18	9
11/ 5/1994	11/-	A	Austin	W	34	10
12/ 2/1995	16/ 6	H	College Station	L	6	16
11/29/1996	A	Austin	L	15	51	
11/28/1997	15/-	H	College Station	W	27	16
11/27/1998	6/-	A	Austin	L	24	26
11/26/1999	24/ 7	H	College Station	W	20	16
11/24/2000	22/12	A	Austin	L	17	43
11/23/2001	-/ 5	H	College Station	L	7	21
11/29/2002	-/10	A	Austin	L	20	50
11/28/2003	-/ 6	H	College Station	L	15	46
11/26/2004	22/ 5	A	Austin	L	13	26
11/25/2005	-/ 2	H	College Station	L	29	40
11/24/2006	-/11	A	Austin	W	12	7
11/23/2007	-/12	H	College Station	W	38	30
11/27/2008	-/ 4	A	Austin	L	9	49
11/26/2009	-/ 3	H	College Station	L	39	49
11/25/2010	17/-	A	Austin	W	24	17
11/24/2011	H	College Station	L	25	27	

1447 2297

TEXAS STATE

A&M leads, 2-0

10/ 3/1919	H	College Station	W	28	0
9/22/2005	H	College Station	W	44	31

72 31

TEXAS TECH

A&M leads, 37-32-1

11/28/1927	H	College Station	W	47	6
9/24/1932	N	Amarillo	W	7	0
10/ 3/1942	H	College Station	W	19	0
10/ 2/1943	A	Lubbock	W	13	0
9/30/1944	N	San Antonio	W	27	14
9/29/1945	A	Lubbock	W	16	6
9/28/1946	N	San Antonio	L	0	6
9/27/1947	N	San Antonio	W	29	7
9/25/1948	N	San Antonio	L	14	20

9/24/1949	N	San Antonio	W	26	7	
9/30/1950	N	San Antonio	W	34	13	
9/29/1951	10/-	N	Dallas	W	20	7
10/10/1953	A	Lubbock	W	27	14	
10/18/1954	-/19	H	College Station	L	9	41
10/ 6/1956	11/-	N	Dallas	W	40	7
9/28/1957	2/-	A	Lubbock	W	21	0
9/20/1958	20/-	N	Dallas	L	14	15
9/19/1959	N	Dallas	L	14	20	
9/24/1960	H	College Station	T	14	14	
10/ 7/1961	A	Lubbock	W	38	7	
10/ 6/1962	H	College Station	W	7	3	
10/ 5/1963	A	Lubbock	L	0	10	
10/ 3/1964	H	College Station	L	12	16	
10/ 2/1965	A	Lubbock	L	16	20	
10/ 1/1966	H	College Station	W	35	14	
10/14/1967	A	Lubbock	W	28	24	
10/12/1968	H	College Station	L	16	21	
10/11/1969	A	Lubbock	L	9	13	
10/10/1970	H	College Station	L	7	21	
10/16/1971	A	Lubbock	L	7	28	
10/14/1972	H	College Station	L	14	17	
10/13/1973	A	Lubbock	L	16	28	
10/12/1974	16/ 7	H	College Station	W	28	7
10/11/1975	6/-	A	Lubbock	W	38	9
10/ 9/1976	17/15	H	College Station	L	16	27
9/24/1977	6/ 7	A	Lubbock	W	33	17
10/ 7/1978	7/-	H	College Station	W	38	9
10/ 6/1979	A	Lubbock	L	20	21	
10/ 4/1980	H	College Station	W	41	21	
10/ 3/1981	A	Lubbock	W	24	23	
10/ 2/1982	H	College Station	L	15	24	
10/ 1/1983	A	Lubbock	L	0	3	
10/ 6/1984	H	College Station	L	12	30	
10/ 5/1985	A	Lubbock	W	28	27	
10/ 4/1986	14/-	H	College Station	W	45	8
10/ 3/1987	15/-	A	Lubbock	L	21	27
10/ 1/1988	H	College Station	W	50	15	
10/ 7/1989	19/-	A	Lubbock	L	24	27
10/ 6/1990	19/-	H	College Station	W	28	24
10/ 5/1991	23/-	A	Lubbock	W	37	14
10/ 3/1992	5/-	H	College Station	W	19	17
10/ 2/1993	14/-	A	Lubbock	W	31	6
10/ 1/1994	10/-	H	College Station	W	23	17
10/ 7/1995	8/-	A	Lubbock	L	7	14
10/26/1996	H	College Station	L	10	13	
10/25/1997	20/-	A	Lubbock	L	13	16
10/24/1998	8/25	H	College Station	W	17	10
10/ 2/1999	5/-	A	Lubbock	L	19	21
9/30/2000	H	College Station	W	33	15	
11/ 3/2001	24/-	A	Lubbock	L	0	12
10/ 5/2002	23/-	H	College Station (OT)	L	47	48
10/ 4/2003	A	Lubbock	L	28	59	
11/13/2004	22/-	H	College Station (OT)	W	32	25
11/ 5/2005	-/16	A	Lubbock	L	17	56
9/30/2006	H	College Station	L	27	31	
10/13/2007	A	Lubbock	L	7	35	
10/18/2008	-/ 7	H	College Station	L	25	43
10/24/2009	-/21	A	Lubbock	W	52	30
10/30/2010	H	College Station	W	45	27	
10/ 8/2011	24/-	A	Lubbock	W	45	40

1596 1287

TRANSYLVANIA (KY.)

series tied, 1-1

1905	H	College Station	L	6	29
1910	H	College Station	W	33	0

39 29

TRINITY

A&M leads, 18-1-2

1902	H	College Station	T	0	0
1902	H	College Station	W	34	0
1903	H	College Station	W	16	0
1903	H	College Station	L	0	18
1905	H	College Station	W	24	0

1908	H	College Station	W	6	0
1909	H	College Station	W	47	0
1912	H	College Station	W	59	0
1913	H	College Station	W	7	0
1914	H	College Station	T	0	0
1915	H	College Station	W	62	0
10/24/1919	H	College Station	W	42	0
9/26/1924	H	College Station	W	33	0
9/25/1925	H	College Station	W	20	10
9/24/1926	H	College Station	W	26	0
9/23/1927	H	College Station	W	45	0
9/22/1928	H	College Station	W	21	0
9/23/1933	H	College Station	W	38	0
10/15/1951	A	San Antonio	W	53	14
10/ 1/1960	A	San Antonio	W	14	0
10/14/1961	A	San Antonio	W	55	0
					602 42

TULANE					
A&M leads, 10-5					
1899	H	College Station	W	22	0
1902	H	College Station	W	17	5
1906	H	College Station	W	18	0
1907	H	College Station	W	18	6
1910	H	College Station	W	17	0
1912	H	College Station	W	41	0
11/ 2/1917	H	College Station	W	35	0
10/ 5/1929	A	New Orleans	L	10	13
10/11/1930	N	Dallas	L	9	19
10/ 3/1931	A	New Orleans	L	0	7
10/ 1/1932	A	New Orleans	L	14	26
9/30/1933	A	New Orleans	W	13	6
1/ 1/1940	1/ 5	A New Orleans (Sugar Bowl)	W	14	13
9/24/1966	A	New Orleans	L	13	21
9/28/1968	A	New Orleans	W	35	3
					276 119

TULSA					
A&M leads, 6-2					
10/10/1922	N	Dallas	L	10	13
10/ 1/1938	H	College Station	W	20	0
10/ 5/1940	N	San Antonio	W	41	6
9/28/1985	H	College Station	W	45	10
9/21/1991	15/-	A Tulsa	L	34	35
9/12/1992	7/-	H College Station	W	19	9
9/16/1995	3/-	H College Station	W	52	9

9/18/1999	7/-	H College Station	W	62	13
					283 95

UAB					
A&M leads, 1-0					
9/26/2009	H	College Station	W	56	19

UCLA					
series tied, 2-2					
10/12/1940	A	Los Angeles	W	7	0
9/21/1951	6/-	A Los Angeles	W	21	14
9/16/1955	-/ 1	A Los Angeles	L	0	21
1/ 1/1998	20/ 5	N Dallas (Cotton Bowl)	L	23	29
					51 64

UT ARLINGTON					
A&M leads, 1-0					
9/18/1982	H	College Station	W	61	22

UTAH					
A&M leads, 2-1					
11/14/1936	15/-	H College Station	W	20	7
9/ 6/2003	H	College Station	W	28	26
9/ 2/2004	-/19	A Salt Lake City	L	21	41
					69 74

UTAH STATE					
A&M leads, 1-0					
9/19/2009	H	College Station	W	38	30

UTEP					
A&M leads, 2-0					
9/ 1/1984	H	College Station	W	20	17
9/16/2000	H	College Station	W	45	17
					65 34

VILLANOVA					
series tied, 2-2					
10/14/1939	H	College Station	W	33	7
9/18/1948	A	Philadelphia	L	14	34
9/17/1949	H	College Station	L	0	35
9/22/1956	9/-	H College Station	W	19	0
					66 76

VIRGINIA TECH					
series tied, 2-2					
9/11/1976	14/-	H College Station	W	19	0
9/17/1977	7/-	A Blacksburg	W	27	6
9/21/2002	19/ 7	H College Station	L	3	13
9/18/2003	-/ 8	A Blacksburg	L	19	35
					68 54

VMI					
A&M leads, 1-0					
10/14/1950	H	College Station	W	52	0

WASHINGTON					
A&M leads, 2-1					
9/28/1974	9/-	A Seattle	W	28	15
9/19/1987	-/10	H College Station	W	29	12
9/ 9/1989	15/-	A Seattle	L	6	19
					63 46

WASHINGTON STATE					
A&M leads, 2-0					
12/ 6/1941	9/19	N Tacoma, WA	W	7	0
12/ 5/1942	H	College Station	W	21	0
					28 0

WAXAHACHIE AC					
A&M leads, 1-0					
1900	H	College Station	W	11	0

WICHITA STATE					
A&M leads, 4-0					
9/12/1970	H	College Station	W	41	14
9/11/1971	H	College Station	W	41	7
9/ 9/1972	A	Wichita	W	36	13
9/15/1973	H	College Station	W	48	0
					166 34

WYOMING					
A&M leads, 3-0					
9/ 9/2000	H	College Station	W	51	3
9/ 6/2001	A	Laramie	W	28	20
9/11/2004	H	College Station	W	31	0
					110 23

OVERTIME HISTORY

Overall: 7-6 Home: 5-3 Away: 1-2 Neutral: 1-1

Overtime in college football was introduced for the 1995 bowl season. 1996 marked the first full season of OT.

DATE	FINAL SCORE	OTs	SITE	4QTR*
Nov. 1, 1997	A&M 28..... Oklahoma State 25	1	College Station	22-22
Dec. 5, 1998	A&M 36..... Kansas State 33	2	St. Louis	(Big 12 Championship) 27-27
Dec. 31, 2000	Mississippi State 43..... A&M 41	1	Shreveport, La.	(Independence Bowl) 35-35
Oct. 5, 2002	Texas Tech 48 A&M 47	1	College Station	41-41
Nov. 16, 2002	Missouri 33 A&M 27	2	College Station	24-24
Oct. 23, 2004	A&M 29..... Colorado 26	1	College Station	26-26
Oct. 30, 2004	Baylor 35..... A&M 34	1	Waco	27-27
Nov. 13, 2004	A&M 32..... Texas Tech 25	1	College Station	25-25
Oct. 1, 2005	A&M 16..... Baylor 13	1	College Station	10-10
Oct. 21, 2006	A&M 34..... Oklahoma State 33	1	Stillwater, Okla.	27-27
Sept. 8, 2007	A&M 47..... Fresno State 45	3	College Station	29-29
Oct. 29, 2011	Missouri 38 A&M 31	1	College Station	31-31
Nov. 12, 2011	Kansas State 53 A&M 50	4	Manhattan, Kansas	31-31

* score at end of regulation

HISTORY

- TEXAS A&M ATTENDANCE RECORDS -

80,000-PLUS CROWDS AT KYLE FIELD (43)

1. Nebraska	Nov. 20, 2010	90,079
2. Texas	Nov. 24, 2011	88,645
3. Texas	Nov. 23, 2007	88,253
4. Texas	Nov. 23, 2001	87,555
5. Baylor	Oct. 15, 2011	87,361
6. Oklahoma State	Sept. 25, 2011	87,358
7. Notre Dame	Sept. 29, 2001	87,206
8. Oklahoma	Nov. 11, 2000	87,188
9. SMU	Sept. 4, 2011	86,951
10. Missouri	Oct. 29, 2011	86,934
11. Idaho	Sept. 17, 2011	86,623
12. Texas	Nov. 25, 2005	86,617
13. Texas Tech	Oct. 5, 2002	86,478
14. Kansas	Nov. 19, 2011	86,411
15. Oklahoma State	Oct. 6, 2007	86,217
16. Iowa State	Oct. 29, 2005	86,172
17. Texas	Nov. 26, 1999	86,128
18. Texas Tech	Oct. 18, 2008	86,012
19. Texas Tech	Sept. 30, 2006	85,979
20. Oklahoma	Nov. 4, 2006	85,697
21. Iowa State	Oct. 27, 2001	85,661
22. Oklahoma	Nov. 8, 2008	85,603
23. Kansas	Oct. 27, 2007	85,341
24. Texas	Nov. 26, 2009	84,671
25. Texas Tech	Oct. 30, 2010	84,479
26. Miami	Sept. 20, 2008	84,165
27. Texas	Nov. 28, 2003	84,094
28. Army	Sept. 27, 2008	84,090
29. Oklahoma	Nov. 9, 2002	84,036
30. Virginia Tech	Sept. 21, 2002	83,746
31. Texas Tech	Sept. 30, 2000	83,644
32. Missouri	Oct. 16, 2010	83,453
33. Nebraska	Nov. 11, 2006	83,336
34. Baylor	Sept. 29, 2007	82,970
35. Oklahoma State	Sept. 22, 2001	82,601
36. Baylor	Oct. 6, 2001	82,589
37. Texas Tech	Nov. 13, 2004	82,278
38. Baylor	Nov. 21, 2009	82,106
39. Oklahoma	Nov. 6, 2010	81,392
40. Stephen F. Austin	Sept. 4, 2010	81,287
41. Oklahoma	Nov. 6, 2004	81,125
42. Nebraska	Oct. 26, 2002	81,054
43. Kansas State	Oct. 28, 2000	80,659

82,000-PLUS CROWDS, ALL VENUES (50)

1. at Michigan	Oct. 1, 1977	104,802
2. at Texas	Nov. 25, 2010	100,752
3. at Texas	Nov. 27, 2008	98,621
4. NEBRASKA	Nov. 20, 2010	90,079
5. TEXAS	Nov. 24, 2011	88,645
6. TEXAS	Nov. 23, 2007	88,253
7. TEXAS	Nov. 23, 2001	87,555
8. BAYLOR	Oct. 15, 2011	87,361
9. OKLAHOMA STATE	Sept. 25, 2011	87,358
10. NOTRE DAME	Sept. 29, 2001	87,206
11. OKLAHOMA	Nov. 11, 2000	87,188
12. SMU	Sept. 4, 2011	86,951
13. MISSOURI	Oct. 29, 2011	86,934
14. IDAHO	Sept. 17, 2011	86,623
15. TEXAS	Nov. 25, 2005	86,617
16. TEXAS TECH	Oct. 5, 2002	86,478
17. KANSAS	Nov. 19, 2011	86,411
18. OKLAHOMA STATE	Oct. 6, 2007	86,217
19. TEXAS	Nov. 26, 1999	86,128
20. TEXAS TECH	Oct. 18, 2008	86,012
21. at Oklahoma	Nov. 5, 2011	85,709
22. at Ohio State	Sept. 26, 1970	85,657
23. OKLAHOMA	Nov. 8, 2008	85,603
24. KANSAS	Oct. 27, 2007	85,341
25. at Oklahoma	Nov. 3, 2007	85,044
26. at Oklahoma	Nov. 14, 2009	85,013
27. TEXAS	Nov. 26, 2009	84,671
28. TEXAS TECH	Oct. 30, 2010	84,479
29. at Nebraska	Oct. 20, 2007	84,473
30. MIAMI	Sept. 20, 2008	84,165
31. TEXAS	Nov. 28, 2003	84,094
32. ARMY	Sept. 27, 2008	84,090
33. OKLAHOMA	Nov. 9, 2002	84,036
34. at Texas	Nov. 24, 2000	84,012
35. at Texas	Nov. 26, 2004	83,891
36. VIRGINIA TECH	Nov. 21, 2002	83,746
37. at Texas	Nov. 29, 2002	83,711
38. at Texas	Nov. 27, 1998	83,687
39. TEXAS TECH	Sept. 30, 2000	83,644
40. vs LSU	Jan. 7, 2010 (Cotton Bowl - Cowboys Stadium)	83,514
41. at Oklahoma	Nov. 8, 2003	83,461
42. MISSOURI	Oct. 16, 2010	83,453
43. NEBRASKA	Nov. 11, 2006	83,336
44. BAYLOR	Sept. 29, 2007	82,970
45. OKLAHOMA STATE	Sept. 22, 2001	82,601
46. BAYLOR	Oct. 6, 2001	82,589
47. at Texas	Dec. 1, 1990	82,518
48. at Texas	Nov. 5, 1994	82,312
49. TEXAS TECH	Nov. 13, 2004	82,278
50. BAYLOR	Nov. 21, 2009	82,106

75,000-PLUS CROWDS, ROAD VENUES (33)

1. Michigan	Oct. 1, 1977	104,802
2. Texas	Nov. 25, 2010	100,752
3. Texas	Nov. 27, 2008	98,621
4. Oklahoma	Nov. 5, 2011	85,709
4. Ohio State	Sept. 26, 1970	85,657
5. Oklahoma	Nov. 3, 2007	85,044
6. Oklahoma	Nov. 14, 2009	85,013
7. Nebraska	Oct. 20, 2007	84,473
8. Texas	Nov. 24, 2000	84,012
9. Texas	Nov. 26, 2004	83,891
10. Texas	Nov. 29, 2002	83,711
11. Texas	Nov. 27, 1998	83,687
12. Oklahoma	Nov. 8, 2003	83,461
13. vs LSU	Jan. 7, 2010 (Cotton Bowl-Cowboys Stadium, Arlington, Texas)	83,514
14. Texas	Dec. 1, 1990	82,518
15. Texas	Nov. 5, 1994	82,312
16. Texas	Nov. 29, 1996	81,887
17. Texas	Dec. 1, 1984	81,309
18. Texas	Nov. 26, 1992	81,170
19. Notre Dame	Sept. 2, 2000	80,232
20. LSU	Sept. 13, 1986	79,713
21. LSU	Sept. 3, 1988	79,018
22. Texas	Nov. 24, 1988	77,809
23. Nebraska	Nov. 6, 1999	77,705
24. LSU	Sept. 29, 1990	77,703
25. Nebraska	Oct. 18, 2003	77,604
26. Texas	Nov. 29, 1974	77,584
27. Penn State	Sept. 22, 1979	77,576
28. vs Ohio State	Jan. 1, 1999 (Sugar Bowl - SuperDome, New Orleans, La.)	76,503
29. Nebraska	Sept. 16, 1972	76,042
30. vs Tennessee	Jan. 1, 2005 (Cotton Bowl - Cotton Bowl, Dallas, Texas)	75,704
31. Oklahoma	Nov. 10, 2001	75,525
32. LSU	Sept. 3, 1994	75,504

YEAR-BY-YEAR SEASON AVERAGES

2011	7	87,183
2010	7	82,477
2009	7	76,800
2008	7	82,193
2007	7	82,207
2006	7	75,985
2005	6	79,732
2004	6	74,498
2003	7	76,243
2002	7	80,198
2001	6	82,711
2000	6	77,579
1999	6	73,126
1998	6	58,292
1997	6	61,918
1996	6	63,272
1995	6	62,457
1994	6	62,877
1993	6	59,608
1992	6	58,768
1991	6	63,318
1990	6	54,252
1989	6	61,771
1988	6	57,576
1987	6	66,623
1986	6	59,662
1985	6	56,332
1984	7	45,783
1983	7	58,409
1982	7	55,941
1981	5	63,833
1980	5	60,432
1979	5	57,980
1978	5	52,269
1977	5	53,930
1976	6	48,395
1975	5	50,546
1974	5	43,867
1973	5	40,426
1972	5	34,924
1971	5	32,863



TOP SEASON AVERAGES

HOME

YEAR	AVERAGE	YEAR	AVERAGE
1. 2011	87,183	9. 2009	76,800
2. 2001	82,711	10. 2003	76,243
3. 2010	82,477	11. 2006	75,985
4. 2007	82,207	12. 2004	74,498
5. 2008	82,193	13. 1999	73,126
6. 2002	80,198	14. 1987	66,623
7. 2005	79,731	15. 1981	63,833
8. 2000	77,579		

AWAY

YEAR	AVERAGE	YEAR	AVERAGE
1. 2007	66,915	9. 1994	57,034
2. 2003	66,691	10. 2004	56,400
3. 2011	63,282	11. 1982	55,522
4. 1986	61,806	12. 1974	54,978
5. 1999	61,492	13. 1998	54,879
6. 2010	59,591	14. 1985	54,410
7. 2009	58,727	15. 1977	53,888
8. 2000	57,912		

OVERALL

YEAR	AVERAGE	YEAR	AVERAGE
1. 2011	76,152	9. 1999	67,309
2. 2007	75,091	10. 2001	66,292
3. 2010	74,218	11. 2004	65,449
4. 2003	72,263	12. 1986	60,734
5. 2009	70,365	13. 1994	60,221
6. 2008	70,181	14. 1988	58,933
7. 2000	68,639	15. 1997	57,363
8. 2002	67,572		

HISTORY

KYLE FIELD HISTORY/TIMELINE

KYLE FIELD TIMELINE

Spring 1905	E.J. Kyle, professor of horticulture and staunch supporter of Aggie athletics, donates 400 X 400 foot all-purpose athletic area. Two seats of bleachers were built to accommodate 500 spectators.
1906	Grateful Corps of Cadets met in old chapel to express their appreciation for Kyle and named the new field for him. Not officially, but the name stuck.
1907	Kyle purchased grand stands from the Bryan Fair Association with a personal check and moved them to Kyle Field.
1915	Kyle Field seating is raised to 6,800 according to the <i>Bryan Eagle</i> .
1923	Seating increased to 8,500.
1927	Construction begins on concrete stands.
1929	New \$365,000 concrete stadium is complete in time for the annual Texas A&M vs. Texas clash on Thanksgiving. The stadium features 32,890 permanent seats and 5,000 temporary seats.
1956	Texas A&M Board of Directors officially named Kyle Field after Edwin Jackson Kyle, '99.
1967	Second decks added.
1970	Artificial turf installed.
1980	Third decks finished, new press box and suites dedicated against Penn State. Capacity 70,016.
1982	Seats on east side narrowed. Capacity 72,387.
1992	Seats widened and capacity moves back to 70,210.
1996	Natural grass returns to Kyle Field.
1998	Construction on The Zone is underway, capacity is limited to 58,292.
1999	The Zone is complete and capacity increases to 82,600.
2008	Refiguring suites places capacity to 83,002.
2012	Premier sports facility design firm Populous engaged to lead design study phase for renovation and redevelopment of Kyle Field.
2012	Student seating changes makes Kyle Field capacity 82,589.



The Home of the 12th Man

Regarded as one of the nation's most intimidating road venues, Texas A&M's Kyle Field has been the home of the Aggie football team since 1905.

The Aggies have always been tough to beat at Kyle Field with an all-time record of 384-152-19 (70.9 winning percentage) on their home field.

Likely making Kyle Field an even tougher road venue for opponents was the \$32.9 million north end zone expansion, which was completed in 1999. The formation of the Bernard C. Richardson Zone has raised Kyle Field's capacity to 82,589, making it the 13th-largest college football stadium in the nation.

The Zone opened at full capacity for the first time for the annual Texas A&M-Texas grudge match in 1999 and a then state-record football crowd of 86,128 watched the Aggies tally a hard-fought 20-16 victory over the arch rival Longhorns. The stadium record has been broken six times since the 1999 game and currently stands at 90,079 (9-6 win over Nebraska in 2010).

Kyle Field was named for Edwin Jackson Kyle, who served as Texas A&M's dean of agriculture and athletic council president. Kyle donated a 400 x 400-foot area of the southern edge of campus that had been assigned to him for horticultural experiments.

The permanent seating on the east and west sides of Kyle Field were added in 1927 and the horseshoe was completed in 1929.

The stadium was expanded in 1967 to include two decks of grandstands, and the third decks were added to the east and west sides in 1980. The Aggies played on grass through the 1960s, but A&M became one of the many schools that switched to artificial turf in the early 1970s. Grass returned to Kyle Field in 1996 and the Aggies currently play on grass.

The most recent improvement was the "12th Man TV," which is the huge video board in the south endzone. The 3,954 square-foot screen is the second-largest in collegiate sports and measures 54-by-74 feet. Included in the project, which was completed prior to the 2006 season, were 1,130 feet of ribbon board and a concert-quality sound system.

In April of 2012, it was announced that Texas A&M University and the 12th Man Foundation have engaged Populous to lead the design study phase for the renovation and redevelopment of Kyle Field, recognized as the nation's top college football gameday experience and "Home of the 12th Man."

— ALL-TIME RECORD AT KYLE FIELD —

384-152-19 all-time on site, 283-138-12 in stadium (built 1927)

THE 1900's (24-4-1)	THE 1920's (37-7-3)	THE 1940's (22-17-1)	THE 1960's (14-18-3)	THE 1980's (45-17)	THE 2000's (42-24)
1905 6-1	1920 3-0-1	1940 4-0	1960 0-1-2	1980 2-3	2000 4-2
1906 5-0	1921 3-0-1	1941 4-1	1961 2-1-1	1981 3-3	2001 5-1
1907 6-0	1922 2-1	1942 3-1	1962 1-2	1982 5-2	2002 3-4
1908 2-3	1923 3-2	1943 2-1	1963 1-3	1983 3-4	2003 4-3
1909 5-0-1	1924 6-0	1944 1-2	1964 0-2	1984 5-2	2004 5-1
	1925 5-0	1945 4-2	1965 1-3	1985 6-0	2005 4-2
	1926 3-0-1	1946 2-2	1966 2-1	1986 6-0	2006 4-3
	1927 5-0	1947 2-2	1967 3-2	1987 5-1	2007 6-1
	1928 4-2	1948 0-3	1968 2-2	1988 5-1	2008 2-5
	1929 3-2	1949 0-3-1	1969 2-1	1989 5-1	2009 5-2
THE 1910's (52-7-3)	THE 1930's (32-15-3)	THE 1950's (19-17-4)	THE 1970's (32-18)	THE 1990's (55-4-1)	THE 2010's (10-4)
1910 6-0	1930 2-2	1950 3-1	1970 1-4	1990 5-0-1	2010 6-1
1911 6-0	1931 4-1	1951 2-0-2	1971 3-2	1991 6-0	2011 4-3
1912 7-1	1932 3-1	1952 1-2-1	1972 1-4	1992 6-0	
1913 3-4-2	1933 4-1-1	1953 0-3-1	1973 3-2	1993 6-0	
1914 4-0-1	1934 1-2-2	1954 0-4	1974 5-0	1994 6-0	
1915 4-2	1935 2-3	1955 3-1	1975 5-0	1995 5-1	
1916 4-0	1936 4-2	1956 4-0	1976 5-1	1996 3-3	
1917 5-0	1937 3-1	1957 4-1	1977 3-2	1997 6-0	
1918 5-0	1938 4-2	1958 1-2	1978 4-1	1998 6-0	
1919 8-0	1939 5-0	1959 1-3	1979 2-2	1999 6-0	



H
I
S
T
O
R
Y

ALL-TIME TELEVISION APPEARANCES (252)

2011 (6-6)

vs. Northwestern†	ESPN	N	W	33 - 22
Texas	ESPN	N	L	25 - 27
Kansas	FSN	R	W	61 - 7
at Kansas State	ABC	R	L	50 - 53
at Oklahoma	ABC	R	L	25 - 41
Missouri	FX	N	L	31 - 38
at Iowa State	ABC	R	W	33 - 17
Baylor	FX	N	W	55 - 28
at Texas Tech	FX	N	W	45 - 40
vs. Arkansas	ESPN	N	L	38 - 42
Oklahoma State	ABC	R	L	29 - 30
SMU	FSN	N	W	46 - 14

† Meineke Car Care Bowl of Texas, Houston, Texas

2010 (5-4)

vs. LSU†	Fox	N	L	24 - 41
at Texas	ESPN	N	W	24 - 17
Nebraska	ABC	N	W	9 - 6
at Baylor	FSN	R	W	42 - 30
Oklahoma	FSN	R	W	33 - 19
at Kansas	FSN	R	W	45 - 10
Missouri	FSN	R	L	9 - 30
vs. Arkansas (Arlington)	ABC	R	L	17 - 24
at Oklahoma State	ESPN	N	L	35 - 38

† Cotton Bowl, Arlington, Texas

2009 (0-7)

vs. Georgia†	ESPN2	N	L	20 - 44
Texas	ESPN	N	L	39 - 49
at Oklahoma	FSN	N	L	10 - 65
at Colorado	FCS	N	L	34 - 35
at Kansas State	FCS	N	L	14 - 62
Oklahoma State	FSN	N	L	31 - 36
vs. Arkansas (Arlington)	ESPN2	N	L	19 - 47

† Independence Bowl, Shreveport, La.

2008 (3-4)

Texas	ESPN	N	L	9 - 49
Oklahoma	ABC	R	L	28 - 66
at Iowa State	FCS	N	W	49 - 35
Texas Tech	FSN	N	L	25 - 43
Army	Versus	N	W	21 - 17
Miami	ABC	R	L	23 - 41
at New Mexico	Versus	N	W	28 - 22

2007 (4-6)

vs. Penn State†	ESPN	N	L	17 - 24
Texas	ABC	N	W	38 - 30
at Missouri	FSN	N	L	26 - 40
at Oklahoma	ABC	S/N	L	14 - 42
Kansas	ESPN2	N	L	11 - 19
at Texas Tech	ABC	R	L	7 - 35
Oklahoma State	FSN	N	W	24 - 23
Baylor	Versus	N	W	34 - 10
at Miami	ESPN	N	L	17 - 34
Fresno State	FSN	N	W	47 - 45

† Alamo Bowl, San Antonio, Texas

2006 (4-4)

vs. California†	ESPN	N	L	10 - 45
at Texas	ABC	N	W	12 - 7
Nebraska	ABC	R	L	27 - 28
Oklahoma	ABC	S/N	L	16 - 17
Missouri	ABC	R	W	25 - 19
at Kansas	FSN	N	W	21 - 18
Texas Tech	ABC	R	L	27 - 31
vs. Army (San Antonio)	ESPN2	N	W	28 - 24

† Holiday Bowl, San Diego, Calif.

2005 (3-6)

Texas	ABC	N	L	29 - 40
at Oklahoma	ABC	R	L	30 - 36
at Texas Tech	FSN	N	L	17 - 56
Iowa State	ABC	R	L	14 - 42
at Colorado	FSN	N	L	20 - 41

Baylor	FSN	N	W	16 - 13
Texas State	FSN	R	W	44 - 31
SMU	FSN	N	W	66 - 8
at Clemson	ABC	R	L	24 - 25

2004 (5-4)

vs. Tennessee†	FOX	N	L	7 - 38
at Texas	ABC	N	L	13 - 26
Texas Tech	ABC	R	W	32 - 25
Oklahoma	ABC	R	L	35 - 42
at Oklahoma State	FSN	N	W	36 - 20
Kansas State	TBS	N	W	42 - 30
Clemson	TBS	N	W	27 - 6
Wyoming	FSN	N	W	31 - 0
at Utah	ESPN	N	L	21 - 41

† Cotton Bowl, Arlington, Texas

2003 (0-8)

Texas	ABC	N	L	15 - 46
at Missouri	FSN	R	L	22 - 45
at Oklahoma	ABC	R	L	0 - 77
Oklahoma State	ABC	R	L	10 - 38
at Nebraska	FSN	R	L	12 - 48
at Texas Tech	FSN	N	L	28 - 59
Pittsburgh	ABC	R	L	26 - 37
at Virginia Tech	ESPN	N	L	19 - 35

2002 (2-5)

at Texas	ABC	N	L	50 - 20
Oklahoma	ABC	R	W	30 - 26
at Oklahoma State	FSN	R	L	23 - 28
Nebraska	TBS	N	L	31 - 8
at Baylor	FSN	R	W	41 - 0
Virginia Tech	ABC	R	L	3 - 13
at Pittsburgh	ESPN	N	L	14 - 12

2001 (3-2)

vs. TCU†	ESPN	N	W	28 - 9
Texas	ABC	N	L	7 - 21
at Oklahoma	ABC	R	L	10 - 31
Notre Dame	ABC	R	W	24 - 3
at Wyoming	ESPN2	N	W	28 - 20

† galleryfurniture.com Bowl, Houston.

2000 (5-4)

vs. Mississippi State†	ESPN	N	L	41 - 43
at Texas	ABC	N	L	17 - 43
Oklahoma	ABC	R	L	31 - 35
Kansas State	ABC	R	W	26 - 10
at Iowa State	ABC	R	W	30 - 7
at Baylor	FSN	R	W	24 - 0
Texas Tech	FSN	R	W	33 - 15
Wyoming	FSN	N	W	51 - 3
at Notre Dame	NBC	N	L	10 - 24

† Independence Bowl, Shreveport, La.

1999 (4-4)

vs. Penn State†	ESPN	N	L	0 - 24
Texas	ABC	N	W	20 - 16
at Missouri	FSN	R	W	51 - 14
at Nebraska	ABC	R	L	0 - 37
at Oklahoma	FSN	N	L	6 - 51
Kansas	FSN	R	W	34 - 17
at Texas Tech	FSN	N	L	19 - 21
Southern Miss	ABC	R	W	23 - 6

† Alamo Bowl, San Antonio, Texas

1998 (8-3)

vs. Ohio State	ABC	N	L	14 - 24
vs. Kansas State^	ABC	N	W	36 - 33
at Texas	ABC	N	L	24 - 26
Missouri	FSN	R	W	17 - 14
Oklahoma	FX	N	W	29 - 0
at Oklahoma State	FSN	N	W	17 - 6
Texas Tech	ABC	R	W	17 - 10
Nebraska	ABC	R	W	28 - 21

at Kansas	FSN	R	W	24 - 21
at Southern Miss	FSN	N	W	24 - 6
vs. Florida State*	ABC	N	L	14 - 23

† Sugar Bowl, SuperDome, New Orleans, La

^ Big 12 Championship, St. Louis.

* Kickoff Classic, East Rutherford, N.J.

1997 (5-3)

vs. UCLA†	CBS	N	L	23 - 29
vs. Nebraska^	ABC	N	L	15 - 54
Texas	ABC	N	W	27 - 16
at Oklahoma	FSN	N	W	51 - 7
Oklahoma State	FSN	N	W	28 - 25
at Kansas State	ABC	R	L	17 - 36
at Colorado	ABC	R	W	16 - 10
SW LOUISIANA	FSN	R	W	66 - 0

† Cotton Bowl, Arlington, Texas

^ Big 12 Championship, San Antonio.

1996 (3-5)

at Texas	ABC	N	L	15 - 52
Oklahoma	ABC	R	W	33 - 16
at Baylor	ABC	R	W	24 - 7
Texas Tech	FSN	R	L	10 - 13
Kansas State	FSN	N	L	20 - 23
at Iowa State	FSN	R	W	24 - 21
Colorado	ABC	R	L	10 - 24
at BYU^	ABC	N	L	37 - 41

^ Pigskin Classic, Cougar Stadium, Provo, Utah

1995 (4-2)

vs. Michigan†	ESPN	N	W	22 - 20
Texas	ABC	N	L	6 - 16
at Rice	ESPN	N	W	17 - 10
at Colorado	ABC	N	L	21 - 29
Tulsa	Raycom	R	W	52 - 9
LSU	ABC	R	W	33 - 17

† Alamo Bowl, San Antonio, Texas

1993 (8-2)

vs. Notre Dame†	NBC	N	L	21 - 24
Texas	ESPN	N	W	18 - 9
at TCU	Raycom	R	W	59 - 3
Louisville	ESPN	N	W	42 - 7
at Baylor	Raycom	R	W	34 - 17
Houston	Raycom	R	W	34 - 10
at Texas Tech	ABC	R	W	31 - 6
Missouri	Raycom	R	W	73 - 0
at Oklahoma	ABC	R	L	14 - 44
LSU	ABC	R	W	24 - 0

† Cotton Bowl, Arlington, Texas

1992 (8-1)

vs. Notre Dame†	NBC	N	L	3 - 28
at Texas	ESPN	N	W	34 - 13
TCU	ABC	R	W	37 - 10
at Houston	ESPN	N	W	38 - 30
Louisville	ABC	R	W	40 - 18
Baylor	ABC	R	W	19 - 13
Texas Tech	Raycom	R	W	19 - 17
at LSU	ABC	R	W	31 - 22
vs. Stanford^	Raycom	N	W	10 - 7

† Cotton Bowl, Arlington, Texas

^ Pigskin Classic, Anaheim, Calif.

1991 (6-2)

vs. Florida State†	CBS	N	L	2 - 10
Texas	ESPN	N	W	31 - 14
Arkansas	ESPN	N	W	13 - 3
at TCU	ESPN	N	W	44 - 7
at Baylor	ABC	R	W	34 - 12
at Texas Tech	Raycom	R	W	37 - 14
at Tulsa	Raycom	R	L	34 - 35
LSU	Raycom	R	W	45 - 7

† Cotton Bowl, Arlington, Texas

1990 (3-1)					
vs. BYU†	ESPN	N	W	65	14
at Texas	CBS	N	L	27	28
TCU	Raycom	R	W	56	10
at Hawai'i	ESPN	N	W	28	13

† Holiday Bowl, San Diego, Calif.

1989 (2-4)					
vs. Pittsburgh†	CBS	N	L	28	31
Texas	ESPN	N	W	21	10
Arkansas	CBS	N	L	22	23
at Texas Tech	Raycom	R	L	24	28
at Washington	ABC	R	L	6	19
LSU	ESPN	N	W	28	16

† John Hancock Bowl, El Paso, Texas.

1988 (2-2)					
Alabama	ESPN	N	L	10	30
at Texas	ESPN	N	W	28	24
TCU	Raycom	R	W	18	0
vs. Nebraska†	Raycom	N	L	14	23

† Kickoff Classic, East Rutherford, N.J.

1987 (5-2)					
vs. Notre Dame†	CBS	N	W	35	10
Texas	ESPN	N	W	20	13
at TCU	Raycom	R	W	42	24
at Baylor	Raycom	R	W	34	10
at Texas Tech	Raycom	R	L	21	27
Washington	ESPN	N	W	29	12
LSU	ESPN	N	L	3	17

† Cotton Bowl, Dallas.

1986 (4-3)					
vs. Ohio State†	CBS	N	L	12	28
at Texas	ESPN	N	W	16	3
TCU	Raycom	R	W	74	10
at Arkansas (Little Rock)	ABC	R	L	10	14
Baylor	ABC	R	W	31	30
at Houston	Raycom	R	W	19	7
at LSU	ESPN	N	L	17	35

† Cotton Bowl, Dallas.

1985 (4-1)					
vs. Auburn†	CBS	N	W	36	16
Texas	ESPN	N	W	42	10
Arkansas	ESPN	N	W	10	6
SMU	ESPN	N	W	19	17
at Alabama (Birmingham)	ESPN	N	L	10	23

† Cotton Bowl, Dallas.

1984 (4-2)					
at Texas	ESPN	N	W	37	12
at Arkansas	Raycom	R	L	0	28
Texas Tech	Raycom	R	L	12	30
Arkansas St.	Gaylord	R	W	22	21
Iowa State	Gaylord	R	W	38	17
Texas-El Paso	Gaylord	R	W	20	17

1983 (0-2-1)					
Texas	ABC	N	L	13	45
at Baylor	WTBS	N	T	13	13
Oklahoma State	CBS	N	L	15	34

1982 (0-3)					
at SMU	CBS	N	L	9	47
Texas Tech	CBS	R	L	15	24
Boston College	ABC	N	L	16	38

1981 (1-1)					
vs. Oklahoma State†	Mizlou	N	W	33	16
Arkansas	ABC	R	L	7	10

† Independence Bowl, Shreveport, La.

1980 (0-1)					
at SMU	ABC	R	L	0	27

1979 (1-0)					
SMU	ABC	R	W	47	14

1978 (2-2)					
vs. Iowa State†	Mizlou	N	W	28	12
at Texas	ABC	N	L	7	22
at Arkansas (Little Rock)	ABC	R	L	7	26
at SMU	ABC	R	W	20	17

† Hall of Fame Bowl, Birmingham, Ala.

1977 (1-2)					
vs. USC†	Mizlou	N	L	28	47
Houston	ABC	R	W	27	7
at Michigan	ABC	N	L	3	41

† Bluebonnet Bowl, Houston.

1976 (4-0)					
vs. Florida†	CBS	N	W	37	14
at Texas	ABC	R	W	27	3
at Arkansas	ABC	N	W	31	10
at SMU	ABC	R	W	36	0

† Sun Bowl, El Paso, Texas.

1975 (2-2)					
vs. USC†	ABC	N	L	0	20
Arkansas	ABC	N	L	6	31
Texas	ABC	R	W	20	10
at Illinois	ABC	R	W	43	13

† Liberty Bowl, Memphis, Tenn.

1974 (1-1)					
at Texas	ABC	R	L	3	32
at Texas Tech	ABC	R	W	28	7

1972 (0-1)					
at Texas	ABC	N	L	3	38

1969 (0-1)					
Arkansas	ABC	R	L	13	35

1968 (0-1)					
at Texas	ABC	N	L	14	35

1967 (1-1)					
vs. Alabama†	CBS	N	W	20	16
SMU	CBS	N	L	17	20

† Cotton Bowl, Dallas.

1964 (0-1)					
at Texas		R	L	7	26

1963 (0-1)					
Texas	CBS	N	L	13	15

1962 (0-1)					
at Texas	CBS	N	L	3	13

1961 (0-1)					
Texas	ABC	N	L	0	25

1960 (0-1)					
at Texas	ABC	N	L	14	21

1959 (0-1)					
Arkansas		R	L	7	12

1958 (0-1)					
at Texas	ABC	N	L	0	27

1957 (1-2)					
vs. Tennessee†	CBS	N	L	0	3
vs. Maryland (Dallas)	NBC	N	W	21	13
Texas		R	L	7	9

† Gator Bowl, Jacksonville, Fla.

1956 (1-0)					
at Arkansas		R	W	27	0

1955 (0-1)					
Texas	NBC	N	L	6	21

1952 (0-1)					
at Texas		R	L	12	32



A&M'S RECORD BY NETWORK						
	APPS	OVERALL	HOME	AWAY	NEUTRAL	BOWLS
ABC	94	37-57	22-23	13-30	1-5	0-2
national	34	7-27	4-9	2-14	1-4	—
regional	60	30-30	18-14	11-16	0-1	—
ESPN	41	24-17	11-4	9-8	4-5	4-4
ESPN2	5	2-3	0-1	1-0	1-2	0-1
FCS	2	0-2	—	0-2	—	—
FSN	42	27-15	15-5	12-10	—	—
national	24	14-10	9-3	5-7	—	—
regional	18	13-5	6-2	7-3	—	—
Versus	3	3-0	2-0	1-0	—	—
CBS	17	4-13	0-5	0-3	4-5	4-5
national	16	4-12	0-4	0-3	4-5	—
regional	1	0-1	0-1	—	—	—
FCS	1	1-0	—	0-1	—	—
FOX	2	0-2	—	—	0-2	0-2
FX	4	3-1	2-1	1-0	—	—
NBC	5	1-4	0-1	0-1	1-2	0-2
TBS	4	2-1-1	2-1	0-0-1	—	—
Raycom	21	15-6	8-1	6-4	1-1	—
national	2	1-1	—	—	1-1	—
regional	19	14-5	8-1	6-4	0-0	—
Mizlou	3	2-1	—	—	2-1	2-1
Gaylord	3	3-0	3-0	—	—	—
	252	125-126-1	65-44	46-59-1	14-23	10-17
		(.498)	(.596)	(.439)	(.378)	(.370)

HISTORY

ALL-TIME HEAD COACHES

YEARS	COACH (ES)	TENURE	OVERALL				CONFERENCE			
			W	L	T	PCT.	W	L	T	PCT.
1894	F.D. Perkins	1	1	1	0	.500	-	-	-	-
1896	A.M. Soule / H.W. South	1	2	0	1	.833	-	-	-	-
1897	C.W. Taylor	1	1	2	0	.333	-	-	-	-
1898	H.W. Williams	1	4	2	0	.667	-	-	-	-
1899-1901	W.A. Murray	3	7	8	1	.469	-	-	-	-
1902-1904	J.E. Platt	3	18	5	1	.771	-	-	-	-
1905-1906	W.E. Bachman	2	13	3	0	.813	-	-	-	-
1907	L.L. Larson	1	6	1	1	.813	-	-	-	-
1908	N.A. Merriam	1	3	5	0	.375	-	-	-	-
1909-1941	Charles B. Moran	6	38	8	4	.800	-	-	-	-
1915-1916	E.H. Harian	2	12	5	0	.706	3	2	0	.600
1917-1928	D.X. Bible	11	72	19	8	.768	28	15	7	.630
1918	D.V. Graves	1	6	1	0	.857	1	1	0	.500
1929-1933	Madison Bell	5	24	21	3	.531	8	14	3	.380
1934-1947	Homer Norton	14	82	53	9	.601	42	35	6	.542
1948-1950	Harry Stiteler	3	8	21	2	.274	3	13	2	.222
1951-1953	Raymond George	3	12	14	4	.467	3	12	3	.250
1954-1957	Paul "Bear" Bryant	4	25	14	2	.622	14	9	1	.604
1958-1961	Jim Myers	4	12	24	4	.333	5	18	3	.250
1962-1964	Hank Foldberg	3	6	23	1	.217	5	15	1	.262
1965-1971	Gene Stallings	7	27	45	1	.377	19	30	0	.388
1972-1978	Emory Bellard	6	48	27	0	.640	29	18	0	.617
1978-1981	Tom Wilson	3	21	19	0	.525	14	15	0	.483
1982-1988	Jackie Sherrill	7	52	28	1	.648	36	17	1	.676
1989-2002	R.C. Slocum	14	123	47	2	.721	78	28	2	.731
2003-2007	Dennis Franchione	5	32	28	0	.533	19	21	0	.475
2007 (interim)	Gary Darnell	-	0	1	0	0.00	-	-	-	-
2008-2011	Mike Sherman	4	25	25	0	.500	15	18	0	.454
2011 (interim)	Tim DeRuyter	-	1	0	0	1.00	-	-	-	-



HOMER NORTON's 1939 Aggies won the National Championship with a 14-13 win over Tulane in the Sugar Bowl.



PAUL "BEAR" BRYANT

led Texas A&M to two Top 10 finishes and a SWC Championship.



EMORY BELLARD

(right, with Curtis Dickey) posted three 10-win seasons and won a SWC Championship.

COACHING LEADERS

(by Winning Pct. – minimum four seasons)

COACH	SEASONS	RECORD	PCT.
Charles B. Moran	6	38-8-4	.800
D.X. Bible	11	72-19-9	.768
R.C. Slocum	14	123-47-2	.721
Jackie Sherrill	7	52-28-1	.648
Emory Bellard	6	48-27	.640
Paul "Bear" Bryant	4	25-14-2	.622
Homer Norton	14	82-53-9	.601
Dennis Franchione	5	32-28	.533
Madison Bell	5	24-21-3	.531

(by Victories)

COACH	SEASONS	WINS
R.C. Slocum	14	123
Homer Norton	14	82
D.X. Bible	11	72
Jackie Sherrill	7	52
Emory Bellard	6	48
Charles B. Moran	6	38
Dennis Franchione	5	32
Gene Stallings	7	27
Mike Sherman	4	25



JACKIE SHERRILL

is hoisted off the field by Sammy O'Brient and Ray Childress after the 1984 win over Texas.

ALL-TIME ASSISTANT COACHES


NAME	YEARS	SEASONS
Amedee, Lynn	1985-87	3
ANDERSON, B.J.	2012	FIRST
Anderson, Frank	1920-24,'30,'45	7
Andrews, H.R.	1911	1
Ashenbeck, Harvey	1971	1
Avezzano, Joe	1985-88	4
Babers, Dino	2001-02	2
Bailey, Sam	1957	1
Bain, Ty	1961	1
Bartosh, Gil	1973	1
Bassett, Charlie	1927-28	2
Bennett, Phil	1980-82, 95-96	5
BEATY, DAVID	2012	FIRST
Bible, Dana X.	1916	1
Boyd, Bob	1985-88	4
Bradley, Doug	1958-59	2
Bradshaw, Charles	1970	1
Brown, Leonard	1962-64	3
Campbell, Dean	1975-77, 79-81	6
Claiborne, Jerry	1954-56	3
Clay, Bill	2006-07	1
Conley, Scott	1981	1
Cromwell, Nolan	2008-09	2
Culley, David	1991-93	3
Cure, Wayne	1947	1
Cutchin, Phil	1954-57	4
D'Alessandris, Joe	1994	1
Darnell, Gary	2006-07	2
Davie, Bob	1985-93	9
Davis, Greg	1979-84	6
Dawson, Dog	1949-50	2
DeBesse, Bob	2006-2007	2
DeLoach, Gary	1981	1
DeRuyter, Tim	2010-11	2
DeWare, Jr., Charles	1937-42, 47-48	8
Dillingham, Dutch	1930-33	4
Dimmitt, Lil	1935-44	10
Doll, Kirk	1988-93, 2008-09	8
Dorr, Ray	1997-00	4
Dubose, Bill	1948-50	3
Duncan, Bill	1952-53	2
Edmondson, Heck	1918	1
Eggen, Stan	2003-07	5
Ellis, Tom	1960-61	2
Ensminger, Steve	1994-96	3
Ewall, Walter	1930	1
Faircloth, Dalton	1950-53	4
Faulkinberry Russ	1958-59	2
Faulkner, Harry	1939-40	2
Fobbs, Lee	2003-05	3
Foldberg, Hank	1951	1
Ford, Robert	1989-90	2
Frankie, Johnnie	1945-47	3
Gabrel, Pug	1971	1
George, Ray	1951	1
Graves, D.V.	1917-19	2
Grimes, J.B.	1998-02	5
Haffner, George	1979	1
Hallman, Curley	1982-87	6
Hankwitz, Mike	1997-02	6
Harlan, E.B.	1916	1
Hayes, Tom	1989-90	2
Helduser, Jim Bob	2003-07	5
Helms, Jake	1966-69	4
Helms, Jim	1982-90	9

NAME	YEARS	SEASONS
Higginbotham, R.G.	1930-32	3
Hoener, Pete	2000	1
Hohn, Caesar	1913	1
Hollingshead, Tam	1994-02	9
Holmes, Klepton	1929-32, 51	5
House, H.H.	1922-23	2
Hubbard, Cal	1933	1
Huggins, Lide	1966-69	4
Hughes, Travis	1960-61	2
Hurlbut, Jack	1965-71	7
Hurt, Ben	1972-74	3
Irvin, Barlow	1932-33, 48	3
James, Bill	1935-48	14
James, Pat	1954-57	4
Johnson, Dick	1962-64	3
Johnson, Bill	1992-99	8
Jones, Bill	1958-59	2
Jones, Pete	1944	1
Jordan, Randy	2008-11	4
Karow, Marty	1938-42, 45-46	7
Keith, Bobby Drake	1960-61	2
Keller, Jim	1968-71	4
Kines, Joe	2008-09	2
King, J.T.	1957	1
KINGSBURY, KLIFF	2012-	FIRST
Kirksey, Larry	2000	1
Koch, Botchey	1945-47	3
Koenning, Jr., Les	1994-96, 03-07	8
Kragthorpe, Steve	1997-00, (spring 2010)	4
Kubiak, Gary	1992-93	2
LaGrasta, Dan	1972-81	10
Lair, Matt	1959-60	2
Laslie, Carnie	1957	1
Lee, Swede	1972	1
Livingston, Lawrence	1998-99	2
Malone, Van	2006-09	4
Marks, Bobby	1969-71	3
Marshall, Steve	1997	1
Mattison, Greg	1989-91	3
MCKINNEY, CLARENCE	2012-	FIRST
McMillian, Charles	2008-11	4
McMurtry, Paul	1951-52	2
McNulty, J.C.	1909-11	3
McQuillan, Hub	1935-40	6
Michalske, Mike	1953	1
Michels, John	1958	1
Milus, Ron	1999	1
Moise, R.L.	1914	1
Moore, Bud	1965-70	6
Moser, Chuck	1974-75, 78	3
Napper, Charles	1979	1
Nguyen, Dat	2010-11	2
Nolan, Willis	1933	1
Norris, Rex	1972	1
O'Brien, Jack	1962-64	3
Owens, Jim	1954-56	3
Pardee, Jack	1965	1
Pearce, John	1989-91	3
Pettibone, Jerry	1982-84	3
Phillips, O.A. "Bum"	1957	1
Pickett, Tom	1947	1
Pierce, Johnny	1923-24	2
POLIAN, BRIAN	2012-	FIRST
Pope, Kenith	2003-07	5
Powell, Dee	1965-72	8

NAME	YEARS	SEASONS
PRICE, TERRY	2012-	FIRST
Pugh, George	1982-88	7
Pustejovsky, Ed	1981	1
Rader, Dick	1980-81	2
Randall, Craig	1962-64	3
Register, Paul	1972-88	17
Reid, John	1929-31	3
Robbins, Cooper	1952	1
Robertson, Melvin	1972-78	7
Rollins, J.W.	1935-42	8
Roper, Bobby	1982-84	3
Rossley, Tom	2008-11	4
Rothgeb, C.J.	1920-21, 25-26	4
Rucker, Ken	1994-97, 02	5
Ruel, Pat	1982-84	3
Schmidt, Neil	1962-64	3
Sikes, J.V.	1935-37	3
Sherman, Mike	1989-93, 95-96	7
Sherrod, Bud	1958-59	2
Shoemaker, Perron	1949-50	2
Slade, Larry	1994-98	5
Slocum, R.C.	1972-80, 82-88	15
Slocum, Shawn	1991-97, 00-02	10
Smith, Elmer	1954-71	18
Smith, Manning	1934-44	11
Smith, Melvin	2003-05	3
Smith, Ralph	1965-69	5
SNYDER, MARK	2012-	FIRST
Stanley, Bob	1973-81	9
Steinke, Gil	1949-53	5
Stiles, Jess	1979-81	3
Stiteler, Harry	1947	1
Sumlin, Kevin	2001-02	2
Taylor, Loyd	1965-69	5
Thurmond, Chris	2003-05	3
Tipps, Tom	1954-56	3
Thomas, Jack	1961	1
Todd, Dick	1949-50	2
Toledo, Bob	1989-93	5
Tommerdahl, Mark	2003-07	5
Torbush, Carl	2003-05	3
Toth, Nick	2010-11	2
Tuberville, Tommy	1994	1
Turner, Jim	2008-11	4
Turner, Ron	1988	1
Unbehagen, Ted	1980	1
Utay, Joe	1913	1
Van Zandt, Lance	1971	1
Wahlberg, Joe	1962-64	3
WALLERSTEDT, MATT	2012	FIRST
Walters, Trent	1991-93	3
Walters, Troy	2010-11	2
Watson, Don	1965-69	5
Weddell, Alan	1998-02	5
Welch, Barney	1970-71	2
Wigginton, Donnie	1972-77	6
Williams, Terrell	2010-11	2
Willis, Nick	1936	1
Wilson, Tom	1975-78	4
Wyatt, Buddy	2000-02, 2008-09	6
YATES, MARCEL	2012	FIRST
Young, John Paul	1970-77	8
Zapalac, Willie	1953-60	8

current assistants highlighted

ALL AMERICANS



Randy
BULLOCK

NAME	YEARS	SEASONS
2011	Randy Bullock	PK
2009, 10	Von Miller	DL/LB
1999	Jason Webster	DB
1998-99	Shane Lechler	P
1998	Dat Nguyen	LB
1996	Keith Mitchell	LB
1995	Ray Mickens	DB
1995	Brandon Mitchell	DE
1994-95	Leeland McElroy	RB / KR
1994	Antonio Armstrong	LB
1993	Sam Adams	DE
1993	Aaron Glenn	DE
1992	Patrick Bates	FS
1992	Marcus Buckley	LB

NAME	YEARS	SEASONS
1991	Kevin Smith	CB
1990	Mike Arthur	OC
1988-90	Darren Lewis	RB
1987	JohnRoper	LB
1985, 86	Johnny Holland	LB
1983, 84	Ray Childress	DT
1978, 79	Jacob Green	DE
1976, 78	Tony Franklin	PK
1976	Robert Jackson	LB
1976	Lester Hayes	FS
1975	Ed Simonini	LB
1975	Garth Ten Naple	LB
1974-75	Pat Thomas	CB
1970	Dave Elmendorf	FS

NAME	YEARS	SEASONS
1968	Rolf Krueger	OT
1968	Tommy Maxwell	FS
1968	Steve O'Neal	P
1967-68	Bill Hobbs	LB
1966	Maurice Moorman	OT
1957	John David Crow	RB
1956-57	Charlie Krueger	OT
1956	Dennis Goehring	OG
1956	Jack Pardee	FB
1951-52	Jack Little	FB
1950	Bob Smith	RB
1940	Marshall Robnett	OG
1939-40	John Kimbrough	RB
1939	Joe Boyd	OT
1936, 37	Joe Rutt	OG

ALL-CONFERENCE HONOREES

SOUTHWEST CONFERENCE

1915	John Garrity, E N.M. Braumiller, G
1916	Newt Settegast, T Jim Crow, T
1917	Tim Griesenbeck, E Ox Ford, T E.S. Wilson, G Rip Collins, B Jack Mahan, B
1918	No selections from A&M
1919	E.S. Wilson, G W.E. Murrah, G C.R. Drake, T R.G. Higginbotham, HB Jack Mahan, F Scott Alexander, E
1920	W.E. Murrah, E C.R. Drake, T R.G. Higginbotham, HB Jack Mahan, F T.F. Wilson, E
1921	Sam Sanders, B T.F. Wilson, E W.E. Murrah, G
1922	W.D. Johnson, G T.F. Wilson, E
1923	A.J. Evans, E W.D. Johnson, G
1924	W.W. Wilson, B Neeley Allison, E
1925	Joel Hunt, HB L.G. Dietrich, T W.M. Dansby, G Barlow Irvin, T

W.W. Wilson, B	
1926	Joel Hunt, HB L.G. Dietrich, T J.A. Tektorik, G J.B. Sikes, E C.D. Watts, C
1927	Joel Hunt, QB J.V. Sikes, E J.G. Holmes, G A.C. Sprott, T E.E. Fegari, G W.S. Lister, T
1928	Z.W. Bartlett, C H.E. Burgess, F S.J. Petty, E
1929	Tommy Mills, QB Charlie Richter, G
1930	Adrian Tracey, E
1931	Carl Moulden, G Cliff Domingue, QB Charlie Malone, E
1932	Willis Nolan, C Charley Cummings, T
1933	Ted Spencer, F Ray Murray, E W.T. Jordan, T
1934	John Crow, G
1936	Joe Rutt, G Charles DeWare, C Roy Young, T
1937	Joe Rutt, G Roy Young, T Dick Todd, HB Virgil Jones, G
1938	Dick Todd, HB

Joe Boyd, T	
1939	Joe Boyd, T John Kimbrough, F Marshall Robnett, G Herb Smith, E Jim Thomason, HB
1940	James Sterling, E John Kimbrough, F Marshall Robnett, G Jim Thomason, HB Ernie Pannell, T
1941	Derace Moser, RB James Sterling, E Bill Sibley, C Martin Ruby, T
1942	Bill Henderson, E Felix Bucek, G Cullen Rogers, B Leo Daniels, B
1943	Marian Flanagan, B M.E. Settegast, E Goble Bryant, T Jim Hallmark, B
1944	Monty Moncrief, T Clarence Howell, E Paul Yates, F
1945	Monty Moncrief, G Grant Darnell, G Preston Smith, HB Bob Goode, HB
1946	Monty Moncrief, T
1947	Jim Winkler, T
1948	Jim Winkler, T Bob Goode, HB Odell Stautzenberger, G Andy Hillhouse, E

1949	Bob Smith, F
1950	Bob Smith, F Max Greiner, T Andy Hillhouse, E Carl Molberg, G
1951	Jack Little, T Glenn Lippmann, B Hugh Meyer, C Yale Lary, B Billy Tidwell, B
1952	Jack Little, T Ray Graves, QB Joe Boring, S
1953	Don Ellis, QB
1954	Elwood Kettler, QB Bennie Sinclair, E
1955	Gene Stallings, E Dennis Goehring, G
1956	Jack Pardee, F Lloyd Hale, C Dennis Goehring, G John David Crow, HB John Tracey, E Charlie Krueger, T Roddy Osborne, QB
1957	John David Crow, HB Charles Krueger, T Bobby Marks, E
1958	Charles Milstead, QB John Tracey, E
1959	No selections from A&M
1960	Sam Byer, F
1961	Jerry Hopkins, C
1962	Jerry Hopkins, C

1963	Ronney Moore, G
1964	Ray Gene Hinze, OT Mike Pittman, DHB
1965	Ken (Dude) McLean, OE Joe Wellborn, LB
1966	Maurice Moorman, OT Gary Kovar, OG Wendell Houseley, OHB
1967	Edd Hargett, QB Bob Long, OE Tommy Maxwell, S Rolf Krueger, DT Bill Hobbs, LB Grady Allen, DE Larry Stegent, OHB Steve O'Neal, P Dan Schneider, OT
1968	Edd Hargett, QB Steve O'Neal, P Rolf Krueger, DT Bill Hobbs, LB Mike DeNiro, DE
1969	Larry Stegent, TB Lynn Odom, DG Dave Elmendorf, S Mike DeNiro, DE Ross Brupbacher, E
1970	Homer May, E Dave Elmendorf, S
1971	Leonard Forey, G David Hoot, S Boice Best, DT Grady Hoermann, LB Buster Callaway, T Mark Green, HB
1972	Grady Hoermann, LB Boice Best, DT

- Robert Murski, CB
Ed Simonini, LB
-
- 1973 Ed Simonini, LB
Don Long, DE
Skip Walker, HB
-
- 1974 Pat Thomas, CB
Ed Simonini, LB
Tim Gray, CB
Warren Trahan, DT
Bubba Bean, OHB
Randy Haddox, PLK
Glenn Bujnoch, OT
Garth TenNapel, LB
Mark Stanley, P
-
- 1975 Ed Simonini, LB
Pat Thomas, CB
Garth TenNapel, LB
Bubba Bean, HB
Edgar Fields, DT
Blake Schwarz, DE
Jimmy Dean,
- DT
- Jackie Williams, S
Lester Hayes, S
Richard Osborne, TE
Glenn Bujnoch, OT
Tank Marshall, DE
Bruce Welch, OG
Robert Jackson, LB
-
- 1976 Jimmy Dean, DT
Edgar Fields, DT
Tony Franklin, K
Gary Haack, TE
Lester Hayes, S
Robert Jackson, LB
Tank Marshall, DE
Frank Myers, T
Dennis Swilley, G
George Woodard, F
-
- 1977 Mark Dennard, C
Frank Myers, OT
Cody Risien, OT
Carl Grulich, S
-
- 1978 Curtis Dickey, TB
Tony Franklin, K
Jacob Green, DE
Russell Mikeska, TE
Cody Risien, OT
-
- 1979 Jacob Green, DE
Gerald Carter, SE
Ed Pustejovsky, OG
-
- 1980 No selections from A&M
-
- 1981 No selections from A&M
-
- 1982 Domingo Bryant, DB
David Hardy, K
-
- 1983 Rich Siler, TE
Ray Childress, DE / T
-
- 1984 Ray Childress, DE / T
-
- 1985 Johnny Holland, LB
Doug Williams, OT
Kevin Murray, QB

- Domingo Bryant, DB
Anthony Toney, F
Jeff Nelson, FLK
Rod Saddler, DE
Randy Dausin, OG
-
- 1986 Kevin Murray, QB
Rod Bernstine, TE
Johnny Holland, LB
Roger Vick, F
Keith Woodside, HB
Scott Slater, K
Jay Muller, DE
Kip Corrington, DB
Louis Cheek, OT
Terrance Brooks, DB
-
- 1987 Rod Harris, split end
Louis Cheek, OT
Matt Wilson, C
Scott Slater, K
Sammy O'Brien, DG
John Roper, LB
Kip Corrington, FS
-
- 1988 Darren Lewis, RB
Jerry Fontenot, G
Matt McCall, T
John Roper, LB
Aaron Wallace, LB
Mickey Washington, CB
-
- 1989 Mike Jones, TE
Kevin Smith, DB
William Thomas, LB
Aaron Wallace, LB
Richmond Webb, OT
-
- 1990 Darren Lewis, RB
Mike Arthur, C
Matt McCall, OT
William Thomas, LB
Kevin Smith, CB
-
- 1991 Kevin Smith, CB
Bucky Richardson, QB
Quentin Coryatt, LB
Greg Hill, RB
Keith Alex, OT
Marcus Buckley, LB
John Ellisor, OT
Patrick Bates, FS
-
- 1992 Marcus Buckley, LB
John Ellisor, G
David Davis, P
Patrick Bates, FS
Greg Schorp, TE
Aaron Glenn, CB
Chris Dausin, C
Terry Venetoulis, PLK
Greg Hill, RB
Sam Adams, DE
-
- 1993 Sam Adams, DE
Jason Atkinson, LB
Calvin Collins, OG
Chris Dausin, C
Eric England, DE
Aaron Glenn, CB
Tyler Harrison, OG
Greg Hill, RB

- Jason Mathews, OT
Leeland McElroy, KR
Ray Mickens, CB
Greg Schorp, TE
Antonio Shorter, LB
Lance Teichelman, NG
Rodney Thomas, RB
Dexter Wesley, OT
-
- 1994 Antonio Armstrong, LB
Calvin Collins, OL
Leeland McElroy, KR
Ray Mickens, CB
Brandon Mitchell, DL
Rodney Thomas, RB
-
- 1995 Reggie Brown, LB
Albert Connell, WR
Hunter Goodwin, OL
Donovan Greer, CB
Leeland McElroy, RB / KR
Ray Mickens, CB
Brandon Mitchell, DL
Keith Mitchell, LB

**BIG 12
CONFERENCE**


- 1996 (1) Calvin Collins, OL
(1) Brandon Mitchell, DL
(2) Albert Connell, WR
(2) Keith Mitchell, DL/LB
(2) Dat Nguyen, ILB
-
- 1997 (1) Dat Nguyen, LB
(1) Shane Lechler, P

- (2) Steve McKinney, OL
(2) Dante Hall, KR
(3) Kyle Bryant, K
-
- 1998 (1) Dat Nguyen, LB
(1) Shane Lechler, P
(3) Rex Tucker, OL
(3) Rich Coady, DB
(3) Warrick Holdman, LB
-
- 1999 (1) Shane Lechler, P
(2) Seimisi Heimuli, OL
(2) Jason Webster, DB
-
- 2000 (1) Robert Ferguson, WR
(1) Seth McKinney, OL
(1) Jason Glenn, DL/LB
(2) Ja'Mar Toombs, RB
(3) Terence Kitchens, K
-
- 2001 (1) Sammy Davis, DB
(1) Seth McKinney, OL
(3) Terrence Kiel, DB
-
- 2002 (2) Taylor Whitley, OL
(2) Greg Porter, TE
(2) Ty Warren, DE/LB
(3) Bethel Johnson, WR
-
- 2003 (2) Terrence Murphy, WR
(3) Courtney Lewis, RB
(3) Geoff Hangartner, OL
-
- 2004 (1) Terrence Murphy, WR
(1) Mike Montgomery, DL
(2) Reggie McNeal, QB
(2) Todd Pegram, K
(2) Byron Jones, DB

- 2005 (2) Justin Warren, LB
(2) Todd Pegram, K
-
- 2006 (1) Melvin Bullitt, DB
(2) Martellus Bennett, TE
(2) Jorvorskie Lane, RB
(2) Chris Alexander, WR
(2) Cody Wallace, OL
-
- 2007 (1) Cody Wallace, OL
(2) Chris Alexander, FB
(2) Chris Harrington, DL
(2) Misi Tupe, LB
(2) Justin Brantly, P
-
- 2008 (1) Justin Brantly, P
(2) Jorvorskie Lane, FB
-
- 2009 (1) Von Miller, DL
(2) Jerrod Johnson, QB
(2) Jamie McCoy, FB
(2) Lee Grimes, OL
(2) Trent Hunter, DB
-
- 2010 (1) Jeff Fuller, WR
(1) Von Miller, DL
(2) Matt Allen, OL
(2) Coryell Judie, DB
-
- 2011 (1) Randy Bullock, PK
(1) Luke Joeckel, OL
(1) Sean Porter, LB
(2) Cyrus Gray, RB
(2) Ryan Swope, WR
(2) Tony Jerod-Eddie, DE



Cyrus
GRAY



Sean
PORTER

HISTORY

BIG 12 AWARD WINNERS

DEFENSIVE PLAYER OF THE YEAR

Dat Nguyen, LB..... 1998

OFFENSIVE FRESHMAN OF THE YEAR

Christine Michael, RB..... 2009

OFFENSIVE NEWCOMER OF THE YEAR

Robert Ferguson, WR..... 2000

DEFENSIVE NEWCOMER OF THE YEAR

Misi Tupe, LB..... 2006

OFFENSIVE LINEMAN OF THE YEAR

Cody Wallace..... 2007

10TH ANNIVERSARY TEAM

Seth McKinney OL
Dat Nguyen LB
Shane Lechler P

PLAYER OF THE WEEK

Offensive

Christine Michael 10/03/11
Cyrus Gray, RB 11/29/10
Stephen McGee, QB 10/22/07
Stephen McGee, QB 10/09/06
Reggie McNeal, QB 09/19/05
Reggie McNeal, QB 10/18/04
Reggie McNeal, QB 11/09/02
Dustin Long, QB (co) 10/05/02
Brannston Stewart, QB 11/03/97

Defensive


Tony Jerod-Eddie 09/06/11
Von Miller, LB/DE 11/29/10
Michael Hodges, LB 11/22/10
Von Miller, LB/DE 11/15/10
Michael Hodges, LB 11/08/10
Trent Hunter, DB 09/29/08
Mark Dodge, LB 11/27/06
Erik Mayes, CB 09/20/04
Ty Warren, DE (co) 09/21/02
Brian Gamble, LB 10/14/00
Jason Webster, CB 09/27/99
Dat Nguyen, LB 11/16/98
Warrick Holdman, LB 10/12/98
Dat Nguyen, LB 10/05/98
Dat Nguyen, LB 12/01/97

Special Teams

Dustin Harris, CB 10/10/11
Dustin Harris, PR 11/21/11
Coryell Judie, KR 11/08/10
Coryell Judie, KR 11/15/10
Cyrus Gray, KR 11/09/09
Cyrus Gray, KR 11/10/08
Todd Pegram, K 10/25/04
Terence Kitchens, K 09/06/99
Chris Taylor, WR 11/02/98
Shane Lechler, P 10/26/98
Shane Lechler, P 12/01/97
Dante Hall, RB 09/22/97



Stephen McGEE



Dat NGUYEN



Dustin HARRIS

VARIOUS FOOTBALL HONORS

HEISMAN TROPHY

NAME	POS	YEAR
John David Crow	RB	1957

LOMBARDI AWARD

NAME	POS	YEAR
Dat Nguyen	LB	1998

BUTKUS AWARD

NAME	POS	YEAR
Von Miller	LB/DE	2010

LOU GROZA AWARD

NAME	POS	YEAR
Randy Bullock	PK	2011

NFL HALL OF FAME

NAME	YEARS	ELECTED
Yale Lary	1949-51	1979

NATIONAL FOOTBALL FOUNDATION HALL OF FAME

Players

NAME	POS.	YEARS	ELECT
John Kimbrough	Fullback	1939-40	1954
Joe Routh	Guard	1935-37	1962
Joel Hunt	Halfback	1925-27	1967
Joe Utay	Halfback	1905-07	1974
John David Crow	Halfback	1955-57	1976
Charlie Krueger	Tackle	1955-57	1983
Jack Pardee	Fullback	1954-56	1986
Dave Elmendorf	Def. Back	1971-79	1996
Ray Childress	Def. Line	1981-84	2010

Coaches

NAME	YEARS	ELECT
Dana X. Bible	1917; 1919-28	1951
Madison Bell	1929-33	1955
Homer Norton	1934-46	1971
Paul "Bear" Bryant	1954-57	1986
Gene Stallings	1965-71	2010

TEXAS SPORTS HALL OF FAME

NAME	POS.	YEARS	ELECT
Joe Routh	player	1935-37	1952
John Kimbrough	player	1938-40	1958
Joel Hunt	player	1925-27	1958
Dana X. Bible	coach	1917; 19-28	1959
Madison Bell	coach	1929-33	1960
Homer Norton	coach	1934-46	1968
Dick Todd	player	1936-38	1968
Bill Henderson	player	1940-42	1974
J.V. "Siki" Sikes	player	1925-27	1977
John David Crow	player	1955-57	1982
Joe Utay	player	1905-07	1984
Gen. Bob Neyland	player	1915	1985

NAME	POS.	YEARS	ELECT
Field Scovell	player	1928	1985
Charles H. Moser	asst. coach	1974-80	1986
Jack Pardee	player	1954-56	1987
Ken Hall	player	1955-56	1994
Yale Lary	player	1948-51	1994
Emory Bellard	coach	1972-78	1995
Gene Stallings	player/coach	1954-56; 65-71	1996
O.A. "Bum" Phillips	asst. coach	1954-57	1999
Bobby Joe Conrad	player	1955-57	2003
R.C. Slocum	coach	1989-2002	2005
Ray Childress	player	1981-84	2008

ACADEMIC HONORS

ACADEMIC ALL-AMERICANS

Jack Pardee	1956
Steve Luebbehusen	1971
Kevin Monk	1976, 1977
Kip Corrington	1985, 1986, 1987
Seth McKinney	2001
Michael Hodges.....	2010

ACADEMIC ALL-CONFERENCE

(information unavailable prior to 1987 season)

Southwest Conference

1987	Kip Corrington	DB
	Basil Jackson	LB
	Craig Stump	QB
1988	Bill Cavanaugh	OL
	Lance Pavlas	QB
	Scott Slater	PK
1989	Lance Pavlas	QB
1990	Lance Pavlas	QB
	Greg Lakin	OL
1991	Greg Lakin	OL
1992	Kyle Maxfield	DB
1993	Kyle Maxfield	DB
1994	Gene Lowery	WR
	Kyle Maxfield	DB
	Tim Vordenbaumen	OL
1995	Dennis Allen	DB
	Stormy Case	QB

Big 12 Conference

1996	Brandon Jennings	DB
	Jason Webster	DB
	Christopher Thierry	LB
	James Vincent	P
1997	Chris Cole	WR
	Ronald Patton	DB
	Chris Thierry	LB
1998	Greg Knutson*	TE
	Seth McKinney*	OL
	Evan Perroni*	DL
	Christian Rodriguez	LB
1999	Seth McKinney	OL
	Evan Perroni	DL
	Christian Rodriguez	LB
2000	Andre Brooks*	OL
	Sammy Davis	DB
	Michael de la Torre	TE
	Maurice Harris	RB
	Seth McKinney	OL
	Evan Perroni	DL
	Christian Rodriguez	LB



Michael HODGES

Taylor Whitley	OL
Cornelius Anthony	LB
Jarrod Penright	LB
Ty Warren	DL

2001	Jay Brooks	DB
	Michael de la Torre	TE
	Mark Farris	QB
	Seth McKinney	OL
	Evan Perroni	DL
	Christian Rodriguez	LB
	Taylor Whitley	OL
	Chance Pearce	SNP
	Cody Scates	P/PK

2002	John Kirk	OL
	Tyre Post	RB
	Taylor Whitley	OL
	Matt Douglas	DB
	Blake Kendrick	LB
	John Pierson	PK
	Scott Stickane	LB
	Jaxson Appel	DB
	Thomas Carriger	TE
	Haven Massey	TE
	Tim Philbeck	WR
	Jesse Woods	WR
	Nick Losada*	DL
	Terrence Murphy*	WR
	Anthony Squillante*	DB
	David Ross*	DL

2003	John Kirk	OL
	Don Muhlbach	SNP
	Scott Stickane	LB
	Keith Joseph	RB
	Anthony Squillante	DB
	Frederick Woods	LB
	Todd Pegram	PK
	Chad Schroeder	WR
	Taylor Schuster	OL
	John Ray*	DB

2004	Dominique Steamer	DL
	Ryan White	TE
	Chris Yoder	OL
	David Anderson*	DB
	Chris Harrington*	DL
	Blake Kendrick*	LB
	Terrence Murphy*	WR
	Todd Pegram*	PK
	Chad Schroeder*	WR

2005	Ty Branyon	QB
	Jay Doerfler	PK
	Stephen McGee	QB
	Layne Neumann	PK
	John Ray	DB
	David Anderson*	RB
	John David Nicholson*	OL
	Chad Schroeder*	WR
	Cody Wallace*	OL

2006	Greg Boothe	RB
	Nathan Haile	LB
	Matt LaFon	DB
	Jordan Peterson	DB
	Cody Wallace	OL
	Stephen McGee*	QB
	Chad Schroeder*	WR

2007	David Latham	DB
	Stephen McGee	QB
	Jordan Peterson	DB
	Cody Wallace	OL
	Andrew Key*	TE
	Chris Yoder*	OL

2008	Justin Brantly	P
	Stephen McGee	QB
	Ryan Tannehill	WR
	Travis Schneider*	OL

2009	Ryan O'Bryant	FB
	Michael Shumard	OL
	Cole Graybill	FB
	Jordan Peterson	DB
	Ryan Tannehill	QB/WR
	Trent Hunter*	DB
	Matt Allen*	OL
	Derek Dumas*	LB
	Bradley Stephens*	RB
	Jeff Wood*	QB

2010	Cody Beyer	WR
	Ben Bredthauer	DS
	Blane Cheatham	DB
	Evan Eike	OL
	Ryan Epperson	P
	Michael Hodges	LB
	Roger Holland	OL
	Ryan Tannehill	QB/WR
	Steven Terrell	DB
	Anthony Vela	RB
	Randy Bullock*	PK
	Michael Ebbitt*	DL
	Michael Lamothe*	TE
	Spencer Nealy*	DE
	Hutson Prioleau*	TE
	Derrick Stephens*	LB
	Nick Trice*	WR
	Cody Williams*	DL

2011	Ben Bredthauer	SN
	Randy Bullock*	PK
	Steve Campbell*	DB
	Blane Cheatham	DB
	Tommy Dorman	TE
	Evan Eike	OL
	Ryan Epperson	P
	Trent Hunter*	DB
	Toney Hurd Jr.*	DB
	Michael Lamothe*	TE
	Jacob Russell	LB
	Jonathan Stewart*	LB
	Ryan Tannehill	QB
	Steven Terrell	DB
	Michael Walker	WR
	Allen Woodum*	OL

* indicates 2nd team

ALL-TIME LETTERWINNERS

A

Abbey, Dan R.	1929, 30
Abbott, John A.	1939
Abraham, Arthur A.	1944, 45
Adair, Chad	1986, 87
Adamek, Jody	1990
Adame, David	2010
Adamek, Leslie (Trainer)	2010
Adami, Buster	1967, 68, 69
Adams, Brent (Manager)	1987, 88
Adams, Darrell	1979, 80, 81, 82
Adams, Jimmy	1967, 68, 69
Adams, Jorrie	2004
Adams, Kent	1980, 81
Adams, Ross (Trainer)	2009
Adams, Sam	1991, 92, 93
Adams, Will	2005
Aday, Temple	1978, 79, 80, 81
Albright, Christine (Trainer)	2001
Aldrich, Chad (Manager)	2002
Alex, Keith	1988, 89, 90, 91
Alexander, Al (Manager)	1974
Alexander, Brandon	2011
Alexander, Chris	2004, 05, 06, 07
Alexander, Scott	1917, 18, 19
Allen, Corey	1986
Allen, Dennis	1992, 93, 94, 95
Allen, Grady L.	1965, 66, 67
Allen, Matt	2009, 10
Allison, Bill	1984
Allison, J. Neely	1923, 24
Almaraz, Matt	2008
Alsbrook, O.D.	1927, 28, 29
Altgelt, George A.	1910, 11
Amedeo, Kid	1996
Anderson, David	2006
Anderson, Gary Lee	1950
Anderson, George D.	1917
Anderson, Gerald R. (Manager)	1953
Anderson, Luke	1999
Anderson, Percy J.	1947
Andricks, Dennis B.	1941
Andrus, Jason	1992, 94, 95
Angermiller, Roy L.	1959
Anglin, M.H.	1920
Anthony, Cornelius	1997, 98, 99, 2000
Anthony, Shane	1993
Appel, Jaxson	2002, 03, 04, 05
Appleby, David	1976, 77, 78, 79
Armbrister, Gary	1969
Armstrong, Adger	1975, 76, 77, 78
Armstrong, Antonio	1991, 92, 93, 94
Armstrong, Coy (Manager)	1990, 91, 92
Arndt, Charles	1973, 74, 75
Arnold, D.C.	1926
Arnold, W.J.	1913
Arterburn, Aaron	2009, 10
Arthur, Mike	1987, 88, 89, 90
Arthur, Tom	1983, 84
Asberry, Wayne	1982, 83, 84, 85
Aschenbeck, Harvey	1966, 67, 68
Ashley, Mike	1981, 82, 83
Askew, Nate	2010, 11
Askey, N.	1919
Astin, Erwin H.	1896, 97, 98, 99
Aston, James W.	1930, 31, 32
Atkinson, Jason	1990, 91, 92, 93
Audish, William	1937, 38, 39
Austin, Darrell	1982, 83, 84, 85
Avery, Frank	2008
Axcell, Matt (Trainer)	1995, 97

B

Babalola, Yemi	2005, 06, 07
Baggs, Donnie	2011
Bahlman, Blake (Trainer)	2010
Bailey, Holly (Trainer)	1997
Bairrington, David	1975
Baker, Danny	2008, 09, 10, 11
Baker, Keith	1975, 76
Baker, Paul (Manager)	1974
Balcar, Danny	1985, 86, 87
Baldwin, Keith	1979, 80, 81
Balenti, Michael R.	1909
Balnett, William R.	1951
Ballentine, John R.	1945, 46, 47
Bandy, David	1979, 80, 81
Barfield, R.E.	1931
Barhorst, Warren	1987
Barker, John (Manager)	1989
Barker, William O.	1965
Barnes, George W.	1909, 10, 11
Barnett, Billy Bob	1969
Barnett, Robert W.	1965, 66
Barnett, Van	1979, 80, 81, 82
Barrera, Stephen	2009, 11
Barrett, Jamaal	2005
Barrett, James	1983, 84
Barrett, Ralph	1977
Barrett, Ray R.	1952, 53, 54
Barry, Mark	1990
Bartlett, Z.W. Jr.	1926, 27, 28
Bartley, Arthur N.	1902
Bartley, Tony	1986, 87
Barton, Dorbandt J.	1949, 50
Bass, Ben	2008, 10, 11
Bateman, A.R.	1910, 11
Bates, Gus	1939
Bates, Larry E.	1964
Bates, Patrick	1991, 92
Bates, Robert G.	1948, 49, 50
Batiste, Dana	1985, 86, 87, 88
Batson, Jonathan	2006, 08
Batts, Marcus	1992, 93
Baty, Robert B.	1946, 47, 48
Bautovich, Wes	2000, 01
Baum, Spencer	1986
Baumgarten, Charles	1897, 98
Bayless, Frederick	1932
Beal, David	1977, 78, 79, 80
Beam, Winston	1967, 70
Bean, Earnest (Bubba)	1972, 73, 74, 75
Bean, Richie	2005, 08
Beard, Glenn G.	1945
Beirne, Wyatt G.	1910, 11, 12, 13
Beavers, Robby	1980
Beck, Kenneth	1956, 57, 58
Becker, Alex (Trainer)	2010
Beeman, Del S.	1904
Beesley, Ben B.	1921
Beesley, E.G.	1943
Beilharz, William	1901, 02
Beirne, Kevin	1993, 94
Belcher, Raymond	1978
Bell, Charles	1975, 76
Bell, Jim (Trainer)	1979, 80
Bell, Luther E.	1931
Bell, Tyree L.	1910, 11, 12, 14
Bellar, Mike	1969, 70, 71
Belville, Vernon R.	1942
Benjamin, Joseph W.	1902, 03
Bennett, Gary L.	1962
Bennett, James	1993, 94
Bennett, Martellus	2005, 06, 07
Bennett, Michael	2005, 06, 07, 08

Bennett, Phil	1976, 77
Bernard, Eric	1995, 96, 99
Bernard, Rocky	1997, 98, 99, 01
Bernay, Camp L.	1903
Bernstine, Rod	1983, 84, 85, 86
Berry, Dean	1985, 86, 87
Berry, Greg	1980, 81, 82, 83
Berry, Murry P.	1958, 59, 60
Berry, R.H.	1924, 25
Best, Boice Watts	1970, 71, 72
Best, Bruce Allen	1970
Beutel, H.W.	1924, 25
Bevans, Tom	1983, 84
Beyers, Cody	2007, 10
Bible, Hollis U.	1928
Bickford, Lee (Manager)	1995, 96
Bickham, John (Manager)	1996, 97, 98, 99
Bidne, Jayme (Trainer)	1998
Biggens, Wilbert	1991, 92, 93, 94
Billingsley, Charles	1971
Bird, Max Dwayne	1970, 71, 72
Bidne, Russ	1987
Bishop, Don	2009, 10
Bitner, Ben	2007
Bitters, Bob (Trainer)	1981, 82
Black, Jayson	1987, 88, 89, 90
Black, Adam	2000, 01
Black, Marc	1969, 70, 71
Blackburn, George S. (Manager)	1939
Blair, W.G.	1952
Blake, Robert E.	1905
Blake, Thomas M.	1901, 02, 03
Blalock, Travis	1990
Blankenship, Tony	1974, 75
Blavier, Steve (Manager)	1984, 85
Blessing, William	1939
Bob, Adam	1985, 86, 87, 88
Boenig, Michael (Manager)	2006, 07, 08, 09
Boettcher, Reinhardt B.	1896, 03, 04
Bolcereh, Tommy	1988
Bonner, H.L.	1913
Booker, Herbert	1979
Booth, Ellison S.	1903
Boothe, Greg	2006
Boring, Joseph	1952, 53
Boswell, James R.	1948
Bouldin, Steve (Trainer)	1993
Bounds, James Y.	1962, 63, 64
Boutwell, Jeff	1986
Bowden, Tim (Trainer)	2002, 04, 05
Bowers, Alvin	1972, 73
Bowler, Sam E.	1912
Box, Steve	1980, 82, 83
Boyce, C. William Jr.	1905
Boyd, Hugh F. Jr.	1939
Boyd, Joe M.	1937, 38, 39
Boyd, Wm. O. Jr.	1935, 36
Brack, Vance	1967
Bradberry, Ramsey	1989, 90, 91
Bradford, J.B.	1923
Bradley, Roylin	1997, 98, 99, 2000
Bragg, Jason	1996, 97
Bransom, George E. Jr.	1937, 38
Brantly, Justin	2005, 06, 07, 08
Branyon, Ty	2004, 05, 06
Braselton, J.W.	1924
Braumiller, N.M.	1914, 15
Brawley, Lance (Trainer)	1989
Breding, Edward V.	1964, 65, 66
Bredthauer, Ben	2009, 10, 11
Breedlove, H.M.	1932, 33
Breihan, Stacy	1975, 77, 78
Brice, Ronald G.	1960, 61, 62
Bridges, Drew	1998

Brinkley, Darren	1998
Britt, A. Rankin	1936, 37, 38
Broaddus, Larry G.	1959, 60
Brock, Chris (Trainer)	2000
Brooks, André	2000, 01, 02
Brooks, Hugh	1914
Brooks, James	1994, 95
Brooks, Jay	1998, 99, 2000, 01
Brooks, Terrance	1984, 85, 86, 87
Brooks, Trey	2005
Broom, Guy	1984, 85, 86, 87
Brothers, David	1976, 77, 78, 79
Brotherton, John R.	1962, 63, 64
Broughton, RoDerrick	1997, 98, 99, 2000
Broussard, Fred E.	1953
Browder, Harris M.	1939
Brown, Adam (Trainer)	1997
Brown, Arkeith	2005, 06, 07, 08
Brown, Billy	1982, 83
Brown, Charles W.	1914
Brown, Chris	1981
Brown, Darrell W.	1954, 55, 57
Brown, Don	1996
Brown Jr., Eddie	2008, 09, 10, 11
Brown, J.E.	1928, 29
Brown, J.S.	1909
Brown, Japhus	2004, 05, 06
Brown, Jason (Manager)	1999
Brown, Kenny	2007, 08, 09, 10
Brown, Leandrew	1977, 78, 79, 80
Brown, Pierre	2005, 06, 07, 08
Brown, Quinton	1994, 95, 96, 97
Brown, Reaville M.	1900, 01, 04
Brown, Reggie	1992, 93, 94, 95
Broyles, Marc	1995, 96, 97
Brupbacher, Ross	1967, 68, 69
Bruton, Alfred L. (Manager)	1954
Brunton, Mike	1973
Bryant, Domingo	1982, 83, 84, 85
Bryant, Goble W.	1943
Bryant, Joseph "Red"	2004, 05, 06, 07
Bryant, Kyle	1994, 95, 96, 97
Bryson, Chevar	2006, 07, 08, 09
Bucek, Felix A.	1941, 42
Bucek, Roy E.	1939, 40, 41
Buchanan, A.B.	1939, 40
Buckley, Marcus	1990, 91, 92
Buckman, Tom	1966, 67, 68
Buckner, F.K.	1921
Buhl, Jonte	2000, 01, 03, 04
Bujnoch, Glenn	1973, 74, 75
Bull, A.C.	1915
Bullard, Steve	1990
Bullitt, Jerry	1980, 81, 82, 83
Bullitt, Melvin	2002, 03, 04, 05, 06
Bullitt, Steve	1983, 84, 85, 86
Bullock, Randy	2008, 09, 10, 11
Bulovas, John	1989
Bumgardner, Matt	1996, 97, 98, 99
Bumgardner, Tom	1983
Bunger, Mike	1969, 70, 71
Burton, R.F. (Manager)	1942, 47
Burditt, Jesse N.	1943, 46, 47
Burger, George	1974
Burgess, Edwin B.	1894
Burgess, Herschel E.	1926, 27, 28
Burks, Steve	1969, 70, 71
Burleson, Russell W.	1894
Burney, John W.	1894
Burnett, John	1987
Burns, Darrace B.	1914, 15, 16
Burns, Dennis	1983
Burton, Charles	1991
Burton, Alan M. (Manager)	1951

Burchofsky, R.L.	1943, 44, 45
Butler, Marvin N.	1914
Bynum, Russell	1998
Byer, Sam A.	1960, 61, 62

C

Caffey, Kenneth D.	1964, 65, 66
Caffey, Kevin	1994
Caffey, Lee Roy	1960, 61, 62
Califisch, Chris	2009, 10
Caldwell, Fred	1980, 81, 82
Callahan, A. Paul	1934
Callaway, David Earl	1970, 71, 72
Calcott, George V. (Trainer)	1962
Callcott, Wm. H. (Trainer)	1964, 65
Callender, Richard	1948, 49
Calloway, Lorenzo	2008
Camp, James (Manager)	1998
Campbell, Dan	1995, 96, 97, 98
Campbell, Steven	2009, 10, 11
Campbell, Tom	1968
Campbell, Jerry	1966, 67, 68
Cangelose, Marty (Manager)	1979, 80
Cannon, Billy	1980, 81, 82, 83
Cantu, Jarret	2008
Capt, Louis E.	1952, 53
Caraway, Michael (Manager)	2001, 02, 04, 05
Caraway, Ross (Manager)	2000, 01, 02
Cardwell, John E.	1913
Carlin, William J.	1909
Carlson, Grady (Manager)	1994, 95
Carlton, Lawton	1977
Carmody, T.J.	1980, 81
Carp, James (Manager)	1989
Carpenter, Miles	1899, 1900, 01
Carpenter, Marquis	2005, 06, 07
Carpenter, Ronnie D.	1961, 62, 63
Carr, Chuck	1977, 78, 79
Carr, Doug	1977, 78, 79, 80
Carrero, B.J. (Manager)	1995, 96, 97
Carriger, Thomas	2001, 02, 03
Carroll, Mike (Trainer)	1988
Carruth, Dennis Paschall	1970, 71, 72
Carruthers, B.V.	1905
Carruthers, R.L.	1919, 20, 21
Carson, C.	1894
Carter, Doug	1989, 90, 91, 92
Carter, Gerald	1978, 79
Carter, Jason	2002, 03, 04, 05
Carter, Ryan (Manager)	2006, 07, 08, 09, 10
Carthey, Evan	2004
Casas, René	1988, 89
Case, Frank	1984, 86
Case, Stormy	1993, 94, 95
Cashion, James T.	1944, 45, 46, 47
Caskey, Robert D.	1960, 61
Caswell, Mike	1967, 68, 69
Cauble, Richard C. III (Trainer)	1971
Cauthorn, Sidney W.	1958
Cavanaugh, Bill	1986, 87, 88
Cawthon, Frank W.	1914
Chaffee, Tom	1967
Chambless, Jordan	2005
Chaney, David (Trainer)	1984, 85
Chapin, R. Tuck	1948, 49, 50
Charles, Kyle	2003
Chatham, Kefa	1990, 91, 92, 93
Chavis, Billy	2007, 08
Cheatham, Blane	2009, 10
Cheek, Louis	1984, 85, 86, 87
Chesier, Kasey	2003
Childress, Jay	1984
Childress, Ray	1981, 82, 83, 84
Childress, Trent	1988, 89

Chiles, H.T.	1894
Choyce, Ken	1981
Christensen, John L.	1949
Christian, J.P.	1929, 30, 31
Christner, Tom	1983
Christopher, Todd Dennis	1970, 71, 72
Church, Warren E.	1937
Clare, Gary (Trainer)	1983, 84
Clark, Corey	2004, 05, 06, 07
Clark, Gregory	1977
Clark, Henry F.	1955
Clark, Michael V.	1960, 61, 62
Clark, Stuart	1981
Clark, Willard W.	1939
Clay, Hayward	1992, 93, 94, 95
Clendennan, Robert J.	1955, 56
Coady, Rich	1995, 96, 97, 98
Cole, Chris	1997, 98, 99
Cole, Leon	1987, 88
Coleman, Wiley L.	1914
Colgin, P.C.	1926
Collins, Bubba J.	1964, 65
Collins, Calvin	1993, 94, 95, 96
Collins, Ellison	2000
Collins, H.W.	1916, 17
Collins, Melvin	1986, 87
Collins, Ray (Manager)	1978
Collins, William A.	1914, 15
Colon, Chris	1992, 93, 95
Compton, Ben	2011
Conatser, William E.	1938, 39, 40
Connell, Albert	1995, 96
Connelley, R.E.	1932
Conoley, Odell M.	1933, 34
Conover, Brooks W.	1928, 29
Conrad, Bobby J.	1955, 56, 57
Cook, Greg	1991, 92
Cooley, Arthur	1967, 68
Coolidge, David	1986
Cooper, Brad	1992
Cooper, Jeff (Trainer)	1972
Cooper, John	1988, 89
Copeland, Cedric D.K.	1948, 49
Cornell, Albert L.	1905, 06, 07
Corey, Michael	2007
Corona, Craig (Manager)	1986, 87
Corrington, Kip	1984, 85, 86, 87
Cortez, Roberto	1965, 66, 67
Coryatt, Quentin	1990, 91
Coryatt, Sean	1996, 97, 98, 99
Cosser, Ryan (Manager)	1998, 99, 2000, 01, 02
Costar, Gary	1987, 88
Coston, F.M.	1936, 37, 38
Coulter, Hiram T.	1894
Couser, W.L.	1933, 34
Cousins, R.W.	1898
Covell, Laura (Trainer)	2005, 07
Cover, Robert J.	1903
Cowley, Harold E.	1939, 40, 41
Cox, Jessie	1990, 92
Cox, Lester (Manager)	1967
Cox, Travis (Trainer)	1975
Cox, Truman D.	1942
Cox, William E.	1896
Craig, George W.	1960, 61
Craig, James, W. Jr.	1962, 63
Crane, Quincy (Trainer)	2006
Cretcher, J.C.	1908, 09, 10
Crooms, Chris	1988, 89, 90, 91
Crossman, Jerry M.	1950, 51, 52
Crouch, Robert	1984
Crow, Floyd A.	1914
Crow, J.W.	1932
Crow, John David	1955, 56, 57
Crow, M.O.	1934, 35
Crowley, Brad	1994, 95, 96, 97
Crutchfield, Eric	2001, 02
Crutsinger, Larry L.	1961
Cryer, Karissa (Trainer)	2007

Cummings, Charley M.	1931, 32, 33
Cummings, Leslie L.	1934, 35, 36
Cunningham, Pat	1988, 89
Curbello, Jimmy (Trainer)	1979
Cure, Wayne O.	1942
Curington, Lloyd D.	1964, 65, 66
Curry, Sedrick	1996, 97, 98, 99
Cushman, Cecil A.	1912
Cuthrell, J.H.	1928

D

Dale, Ivan	1906, 07
Dale, Jay	1977, 79
Dale, Jesse D.	1905, 06, 07
Daniel, Dan	1996
Daniel, Edwin R.	1946, 47, 48
Daniel, Thomas C.	1944, 45
Daniels, James	1973, 74
Daniels, Leo H.	1941, 42, 46
Dansby, M.W.	1924
Dansby, N.J.	1923, 24, 25
Darbyshire, Russell O.	1908
Darnell, Grant S.	1943, 44, 45
Darwin, Matt	1981, 82, 83, 84
Darwin, William B.	1957, 58, 59
Dausin, Bryan	1979, 81, 82
Dausin, Chris	1991, 92, 93
Dausin, Randy	1983, 84, 85
Davis, Alan (Trainer)	1991, 92
Davis, Cory	2007, 08
Davis, Dan	1978, 79, 80, 81
Davis, David	1991, 92
Davis, James M.	1902
Davis, Jeff (Trainer)	1981
Davis, Jewel	1919
Davis, Robin	1969
Davis, Sammy	1999, 2000, 01, 02
Davis, W.E.	1927, 28
Davis, W.E.	1930, 31
Dawkins, Marvin H.	1963, 64
Dawson, John	1978, 79, 81
Dawson, Oran	1931
Dawson, William H.	1938, 39, 40
De La Garza, Aldo	2002, 03, 04, 05
De La Piedra, Johathan (Trainer)	2007
de la Rosa, Michael	1999, 2000, 01
Dean, Don	1972
Dean, James S. (Manager)	1905
Dean, Jeff (Trainer)	1993
Dean, Jimmy	1973, 74, 75, 76
Deaton, Thomas Weldon	1970
Debenport, Dan	1989
DeBusk, Kelly S.	1964
Decker, Jack (Trainer)	1968
Deere, Donald R.	1943
Defebach, J.A.	1926, 27
Delery, H.B.	1928, 29
De La Garza, Aldo	2003, 04
DeLong, Raleigh	1914
Dendy, Billy G.	1955
Dennard, Mark	1975, 76, 77
Denton, Dean M.	1945
Descant, Dennis	1989
DeSilva, Jim	1981
Devine, Michael D.	1964
Dew, Bobby W.	1947
DeNirol, Mike	1968, 69
Deutsch, Ben (Manager)	2010
DeWare, Charles A. Sr.	1905, 06, 07, 08
DeWare, Charles A. Jr.	1934, 35, 36
DeWare, Robert R.	1899, 1900, 01
DeWitt, Bernard John III	1970
DeWitt, Mike (Manager)	1973
Dickey, Curtis	1976, 77, 78, 79
Dickey, Grant	2004, 05, 06
Dickey, Leonard M.	1941, 45, 46
Dickie, Byron H.	1914
Dickson, Preston	1977, 78, 79
Dieterich, A.F.	1920, 21

Dieterich, B.R. (Manager)	1997, 98
Dietrich, L.G.	1924, 25, 26
Dietz, Amy (Trainer)	2010
Dillon, Greg	1984, 87
Dillon, Paul G.	1962
Dittman, Henry	1937, 38
Dixon, Alton	2005, 06, 07, 08
Dixon, Robert H.	1951, 52
Dockery, Seth	1988, 89, 90, 91
Dodge, Mark	2006, 07
Doerfler, Jay	2005
Dollar, Roy I.	1952
Dominique, G.C.	1931, 32, 33
Donahue, Johnnie	1976, 77, 78
Dorman, Tommy	2009, 10, 11
Dorsey, Adren	2009
Dorsey, R.R.	1927, 28, 29
Doucet, Raymond L.	1957, 58
Douglas, Matt	2002
Dowell, David	1982, 83, 84, 85
Dowell, George S.	1897
Drake, C.R.	1918, 19, 20
Dreiss, Ed, Jr.	1910, 11
Drennan, James L.	1962, 63, 64
Driver, Trent	1994, 95, 96, 97
Dubcak, James Louis	1970, 71
Dubisson, Lydia (Manager)	1995
DuBois, H.V.	1921, 22, 23
Dudley, Edward R.	1955, 58
Dumas, Derek	2007, 09
Duncan, William M.	1938, 39
Dunn, Ralph B.	1903
Dupree, Calvin R.	1947, 48
Dusek, Ed D.	1942, 46, 47
Dusek, John Bradley	1970, 71, 72
Dwoskin, Blake	1987
Dwyer, W.F.	1897, 98
Dwyer, Tom J.	1908, 09, 10

E

Easley, Robert, A. Jr.	1953, 54
Ebbitt, Michael	2010
Eberle, A.A.	1943, 44
Ebrorn, Edwin	1969, 70, 71
Edgington, Ashley	1984, 85
Eder, Katrina (Trainer)	2009
Edmondson, Larry	1981
Edwards, Ben (Manager)	2007, 08, 09, 10
Edwards, Brian	1987, 88
Edwards, Bryan	1988
Edwards, Kristi (Trainer)	1996
Edwards, Ronald	1997, 98, 99, 00
Eenigenburg, Todd	1990
Ehlert, Melvin (Trainer)	2008
Eike, Evan	2008, 09, 10, 11
Eillers, Joseph A.	1960, 61
Eitt, Henry W.	1922
Elam, John	1987
Elam, K.C.	1917, 18
Elder, Jim M.	1902
Elder, Kirk	2004, 05, 06, 07
Elkins, John	1981, 82, 84
Elledge, Jerry R. (Trainer)	1961
Elliott, Jay	1991, 92
Ellis, Cedric	1981
Ellis, Donald E.	1952, 53
Ellis, Herbert W.	1944, 45, 47, 48
Ellis, J.P. (Manager)	1966
Ellis, Kevin	1989, 90
Ellis, Larry	1971, 72, 73
Ellis, Oscar L.	1907
Ellisor, John	1988, 90, 91, 92
Elmendorf, Dave	1968, 69, 70
Emerson, Steve	1992, 93, 94
Emmite, Aimee (Trainer)	2006
Endsley, Clint (Manager)	2004, 05, 06
Endsley, Lindon C.	1964
England, Eric	1990, 91, 92, 93
Engle, William F.	1945

Ennis, Kirby	2009, 2011
Epperson, Ryan	2009, 10, 11
Epstein, J.W. (Trainer)	2000
Erhard, Earl	1900
Erickson, Jalmer L.	1961, 62
Ermis, Harvey J.	1964
Eschenberg, Arthur C.	1914, 15
Esquivel, Carlos	1956, 57
Estes, Daniel (Trainer)	2001
Estes, Teddy J.	1958, 59, 60
Evans, A.J.	1921, 22, 23
Evans, David (Trainer)	1977
Evans, Greg (Manager)	1989, 90
Evans, Rick (Trainer)	1973
Evans, Robert D.	1961, 64
Evans, Scott (Manager)	1990, 92, 93
Everett, Deshazor	2011
Everett, G. Dudley	1912, 13, 14
Ewell, W.L.	1928

F

Faber, Benny H.	1914
Fails, Brandon	2002
Farmer, Derek	2001, 02, 03
Farr, Reso	1896, 97
Farrar, Jeff	1980, 81, 82
Farrar, Troy (Trainer)	1988
Farrell, Rawley	2007
Farris, Mark	1999, 2000, 01, 02
Feagin, Curt (Video)	2005
Featherston, Matt	2007, 08, 09
Felts, Catherine (Trainer)	2009
Ferguson, Robert	2000
Few, Jon W.	1958, 60
Figari, E.E.	1927
Fields, Edgar	1974, 75, 76
Fields, Mike	1969, 70
Fillippa, Paul (Trainer)	2005
Finley, Bruce Kent	1970, 71, 72
Finney, Sharron (Trainer)	1999
Fischler, Chris	1990
Fisher, Blake (Manager)	1999, 2000
Fisher, Donnie	1980, 82
Fisher, Franklin C.	1960, 61
Fister, Lynn	1967, 68
Flanagan, Marion D.	1943, 46
Fleming, Patrick	2002
Flemming, Oschlor	2000, 01, 02, 03
Flemmons, Ronald	1997, 98, 99, 2000
Fletcher, Pierce H.	1963, 65, 66
Flinchem, James M.	1907, 10
Flinn, Pat	1979, 80
Flores, Eida (Trainer)	1996
Flournoy, James	1990
Flowers, James	1983, 84, 85, 86
Flowers, James L.	1948, 49, 50
Floyd, Mike	1974, 75
Floyd, J.G.	1928, 29, 30
Fly, Lindsey (Trainer)	2004
Foldberg, Henry C.	1942
Foldberg, John D.	1945
Foliaki, Lee	2004, 05
Fontenot, Jerry	1985, 86, 87, 88
Foote, J.M.	1911, 12
Force, Henry H.	1939
Ford, Bobby (Manager)	1995, 96
Ford, Chris	1985, 86
Ford, J.P. (Manager)	1996
Ford, Ken	1983, 84
Ford, M.H.	1917
Ford, William J.	1962, 63, 64
Forey, Leonard	1969, 70, 71
Forgason, J.Y.	1922, 23, 24
Forgarsd, Charles H.	1909
Forker, Jake (Trainer)	2000
Foster, Edmund J.	1902, 03, 04, 05
Foster, H.	1899, 1900
Foster, John (Trainer)	1979, 80
Foster, Kermit	1980, 81, 84

Fowler, E. Odell	1932, 34
Fowler, James B.	1949, 50, 51
Francis, Keith	1990
Franklin, Carter L.	1958, 59, 60
Franklin, Eric	1984, 85
Franklin, Tony	1975, 76, 77, 78
Franks, Kerry	2004, 05, 06, 07
Frantzen, Chad	1998, 99
Fraze, Dick	1977
Frazelle, Billy J. (Trainer)	1951
Frazier, Derrick	1989, 90, 91, 92
Frazier, Matt (Trainer)	2004
Frederick, Terrence	2008, 09, 10, 11
Freene, Paul	2007, 08
Frost, Robbie	2007, 08
Freeman, Matt	1974, 75, 76
Freiling, Wayne E.	1959, 60, 61
Frey, Richard H.	1950, 51, 52
Frunk, Dave	1988
Fry, David	1987
Frymire, Tom (Manager)	1987
Fuller, Jeff	1980, 81, 82, 83
Fuller, Jeff	2008, 09, 10, 11

G

Galaviz, Alberto (Trainer)	2008
Galloway, Gerald	1978
Galloway, Meggan (Trainer)	2004
Galloway, Scott (Trainer)	1995, 96, 98
Gamble, Brian	1999, 2000, 01, 02
Gantt, Greg (Manager)	1980, 81
Gardemal, Richard L.D.	1949, 50, 51
Gardner, John	1969, 70, 71
Gardner, Seth	2011
Gardiner, Desmond	2010, 11
Garner, Robert A.	1958
Garrett, Shane	1988, 89, 90
Garrett, T.H.	1897, 98, 99, 1900
Garrison, Chris	1985, 86
Garrity, John	1913, 14, 15
Garth, J.W.	1918
Gary, R.J.	1943, 44, 46, 47
Gay, Richard C.	1956, 57, 58
Gbunblee, Amos	2005, 06, 07, 08
Gebhart, P.C.	1899, 1900
Geer, Carl E.	1939
Geer, W.E.	1943, 44, 45
Gentry, Dawn	2000, 01
Gerasimowicz, Robert W.	1970, 71
Germany, Quinlin	2003, 04, 05
Germany, Stacy (Manager)	2002
Gerrity, Johnny	1913, 14
Gibas, Corey	2006, 07, 08, 09
Gibson, Charles B.	1943
Gilbert, John R.	1955, 56, 57
Gilbert, O'Neill	1985, 86, 87, 88
Gilbert, Warren A. (Manager)	1907
Gilbert, Warren A. Jr. (Manager)	1946, 47
Gilby, John	1990
Gillilan, Max D.	1914, 15, 16
Gill, E. King	1922, 23
Gillar, George E.	1955, 56
Gillmore, L.M.	1917
Gillis, Alton	1991
Gillum, Lee (Trainer)	1987, 88
Gilman, Greg (Trainer)	1982, 83
Glenn, Aaron	1992, 93
Glenn, Jason	1997, 98, 99, 00
Glendenning, Craig	1973, 74, 75, 76
Glenn, Ronnie	1985, 86, 87
Godwin, W.G.	1933
Godwin, Willis H. Jr.	1957, 58, 59
Goehring, Allen G.	1957, 58, 59
Goehring, Dennis H.	1954, 55, 56
Goff, Robert E.	1944, 48, 49
Golansinski, Joe A.	1932
Gold, Marcus	2008, 09
Golson, Kyle	1977, 78, 79
Goode, Robert L.	1945, 46, 47, 48

Goodman, Chase (Manager).....	2009, 10
Goodman, Rhett (Manager).....	2008, 09, 10
Goodson, Michael.....	2006, 07, 08
Goodwin, Hunter.....	1994, 95
Goodwin, Tommy.....	1970, 71
Goolsby, Sara (Manager).....	2002
Gorrer, Danny.....	2005, 06, 07, 08
Gosney, Robert R.....	1953
Gouger, G. Bryan.....	1917, 19, 20
Gough, Carl.....	1967, 68
Gowens, Geoff (Trainer).....	1998, 99, 2001
Gowens, Ryan (Manager).....	1999, 2000, 01, 02
Goynes, Dwain.....	1999, 2000, 01, 02
Graham, M.C.....	1916
Graham, Mark.....	1983
Graham, Reggie.....	1991, 92, 93, 94
Graham, Thomas.....	1981, 82
Granger, Jeff.....	1991, 92
Grant, Donald G.....	1955
Graves, Delbert (Trainer).....	1997
Graves, Henry L.....	1931, 32
Graves, Ray D.....	1951, 52
Gray, Chris (Manager).....	2006, 07
Gray, Cyrus.....	2008, 09, 10, 11
Gray, Frank M.....	1900, 02
Gray, George W.....	1944, 45
Gray, George William.....	1958
Gray, Tim.....	1973, 74
Graybill, Cole.....	2009
Greene, Renuel.....	2004, 05
Greene, Taylor H. (Manager).....	1954
Green, Jacob.....	1977, 78, 79
Green, Mark.....	1971, 72
Greene, David.....	1973, 74, 75
Greer, Donovan.....	1993, 94, 95, 96
Gregg, Devin.....	2005, 06, 07, 08
Gregory, Jarrett (Trainer).....	2006
Gregory, Thomas.....	1976, 78, 79
Gregory, J.C.....	1933
Greiner, Max G.....	1947, 48, 49, 50
Griesenbeck, C.T.....	1917
Griffin, Mike (Trainer).....	1974
Grimes, Lee.....	2007, 08, 09
Grimmer, Gib (Manager).....	1979, 80
Grisson, Roy J.....	1910
Groce, Clif.....	1991, 92, 93, 94
Gruben, Gary.....	1968
Grudt, Darren.....	1988, 89
Grulich, Carl.....	1976, 77, 78, 79
Gunnels, Roy.....	1967
Gurley, Matt.....	1986, 87, 88
Guseman, Oliver J.....	1931
Guthrie, Keith.....	1980, 81, 82, 83
Guthrie, Zach.....	1976, 78, 79, 80
Gwin, Clinton D.....	1950

H

Haack, Gary.....	1974, 75, 76
Haas, Raymond A. Jr.....	1952
Hackradt, Koby.....	1994, 95, 96, 97
Haddox, Bennie R.....	1972, 73, 74
Hagerty, Paul.....	1978
Hail, George (Trainer).....	1959
Haile, Nathan.....	2006
Hale, Gordon.....	1983
Hale, Lloyd R.....	1954, 55, 56
Hall, Charles L.....	1952, 54
Hall, Danté.....	1996, 97, 98
Hall, Luther H.....	1958
Hall, Robert L.....	1938
Hallman, Curley.....	1966, 67, 68
Hallman, Leroy.....	1983
Hallmark, James L.....	1943, 46
Hallmark, Kenzy D.....	1950
Halton, Bart U.....	1948
Halton, Guy V.....	1904, 05
Hamilton, Jimmy.....	1976, 77, 78, 79
Hamilton, Louis A.....	1906, 07, 08, 09
Hamner, Stayton W.....	1902, 03

Hampton, Gary Wayne (Manager).....	1977
Hampton, Keith (Manager).....	1983
Hampton, Neil (Manager).....	1979
Hand, Floyd.....	1942
Hangartner, Geoffrey.....	2002, 03, 04
Hanick, C.F.....	1905
Hanna, Howard E.....	1903, 05
Hanna, T.W.....	1922, 23
Hanson, Allan.....	1968, 69
Hardeman, D'Andre.....	1995, 96, 97, 99
Hardin, Eddie.....	1975, 76, 77
Hardin, Ryan (Manager).....	2006, 07, 08, 09
Hardman, J.J.....	1922
Hardy, David.....	1979, 80, 81, 82
Hargett, Edd.....	1966, 67, 68
Hargett, George W.....	1961, 62, 63
Harper, James L.....	1960, 61, 62
Harrington, Chris.....	2004, 05, 06, 07
Harris, Adam (Manager).....	1999, 2000, 01
Harris, Barney.....	1967, 68, 69
Harris, Henry L. (Manager).....	1905, 09
Harris, Dustin.....	2009, 10, 11
Harris, Jay (Trainer).....	1981
Harris, Joey.....	1983
Harris, Rod.....	1985, 86, 87, 88
Harris, Ryan (Manager).....	2008, 09, 10
Harris, Will.....	2007, 08
Harrison, Jarvis.....	2011
Harrison, R.H. Jr.....	1918, 19
Harrison, Tony.....	1990, 91, 92, 93
Harrison, Tyler.....	1991, 92, 93
Hart, Lillard D.....	1945
Hart, William T.....	1945
Hartley, Wally.....	1986, 87, 88, 89
Hartman, Jim.....	1973, 74, 75
Harvey, Karl.....	1983
Harvey, Randy.....	1977, 78, 79
Hauerland, Leroy.....	1967, 68
Hauser, Henry.....	1938, 39, 40
Haverda, Lance.....	1983, 84, 85, 86
Hawkins, Donte.....	1995, 96
Hawkins, Jimmie.....	1982, 83, 84, 85
Hayes, Lester.....	1973, 74, 75, 76
Haynes, Johnathan.....	2008
Haynes, Josh (Manager).....	2004, 05, 06, 07
Haynes, Marlin.....	1990, 91
Hays, Scott.....	1979, 80
Headrick, Harry (Trainer).....	1975
Heard, Kellen.....	2006, 07, 08
Heard, Marcus.....	1994, 95, 96, 97
Heath, David (Trainer).....	1975
Heath, Eddie.....	1976, 77, 78
Heaton, Robert (Trainer).....	1985, 86, 87
Heck, David (Trainer).....	1989, 90, 91, 92
Hector, Johnny.....	1979, 80, 81, 82
Heibel, Jessica (Manager).....	2008, 09, 10
Heidelberg, Frank T.....	1907, 08
Heimann, Chester E.....	1939
Heimuli, Semisi.....	1996, 97, 98, 99
Henderson, Daniel E.....	1955
Henderson, Mike (Manager).....	1991, 92
Henderson, Robert W.....	1940, 41, 42
Hendricks, Michael.....	1991, 92, 93, 94
Hendrickson, Glenn.....	1983, 85
Henke, Charles E.....	1938, 39, 40
Henry, Patrick.....	1989, 91
Henry, Peter C.....	1939
Herman, Odell C.....	1938, 39, 40
Hernandez, Frank P. (Manager).....	1958
Herold, Brian (Manager).....	1990
Herr, Joey.....	1969, 70, 71
Herring, Julian C.....	1950
Herrold, Brian (Manager).....	1989
Hess, Janet (Trainer).....	2006
Hewitt, W.W.....	1930, 31, 32
Hicks, Nehemiah.....	2010, 11
Higginbotham, G.H.....	1912
Higginbotham, Roswell G.....	1917, 19, 20
Higgins, Norton.....	1944, 45, 46, 47

Hightower, Jami.....	2001, 02, 04, 05
Hill, Carl R.....	1949
Hill, David.....	1979, 80, 81
Hill, Greg.....	1991, 92, 93
Hill, Russell E.....	1959, 60, 61
Hill, Walter R.....	1950, 51, 52
Hillhouse, Andy L.....	1948, 50
Hillje, Bubba.....	1988, 89
Hinnant, Barb.....	1969, 70
Hinojosa, Greg (Trainer).....	2005
Hinze, Ray G.....	1962, 63, 64
Hitt, Lee Ellison.....	1970, 71
Hobbs, Bill.....	1966, 67, 68
Hodge, Charles H.....	1950, 51
Hodge, Leroy.....	1996, 97, 98, 99
Hodge, Stephen.....	2004, 05, 06, 07
Hodges, Gene (Trainer).....	1971
Hodges, Michael.....	2009, 10
Hoermann, Grady.....	1970, 71, 72
Hogan, George A.....	1960, 61
Hogan, David B. (Manager).....	1909, 10, 11, 12
Hohn, Charles M.....	1943
Holder, Leonard D.....	1941
Holder, Shea.....	1997, 98, 99
Holditch, Murry W.....	1949, 50
Holdman, Warrick.....	1995, 96, 97, 98
Holland, Johnny.....	1983, 84, 85, 86
Holland, Roger.....	2007
Holley, Jeff.....	1983, 84, 85, 86
Holliday, T.C.....	1911
Hollmig, Stanley E.....	1946, 47
Holmes, Doug.....	1977, 78, 79
Holmes, J.G.....	1927
Holmes, R.C. (Manager).....	1947, 48
Honeycutt, Clay.....	2011
Honeycutt, Lynn.....	1978, 79
Honore, Jerry.....	1973, 74
Hood, Billy (Trainer).....	1983, 84
Hooker, Roger M.....	1907, 08, 09
Hooper, Clarence D.....	1950, 51, 52
Hooper, Lawrence.....	2003, 05
Hoot, David.....	1969, 70, 71
Hope, George N.....	1902
Hopkins, Jerry W.....	1960, 61, 62
Horn, Shun.....	1995, 96, 97, 98
Hornsbys, H.R.....	1930, 31
Horton, Larry.....	1987, 88, 89, 90
Housley, Wendell.....	1966, 67, 68
Houston, Brandon.....	1995, 96, 97
Howard, Albert L.....	1964, 65, 66
Howard, Thomas V. Jr.....	1956, 57, 58
Howard, Todd.....	1983, 84, 85, 86
Howell, John C.....	1944, 46, 47
Howse, James.....	1985, 86
Hoyl, Basil L. (Manager).....	1942
Hubby, Ronnie G.....	1972, 73, 74, 75
Huddleston, Billy P.....	1953, 54, 55
Hudeck, Russell R.....	1949, 50, 51
Hudgins, Charles M.....	1950
Huff, Jeff.....	1987, 88
Huff, Leslie N. (Manager).....	1907
Huggins, Alan K.....	1960, 61
Huggins, Harold.....	1987
Hullin, Paul.....	1972, 73, 74
Hull, Burt E. (Manager).....	1904
Hundl, Philip.....	1990
Hunnicut, Jesse.....	1974, 75, 76
Hunnicut, Jesse.....	1999, 2000, 01, 02
Hunt, O. Joel.....	1925, 26, 27
Hunter, Trent.....	2008, 09, 10, 11
Hunter, Wesley (Manager).....	1997, 98, 99, 2000, 01
Hurd Jr., Toney.....	1960, 61, 62
Hurd Jr., Toney.....	2010, 2011
Hyde, Jeffrey.....	2009, 11
Hyde, Walter.....	1900, 01

I

Inglehardt, Tanner (Manager).....	2001
Irby, Jimmie.....	1995, 96

Irvin, Barlow.....	1923, 24, 25
Irwin, B.M.....	1932
Ivy, Kyle.....	1990

J

Jack, Gwen (Trainer).....	2000
Jack, Jason.....	2004, 05, 06
Jackson, Basil.....	1985, 86, 87, 88
Jackson, Brandal.....	2009, 10, 11
Jackson, Earnest.....	1979, 80, 81, 82
Jackson, Keelan.....	2001, 02, 03, 04
Jackson, Lance.....	1983, 84, 85
Jackson, Larry.....	1991, 92, 93, 94
Jackson, Robert.....	1975, 76
James, Arlis.....	1978, 79, 80
James, Lex Forrest.....	1970, 71, 72
James, Ronnie.....	1979
Jameson, Michael.....	1997, 98, 99, 2000
Janner, Calvin F.....	1961
Jarozewski, Jared.....	2010, 11
Jasmin, Marcus.....	2001, 02, 03, 04
Jasper, Edward.....	1994, 95, 96
Jay, Mike.....	1973, 74, 75
Jay, Monte.....	1985, 86
Jeffress, Drew (Manager).....	2009
Jeffrey, William M.....	1938, 39, 40
Jeffries, Craig.....	1992
Jeffries, Drew (Manager).....	2006, 07, 08
Jenkins, Jerry S.....	1960, 61
Jenkins, Joseph S. (Manager).....	1964
Jenkins, Steven.....	2011
Jennings, Brandon.....	1996, 97, 98, 99
Jennings, Curtis.....	1977, 78
Jennings, Eric.....	1998
Jennings, Michael.....	1999
Jerod-Eddie, Tony.....	2008, 09, 10, 11
Jetton, Clay (Manager).....	2006
Joekel, Luke.....	2010, 11
Joeris, Leonard.....	1939, 42
Johnson, A.L.....	1916
Johnson, B.L.....	1946
Johnson, Barry.....	1996
Johnson, Bethel.....	1999, 2000, 01, 02
Johnson, Brandon.....	2001, 02
Johnson, Chris.....	1969, 70, 71
Johnson, F.S. (Manager).....	1903
Johnson, George R.....	1955
Johnson, Harry.....	1985
Johnson, Jerrod.....	2007, 08, 09, 10
Johnson, Joe.....	1987, 88
Johnson, Joe B.....	1960
Johnson, Larry.....	1976, 79
Johnson, Larry.....	1983, 84
Johnson, Malcom.....	2010
Johnson, Scott (Trainer).....	1979
Johnson, William D.....	1922, 23
Johnson, Wilbur, G.....	1945
Johnston, Bill.....	1996, 97
Johnston, Chris.....	2004
Joiner, David.....	1986
Jolly, Johnny.....	2002, 03, 04, 05
Jones, Albert.....	1987, 88, 89, 90
Jones, Byron.....	2001, 02, 03, 04
Jones, C.J.....	2010, 11
Jones, Don.....	1980, 81, 82, 83
Jones, Donald (Manager).....	1989, 90
Jones, Donald H. (Manager).....	1960
Jones, Gary.....	1986, 87, 88, 89
Jones, Ivan.....	1966, 67, 68
Jones, Jeff.....	1991, 92, 93, 94
Jones, Michael.....	1988, 89
Jones, Mickey.....	1999, 2000, 01
Jones, Ronald.....	2002, 03, 04, 05
Jones, Stacy.....	1999, 2000, 01, 02
Jones, Tony.....	1986, 87, 88
Jones, Toya.....	1995, 96, 97, 98
Jones, Troy.....	1986
Jones, Virgil B.....	1936, 37

Jordan, Burl.....	2009
Jordan, Jim.....	1982, 83
Jordan, Robert.....	2000, 01
Jordan, W.T.....	1932, 33, 34
Joseph, Keith.....	2001, 02, 03, 04
Judie, Coryell.....	2010, 11

K

Kachtick, Jerry V.....	1963, 64, 65
Kachtik, Edward D.....	1952, 53, 54
Kahler, Mike (Manager).....	1978
Kallus, Kerri (Trainer).....	1994
Kamp, Charles H.....	1970
Kapchinski, Karl (Trainer).....	1978
Kapchinski, Kevin (Trainer).....	2008
Kapchinski, Kris (Manager).....	1999, 2002
Kapchinski, Kyle (Trainer).....	2002, 04, 05
Kauffmann, James H.....	1965
Kazmierski, Jim.....	1968
Kazmierski, Mike.....	1997, 98, 99
Keeling, Thomas D.....	1960, 61
Keen, L.S.....	1921, 22
Keese, Mike.....	1973, 74
Keith, Robert D.....	1954, 55, 56
Kellen, John.....	1982, 83
Keller, James L.....	1961, 62, 63
Kelley, Victor M.....	1905, 06, 07, 09
Kelm, Larry.....	1983, 84, 85, 86
Kemph, Gary S.....	1965
Kenderdine, J.M.....	1933
Kendrick, Blake.....	2002, 03, 04
Kendrick, J.M.....	1915
Kendrick, Robert T.....	1904, 05
Kennedy, Kevin.....	1980
Kennedy, Malcome.....	2011
Kenney, Steve.....	1991, 93, 94
Kennon, Paul A.....	1954
Kern, R.A.....	1910, 12
Kern, Ryan.....	1991, 93, 94
Kesey, David A. (Statistician).....	1969
Kettler, Elwood N.....	1953, 54
Key, Andrew.....	2007
Kidwell, Richard (Manager).....	1985, 86
Kiel, Terrence.....	1999, 2000, 01, 02
Kildow, P.C.....	1899
Killingsworth, Pascal (Manager).....	1999, 00
Killion, Reed.....	1982
Kimbrough, Jack C.....	1939, 40
Kimbrough, John A.....	1938, 39, 40
Kimbrough, William R.....	1933, 34
King, Amber (Trainer).....	2004
King, Cassidy (Trainer).....	2005
King, Joe Mac.....	1969, 70, 71
Kipp, Kenneth W.....	1960, 61, 62
Kirby, Selmer M.....	1934, 35
Kirchmer, John T.....	1964
Kirk, John.....	2000, 01, 02, 03
Kirk, John R.....	2005
Kirk, Kenny.....	1976, 77
Kirkpatrick, Roy.....	1969
Kishi, Taro.....	1924, 25
Kitchens, Gary.....	1967
Kitchens, Terence.....	1999, 00
Klein, Terry (Manager).....	1977
Klinke, Shep.....	2010, 11
Knickerbocker, A.G.....	1919
Knickerbocker, H.W.....	1922, 23
Knight, Charles J.....	1964
Knutson, Greg.....	1998
Kociuba, Tyler.....	2008
Kocurek, Jimmy.....	1976, 77
Koehn, Donald W.....	1964, 65, 66
Kohlman, Joe M.....	1962, 64
Korem, Eric.....	2003
Kotch, Jim (Trainer).....	1974
Kotzur, Alex.....	2003, 04, 06
Kovar, Gary W.....	1964, 65, 66
Kovar, Jack.....	1967, 68, 69
Krahl, Shane.....	1988, 89, 90

Kramm, Raymond E.	1962
Krenek, Benedict J.	1960, 61, 62
Krueger, Cara (Manager)	2002
Krueger, Charles A.	1955, 56, 57
Krueger, Rolf	1966, 67, 68
Krug, William	1894
Kubala, Raymond G.	1961, 62, 63
Kubecka, Bill	1967
Kubiak, Gary	1980, 81, 82
Kubesch, Raymond A.	1962
Kuehn, Russell	1971, 72
Kulow, Kristie (Manager)	2001

L

Labar, Harry W.	1958, 59, 60
LaBauve, Dwight	1971, 72
Labhart, Travis	2011
Lafon, Matt	2006
LaGrange, Charles R.	1963, 64, 65
LaGrone, Walter A.	1960, 61
Lake, Jerrod (Manager)	2004
Lakin, Greg	1988, 89, 90, 91
LaMantia, Nick	2006, 07, 08
Lambert, H.G.	1910, 11, 12
Lamkin, Kenneth A.	1964, 65, 66
Lammers, Chris	1983
Lamothe, Michael	2009, 10, 11
Lamp, Ted	1973, 74
Land, Marshall	1986
Land, Mike (Trainer)	1981, 82
Landrum, Tim	1985, 86, 87
Lane, Jorvorskis	2005, 06, 07, 08
Langford, Alvin L.	1950, 51, 52
Langston, James E.	1956
Lark, Scott	1985, 86, 87, 88
Lary, Robert Y.	1949, 50, 51
Latham, Joel P.	1960, 61, 62
Lawrence (Trainer)	1994, 95
Lawson, Bruce	1982, 83
Lawson, Clarence O.	1949
Lawson, Doug	1989
Lazarine, Marshall M.	1950
League, Thomas	1944
LeBouef, Gordon E.	1957, 58, 59
LeCompte, J.P.	1999
Lechler, Derek	2000
Lechler, Shane	1996, 97, 98, 99
Lebetter, Harry L.	1965, 66
Lebetter, Ronald P.	1960, 61, 62
Lednicki, Kyle	1995, 96, 97, 98
Lee, Larry L.	1965, 66
Lee, Robert G.	1963
Leggett, Charles W.	1909
Lehrer, Robert (Trainer)	1986, 87
Leiper, Sam E.	1922
Leisner, Lane (Manager)	1982, 83
Lemmons, Bernard	1950
Lemmons, Kevin (Manager)	1995, 96, 97, 98
Lemons, Billy	1973, 74, 75, 76
Lemons, Frank	1976, 77
Leone, Brandon	2003, 04, 05, 06
Lewis, Anthony	2006, 07, 08, 09
Lewis, Courtney	2003, 04, 05, 06
Lewis, Darren	1987, 88, 89, 90
Lewis, Mark	1980, 81, 82, 84
Lewis, Patrick	2009, 10, 11
Lewis, Steve	1979
Lewis, Trent	1989, 90, 91
Leyendecker, Dan	1988
Liles, Ike	1983, 84
Lillard, Steve T.	1909
Lindsay, Ernest M.	1935
Lindsey, Glenn	1964, 65, 66
Lindsey, Ronald L.	1964, 65, 66
Linnstaedter, James A.	1961, 62, 63
Linscombe, Cory	1984, 85
Lippman, Glenn E.	1949, 50, 51
Lister, W.S.	1926, 27

Littig, Michael	1983
Little, Jack H.	1950, 51, 52
Little, Mike	1978, 79, 80, 81
Little, Thomas	1995
Littlefield, Dirk (Trainer)	1999, 01
Litterst, Frank C.	1916
Lively, Britt	2000
Lockett, Bobby J.	1956
Lofton, Steve	1989
Long, Bob	1966, 67, 68
Long, Don	1972, 73, 74
Long, Dustin	2002, 03
Long, Eldon W.	1943
Lopez, Ricky	1981
Lord, George P.	1930, 31
Lord, Mike	1969, 70, 71
Losada, Nick	2002
Love, Andrew C.	1894, 98
Love, J.N.	1933
Love, Richard L.	1959
Loving, James W.	1904
Lowery, Gene	1993, 94, 95
Lozano, Mark	2007
Luebbehussen, Steve	1969, 70, 71
Luethy, Don R.	1942
Luna, Otie C.	1957, 58
Luna, Saul	1996
Lutrick, J.A.	1911
Lyday, Jeremy (Trainer)	1999
Lyles, John V.	1912

M

Maddox, Randy	1969
Madison, Lonnie	1998, 99, 2000
Magourik, Conrad W.	1951, 52, 53
Magrill, O.B.	1929, 30, 31
Maham, Scott	1987, 88
Mahan, Jack	1917, 19, 20
Mahan, Michael	1999, 2000, 01
Mahone, Matt	1994, 96, 97
Malena, Ben	2010, 11
Malone, C.C.	1930, 31
Malone, Grant (Manager)	1989, 90, 91
Malone, Tyrnone	1990
Maltz, Hershel (Manager)	1947
Mangan, Kyle	2009, 10, 11
Mangum, Kevin	2001, 02, 04
Manning, Nurahda	2003, 04, 05, 06
Manning, Waylon E.	1935, 36
Maples, Weldon L.	1941, 42
Marcus, James	1987, 89
Marks, Jared	1984, 85, 86
Marks, Robert E.	1955, 56, 57
Marquette, Leo J.	1952
Marshall, Mike	1982
Marshall, Tank	1973, 74, 75, 76
Martin, Amy (Trainer)	2009
Martin, G.W.	1918, 19, 20
Martin, Gary Wayne	1970
Martin, John	1894
Martin, Peter	2005
Martin, Sabrina (Trainer)	2004
Martin, Sidney T.	1934
Martinez, Jackie (Trainer)	2008
Massey, Chris (Trainer)	1978
Massey, Haven	2001, 02, 03
Masterson, L.	1902
Matakis, Andy	2003
Mathis, Jonathan	2010, 11
Mathews, Howard	2011
Mathews, Kevin	2006, 07, 08, 09
Mathews, Mason L.	1944, 45
Mathews, Jason	1991, 92, 93
Mathews, Ryan	1991, 92, 93, 94
Mathison, Todd	1991, 92, 93, 94
Maugher, Lynn	1978

Mauk, Albert	1903, 05
Mauritz, Maddie (Trainer)	2007
Mauritz, Mike	2008
Maxfield, Kyle	1991, 92, 93, 94
Maxwell, David	1994, 95
Maxwell, Stapp N.	1932
Maxwell, Tommy	1966, 67, 68
May, Homer H.	1970, 71, 72
Mayeaux, Hayden E.	1951, 52
Mayes, Erik	2004
Mayfield, J.D. Jr. (Manager)	1949, 50
Mays, Will	2002
Mazur, John	1983, 84
McAfee, Keith	1988, 89, 90, 91
McAllister, G.T.	1943, 44
McAnelly, Phil	1968
McArthur, O.A.	1912
McBride, Brady (Video)	2005, 06
McCaffrey, Gary	1970
McCall, Mark (Trainer)	1989, 90, 91, 92
McCall, Matt	1987, 88, 89, 90
McCarthy, Robert E.	1952
McCarthy, Toby	1998, 99, 00
McCauley, Tango	1999, 00
McClatchy, Scott (Trainer)	1989, 90, 91
McClelland, Don A.	1957, 60
McClelland, H.W.	1922
McCintock, J.R.	1917
McDown, Randy	1996, 97, 98, 99
McCoy, Jamie	2008, 09
McCoy, Joe (Manager)	1989, 90, 91
McCoy, Terrence	2007, 08, 09, 10
McCoy, Torin	1989, 90
McCraze, Sarah (Trainer)	1998
McCray, Danny	1993, 94, 95
McCrumby, John	1973, 74
McDaniel, Archie	2002, 03, 04, 05
McDermott, Pat	1970, 71, 72
McDonald, Andy	1988, 89
McDonald, Charles N.	1949, 50, 51
McDonald, Hugh F.	1894
McDonald, Pace	1918
McDonald, William A.	1909
McDowell, Charles H.	1910
McElroy, Hugh	1970, 71
McElroy, Leeland	1993, 94, 95
McFadden, P.M.	1930, 31
McFarland, Arthur	1903, 04
McFarland, H.F.	1893, 94
McFarland, James L.	1911
McGee, Stephen	2005, 06, 07, 08
McGinnis, Francis K.	1900
McGonagill, J.D.	1894
McGonagle, Brad	1990
McGowan, Billy Joe	1952, 54
McGregor, Flint	1902
McGuire, Eddy (Trainer)	1989, 90
McGuire, Joseph D.	1924, 25
McGuire, Trace	1985, 86, 87
McIlhany, Joe D.	1962, 63, 64
McKaughan, Edward W.	1964, 65
McKeenan, James	1991, 92, 93, 94
McKinney, Seth	1998, 99, 2000, 01
McKinney, Steve	1994, 95, 96, 97
McKnight, J.B.	1916, 17
McLean, Ken J.	1962, 63, 65
McMahan, Billy M.	1953
McMahan, James T.	1950
McMillan, M. Blaisdale	1894
McMillan, W.G.	1921, 22
McMullen, Typail	1993, 94, 95
McMurrey, J.D.	1917
McNeal, Kenric	2009, 10, 11
McNeal, Reggie	2002, 03, 04, 05
McNeill, J.C.	1894
McQueen, Justin	2008, 09
McQueen, Mark	1981, 82
Means, Nicole (Trainer)	2010
Meeks, Thomas E.	1962, 63, 64

Meitzen, J.B.	1924
Mengers, Emily (Trainer)	2009
Mengers, Sarah (Trainer)	2007
Mercer, Arthur J.	1941, 42
Merka, Jeremiah H.	1933
Mertz, Alaina (Trainer)	1994
Meyer, D.	1902
Meyer, William H.	1949, 50, 51
Meyers, Phillip	1994, 95, 96, 97
Michael, Christine	2009, 10, 11
Mickens, Ray	1992, 93, 94, 95
Middleton, Bobby	1984, 85, 86
Middleton, Doug	1985
Mikeska, Brad (Manager)	2005
Mikeska, Russell	1976, 77
Miles, Wadine	1977
Milkovich, James	2003
Mikeska, Bradley (Manager)	2004
Miller, A.R.	1912
Miller, Eric E.	1951, 52, 53
Miller, John	1989, 90
Miller, L.	1902
Miller, Stephen (Trainer)	1993, 94
Miller, T.L.	1921, 22
Miller, Thomas B.	1939
Miller, Vance W.	1912, 13
Miller, Von	2007, 08, 09, 10
Milligan, Garry	1976, 77, 78
Milligan, Wayne	1903, 07
Mills, J. Kenneth	1937
Mills, Kyle (Trainer)	2000
Mills, Thomas W.	1927, 28, 29
Millsap, Lenard	1970
Milstead, Charles F.	1957, 58, 59
Minnock, W.A.	1937, 38
Mitchell, Billy	1990, 92, 93, 94
Mitchell, Brandon	1993, 94, 95, 96
Mitchell, Brian	1991, 92, 93, 94
Mitchell, Keith	1993, 94, 95, 96
Mitchell, Merlin	1915, 16
Mobley, DeQawn	2004, 05
Mohr, Walter	1967
Molberg, Carl	1948, 49, 50
Moncrief, Monte P.	1943, 44, 45, 46
Monk, Kevin	1974, 75, 76, 77
Montgomery, J.B.	1942
Montgomery, Michael	2003, 04
Montgomery, Roark	1912
Moon, L.B.	1987, 88
Moore, A.A.	1930, 31
Moore, Damontre	2010, 11
Moore, Doyle H.	1949
Moore, Eric	1989, 90
Moore, George F.	1907, 08
Moore, Kirk (Manager)	1993, 94
Moore, Mack	1979, 80
Moore, Matt	1997
Moore, Travis (Trainer)	2004
Moore, William R.	1962, 63, 64
Moore, W. Scott	1907, 08, 09, 10
Moorman, Maurice	1966
More, Ashley (Manager)	2001
Morgan, Sylvester	1984, 85, 86, 87
Morris, A.B.	1920, 21, 22
Morris, Alex	1985, 86, 87, 88
Morris, David (Manager)	2005, 06
Morris, Jared	2000, 01, 02, 03
Morrison, D.E.	1912
Morrison, P.M.	1896
Morrow, Howard	2005, 06, 07, 08, 09
Morrow, Johnnie	1935, 36
Mortensen, James E.	1945
Moseley, Hal	1897, 98, 99, 1900
Mosley, Mike	1977, 78, 79, 80
Moser, R. Derace	1939, 40, 41
Moses, Sam F.	1949, 50, 51
Moss, Matt	2008, 09
Mossenberg, W.G.	1894
Motley, Larry	1986

Motley, Zolus C.	1939, 41
Moulden, Carl D.	1929, 30, 31
Mudd, Dennis	1985
Muhlbach, Don	2002, 03
Mulhollan, Ray W.	1940, 41, 42
Mullen, Steve	1968
Muller, Jay	1984, 85, 86
Muniz, James	1996
Munson, George (Manager)	1972
Munson, Joe U. Jr.	1957, 58
Murchison, Phil (Trainer)	1993, 94
Murname, T. (Manager)	1944, 45, 46
Murphy, A.L. (Manager)	1952, 53
Murphy, James L.	1959, 60, 61
Murphy, Jennifer (Manager)	2002
Murphy, Mike (Manager)	1980, 81
Murphy, Terrence	2001, 02, 03, 04
Murrah, Thomas F.	1963, 64, 65
Murrah, W.E.	1918, 19, 20, 21
Murray, Jon (Trainer)	1995
Murray, Kevin	1983, 84, 85, 86
Murray, Paul	1979
Murray, R.L.	1932, 33
Murski, Robert	1970, 71, 72
Myers, Frank	1974, 75, 76, 77
Myers, O.W.	1897, 98, 99

N

Naiser, Derek	1988
Nakos, Alex (Manager)	1988, 89
Nakos, Spiro (Manager)	1990, 92, 93
Nasser, Al	1978
Neal, Apryl (Manager)	2001
Nealy, Otis	1989, 90, 91, 92
Nealy, Spencer	2009, 10, 11
Neece, Clarence M.	191908, 09
Neely, Roy G.	1922, 23
Neff, Asa J.	1902
Nehib, Greg	1988
Nelms, Milton R.	1912
Nelson, Freddie A.	1965
Nelson, Jeff	1982, 83, 84, 85
Neill, Doug	1969, 70, 71
Nesrsta, J.O.	1935, 36, 37
Netardus, Jaro G. Jr.	1949, 51
Nettles, Rusty	1981, 82
Neumann, Layne	2004, 05, 06
Neville, Henry A.	1943
Newton, Broderick	2004, 05, 06
Newton, Keith	1983, 84
Newton, Matt (Manager)	2004, 05
Nguyen, Dat	1995, 96, 97, 98
Nicholas, Don R.	1949
Nichols, Jerry D.	1964, 65
Nichols, Terry	1998, 99
Nicholson, John David	2005
Niland, Thomas K.	1951, 52
Nilson, John H.	1963, 64, 65
Noble, Elton	1899, 1900
Nohavitz, Elo E.	1949, 50, 51
Nolan, Willis	1930, 31, 32
Nolen, Lockhart (Manager)	1948
Northup, Roy F.	1958, 59, 60
Noto, Jeff (Trainer)	2005
Novosad, Steven (Trainer)	1995, 96, 98
Nwachukwu, Uzoma	2009, 10, 11

O

O'Brien, Sammy	1984, 85, 86, 87
O'Bryant, Ryan	2008, 09
Obizor, Cyril	2005, 06, 07, 08
Ochterbeck, W.J.	1924, 25
Odum, Lynn	1967, 68, 69
Odum, Van	1969, 70, 71
Ogbuehi, Cedric	2011
Ogdee, Edward	1942
Ohlendorf, Norbert K.	1952, 53, 54
Olblich, Alvin P.	1938

Oliver, Aaron.....	1995, 96, 97, 98
Oliver, Gale G.....	1957, 58, 59
Oliver, Gary.....	1987, 88, 89, 90
O'Neal, Hardy E.....	1902
O'Neal, Steve.....	1966, 67, 68
O'Quinn, Patrick.....	2011
Ortamand, Clayton (Trainer).....	2000, 01, 02
Ortega, Justin.....	2011
Osborn, John.....	1979, 80
Osborne, Carl R.....	1955, 56, 57
Osborne, Richard.....	1972, 73, 74, 75
Osgood, Chris.....	1988, 89
Overly, Charles R.....	1943, 46, 47
Overly, James A. (Trainer).....	1948, 49
Overshiner, E.M.....	1896
Overton, Andrew J.....	1963, 64
Owens, Bob (Manager).....	1973
Ozeo, Kevin (Manager).....	1993

P

Page, Sean.....	1987
Paine, Jeff.....	1980, 81, 82, 83
Palasota, Vince.....	1988
Palomarez, Eddie.....	1997
Pannell, E.W.....	1938, 39, 40
Pappas, Mike.....	1987, 89, 90
Pardee, John P.....	1954, 55, 56
Parish, Joseph M.....	1939
Park, Mike.....	1970, 71, 72
Parker, James H. (Manager).....	1939, 40
Parker, Jim.....	1968, 69, 70
Parker, Sirr.....	1995, 96, 97, 98
Parker, William E.....	1908, 09, 10, 12
Parmer, James R.....	1944
Parra, Albert (Manager).....	2004, 05
Patrick, Brian.....	2002, 03
Patterson, Cornelius.....	1988, 89, 90
Patterson, Domanique.....	2010, 11
Patterson, Lucas.....	2007, 08, 09, 10
Patton, Ronald.....	1997, 98
Pavlas, Lance.....	1987, 88, 89, 90
Payne, Brian.....	1989, 90, 91
Payne, H.B. (Buddy).....	1957, 58, 59
Payne, Lawrence J.....	1945
Payne, Rick (Manager).....	1976
Payne, W.O.....	1942

Pearce, Chance.....	1999, 2000, 01, 02
Pearson, Henry A.....	1957
Pegram, Todd.....	2002, 03, 04, 05
Pekar, Matt (Trainer).....	2000, 01, 02
Pender, Paul.....	1979, 80, 81, 82
Penright, Jarrod.....	1999, 2000, 01, 02
Peoples, Dan.....	1971
Perkins, Frank D.....	1894, 96, 97
Perroni, Evan.....	1998, 99, 2000, 01
Perry, Carl (Video).....	2005, 06
Perry, Tommy.....	2003
Persons, David H.....	1913
Peter, Philip.....	1961
Peterson, Alcie.....	1994, 95
Peterson, Jordan.....	2006, 07, 08, 09
Petty, Kent.....	1989, 90, 91, 92
Petty, S.J.....	1926, 27
Pevelto, Cal.....	1978, 79
Phillee, Andy.....	1969, 70, 71
Phillips, David.....	1984
Phillips, H.D.....	1930
Phillips, James D.....	1960, 61, 62
Phillips, Michael L.....	1964
Phillips, Robert H.....	1959, 60
Phythian, Walter R.....	1935, 36
Pickard, Billy (Trainer).....	1978
Pickett, Tom B.....	1941, 46
Pierce, J.A.....	1918, 19, 20
Pierce, Kirk.....	1988
Pierson, Jay (Trainer).....	1998
Pilans, Ryan.....	1995
Pinesette, Mike.....	2000

Pinson, C.T.....	1923
Pinson, Harry T.....	1921
Piper, Jim.....	1967, 68, 69
Piper, Paul K.....	1959, 60
Pirie, James E.....	1901, 02, 03
Pirtle, David (Trainer).....	1976
Pitman, Mike J.....	1962, 63, 64
Pitner, H.M.....	1934, 35, 36
Pittman, Lee (Manager).....	1981, 82
Pizzitola, Michael J.....	1961, 62
Polasek, Billy Joe.....	1969, 71
Polk, Scott.....	1980, 81, 82, 83, 84
Pollacia, Tony.....	1985
Pollard, Dan.....	1986
Pollock, Oscar L.....	1947
Polockcheck, Layne.....	1985
Pond, J.....	2006
Pool, Rusty.....	1971
Porter, Greg.....	1981, 82, 83
Porter, Greg A.....	1999, 2000, 01, 02
Porter, Sean.....	2009, 10, 11
Poss, John M.....	1965, 66
Powell, Buffie (Trainer).....	2000
Powell, Jack E.....	1953, 55
Powell, Louis H.....	1914
Powell, William D.....	1954, 55, 56
Power, Robert (Manager).....	1967
Power, Richard S. (Manager).....	1969
Prater, Kyle (Trainer).....	1998
Price, Mike.....	1970, 71, 72
Price, James H. (Manager).....	1939, 40
Price, Harold L.....	1956
Price, Michael.....	1995, 98
Price, P.M.....	1925
Price, Terry.....	1986, 87, 88, 89
Pringle, Hutson.....	2010, 11
Prokop, Merl A.....	1947
Puckett, Felix S.....	1905, 06
Puckett, John W.....	1902, 03
Puff, Courtney (Trainer).....	1999
Pugh, Jordan.....	2006, 07, 08, 09
Pugh, Marion C.....	1938, 39, 40
Pullig, Corey.....	1992, 93, 94, 95
Pustejovsky, Ed.....	1976, 77, 78, 79
Pyburn, Jack H.....	1964, 65, 66

R

Rackley, Caleb (Manager).....	1997
Ragsdale, Robert.....	1897, 98
Rahn, Leon F.....	1939, 40
Raiford, Aubrey.....	1981
Rainey, Kijay (Trainer).....	2004
Randall, Gary.....	2009
Randle, Floyd.....	1977, 78
Randle, Taylor.....	2011
Randolph, Will.....	2011
Rankin, Matt.....	2009
Ransby, Felton.....	1988, 90
Ransom, Dennis.....	1987, 88, 89, 90
Raschke, Craig.....	2009
Rau, Tim (Manager).....	1988, 89
Raven, Floyd.....	2011
Rawlins, Harry E.....	1918
Ray, John.....	2004, 05
Ray, Tom.....	1985
Reagan, Travis H.....	1961, 62, 63
Red, Darrell.....	1991, 92, 93
Redus, James.....	1979
Reed, Bryce.....	2003, 04, 05, 06
Reed, Phillip (Manager).....	1999, 2002
Reed, Roderick.....	1976, 77
Reed, Roman.....	1983
Rees, W. Nelson.....	1931
Reeves, John R.....	1939, 40
Reeves, Ken.....	1981, 82, 83, 84
Reid, Steve (Manager).....	1983, 84
Reinartz, Cole.....	1992, 93, 94
Reinhard, Brittani (Trainer).....	2010
Rektorik, J.A.....	1926

Reneau, Will (Video).....	2005, 06
Renfro, Colby.....	2008
Resley, George.....	1968
Restivo, Brian (Manager).....	1995, 96, 97, 98
Reuber, Alan.....	2000, 01, 02, 03
Reynolds, James.....	1968
Reynolds, John W.....	1965
Reynolds, Ron.....	1984
Reynolds, Shawn.....	1995
Rhodes, Alyson (Trainer).....	2005
Rhodes, Burnest.....	1997, 98
Rice, Matt (Manager).....	1999, 2000, 01
Richard, John.....	1992, 94
Richardson, Bucky.....	1987, 88, 90, 91
Richardson, Lester S.....	1939, 41
Richardson, Rod.....	1982
Richenstein, Charles A.....	1905
Richey, Derrick.....	1987, 88, 89
Richter, Charles E.....	1927, 28, 29
Ricke, Mike (Trainer).....	1980, 81
Rickman, Rick (Manager).....	1968
Ridenhower, Ray.....	1901, 02
Riewe, Dustin.....	2007, 08
Riggs, Charlie.....	1966, 67, 68
Riley, L'Tydrick.....	2002, 03, 04, 06
Rion, Dennis.....	1983
Risien, Cody.....	1976, 77, 78
Risien, Flint.....	1980, 81, 82
Roach, James B.....	1933
Roaches, Carl.....	1972, 73, 74, 75
Robbins, Cooper P. Jr.....	1952, 53
Robbins, Donald.....	1955
Robbins, Doug.....	1970
Robbins, Mike.....	1979, 81, 82
Roberts, F.A. (Manager).....	1913
Roberts, William C.....	191908
Robertson, Art Mitchell.....	1970, 71
Robertson, Harold.....	1998, 99, 2000, 01
Robertson, John E.....	1931, 33
Robinson, Ivan.....	2010, 11
Robinson, Jeroy.....	1986, 87, 88, 89
Robison, Tommy.....	1980, 81, 82, 83
Robnett, Edward.....	1939
Robnett, Marshall F.....	1938, 39, 40
Rockhold, Jason.....	1989, 90
Rodriguez, Chris (Trainer).....	2007
Rodriguez, Christian.....	1998, 99, 2000, 01
Roepeke, Robert E. (Manager).....	1961
Rogers, Cullen J.....	1939, 41, 42
Rogers, Gary.....	1982
Rogers, Gerald G.....	1961, 62, 63
Rogers, Joe C.....	1915, 16
Rogers, Owens A.....	1936, 37, 38
Rollins, Brook (Trainer).....	1997, 98, 2000
Rollins, Gerald D. (Manager).....	1956
Rollins, John W.....	1914, 15, 16
Rollins, Zerick.....	1995, 96, 97
Roome, Brian (Manager).....	1996, 97, 98
Roper, James S.....	1958
Roper, John.....	1985, 86, 87, 88
Rophial, Steve (Trainer).....	1996, 99
Rouemore, Michael A.....	1962
Ross, David.....	2002, 03, 04, 05
Ross, Brian.....	1986, 87, 88, 89
Ross, James B.....	191906, 07
Rothe, Joe H.....	1939, 40
Rother, Randy.....	1982
Routt, Joe E.....	1935, 36, 37
Routt, William A.....	1938, 39, 40
Rowe, Casimira (Trainer).....	2006
Royalty, Charlie A.....	1948, 49
Ruby, Martin O.....	1939, 40, 41
Rudder, James Earl.....	1931
Rugel, Dan F.....	1907, 08, 09
Ruhman, Chris.....	1994, 95, 96, 97
Rush, Marshall N.....	1951, 52
Rush, William T.....	1949, 50, 51
Rushing, Eli.....	1937, 38
Russell, Caleb.....	2010, 11

Russell, Josh.....	2008
Rylander, W.E.....	1915

S

Sacra, Joseph R.....	1944, 46, 47
Sacra, Joseph R. Jr.....	1970, 71, 72
Saddler, Rod.....	1983, 84, 85, 86
Sagraves, Steven.....	1990, 91
Sallee, Bill D.....	1965, 66, 67
Salver, Johnny A.....	1951, 52, 53
Sammons, Thomas B.....	1904
Sams, Bucky.....	1973, 74, 75
Sanders, Chris.....	1991, 92, 94, 95
Sanders, Eugene.....	1976, 77, 78
Sanders, Robert W.....	1957, 58, 59
Sanders, S.H.....	1921
Sanders, Scot.....	1991
Sanders, Thomas.....	1980, 81, 82, 84
Sanders, T.J.....	2007
Sarkissian, Steve.....	1989
Sawyer, Buzzy.....	1981
Sawyer, Randy.....	1982
Saxe, Augie W.....	1950, 51
Saxe, Charles S.....	1951, 52
Scarborough, J.S.....	1908
Scales, Rhontae.....	2010, 11
Scates, Cody.....	2000, 01, 02, 03
Schaedel, Charles T.....	1910, 11
Schero, Joe E.....	1952, 53, 54
Schoonover, Denise (Trainer).....	1997
Schmid, Joe H. (Manager).....	1957
Schmidt, Hubert.....	1906, 07
Schmidt, Pat (Trainer).....	1995
Schneider, Daniel W.....	1965, 66, 67
Schneider, Staci (Trainer).....	2009
Schneider, Travis.....	2005, 06, 07, 08
Schorp, Greg.....	1990, 91, 92, 93
Schroeder, Bruno E.....	1935, 37, 38
Schroeder, Chad.....	2003, 04, 05, 06
Schroeder, William H.....	1953, 54
Schultz, Earl.....	1900, 01, 02, 03
Schuster, Taylor.....	2003, 04, 05
Schwarz, Blake.....	1972, 73, 74, 75
Scoggins, Phillip C.....	1964, 65
Scott, David.....	1979, 80
Scott, Herbert B.....	1952
Scott, Johnny D.....	1952, 53
Scott, Joseph O.....	1944, 46
Scott, Richard E.....	1949
Scott, Verne A.....	1914
Scovell, J. Field.....	1928
Scudder, Carl F.....	1918, 19, 20
Seago, H.W.....	1936
Seeker, Ricky.....	1972, 73, 74
Seely, Bill.....	1968, 69
Seely, Tommy (Manager).....	1994, 95
Self, Rocky.....	1969
Settegast, Marion E. Sr.....	1914, 15, 16
Settegast, Marion E. Jr.....	1943
Shaeffer, Robert J.....	1949, 50, 51
Shankle, E.J.....	2007, 08
Shanks, Jeff.....	1988, 89
Shaw, Joe.....	1969
Sheffield, Corky.....	1969, 72
Sheffield, Jimmy.....	1968, 69, 70
Shefts, Morton.....	1944, 46
Shelton, J. Howard.....	1939, 40
Sherman, Matt.....	2011
Shields, John (Trainer).....	1996, 99
Shiller, Steve.....	1983
Shipman, David.....	1974, 75, 76
Shippix.....	1909
Shira, Charles N.....	1943, 44
Shockey, Jacob C.....	1935, 36, 37
Showers, Jameil.....	2011
Shumard, Michael.....	2006, 07, 08, 09
Schuster, Taylor.....	2004
Sibley, William R.....	1941, 42

Sikes, Delmar D.....	1950
Sikes, Jules V.....	1925, 26, 27
Siler, Rich.....	1983, 84, 85
Simmons, A.L.....	1956, 57
Simmons, Elvis A.....	1940, 41, 42
Simmons, J.A.....	1926
Simmons, Melvin D.....	1962, 63, 64
Simmons, Randy.....	1988, 89, 90, 91
Simmons, Wayland A.....	1959, 60, 61
Simon, Amon.....	1998, 99, 00, 01
Simon, Burnis.....	1980, 81, 82, 83
Simonini, Edward.....	1972, 73, 74, 75
Simpson, J.V.....	1902, 03, 04
Simpson, O.M.....	1897, 98, 99
Simpson, Phillip.....	1977, 78, 79
Simpson, Will.....	1998
Sims, Arthur R.....	1958, 59, 60
Sims, J.P. (Trainer).....	1988, 89
Sims, M.W.....	1894
Sinclair, Bennie C.....	1953, 54
Singleton, Bryant.....	2002, 03, 04
Singleton, James M.....	1965, 66
Singleton, Percy.....	1992
Sipe, Brent (Trainer).....	1989
Skinner, Ben S. (Manager).....	1952
Slater, Scott.....	1985, 86, 87, 88
Slaton, Tony.....	1982, 83, 84
Slaughter, Marion P.....	1942
Slocum, Shawn.....	1984
Smelser, Dennis.....	1973, 74, 75
Smith, Alan.....	1980, 81, 83, 84
Smith, Bland.....	1970, 71
Smith, Brent.....	1985, 86, 87, 88
Smith, Chris.....	2006, 07
Smith, Darrell.....	1976, 77, 78
Smith, Darrell.....	1982, 83, 84
Smith, Detron.....	1992, 93, 94, 95
Smith, Don G.....	1956, 57, 58
Smith, Earl L.....	1939, 40
Smith, Everett.....	2000, 01, 02, 03
Smith, George.....	1982, 83
Smith, Gilbert.....	1966
Smith, Greg (Video).....	2005
Smith, H.E.....	1937, 38, 39
Smith, Henry.....	2006, 07
Smith, Keondra.....	2007, 08
Smith, Kevin.....	1988, 89, 90, 91
Smith, Langston M.....	1914, 15
Smith, Linnis.....	2000, 01, 02, 03
Smith, Lionel.....	2009, 10, 11
Smith, M.V.....	1920, 21
Smith, Preston W.....	1945, 46, 47, 48
Smith, Ralph W.....	1958, 59, 60
Smith, Randy (Trainer).....	1982, 83
Smith, Robert L.....	1949, 50, 51
Smith, Ted.....	1969, 70, 71
Smith, Vance.....	1999, 2000, 01
Smitham, Verner R. (Manager).....	1914
Snow, Dion.....	1988, 89
Solari, Steve.....	1991, 92, 93
Sooy, Tom.....	1967, 68, 69
Sorrell, Gary.....	1987, 88, 89
Spacek, Sheila (Trainer).....	2006
Spadora, Joseph (Manager).....	1965
Spake, W.E.....	1912
Speed, Carleton D.....	1925
Spencer, Michael F.....	1949, 50
Spencer, Oliver E.....	1914
Spencer, Rick.....	1971
Spencer, Ted L.....	1931, 32, 33
Spikes, Cameron.....	1995, 96, 97, 98
Spiller, Derrick.....	1995, 96, 97, 98
Spiller, Fred.....	2000
Spires, Truman E.....	1945
Spitzenberger, Steve.....	1975, 76, 77
Spivey, Marshall.....	1939, 40, 41
Sprague, Jayme (Trainer).....	2005
Sprott, Alton C.....	1926, 27
Sproule, Colin.....	2004

Squillante, Anthony	2002, 03
Stabler, James M.	1964, 65
Stach, Stanfield A.	1933, 35
Stages, William E.	1936
Stahr, Richard (Trainer)	1989
Stallings, Eugene C.	1954, 55, 56
Stallings, Rusty	1968, 69
Stanley, James L.	1955, 56, 57
Stanford, Eric	1999, 2000, 01
Stanley, Mark	1973, 74, 75
Stansbury, Gavin	2011
Stansberry, Robert	1969
Stautzenberger, Weldon O.	1946, 47, 48
Steadman, Blake	2006
Steadman, Nate	1982, 83, 84
Steamer, Dominique	2003, 04, 05
Steen, Elroy	1977, 78, 79
Steffens, Karl K.	1938
Steffy, Cynthia (Trainer)	2009
Stegent, Larry	1967, 68, 69
Stenklyft, David (Manager)	2007, 08, 09
Stephens, Bradley	2008, 09, 10
Stephens, Clint (Video)	2005
Stephenson, Phillip (Manager)	1980, 81
Sterling, James R.	1939, 40, 41
Sterns, James B.	1896, 97, 98
Stevens, Barry	1983
Stewart, Brannon	1996, 97, 98
Stewart, Jonathan	2009, 10, 11
Steymann, Walter R.	1942
Stickane, Scott	2000, 01, 02, 03
Stinson, Mike	1968, 69
Stiteler, Robert H.	1930
Stoss, Robert	1979, 80, 81, 82
Stratton, Carl K.	1972, 73, 74
Street, Gus C.	1899, 1901, 02, 03, 04
Street, Robert L. (Manager)	1948, 49
Stringfellow, Jack C.	1933
Strogen, Bobby	1979, 80, 81, 82
Stuard, Kyle	1980, 81, 82, 83
Stump, Craig	1984, 85, 86, 87
Sturcken, Edward B.	1942
Stutz, Boone	2004, 05
Suggs, Tommy	1982
Sullivan, Mike	1989
Surovik, John H. (Manager)	1952, 53
Svatek, Johnnie	1977, 78, 79
Swan, Michael K.	1963
Swedeen, John	1970
Swilley, Dennis	1973, 74, 75, 76
Swope, Ryan	2009, 10, 11
Symes, Clarence	1906, 07
Szymanski, Matt	2006, 07

T

Talbot, Layne	1987, 88, 89, 90
Taliaferro, Darrell	1973
Tankersley, Rick	1985, 86
Tannehill, Ryan	2008, 09, 10, 11
Tarrant, Cornell	2007
Tasso, Damon G.	1943, 44
Tate, Andi (Trainer)	2004
Tate, Marvin P.	1952, 53, 54
Taylor, Anthony	1986, 87
Taylor, Arthur W.	191908, 09
Taylor, Chris	1997, 98, 99, 2000
Taylor, Earvin	2003, 04, 06, 07
Taylor, Jamaar	2001, 02, 03
Taylor, Kenneth	1977, 78
Taylor, Loyd F.	1955, 56, 57
Taylor, Samson	2005
Taylor, Tyrell	2011
Teague, Doug	1976, 77, 78, 79
Teague, Foster S.	1953
Teague, Sammie R. (Manager)	1959
Teal, Jimmy	1982, 83, 84
Teate, Randall	1976
Teichelman, Lance	1990, 91, 92, 93

TenNapel, Garth	1973, 74, 75
Terrell, Steven	2009, 10, 11
Terry, Barrett (Manager)	2006
Terry, Sean	1994, 95
Tewell, Dennis (Trainer)	1967
Thelen, David	1989, 90
Theriot, Sidney J.	1952, 53, 54
Thierry, Chris	1996, 97, 98, 99
Thigpen, Kolten	2011
Thomas, Brian	2009, 10, 11
Thomas, Charlie	2010, 11
Thomas, Clifford	1969
Thomas, Clifton	1970
Thomas, Edwin W.	1913, 14
Thomas, Joey	2004, 05, 06, 07
Thomas, Laura (Manager)	2008
Thomas, Matt (Trainer)	2000
Thomas, Patrick S.	1972, 73, 74, 75
Thomas, Rodney	1991, 92, 93, 94
Thomas, Terrence	2001, 02, 04
Thomas, William	1988, 89, 90
Thomason, James N.	1938, 39, 40
Thompson, DeAndre	2010, 11
Thompson, DeMaurier	2007, 08, 10
Thompson, George E.	1980
Thompson, Kyle (Trainer)	1995
Thompson, Nash O.	1934
Thompson, Paul (Manager)	2007, 08, 09, 10
Thompson, Ryan (Manager)	2005
Thompson, Taquillin "TaTa"	2003
Thompson, Thomas E.	191909
Thompson, Tony	1985, 86, 87
Thompson, William	1973, 74, 75, 76
Thornton, Marques	2003, 04, 05, 06
Thornton, Penn B.	1916
Thorpe, Preston (Video)	2006
Thrower, John D.	1899, 1900
Thurmond, Albert N.	1972, 73, 74
Tidwell, Billy R.	1949, 50, 51
Todd, Dick S.	1936, 37, 38
Tolleson, Mike	1986
Toney, Anthony	1984, 85
Toombs, JaMar	1998, 99, 2000
Tomo, Frank V.	1946
Torres, Taylor (Manager)	2010
Tracey, John	1956, 57, 58
Tracy, Carroll A.	1928, 29, 30
Tracy, Henry C.	1972, 73, 74, 75
Tracy, H.H.	1897
Trahan, Warren	1973, 74
Trammell, Bud	1973
Trice, Nick	2009
Trimble, Murry H.	1955, 56
Trimmier, Tim	1973
Trew, Robert L.	1913
Trott, Bobby (Trainer)	1966
Tschantz, Todd	1984, 85, 86
Tucker, Kevin	1989, 90
Tucker, Lanning (Trainer)	1985, 86
Tucker, M. Dwayne	1948, 49, 50
Tucker, Rex	1995, 96, 97, 98
Tufuga, David	2007
Tulis, Robert F.	1941, 46, 47
Tupe, Misi	2006, 07
Turley, Herbert E.	1943, 46, 47, 48
Turner, J.G.	1937
Turner, Lafayette	1986, 87, 88
Turner, Stanley S.	1943
Turney, John	1968

U

Ullrich, Charles E.	1933
Underwood, James	1990
Uriegas, Alberto (Trainer)	1984
Utay, Joe	1905, 1906, 07
Utsey, Kali (Trainer)	2007
Uzzell, William J.	1963, 64

V

Vaden, Frank S. (Manager)	1955
Valencia, Colton	2009
Valentine, Ira	1982, 84, 85, 86
Valentine, Justin (Manager)	2010
Valletta, Chris	1997, 98, 99, 2000
Vandervoort, A.S.	1918, 19
Van Dyke, Lewis E.	1960, 62
Van Pelt, Thomas E. (Trainer)	1960
Van Sant, Jon	1980, 81, 82
Van Zandt, Roscoe L.	1928, 30
Van Zant, Tim	2001, 02, 03
Vassar, William C. (Manager)	1963
Vaughn, John (Manager)	1981, 82
Vaughan, Ryan	2007
Vaughn, Tommie	1938, 39, 40
Veckert, Harman H.	1896, 97
Vela, Anthony	2008, 09, 10
Vela, Javier	1967, 68
Velasquez, Joe	1981, 82, 83, 84
Venetoulis, Manoli	1995
Venetoulis, Terry	1990, 91, 92, 93
Vesmirovsky, E.	1910, 11, 12, 13
Vestal, Kevin	1997
Vick, Richard P.	1954
Vick, Roger	1983, 84, 85, 86
Villavencio, Joe	2008, 09, 10, 11
Vincent, Andy	1996, 97, 98, 99
Vincent, Randy	1990, 91
Vitek, Richard D.	1935, 36, 37
Vordenbaumen, Tim	1993, 94
Vos, Kelly (Trainer)	1997
Voss, Kenneth R.	1948
Vrazel, Aaron (Video)	2005, 06

W

Waddle, Percy	1987, 88, 89
Waguespack, Keith	1994
Walker, Alvin (Skip)	1972, 73, 74, 75
Walker, Bill	1986
Walker, David	1973, 74, 76, 77
Walker, Elvis	1982
Walker, George	1966
Walker II, Larry	1993, 94, 95, 96
Walker, L.E.	1918
Walker, Shawn	1983, 84
Walker, Shea	1983, 84, 85, 86
Walker, Weldon F.	1935
Walker, William E.	1944
Walker, William T.	1902, 03, 04, 05
Wallace, Aaron	1986, 87, 88, 89
Wallace, Cody	2005, 06, 07
Wallace, Larry	1991, 93
Ward, Arland L.	1909
Ward, Brandon	1994
Ward, C.E.	1909, 10
Ward, Shaun	2011
Ward, Tim	1979, 80, 82
Ward, Waylon O.	1963, 64
Ward, William R.	1963
Ware, Derek	1990
Wareham, Robert (Trainer)	2006
Warneke, Carl	1973, 74, 75
Warren, Justin	2003, 04, 05, 06
Warren, Ty	1999, 2000, 01, 02
Washington, Mickey	1987, 88, 89
Washington, William H.	1912
Watkins, Ronald	1981
Watson, Donald A.	1954, 55, 56
Watson, Matt (Manager)	1994
Watson, Steve	1983
Watts, Arthur P.	1984
Watts, Claude D.	1925, 26
Watts, Dale	1968, 69
Waugh, C.A.	1923, 24
Weaver, Mark	1966, 67

Webb, Duncan	1983, 84, 85
Webb, James	1988, 89, 91
Webb, Randall	2001, 02
Webb, Richmond	1986, 87, 88, 89
Weber, Joe	1999, 2000, 01, 02
Webster, Jason	1996, 97, 98, 99
Webster, J.D.	1940, 41, 42
Weghorst, Allan (Manager)	1985
Weinert, Arthur	1900, 08
Weir, David (Trainer)	1987, 88
Weir, H.B.	1917
Weir, W.C.	1919, 20, 21
Weiss, Joe H.	1964, 65, 66
West, Bruce	1973, 74, 75
Welch, F. Barney	1942, 46, 47
Wellborn, Joseph H.	1963, 64, 65
Wells, Gaddy	1967
West, F.T.	1921
Wesley, Brian	2000
Wesley, Dexter	1990, 91, 92, 93
Wesson, T. Euell	1939, 40, 41
West, Donald E.	1964
Westbrook, Wm. A. (Manager)	1962
Westerberg, Tom (Manager)	1984
Westerfield, Ira Dan	1964, 65, 66
Weston, Sean	2000, 01, 02, 03
Whately, Richard E.	1963, 64, 65
Wheat, Shannon (Trainer)	1984, 85
Wheat, Wayne	1969
Wheeler, Lee (Manager)	1982, 83
Wheeler, Mark	1990, 91
Weisinger, Jeremy	1999
Whistler, Anthony (Trainer)	1997
Whittaker, Richard	2000, 01
White, Finis L.	1939
White, Joe R.	1937, 38, 39
White, Junior	1991, 92, 93, 94
White, Oscar M.	1945
White, Ryan	2004
Whitehead, Gary	1971, 72
Whitfield, Calvin	1984, 85, 86
Whitfield, John T.	1935, 36
Whitley, Taylor	1999, 2000, 01, 02
Whitmer, Ryan	2009
Whitmore, Jack	1967, 68, 69
Whittaker, Wray W.	1946, 47, 48, 49
Whitwell, Mike	1978, 79, 80, 81
Whyte, James A.	1910
Wiatrek, Tyler (Trainer)	2008
Wickerhan, James B.	1964
Wiebold, Bill	1971, 72
Wiley, J.E.	1943
Wilkerson, Grady	1973, 74, 75, 76
Wilkins, W. Taylor	1934, 35
Willenborg, James C.	1962, 63, 64
Williams, Andre	1993, 94, 95, 96
Williams, Anthony	1989, 90
Williams, Brandon (Trainer)	1995
Williams, Cedric	1993
Williams, Chris (Manager)	2004
Williams, Cody	2008, 09
Williams, Doug	1984, 85
Williams, Garrick	2008, 09, 10, 11
Williams, George	1939
Williams, Greg	1980, 81, 82
Williams, Jackie	1973, 74, 75
Williams, Jimmie	1980, 81, 82, 83
Williams, J. Maurice	1939
Williams, K.J.	2008, 09
Williams, Lee (Manager)	1995, 96
Williams, Michael	1975, 76, 77
Williams, Michael	1996, 97
Williams, Pat	1995, 96
Williams, Reggie	1973, 74
Williams, Robert H.	1941, 42
Williams, Sammy	1968
Williams, T.J.	1905
Williams, Vincent	2008, 09

Williams, W.B.	1931, 32
Williamson, Drew	2008
Willis, Nicholas W.	1934, 35
Willoughby, Jack (Manager)	1971
Wilson, E.S.	1916, 17, 18, 19
Wilson, Fay	1923, 24, 25
Wilson, Jeff	1997
Wilson, Matt	1984, 85, 86, 87
Wilson, Richard O.	1922, 23
Wilson, Robert	1988, 89, 90
Wilson, Roy D. (Trainer)	1963
Wilson, Sean	1987, 88, 89, 90
Wilson, T.F.	1920, 21, 22, 23
Wilson, W.W.	1924
Winkler, Andrew	1897, 98
Winkler, James C.	1945, 46, 47, 48
Winkler, Lawrence E.	1952, 53, 54
Winn, W.E.	1921
Withers, John	1982
Wolf, Herbert J.	1954, 55
Wolf, William M.	1930
Worlidge, Andrew	2010, 11
Wood, Frank M.	1939
Wood, Jeff	2008, 09
Wood, Joe	1966
Wood, Ken	2009, 10, 11
Wood, Kristen (Trainer)	1995
Woods, Jesse	2004
Woodard, George	1975, 76, 77, 79
Woodard, Mike (Trainer)	1976
Woods, Fred	2003
Woodfin, Jim (Manager)	1986, 87, 88
Woodland, Sully	1932, 33
Woodman, Cony N.	1904, 06
Woodman, James O.	1930
Woodman, V.W.	1925, 26
Woods, Jesse	2002
Woodside, Keith	1983, 85, 86, 87
Wooldridge, Toron	2002
Work, Chris	1988
Worthing, Evan E.	1901, 02
Wright, Anthony	2002
Wright, Charlie E.	1943, 46, 47, 48
Wright, Delvin	1997
Wright, Don	1977, 78
Wright, Fred G.t.	1935
Wright, James	1955, 56, 57
Wright, Larry	1973
Wright, R.C.	1943, 46
Wright, Richard H.	1932
Wright, Will	1979, 80, 81, 82
Wurzback, Mark	1984, 85, 86
Wyatt, Sherrod	1994, 96
Wylie, H.P.	1926
Wylie, Randy	1983, 84, 85

Y

Yates, Billy	1999, 2000, 01, 02
Yates, Paul T.	1944
Yeagain, C.W.	1944, 45
Yeoman, William F.	1945
Yocum, Gill	1971
Yoder, Chris	2004, 05, 06, 07
Young, Gary	1976
Young, Jacob	2003, 04
Young, Roy O.	1935, 36, 37
Young, Stephen	1997, 98, 99, 2000

Z

Zachery, James	1977, 78, 79
Zachry, Ben	1984, 85
Zapalac, Willie F.	1941, 42, 46
Zarafonitis, George H.	1928, 29
Zedler, Otto F. (Manager)	1916
Zuch, Howard W.	1951, 52

— TEXAS A&M's BOWL HISTORY (14-19) —

YEAR	BOWL	DATE	LOCATION	STADIUM	RESULT
2011	Texas	Dec. 31, 2011	Houston, Texas	Reliant Stadium	A&M33 Northwestern 22
2010	Cotton	Jan. 7, 2011	Arlington, Texas	Cowboys Stadium	LSU41 A&M 24
2009	Independence	Dec. 28, 2009	Shreveport, La.	Independence Stadium	Georgia44 A&M 20
2007	Alamo	Dec. 29, 2007	San Antonio, Texas	Alamodome	Penn State24 A&M 17
2006	Holiday	Dec. 28, 2006	San Diego, Calif.	Qualcomm Stadium	California45 A&M 10
2005	Cotton	Jan. 1, 2005	Dallas, Texas	Cotton Bowl	Tennessee38 A&M 7
2001	Houston	Dec. 28, 2001	Houston, Texas	Astrodome	A&M28 TCU 9
2000	Independence	Dec. 31, 2000	Shreveport, La.	Independence Stadium	Mississippi State43 OT A&M 41
1999	Sugar	Jan. 1, 1999	New Orleans, La.	Superdome	Ohio State24 A&M 14
1999	Alamo	Dec. 28, 1999	San Antonio, Texas	Alamodome	Penn State24 A&M 0
1998	Cotton	Jan. 1, 1998	Dallas, Texas	Cotton Bowl	UCLA29 A&M 23
1995	Alamo	Dec. 29, 1995	San Antonio, Texas	Alamodome	A&M22 Michigan 20
1994	Cotton	Jan. 1, 1994	Dallas, Texas	Cotton Bowl	Notre Dame24 A&M 21
1993	Cotton	Jan. 1, 1993	Dallas, Texas	Cotton Bowl	Notre Dame28 A&M 3
1992	Cotton	Jan. 1, 1992	Dallas, Texas	Cotton Bowl	Florida State10 A&M 2
1990	Holiday	Dec. 29, 1990	San Diego, Calif.	Jack Murphy Stadium	A&M65 BYU 14
1989	Sun	Dec. 30, 1989	El Paso, Texas	Sun Bowl	Pittsburgh31 A&M 28
1986	Cotton	Jan. 1, 1986	Dallas, Texas	Cotton Bowl	A&M36 Auburn 16
1988	Cotton	Jan. 1, 1988	Dallas, Texas	Cotton Bowl	A&M35 Notre Dame 10
1987	Cotton	Jan. 1, 1987	Dallas, Texas	Cotton Bowl	Ohio State28 A&M 12
1981	Independence	Dec. 12, 1981	Shreveport, La.	Fair Park Stadium	A&M33 Oklahoma State 16
1978	Hall of Fame	Dec. 20, 1978	Birmingham, Ala.	Legion Field	A&M28 Iowa State 12
1977	Bluebonnet	Dec. 31, 1977	Houston, Texas	Astrodome	USC47 A&M 28
1977	Sun	Jan. 2, 1977	El Paso, Texas	Sun Bowl	A&M37 Florida 14
1975	Liberty	Dec. 22, 1975	Memphis, Tenn.	Liberty Bowl	USC20 A&M 0
1968	Cotton	Jan. 1, 1968	Dallas, Texas	Cotton Bowl	A&M20 Alabama 16
1957	Gator	Dec. 27, 1957	Jacksonville, Fla.	Gator Bowl	Tennessee3 A&M 0
1950	Presidential Cup	Dec. 8, 1950	College Park, Md.	Byrd Stadium	A&M40 Georgia 20
1944	Orange	Jan. 1, 1944	Miami, Fla.	Orange Bowl	LSU19 A&M 14
1942	Cotton	Jan. 1, 1942	Dallas, Texas	Cotton Bowl	Alabama29 A&M 2 1
1941	Cotton	Jan. 1, 1941	Dallas, Texas	Cotton Bowl	A&M13 Fordham 12
1940	Sugar	Jan. 1, 1940	New Orleans, La.	Tulane Stadium	A&M14 Tulane 13
1922	Dixie Classic	Jan. 2, 1922	Dallas, Texas	Fair Park	A&M22 Centre College 14

HISTORY

A Centre College runner (dark jersey) is stopped on the A&M 1-yard line. A&M's T.F. "Puny" Wilson is No. 3 and Cap Murrah is No. 11. Wilson was the hero of the 1922 Dixie Classic, scoring two touchdowns and a safety as the Aggies posted a huge upset.



A&M IN RANKED-TEAM GAMES

2011

S 04	#8	A&M	NR	SMU	W	46-14
S 17	#9	A&M	NR	Idaho	W	37-7
S 24	#8	A&M	#7	Oklahoma St	L	29-30
O 01	#14	A&M	vs #18	Arkansas	L	38-42
O 08	#24	A&M	at NR	Texas Tech	W	45-40
O 15	#21	A&M	#20	Baylor	W	55-28
O 22	#17	A&M	at NR	Iowa St	W	33-17
O 29	#16	A&M	NR	Missouri (OT)	L	31-38
N 05	NR	A&M	at #7	Oklahoma	L	25-41
N 12	NR	A&M	at #17	Kansas St (4OT)	L	50-53

2010

O 09	NR	A&M	vs #11	Arkansas	L	17-24
O 16	NR	A&M	#21	Missouri	L	9-30
N 06	NR	A&M	vs #11	Oklahoma	W	33-19
N 13	#23	A&M	at NR	Baylor	W	42-30
N 20	#18	A&M	#9	Nebraska	W	9-6
N 25	#17	A&M	at NR	Texas	W	24-17
J 07	#17	A&M	vs #11	LSU	L	24-41

2009

O 10	NR	A&M	#15	Oklahoma St.	L	31-36
O 24	NR	A&M	at #21	Texas Tech	W	52-30
N 26	NR	A&M	#3	Texas	L	39-49

2008

O 04	NR	A&M	at #21	Oklahoma St	L	28-56
O 18	NR	A&M	#7	Texas Tech	L	25-43
N 08	NR	A&M	#6	Oklahoma	L	28-66
N 27	NR	A&M	at #4	Texas	L	9-49

2007

S 01	#25	A&M	NR	Montana St	W	38-7
S 08	#23	A&M	NR	Fresno St (3OT)	W	47-45
S 15	#25	A&M	NR	UL-Monroe	W	54-14
S 20	#20	A&M	at NR	Miami (Fla.)	L	17-34
O 27	NR	A&M	#12	Kansas	L	11-19
N 03	NR	A&M	at #5	Oklahoma	L	14-42
N 10	NR	A&M	at #7	Missouri	L	26-40
N 23	NR	A&M	#12	Texas	W	38-30

2006

O 14	NR	A&M	#19	Missouri	W	25-19
O 21	#25	A&M	at NR	Oklahoma St (OT)	W	34-33
O 28	#22	A&M	at NR	Baylor	W	31-21
N 04	#21	A&M	#18	Oklahoma	L	16-17
N 11	#24	A&M	NR	Nebraska	L	27-28
N 24	NR	A&M	at #11	Texas	W	12-7
D 28*	#21	A&M	vs #20	California	L	10-45

* Holiday Bowl, San Diego, Calif.

2005

S 03	#17	A&M	at NR	Clemson	L	24-25
N 25	NR	A&M	#2	Texas	L	29-40

2004

S 02	NR	A&M	at #19	Utah	L	21-41
O 16	#23	A&M	at #15	Oklahoma St.	W	36-20
O 23	#17	A&M	NR	Colorado (OT)	W	29-26
O 30	#17	A&M	at NR	Baylor (OT)	L	34-35
N 06	NR	A&M	#2	Oklahoma	L	35-42
N 13	#22	A&M	NR	Texas Tech (OT)	W	32-25
N 25	#22	A&M	at #5	Texas	L	13-26
J 01*	#20	A&M	#15	Tennessee	L	7-38

* Cotton Bowl, Dallas.

2003

S 18	NR	A&M	at #8	Virginia Tech	L	19-35
S 27	NR	A&M	#17	Pittsburgh	L	26-37
O 18	NR	A&M	at #14	Nebraska	L	12-48

ENTERING THE 2012 SEASON

Total Times Ranked 317

Times Ranked No. 1 7
(most recent Nov. 16, 1957)

Record as a ranked team 209-87-7

Weeks Ranked By Decade

1936-39 12	1960-69 2	1990-99	... 120
1940-49 22	1970-79 49	2000-09 30
1950-59 37	1980-89 33	2010-11 13

O 25	NR	A&M	#18	Oklahoma St.	L	10-38
N 08	NR	A&M	at #1	Oklahoma	L	0-77
N 28	NR	A&M	#6	Texas	L	15-46

2002

A 31	#23	A&M	NR	La.-Lafayette	W	31-7
S 07	#20	A&M	at NR	Pittsburgh	W	14-12
S 21	#19	A&M	#7	Virginia Tech	L	3-13
S 28	#24	A&M	NR	Louisiana Tech	W	31-3
O 05	#23	A&M	NR	Texas Tech (OT)	L	47-48
N 09	NR	A&M	#1	Oklahoma	W	30-26
N 29	NR	A&M	at #10	Texas	L	20-50

2001

O 06	#24	A&M	NR	Baylor	W	16-10
O 13	#25	A&M	at #20	Colorado	L	21-31
N 03	#24	A&M	at NR	Texas Tech	L	0-12
N 10	NR	A&M	at #3	Oklahoma	L	10-31
N 23	NR	A&M	#5	Texas	L	7-21

2000

S 04	#25	A&M	at NR	Notre Dame	L	10-24
O 28	NR	A&M	#10	Kansas State	W	26-10
N 04	#24	A&M	at NR	Oklahoma State	W	21-16
N 11	#23	A&M	#1	Oklahoma	L	31-35
N 24	#22	A&M	at #12	Texas	L	17-43

1999

S 04^	#7	A&M	vs NR	La. Tech	W	37-17
S 18	#7	A&M	NR	Tulsa	W	62-13
S 25	#5	A&M	NR	Southern Miss	W	23-6
O 2	#5	A&M	at NR	Texas Tech	L	19-21
O 09	#13	A&M	NR	Baylor	W	45-13
O 16	#11	A&M	NR	Kansas	W	34-17
O 23	#23	A&M	at NR	Oklahoma	L	6-51
O 30	#18	A&M	NR	Oklahoma State	W	21-3
N 06	#18	A&M	at #9	Nebraska	L	0-37
N 13	#23	A&M	at NR	Missouri	W	51-14
N 26	#17	A&M	#5	Texas	W	20-16
D 27*	#18	A&M	vs #13	Penn State	L	0-24

^ at Shreveport, La. * Alamo Bowl, San Antonio.

1998

A 31+	#14	A&M	vs #2	Florida St.	L	14-23
S 12	#18	A&M	NR	Louisiana Tech	W	28-7
S 19	#17	A&M	at NR	Southern Miss	W	24-6
S 26	#17	A&M	NR	North Texas	W	28-9
O 03	#18	A&M	at NR	Kansas	W	24-21
O 10	#18	A&M	#2	Nebraska	W	28-21
O 17	#10	A&M	at NR	Baylor	W	35-14
O 24	#8	A&M	#25	Texas Tech	W	17-10
O 31	#8	A&M	at NR	Oklahoma St.	W	17-6
N 07	#7	A&M	NR	Oklahoma	W	29-0
N 14	#6	A&M	#13	Missouri	W	17-14
N 27	#6	A&M	at NR	Texas	L	24-26
D 05^	#10	A&M	vs #2	Kansas St (2OT)	W	36-33
J 01*	#8	A&M	vs #3	Ohio State	L	24-14

+ Kickoff Classic, East Rutherford, N.J.

^ Big 12 Championship, St. Louis. * Sugar Bowl, New Orleans, La.

1997

S 27+	#18	A&M	vs NR	North Texas	W	36-10
O 04	#17	A&M	at #16	Colorado	W	16-10
O 11	#13	A&M	NR	Iowa State	W	56-17
O 18	#14	A&M	at #20	Kansas State	L	17-36
O 18	#20	A&M	at NR	Texas Tech	L	13-16
N 01	#25	A&M	#19	Oklahoma State (OT)	W	28-25
N 08	#21	A&M	NR	Baylor	W	38-10
N 15	#18	A&M	at NR	Oklahoma	W	51-7
N 28	#15	A&M	NR	Texas	W	27-16
D 06^	#14	A&M	vs #2	Nebraska	L	15-54
J 01*	#20	A&M	vs #5	UCLA	L	23-29

+ at Texas Stadium, Irving.

^ Big 12 Championship, San Antonio. * Cotton Bowl, Dallas.

1996

A 24	#12	A&M	at NR	BYU	L	37-41
S 14	#25	A&M	at NR	SW Louisiana	L	22-29
S 28	NR	A&M	#12	Colorado	L	10-24
O 19	NR	A&M	#19	Kansas State	L	20-23

1995

S 02	#3	A&M	NR	LSU	W	33-17
S 09	#3	A&M	open date			
S 16	#3	A&M	NR	Tulsa	W	52-9
S 23	#3	A&M	at #7	Colorado	L	21-29
S 30	#10	A&M	open date			
O 07	#8	A&M	at NR	Texas Tech	L	7-14
O 14	#22	A&M	NR	SMU	W	20-17
O 21	#22	A&M	at NR	Baylor	W	24-9
O 28	#19	A&M	NR	Houston	W	31-7
N 04	#17	A&M	open date			
N 09	#18	A&M	at NR	Rice	W	20-17
N 18	#15	A&M	NR	Middle Tenn. St.	W	56-14
N 25	#16	A&M	at NR	TCU	W	38-6
D 02	#16	A&M	#6	Texas	L	6-16
D 09	#19	A&M	open date			
D 29*	#19	A&M	vs #14	Michigan	W	22-20

* Alamo Bowl, San Antonio.

1994

S 03	#15	A&M	at NR	LSU	W	18-13
S 10	#16	A&M	#15	Oklahoma	W	36-14
S 17	#14	A&M	open date			
S 24	#12	A&M	NR	Southern Miss	W	41-17
O 01	#10	A&M	NR	Texas Tech	W	23-17
O 08	#10	A&M	at NR	Houston	W	38-7
O 15	#7	A&M	NR	Baylor	W	41-21
O 22	#6	A&M	NR	Rice	W	7-0
O 29^	#7	A&M	vs NR	SMU	T	21-21
N 05	#11	A&M	at NR	Texas	W	34-10
N 12	#9	A&M	at NR	Louisville	W	26-10
N 19	#9	A&M	NR	TCU	W	34-17
N 26	#8	A&M	open date			
D 03	#8	A&M	open date			

^ Alamodome, San Antonio.

1993

S 05	#5	A&M	NR	LSU	W	24-0
S 12	#5	A&M	at #17	Oklahoma	L	14-44
S 19	#16	A&M	NR	Missouri	W	73-0
S 26	#14	A&M	open date			
O 02	#14	A&M	at NR	Texas Tech	W	31-6
O 09	#14	A&M	NR	Houston	W	34-10
O 16	#13	A&M	at NR	Baylor	W	34-17
O 23	#11	A&M	at NR	Rice	W	38-10
O 30	#11	A&M	NR	SMU	W	37-13
N 06	#10	A&M	open date			
N 13	#11	A&M	#20	Louisville	W	42-7
N 20	#10	A&M	at NR	TCU	W	59-3
N 25	#8	A&M	NR	Texas	W	18-9
D 05	#7	A&M	open date			
J 01*	#7	A&M	vs #4	Notre Dame	L	21-24

* Cotton Bowl, Dallas.

1992

A 26	*7	A&M	*17	Stanford	W	10 - 7
S 05	*7	A&M	at NR	LSU	W	31 - 22
S 12	*7	A&M	NR	Tulsa	W	19 - 9
S 19	*5	A&M	at NR	Missouri	W	26 - 13
S 26	*5	A&M		<i>open date</i>		
O 03	*5	A&M	NR	Texas Tech	W	19 - 17
O 10	*5	A&M		<i>open date</i>		
O 17	*5	A&M	NR	Rice	W	35 - 9
O 24	*5	A&M	NR	Baylor	W	19 - 13
O 31	*5	A&M	at NR	SMU	W	41 - 7
N 07	*5	A&M	NR	Louisville	W	40 - 18
N 12	*4	A&M	at NR	Houston	W	38 - 30
N 21	*4	A&M	NR	TCU	W	37 - 10
N 26	*4	A&M	at NR	Texas	W	34 - 13
D 05	*4	A&M		<i>open date</i>		
J 01*	*4	A&M	vs *5	Notre Dame	L	3 - 28

* Cotton Bowl, Dallas.

1991

S 14	*20	A&M	NR	LSU	W	45 - 7
S 21	*15	A&M	at NR	Tulsa	L	34 - 35
O 05	*23	A&M	at NR	Texas Tech	W	37 - 14
O 12	*21	A&M		<i>open date</i>		
O 19	*19	A&M	at *16	Baylor	W	34 - 12
O 26	*13	A&M	NR	Houston	W	27 - 18
N 02	*12	A&M	at NR	Rice	W	38 - 21
N 07	*12	A&M	at NR	TCU	W	44 - 7
N 16	*13	A&M	NR	Arkansas	W	13 - 3
N 23	*12	A&M	NR	SMU	W	65 - 6
N 28	*10	A&M	NR	Texas	W	31 - 14
D 07	*9	A&M		<i>open date</i>		
J 01*	*9	A&M	vs *5	Florida State	L	2 - 10

* Cotton Bowl, Dallas.

1990

S 01	*13	A&M	at NR	Hawai'i	W	28 - 13
S 15	*12	A&M	NR	SW Louisiana	W	63 - 14
S 22	*12	A&M	NR	North Texas	W	40 - 8
S 29	*11	A&M	at NR	LSU	L	8 - 17
O 06	*19	A&M	NR	Texas Tech	W	28 - 24
O 13	*20	A&M	at *12	Houston	L	31 - 36
O 20	*25	A&M	NR	Baylor	T	20 - 20
D 01	NR	A&M	at *5	Texas	L	27 - 28
D 30*	NR	A&M	vs *13	BYU	W	65 - 14

* Holiday Bowl, San Diego, Calif.

1989

S 02	NR	A&M	*7	LSU	W	28 - 16
S 09	*15	A&M	at NR	Washington	L	6 - 19
S 16	*21	A&M	at NR	TCU	W	44 - 7
S 30	*22	A&M	NR	Southern Miss	W	31 - 14
O 07	*19	A&M	at NR	Texas Tech	L	24 - 27
O 14	NR	A&M	*8	Houston	W	17 - 13
O 21	*23	A&M	at NR	Baylor	W	14 - 11
O 28	*21	A&M	at NR	Rice	W	45 - 7
N 04	*20	A&M	NR	SMU	W	63 - 14
N 24	*14	A&M	*10	Arkansas	L	22 - 23
D 02	*16	A&M	NR	Texas	W	21 - 10
D 30*	*16	A&M	vs *23	Pittsburgh	L	28 - 31

* John Hancock Bowl, El Paso, Texas.

1988

A 27*	*10	A&M	vs *2	Nebraska	L	14 - 23
S 03	*11	A&M	at *17	LSU	L	0 - 27
S 24	NR	A&M	at *18	Oklahoma St.	L	15 - 52
N 12	NR	A&M	at *11	Arkansas	L	20 - 25
D 01	NR	A&M	*20	Alabama	L	10 - 30

^ Kickoff Classic, East Rutherford, N.J.

1987

S 05	*15	A&M	*6	LSU	L	3 - 17
S 19	NR	A&M	*10	Washington	W	29 - 12
S 26	*16	A&M	at NR	Southern Miss	W	27 - 14
O 03	*15	A&M	at NR	Texas Tech	L	21 - 27
N 14	*19	A&M	*20	Arkansas	W	14 - 0
N 21	*16	A&M	at NR	TCU	W	42 - 23
N 26	*15	A&M	NR	Texas	W	20 - 13
J 01*	*15	A&M	vs *13	Notre Dame	W	35 - 10

* Cotton Bowl, Dallas.

1986

S 13	*7	A&M	at *14	LSU	L	17 - 35
S 20	*16	A&M	NR	N. Texas State	W	48 - 28
S 27	*14	A&M	NR	Southern Miss	W	16 - 3
O 04	*14	A&M	NR	Texas Tech	W	45 - 8
O 11	*14	A&M	at NR	Houston	W	19 - 7
O 18	*11	A&M	*20	Baylor	W	31 - 30
O 25	*10	A&M	NR	Rice	W	45 - 10
N 01	*10	A&M	at NR	SMU	W	39 - 35
N 15	*7	A&M	at *17	Arkansas	L	10 - 14
N 22	*13	A&M	NR	TCU	W	74 - 10
N 27	*10	A&M	at NR	Texas	W	16 - 3
J 01*	*8	A&M	vs *11	Ohio State	L	12 - 28

* Cotton Bowl, Dallas.

1985

S 14	NR	A&M	at *20	Alabama	L	10 - 23
O 19	NR	A&M	at *14	Baylor	L	13 - 20
N 02	NR	A&M	*19	SMU	W	19 - 17
N 16*	NR	A&M	at *9	Arkansas	W	10 - 6
N 23	*19	A&M	at NR	TCU	W	53 - 6
N 28	*15	A&M	*18	Texas	W	42 - 10
J 01*	*11	A&M	*16	Auburn	W	36 - 16

^ at Little Rock. * Cotton Bowl, Dallas.

1984

N 03	NR	A&M	at *19	SMU	L	20 - 28
N 24	NR	A&M	*17	TCU	W	35 - 21
D 01	NR	A&M	at *13	Texas	W	37 - 12

1983

O 29	NR	A&M	*10	SMU	L	7 - 10
N 25	NR	A&M	*2	Texas	L	13 - 45

1982

O 30	NR	A&M	at *4	SMU	L	9 - 47
N 13	NR	A&M	at *10	Arkansas	L	0 - 35
N 25	NR	A&M	at *14	Texas	L	16 - 53

1981

O 31	NR	A&M	*13	SMU	L	7 - 27
N 14	NR	A&M	*16	Arkansas	L	7 - 10
N 26	NR	A&M	*7	Texas	L	13 - 21

1980

S 13	NR	A&M	at *12	Georgia	L	0 - 42
S 20	NR	A&M	*11	Penn State	L	9 - 25
O 18	NR	A&M	*13	Baylor	L	7 - 46
N 01	NR	A&M	at *19	SMU	L	0 - 27

1979

S 08*	*14	A&M	vs NR	BYU	L	17 - 18
S 22	NR	A&M	at *6	Penn State	W	27 - 14
O 13	NR	A&M	*7	Houston	L	14 - 17
N 17	NR	A&M	*9	Arkansas	L	10 - 22
D 01	NR	A&M	*6	Texas	W	13 - 7

^ at Houston.

1978

S 09	*16	A&M	at NR	Kansas	W	37 - 10
S 23	*9	A&M	at NR	Boston College	W	37 - 2
S 30	*8	A&M	NR	Memphis State	W	58 - 0
O 07	*7	A&M	NR	Texas Tech	W	38 - 9
O 14	*6	A&M	at *17	Houston	L	0 - 33
O 21	*12	A&M	NR	Baylor	L	6 - 24
N 18	NR	A&M	at *13	Arkansas	L	7 - 26
D 01	NR	A&M	at *14	Texas	L	7 - 22
D 20*	NR	A&M	vs *19	Iowa State	W	28 - 12

* Hall of Fame Bowl, Birmingham, Ala.

1977

S 10	*9	A&M	NR	Kansas	W	28 - 14
S 17	*7	A&M	at NR	Virginia Tech	W	27 - 6
S 24	*6	A&M	at *7	Texas Tech	W	33 - 17
O 01	*5	A&M	at *3	Michigan	L	3 - 41
O 15	*13	A&M	at NR	Baylor	W	38 - 31
O 22	*12	A&M	at NR	Rice	W	28 - 14
O 29	*12	A&M	NR	SMU	W	38 - 21
N 12	*11	A&M	*8	Arkansas	L	20 - 26
N 19	*14	A&M	at NR	TCU	W	52 - 23
N 25	*12	A&M	*1	Texas	L	28 - 57
D 03	*17	A&M	NR	Houston	W	27 - 7
D 31*	*17	A&M	vs *20	USC	L	28 - 47

* Bluebonnet Bowl, Houston.

1976

S 11	*14	A&M	NR	Virginia Tech	W	19 - 0
S 18	*11	A&M	NR	Kansas State	W	34 - 14
S 25	*9	A&M	at NR	Houston	L	10 - 21
O 09	*17	A&M	*15	Texas Tech	L	16 - 27
N 13	*17	A&M	at *14	Arkansas	W	31 - 10
N 20	*11	A&M	NR	TCU	W	59 - 10
N 26	*11	A&M	at NR	Texas	W	27 - 3
J 03*	*10	A&M	vs NR	Florida	W	37 - 14

* Sun Bowl, El Paso, Texas.

1975

S 13	*9	A&M	NR	Ole Miss	W	7 - 0
S 20	*11	A&M	at NR	LSU	W	39 - 8
S 27	*8	A&M	NR	Illinois	W	43 - 13
O 04	*6	A&M	at NR	Kansas State	W	10 - 0
O 11	*6	A&M	at NR	Texas Tech	W	38 - 9
O 18	*5	A&M	at NR	TCU	W	14 - 6
O 25	*5	A&M	NR	Baylor	W	19 - 10
N 08	*4	A&M	NR	SMU	W	36 - 3
N 15	*3	A&M	at NR	Rice	W	33 - 14
N 29	*2	A&M	*5	Texas	W	20 - 10
D 06	*2	A&M	at *18	Arkansas	L	6 - 31
D 20*	*6	A&M	vs NR	USC	L	0 - 20

* Liberty Bowl, Memphis, Tenn.

1974

S 14	*20	A&M	NR	Clemson	W	24 - 0
S 21	*12	A&M	at *7	LSU	W	21 - 14
S 28	*9	A&M	at NR	Washington	W	28 - 15
O 05	*5	A&M	at NR	Kansas	L	10 - 28
O 12	*16	A&M	*7	Texas Tech	W	28 - 7
O 19	*8	A&M	NR	TCU	W	17 - 0
O 26	*8	A&M	at NR	Baylor	W	20 - 0
N 02	*8	A&M	NR	Arkansas	W	20 - 10
N 09	*5	A&M	at NR	SMU	L	14 - 18
N 16	*10	A&M	NR	Rice	W	37 - 7
N 29	*8	A&M	at *17	Texas	L	3 - 32

1973

S 22	NR	A&M	at *11	LSU	L	23 - 28
N 22	NR	A&M	*11	Texas	L	13 - 42

1972

S 16	NR	A&M	at *9	Nebraska	L	7 - 37
S 23	NR	A&M	at *9	LSU	L	17 - 42
N 04	NR	A&M	*20	Arkansas	W	10 - 7
N 24	NR	A&M	at *6	Texas	L	3 - 38

1971

S 25	NR	A&M	at *1	Nebraska	L	7 - 34
O 30	NR	A&M	at *8	Arkansas	W	17 - 9
N 25	NR	A&M	*12	Texas	L	14 - 34

1970

S 19	NR	A&M	at *12	LSU	W	20 - 18
S 26	NR	A&M	at *1	Ohio State	L	13 - 56
O 03	NR	A&M	at *8	Michigan	L	10 - 14
O 31	NR	A&M	*8	Arkansas	L	6 - 45
N 26	NR	A&M	at *1	Texas	L	14 - 52

1969

N 01	NR	A&M	at #4	Arkansas	L	13 - 35
N 27	NR	A&M	#1	Texas	L	12 - 49

1968

S 21	#13	A&M	at #18	LSU	L	12 - 13
O 05	#17	A&M	at NR	Florida State	L	14 - 20
N 02	NR	A&M	#17	Arkansas	L	22 - 25
N 28	NR	A&M	at #6	Texas	L	14 - 35

1967

J 01*	NR	A&M	vs #8	Alabama	W	20 - 16
<i>* Cotton Bowl, Dallas.</i>						

1966

O 29	NR	A&M	#9	Arkansas	L	0 - 34
------	----	-----	----	----------	---	--------

1965

S 18	NR	A&M	at #8	LSU	L	0 - 10
O 30	NR	A&M	at #2	Arkansas	L	0 - 31

1964

O 31	NR	A&M	#4	Arkansas	L	0 - 17
N 26	NR	A&M	at #5	Texas	L	7 - 26

1963

N 28	NR	A&M	#1	Texas	L	13 - 15
------	----	-----	----	-------	---	---------

1962

S 22	NR	A&M	at #5	LSU	L	0 - 21
N 03	NR	A&M	#8	Arkansas	L	7 - 17
N 22	NR	A&M	at #4	Texas	L	3 - 13

1961

N 23	NR	A&M	#5	Texas	L	0 - 25
------	----	-----	----	-------	---	--------

1960

O 22	NR	A&M	at #7	Baylor	L	0 - 14
O 29	NR	A&M	at #12	Arkansas	L	3 - 7
N 12	NR	A&M	at #16	Rice	L	14 - 21

1959

S 19	NR	A&M	at #19	Michigan St.	W	9 - 7
O 31	NR	A&M	at #17	Arkansas	L	7 - 12
N 26	NR	A&M	#4	Texas	L	17 - 20

1958

S 20	#20	A&M	NR	Texas Tech	L	14 - 15
O 18	NR	A&M	#20	TCU	L	8 - 24
N 08	NR	A&M	at #20	SMU	L	0 - 33

1957

S 21^	#2	A&M	vs NR	Maryland	W	21 - 13
S 28	#2	A&M	NR	Texas Tech	W	21 - 0
O 05	#5	A&M	at NR	Missouri	W	28 - 0
O 12	#3	A&M	NR	Houston	W	28 - 6
O 19	#3	A&M	at NR	TCU	W	7 - 6
O 26	#2	A&M	at NR	Baylor	W	14 - 0
N 02	#1	A&M	at #11	Arkansas	W	7 - 6
N 09	#1	A&M	NR	SMU	W	19 - 6

N 16	#1	A&M	at #20	Rice	L	6 - 7
N 28	#4	A&M	NR	Texas	L	7 - 9
D 31*	#8	A&M	vs #13	Tennessee	L	0 - 3
<i>* at Dallas. * Gator Bowl, Jacksonville, Fla.</i>						

1956

S 22	#9	A&M	NR	Villanova	W	19 - 0
S 29	#11	A&M	at NR	LSU	W	9 - 6
O 06	#11	A&M	NR	Texas Tech	W	40 - 7
O 13	#9	A&M	at NR	Houston	T	14 - 14
O 20	#14	A&M	#4	TCU	W	7 - 6
O 27	#7	A&M	#8	Baylor	W	19 - 13
N 03	#5	A&M	NR	Arkansas	W	27 - 0
N 10	#5	A&M	at NR	SMU	W	33 - 7
N 17	#5	A&M	at NR	Rice	W	21 - 7
N 29	#4	A&M	at NR	Texas	W	34 - 21

1955

S 17	NR	A&M	at #1	UCLA	L	0 - 21
S 24	NR	A&M	at #16	LSU	W	28 - 0
O 15	#19	A&M	at #7	TCU	W	19 - 16
O 22	#12	A&M	at #16	Baylor	W	19 - 7
O 29	#11	A&M	at NR	Arkansas	T	7 - 7
N 05	#12	A&M	NR	SMU	W	13 - 2
N 12	#9	A&M	at NR	Rice	W	20 - 12
N 24	#8	A&M	NR	Texas	L	6 - 21

1954

S 18	NR	A&M	#19	Texas Tech	L	9 - 41
O 30	NR	A&M	#4	Arkansas	L	7 - 14

1953

O 03	NR	A&M	#18	Georgia	W	14 - 12
O 24	#15	A&M	at #6	Baylor	L	13 - 14
N 14	NR	A&M	at #16	Rice	L	7 - 34
N 26	NR	A&M	#11	Texas	L	12 - 21

1952

S 27	NR	A&M	at #1	Michigan St.	L	6 - 48
N 27	NR	A&M	at #10	Texas	L	12 - 32

1951

S 30	#6	A&M	at NR	UCLA	W	21 - 14
O 06	#10	A&M	NR	Texas Tech	W	20 - 7
O 13	#4	A&M	#11	Oklahoma	W	14 - 7
O 20	#6	A&M	at NR	TCU	L	14 - 20
O 27	#16	A&M	at #7	Baylor	T	21 - 21
N 03	#18	A&M	at NR	Arkansas	L	21 - 33
N 29	NR	A&M	#16	Texas	W	22 - 21

1950

S 30	NR	A&M	at #6	Oklahoma	L	28 - 34
O 28	#13	A&M	NR	Baylor	L	20 - 27
N 11	NR	A&M	at #7	SMU	W	25 - 20
N 18	#12	A&M	at NR	Rice	L	13 - 21
N 30	NR	A&M	#5	Texas	L	0 - 17

1949

O 22	NR	A&M	#11	Baylor	L	0 - 21
N 05	NR	A&M	#9	SMU	T	27 - 27
N 12	NR	A&M	#7	Rice	L	0 - 13

1948

N 06	NR	A&M	at #8	SMU	L	14 - 20
------	----	-----	-------	-----	---	---------

1947

N 08	NR	A&M	#3	SMU	L	0 - 13
N 29	NR	A&M	#7	Texas	L	13 - 32

1946

N 16	NR	A&M	#14	Rice	L	10 - 27
N 28	NR	A&M	at #20	Texas	L	7 - 24

1945

O 13	#17	A&M	at NR	LSU	L	12 - 31
N 29	NR	A&M	#10	Texas	L	10 - 20

1943

O 16	#18	A&M	at NR	TCU	W	13 - 0
O 23	#13	A&M	NR	NTAC	T	0 - 0
O 30	#19	A&M	at NR	Arkansas	W	13 - 0
N 06	#16	A&M	NR	SMU	W	22 - 0
N 13	#14	A&M	at NR	Rice	W	20 - 0
N 25	#16	A&M	#12	Texas	L	13 - 27

1942

O 17	NR	A&M	#17	TCU	L	2 - 7
N 26	NR	A&M	at #18	Texas	L	6 - 12

1941

O 18	#14	A&M	at NR	TCU	W	14 - 0
O 25	#9	A&M	NR	Baylor	W	48 - 0
N 01	#5	A&M	at NR	Arkansas	W	7 - 0
N 08	#5	A&M	NR	SMU	W	21 - 10
N 15	#4	A&M	at NR	Rice	W	19 - 6
N 27	#2	A&M	#10	Texas	L	0 - 23
D 05	#9	A&M	#19	Wash. State	W	7 - 0
J 01*	#9	A&M	vs #20	Alabama	L	21 - 29
<i>* Cotton Bowl, Dallas.</i>						

1940

O 19	#2	A&M	NR	TCU	W	21 - 7
O 26	#4	A&M	at NR	Baylor	W	14 - 7
N 02	#5	A&M	NR	Arkansas	W	17 - 0
N 09	#4	A&M	at #14	SMU	W	19 - 7
N 16	#3	A&M	NR	Rice	W	25 - 0
N 28	#2	A&M	at NR	Texas	L	0 - 7
J 01*	#6	A&M	vs #12	Fordham	W	13 - 12
<i>* Cotton Bowl, Dallas.</i>						

1939

O 21	#9	A&M	at NR	TCU	W	20 - 6
O 28	#5	A&M	NR	Baylor	W	20 - 0
N 04	#5	A&M	at NR	Arkansas	W	27 - 0
N 11	#2	A&M	#13	SMU	W	6 - 2
N 18	#2	A&M	at NR	Rice	W	19 - 0
N 30	#1	A&M	NR	Texas	W	20 - 0
J 01*	#1	A&M	vs #5	Tulane	W	14 - 13
<i>* Sugar Bowl, New Orleans, La.</i>						

1938

O 22	NR	A&M	at #17	Baylor	T	6 - 6
------	----	-----	--------	--------	---	-------

1937

O 23	#13	A&M	#18	Baylor	L	0 - 13
O 30	NR	A&M	at #20	Arkansas	L	13 - 26
N 13	NR	A&M	at #15	Rice	T	6 - 6

1936

O 24	#14	A&M	at NR	Baylor	T	0 - 0
N 14	#15	A&M	at NR	San Francisco	W	38 - 14
N 17	#15	A&M	at NR	Utah	W	20 - 7
N 21	#14	A&M	at NR	Centenary	L	0 - 3

A&M vs. RANKED OPPONENTS

Associated Press poll, since 1936

AP NO. 1 (1-10)

Nov. 8, 2003	Oklahoma	L	0-77
Nov. 9, 2002	Oklahoma	W	30-26
Nov. 11, 2000	Oklahoma	L	31-35
Nov. 26, 1977	Texas	L	28-57
Sept. 25, 1971	at Nebraska	L	7-34
Nov. 26, 1970	at Texas	L	14-52
Sept. 26, 1970	at Ohio State	L	13-56
Nov. 27, 1969	Texas	L	12-49
Nov. 27, 1963	Texas	L	13-15
Sept. 17, 1955	at UCLA	L	0-21
Oct. 11, 1952	at Michigan State	L	6-48

AP NO. 2 (2-7)

Nov. 5, 2005	Texas	L	29-40
Nov. 6, 2004	Oklahoma	L	35-42
Dec. 5, 1998	vs Kansas State (207)	W	36-33 <i>(Big 12 Championship, St. Louis)</i>
Oct. 10, 1998	vs Nebraska	W	28-21
Aug. 31, 1998	vs Florida State	L	14-23 <i>(Kickoff Classic, East Rutherford, N.J.)</i>
Dec. 6, 1997	vs Nebraska	L	15-54 <i>(Big 12 Championship, San Antonio)</i>
Aug. 27, 1988	vs Nebraska	L	14-23 <i>(Kickoff Classic, East Rutherford, N.J.)</i>
Nov. 26, 1983	Texas	L	13-45
Oct. 30, 1965	at Arkansas	L	0-31

AP NO. 3 (0-4)

Nov. 26, 2009	Texas	L	39-49
Nov. 10, 2001	at Oklahoma	L	10-31
Jan. 1, 1999	vs Ohio State	L	24-14 <i>(Sugar Bowl, New Orleans, La.)</i>
Oct. 1, 1977	at Michigan	L	3-41

AP NO. 4 (1-7)

Nov. 27, 2008	at Texas	L	9-49
Jan. 1, 1994	vs Notre Dame	L	21-24 <i>(Cotton Bowl, Dallas)</i>
Oct. 30, 1982	at SMU	L	9-47
Nov. 1, 1969	at Arkansas	L	13-35
Oct. 31, 1964	Arkansas	L	0-17
Nov. 22, 1962	at Texas	L	3-13
Nov. 26, 1959	Texas	L	17-20
Oct. 20, 1956	TCU	W	7-6

AP NO. 5 (3-10)

Nov. 3, 2007	at Oklahoma	L	14-42
Nov. 25, 2004	at Texas	L	13-26
Nov. 23, 2001	Texas	L	7-21
Nov. 26, 1999	Texas	W	20-16
Jan. 1, 1998	vs UCLA	L	23-29 <i>(Cotton Bowl, Dallas)</i>
Jan. 1, 1993	vs Notre Dame	L	3-28 <i>(Cotton Bowl, Dallas)</i>
Jan. 1, 1992	vs Florida State	L	2-10 <i>(Cotton Bowl, Dallas)</i>
Dec. 1, 1990	at Texas	L	27-28
Nov. 28, 1975	Texas	W	20-10
Nov. 26, 1964	at Texas	L	7-26
Sept. 22, 1962	at LSU	L	0-21
Nov. 23, 1961	Texas	L	0-25
Jan. 1, 1940	vs Tulane	W	14-13 <i>(at New Orleans, La.)</i>

HIGHEST-RANKED OPPONENTS BEATEN

Nov. 9, 2002	*1 Oklahoma	W	30-26
Nov. 26, 1999	*5 Texas	W	20-16
Oct. 10, 1998	*2 Nebraska	W	28-21
Dec. 5, 1998	*2 Kansas State (207)	W	36-33 <i>(Big 12 Championship, St. Louis)</i>
Nov. 28, 1975	*5 Texas	W	20-10
Oct. 20, 1956	*4 TCU	W	7-6
Jan. 1, 1940	vs *5 Tulane	W	14-13 <i>(at New Orleans, La.)</i>

HIGHEST-RANKED ROAD WIN

Sept. 22, 1979	at *6 Penn State	W	27-14
----------------	------------------	---	-------

RECENT TOP-10 WINS AT HOME

Nov. 20, 2010	*9 Nebraska	W	9-6
Nov. 9, 2002	*1 Oklahoma	W	30-26
Oct. 28, 2000	*10 Kansas State	W	26-10
Nov. 26, 1999	*5 Texas	W	20-16
Oct. 10, 1998	*2 Nebraska	W	28-21
Oct. 14, 1989	*8 Houston	W	17-13



A&M vs. AP TOP-10 OPPONENTS (22-63)

Nov. 5, 2011	at *7 Oklahoma	L	25-41
Sept. 24, 2011	*7 Oklahoma St	L	29-30
Nov. 20, 2010	*9 Nebraska	W	9-6
Nov. 26, 2009	*3 Texas	L	39-49
Nov. 27, 2008	at *4 Texas	L	9-49
Nov. 8, 2008	*6 Oklahoma	L	28-66
Oct. 18, 2008	*7 Texas Tech	L	25-43
Nov. 10, 2007	at *7 Missouri	L	26-40
Nov. 3, 2007	at *3 Oklahoma	L	14-42
Nov. 25, 2005	*2 Texas	L	29-40
Nov. 25, 2004	at *5 Texas	L	13-26
Nov. 6, 2004	*2 Oklahoma	L	35-42
Nov. 28, 2003	*6 Texas	L	15-46
Nov. 8, 2003	at *1 Oklahoma	L	0-77
Sept. 18, 2003	at *8 Virginia Tech	L	19-35
Nov. 29, 2002	at *10 Texas	L	20-50
Nov. 9, 2002	*1 Oklahoma	W	30-26
Sept. 21, 2002	*7 Virginia Tech	L	3-13
Nov. 23, 2001	at *5 Texas	L	7-21
Nov. 10, 2001	at *3 Oklahoma	L	10-31
Nov. 11, 2000	*1 Oklahoma	L	31-35
Oct. 28, 2000	*10 Kansas State	W	26-10
Nov. 26, 1999	*5 Texas	W	20-16
Jan. 1, 1999	vs *3 Ohio State	L	24-14
Dec. 5, 1998	vs *2 Kansas State	W	36-33
Oct. 10, 1998	*2 Nebraska	W	28-21
Aug. 31, 1998	vs *2 Florida State	L	14-23
Jan. 1, 1998	vs *5 UCLA	L	23-29
Dec. 6, 1997	vs *2 Nebraska	L	15-54
Dec. 2, 1995	*6 Texas	L	6-16
Sept. 23, 1995	at *7 Colorado	L	21-29
Jan. 1, 1994	vs *4 Notre Dame	L	21-24



Nov. 20, 2010
9-6 WIN OVER NEBRASKA

Jan. 1, 1993	vs *5 Notre Dame	L	3-28
Jan. 1, 1992	vs *5 Florida State	L	2-10
Dec. 1, 1990	at *5 Texas	L	27-28
Nov. 24, 1989	*10 Arkansas	L	22-23
Oct. 14, 1989	*8 Houston	W	17-13
Sept. 2, 1989	*7 LSU	W	28-16
Aug. 27, 1988	vs *2 Nebraska	L	14-23
Sept. 19, 1987	*10 Washington	W	29-12
Sept. 5, 1987	*6 LSU	L	3-17
Nov. 16, 1985	*9 Arkansas	W	10-6
Nov. 26, 1983	*2 Texas	L	13-45
Oct. 30, 1982	at *4 SMU	L	9-47
Nov. 26, 1981	*7 Texas	L	13-21

Dec. 1, 1979	*6 Texas	W	13-7
Nov. 17, 1979	*9 Arkansas	L	10-22
Oct. 13, 1979	*6 Houston	L	14-17
Sept. 22, 1979	at *6 Penn State	W	27-14
Nov. 26, 1977	*1 Texas	L	28-57
Nov. 13, 1977	*8 Arkansas	L	20-26
Oct. 1, 1977	at *3 Michigan	L	3-41
Sept. 24, 1977	at *7 Texas Tech	W	33-17
Nov. 28, 1975	*5 Texas	W	20-10
Oct. 12, 1974	*7 Texas Tech	W	28-7
Sept. 21, 1974	at *7 LSU	W	21-14
Nov. 23, 1972	at *6 Texas	L	3-38
Sept. 23, 1972	at *9 LSU	L	17-42

Sept. 16, 1972	at *9 Nebraska	L	7-37
Oct. 30, 1971	at *8 Arkansas	W	17-9
Sept. 25, 1971	at *1 Nebraska	L	7-34
Nov. 26, 1970	at *1 Texas	L	14-52
Oct. 31, 1970	*8 Arkansas	L	6-45
Oct. 3, 1970	at *8 Michigan	L	10-14
Sept. 26, 1970	at *1 Ohio State	L	13-56
Nov. 27, 1969	*1 Texas	L	12-49
Nov. 1, 1969	at *4 Arkansas	L	13-35
Nov. 28, 1968	at *6 Texas	L	14-35
Jan. 1, 1968	vs *8 Alabama	W	20-16
Oct. 29, 1966	*9 Arkansas	L	0-34
Oct. 30, 1965	at *2 Arkansas	L	0-31
Sept. 18, 1965	at *8 LSU	L	0-10
Nov. 26, 1964	at *5 Texas	L	7-26
Oct. 31, 1964	*4 Arkansas	L	0-17
Nov. 27, 1963	*1 Texas	L	13-15
Nov. 22, 1962	at *4 Texas	L	3-13
Nov. 3, 1962	*8 Arkansas	L	7-17
Sept. 22, 1962	at *5 LSU	L	0-21
Nov. 23, 1961	*5 Texas	L	0-25
Oct. 22, 1960	at *7 Baylor	L	0-14
Nov. 26, 1959	*4 Texas	L	17-20
Oct. 27, 1956	at *8 Baylor	W	19-13
Oct. 20, 1956	at *4 TCU	W	7-6
Oct. 15, 1955	at *7 TCU	W	19-16
Sept. 17, 1955	at *1 UCLA	L	0-2
Oct. 11, 1952	at *1 Michigan State	L	6-48
Nov. 22, 1941	at *10 Texas	L	0-23
Nov. 28, 1940	at *10 Texas	L	0-7
Jan. 1, 1940	at *5 Tulane	W	14-13

TEXAS A&M[®] 2012 FOOTBALL



◀ Aggie quarterback Ryan Tannehill, with his wife, Lauren, was the No. 8 overall selection in 2012 NFL Draft.

▼ Tannehill with (L-R) Miami Dolphins GM Jeff Ireland, Dolphins Chairman of the Board Stephen M. Ross.



I
N
T
H
E
P
R
O
S



NEW COACH. NEW CONFERENCE. SAME 12TH MAN.

AGGIES ON NFL ROSTERS (31)

as of June 2012

PLAYER POSITION YRS LETTERED



ARIZONA CARDINALS

Cyril Obiozor DE 2005, 06, 07, 08



BALTIMORE RAVENS

Danny Gorrer DB 2005, 06, 07, 08



BUFFALO BILLS

Garrick Williams LB 2008, 09, 10, 11



CAROLINA PANTHERS

Ron Edwards DT 1997, 98, 99, 00
Geoff Hangartner G 2002, 03, 04
Jordan Pugh S 2006, 07, 08, 09



DALLAS COWBOYS

Ben Bass DE 2008, 10, 11
Stephen McGee QB 2005, 06, 07, 08
Lionel Smith DB 2009, 10, 11



DETROIT LIONS

Don Muhlbach LS 2002, 03

AGGIES ON NFL COACHING STAFFS (7)



CINCINNATI BENGALS

Kyle Caskey
Offensive Quality Control / Assistant OL



GREEN BAY PACKERS

Jerry Fontenot
Tight Ends
1985, 86, 87, 88

Shawn Slocum
Special Teams Coordinator
1984



HOUSTON TEXANS

Gary Kubiak
Head Coach
1980, 81, 82



MIAMI DOLPHINS

Dan Campbell
Tight Ends
1995, 96, 97, 98



OAKLAND RAIDERS

Dennis Allen
Head Coach
1992, 93, 94, 95

Johnny Holland
Linebackers
1983, 84, 85, 86

PLAYER POSITION YRS LETTERED



TAMPA BAY BUCCANEERS

Michael Bennett DL 2005, 06, 07, 08



TENNESSEE TITANS

Kevin Matthews C 2006, 07, 08, 09



DENVER BRONCOS

Coryell Judie CB 2010, 11
Von Miller SLB 2007, 08, 09, 10
Cyril Obiozor DE 2005, 06, 07, 08
Ty Warren DT 1999, 2000, 01, 02



KANSAS CITY CHIEFS

Cyrus Gray RB 2008, 09, 10, 11
Luke Patterson DL 2007, 08, 09, 10



OAKLAND RAIDERS

Mike Goodson RB 2006, 07, 08
Shane Lechler P 1996, 97, 98, 99



SAN DIEGO CHARGERS

Eddie Brown DL 2008, 09, 10, 11

PLAYER POSITION YRS LETTERED



HOUSTON TEXANS

Randy Bullock PK 2008, 09, 10, 11
Cody Wallace C 2005, 06, 07



MIAMI DOLPHINS

Jeff Fuller WR 2008, 09, 10, 11
Ryan Tannehill QB 2008, 09, 10, 11



NEW YORK GIANTS

Martellus Bennett TE 2005, 06, 07

PLAYER POSITION YRS LETTERED



PITTSBURGH STEELERS

Terrence Frederick DB 2008, 09, 10, 11
Jerrod Johnson QB 2007, 08, 09, 10
Jamie McCoy TE 2008, 09



SAN FRANCISCO 49ERS

Tony Jerod-Eddie DT 2008, 09, 10, 11



SEATTLE SEAHAWKS

Red Bryant DE 2004, 05, 06, 07

ALL-TIME AGGIE PROS



SAM ADAMS

A

- ADAMS, SAM (DL)**
Seattle Seahawks (1994-99)
Baltimore Ravens (2000-02)
Buffalo Bills (2003-05)
Cincinnati Bengals (2006)
Denver Broncos (2007)
- ALEX, KEITH (OL)**
Atlanta Falcons (1993-94)
Minnesota Vikings (1995)
- ALEXANDER, JOE (OG)**
New York Giants (1928)
- ALLEN, GRADY (LB)**
Atlanta Falcons (1969-72)
- ALLEN, MATT (OL)**
Tampa Bay Buccaneers (2011)
- ALLISON, JIM (E)**
New York Giants (1928)
- ANTHONY, CORNELIUS (LB)**
San Francisco 49ers (2002-03)
- ARMSTRONG, ADGER (RB)**
Houston Oilers (1980-82)
Tampa Bay Buccaneers (1983-85)
- ARMSTRONG, ANTONIO (LB)**
San Francisco 49ers (1995)
- ARTHUR, MIKE (OL)**
Cincinnati Bengals (1991-93)
New England Patriots (1993-94)
Green Bay Packers (1995-96)

B

- BALDWIN, KEITH (DL)**
Cleveland Browns (1982-85)
San Diego Chargers (1987-88)
Los Angeles Raiders (1988)
- BEN BASS (DE)**
Dallas Cowboys (2012-present)

- BAUTOVICH, WES (SS)**
New York Jets (2003-08)
- BATES, PATRICK (DB)**
Los Angeles Raiders (1993-94)
Atlanta Falcons (1996-97)
- BEAN, BUBBA (RB)**
Atlanta Falcons (1976-80)
- BECK, KEN (T)**
Green Bay Packers (1959-60)
- BENNETT, MARTELLUS (TE)**
Dallas Cowboys (2008-11)
New York Giants (2012-present)
- BENNETT, MICHAEL (DL)**
Seattle Seahawks (2009)
Tampa Bay Buccaneers (2009-present)
- BERNARD, ROCKY (DL)**
Seattle Seahawks (2002-08)
New York Giants (2009-11)



ROCKY BERNARD

- BERNSTINE, ROD (RB)**
San Diego Chargers (1987-92)
Denver Broncos (1993-95)
- BOB, ADAM (LB)**
New York Jets (1989)
- BRADLEY, ROYLIN (LB)**
New Orleans Saints (2002)
- BRANTLY, JUSTIN (P)**
Houston Texans (2009)
- BREDDING, ED (LB)**
Washington Redskins (1967-68)
- BRITT, RANKIN (E)**
Philadelphia Eagles (1939)
- BROOKS, CHET (DB)**
San Francisco 49ers (1988-90)
- BROOKS, JAY (DB)**
New York Jets (2002)
- BROUSSARD, FRED (OC)**
Pittsburgh Steelers (1955)
- BROWN JR., EDDIE (DL)**
San Diego Chargers (2012-present)
- BROWN, REGGIE (LB)**
Detroit Lions (1996-1997)
- BRUPBACHER, ROSS (LB)**
Chicago Bears (1970-73)

- BRYANT, DOMINGO (DB)**
Houston Oilers (1987-88)
- BRYANT, RED (DE)**
Seattle Seahawks (2008-present)
- BUCEK, FELIX (G)**
Pittsburgh Steelers (1946)
- BUCKLEY, MARCUS (LB)**
New York Giants (1993-99)
Atlanta Falcons (2000)
- BUCKMAN, TOM (TE)**
Denver Broncos (1969)
- BUJNOCH, GLENN (G)**
Cincinnati Bengals (1976-82)
Tampa Bay Buccaneers (1983-84)
- BULLITT, JERRY (LB)**
Washington Redskins (1984-86)



MELVIN BULLITT

- BULLITT, MELVIN (S)**
Indianapolis Colts (2007-11)
- BULLOCK, RANDY (PK)**
Houston Texans (2012-present)
- BUMGARDNER, MATT (WR)**
New England Patriots (2000)

C

- CAFFEY, LEE ROY (LB)**
Philadelphia Eagles (1963)
Green Bay Packers (1964-69)
Chicago Bears (1970)
Dallas Cowboys (1971)
San Diego Chargers (1972)
- CAMPBELL, DAN (TE)**
New York Giants (1999-2002)
Dallas Cowboys (2003-05)
Detroit Lions (2006-08)
New Orleans Saints (2009)
- CANNON, BILLY, JR. (LB)**
Dallas Cowboys (1984)
- CARPENTER, RON (E)**
San Diego Chargers (1964-65)
- CARTER, GERALD (WR)**
New York Jets (1980)
Tampa Bay Buccaneers (1981-87)
- CARTER, JASON (WR)**
Minnesota Vikings (2006)
Carolina Panthers (2007-09)
- CHEEK, LOUIS (T)**
Miami Dolphins (1988-89)
Dallas Cowboys (1990)
Philadelphia Eagles (1990)
Green Bay Packers (1991-92)



RAY CHILDRESS

- CHILDRESS, RAY (DE)**
Houston Oilers (1985-1996)
Dallas Cowboys (1997)
- CLARK, COREY (T)**
San Diego Chargers (2008-10)
- CLARK, MIKE (K)**
Philadelphia Eagles (1963)
Pittsburgh Steelers (1964-67)
Dallas Cowboys (1968-71, 73)
Buffalo Bills (1972)
- CLAY, HAYWARD (TE)**
St. Louis Rams (1996-98)
Dallas Cowboys (1998-99)
Miami Dolphins (2000)
- COADY, RICH (SS)**
St. Louis Rams (1999-2001)
Tennessee Titans (2002)
St. Louis Rams (2003-04)
- COLE, CHRIS (WR)**
Denver Broncos (2000-03)
- COLLINS, CALVIN (C)**
Atlanta Falcons (1997-2000)
Minnesota Vikings (2001)
Houston Texans (2002)
Pittsburgh Steelers (2003)

- CONNELL, ALBERT (WR)**
Washington Redskins (1997-2000)
New Orleans Saints (2001-02)
- CONRAD, BOBBY JOE (WR)**
Chicago-St. Louis Cardinals (1960-68)
- CORRINGTON, KIP (DB)**
Denver Broncos (1989-90)
- CORYATT, QUENTIN (LB)**
Indianapolis Colts (1992-1997)
Dallas Cowboys (1999-2000)
- COSTON, FRED (C)**
Philadelphia Eagles (1939)
- CROOMS, CHRIS (DB)**
Los Angeles Rams (1992)
- CROW, JOHN DAVID (RB)**
Chicago-St. Louis Cardinals (1958-64)
San Francisco 49ers (1965-68)
- CUNNINGHAM, PAT (OL)**
Indianapolis Colts (1990-91)
Phoenix Cardinals (1992-93)
Minnesota Vikings (1995)
Oakland Raiders (1996-2000)

D

- DARWIN, MATT (C)**
Philadelphia Eagles (1986-90)
- DAVIS, SAMMY (CB)**
San Diego Chargers (2003-05)
San Francisco 49ers (t2006)
Tampa Bay Buccaneers (2007-08)



SAMMY DAVIS

- DAUSIN, BRIAN (G)**
Houston Gamblers (1984-85)
- DEAN, JIMMY (T)**
Houston Oilers (1978)
- DENNARD, MARK (C)**
Miami Dolphins (1979-83)
Philadelphia Eagles (1984-85)
- DICKEY, CURTIS (RB)**
Indianapolis Colts (1980-85)
Cleveland Browns (1985-86)
- DUSEK, BRAD (LB)**
Washington Redskins (1974-81)

E

- EDWARDS, RON (DT)**
Buffalo Bills (2001-05)
Kansas City Chiefs (2006-10)
Carolina Panthers (2009-present)



DAVE ELMENDORF

- ELMENDORF, DAVE (S)**
Los Angeles Rams (1971-79)



ENGLAND, ERIC (DL)
Arizona Cardinals (1994-1998)
Carolina Panthers (1998-2000)

EVANS, ROBERT (E)
Houston Oilers (1965)

F

FERGUSON, ROBERT (WR)
Green Bay Packers (2001-06)
Minnesota Vikings (2007-08)

FIELDS, EDGAR (DT)
Atlanta Falcons (1977-80)
Detroit Lions (1981)

FLEMONS, RONALD (DE)
Atlanta Falcons (2001-02)
Miami Dolphins (2004)

FONTENOT, JERRY (C)
Chicago Bears (1989-96)
New Orleans Saints (1997-03)
Cincinnati Bengals (2004)

FRANKLIN, TONY (PK)
Philadelphia Eagles (1979-83)
New England Patriots (1984-87)
Miami Dolphins (1988)

FRAZIER, DERRICK (DB)
Philadelphia Eagles (1993-95)
Indianapolis Colts (1996-97)



TERRENCE FREDERICK

FREDERICK, TERRENCE (DB)
Pittsburgh Steelers (2012-present)

FREY, DICK (DE)
Kansas City Chiefs (1960)
Houston Oilers (1961)

FULLER, JEFF (DB)
San Francisco 49ers (1984-89)

FULLER, JEFF (WR)
Miami Dolphins (2012-present)

G

GARRETT, SHANE (WR)
Cincinnati Bengals (1991)

GLENN, AARON (CB)
New York Jets (1994-2001)
Houston Texans (2002-04)
Dallas Cowboys (2005-06)
Jacksonville Jaguars (2007)

GLENN, JASON (OLB)
Detroit Lions (2001)
New York Jets (2001-04)
Miami Dolphins (2005)
Minnesota Vikings (2006)

GOODE, BOB (B)
Washington Redskins (1949-51, 1954-55)
Philadelphia Eagles (1955)

GOODSON, MIKE (RB)
Carolina Panthers (2009-11)
Oakland Raiders (2012-present)

GOODWIN, HUNTER (TE)
Minnesota Vikings (1996-98)
Miami Dolphins (1999-2001)
Minnesota Vikings (2002-03)



DANNY GORRER

GORRER, DANNY (DB)
New Orleans Saints (2009-10)
Baltimore Ravens (2011-present)

GRAY, CYRUS (RB)
Kansas City Chiefs (2012-present)

GRAY, TIM (DB)
St. Louis Cardinals (1975)
Kansas City Chiefs (1976-78)
San Francisco 49ers (1979)



JACOB GREEN

GREEN, JACOB (DE)
Seattle Seahawks (1980-92)

GREENE, DOUG (DB)
St. Louis Cardinals (1978)

GREER, DONOVAN (DB)
Atlanta Falcons (1997-1998)
Buffalo Bills (1999-2000)
Washington Redskins (2001)
Detroit Lions (2002)

GRIMES, LEE (OL)
Tampa Bay Buccaneers (2010)

GROCE, CLIF (RB)
Indianapolis Colts (1995-1998)
Cincinnati Bengals (1999-2001)
Houston Texans (2002)

GUTHRIE, KEITH (DL)
San Diego Chargers (1984)

H

HALL, DANTÉ (WR)
Kansas City Chiefs (2000-06)
St. Louis Rams (2007-08)

HALL, KEN (RB)
Chicago-St. Louis Cardinals (1959, 1961)
Houston Oilers (1960-61)



GEOFF HANGARTNER

HANGARTNER, GEOFF (C)
Carolina Panthers (2005-08)
Buffalo Bills (2009-11)
Carolina Panthers (2012-present)

HARDEMAN, D'ANDRE (RB)
St. Louis Rams (2000)

HARDY, DAVID (PLK)
Los Angeles Raiders (1987)

HARGETT, EDD (QB)
New Orleans Saints (1969-72)

HARRINGTON, CHRIS (DE)
Arizona Cardinals (2008)
Cincinnati Bengals (2009)
Jacksonville Jaguars (2009-10)

HARRIS, ROD (WR)
New Orleans Saints (1989)
Dallas Cowboys (1990)
Philadelphia Eagles (1990-91)

HAYES, LESTER (DB)
Los Angeles Raiders (1977-86)



LESTER HAYES

HECTOR, JOHNNY (RB)
New York Jets (1983-92)

HILL, GREG (RB)
Kansas City Chiefs (1994-1997)
St. Louis Rams (1998-2000)

HOBBS, BILL (LB)
Philadelphia Eagles (1969-71)
New Orleans Saints (1972)

HODGE, LEROY (WR)
Detroit Lions (2000)

HOLDMAN, WARRICK (LB)
Chicago Bears (1999-2003)
Cleveland Browns (2004)
Washington Redskins (2005-06)

HOLLAND, JOHNNY (LB)
Green Bay Packers (1987-93)

HOPKINS, JERRY (LB)
Denver Broncos (1963-66)
Miami Dolphins (1967-68)
Oakland Raiders (1968)

HOWARD, TODD (LB)
Kansas City Chiefs (1987-88)

HOWELL, JOHN COTTON (E)
San Francisco 49ers (1948)

HUNT, JOEL (Asst. Coach)
Baltimore Colts (1947)

I

IRVIN, BARLOW (OL)
Buffalo Bills (1926-27)

J

JACKSON, EARNEST (RB)
San Diego Chargers (1983-84)
Philadelphia Eagles (1985-86)
Pittsburgh Steelers (1986-88)

JACKSON, ROBERT (LB)
Cleveland Browns (1978-81)
Atlanta Falcons (1982)

JAMESON, MICHAEL (FS)
Cleveland Browns (2002-04)

JASPER, EDWARD (DT)
Philadelphia Eagles (1997-98)
Atlanta Falcons (1999-2003)

JENNINGS, BRANDON (DB)
Oakland Raiders (2000-02)
Houston Texans (2003)

JEROD-EDDIE, TONY (DL)
San Francisco 49ers (2012-present)

JOHNSON, BETHEL (WR)
New England Patriots (2003-05)
Minnesota Vikings (2006)

JOHNSON, BILL (C-LB)
San Francisco 49ers (1948-56)

JOHNSON, JERROD (QB)
Pittsburgh Steelers (2012-present)



JERROD JOHNSON

JOLLY, JOHNNY (DT)
Green Bay Packers (2006-10)

JONES, GARY (DB)
Pittsburgh Steelers (1990-94)
New York Jets (1995-1998, 2001-02)

JONES, JEFF (OL)
Detroit Lions (1995-97)

JONES, MIKE (TE)
Minnesota Vikings (1990-93)
Indianapolis Colts (1993)

JONES, TOYA (DB)
San Francisco 49ers (1999)
Denver Broncos (2000)
Houston Texans (2002)

JOSEPH, KEITH (RB)
New Orleans Saints (2006)

JUDIE, CORVELL (DB)
Denver Broncos (2012-present)

K

KELM, LARRY (LB)
Los Angeles Rams (1987-92)

KENDRICK, JIM (T)
Chicago Bears (1924)
New York Giants (1927)

KIEL, TERRENCE (SS)
San Diego Chargers (2003-06)

KIMBROUGH, JOHN (RB)
Los Angeles Dons

KRUEGER, CHARLES (E)
San Francisco 49ers (1959-73)

KRUEGER, ROLF (E)
St. Louis Cardinals (1969-71)
San Francisco 49ers (1972-74)


KUBALA, RAY (C)
Denver Broncos (1964-67)

KUBIAK, GARY (QB)
Denver Broncos (1983-91)
Asst. Coach
San Francisco 49ers (1994)
Denver Broncos (1995-06)
Head Coach
Houston Texans (2006-present)



GARY KUBIAK



L**LARY, YALE (DB)***Detroit Lions (1952-53, 1956-64)***LECHLER, SHANE (P)***Oakland Raiders (2000-present)***SHANE LECHLER****LEWIS, DARREN (RB)***Chicago Bears (1991-92)
Green Bay Packers (1993)***LEWIS, MARK (TE)***Green Bay Packers (1985-87)
Detroit Lions (1987-88)***LITTLE, JACK (T)***Baltimore Colts (1953-54)***LOFTON, STEVE (DB)***Phoenix Cardinals (1991-94)
Carolina Panthers (1995-1997)
New England Patriots (1998-2000)***M****MALONE, C.C. (E)***Boston Redskins (1934-36)
Washington Redskins (1937-42)***MARSHALL, TANK (DT)***New York Jets (1977)***MATHEWS, JASON (OL)***Indianapolis Colts (1994-98)
Tennessee Titans (1999-08)***MATTHEWS, KEVIN (OL)***Tennessee Titans (2010-present)***MAXWELL, TOMMY (DB)***Baltimore Colts (1969-70)
Oakland Raiders (1971-73)
Houston Oilers (1974)***McCOY, JAMIE (FB)***St. Louis Rams (2010)
Philadelphia Eagles (2011)
Pittsburgh Steelers (2012)***McCRUMBLY, JOHN (LB)***Buffalo Bills (1975)***McELROY, LEELEND (RB)***Arizona Cardinals (1996-1998)
Denver Broncos (1999-2000)***McGEE, STEPHEN (QB)***Dallas Cowboys (2009-present)***McILHANY, DAN (DB)***Los Angeles Rams (1965)***McKEEHAN, JAMES (TE)***Seattle Seahawks (1995)
Houston/Tennessee Oilers (1996-98)***SETH McKINNEY****McKINNEY, SETH (C)***Miami Dolphins (2002-05)
Cleveland Browns (2007-08)
Buffalo Bills (2009)***STEVE McKINNEY****McKINNEY, STEVE (OG)***Indianapolis Colts (1998-2001)
Houston Texans (2002-07)***McNEAL, REGGIE (WR)***Cincinnati Bengals (2006)***MICKENS, RAY (DB)***New York Jets (1996-03)
Cleveland Browns (2005)
New England Patriots (2006)***MIKESKA, RUSSELL (TE)***Atlanta Falcons (1979-83)***VON MILLER****MILLER, VON (LB)***Denver Broncos (2011-present)***MILSTEAD, CHARLES (QB)***Houston Oilers (1960-61)***MITCHELL, BRANDON (DL)***New England Patriots (1997-2001)
Seattle Seahawks (2002-04)***MITCHELL, KEITH (LB)***New Orleans Saints (1997-2001)
Houston Texans (2002)
Jacksonville Jaguars (2003)***MONTGOMERY, JAMESB. (T)***Detroit Lions (1946)***MONTGOMERY, MIKE (DL)***Green Bay Packers (2005-09)
Minnesota Vikings (2010-11)***MOORE, ALLEN (E)***Green Bay Packers (1939)***MOORE, MACK (DE)***British Columbia Lions (1981-84)
Miami Dolphins (1985-86)
San Diego Chargers (1986)***MOORMAN, MO (G)***Kansas City Chiefs (1968-72)***MOSLEY, MIKE (WR)***Buffalo Bills (1982-84)***DON MUHLBACH****MUHLBACH, DON (LS)***Detroit Lions (2007-present)***MURPHY, TERENCE (WR)***Green Bay Packers (2005)***MURRAH, WILLIAM (OL)***Canton Bulldogs (1922)
St. Louis All-Stars (1923)***MYERS, FRANK (T)***Minnesota Vikings (1978-80)***N****NGUYEN, DAT (LB)***Dallas Cowboys (1999-05)***DAT NGUYEN****O****OBIOZOR, CYRIL (DL)***Green Bay Packers (2009-10)
Arizona Cardinals (2011)
Denver Broncos (2012-present)***O'NEAL, STEVE (P)***New York Jets (1969-72)
New Orleans Saints (1973)***OSBORNE, RICHARD (TE)***New York Jets (1976)
Philadelphia Eagles (1976-78)
St. Louis Cardinals (1979)***P****PAINE, JEFF (LB)***Kansas City Chiefs (1984-85)***PANNELL, ERNIE (T)***Green Bay Packers (1941-42, 1945)***PARDEE, JACK (LB)***Los Angeles Rams (1957-70)
Washington Redskins (1971-72)
Head Coach
Chicago Bears (1975-77)
Washington Redskins (1978-80)
San Diego Chargers (1980-81)
Houston Gamblers (1984)
Houston Oilers (1990-95)***JACK PARDEE****PARKER, SIRR (RB)***San Diego Chargers (1999)
Carolina Panthers (2000)***PARMER, JAMES (RB)***Philadelphia Eagles (1948-56)***PATTERSON, LUCAS (OL)***Kansas City Chiefs (2011-present)***PEARCE, CHANCE (LS)***Houston Texans (2003)
Pittsburgh Steelers (2004)***PENRIGHT, JARROD (OLB)***Minnesota Vikings (2003)***PORTER, GREG (TE)***Houston Texans (2003)***PRICE, CHARLES (B)***Detroit Lions (1940-41, 1945)
Miami Seahawks (1946)***PRICE, TERRY (DE)***Chicago Bears (1990)***JORDAN PUGH****PUGH, JORDAN (DB)***Carolina Panthers (2010-present)***PUGH, MARION (QB)***New York Giants (1941, 1945)***PYBURN, JACK (OT)***Miami Dolphins (1966-68)***R****REEVES, KEN (OG)***Philadelphia Eagles (1985-89)
Cleveland Browns (1990)***REUBER, ALAN (T)***Arizona Cardinals (2004)***RICHARDSON, BUCKY (QB)***Houston Oilers (1992-94)***RISIEN, CODY (G)***Cleveland Browns (1979-83; 85-89)***ROACHES, CARL (WR)***Houston Oilers (1980-84)
New Orleans Saints (1985)***ROBERTSON, HAROLD (LB)***Kansas City Chiefs (2002)***ROBINSON, JEROY (LB)***Denver Broncos (1990)
Phoenix Cardinals (1990)***ROBISON, TOMMY (OT)***Houston Gamblers (1984-85)
Green Bay Packers (1987-88)
Atlanta Falcons (1989)***ROBNETT, ED (FB/LB)***San Francisco 49ers (1947)***ROBNETT, MARSHALL (G)***Chicago Cardinals (1943, 45)
Pittsburgh Steelers (1944)***RODRIGUEZ, CHRISTIAN (LB)***Indianapolis Colts (2002)***ROGERS, CULLEN (RB)***Pittsburgh Steelers (1946)***ROPER, JOHN (LB)***Chicago Bears (1989-93)
Dallas Cowboys (1993)
Philadelphia Eagles (1993)***RUBY, MARTIN (T)***New York Giants (1946-50)
Saskatchewan Rough Riders (1951-54)***RUHMAN, CHRIS (OL)***San Francisco 49ers (1999)
Cleveland Browns (2000)
Denver Broncos (2001-02)*

S

- SADDLER, ROD (DE)**
Phoenix Cardinals (1987-91)
Cincinnati Bengals (1991)
- SANDERS, CHRIS (TE)**
Washington Redskins (1979-98)
- SANDERS, EUGENE (T)**
Tampa Bay Buccaneers (1979-85)
- SANDERS, THOMAS (RB)**
Chicago Bears (1985-89)
Philadelphia Eagles (1990-91)
- SAWYER, BUZ (P)**
Dallas Cowboys (1987)
- SCOTT, JOSEPH (RB/DB)**
New York Giants (1948-53)
- SILER, RICH (TE)**
Miami Dolphins (1987)
- SIMONINI, ED (LB)**
Baltimore Colts (1976-81)
New Orleans Saints (1982)


**DETRON SMITH**

- SMITH, DETRON (FB)**
Denver Broncos (1996-99, 2001)
Jacksonville Jaguars (2002)
Indianapolis Colts (2003)
- SMITH, HENRY (DT)**
New England Patriots (2008)
- SMITH, KEVIN (DB)**
Dallas Cowboys (1992-2000)
- SMITH, LIONEL (DB)**
Dallas Cowboys (2012-present)
- SMITH, ROBERT L. (FB)**
Detroit Lions (1953-54)
- SPARKMAN, ALAN (DT)**
Los Angeles Rams (1948-49)
- SPIKES, CAMERON (OL)**
St. Louis Rams (1999-2001)
Houston Texans (2002)
Arizona Cardinals (2003-04)
- STALLINGS, GENE**
Asst. Coach
Dallas Cowboys (1972-85)
Head Coach
St. Louis Cardinals (1986-87)
Phoenix Cardinals (1988-89)
- STANLEY, JIM**
Head Coach
Michigan Panthers (1983-84)

- STAUTZENBERGER, ODELL (OL)**
Cleveland Rams, Buffalo Bills (1949-52)
- STEGENT, LARRY (RB)**
St. Louis Cardinals (1971)
- STUTZ, BOONE (LS)**
Atlanta Falcons (2006-07)
- SWILLEY, DENNIS (C)**
Minnesota Vikings (1977-83)
Minnesota Vikings (1985-87)

T

- TANNEHILL, RYAN (QB)**
Miami Dolphins (2012-present)
- TASSOS, DAMON (G)**
Detroit Lions (1945-46)
Green Bay Packers (1947-49)
- TAYLOR, CHRIS (WR)**
Pittsburgh Steelers (2001)
Buffalo Bills (2002)
Houston Texans (2004)
- TAYLOR, JAMAAR (WR)**
New York Giants (2004-05)
- TEAL, JIMMY (WR)**
Buffalo Bills (1985-86)
Seattle Seahawks (1987-88)
Miami Dolphins (1988)
- TEICHELMAN, LANCE (DL)**
Indianapolis Colts (1994)
- TEN NAPEL, GARTH (LB)**
Detroit Lions (1976-77)
Atlanta Falcons (1978)

**PAT THOMAS**

- THOMAS, PAT (DB)**
Los Angeles Rams (1976-82)
Asst. Coach
Indianapolis Colts (1996-2000)

**RODNEY THOMAS**

- THOMAS, RODNEY (RB)**
Tennessee Titans (1995-2000)
Atlanta Falcons (2001)

- THOMAS, WILLIAM (LB)**
Philadelphia Eagles (1991-99)
Oakland Raiders (2001-02)
- THOMASON, JAMES (B)**
Detroit Lions (1945)
- TIDWELL, BILLY (RB)**
San Francisco 49ers (1954)
- TODD, DICK (RB)**
Washington Redskins (1939-42, 1945-48)
- TONEY, ANTHONY (RB)**
Philadelphia Eagles (1986-90)
- TRACEY, JOHN (LB)**
St. Louis Cardinals (1959-60)
Philadelphia Eagles (1961)
Buffalo Bills (1962-67)
- TUCKER, REX (OL)**
Chicago Bears (1999-04)
St. Louis Rams (2005)
Detroit Lions (2006)

V

- VALENTINE, IRA (RB)**
Houston Oilers (1987)
- VALLETTA, CHRIS (OL)**
Tennessee Titans (2001)
New Orleans Saints (2002)
- VICK, ROGER (RB)**
New York Jets (1987-89)
Philadelphia Eagles (1990)
- VINCENT, ANDY (OL)**
Detroit Lions (2000-01)
Miami Dolphins (2002)

W

- WALKER, SKIP (RB)**
Montreal Alouettes (1980-81)
Ottawa RoughRiders (1982-90)
- WALLACE, AARON (LB)**
Los Angeles Raiders (1990-97)
- WALLACE, CODY (C)**
San Francisco 49ers (2008-11)
Houston Texans (2012-present)

**TY WARREN**

- WARREN, TY (DT)**
New England Patriots (2003-10)
Denver Broncos (2011-present)

- WASHINGTON, MICKEY (DB)**
New England Patriots (1990-91)
Washington Redskins (1992)
Buffalo Bills (1993-94)
Jacksonville Jaguars (1995-97)
New Orleans Saints (1998)

**RICHMOND WEBB**

- WEBB, RICHMOND (OL)**
Miami Dolphins (1990-2000)
Cincinnati Bengals (2001-02)

**JASON WEBSTER**

- WEBSTER, JASON (DB)**
San Francisco 49ers (2000-03)
Atlanta Falcons (2004-06)
Buffalo Bills (2007)
New England Patriots (2008)
- WELLBORN, JOE (C)**
New York Giants (1966-67)
- WHEELER, MARK (DL)**
Tampa Bay Buccaneers (1992-95)
New England Patriots (1996-98)
Philadelphia Eagles (1999-2000)

- WHITLEY, TAYLOR (G)**
Miami Dolphins (2003-04)
Denver Broncos (2005)
- WHITWELL, MIKE (DB/WR)**
Cleveland Browns (1982-83)
- WILDE, GEORGE (B)**
Washington Redskins (1947)
- WILLIAMS, DOUG (OT)**
Houston Oilers (1986-88)
- WILLIAMS, GARRICK (LB)**
Buffalo Bills (2012-present)
- WILLIAMS, MIKE (CB)**
Montreal Alouettes (1980-81)

**PAT WILLIAMS**

- WILLIAMS, PAT (DT)**
Buffalo Bills (1997-04)
Minnesota Vikings (2005-11)
- WILSON, FAYE (B)**
Buffalo Rangers (1926)
New York Giants (1927-30)
Green Bay Packers (1931)
Detroit Lions (1932-33)
- WILSON, ROBERT (RB)**
Tampa Bay Buccaneers (1991)
Miami Dolphins (1995-96)
- WINKLER, JIM (T)**
Los Angeles Rams (1951-52)
Baltimore Colts (1953)
- WOODSIDE, KEITH (RB)**
Green Bay Packers (1988-91)
Dallas Cowboys (1992)

**BILLY YATES****Y**

- YATES, BILLY (G)**
Miami Dolphins (2003)
New England Patriots (2005-08)
Cleveland Browns (2009-11)
- YOUNG, ROY (T)**
Washington Redskins (1938)

Z

- ZACHERY, JAMES (LB)**
Montreal Alouettes (1980-84)
Edmonton Eskimos (1985-87)



AGGIES IN THE DRAFT

first-round picks highlighted

2012 (4)

RYAN TANNEHILL (QB)
1st (8th overall pick)—
Miami Dolphins

RANDY BULLOCK (PK)
5th—Houston Texans

CYRUS GRAY (RB)
6th—Kansas City Chiefs

TERRENCE FREDERICK (DB)
7th—Pittsburgh Steelers

2011 (1)

VON MILLER (LB)
1st (2nd overall pick)—
Denver Broncos

2010 (1)

JORDAN PUGH (DB)
6th—Carolina Panthers

2009 (2)

STEPHEN MCGEE (QB)
4th—Dallas Cowboys



Ryan
TANNEHILL

THE 2012 DRAFT

BETHEL JOHNSON (WR)
2nd—New England Patriots

TERRENCE KIEL (SS)
2nd—San Diego Chargers

TAYLOR WHITLEY (G)
3rd—Miami Dolphins

CHANCE PEARCE (DS)
7th—Houston Texans

2002 (2)

SETH MCKINNEY (OL)
3rd—Miami Dolphins

ROCKY BERNARD (DL)
5th—Seattle Seahawks

2001 (6)

ROBERT FERGUSON (WR)
2nd—Green Bay Packers

RON EDWARDS (DT)
3rd—Buffalo Bills

MICHAEL JAMESON (FS)
6th—Cleveland Browns


JASON GLENN (OLB)
6th—Detroit Lions



Randy
BULLOCK



Cyrus
GRAY



Terrence
FREDERICK

MIKE GOODSON (RB)
4th—Carolina Panthers

2008 (5)

MARTELLUS BENNETT (TE)
2nd—Dallas Cowboys

CODY WALLACE (C)
4th—San Francisco 49ers

RED BRYANT (DT)
4th—Seattle Seahawks

CHRIS HARRINGTON (DE)
6th—Arizona Cardinals

COREY CLARK (T)
7th—San Diego Chargers

2006 (2)

JOHNNY JOLLY (DT)
6th—Green Bay Packers

REGGIE MCNEAL (WR)
6th—Cincinnati Bengals

2005 (4)

TERRENCE MURPHY (WR)
2nd—Green Bay Packers

GEOFF HANGARTNER (C)
5th—Carolina Panthers

MIKE MONTGOMERY (DT)
6th—Green Bay Packers

2004 (1)

JAMAAR TAYLOR (WR)
6th—New York Giants

2003 (6)

TY WARREN (DT)
1st—New England Patriots

SAMMY DAVIS (CB)
1st—San Diego Chargers


CHRIS TAYLOR (WR)
7th—Pittsburgh Steelers

RONALD FLEMONS (DE)
7th—Atlanta Falcons


2000 (4)

JASON WEBSTER (DB)
2nd—San Francisco 49ers

CHRIS COLE (WR)
3rd—Denver Broncos



**Stephen
McGEE**



**Mike
GOODSON**

1989 (5)

JOHN ROPER (LB)
2nd—Chicago Bears

JERRY FONTENOT (OL)
3rd—Chicago Bears

ROD HARRIS (WR)
4th—Houston Oilers

DANA BATISTE (LB)
9th—Miami Dolphins

ADAM BOB (LB)
12th—New York Jets

1988 (4)

KEITH WOODSIDE (RB)
3rd—Green Bay Packers

LOUIS CHEEK (OL)
8th—Miami Dolphins

KIP CORRINGTON (DB)
9th—Detroit Lions

CHET BROOKS (DB)
11th—San Francisco 49ers

1987 (8)

ROGER VICK (RB)
1st—New York Jets

ROD BERNSTINE (TE/RB)
1st—San Diego Chargers

JOHNNY HOLLAND (LB)
2nd—Green Bay Packers

TODD HOWARD (LB)
3rd—Kansas City Chiefs

LARRY KELM (LB)
4th—Los Angeles Rams

ROD SADDLER (DL)
4th—St. Louis Cardinals

STEVE BULLITT (LB)
8th—Cleveland Browns

IRA VALENTINE (RB)
12th—Houston Oilers

1986 (6)

ANTHONY TONEY (RB)
2nd—Philadelphia Eagles

DOUG WILLIAMS (OL)
2nd—New York Jets

MATT DARWIN (OL)
4th—Philadelphia Eagles

DOMINGO BRYANT (DB)
6th—Pittsburgh Steelers

WAYNE ASBERRY (DB)
9th—Washington Redskins

RANDY DAUSIN (OL)
11th—Cleveland Browns

1985 (6)

RAY CHILDRESS (DL)
1st—Houston Oilers

MATT DARWIN (OL)
5th—Dallas Cowboys

SHANE LECHLER (P/PK)
5th—Oakland Raiders

DANTÉ HALL (RB)
5th—Kansas City Chiefs

1999 (6)

REX TUCKER (OL)
3rd—Chicago Bears

RICH COADY (DB)
3rd—St. Louis Rams

DAN CAMPBELL (TE)
3rd—New York Giants

DAT NGUYEN (LB)
3rd—Dallas Cowboys

WARRICK HOLDMAN (LB)
4th—Chicago Bears

CAMERON SPIKES (OL)
5th—St. Louis Rams

1998 (2)

CHRIS RUHMAN (OL)
2nd—San Francisco 49ers

STEVE MCKINNEY (OL)
3rd—Indianapolis Colts

1997 (4)

BRANDON MITCHELL (DL)
2nd—New England Patriots

ALBERT CONNELL (WR)
4th—Washington Redskins

CALVIN COLLINS (OL)
6th—Atlanta Falcons

EDWARD JASPER (DL)
6th—Philadelphia Eagles

1996 (6)

REGGIE BROWN (LB)
1st—Detroit Lions

LEELAND MCELROY (RB)
2nd—Arizona Cardinals

RAY MICKENS (DB)
3rd—New York Jets

DETRON SMITH (RB)
3rd—Denver Broncos

HUNTER GOODWIN (TE)
4th—Minnesota Vikings

HAYWARD CLAY (TE)
6th—St. Louis Rams

1995 (2)

RODNEY THOMAS (RB)
3rd—Houston Oilers

ANTONIO ARMSTRONG (LB)
6th—San Francisco 49ers

1994 (6)

SAM ADAMS (DL)
1st—Seattle Seahawks

AARON GLENN (DB)
1st—New York Jets

GREG HILL (RB)
1st—Kansas City Chiefs

ERIC ENGLAND (DL)
3rd—Arizona Cardinals

JASON MATHEWS (OL)
3rd—Indianapolis Colts

LANCE TEICHELMAN (DL)
7th—Indianapolis Colts

1993 (3)

PATRICK BATES (DB)
1st—Los Angeles Raiders

MARCUS BUCKLEY (LB)
3rd—New York Giants

DERRICK FRAZIER (DB)
3rd—Philadelphia Eagles

1992 (8)

QUENTIN CORYATT (LB)
1st—Indianapolis Colts

KEVIN SMITH (DB)
1st—Dallas Cowboys

MARK WHEELER (DL)
3rd—Tampa Bay Buccaneers

CHRIS CROOMS (DB)
5th—Los Angeles Rams

KARY VINCENT (DB)
6th—New Orleans Saints

BUCKY RICHARDSON (QB)
8th—Houston Oilers

KEITH ALEX (OL)
9th—Atlanta Falcons

KEITH MCAFEE (RB)
11th—San Diego Chargers

1991 (7)

ROBERT WILSON (FB)
3rd—Tampa Bay Buccaneers

WILLIAM THOMAS (LB)
4th—Philadelphia Eagles

MIKE ARTHUR (OL)
5th—Cincinnati Bengals

DENNIS RANSOM (TE)
6th—Washington Redskins

DARREN LEWIS (RB)
6th—Chicago Bears

LARRY HORTON (DB)
8th—Chicago Bears

SHANE GARRETT (WR)
9th—Cincinnati Bengals

1990 (8)

RICHMOND WEBB (OL)
1st—Miami Dolphins

AARON WALLACE (LB)
2nd—Los Angeles Raiders

MIKE JONES (TE)
3rd—Minnesota Vikings


JEROY ROBINSON (LB)
4th—Denver Broncos

PAT CUNNNIGHAM (OL)
4th—Indianapolis Colts

MICKEY WASHINGTON (DB)
8th—Phoenix Cardinals

GARY JONES (DB)
9th—Pittsburgh Steelers

TERRY PRICE (DL)
10th—Chicago Bears



**Cody
WALLACE**

JIMMY TEAL (WR)
5th—Kansas City Chiefs

KEN REEVES (OL)
6th—Philadelphia Eagles

MARK LEWIS (TE)
6th—Green Bay Packers

THOMAS SANDERS (RB)
9th—Chicago Bears

1984 (6)

BILLY CANNON (LB)
1st—Dallas Cowboys

JEFF FULLER (LB)
5th—San Francisco 49ers

JEFF PAINE (LB)
5th—Kansas City Chiefs

KEITH GUTHRIE (DL)
6th—San Diego Chargers

DON JONES (WR)
9th—Cleveland Browns

TOMMY ROBISON (OL)
SD (2nd)—Cleveland Browns

1983 (3)

JOHNNY HECTOR (RB)
2nd—New York Jets

EARNEST JACKSON (RB)
8th—San Diego Chargers

GARY KUBIAK (QB)
8th—Denver Broncos

1982 (2)

KEITH BALDWIN (DL)
2nd—Cleveland Browns

MIKE WHITWELL (WR)
6th—Cleveland Browns

1981 (2)

MIKE MOSLEY (WR)
3rd—Kansas City Chiefs

MACK MOORE (DL)
6th—Miami Dolphins

1980 (5)

CURTIS DICKEY (RB)
1st—Baltimore Colts

JACOB GREEN (DL)
1st—Seattle Seahawks

GERALD CARTER (WR)
9th—Tampa Bay Bucs

GEORGE WOODARD (RB)
11th—New Orleans Saints

JAMES ZACHRY (LB—DL)
11th—New York Jets

1979 (3)

TONY FRANKLIN (PK)
3rd—Philadelphia Eagles

CODY RISIEN (OL)
7th—Cleveland Browns

EUGENE SANDERS (DL)
8th—Tampa Bay Bucs

1978 (3)

FRANK MYERS (OL)
5th—Baltimore Colts

MARK DENNARD (OL)
10th—Miami Dolphins

MICHAEL WILLAMS (DB)
11th—Washington Redskins

1977 (6)

ROBERT JACKSON (LB)
1st—Cleveland Browns

DENNIS SWILLEY (TE)
2nd—Minnesota Vikings

TANK MARSHALL (DL)
3rd—New York Jets

EDGAR FIELDS (DL)
3rd—Atlanta Falcons

LESTER HAYES (DB)
5th—Oakland Raiders

JIMMY DEAN (DL)
4th—Kansas City Chiefs

1976 (10)

BUBBA BEAN (RB)
1st—Atlanta Falcons

PAT THOMAS (DB)
2nd—Los Angeles Rams

GLENN BUJNOCH (OL)
2nd—Cincinnati Bengals

ED SIMONINI (LB)
3rd—Baltimore Colts

GARTH TEN NAPLE (LB)
7th—Detroit Lions

JACKIE WILLIAMS (DB)
7th—Kansas City Chiefs

RICHARD OSBORNE (TE)
9th—Philadelphia Eagles

BRUCE WELCH (OL)
9th—Tampa Bay Bucs

SKIP WALKER (RB)
11th—Houston Oilers

CARL ROACHES (WR)
14th—Tampa Bay Bucs

1975 (4)

TIM GRAY (DB)
1st—St. Louis Cardinals

JOHN MCCRUMBLY (LB)
5th—Kansas City Chiefs

JAMES DANIELS (DB)
7th—Oakland Raiders

RICKEY SEEKER (OL)
17th—Houston Oilers

1973 (5)


BRAD DUSEK (DB)
3rd—New England Patriots

DAVID CALLAWAY (OL)
9th—New England Patriots

JIM KRIMPKIN (OL)
10th—New York Jets

HOMER MAY (TE)
11th—New England Patriots

RALPH SACRA (OL)
14th—Philadelphia Eagles



Kevin MATHEWS

1972 (2)

DAVID HOOT (DB)
3rd—Los Angeles Rams

LEONARD FOREY (OL)
6th—Cleveland Browns

1971 (2)

DAVE ELMENDORF (DB)
3rd—Los Angeles Rams

JIM SHEFFIELD (PK)
12th—Kansas City Chiefs

1970 (3)

LARRY STEGENT (RB)
1st—St. Louis Cardinals

BILLY BOB BARNETT (DL)
3rd—Kansas City Chiefs

BARNEY HARRIS (DB)
9th—Baltimore Colts

1969 (9)

TOMMY MAXWELL (DB)
2nd—Baltimore Colts

TOM BUCKMAN (TE)
12th—Green Bay Packers

GEORGE RESLEY (DL)
12th—Houston Oilers

STEVE O'NEAL (P)
13th—New York Jets

EDD HARGETT (QB)
16th—New Orleans Saints

WENDELL HOUSLEY (RB)
17th—Minnesota Vikings

ROLF KRUEGER (DL)
St. Louis Cardinals

BILLY HOBBS (LB)
Philadelphia Eagles

BOB LONG (WR)
Chicago Bears

1968 (1)

MAURICE MOORMAN (OL)
1st—Kansas City Chiefs

1967 (4)

RANDY MATSON (OL)
5th—Atlanta Falcons

JACK PYBURN (OL)
11th—Miami Dolphins

ED BREDDING (TE)
15th—Washington Redskins

LARRY LEE (WR)
17th—Houston Oilers

1966 (9)

KEN MCLEAN, HB
8th—Green Bay Packers

PHIL SCOGGIN (P)
14th—Miami Dolphins

RANDY MATSON (OL)
17th—Baltimore Colts


1965 (2)

GENE RAY HINZE (OL)
18th—Kansas City Chiefs


BOBBY EVANS (OL)
18th—San Diego Chargers

1964 (2)

RAY KUBALA (OL)
7th—Denver Broncos



Red BRYANT



**Martellus
BENNETT**

RON CARPENTER (WR)
12th—San Diego Chargers

1963 (3)

LEE ROY CAFFEY (LB)
4th—Houston Oilers

JERRY HOPKINS (OL)
4th—Houston Oilers

LEE ROY CAFFEY (LB)
7th—Philadelphia Eagles

GEORGE HOGAN (OL)
18th—Oakland Raiders

SAM BYER (LB)
22nd—Houston Oilers

1961 (1)

RANDY SIMS (RB)
18th—Green Bay Packers

1960 (3)

GALE OLIVER (OL)*
Dallas Texans

CHARLIE MILSTEAD (QB)*
San Diego Chargers

GORDON LEBOEUF (RB)*
New York Titans
* expansion draft

1959 (2)

KEN BECK (OT)
4th—Chicago Cardinals

JOHN TRACEY (WR)
14th—Los Angeles Rams

1958 (6)

JOHN DAVID CROW (RB)
1st—Chicago Cardinals

CHARLES KRUEGER (OL)
1st—San Francisco 49ers

BOBBY JOE CONRAD (DB)
5th—New York Giants

BOBBY MARKS (DB)
8th—Los Angeles Rams

KEN HALL (RB)
14th—Baltimore Colts

RODDY OSBORNE (RB)
17th—Cleveland Browns

1957 (2)

JACK PARDEE (RB)
2nd—Los Angeles Rams

GEORGE GILLAR (B)
23rd—Detroit Lions

1956 (1)

JACK POWELL (OL)
8th—Detroit Lions

1955 (3)

FRED BROUSSARD (OL)
4th—Pittsburgh Steelers

ELWOOD KETTLER (QB)
14th—New York Giants

BERNIE SINCLAIR (WR)
29th—Pittsburgh Steelers

1954 (1)

DON ELLIS (DB)
5th—Baltimore Colts

1953 (3)

JACK LITTLE (OL)
5th—Baltimore Colts

DARROW HOOPER (OL)
10th—New York Giants

RAY GRAVES (RB)
27th—Baltimore Colts

1952 (6)

YALE LARY (DB)
3rd—Detroit Lions

BILLY TIDWELL (RB)
3rd—San Francisco 49ers

GLENN LIPPMANN (RB)
22nd—Chicago Cardinals

SAM MOSES (OL)
27th—Chicago Cardinals

HUGH MEYER (OL)
27th—Los Angeles Rams

RUSS HUDECK (OT)
29th—Dallas Texans

1951 (2)

BOB SMITH (RB)
4th—Cleveland Browns

BOB BATES (OC)
16th—Washington Redskins

1950 (1)

ANDY HILLHOUSE (WR)
12th—Los Angeles Rams

1949 (4)

BOB GOODE (RB)
1st—Washington Redskins

JIM WINKLER (OL)
2nd—San Francisco 49ers
(AFC Secret)

JIM WINKLER (OL)
3rd—Los Angeles Rams

BOB GOODE (RB)
13th—Chicago Bears

BOBBY GOFF (RB)
25th—Pittsburgh Steelers

1947 (4)

MONTE MONCRIEF (OL)
6th—Green Bay Packers

ED ROBNETT (FB/LB)
12th—San Francisco 49ers

BURYL BATY (DB)
19th—Detroit Lions

LEO DANIELS (OL)
23rd—Miami Dolphins

BOB TULIS (OT)
29th—Detroit Lions

1946 (7)

LYNN DICKEY (RB)
6th—Chicago Cardinals

GRANT DARNELL (OL)
7th—Green Bay Packers

MONTE MONCRIEF (OT)
10th—Washington Redskins

GEORGE STROHMEYER (OL)
11th—Los Angeles Rams

BOB BUTCHOFKY (DB)
14th—Washington Redskins

MARION FLANAGAN (DB)
24th—Washington Redskins

JIM HALLMARK (DB)
26th—Los Angeles Rams

1945 (2)

ED DUSEK (DL)
29th—Chicago Cardinals

OTTO PAYNE (OL)
30th—Chicago Cardinals

1944 (2)

LEO DANIELS (OL)
12th—Chicago Cardinals

BOB BUTCHOFKY (DB)
28th—Green Bay Packers

1943 (5)

BILL HENDERSON (WR)
7th—Cleveland Rams

CULLEN ROGERS (RB)
16th—Cleveland Rams

FELIX BUCEK (OL)
17th—Pittsburgh Steelers

1942 (2)

MARTIN RUBY (OT)
3rd—Chicago Bears

WILLIE ZAPALAC (RB)
6th—Los Angeles Rams

1941 (7)

JOHN KIMBROUGH (RB)
1st—Chicago Cardinals

JIM THOMASON (RB)
1st—Detroit Lions

MARION PUGH (QB)
2nd—Philadelphia Eagles

MARSHALL ROBNETT (OT)
6th—Chicago Cardinals

ERNIE PARNELL (OL)
14th—Green Bay Packers

BILL CONATSER (DB)
14th—Philadelphia Eagles

CHARLEY HENKE (OL)
19th—Philadelphia Eagles

1940 (1)

JOE BOYD (OT)
4th—Washington Redskins

1939 (4)

DICK TODD (RB)
3rd—Washington Redskins

FRED COSTON (DB)
5th—Philadelphia Eagles


RANKIN BRITT (OL)
9th—Philadelphia Eagles

BRUNO SCHROEDER (DL)
10th—New York Giants

1938 (2)

JOE ROUTT (OG)
2nd—Cleveland Rams

ROY YOUNG (OT)
5th—Washington Redskins



**Reggie
McNEAL**



TEXAS A&M

KYLE FIELD

HOME OF THE 12TH MAN

LOCATION: COLLEGE STATION, TEXAS

CAPACITY: 82,589

LARGEST CROWD: 90,079

SURFACE: NATURAL GRASS

Regarded as one of the nation's most intimidating road venues, Texas A&M's Kyle Field has been the home of the Aggie football team since 1905. The Aggies are approaching their 400th victory at the Home of the 12th Man and have an all-time winning percentage of over 70 percent on their home field.



TEXAS A&M 2012 FOOTBALL



AUG. 30
LOUISIANA
TECH
SHREVEPORT, LA

Southeastern Conference™
INAUGURAL GAME



SEPT. 8
FLORIDA*
KYLE FIELD



SEPT. 15
SMU
DALLAS, TX



SEPT. 22
SOUTH CAROLINA
STATE
KYLE FIELD



SEPT. 29
ARKANSAS*
KYLE FIELD

Ole Miss

OCT. 6
OLE MISS*
OXFORD, MS



OCT. 20
LSU*
KYLE FIELD



OCT. 27
AUBURN*
AUBURN, AL



NOV. 3
MISSISSIPPI
STATE*
STARKVILLE, MS



NOV. 10
ALABAMA*
TUSCALOOSA, AL



NOV. 17
SAM HOUSTON
STATE
KYLE FIELD



NOV. 24
MISSOURI*
KYLE FIELD



#76 LUKE JOECKEL



#25 RYAN SWOPE



#33 CHRISTINE MICHAEL



#10 SEAN PORTER

