



PITT PANTHERS SPRING PROSPECTUS

Table of Contents

2013 Schedule	1
2012 Results	1
Spring Practice Coverage Policies	2
Quick Facts	2
Pitt Coaching & Support Staff Listing	2
2013 Spring Practice Schedule	3
2013 Spring Positional Outlook	4-6
2013 Personnel Breakdown	7
Final 2012 Pitt Two-Deep	8
Head Coach Paul Chryst	9-10
Assistant Coaches/Support Staff	11-25
Joe Rudolph, Offensive Coordinator/Tight Ends	11
Matt House, Defensive Coordinator/Safeties	12
Brooks Bollinger, Quarterbacks	13
Inoke Breckterfield, Defensive Line	14
Bobby Engram, Wide Receivers	15
Chris Haering, Linebackers	16
Jim Hueber, Offensive Line	17
John Palermo, Defensive Ends/Linebackers	18
Desmond Robinson, Running Backs	19
Todd Rice, Strength & Conditioning	20
Chris LaSala, Assistant AD/Football Operations	21
Bob Junko, Director of Football Relations	22
Dann Kabala, Player Personnel Director	23
Rob Blanc, Head Athletic Trainer	24
2013 Graduate Assistant Coaches	25
Spring Rosters	26-27
Alphabetical	26
Numerical	27
Player Biography Capsules	28-36
2013 Pitt Recruiting Class	37-43
Recruits Listing	37
Recruit Biography Capsules	38-43
2012 Game-by-Game Pitt Starting Lineups	44
2012 Game-by-Game Review	45-51
Final 2012 Pitt Statistics	Appendix

2013 Schedule

Date	Opponent (TV)	Time
Sept. 2 (Mon.)	Florida State* (ESPN)	8 p.m.
Sept. 14	New Mexico	TBA
Sept. 21	at Duke*	TBA
Sept. 28	Virginia* (Homecoming)	TBA
Oct. 12	at Virginia Tech*	TBA
Oct. 19	Old Dominion	TBA
Oct. 26	at Navy (CBS Sports Network)	TBA
Nov. 2	at Georgia Tech*	TBA
Nov. 9	Notre Dame	TBA
Nov. 16	North Carolina*	TBA
Nov. 23	at Syracuse*	TBA
Nov. 29 (Fri.)	Miami* (ABC, ESPN or ESPN2)	TBA
Dec. 7	Dr Pepper ACC Championship Game#	TBA

* ACC game

Bank of America Stadium; Charlotte, N.C.

Due to television, TBA kickoff times will be announced at a later date.

2012 Results (6-7)

Date	Opponent (TV)	Result
Sept. 1	Youngstown State (ESPN3)	L, 17-31
Sept. 6 (Thurs.)	at Cincinnati* (ESPN)	L, 10-34
Sept. 15	Virginia Tech (ESPNU)	W, 35-17
Sept. 22	Gardner-Webb (ESPN3)	W, 55-10
Oct. 5 (Fri.)	at Syracuse* (ESPN)	L, 13-14
Oct. 13	Louisville* (ESPNU)	L, 35-45
Oct. 20	at Buffalo (Big East Network)	W, 20-6
Oct. 27	Temple* (Big East Network)	W, 47-17
Nov. 3	at Notre Dame (NBC)	L, 26-29 (3OT)
Nov. 9 (Fri.)	at Connecticut* (ESPN2)	L, 17-24
Nov. 24	Rutgers* (ESPN2)	W, 27-6
Dec. 1	at USF* (ESPN2)	W, 27-3
Jan. 5	vs. Mississippi# (ESPN)	L, 17-38

* Big East game

BBVA Compass Bowl

SPRING MEDIA INFORMATION

Spring Practice Coverage Policies

Spring Drills Itinerary:

Pitt will hold spring drills from March 5 through April 12. Coach Paul Chryst has scheduled 15 practice sessions. See page 3 of the prospectus for the schedule of workouts and media opportunities. Please note the following media guidelines:

Interview Coordination:

All coach and player interviews must be arranged through Pitt's football media relations contacts, E.J. Borghetti and Mendy Nestor. There will be general media availability following each practice, including the following specific opportunities:

Coach Paul Chryst Press Briefings:

Coach Chryst will address the media at the conclusion of each open workout. Requests for lengthier one-on-one interviews should be made at least 24 hours in advance to E.J. Borghetti.

Player and Assistant Coach Interviews:

Players and assistant coaches are available for brief interviews (5 to 10 minutes) following each practice. Lengthier interview requests should be made at least 24 hours in advance to the media relations office.

Photography:

Video cameramen are not permitted to shoot 11-on-11 drills or formations. Please consult a media relations staff member if you have any questions regarding video guidelines and what can be shot. All photographers (video and still) should shoot from the sidelines and refrain from stepping onto the practice field.

Additional Guidelines:

Live blogging and tweeting during practice is prohibited. Detailed reporting of practice scripts and personnel groupings is also not permitted.

Pitt Coaching & Support Staff

HEAD COACH:

Paul Chryst, *head coach*

ASSISTANT COACHES:

Joe Rudolph, *offensive coordinator & tight ends*

Matt House, *defensive coordinator & safeties*

Brooks Bollinger, *quarterbacks*

Inoke Breckterfield, *defensive line*

Bobby Ingram, *wide receivers*

Chris Haering, *linebackers*

Jim Hueber, *offensive line*

John Palermo, *defensive ends & linebackers*

Desmond Robinson, *running backs*

FOOTBALL ADMINISTRATION:

Chris LaSala, *assistant athletic director/football operations*

Bob Junko, *director of football relations/program enhancement*

Dann Kabala, *player personnel director*

Joe Hueber, *recruiting assistant*

GRADUATE ASSISTANTS:

Nate Tice, *offensive graduate assistant*

Mickey Turner, *offensive graduate assistant*

Hank Poteat, *defensive graduate assistant & cornerbacks*

Spencer Whipple, *defensive graduate assistant*

STRENGTH & CONDITIONING:

Todd Rice, *head strength and conditioning coach*

Ross Kolodziej, *assistant strength and conditioning coach*

Shaun Snee, *strength and conditioning graduate assistant*

TRAINING STAFF:

Rob Blanc, *head athletic trainer*

Tim Dunlavey, *assistant athletic trainer*

A.J. Coronado, *graduate assistant trainer*

VIDEO:

David Blaker, *video coordinator*

2013 Pitt Quick Facts

Location: Pittsburgh, Pa.

Enrollment: 28,766

Founded: 1787

Conference: Atlantic Coast Conference

Nickname: Panthers

Colors: Blue and Gold

Chancellor: Mark A. Nordenberg

Athletic Director: Steve Pederson

2012 Overall Record: 6-7

2012 Big East Record (place): 3-4 (5th)

Home Stadium: Heinz Field (65,050/grass)

Press Box: (412) 697-7198

Head Coach: Paul Chryst

Alma Mater: Wisconsin (1988)

Record at Pitt: 6-7 (second season)

Overall Collegiate Record: same

Starters Returning: 16 (6 offense, 9 defense, 1 specialist)

Starters Lost: 8 (5 offense, 2 defense, 1 specialist)

Lettermen Returning: 46 (19 offense, 24 defense, 3 specialists)

Lettermen Lost: 19 (11 offense, 7 defense, 1 specialist)

Offensive System: Pro Style

Defensive System: 4-3

Football Office Phone: (412) 648-8700

Media Relations Phone: (412) 648-8240

Media Relations Fax: (412) 648-8248

Ticket Office: (800) 643-PITT

Web: www.PittsburghPanthers.com

Pitt Football Twitter: @GoPittFootball

Sr. Assoc. AD/Media Relations: E.J. Borghetti (football contact)

Borghetti e-mail: eborghetti@athletics.pitt.edu

Communications/New Media Director: Mendy Nestor (co-football contact)

Nestor e-mail: mnestor@athletics.pitt.edu



2013 SPRING PRACTICE SCHEDULE

SUNDAY	MONDAY	TUESDAY	WEDNESDAY	THURSDAY	FRIDAY	SATURDAY
March					1	2
3	4	5 <i>PRACTICE #1</i> Practice: 2-4:45 p.m. Interviews: 4:45 p.m.	6 <i>Pitt Football</i> <i>Pro Timing Day</i>	7 <i>PRACTICE #2</i> Practice: 2-4:45 p.m. Interviews: 4:45 p.m.	8	9
10	11	12	13	14	15	16
17 <i>PRACTICE #3</i> <i>Practice closed</i>	18	19 <i>PRACTICE #4</i> Practice: 2-4:45 p.m. Interviews: 4:45 p.m.	20	21 <i>PRACTICE #5</i> Practice: 2-4:45 p.m. Interviews: 4:45 p.m.	22 <i>PRACTICE #6</i> Practice: 2-4:45 p.m. Interviews: 4:45 p.m.	23
24	25	26 <i>PRACTICE #7</i> Practice: 2-4:45 p.m. Interviews: 4:45 p.m.	27	28 <i>PRACTICE #8</i> Practice: 2-4:45 p.m. Interviews: 4:45 p.m.	29 <i>PRACTICE #9</i> Practice: 2-4:45 p.m. Interviews: 4:45 p.m.	30

SUNDAY	MONDAY	TUESDAY	WEDNESDAY	THURSDAY	FRIDAY	SATURDAY
April						
31	1	2 <i>PRACTICE #10</i> Practice: 2-4:45 p.m. Interviews: 4:45 p.m.	3	4 <i>PRACTICE #11</i> Practice: 2-4:45 p.m. Interviews: 4:45 p.m.	5 <i>PRACTICE #12</i> <i>Practice at Heinz:</i> 2-4:45 p.m. Interviews: 4:45 p.m.	6
<i>Easter</i>	7	8 <i>PRACTICE #13</i> Practice: 2-4:45 p.m. Interviews: 4:45 p.m.	9	10 <i>PRACTICE #14</i> Practice: 2-4:45 p.m. Interviews: 4:45 p.m.	11 <i>PRACTICE #15</i> <i>Spring Game at</i> <i>Bethel Park High</i> 7 p.m.	12
14	15	16	17	18	19	20
21	22	23	24	25	26	27
28	29	30		<i>NFL Draft Day 1</i>	<i>NFL Draft Day 2</i>	<i>NFL Draft Day 3</i>

Practice dates and times are subject to change.

PITT POSITIONAL OUTLOOK

THE OFFENSE

QUARTERBACKS

Pitt will have a new starting quarterback for the first time in three years. The graduated Tino Sunseri made every start for the Panthers from 2010-12 (39 games). He saved his best season for last, throwing for 3,288 yards and 21 touchdowns against just three interceptions as a senior.

Four players will compete for the starting job beginning this spring.

Junior **Trey Anderson** has been the primary backup each of the past two seasons. Anderson has played in five career games, completing 14-of-35 passes for 108 yards with three INTs. He played in one contest last year (Gardner-Webb), completing his only two pass attempts for 53 yards.

Anderson's most experienced competition will come from senior **Tom Savage**, who was inactive last season as a transfer. Savage played two seasons at Rutgers (2009-10) and was a Freshman All-American after throwing for 2,211 yards and 14 touchdowns in his initial collegiate campaign. He was a scholarship player at Arizona in 2011 but did not play in any contests.

Chad Voytik enters his first active season following a freshman redshirt in 2012. A former "Elite 11" honoree, Voytik was a 5,000-yard career passer and U.S. Army All-American at Cleveland (Tenn.) High School.

Pitt signed one quarterback in its 2013 class, **Tra'Von Chapman**, who enrolled at Pitt in January and will participate in spring drills. Chapman threw for 5,736 yards and 62 touchdowns while rushing for 1,506 yards and 19 TDs over his final two seasons at Theodore Roosevelt (Ohio) High.

RUNNING BACKS

The Panthers will need to replace one of the most productive running backs in school history. Ray Graham finished his four-year career with 3,271 rushing yards, second only to the immortal Tony Dorsett in Pitt annals.

Sophomore **Rushel Shell** will be a leading candidate to take over Graham's workload. As a true freshman, Shell was the team's second-leading rusher with 641 yards and four touchdowns on 141 carries (4.5 avg.). In a 35-17 upset of No. 13 Virginia Tech, he bulldozed for 157 yards using a physical running style not seen at Pitt in recent years.

Shell will be pushed by three returning lettermen: junior **Isaac Bennett**, sophomore **Malcolm Crockett** and senior **Desmond Brown**. Bennett has the most career production with 378 yards and five TDs on 87 carries (4.3 avg.). Crockett had 50 yards on 12 carries (4.2 avg.) as a redshirt frosh last year, while Brown's contributions came on special teams. Also in the tailback mix will be redshirt freshman **Demitrious Davis**.

The Panthers return their starting fullback in junior **Mark Giubilato**. Junior **Adam Lazenga** is also back after

lettering as the top reserve. **Anthony Rippole** enters his first active season following a freshman redshirt.

WIDE RECEIVERS

Pitt has four returning lettermen at wide receiver led by senior **Devin Street**. A 2012 All-Big East selection, Street is coming off a career year in which he posted 73 catches for 975 yards (13.4 avg.) and five touchdowns. He enters his final collegiate season eyeing Pitt's biggest receiving records and Biletnikoff Award consideration.

Street benefited from having another All-Big East receiver, the graduated Mike Shanahan, playing opposite him last year. Shanahan's production (62 catches for 983 yards and six TDs) will not be easily replaced. Lettermen looking to fill the void are senior **Ed Tinker** (five catches for 68 yards and one TD last year), junior **Ronald Jones** (seven catches for 66 yards) and junior **Brandon Ifill**. Other re-



Receiver Devin Street is coming off a career season in which he had 975 receiving yards on 73 receptions.

turning veterans include juniors **Kevin Weatherspoon** and **Brett Zuck**. New to active duty are redshirt freshmen **Chris Wuestner** and **Chris Davis**.

TIGHT ENDS

J.P. Holtz was an impact freshman at tight end last year. Emerging as a starter in the opening month of the season, Holtz totaled 13 receptions for 173 yards (13.3 avg.) and three touchdowns. Entering his sophomore year, he returns as a key building block for the offense.

Junior **Drew Carswell** contributes depth and versatility to the position. A letterman the past two seasons, Carswell owns the finesse of a receiver and has also lined up as an

PITT POSITIONAL OUTLOOK

H-back. Last year he had 13 catches for 163 yards (12.5 avg.) and two scores.

Junior **Manasseh Garner** enters his first active season at Pitt following his 2012 transfer from Wisconsin. A product of Pittsburgh's Brashear High School, Garner will work at tight end in his first spring with the Panthers. He was a two-year letterman at receiver while at Wisconsin.

Freshman **Scott Orndoff** enrolled at Pitt in January following a decorated career at nearby Seton-LaSalle High and will participate in spring drills. The two-time all-state pick averaged nearly 17 yards per catch as a senior and was ranked by the scouting services as one of the country's top 20 tight end prospects.

OFFENSIVE LINE

The Panthers will need to replace graduated All-Big East center Ryan Turnley. Competing for the starting nod will be sophomore **Artie Rowell**, who served as the top back-up last year, and redshirt freshman **Gabe Roberts**.

Last year's starting tackles, senior **Cory King** and junior **Matt Rotheram**, will move inside this spring. King and junior letterman **Shane Johnson** will work at left guard. On the right side, Rotheram will work to unseat returning senior starter **Ryan Schlieper**, whose 2012 season was limited to eight games due to a broken foot. (Schlieper could get a look at center as well.)

At left tackle, redshirt freshman **Adam Bisnowaty** enters his first active campaign after making a strong impression on the scout squad. Bisnowaty will compete with senior **Juantez Hollins**, who was under a season-long suspension in 2012 but owns seven career starts.

After earning two letters at defensive end, junior **T.J. Clemmings** will move to the offensive side of the ball and work at right tackle. Clemmings will compete with redshirt freshman **John Guy**.

THE DEFENSE

DEFENSIVE LINE

With three starters and nine total lettermen returning, Pitt's defensive front might be the deepest unit on the team.

The group's anchor is senior defensive tackle **Aaron Donald**, a two-time All-Big East performer who should be on everyone's All-America lists in 2013. Last year Donald collected 64 tackles, 18.5 tackles for loss and 5.5 sacks. His 1.54 TFLs per game led the Big East and ranked 12th nationally.

Providing quality depth behind Donald is sophomore **Darryl Render**, who was a top backup as a true frosh last year. Render will be pushed by redshirt freshman **Terrell Jackson**.

Senior **Tyrone Ezell** returns as the starter at nose tackle. Ezell compiled 39 tackles, seven TFLs and 3.5 sacks in 2012. Juniors **Khaynin Mosley-Smith** and **LaQuentin**



Defensive tackle Aaron Donald ranked 12th nationally in TFLs last year.

Smith are back after lettering in reserve roles. Also in the mix at nose tackle is freshman **Tyrique Jarrett**, a mid-year prep school recruit out of New York's Milford Academy who was a Pittsburgh City League standout at Taylor Allerdice High School.

Junior defensive end **Bryan Murphy** collected 27 tackles, 4.5 TFLs and two sacks in his first season as a starter. Murphy will be pushed at the rush end position by sophomore **Devin Cook**, who was productive as a reserve (eight TFLs and a team-high two forced fumbles). Also competing at this spot will be sophomore **Keegan Buck**.

Competition at the other defensive end position will revolve around senior letterman **Jack Lippert** and newcomers **David Durham** and **Shakir Soto**. Durham, a junior, enters his first year of eligibility following his transfer from Ohio State (where he played fullback). Soto was a January freshman enrollee out of Pennsylvania's G.A.R. Memorial. He was a two-time all-state pick after racking up 52 career sacks.

LINEBACKERS

Pitt's linebacker unit dealt with an array of injuries in 2012, forcing several lineup shuffles. Last year's challenges should benefit this year's group through increased depth and experience.

Senior **Shane Gordon** returns in the middle. When healthy – he missed three full games and parts of others last year due to injuries – Gordon played at an impactful level, collecting 48 tackles and six TFLs. He was also effective in pass coverage with six breakups to rank second on the team.

PITT POSITIONAL OUTLOOK

Working behind Gordon will be senior **Dan Mason**, who has been limited to five games and a pair of starts the past two seasons due to injuries, and redshirt freshmen **Mike Caprara** and **Jacob Craig**.

Junior **Todd Thomas** returns as the starting Will linebacker. Thomas missed the opening month of the season while recovering from knee surgery but quickly regained his athletic form and compiled 59 tackles, five PBUs, an interception and a blocked punt (which he recovered himself for a TD).

Sophomore letterman **Nicholas Grigsby** (27 stops) made two starts in Thomas' absence and will again vie for time. Adding competition and depth will be two players coming off inactive seasons, sophomore **Ejuan Price** and



Safety Jason Hendricks led the Big East and ranked sixth nationally in interceptions in 2012.

redshirt frosh **Devon Porchia**. Price was a part-time starter as a true freshman in 2011.

Junior **Anthony Gonzalez**, a former safety, moved to Sam linebacker late in the 2012 season and was a surprise starter against Ole Miss in the BBVA Compass Bowl. Gonzalez will look to earn the full-time nod beginning this spring. He will compete with senior and three-year letterman **Emanuel Rackard** and a pair of redshirt frosh, **Bam Bradley** and **Deaysean Rippy**.

SECONDARY

Three starters and seven total lettermen return in an experienced secondary.

Pitt boasts a strong starting tandem at cornerback

in senior **K'Waun Williams** and sophomore **Lafayette Pitts**. Williams, entering his third season as a starter, had 47 tackles and four interceptions last year. Pitts seized a starting role in his first active collegiate season and had 35 stops, one INT and a team-high nine pass breakups.

Competing behind Williams at the boundary corner position will be junior letterman **Brendon Felder**, mostly a special teams performer last year, and redshirt freshman **Jahmahl Pardner**, who was contributing in Pitt's nickel package before a knee injury – and eventual medical redshirt – ended his season in the third game. Also working at the boundary will be redshirt frosh **Ryan Lewis** and junior **Pat Fisher**.

Junior **Cullen Christian** will vie with Pitts at field corner after lettering as a top reserve last year. Also pushing for time will be senior **E.J. Banks** and redshirt frosh **Trenton Coles**.

Highly productive senior **Jason Hendricks** returns at free safety after earning All-Big East in 2012. Hendricks was a force against the run and pass last year, leading Pitt in tackles (90) and interceptions (six). His interception total was the highest by a Pitt player since 2000, while his 0.46 INTs per game led the Big East and ranked sixth nationally.

Junior **Eric Williams**, a starter at Sam linebacker last year, will move to free safety this spring. The rangy Williams had 52 tackles, two fumble recoveries and a pick in 2012.

At strong safety, junior **Ray Vinopal** will work to earn the starting nod after serving as a top reserve last season. Competition will come from redshirt freshmen **Jevonte Pitts** and **Ethan Brown**.

THE SPECIALISTS

Pitt will need to replace departed kicker Kevin Harper, who led the team in scoring last year (100 points on 20-27 field goals and 40-40 extra points). Spring repetitions will revolve around junior **Drake Greer** and redshirt freshman **Brad Lukasak**.

Senior **Matt Yoklic** enters his third season as Pitt's starting punter and has all-star potential. He enjoyed career production in 2012, averaging 41.8 yards per attempt. In addition to placekicker, Greer will also get reps at punter.

Senior **Kevin Barthelemy** is a two-year letterman at long snapper, handling punts, field goals and PATs. Sophomore **David Murphy** is back after lettering as Barthelemy's backup last year. Redshirt freshman **Pat Quirin** will also compete at long snapper.

PITT PERSONNEL BREAKDOWN

RETURNING PERSONNEL

■ OFFENSE (19)

Wide Receiver (4): DEVIN STREET***, Brandon Ifill**, Ronald Jones**, Ed Tinker**

Tackle (3): CORY KING**, MATT ROTHERAM**, Juantez Hollins*

Guard (3): RYAN SCHLIEPER**, Arthur Doakes**, Shane Johnson*

Center (0):

Tight End (2): J.P. HOLTZ*, Drew Carswell**

Quarterback (1): Trey Anderson*

Tailback (4): Isaac Bennett**, Desmond Brown*, Malcolm Crockett*, Rushel Shell*

Fullback (2): MARK GIUBILATO**, Adam Lazenga*

■ DEFENSE (24)

End (4): BRYAN MURPHY**, T.J. Clemmings**, Devin Cook*, Jack Lippert*

Tackle (5): AARON DONALD***, TYRONE EZELL***, Khaynin Mosley-Smith**, LaQuentin Smith**, Darryl Render*

Linebacker (8): SHANE GORDON***, TODD THOMAS**, ERIC WILLIAMS*, Emanuel Rackard***, Anthony Gonzalez**, Dan Mason**, Nicholas Grigsby*, Ejuan Price*

Strong Safety (0):

Free Safety (2): JASON HENDRICKS***, Ray Vinopal*

Cornerback (5): K'WAUN WILLIAMS***, LAFAYETTE PITTS*, E.J. Banks*, Cullen Christian*, Brendon Felder*

■ SPECIALISTS (3)

Kicker (0):

Punter (1): MATT YOKLIC**

Long Snapper (2): Kevin Barthelemy**, David Murphy*

PERSONNEL LOST

■ OFFENSE (11)

Wide Receiver (3): MIKE SHANAHAN****, Cameron Saddler****, Joshua Brinson**

Tackle (2): Justin Virbitsky***, Zenel Demhasaj*

Guard (1): CHRIS JACOBSON****

Center (1): RYAN TURNLEY****

Tight End (1): Hubie Graham**

Quarterback (1): TINO SUNSERI****

Tailback (2): RAY GRAHAM****, Corey Davis**

Fullback (0):

■ DEFENSE (7)

End (2): SHAYNE HALE**, Kris Wildman*

Tackle (0):

Linebacker (2): Joe Trebitz****, Manny Williams***

Strong Safety (2): JARRED HOLLEY****, Andrew Taglianetti****

Free Safety (1): Marco Pecora****

Cornerback (0):

■ SPECIALISTS (1)

Kicker (1): KEVIN HARPER****

Punter (0):

Long Snapper (0):

Lettermen Returning: 46

Starters Returning: 16

19 Offense (6 starters)

24 Defense (9 starters)

3 Specialists (1 starter)

Lettermen Lost: 19

Starters Lost: 8

11 Offense (5 starters)

7 Defense (2 starters)

1 Specialist (1 starter)

NOTE: *Players are listed under 2012 positions. This listing does not reflect any position changes for the 2013 season.*

CAPS indicate 2012 starters

* indicates letters earned

FINAL 2012 PITT TWO-DEEP

The following lists Pitt's final depth chart of the 2012 season. The class listing for each player indicates athletic eligibility at the start of the 2012 season. An asterisk after a player's class denotes redshirt year. Names listed in italics indicate those players who will not be returning in 2013.

OFFENSE

Wide Receiver

- 87 **MIKE SHANAHAN (6-5, 225, SR*)**
- 5 *Cameron Saddler (5-7, 160, SR*)*

Wide Receiver

- 15 **DEVIN STREET (6-4, 190, JR*)**
- 84 Ed Tinker (6-2, 190, JR*) or
- 14 Ronald Jones (5-8, 170, SO)

Left Tackle

- 78 **CORY KING (6-6, 325, JR*)**
- 69 Adam Bisnowaty (6-6, 275, FR)

Left Guard

- 54 **CHRIS JACOBSON (6-3, 295, SR*)**
- 64 Shane Johnson (6-5, 325, SO*)

Center

- 75 **RYAN TURNLEY (6-6, 320, SR*)**
- 57 Artie Rowell (6-2, 300, FR*)

Right Guard

- 56 **ARTHUR DOAKES (6-6, 340, SO*)**
- 64 Shane Johnson (6-5, 325, SO*)

Right Tackle

- 74 **MATT ROTHERAM (6-6, 335, SO*)**
- 52 *Zenel Demhasaj (6-7, 325, JR*)*

Tight End

- 83 **HUBIE GRAHAM (6-4, 255, SR*) OR**
- 86 **J.P. HOLTZ (6-4, 245, FR)**
- 6 Drew Carswell (6-4, 220, SO*)

Quarterback

- 12 **TINO SUNSERI (6-2, 215, SR*)**
- 10 Trey Anderson (6-0, 185, SO)

Tailback

- 1 **RAY GRAHAM (5-9, 190, SR)**
- 4 Rushel Shell (6-0, 215, FR)
- 34 Isaac Bennett (5-11, 205, SO)

Fullback

- 43 **MARK GIUBILATO (6-2, 230, SO*)**
- 46 Adam Lazenga (6-0, 235, SO*)

DEFENSE

Defensive End

- 45 **SHAYNE HALE (6-4, 260, SR*)**
- 90 T.J. Clemmings (6-6, 290, SO*)

Defensive Tackle

- 97 **AARON DONALD (6-0, 275, JR)**
- 91 Darryl Render (6-2, 270, FR)

Nose Tackle

- 50 **TYRONE EZELL (6-4, 300, JR*)**
- 95 Khaynin Mosley-Smith (6-0, 305, SO)

Defensive End

- 93 **BRYAN MURPHY (6-3, 255, SO*)**
- 92 Devin Cook (6-4, 235, FR*)

Middle Linebacker

- 44 **SHANE GORDON (6-1, 220, JR*)**
- 53 *Joe Trebitz (6-3, 220, SR*)*

Sam Linebacker

- 49 **ERIC WILLIAMS (6-3, 215, SO*)**
- 28 Anthony Gonzalez (6-3, 210, SO*)

Will Linebacker

- 8 **TODD THOMAS (6-2, 215, SO*)**
- 3 Nicholas Grigsby (6-1, 220, FR*)

Cornerback

- 23 **LAFAYETTE PITTS (5-11, 195, FR*)**
- 24 Cullen Christian (6-0, 195, SO*)

Cornerback

- 2 **K'WAUN WILLIAMS (5-10, 190, JR)**
- 24 Cullen Christian (6-0, 195, SO*)

Strong Safety

- 18 **JARRED HOLLEY (5-10, 190, SR*)**
- 41 *Andrew Taglianetti (5-11, 185, SR*)*

Free Safety

- 25 **JASON HENDRICKS (6-0, 180, JR*)**
- 9 Ray Vinopal (5-10, 190, SO*)

SPECIALISTS

Punter

- 92 **MATT YOKLIC (6-4, 215, JR*)**
- 48 Drake Greer (6-4, 200, SO*)

Placekicker

- 39 **KEVIN HARPER (5-10, 175, SR*)**
- 48 Drake Greer (6-4, 200, SO*)

Holder

- 92 **MATT YOKLIC (6-4, 215, JR*)**
- 41 *Andrew Taglianetti (5-11, 185, SR*)*

Long Snapper

- 58 **KEVIN BARTHELEMY (6-3, 245, JR*)**
- 67 David Murphy (6-1, 230, FR*)

Kickoff Returner

- 5 **CAMERON SADDLER (5-7, 160, SR*)**
- 23 **LAFAYETTE PITTS (5-11, 195, FR*)**

Punt Returner

- 5 **CAMERON SADDLER (5-7, 160, SR*)**
- 14 Ronald Jones (5-8, 170, SO)

PAUL CHRYST
HEAD COACH



PERSONAL INFORMATION

Born: November 17, 1965
Hometown: Madison, Wis.
Alma Mater: Wisconsin, 1988
Family: Chryst and his wife Robin have two daughters, Katy and Jojo, and one son, Danny.

COACHING EXPERIENCE
College

West Virginia, 1989-90, graduate assistant.
UW-Platteville, 1993, offensive coordinator & quarterbacks.
Illinois State, 1995, offensive coordinator & quarterbacks.
Oregon State, 1997-98, offensive coordinator & quarterbacks.
Wisconsin, 2002, tight ends.
Oregon State, 2003-04, offensive coordinator & quarterbacks.
Wisconsin, 2005, co-offensive coordinator & tight ends.
Wisconsin, 2006-11, offensive coordinator & quarterbacks.
Pittsburgh, 2012-present, head coach.

Professional

San Antonio Riders, 1991-92, wide receivers, running backs, tight ends (World League of American Football).
Ottawa Rough Riders, 1994, quarterbacks (Canadian Football League).
Saskatchewan Roughriders, 1996, offensive coordinator & quarterbacks (Canadian Football League).
San Diego Chargers, 1999-2001, tight ends (National Football League).

Paul Chryst did not have the luxury of easing into his new job as head football coach at the University of Pittsburgh. And that's exactly how he wanted it.

At his introductory press conference in December 2011, Chryst seemed eager to finish the ceremonial preliminaries, roll up his sleeves and get to work. "That's what I'm excited for," Chryst said. "To be able to start putting the action and the plan together. You don't talk about doing things. You just go do them."

To steal the old Nike advertising slogan, "Just Do It" has been Chryst's driving philosophy during his brief Pitt tenure. He has emphasized a substance-over-style approach that perfectly reflects the values of his new hometown.

His debut season witnessed the establishment of a promising foundation for future success. The 2012 Panthers won four of their final six regular-season games to earn a berth in the BBVA Compass Bowl. Pitt notched two victories over Top 25 opponents — 35-17 over Virginia Tech and 27-6 over Rutgers — and nearly claimed a third before falling in three overtimes, 29-26, to eventual BCS title game entrant Notre Dame.

Even after one season, it was easy to detect the Chryst blueprint taking shape. Known for his work with quarterbacks, Chryst's influence helped Tino Sunseri have the best season of his career. The senior passed for 3,288 yards — the second highest single-season total in school history — with 21 touchdowns against just three interceptions. Tailback Ray Graham rushed for a career-high 1,042 yards, giving Pitt a 3,000-yard passer and 1,000-yard rusher in the same season for the first time ever. Moreover, Mike Shanahan (983 receiving yards) and Devin Street (975) nearly gave the Panthers two 1,000-yard receivers in the same season, which also would have been unprecedented at Pitt.

An ever-improving defense yielded just 330.5 yards per game to rank 17th nationally. That unit returns nine starters in 2013 — including all-league performers Aaron Donald at defensive tackle and Jason Hendricks at safety.

Additionally, Chryst and his staff signed a 27-player recruiting class judged by Scout.com to be among the nation's top 20. It all adds up to an exciting outlook for the Panthers as they begin a new era this fall as members of the Atlantic Coast Conference.

Chryst took over at Pitt following an exceptional eight-year tenure at Wisconsin (2002, 2005-11), where he earned acclaim as one of college football's finest teachers and strategists. The Badgers compiled a 60-19 record (.759) during his six seasons overseeing the offense, which annually ranked among the best in the country.

In 2011, Chryst helped Wisconsin to an 11-3 record and its second consecutive Big Ten title and Rose Bowl berth. The Badgers featured a prolific offense that set no fewer than a dozen school records, including points per game (44.1 avg.), total offense per game (469.9 avg.), total rushing yards (3,298) and total passing yards (3,280).

From 2009-11, Wisconsin achieved the Big Ten's best record (32-8, .800) while averaging 39.2 points per game during that span. Chryst also coached the UW quarterbacks and was twice named a finalist for the prestigious Broyles Award, annually presented to college football's top assistant.

In many ways, those powerful Wisconsin offenses were a reflection of the man drawing up and calling the plays. The players were well prepared, fundamentally sound, workmanlike and had fun playing the game.

Adapting schemes to his players has been a hallmark of Chryst's coaching career. In 2011, quarterback Russell Wilson transferred from N.C. State to Wisconsin for his final season of eligibility. Despite not arriving on UW's campus until July, Wilson was seamlessly and effectively adapted into the Badgers' offensive attack. Under Chryst's guidance, Wilson would throw for more than 3,100 yards with 33 touchdowns and only four interceptions. He led the nation in pass efficiency with a staggering 191.78

BOWL GAMES AS A COACH

- 1989 Gator (West Virginia)
- 2002 Alamo (Wisconsin)
- 2003 Las Vegas (Oregon State)
- 2004 Insight (Oregon State)
- 2006 Capital One (Wisconsin)
- 2007 Capital One (Wisconsin)
- 2008 Outback (Wisconsin)
- 2008 Champs Sports (Wisconsin)
- 2009 Champs Sports (Wisconsin)
- 2011 Rose (Wisconsin)
- 2012 Rose (Wisconsin)
- 2013 BBVA Compass (Pitt)

WISCONSIN FIRST TEAM ALL-AMERICANS ON

OFFENSE UNDER CHRYST (2006-11)

- Tackle Joe Thomas# (2006)
- Tight End Travis Beckum (2007)
- Guard Kraig Urbik (2008)
- Tackle Gabe Carimi# (2010)
- Tight End Lance Kendricks* (2010)
- Guard John Moffitt (2010)
- Running Back Montee Ball (2011)
- Center Pete Konz (2011)
- Guard Kevin Zeitler (2011)

* Consensus
Unanimous

WISCONSIN MAJOR AWARD WINNERS ON OFFENSE UNDER CHRYST (2006-11)

- Johnny Unitas Golden Arm Award (nation's top senior quarterback)
- Quarterback Scott Tolzien (2010)*
- Outland Trophy (nation's outstanding college lineman)
- Tackle Joe Thomas (2006)*
- Tackle Gabe Carimi (2010)*

WISCONSIN BIG TEN AWARD WINNERS ON OFFENSE UNDER CHRYST (2006-11)

- Big Ten Player of the Year
- Running Back John Clay (2009)*
- Big Ten Lineman of the Year
- Tackle Gabe Carimi (2010)*
- Graham-George Big Ten Offensive Player of the Year
- Running Back Montee Ball (2011)*
- Ameche-Dayne Big Ten Running Back of the Year
- Running Back Montee Ball (2011)*
- Griese-Brees Big Ten Quarterback of the Year
- Quarterback Russell Wilson (2011)*

rating (topping Baylor Heisman Trophy winner Robert Griffin III's 189.48).

Wilson was named the Big Ten's inaugural winner of the "Griese-Brees Quarterback of the Year" award and went on to be an impact rookie starter with the Seattle Seahawks.

In 2010, Wisconsin nearly became the first team in FBS history to have three different players rush for at least 1,000 yards in the same season. The Badgers' devastating running game in 2010 featured James White (1,052 yards), John Clay (1,012) and Montee Ball (996). That team had an incredible 48 rushing touchdowns, tying the Big Ten record.

Ball was a first team All-American and Heisman Trophy finalist in 2011 after leading the nation in total rushing yards (1,923) and scoring (39 touchdowns and 16.71 points/game). Ball's 39 TDs tied the NCAA record set by Oklahoma State's Barry Sanders in 1988.

Despite the gaudy numbers his offenses annually produce, Chryst refuses to prioritize schemes over relationships. "Players don't care how much you know until they see how much you care," he said.

Chryst's approach to coaching undoubtedly was influenced by his family and upbringing. He has been around athletics and coaches his entire life.

His late father George was a longtime successful head coach at UW-Platteville, and a former Wisconsin player and assistant coach. Paul's brother Rick was a baseball player at Notre Dame and later the commissioner of the Mid-American Conference. Another brother, Geep, played football and baseball at Princeton, and is the quarterbacks coach for the San Francisco 49ers.

Legendary Wisconsin coach Barry Alvarez, who currently serves as the Badgers' athletic director, has also been an important and influential mentor for Chryst. "Pittsburgh couldn't have hired anyone more prepared for a head coaching job than Paul Chryst," Alvarez said. "He's one of the best coaches I've been around and he'll experience great success in his new job. Pitt gets an innovator, a hard worker and a winner."

"They were all great teachers," Chryst said of his coaching influences. "They had the ability to make corrections both loud and quietly but never in a demeaning or derogatory way." Such has been Chryst's style during a 24-year coaching career that includes 17 seasons on the collegiate level and seven years in the professional ranks.

Maybe the best compliment Chryst has received came from St. Louis Rams running back Steven Jackson, a three-time Pro Bowler who played under Chryst at Oregon State. Jackson, who has the NFL's longest active streak with eight consecutive 1,000-yard rushing seasons, was asked about Chryst after the Rams played the Steelers at Heinz Field. "He's a great coach," Jackson said. "If I were a parent, I'd send my kid to play for him."

Chryst was offensive coordinator and quarterbacks coach at Oregon State during the 2003 and '04 seasons. The 2003 Beavers became the first team in NCAA Division I history to have a 4,000-yard passer, 1,500-yard rusher and two 1,000-yard receivers. In addition to Jackson, Chryst's Oregon State pupils included running back Ken Simonton, the school's career rushing leader, and quarterback Derek Anderson, who left as the Pac-10's No. 2 career passing leader.

Chryst initially came to Wisconsin in 2002 after a three-year stint in the NFL as tight ends coach with the San Diego Chargers from 1999-2001.

Previously, Chryst held collegiate assistant coaching positions at Oregon State (1997-98), Illinois State (1995) and UW-Platteville (1993). He was also a graduate assistant at West Virginia (1989-90) under the famed Don Nehlen.

Chryst's other coaching posts in professional football included time with the Canadian Football League's Saskatchewan Roughriders (1996) and Ottawa Rough Riders (1994), as well as the World League's San Antonio Riders (1991-92).

Chryst was a three-year football letterman as a quarterback at Wisconsin, where he earned a degree in political science in 1988. He added a master's degree in educational administration from West Virginia in 1990.

He and his wife Robin have two daughters, Katy and JoJo, and a son, Danny.

JOE RUDOLPH

OFFENSIVE COORDINATOR/TIGHT ENDS



PERSONAL INFORMATION

Born: July 21, 1972
Hometown: Belle Vernon, Pa.
Alma Mater: Wisconsin, 1995
Family: Rudolph and his wife Dawn have two sons, Alex and Andrew.

COACHING EXPERIENCE

College
Ohio State, 2004-05, offensive graduate assistant coach; 2006, strength coordinator.
Nebraska, 2007, tight ends.
Wisconsin, 2008-11, tight ends.
Pittsburgh, 2012-present, offensive coordinator & tight ends.

Western Pennsylvania native **Joe Rudolph** returned to his roots to join Paul Chryst's Pitt coaching staff. Rudolph enters his second year as the Panthers' offensive coordinator and tight ends coach.

In his debut campaign at Pitt, Rudolph helped orchestrate an effectively balanced offensive attack that produced a 3,000-yard passer and 1,000-yard rusher. Tino Sunseri passed for 3,288 yards — the second highest single-season total in school history — with 21 touchdowns against just three interceptions. Tailback Ray Graham rushed for a career-high 1,042 yards and earned first team All-Big East.

It was the first time in school history Pitt had a 3,000-yard passer and 1,000-yard rusher in the same season. Moreover, Mike Shanahan (983 receiving yards) and Devin Street (975) nearly gave the Panthers two 1,000-yard receivers in the same season, which also would have been unprecedented at Pitt.

Rudolph also played an instrumental role in Pitt's 2013 signing class and was selected one of the country's top 25 recruiters by Rivals.com.

A native of Belle Vernon, Pa., Rudolph arrived at Pitt following four highly successful seasons at Wisconsin, his alma mater, as tight ends coach and recruiting coordinator. His efforts played a vital role in one of the best four-year runs in Badgers history. During that span, Wisconsin won two Big Ten titles and advanced to four bowl games, including a pair of Rose Bowls.

Under Rudolph's watch, Wisconsin had a tight end selected in three consecutive NFL drafts: Travis Beckum in 2009 (New York Giants), Garrett Graham in 2010 (Houston Texans) and Lance Kendricks in 2011 (St. Louis Rams). Kendricks will go down as one of the most decorated tight ends in UW history as he was a first team All-American and finalist for the John Mackey Award as a senior.

Prior to UW, Rudolph was tight ends coach at Nebraska in 2007. He also assisted with special teams and had direct oversight of the punt coverage unit.

Rudolph spent three years at Ohio State (2004-06), serving as an offensive graduate assistant his initial two seasons before being named the team's strength coordinator in 2006. As a G.A., his positional focus was on the offensive line, providing him the opportunity to work with such All-Big Ten performers as Rob Sims, Nick Mangold, Doug Datish and T.J. Downing. The Buckeyes played in a bowl game each year of his tenure, including the 2006 Fiesta Bowl and 2007 BCS National Championship Game.

A graduate of Belle Vernon Area High, Rudolph was a three-year starter in both football and basketball for the Leopards. One of the most heavily recruited football players in recent BVA history, he would sign with Wisconsin and become a member of Barry Alvarez's first Badgers recruiting class. Rudolph twice earned All-Big Ten honors as a hardnosed offensive lineman and was a three-time Academic All-Big Ten selection. In 1993 he helped the Badgers to a 10-1-1 record, the Big Ten title and first Rose Bowl victory in school history with a 21-16 decision over UCLA. As a senior in 1994, Rudolph served as a team captain and helped lead Wisconsin to an 8-3-1 record and 34-20 win over Duke in the Hall of Fame Bowl.

Rudolph played in the East-West Shrine Game and Senior Bowl all-star games. He went on to play two seasons in the National Football League, earning a roster spot with the Philadelphia Eagles in 1995 before joining the San Francisco 49ers in 1997. In 2002, at the age of 29, he was elected to the Mid Mon Valley All Sports Hall of Fame, becoming one of its youngest inductees ever.

Rudolph earned his bachelor's degree in zoology from Wisconsin in 1995. He received his master's degree in business administration from the Tepper School of Business at Carnegie Mellon University in 2004. Rudolph and his wife Dawn have two sons, Alex and Andrew.

MATT HOUSE

DEFENSIVE COORDINATOR/SAFETIES



PERSONAL INFORMATION

Born: May 17, 1978
Hometown: Harrison, Mich.
Alma Mater: Michigan State, 2000
Family: House and his wife Jessi have two sons, Jackson and Jacob, and a daughter, Avery.

COACHING EXPERIENCE

Professional
Carolina Panthers, 2008, special teams assistant & strength and conditioning assistant.

St. Louis Rams, 2009-11, quality control/defense.

College

Michigan State, 2001-02, graduate assistant/secondary.

North Carolina, 2003-04, defensive assistant.

Gardner-Webb, 2005, defensive line.

University of Buffalo, 2006-07, defensive backs & recruiting coordinator.

Pittsburgh, 2012, secondary; 2013, defensive coordinator & safeties.

After helping Pitt rank among college football's top pass defenses in 2012, **Matt House** was promoted to defensive coordinator by Paul Chryst in February.

House joined Chryst's staff last year as secondary coach following a four-season tenure in the National Football League. In his debut season with the Panthers, House's defensive backfield helped Pitt earn lofty NCAA rankings in pass defense (20th, 194.15 yards/game), pass efficiency defense (21st, 113.12 rating) and interceptions (26th, 15 total).

Pitt boasted a No. 17 national ranking in total defense, surrendering just 330.54 yards per game.

House oversaw the development of free safety Jason Hendricks, who was named All-Big East after leading the league and ranking sixth nationally in interceptions (0.46 per game). Hendricks' six total INTs were the most by a Pitt player since 2000. Additionally, House's starting cornerback tandem of K'Waun Williams (four interceptions) and Lafayette Pitts (one INT and a team-high nine pass breakups) emerged as one of the Big East's best in 2012.

Hendricks, Williams and Pitts all return in 2013, making the secondary an area of high promise for the Panthers' defense.

Prior to Pitt, House served as a defensive quality control coach with the St. Louis Rams from 2009-11. In 2008, he was a special teams assistant with the Carolina Panthers, who went 12-4 that year en route to the NFC South Division title and the fourth-ever playoff berth in franchise history. In addition to contributing to special teams, House also served Carolina as a strength and conditioning assistant.

Prior to his NFL stint, House was defensive backs coach and recruiting coordinator under Turner Gill at the University of Buffalo for two seasons (2006-07). In his final season at UB, the rising Bulls captured a share of the MAC East Division title. House's pupils at Buffalo included four-time first-team All-MAC safety Davonte Shannon, a native of Jeannette, Pa., and graduate of Jeannette High. Shannon finished as the Bulls' all-time leading tackler and signed a free agent contract with the Washington Redskins.

House additionally was defensive line coach at Gardner-Webb University (2005), where he helped develop consensus All-America defensive end Brian Johnston. The two-time Big South Conference Defensive Player of the Year would go on to be selected by the Kansas City Chiefs in the 2008 NFL Draft.

House began his coaching career as a graduate assistant at Michigan State (his alma mater) during the 2001 and '02 seasons and worked with the Spartans' defensive backs and special teams. The 2002 Spartans earned an invitation to the Silicon Valley Bowl. He also was a defensive assistant at North Carolina for two years (2003-04) working with the secondary.

House and his wife Jessi have two sons, Jackson and Jacob, and a daughter, Avery.

BROOKS BOLLINGER

QUARTERBACKS



PERSONAL INFORMATION

Born: November 15, 1979

Hometown: Grand Forks, N.D.

Alma Mater: Wisconsin, 2003

Family: Bollinger and his wife Natalie have three children: sons Miles and Beau, and daughter Liviana.

COACHING EXPERIENCE

College

Pittsburgh, 2012-present, quarterbacks.

High School

Hill Murray (Minn.), 2011, head coach.

Brooks Bollinger, one of the most prolific and efficient passers in Wisconsin Badgers history, enters his second season as quarterbacks coach at Pitt.

Bollinger was a four-year starter at Wisconsin from 1999-2002 and went on to play eight seasons in professional football. The Big Ten Network lauded him as one of the 10 best quarterbacks to play in the league from 2000-10.

That background helped him make an immediate impact on the position at Pitt, where he tutored graduated quarterback Tino Sunseri to the finest season of his career in 2012. Sunseri achieved personal bests in every statistical category, completing 256-of-393 passes (65.1%) for 3,288 yards and 21 touchdowns. He threw only three interceptions on the year, ranking Pitt second nationally in that category (trailing only Army, which threw two interceptions). Sunseri set a school record by throwing 271 consecutive passes without an interception, a streak that covered nine complete games and parts of two others.

Sunseri's passing yardage was the second highest single-season total in school history. He became only the fourth Pitt quarterback to reach 3,000 yards passing, joining a list that includes former NFL players Rod Rutherford, Alex Van Pelt and Tyler Palko.

Bollinger played under famed Wisconsin coach Barry Alvarez and was an impressive 30-12 as a starter. He had a 3-0 record in bowl games, becoming only the second quarterback in Big Ten history to start in three bowl victories.

As a redshirt freshman, Bollinger took over as the starter a month into the season and led Wisconsin to eight consecutive victories, the Big Ten title and a 17-9 victory over Stanford in the Rose Bowl. His performance earned him Big Ten Rookie of the Year honors as the Badgers finished with a No. 4 national ranking.

Bollinger would go on to become one of the most effective dual-threat quarterbacks in Wisconsin history. More than a decade following his final collegiate season, he still holds school records for rushing yards (1,767) and rushing touchdowns (26) by a quarterback. Bollinger is second all-time at Wisconsin in total offense (7,394 yards) and touchdown responsibility (64), and third in passing yards (5,627), completions (414) and touchdown passes (38).

As a senior, Bollinger was named a team captain and the recipient of UW's Wayne Souza Coaches Appreciation Award. He was also named to the American Football Coaches Association (AFCA) "Good Works Team," which honors football student-athletes for exemplary community service.

Bollinger played eight years in professional football, including six seasons in the National Football League and two in the United Football League. He was selected in the 2003 NFL Draft by the New York Jets and would play three seasons in New York before also spending time with the Minnesota Vikings and Dallas Cowboys.

Bollinger concluded his pro career by playing two seasons for the Florida Tuskers in the UFL. He was named the league's Most Valuable Player in 2009 after leading his team to an undefeated regular season and a berth in the UFL championship game.

Following his retirement from pro football, Bollinger embarked on his coaching career. As the first-year head coach at Minnesota's Hill Murray High School last fall, he led the Pioneers to a 9-3 record and their first state playoff berth in 24 years, advancing to the Class 4A semi-finals.

A native of Grand Forks, N.D., Bollinger was an outstanding football and baseball player at Central High School. He was North Dakota's Gatorade Football Player of the Year as a senior and would later be selected by the Los Angeles Dodgers in the Major League Baseball Draft.

A 2003 graduate of Wisconsin with a degree in history, Bollinger and his wife Natalie have three children: sons Miles and Beau, and daughter Liviana.

INOKE BRECKTERFIELD

DEFENSIVE LINE



PERSONAL INFORMATION

Born: April 25, 1977
Hometown: Kahuku, Hawaii
Alma Mater: Oregon State, 2007
Family: Breckterfield and his wife Carol have a son, Kalevi.

COACHING EXPERIENCE

College
Oregon State, 2007-08, graduate assistant/defensive line.
Weber State, 2009, defensive line.
Montana, 2010, defensive line.
UCLA, 2011, defensive line.
Pittsburgh, 2012-present, defensive line.

Inoke (pronounced ee-NO-kay) **Breckterfield**, a two-time All-Pac-10 defensive end as a collegian at Oregon State, enters his second year as defensive line coach at Pitt.

In his debut season with the Panthers, Breckterfield inherited a defensive front that needed to replace three starters. By season's end, that untested unit grew into an integral part of a defense that finished No. 17 nationally in fewest yards allowed (330.54 avg.). Tackle Aaron Donald was selected first team All-Big East after compiling a career-high 64 tackles and 18.5 tackles for loss. Donald's 1.54 TFLs per game led the Big East and ranked 12th nationally.

Breckterfield came to Pittsburgh after coaching the defensive line at UCLA in 2011. The Bruins played in the inaugural Pac-12 Championship Game and received an invitation to San Francisco's Kraft Fight Hunger Bowl.

Prior to UCLA, Breckterfield coached the defensive line at Montana during the 2010 season. The Grizzlies ranked first in the Big Sky Conference and 14th nationally in tackles for loss (7.64 per game), and second in the league and 18th nationally in sacks per contest (2.64). The year prior to Breckterfield's arrival in 2009, Montana ranked 103rd and 88th in those categories, respectively.

A tenacious defensive end at Oregon State, Breckterfield finished his collegiate career as the Beavers' career leader in tackles for loss (55.5) and sacks (19.5). As a senior in 1998, he was named an Associated Press All-American (third team) and the Pac-10's Morris Trophy Award recipient as the top defensive lineman in the league as voted on by Pac-10 offensive linemen. Breckterfield additionally was named Oregon State's "Male Athlete of the Year" and played in the prestigious Hula Bowl all-star game.

Breckterfield was twice named the Beavers' Most Valuable Player. He was the team's Defensive Rookie of the Year as a freshman.

Following his OSU career, he played five seasons in the Canadian Football League with the Toronto Argonauts (1999-2000) and Winnipeg Blue Bombers (2001-03). In Breckterfield's initial season with Winnipeg, the Blue Bombers advanced to the Grey Cup final after posting a franchise-best 14-4 mark and tying a CFL record with 12 consecutive wins.

Breckterfield began his coaching career under Mike Riley, his former head coach, at Oregon State. Joining the Beavers as a volunteer assistant in 2006, Breckterfield went on to serve as a graduate assistant in 2007 and '08 working with the defensive line. The 2008 Beavers finished with a No. 18 ranking after going 9-4 with a victory over Pitt in the Sun Bowl.

Following his graduate assistantship with Oregon State, Breckterfield landed his first full-time post as defensive line coach at Weber State in 2009, helping the Wildcats to a runner-up finish in the Big Sky.

Breckterfield owns a bachelor's degree in liberal studies from Oregon State. He and his wife Carol have a son, Kalevi.

BOBBY ENGRAM

WIDE RECEIVERS



PERSONAL INFORMATION

Born: January 7, 1973

Hometown: Camden, S.C.

Alma Mater: Penn State, 1995

Family: Engram and his wife Deanna have two daughters, Bobbi and Phoebe, and two sons, Dean and Trey.

COACHING EXPERIENCE

Professional

San Francisco 49ers, 2011, offensive assistant.

College

Pittsburgh, 2012-present, wide receivers.

Bobby Engram, who played 14 years in the National Football League following a decorated career at Penn State, enters his second season as wide receivers coach at Pitt.

Engram's influence was immediate and impactful on the Panthers' receiving corps in 2012. For the first time in school history, both Pitt starting wide receivers — Mike Shanahan and Devin Street — were named to the All-Big East Team in the same season.

Both players enjoyed career production. Shanahan had 983 yards on 62 receptions, while Street had 975 yards on 73 catches, nearly giving the Panthers an unprecedented two 1,000-yard receivers in the same season.

Engram joined Pitt after serving as an offensive assistant with the San Francisco 49ers in 2011. That season the 49ers won 14 games and the NFC West title en route to the NFC Championship Game.

Engram's NFL career spanned from 1996-2009 and included stints with the Chicago Bears (1996-2000), Seattle Seahawks (2001-08) and Kansas City Chiefs (2009). In 176 career regular-season games, he compiled 650 receptions for 7,751 yards and 35 touchdowns. Engram also played in nine NFL postseason contests, including Super Bowl XL when as a member of the Seahawks he had six catches for 70 yards against the Pittsburgh Steelers. In 2005, he was Seattle's recipient of the Ed Block Courage Award.

Engram is the most prolific and decorated pass catcher in Penn State history. He was a three-time All-American and three-time All-Big Ten selection from 1993-95, helping the Nittany Lions to a 31-5 record during that span. In 1994, Engram was the inaugural recipient of the Biletnikoff Award as the nation's top receiver after catching 52 passes for 1,029 yards (19.8 avg.).

Nearly two decades after his final collegiate season, Engram still ranks as the Nittany Lions' all-time leader in receiving yards (3,026), receiving touchdowns (31) and 100-yard receiving games (16). He is second in receptions (167) behind Deon Butler (179).

Engram is the only player in Penn State history to twice compile 1,000 receiving yards in a season (1994 and 1995). He also ranks second in school history with 786 career punt return yards.

A native of Camden, S.C., Engram and his wife Deanna have two daughters, Bobbi and Phoebe, and two sons, Dean and Trey. Engram established the "Bobby Engram Foundation," which aids in the research of sickle cell anemia.

He is a 1995 graduate of Penn State with a degree in exercise and sport science.

CHRIS HAERING

LINEBACKERS



PERSONAL INFORMATION

Born: June 10, 1967
Hometown: Pueblo, Colo.
Alma Mater: West Virginia, 1989
Family: Haering and his wife Melissa have two children: daughter Madison and son Mark.

COACHING EXPERIENCE

College
West Virginia, 1991, graduate assistant.
Pittsburgh, 2012-present, linebackers.
High School
Hampton (Pa.) High, 1993, assistant coach; 1994, head coach.
Mt. Lebanon (Pa.) High, 1995-2011, head coach.

Chris Haering enters his second year as linebackers coach at Pitt. He joined the collegiate ranks after establishing himself as one of the WPIAL's most respected high school football coaches over the past two decades.

Despite facing an array of injuries and inexperience last season, Haering's linebacker unit played at a productive level and helped Pitt rank 17th nationally in total defense, surrendering just 330.54 yards per game. Six players who started games at linebacker last year return, giving the position an optimistic outlook for 2013.

Haering joined the Panthers following an impressive tenure at nearby Mt. Lebanon High School, where he served as head football coach for 17 years. He compiled a 111-71 record from 1995-2011, leading the Blue Devils to 13 WPIAL playoff appearances and sending numerous players on to college football.

In 2000, Mt. Lebanon won the WPIAL Class AAAA championship when it defeated Woodland Hills, 14-13, in the final high school game ever played at Three Rivers Stadium. The game is still considered one of the most thrilling title games in recent WPIAL history.

Prior to Mt. Lebanon, Haering was the head coach at Hampton High in 1994 and led the program to an 8-3 mark and WPIAL playoff berth.

Haering also brings to Pitt an accomplished background as a collegiate player. He was a standout linebacker at West Virginia University from 1986-89, and is considered one of the Mountaineers' finest to ever play the position. Haering earned his bachelor's degree in secondary education from WVU in 1989.

It was at West Virginia that Haering first met Paul Chryst, who was a graduate assistant coach under Don Nehlen in 1989 and 1990.

Haering comes from a family of coaches. His father Chuck grew up in Pittsburgh and was a longtime coach on the NCAA Division II level. An uncle, Joe Haering, is a linebackers coach at Southern Methodist University and had prior coaching stints in the National Football League, Canadian Football League and as head coach of the Pittsburgh Gladiators in the Arena Football League. Additionally, Chris' younger brother Mark was a highly successful head coach at Pueblo South High (Colo.).

Haering and his wife Melissa have two children: daughter Madison and son Mark.

JIM HUEBER

OFFENSIVE LINE



PERSONAL INFORMATION

Born: August 14, 1948
Hometown: Philadelphia, Pa.
Alma Mater: South Dakota, 1971
Family: Hueber and his wife Nancy have four children: sons Jeffrey, Jonathan and Joseph, and daughter Kristine.

COACHING EXPERIENCE

Professional
Minnesota Vikings, 2006-10, assistant offensive line.

College

Cincinnati, 1974, graduate assistant.
Dodge City Community College, 1975-78, offensive line.
Wichita State, 1979-80, offensive coordinator & offensive line.
Temple, 1981-82, offensive line.
Memphis State, 1983, offensive line.
Minnesota, 1984-88, offensive line; 1989-91, assistant head coach, offensive coordinator, tight ends.
Wisconsin, 1992-94, running backs; 1995-2005, offensive line.
Pittsburgh, 2012-present, offensive line.

Jim Hueber, who owns nearly four decades of coaching experience on both the collegiate and professional levels, enters his second season as Pitt's offensive line coach.

Last year, Hueber's line overcame depth and injury challenges to help the Panthers produce a 3,000-yard passer and 1,000-yard rusher, the first time in school history that combination was achieved in the same season. Center Ryan Turnley enjoyed an exceptional senior year and was selected All-Big East — the first Pitt center to earn that designation since 2000.

Prior to his Pitt arrival, Hueber served five seasons with the Minnesota Vikings (2006-10) and helped tutor three Pro Bowlers while working with the offensive line. The Vikings' offensive front played a key role in helping Brett Favre enjoy a career season in 2009 when the veteran quarterback posted personal bests with a 107.2 passer rating and 33-to-7 TD/INT ratio. In 2008, the offensive line paved the way for Adrian Peterson's franchise-record 1,760 rushing yards.

Prior to working in the NFL, Hueber spent 33 years in the collegiate ranks, including an exceptional tenure under Barry Alvarez at Wisconsin (1992-2005), where he helped the Badgers evolve into a national power. During his time at UW, the Badgers posted a 112-57-4 overall record, won three Big Ten titles and three Rose Bowls.

Hueber spent his initial three years in Madison coaching the running backs before shifting his positional focus to the offensive line. Under his watch, the Badgers became known for producing big offensive fronts that annually featured top-notch NFL prospects.

Hueber oversaw the development of three first team All-Americans on Wisconsin's offensive line: Aaron Gibson, Chris McIntosh and Joe Thomas. Each of the trio would go on to be first-round NFL Draft selections. Thomas was Cleveland's first-round pick in the 2007 draft (third player taken overall) and has been voted to six consecutive Pro Bowls — the first Browns player since legendary running back Jim Brown to make it in each of his first six seasons.

Exceptional offensive lines helped Wisconsin annually feature one of the top rushing attacks in the Big Ten and nationally. In 1999, Hueber's group helped Heisman Trophy winner Ron Dayne become college football's all-time leading rusher with 6,397 yards.

Prior to UW, Hueber coached the offensive line at the University of Minnesota for eight seasons (1984-91), originally serving under Lou Holtz. Hueber's offensive linemen earned All-Big Ten honors 12 times during his tenure and helped running back Darrell Thompson become the Gophers' all-time leading rusher with 4,654 yards.

Hueber had additional college coaching stops at Memphis State University, Temple, Wichita State, Dodge City Community College and Cincinnati, where he earned his master's degree in physical education.

Hueber played college football at the University of South Dakota, graduating from USD in 1971. He was inducted into the Alumni Hall of Fame at his high school alma mater, Philadelphia's Northeast Catholic, in 2009.

Hueber and his wife Nancy have four children: sons Jeffrey, Jonathan and Joseph, and daughter Kristine.

JOHN PALERMO

DEFENSIVE ENDS & LINEBACKERS



PERSONAL INFORMATION

Birthdate: March 27, 1952
Hometown: Newburgh, N.Y.
Alma Mater: Florida State, 1974
Family: Palermo and his wife Donna have two children, son Jason and daughter Jessica.

COACHING EXPERIENCE

Professional
Washington Redskins, 2008-09, defensive line.

College

NC State, 1977-78, graduate assistant.
Austin Peay, 1979, defensive line & strength and conditioning.
Memphis State, 1980-82, defensive line.
Appalachian State, 1983, assistant head coach & defensive line.
Minnesota, 1984-87, defensive line.
Notre Dame, 1988-89, defensive line.
Austin Peay, 1990, head coach
Wisconsin, 1991-2005, assistant head coach; 1991-95, outside linebackers; 1996-2005, defensive line.
Miami (Fl.), 2006, defensive line.
Tennessee Tech, 2007, defensive line.
Middle Tennessee, 2010-11, defensive line.
Tennessee, 2012, defensive line.
Pittsburgh, 2013, defensive ends & linebackers.

Widely regarded as one of the finest defensive assistants in college football, **John Palermo** joined the Pitt staff in February as defensive ends and linebackers coach. The 38-year coaching veteran has an impressive track record of producing All-Americans, Pro Bowlers and top NFL Draft selections.

Palermo's Pitt appointment reunites him with Coach Paul Chryst. The pair previously worked together while serving under Barry Alvarez at Wisconsin.

Palermo was an integral figure in Wisconsin's rise to national stature. He was the Badgers' assistant head coach from 1991-2005 and also oversaw the defensive line (1996-2005) and outside linebackers (1991-95). Palermo coached four first-team All-Americans, four Big Ten Defensive Linemen of the Year and two Big Ten Defensive Players of the Year. He tutored a pair of first-round draft selections in Wendell Bryant (2002) and Erasmus James (2005). Incredibly in 2004, the Badgers' entire starting defensive line was selected in the NFL Draft.

Those punishing defenders helped Wisconsin capture three Big Ten titles (1993, 1998 and 1999) and three Rose Bowl victories during Palermo's tenure.

Prior to his arrival at Pitt, Palermo was the defensive line coach at the University of Tennessee (2012) and Middle Tennessee State University (2010-11). While at MTSU, he coached end Jamari Lattimore, the 2010 Sun Belt Conference Defensive Player of the Year, who now is with the Green Bay Packers.

His ability to produce future pros led to Palermo joining the NFL ranks for two seasons (2008-09) as the Washington Redskins' defensive line coach. During that time he worked with Brian Orakpo, who was named to the Pro Bowl as a rookie in a dual role as a defensive end and linebacker. The Redskins ranked fourth in the NFL in fewest yards allowed per game in 2008 and 10th in that category in 2009. Washington was sixth in the NFL in scoring defense in 2008.

Palermo's career has also been highlighted by two seasons at Notre Dame under Lou Holtz (1988-89). During his tenure in South Bend, he coached defensive lineman Chris Zorich, a two-time consensus All-American and the 1990 winner of the prestigious Lombardi Award. In 1988 the Irish claimed the national title with a 12-0 record, including a 34-21 Fiesta Bowl rout of West Virginia.

Palermo departed Notre Dame to serve as head coach at Austin Peay State University in 1990. That appointment returned him to the place where he received his first full-time coaching position as APSU's defensive line coach in 1979.

His other coaching stops include the University of Miami (2006), Tennessee Tech (2007), the University of Minnesota (1984-87), Appalachian State (1983) and Memphis State (1980-82). He began his college coaching career as a graduate assistant at NC State in 1977 and 1978.

A native of Newburgh, N.Y., Palermo is a 1974 graduate of Florida State and was a two-year football letterman for the Seminoles. He and his wife Donna have two children: son Jason, who coaches offensive line at Austin Peay, and daughter Jessica, who is the associate director of championships at the Big Ten Conference.

DESMOND ROBINSON

RUNNING BACKS



PERSONAL INFORMATION

Born: Sept. 29, 1956
Hometown: Atlanta, Ga.
Alma Mater: Pittsburgh, 1978
Family: Robinson and his wife Pearlana have two children, Jason and Ashley.

COACHING EXPERIENCE

College
Pittsburgh, 1981, graduate assistant.
Connecticut, 1982-86, defensive line & recruiting coordinator.
Dartmouth, 1987, inside linebackers.
West Virginia, 1988-90, defensive line; 1991, running backs.
Tulane, 1992-94, assistant head coach; 1992-93, defensive line; 1994, inside linebackers.
West Virginia, 1995-96, running backs.
Notre Dame, 1997-2001, running backs.
Syracuse, 2005-06, running backs; 2007-08, assistant athletic director/football operations.
Pittsburgh, 2012-present, running backs.

Professional

Barcelona (NFL Europe), 2002, defensive line.

High School/Prep

West Fulton (Ga.), 1978, assistant coach.
Westminster School (Conn.), 2003-04, head coach.

Desmond Robinson, who played on some of the greatest teams in Pitt football history as a collegian in the 1970s, returned to his alma mater in 2012 as running backs coach.

Robinson's nearly 30 years of experience on the collegiate, prep and professional levels proved to be an immediate asset for the Panthers' stable of running backs. Ray Graham, a viable prospect in April's NFL Draft, rushed for a career-high 1,042 yards and was selected first team All-Big East under Robinson's watch. Additionally, newcomer Rushel Shell was a potent complement to Graham by rushing for 641 yards, the most by a Big East freshman in 2012.

Robinson was a linebacker and defensive end at Pitt from 1974-78, playing under head coaches John Majors and Jackie Sherrill. He was a member of three squads that finished in the nation's Top 20, including the 1976 team that went 12-0 and was unanimously selected as national champions.

His collegiate coaching career began under Sherrill as a part-time assistant with the Panthers in 1981. Pitt went 11-1 that year and achieved a No. 2 ranking in the final coaches' poll following a 24-20 victory over Georgia in the Sugar Bowl.

Robinson would ultimately go on to coaching posts at Notre Dame, West Virginia, Syracuse, Tulane, Dartmouth and Connecticut. He also coached on the professional level with NFL Europe.

His standout pupils at running back include West Virginia's Amos Zereoue, a 1,000-yard rusher and the Big East's Rookie of the Year in 1996; Notre Dame's Autry Denson, who became the Irish's all-time leading rusher with 4,318 yards; and Syracuse's Damien Rhodes, one of the Orange's top 10 all-time rushers.

Robinson and Pitt head coach Paul Chryst previously worked together as assistants under Don Nehlen at West Virginia during the 1989 and '90 seasons. Incidentally, another Pitt assistant coach, Chris Haering, was a standout senior linebacker for the Mountaineers on the '89 squad.

Robinson had two coaching tours at West Virginia (1988-91 and 1995-96). Initially coaching the WVU defensive line, he oversaw the development of All-America Chris Parker and NFL first-round draft pick Renaldo Turnbull (New Orleans Saints).

Between his stints in Morgantown, Robinson was the assistant head coach at Tulane (1992-94) and also worked with the Green Wave's defensive line and linebackers.

From 1997-2001, Robinson was the running backs coach at Notre Dame, serving under another Jackie Sherrill protégée, Bob Davie. In addition to helping Autry Denson become the school's all-time leading ground gainer, Robinson also worked with standout Notre Dame backs Julius Jones, Tony Fisher and Joey Goodspeed – each of whom went on to NFL careers.

Robinson spent 2002 in NFL Europe coaching the defensive line with the Barcelona Dragons, and later was a head coach on the prep level at Westminster School in Connecticut (2003-04). He coached the running backs at Syracuse from 2005-06 and served as the Orange's assistant athletic director for football operations during the 2007-08 seasons.

Robinson earned his bachelor's degree in urban management from Pitt in 1978. He and his wife Pearlana, also a Pitt graduate, have two children, Jason and Ashley.

TODD RICE

STRENGTH AND CONDITIONING



PERSONAL INFORMATION

Born: January 14, 1964
Hometown: McFarland, Wis.
Alma Mater: Wisconsin-Platteville, 1987

HEAD STRENGTH & CONDITIONING COACH EXPERIENCE

College
Yale, 1994-97, head strength and conditioning coach.
California-Berkeley, 1997-2002, head strength and conditioning coach.
Boston College, 2002-07, head strength and conditioning coach.
NC State, 2007-2011, director of strength and conditioning.
Pittsburgh, 2012-present, head strength and conditioning coach.

In appointing **Todd Rice** as Pitt's head strength and conditioning coach, Paul Chryst hired a professional who has trained accomplished athletes in the Atlantic Coast Conference, Big East, Big Ten, Pac-10 and the National Football League.

Now in his second year at Pitt, Rice joined the Panthers after spending the prior five seasons overseeing the football strength and conditioning program at NC State. During his tenure, the Wolfpack made three bowl appearances, including back-to-back postseason victories over Louisville (2011 Belk Bowl) and West Virginia (2010 Champs Sports Bowl).

Rice oversaw the physical development of two NC State All-Americans. In 2011, cornerback David Amerson was a first team All-American after leading the country with 13 interceptions. In 2010, linebacker Nate Irving made a courageous comeback from injuries sustained in a car accident to earn All-America accolades.

Prior to NC State, Rice handled the strength and conditioning for the Boston College football team from 2002-07. The Eagles were a perennial bowl team during his time on Chestnut Hill, going 5-0 during the postseason. He trained 10 NFL Draft selections at Boston College, including defensive end Mathias Kiwanuka, who was a first-round pick of the New York Giants in 2006. Another Boston College product trained by Rice, guard Chris Snee, has been a fixture on the Giants' offensive front since being a second-round draft pick in 2004. Kiwanuka and Snee have each claimed two Super Bowl rings over the past six years.

Rice also was the head strength and conditioning coach at the University of California-Berkeley, where he and his four assistants oversaw the physical training for the Bears' 27 sports.

From 1994-97, Rice was the head strength and conditioning coach at Yale. He also served on the strength and conditioning staffs at Illinois, Wisconsin, Ball State and with the San Francisco 49ers.

Rice is a 1987 graduate of Wisconsin-Platteville and also earned a master's degree in kinesiology from Illinois in 1993.

CHRIS LASALA

ASSISTANT AD/FOOTBALL OPERATIONS



PERSONAL INFORMATION

Born: January 7, 1966
Hometown: Aliquippa, Pa.
Alma Mater: West Virginia, 1988
Family: LaSala and his wife Dana have one son, Anthony.

ADMINISTRATIVE EXPERIENCE

Temple, 1988, graduate assistant.
Pittsburgh, 1989, athletic department intern.
Temple, 1990, football administrative assistant; 1991-93, department recruiting coordinator; 1993, assistant athletic director.
Boston College, 1994-96, director of football operations.
Pittsburgh, 1997-present, director of football operations; 2000-present, assistant athletic director.

Chris LaSala enters his 17th season overseeing football operations for the University of Pittsburgh. He has served Pitt as an assistant athletic director the past 14 years.

A native of Aliquippa, Pa., LaSala ranks among the country's most respected professionals in his capacity. He truly has proven to be the Panthers' master of multi-tasking, handling such diverse responsibilities as team travel accommodations, youth summer camps, coaching clinics, preseason training camp arrangements as well as the daily administration for Pitt's football team. LaSala also serves as the football program's liaison to numerous campus offices and within the athletic department.

In 2004 he was named a recipient of the prestigious Chancellor's Award for Staff Excellence in service to the University of Pittsburgh. In 2006 LaSala was recognized as an "Outstanding Graduate" of Temple University's sport/recreation administration program.

LaSala was a chief coordinator and planner for Pitt's move to its state-of-the-art practice facility, the UPMC Sports Performance Complex. He has been instrumental in the planning of Pitt's trips to the 2013, 2012 and 2011 BBVA Compass Bowls, 2009 Meineke Car Care Bowl, 2008 Sun Bowl, 2005 Fiesta Bowl, 2003 Continental Tire Bowl, 2002 Insight Bowl, 2001 Tangerine Bowl, 2000 Insight Bowl and 1997 Liberty Bowl.

LaSala's career in athletics began at Temple, where he served as a graduate assistant. He then came to the University of Pittsburgh as an athletic department intern in 1989.

Prior to his 1997 Pitt appointment he served three years as the director of football operations at Boston College (1994-96), where he handled all the administrative duties for the football program, including overseeing the travel arrangements and organizing BC's youth camps.

During his BC tenure, the Eagles captured the 1994 Aloha Bowl and participated in the 1995 Kickoff Classic.


Before Boston College, LaSala spent four years at Temple (1990-93) as recruiting coordinator and ultimately was elevated to assistant athletic director. He initially joined Temple as a graduate assistant in 1988 and then returned to the Owls' football staff in 1990 as the administrative assistant.

LaSala graduated from West Virginia in 1988 with a bachelor's degree in accounting. He earned his master's degree in sports administration from Temple in 1991.

LaSala and his wife Dana have one son, Anthony.

BOB JUNKO

DIRECTOR OF FOOTBALL RELATIONS AND PROGRAM ENHANCEMENT



PERSONAL INFORMATION

Born: July 4, 1946
Hometown: Washington, Pa.
Alma Mater: Tulsa, 1968
Family: Junko's wife's name is Judy. Their family includes sons Jay and his wife Kim, Jeff and his wife Meredith, Mike and his wife Mistydae. Bob and Judy have eight grandchildren: Ryan, Joshua, Caleb, Bryn, Ethan, Lila Rose, Owen and Derek.

COACHING EXPERIENCE

College
Tulsa, 1968, graduate assistant; 1969, freshman coach; 1970-74, linebackers; 1975, defensive coordinator.
Texas Christian, 1976-81, defensive coordinator; 1979-81, assistant head coach.
Pittsburgh, 1982-85, defensive coordinator & linebackers.
Northwestern, 1986-87, defensive coordinator.
Akron, 1988-94, associate head coach & defensive coordinator.
Kent State, 1995-96, defensive coordinator & linebackers.
Pittsburgh, 1997-2005, defensive tackles; 2000-2006, assistant head coach; 2006, recruiting coordinator; 2007-present, director of football relations and program enhancement.

After spending nearly four decades in the coaching ranks, **Bob Junko** moved to the administrative side of college football in 2007 as Pitt's director of football relations and program enhancement.

Junko has been a natural for the role given his tremendous football acumen and contacts. Now in his seventh year in that capacity, he assists in the daily operations of the program and also focuses on the Panthers' extended family of football alumni.

One of the best-known football figures in the tri-state area, Junko has been a highly valuable figure within the Pitt program. He played a major role in the Panthers' recruiting successes over the past decade and in 2006 was named one of the nation's top 25 recruiters by Rivals. Junko also received wide praise from the press and players alike for his work with the Panthers' 2012 recruiting class.

The 2013 season marks the 17th year of Junko's second tour at Pittsburgh. He initially coached at Pitt from 1982-85, serving as defensive coordinator under head coach Foge Fazio. He returned in 1997 as defensive tackles coach under Walt Harris and was elevated to assistant head coach in 2000.

Prior to returning to Pittsburgh, Junko was the defensive coordinator at Kent State from 1995-96. Junko also served as the associate head coach and defensive coordinator for seven years at Akron (1988-94). He additionally held similar positions at Northwestern, TCU and Tulsa, his alma mater.

In his first stint with the Panthers, the 1982 team received a Cotton Bowl bid and finished ninth in the country. The 1983 Panthers earned a Fiesta Bowl berth and ranked 19th in the final polls.

Among the standouts on those defenses were tackle Bill Maas, defensive end Chris Doleman and defensive backs Tim Lewis and Tom Flynn, all of whom went on to careers in the NFL. Doleman was enshrined in the Pro Football Hall of Fame in 2012.

As a collegian, Junko starred at Tulsa as an inside linebacker and was an Honorable Mention All-American in 1967. He also was named to the All-Missouri Valley Conference team twice and served as team captain.

Junko earned a bachelor's degree in history education in 1968 and his master's in educational administration in 1970 at Tulsa. He was inducted into the University of Tulsa Sports Hall of Fame in 2007.

DANN KABALA

PLAYER PERSONNEL DIRECTOR



PERSONAL INFORMATION

Born: October 7, 1978

Hometown: Pittsburgh, Pa.

Alma Mater: Indiana University, 2001

Family: Kabala is married to the former Becky King.

Dann Kabala enters his second season as player personnel director for the University of Pittsburgh football team. In this capacity Kabala impacts nearly every area and person within the Panthers' program, including on-campus recruiting, operations and eligibility.

Kabala's appointment on Paul Chryst's staff marked his return to Pitt and Western Pennsylvania. A Pittsburgh native and graduate of Fox Chapel High School, he previously worked with Pitt football as a graduate assistant from 2005-07.

This past year, Kabala played an instrumental role in the signing of Pitt's 27-player recruiting class, ranked 20th nationally and third in the Atlantic Coast Conference by Scout.com. It was a continuation of his successful track record. Prior to Pitt, Kabala spent four years at the University of Arkansas, where he helped the Razorbacks sign three consecutive top 25 recruiting classes from 2010-12.

Kabala served the Arkansas football program in the areas of on-campus recruiting, eligibility coordination and academic support. He also was responsible for such successful initiatives as the Game Day Guest Professor program, the "Razorback 1000-Yard Club," which served to reinforce academic and community achievement, and the Football Academic Game Plan, which helped UA's football student-athletes achieve unprecedented levels of success in the classroom.

On the field, Arkansas posted 10-win seasons in each of Kabala's final two years. The 2011 Razorbacks finished with an 11-2 record, No. 5 national ranking and a victory over Kansas State in the Cotton Bowl.

Kabala boasts experience on the high school, collegiate and professional levels of football. He began his career as a football operations intern with his alma mater Indiana University (Bloomington). He later spent two seasons in the National Football League working with the Jacksonville Jaguars' operations department.

Kabala earned his MBA from the University of Pittsburgh in 2007. He graduated with high distinction from Indiana with a degree in sports marketing and management in 2001. Kabala played college football at Johns Hopkins University and was ranked eighth nationally in kickoff return average as a freshman.

He is married to the former Becky King, a Penn Hills native and University of Pittsburgh graduate.

ROB BLANC

HEAD ATHLETIC TRAINER



PERSONAL INFORMATION

Born: February 28, 1960
Hometown: Bethel Park, Pa.
Alma Mater: Slippery Rock, 1982
Family: Blanc's wife's name is Peggy. He has three children: son Jason and daughters Jordan and Shannon.

Rob Blanc enters his 26th year as head football athletic trainer and clinical instructor at Pitt. With his exceptional sports medicine knowledge and experience, Blanc is a tremendous resource for the entire Pitt athletic department.

In addition to his responsibilities with the football program, Blanc has a lead role with Pitt's Performance Team, a unique blending of the university's numerous resources to serve the total well being of Pitt student-athletes.

Blanc helps coordinate sports coverage, budget, inventory, drug testing and counseling. Additionally, he is an adjunct clinical instructor for Pitt's undergraduate athletic training curriculum, approved by the National Athletic Trainers Association (NATA).

In 2009, Blanc co-authored the textbook *Emergency Care in Athletic Training* with three graduates of the University of Pittsburgh.

Blanc graduated from Slippery Rock in 1982 and earned his master's in athletic training in 1984 from Ohio University. He is also a certified paramedic and was involved in an emergency medical service for 17 years in nearby Bethel Park.

A native of Pittsburgh, Blanc served as head athletic trainer at neighboring Duquesne University for two years before joining the Panthers' staff.

Blanc began his athletic training career as the head athletic trainer at New Lexington (Ohio) High School in 1983. A year later, he began working for the Pittsburgh Steelers on a part-time basis, serving at training camp and at all home games.

Blanc's wife's name is Peggy. He has three children: son Jason and daughters Jordan and Shannon.

2013 PITT GRADUATE ASSISTANT COACHES

NATE TICE

Offensive Graduate Assistant

Former college quarterback Nate Tice enters his second season as an offensive graduate assistant at Pitt.

A 2012 graduate of the University of Wisconsin with a degree in consumer affairs, Tice was a member of two Big Ten title teams during his three seasons (2009-11) in Madison. The Badgers went a combined 32-8 during that span and played in two Rose Bowls.

While at Wisconsin, Tice spent significant practice and preparation time with Paul Chryst, who served as offensive coordinator and quarterbacks coach during Tice's career.

Tice began his collegiate career at the University of Central Florida before transferring to Wisconsin. He was a prep standout at Edina (Minn.) High School, completing nearly 65% of his passes as a senior en route to All-Metro honors.

He is the son of Mike Tice, the former head coach of the Minnesota Vikings (2001-05). Before embarking on his successful pro coaching career, Mike played tight end in the NFL from 1981-95 with Seattle, Washington and Minnesota.

MICKEY TURNER

Offensive Graduate Assistant

Former Wisconsin Badgers tight end Mickey Turner enters his second season on the Pitt football staff and first as an offensive graduate assistant. Turner joined the Panthers in 2012 as a quality control assistant working on the offensive side of the ball.

Turner was a four-year letterman for the Badgers (2006-09) and played in a bowl game each year of his collegiate career. As a senior team captain, he helped Wisconsin to a 10-3 record and No. 16 final national ranking following a 20-14 victory over Miami (Fla.) in the 2009 Champs Sports Bowl.

The Missouri native also was a freshman letterman on the Badgers' 2006 team that went 12-1 and finished with a No. 5 ranking after beating Arkansas, 17-14, in the Capital One Bowl.

During Turner's career, Wisconsin went a combined 38-14 (.731), one of the winningest four-year periods in school history.

Turner was also an accomplished student at Wisconsin, earning Academic All-Big Ten three times. He was the recipient of the school's prestigious Ivan B. Williamson Scholastic Award, annually presented to the UW student-athlete with the most athletic and academic contribution.

Turner received his bachelor's degree in 2010 with a double major in entrepreneurship and management. He went on to earn his Master of Business Administration from Washington University in St. Louis in 2012. While pursuing his MBA, Turner was a volunteer assistant with the Wash U. football team, coaching the tight ends and assisting with special teams.

HANK POTEAT

Defensive Graduate Assistant

Former Pitt defensive back Hank Poteat (1996-99), who spent a decade as a player in the National Football League, joined the Panthers' staff in February as a defensive graduate assistant and will work with the cornerbacks.

Poteat returns to his alma mater where he was a two-time first-team All-Big East cornerback and led Pitt in interceptions in 1998 and 1999. As a junior in '98, he led the Big East and ranked fourth nationally with an average of 0.60 INTs per game (six total). Poteat was also a dangerous kickoff return man and still holds Pitt records for kick return yards in a season (764 in 1998) and career (2,010).

Poteat was a third-round selection of the Pittsburgh Steelers in the 2000 NFL Draft. As a rookie, he had a 53-yard punt return for a TD that sparked the Steelers past Washington, 24-3, in the final game ever played in Three Rivers Stadium.

Poteat would play for five NFL teams over 10 seasons and earned a Super Bowl ring as a member of the 2004 New England Patriots. He retired from the NFL following the 2009 season and spent the past two years as defensive backs coach at Kentucky Christian University.

A native of Harrisburg, Pa., and graduate of Harrisburg High, Poteat earned his bachelor's degree in social sciences from Pitt in 2011.

SPENCER WHIPPLE

Defensive Graduate Assistant

A former quarterback for the Miami Hurricanes and at nearby Pine-Richland High School, Spencer Whipple will serve Pitt as a defensive graduate assistant this season. Last year, Whipple was an assistant in the Panthers' football video department.

Whipple played in every single game his final two seasons at Miami, lettering as the team's primary holder for placements and as a reserve QB. He was named the Hurricanes' 2011 recipient of the Mariutto Family Scholar-Athlete Award. Whipple graduated from Miami with a degree in sociology.

As a senior at Pine-Richland, Whipple passed for nearly 1,500 yards and 11 touchdowns to lead the Rams to an 11-1 record, the Greater Allegheny Conference title and the semifinals of the WPIAL Class AAA playoffs. His performance earned him *Pittsburgh Post-Gazette* "Fabulous 22" North honors.

Whipple's 2012 appointment on the Pitt staff brought him back to the place where he began his collegiate playing career. Although he had opportunities on the FCS and Division II levels, he chose to join the Panthers as a walk-on signal caller in 2007.

Whipple owns an excellent coaching pedigree. His father Mark is a longtime and highly accomplished coach on the college and pro levels. He recently was the quarterbacks coach for the Cleveland Browns (2011-12) and also held that post with the Pittsburgh Steelers for three seasons (2004-06), including their 2005 Super Bowl championship campaign. As head coach of the University of Massachusetts (1998-2003), Mark Whipple directed the Minutemen to the 1998 NCAA Division I-AA national title.

ALPHABETICAL SPRING ROSTER

10	Trey Anderson*QB	JR	6-0	185	43	Mark Giubilato**FB	JR*	6-2	230	5	Ejuan Price*LB	SO*	6-0	235
	Pearland, TX/Pearland					Newtown Square, PA/St. Joseph's/Milford (NY)					Rankin, PA/Woodland Hills			
35	E.J. Banks*DB	SR*	5-11	190	28	Anthony Gonzalez**LB	JR*	6-3	210	29	Pat QuirinLS	FR*	6-1	225
	Pittsburgh, PA/Montour					Bethlehem, PA/Liberty					Pittsburgh, PA/Pittsburgh Central Catholic			
58	Kevin Barthelmy**LS	SR*	6-3	245	44	Shane Gordon***LB	SR*	6-1	220	59	Emanuel Rackard*** ...LB	SR*	6-0	220
	Moon Township, PA/Moon Area					Fort Lauderdale, FL/Cypress Bay					Belle Glade, FL/Glades Central			
34	Isaac Bennett**RB	JR	5-11	205	48	Drake GreerPK/P	JR*	6-4	200	91	Darryl Render*DL	SO	6-2	270
	Tulsa, OK/Booker T. Washington					Pittsburgh, PA/Bishop Canevin					Cleveland, OH/St. Edward			
69	Adam BisnowatyOL	FR*	6-6	275	3	Nicholas Grigsby*LB	SO*	6-1	220	38(D)	Anthony RippoleFB	FR*	5-10	240
	Pittsburgh, PA/Fox Chapel					Trotwood, OH/Trotwood-Madison					McKees Rocks, PA/Montour			
4	Bam BradleyLB	FR*	6-2	230	62	John GuyOL	FR*	6-7	285	11	Deaysean RippyLB	FR*	6-2	200
	Dayton, OH/Trotwood-Madison					Somerville, MA/New Hampton School (NH)					McKees Rocks, PA/Sto-Rox			
30(D)	Desmond Brown*RB	SR*	5-9	185	25	Jason Hendricks***DB	SR*	6-0	180	71	Gabe RobertsOL	FR*	6-5	295
	Miami, FL/Miami Norland/Miami Dade College					Brooklyn, NY/Hudson Catholic (NJ)					New London, WI/New London			
19	Ethan BrownDB	FR*	5-10	195	70	Juantez Hollins*OL	SR*	6-5	330	74	Matt Rotheram**OL	JR*	6-6	335
	Royersford, PA/The Haverford School					Aliquippa, PA/Aliquippa					North Olmsted, OH/North Olmsted			
34(D)	Keegan BuckDL	SO*	6-1	215	86	J.P. Holtz*TE	SO	6-4	245	57	Artie RowellOL	SO*	6-2	300
	Henderson, NV/Foothill					Pittsburgh, PA/Shaler Area					Harrisburg, PA/Central Dauphin			
30	Mike CapraraLB	FR*	6-0	200	20	Brandon Ifill**WR	JR*	6-1	195	7	Tom SavageQB	SR*	6-5	230
	Turtle Creek, PA/Woodland Hills					Pittsburgh, PA/Penn Hills					Springfield, PA/Cardinal O'Hara			
6	Drew Carswell**TE	JR*	6-4	220	55	Terrell JacksonDL	FR*	6-3	275	76	Ryan Schlieper**OL	SR*	6-5	310
	Pittsburgh, PA/Sto-Rox					Columbus, OH/Marion-Franklin					Wexford, PA/North Allegheny			
7(D)	Tra'Von ChapmanQB	FR	6-2	200	54	Tyrique JarrettDL	FR	6-3	320	1	Rushel Shell*RB	SO	6-0	215
	Kent, OH/Theodore Roosevelt					Pittsburgh, PA/Taylor Allderdice/Milford (NY)					Hopewell, PA/Hopewell			
24	Cullen Christian*DB	JR*	6-0	195	64	Shane Johnson*OL	JR*	6-5	325	98	LaQuentin Smith**DL	JR	6-2	265
	Pittsburgh, PA/Penn Hills					Fort Washington, MD/DeMatha Catholic					Orlando, FL/Dr. Phillips			
68	T.J. Clemmings**OL	JR*	6-6	290	14	Ronald Jones**WR	JR	5-8	170	52	Shakir SotoDL	FR	6-3	230
	Teaneck, NJ/Paterson Catholic					Fort Meade, FL/Fort Meade					Wilkes-Barre, PA/G.A.R. Memorial			
17	Trenton ColesDB	FR*	6-3	165	78	Cory King**OL	SR*	6-6	325	15	Devin Street***WR	SR*	6-4	190
	Clairton, PA/Clairton					Stoneboro, PA/Lakeview					Bethlehem, PA/Liberty			
92(D)	Devin Cook*DL	SO*	6-4	235	46	Adam Lazenga*FB	JR*	6-0	235	8	Todd Thomas**LB	JR*	6-2	215
	Beaver Falls, PA/Beaver Falls					Bethel Park, PA/Bethel Park					Beaver Falls, PA/Beaver Falls/Milford (NY)			
85	Jacob CraigLB	FR*	6-2	225	38	Ryan LewisDB	FR*	6-0	180	84	Ed Tinker**WR	SR*	6-2	190
	Berlin, PA/Berlin Brothersvalley					Seattle, WA/ Eastlake					Pittsburgh, PA/Brashear/North Carolina Tech			
32	Malcolm Crockett*RB	SO*	5-10	200	90	Jack Lippert*DL	SR*	6-4	280	9	Ray Vinopal*DB	JR*	5-10	190
	Takoma Park, MD/Friendship Collegiate Acad.					Harrisburg, PA/Central Dauphin					Youngstown, OH/Cardinal Mooney			
26	Chris DavisWR	FR*	5-9	180	15(D)	Brad LukasakPK	FR*	6-0	175	16	Chad VoytikQB	FR*	6-1	205
	Austintown, OH/Austintown Fitch					Orwigsburg, PA/Blue Mountain					Cleveland, TN/Cleveland			
27	Demitrious DavisRB	FR*	5-10	175	40	Dan Mason**LB	SR*	6-0	240	88	Kevin Weatherspoon...WR	JR*	5-10	170
	Austintown, OH/Austintown Fitch					Pittsburgh, PA/Penn Hills					Clairton, PA/Clairton			
56	Arthur Doakes**OL	JR*	6-6	340	95	Khaynin Mosley-Smith** DL	JR	6-0	305	49	Eric Williams*DB	JR*	6-3	215
	Lebanon, PA/Lebanon					Pittsburgh, PA/Woodland Hills/Milford (NY)					Yardley, PA/Pennsbury			
97	Aaron Donald***DL	SR	6-0	275	93	Bryan Murphy**DL	JR*	6-3	255	2	K'Waun Williams***DB	SR	5-10	190
	Pittsburgh, PA/Penn Hills					Washingtonville, NY/Don Bosco Prep (NJ)					Paterson, NJ/St. Joseph Regional			
37	David DurhamDL	JR*	6-1	245	67	David Murphy*LS	SO*	6-1	230	17(D)	Chris WuestnerWR	FR*	6-2	205
	Charlotte, NC/Charlotte Christian					Buffalo, NY/St. Francis					Carlisle, PA/Carlisle			
50	Tyrone Ezell***DL	SR*	6-4	300	83	Scott OrndoffTE	FR	6-5	245	92	Matt Yoklic**P	SR*	6-4	215
	Munhall, PA/Steel Valley					Waynesburg, PA/Seton-LaSalle					Gibsonia, PA/Pine-Richland			
21	Brendon Felder*DB	JR*	5-10	180	10(D)	Jahmahl PardnerDB	FR*	5-11	170	36	Brett ZuckWR	JR*	6-1	185
	Lynn, MA/Gateway (PA)					Rochester, NY/Aquinas Institute					Shipperville, PA/Keystone			
39	Pat FisherDB	JR*	5-9	170	12	Jevonte PittsDB	FR*	5-11	205					
	Rutledge, PA/Strath Haven					Forest Hills, PA/Woodland Hills								
12(D)	Dontez FordWR	FR*	6-2	200	23	Lafayette Pitts*DB	SO*	5-11	195					
	McKees Rocks, PA/Sto-Rox					Duquesne, PA/Woodland Hills								
82	Manasseh GarnerTE	FR	6-2	220	22	Devon PorchiaLB	FR*	6-2	225					
	Pittsburgh, PA/Brashear					Parkville, MD/Gilman School								

* following class denotes redshirt season

* following name denotes letters earned

(D) denotes duplicate number

NUMERICAL SPRING ROSTER


1	Rushel Shell*.....RB SO 6-0 215 Hopewell, PA/Hopewell	26	Chris Davis.....WR FR* 5-9 180 Austintown, OH/Austintown Fitch	59	Emanuel Rackard***...LB SR* 6-0 220 Belle Glade, FL/Glades Central
2	K'Waun Williams***...DB SR 5-10 190 Paterson, NJ/St. Joseph Regional	27	Demitrious Davis.....RB FR* 5-10 175 Austintown, OH/Austintown Fitch	62	John Guy.....OL FR* 6-7 285 Somerville, MA/New Hampton School (NH)
3	Nicholas Grigsby*.....LB SO* 6-1 220 Trotwood, OH/Trotwood-Madison	28	Anthony Gonzalez**...LB JR* 6-3 210 Bethlehem, PA/Liberty	64	Shane Johnson*.....OL JR* 6-5 325 Fort Washington, MD/DeMatha Catholic
4	Bam Bradley.....LB FR* 6-2 230 Dayton, OH/Trotwood-Madison	29	Pat Quirin.....LS FR* 6-1 225 Pittsburgh, PA/Pittsburgh Central Catholic	67	David Murphy*.....LS SO* 6-1 230 Buffalo, NY/St. Francis
5	Ejuan Price*.....LB SO* 6-0 235 Rankin, PA/Woodland Hills	30	Mike Caprara.....LB FR* 6-0 200 Turtle Creek, PA/Woodland Hills	68	T.J. Clemmings**.....OL JR* 6-6 290 Teaneck, NJ/Paterson Catholic
6	Drew Carswell**.....TE JR* 6-4 220 Pittsburgh, PA/Sto-Rox	30(D)	Desmond Brown*.....RB SR* 5-9 185 Miami, FL/Miami Norland/Miami Dade College	69	Adam Bisnowaty.....OL FR* 6-6 275 Pittsburgh, PA/Fox Chapel
7	Tom Savage.....QB SR* 6-5 230 Springfield, PA/Cardinal O'Hara	32	Malcolm Crockett*.....RB SO* 5-10 200 Takoma Park, MD/Friendship Collegiate Acad.	70	Juantez Hollins*.....OL SR* 6-5 330 Aliquippa, PA/Aliquippa
7(D)	Tra'Von Chapman.....QB FR 6-2 200 Kent, OH/Theodore Roosevelt	34	Isaac Bennett**.....RB JR 5-11 205 Tulsa, OK/Booker T. Washington	71	Gabe Roberts.....OL FR* 6-5 295 New London, WI/New London
8	Todd Thomas**.....LB JR* 6-2 215 Beaver Falls, PA/Beaver Falls/Milford (NY)	34(D)	Keegan Buck.....DL SO* 6-1 215 Henderson, NV/Foothill	74	Matt Rotheram**.....OL JR* 6-6 335 North Olmsted, OH/North Olmsted
9	Ray Vinopal*.....DB JR* 5-10 190 Youngstown, OH/Cardinal Mooney	35	E.J. Banks*.....DB SR* 5-11 190 Pittsburgh, PA/Montour	76	Ryan Schlieper**.....OL SR* 6-5 310 Wexford, PA/North Allegheny
10	Trey Anderson*.....QB JR 6-0 185 Pearland, TX/Pearland	36	Brett Zuck.....WR JR* 6-1 185 Shipperville, PA/Keystone	78	Cory King**.....OL SR* 6-6 325 Stoneboro, PA/Lakeview
10(D)	Jahmahl Pardner.....DB FR* 5-11 170 Rochester, NY/Aquinas Institute	37	David Durham.....DL JR* 6-1 245 Charlotte, NC/Charlotte Christian	82	Manasseh Garner.....TE FR 6-2 220 Pittsburgh, PA/Brashear
11	Deaysean Rippy.....LB FR* 6-2 200 McKees Rocks, PA/Sto-Rox	38	Ryan Lewis.....DB FR* 6-0 180 Seattle, WA/ Eastlake	83	Scott Orndoff.....TE FR 6-5 245 Waynesburg, PA/Seton-LaSalle
12	Jevonte Pitts.....DB FR* 5-11 205 Forest Hills, PA/Woodland Hills	38(D)	Anthony Rippole.....FB FR* 5-10 240 McKees Rocks, PA/Montour	84	Ed Tinker**.....WR SR* 6-2 190 Pittsburgh, PA/Brashear/North Carolina Tech
12(D)	Dontez Ford.....WR FR* 6-2 200 McKees Rocks, PA/Sto-Rox	39	Pat Fisher.....DB JR* 5-9 170 Rutledge, PA/Strath Haven	85	Jacob Craig.....LB FR* 6-2 225 Berlin, PA/Berlin Brothersvalley
14	Ronald Jones**.....WR JR 5-8 170 Fort Meade, FL/Fort Meade	40	Dan Mason**.....LB SR* 6-0 240 Pittsburgh, PA/Penn Hills	86	J.P. Holtz*.....TE SO 6-4 245 Pittsburgh, PA/Shaler Area
15	Devin Street***.....WR SR* 6-4 190 Bethlehem, PA/Liberty	43	Mark Giubilato**.....FB JR* 6-2 230 Newtown Square, PA/St. Joseph's/Milford (NY)	88	Kevin Weatherspoon...WR JR* 5-10 170 Clairton, PA/Clairton
15(D)	Brad Lukasak.....PK FR* 6-0 175 Orwigsburg, PA/Blue Mountain	44	Shane Gordon***.....LB SR* 6-1 220 Fort Lauderdale, FL/Cypress Bay	90	Jack Lippert*.....DL SR* 6-4 280 Harrisburg, PA/Central Dauphin
16	Chad Voytik.....QB FR* 6-1 205 Cleveland, TN/Cleveland	46	Adam Lazenga*.....FB JR* 6-0 235 Bethel Park, PA/Bethel Park	91	Darryl Render*.....DL SO 6-2 270 Cleveland, OH/St. Edward
17	Trenton Coles.....DB FR* 6-3 165 Clairton, PA/Clairton	48	Drake Greer.....PK/P JR* 6-4 200 Pittsburgh, PA/Bishop Canevin	92	Matt Yoklic**.....P SR* 6-4 215 Gibsonia, PA/Pine-Richland
17(D)	Chris Wuestner.....WR FR* 6-2 205 Carlisle, PA/Carlisle	49	Eric Williams*.....DB JR* 6-3 215 Yardley, PA/Pennsbury	92(D)	Devin Cook*.....DL SO* 6-4 235 Beaver Falls, PA/Beaver Falls
19	Ethan Brown.....DB FR* 5-10 195 Royersford, PA/The Haverford School	50	Tyrone Ezell***.....DL SR* 6-4 300 Munhall, PA/Steel Valley	93	Bryan Murphy**.....DL JR* 6-3 255 Washingtonville, NY/Don Bosco Prep (NJ)
20	Brandon Ifill**.....WR JR* 6-1 195 Pittsburgh, PA/Penn Hills	52	Shakir Soto.....DL FR 6-3 230 Wilkes-Barre, PA/G.A.R. Memorial	95	Khaynin Mosley-Smith** DL JR 6-0 305 Pittsburgh, PA/Woodland Hills/Milford (NY)
21	Brendon Felder*.....DB JR* 5-10 180 Lynn, MA/Gateway (PA)	54	Tyrique Jarrett.....DL FR 6-3 320 Pittsburgh, PA/Taylor Allerdice/Milford (NY)	97	Aaron Donald***.....DL SR 6-0 275 Pittsburgh, PA/Penn Hills
22	Devon Porchia.....LB FR* 6-2 225 Parkville, MD/Gilman School	55	Terrell Jackson.....DL FR* 6-3 275 Columbus, OH/Marion-Franklin	98	LaQuentin Smith**.....DL JR 6-2 265 Orlando, FL/Dr. Phillips
23	Lafayette Pitts*.....DB SO* 5-11 195 Duquesne, PA/Woodland Hills	56	Arthur Doakes**.....OL JR* 6-6 340 Lebanon, PA/Lebanon		
24	Cullen Christian*.....DB JR* 6-0 195 Pittsburgh, PA/Penn Hills	57	Artie Rowell.....OL SO* 6-2 300 Harrisburg, PA/Central Dauphin		
25	Jason Hendricks***.....DB SR* 6-0 180 Brooklyn, NY/Hudson Catholic (NJ)	58	Kevin Barthelemy**.....LS SR* 6-3 245 Moon Township, PA/Moon Area		

* following class denotes redshirt season

* following name denotes letters earned

(D) denotes duplicate number

PLAYER BIOGRAPHY CAPSULES



Trey Anderson*

Quarterback
6-0 • 185 • JR
Pearland, Texas

10

- **Anderson 2012 Review**
- Played in one game (Gardner-Webb) and was 2-2 for 53 yards
- **Anderson Career Bests**

Pass Yards: 53 vs. Gardner-Webb (9/22/12)
Completions: 5 vs. twice, most recent vs. Utah (10/15/11)
Attempts: 19 vs. Utah (10/15/11)
Pass TDs: 0
INTs: 2 vs. Utah (10/15/11)
Rush Yards: 24 vs. Utah (10/15/11)
Rush Attempts: 7 vs. Utah (10/15/11)
Rush TDs: 0

• Anderson Career Statistics

Passing	G/GS	Att.	Comp.	Pct.	Yds.	Int.	TDs	Effic.
2011	4/0	33	12	36.4	55	3	0	32.18
2012	1/0	2	2	100.0	53	0	0	322.60
TOTAL	5/0	35	14	40.0	108	3	0	48.78

Rushing	G/GS	Att.	Yards	Avg.	Long	TDs	Pts.
2011	4/0	8	30	3.8	12	0	0
2012	1/0	0	0	—	—	0	0
TOTAL	5/0	8	30	3.8	12	0	0



Isaac Bennett**

Running Back
5-11 • 205 • JR
Tulsa, Okla.

34

- **Bennett 2012 Review**
- Played in all 12 regular-season games but missed the BBVA Compass Bowl vs. Ole Miss due to a left shoulder injury
- Had 141 rushing yards on 29 carries (4.9 avg.) and three TDs on the year
- Had season-high 52 rush yards (on six attempts) vs. Gardner-Webb
- Had career-high two rushing TDs vs. Gardner-Webb (3 and 11 yards)

• Bennett Career Bests

Rush Attempts: 16 vs. West Virginia (11/25/11)
Rush Yards: 69 twice, most recent vs. West Virginia (11/25/11)
Rush TDs: 2 vs. Gardner-Webb (9/22/12)
Receptions: 7 vs. Syracuse (12/3/11)
Receiving Yards: 61 vs. Syracuse (12/3/11)
Receiving TDs: 1 vs. Syracuse (12/3/11)

• Bennett Career Statistics

Rushing	G/GS	Att.	Yards	Avg.	Long	TDs	Pts.
2011	5/2	58	237	4.1	20	2	12
2012	12/0	29	141	4.9	21	3	18
TOTAL	17/2	87	378	4.3	21	5	30

Receiving	G/GS	Rec.	Yards	Avg.	Long	TDs	Pts.
2011	5/2	14	88	6.3	22	1	6
2012	12/0	8	78	9.8	14	0	0
TOTAL	17/2	22	166	7.5	22	1	6



Drew Carswell**

Tight End
6-4 • 220 • JR*
Pittsburgh, Pa.

6

- **Carswell 2012 Review**
- Played in 10 games, starting four
- Totaled 13 catches for 163 yards (12.5 avg.) and two TDs
- **Carswell Career Bests**

Receptions: 5 vs. Connecticut (11/9/12)
Receiving Yards: 83 vs. Connecticut (11/9/12)
Receiving TDs: 1 three times, most recent vs. Connecticut (11/9/12)

• Carswell Career Statistics

Receiving	G/GS	Rec.	Yards	Avg.	Long	TDs	Pts.
2011	13/3	13	140	10.8	28	1	6
2012	10/4	13	163	12.5	23	2	12
TOTAL	23/7	26	303	11.7	28	3	18



Cullen Christian*

Defensive Back
6-0 • 195 • JR*
Pittsburgh, Pa.

24

- **Christian 2012 Review**
- Played in 12 games, starting the initial two contests of the year
- 2012 marked his first active season at Pitt following a 2011 transfer from Michigan
- Had 16 tackles and one PBU on the season
- Had personal-best five tackles vs. Youngstown State in his Pitt debut

• Christian Career Bests

Tackles: 5 vs. Youngstown State (9/1/12)
TFLs: 0
Interceptions: 0

• Christian Career Statistics

Defense	G/GS	Sacks	FR	PBU	Int.	UT	AT	TFL	TOT
2010*	11/0	0.0	0	0	0	5	1	0-0	6
2012	12/2	0.0	0	1	0	9	7	0-0	16
TOTAL	23/2	0.0	0	1	0	14	8	0-0	22

* at Michigan



T.J. Clemmings**

Offensive Lineman
6-6 • 290 • JR*
Teaneck, N.J.

68

• Clemmings 2012 Review

- Playing defensive end, appeared in eight games and started six
- Had 20 tackles and one TFL
- Had career-high eight stops at Buffalo
- Moved to the offensive line during bowl game prep but did not play in the BBVA Compass Bowl vs. Ole Miss

• Clemmings Career Bests

Tackles: 8 vs. Buffalo (10/20/12)

TFLs: 1 twice, most recent vs. Virginia Tech (9/15/12)

Sacks: 0

• Clemmings Career Statistics

Defense	G/GS	Sacks	FR	PBU	Int.	UT	AT	TFL	TOT
2010	8/0	0.0	0	0	0	2	1	1.0-3	3
2012	8/6	0.0	0	0	0	13	7	1.0-2	20
TOTAL	16/6	0.0	0	0	0	15	8	2.0-5	23



Devin Cook*

Defensive Lineman
6-4 • 235 • SO*
Beaver Falls, Pa.

92

• Cook 2012 Review

- Played in 13 games, starting one in his first active collegiate season
- Had 14 tackles, eight TFLs, one sack and two forced fumbles
- In first career starting assignment, had personal-best five tackles, two TFLs and a forced fumble vs. Virginia Tech

• Cook Career Bests

Tackles: 5 vs. Virginia Tech (9/15/12)

TFLs: 2 twice, most recent vs. USF (12/1/12)

Sacks: 1 vs. Gardner-Webb (9/22/12)

• Cook Career Statistics

Defense	G/GS	Sacks	FR	PBU	Int.	UT	AT	TFL	TOT
2012	13/1	1.0	0	0	0	11	3	8.0-30	14



Malcolm Crockett*

Running Back
5-10 • 200 • SO*
Takoma Park, Md.

32

• Crockett 2012 Review

- Played in 12 games, primarily as a special teams contributor
- Collected six tackles on coverage units while rushing for 50 yards on 12 carries (4.2 avg.) and catching two passes for 24 yards (12.0 avg.)
- Had a career-high 32 yards on seven carries vs. Gardner-Webb and also had 18 yards on five attempts vs. Ole Miss in the BBVA Compass Bowl

• Crockett Career Bests

Rush Attempts: 7 vs. Gardner-Webb (9/22/12)

Rush Yards: 32 vs. Gardner-Webb (9/22/12)

Rush TDs: 0

Receptions: 2 vs. Ole Miss (BBVA Compass Bowl, 1/5/13)

Receiving Yards: 24 vs. Ole Miss (BBVA Compass Bowl, 1/5/13)

Receiving TDs: 0

• Crockett Career Statistics

Rushing	G/GS	Att.	Yards	Avg.	Long	TDs	Pts.
2012	12/0	12	50	4.2	11	0	0

Receiving	G/GS	Rec.	Yards	Avg.	Long	TDs	Pts.
2012	12/0	2	24	12.0	16	0	0



Aaron Donald***

Defensive Lineman
6-0 • 275 • SR
Pittsburgh, Pa.

97

• Donald 2012 Review

- Selected first team All-Big East
- Played in and started 12 contests, missing the Sept. 22 Gardner-Webb game due to injury (right knee)
- Had 64 tackles, 18.5 TFLs, 5.5 sacks and a forced fumble
- Led Big East and ranked 12th nationally in TFLs (1.54 per game)
- Named Big East Defensive Player of the Week for performance against USF (five tackles, career-high four TFLs and a sack)
- Had a career-high 13 tackles at Connecticut, including two TFLs
- Recorded seven tackles and three TFLs with a sack in win over Rutgers

• Donald Career Bests

Tackles: 13 vs. Connecticut (11/9/12)

TFLs: 4 vs. USF (12/1/12)

Sacks: 3 vs. Utah (10/15/11)

• Donald Career Statistics

Defense	G/GS	Sacks	FR	PBU	Int.	UT	AT	TFL	TOT
2010	13/0	2.0	0	2	0	8	3	3.0-18	11
2011	13/5	11.0	0	4	0	22	25	16.0-77	47
2012	12/12	5.5	0	2	0	42	22	18.5-78	64
TOTAL	38/17	18.5	0	8	0	72	50	37.5-173	122




Arthur Doakes**

Offensive Lineman
6-6 • 340 • JR*
Lebanon, Pa.

56

• Doakes 2012 Review

- Right guard who played in 12 games, starting four
- Made his first career start at Notre Dame (Nov. 3) and started the balance of the regular season
- Has played in 18 career games



Tyrone Ezell***

Defensive Lineman
6-4 • 300 • SR*
Munhall, Pa.

50

- **Ezell 2012 Review**
- Starter at nose tackle the final 12 games; did not play in the opener vs. Youngstown State
- Had 39 tackles, seven TFLs and 3.5 sacks
- Posted career highs with six tackles and two TFLs vs. Connecticut
- Had four stops and a personal-high 1.5 sacks vs. Louisville

Ezell Career Bests

Tackles: 6 vs. Connecticut (11/9/12)

TFLs: 2 vs. Connecticut (11/9/12)

Sacks: 1.5 vs. Louisville (10/13/12)

Ezell Career Statistics

Defense	G/GS	Sacks	FR	PBU	Int.	UT	AT	TFL	TOT
2010	7/0	0.5	0	0	0	2	2	0.5-3	4
2011	6/0	0.0	0	0	0	0	0	0-0	0
2012	12/12	3.5	0	1	0	17	22	7.0-25	39
TOTAL	25/12	4.0	0	1	0	19	24	7.5-28	43



Brendon Felder*

Defensive Back
5-10 • 180 • JR*
Lynn, Mass.

21

- **Felder 2012 Review**
- Played in 10 games and had four tackles
- 2012 marked his first active season at Pitt following a 2011 transfer from North Carolina

Felder Career Bests


Tackles: 1 four times, most recent vs. Ole Miss (BBVA Compass Bowl, 1/5/13)

TFLs: 0

Interceptions: 0

Felder Career Statistics

Defense	G/GS	Sacks	FR	PBU	Int.	UT	AT	TFL	TOT
2012	10/0	0.0	0	0	0	2	2	0-0	4



Mark Giubilato**

Fullback
6-2 • 230 • JR*
Newtown Square, Pa.

43

- **Giubilato 2012 Review**
- Pitt's primary fullback who played in 11 games, starting two
- Missed Gardner-Webb (knee) and Buffalo (stinger) contests due to injuries
- Had three catches for 12 yards (4.0 avg.) on the year

Giubilato Career Statistics

Rushing	G/GS	Att.	Yards	Avg.	Long	TDs	Pts.
2011	13/0	0	0	—	—	0	0
2012	11/2	0	0	—	—	0	0
TOTAL	24/2	0	0	—	—	0	0

(Giubilato Career Stats Continued)

Receiving	G/GS	Rec.	Yards	Avg.	Long	TDs	Pts.
2011	13/0	0	0	—	—	0	0
2012	11/2	3	12	4.0	5	0	0
TOTAL	24/2	3	12	4.0	5	0	0



Anthony Gonzalez**

Linebacker
6-3 • 210 • JR*
Bethlehem, Pa.

28

- **Gonzalez 2012 Review**
- Played in nine games, starting one
- Began the season as a reserve safety but moved to linebacker in November when injuries depleted Pitt's depth
- Made the first start of his collegiate career at Sam linebacker in the BBVA Compass Bowl vs. Ole Miss and had a career-high five tackles

- Totaled 10 tackles and a nine-yard sack on the season

Gonzalez Career Bests

Tackles: 5 vs. Ole Miss (BBVA Compass Bowl, 1/5/13)

TFLs: 1 vs. Connecticut (11/9/12)

Sacks: 1 vs. Connecticut (11/9/12)

Gonzalez Career Statistics

Defense	G/GS	Sacks	FR	PBU	Int.	UT	AT	TFL	TOT
2011	10/0	0.0	0	0	0	0	0	0-0	0
2012	9/1	1.0	0	0	0	8	2	1.0-9	10
TOTAL	19/1	1.0	0	0	0	8	2	1.0-9	10



Shane Gordon***

Linebacker
6-1 • 220 • SR*
Fort Lauderdale, Fla.

44

- **Gordon 2012 Review**
- Played in 10 games, starting eight at middle linebacker
- Missed three full games due to injuries, including the Buffalo and Temple games due to a left ankle sprain, and the BBVA Compass Bowl vs. Ole Miss due to a neck injury
- Had 48 tackles, six TFLs and 1.5 sacks on the year
- Had career-high 10 stops vs. Youngstown State
- Made critical back-to-back plays in the Virginia Tech victory when in the third quarter he helped stuff the Hokies for no gain on 3rd-and-1 and then again on 4th-and-1 from the Pitt 35

- Despite limited time at Notre Dame due to an ankle injury, had four-yard TFL on the goal line to force a field goal

Gordon Career Bests

Tackles: 10 vs. Youngstown State (9/1/12)

TFLs: 1 seven times, most recent vs. Notre Dame (11/3/12)

Sacks: 1 vs. Cincinnati (9/6/12)

Interceptions: 0

Gordon Career Statistics

Defense	G/GS	Sacks	FR	PBU	Int.	UT	AT	TFL	TOT
2010	13/1	0.0	0	0	0	5	2	0-0	7
2011	13/2	0.0	1	2	0	12	10	1.0-1	22
2012	10/8	1.5	0	6	0	29	19	6.0-25	48
TOTAL	36/11	1.5	1	8	0	46	31	7.0-26	77



Nicholas Grigsby*

Linebacker
6-1 • 220 • SO*
Trotwood, Ohio

3

- **Grigsby 2012 Review**
- Played in 12 games, starting the season's initial two contests at Will linebacker
- Totaled 27 tackles on the year
- Had career-high nine tackles vs. Youngstown State

Grigsby Career Bests

Tackles: 9 vs. Youngstown State (9/1/12)

TFLs: 0

Sacks: 0

Interceptions: 0

Grigsby Career Statistics

Defense	G/GS	Sacks	FR	PBU	Int.	UT	AT	TFL	TOT
2012	12/2	0.0	0	0	0	16	11	0-0	27



Jason Hendricks***

Defensive Back
6-0 • 180 • SR*
Brooklyn, N.Y.

25

- **Hendricks 2012 Review**
- Selected second team All-Big East
- Played in all 13 games, starting the last 12 at free safety
- Paced Pitt with 90 tackles and six interceptions; his INT total was the most by a Pitt player since 2000
- Led the Big East and ranked sixth nationally in interceptions (0.46 per game)
- Had a career-high two INTs vs. Virginia Tech
- Had a career-high 17 tackles vs. Ole Miss in the BBVA Compass Bowl and added two TFLs and an INT
- Had 11 tackles in both the Syracuse and Buffalo contests

Hendricks Career Bests

Tackles: 17 vs. Ole Miss (BBVA Compass Bowl, 1/5/13)

TFLs: 2 vs. Ole Miss (BBVA Compass Bowl, 1/5/13)

Sacks: 0

Interceptions: 2 vs. Virginia Tech (9/15/12)

Hendricks Career Statistics

Defense	G/GS	Sacks	FR	PBU	Int.	UT	AT	TFL	TOT
2010	13/5	0.0	1	3	0	23	19	1.0-2	42
2011	7/7	0.0	0	3	1	16	20	0-0	36
2012	13/12	0.0	0	4	6	59	31	3.5-10	90
TOTAL	33/24	0.0	1	10	7	98	70	4.5-12	168



Juantez Hollins*

Offensive Lineman
6-5 • 330 • SR*
Aliquippa, Pa.

70

- **Hollins 2012 Review**
- Sat out the 2012 campaign under a season-long suspension
- Played in all 13 games in 2011, making seven starts (six at tackle and one at guard)



J.P. Holtz*

Tight End
6-4 • 245 • SO
Pittsburgh, Pa.

86

- **Holtz 2012 Review**
- Played in all 13 games, starting 10 as a true freshman
- Totaled 13 catches for 173 yards (13.3 avg.) and three TDs
- Had a career-high 54 yards receiving on three catches at Notre Dame, including a nine-yard TD reception that gave Pitt a 17-6 third-quarter lead
- Had a career-high three receptions in three separate games (Notre Dame, Rutgers and USF)

Holtz Career Bests

Receptions: 3 three times, most recent vs. USF (12/1/12)

Receiving Yards: 54 vs. Notre Dame (11/3/12)

Receiving TDs: 1 three times, most recent vs. USF (12/1/12)

Holtz Career Statistics

Receiving	G/GS	Rec.	Yards	Avg.	Long	TDs	Pts.
2012	13/10	13	173	13.3	43	3	18



Ronald Jones**

Wide Receiver
5-8 • 170 • JR
Fort Meade, Fla.

14

- **Jones 2012 Review**
- Played in 11 games as a reserve and had seven receptions for 66 yards (9.4 avg.)
- Posted season highs with two catches for 26 yards (13.0 avg.) against Virginia Tech
- Took over the starting punt return duties late in the season and finished with four returns for 59 yards (14.8 avg.)
- Had a 39-yard punt return at USF, the longest of his career and the longest by a Pitt player since 2007

Jones Career Bests

Receptions: 3 vs. Cincinnati (11/5/11)

Receiving Yards: 28 vs. Cincinnati (11/5/11)

Receiving TDs: 0

Punt Returns: 4 vs. Buffalo (9/3/11)

Punt Return Yards: 52 vs. Buffalo (9/3/11)

Punt Return Average: 13.0 (4 returns for 52 yards) vs. Buffalo (9/3/11)

Long Punt Return: 39 vs. USF (12/1/12)

Punt Return TDs: 0

• Jones Career Statistics

Receiving	G/GS	Rec.	Yards	Avg.	Long	TDs	Pts.
2011	12/4	17	143	8.4	22	0	0
2012	11/0	7	66	9.4	22	0	0
TOTAL	23/4	24	209	8.7	22	0	0

Rushing	G/GS	Att.	Yards	Avg.	Long	TDs	Pts.
2011	12/4	14	67	4.8	19	0	0
2012	11/0	3	14	4.7	11	0	0
TOTAL	23/4	17	81	4.8	19	0	0

Punt Returns	Punt Ret.	Yards	Avg.	Long	TDs	Pts.
2011	14	93	6.6	22	0	0
2012	4	59	14.8	39	0	0
TOTAL	18	152	8.4	39	0	0



Cory King**

Offensive Lineman
6-6 • 325 • SR*
Stoneboro, Pa.

78

• King 2012 Review

- Started all 13 games at left tackle
- Has played in 28 career games, starting 18



Adam Lazenga*

Fullback
6-0 • 235 • JR*
Bethel Park, Pa.

46

• Lazenga 2012 Review

- Played in all 13 games, starting one (Gardner-Webb)
- Did not log any carries in 2012
- Contributions primarily came on special teams and totaled four tackles and a forced fumble on coverage units



Jack Lippert*

Defensive Lineman
6-4 • 280 • SR*
Harrisburg, Pa.

90

• Lippert 2012 Review

- Played in the season's initial two games, starting the opener vs. Youngstown State
- Totaled five tackles and one TFL
- Had a career-high three stops vs. YSU

• Lippert Career Bests

Tackles: 3 vs. Youngstown State (9/1/12)

TFLs: 1 vs. Cincinnati (9/6/12)

Sacks: 0

• Lippert Career Statistics

Defense	G/GS	Sacks	FR	PBU	Int.	UT	AT	TFL	TOT
2010	6/0	0.0	0	0	0	0	0	0-0	0
2011	0/0	0.0	0	0	0	0	0	0-0	0
2012	2/1	0.0	0	0	0	3	2	1.0-3	5
TOTAL	8/1	0.0	0	0	0	3	2	1.0-3	5



Dan Mason**

Linebacker
6-0 • 240 • SR*
Pittsburgh, Pa.

40

• Mason 2012 Review

- Played in five games, starting two at middle linebacker
- Suffered an internal injury in the Oct. 27 Temple game while making a tackle and missed the balance of the year
- Totaled 27 tackles, 3.5 TFLs and 1.5 sacks
- In his first starting assignment of the year, tied for team-high honors with 11 tackles at Buffalo; started again the following week and had 10 tackles vs. Temple
- Did not play in any games in 2011 while recovering from a severe right knee injury sustained against Miami (Fla.) on Sept. 23, 2010

• Mason Career Bests

Tackles: 11 twice, most recent vs. Buffalo (10/20/12)

TFLs: 2 vs. Navy (9/19/09)

Sacks: 2 vs. Navy (9/19/09)

Interceptions: 1 vs. North Carolina (Meineke Car Care Bowl, 12/26/09)

• Mason Career Statistics

Defense	G/GS	Sacks	FR	PBU	Int.	UT	AT	TFL	TOT
2009	13/3	2.0	0	0	1	15	11	3.5-16	26
2010	3/2	0.0	0	0	0	9	7	0-0	16
2011	0/0	0.0	0	0	0	0	0	0-0	0
2012	5/2	1.5	0	1	0	13	14	3.5-11	27
TOTAL	21/7	3.5	0	1	1	37	32	7.0-27	69



Khaynin Mosley-Smith**

Defensive Lineman
6-0 • 305 • JR
Pittsburgh, Pa.

95

• Mosley-Smith 2012 Review

- Played in 13 games, starting one at nose tackle
- Totaled eight tackles on the year
- Made first career start in opener vs. Youngstown State

• Mosley-Smith Career Bests

Tackles: 2 four times, most recent vs. Gardner-Webb (9/22/12)

TFLs: 0

Sacks: 0

• Mosley-Smith Career Statistics

Defense	G/GS	Sacks	FR	PBU	Int.	UT	AT	TFL	TOT
2011	13/0	0.0	0	0	0	4	3	0-0	7
2012	13/1	0.0	0	0	0	5	3	0-0	8
TOTAL	26/1	0.0	0	0	0	9	6	0-0	15



Bryan Murphy**

Defensive Lineman
6-3 • 255 • JR*
Washingtonville, N.Y.

93

• Murphy 2012 Review

- Played in all 13 games, starting 12
- Did not start Sept. 15 Virginia Tech game due to wrist injury but still played
- Had 27 tackles, 4.5 TFLs and two sacks on the year
- Had career-high four stops vs. Buffalo and again at Notre Dame

• Murphy Career Bests


Tackles: 4 twice, most recent vs. Notre Dame (11/3/12)

TFLs: 1 three times, most recent vs. USF (12/1/12)

Sacks: 1 vs. USF (12/1/12)

• Murphy Career Statistics

Defense	G/GS	Sacks	FR	PBU	Int.	UT	AT	TFL	TOT
2010	6/0	0.0	0	0	0	1	0	0-0	1
2012	13/12	2.0	0	1	0	15	12	4.5-19	27
TOTAL	19/12	2.0	0	1	0	16	12	4.5-19	28



Lafayette Pitts*

Defensive Back
5-11 • 195 • SO*
Duquesne, Pa.

23

• Pitts 2012 Review

- Started all 13 games at cornerback in his first active collegiate season
- Had 35 tackles, nine PBUs, an interception and a fumble recovery on the year
- Led Pitt and ranked third in the Big East with a 24.3-yard kick return average (30 returns for 729 yards)
- Had his first career interception against Rutgers, picking off Gary Nova's pass at the Pitt 12 and returning it 34 yards to halt a Scarlet Knights' drive
- Ripped a reception out of Temple wideout Deon Miller's hands for a forced fumble and recovery, both the first of his career
- Had a season-high six tackles vs. Notre Dame
- Twice had season-high two PBUs (Youngstown State and Notre Dame)

• Pitts Career Bests

Tackles: 6 vs. Notre Dame (11/3/12)

TFLs: 0

Interceptions: 1 vs. Rutgers (11/24/12)

Kick Returns: 5 twice, most recent vs. Notre Dame (11/3/12)

Kick Return Yards: 137 vs. Louisville (10/13/12)

Kick Return Average: 41.5 (2 for 83 yards) vs. Gardner-Webb (9/22/12)

Long Kick Return: 64 vs. Gardner-Webb (9/22/12)

Kick Return TDs: 0

• Pitts Career Statistics

Defense	G/GS	Sacks	FR	PBU	Int.	UT	AT	TFL	TOT
2012	13/0	0.0	1	9	1	24	11	0-0	35



Ejuan Price*

Linebacker
6-0 • 235 • SO*
Rankin, Pa.

5

• Price 2012 Review

- Spent the 2012 season as a redshirt, rehabilitating a pectoral injury
- As a true freshman in 2011, played in all 13 games and started five
- Totaled 27 tackles, 6.5 TFLs and four sacks

• Price Career Bests

Tackles: 6 vs. USF (9/29/11)

TFLs: 2 vs. Iowa (9/17/11)

Sacks: 2 vs. Iowa (9/17/11)

• Price Career Statistics

Defense	G/GS	Sacks	FR	PBU	Int.	UT	AT	TFL	TOT
2011	13/5	4.0	0	0	0	17	10	6.5-32	27



Emanuel Rackard***

Linebacker
6-0 • 220 • SR*
Belle Glade, Fla.

59

• Rackard 2012 Review

- Played in nine games, contributing on special teams and as a reserve linebacker
- Sustained a season-ending right knee injury at Notre Dame (Nov. 3)
- Totaled three tackles on the year

• Rackard Career Bests

Tackles: 2 vs. Gardner-Webb (9/22/12)

TFLs: 0

Sacks: 0

• Rackard Career Statistics

Defense	G/GS	Sacks	FR	PBU	Int.	UT	AT	TFL	TOT
2010	5/0	0.0	0	0	0	0	0	0-0	0
2011	5/0	0.0	0	0	0	0	1	0-0	1
2012	9/0	0.0	0	0	0	2	1	0-0	3
TOTAL	19/0	0.0	0	0	0	2	2	0-0	4



Darryl Render*

Defensive Lineman
6-2 • 270 • SO
Cleveland, Ohio

91

• Render 2012 Review

- Played in 11 games as a true freshman, starting one
- Totaled six tackles and 1.5 TFLs on the year
- Had personal-best three stops and 1.5 TFLs in starting assignment vs. Gardner-Webb

• Render Career Bests

Tackles: 3 vs. Gardner-Webb (9/22/12)

TFLs: 1.5 vs. Gardner-Webb (9/22/12)

Sacks: 0

• Render Career Bests

Defense	G/GS	Sacks	FR	PBU	Int.	UT	AT	TFL	TOT
2012	11/1	0.0	0	1	0	2	4	1.5-5	6



Matt Rotheram**

Offensive Lineman
6-6 • 335 • JR*
North Olmsted, Ohio

74

• Rotheram 2012 Review

- Started all 13 games, including 12 at right tackle and the BBVA Compass Bowl vs. Ole Miss at right guard
- Has played in 21 career games, starting 15



Tom Savage

Quarterback
6-5 • 230 • SR*
Springfield, Pa.

7

• Savage 2012 Review

- Was inactive last season as a transfer; Savage played two seasons at Rutgers (2009-10) and was a Freshman All-American after throwing for 2,211 yards and 14 touchdowns in his debut collegiate season
- Was at Arizona in 2011 but did not play in any contests

• Savage Career Highs*

Pass Yards: 294 vs. UCF (St. Petersburg Bowl, 12/19/09)

Completions: 23 vs. Pittsburgh (10/16/09)

Attempts: 39 vs. Pittsburgh (10/16/09)

Pass TDs: 3 vs. Connecticut (10/31/09)

INTs: 2 three times, most recent vs. North Carolina (9/25/10)

Rush Yards: 32 vs. Texas Southern (10/10/09)

Rush Attempts: 12 vs. Syracuse (11/21/09)

Rush TDs: 1 vs. Louisville (11/27/09)

* at Rutgers


• Savage Career Statistics

Passing	G/GS	Att.	Comp.	Pct.	Yds.	Int.	TDs	Effic.
2009*	12/11	285	149	52.3	2,211	7	14	128.75
2010*	6/4	83	43	51.8	521	3	2	105.26
TOTAL	18/15	368	192	52.2	2,732	10	16	123.45

• Rushing

G/GS	Att.	Yards	Avg.	Long	TDs	Pts.
2009*	12/11	59	(-105)	(-1.8)	28	1
2010*	6/4	32	(-6)	(-0.2)	20	0
TOTAL	18/15	91	(-111)	(-1.2)	28	1

* at Rutgers



Ryan Schlieper**

Offensive Lineman
6-5 • 310 • SR*
Wexford, Pa.

76

• Schlieper 2012 Review

- Started the season's opening eight games at right guard
- Suffered season-ending right foot injury Oct. 27 vs. Temple
- Has played in 22 career games, starting 16



Rushel Shell*

Running Back
6-0 • 215 • SO
Hopewell, Pa.

1

• Shell 2012 Review

- Played in 12 games, starting one
- Starting assignment came in the BBVA Compass Bowl vs. Ole Miss when senior Ray Graham was out due to injury
- Finished as the team's second-leading rusher with 641 yards and four touchdowns on 141 carries (4.5 avg.)
- Also totaled 103 receiving yards on nine catches (11.4 avg.)
- Rushed for 157 yards on 23 carries (6.8 avg.) vs. Virginia Tech
- Had 96 yards and a TD on 18 carries (5.3 avg.) vs. Louisville
- In his first collegiate start, had 79 yards on 25 carries (3.2 avg.) vs. Ole Miss in the BBVA Compass Bowl

• Shell Career Bests

Rush Attempts: 23 vs. Virginia Tech (9/15/12)

Rush Yards: 157 vs. Virginia Tech (9/15/12)

Rush TDs: 1 four times, most recent vs. Temple (10/27/12)

Receptions: 5 vs. Louisville (10/13/12)


Receiving Yards: 41 vs. Buffalo (10/20/12)

Receiving TDs: 0

• Shell Career Statistics

Rushing	G/GS	Att.	Yards	Avg.	Long	TDs	Pts.
2012	12/1	141	641	4.5	33	4	24

Receiving	G/GS	Rec.	Yards	Avg.	Long	TDs	Pts.
2012	12/1	9	103	11.4	41	0	0



LaQuentin Smith**


Defensive Lineman
6-2 • 265 • JR
Orlando, Fla.

98

- **Smith 2012 Review**
- Played in seven games as a reserve defensive tackle and had three stops on the season
- **Smith Career Highs**
Tackles: 2 vs. Cincinnati (11/5/11)
TFLs: 1 vs. Cincinnati (11/5/11)
Sacks: 1 vs. Cincinnati (11/5/11)

• **Smith Career Statistics**

Defense	G/GS	Sacks	FR	PBU	Int.	UT	AT	TFL	TOT
2011	8/0	1.0	0	0	0	3	3	1.5-5	6
2012	7/0	0.0	0	0	0	2	1	0-0	3
TOTAL	15/0	1.0	0	0	0	5	4	1.5-5	9



Devin Street***

Wide Receiver
6-4 • 190 • SR*
Bethlehem, Pa.

15

- **Street 2012 Review**
- Selected second team All-Big East
- Started all 13 games for the second consecutive season
- Posted career numbers with a team-high 73 catches for 975 yards (13.4 avg.) and five touchdowns
- Finished second in the Big East in receptions per game (5.6 avg.) and third in receiving yards per game (75.0 avg.)
- Had three 100-yard receiving games, including a career-high 140 (on six catches) vs. Temple
- Had 10 catches for 130 yards vs. Syracuse, followed by an 11-catch, 111-yard effort vs. Louisville
- Street's 11 catches vs. Louisville marked a career high and were the most by a Pitt player since 2006

- **Street Career Bests**
Receptions: 11 vs. Louisville (10/13/12)
Receiving Yards: 140 vs. Temple (10/27/12)
Receiving TDs: 1 nine times, most recent Ole Miss (BBVA Compass Bowl, 1/5/13)

• **Street Career Statistics**

Receiving	G/GS	Rec.	Yards	Avg.	Long	TDs	Pts.
2010	13/4	25	318	12.7	79	2	12
2011	13/13	53	754	14.2	66	2	12
2012	13/13	73	975	13.4	58	5	30
TOTAL	39/30	151	2,047	13.6	79	9	54



Todd Thomas**

Linebacker
6-2 • 215 • JR*
Beaver Falls, Pa.

8

- **Thomas 2012 Review**
- Played in the final nine games, starting seven contests at Will linebacker
- Missed the first four games of the year due to his recovery from offseason left knee surgery
- Totaled 59 tackles, 1.5 sacks, five pass breakups, one interception and one blocked punt (which he recovered in the end zone for a TD vs. Louisville)
- Twice had a career-high 11 tackles (Buffalo and Notre Dame)
- Turned back a USF scoring threat with an INT at the Pitt 5 and returned it 33 yards

- **Thomas Career Bests**
Tackles: 11 twice, most recent vs. Notre Dame (11/3/12)
TFLs: 1.5 vs. Notre Dame (9/24/11)
Sacks: 1 twice, most recent vs. Temple (10/27/12)
Interceptions: 1 twice, most recent vs. USF (12/1/12)

• **Thomas Career Bests**

Defense	G/GS	Sacks	FR	PBU	Int.	UT	AT	TFL	TOT
2011	10/6	1.5	0	3	1	34	13	4.0-28	47
2012	9/7	1.5	0	5	1	40	19	1.5-6	59
TOTAL	19/13	3.0	0	8	2	74	32	5.5-34	106



Ed Tinker**

Wide Receiver
6-2 • 190 • SR*
Pittsburgh, Pa.


84

- **Tinker 2012 Review**
- Played in five games as a reserve and had five receptions for 68 yards (13.6 avg.) and one TD
- Came off the bench against Rutgers and had two catches for 17 yards, including a 13-yard TD, the first scoring reception of his career

- **Tinker Career Bests**
Receptions: 2 vs. Rutgers (11/24/12)
Receiving Yards: 32 vs. Gardner-Webb (9/22/12)
Receiving TDs: 1 vs. Rutgers (11/24/12)

• **Tinker Career Statistics**

Receiving	G/GS	Rec.	Yards	Avg.	Long	TDs	Pts.
2010	4/0	0	0	—	0	0	0
2011	1/0	0	0	—	0	0	0
2012	5/0	5	68	13.6	32	1	6
TOTAL	10/0	5	68	13.6	32	1	6



Ray Vinopal*

Defensive Back
5-10 • 190 • JR*
Youngstown, Ohio

9

- **Vinopal 2012 Review**
- Reserve safety who played in all 13 games, starting one (Youngstown State)
- 2012 marked his first active season at Pitt following a 2011 transfer from Michigan
- Had 14 tackles and 1.5 sacks on the year
- Had a season-high four tackles and a sack vs. Buffalo
- **Vinopal Career Bests**

Tackles: 7 twice, most recent vs. Purdue (11/13/10)*

TFLs: 1 twice, most recent vs. Buffalo (10/20/12)

Sacks: 1 vs. Buffalo (10/20/12)

Interceptions: 1 vs. Bowling Green (9/25/10)*

* at Michigan

- **Vinopal Career Statistics**

Defense	G/GS	Sacks	FR	PBU	Int.	UT	AT	TFL	TOT
2010*	13/6	0.0	0	3	1	18	15	1.5-3	33
2012	13/1	1.5	0	0	0	8	6	1.5-4	14
TOTAL	26/7	1.5	0	3	1	26	21	3.0-7	47

* at Michigan



Eric Williams*

Defensive Back
6-3 • 215 • JR*
Yardley, Pa.

49

- **E. Williams 2012 Review**
- Played in 13 games, starting 11 at Sam linebacker
- Totaled 52 tackles, 4.5 TFLs, one sack, two fumble recoveries and an interception
- Recorded a career-high 10 tackles and his first career interception at Notre Dame
- **E. Williams Career Bests**

Tackles: 10 vs. Notre Dame (11/3/12)

TFLs: 2 vs. Gardner-Webb (9/22/12)

Sacks: 1 vs. Gardner-Webb (9/22/12)

Interceptions: 1 vs. Notre Dame (11/3/12)

- **E. Williams Career Statistics**

Defense	G/GS	Sacks	FR	PBU	Int.	UT	AT	TFL	TOT
2011	3/0	0.0	0	0	0	0	0	0-0	0
2012	13/11	1.0	2	2	1	29	23	4.5-16	52
TOTAL	16/11	1.0	2	2	1	29	23	4.5-16	52



K'Waun Williams***

Defensive Back
5-10 • 190 • SR
Paterson, N.J.

2

- **K. Williams 2012 Review**
- Played in 12 games, starting 11
- Missed the Sept. 6 Cincinnati game due to a shoulder injury
- Had 47 tackles, 2.5 TFLs, four INTs and one PBU
- Had season-high eight tackles vs. Notre Dame
- Of his four interceptions in 2012, two came in the end zone to turn back opponent scoring threats (Syracuse and Notre Dame); other INTs came at USF and vs. Ole Miss in the BBVA Compass Bowl
- **K. Williams Career Bests**

Tackles: 10 vs. Iowa (9/17/11)

TFLs: 2 vs. Buffalo (9/3/11)

Interceptions: 1 five times, most recent vs. Ole Miss (BBVA Compass Bowl, 1/5/13)

- **K. Williams Career Statistics**

Defense	G/GS	Sacks	FR	PBU	Int.	UT	AT	TFL	TOT
2010	10/1	0.0	0	3	0	14	0	0-0	14
2011	13/13	0.5	1	6	1	49	15	5.0-12	64
2012	12/11	0.0	0	1	4	35	12	2.5-5	47
TOTAL	35/25	0.5	1	10	5	98	27	7.5-17	125



Matt Yoklic**

Punter
6-4 • 215 • SR*
Gibsonia, Pa.

92

- **Yoklic 2012 Review**
- Averaged a career-best 41.8 yards on 61 punts
- Placed 19 punts inside the 20
- Averaged a season and career-best 48.3 yards on six punts vs. Ole Miss in the BBVA Compass Bowl
- In the final regular-season game at USF, averaged 45.4 yards on five punts and had a career-long 62-yarder; placed three punts inside the 15, including two at the USF two-yard line
- Had a 57-yard punt vs. Connecticut
- **Yoklic Career Bests**

Punts: 10 vs. West Virginia (11/25/11)

Punt Average: 48.3 yards vs. Ole Miss (BBVA Compass Bowl, 1/5/13)

Longest Punt: 62 yards vs. USF (12/1/12)

- **Yoklic Career Statistics**

Punting No.	Yds.	Avg.	LG	TB	FC	I20	Blkd
2011	62	2,554	41.2	58	5	23	1
2012	61	2,548	41.8	62	6	10	1
TOTAL	123	5,102	41.5	62	11	33	2

2013 PITT RECRUITING CLASS

Name	Pos.	Ht.	Wt.	Hometown/High School/Prep School
Carson Baker	OL	6-5	280	Fairborn, Ohio/Fairborn
Chris Blewitt	PK	5-9	165	Alexandria, Va./West Potomac
Tyler Boyd	WR	6-2	185	Clairton, Pa./Clairton
Zach Challingsworth	WR	6-2	185	McDonald, Pa./South Fayette
Tra'Von Chapman*	QB	6-2	200	Kent, Ohio/Theodore Roosevelt
James Conner	RB	6-2	230	Erie, Pa./McDowell
Devon Edwards	TE	6-4	255	Reynoldsburg, Ohio/Eastmoor Academy
Matt Galambos	LB	6-2	215	Collingdale, Pa./The Haverford School
Reggie Green	ATH	6-2	200	Cranford, N.J./Cranford
Tony Harper	TE	6-4	200	Toledo, Ohio/St. John's Jesuit
Titus Howard	DB	6-1	180	Clairton, Pa./Clairton
Rachid Ibrahim	DB	6-1	185	Rockville, Md./Avalon
Tyrique Jarrett*	DL	6-3	320	Pittsburgh, Pa./Taylor Allderdice/Milford Academy (N.Y.)
Dorian Johnson	OL	6-5	290	Belle Vernon, Pa./Belle Vernon Area
Jaryd Jones-Smith	OL	6-7	295	Voorhees, N.J./West Catholic (Pa.)
Luke Maclean	DL	6-3	235	Grand Blanc, Mich./Grand Blanc
Justin Moody	DL	6-3	265	Philadelphia, Pa./George Washington
Alex Officer	OL	6-4	290	Rochester, N.Y./Eastridge
Scott Orndoff*	TE	6-5	245	Waynesburg, Pa./Seton-LaSalle
Jaymar Parrish	FB	6-2	230	Monroeville, Pa./Gateway
Zach Poker	LB	6-4	220	Oconomowoc, Wis./Oconomowoc
Aaron Reese	OL	6-5	300	Fayetteville, Pa./Chambersburg Area
Shakir Soto*	DL	6-3	230	Wilkes-Barre, Pa./G.A.R. Memorial
Jeremiah Taleni	DL	6-2	300	Kaneohe, Hawaii/Kailua
Jester Weah	WR	6-3	190	Madison, Wis./Madison Memorial
Terrish Webb	DB	5-11	170	Clairton, Pa./Clairton
Ryan Winslow	P	6-5	205	Ambler, Pa./La Salle College H.S.

*January enrollee

2013 PITT RECRUIT BIO CAPSULES

Carson Baker, OL, 6-5, 280, Fairborn, Ohio/Fairborn

A three-year, two-way starter at tackle for Ohio Division I (largest classification) program...Southwest Ohio All-District...Dayton Daily News All-Area...first team All-Greater Western Ohio Conference (GWOC)...two-time first team All-GWOC South Division...selected to play in the Ohio North-South All-Star Classic...named Fairborn's Most Valuable Player, Power Award (top lineman) recipient and team captain...rated one of the top 90 prospects in Ohio by Scout...played under Coach Roy Thobe.

Chris Blewitt, PK, 5-9, 165, Alexandria, Va./West Potomac

Rated one of the nation's top six placekickers by Scout...received his scholarship offer from Pitt after a standout performance at the Panthers' specialist camp in June 2012...won the camp's kickoff competition and a single-elimination field-goal contest, kicking a hurry-up 55-yarder...selected VirginiaPreps.com All-State Class AAA...first team All-Northern Region...first team All-Patriot District...kicked 18 field goals and 72 extra points over his final two seasons...his senior year, kicked eight field goals with a long of 51 yards and also averaged 43 yards on punts...rated one of the top 40 overall prospects in Virginia by Scout...played under Coach Jeremiah Davis.

Tyler Boyd, WR, 6-2, 185, Clairton, Pa./Clairton

One of the state's most highly recruited players...finished his career ranking among the most productive performers in Western Pennsylvania history...set a WPIAL record with 117 career touchdowns...finished as the fifth-leading rusher in WPIAL annals with 5,755 yards...played diverse roles (running back, receiver, quarterback, defensive back and punt returner) for perennial power Clairton, which went 48-0 in his three years as a starter and 63-1 (.984) in his four varsity seasons under Coach Tom Nola...the Bears won four WPIAL and four PIAA Class A titles during his career...as a senior, rushed for 2,584 yards and 43 touchdowns, had 295 yards receiving on just 13 catches and led the WPIAL in scoring with 51 total TDs and 345 points...selected to play in the 2013 U.S. Army All-American Bowl in San Antonio's Alamodome, where he announced his decision to attend Pitt during NBC's live telecast...first team MaxPreps Small School All-American...two-time selection as the Class A Player of the Year by the Pennsylvania Sports Writers...two-time Pennsylvania Football News first team All-Class A...Pennsylvania Football News 2011 Class A Offensive Player of the Year...Pittsburgh Post-Gazette and Pittsburgh Tribune-Review 2012 Player of the Year...named to the Rivals 250 (No. 103) and ESPN 300 (No. 165) national prospect lists...rated the No. 6 overall prospect in Pennsylvania by Rivals and No. 8 by Scout...rated the nation's No. 12 wide receiver by Rivals and the No. 12 safety by Scout...selected to play in the Big 33 Football Classic (Pennsylvania vs. Maryland).

Zach Challingsworth, WR, 6-2, 185, McDonald, Pa./South Fayette

Was a standout for South Fayette in all three phases of the game...was a starting wide receiver and defensive back, while also serving as the team's punter and top kick returner...selected All-State Class AA by the Pennsylvania Sports Writers...Pennsylvania Football News first team All-Class AA...Pittsburgh Post-Gazette "Fabulous 22"...Pittsburgh Tribune-Review "Terrific 25"...rated one of the top 35 prospects in Pennsylvania by Scout...averaged 20.5 yards per catch as a senior, compiling 58 receptions for 1,190 yards and 15 touchdowns...also averaged 7.0 yards per rush (147 yards on 21 carries) with two TDs as a Wildcat quarterback...on defense had 29 tackles and four interceptions...averaged 18.7 yards per INT return, taking two back for touchdowns...averaged 33.3 yards per kick return and 15.4 yards per punt return...compiled career receiving totals of 147 catches for 2,759 yards (18.8 avg.) and 38 touchdowns...led team to a three-year record of 33-6 (.846) and berths in the WPIAL Class AA playoffs each season...his sophomore year, South Fayette went 15-1, winning the WPIAL championship and finishing as the PIAA Class AA runner-up...played under Coach Joe Rossi.

Tra'Von Chapman, QB, 6-2, 200, Kent, Ohio/Theodore Roosevelt

Enrolled at the University of Pittsburgh in January 2013 following his December graduation from Theodore Roosevelt... will participate in spring drills...rated the No. 2 quarterback and No. 15 overall prospect in Ohio by Rivals...rated the nation's No. 12 dual-threat quarterback by Rivals and No. 20 overall QB by Scout...selected first team All-Ohio Division II by The Associated Press...Northeast Inland All-District...Portage Trail Conference Metro Division Offensive Player of the Year...threw for 5,736 yards and 62 touchdowns and rushed for 1,506 yards and 19 TDs over his junior and senior seasons...as a senior, set single-season school records for passing yards (2,901), touchdown passes (33) and total offense (3,650)...set school career records for passing yards (5,736) and total offense (7,246)...other records include single-game passing yards (454 vs. Hoban), passing touchdowns (seven vs. Springfield) and total offense (562 vs. Hoban)...led Theodore Roosevelt to back-to-back 10-2 seasons and consecutive trips to the Ohio Division II state playoffs...played under Coach John Nemeec.

James Conner, RB, 6-2, 230, Erie, Pa./McDowell

Highly productive runner and pass rusher at McDowell, earning accolades for both roles...selected All-State Class AAAA by the Pennsylvania Sports Writers as a senior running back...named Pennsylvania Football News All-Class AAAA at running back his senior year and as a defensive lineman his junior year...Erie Times-News All-District 10...led McDowell to the quarterfinals of the PIAA Class AAAA playoffs as a senior after rushing for 1,680 yards and 21 touchdowns on 155 carries, an impressive average of 10.8 yards per rush...set a McDowell single-season record with 164 points, including 26 touchdowns (tied for the most in school history), three 2-point conversions and a safety...also set school records for sacks in a season (12) and career (17)...selected to play in the Chesapeake Bowl, a senior all-star game featuring players from Pennsylvania, New Jersey, Delaware, Maryland, Virginia, West Virginia and the District of Columbia...Conner averaged 7.1 yards per rush in the Chesapeake Bowl (71 yards on 10 carries) and scored a five-yard TD to help the North to a 38-13 win over the South...rated the No. 13 prospect in Pennsylvania and the nation's No. 26 weakside defensive end by Rivals...rated one of the top 40 prospects in Pennsylvania by Scout...played under Coach Mark Soboleski.

Devon Edwards, TE, 6-4, 255, Reynoldsburg, Ohio/Eastmoor Academy

Columbus City League product who was a three-year starter at tight end and defensive end for Eastmoor Academy... first team All-Central District...Special Mention All-Ohio Division III...The Columbus Dispatch All-Metro Team...helped Eastmoor to three Ohio Division III playoff berths in his four varsity seasons...rated one of the top 90 prospects in Ohio by Scout...played under Coach Jim Miranda...also a three-year starter in basketball.

Matt Galambos, LB, 6-2, 215, Collingdale, Pa./The Haverford School

One of the top defensive prospects in the Philadelphia area...selected All-State Class AAA by the Pennsylvania Sports Writers...Pennsylvania Football News All-Class AAA...named the No. 1 linebacker in Southeastern Pennsylvania by the Philadelphia Inquirer...Philadelphia Daily News All-City...a two-way first-team All-Inter-Academic League selection at running back and linebacker...first team All-Delaware County...first team All-Mainline...compiled 104 tackles and five sacks his senior year...also rushed for 818 yards and six touchdowns on 156 carries (5.2 avg.) and had 11 receptions for 152 yards (13.8 avg.)...moved from tight end to running back early in his senior season due to injuries and made his backfield debut with a 206-yard rushing effort on just 19 carries (10.8 avg.) in a victory over The Lawrenceville School... led team to a 7-4 record and runner-up finish in the Inter-Ac League...first player in Haverford School history to be selected for the Big 33 Football Classic...rated the No. 18 prospect in Pennsylvania by Rivals and No. 29 by Scout...rated the nation's No. 34 middle linebacker by Scout...played under Coach Mike Murphy.

Reggie Green, ATH, 6-2, 200, Cranford, N.J./Cranford

Considered one of the top "athletes" in New Jersey after starring at quarterback and defensive back for Cranford...first team New Jersey All-Group 3...first team All-Union County...rushed for 3,185 yards over his final two seasons...averaged 171.2 rushing yards per game as a senior, compiling 1,712 yards and 19 touchdowns on 234 attempts (7.3 yards per carry)...also threw for 681 yards and four TDs...had 22 tackles and three interceptions at defensive back...as a junior, rushed for 1,473 yards and passed for 804 in leading his team to a 10-1 record and the North Jersey Section 2, Group 3 championship, the first postseason title in school history...led Cranford to a 17-4 (.810) record his final two years...rated the No. 32 prospect in New Jersey by Scout...played under Coach Erik Rosenmeier.

Tony Harper, TE, 6-4, 200, Toledo, Ohio/St. John's Jesuit

Two-year starter for St. John's Jesuit, playing tight end and safety for the Ohio Division I (largest classification) program...Northwest All-District...All-Three Rivers Athletic Conference (TRAC)... limited to only six games as a senior due to injury but still had 15 receptions for more than 200 yards...primarily a defensive player his junior year and compiled 64 tackles, four tackles for loss and two interceptions...a three-year letterman who helped St. John's to a 22-11 record (.667) during his varsity career...played under Coach Doug Pearson.

Titus Howard, DB, 6-1, 180, Clairton, Pa./Clairton

A shutdown corner and big-play receiver for perennial Pennsylvania power Clairton...named the Class A Defensive Player of the Year by Pennsylvania Football News...All-State Class A by the Pennsylvania Sports Writers...Pittsburgh Post-Gazette "Fabulous 22"...Pittsburgh Tribune-Review "Terrific 25"...averaged 25.5 yards per catch with 20 receptions for 510 yards...member of a Clairton senior class that helped the Bears to a state-record 63 consecutive victories in addition to four WPIAL and four PIAA Class A titles...selected to play in the Big 33 Football Classic (Pennsylvania vs. Maryland)... also played in the Chesapeake Bowl, a senior all-star game featuring players from Pennsylvania, New Jersey, Delaware, Maryland, Virginia, West Virginia and the District of Columbia...rated the No. 23 prospect in Pennsylvania by Scout... played under Coach Tom Nola.

Rachid Ibrahim (rah-sheed e-brah-heem), DB, 6-1, 185, Rockville, Md./Avalon

First-team Maryland Small School All-State performer...three-time Capital Area Football Conference (CAFC) Offensive Player of the Year...averaged 9.1 yards per carry for his three-year varsity career en route to a school-record 4,835 rushing yards...had seven career games with more than 200 rushing yards, including a school-record 370-yard effort his senior year against Riverdale Baptist...broke the Maryland single-game scoring record with 50 points (eight touchdowns and one 2-point conversion) in a 64-55 victory over Model...his eight TDs in the game tied the state mark as he rushed for 298 yards on just 29 carries (10.3 avg.)...led Avalon to three consecutive CAFC championships with a combined record of 25-8 (.758)...rated the No. 22 overall prospect in Maryland by Scout...selected to play in the Maryland Crab Bowl, a senior all-star game showcasing top players from Baltimore and Washington D.C....speaks fluent French...played under Coach Tad Shields.

Tyrique Jarrett, DL, 6-3, 320, Pittsburgh, Pa./Taylor Allderdice/Milford Academy (N.Y.)

Enrolled at the University of Pittsburgh in January 2013 and will participate in spring drills...prepped during the 2012 season at Milford Academy and helped the Falcons to a 7-4 record against a schedule comprised largely of collegiate competition...totaled 26 tackles, seven tackles for loss, 2.5 sacks, one interception (returned for a touchdown) and one blocked field goal under Milford coach Bill Chaplick...rated one of the country's top 20 prep school prospects by Rivals... prior to Milford, earned status as the Pittsburgh City League's top lineman in 2011 at Taylor Allderdice...was a two-way standout who led the Dragons to the City League title game as a senior...Pennsylvania Football News All-Class AAAA... Pittsburgh Tribune-Review "Terrific 25"...two-time first team All-City League...selected to play in the Big 33 Football Classic...rated Pennsylvania's No. 16 overall prospect and top defensive tackle by Scout as a senior...played under Allderdice coach Jerry Haslett.

Dorian Johnson, OL, 6-5, 290, Belle Vernon, Pa./Belle Vernon Area

Widely considered one of the nation's top offensive linemen...rated a 5-star prospect and the nation's No. 2 offensive tackle by Rivals....named to the Rivals 100 (No. 31) and ESPN 150 (No. 29) national prospect lists...greatly impressed at the Under Armour All-America Game, which showcased 90 of the top high school senior players at Tropicana Field in St. Petersburg, Fla....first team MaxPreps Medium School All-American...selected All-State Class AAA by the Pennsylvania Sports Writers...Pennsylvania Football News first team All-Class AAA...rated the No. 2 overall prospect in Pennsylvania by Rivals and No. 7 by Scout...Pittsburgh Post-Gazette "Fabulous 22"...Pittsburgh Tribune-Review "Terrific 25"...two-time first team All-Big Nine Conference...had 74 pancake blocks as a senior...had 25 tackles, six tackles for loss and two sacks on defense...was a four-year varsity player at Belle Vernon and three-year starter under Coach Aaron Krepps... helped BVA to four WPIAL Class AAA playoff berths...selected to play in the Big 33 Football Classic (Pennsylvania vs. Maryland).

Jaryd Jones-Smith, OL, 6-7, 295, Voorhees, N.J./West Catholic (Pa.)

Massive offensive line prospect who was selected All-State Class AA by the Pennsylvania Sports Writers...Pennsylvania Football News first team All-Class AA...All-Southeastern Pennsylvania...All-Catholic League...Philadelphia Daily News All-City...two-way lineman who led West Catholic to a 7-4 record, the Catholic League Class AA championship and the PIAA playoffs as a senior...played under Coach Brian Fluck...rated the No. 27 prospect in Pennsylvania by Scout...selected to play in the Chesapeake Bowl, a senior all-star game featuring players from Pennsylvania, New Jersey, Delaware, Maryland, Virginia, West Virginia and the District of Columbia...also selected to play in the Big 33 Football Classic (Pennsylvania vs. Maryland).

Luke Maclean, DL, 6-3, 235, Grand Blanc, Mich./Grand Blanc

Rated the top defensive end prospect in the state of Michigan by Rivals...collected nearly 190 tackles over his final two seasons at Grand Blanc...two-time Flint Journal "Dream Team"...two-time first-team All-Kensington Lakes Activities Association (KLAA) selection...had 79 tackles, nine tackles for loss, two sacks and a fumble recovery as a senior...his junior year, compiled a team-best 107 tackles, six TFLs, five sacks, two fumble recoveries and an interception...a three-year starter, Grand Blanc advanced to the district playoffs three times, won one KLAA championship and compiled a 22-12 record (.647) during his varsity career...rated the No. 14 overall prospect in Michigan by Rivals and No. 17 by Scout...rated the nation's No. 27 weakside defensive end by Rivals...played under Coach Joe Delaney...also a standout discus thrower and set the school record with a throw of 163 feet, 8 inches.

Justin Moody, DL, 6-3, 265, Philadelphia, Pa./George Washington

Starred for Philadelphia Public League power George Washington on both sides of the ball...rated the No. 1 defensive end in Southeastern Pennsylvania by the Philadelphia Inquirer...selected to play in the Semper Fidelis All-American Bowl, which showcased 100 of the nation's premier players at The Home Depot Center in Los Angeles...first team All-Southeastern Pennsylvania...two-time Philadelphia All-Public League...Philadelphia Daily News All-City...in addition to defensive end, was a starter at offensive guard...compiled 65 tackles, 20.5 TFLs, 12.5 sacks, six forced fumbles and four fumble recoveries as a senior...led George Washington to two Public League championships...rated the No. 20 prospect in Pennsylvania by Rivals and No. 30 by Scout...rated the No. 34 strongside defensive end by Rivals...played under Coach Ron Cohen.

Alex Officer, OL, 6-4, 290, Rochester, N.Y./Eastridge

The top-rated offensive line prospect in New York according to Scout...was a force on both sides of the ball at Eastridge, collecting 40 tackles on the defensive line while paving the way for two 1,000-yard rushers on offense...New York State Sportswriters Association (NYSSWA) first team Class A All-State as an offensive lineman...his junior year, was an NYS-SWA All-State pick on the defensive line...three-time All-Monroe County...two-time All-Greater Rochester...led Eastridge to a 17-2 record (.895) his final two seasons, including a 10-1 mark and the Section V Class A championship his senior year...rated the No. 6 overall prospect in New York by Rivals and Scout...played under Coach Chad Green.

Scott Orndoff, TE, 6-5, 245, Waynesburg, Pa./Seton-LaSalle

Considered one of the nation's top 20 tight end prospects by Rivals and Scout...enrolled at the University of Pittsburgh in January 2013 following his December graduation from Seton-LaSalle...will participate in spring drills...two-time All-State Class AA selection by the Pennsylvania Sports Writers...two-time Pennsylvania Football News first team All-Class AA...Pittsburgh Post-Gazette South "Fabulous 22"...averaged 17.9 yards per catch (35 receptions for 625 yards) over his junior and senior seasons...led Seton-LaSalle to a combined 20-3 record (.870) his final two years, including a pair of berths in the WPIAL Class AA playoffs...rated the No. 12 overall prospect in Pennsylvania by Rivals and No. 17 by Scout...played under Coach Greg Perry.

Jaymar Parrish, FB, 6-2, 230, Monroeville, Pa./Gateway

Rated one of the top four fullback prospects in the country by Scout...starred at tight end and linebacker for Gateway... team's leading tackler as a senior with 83 stops...added nine TFLs, five sacks and a fumble recovery for a touchdown... averaged 19.2 yards per catch at tight end with 17 receptions for 326 yards and a TD...Pennsylvania Football News first team All-Class AAAA...Pittsburgh Post-Gazette East "Fabulous 22"...first team All-Foothills Conference...led Gateway to a 9-2 overall record, the Foothills Conference title with an 8-0 league mark and the WPIAL Class AAAA playoffs as a senior...the Gators went 18-5 (.783) his final two seasons...selected to play in the Chesapeake Bowl, a senior all-star game featuring players from Pennsylvania, New Jersey, Delaware, Maryland, Virginia, West Virginia and the District of Columbia...rated the No. 25 overall prospect in Pennsylvania by Rivals and No. 33 by Scout...played under Coach Terry Smith.

Zach Poker, LB, 6-4, 220, Oconomowoc, Wis./Oconomowoc

Rated the No. 6 overall prospect in Wisconsin by Scout...caught 50 passes for 753 yards (15.1 avg.) and eight touchdowns as a senior tight end...over his final two seasons had 80 receptions for 1,106 yards (13.8 avg.) and 10 TDs... compiled 22 tackles, five tackles for loss, three sacks, an interception and a fumble recovery at outside linebacker...also contributed as a punter, kicker and return man...first team Wisconsin Football Coaches Association (WFCA) All-State... two-time All-Wisconsin Little Ten selection...two-time WFCA All-South Central Region and all-district...named the top tight end at the National Underclassmen Combine in Chicago...played under Coach Ryan McMillen.

Aaron Reese, OL, 6-5, 300, Fayetteville, Pa./Chambersburg Area

One of the top offensive line prospects in Pennsylvania...three-year starter at offensive tackle for Chambersburg Area... also started at defensive tackle his final two seasons...Pennsylvania Football News All-Class AAAA...All-Mid-Penn Commonwealth Division...Chambersburg Public Opinion All-Star...helped lead Chambersburg to the District 3 playoffs as a junior and senior...rated the No. 5 offensive lineman and 22 overall prospect in Pennsylvania by Scout...played under Coach Mark Saunders.

Shakir Soto, DL, 6-3, 230, Wilkes-Barre, Pa./G.A.R. Memorial

Decorated defensive lineman who compiled an astonishing 52 sacks during his career at G.A.R. Memorial...enrolled at the University of Pittsburgh in January 2013 following his December graduation and will participate in spring drills... two-time All-State Class AA selection by the Pennsylvania Sports Writers...two-time Pennsylvania Football News All-Class AA...Wyoming Valley Conference Football Coaches Association Small School Defensive Player of the Year (Class AA-Class A)...compiled 109 tackles, 13.5 sacks and six fumble recoveries as a senior...had 114 tackles and nine sacks as a junior...led team to an 18-6 record (.750), two district playoff berths and one PIAA Class AA playoff berth over his final two seasons...selected to play in the Chesapeake Bowl, a senior all-star game featuring players from Pennsylvania, New Jersey, Delaware, Maryland, Virginia, West Virginia and the District of Columbia...rated the No. 24 prospect in Pennsylvania by Rivals and No. 28 by Scout...played under Coach Paul Wiedlich.

Jeremiah Taleni, DL, 6-2, 300, Kaneohe, Hawaii/Kailua

The first Pitt football scholarship signee out of Hawaii in memory...recruitment originated with defensive line coach Inoke Breckterfield's relationship with the staff at Kailua High School, located on the island's east coast...a two-way standout who was selected O'ahu Interscholastic Association (OIA) All-Red East Division on both sides of the ball (defensive tackle and offensive guard)...also an All-Hawaii defensive selection...played under Coach Gary Rosolowich.

Jester Weah, WR, 6-3, 190, Madison, Wis./Madison Memorial

Rated the No. 2 wide receiver in Wisconsin by Rivals and Scout after averaging 20 yards per catch over his final two seasons at Madison Memorial...compiled 71 receptions for 1,436 yards (20.2 avg.) and 13 touchdowns over his junior and senior years...enjoyed a prolific and decorated prep career despite not playing organized football until his sophomore season...selected all-state by the Wisconsin Football Coaches Association (WFCA) and Associated Press as a senior after catching 38 passes for 799 yards (21.0 avg.) and eight TDs...first team All-Big Eight Conference...also a standout in basketball and track...helped basketball team to the Wisconsin Interscholastic Athletic Association Division 1 (largest classification) state title his sophomore year...rated the No. 13 overall prospect in Wisconsin by Rivals and Scout...played under Coach Mike Galindo.

Terrish Webb, DB, 5-11, 170, Clairton, Pa./Clairton

As a cornerback and wide receiver, Webb was instrumental in Pennsylvania power Clairton's run to a fourth consecutive state championship...averaged an impressive 21.4 yards per catch as a senior, totaling 45 receptions for 965 yards and 13 touchdowns...was equally impactful in the secondary with eight interceptions...had a 102-yard interception return against Bishop Canevin...selected All-State Class A by the Pennsylvania Sports Writers...Pennsylvania Football News first team All-Class A...Pittsburgh Tribune-Review "Terrific 25"...Pittsburgh Post-Gazette South "Fabulous 22"...member of a Clairton senior class that helped the Bears to a state-record 63 consecutive victories in addition to four WPIAL and four PIAA Class A titles...rated the No. 19 prospect in Pennsylvania by Scout...played under Coach Tom Nola.

Ryan Winslow, P, 6-5, 205, Ambler, Pa./La Salle College H.S.

Rated one of the country's top four punters by Scout...first team All-EasternPAFootball.com Big School Team (Class AAAA-Class AAA)...Philadelphia Daily News All-City...All-Catholic League...in addition to his punting duties, also served as a placekicker and kickoff specialist for La Salle...averaged 40 yards per punt as a senior...also converted 15 of 16 placements (2-of-2 on field goals and 13-of-14 on PATs)...helped the Explorers to consecutive 12-2 seasons and a pair of trips to PIAA Class AAAA semifinals as a junior and senior...selected to play in the Big 33 Football Classic (Pennsylvania vs. Maryland)...also was invited to play in the Chesapeake Bowl all-star game but declined the offer as the game overlapped with basketball season...rated one of the top 40 overall prospects in Pennsylvania by Scout...played under Coach Drew Gordon...father, George Winslow, was the first scholarship punter at Wisconsin...George finished his collegiate career at Villanova and went on to punt in the NFL for the Cleveland Browns (1987) and New Orleans Saints (1989)...George and Ryan were both named to the Philadelphia Daily News 35-Year All-City Team (George was the first-team punter, while Ryan was a third-team pick).

—PITT—

2012 GAME-BY-GAME STARTING LINEUPS

OFFENSE

GAME	WR	WR	LT	LG	C	RG	RT	TE	QB	TB	FB
YSU	Street	Shanahan	King	Jacobson	Turnley	Schlieper	Rotheram	H. Graham	Sunseri	R. Graham	Saddler*
Cincinnati	Street	Shanahan	King	Jacobson	Turnley	Schlieper	Rotheram	H. Graham	Sunseri	R. Graham	Giubilato
Virginia Tech	Street	Shanahan	King	Jacobson	Turnley	Schlieper	Rotheram	Holtz	Sunseri	R. Graham	Carswell#
Gardner-Webb	Street	Shanahan	King	Jacobson	Turnley	Schlieper	Rotheram	Holtz	Sunseri	R. Graham	Lazenga
Syracuse	Street	Shanahan	King	Jacobson	Turnley	Schlieper	Rotheram	H. Graham	Sunseri	R. Graham	Carswell#
Louisville	Street	Shanahan	King	Jacobson	Turnley	Schlieper	Rotheram	Holtz	Sunseri	R. Graham	Giubilato
Buffalo	Street	Shanahan	King	Jacobson	Turnley	Schlieper	Rotheram	Holtz	Sunseri	R. Graham	Saddler*
Temple	Street	Shanahan	King	Jacobson	Turnley	Schlieper	Rotheram	H. Graham	Sunseri	R. Graham	Holtz#
Notre Dame	Street	Shanahan	King	Jacobson	Turnley	Doakes	Rotheram	H. Graham	Sunseri	R. Graham	Holtz#
Connecticut	Street	Shanahan	King	Jacobson	Turnley	Doakes	Rotheram	H. Graham	Sunseri	R. Graham	Holtz#
Rutgers	Street	Shanahan	King	Jacobson	Turnley	Doakes	Rotheram	Holtz	Sunseri	R. Graham	Carswell#
USF	Street	Shanahan	King	Jacobson	Turnley	Doakes	Rotheram	Holtz	Sunseri	R. Graham	Carswell#
Mississippi	Street	Shanahan	King	Jacobson	Turnley	Rotheram	Demhasaj	Holtz	Sunseri	Shell	H. Graham#

* Pitt started three wide receivers vs. Youngstown State and Buffalo

Pitt started two tight ends and no fullback vs. Virginia Tech, Syracuse, Temple, Notre Dame, Connecticut, Rutgers, USF and Mississippi

DEFENSE

GAME	DE	DT	NT	DE	SLB	MLB	WLB	CB	CB	FS	SS
YSU	Murphy	Donald	Mosley-Smith	Lippert	E. Williams	Gordon	Grigsby	Pitts	Christian	Vinopal	Taglianetti
Cincinnati	Murphy	Donald	Ezell	Clemmings	E. Williams	Gordon	Grigsby	Pitts	Christian	Hendricks	Holley
Virginia Tech	Cook	Donald	Ezell	Clemmings	E. Williams	Gordon	M. Williams	Pitts	K. Williams	Hendricks	Holley
Gardner-Webb	Murphy	Render	Ezell	Clemmings	E. Williams	Gordon	M. Williams	Pitts	K. Williams	Hendricks	Holley
Syracuse	Murphy	Donald	Ezell	Clemmings	Taglianetti*	Gordon	M. Williams	Pitts	K. Williams	Hendricks	Holley
Louisville	Murphy	Donald	Ezell	Clemmings	E. Williams	Gordon	M. Williams	Pitts	K. Williams	Hendricks	Holley
Buffalo	Murphy	Donald	Ezell	Clemmings	E. Williams	Mason	Thomas	Pitts	K. Williams	Hendricks	Holley
Temple	Murphy	Donald	Ezell	Hale	E. Williams	Mason	Thomas	Pitts	K. Williams	Hendricks	Holley
Notre Dame	Murphy	Donald	Ezell	Hale	E. Williams	Trebitz	Thomas	Pitts	K. Williams	Hendricks	Holley
Connecticut	Murphy	Donald	Ezell	Hale	E. Williams	Trebitz	Thomas	Pitts	K. Williams	Hendricks	Holley
Rutgers	Murphy	Donald	Ezell	Hale	E. Williams	Gordon	Thomas	Pitts	K. Williams	Hendricks	Holley
USF	Murphy	Donald	Ezell	Hale	E. Williams	Gordon	Thomas	Pitts	K. Williams	Hendricks	Holley
Mississippi	Murphy	Donald	Ezell	Hale	Gonzalez	Trebitz	Thomas	Pitts	K. Williams	Hendricks	Holley

* Pitt started five defensive backs vs. Syracuse

2012 GAME-BY-GAME REVIEW

YOUNGSTOWN STATE 31 PITT 17 Sept. 1, 2012 • Heinz Field • 40,837

Kurt Hess passed for 154 yards and two touchdowns as Youngstown State spoiled Paul Chryst's Pitt head coaching debut...Pitt lost to a Football Championship Subdivision foe for the first time in 11 games...facing a YSU offense that returned 11 starters, Pitt's defense struggled against the Penguins' precise and efficient spread attack... YSU converted 11-of-16 third downs and held the ball for more than 35 minutes...the Panthers had eight new starters on the defensive side of the ball...the Penguins scored on their first two possessions en route to a 14-10 halftime lead, putting together scoring drives of 79 and 92 yards...YSU opened the third quarter with a 71-yard TD drive capped by a 23-yard gadget-play pass from running back Jamaine Cook to Will Shaw for a 21-10 lead...Pitt would never draw within single digits again...the game marked the return of Pitt running back Ray Graham, who had not played since the previous October due to a knee injury...Graham started the contest and rushed for 71 yards on 14 carries...kickoff was delayed 30 minutes due to lightning in the area.

YSU	7	7	7	10	31
PITT	7	3	0	7	17

First Quarter

YSU — Stubbs 27-yard pass from Hess (Brown kick) 8:25
PITT — Bennett 4-yard run (Harper kick) 2:47

Second Quarter

YSU — Shaw 14-yard pass from Hess (Brown kick) 10:14
PITT — Harper 33-yard field goal 6:13

Third Quarter

YSU — Shaw 23-yard pass from Cook (Brown kick) 12:07

Fourth Quarter

YSU — Stubbs 13-yard run (Brown kick) 12:21
PITT — Brinson 35-yard pass from Sunseri (Harper kick) 9:17
YSU — Brown 25-yard field goal 3:02

Team Stats	YSU	PITT
First Downs	23	17
Rushes-Yards	46-204	28-130
Comp-Att-Int	14-24-0	19-30-0
Passing Yards	177	239
Total Yards	381	369
Punt Returns-Yards	0-0	2-22
Kick Returns-Yards	3-56	3-90
Interceptions-Yards	0-0	0-0
Fumbles-Lost	1-0	2-2
Punts-Average	2-42.0	2-43.0
Penalties-Yards	1-8	2-30
Third Down Conv.	11-16	7-13
Fourth Down Conv.	1-1	1-2
Sacks By-Yards	0-0	0-0
Possession Time	35:10	24:50

Rushing

YSU — Cook 21-84; Stubbs 6-71, 1 TD; Hess 9-35; Pace 6-22; Team 4-(-8).
PITT — R. Graham 14-71; Bennett 10-42, 1 TD; Sunseri 4-17.

Passing

YSU — Hess 13-23-0, 154 yards, 2 TD; Cook 1-1-0, 23 yards, 1 TD.
PITT — Sunseri 19-30-0, 239 yards, 1 TD.

Receiving

YSU — Stubbs 4-61, 1 TD; Shaw 3-51, 2 TD; Cook 2-19; Bryan 2-7; Disher 1-18; Adams 1-16; Caver 1-5.
PITT — Shanahan 6-54; Street 4-51; H. Graham 4-38; Saddler 2-36; Brinson 1-35, 1 TD; Holtz 1-20; Giubilato 1-5.

CINCINNATI 34 PITT 10 Sept. 6, 2012 • Nippert Stadium • 33,562

George Winn ran for two touchdowns, including a 58-yarder on Cincinnati's first play of the game, to help the Bearcats race past Pitt in the Big East opener for both teams...Cincinnati quarterback Munchie Legaux threw for 205 yards and rushed for a game-high 117...Pitt fell into an early 14-0 hole and trailed 17-0 at halftime...the Panthers twice came up empty inside the Bearcats' 10 in the second quarter...Ray Graham had a six-yard TD wiped out due to a holding penalty and three plays later the drive ended with an INT in the end zone...then with five seconds left in the first half and Pitt at the Cincinnati 2, the Panthers took too much time while trying to throw one final pass into the end zone, resulting in the quarter expiring and Pitt failing to score any points...Graham had 103 yards on 19 carries, his first 100-yard effort since October 2011...Cincinnati (1-0) beat Pitt for the fourth time in the past five meetings...Pitt dropped to 0-2 overall for the first time since 2005 and lost its Big East opener for the first time since 2007.

PITT	0	0	3	7	10
CINCINNATI	14	3	7	10	34

First Quarter

UC — Winn 58-yard run (Miliano kick) 13:36
UC — Abernathy 15-yard pass from Legaux (Miliano kick) 10:04

Second Quarter

UC — Miliano 39-yard field goal 2:51

Third Quarter

PITT — Harper 37-yard field goal 7:00
UC — Winn 9-yard run (Miliano kick) 6:05

Fourth Quarter

UC — Abernathy 12-yard pass from Legaux (Miliano kick) 13:54
UC — Miliano 46-yard field goal 3:55
PITT — Carswell 9-yard pass from Sunseri (Harper kick) 0:34

Team Stats	PITT	UC
First Downs	23	19
Rushes-Yards	42-137	31-259
Comp-Att-Int	24-37-1	14-28-0
Passing Yards	278	205
Total Yards	415	464
Punt Returns-Yards	3-33	4-55
Kick Returns-Yards	3-80	2-46
Interceptions-Yards	0-0	1-0
Fumbles-Lost	1-1	0-0
Punts-Average	7-45.3	5-43.2
Penalties-Yards	8-62	7-52
Third Down Conv.	7-18	6-13
Fourth Down Conv.	2-2	0-0
Sacks By-Yards	1-12	6-42
Possession Time	36:12	23:48

Rushing

PITT — R. Graham 19-103; Shell 8-31; Bennett 5-24; Saddler 2-10; Sunseri 8-(-31).
UC — Legaux 6-117; Winn 11-95, 2 TD; Poteat 8-25; Abernathy 5-20; Kay 1-2.

Passing

PITT — Sunseri 24-37-1, 278 yards, 1 TD.
UC — Legaux 14-28-0, 205 yards, 2 TD.

Receiving

PITT — Shanahan 5-59; Street 5-54; R. Graham 4-51; Bennett 4-42; Carswell 2-29, 1 TD; Brinson 2-24; Saddler 1-11; H. Graham 1-8.
UC — Abernathy 4-71, 2 TD; McClung 3-21; Thompkins 2-48; Kelce 2-42; Milligan 2-16; Chisum 1-7.

2012 GAME-BY-GAME REVIEW

PITT 35 #13/13 VIRGINIA TECH 17
Sept. 15, 2012 • Heinz Field • 48,032

Pitt earned its first victory of the season by defeating nationally ranked Virginia Tech, 35-17...it was Paul Chryst's first victory as Pitt's head coach and halted the nation's longest road winning streak in the process...the Hokies, ranked No. 13 in both polls, had won an ACC-record 13 consecutive road games prior to visiting Heinz Field... Pitt rolled up 537 yards in total offense, its highest output since the 2000 season...Tino Sunseri completed 68% of his passes (19 of 28) for 283 yards and three touchdowns...Mike Shanahan had a career-high 111 yards receiving and caught a six-yard TD pass with 5:33 left to ice the final result...freshman tailback Rushel Shell rumbled for 157 yards on 23 carries (6.8 avg.), while Ray Graham added 94 rush yards and scored three touchdowns (two rushing and one receiving)...after failing to gain a turnover in their opening two losses, the Panthers forced four against the Hokies, including two interceptions by Jason Hendricks...it was Pitt's fourth consecutive win over Virginia Tech...the Panthers improved to 1-2 on the season and avoided their first 0-3 start since 2005...the Hokies fell to 2-1.

VIRGINIA TECH	0	3	14	0	17
PITT	14	7	7	7	35

First Quarter

PITT — R. Graham 12-yard run (Harper kick) 12:17
 PITT — Street 13-yard pass from Sunseri (Harper kick) 3:19

Second Quarter

PITT — R. Graham 5-yard run (Harper kick) 13:03
 VT — Journell 32-yard field goal 7:57

Third Quarter

VT — Jarrett 94-yard punt return (Journell kick) 11:57
 PITT — R. Graham 18-yard pass from Sunseri (Harper kick) 4:58
 VT — Davis 85-yard pass from Thomas (Journell kick) 3:30

Fourth Quarter

PITT — Shanahan 6-yard pass from Sunseri (Harper kick) 5:33

Team Stats	VT	PITT
First Downs	14	27
Rushes-Yards	26-59	55-254
Comp-Att-Int	14-31-3	19-28-1
Passing Yards	265	283
Total Yards	324	537
Punt Returns-Yards	1-94	1-3
Kick Returns-Yards	5-86	2-31
Interceptions-Yards	1-0	3-44
Fumbles-Lost	2-1	1-0
Punts-Average	4-40.8	5-45.0
Penalties-Yards	4-39	11-110
Third Down Conv.	5-13	6-17
Fourth Down Conv.	0-2	1-1
Sacks By-Yards	1-5	2-4
Possession Time	21:33	38:27

Rushing

VT — Thomas 7-28; Scales 4-16; Holmes 9-6; Davis 1-6; Roberts 1-3; Coleman 4-0.
 PITT — Shell 23-157; R. Graham 24-94, 2 TD; Bennett 2-8; Jones 1-5; Sunseri 3-(-4); Team 2-(-6).

Passing

VT — Thomas 14-31-3, 265 yards, 1 TD.
 PITT — Sunseri 19-28-1, 283 yards, 3 TD.

Receiving

VT — Davis 4-129, 1 TD; Fuller 4-44; Roberts 2-53; Dunn 2-21; Knowles 1-13; Malleck 1-5.
 PITT — Shanahan 5-111, 1 TD; Street 4-73, 1 TD; Carswell 2-27; Jones 2-26; R. Graham 2-17, 1 TD; Shell 2-15; Bennett 2-14.

PITT 55 GARDNER-WEBB 10
Sept. 22, 2012 • Heinz Field • 36,452

Pitt rolled to a second consecutive win and its highest victory margin since 2006 with a 55-10 rout of visiting Gardner-Webb...Pitt produced 626 yards in total offense, its highest single-game total since 1997 when it had 645 in a double-OT win at Rutgers (55-48)...it was Pitt's second consecutive game with more than 500 yards in total offense, the first time that occurred since 1992...the two-game total of 1,163 (including 537 yards against Virginia Tech the week prior) marked a school record for consecutive games...Pitt's 55 points were its highest since a 55-24 win over Temple in 1999...Tino Sunseri completed 75% of his passes (18 of 24) for 344 yards, the second highest passing yardage of his career, and three TDs...Mike Shanahan had a career-high 144 receiving yards on five catches with two TDs (4 and 77 yards)...Pitt did not yield an offensive touchdown...Gardner-Webb's lone TD came on a 65-yard fumble return in the second period...the Panthers improved to 2-2, while GWU fell to 0-4.

GARDNER-WEBB	3	7	0	0	10
PITT	7	20	14	14	55

First Quarter

PITT — R. Graham 78-yard run (Harper kick) 3:23
 GWU — Austin 41-yard field goal 1:00

Second Quarter

PITT — Harper 41-yard field goal 14:32
 PITT — Shell 1-yard run (Harper kick) 11:27
 PITT — Street 34-yard pass from Sunseri (Harper kick) 8:41
 GWU — Morrison 65-yard fumble return (Austin kick) 1:10
 PITT — Harper 22-yard field goal 0:00

Third Quarter

PITT — Shanahan 4-yard pass from Sunseri (Harper kick) 10:16
 PITT — Shanahan 77-yard pass from Sunseri (Harper kick) 1:00

Fourth Quarter

PITT — Bennett 3-yard run (Harper kick) 13:37
 PITT — Bennett 11-yard run (Harper kick) 9:03

Team Stats	GWU	PITT
First Downs	10	24
Rushes-Yards	29-32	37-229
Comp-Att-Int	14-22-1	20-26-0
Passing Yards	95	397
Total Yards	127	626
Punt Returns-Yards	1-1	1-(-1)
Kick Returns-Yards	9-149	3-106
Interceptions-Yards	0-0	1-0
Fumbles-Lost	3-2	1-1
Punts-Average	7-39.6	2-39.5
Penalties-Yards	9-58	9-77
Third Down Conv.	4-13	5-10
Fourth Down Conv.	0-0	1-1
Sacks By-Yards	1-9	3-20
Possession Time	31:52	28:08

Rushing

GWU — Blount 11-36; Little 15-18; Beatty 3-(-22).
 PITT — R. Graham 8-94, 1 TD; Bennett 6-52, 2 TD; Shell 13-41, 1 TD; Crockett 7-32; Street 1-14; Sunseri 2-(-4).

Passing

GWU — Beatty 14-22-1, 95 yards.
 PITT — Sunseri 18-24-0, 344 yards, 3 TD; Anderson 2-2-0, 53 yards.

Receiving

GWU — Cranfill 4-34; Heard 4-29; Cook 2-12; Little 2-9; Jules 1-6; Harmon 1-5.
 PITT — Shanahan 5-144, 2 TD; Street 5-95, 1 TD; Saddler 5-82; R. Graham 3-23; Tinker 1-32; Jones 1-21.

2012 GAME-BY-GAME REVIEW

SYRACUSE 14 PITT 13

Oct. 5, 2012 • Carrier Dome • 40,394

Syracuse's two first-quarter touchdowns proved to be enough as the host Orange held off Pitt, 14-13, in the Carrier Dome...the Panthers fell into a 14-0 hole in the opening period with the Orange's second TD coming on a 52-yard fumble return by Dyshawn Davis...after slicing the deficit to 14-10 by halftime, Pitt appeared poised to take the lead when they twice drove into Syracuse territory in the fourth period...Pitt reached the Orange 29 and 17 in the final quarter but both drives came up empty...Pitt's defense gave up just one scoring drive and limited Syracuse (2-3, 1-0) to 305 yards...the Orange were averaging 487.5 yards over their first four games...Tino Sunseri was laser accurate, completing 25-of-33 passes (76%) for 319 yards...Devin Street was his top target with 130 receiving yards on a career-high 10 catches...Street became the first Pitt player since 2006 to compile double-digit receptions in a game (Derek Kinder, 11 vs. Louisville)...Pitt's ground attack struggled, managing just 27 yards for the game...Syracuse DE Brandon Sharpe led the Orange with four sacks and six total TFLs...it was Pitt's first loss to Syracuse since 2004...the Panthers (2-3, 0-2) had won seven consecutive games against the Orange, including three in a row in the Carrier Dome.

PITT	0	10	3	0	13
SYRACUSE	14	0	0	0	14

First Quarter

SU — Ameen-Moore 1-yard run (Krautman kick) 9:54
 SU — Davis 52-yard fumble return (Krautman kick) 1:06

Second Quarter

PITT — R. Graham 1-yard run (Harper kick) 10:41
 PITT — Harper 40-yard field goal 0:22

Third Quarter

PITT — Harper 27-yard field goal 1:57

Fourth Quarter

No scoring

Team Stats	PITT	SU
First Downs	20	19
Rushes-Yards	37-27	33-120
Comp-Att-Int	25-33-0	19-31-1
Passing Yards	319	185
Total Yards	346	305
Punt Returns-Yards	1-0	0-0
Kick Returns-Yards	3-65	2-46
Interceptions-Yards	1-0	0-0
Fumbles-Lost	1-1	0-0
Punts-Average	5-41.2	6-35.0
Penalties-Yards	6-35	3-45
Third Down Conv.	8-17	5-14
Fourth Down Conv.	0-0	1-1
Sacks By-Yards	2-8	5-51
Possession Time	34:30	25:30

Rushing

PITT — R. Graham 24-57, 1 TD; Shell 1-2; Bennett 3-1; Sunseri 9-(-33).
 SU — Smith 10-61; Gulley 10-31; Ameen-Moore 5-14, 1 TD; Nassib 8-14.

Passing

PITT — Sunseri 25-33-0, 319 yards.
 SU — Nassib 19-30-1, 185 yards; Team 0-1-0, 0 yards.

Receiving

PITT — Street 10-130; Shanahan 4-83; R. Graham 4-31; Saddler 2-35; Holtz 1-15; Bennett 1-9; Jones 1-8; H. Graham 1-6; Carswell 1-2.
 SU — Sales 6-63; Lemon 5-42; West 3-50; Gulley 3-25; Clark 2-5.

#18/16 LOUISVILLE 45 PITT 35

Oct. 13, 2012 • Heinz Field • 42,432

Louisville scored 24 unanswered points to turn a 21-14 deficit into a 45-35 win over host Pitt...the Cardinals' Teddy Bridgewater passed for 304 yards, including a 75-yard score to DeVante Parker on the first play of the second half to put Louisville in front to stay, 24-21...the Cardinals would boost the lead to 38-21 late in the third quarter...the Panthers took first-half leads of 7-0, 14-7 and 21-14...Louisville kicked a 45-yard field goal with two seconds left in the first half to make it 21-17, and then scored 21 points in the third to seize control...the 45 points surrendered by Pitt were the most since 2009, when Cincinnati won at Heinz Field, 45-44...Louisville's victory snapped a four-game losing streak to Pitt...the Cardinals improved to 6-0 (1-0 Big East), their best start since 2006...Pitt fell to 2-4 and dropped to 0-3 in the conference.

LOUISVILLE	7	10	21	7	45
PITT	7	14	0	14	35

First Quarter

PITT — Saddler 7-yard pass from Sunseri (Harper kick) 10:59
 UL — Perry 6-yard run (Wallace kick) 4:12

Second Quarter

PITT — Thomas recovered blocked punt in end zone (Harper kick) 14:05
 UL — Wright 4-yard run (Wallace kick) 8:04
 PITT — Shell 2-yard run (Harper kick) 3:00
 UL — Wallace 45-yard field goal 0:02

Third Quarter

UL — Parker 75-yard pass from Bridgewater (Wallace kick) 14:49
 UL — Perry 2-yard run (Wallace kick) 10:42
 UL — Perry 1-yard run (Wallace kick) 4:00

Fourth Quarter

PITT — Sunseri 1-yard run (Harper kick) 12:41
 UL — Perry 59-yard run (Wallace kick) 2:25
 PITT — Street 2-yard pass from Sunseri (Harper kick) 0:40

Team Stats	UL	PITT
First Downs	19	22
Rushes-Yards	31-156	34-93
Comp-Att-Int	17-27-0	28-37-0
Passing Yards	304	287
Total Yards	460	380
Punt Returns-Yards	1-6	3-46
Kick Returns-Yards	3-49	8-203
Interceptions-Yards	0-0	0-0
Fumbles-Lost	0-0	0-0
Punts-Average	4-30.0	2-25.0
Penalties-Yards	7-64	5-40
Third Down Conv.	7-12	8-14
Fourth Down Conv.	1-1	0-3
Sacks By-Yards	5-30	2-10
Possession Time	27:58	32:02

Rushing

UL — Perry 12-101, 4 TD; Wright 13-61, 1 TD; Team 1-(-2); Bridgewater 4-(-2); Lamb 1-(-2).
 PITT — Shell 18-96, 1 TD; R. Graham 6-20; Jones 1-(-2); Sunseri 8-(-10), 1 TD; Team 1-(-11).

Passing

UL — Bridgewater 17-26-0, 304 yards, 1 TD; Team 0-1-0, 0 yards.
 PITT — Sunseri 28-37-0, 287 yards, 2 TD.

Receiving

UL — Parker 4-153, 1 TD; Wright 4-18; Perry 2-17; Copeland 2-17; Smith 1-31; Rogers 1-29; Hubbell 1-24; Radcliff 1-13; Gaines 1-12.
 PITT — Street 11-111, 1 TD; R. Graham 5-51; Shell 5-34; Shanahan 4-74; Saddler 2-14, 1 TD; Jones 1-3.

2012 GAME-BY-GAME REVIEW

PITT 20 BUFFALO 6

Oct. 20, 2012 • UB Stadium • 17,021

Playing under wet and blustery conditions, Pitt earned a 20-6 road victory over Buffalo...the Panthers (3-4) scored on three consecutive first-half drives in building a 13-0 lead, but were twice forced to settle for field goals...Pitt's initial touchdown, a four-yard run by Rushel Shell in the second quarter, was set up by a 23-yard interception return by safety Jason Hendricks, his fourth pick of the year...two Buffalo field goals made it 13-6 at halftime but the Bulls (1-6) would never find the end zone against Pitt...Ray Graham completed the scoring with a seven-yard TD run midway through the third...Graham finished with a team-high 74 yards on 20 carries...despite the windy conditions, Kevin Harper converted both of his field goal tries, including a season-long 45-yarder to open the scoring...Hendricks and linebackers Dan Mason and Todd Thomas each had 11 tackles...defensive tackle Aaron Donald had seven stops, including two TFLs totaling 24 yards in losses...Pitt improved to 4-0 all-time against Buffalo and 29-3 against the Mid-American Conference.

PITT	6	7	7	0	20
BUFFALO	0	6	0	0	6

First Quarter

PITT — Harper 45-yard field goal 6:55
PITT — Harper 22-yard field goal 2:12

Second Quarter

PITT — Shell 4-yard run (Harper kick) 8:40
UB — Clarke 27-yard field goal 4:16
UB — Clarke 41-yard field goal 0:12

Third Quarter

PITT — R. Graham 7-yard run (Harper kick) 6:29

Fourth Quarter

No scoring

Team Stats	PITT	UB
First Downs	13	22
Rushes-Yards	42-126	39-169
Comp-Att-Int	9-17-0	23-42-1
Passing Yards	128	165
Total Yards	254	334
Punt Returns-Yards	0-0	0-0
Kick Returns-Yards	0-0	4-60
Interceptions-Yards	1-23	0-0
Fumbles-Lost	2-0	1-0
Punts-Average	5-37.6	4-27.5
Penalties-Yards	4-45	5-28
Third Down Conv.	7-15	7-19
Fourth Down Conv.	1-1	3-6
Sacks By-Yards	3-13	1-8
Possession Time	28:42	31:12

Rushing

PITT — Graham 20-74 1 TD; Shell 12-35, 1 TD; Street 2-16; Sunseri 6-3; Team 2-(-2).
UB — Campbell 19-104; Zordich 19-79; Hughes 1-(-14).

Passing

PITT — Sunseri 9-17-0, 128 yards.
UB — Zordich 23-41-1, 165 yards; Daniel 0-1-0, 0 yards.

Receiving

PITT — Street 5-41; Shanahan 2-39; Shell 1-41; Brinson 1-7.
UB — Dunmore 7-72; Hughes 5-27; Campbell 4-13; Dixon 3-15; Johnson 2-29; Gordon 2-9.

PITT 47 TEMPLE 17

Oct. 27, 2012 • Heinz Field • 42,425

Pitt rolled past Temple, 47-17, to improve to 4-4 overall and earn its first Big East win (1-3)...the Panthers defeated the Owls for the seventh consecutive time...Ray Graham rushed for 109 yards on 19 carries (5.7 avg.) and scored three total touchdowns...his four-yard scoring catch at the end of the first half gave Pitt a 31-7 lead...Tino Sunseri completed 71% of his passes (20 of 28) for 321 yards and three touchdowns...he did not throw an interception for the fifth consecutive game, a string of 143 pass attempts...Devin Street had a career-high 140 receiving yards on six catches, including a 58-yard TD to complete the scoring...Pitt compiled 528 yards in total offense, its third game this season in which it gained more than 500 yards...the Panthers last accomplished that feat in 1992...Dan Mason had a team-high 10 stops, his second consecutive double-digit tackle performance...Temple, playing its first Big East season since 2004, fell to 3-4 and 2-2.

TEMPLE	7	0	10	0	17
PITT	14	17	3	13	47

First Quarter

PITT — Shell 1-yard run (Harper kick) 10:37
PITT — Holtz 18-yard pass from Sunseri (Harper kick) 4:46
TU — Booth 9-yard pass from Coyer (McManus kick) 2:53

Second Quarter

PITT — Harper 32-yard field goal 9:40
PITT — R. Graham 1-yard run (Harper kick) 2:32
PITT — R. Graham 4-yard pass from Sunseri (Harper kick) 0:01

Third Quarter

TU — Harris 14-yard run (McManus kick) 11:45
PITT — Harper 38-yard field goal 8:03
TU — McManus 45-yard field goal 1:46

Fourth Quarter

PITT — R. Graham 2-yard run (Yoklic rush failed) 13:57
PITT — Street 58-yard pass from Sunseri (Harper kick) 4:41

Team Stats	TU	PITT
First Downs	22	24
Rushes-Yards	40-129	36-207
Comp-Att-Int	18-28-0	20-28-0
Passing Yards	195	321
Total Yards	324	528
Punt Returns-Yards	3-0	1-10
Kick Returns-Yards	5-149	4-70
Interceptions-Yards	0-0	0-0
Fumbles-Lost	2-2	0-0
Punts-Average	4-38.8	3-41.7
Penalties-Yards	3-27	11-105
Third Down Conv.	9-16	5-10
Fourth Down Conv.	0-1	0-0
Sacks By-Yards	1-10	3-14
Possession Time	31:28	28:32

Rushing

TU — Harris 18-72, 1 TD; Granger 7-35; Coyer 8-22; Gilmore 6-0; Fitzpatrick 1-0.
PITT — R. Graham 19-109, 2 TD; Shell 12-79, 1 TD; Saddler 1-17; Jones 1-11; Bennett 1-(-1); Sunseri 2-(-8).

Passing

TU — Coyer 16-25-0, 143 yards, 1 TD; Granger 2-3-0, 52 yards.
PITT — Sunseri 20-28-0, 321 yards, 3 TD.

Receiving

TU — Fitzpatrick 6-55; Booth 3-21, 1 TD; Jackson 2-21; Christopher 2-17; Miller 2-16; Harper 1-44; Harris 1-13; Alderman 1-8.
PITT — Street 6-140, 1 TD; Shanahan 6-67; R. Graham 4-71, 1 TD; Holtz 1-18, 1 TD; Bennett 1-13; Saddler 1-8; Jones 1-4.

2012 GAME-BY-GAME REVIEW

#4/4 NOTRE DAME 29 PITT 26 (3OT)
Nov. 3, 2012 • Notre Dame Stadium • 80,795

Pitt appeared poised to upset No. 4 Notre Dame as it entered the fourth quarter with a 20-6 lead...but the Irish rallied to force OT and then outlasted Pitt in three extra periods, 29-26...the decisive points came on QB Everett Golson's one-yard sneak...Golson threw for 227 yards and two TDs while rushing for 74 more...his performance upstaged Ray Graham, who had an exceptional game against the Irish's heralded defense...Graham rushed for 172 yards while averaging 7.2 per carry...his first rush went for 55 yards, the longest offensive play against the Irish (9-0) to date...Pitt (4-5) had an opportunity to win the game in the second OT when it forced an Irish fumble on the goal line...on its subsequent possession, Pitt lined up for a 33-yard field goal but the attempt was wide right, setting the stage for Golson's winning TD...the 26 points were the most scored on Notre Dame to date.

PITT	3	7	10	0	3	0	3	26
NOTRE DAME	3	3	0	14	3	0	6	29

First Quarter

ND — Brindza 37-yard field goal 8:28
 PITT — Harper 39-yard field goal 5:00

Second Quarter

ND — Brindza 20-yard field goal 10:34
 PITT — R. Graham 16-yard run (Harper kick) 3:55

Third Quarter

PITT — Holtz 9-yard pass from Sunseri (Harper kick) 5:52
 PITT — Harper 21-yard field goal 0:58

Fourth Quarter

ND — Jones 11-yard pass from Golson (kick failed) 13:40
 ND — Riddick 5-yard pass from Golson (Golson rush) 2:11

Overtime

PITT — Harper 41-yard field goal
 ND — Brindza 37-yard field goal
 PITT — Harper 44-yard field goal
 ND — Golson 1-yard run

Team Stats	PITT	ND
First Downs	13	34
Rushes-Yards	33-144	51-231
Comp-Att-Int	19-29-0	29-53-2
Passing Yards	164	291
Total Yards	308	522
Punt Returns-Yards	2-38	1-0
Kick Returns-Yards	5-128	5-90
Interceptions-Yards	2-4	0-0
Fumbles-Lost	2-0	2-1
Punts-Average	6-40.7	5-41.4
Penalties-Yards	7-45	6-46
Third Down Conv.	1-14	10-20
Fourth Down Conv.	0-1	1-1
Sacks By-Yards	1-3	5-31
Possession Time	24:37	35:23

Rushing

PITT — R. Graham 24-172, 1 TD; Shell 1-2; Sunseri 8-(-30).
ND — Riddick 22-85; Golson 15-74, 1 TD; Wood 13-70; Atkinson 1-2.

Passing

PITT — Sunseri 19-29-0, 164 yards, 1 TD.
ND — Golson 23-42-1, 227 yards, 2 TD; Rees 6-11-1, 64 yards.

Receiving

PITT — R. Graham 6-25; Shanahan 4-38; Holtz 3-54, 1TD; Street 3-35; H. Graham 1-9; Giubilato 1-3; Saddler 1-0.
ND — Daniels 7-86; Eifert 6-62; Toma 6-50; Jones 5-53, 1 TD; Riddick 4-35, 1 TD; Smith 1-5.

CONNECTICUT 24 PITT 17
Nov. 9, 2012 • Rentschler Field • 33,503

Pitt fell into a 24-0 halftime hole and, despite a strong second half, could not overcome the large deficit in a road loss to Connecticut...the Huskies set the tone on the game's opening possession, driving 75 yards and seizing a 7-0 lead when Chandler Whitmer hit Ryan Griffin with a two-yard scoring pass...that lead would balloon to 17-0 when Nick Williams returned a punt 80 yards for a TD in the second quarter...UConn's Lyle McCombs, who would rush for a game-high 120 yards, scored on a two-yard plunge right before intermission, giving Pitt its largest halftime deficit of the season...the Panthers regrouped in the second half, keeping UConn out of the end zone while scoring 17 unanswered points...Pitt (4-6, 1-4) pulled within seven when Tino Sunseri hit Mike Shanahan with an 18-yard TD pass with 2:46 left in the game...but any chance for a comeback was dashed when UConn (4-6, 1-4) converted a 3rd-and-7 with a 17-yard pass and subsequently ran out the clock.

PITT	0	0	3	14	17
CONNECTICUT	10	14	0	0	24

First Quarter

UConn — Griffin 2-yard pass from Whitmer (Christen kick) 8:31
 UConn — Christen 29-yard field goal 1:43

Second Quarter

UConn — Williams 80-yard punt return (Christen kick) 9:26
 UConn — McCombs 2-yard run (Christen kick) 1:02

Third Quarter

PITT — Harper 42-yard field goal 10:33

Fourth Quarter

PITT — Carswell 11-yard pass from Sunseri (Harper kick) 13:37
 PITT — Shanahan 18-yard pass from Sunseri (Harper kick) 2:46

Team Stats	PITT	UConn
First Downs	18	20
Rushes-Yards	25-48	42-132
Comp-Att-Int	19-34-0	19-25-1
Passing Yards	302	213
Total Yards	350	345
Punt Returns-Yards	2-9	4-80
Kick Returns-Yards	4-75	2-42
Interceptions-Yards	1-0	0-0
Fumbles-Lost	0-0	1-0
Punts-Average	6-43.3	5-41.4
Penalties-Yards	3-23	4-40
Third Down Conv.	4-12	7-14
Fourth Down Conv.	0-0	0-0
Sacks By-Yards	2-17	3-20
Possession Time	23:44	36:16

Rushing

PITT — R. Graham 15-41; Shell 6-23; Sunseri 4-(-16).
UConn — McCombs 29-120, 1 TD; McCummings 1-13; Williams 1-7; Hyppolite 2-2; DeLorenzo 3-1; Team 1-(-4); Whitmer 5-(-7).

Passing

PITT — Sunseri 19-34-0, 302 yards, 2 TD.
UConn — Whitmer 19-25-1, 213 yards, 1 TD.

Receiving

PITT — Street 6-76; Carswell 5-83, 1 TD; Shanahan 3-79, 1 TD; R. Graham 3-21; Saddler 2-43.
UConn — Griffin 6-84, 1 TD; Phillips 5-52; Williams 3-31; Smith 1-27; Davis 1-9; Delahunt 1-7; Frank 1-3; McCombs 1-0.

2012 GAME-BY-GAME REVIEW

PITT 27 #21/19 RUTGERS 6
Nov. 24, 2012 • Heinz Field • 38,786

Pitt used a big second quarter to defeat nationally ranked Rutgers, 27-6, in the 2012 Heinz Field finale...following a scoreless first period that featured a combined eight punts, Pitt (5-6, 2-4) exploded for three touchdowns to take a 21-0 lead into halftime...Ray Graham rushed for 113 yards and a TD on 23 carries to pace Pitt's offense... Rutgers (9-2, 5-1) entered the game yielding only 108 rush yards per game...facing a defense that had forced a Big East-best 15 interceptions, Tino Sunseri threw for 227 yards and two TDs with zero INTs...it was the eighth consecutive game without an interception for Sunseri, giving him 245 consecutive passes without an INT, the longest active streak in the nation...Pitt limited the Scarlet Knights to just 207 total yards, including a mere 50 on the ground...DT Aaron Donald led the effort with seven tackles, three TFLs and a sack... Kevin Harper was perfect on five placements (3-3 PATs and 2-2 FGs) for nine points...the game marked the final Heinz Field appearance for 18 Pitt seniors.

RUTGERS	0	0	6	0	6
PITT	0	21	3	3	27

First Quarter

No scoring

Second Quarter

PITT — Shanahan 16-yard pass from Sunseri (Harper kick) 13:48
 PITT — R. Graham 1-yard run (Harper kick) 2:17
 PITT — Tinker 13-yard pass from Sunseri (Harper kick) 0:07

Third Quarter

PITT — Harper 39-yard field goal 6:37
 RU — Coleman 11-yard pass from Nova (pass failed) 1:43

Fourth Quarter

PITT — Harper 25-yard field goal 6:01

Team Stats	RU	PITT
First Downs	13	22
Rushes-Yards	24-50	37-138
Comp-Att-Int	19-38-1	21-39-0
Passing Yards	157	227
Total Yards	207	365
Punt Returns-Yards	2-4	3-25
Kick Returns-Yards	6-113	1-11
Interceptions-Yards	0-0	1-34
Fumbles-Lost	0-0	1-1
Punts-Average	11-36.1	8-33.1
Penalties-Yards	6-54	5-49
Third Down Conv.	5-16	5-16
Fourth Down Conv.	0-0	1-1
Sacks By-Yards	2-18	1-5
Possession Time	27:53	32:07

Rushing

RU — James 5-22; Huggins 8-18; Jamison 9-14; Nova 2-(-4).
PITT — R. Graham 23-113, 1 TD; Shell 11-43; Sunseri 3-(-18).

Passing

RU — Nova 18-37-1, 157 yards, 1 TD; Dodd 1-1-0, 0 yards.
PITT — Sunseri 21-39-0, 227 yards, 2 TD.

Receiving

RU — Wright 6-66; Harrison 3-26; Carrezola 3-24; Pratt 3-24; Huggins 3-6; Coleman 1-11, 1 TD.
PITT — Shanahan 5-62, 1 TD; R. Graham 5-50; Holtz 3-45; Carswell 3-22; Tinker 2-17, 1 TD; Street 1-14; Shell 1-13; Giubilato 1-4.

PITT 27 USF 3
Dec. 1, 2012 • Raymond James Stadium • 35,141

Pitt secured bowl eligibility for the fifth consecutive season with a 27-3 victory at USF...the Panthers held the ball for an amazing 41:30, their highest time of possession since a 1988 win over Rutgers... Pitt (6-6, 3-4) limited USF to 117 yards in total offense — a school-record low for the Bulls — and only eight rushing yards...it was the lowest offensive output by a Pitt opponent since 2001 (Rutgers, 112 total yards) and the lowest rushing total since 2002 (Oregon State, eight yards)...Tino Sunseri threw for 211 yards on 19-of-25 passing, extending his nation-leading streak to 270 consecutive passes without an INT...Ray Graham rushed for 94 yards and two TDs...for the first time in school history, Pitt could claim a 3,000-yard passer and 1,000-yard rusher in the same season...Sunseri (3,103) and Graham (1,042) reached the milestones against USF (3-9, 1-6) with a bowl game still to play...Pitt forced four turnovers, including interceptions by Jason Hendricks, Todd Thomas and K'Waun Williams...Aaron Donald had five tackles, including four TFLs.

PITT	7	6	14	0	27
USF	0	0	0	3	3

First Quarter

PITT — R. Graham 1-yard run (Harper kick) 8:33

Second Quarter

PITT — Harper 25-yard field goal 13:40
 PITT — Harper 27-yard field goal 0:01

Third Quarter

PITT — R. Graham 1-yard run (Harper kick) 8:48
 PITT — Holtz 2-yard pass from Sunseri (Harper kick) 3:46

Fourth Quarter

USF — Bonani 25-yard field goal 9:41

Team Stats	PITT	USF
First Downs	18	10
Rushes-Yards	47-116	20-8
Comp-Att-Int	19-25-0	13-28-3
Passing Yards	211	109
Total Yards	327	117
Punt Returns-Yards	1-39	0-0
Kick Returns-Yards	1-21	4-121
Interceptions-Yards	3-43	0-0
Fumbles-Lost	2-0	2-1
Punts-Average	5-45.4	5-40.6
Penalties-Yards	13-99	5-38
Third Down Conv.	8-17	4-13
Fourth Down Conv.	1-1	0-0
Sacks By-Yards	3-20	4-47
Possession Time	41:30	18:30

Rushing

PITT — R. Graham 26-94, 2 TD; Shell 11-53; Bennett 2-15; Team 3-(-5); Sunseri 5-(-41).
USF — Murray 11-13; Shaw 2-7; Landi 1-(-3); Floyd 6-(-9).

Passing

PITT — Sunseri 19-25-0, 211 yards, 1 TD.
USF — Floyd 12-25-3, 93 yards; Landi 1-2-0, 16 yards; Davis 0-1-0, 0 yards.

Receiving

PITT — Shanahan 9-116; Street 6-72; Holtz 3-18, 1 TD; Tinker 1-5.
USF — Price 3-36; McFarland 2-17; Welch 2-14; Davis 2-12; Marc 2-11; Battles 1-20; Landi 1-(-1).

2012 GAME-BY-GAME REVIEW

MISSISSIPPI 38 PITT 17

Jan. 5, 2013 • Legion Field • 59,135

Bo Wallace threw three touchdown passes to lead Mississippi to a 38-17 victory over Pitt in the BBVA Compass Bowl, the first-ever meeting between the two schools...Wallace, the game's MVP, skillfully directed the Rebels' no-huddle, up-tempo attack...Ole Miss rolled up 23 first downs and 387 yards...Pitt was held to 266 yards, its second-lowest total of the season...1,000-yard rusher Ray Graham did not play due to a hamstring injury...freshman Rushel Shell made his first career start and mustered 79 yards on 25 carries behind a shuffled offensive line...the Panthers (6-7) fell behind early after Tino Sunseri threw his first interception since Sept. 15 and Ole Miss capitalized with a TD pass less than five minutes into the game...the Rebels built leads of 14-0, 31-10 and, by the final period, 38-10...as a unit, Pitt's defense struggled to slow Ole Miss (7-6) down, but safety Jason Hendricks had an exceptional day, collecting 17 tackles, two TFLs and an interception.

PITT	0	10	0	7	17
MISSISSIPPI	14	10	7	7	38

First Quarter

UM — Logan 14-yard pass from Wallace (Rose kick) 10:16
 UM — Mackey 27-yard pass from Wallace (Rose kick) 5:22

Second Quarter

PITT — Street 10-yard pass from Sunseri (Harper kick) 7:13
 UM — Sanders 18-yard pass from Wallace (Rose kick) 6:02
 PITT — Harper 47-yard field goal 1:56
 UM — Rose 31-yard field goal 0:00

Third Quarter

UM — Brunetti 1-yard run (Rose kick) 0:21

Fourth Quarter

UM — Mathers 62-yard run (Rose kick) 8:48
 PITT — Shanahan 16-yard pass from Sunseri (Harper kick) 2:23

Team Stats	PITT	UM
First Downs	17	23
Rushes-Yards	36-81	49-224
Comp-Att-Int	16-32-1	24-37-2
Passing Yards	185	163
Total Yards	266	387
Punt Returns-Yards	2-2	4-35
Kick Returns-Yards	4-59	4-99
Interceptions-Yards	2-10	1-19
Fumbles-Lost	1-1	3-0
Punts-Average	6-48.3	3-39.7
Penalties-Yards	3-26	8-66
Third Down Conv.	4-16	9-20
Fourth Down Conv.	0-2	3-3
Sacks By-Yards	1-11	4-21
Possession Time	28:36	31:24

Rushing

PITT — Shell 25-79; Crockett 5-18; Sunseri 6-(-16).
UM — Mathers 6-96, 1 TD; Walton 10-56; Mackey 8-36; Wallace 8-27; Brunetti 7-22, 1 TD; Scott 6-18; Neat 1-(-5); Team 3-(-26).

Passing

PITT — Sunseri 16-32-1, 185 yards, 2 TD.
UM — Wallace 22-32-2, 151 yards, 3 TD; Brunetti 2-4-0, 12 yards; Team 0-1-0, 0 yards.

Receiving

PITT — Street 7-83, 1 TD; Shanahan 4-57, 1 TD; Crockett 2-24; Tinker 1-14; Jones 1-4; Holtz 1-3.
UM — Logan 6-36, 1 TD; Moncrief 6-31; Sanders 5-39, 1 TD; Scott 3-2; Neat 2-13; Mackey 1-27, 1 TD; Allen 1-15.

Pittsburgh (6 - 7 - 0)

Thru: 01/12/2013 - Week 20

2012 SCHEDULE AND RESULTS

6-7 L-1

Big East Conference Record: 3-4

Date	Opponent	Score	Result
Sat 09/01/2012	YOUNGSTOWN ST. *	17 - 31	L
Thu 09/06/2012	@ Cincinnati *	10 - 34	L
Sat 09/15/2012	VIRGINIA TECH	35 - 17	W
Sat 09/22/2012	GARDNER-WEBB	55 - 10	W
Fri 10/05/2012	@ Syracuse *	13 - 14	L
Sat 10/13/2012	LOUISVILLE	35 - 45	L
Sat 10/20/2012	@ Buffalo	20 - 6	W
Sat 10/27/2012	TEMPLE	47 - 17	W
Sat 11/03/2012	@ Notre Dame	26 - 29	L 3OT
Fri 11/09/2012	@ Connecticut *	17 - 24	L
Sat 11/24/2012	RUTGERS	27 - 6	W
Sat 12/01/2012	@ South Fla.	27 - 3	W
Sat 01/05/2013	@ Ole Miss ^	17 - 38	L

HOME GAME IN CAPS * Night Game ^ Neutral Site
OT Overtime Game

TEAM RANKINGS

120 teams ranked in Football Bowl Subdivision
8 teams ranked in the Big East Conference

Category	National Rank	Actual	National Leader	Actual	Conf Rank	Big East Conference Leader	Actual
Rushing Offense	92	133.08	Army	369.83	5	Cincinnati	201.46
Passing Offense	46	257.00	Marshall	365.08	3	Louisville	296.08
Total Offense	71	390.08	Louisiana Tech	577.92	4	Syracuse	476.00
Scoring Offense	74	26.62	Louisiana Tech	51.50	4	Cincinnati	32.31
Rushing Defense	31	136.38	Alabama	76.36	4	Rutgers	97.15
Pass Efficiency Defense	21	113.12	Florida St.	95.43	2	Rutgers	111.63
Total Defense	17	330.54	Alabama	250.00	3	Connecticut	309.92
Scoring Defense	23	21.08	Alabama	10.93	4	Rutgers	14.15
Net Punting	100	34.95	Louisiana Tech	43.51	5	Temple	40.76
Punt Returns	37	10.27	Boston College	21.69	2	Connecticut	12.45
Kickoff Returns	44	22.90	Kansas St.	29.24	4	Cincinnati	24.68
Turnover Margin	15	.92	Oregon	1.62	1	Pittsburgh	.92
Pass Defense	20	194.15	Florida St.	161.86	2	Louisville	192.31
Passing Efficiency	19	152.37	Alabama	174.32	2	Louisville	154.23
Sacks	70	1.85	Stanford	4.07	7	Connecticut	2.75
Tackles For Loss	53	6.00	Arizona St.	9.00	4	Syracuse	7.69
Sacks Allowed	102	2.92	North Texas	.50	8	Rutgers	.85

T=tied at this ranking

PLAYER RANKINGS

Player must have played in 75% of team's games
Summary of the top 100 national leaders and top 25 conference leaders
15 categories ranked

Category	Player	National Rank	Actual	National Leader	Actual	Conf Rank	Big East Conference Leader	Actual
Rushing	Ray Graham	64	80.15	Carey (Arizona)	148.38	5	Harris (Temple)	105.40
	Rushel Shell		53.42			11		
	Isaac Bennett		11.75			21		
Passing Efficiency (Min. 15 Att./Game)	Tino Sunseri	23	151.52	McCarron (Alabama)	175.28	3	Kay (Cincinnati)	163.07
Total Offense	Tino Sunseri	57	238.23	Manziel (Texas A&M)	393.54	4	Nassib (Syracuse)	299.31
	Ray Graham		80.15			14		
	Rushel Shell		53.42			20		
Receptions Per Game	Devin Street	T-52	5.62	Shuler (Marshall)	9.17	2	Lemon (Syracuse)	6.00
	Mike Shanahan	T-82	4.77			4		
	Ray Graham		2.77			18		
Receiving Yards Per Game	Mike Shanahan	46	75.62	Williams (Baylor)	140.92	2	Lemon (Syracuse)	89.17
	Devin Street	48	75.00			3		
	Jason Hendricks	T-6	.46	Thomas (Fresno St.)	.62	1	Hendricks (Pittsburgh)	.46
Interceptions	K'Waun Williams	T-39	.31			T-3		
	Jarred Holley		.15			T-14		
	Matt Yoklic	45	41.77	Allen (Louisiana Tech)	48.04	3	McManus (Temple)	45.06
Punting (Min. 3.6 Punts/Game)	Cameron Saddler	46	7.41	Thompson (Kansas St.)	19.75	4	Brown (Temple)	14.18
Punt Returns (Min. 1.2 Ret./Game)	Lafayette Pitts	39	24.30	McDuffie (UCF)	34.24	4	Brown (Temple)	25.48
Field Goals	Kevin Harper	T-16	1.54	Sharp (Oklahoma St.)	2.15	1	Harper (Pittsburgh)	1.54
Scoring	Kevin Harper	T-61	7.69	Dixon (Louisiana Tech)	14.00	2	Miliano (Cincinnati)	7.85
	Ray Graham		6.00			T-8		
	Ray Graham	72	106.31	Andrews (Western Ky.)	243.15	6	Brown (Temple)	143.40
All-Purpose Runners	Devin Street		77.31			14		
	Mike Shanahan		75.62			15		
	Rushel Shell		62.00			19		
	Lafayette Pitts		58.69			20		
	Aaron Donald	T-99	.46	Smith (Western Ky.)	1.25	5	Williams (Connecticut)	.96
Sacks	Shayne Hale		.30			T-15		
	Tyrone Ezell		.29			T-17		
	Jason Hendricks		6.92	Burdette (UAB)	13.08	11	Blair (Cincinnati)	10.62
Tackles	Jarred Holley		5.77			23		
	Aaron Donald	T-12	1.54	Jones (Georgia)	2.04	1	Donald (Pittsburgh)	1.54
	Shayne Hale	T-94	.95			8		
Tackles For Loss	Devin Cook		.62			20		

University of Pittsburgh Panthers
PITT Overall Team Statistics (as of Jan 07, 2013)
All games

Team Statistics	PITT	OPP
SCORING	346	274
Points Per Game	26.6	21.1
FIRST DOWNS	258	248
Rushing	91	99
Passing	150	125
Penalty	17	24
RUSHING YARDAGE	1730	1773
Yards gained rushing	2144	2110
Yards lost rushing	414	337
Rushing Attempts	489	461
Average Per Rush	3.5	3.8
Average Per Game	133.1	136.4
TDs Rushing	19	14
PASSING YARDAGE	3341	2524
Comp-Att-Int	258-395-3	237-414-15
Average Per Pass	8.5	6.1
Average Per Catch	12.9	10.6
Average Per Game	257.0	194.2
TDs Passing	21	15
TOTAL OFFENSE	5071	4297
Total Plays	884	875
Average Per Play	5.7	4.9
Average Per Game	390.1	330.5
KICK RETURNS: #-Yards	41-939	54-1106
PUNT RETURNS: #-Yards	22-226	21-275
INT RETURNS: #-Yards	15-158	3-19
KICK RETURN AVERAGE	22.9	20.5
PUNT RETURN AVERAGE	10.3	13.1
INT RETURN AVERAGE	10.5	6.3
FUMBLES-LOST	14-7	17-7
PENALTIES-Yards	87-746	68-565
Average Per Game	57.4	43.5
PUNTS-Yards	62-2562	65-2468
Average Per Punt	41.3	38.0
Net punt average	35.0	32.6
KICKOFFS-Yards	70-4098	57-3543
Average Per Kick	58.5	62.2
Net kick average	50.3	38.7
TIME OF POSSESSION/Game	30:55	29:04
3RD-DOWN Conversions	75/189	89/199
3rd-Down Pct	40%	45%
4TH-DOWN Conversions	8/15	10/16
4th-Down Pct	53%	62%
SACKS BY-Yards	24-137	38-292
MISC YARDS	0	0
TOUCHDOWNS SCORED	41	33
FIELD GOALS-ATTEMPTS	20-27	15-19
ON-SIDE KICKS	0-1	0-1
RED-ZONE SCORES	(47-57) 82%	(32-40) 80%
RED-ZONE TOUCHDOWNS	(35-57) 61%	(21-40) 52%
PAT-ATTEMPTS	(40-40) 100%	(29-30) 97%
ATTENDANCE	248964	240416
Games/Avg Per Game	6/41494	6/40069
Neutral Site Games		1/59135

Score by Quarters	1st	2nd	3rd	4th	OT	Total
PITT	65	122	67	86	6	346
Opponents	79	63	72	51	9	274

University of Pittsburgh Panthers
PITT Overall Individual Statistics (as of Jan 07, 2013)
All games

<u>Rushing</u>	<u>gp</u>	<u>att</u>	<u>gain</u>	<u>loss</u>	<u>net</u>	<u>avg</u>	<u>td</u>	<u>lg</u>	<u>avg/g</u>
GRAHAM,Ray	12	222	1077	35	1042	4.7	11	78	86.8
SHELL, Rushel	12	141	677	36	641	4.5	4	33	53.4
BENNETT,Isaac	12	29	150	9	141	4.9	3	21	11.8
CROCKETT,M.	12	12	52	2	50	4.2	0	11	4.2
STREET,Devin	13	3	30	0	30	10.0	0	14	2.3
SADDLER,Cameron	11	3	34	7	27	9.0	0	17	2.5
JONES,Ronald	11	3	16	2	14	4.7	0	11	1.3
TEAM	5	8	0	24	-24	-3.0	0	0	-4.8
SUNSERI,Tino	13	68	108	299	-191	-2.8	1	12	-14.7
Total	13	489	2144	414	1730	3.5	19	78	133.1
Opponents	13	461	2110	337	1773	3.8	14	77	136.4

<u>Passing</u>	<u>gp</u>	<u>effic</u>	<u>comp-att-int</u>	<u>pct</u>	<u>yds</u>	<u>td</u>	<u>lg</u>	<u>avg/g</u>
SUNSERI,Tino	13	151.52	256-393-3	65.1	3288	21	77	252.9
ANDERSON,Trey	1	322.60	2-2-0	100.0	53	0	32	53.0
Total	13	152.39	258-395-3	65.3	3341	21	77	257.0
Opponents	13	113.17	237-414-15	57.2	2524	15	85	194.2

<u>Receiving</u>	<u>gp</u>	<u>no.</u>	<u>yds</u>	<u>avg</u>	<u>td</u>	<u>lg</u>	<u>avg/g</u>
STREET,Devin	13	73	975	13.4	5	58	75.0
SHANAHAN,Mike	13	62	983	15.9	6	77	75.6
GRAHAM,Ray	12	36	340	9.4	2	33	28.3
SADDLER,Cameron	11	16	229	14.3	1	29	20.8
HOLTZ,J.P.	13	13	173	13.3	3	43	13.3
CARSWELL,Drew	10	13	163	12.5	2	23	16.3
SHELL, Rushel	12	9	103	11.4	0	41	8.6
BENNETT,Isaac	12	8	78	9.8	0	14	6.5
JONES,Ronald	11	7	66	9.4	0	22	6.0
GRAHAM,Hubie	8	7	61	8.7	0	16	7.6
TINKER,Ed	5	5	68	13.6	1	32	13.6
BRINSON, Joshua	10	4	66	16.5	1	35	6.6
GIUBILATO,Mark	11	3	12	4.0	0	5	1.1
CROCKETT,M.	12	2	24	12.0	0	16	2.0
Total	13	258	3341	12.9	21	77	257.0
Opponents	13	237	2524	10.6	15	85	194.2

<u>Punt Returns</u>	<u>no.</u>	<u>yds</u>	<u>avg</u>	<u>td</u>	<u>lg</u>
SADDLER,Cameron	17	126	7.4	0	31
JONES,Ronald	4	59	14.8	0	39
THOMAS,Todd	1	41	41.0	1	0
Total	22	226	10.3	1	39
Opponents	21	275	13.1	2	94

<u>Interceptions</u>	<u>no.</u>	<u>yds</u>	<u>avg</u>	<u>td</u>	<u>lg</u>
HENDRICKS,Jason	6	64	10.7	0	23
WILLIAMS,K'Waun	4	0	0.0	0	0
HOLLEY,Jarred	2	23	11.5	0	23
THOMAS,Todd	1	33	33.0	0	33
WILLIAMS,Eric	1	4	4.0	0	4
PITTS,Lafayette	1	34	34.0	0	34
Total	15	158	10.5	0	34
Opponents	3	19	6.3	0	19

<u>Kick Returns</u>	<u>no.</u>	<u>yds</u>	<u>avg</u>	<u>td</u>	<u>lg</u>
PITTS,Lafayette	30	729	24.3	0	64
SADDLER,Cameron	6	118	19.7	0	28
FELDER,Brendon	3	70	23.3	0	24
JONES,Ronald	1	21	21.0	0	21
VINOPAL,Ray	1	1	1.0	0	1
Total	41	939	22.9	0	64
Opponents	54	1106	20.5	0	77

<u>Fumble Returns</u>	<u>no.</u>	<u>yds</u>	<u>avg</u>	<u>td</u>	<u>lg</u>
Total	0	0	0.0	0	0
Opponents	4	136	34.0	2	65

University of Pittsburgh Panthers
PITT Overall Individual Statistics (as of Jan 07, 2013)
All games

Scoring	td	fg	PAT				dpx	saf	pts
			kick	rush	rcv	pass			
HARPER, Kevin	-	20-27	40-40	-	-	-	-	-	100
GRAHAM, Ray	13	-	-	-	-	-	-	-	78
SHANAHAN, Mike	6	-	-	-	-	-	-	-	36
STREET, Devin	5	-	-	-	-	-	-	-	30
SHELL, Rushel	4	-	-	-	-	-	-	-	24
BENNETT, Isaac	3	-	-	-	-	-	-	-	18
HOLTZ, J.P.	3	-	-	-	-	-	-	-	18
CARSWELL, Drew	2	-	-	-	-	-	-	-	12
TINKER, Ed	1	-	-	-	-	-	-	-	6
BRINSON, Joshua	1	-	-	-	-	-	-	-	6
SUNSERI, Tino	1	-	-	-	-	-	-	-	6
THOMAS, Todd	1	-	-	-	-	-	-	-	6
SADDLER, Cameron	1	-	-	-	-	-	-	-	6
YOKLIC, Matt	-	-	-	0-1	-	-	-	-	0
Total	41	20-27	40-40	0-1	-	-	-	-	346
Opponents	33	15-19	29-30	1-1	-	0-1	-	-	274

Total Offense	g	plays	rush	pass	total	avg/g
SUNSERI, Tino	13	461	-191	3288	3097	238.2
GRAHAM, Ray	12	222	1042	0	1042	86.8
SHELL, Rushel	12	141	641	0	641	53.4
BENNETT, Isaac	12	29	141	0	141	11.8
ANDERSON, Trey	1	2	0	53	53	53.0
CROCKETT, M.	12	12	50	0	50	4.2
STREET, Devin	13	3	30	0	30	2.3
SADDLER, Cameron	11	3	27	0	27	2.5
JONES, Ronald	11	3	14	0	14	1.3
TEAM	5	8	-24	0	-24	-4.8
Total	13	884	1730	3341	5071	390.1
Opponents	13	875	1773	2524	4297	330.5

Field Goals	fg	pct.	01-19	20-29	30-39	40-49	50-99	lg	blk
HARPER, Kevin	20-27	74.1	0-0	7-7	6-9	7-10	0-1	47	0

FG Sequence	PITT	Opponents
Youngstown State	(33)	(25)
Cincinnati	(37)	(39),(46)
Virginia Tech	35,33	(32)
Gardner-Webb	(41),43,(22)	40,(41)
Syracuse	42,(40),(27)	-
Louisville	50	(45)
Buffalo	(45),(22)	(27),(41)
Temple	(32),(38)	(45)
Notre Dame	(39),(21),(41),33,(44)	(37),(20),43,(37)
Connecticut	44,(42)	(29)
Rutgers	(39),(25)	-
USF	(25),(27)	(25)
Ole Miss	(47)	(31),44,48

Punting	no.	yds	avg	lg	tb	fc	i20	50+	blk
YOKLIC, Matt	61	2548	41.8	62	6	10	19	13	1
TEAM	1	14	14.0	14	0	0	0	0	0
Total	62	2562	41.3	62	6	10	19	13	1
Opponents	65	2468	38.0	59	6	17	15	3	1

Kickoffs	no.	yds	avg	tb	ob	retn	net	ydln
HARPER, Kevin	70	4098	58.5	12	2			
Total	70	4098	58.5	12	2	20.5	38.5	26
Opponents	57	3543	62.2	16	1	22.9	38.7	26

Numbers in (parentheses) indicate field goal was made.

University of Pittsburgh Panthers
PITT Overall Individual Statistics (as of Jan 07, 2013)
All games

<u>All Purpose</u>	<u>g</u>	<u>rush</u>	<u>rcv</u>	<u>pr</u>	<u>kr</u>	<u>ir</u>	<u>total</u>	<u>avg/g</u>
GRAHAM,Ray	12	1042	340	0	0	0	1382	115.2
STREET,Devin	13	30	975	0	0	0	1005	77.3
SHANAHAN,Mik	13	0	983	0	0	0	983	75.6
PITTS,Lafayette	13	0	0	0	729	34	763	58.7
SHELL, Rushel	12	641	103	0	0	0	744	62.0
SADDLER,Cam	11	27	229	126	118	0	500	45.5
BENNETT,Isaac	12	141	78	0	0	0	219	18.2
HOLTZ,J.P.	13	0	173	0	0	0	173	13.3
CARSWELL,Dre	10	0	163	0	0	0	163	16.3
JONES,Ronald	11	14	66	59	21	0	160	14.5
THOMAS,Todd	9	0	0	41	0	33	74	8.2
CROCKETT,M.	12	50	24	0	0	0	74	6.2
FELDER,Brendo	10	0	0	0	70	0	70	7.0
TINKER,Ed	5	0	68	0	0	0	68	13.6
BRINSON, Josh	10	0	66	0	0	0	66	6.6
HENDRICKS,Ja	13	0	0	0	0	64	64	4.9
GRAHAM,Hubie	8	0	61	0	0	0	61	7.6
HOLLEY,Jarred	13	0	0	0	0	23	23	1.8
GIUBILATO,Mar	11	0	12	0	0	0	12	1.1
WILLIAMS,Eric	13	0	0	0	0	4	4	0.3
VINOPAL,Ray	13	0	0	0	1	0	1	0.1
TEAM	5	-24	0	0	0	0	-24	-4.8
SUNSERI,Tino	13	-191	0	0	0	0	-191	-14.7
Total	13	1730	3341	226	939	158	6394	491.8
Opponents	13	1773	2524	275	1106	19	5697	438.2

University of Pittsburgh Panthers
PITT Overall Defensive Statistics (as of Jan 07, 2013)
All games

##	Defensive Leaders	gp	Tackles				tfl/yds	Sacks no-yds	Pass defense			Fumbles		blkd	
			ua	a	tot				int-yds	brup	qbh	rcv-yds	ff	kick	saf
25	HENDRICKS,Jason	13	59	31	90	3.5-10	.	6-64	4	1	
18	HOLLEY,Jarred	13	43	32	75	1.0-2	.	2-23	4	.	1-0	.	.	.	
97	DONALD,Aaron	12	42	22	64	18.5-78	5.5-36	.	2	11	.	1	.	.	
8	THOMAS,Todd	9	40	19	59	1.5-6	1.5-6	1-33	5	.	.	.	1	.	
49	WILLIAMS,Eric	13	29	23	52	4.5-16	1.0-9	1-4	2	5	2-0	.	.	.	
44	GORDON,Shane	10	29	19	48	6.0-25	1.5-13	.	6	1	
2	WILLIAMS,K'Waun	12	35	12	47	2.5-5	.	4-0	1	1	
50	EZELL,Tyrone	12	17	22	39	7.0-25	3.5-16	.	1	3	
41	TAGLIANETTI,A.	13	26	12	38	.	.	.	2	.	.	1	.	.	
45	HALE,Shayne	10	23	13	36	9.5-41	3.0-22	.	.	1	2-0	1	.	.	
23	PITTS,Lafayette	13	24	11	35	.	.	1-34	9	.	1-0	1	.	.	
53	TREBITZ,Joe	11	15	14	29	1	1-0	.	.	.	
93	MURPHY,Bryan	13	15	12	27	4.5-19	2.0-7	.	1	6	
3	GRIGSBY,N.	12	16	11	27	
40	MASON,Dan	5	13	14	27	3.5-11	1.5-6	.	1	1	
36	WILLIAMS,Manny	6	12	12	24	1.0-1	.	.	3	
90	CLEMMINGS,TJ	8	13	7	20	1.0-2	.	.	.	3	
24	CHRISTIAN,C.	12	9	7	16	.	.	.	1	
9	VINOPAL,Ray	13	8	6	14	1.5-4	1.5-4	.	.	1	
9A	COOK,Devin	13	11	3	14	8.0-30	1.0-8	.	.	3	.	2	.	.	
28	GONZALEZ,A.	9	8	2	10	1.0-9	1.0-9	
95	MOSLEY-SMITH,K.	13	5	3	8	2	
32	CROCKETT,M.	12	5	1	6	
91	RENDER,Darryl	11	2	4	6	1.5-5	.	.	1	
72	LIPPERT,Jack	2	3	2	5	1.0-3	
43	GIUBILATO,Mark	11	4	1	5	
30	BROWN,Desmond	8	2	2	4	
22	FELDER,Brendon	10	2	2	4	
34	BENNETT,Isaac	12	3	1	4	
46	LAZENGA,Adam	13	4	.	4	1	.	.	
59	RACKARD,Emanuel	9	2	1	3	
98	SMITH,LaQuentin	7	2	1	3	
87	SHANAHAN,Mike	13	3	.	3	
1A	PARDNER,Jahmahl	3	2	1	3	1.0-1	1.0-1	1	.	.	
20	IFILL,Brandon	5	1	2	3	
58	BARTHELEMY,K.	8	1	.	1	
35	BANKS,E.J.	5	1	.	1	
96	WILDMAN,Kris	1	1	.	1	
14	JONES,Ronald	11	1	.	1	
6	CARSWELL,Drew	10	.	1	1	
86	HOLTZ,J.P.	13	.	1	1	
15	STREET,Devin	13	1	.	1	
1	GRAHAM,Ray	12	.	1	1	
Total		13	532	328	860	78-293	24-137	15-158	43	40	7-0	8	1	.	
Opponents		13	558	324	882	81-393	38-292	3-19	29	44	7-136	9	1	.	

University of Pittsburgh Panthers
PITT Game Results (as of Jan 07, 2013)
All games

Date	Opponent		Score	Overall	Conference	Time	Attend
9/1/12	YOUNGSTOWN STATE	L	17-31	0-1	0-0	3:19	40837
* 9/6/12	at Cincinnati	L	10-34	0-2	0-1	3:17	33562
9/15/12	VIRGINIA TECH	W	35-17	1-2	0-1	3:19	48032
9/22/12	GARDNER-WEBB	W	55-10	2-2	0-1	3:00	36452
* 10/5/12	at Syracuse	L	13-14	2-3	0-2	3:03	40394
* 10/13/12	LOUISVILLE	L	35-45	2-4	0-3	3:15	42432
10/20/12	at Buffalo	W	20-6	3-4	0-3	3:04	17021
* 10/27/12	TEMPLE	W	47-17	4-4	1-3	3:17	42425
11/3/12	at Notre Dame	Lo	26-29	4-5	1-3	4:07	80795
* 11/9/12	at Connecticut	L	17-24	4-6	1-4	3:01	33503
* 11/24/12	RUTGERS	W	27-6	5-6	2-4	3:16	38786
* 12/1/12	at USF	W	27-3	6-6	3-4	2:45	35141
1/5/13	vs Ole Miss	L	17-38	6-7	3-4	3:23	59135

University of Pittsburgh Panthers
PITT Team Game-by-Game (as of Jan 07, 2013)
All games

TEAM STATISTICS

Date	Opponent	Rushing				Receiving				Passing				Kick Returns				Punt Returns				tot off
		no.	yds	td	lg	no.	yds	td	lg	cmp-att-int	yds	td	lg	no.	yds	td	lg	no.	yds	td	lg	
9/1/12	YOUNGSTOWN STATE	28	130	1	22	19	239	1	35	19-30-0	239	1	35	3	90	0	38	2	22	0	12	369
9/6/12	at Cincinnati	42	137	0	50	24	278	1	31	24-37-1	278	1	31	3	80	0	28	3	33	0	18	415
9/15/12	VIRGINIA TECH	55	254	2	29	19	283	3	40	19-28-1	283	3	40	2	31	0	23	1	3	0	3	537
9/22/12	GARDNER-WEBB	37	229	4	78	20	397	3	77	20-26-0	397	3	77	3	106	0	64	1	-1	0	0	626
10/5/12	at Syracuse	37	27	1	11	25	319	0	46	25-33-0	319	0	46	3	65	0	31	1	0	0	0	346
10/13/12	LOUISVILLE	34	93	2	19	28	287	2	35	28-37-0	287	2	35	8	203	0	33	3	46	1	4	380
10/20/12	at Buffalo	42	126	2	16	9	128	0	41	9-17-0	128	0	41	0	0	0	0	0	0	0	0	254
10/27/12	TEMPLE	36	207	3	35	20	321	3	58	20-28-0	321	3	58	4	70	0	31	1	10	0	10	528
11/3/12	at Notre Dame	33	144	1	55	19	164	1	43	19-29-0	164	1	43	5	128	0	34	2	38	0	31	308
11/9/12	at Connecticut	25	48	0	12	19	302	2	39	19-34-0	302	2	39	4	75	0	24	2	9	0	11	350
11/24/12	RUTGERS	37	138	1	25	21	227	2	28	21-39-0	227	2	28	1	11	0	11	3	25	0	18	365
12/1/12	at USF	47	116	2	19	19	211	1	25	19-25-0	211	1	25	1	21	0	21	1	39	0	39	327
1/5/13	vs Ole Miss	36	81	0	14	16	185	2	22	16-32-1	185	2	22	4	59	0	15	2	2	0	2	266
Opponents		489	1730	19	78	258	3341	21	77	258-395-3	3341	21	77	41	939	0	64	22	226	1	39	5071
		461	1773	14	77	237	2524	15	85	237-414-15	2524	15	85	54	1106	0	77	21	275	2	94	4297

Games played: 13
 Avg per rush: 3.5
 Avg per catch: 12.9
 Pass efficiency: 152.39
 Kick ret avg: 22.9
 Punt ret avg: 10.3
 All purpose avg/game: 491.8
 Total offense avg/gm: 390.1

Date	Opponent	Tackles				Sacks no-yds	Fumble		Pass Defense			Blkd kick	PAT Attempts				saf	pts	
		ua	a	total	tfl-yds		ff	fr-yds	int-yds	qbh	brup		kick	rush	rcv				
9/1/12	YOUNGSTOWN STATE	40	24	64	2.0-3	0.0-0	0	0-0	0-0	5	3	0	2-2	0	0	0	0	0	17
9/6/12	at Cincinnati	28	36	64	5.0-28	1.0-12	0	0-0	0-0	0	3	0	1-1	0	0	0	0	10	
9/15/12	VIRGINIA TECH	32	20	52	7.0-17	2.0-4	2	1-0	3-44	6	5	0	5-5	0	0	0	0	35	
9/22/12	GARDNER-WEBB	44	16	60	9.0-32	3.0-20	1	2-0	1-0	0	4	0	7-7	0	0	0	0	55	
10/5/12	at Syracuse	39	24	63	5.0-15	2.0-8	0	0-0	1-0	4	0	0	1-1	0	0	0	0	13	
10/13/1	LOUISVILLE	28	28	56	4.0-13	2.0-10	0	0-0	0-0	4	3	1	5-5	0	0	0	0	35	
10/20/1	at Buffalo	46	38	84	7.0-39	3.0-13	1	0-0	1-23	4	3	0	2-2	0	0	0	0	20	
10/27/1	TEMPLE	46	26	72	8.0-26	3.0-14	1	2-0	0-0	3	4	0	5-5	0	0	0	0	47	
11/3/12	at Notre Dame	59	38	97	6.0-17	1.0-3	0	1-0	2-4	9	5	0	2-2	0	0	0	0	26	
11/9/12	at Connecticut	46	30	76	6.0-26	2.0-17	1	0-0	1-0	0	2	0	2-2	0	0	0	0	17	
11/24/1	RUTGERS	39	16	55	5.0-19	1.0-5	0	0-0	1-34	5	5	0	3-3	0	0	0	0	27	
12/1/12	at USF	31	2	33	9.0-33	3.0-20	1	1-0	3-43	0	4	0	3-3	0	0	0	0	27	
1/5/13	vs Ole Miss	54	30	84	5.0-25	1.0-11	1	0-0	2-10	0	2	0	2-2	0	0	0	0	17	
Opponents		532	328	860	78.0-293	24.0-137	8	7-0	15-158	40	43	1	40-40	0	0	0	0	346	
		558	324	882	81.0-393	38.0-292	9	7-136	3-19	44	29	1	29-30	1	0	0	0	274	

Date	Opponent	Punting										Field Goals			Kickoffs				
		no.	yds	avg	long	blkd	tb	fc	50+	i20	md-att	long	blkd	no.	yds	avg	tb	ob	
9/1/12	YOUNGSTOWN STATE	2	86	43.0	52	0	0	1	1	2	1-1	33	0	4	243	60.8	1	0	
9/6/12	at Cincinnati	7	317	45.3	54	0	1	0	2	2	1-1	37	0	3	191	63.7	1	0	
9/15/12	VIRGINIA TECH	5	225	45.0	54	0	1	1	2	1	0-2	0	0	6	359	59.8	1	0	
9/22/12	GARDNER-WEBB	2	79	39.5	41	0	0	1	0	1	2-3	41	0	9	482	53.6	0	0	
10/5/12	at Syracuse	5	206	41.2	48	0	1	1	0	3	2-3	40	0	4	252	63.0	1	1	
10/13/1	LOUISVILLE	2	50	25.0	36	1	0	0	0	0	0-1	0	0	5	317	63.4	2	0	
10/20/1	at Buffalo	5	188	37.6	45	0	1	0	0	1	2-2	45	0	5	296	59.2	0	1	
10/27/1	TEMPLE	3	125	41.7	52	0	0	0	1	1	2-2	38	0	9	547	60.8	3	0	
11/3/12	at Notre Dame	6	244	40.7	56	0	0	2	1	3	4-5	44	0	5	292	58.4	0	0	
11/9/12	at Connecticut	6	260	43.3	57	0	1	0	1	0	1-2	42	0	4	238	59.5	2	0	
11/24/1	RUTGERS	8	265	33.1	40	0	0	3	0	2	2-2	39	0	6	332	55.3	0	0	
12/1/12	at USF	5	227	45.4	62	0	0	0	2	3	2-2	27	0	6	332	55.3	1	0	
1/5/13	vs Ole Miss	6	290	48.3	58	0	1	1	3	0	1-1	47	0	4	217	54.2	0	0	
Opponents		62	2562	41.3	62	1	6	10	13	19	20-27	47	0	70	4098	58.5	12	2	
		65	2468	38.0	59	1	6	17	3	15	15-19	46	0	57	3543	62.2	16	1	

University of Pittsburgh Panthers
PITT Opponent Game-by-Game (as of Jan 07, 2013)
All games

OPPONENT STATISTICS

Date	Opponent	Rushing				Receiving				Passing				Kick Returns				Punt Returns				tot off
		no.	yds	td	lg	no.	yds	td	lg	cmp-att-int	yds	td	lg	no.	yds	td	lg	no.	yds	td	lg	
9/1/12	YOUNGSTOWN STATE	46	204	1	36	14	177	3	27	14-24-0	177	3	27	3	56	0	20	0	0	0	0	381
9/6/12	at Cincinnati	31	259	2	77	14	205	2	42	14-28-0	205	2	42	2	46	0	24	4	55	0	29	464
9/15/12	VIRGINIA TECH	26	59	0	11	14	265	1	85	14-31-3	265	1	85	5	86	0	32	1	94	1	94	324
9/22/12	GARDNER-WEBB	29	32	0	14	14	95	0	20	14-22-1	95	0	20	9	149	0	69	1	1	0	1	127
10/5/12	at Syracuse	33	120	1	19	19	185	0	23	19-31-1	185	0	23	2	46	0	25	0	0	0	0	305
10/13/12	LOUISVILLE	31	156	5	59	17	304	1	75	17-27-0	304	1	75	3	49	0	21	1	6	0	6	460
10/20/12	at Buffalo	39	169	0	23	23	165	0	20	23-42-1	165	0	20	4	60	0	20	0	0	0	0	334
10/27/12	TEMPLE	40	129	1	19	18	195	1	44	18-28-0	195	1	44	5	149	0	77	3	0	0	6	324
11/3/12	at Notre Dame	51	231	1	27	29	291	2	45	29-53-2	291	2	45	5	90	0	30	1	0	0	0	522
11/9/12	at Connecticut	42	132	1	39	19	213	1	27	19-25-1	213	1	27	2	42	0	21	4	80	1	80	345
11/24/12	RUTGERS	24	50	0	13	19	157	1	23	19-38-1	157	1	23	6	113	0	35	2	4	0	3	207
12/1/12	at USF	20	8	0	11	13	109	0	20	13-28-3	109	0	20	4	121	0	48	0	0	0	0	117
1/5/13	vs Ole Miss	49	224	2	62	24	163	3	27	24-37-2	163	3	27	4	99	0	49	4	35	0	14	387
PITT		461	1773	14	77	237	2524	15	85	237-414-15	2524	15	85	54	1106	0	77	21	275	2	94	4297
PITT		489	1730	19	78	258	3341	21	77	258-395-3	3341	21	77	41	939	0	64	22	226	1	39	5071

Games played: 13
 Avg per rush: 3.8
 Avg per catch: 10.6
 Pass efficiency: 113.17
 Kick ret avg: 20.5
 Punt ret avg: 13.1
 All purpose avg/game: 438.2
 Total offense avg/gm: 330.5

Date	Opponent	Tackles				Sacks	Fumble		Pass Defense			Blkd kick	PAT Attempts				pts	
		ua	a	total	tfl-yds		no-yds	ff	fr-yds	int-yds	qbh		brup	kick	rush	rcv		saf
9/1/12	YOUNGSTOWN STATE	37	16	53	4.0-4	0.0-0	2	2-19	0-0	3	0	0	4-4	0	0	0	0	31
9/6/12	at Cincinnati	44	48	92	10.0-57	6.0-42	1	1-0	1-0	4	3	0	4-4	0	0	0	0	34
9/15/12	VIRGINIA TECH	54	32	86	3.0-8	1.0-5	1	0-0	1-0	5	0	0	2-2	0	0	0	0	17
9/22/12	GARDNER-WEBB	37	20	57	3.0-14	1.0-9	1	1-65	0-0	3	0	0	1-1	0	0	0	0	10
10/5/12	at Syracuse	53	10	63	10.0-59	5.0-51	1	1-52	0-0	3	0	0	2-2	0	0	0	0	14
10/13/1	LOUISVILLE	47	30	77	7.0-42	5.0-30	0	0-0	0-0	3	2	1	6-6	0	0	0	0	45
10/20/1	at Buffalo	33	22	55	3.0-13	1.0-8	0	0-0	0-0	5	2	0	0-0	0	0	0	0	6
10/27/1	TEMPLE	38	26	64	2.0-11	1.0-10	0	0-0	0-0	1	1	0	2-2	0	0	0	0	17
11/3/12	at Notre Dame	36	36	72	8.0-37	5.0-31	0	0-0	0-0	8	3	0	0-1	1	0	0	0	29
11/9/12	at Connecticut	34	26	60	5.0-24	3.0-20	0	0-0	0-0	2	5	0	3-3	0	0	0	0	24
11/24/1	RUTGERS	45	26	71	7.0-31	2.0-18	0	1-0	0-0	4	5	0	0-0	0	0	0	0	6
12/1/12	at USF	52	18	70	8.0-58	4.0-47	2	0-0	0-0	0	3	0	0-0	0	0	0	0	3
1/5/13	vs Ole Miss	48	14	62	11.0-35	4.0-21	1	1-0	1-19	3	5	0	5-5	0	0	0	0	38
PITT		558	324	882	81.0-393	38.0-292	9	7-136	3-19	44	29	1	29-30	1	0	0	0	274
PITT		532	328	860	78.0-293	24.0-137	8	7-0	15-158	40	43	1	40-40	0	0	0	0	346

Date	Opponent	Punting										Field Goals			Kickoffs				
		no.	yds	avg	long	blkd	tb	fc	50+	i20	md-att	long	blkd	no.	yds	avg	tb	ob	
9/1/12	YOUNGSTOWN STATE	2	84	42.0	47	0	0	0	0	0	1-1	25	0	6	376	62.7	3	0	
9/6/12	at Cincinnati	5	216	43.2	46	0	1	1	0	1	2-2	46	0	7	471	67.3	4	0	
9/15/12	VIRGINIA TECH	4	163	40.8	53	0	0	3	1	2	1-1	32	0	4	241	60.2	2	0	
9/22/12	GARDNER-WEBB	7	277	39.6	59	0	1	1	1	1	1-2	41	0	3	184	61.3	0	0	
10/5/12	at Syracuse	6	210	35.0	42	0	0	1	0	2	0-0	0	0	3	194	64.7	0	0	
10/13/1	LOUISVILLE	4	120	30.0	44	1	1	0	0	0	1-1	45	0	8	483	60.4	0	0	
10/20/1	at Buffalo	4	110	27.5	47	0	0	1	0	1	2-2	41	0	3	195	65.0	3	0	
10/27/1	TEMPLE	4	155	38.8	43	0	1	2	0	1	1-1	45	0	3	193	64.3	0	0	
11/3/12	at Notre Dame	5	207	41.4	47	0	0	2	0	1	3-4	37	0	5	299	59.8	0	0	
11/9/12	at Connecticut	5	207	41.4	51	0	0	1	1	2	1-1	29	0	5	303	60.6	1	0	
11/24/1	RUTGERS	11	397	36.1	45	0	2	2	0	2	0-0	0	0	2	99	49.5	0	1	
12/1/12	at USF	5	203	40.6	49	0	0	2	0	0	1-1	25	0	2	130	65.0	1	0	
1/5/13	vs Ole Miss	3	119	39.7	45	0	0	1	0	2	1-3	31	0	6	375	62.5	2	0	
PITT		65	2468	38.0	59	1	6	17	3	15	15-19	46	0	57	3543	62.2	16	1	
PITT		62	2562	41.3	62	1	6	10	13	19	20-27	47	0	70	4098	58.5	12	2	

University of Pittsburgh Panthers
PITT Game Superlatives (as of Jan 07, 2013)
All games

INDIVIDUAL GAME HIGHS

Rushes	26	GRAHAM, Ray at USF (12/1/12)
Yards Rushing	172	GRAHAM, Ray at Notre Dame (11/3/12)
TD Rushes	2	GRAHAM, Ray vs Virginia Tech (9/15/12)
	2	BENNETT, Isaac vs Gardner-Webb (9/22/12)
	2	GRAHAM, Ray vs Temple (10/27/12)
	2	GRAHAM, Ray at USF (12/1/12)
Long Rush	78	GRAHAM, Ray vs Gardner-Webb (9/22/12)
Pass attempts	39	SUNSERI, Tino vs Rutgers (11/24/12)
Pass completions	28	SUNSERI, Tino vs Louisville (10/13/12)
Yards Passing	344	SUNSERI, Tino vs Gardner-Webb (9/22/12)
TD Passes	3	SUNSERI, Tino vs Virginia Tech (9/15/12)
	3	SUNSERI, Tino vs Gardner-Webb (9/22/12)
	3	SUNSERI, Tino vs Temple (10/27/12)
Long Pass	77	SUNSERI, Tino vs Gardner-Webb (9/22/12)
Receptions	11	STREET, Devin vs Louisville (10/13/12)
Yards Receiving	144	SHANAHAN, Mike vs Gardner-Webb (9/22/12)
TD Receptions	2	SHANAHAN, Mike vs Gardner-Webb (9/22/12)
Long Reception	77	SHANAHAN, Mike vs Gardner-Webb (9/22/12)
Field Goals	4	HARPER, Kevin at Notre Dame (11/3/12)
Long Field Goal	47	HARPER, Kevin vs Ole Miss (1/5/13)
Punts	8	YOKLIC, Matt vs Rutgers (11/24/12)
Punting Avg	48.3	YOKLIC, Matt vs Ole Miss (1/5/13)
Long Punt	62	YOKLIC, Matt at USF (12/1/12)
Punts inside 20	3	YOKLIC, Matt at Syracuse (10/5/12)
	3	YOKLIC, Matt at Notre Dame (11/3/12)
	3	YOKLIC, Matt at USF (12/1/12)
Long Punt Return	39	JONES, Ronald at USF (12/1/12)
Long Kickoff Return	64	PITTS, Lafayette vs Gardner-Webb (9/22/12)
Tackles	17	HENDRICKS, Jason vs Ole Miss (1/5/13)
Sacks	1.5	EZELL, Tyrone vs Louisville (10/13/12)
	1.5	DONALD, Aaron vs Temple (10/27/12)
Tackles For Loss	4.0	DONALD, Aaron at USF (12/1/12)
Interceptions	2	HENDRICKS, Jason vs Virginia Tech (9/15/12)

University of Pittsburgh Panthers
PITT Game Superlatives (as of Jan 07, 2013)
All games

TEAM GAME HIGHS

Rushes	55	vs Virginia Tech (9/15/12)
Yards Rushing	254	vs Virginia Tech (9/15/12)
Yards Per Rush	6.2	vs Gardner-Webb (9/22/12)
TD Rushes	4	vs Gardner-Webb (9/22/12)
Pass attempts	39	vs Rutgers (11/24/12)
Pass completions	28	vs Louisville (10/13/12)
Yards Passing	397	vs Gardner-Webb (9/22/12)
Yards Per Pass	15.3	vs Gardner-Webb (9/22/12)
TD Passes	3	vs Virginia Tech (9/15/12)
	3	vs Gardner-Webb (9/22/12)
	3	vs Temple (10/27/12)
Total Plays	83	vs Virginia Tech (9/15/12)
Total Offense	626	vs Gardner-Webb (9/22/12)
Yards Per Play	9.9	vs Gardner-Webb (9/22/12)
Points	55	vs Gardner-Webb (9/22/12)
Sacks By	3	vs Gardner-Webb (9/22/12)
	3	at Buffalo (10/20/12)
	3	vs Temple (10/27/12)
	3	at USF (12/1/12)
First Downs	27	vs Virginia Tech (9/15/12)
Penalties	13	at USF (12/1/12)
Penalty Yards	110	vs Virginia Tech (9/15/12)
Turnovers	2	vs Youngstown State (9/1/12)
	2	at Cincinnati (9/6/12)
	2	vs Ole Miss (1/5/13)
Interceptions By	3	vs Virginia Tech (9/15/12)
	3	at USF (12/1/12)
Punts	8	vs Rutgers (11/24/12)
Punting Avg	48.3	vs Ole Miss (1/5/13)
Long Punt	62	at USF (12/1/12)
Punts inside 20	3	at Syracuse (10/5/12)
	3	at Notre Dame (11/3/12)
	3	at USF (12/1/12)
Long Punt Return	39	at USF (12/1/12)

University of Pittsburgh Panthers
PITT Game Superlatives (as of Jan 07, 2013)
All games

OPPONENT INDIVIDUAL GAME HIGHS

Rushes	29	McCOMBS, Lyle, at Connecticut (11/9/12)
Yards Rushing	120	McCOMBS, Lyle, at Connecticut (11/9/12)
TD Rushes	4	PERRY, Senorise, vs Louisville (10/13/12)
Long Rush	77	LEGAUX, Munchie, at Cincinnati (9/6/12)
Pass attempts	42	GOLSON, at Notre Dame (11/3/12)
Pass completions	23	ZORDICH, Alex, at Buffalo (10/20/12)
	23	GOLSON, at Notre Dame (11/3/12)
Yards Passing	304	BRIDGEWATER, T., vs Louisville (10/13/12)
TD Passes	3	Bo Wallace, vs Ole Miss (1/5/13)
Long Pass	85	Thomas, L, vs Virginia Tech (9/15/12)
Receptions	7	DUNMORE, John, at Buffalo (10/20/12)
	7	DANIELS, at Notre Dame (11/3/12)
Yards Receiving	153	PARKER, DeVante, vs Louisville (10/13/12)
TD Receptions	2	Shaw, Will, vs Youngstown State (9/1/12)
	2	ABERNATHY, RD, at Cincinnati (9/6/12)
Long Reception	85	Davis, M, vs Virginia Tech (9/15/12)
Field Goals	3	BRINDZA, at Notre Dame (11/3/12)
Long Field Goal	46	MILIANO, Tony, at Cincinnati (9/6/12)
Punts	11	Doerner,Justin, vs Rutgers (11/24/12)
Punting Avg	43.2	O'DONNELL, Pat, at Cincinnati (9/6/12)
Long Punt	59	LINDSEY, B, vs Gardner-Webb (9/22/12)
Punts inside 20	2	Hughes, AJ, vs Virginia Tech (9/15/12)
	2	FISHER, J., at Syracuse (10/5/12)
	2	WAGNER, Cole, at Connecticut (11/9/12)
	2	Doerner,Justin, vs Rutgers (11/24/12)
	2	Jim Broadway, vs Ole Miss (1/5/13)
Long Punt Return	94	Jarrett, K, vs Virginia Tech (9/15/12)
Long Kickoff Return	77	BROWN, Matt, vs Temple (10/27/12)
Tackles	12	BROWN, Keith, vs Louisville (10/13/12)
	12	MACK, Khalil, at Buffalo (10/20/12)
Sacks	4.0	SHARPE, Brandon, at Syracuse (10/5/12)
Tackles For Loss	6.0	SHARPE, Brandon, at Syracuse (10/5/12)
Interceptions	1	BLAIR, Greg, at Cincinnati (9/6/12)
	1	Exum, A, vs Virginia Tech (9/15/12)
	1	Senquez Golson, vs Ole Miss (1/5/13)

University of Pittsburgh Panthers
PITT Game Superlatives (as of Jan 07, 2013)
All games

OPPONENT TEAM GAME HIGHS

Rushes	51	at Notre Dame (11/3/12)
Yards Rushing	259	at Cincinnati (9/6/12)
Yards Per Rush	8.4	at Cincinnati (9/6/12)
TD Rushes	5	vs Louisville (10/13/12)
Pass attempts	53	at Notre Dame (11/3/12)
Pass completions	29	at Notre Dame (11/3/12)
Yards Passing	304	vs Louisville (10/13/12)
Yards Per Pass	11.3	vs Louisville (10/13/12)
TD Passes	3	vs Youngstown State (9/1/12)
	3	vs Ole Miss (1/5/13)
Total Plays	104	at Notre Dame (11/3/12)
Total Offense	522	at Notre Dame (11/3/12)
Yards Per Play	7.9	vs Louisville (10/13/12)
Points	45	vs Louisville (10/13/12)
Sacks By	6	at Cincinnati (9/6/12)
First Downs	34	at Notre Dame (11/3/12)
Penalties	9	vs Gardner-Webb (9/22/12)
Penalty Yards	66	vs Ole Miss (1/5/13)
Turnovers	4	vs Virginia Tech (9/15/12)
	4	at USF (12/1/12)
Interceptions By	1	at Cincinnati (9/6/12)
	1	vs Virginia Tech (9/15/12)
	1	vs Ole Miss (1/5/13)
Punts	11	vs Rutgers (11/24/12)
Punting Avg	43.2	at Cincinnati (9/6/12)
Long Punt	59	vs Gardner-Webb (9/22/12)
Punts inside 20	2	vs Virginia Tech (9/15/12)
	2	at Syracuse (10/5/12)
	2	at Connecticut (11/9/12)
	2	vs Rutgers (11/24/12)
	2	vs Ole Miss (1/5/13)
Long Punt Return	94	vs Virginia Tech (9/15/12)

University of Pittsburgh Panthers
PITT Red-Zone Results (as of Jan 07, 2013)
All games

PITT Inside Opponent Red-Zone

Date	Opponent	Score	Times In RZ	Times Scored	Total Pts	Rush TDs	Pass TDs	FGs Made	Failed to score inside RZ						
									FGA	Down	Int	Fumb	Half	Game	
9/1/12	YOUNGSTOWN STATE	L 17-31	3	2	10	1	1	0	1	0	0	0	1	0	0
9/6/12	at Cincinnati	L 10-34	4	2	10	1	0	1	1	0	0	1	0	1	0
9/15/12	VIRGINIA TECH	W 35-17	7	5	35	5	2	3	0	2	0	0	0	0	0
9/22/12	GARDNER-WEBB	W 55-10	6	5	31	4	3	1	1	0	0	0	0	1	0
10/5/12	at Syracuse	L 13-14	3	2	10	1	1	0	1	0	1	0	0	0	0
10/13/12	LOUISVILLE	L 35-45	4	4	28	4	2	2	0	0	0	0	0	0	0
10/20/12	at Buffalo	W 20-6	3	3	17	2	2	0	1	0	0	0	0	0	0
10/27/12	TEMPLE	W 47-17	7	7	40	5	3	2	2	0	0	0	0	0	0
11/3/12	at Notre Dame	L 26-29	5	4	20	2	1	1	2	1	0	0	0	0	0
11/9/12	at Connecticut	L 17-24	2	2	14	2	0	2	0	0	0	0	0	0	0
11/24/12	RUTGERS	W 27-6	5	4	24	3	1	2	1	0	0	0	1	0	0
12/1/12	at USF	W 27-3	6	5	27	3	2	1	2	0	0	0	0	1	0
1/5/13	vs Ole Miss	L 17-38	2	2	14	2	0	2	0	0	0	0	0	0	0
Totals			57	47	280	35	18	17	12	3	1	1	2	3	0

47 of 57 (82.5%)

Opponents Inside PITT Red-Zone

Date	Opponent	Score	Times In RZ	Times Scored	Total Pts	Rush TDs	Pass TDs	FGs Made	Failed to score inside RZ						
									FGA	Down	Int	Fumb	Half	Game	
9/1/12	YOUNGSTOWN STATE	L 17-31	3	3	17	2	1	1	1	0	0	0	0	0	0
9/6/12	at Cincinnati	L 10-34	5	5	27	3	1	2	2	0	0	0	0	0	0
9/15/12	VIRGINIA TECH	W 35-17	1	1	3	0	0	0	1	0	0	0	0	0	0
9/22/12	GARDNER-WEBB	W 55-10	0	0	0	0	0	0	0	0	0	0	0	0	0
10/5/12	at Syracuse	L 13-14	2	1	7	1	1	0	0	0	0	1	0	0	0
10/13/12	LOUISVILLE	L 35-45	4	4	28	4	4	0	0	0	0	0	0	0	0
10/20/12	at Buffalo	W 20-6	3	1	3	0	0	0	1	0	2	0	0	0	0
10/27/12	TEMPLE	W 47-17	3	2	14	2	1	1	0	0	1	0	0	0	0
11/3/12	at Notre Dame	L 26-29	8	6	29	3	1	2	3	0	0	1	1	0	0
11/9/12	at Connecticut	L 17-24	4	3	17	2	1	1	1	0	0	1	0	0	0
11/24/12	RUTGERS	W 27-6	1	1	6	1	0	1	0	0	0	0	0	0	0
12/1/12	at USF	W 27-3	2	1	3	0	0	0	1	0	0	1	0	0	0
1/5/13	vs Ole Miss	L 17-38	4	4	24	3	1	2	1	0	0	0	0	0	0
Totals			40	32	178	21	11	10	11	0	3	4	1	0	0

32 of 40 (80.0%)

University of Pittsburgh Panthers
PITT Games Played (as of Jan 07, 2013)
All games

##	PLAYER	GP-GS	YSU	CIN	VT	GWU	SYR	LOU	UB	TEMPLE	ND	UCONN	RU	USF	UM
10	ANDERSON,Trey	1/-	XXX
35	BANKS,E.J.	5/-	XXX	XXX	XXX	XXX	XXX
58	BARTHELEMY,K.	8/-	XXX	XXX	XXX	XXX	XXX	XXX	XXX	XXX
34	BENNETT,Isaac	12/-	XXX	XXX	XXX	XXX	XXX	XXX	XXX	XXX	XXX	XXX	XXX	XXX	...
7	BRINSON, Joshua	10/-	XXX	XXX	XXX	XXX	XXX	XXX	XXX	XXX	XXX	XXX
30	BROWN,Desmond	8/-	XXX	XXX	XXX	XXX	XXX	XXX	XXX	...	XXX
37	BUCK,Keegan	1/-	XXX
80	CAROZZONI,B.	1/-	XXX
6	CARSWELL,Drew	10/4	XXX	XXX	START	XXX	START	XXX	XXX	XXX	START	START	...
24	CHRISTIAN,C.	12/2	START	START	...	XXX	XXX	XXX	XXX	XXX	XXX	XXX	XXX	XXX	XXX
90	CLEMMINGS,TJ	8/6	...	START	START	START	START	START	START	...	XXX	...	XXX
9A	COOK,Devin	13/1	XXX	XXX	START	XXX	XXX	XXX	XXX	XXX	XXX	XXX	XXX	XXX	XXX
32	CROCKETT,M.	12/-	XXX	XXX	XXX	XXX	XXX	XXX	XXX	XXX	XXX	XXX	XXX	...	XXX
19	DAVIS,Corey	5/-	...	XXX	XXX	XXX	XXX	XXX
52	DEMHASAJ,Zenel	13/1	XXX	XXX	XXX	XXX	XXX	XXX	XXX	XXX	XXX	XXX	XXX	XXX	START
56	DOAKES,Arthur	12/4	XXX	XXX	XXX	XXX	XXX	XXX	XXX	XXX	START	START	START	START	...
97	DONALD,Aaron	12/12	START	START	START	...	START	START	START	START	START	START	START	START	START
50	EZELL,Tyrone	12/12	...	START	START	START	START	START	START	START	START	START	START	START	START
81	FELDER,Brendon	10/-	XXX	XXX	XXX	XXX	XXX	XXX	XXX	...	XXX	XXX	XXX
43	GIUBILATO,Mark	11/2	XXX	START	XXX	...	XXX	START	...	XXX	XXX	XXX	XXX	XXX	XXX
28	GONZALEZ,A.	9/1	XXX	...	XXX	XXX	XXX	XXX	XXX	XXX	XXX	START
44	GORDON,Shane	10/8	START	START	START	START	START	START	XXX	XXX	START	START	...
83	GRAHAM,Hubie	8/7	START	START	START	START	START	START	...	XXX	START
1	GRAHAM,Ray	12/12	START	START	START	START	START	START	START	START	START	START	START	START	...
3	GRIGSBY,N.	12/2	START	START	XXX	XXX	XXX	XXX	XXX	XXX	XXX	XXX	XXX	XXX	...
45	HALE,Shayne	10/6	XXX	XXX	XXX	XXX	START	START	START	START	START	START
39	HARPER,Kevin	13/-	XXX	XXX	XXX	XXX	XXX	XXX	XXX	XXX	XXX	XXX	XXX	XXX	XXX
25	HENDRICKS,Jason	13/12	XXX	START	START	START	START	START	START	START	START	START	START	START	START
18	HOLLEY,Jarred	13/12	XXX	START	START	START	START	START	START	START	START	START	START	START	START
86	HOLTZ,J.P.	13/10	XXX	XXX	START	START	XXX	START	START	START	START	START	START	START	START
20	IFILL,Brandon	5/-	XXX	XXX	XXX	XXX	XXX
54	JACOBSON,Chris	13/13	START	START	START	START	START	START	START	START	START	START	START	START	START
64	JOHNSON,Shane	10/-	XXX	XXX	XXX	XXX	XXX	XXX	XXX	XXX	XXX	XXX
14	JONES,Ronald	11/-	...	XXX	XXX	XXX	XXX	XXX	...	XXX	XXX	XXX	XXX	XXX	XXX
78	KING,Cory	13/13	START	START	START	START	START	START	START	START	START	START	START	START	START
46	LAZENGA,Adam	13/1	XXX	XXX	XXX	START	XXX	XXX	XXX	XXX	XXX	XXX	XXX	XXX	XXX
72	LIPPERT,Jack	2/1	START	XXX
40	MASON,Dan	5/2	XXX	XXX	XXX	START	START
95	MOSLEY-SMITH,K.	13/1	START	XXX	XXX	XXX	XXX	XXX	XXX	XXX	XXX	XXX	XXX	XXX	XXX
93	MURPHY,Bryan	13/12	START	START	XXX	START	START	START	START	START	START	START	START	START	START
67	MURPHY,David	5/-	XXX	XXX	XXX	XXX	XXX
1A	PARDNER,Jahmahl	3/-	XXX	XXX	XXX
23	PITTS,Lafayette	13/13	START	START	START	START	START	START	START	START	START	START	START	START	START
59	RACKARD,Emanuel	9/-	XXX	XXX	XXX	XXX	XXX	XXX	XXX	XXX	XXX
91	RENDER,Darryl	11/1	XXX	XXX	XXX	START	XXX	...	XXX	XXX	...	XXX	XXX	XXX	XXX
74	ROTHERAM,Matt	13/13	START	START	START	START	START	START	START	START	START	START	START	START	START
57	ROWELL,Artie	2/-	XXX	...	XXX

University of Pittsburgh Panthers
PITT Passing Game-by-Game (as of Jan 07, 2013)
All games

#12 SUNSERI,Tino	Comp	Att	Int	Pct	Yards	TD	Long	Sacked	Effic
Youngstown State	19	30	0	63.3	239	1	35	0-0	141.25
Cincinnati	24	37	1	64.9	278	1	31	6-42	131.49
Virginia Tech	19	28	1	67.9	283	3	40	1-5	180.97
Gardner-Webb	18	24	0	75.0	344	3	77	1-9	236.65
Syracuse	25	33	0	75.8	319	0	46	5-51	156.96
Louisville	28	37	0	75.7	287	2	35	5-30	158.67
Buffalo	9	17	0	52.9	128	0	41	1-8	116.19
Temple	20	28	0	71.4	321	3	58	1-10	203.09
Notre Dame	19	29	0	65.5	164	1	43	5-31	124.40
Connecticut	19	34	0	55.9	302	2	39	3-20	149.91
Rutgers	21	39	0	53.8	227	2	28	2-18	119.66
USF	19	25	0	76.0	211	1	25	4-47	160.10
Ole Miss	16	32	1	50.0	185	2	22	4-21	112.94
TOTALS	256	393	3	65.1	3288	21	77	38-292	151.52

#10 ANDERSON,Trey	Comp	Att	Int	Pct	Yards	TD	Long	Sacked	Effic
Gardner-Webb	2	2	0	100.0	53	0	32	0-0	322.60
TOTALS	2	2	0	100.0	53	0	32	0-0	322.60

University of Pittsburgh Panthers
PITT Rushing/Receiving Game-by-Game (as of Jan 07, 2013)
All games

RUSHING	No-Yds/TD	YSU	CIN	VT	GWU	SYR	LOU	UB	TEMPLE	ND	UCONN	RU	USF	UM
GRAHAM,Ray	222-1042/11	14-71/0	19-103/0	24-94/2	8-94/1	24-57/1	6-20/0	20-74/1	19-109/2	24-172/1	15-41/0	23-113/1	26-94/2	DNP
SHELL, Rushel	141-641/4	DNP	8-31/0	23-157/0	13-41/1	1-2/0	18-96/1	12-35/1	12-79/1	1-2/0	6-23/0	11-43/0	11-53/0	25-79/0
BENNETT,Isaac	29-141/3	10-42/1	5-24/0	2-8/0	6-52/2	3-1/0	-	-	1--1/0	-	-	-	2-15/0	DNP
CROCKETT,M.	12-50/0	-	-	-	7-32/0	-	-	-	-	-	-	-	DNP	5-18/0
STREET,Devin	3-30/0	-	-	-	1-14/0	-	-	2-16/0	-	-	-	-	-	-
SADDLER,Cameron	3-27/0	-	2-10/0	-	-	-	-	-	1-17/0	-	-	-	DNP	DNP
JONES,Ronald	3-14/0	DNP	-	1-5/0	-	-	1--2/0	DNP	1-11/0	-	-	-	-	-
TEAM	8--24/0	DNP	DNP	2--6/0	DNP	DNP	1--11/0	2--2/0	DNP	DNP	DNP	-	3--5/0	DNP
SUNSERI,Tino	68--191/1	4-17/0	8--31/0	3--4/0	2--4/0	9--33/0	8--10/1	6-3/0	2--8/0	8--30/0	4--16/0	3--18/0	5--41/0	6--16/0

RECEIVING	No-Yds/TD	YSU	CIN	VT	GWU	SYR	LOU	UB	TEMPLE	ND	UCONN	RU	USF	UM
SHANAHAN, Mike	62-983/6	6-54/0	5-59/0	5-111/1	5-144/2	4-83/0	4-74/0	2-39/0	6-67/0	4-38/0	3-79/1	5-62/1	9-116/0	4-57/1
STREET, Devin	73-975/5	4-51/0	5-54/0	4-73/1	5-95/1	10-130/0	11-111/1	5-41/0	6-140/1	3-35/0	6-76/0	1-14/0	6-72/0	7-83/1
GRAHAM,Ray	36-340/2	-	4-51/0	2-17/1	3-23/0	4-31/0	5-51/0	-	4-71/1	6-25/0	3-21/0	5-50/0	-	DNP
SADDLER,Cameron	16-229/1	2-36/0	1-11/0	-	5-82/0	2-35/0	2-14/1	-	1-8/0	1-0/0	2-43/0	-	DNP	DNP
HOLTZ,J.P.	13-173/3	1-20/0	-	-	-	1-15/0	-	-	1-18/1	3-54/1	-	3-45/0	3-18/1	1-3/0
CARSWELL,Drew	13-163/2	-	2-29/1	2-27/0	-	1-2/0	DNP	DNP	-	-	5-83/1	3-22/0	-	DNP
SHELL, Rushel	9-103/0	DNP	-	2-15/0	-	-	5-34/0	1-41/0	-	-	-	1-13/0	-	-
BENNETT,Isaac	8-78/0	-	4-42/0	2-14/0	-	1-9/0	-	-	1-13/0	-	-	-	-	DNP
TINKER,Ed	5-68/1	-	DNP	DNP	1-32/0	DNP	DNP	DNP	DNP	DNP	DNP	2-17/1	1-5/0	1-14/0
BRINSON, Joshua	4-66/1	1-35/1	2-24/0	-	-	-	-	1-7/0	-	-	-	DNP	DNP	DNP
JONES,Ronald	7-66/0	DNP	-	2-26/0	1-21/0	1-8/0	1-3/0	DNP	1-4/0	-	-	-	-	1-4/0
GRAHAM,Hubie	7-61/0	4-38/0	1-8/0	DNP	DNP	1-6/0	DNP	DNP	-	1-9/0	-	DNP	-	-
CROCKETT,M.	2-24/0	-	-	-	-	-	-	-	-	-	-	-	DNP	2-24/0
GIUBILATO,Mark	3-12/0	1-5/0	-	-	DNP	-	-	DNP	-	1-3/0	-	1-4/0	-	-

University of Pittsburgh Panthers
PITT Return Stats Game-by-Game (as of Jan 07, 2013)
All games

PUNT RETURNS	No-Yds	YSU	CIN	VT	GWU	SYR	LOU	UB	TEMPLE	ND	UCONN	RU	USF	UM
SADDLER,Cameron	17-126	2-22	3-33	1-3	1--1	1-0	2-5	-	1-10	2-38	2-9	2-7	DNP	DNP
JONES,Ronald	4-59	DNP	-	-	-	-	-	DNP	-	-	-	1-18	1-39	2-2
THOMAS,Todd	1-41	DNP	DNP	DNP	DNP	-	1-41	-	-	-	-	-	-	-

KICK RETURNS	No-Yds	YSU	CIN	VT	GWU	SYR	LOU	UB	TEMPLE	ND	UCONN	RU	USF	UM
PITTS,Lafayette	30-729	3-90	1-28	-	2-83	3-65	5-137	-	3-69	5-128	3-59	1-11	-	4-59
SADDLER,Cameron	6-118	-	1-28	1-8	-	-	3-66	-	-	-	1-16	-	DNP	DNP
FELDER,Brendon	3-70	-	1-24	1-23	1-23	-	-	-	DNP	-	-	DNP	DNP	-
JONES,Ronald	1-21	DNP	-	-	-	-	-	DNP	-	-	-	-	1-21	-
VINOPAL,Ray	1-1	-	-	-	-	-	-	-	1-1	-	-	-	-	-

INT. RETURNS	No-Yds	YSU	CIN	VT	GWU	SYR	LOU	UB	TEMPLE	ND	UCONN	RU	USF	UM
HENDRICKS,Jason	6-64	-	-	2-21	1-0	-	-	1-23	-	-	-	-	1-10	1-10
WILLIAMS,K'Waun	4-0	-	DNP	-	-	1-0	-	-	-	1-0	-	-	1-0	1-0
HOLLEY,Jarred	2-23	-	-	1-23	-	-	-	-	-	-	1-0	-	-	-
PITTS,Lafayette	1-34	-	-	-	-	-	-	-	-	-	-	1-34	-	-
THOMAS,Todd	1-33	DNP	DNP	DNP	DNP	-	-	-	-	-	-	-	1-33	-
WILLIAMS,Eric	1-4	-	-	-	-	-	-	-	-	1-4	-	-	-	-

FUMBLE RETURNS	No-Yds	YSU	CIN	VT	GWU	SYR	LOU	UB	TEMPLE	ND	UCONN	RU	USF	UM
-----------------------	---------------	------------	------------	-----------	------------	------------	------------	-----------	---------------	-----------	--------------	-----------	------------	-----------

University of Pittsburgh Panthers
PITT Sacks Game-by-Game (as of Jan 07, 2013)
All games

SACKS	UA-A	Total	YSU	CIN	VT	GWU	SYR	LOU	UB	TEMPLE	ND	UCONN	RU	USF	UM
DONALD,Aaron	5-1	5.5	-	-	-	DNP	1.0-4	-	1.0-10	1.5-8	-	-	1.0-5	1.0-9	-
EZELL,Tyrone	2-3	3.5	DNP	-	-	-	1.0-4	1.5-7	-	-	0.5-1	0.5-4	-	-	-
HALE,Shayne	3-0	3.0	DNP	DNP	DNP	1.0-3	-	-	-	-	-	-	-	1.0-8	1.0-11
MURPHY,Bryan	1-2	2.0	-	-	0.5-2	-	-	-	-	-	0.5-2	-	-	1.0-3	-
VINOPAL,Ray	1-1	1.5	-	-	-	-	-	0.5-3	1.0-1	-	-	-	-	-	-
THOMAS,Todd	1-1	1.5	DNP	DNP	DNP	DNP	-	-	-	1.0-2	-	0.5-4	-	-	-
MASON,Dan	1-1	1.5	DNP	DNP	DNP	-	-	-	1.0-2	0.5-4	DNP	DNP	DNP	DNP	DNP
GORDON,Shane	1-1	1.5	-	1.0-12	0.5-1	-	-	-	DNP	DNP	-	-	-	-	DNP
WILLIAMS,Eric	1-0	1.0	-	-	-	1.0-9	-	-	-	-	-	-	-	-	-
COOK,Devin	1-0	1.0	-	-	-	1.0-8	-	-	-	-	-	-	-	-	-
PARDNER,Jahmahl	1-0	1.0	-	-	1.0-1	DNP	DNP	DNP	DNP	DNP	DNP	DNP	DNP	DNP	DNP
GONZALEZ,A.	1-0	1.0	DNP	DNP	DNP	-	DNP	-	-	-	-	1.0-9	-	-	-