

HISTORY OF OLE MISS FOOTBALL

The University of Mississippi boasts a long and colorful football history, which includes the formation of the first football team in the state, as well as one of the most successful programs in the history of collegiate football.

In its 118-year history, the Ole Miss football program has claimed three national championships (1959, 1960 and 1962), six Southeastern Conference titles (1947, 1954, 1955, 1960, 1962, and 1963), and one SEC Western Division title (2003). In addition, Ole Miss has produced 54 first-team All-America selections and 166 All-SEC First Team selections, appeared in 33 bowl games with 21 wins, and sent more than 270 players into the professional ranks.

Rebel Football Beginnings

The beginnings of the program can be traced all the way back to 1890 when Dr. A.L. Bondurant, who would later serve as Dean of the Graduate School, urged Ole Miss students to help in the formation of an Athletic Association in the interests of football, baseball and tennis. Such a group became a reality a short while later, and in 1893, a football team was organized, with Bondurant serving as the manager-coach.

That first squad set a precedent that was to become an Ole Miss tradition, winning four of five games during that maiden season, including a 56-0 victory over Southwest Baptist University of Jackson, Tenn., in the inaugural game on Nov. 11, 1893.

Early financial matters were the responsibility of the manager. Support came largely from the Athletic Association, which was made up of a combination of students and faculty members willing to back the athletes by payment of a small fee.

Although it has never been documented, it is thought that C.D. Clark of Tufts was the first paid football coach at Ole Miss. His name appears as manager of the team, as shown in the Ole Miss Magazine, dated November 1894.

The Pre-WWII Years

Prior to 1925, a total of 22 coaches took their turn as head coach at Ole Miss with only seven heading up the program for more than one season. Those early years were characterized by periods of both prosperity and difficulty: 1883-95, 12-3; 1896-1908, 24-36-1; 1909-14, 33-17-4; and 1915-24, 30-48.

Since the formation of the Athletics Committee in 1925, the Rebels have had just 14 head coaches, with three of those also handling the dual responsibility of athletic director. The establishment of the committee on a faculty-alumni basis (a student representative has since been added) seemed to re-establish alumni support for the football program and a bright future lay ahead.

Homer Hazel of Rutgers served as the head coach from 1925-29, winning 21 games, losing 22 and tying three before being succeeded by Ed Walker, a Stanford graduate, in 1930. While Walker's record was a modest 38-38-8 over his eight-year stay, he firmly established the direction of the football program. He took Ole Miss to its first bowl game in 1935, with the Rebels falling to Catholic University, 20-19 in the Orange Bowl. He also coached



First Ole Miss All-American Bruiser Kinard (Left)

the Rebels' first All-America first-teamer, Bruiser Kinard, in 1936. Kinard, who also earned All-America first-team honors in 1937, would be the first of 44 Rebels to earn the prestigious national accolade.

Under Walker's tenure, Ole Miss took another step to help cement a solid future for Rebel football and other athletic teams when it became a charter member of the SEC in 1933. The Rebels have competed in the league ever since. Prior to joining the SEC, Ole Miss had competed in the Southern Conference from 1922-32.

Harry Mehre, from Notre Dame, became the head coach in 1938 and put together a pre-war record of 39-26-1, which included several notable victories. Mehre led Ole Miss to its first ever victory over Vanderbilt in 1939, its first win in 11 years over LSU in 1938, and its first win over Tulane in 25 seasons in 1941.

The post-war period would prove to be the Rebels' most glorious era as C.M. "Tad" Smith, a member of the Ole Miss athletic family since 1929, succeeded Mehre as director of athletics. Smith would serve as athletic director for 25 years before retiring on Feb. 1, 1971.

Harold (Red) Drew of Bates was brought in as head coach in 1946 and Ole Miss football stood on the verge of becoming one of the most powerful and respected programs in the country. A long-time assistant coach at Alabama, Drew remained at Ole Miss just one season before returning to Tuscaloosa as head coach, but his brief stay would prove to change the course of Rebel football.

Vaught Places Ole Miss On National Football Map

John Vaught, a line coach under Drew and a former All-American at TCU, remained in Oxford as head coach in 1947 and led the Ole Miss program to national prominence over the next 24 years.

In his first season at the helm in 1947, the Rebels posted a 9-2 record and won the first of six SEC crowns (1947, 1954, 1955, 1960, 1962, 1963). That 1947 season also saw Ole Miss great Charlie Conerly become the first Rebel player to be a contender for the Heisman

Trophy, placing fourth in the voting for the prestigious honor. Vaught's first year proved to be a sign of good things to come for Ole Miss. During his 24-year tenure, the Rebels would have only one losing campaign.

Vaught's squads, however, didn't stop at just winning league titles. The Rebels also claimed three na-

SIX SEC TITLES

1947.....	9-2
1954.....	9-2
1955.....	10-1
1960.....	10-0-1
1962.....	10-0
1963.....	7-1-2



TRADITION OF EXCELLENCE

- ✓ 3 National Titles
- ✓ 6 SEC Championships
- ✓ 1 SEC Western Division Championship
- ✓ 54 First-Team All-America Selections
- ✓ 278 Professional Draft Selections
- ✓ Ranks 19th Nationally with 33 Bowl Appearances
- ✓ Ranks 12th Nationally with 21 Bowl Victories
- ✓ 166 First-Team All-SEC Selections

tional championships in 1959, 1960 and 1962. Ole Miss won the 1959 Dunkel System national crown, the 1960 Football Writers Association of America, Dunkel System, Williamson System national championships, and the 1962 Litkenhous Ratings national title. Vaught's 1959 squad, which was honored as the "SEC Team of the Decade," was ranked the third best collegiate football team from 1956 to 1995, according to the Jeff Sagarin Ratings released in January of 1996.

The Rebels were also among the winningest programs in the country under Vaught during the 1950s

and 1960s. From 1950-59, Ole Miss posted an 80-21-5 record (.778 winning percentage). The 80 wins and 77.8 winning percentage were second to only Oklahoma during that decade. In the 1960s, Vaught guided the Rebels to a 72-20-6 record and a 76.5 winning percentage, which was the fourth best during that decade.

Under Vaught's guidance, Ole Miss made Hemingway Stadium (later named Vaught-Hemingway Stadium) one of the toughest places in the nation for opposing teams to play. In his 24 seasons at the helm, Vaught's teams compiled an impressive 57-6-2 record in Oxford for an

astounding 89.2 winning percentage. From 1952-1964, the Rebels put together an incredible 34-game homefield unbeaten streak (33-0-1), including 21-straight victories from 1952-59.

In the 1950s and 1960s under Vaught, Ole Miss was a fixture in the national polls. The Rebels were ranked atop the Associated Press poll for three weeks during the 1960 season and one week during the 1961 campaign. In 1964, Ole Miss was ranked preseason No. 1 in the Associated Press poll.

Vaught also made going to postseason play the norm rather than the exception for the Rebel football program. Ole Miss played in 15 consecutive bowl games from 1957-71 which, at that time, was a national record. In all, Vaught led Ole Miss to 18 bowl game appearances, posting a 10-8 record in those contests. For his efforts, Vaught was named SEC Coach of the Year six times (1947, 1948, 1954, 1955, 1960, 1962).

During his time at the helm, Vaught coached some of the best players ever to wear the Red & Blue. In 24 seasons, Vaught produced 26 All-America first-teamers. He also coached four players who finished in the top five in the Heisman Trophy voting. Along with Conerly in 1947, Charlie Flowers (5th in 1959), Jake Gibbs (3rd in 1960) and Archie Manning (4th in 1969, 3rd in 1970) were in the running for college football's top honor.

Failing health forced Vaught to resign his position in 1970 and the reins of the Ole Miss football program were turned over to Billy Kinard.

REBEL NATIONAL CHAMPIONSHIP TEAMS



The 1959 Ole Miss Rebels

National Champions: Berryman, Dunkel and Sagarin



The 1960 Ole Miss Rebels

National Champions: Football Writers, Billingsley, DeVold, Dunkel, Football Research, National Championship Foundation and Williamson



The 1962 Ole Miss Rebels

National Champions: Billingsley, Litkenhous and Sagarin

The Post-Vaught Years

Kinard became the first Ole Miss alumnus to head up the football program, while Frank "Bruiser" Kinard, an offensive line coach under Vaught since 1948, was named to replace Smith as athletic director that same year.

The Rebels went 16-9 under Billy Kinard, including a 10-2 record and a 41-18 Peach Bowl victory over Georgia Tech in his first year in 1971. Kinard's 10 victories are tied for fourth most by a first-year head coach in NCAA Division I history.

Kinard coached the Rebels through the 1972 campaign and the third contest of the 1973 season before startling developments following the Sept. 22, 1973, game with Memphis State saw both Kinards replaced by Vaught. Vaught returned to the field to guide the Rebels through the remainder of the 1973 season while also taking on the responsibility of athletic director.

Following the 1973 football campaign, Vaught resigned once again as head coach, but remained on as athletic director. His final record with the Rebels was an amazing 190-61-12. The 190 victories still rank Vaught among the top 25 winningest coaches in NCAA Division I history, and he is the fourth-winningest coach in SEC history behind Bear Bryant's (Alabama) 323 wins, Lou Holtz's (South Carolina) 238 wins and Vince Dooley's (Georgia) 201 victories. In 1979, Vaught was inducted in the National College Football Hall of Fame.

Ken Cooper, an assistant under Kinard since 1971, was named head coach on Jan. 17, 1974, and took Ole Miss through the 1977 season. Cooper compiled a 21-23 record during his four years at the helm, and his tenure is probably best remembered for one hot and humid day in September 1977. In one of the most memorable games

OLE MISS AND THE HEISMAN TROPHY VOTE

1947

1. John Lujack, Notre Dame
2. Bob Chappuis, Michigan
3. Doak Walker, Southern Methodist
4. **CHARLIE CONERLY, OLE MISS**
5. Harry Gilmer, Alabama

1959

1. Billy Cannon, LSU
2. Richie Lucas, Penn State
3. Don Meredith, Southern Methodist
4. Bill Burrell, Illinois
5. **CHARLIE FLOWERS, OLE MISS**

1960

1. Joe Bellino, Navy
2. Tom Brown, Minnesota
3. **JAKE GIBBS, OLE MISS**
4. Ed Dyas, Auburn
5. Bill Kilmer, UCLA

1969

1. Steve Owens, Oklahoma
2. Mike Phipps, Purdue
3. Rex Kern, Ohio State
4. **ARCHIE MANNING, OLE MISS**
5. Mike Reid, Penn State

1970

1. Jim Plunkett, Stanford
2. Joe Theismann, Notre Dame
3. **ARCHIE MANNING, OLE MISS**
4. Steve Worster, Texas
5. Rex Kern, Ohio State

2003

1. Jason White, Oklahoma
2. Larry Fitzgerald, Pittsburgh
3. **ELI MANNING, OLE MISS**
4. Chris Perry, Michigan
5. Darren Sproles, Kansas State



Charlie Conerly




Charlie Flowers



Jake Gibbs



Archie Manning



Eli Manning



(Photo courtesy of the Downtown Athletic Club of New York City, Inc.)

in Rebel football history, Ole Miss upset Notre Dame, 20-13 in Mississippi Memorial Stadium on Sept. 17, 1977, in Jackson. That loss was the Irish's lone setback of the 1977 campaign, as Notre Dame finished the season with an 11-1 record and claimed the national title.

Following the 1977 season, Steve Sloan was hired as the new Rebel boss and began his five-year stint in 1978. Sloan posted a 20-34 record from 1978-82.

Brewer Returns

After stepping outside the Ole Miss family football tree the previous nine seasons, Ole Miss looked for a familiar face to lead the football program, and the Rebels found that person when Billy Brewer returned to Oxford to take over as head coach in December of 1982.

In his first season in 1983, Brewer put the Ole Miss program on the road back to national prominence. Brewer guided the Rebels to their first winning regular season since 1977 with a 7-4 mark. The Rebels received their first bowl game invitation since 1971 and met Air Force in the Independence Bowl. Ole Miss dropped a 9-3 decision to the Falcons and finished with a 7-5 record.

Brewer followed his first season with 10 more at the helm of the Rebel program. During his tenure, he led the Rebels to five more winning seasons and four additional bowls, including Ole Miss' 1990 New Year's Day Gator Bowl appearance. The Jan. 1 bowl game was the program's first since 1969. Brewer was named SEC Coach of the Year in 1986 (8-3-1 record) and 1990 (9-3 record), and the 1986 season saw the Rebels return to the national rankings for the first time in over a decade. In his 11 seasons, Brewer also led Ole Miss to eight Egg Bowl victories over rival, Mississippi State.

Brewer coached 11 years (1983-93) and compiled a 67-56-3 record, making him the second winningest Ole Miss football coach behind Vaught. Brewer was dismissed just prior to the 1994 season, and Joe Lee Dunn took over as interim coach, directing the Rebels to a 4-7 record under difficult circumstances.

Rebels On The Rise

In the mid-1990s Ole Miss football was somewhat down, but not out, and it needed a boost of energy to revitalize the program. On Dec. 2, 1994, Tommy Tuberville was selected as the coach in charge of getting the Rebels on the right track.

After serving as an assistant coach on the collegiate level for nine seasons (eight at Miami and one at Texas A&M), Tuberville began creating excitement in his first season in 1995, finishing the campaign with a 6-5 record and a Egg Bowl victory over Mississippi State.

That excitement grew to a fever pitch in 1997, when Ole Miss recorded its best season since 1992 with an 8-4 record, a thrilling 15-14 Egg Bowl victory over Mississippi State and a Motor City Bowl win over Marshall. The bowl appearance was the program's first since 1992, and the Rebels earned a final national ranking of No. 22 in both polls.

The revitalized Ole Miss program continued its winning ways in 1998, despite a coaching change following the regular season. David Cutcliffe took over as head coach on Dec. 2, 1998. Cutcliffe, who came to Ole Miss from his offensive coordinator post at Tennessee, took over the reins just 29 days before the Rebels' Sanford Independence Bowl date versus Texas Tech. Despite the short preparation time for the game, Cutcliffe led the Rebels to a 35-18 victory over the Red Raiders, quite arguably the biggest upset of the 1998 bowl season.

Offensive Fireworks Over Oxford

Cutcliffe, who is recognized as one of the top offensive minds in collegiate football, brought a high-powered offensive style that had Rebel fans waiting with anticipation for each season to start.

In his six seasons, the Rebels averaged more than 350 points per year, including shattering the record for points scored in a season during the 2003 campaign with 442. The previous mark was 391 points by the 2001 squad. During Cutcliffe's tenure, the Rebels set numerous game, season and career records.

Cutcliffe's football philosophy also translated into wins for the Rebel program. Under Cutcliffe, Ole Miss posted 44 overall victories, including four wins in the postseason.

In the time from 1997-2003, the Rebels played in six bowl games, which tied them with Arkansas for the most bowl appearances among SEC Western Division schools during that span. The only SEC teams that made bowl appearances all seven years were Florida, Georgia and Tennessee, all Eastern Division squads.

In 2003, Cutcliffe guided the Rebels, who many picked to finish fifth in the SEC's Western Division, to a 10-3 overall mark and a share of the SEC West title with eventual BCS National Champion LSU. The title was the Rebels' first league football title of any sort since winning the conference crown in 1963. Following their 31-28 victory over Oklahoma State in the SBC Cotton Bowl Classic, the Rebels ended the 2003 campaign with a No. 13 national ranking. It was Ole Miss' first New Year's bowl since the 1991 Gator Bowl against Michigan.

Cutcliffe preceded his 2003 campaign with four winning seasons in 1999 (8-4), 2000 (7-5), 2001 (7-4) and 2002 (7-6), becoming the first Rebel mentor since

33 BOWL APPEARANCES

Bluebonnet Bowl	1964, 1966
Cotton Bowl	1956, 1962, 2003, 2009, 2010
Delta Bowl.....	1948
Gator Bowl	1958, 1971, 1991
Independence Bowl	1983, 1986, 1998, 1999, 2002
Liberty Bowl	1965, 1968, 1989, 1992
Motor City Bowl.....	1997
Music City Bowl.....	2000
Orange Bowl.....	1936
Peach Bowl.....	1971
Sugar Bowl	1953, 1955, 1958, 1960, 1961, 1963, 1964, 1970
Sun Bowl.....	1967

Harry Mehre (1938-41) to post winning marks in his first five years. Cutcliffe also directed Ole Miss to four bowl appearances in his first five seasons, and is the only head coach in Ole Miss history to do so.

Coach “O” Puts Rebels on Recruiting Map

On December 16, 2004, Ole Miss turned to one of college football’s premier recruiters and defensive line coaches in Ed Orgeron. Orgeron took control of the Rebel program after serving the previous seven seasons as defensive line coach at the University of Southern California, where he played a key role in Pete Carroll’s Trojans winning back-to-back national championships in 2003 and 2004. Orgeron also served as USC’s recruiting coordinator from 2001-2004 and was named the 2004 National Recruiter of the Year by *The Sporting News* and *Rivals.com*.

Orgeron’s talent as a recruiter created a buzz among Rebel fans and drew national attention when Ole Miss’ 2006 signing class finished as high as ninth in the rankings. All three of his recruiting classes were listed among the best in college football.

The Houston Nutt Era Begins

The Ole Miss football program sought a proven winner in a head coach and found that man and more in Houston Nutt, who was introduced as the Rebels’ 36th head coach on Nov. 28, 2007.

After guiding Arkansas to three SEC Western Division titles and eight bowl berths in his decade in Fayetteville, Nutt immediately reversed the Rebels’ fortunes and guided Ole Miss to success that had not been experienced in Oxford in a half century.

Nutt’s first two years at the helm produced consecutive nine-win seasons for the first time since 1961-62 and back-to-back January bowl victories for the first time since 1960-61.

In his first season in Oxford, Nutt led one of the greatest turnarounds in school history, reviving a Rebel squad that was coming off four straight losing seasons and a 3-8 campaign with no conference wins in 2007. With a 9-4 record (5-3 in the SEC), it marked the team’s best improvement from one season to the next since legendary Ole Miss Coach John Vaught’s debut in 1947.

Projected to place fifth in the SEC Western Division in the preseason, Nutt’s first Rebel unit finished second in the West, ended the season on a six-game win streak and earned a No. 14 final national ranking.

Rising as high as No. 4 in the national rankings in 2009, Nutt’s Rebels knocked off No. 8 LSU, Tennessee and Arkansas en route to a second straight berth in the

19 NFL FIRST ROUND DRAFT PICKS

1939..... Parker Hall	1991..... Kelvin Pritchett
1942..... Merle Hapes	1994..... Tim Bowens
1954..... Ed Beatty	1998..... John Avery
1961..... Bobby Crespino	2001..... Deuce McAllister
1963..... Jim Dunaway	2004..... Eli Manning
1966..... Mike Dennis	2005..... Chris Spencer
1966..... Stan Hindman	2007..... Patrick Willis
1971..... Archie Manning	2009..... Michael Oher
1985..... Freddie Joe Nunn	2009..... Peria Jerry
1990..... Tony Bennett	



In his first two seasons, head coach Houston Nutt produced consecutive nine-win seasons for the first time since 1961-62 and back-to-back January bowl victories for the first time since 1960-61.

AT&T Cotton Bowl Classic, in which Ole Miss prevailed over No. 18 Oklahoma State 21-7. The Rebels finished 20th in the AP poll.

Ole Miss has always been committed to having one of the top football programs in the nation, and the University has strengthened that commitment in recent years.

Among the recent upgrades to Vaught-Hemingway Stadium was a new \$6 million integrated system featuring a large high definition video display that was installed at the beginning of the 2008 season. The Daktronics video display is one of the largest true high definition displays in the Southeastern Conference. Also included in the upgrades was a new sound system.

The stadium and gameday experience is receiving a series of minor upgrades prior to the 2011 season, while exciting major renovations are in the works. Ole Miss Athletics is launching a capital campaign that includes plans for a north end zone expansion in addition to a new arena and other projects.

Among the finest facilities in all of college athletics, the Indoor Practice Facility sits right beside Vaught-Hemingway Stadium. The 150,000 square-foot enclosure features a full-sized indoor practice field among many other amenities.

The tradition continues for a program with a proud and storied history.

10 FORMER PLAYERS AND COACHES IN THE COLLEGE FOOTBALL HALL OF FAME

1951..... Bruiser Kinard	1987..... Thad “Pie” Vann
1965..... Charlie Conerly	1989..... Archie Manning
1974..... Barney Poole	1991..... Parker Hall
1979..... John Vaught	1995..... Jake Gibbs
1984..... Doug Kenna	1997..... Charlie Flowers

NATIONAL CHAMPIONS



The 1959 Ole Miss team, which went 10-1, gave up only 21 points all season, and defeated LSU in the Sugar Bowl, was rated the third best squad since 1956 by Sagarin.

1959 OLE MISS TEAM RANKED THIRD IN SAGARIN RATINGS

Jeff Sagarin computed his list of the all-time highest-rated college football teams from 1956 to 1995. Sagarin has a weekly college football poll during each season which rates teams according to wins and losses and strength of schedule. His all-time team ratings and strength of schedule are based on Division I games only. This list was published in *USA Today* in January of 1996.

Team, Year	Rating	Record	Schd.
1. Nebraska, 1995	117.05	12-0-0	76.32
2. Nebraska, 1971	116.47	12-0-0	82.39
3. OLE MISS, 1959	109.74	10-1-0	83.95
4. Oklahoma, 1971	109.68	11-1-0	83.13
5. Ohio State, 1973	109.51	10-0-1	77.35
6. Washington, 1991	109.47	12-0-0	77.71
7. Oklahoma, 1973	109.40	10-0-1	84.79
8. Oklahoma, 1974	108.19	11-0-0	77.06
9. Southern Cal, 1972	107.66	12-0-0	79.51
10. Nebraska, 1972	106.96	9-2-1	80.28
11. Oklahoma, 1972	106.50	11-1-0	81.63
12. Florida State, 1987	106.44	11-1-0	80.61
13. Oklahoma, 1986	106.33	11-1-0	75.27
14. Notre Dame, 1966	106.32	9-0-1	77.35
15. Notre Dame, 1970	106.09	10-1-0	82.18
16. Penn State, 1994	105.82	12-0-0	79.87
17. Florida State, 1993	105.28	12-1-0	77.65
18. Alabama, 1971	104.61	11-1-0	85.31
19. Miami (Fla.), 1986	104.33	11-1-0	78.44
20. Texas, 1970	104.22	10-1-0	83.38
21. Syracuse, 1959	104.13	11-0-0	74.68
22. Notre Dame, 1988	103.86	12-0-0	80.27
23. Miami (Fla.), 1987	103.79	12-0-0	77.99
24. Nebraska, 1970	103.58	11-0-1	81.74
25. Alabama, 1973	103.41	11-1-0	76.89

TEAM CHAMPIONS

- 1959 Berryman, Dunkel, Sagarin
- 1960 Football Writers, Billingsley, DeVold, Dunkel, Football Research, National Championship Foundation, Williamson
- 1962 Billingsley, Litkenhous, Sagarin

— TEAM OFFENSE —

Total Offense

- 1961 (418.7 yards per game)

— TEAM DEFENSE —

Defense Against Scoring

- 1959 (2.1 points per game)
- 1963 (3.7 points per game)

Rushing Defense

- 1963 (77.3 yards per game)

Total Defense

- 1954 (172.3 yards per game)
- 1962 (142.2 yards per game)
- 1993 (234.5 yards per game)

Team Punting

- 1964 (44.1 average per game)
- 1977 (43.4 average per game)
- 1979 (42.4 average per game)

INDIVIDUAL CHAMPIONS

RUSHING

1949 John (Kayo) Dottley
(1,312 yards on 208 carries)

PASSING

1947 Charlie Conerly (133-of-233, 7 INT,
1,367 yards, 18 TD)

PASSING EFFICIENCY

1947 Charlie Conerly (125.8)

RECEIVING

1947 Barney Poole (52 for 513 yards, 8 TD)

SCORING

1938 Parker Hall (73 points: 11 TD/7 PATs)

KICK SCORING CHAMPIONS

- 1955 Paige Cothren (38 on 20 PATs, 6 FG)
- 1958 Bob Khayat (34 on 22 PATs, 4 FG)
- 1959 Bob Khayat (40 on 25 PATs, 5 FG)

INTERCEPTIONS

1949 Bobby Wilson (10 for 70 yards)

PASS INTERCEPTION YARDS

1938 Parker Hall (128 on 7; 18.29 avg.)

PUNTING

- 1964 Frank Lambert (44.1 yards per kick; 50-2,205)
- 1977 Jim Miller (45.9 yards per kick; 66-3,029)
- 2010 Tyler Campbell (46.37 yards per kick; 60-2,782)

PUNT RETURNS

1940 Junie Hovious
(15.1 yards per return; 33-498)

PUNT-KICKOFF RETURNS

1938 Parker Hall (32 for 594 yards; 18.56 avg.)

ALL PURPOSE RUNNING

1938 Parker Hall
(129.1 yards per game; 698 Rushing,
128 Interception, 594 Kickoff Return)

TOUCHDOWNS RESPONSIBLE

1938 Parker Hall (22-11 rush, 11 pass)

AVERAGE GAIN PER PLAY

1938 Parker Hall (6.46 yards)

PASSES DEFENSED

2000 Ken Lucas (30.0)

SOLO TACKLES PER GAME

2005 Patrick Willis (9.0)



TYLER CAMPBELL

ALL-AMERICANS

First Team Selections

- 1936 — Frank (Bruiser) Kinard, Tackle (Camp, INS, AAB)
 1937 — Frank (Bruiser) Kinard, Tackle (UP, INS, NBA, NY News, Par. News, Fox Movietone)
 1938 — Parker Hall, HB (AP, UP, NY Sun, Brooklyn Eagle, Williamson)
 1947 — Charlie Conerly, TB (UP, INS, NEA, FWAA-Look, All-Players, PIC, Houlgate, Williamson, Grange, Crisler, Smith);
 Barney Poole, End (UP, Coaches, Camp, AAB, PIC, QB, NY News, Par. News, Houlgate, Williamson)
 1948 — Barney Poole, End (AP, INS, All-Players, Houlgate, Williamson, Fraley, Bill Stern)
 1949 — John (Kayo) Dottley, FB (KS, AAB, Colliers)
 1952 — Kline Gilbert, Tackle (AP, FWAA-Look, FD); Jimmy Lear, QB (Red Grange)
 1953 — Crawford Mims, Guard (AP, UP, Camp, NEA, FWAA-Look, Colliers, NEC, FD, Spt. News, Williamson)
 1954 — Rex Reed Boggan, Tackle (AP)
 1956 — Paige Cothren, FB (College Editors)
 1957 — Jackie Simpson, Guard (Coaches, FWAA-Look)
 1959 — Charlie Flowers, FB (AP, UPI, Camp, NEA, CP, FWAA-Look, Coaches, NBC, Spt. News, NY News, FB News);
 Marvin Terrell, Guard (FWAA-Look)
 1960 — Jake Gibbs, QB (AP, UPI, Camp, NEA, CP, FWAA-Look, Coaches, NY News, Spt. News, NBC, ABC, MN); Johnny Brewer, End (ABC)
 1961 — Billy Ray Adams, FB (FWAA-Look); Jim Dunaway, Tackle (FB News); Treva Bolin, Guard (Time); Doug Elmore, QB (CP)
 1962 — Jim Dunaway, Tackle (NEA, UPI, Camp, NY News, Time, CBS, Spt. News, FB News, SI, B, Coaches); Glynn Griffing, QB (FWAA Look)
 1963 — Kenny Dill, Center (FWAA-Look, FB News); Whaley Hall, Tackle (Coaches)
 1964 — Allen Brown, End (AP, Time, Spt. News)
 1965 — Stan Hindman, Guard (Time, NBC, Spt. News, FB News); Billy Clay, DB (Spt. News)
 1966 — Jim Urbanek, Tackle (FB News, Hunt, Pop)
 1967 — Jim Urbanek, Tackle (FB News)
 1969 — Archie Manning, QB (FB News); Glenn Cannon, Safety (Coaches, Spt. News, Time)
 1970 — Archie Manning, QB (FB News)
 1973 — Harry Harrison, DB (NEA)
 1975 — Ben Williams, DL (Church)
 1979 — Jim Miller, Punter (UPI, NEA, FWAA, Camp, Spt. News)
 1984 — Freddie Joe Nunn, DE (UPI, FB News)
 1985 — Bill Smith, Punter (FWAA, FB News, C&P)
 1986 — Bill Smith, Punter (Camp, C&P, IIAA)
 1988 — Wesley Walls, TE (AP, NCN)
 1991 — Everett Lindsay, OG (NFL)
 1992 — Everett Lindsay, OT (AP, FWAA, Athlon)
 1996 — Kris Mangum, TE (FD)
 1998 — Rufus French, TE (AP, Coaches, Camp, FB News, Spt. News, C&P, AAFB, BCS, AFQ, CSN)
 2000 — Ken Lucas, DB (Rivals)
 2001 — Terrence Metcalf, OT (Camp, Coaches, FB News, AAFB)
 2003 — Eli Manning, QB (AAFB, SFW); Jonathan Nichols, Kicker (AAFB, SFW, DBFN)
 2005 — Patrick Willis, LB (CFN, AAFB, GG)
 2006 — Patrick Willis, LB (AP, FWAA, Camp, Rivals, SI, GG, ESPN, AAFB, CBSS, Spt. News, CFN, Scout, PFW)
 2008 ---- Michael Oher, OL (AFCA, Camp, CBSS, CFN, FWAA, Spt. News, Rivals, AP, ESPN, AAFB, AS); Peria Jerry, DT (AP, ESPN, AAFB, PFW, AS)
 2009 ---- John Jerry, OL (AAFB); Dexter McCluster, All-Purpose (AAFB)

Guide to Abbreviations: AAB (All-American Board), AAFB (All-America Football Foundation), ABC (American Broadcasting), AFQ (American Football Quarterly), AP (Associated Press), AS (Athlon Sports), B (Boston Record-American), BCS (Bowl Championship Series On-line), C&P (College & Pro Football Newsweekly), Camp (Walter Camp), CBS (Columbia Broadcasting), CBSS (CBSSportsline.com), CFN (CollegeFootballNews.com), Church (Churchman's Sports Hall of Fame), Crisler (Fritz Crisler), Coaches (American Football Coaches Association), CP (Central Press), CSN (CollegeSportsNews.com), DBFN (Dick Butkus Football Network), ESPN (ESPN.com), FB News (Football News), FD (Football Digest), FWAA-Look (Football Writers of America Association), Grange (Red Grange) GG (Gridiron Gazette), Hunt (Hunt Poll), IIAA (Independent Insurance Agents of America Senior All-America Team), INS (International News Service), KS (Kappa Sigma), MN (Movietone News), NBC (National Broadcasting), NCN (The National College Newspaper), NEA (Newspaper Enterprises Association), NFL (NFL Draft Report), PIC (Pic Magazine), PFW (Pro Football Weekly), Pop (Pop Warner), QB (Quarterback), Rivals (Rivals.com), SI (Sports Illustrated), Scout (Scout.com), Smith (Pitts Smith Rating System), SFW (Southern Football Weekly), Spt. News (Sporting News), UP (United Press), UPI (United Press International).

1936 & 1937
FRANK "BRUISER" KINARD
T • 1935-37
Jackson, Miss.



Member of College Football Hall of Fame who is considered one of the greatest players in Ole Miss and college football history ... Co-captain in 1937 ... All-American selection in 1936 and 1937 ... All-SEC selection in 1936 and 1937... Consensus All-Time All-America pick ... Played in the 1938 Chicago All-Star Team ...Voted to the Southern Living South's Greatest

Players Team ... Inducted into the Ole Miss Athletic Hall of Fame in 1986 ...Charter member of the Mississippi Sports Hall of Fame ... Member of the Helms Athletic Foundation Hall of Fame ... Inducted into the National Professional Football Hall of Fame in 1970 ... Five-time All-Pro in nine years of professional football for Brooklyn of the NFL and New York of the AAC ... Later served as offensive line coach from 1948-70 at Ole Miss ... Member of Ole Miss Team of the Century (1893-1992).

1938
PARKER HALL
6-1 • 200 • HB • 1936-38
Tunica, Miss.



All-America halfback in 1938 and a member of the College Football Hall of Fame ... First team All-SEC tailback in 1938 ... Participated in the Chicago All-Star Game in 1939 ... In 1938, led the nation in scoring with 73 points, highest average per rush (6.46), highest average per kickoff and punt return (18.56), most pass interception yards (128 for 18.29 average),

TDs responsible (22, 11 rushing and 11 passing) and all purpose yards per game (129.1) ... Ranked second in the nation with seven interceptions and average gain per play (7.53) ... Stood third in rushing (698 yards) and total offense (1,558 yards) ... Selected in the first round of the 1939 NFL Draft by the Chicago Bears ... Named NFL Player of the Year and Rookie of the Year in 1939 ... An All-Pro selection, he is considered the first NFL player to complete over 100 passes in a season ... Member of the Mississippi Sports Hall of Fame and the Ole Miss Athletic Hall of Fame.

1947
CHARLIE CONERLY
6-1 • 183 • QB • 1942 • 1946-47
Clarksdale, Miss.



Considered one of the greatest players ever at Ole Miss and is a member of the College Football Hall of Fame ... Was a tailback in college, but did the passing ... Earned consensus All-America in 1947 when he led the Rebels to their first SEC title and a victory over TCU in the Delta Bowl ...

Placed fourth in the Heisman Trophy balloting ... Two-time All-SEC performer ... Was Player of the Year in the SEC as well as Back of the Year ... Set numerous records and still ranks 12th in career total offense with 3,076 yards ... Is ranked 12th in career passing with 2,313 yards and 26 TDs ... Compiled an outstanding 14-year NFL career as a quarterback with the New York Giants ... Was NFL "Rookie of the Year" in 1948 ... Led Giants to 1956 NFL Championship ... Twice selected All-Pro ... Inducted into Ole Miss Athletic Hall of Fame in 1987 and the Mississippi Sports Hall of Fame in 1966 ... Member of Ole Miss Team of the Century (1893-1992).


1947 & 1948
BARNEY POOLE
6-3 • 220 • LE • 1942 • 1947-48
Gloster, Miss.



A member of the College Football Hall of Fame who is recognized as one of the greatest ends in SEC and college football history ... Earned All-America honors at both Army and Ole Miss ... Had 70 career pass receptions at Ole Miss for 764 yards and 11 TDs ... Ranked second for most catches in a season, 52 for 511 yards and eight TDs in 1947... Established a

record for most receptions in a single game with 13 against Tennessee-Chattanooga in 1947 ... Consensus All-SEC and All-America in 1947 and 1948 ... Participated in the North-South All-Star Game and served as his team's captain in the Chicago All-Star Game ... Played professional football for Dallas, Baltimore and New York ... Member of the Helms Athletic Foundation Hall of Fame, and the Mississippi Sports Hall of Fame ... Selected to the Ole Miss Athletic Hall of Fame in 1987 ... Member of Ole Miss Team of the Century (1893-1992).

1949
JOHN "KAYO" DOTTLEY
6-0 • 198 • FB • 1947-50
McGehee, Ark.



One of the greatest runners in Ole Miss history ... Earned All-America honors in 1949 when he led the nation in rushing and the SEC in scoring ... All-SEC in 1949 and 1950 ... Was the first of only two players in Ole Miss football history to rush for more than 1,000 yards in a season and did it twice ... Had 1,312 yards on 208 carries in 1949 and then rushed for 1,007


on 191 carries in 1950 ... Three of the top five individual game rushing efforts were compiled by Dottley ... Had 235 yards vs. Chattanooga in 1949, 230 yards vs. TCU in 1949, and 216 vs. Mississippi State in 1949 when he carried the football 40 times ... Played in North-South Game, Senior Bowl and Chicago All-Star Game ... Played three years with the Chicago Bears ... Inducted into the Mississippi Sports Hall of Fame in 1971 and the Ole Miss Athletic Hall of Fame in 1987 ... Member of Ole Miss Team of the Century (1893-1992).

1952
KLINE GILBERT
6-2 • 215 • T • 1950-52
Hollandale, Miss.



Co-captain of the 1952 squad ... All-America in 1952 ... First Team All-SEC tackle in 1952 ... Also earned All-South honors ... Participated in the Chicago All-Star Game in 1953 ... Five-year player in the NFL with the Chicago Bears ... Member of the Mississippi Sports Hall of Fame and the Ole Miss Athletic Hall of Fame.

1952
JIMMY LEAR
5-11 • 172 • QB
1950-52
Greenwood, Miss.



Three-year letterman at quarterback ... 1952 All-American ... Also handled kicking and punting duties ... Is 19th on the Ole Miss All-Time passing yardage list with 1,773 yards ... Led Ole Miss to its first undefeated season in 1952, which was capped off by a berth in the Sugar Bowl ... Elected Colonel Rebel as a student ... Second team All-SEC in 1951 and 1952 ...

Inducted into Mississippi Sports Hall of Fame in 1991 and Ole Miss Athletic Hall of Fame in 1988.

1953
CRAWFORD MIMS
5-10 • 195 • RG • 1951-53
Carrollton, Miss.



An All-South, All-SEC and consensus All-American guard ... Helped lead Ole Miss to consecutive first place finishes in SEC total offense ... Participated in 1952 squad that was the first Ole Miss team to complete the season with a top-ten ranking ... Awarded the Jacobs Trophy in 1953, signifying the best blocker in the SEC ... Participated

in the Senior Bowl, the Chicago All-Star Game and the North-South Shrine Game where he was named the game's MVP ... Inducted into the Mississippi Sports Hall of Fame in 1995 and the Ole Miss Sports Hall of Fame in 1988.

1954

REX REED BOGGAN

**6-4 • 235 • T • 1949-50, 1954
Memphis, Tenn.**




Outstanding All-America tackle for the Rebs ... Lettered in 1949-50 before he entered the Marines ... While a Marine, played service football and was named All-Service and MVP of his team ... Although drafted by the New York Giants in 1951, he returned to Ole Miss for the 1954 season ... Helped lead Rebs to 9-1 record and the SEC championship ... Earned All-SEC honors and

then played in the Chicago All-Star Game and the Senior Bowl ... Played one year with the New York Giants ... Inducted into the Ole Miss Athletic Hall of Fame in 1988.

1956

PAIGE COTHREN

**5-11 • 195 • FB • 1954-56
Natchez, Miss.**




As a fullback-kicker, was one of the most versatile players in Ole Miss football history ... Earned All-America honors in 1956 and All-SEC laurels in 1955-56 ... Played on two SEC championship teams ... Won Jacobs Trophy in 1955, symbolizing the best blocker in the SEC ... Led the SEC in scoring in 1955 with 74 points ... Also won the NCAA kick scoring championship in 1955 with

38 points ... Ranks 10th in career rushing with 1,390 yards ... Played in the North-South All-Star Game, Chicago All-Star Game, and the Hula Bowl ... Played for Los Angeles and Philadelphia in the NFL ... Led NFL in field goals in 1958 ... Inducted into Ole Miss Athletic Hall of Fame in 1988.

1957

JACKIE SIMPSON

**6-0 • 205 • LG • 1955-57
Memphis, Tenn.**




Co-captain of the 1957 squad ... Earned consensus All-American recognition in 1957 ... A member of the All-Time Sugar Bowl Team ... Participated in Senior Bowl and was named the South team's Most Outstanding Lineman ... Played with Denver and Oakland of the AFL and Montreal, Toronto and Winnipeg of the CFL ... AFL and NFL coaching career spanned three decades ...

Selected to the Ole Miss Athletic Hall of Fame in 1988.

1959

CHARLIE FLOWERS

**6-0 • 198 • FB • 1957-59
Marianna, Ark.**




Member of the College Football Hall of Fame ... Captain of the 1959 team and helped lead the Rebels to a share of the national championship ... All-America fullback in 1959 ... First team All-SEC fullback in 1958 ... An Academic All-America selection in 1959 and an Academic All-SEC honoree in 1958-59 ... Finished fifth in the 1959 Heisman Trophy race ... Led the SEC in

rushing in 1957 and 1959 and in scoring in 1959 ... Two-time selection as National and SEC Back of the Week for his performances against Arkansas and Tennessee in 1959 ... Member of the All-Time Sugar Bowl Team for the years 1955-62 ... Ranks first in single season rushing average yards per play (7.4 yards) ... Career rushing yardage of 1,730 ranks sixth all-time ... Spent four years in the NFL ... Inducted into the Mississippi Sports Hall of Fame and the Ole Miss Athletic Hall of Fame ... Member of Ole Miss Team of the Century (1893-1992).

1959

MARVIN TERRELL

**6-0 • 210 • G • 1957-59
Indianola, Miss.**



One of the finest offensive linemen in Ole Miss history ... A first team All-American in 1959 ... A consensus All-SEC selection in 1959 ... Named the SEC's Lineman of the Year by the Atlanta Constitution ... In his three seasons on the Rebel squad, the team compiled a 25-4-1 record and participated in two Sugar Bowls and one Gator Bowl

...The 1959 Rebels completed the season ranked second in all the major polls and were arguably the finest team in the country and shared the national championship ... Drafted by the Dallas team of the AFL after a solid performance in the 1960 Senior Bowl and remained with the team after they relocated in Kansas City ... Became a member of the Toronto CFL team in 1964 ... Inducted into the Mississippi Sports Hall of Fame in 2001 and the Ole Miss Athletic Hall of Fame in 1988 ... Member of Ole Miss Team of the Century (1893-1992).

1960

JAKE GIBBS

**6-0 • 185 • QB • 1958-60
Grenada, Miss.**



A member of the College Football Hall of Fame who was selected by Sports Illustrated as the eighth best collegiate quarterback of the modern-day era ... Co-captain of the 1960 team ... All-America quarterback in 1960 ... First Team All-SEC in 1959 ... Led the Rebels to a share of National Champion-

ships in 1959 and 1960 as the quarterback ... Finished third in the 1960 Heisman Trophy race ... Voted the SEC Back of the Year and the SEC Player of the Year in 1960 ... Selected the Most Outstanding Player of the 1961 Sugar Bowl after scoring two TDs in the Rebels' victory over Rice ... Led the SEC in passing and total offense in 1959 ... Member of the 1959 SEC "Team of the Decade" ... Member of the 1959 SEC "Team of the Decade" ... Chosen National Back of the Week for his performance against Mississippi State in 1960 ... A member of the Mississippi Sports Hall of Fame and the Ole Miss Athletic Hall of Fame.

1960

JOHNNY BREWER

**6-4 • 226 • E • 1959-60
Redwood, Miss.**



First team All-America in 1960 ... First team All-SEC in 1959 and 1960 ... Also named SEC Most Valuable Offensive Lineman in final two seasons ... Shares the Ole Miss record for most TD receptions in a single game, catching three against Tulane in 1960 ... Participated in the 1961 Chicago All-Star game, Senior Bowl and Coaches Association All-America Bowl Game

... Inducted into Ole Miss Athletic Hall of Fame in 1991.

1961

BILLY RAY ADAMS

**6-2 • 210 • FB • 1959-61
Columbus, Miss.**



As a senior, earned All-America and All-SEC honors ... Also received an invitation to the 1962 Senior Bowl ... Led the Rebels in rushing yardage and scoring, finishing second in SEC productivity and leading in total TDs with 10 ... Currently ranks 26th in single season rushing in Ole Miss record books with 575 yards on 91 carries in 1961 ... Ranks 31st in

career rushing with 1,009 yards on 174 carries ... Inducted in Mississippi Sports Hall of Fame in 1987 and the Ole Miss Athletic Hall of Fame in 1990.

1961 & 1962

JIM DUNAWAY

**6-4 • 260 • OL • 1960-62
Columbia, Miss.**



Helped lead the Rebs to a share of 1960 and 1962 national championships as well as a pair of SEC titles ... Earned All-America honors in 1961 and again in 1962 ... Was All-SEC final two years ... Played in Senior Bowl, Chicago All-Star Game, and Coaches All-America Bowl ... Had an outstanding 10-


year pro career with the Buffalo Bills and Miami Dolphins ... Chosen All-Pro in 1966 and 1968 ... Selected to Ole Miss Athletic Hall of Fame in 1990 ... Member of Ole Miss Team of the Century (1893-1992).

1961
TREVA "BOOKIE" BOLIN
6-3 • 222 • G • 1960-61
Okolona, Miss.



Excelled as an offensive guard and helped lead the Rebels to the 1960 national championship ... Earned first team All-America honors in 1961 and second team in 1960 ... Second team All-SEC in 1961 ... Selected Academic All-SEC in 1960 ... Played six years with the New York Giants and two years with Minnesota ... Inducted into the Ole Miss Athletic Hall of Fame in 1992.

1961
DOUG ELMORE
6-0 • 187 • QB • 1959-61
Reform, Ala.



First team All-America selection in 1961 when he was a tri-captain of the Rebels ... Second team All-SEC quarterback in 1961 ... Played in the Coaches Association All-America Bowl in 1962 ... Academic All-America and Academic All-SEC in 1961 ... Owns the career passing percentage mark of 59.0 ... Raced for a 51-yard TD on his first play in SEC action ... Elected to the Ole

Miss Athletic Hall of Fame ... Played one season in the NFL with Washington and one in the CFL with Calgary.

1962
GLYNN GRIFFING
6-1 • 200 • QB • 1960-62
Culkin, Miss.



Co-captain of the 1962 squad, the only undefeated and untied team in Rebel history, as Ole Miss won a share of the national championship ... First team All-America and All-SEC quarterback in 1962 ... Completed 127 of 235 passes for 1,757 yards and 23 TDs during his career ... Was 72 of 122 for 882 yards and 11 TDs as a senior ... Played in the Chicago All-Star

Game and the Coaches Association All-America Bowl in 1963 ... Earned MVP honors for the 1963 Senior Bowl ... Also a member of 1960 team which shared the National Championship ... Named the Atlanta TD Club's SEC Back of the Year in 1962 ... Completed the perfect 1962 record by quarterbacking Ole Miss to a victory over Arkansas in the 1963 Sugar Bowl ... Voted the

game's Most Outstanding Player after completing 14 passes for 242 yards ... Held the school record for most TDs thrown in a game with four against Houston in 1962 ... Owns the best total offense average yards per play mark with 8.1 in a season ... Racked up 257 total yards in the 1963 Sugar Bowl and 208 in the 1962 Cotton Bowl ... Spent one year in the NFL ... Inducted into the Mississippi Sports Hall of Fame in 2002 and the Ole Miss Athletic Hall of Fame in 1989.

1963
KENNY DILL
6-4 • 215 • C-LB • 1961-63
West Point, Miss.



Earned first team All-America and All-SEC honors in 1963 when Ole Miss won the SEC title ... Co-captain of 1963 squad ... During his three years, Ole Miss went 25-1-2, claiming two league crowns and three Top 10 rankings ... Selected Most Outstanding Lineman in the SEC ... Inducted into the Ole Miss Athletic Hall of Fame in 1989 ... Member of Ole Miss Team of the

Century (1893-1992).


1963
WHALEY HALL
6-3 • 230 • T • 1961-63
Trussville, Ala.



Co-captain in 1963 ... First team All-SEC tackle in 1963 ... Played in the Senior Bowl and the Coaches Association All-America Bowl in 1964 ... Named the Birmingham TD Club's SEC Outstanding Lineman in 1963 ... Was a member of 1962 undefeated Ole Miss team which shared the national championship ... Inducted into the Ole Miss Athletic Hall of Fame in

1995.

1964
ALLEN BROWN
6-4 • 225 • E • 1962-64
Natchez, Miss.



Co-captain on the 1964 team ... First team All-America in 1964 ... First team All-SEC in 1963 and 1964 ... Helped lead Rebels to a 19-4-1 regular season mark during his tenure with two Sugar Bowl and one Bluebonnet Bowl appearance ... 1962 and 1963 squads finished the season ranked third and seventh respectively in the national polls ... Participated in

the 1964 Blue-Gray Game and the 1965 Chicago All-Star game

and Senior Bowl ... Inducted into Ole Miss Athletic Hall of Fame in 1989 ... Played for Vince Lombardi's Green Bay Packers in 1966-67, winning Super Bowls I & II.


1965
STAN HINDMAN
6-3 • 230 • C/G • 1963-65
Newton, Miss.



Co-captain in 1965 when he earned first team All-American honors ... Three-time first team All-SEC selection ... Played on three bowl teams, including SEC Champion 1963 squad that went to Sugar Bowl ... Academic All-SEC in 1965 ... Sophomore All-SEC in 1963 ... Played in the Coaches Association All-American Bowl Game in 1965 ... Participated in the

1966 Senior Bowl ... NCAA Postgraduate Scholarship winner in 1966 ... Academic All-American in 1965 ... Played professionally with the San Francisco 49ers from 1966-74 ... Inducted into the Mississippi Sports Hall of Fame in 1988 and the Ole Miss Athletic Hall of Fame in 1992 ... Member of Ole Miss Team of the Century (1893-1992).

1965
BILL CLAY
6-0 • 192 • WB-DHB • 1963-65
Jackson, Miss.



Although he missed four games with an injury his senior year, Bill was still selected to the 1965 defensive All-America squad as a safety ... The injury cost him All-SEC honors, but was still named to the All-America team ... Closed out his Ole Miss career by intercepting two passes in 21-0 win over Mississippi State ... Selected to play in 1966 Chicago All-Star


game, but did not participate due to an injury ... Played in 1965 Coaches Association All-America Bowl, 1965 North-South Game, and 1966 Senior Bowl ... Had an interception in Senior Bowl and North-South Game ... His 39-yard TD interception lifted the South to a 21-14 win ... Played one year with the Washington Redskins ... Inducted into the Ole Miss Sports Hall of Fame in 1996.

1966 & 1967

JIM URBANEK

6-4 • 240 • RT • 1965-67

Oxford, Miss.



Received first team All-American status in 1966 and 1967 ... Was chosen first team All-SEC three times, in 1965-66-67 ... Played in the 1968 Hula Bowl ... Southeastern Lineman of the Week for his 1966 performance against Houston ... Played professionally for one season with the Miami Dolphins.

1969 & 1970

ARCHIE MANNING

6-3 • 198 • QB • 1968-70

Drew, Miss.



Member of the College Football Hall of Fame who is considered one of the greatest quarterbacks in Ole Miss and Southeastern Conference history ... Ended his career with 5,576 yards of total offense, accounting for a school-record 56 TDs ... Still holds several Ole Miss records, with a number of his previous records having been broken

by his son, Eli ... Co-captain of the 1970 Sugar Bowl champions ... His No. 18 is the only Ole Miss jersey to have been retired ... Earned All-America and All-SEC honors in both 1969 and 1970 ... Finished fourth in balloting for the Heisman Trophy in 1969, and third for the award in 1970 ... Named National Back of the Year in 1969 ... Set the SEC record for most total offense in one game, 540 yards against Alabama in 1969, a record that still stands ... Was No. 2 overall selection by New Orleans in 1972 NFL Draft ... Went on to have an outstanding 14-year pro career with New Orleans, Houston and Minnesota ... Member of Ole Miss Team of the Century (1893-1992) ... Member of the Mississippi Sports Hall of Fame and Ole Miss Sports Hall of Fame.

1969

GLENN CANNON

6-2 • 182 • S • 1967-69

Gulfport, Miss.



Co-captain of the 1969 Rebels ... Selected as an All-American in 1969 ... Also earned All-SEC honors in 1968 and 1969 ... Helped Ole Miss beat Arkansas, 27-22, in the 1970 Sugar Bowl when his hit on Chuck Dicus forced a fumble, which he recovered to seal the win ... Also intercepted a pass in the end zone against Arkansas ... Shares the Ole Miss record for

most passes intercepted in a game, three against LSU in 1968 ... Had five interceptions in 1967, seven in 1968 and seven more in 1969 ... Ranks second in Ole Miss history for most career pass interceptions with 19, only one shy of Bobby Wilson's 20 ... Member of Ole Miss Team of the Century (1893-1992).

1973

HARRY HARRISON

6-1 • 182 • S • 1971-73

Bay Springs, Miss.



Earned three letters during his career at Ole Miss and was a two year starter at safety ... Also played wide receiver ... Voted All-America defensive back in 1973 by the Newspaper Enterprise Association ... Also selected to Pi Kappa Alpha Fraternity All-America team in 1973 ... Second team Associated Press All-SEC safety in 1973 ... An Academic All-SEC honoree in 1973


and a preseason All-SEC pick of The Birmingham News ... Led the SEC in interceptions with nine in 1972, which also ranked second in the nation and was the second highest single season total in Ole Miss history, one shy of Bobby Wilson's record of 10 ... Had 82 tackles his junior season ... Third leading tackler on team in 1973 with 91 and also had six pass interceptions ... Owns the school's third highest career interception mark with 16, ranking behind Bobby Wilson's 20 and Glenn Cannon's 19 ... Had 181 career tackles, including 116 solo hits, and broke up 15 passes ... Also recovered one fumble ... Signed NFL contract with the New Orleans Saints ... Inducted into the Ole Miss Athletic Hall of Fame in 1994.

1975

BEN WILLIAMS

6-3 • 253 • DT • 1972-75

Yazoo City, Miss.



Co-captain on the 1975 team ... Voted a first team All-American in 1975 ... A consensus first team All-SEC member in 1972 and 1973 ... Had 377 career tackles ... Led Rebels in tackles as a senior with 116 ... Recorded a team best 96 tackles as a junior and had 111 in 1973 when he was a sophomore ... His 18 QB sacks in 1973 is a Rebel record ... Participated in the

1976 Senior Bowl, 1976 Coaches Association All-America Bowl, and 1975 East-West Game ... Voted the National Lineman of the Week and Southeastern Lineman of the Week for his 1973 performance against Villanova ... Three times selected to the Southeastern Defensive Player of the Week ... Played professionally with the Buffalo Bills from 1976 to 1985 ... Inducted into the Mississippi Sports Hall of Fame in 1997 and the Ole Miss Sports Hall of Fame in 1993 ... Member of Ole Miss Team of the Century (1893-1992).

1979

JIM MILLER

5-11 • 182 • P • 1976-79

Ripley, Miss.



One of the Rebels' all-time greatest punters ... First team All-American in 1979 ... All-SEC 1977-79 ... Averaged 43.4 yards on 266 career punts, third best in Ole Miss history ... Tied for most punts in a game with 12, set in 1978 ... In one game, averaged 51.7 yards a punt in six attempts, which is sixth best in Rebel history ... Still ranks second for most punting yards in


a season with 3,283 yards and is first for career with 11,549 yards ... Is the all-time leader in most punts with 266 ... Has the second longest punt in Rebel history with an 82-yarder against South Carolina in 1976 ... Finished No. 1 in the nation in 1977 in punting, averaging 45.9 yards ... Member of Ole Miss Team of the Century (1893-1992) ... Member of Ole Miss Sports Hall of Fame.

1984

FREDDIE JOE NUNN

6-5 • 227 • DE • 1981-84

Nanah Wayia, Miss.



Co-captain of the 1984 Rebel squad ... First team All-American in 1984 ... Led Rebel defense with 123 tackles (53 solo) and six QB sacks ... Finished with 301 career tackles at Ole Miss ... First-team All-SEC in both 1983 and 1984 ... Played in the '84 Senior Bowl and Hula Bowl ... Received SEC Player of the Week award twice in 1984


for his performance against Memphis State and Arkansas ... Selected in first round of 1985 NFL Draft by the St. Louis Cardinals ... Had an outstanding 12-year NFL pro career, playing for St. Louis, Phoenix, and Indianapolis ... Made All-Rookie team in 1985 ... Member of Ole Miss Team of the Century (1893-1992).

1985 & 1986

BILL SMITH

6-3 • 217 • P-K • 1983-86

Little Rock, Ark.



One of the top punters of the modern era ... Still holds several NCAA records ... Averaged 44.3 yards on 254 career punts ... His 92-yard punt against Southern Mississippi in 1984 is the longest in Ole Miss history ... Earned All-America honors in 1985 and 1986 ... Selected to the All-SEC teams in 1984, 1985 and 1986 ... Participated in the 1986 Senior Bowl and

the 1986 Blue-Gray Game ... A member of the Athlon All-Time All-America squad ... Currently holds Ole Miss record for best single game punting average at 84.5 yards ... Also holds second

highest season punting average with a 47.7 mark in 1984 ... Leads Rebel record section with the most consecutive games having one or more 50 yard punts (32, 1983-86).

1988
WESLEY WALLS
6-5 • 250 • LB-TE • 1985-88
Pontotoc, Miss.



Made first team All-America and All-SEC in his only year as a tight end, 1988, when he caught 36 passes for 426 yards and three TDs ... Had seven receptions for 79 yards in 1988 upset of Alabama ... Co-captain of the 1988 team ... Had 106 career tackles before being switched to tight end ... Selected to play in both the 1988 Senior Bowl and East-West

Game ... Participated in the 1988 Blue-Gray Game ... A first-team Academic All-American in 1988 ... Academic All-SEC for three seasons (1986-87-88) ... Clower-Walters Scholarship Award recipient in the spring of 1989 ... Drafted in 1989 by the San Francisco 49ers and played five years for them ... Later played with the New Orleans Saints, Carolina Panthers and Green Bay Packers ... Three-time All-Pro and five-time Pro Bowl performer.

1991 & 1992
EVERETT LINDSAY
6-5 • 290 • OT-OG • 1989-92
Raleigh, N.C.



A three-year starter who was selected first team All-America in 1991 and 1992 ... Chosen All-SEC in 1991 and 1992 ... As a freshman, he was named to the SEC Freshman team ... Walked on at Ole Miss and became one of the nation's top linemen ... Enjoyed 11-year career in the NFL, playing for Minnesota, Baltimore and

Cleveland ... Member of Ole Miss Team of the Century (1893-1992) and Ole Miss Sports Hall of Fame.

1996
KRIS MANGUM
6-4 ½ • 245 • TE • 1994-96
Magee, Miss.



First team All-America selection in 1996 ... Also earned first team All-SEC honors two years ... During his three years with the Rebels, caught 74 passes for 729 yards and four touchdowns, averaging 9.9 yards per reception ... Ended career ranked second among Ole Miss tight ends in receiving, trailing only Jim Poole's 94 receptions

(1969-71) ... His 729 yards career receiving ranks third best in Ole Miss history for tight ends ... Started 31 of 33 games after

transferring from Alabama ... Played in East-West Shrine Game and Blue-Gray Classic ... Played with the Carolina Panthers from 1997-2006.

1998
RUFUS FRENCH
6-4 • 245 • TE • 1996-98
Amory, Miss.



Earned first team All-America honors from 10 different selection boards as one of the nation's top tight ends in 1998 ... Also earned first team All-SEC honors in 1997 and 1998 ... Was a second team All-America selection in 1997 ... Passed up senior season to enter NFL draft ... Three-year receiving totals at Ole Miss included 84

receptions for 814 yards and four touchdowns ... Played in 32 games, starting 20.

2000
KEN LUCAS
6-0 • 201 • DB • 1997-2000
Cleveland, Miss.



Earned first team All-America honors as a senior in 2000 ... Named to first team All-SEC honors ... Selected to play in the 2001 Senior Bowl ... As a senior, led the nation and established an Ole Miss single-season record with 30 passes defended ... Led the Rebels in interceptions with five, tying for third in the SEC and 19th nationally ... Anchored an Ole Miss

secondary that ranked first in the SEC and ninth nationally in pass efficiency defense (96.2) ... Selected in second round of 2001 NFL Draft by the Seattle Seahawks as the 40th overall pick ... Played five years with the Seahawks and four years with the Carolina Panthers.

2001
TERRENCE METCALF
6-4 • 315 • OL • 1997 • 1999-2001
Clarksdale, Miss.




Earned first team All-America honors during 2001 senior season from four different rating systems, second team All-America by two and third team All-America honors by one ... Also rated first team All-SEC honors ... Participated in the 2002 Senior Bowl ... Selected as the SEC's Most Valuable Lineman ... Played in the 2002 Senior Bowl ...

Received Clower-Walters Scholarship Award, Birmingham Alumni Club's "Leadership Award" and All-America Football Foundation Red Blaik Outstanding Leader-

ship Award ... Drafted in third round by Chicago Bears and was with the organization from 2002-08 ... Signed by the New Orleans Saints in 2010.

2003
ELI MANNING
6-5 • 218 • QB • 2000-03
New Orleans, La.



Earned first team All-America honors in 2003 and was the No. 1 overall pick in the 2004 NFL Draft by San Diego, before being traded to the New York Giants ... Capped off the 2007 NFL season by leading the New York Giants to one of the biggest upsets in Super Bowl history with a 17-14 victory over the previously unbeaten New

England Patriots ... His performance, which included a 12-play, 83-yard touchdown drive in the closing minutes, earned him Super Bowl XLII Most Valuable Player honors ... Set or tied 47 Ole Miss single-game, season and career records ... Finished career with a school-record 10,119 career passing yards, which also ranked fifth on the SEC's career list ... Threw a school-record 81 career TD passes, which ranked third on the SEC's career list ... Set new Ole Miss career records for completions (829) and passing attempts (1,363), and both marks ranked fourth on the SEC career lists ... Recorded the lowest percentage of interceptions thrown at Ole Miss (2.57), which also ranked fourth on the SEC's all-time list ... Career pass efficiency rating of 137.7 set a new Ole Miss career mark and ranked tied for sixth on the SEC career list ... Career completion percentage of 60.8 tied the Ole Miss career record set by Stewart Patridge (1994, 1996-1997) ... Averaged 7.42 yards per pass attempt to set a new school record (min. 500 attempts) ... Set Ole Miss career standards for 200-yard passing games (32), 250-yard passing games (23), 300-yard passing games (10) and 350-yard passing games (6) ... Recorded 9,984 yards of total offense to set a Ole Miss career record and rank fifth on the SEC's all-time list ... Averaged a school career record 232.2 yards of total offense per game ... Finished fourth on the SEC's career list for TDs responsible for with 86 ... Set a new Ole Miss career mark for average yards per offensive play (rush or pass), averaging 6.70 ... 1,491 career offensive plays ranked first all-time in school history ... Totaled school career marks for 300-yard games of total offense (9) and 350-yard games of total offense (6) ... Also set Ole Miss career records for consecutive games with a TD pass (16), consecutive 200-yard passing games (11) and consecutive 250-yard passing games (7).

2003
JONATHAN NICHOLS
6-0 • 180 • PK • 2001-04
Greenwood, Miss.



Earned first team All-America honors in 2003 when he won the Lou Groza Award for the nation's top place kicker ... Also earned first team All-SEC honors ... Set 15 school records ... Ole Miss' all-time leading scorer with 344 career points ... The 344 points ranked sixth on the SEC's career scoring list ... Finished his career with

a streak of 117 consecutive PATs made, which ranked as the nation's longest active streak and was the fifth longest in SEC history ... Ole Miss' career leader in field goals made (63) ... Ranked first on the school's career list for PATs made (155) and PATs attempted (157).

**2005 & 2006
PATRICK WILLIS
6-2 • 230 • LB • 2003-06
Bruceston, Tenn.**



The most honored defensive player in Ole Miss football history ... One of the nation's top linebackers when he earned first team All-America honors in 2005 and then became a consensus All-America selection as a senior in 2006 ... Was selected to the most first team All-America squads (13) ever by a Rebel player ... Received the Butkus Award and Lambert Award as the nation's top

linebacker in 2006 and was a finalist for the Bronko Nagurski Award and a semifinalist for the Rotary Lombardi Award and the Lott Trophy ... Also earned first team All-SEC as well as SEC Defensive Player of the Year honors for the 2005 and 2006 seasons ... During junior season of 2005, led the nation in solo tackles (9.0) and ranked sixth in the nation in total tackles (12.8) ... As a senior in 2006, led the SEC in tackles (11.4), which also ranked sixth in the NCAA, and ranked third in the nation in solo tackles (7.25) ... Was named the South Team Defensive MVP at the 2007 Senior Bowl ... Received the 2006 Chucky Mullins Courage Award and also received the Cellular South Conerly Trophy as Mississippi's top collegiate player of 2006 ... Was named Tennessee Amateur Male Athlete of the Year by the Tennessee Sports Hall of Fame ... Was selected in the first round (11th overall pick) of the 2007 NFL Draft by the San Francisco 49ers ... 2007 Associated Press NFL Defensive Rookie of the Year ... Four-time All-Pro ... Four-time Pro Bowl selection ... Has led the NFL in tackles in two of his three seasons.

**2008
PERIA JERRY
6-2 • 290 • DT • 2005-08
Batesville, Miss.**



Named first team All-America in 2008 by Associated Press and ESPN and second team by CollegeFootballNews.com and Rivals.com ... A consensus first team All-SEC selection ... Earned a school-record four SEC weekly awards ... Finished the season first in the SEC in TFLs (18.0), fifth in QB sacks (7.0) and tied for sixth in forced fumbles (2)

... Also tied for 11th in the nation in TFLs ... Helped the Rebel defense rank No. 2 in SEC and No. 4 in the nation in rush defense (85.5 ypg) and tie for first in the NCAA in TFLs (8.62 pg) ... One of three finalists for the Conerly Trophy, given to Mississippi's top collegiate player ... Played in 12 games and started the last 11 ... Served as team captain ... Received the 2008 Most Dedicated Player Award from the Ole Miss Alumni Association ... Selected in the first round (24th overall pick) of the 2009 NFL Draft by the Atlanta Falcons.

**2008
MICHAEL OHER
6-5 • 318 • OL • 2005-08
Memphis, Tenn.**



Started 47 consecutive games over his career ... A consensus first team All-America and All-SEC selection as a senior ... Earned Jacobs Blocking Trophy as the SEC's best blocker from the league's coaches his final season ... Received the Shug Jordan Award as the Southeast Offensive Lineman of the Year from The Touchdown Club of Atlanta ... One of three finalists for the Outland

Trophy ... One of three finalists for the Conerly Trophy ... One of 12 semifinalists for the Rotary Lombardi Award ... Earned fourth team All-America and first team All-SEC honors as a junior in 2007 ... As a blocker, helped running back BenJarvus Green-Ellis top the 1,000-yard rushing mark in consecutive seasons ... Selected in the first round (23rd overall pick) of the 2009 NFL Draft by the Baltimore Ravens ... Subject of a national best-selling book and major motion picture, The Blind Side.

**2009
JOHN JERRY
6-6 • 335 • OL • 2006-09
Batesville, Miss.**



Chosen first team All-America by the All-American Football Foundation ... Two-time All-SEC honoree (2008 and 2009) ... Blocked for three 1,000-yard rushers (BenJarvus Green Ellis in 2006 and 2007; Dexter McCluster in 2009) ... Played in 49 games over his four seasons, starting 46 ... As a senior named All-SEC first team by AP, SEC Coaches, Rivals and CollegeFootballNews.com and second team by Phil Steele ... Helped the Rebel offense rank second in the SEC and 14th in the nation in fewest sacks allowed (17) ... Helped Dexter McCluster post the second-highest rushing total in school history with 1,169 yards ... Served as team captain ... Selected in the third round of the 2010 NFL Draft by the Miami Dolphins with the No. 73 overall pick.

**2009
DEXTER McCLUSTER
5-9 • 170 • RB-WR • 2006-09
Largo, Fla.**



One of the best all-purpose players in the history of Ole Miss ... Chosen first team All-America by the All-American Football Foundation (all-purpose player) ... Finished No. 2 on the Ole Miss career all-purpose yardage list with 4,089, behind only Deuce McAllister's 4,889 (1997-2000) ... Ranks seventh among the all-time Rebel rushers with 1,955 yards ... Became just the second back-to-back offensive MVP in the 74-year history of the Cotton Bowl Classic, joining SMU's Doak Walker in 1948-49 ... Two-time All-SEC honoree as an all-purpose player ... Also earned All-SEC accolades as both a wide receiver (2008, 2009) and running back (2009) ... Received the National Running Back Trophy from the College Football Performance Awards ... As a senior named first team All-SEC as an all-purpose player (AP), second team as a running back (AP, SEC Coaches, Rivals) and second team as a wide receiver (Phil Steele) ... Two-time SEC Player of the Week and one-time National Player of the Week (Tennessee) ... Became the first player in SEC history with 1,000 rushing yards (1,169) and 500 receiving yards (520) in the same season ... Recorded the second-highest rushing total in school history ... Became the fourth Rebel all-time to rush for 1,000 yards and posted the sixth 1,000-yard season in Ole Miss history ... Ranked fifth in rushing in the SEC (89.9 ypg) and sixth in all-purpose yards (132.1 ypg) ... Notched five 100-yard rushing outings, all in the season's final seven games ... Against Arkansas, became the first Rebel in the modern era (records dating back to 1965) to top the 100-yard mark in both rushing and receiving with team highs of 123 rushing yards and a career-high 137 receiving yards off a career high-tying seven grabs ... Selected in the second round of the 2010 NFL Draft by the Kansas City Chiefs with the No. 36 overall pick.

... Selected in the second round of the 2010 NFL Draft by the Kansas City Chiefs with the No. 36 overall pick.

ALL-SEC

	Year	First Team	Second Team	Third Team	Year	Team	Team	Team
Billy Ray Adams, FB	1961	AP, UPI			Gene Dubuisson, C	1955		AP, INS
Elmer Allen, DT	1971	AP			Charles Duck, G	1956		UPI
Buddy Alliston, G	1955		AP, INS	UPI	Jim Dunaway, C	1961	AP, UPI	
J.R. Ambrose, WR	1985		AP			1962	UPI	AP
	1986		AP		Perry Lee Dunn, QB	1963		AP, UPI
	1987		AP		Doug Elmore, QB	1961		AP, UPI
James Anderson, FB	1960		AP, BN	UPI	Bill Erickson, T	1947		AP, UPI
Tyji Armstrong, TE	1991	AP, BN, TBS			Mike Espy, KR	2004	SFS	
Winky Autrey, C	1939			AP	Bill Eubanks, E	1941	AP	
John Avery, KR/RB	1996	BN	AP		Julian Fagan, P	1967		AP
	1997		AP, C			1968		AP
Randy Baldwin, RB	1990	AP, UPI,				1969		AP
			C, BN, FN		Hap Farber, DE	1969	AP, UPI	
					Bill Farris, DE-P	1975		AP
Tony Bennett, OLB	1989	UPI, C	AP		Mike Fitzsimmons, DT	1986		AP
Bob Benton, T	1960		AP	UPI	Charlie Flowers, FB	1958	AP	UPI
Les Binkley, K	1999		AP			1959	AP, UPI, BN	
Rex Reed Boggan, T	1954	AP	UPI		Jesse Flowers, T	1933		UPI, AP
Brandon Bolden	2010			PS	John Fourcade, QB	1979		AP
Bookie Bolin, G	1961		UPI			1980	UPI	UPI
Tim Bowens, DT	1993		AP		Bobby Franklin, QB	1958		UPI
Danny Boyd, DB	1992		AP, C		Floyd Franks, SE	1969		AP
McKinley Boykin, DL	2004		C			1970		AP
Kimble Bradley, QB	1938		UPI	AP	Rufus French, TE	1997	AP, C, FN	
Art Bressler, G	1972	AP-O				1998	AP, C, FN, BN	
	1973	AP, UPI-O			Lee Garner, LB	1966		UPI
Billy Brewer, DB	1959				Jake Gibbs, QB	1959		AP, UPI, BN
Johnny Brewer, E	1959	BN	AP			1960	AP, UPI, BN	
	1960	AP, UPI, BN			Kline Gilbert, T	1952	AP-O	UPI
Alundis Brice, DB	1993	AP, BN	C		Chauncey Godwin, DB	1989	BN	
	1994	AP, C, FN,			Willie Goodloe, KR	1985	SEC	
			S&S, BN		Jesse Grandy	2010		
Fred Brister, LB	1970		AP		Larry Grantham, E	1958		AP, UPI
Oscar Britt, G	1941		AP			1959	AP, BN	UPI
	1942			AP, UPI	Willie Green, WR	1989	C, BN	AP
Allen Brown, E	1963	AP	UPI		BenJarvus Green-Ellis, RB	2006	AP	C, R, PS
	1964	AP-O, UPI				2007		AP, R, PS
Chad Brown, DT	1992	AP, BN	C		Matt Grier, DB	2002	C, SN	AP
Raymond Brown, QB	1957	UPI	AP, INS		Glynn Griffing, QB	1962	AP, UPI	
Doug Buckles, OG	2003	CA			Joe Gunn, RB	1999	FN	AP, C
	2004		C			2001		AP, C
Derrick Burgess, DE	2000	AP, BN, FN	C, R		Louis Guy, WB	1962		AP, UPI
Alan Bush, T	1967		AP-O		Mac Haik, SE	1967		AP-O
Charlie Cage, DT	1978	UPI			Parker Hall, TB	1938	AP, UPI	
Tyler Campbell, P	2010		AP		Whaley Hall, T	1963	AP, UPI	
Glenn Cannon, S	1968	AP			Clarence Hapes, TB	1936		AP
	1969	AP, UPI			Merle Hapes, FB	1940	SSWA	AP
Kendrick Clancy, DT	1999	FN	AP			1941	AP	
Ben Claxton, C	2001		AP, C		Ray Hapes, HB	1935		AP
	2002		AP, C		Greg Hardy, DE	2007	C, AP	R, PS
Devon Coburn, OT	1997		C			2008		C
Dennis Coleman, DE	1970	AP, UPI			Harry Harrison, S	1973		AP-D
Kem Coleman, LB	1976		AP		James Harvey, OT	1965		AP
	1977		AP		Homer Hazel, G	1941	AP	
Chris Collins, WR	2002		AP		Ray Heidel, DB	1970		AP
	2003	C, AP, CA, CFN			Bart Herrington, E	1933		AP
		CTFP, SPS			Jeff Herrod, LB	1986	C	AP
Charlie Conerly, HB	1946	UPI	AP			1987		AP
	1947	AP, UPI			Gene Hickerson, T	1957	AP, UPI, INS	
Jonathan Cornell	2010		PS		Stan Hindman, G	1963	UPI	AP
Paige Cothren, FB	1955	AP, INS		UPI		1964		AP, UPI
	1956	AP, UPI				1965	AP, UPI-O	
Chris Cottam, OG	1980		AP		Steve Hindman, TB	1967		AP-O
Jimmy Crawford, G	1948	AP, UPI	AP		Chuck Hinton, C	1966		AP
	1949	UPI, INS-D			Shay Hodge, WR	2008		
Doug Cunningham, TB	1966	AP				2009	AP, C, R, SN, CFN	PS
Eagle Day, QB	1954	UPI	AP		Paul Hofer, FB	1973		AP-O
	1955	UPI, INS		AP	Junie Hovious, TB	1939		AP
Mike Dennis, TB	1964	AP-O	UPI			1940	AP	
	1965	AP, UPI-O			Abdul Jackson, LB	1993	UPI	AP
Dave Dickerson, E	1954			UPI		1994	AP, C, FN,	AP, C
Don Dickson, G-T	1962	AP	UPI					S&S, BN
Kenny Dill, C	1963	AP	UPI		Tommy James, DB	1967		AP-D
Johnny Dixon, DB	1992	C, FN			Skip Jernigan, OG	1969		AP-O
	1993	C	AP			1970	AP, UPI-O	
Paul Dongieux, DB	1971		AP		John Jerry, OL	2008		C, PS
Dewayne Dotson, LB	1992	BN	AP, C			2009	AP, C, R, SN, CFN	PS
	1993	AP, C			Peria Jerry, DT	2007		AP, R
John (Kayo) Dottley, FB	1949	AP, UPI	INS-O			2008	C, PS, AP	
	1950	AP, UPI, INS						


First Second Third First Second Third

ALL-SEC

	Year	Team	Team	Team		Year	Team	Team	Team
Lawrence Johnson, DT	1975		AP-D		Jerrell Powe, DT	2009		AP	
Marcus Johnson, OL	2004		AP			2010		C, PS	
Billy Ray Jones, LG	1961			AP, UPI	Richard Price, G-T	1959			UPI
Jimmy Keyes, G-LB	1966	AP-D	UPI-D			1960	AP, BN	UPI	
	1967	AP, UPI-D			Kelvin Pritchett, DT	1989		AP	
Rick Kimbrough, FLK	1975		AP-O			1990	AP, UPI, C, FN, BN		
Billy Kinard, HB	1955			AP, INS	Randy Reed, FB-TB	1970		AP	
Bruiser Kinard, T	1936	AP			Tutan Reyes, OT	1999		C	
	1937	AP, UPI			Bill Richardson, T	1935		AP	
Boyd Kitchen, OG	1997		AP		Jerry Richardson, DE	1966	UPI	AP-D	
Chet Kozel, T	1941			AP		1967		AP-D	
Broc Kreitz, LB	1997		C		Cody Ridgeway, P	2003		C	
Jimmy Lear, QB	1951			AP, UPI		2004	R		
	1952		UPI	AP-D	Rab Rodgers, HB	1935		AP	
Don Leathers, OT	1972	AP-O			Farley Salmon, QB	1948		AP, UPI, INS	
Kendrick Lewis, S	2009		R	PS	Todd Sandroni, DB	1987		AP	
Everett Lindsay, OG-OT	1991	FN	AP			1988	C	AP	
	1992	AP, C, BN, FN			Dan Sartin, DT	1967		AP-D	
Kentrell Lockett, DE	2009			PS	Bill Schneller, QB	1939	AP		
Harol Lofton, HB	1953			AP, UPI	Joshua Shene, K	2008	AP	C, PS	
Billy Lott, RH	1957				Jackie Simpson, G	1957	AP	UPI	
Ken Lucas, DB	2000	BN, C, CFN,	AP		Eddie Small, WR	1992		C	
			CSSE, FN, R		Bill Smith, P	1984		AP	
Kris Mangum, TE	1995	AP, FN, BN	AP, C			1985	UPI, C, SEC	AP	
	1996	FN	C			1986	UPI, C, AP		
Archie Manning, QB	1969	AP, UPI			Ralph Smith, E	1960			AP
	1970	UPI	AP			1961		AP, UPI	
Eli Manning, QB	2002		AP		Jevan Snead, QB	2008			PS
	2003	C, AP, CA, CFN			Bradley Sowell, OL	2010		AP	
		CTFP, SFS			Armegis Spearman, LB	1998		AP, BN	
James Mask, DE	1952	INS-D		AP, UPI		1999		AP	
Harold Maxwell, DE	1951	AP-D		AP-O	Chris Spencer, C	2004	SFS		
Jerry May, G	1952				Tre' Stallings, OL	2005	C		
Deuce McAllister, RB	1998		AP, C		Jerry Stone, C	1956			AP
	1999	AP, C, BN	AP (all-purpose)		Bill Stribling, DE	1950	AJ		AP, UPI
	2000	AP	C, R		Jack Stribling, E	1949	UPI, INS	AP	
Bob McCain, E	1944			AP		1950			AP
Worthy McClure, OT	1970	AP, UPI-O			Eddie Strong, LB	1999		C	
Dexter McCluster, RB-WR	2008		AP	PS		2001		C	
	2009	AP, PS	AP, C, R		Jim Stuart, LB	2002			
Bobby McCool, FB	1954			UPI	Syniker Taylor, FS	1973		AP-D	
Terrence Metcalf, OT	2000	BN, C, CFN,	AP			2000		AP	
		CSSE, FN, R				2001	C, FN	AP	
	2001	AP, C, FN			Marvin Terrell, G	1959	AP, UPI, BN		
Jeff Miller, OT	1994			C	Gary Thigpen, CB	1998		C	
Jim Miller, P	1977	UPI	AP		Larry Thomas, LB	1969		AP-D	
	1978	AP, UPI			Ken Tolar, WR	1980		AP	
	1979	AP, UPI			Andre Townsend, DT	1982		AP	
Romaro Miller, QB	2000		C			1983		AP	
Crawford Mims, G	1952		AP-D, UPI		Frank Trapp, LB	1968		AP-D	
	1953	AP, UPI, INS			Gary Turner, DE	1975		AP-D	
Chris Mitchell, SS	1990	AP, FN, BN			Jim Urbanek, DT	1965	AP, UPI-D		
Jesse Mitchell, DT	2003	AP, CA	SFS			1966	AP, UPI-D		
Steven Moore, CB	1986	C			Burney Veazey, TE	1967	AP, UPI-D		
	1988	AP				1972	AP, UPI		
Tim Montz, PK	1996		C		Todd Wade, OT	1973	UPI-O	AP-O	
Chuck Morris, TB	1962			AP	Mike Wallace, WR	1999	AP, C, BN		
Buz Morrow, DT	1969		AP-D			2007			PS
Charlie Moss, CB	1976		AP		Wesley Walls, TE	1988	AP, C		
Allen Muirhead, HB	1954		AP, UPI		Cassius Ware, LB	1993	AP	C	
Reid Neely, OG	2009			PS	Garland Warfield, DB	1966	AP	UPI	
Jonathan Nichols, PK	2003	C, AP, CA, CFN			Jim Weatherly, QB	1964		AP, UPI	
		CTFP, SFS			Curtis Weathers, TE	1977		AP	
	2004		C, AP			1978		AP	
Jeff Noblin, SS	1986	C	AP		Randy White, OG	1977		AP	
Freddie Joe Nunn, DE	1983	SJ			Ben Williams, DT-MG	1973	UPI-D	AP-D	
	1984	AP, UPI, C				1974	UPI-D	AP-D	
Michael Oher, OT	2006		C, R			1975	AP-D, UPI-D		
	2007	C, AP, R, PS, PR			Don Williams, E	1950		UPI	
	2008	C, AP, PS			Patrick Willis, LB	2005	AP, C, R, CFN		
Cory Peterson, WR	1999		AP			2006	AP, C, R		
Pat Phenix, OT	1981	AP			Billy Yelverton, T	1956	AP	UPI	
	1982	UPI	AP						
Cory Philpot, TB	1992	AP	C						
George Plasketes, DE	1977	AP, UPI							
Barney Poole, E	1947	AP, UPI							
	1948	AP, UPI, INS							
Jim Poole Jr., TE	1970	UPI	AP						
	1971	UPI							
Ray Poole, E	1946	AP, UPI							

Guide to Abbreviations: AP (Associated Press), BN (Birmingham News), C (Coaches), CA (Commercial Appeal), CFN (CollegeFootballNews.com), CSSE (College Sports Southeast), CTFP (Chattanooga Free Press), FN (Football News), INS (International News Service), PR (Mobile Press-Register), PS (Phil Steele), R (Rivals.com), S&S (Street and Smith), SFS (Southern Football Saturdays), SN (Sporting News), UPI (United Press International).

TEAM OF THE CENTURY (1893-1992)



Tony Bennett



Billy Brewer



Glenn Cannon



Charlie Conerly



Kenny Dill




Kayo Dottley



Jim Dunaway



Charlie Flowers



Floyd Franks




Larry Grantham



Jeff Herrod



Gene Hickerson



Stan Hindman



Robert Khayat



Bruiser Kinard




Everett Lindsay



Archie Manning



Jim Miller



Chris Mitchell




Freddie Joe Nunn



Jimmy Patton




Barney Poole




Kelvin Pritchett




Dawson Pruett



Todd Sandroni



Marvin Terrell



Ben Williams



John Vaught
Head Coach

OFFENSE

Pos.	Name	Ht.	Wt.	Years	Hometown
E	Floyd Franks	6-0	190	1968-70	Biloxi, Miss.
E	Barney Poole	6-3	220	1942, 47-48	Gloster, Miss.
OL	Jim Dunaway	6-4	260	1960-62	Columbia, Miss.
OL	Gene Hickerson	6-2	225	1955-57	Atwood, Tenn.
OL	Stan Hindman	6-3	230	1963-65	Newton, Miss.
OL	Everett Lindsay	6-5	290	1989-92	Raleigh, N.C.
OL	Marvin Terrell	6-0	210	1957-59	Indianola, Miss.
C	Dawson Pruett	6-1	269	1987-90	Mobile, Ala.
QB	Archie Manning	6-3	198	1968-70	Drew, Miss.
RB	Charlie Conerly	6-1	183	1942, 46-47	Clarksdale, Miss.
RB	John (Kayo) Dottley	6-0	198	1947-50	McGehee, Ark.
RB	Charlie Flowers	6-0	198	1957-59	Marianna, Ark.
PK	Robert Khayat	6-2	215	1957-59	Moss Point, Miss.

DEFENSE

Pos.	Name	Ht.	Wt.	Years	Hometown
DL	Bruiser Kinard	6-1	215	1935-37	Jackson, Miss.
DL	Kelvin Pritchett	6-3	266	1988-90	Atlanta, Ga.
DL	Ben Williams	6-3	253	1972-75	Yazoo City, Miss.
LB	Tony Bennett	6-2	235	1986-89	Alligator, Miss.
LB	Kenny Dill	6-4	215	1961-63	West Point, Miss.
LB	Larry Grantham	6-0	195	1957-59	Crystal Springs, Miss.
LB	Jeff Herrod	6-0	235	1984-87	Birmingham, Ala.
LB	Freddie Joe Nunn	6-5	227	1981-84	Nanih Waiya, Miss.
DB	Billy Brewer	6-0	190	1957-59	Columbus, Miss.
DB	Glenn Cannon	6-2	182	1967-69	Gulfport, Miss.
DB	Chris Mitchell	6-0	195	1987-90	Town Creek, Ala.
DB	Jimmy Patton	5-11	170	1952-54	Greenville, Miss.
DB	Todd Sandroni	6-1	200	1987-90	Shaw, Miss.
P	Jim Miller	5-11	182	1976-79	Ripley, Miss.

Coach

John Vaught, Head Coach, 1947-70, 1973

ALL-SOUTH

Elmer Allen, Tackle, 1971 (CA)	Kline Gilbert, Tackle, 1952
Rex Reed Boggan, Tackle, 1954	Parker Hall, Halfback, 1938
Johnny Brewer, End, 1960	Gene Hickerson, Tackle, 1957
Glenn Cannon, S, 1969 (CA)	Frank M. Kinard, Tackle, 1937
Dennis Coleman, DE, 1970	Archie Manning, QB, 1970 (CA)
Charles Conerly, Halfback, 1947	Harold Maxwell, End, 1951
Paige Cothren, Fullback, 1955	Worthy McClure, OT, 1970 (CA)
Jimmy Crawford, Guard, 1948-49	Bobby McCool, Fullback, 1953
Eagle Day, Quarterback, 1955	Crawford Mims, Guard, 1953
John (Kayo) Dottley, Fullback, 1949-50	Buz Morrow, DT, 1969 (CA)
Hap Farber, 1969 (CA)	Allen Muirhead, Halfback, 1954
Charlie Flowers, Fullback, 1959	Jimmy Patton, Halfback, 1952
Floyd Franks, Split End, 1970 (CA)	Ray Poole, End, 1946
Jake Gibbs, Quarterback, 1960	Wimpy Winther, Center, 1970 (CA)

SOPHOMORE ALL-SOUTHEASTERN

1957 — Johnny Brewer, End	1967 — Buz Morrow, Def. Tackle
1958 — Richard Price, Guard	1968 — Dennis Coleman, Def. End
1959 — Ralph Smith, End	Ray Heidel, Def. Back
1960 — Treva "Bookie" Bolin, Guard	Skip Jernigan, Off. Guard
1962 — Allen Brown, End	1969 — Paul Dongjieux, Linebacker
1963 — Stan Hindman, Guard	Bobby Knight, Def. Back
1964 — Rocky Fleming, End	1970 — Tommy Monsour, Linebacker
1965 — Jimmy Keyes, Def. Guard	1971 — Burney Veasey, Tight End
Bruce Newell, Def. Back	Bob Bailess, Linebacker
Dan Sartin, Def. Tackle	1972 — Bill Malouf, Split End
Jim Urbaneck, Def. Tackle	1979 — John Fourcade, QB

REBEL HONOR ROLL

HALLS OF FAME & HONORARY TEAMS

NATIONAL FOOTBALL HALL OF FAME: Frank M. (Bruiser) Kinard, T, 1951 (Charter Member); Charles A. Conerly, QB, 1965; Barney Poole, E, 1974; John H. Vaught (Coach), 1979; Doug Kenna, QB, 1984; Thad "Pie" Vann (Coach), 1987; Archie Manning, QB, 1989; Parker Hall, HB, 1991; Jerry Dean (Jake) Gibbs, QB, 1995; Charlie Flowers, FB, 1997

NATIONAL PROFESSIONAL FOOTBALL HALL OF FAME: Frank M. Kinard, T, 1971, Gene Hickerson, G, 2007

HELMS ATHLETIC FOUNDATION HALL OF FAME: Frank M. Kinard, T, 1955; Charles Conerly, QB, 1959; Barney Poole, E, 1966

NATIONAL QUARTERBACK CLUB HALL OF FAME: Archie Manning, 2004

UNITED STATES MARINE CORPS SPORTS HALL OF FAME: Charlie Conerly, QB, 2010

NEW YORK GIANTS RING OF HONOR: Charlie Conerly, 2010

ALL-TIME ALL-AMERICA: Frank M. Kinard, T, 1948, All-America Board, 1932-48; Frank M. Kinard, T, 1948; All-America Squad, Associated Press, 1951; Frank M. Kinard, T, 1948, Football Writers Association of America, 1920-68, September, 1969; Frank M. Kinard, T, 1948, Athlon, 1869-1992; Archie Manning, QB, 1970, Athlon, 1869-1992; Bill Smith, P, 1986, Athlon, 1869-1992

WALTER CAMP ALL-CENTURY TEAM: Frank M. (Bruiser) Kinard, T

CHICK-FIL-A SOUTHEASTERN CONFERENCE PLAYERS OF THE MILLENNIUM: Jerry Dean (Jake) Gibbs, QB; Archie Manning, QB; Barney Poole, E

ALL-TIME ALL-SOUTHEASTERN: Frank M. (Bruiser) Kinard, T (From 1933, FWA)

September, 1969; 1933-42; John A. (Junie) Hovious, HB; Frank M. Kinard, T

LINDY'S SEC ALL-CENTURY TEAM (1900-99): First Team—Archie Manning, QB; 2nd Team—Barney Poole, E; Bruiser Kinard, OL

LINDY'S 25TH ANNIVERSARY SEC TEAM (1982-2006): Freddie Joe Nunn, DL, 2nd Team; Bill Smith, P, 2nd Team

25-YEAR ALL-SOUTHEASTERN CONFERENCE TEAM (1961-85): Archie Manning, QB

BIRMINGHAM QUARTERBACK CLUB QUARTER CENTURY ALL-SEC TEAM (1950-74):

Stan Hindman, G; Archie Manning, QB

SEC SKYWRITERS ALL-TIME SEC TEAM (1933-82): First Team Offense—Archie Manning, QB (1968-70); Bruiser Kinard, L (1935-37). First Team Defense—Jimmy Patton, DB (1953-55). Second Team Offense—Charlie Conerly, QB (1942, 1946-47); Barney Poole, WR (1942-48); Stan Hindman, L (1963-65); Gene Hickerson, L (1955-57). Second Team Defense—Larry Grantham, LB (1957-59)

SOUTHEAST AREA ALL-TIME TEAM (1920-1969): Frank "Bruiser" Kinard, T (1935-37)

ATHLON TOP 25 PLAYERS OF BCS ERA (1998-2010): Patrick Willis, LB (No. 20)

LAKELAND (Fla.) LEDGER 25-YEAR ALL-SEC TEAM (1961-85): Archie Manning, QB, 1968-70

PREVIEW SPORTS ALL-DECADE TEAM (1940-49): Barney Poole, E

SI.com ALL-DECADE TEAM (2000-09): Patrick Willis, LB

ATHLON ALL-DECADE TEAM (2000-09): Patrick Willis, LB

1960s ALL-SEC TEAM: Glenn Cannon, DB, Jim Dunaway, L; Stan Hindman; Archie Manning, QB

1970s ALL-SEC TEAM: Archie Manning, QB

1980s ALL-SEC TEAM: Freddie Joe Nunn, DL; Bill Smith, P; Wesley Walls, TE

LINDY'S SEC ALL-DECADE TEAM (1990-99): Second Team — Dwayne Dotson, LB

SEC ALL-DECADE TEAM (1990-99): Second Team — Todd Wade, OL

ATHLON SEC ALL-DECADE TEAM (2000-09): Patrick Willis, LB; Dexter McCluster, AP

SEC LEGENDS: Charles A. Conerly, TB, 1994; George Barney Poole, E, 1995; John Howard Vaught, Coach, 1996; John (Kayo) Dottley, RB, 1997; Archie Manning, QB, 1998; Charlie Flowers, FB, 1999; Robert C. Khayat, L-K, 2000; Ray Poole, E, 2001; Ben Williams, DL, 2002; Billy Ray Adams, RB, 2003; Allen Brown, TE, 2004; Andre Townsend, DL, 2005; Jerry Dean (Jake) Gibbs, QB, 2006; Wesley Walls, TE, 2007; Bobby Ray Franklin, QB, 2008; Jimmy Lear, QB, 2009; Everett Lindsay, OL, 2010

SOUTHERN LIVING SOUTH'S GREATEST PLAYERS (1936-86): Bruiser Kinard, T

ATHLON SPORTS ALL-TIME REBEL TEAM (1993-1995): Offense — Floyd Franks, WR (1968-70); Barney Poole, WR (1942, 47-48); Wesley Walls, TE (1985-88); Jim Dunaway, OL (1960-62); Stan Hindman, OL (1963-65); Everett Lindsay, OL (1989-92); Crawford Mims, OL (1951-53); Marvin Terrell, OL (1957-59); Archie Manning, B (1968-70); John (Kayo) Dottley, RB (1947-50); Charlie Flowers, RB (1957-59); Bryan Owen, K (1985-88); Defense — Bruiser Kinard, DL (1935-37); Kelvin Pritchett, DL (1988-90); Ben Williams, DL (1972-75); Jim Urbanek, DL (1965-67); Freddie Joe Nunn, LB (1981-84); Larry Grantham, LB (1957-59); Jeff Herrod, LB (1984-87); Glenn Cannon, DB (1967-69); Barry Wilburn, DB (1981-84); Jimmy Patton, DB (1952-54); Todd Sandroni, DB (1987-90); Bill Smith, P (1983-86)

MISSISSIPPI SPORTS HALL OF FAME (Year Inducted): Billy Ray Adams, 1987; Warner Alford, 2002; Coolidge Ball, 2008; Calvin Barbour, 1975; Doby Bartling, 1977; Bernard (Blackie) Blackwell, 2001; Denver Brackeen, 1982; Johnny Brewer, 2003; Allen Brown, 2010; Raymond Brown, 2006; Lindy Callahan, 2004; Mack Cameron (coach), 1999; Jim Carmody (coach), 2009; Billy Chadwick, 2006; Van Chancellor, 2005; Charlie Conerly, 1966; Bobby Crespino, 1994; Roland Dale, 1995; J. W. (Wobble) Davidson, 1986; Herman (Eagle) Day, 1981; John (Kayo) Dottley, 1971; Jim Dunaway, 1990; Doug Elmore, 1993; Charlie Flowers, 1985; Bobby Ray Franklin, 2005; Joe Gibbon, 1979; Jake Gibbs, 1976; George Barney Poole, 1977; Jennifer Gillom, 2008; Peggie Gillom, 1998; Bill Goodrich, 2005; B.L. (Country) Graham, 1963; Larry Grantham, 1980; Glynn Griffing, 2002; Parker Hall, 1970; Gene Hickerson, 1979; Stan Hindman, 1988; John A. (Junie) Hovious, 1967; Doug Kenna, Jr., 1970; Don Kessinger, 1984; Robert C. Khayat, 2000; Frank M. (Bruiser) Kinard (Charter Member), 1961; Dr. Cecil (Ike) Knox, 1964; A.C. (Butch) Lambert, 2000; Jimmy Lear, 1991; Harol Lofton, 1999; Archie Manning, 1989; Jimmie McDowell (writer), 1999; Cary Middlecoff, 1996; Crawford Mims, 1995; John Montgomery, 1974; Jimmy Patton, 1972; George Barney Poole, 1965; James E. (Buster) Poole, 1964; Ray S. Poole, 1968; William C. (Billy) Sam, 1965; C. M. (Tad) Smith, 1969; Ralph (Catfish) Smith, 2002; John Stroud, 2008; Tom Swayze, 1978; Marvin Terrell, 2001; Thad (Pie) Vann, 1971; John H. Vaught, 1976; Gerald (Gee) Walker, 1969; Skeeter Webb, 1978; Hunter G. (Doc) Weddington, 1983; Ben Williams, 1997

OLE MISS SPORTS HALL OF FAME (Year Inducted): Billy Ray Adams, 1990; Whitey Adams, 2009; Warner Alford, 1999; Vaughn S. (Buddy) Alliston, Jr., 1996; Austin H. Applewhite (Charter Member), 1986; Kent Austin, 2000; Cynthia Autry, 2007; Bobby Bailless, 2010; Coolidge Ball, 1991; Calvin C. Barbour (Charter Member), 1986; Nick Barone, 2006; McNeil Doby Bartling (Charter Member), 1986; Preston (Pep) Bennett, 2005; Tony Bennett, 2003; Rex Reed Boggan, 1988; Treva G. (Bookie) Bolin, 1992; Jamie Booras, 1999; Marie Laure Bougnol, 2003; Arnold L. (Showboat) Boykin, 1988; Charlie Denver Brackeen, 1988; J. Kimble Bradley (Charter Member), 1986; Johnny Brewer, 1991; Allen Brown, 1989; Raymond L. Brown, 1988; Cecil Burford, 2007; Edmund Jack Burke, 1995; William Webster (Webb) Burke (Charter Member), 1986; John L. Cain (Coach), 1987; Jeff Calhoun, 2001; Lindy Callahan, 2009; Samuel Parker Carter (Charter Member), 1986; Van Chancellor, 2002; Carlos Clark, 2001; Angela Clay, 2005; William F. (Bill) Clay, 1996; Paloma Collantes, 2000; Charles A. (Charlie) Conerly, 1987; Eugenia Conner, 1995; Kimsey O'Neal Cooper, 2003; Jennis Paige Cothorn, 1988; Edward S. (Eddie) Crawford, 1988; James A. (Jimmy) Crawford, 1988; Bobby Crespino, 1991; Doug Cunningham, 1994; Chester H. Curtis (Charter Member), 1986; Roland H. Dale, 1987; J.W. (Wobble) Davidson, 1987; Sheila Sullivan Davis, 1995; Herman (Eagle) Day, 1988; Tony Dees, 2004; David Dellucci, 2010; Walter M. (Mike) Dennis, 1996; Kenneth D. Dill, 1989; Steve Dillard, 1997; John (Kayo) Dottley, 1987; Jim Dunaway, 1990; Doug Elmore, 1990; Joseph P. Evans (Charter Member), 1986; Kenneth D. Farragut, 1988; Charlie Flowers, 1988; Bobby Ray Franklin, 1988; Floyd Franks, 1993; John Lee Gainey Jr., 2002; H. William (Billy) Gates, 1992; Joe Gibbon, 1988; Jake Gibbs, 1989; Kline Gilbert, 1988; Jennifer Gillom, 1999; Peggie J. Gillom, 1996; Gerald Glass, 2002; Lan Gooch, 2005; Kyle Gordon, 2003; B.L. (Country) Graham (Charter Member), 1986; James Larry Grantham, 1995; Glynn Griffing, 1989; Louis Guy, 1994; Mac Haik, 2001; Parker Hall, 1987; Whaley Hall, 1995; Doug Hamley, 1987; Jeff Hamm, 2004; Merle Hapes, 1993; Harry Harrison, 1994; Kirk England Haynes (Charter Member), 1986; Jimmy Heidel, 2004; Jeff Herrod, 2001; Gaston H. Hewes (Charter Member), 1986; Gene Hickerson, 1988; Stanley C. Hindman, 1992; Steve Hindman, 1997; John A. (Junie) Hovious, 1987; Paul E. Husband, 1992; William H. Inzer (Charter Member), 1986; Robert (Cob) Jarvis, 1988; Teenehia Jones, 2008; George Kersh, 2000; Don Kessinger, 1989; Jimmy Keyes, 1998; Tommy Keyes, 1997; Robert Khayat, 1993; Frank M. (Bruiser) Kinard (Charter Member), 1986; Wesley I. (Doc) Knight, 1988; Cecil (Ike) Knox (Charter Member), 1986; Everett Lindsay, 2007; Jimmy Lear, 1988; Harol Lofton, 1999; Kris Mangum, 2008; Archie Manning, 1991; Jackie Martin-Glass, 2008; Deuce McAllister, 2010; Harry Mehre (Charter Member), 1986; Cary Middlecoff, 1987; James Gordon (Jim) Miller, 1995; V. B. Miller (Charter Member), 1986; Crawford Mims, 1988; Jerry Montgomery, 2010; John Montgomery, 1997; Stevon Moore, 2009; Yolanda Moore, 2010; Robert W. (Billy) Mustin, 1987; Agnes Muzamel, 2009; Jimmy Patton, 1988; Dave Peege, 2000; C. Alton (Ary) Phillips, 2008; George Barney Poole, 1987; James E. (Buster) Poole (Charter Member), 1986; Ray S. Poole, 1987; Jamey Price, 2005; Richard Price, 1994; Kelvin Pritchett, 2008; Jake Propst, 1998; Dave Randall, 1999; Jack Reed, 1999; Jerry Richardson, 1998; J. Lake Roberson, 1987; Carol Ross, 2001; Ernest Ross, 1998; Billy Sam, 1987; Mitchell T. Salloum (Charter Member), 1986; Farley (Fish) Salmon, 1993; William H. (Nub) Sanders, 1988; Todd Sandroni, 2006; Bernard W. (Bernie) Schreiber, 1988; Robert I. Schwartz (Charter Member), 1986; Alisa Scott, 2004; Ansu Sesay, 2010; Jack M. (Jackie) Simpson, 1988; Claude M. (Tad) Smith (Charter Member), 1986; L.A. Smith Jr. (Charter Member), 1986; Orma R. Smith (Charter Member), 1986; Ralph A. (Catfish) Smith, 2002; Chris Snopak, 2004; Glenda Springfield, 2002; Ralph Spry, 2003; Savante`

Stringfellow, 2007; John Busby Stroud, 1995; Thomas K. Swayze (Charter Member), 1986; Marvin Terrell, 1988; Andre Townsend, 2006; Chuck Trotter, 1987; Sean Tuohy, 1998; Thomas N. Turner (Charter Member), 1986; Elston Turner, 2000; Jim Urbanek, 2002; Thad (Pie) Vann, 1987; John H. Vaught, 1987; Dr. C. Ferrell Varner (Charter Member), 1986; Gerald H. (Gee) Walker, 1996; Wesley Walls, 2005; Jack Waters, 1990; Curtis Weathers, 2007; James L. (Skeeter) Webb, 1996; Hunter George (Doc) Weddington, 1992; Norris Weese, 1994; Hugh L. White (Charter Member), 1986; Ruben Davis Wilcox (Charter Member), 1986; Steve Wilkerson, 1997; Ben Williams, 1993; Charlie Williams, 1996; Larry Williams, 1991; Robert A. Wilson, 1988; Buddy Wittichen, 1998; Jimmy Yawn, 1990; Catherine Yelverton, 1997

ARKANSAS SPORTS HALL OF FAME (Year Inducted): Don Kessinger, 1981; Jim "Red" Parker (coach), 1988; John "Kayo" Dottley, 2001; Tommy Tuberville (coach), 2008; Charlie Flowers, 2010

TENNESSEE SPORTS HALL OF FAME: Eddie Crawford, 1996; Fran Spencer Chandler, 2007; Gene Hickerson, 2008

JACKSON-MADISON COUNTY (TENN.) SPORTS HALL OF FAME: Darron Billings, 2010; Fran Spencer Chandler, 1994; Shawn Cobb, 2010; Eddie Crawford, 1986; Kristen Goehring Lee; Edward Martindale, 2004; Jimmy Matthews, 1999; Dr. George W. Truett, 2002

DAVEY O'BRIEN LEGENDS AWARD: Archie Manning, 2004

ACADEMIC HONORS

ACADEMIC ALL-AMERICA: Charles Flowers, FB, 1959; Robert Khayat, G, 1959; Doug Elmore, QB, 1961; Stan Hindman, G, 1965; Mac Haik, SE, 1966; Steve Hindman, TB, 1968; Julian Fagan, P, 1969; Greg Markow, DE, 1974; George Plasketes, DE, 1977; Robert Fabris, SE, 1977; Ken Toler, WE, 1980; Danny Hoskins, OL, 1985; (2nd); Jeff Noblin, SS, 1985 (2nd); Danny Hoskins, OL, 1986; (1st); Jeff Noblin, SS, 1986 (2nd); Danny Hoskins, OL, 1987 (1st); Wesley Walls, TE, 1988 (1st); Todd Sandroni, FS, 1989 (1st); 1990 (2nd); Shawn Cobb, LB, 1990 (2nd); Kyle Wicker, DE, 1996 (2nd); Eli Manning, QB, 2001 (2nd); Cody Ridgeway, P, 2004 (1st); Rob Robertson, LB, 2004 (1st)

ACADEMIC ALL-SOUTHEASTERN: Leroy Reed, HB, 1956-57; Charles Flowers, FB, 1958-59; Robert Khayat, G, 1959; James Anderson, FB, 1960; Bookie Bolin, G, 1960; Doug Elmore, QB, 1961; Billy Ray Jones, G, 1961; Louis Guy, WB, 1962; Cecil Ford, T, 1963; Fred Roberts, FB, 1963; Mike Dennis, TB, 1964; Frank Lambert, P, 1964; Stan Hindman, G, 1965; Marvin McQueen, E, 1965-66; Dave Wells, WB-FB, 1965; Ray Bedingfield, C, 1965; Tommy Luke, DHB, 1965; Mac Haik, SE, 1966; Gerald Warfield, S, 1966; Julian Fagan, P, 1967-68-69; Steve Hindman, TB, 1967-68; Frank Trapp, LB, 1967; Joe Blount, LB, 1969; Claude Herard, DT, 1969; Dennis Coleman, DE, 1970; Reggie Dill, DE, 1971; John Gregory, OT, 1972; Norris Weese, QB, 1972-73; Harry Harrison, S, 1973; Rick Kimbrough, FLK, 1973-74; Larry Kramer, TB, 1973; Greg Markow, DE, 1973-74; Richard Clippard, OG, 1974; Kenns Lyons, QB, 1974; John MacNeill, C, 1974; Bill Small, SE, 1975; Bill Farris, DE-P, 1975; George Stuart, LB, 1976; George Plasketes, DE, 1977; Robert Fabris, SE, 1977; Gary Jones, SS, 1977; Murray Whitaker, OT, 1978; Bob Grefseng, DE, 1978; Ken Toler, WR, 1980; Johnny Burrow, DB, 1981-82; Kent Austin, QB, 1982-83-84-85; Allen Partin, OL, 1982; Steve Hendrix, FB, 1983; Dwayne Nesmith, LB, 1983; Benton Reed, T, 1983-84-85; Ricky Lindstrom, LB, 1984; Danny Hoskins, OG, 1984-85-86-87; Jeff Noblin, DB, 1984-85-86; Jud Alexander, OL, 1985; Bob Cheatham, OL, 1985; Jay Schimmel, DT, 1985-86-87; Bryan Owen, K, 1986-87; Wesley Walls, DE-TE, 1986-87-88; Robert Cagle, OT, 1987-88; John Darnell, QB, 1987-89; Shawn Cobb, LB, 1987-88-89-90; Butch Davenport, FS, 1987; Sonny Harbuck, OG, 1987; Greg Lee, TE, 1987; Todd Sandroni, FS, 1987-88-89-90; Deron Zeppelin, TE, 1987-88-89; Jay Hopson, DB, 1988-89-90-91; Ronnie McKinney, RB, 1988-89; Dawson Pruett, C, 1988-89-90; Darryl Smith, DL, 1988; Chauncey Godwin, CB, 1989-90-91; Lee Lott, OT, 1989; Tom Luke, QB, 1989-90-91; Gerald McAllister, DB, 1989; Jack Muirhead, LB, 1989; Camp Roberts, TE, 1989; Trea Southerland, DB, 1989-90-91-92; Scott Swatzell, RB, 1989-90-91; Brian Cagle, DT, 1990; Cliff Dew, OL, 1990; Jody Hill, LB, 1990; Brian Lee, K, 1990-91-92; Monty Perry, OL, 1990; David Harris, DT, 1991-92-93; Robbie Little, WR, 1991; Rogers Stephens, K, 1991-92; Abner White, C, 1991; Franz Lorio, C, 1992-93; Lynn Ross, LB, 1992; Joel Jordan, OL, 1992-93; Greg Morris, WR, 1992-93; Paul Head, QB, 1993-94-95-96; Michael Lowery, DB, 1993; Sean O'Malley, NG, 1993; Deano Orr, FB, 1993; David Vinson, C, 1993-94-95; Kyle Wicker, LB, 1993-94-95, DE, 1997; Trey Wicker, TE, 1993-94-95; Andy Berger, WR, 1994; Boyd Kitchen, OT, 1994-95-96-97; Nakia Magee, CB, 1994-95-96; Darrrell Moncus, C, 1994; Tim Montz, K, 1994; Frank Wilson, TE, 1994-95; Eric Bubrig, C-OT, 1995-96; Chris Cola, OG, 1995, DT, 1996; Randall Green, P-K, 1995-96-97; Lance Harrison, TE, 1995; Walker Jones, SS, 1995, LB, 1996-97; Chris May, OG, 1995; Todd Vowell, QB, 1995; Tyler Craddock, LB, 1996; Walt Hill, H-B, 1996, LB, 1997-98; Matt Luke, C, 1996-97-98; Sam Owen, CB, 1996-97; Stewart Patridge, QB, 1996-97; Tutan Reyes, OT, 1996, 1999; Nick Sagona, P, 1996; G. Davis Wilson, OG, 1996-97-98; Joey Embry, OL, 1997; Kendrick Hickman, OT, 1997; Matt Wells, LB, 1997; Amzie Williams, LB, 1998-99-2000-01; Ross Barkley, WR, 1999-2000; German Bello, OL, 1999-2000-01-02; Todd Campbell, WR, 1999; Ben Claxton, C, 1999, 2001-02; Reagan King, P, 1999-2000-01; Ronnie Letson, WR, 1999;

Jason Partin, LB, 1999; David Peden, OL, 1999-2000; Chico Chandler, RB, 2000; Thomas Gee, LB, 2000-01; Theo Harris, OL, 2000; Walker Hunsicker, DE, 2000; Von Hutchins, DB, 2000-01-02; Rickey Jones, LB, 2000; Eli Manning, QB, 2000-01-02-03; John Meeks, RB, 2000; Jesse Mitchell, DT, 2000; Jamil Northcutt, LB, 2000-01-02-03; Justin Sawyer, TE-OL, 2000-01; Wes Scott, DB, 2000-01-02-03; Brad Synnott, OL, 2000-01; L.J. Taylor, WR, 2000-01; Justin Wade, LB, 2000; Les Binkley, K, 2001; Ben Boatright, K, 2001-02-03; Ben Craddock, P-H, 2001; Belton Johnson, OT, 2001; John McGarvey, OL, 2001; Charlie Perkins, C, 2001; Don Prince, OL, 2001; Daniel Booth, DL, 2002-03-04; Johnny Ducking, LB, 2002-03; Bo Hartsfield, TE, 2002-03-04; Adam King, DB, 2002; Matt Koon, OL, 2002; Jonathan Nichols, K, 2002-03-04; Chad Pilcher, RB, 2002-03; Cody Ridgeway, P, 2002-03-04; Rob Robertson, LB, 2002-03-04; Tre' Stallings, OL, 2002; Shelby Van Every, OL, 2002-03; Doug Zeigler, TE, 2002; Ethan Flatt, QB, 2002-04-05; Andrew Wicker, DL, 2002-03-04-05-06; Paul Bowers, RB, 2003; Adam Hayes, WR, 2003-04; Anthony Hobgood, TE, 2003; Ryan Jones, OL, 2003-04-05; Sidney McLaurin, C, 2003-04-05-06; Shae Orrell, P-K, 2003; Keith White, DB, 2003-04; Andrew Wilson, K, 2003; Charles Clark, DB, 2003; Thomas Eckers, OL, 2003; Jeremy Garrett, DL, 2003-04; Darryl Harris, OL, 2003; Robert Hough, TE, 2003; Robert Lane, QB, 2003; Trumaine McBride, DB, 2003-04-05-06; Patrick Willis, LB, 2003-06; William Griffin, WR, 2004; Seth Michaelson, RB, 2004; Joe Williams, DL, 2004; Chris Bowers, 2004; Paul Eck, QB, 2004; Corey Mills, DL, 2004; Robert Bass, K, 2005; Will Moseley, K, 2005-06; Reid Neely, OL, 2005-06-07-09; Justin Sparks, K, 2005-09; Christian Albarracin, 2006-07; Jason Cook, FB, 2006-07-08; Paul Hurd, OL, 2006-07; Brent Smith, OL, 2006-07-08; Billy Tapp, QB, 2006-07-08-09; Daverin Gerald, OL, 2006-07-08-09; Micheal Herrick, QB, 2006-07; Joshua Shene, K, 2006-07-08-09; Isaiah Smith, LB, 2007; Jevan Snead, QB, 2007-08-09; David Traxler, TE, 2007; Ben Benedetto, FB, 2008-09; Zack Brent, OL, 2008-09; Martin Fisher, K, 2008; Clay Fowler, QB, 2008; Gerald Harris, TE, 2008-09; Andy Hartmann, FB, 2008-09; Ben Meadows, K, 2008; Vincent Moss, WR, 2008-09; Wesley Phillips, LS, 2008-09-10; Devin Thomas, RB, 2008-09-10; Richie Contartesi, WR, 2009-10; David Hankins, K, 2009; Kyle Horine, WR, 2009; Jason Jones, LB, 2009; Josh Lancaster, LB, 2009; Jeremy McGee, CB, 2009; Don Mosely, OL, 2009; Bryan Powers, P, 2009; Lawon Scott, DL, 2009; Michael Brown, OL, 2009; Tyler Campbell, P, 2009-10; Joel Kight, LB, 2009-10; Andrew Ritter, K/P, 2009-10; D.T. Shackelford, LB, 2009-10; Justin Bigham, FB, 2010; Chris Conley, P, 2010; Jacob Hickman, LS, 2010; Reggie Hicks, TE, 2010; Josh Lancaster, LB, 2010; Jack Nuismer, TE, 2010; Chad Phillips, LS, 2010; Evan Swindall, C, 2010; Chase Hughes, C, 2010

H. BOYD MCWHORTER SEC SCHOLAR-ATHLETE OF THE YEAR: Jeff Noblin, 1987, Medicine; Danny Hoskins, 1988, Chemical Engineering; Rob Robertson, 2005, Biological Science

AMERICAN FOOTBALL COACHES ASSOCIATION (AFCA) SCHOLAR-ATHLETE TEAM: Kyle Wicker, DL, 1994

RHODES SCHOLARS: Richard C. Beckett, Jr., RE, 1907; Louis M. Jiggitts, HB, 1919; Myers Smith MacDougal, S, 1926; Robert Childres, HB, 1958

NCAA TODAY'S TOP VIII: Eli Manning, QB, 2003

NCAA POSTGRADUATE SCHOLARSHIP: Stan Hindman, G, 1966; Steve Hindman, TB, 1969; Ken Toler, SE, 1981; Kent Austin, QB, 1986; Jeff Noblin, FS, 1987; Danny Hoskins, OL, 1988; Wesley Walls, TE-OLB, 1989; Todd Sandroni, FS, 1990; Rob Robertson, LB, 2005

NATIONAL ASSOCIATION OF COLLEGIATE ATHLETIC DIRECTORS/DISNEY SCHOLAR-ATHLETE AWARD: Todd Sandroni, Pharmacy, 1991

NATIONAL FOOTBALL FOUNDATION SCHOLAR-ATHLETE AWARDS: Steve Hindman (tie), TB, 1968; Medicine; Norris Weese, QB, 1973; Accounting; Dick Lawrence, OT, 1975, Business; Kent Austin, QB, 1985, Business; Jeff Noblin, DB, 1986, Medicine; Danny Hoskins, OL, 1987, Chemical Engineering; Wesley Walls, TE-OLB, 1988, General Engineering; Eli Manning, QB, 2003, Marketing

NATIONAL FOOTBALL FOUNDATION (Ole Miss Chapter) SOUTHERN REGION SCHOLAR-ATHLETE: Jonathan Gibson, OL, 1991

NATIONAL FOOTBALL FOUNDATION (Ole Miss Chapter) NATIONAL HONOR SOCIETY: Will Moseley, K, 2007

NATIONAL FOOTBALL FOUNDATION SCHOLAR-ATHLETE AWARDS (Ole Miss Chapter): 1966: David Wells, WB, 1967: Archie Manning, QB; Jim Poole, TE, 1979: Alan Partin, OT, 1981: Kent Austin, QB; William Johnson, LB; Benton Reed, DT; Michael Smith, TE; Eric Truitt, DB; Barry Wilburn, DB, 1982: Jud Alexander, OG; Dean Brown, SE; Jeff Giles, OL; Ricky Lindstrom, LB; Jeff Price, RB; Curtis Rockwell, OL, 1983: Bob Cheatham, OT; Danny Hoskins, C; Clark Richey, OG; Woody Soehn, OT, 1984: David Caldwell, QB; John Carlton, DT; James "Sonny" Harbuck, OT; Jay Schimmel, DT; Robert "Thunder" Smith, RB; Shawn "Lightning" Sykes, RB, 1985: John "Butch" Davenport, LB; Stanley Johnson, DB; Gerald McAllister, TB; Wesley Walls, DE, 1986: Sandy Baker, OL; Brian Cagle, DT; Robert Cagle, OG; Shawn Cobb, LB; Lee Lott, C; Todd Sandroni, DB, 1987: Chauncy Godwin, DB, 1988: Dwayne Amos, DB; Tom Luke, QB; Russ Shaws, QB; Trea Southerland, DB, 1989: David Harris, DE; Joel Jordan, C; Brian Lee, K; Brian Mays, DG, 1990: Lance Berry, K; Patrick Brown, LB; Bert Carruth, DB, 1991: Jonathan Gibson, OL; Trey Wicker, DE, 1992: Paul Head, QB; Michael Lowery, DB; Jeremy Morris, DT; Kyle Wicker, LB, 1993: Eric Bubrig, OG; Randall Green, K; Broc Kreitz,

QB; Nikki Magee, CB. 1994: Darryl Gibbs, DE; Walker Jones, WR. 1995: Jamie Baucom, OL; Paul Carrillo, QB; Joey Embry, OL; Ronnie Heard, DB; Matt Luke, OL; Sam Owen, WR; Britt Wicker, LB. 1996: Chad Cook, LB; Daniel Galloway, LB; Grant Heard, WR; Reagan King, P; Amzie Williams, LB. 1997: Jamie Armstrong, WR; Justin Coleman, DB; Mike Hamilton, OL; Matt Koon, TE; John McCarvey, OL. 1998: German Bello, OL; Justin Blake, DE; Chico Chandler, LB; Ben Claxton, C; Yahrek Johnson, DE. 1999: Theo Harris, OL; Von Hutchins, WR; Jamil Northcutt, LB; Justin Sawyer, TE; Wes Scott, WR. 2000: Thomas Daniel Booth, DT; Johnny Ducking, LB; William "Bo" Hartsfield, TE; Jonathan Nichols, PK; Cody Ridgeway, P; George "Rob" Robertson, LB. 2001: Brandon Jacobs, RB; Micheal Spurlock, QB; Tre' Stallings, OL; Bryant Thomas, DB. 2002: Dedrick Clark, DL; Ethan Flatt, QB; Andrew Wicker, DL. 2003: Vicente DeLoach, DL; Darryl Harris, OL; Robert Lane, QB; Trumaine McBride, DB; Patrick Willis, LB. 2004: Chris Bowers, DE; Jason Cook, FB; Paul Eck, QB; Maurice Miller, OL; Dustin Mouzon, DB; David Traxler, OL. 2005: Michael Hicks, WR; Justin Sparks, K; Billy Tapp, QB. 2006: Daverin Gerald, DL; Michael Herrick, QB; Joshua Shene, K; Marcus Tillman, DL. 2007: Colby Arcenuax, DB; Isaiah Smith, LB. 2008: Brandon Bolden, RB; Nathan Stanley, QB; Devin Thomas, RB. 2009: Michael Brown, OL; Tyler Campbell, P; Joel Kight, LB; D.T. Shackelford, LB. 2010: Chase Hughes, C; Mike Marry, LB.

COMMUNITY/HUMANITARIAN AWARDS

SEC SPORTSMANSHIP AWARD: Rodney Scott, RB, 2010
SEC GOOD WORKS TEAM: David Knott, FS, 1995; Walker Jones, LB, 1996-97; Gary Thigpen, CB, 1998; Deuce McAllister, RB, 1999; Romaro Miller, QB, 2000; Syniker Taylor, CB, 2001; Lanier Goethie, LB, 2002; Eli Manning, QB, 2003; Jonathan Nichols, PK, 2004; Kelvin Robinson, LB, 2005; Patrick Willis, LB, 2006; Jason Cook, FB, 2007; David Traxler, TE, 2008; Dexter McCluster, RB-WR, 2009; Jerrell Powe, DT, 2010
AMERICAN FOOTBALL COACHES ASSOCIATION (AFCA) GOOD WORKS TEAM: Kyle Wicker, DL, 1996; Walker Jones, LB, 1997; Deuce McAllister, RB, 1999; Romaro Miller, QB, 2000; Eli Manning, QB, 2002; Jamil Northcutt, LB, 2003; Jason Cook, FB, 2007
SEC COMMUNITY SERVICE POSTGRADUATE SCHOLARSHIP: Walker Jones, LB, 1997
RED BLAIK ALL-AMERICA FOOTBALL FOUNDATION OUTSTANDING LEADERSHIP AWARD: Todd Wade, OT, 1999; Deuce McAllister, RB, 2000; Terrence Metcalf, OT, 2001; Eddie Strong, LB, 2002; Eli Manning, QB, 2003; Michael Oher, OT, 2008; Jevan Snead, QB, 2009
SPORTING NEWS RADIO SOCRATES AWARD: Eli Manning, QB, 2003
BYRON "WHIZZER" WHITE HUMANITARIAN AWARD: Archie Manning, 1978
NATIONAL FOOTBALL FOUNDATION DISTINGUISHED AMERICAN AWARD: Chancellor Robert C. Khayat, 2003
NATIONAL FOOTBALL FOUNDATION CHAPTER PRESIDENTS AWARD: Frank O. Crosthwait Jr., 1991
NATIONAL FOOTBALL FOUNDATION DISTINGUISHED AMERICAN AWARD (Ole Miss Chapter): Junie Hovious, 1979; Charlie Conerly, 1980; J. W. "Wobble" Davidson, 1981; Jim Ingram, 1982; Ray Poole, 1983; Dr. Wayne Terry Lamar, 1984; Charlie Flowers, 1985; Parker Hall, 1986; Kenneth D. Dill, 1987; Arnold L. "Showboat" Boykin, 1988; Robert C. Khayat, 1989; Eddie Crawford, 1990; Ben Williams, 1991; George P. Hewes, III, 1992; Warner Alford, 1993; Bobby Ray Franklin, 1994; Richard Price, 1995; Farley Salmon, 1996; Gregory Scott Walker, 1997; Preston (Pep) Bennett, 1998; Billy Ray Adams & Louis Guy, 2000; Reed Davis, 2001; Archie Manning, 2002; Deuce McAllister, 2004; Jimmy Lear, 2005; Curtis Weathers, 2006; Preston Carpenter, 2007; Bo Bowen, 2008; Wesley Walls, 2009; Jimmy "Tank" Crawford, 2010
NATIONAL FOOTBALL FOUNDATION CONTRIBUTION TO AMATEUR FOOTBALL AWARD (Ole Miss Chapter): Edwin "Goat" Hale, 1979; Governor William Winter, 1980; Robert Schwartz, 1981; Dr. Gerry Hopkins, 1982; Senator James O. Eastland, 1983; Clifford G. Worsham, 1984; Dr. Paul H. Moore, 1985; C. D. "Red" Galey, 1986; Lee T. Cossar, 1987; S. D. "Dee" Collins, 1988; Harold C. Kelly, 1989; James N., Butler, 1990; Bill Ross, 1991; Frank O. Crosthwait, Jr., 1992; Billy Brewer, 1993; Dr. Jerry Hollingsworth, 1994; Michael S. Starnes, 1995; Steve Davenport, 1996; Dr. R. Jerry Hornsby, 1997; Max W. Williams, 1998; Lyman Hellums & Stan Torgerson, 2000; Leroy Mullins, 2001; Dickie Scruggs, 2002; David O. McCormick, 2004; Bert Allen, 2005; Mike Glenn, 2006; Dr. Robert A. Weems, 2007; Shepard Smith, 2008; Butch Lambert Jr., 2009; Michael Rubenstein, 2010
CBS/TOYOTA LEADER OF THE YEAR: Todd Sandroni, FS, 1990
ARMY ROTC/THE SPORTING NEWS "BUILDING SUCCESSFUL FUTURES" AWARD: Sheldon Morris, WR, 1997
PAT TILLMAN PATRIOT AWARD: Tony Fein, LB, 2007
AUTOZONE LIBERTY BOWL DISTINGUISHED CITIZEN AWARD: Dr. Robert C. Khayat, 2007

PROFESSIONAL FOOTBALL HONORS

ALL-PROFESSIONAL: Frank M. Kinard, T, 1938-40-44-46; James E. Poole, E, 1939-40-46, Parker Hall, HB, 1939; Charles Conerly, HB-QB, 1948-57-59; Ray Poole, E, 1950; Jimmy Patton, DHB, 1958-59-60-61-62; Larry Grantham, LB, 1960-61-61-63-64 (AFL); Jim

Dunaway, DT, 1966-68 (AFL); Gene Hickerson, OG, 1966; 1968-69-70 (Chosen Outstanding Blocker in NFL, 1968); Archie Manning, QB, 1978; Barry Wilburn, DB, 1987; Wesley Walls, TE, 1996-97-98-99; Patrick Willis, LB, 2007-09-10

ATHLETIC ACHIEVEMENT AWARDS

OUTSTANDING COLLEGE BACK IN AMERICA: Archie Manning, QB, 1969 (Walter Camp Memorial Award, Washington Touchdown Club)
FOOTBALL DIGEST NATIONAL PLAYER OF THE YEAR: Charlie Conerly, 1947
MAXWELL AWARD (Nation's Top Player): Eli Manning, QB, 2003
JOHNNY UNITAS GOLDEN ARM AWARD (Nation's Top Senior Quarterback): Eli Manning, QB, 2003
DICK BUTKUS AWARD (Nation's Top Linebacker): Patrick Willis, LB, 2006
DICK BUTKUS AWARD (Top Pro Linebacker): Patrick Willis, LB, 2009
LAMBERT AWARD (Nation's Top Linebacker): Patrick Willis, LB, 2006
LOU GROZA AWARD (Nation's Top Kicker): Jonathan Nichols, K, 2003
 playboy coach of the year: John Vaught, 1960
NATIONAL QUARTERBACK CLUB AWARD (National Collegiate Quarterback of the Year): Eli Manning, QB, 2003
SOUTHEASTERN CONFERENCE PLAYER AWARDS (SEC COACHES): Player of the Year—Eli Manning, QB, 2003; Offensive Player of the Year—Eli Manning, QB, 2003; Defensive Player of the Year—Patrick Willis, LB, 2006; Special Teams Player of the Year—Jonathan Nichols, K, 2003
SOUTHEASTERN CONFERENCE PLAYER AWARDS (AP): Offensive Player of the Year—Eli Manning, QB, 2003; Defensive Player of the Year—Patrick Willis, LB, 2006
SOUTHEASTERN CONFERENCE PLAYER AWARDS (UPI): Player of the Year—Jake Gibbs, QB, 1960; Offensive Player of the Year—Archie Manning, QB, 1969
ATLANTA CONSTITUTION SUPERLATIVES (SEC): Lineman of the Year: Marvin Terrell, G, 1959
ATLANTA JOURNAL SEC MOST VALUABLE PLAYER: Charlie Conerly, 1947
COMMERCIAL APPEAL SEC PLAYER OF THE YEAR: Eli Manning, QB, 2003
NASHVILLE BANNER SEC PLAYER OF THE YEAR: Charles A. Conerly, HB, 1947; Jake Gibbs, QB, 1960; Archie Manning, QB, 1969
TOUCHDOWN CLUB OF ATLANTA AWARDS (SEC): Back of the Year—Charles A. Conerly, HB, 1947; Jake Gibbs, QB, 1960; Glynn Griffing, QB, 1962; Archie Manning, QB, 1969 (First Junior to be named); Eli Manning, QB, 2003; Lineman of the Year—Kenny Dill, C-LB, 1963
TOUCHDOWN CLUB OF ATLANTA SHUG JORDAN AWARD (Top Southeast Offensive Lineman): Michael Oher, OT, 2008
BIRMINGHAM QUARTERBACK CLUB AWARDS (SEC): Most Valuable Lineman—Marvin Terrell, G, 1959; Whaley Hall, T, 1963; Kris Mangum, 1996; Terrence Metcalf, OT, 2001; Most Valuable Back—Archie Manning, QB, 1969; Eli Manning, QB, 2003
LITTLE ROCK TOUCHDOWN CLUB AWARDS (SEC): Defensive Player of the Year—Patrick Willis, LB, 2006
COACH AND ATHLETE AWARD: Player of the Year in the Southeastern Area— Archie Manning, QB, 1969
MIAMI TOUCHDOWN CLUB (Fame) AWARD: Outstanding College Back in America: Archie Manning, QB, 1969
JACOBS BEST BLOCKER AWARD (SEC): Buddy Bowen, BB, 1947; Crawford Mims, G, 1953; Paige Cothorn, FB, 1955; Everett Lindsay, OT, 1992; Michael Oher, OT, 2008
CONERLY TROPHY: Stewart Patridge, QB, 1997; Deuce McAllister, RB, 1999; Eli Manning, QB, 2001; Eli Manning, QB, 2003; Patrick Willis, LB, 2006
JACKSON CLARION-LEDGER MISSISSIPPI SPORTS PERSON OF THE YEAR: Eli Manning, QB, 2003
JACKSON TOUCHDOWN CLUB SPORTSMAN OF THE YEAR: Archie Manning, 1969; Norris Weese, 1974; Archie Manning (Pro), 1979; Wesley Walls, 1989; Rufus French, 1998; Eli Manning, 2003
JACKSON TOUCHDOWN CLUB MISSISSIPPI PROFESSIONAL ATHLETE OF THE YEAR: Wesley Walls, 1997; Deuce McAllister, 2002
TENNESSEE MALE AMATEUR ATHLETE OF THE YEAR: Patrick Willis, 2007
COMMUNIGROUP MISSISSIPPI OFFENSIVE LINEMAN OF THE YEAR: Dawson Pruett, 1990; Everett Lindsay, 1992

COACHING/STAFF HONORS

AFCA DIVISION I-A REGION 2 COACH OF THE YEAR: David Cutcliffe, 2003; Houston Nutt, 2008
FCA NATIONAL COACH OF THE YEAR: Houston Nutt, 2009
SOUTHEASTERN CONFERENCE COACH OF THE YEAR (SEC COACHES): John Vaught, 1947 & 1962; David Cutcliffe, 2003; Houston Nutt, 2008
SOUTHEASTERN CONFERENCE COACH OF THE YEAR (AP): John Vaught, 1947-48-54-55-

60-62; Ken Cooper, 1975; Tommy Tuberville, 1997; David Cutcliffe, 2003
SOUTHEASTERN CONFERENCE COACH OF THE YEAR (UPI): John H. Vaught, 1960-62; Ken Cooper, 1975; Billy Brewer, 1986
BIRMINGHAM NEWS SEC COACH OF THE YEAR: Billy Brewer, 1990
NASHVILLE BANNER SEC COACH OF THE YEAR: John H. Vaught, 1947, 1962; Ken Cooper, 1975; Billy Brewer, 1990
TOUCHDOWN CLUB OF ATLANTA SEC COACH OF THE YEAR: John H. Vaught, 1947; Houston Nutt, 2008
COLUMBIA, S.C., TOUCHDOWN CLUB MAJOR COLLEGE COACH IN THE SOUTH: Ken Cooper, 1975
FOOTBALLSCOOP.COM NATIONAL SPECIAL TEAM COORDINATOR OF THE YEAR: James Shibest, 2008
PROFESSIONAL FOOTBALL STRENGTH & CONDITIONING COACHES SOCIETY COLLEGIATE STRENGTH & CONDITIONING COACH OF THE YEAR: Don Decker, 2010
COLLEGE SPORTS INFORMATION DIRECTORS OF AMERICA HALL OF FAME: Billy Gates, 1969; Langston Rogers, 1990
COLLEGE SPORTS INFORMATION DIRECTORS OF AMERICA ARCH WARD AWARD: Langston Rogers, 2001
COLLEGE SPORTS INFORMATION DIRECTORS OF AMERICA TRAILBLAZER AWARD: Langston Rogers, 2008
MISSISSIPPI SPORTS WRITERS ASSOCIATION HALL OF FAME: Billy Gates, 1981; Jimmie McDowell, 1981; Langston Rogers, 1997
MISSISSIPPI ATHLETIC TRAINERS' ASSOCIATION HALL OF FAME (Year Inducted): Wesley I. (Doc) Knight, 2003 (Charter Member); Leroy Mullins, 2004

BOWL AWARDS

SUGAR: Outstanding Player—Ray Brown, QB, 1958; Bobby Franklin, QB, 1960; Jake Gibbs, QB, 1961; Glynn Griffing, QB, 1963; Archie Manning, QB, 1970. **COTTON:** Outstanding Back—Eagle Day, 1956; Eli Manning, QB, 2004; Outstanding Lineman—Buddy Allison, G, 1956; Josh Cooper, DL, 2004; Offensive Most Valuable Player—Dexter McCluster, RB-WR, 2009, 2010; Defensive Most Valuable Player—Marshay Green, DB, 2009. **GATOR:** Most Valuable Player, Winning Team—Bobby Franklin, QB, 1958. Most Valuable Player, Losing Team—Archie Manning, QB, 1971; Tyrone Ashley, DB, 1991. **LIBERTY:** Outstanding Offensive Lineman—Charles Horton, C, 1965; Worthy McClure, ST, 1968; Outstanding Defensive Lineman—Lee Garner, LB, 1965; Most Valuable Player, Outstanding Offensive Back—Steve Hindman, TB, 1968; Outstanding Defensive Back—Robert Bailey, M, 1968; Most Valuable Player—Randy Baldwin, RB, 1989; Cassius Ware, LB, 1992; Outstanding Offensive Player—Randy Baldwin RB, 1989; Russ Shows, QB, 1992; Outstanding Defensive Player—Jeff Carter, FS, 1989; Cassius Ware, LB, 1992. **PEACH:** Most Valuable Player, Offense—Norris Weese, QB, 1971; Most Valuable Player, Defense—Crowell Armstrong, LB, 1971. **INDEPENDENCE:** Most Valuable Player, Defense—Andre Townsend, DT, 1983; Kendrick Clancy, 1998; Tim Strickland, DB, 1999; Most Valuable Player, Offense—Mark Young, QB, 1986; Romaro Miller, QB, 1998; Eli Manning, QB, 2002. **FORD MOTOR CITY:** Most Valuable Player—Stewart Patridge, QB, 1997
SPORTS ILLUSTRATED ALL-BOWL TEAM: Matt Luke, C, 1998; Les Binkley, K, 1999; Todd Wade, OT, 1999; Cliff Woodruff, OL, 2004
COLLEGE FOOTBALL NEWS.COM ALL-BOWL TEAM: Belton Johnson, OT, 2002
COTTON BOWL HALL OF FAME: Eagle Day, QB, 2003
INDEPENDENCE BOWL HALL OF HONOR: Mark Young, QB, 1999; Billy Brewer, head coach, 2000; Wesley Walls, TE, 2001; David Cutcliffe, head coach, 2003; Deuce McAllister, RB, 2006
ALL-TIME BOWL TEAMS—SUGAR (1955-62): Ray Brown, QB, 1958; Charles Flowers, FB, 1960; Bobby Franklin, QB, 1960; Gene Hickerson, T, 1958; Jackie Simpson, G, 1958; **(All-Time Team):** Ray Brown, B, 1935-59; Jim Dunaway, T, 1959-84; Jake Gibbs, P, 1959-84; **ORANGE (75th Anniversary All-Time Team):** Frank M. Kinar, T, 2008

ALL-STAR TEAM AWARDS

SENIOR BOWL: Outstanding Player—Glynn Griffing, QB, 1963; Outstanding South Team Lineman—Jackie Simpson, G, 1958; Hanson Churchwell, G, 1959; Ken Kirk, C, 1960 (co-c); Outstanding South Team Back—Bobby Crespino, WB, 1961. Most Valuable Offensive Player—John Fourcade, QB, 1987; Most Valuable Defensive Player—Patrick Willis, LB, 2007; **SENIOR BOWL: 1994 All-Senior Bowl/NFL Dream Team**—Tony Bennett; **BLUE-GRAY GAME:** Outstanding Lineman—Henry Linton, T, 1953; Most Valuable Defensive Player, Gray Squad—Pete Harris, LB, 1992; Outstanding Offensive Player, Gray Squad—Roell Preston, WR, 1994; Outstanding Defensive Player, Gray Squad—Abdul Jackson, LB, 1994. **NORTH-SOUTH GAME:** Most Valuable Player—Crawford Mims, G, 1953; **HULA BOWL:** Outstanding Offensive Player—Norris Weese, QB, 1974; Most Valuable Defensive Player—Freddie Joe Nunn, DE, 1984

GAME AWARDS

ESPN NATIONAL PLAYER OF THE WEEK: Stewart Patridge, QB, vs. LSU, 1997
CBS SPORTSLINE PLAYER OF THE WEEK: Deuce McAllister, RB, vs. Arkansas, 1999
COMPAQ BEST KICKOFF RETURN OF THE WEEK: Deuce McAllister, RB, vs. Arkansas, 1999
WALTER CAMP NATIONAL OFFENSIVE PLAYER OF THE WEEK: Dexter McCluster, RB, vs. Tennessee, 2009.
AT&T ALL-AMERICA PLAYER OF THE WEEK: Dexter McCluster, RB-WR, vs. Tennessee, 2009.
NATIONAL LINEMAN OF THE WEEK: James (Bud) Slay, E, vs. Maryland, 1952 (AP); Allen Green, C-KS, vs. Arkansas, 1960 (AP); Jim Dunaway, T, vs. LSU, 1962 (SI-Sports Illustrated); Jimmy Keyes, MG, vs. Memphis State, 1965 (SI); Jerry Richardson, DE, vs. Tennessee, 1966 (AP); Fred Brister, LB, vs. Tennessee, 1969 (AP); Crowell Armstrong, LB, vs. Alabama, 1970 (AP); Ben Williams, DT, vs. Villanova, 1973 (AP); Mike Pittman, DT, vs. Georgia, 1976 (AP)
NATIONAL BACK OF THE WEEK: Paige Cothren, FB, vs. Arkansas, 1955 (AP); Bobby Franklin, QB, Miss. State 1958 (AP); Jake Gibbs, QB, vs. Miss. State, 1960 (AP); Archie Manning, QB, vs. LSU, 1968 (AP); Archie Manning, QB, vs. Alabama, 1969 (AP); Archie Manning, QB, vs. LSU, 1969 (SI)
RIVALS.COM NATIONAL OFFENSIVE PLAYER OF THE WEEK: Deuce McAllister, RB, vs. Mississippi State, 2000
RIVALS.COM NATIONAL FRESHMAN OF THE WEEK: Dexter McCluster, WR, vs. Memphis, 2006
NATIONAL DEFENSIVE PLAYER OF THE WEEK (Sports Illustrated): Brian Moreland vs. Notre Dame, 1977; Jeff Herrod vs., Arkansas State, 1987; Chris Mitchell vs. Arkansas, 1990
NATIONAL DEFENSIVE PLAYER OF THE WEEK (FWAA/Bronko Nagurski): Matt Grier vs. Florida, 2002
NATIONAL BACKFIELD OF THE WEEK (UPI): Jimmy Patton, LHB, vs. Tulane, 1953; Paige Cothren, FB, vs. Arkansas, 1955; Louis Guy, WB, vs. Tennessee, 1962; Archie Manning, QB, vs. Alabama, 1969; Archie Manning, QB, vs. LSU, 1969
SOUTHEASTERN LINEMAN OF THE WEEK: Allen Green, C-KS, vs. Arkansas, 1960 (AP); Rocky Fleming, WB, vs. Tennessee, 1965 (UPI); Jim Urbanek, DT, vs. Houston, 1966 (AP); Jerry Richardson, DE, vs. Tennessee, 1966 (AP); Fred Brister, LB, vs. Tennessee, 1969 (AP); Crowell Armstrong, LB, vs. Alabama, 1970 (AP); Elmer Allen, DT, vs. LSU 1971 (AP); Ben Williams, DT, vs. Villanova, 1973 (AP); Richard (Stump) Russell, LB, vs. Missouri 1974 (AP); George Stuart, LB, vs. Alabama 1976 (AP); Mike Pittman, DT, vs. Georgia, 1976 (AP); Charlie Cage, DT, vs. Notre Dame, 1977 (AP); George Plasketes, DE, vs. Tennessee, 1977 (AP); Eddie Cole, LB, vs. Memphis St. 1978, (AP); James Otis, DE, vs. Tennessee, 1979 (AP); Andre Townsend, DT, vs. Vanderbilt, 1983 (AP); Freddie Joe Nunn, DE, vs. Memphis State, 1984 (AP), vs. Arkansas, 1984 (AP), vs. Mississippi State, 1984 (AP); Dan Boyce vs. Tulane, 1984 (AP)
SOUTHEASTERN OFFENSIVE PLAYER OF THE WEEK (AP): Paige Cothren, FB, vs. Arkansas, 1955; Bobby Franklin, QB, vs. Miss. State, 1958; Jake Gibbs, QB, vs. Miss. State, 1960; Archie Manning, QB, vs. Memphis State and LSU, 1968; vs. Georgia, LSU and Tennessee, 1969; vs. Alabama and Georgia, 1970; Norris Weese, QB, vs. LSU, 1971; vs. Mississippi State, 1972; James Reed, TB, vs. Tennessee, 1973; Tim Ellis, QB vs. Georgia, 1976; Tim Ellis and Bobby Garner vs. Notre Dame, 1977; Malvin Gipson vs. Vanderbilt 1980; Timmy Moffett, WR, vs. Mississippi State, 1983; Kent Austin, QB, vs. Arkansas, 1983; vs. Vanderbilt, 1985; Chris Osgood, QB, vs. Memphis State, 1986
SOUTHEASTERN DEFENSIVE PLAYER OF THE WEEK (AP): Howard Moss, SS, vs. LSU, 1986; Jeff Herrod, LB, vs. Arkansas State, 1987
SOUTHEASTERN DEFENSIVE PLAYER OF THE WEEK (UPI): Jimmy Keyes, LB, vs. Georgia, 1967; Robert Bailey, M, vs. Alabama, 1968; Glenn Cannon, S, vs. Tennessee, 1969; Ben Williams, DT, vs. Missouri, 1974; Ben Williams, MG, vs. Southern Miss. and Tennessee, 1975; Gary Turner, DE, vs. Georgia, 1975; George Stuart, LB, vs. Alabama, 1976; Mike Pittman, DT, vs. Georgia, 1976; Charlie Cage, DT, vs. Notre Dame, 1977; George Plasketes, DE, vs. Auburn and Tennessee, 1977; James Otis, DE, vs. Tennessee, 1979; Andre Townsend, DT, vs. Vanderbilt, 1982; Eric Truitt, DB, vs. Vanderbilt, 1983
SOUTHEASTERN OFFENSIVE PLAYER OF THE WEEK (UPI): Archie Manning, QB, vs. Memphis State, Southern Miss. and LSU, 1968; vs. Alabama, Georgia and LSU, 1969; Norris Weese, QB, vs. LSU, 1971; vs. Mississippi State, 1972; James Reed, TB, vs. Tennessee, 1973; Reg Woullard, RB vs. Tulane, 1976; Tim Ellis, QB, vs. Georgia, 1976; John Fourcade, QB, vs. Miss. State, 1981; Kent Austin, QB, vs. Tulane, 1982
SEC PLAYER OF THE WEEK: Terry Williamson, DG, vs. Arkansas, 1983; Andre Townsend, DT, vs. Vanderbilt, 1983; Timmy Moffett, WR, vs. Mississippi State, 1983; Freddie Joe Nunn, DE, vs. Memphis State and Arkansas, 1984; Kent Austin, QB, vs. Vanderbilt, 1985; Jeff Noblin, FS, vs. Memphis State, 1986; Mike Fitzsimmons, DT, vs. Tulane, 1986; Don Price, CB, vs. Vanderbilt, 1986; Howard Moss, SS, vs. LSU, 1986; Jeff Herrod, LB, vs. Mississippi State, 1986; Jeff Herrod, LB, vs. Arkansas State, 1987; John Darnell, QB, vs. Vanderbilt, 1987; Mark Young, QB, vs. Vanderbilt, 1988; Tony Bennett, OLB, vs. Alabama, 1988; Mark Young,

QB, vs. Mississippi State 1988; Tony Bennett, OLB., vs. Memphis State, 1989; Chauncey Godwin, CB, vs. Florida, 1989; John Darnell, QB, vs. Arkansas State, 1989; Randy Baldwin, RB, vs. Tulane, Georgia, and LSU, 1990; Chris Mitchell, SS, vs. Arkansas, 1990; Brian Lee, K, vs. Tulane, 1991; Chad Brown, DT, vs. Tulane, 1991; Russ Shows, QB, vs. Kentucky, 1991; Cassius Ware, LB, vs. Auburn, 1992; Cory Philpot, TB, vs. Kentucky, 1992; Chad Brown, DT, vs. Mississippi State, 1992; Dewayne Dotson, LB, vs. Vanderbilt, 1993; Cassius Ware, LB, vs. Georgia, 1993; Michael Lowery, SS, vs. LSU, 1994; Nate Wayne, LB, vs. Georgia, 1995; Walker Jones, FS, vs. Mississippi State, 1995; Paul Head, QB, vs. Idaho State, 1996; Nate Wayne, LB, vs. Georgia, 1996; Stewart Patridge, QB, vs. Vanderbilt, 1997; Stewart Patridge, QB, vs. LSU, 1997; Timothy Strickland, FS, vs. Mississippi State, 1997; Cory Peterson, WR, vs. Auburn, 1999; Deuce McAllister, RB, vs. Arkansas, 1999; Deuce McAllister, RB, vs. Mississippi State, 2000; Eli Manning, QB, vs. Alabama, 2001; L.P. Spence, LB, vs. LSU, 2001; Jason Armstead, RS, vs. Memphis, 2002; Jonathan Nichols, PK, vs. Vanderbilt, 2002; Matt Grier, DB, vs. Florida, 2002; Jason Armstead, RS, vs. Mississippi State, 2002; Jonathan Nichols, PK, vs. Vanderbilt, 2003; Von Hutchins, DB, vs. Florida, 2003; Eli Manning, QB, vs. South Carolina, 2003; Eli Manning, QB, vs. Auburn, 2003; McKinley Boykin, DT, vs. South Carolina, 2004; Jonathan Nichols, PK, vs. Wyoming, 2004; McKinley Boykin, DT, vs. Vanderbilt, 2004; Chris Spencer, C, vs. Mississippi State, 2004; Patrick Willis, LB, vs. Memphis, 2005; Rory Johnson, LB, vs. Vanderbilt, 2006; Dustin Mouzon, DB, vs. Memphis, 2007; Greg Hardy, DL, vs. Alabama, 2007; Peria Jerry, DL, vs. Vanderbilt, 2008; Jamarca Sanford, DB, vs. Florida, 2008; Peria Jerry, DL, vs. Arkansas, 2008; Maurice Miller, OL, vs. Auburn, 2008; Michael Oher, OL, vs. Louisiana -Monroe, 2008; Daverin Gerald, C, vs. Mississippi State, 2008; Peria Jerry, DL, vs. Mississippi State, 2008; Dexter McCluster, RB-WR, vs. Arkansas, 2009; Dexter McCluster, RB-WR, vs. Tennessee, 2009; Reid Neely, OL, vs. LSU, 2009; Jesse Grandy, PR, vs. Kentucky, 2010; Bobby Massie, OL, vs. UL-Lafayette, 2010

SEC FRESHMAN OF THE WEEK: Dexter McCluster, WR, vs. Memphis, 2006; Marshay Green, WR, vs. Mississippi State, 2006

AT&T LONG DISTANCE AWARD: Vincent Brownlee, WR, vs. Vanderbilt (68-yard punt return, plus 35-yard kickoff return), 1991; Tom Luke, QB, and Tyrone Ashley, RB, vs. Tennessee (82-yard pass completion), 1991; Brian Lee, K, vs. Vanderbilt (49-yard field goal), 1992; Ta'Boris Fisher, WR, vs. Auburn (77-yard TD punt return), 1993; Lawrence Adams, QB, and Eddie Small, WR, vs. Northern Illinois (80-yard TD pass completion), 1993; Ta'Boris Fisher, WR, vs. LSU (56-yard punt return), 1994; John Avery, KR vs. LSU (100-yard TD kickoff return), 1996; Tim Montz, K, vs. Georgia (51-yard field goal), 1996; John Avery, KR, vs. Alabama (100-yard TD kickoff return), 1997; John Avery, RB, vs. Arkansas (97-yard TD run), 1997

CHEVROLET MOST VALUABLE PLAYER: Charlie Cage (D), DT, vs. LSU, 1977; James Otis DE, vs. LSU, 1980; Andre Townsend, DT, vs. Vanderbilt, 1982; Kent Austin, QB, vs. Tulane, 1982; Shawn Cobb, LB, vs. Tennessee, 1990; Johnny Dixon, SS, vs. Georgia, 1992; Cassius Ware, LB, vs. Alabama, 1993; Abdul Jackson, LB, vs. Alabama, 1994; Jevan Snead, QB, vs. Wake Forest, 2008

SPRING AWARDS

JOHN HOWARD VAUGHT AWARD OF EXCELLENCE: Elmer Allen, DT, 1972; Don Leathers, OT, 1973; Norris Weese, QB, 1974; Greg Markow, DE, 1975; Richard "Dick" Lawrence, OT, 1976; George Stuart, LB, 1977; George Plasketes, DE, 1978; Curtis Weather, TE, 1979; Jim Miller, P, 1980; Ken Toler, WR, 1981; John Fourcade, QB, 1982; Brian Kennedy, DE, 1983; Dwayne Nesmith, LB, 1984; Timmy Moffett, WR, 1985; Jamie Holder, WR, 1986; Jeff Noblin, DE, 1987; Danny Hoskins, OG, 1988; Bryan Owen, K, 1989; John Darnell, QB, 1990; (tie) Shawn Cobb, LB, and Dawson Pruet, C, 1991; Jay Hopson, DB, 1992; Dwayne Amos, DB, 1993; Clint Conlee, OT, 1994; James Holcombe, OL, 1995; Trey Wicker, DE, 1996; Kyle Wicker, DE, 1997; Boyd Kitchen, OG, 1998; Matt Luke, C, 1999; Todd Wade, OT, 2000; Deuce McAllister, RB, 2001; Mitch Skrmetta, TE, 2002; Ben Claxton, C, 2003; Jesse Mitchell, DT, 2004; Marcus Johnson, OG, 2005; Tre' Stallings, OT, 2006; Patrick Willis, LB, 2007; BenJarvus Green-Ellis, RB, 2008; Jason Cook, FB, 2009; Marshay Green, DB, 2010; Jerrell Powe, DT, 2011

JEFF HAMM MEMORIAL AWARD: Keith Fourcade, LB, 1982; John Allen, OG, 1983; Eric Denmark, OT, 1984; Nathan Wonsley, TB, 1985; Jeff Noblin, DB, 1986; Willie Goodloe, RB, 1987; Shawn Cobb, LB, 1988; Pat Coleman, WR, 1989; Phillip Kent, OLB, 1990; Marvin Courtney, RB, and Gary Abide, LB, 1991; Jody Hill, LB, 1992; Brian Mays, DT, 1993; Shannon Provencher, OG, 1994; Dou Innocent, RB, 1995; David Evans, DT, 1996; Walker Jones, LB, 1997; Tony Cannon, RB, 1998; Shane Grice, OL, & Shawn Johnson, LB, 1999; Terrence Metcalf, OL, & Justin Coleman, DB, 2000; Toward Sanford, RB, & Von Hutchins, DB, 2001; Doug Buckles, OG, & Chris Knight, DB, 2002; Bobby Harris, OL, & Rob Robertson, LB, 2003; Micheal Spurlock, QB, & Michael Bozeman, DL, 2004; Micheal Spurlock, QB, & Patrick Willis, LB, 2005; BenJarvus Green-Ellis, RB, & Peria Jerry, DL, 2006; BenJarvus Green-Ellis, RB, & Marcus Tillman, DL, 2007; Dexter McCluster, WR, & Peria Jerry, DL, 2008; Devin Thomas, RB, & Jerrell Powe, DL, 2009; Bradley Sowell, OL, & Ted Laurent, DL, 2010; Brandon Bolden,

RB, & D.T. Shackelford, LB, 2011

BIRMINGHAM CHAPTER LEADERSHIP AWARD: Frank Lambert, RH-FB, 1961; Mac Haik, WR, 1967; Glenn Cannon, DB, 1969; Malvin Gipson, TB, 1982; Johnny Burrow, DB, 1983; Kelly Powell, QB, 1984; Bob Blakemore, DE, 1985; Jay Webb, DE, 1986; Jeff Herrod, LB, 1987; Woody Soehn, OL, 1988; Shawn Cobb, LB, 1989; Tim Brown, OG, 1990; Chris Mitchell, SS, 1991; Jeff Carter, DB, 1992; Thomas McLeish, TE, 1993; Sidney Carmichael, DE, 1994; Jeff Miller, OT, 1995; Dou Innocent, RB, 1996; Paul Head, QB, and Derek Jones, DB, 1997; Walker Jones, LB, 1998; Matt Luke, C, 1999; Ronnie Heard, DB, 2000; Romaro Miller, QB, 2001; Terrence Metcalf, OT, 2002; Lanier Goethie, LB, 2003; Eli Manning, QB, 2004; Rob Robertson, LB, 2005; Michael Bozeman, DL, 2006; Patrick Willis, LB, 2007; Robert Hough, TE, 2008, Jamarca Sanford, DB, 2009; Dexter McCluster, WR/RB, 2010; Jeremiah Masoli, QB, 2011

CLOWER-WALTERS AWARD: Richard "Stump" Russell, LB, 1974; Robert "Ben" Williams, DL, 1975; Mike Pittman, DT, 1976; Robert "Randy" White, OL, 1977; Lawrence Johnson, DT, 1978; Gregg Jefcoat, OG, 1979; Chris Cottom, OL, 1980; Quentin McDonald, DT, 1981; Andre "Hammerhead" Thomas, RB, 1982; Andre Townsend, DT, 1983; Freddie Joe Nunn, DE, 1984; Nathan Wonsley, RB, 1985; Ricky Myers, SE, 1986; Jeff Herrod, LB, 1987; Wesley Walls, TE, 1988; Tony Bennett, OLB, 1989; Kelvin Pritchett, DT, 1990; Phillip Kent, OLB, 1991; Cory Philpot, TB, 1992; Johnny Dixon, DB, 1993; Abdul Jackson, LB, 1994; Renard Brown, DE, 1995; Shannon Provencher, OG, 1996; Broc Kreitz, LB, 1997; Gary Thigpen, CB, 1998; Kendrick Clancy, DT, 1999; Derrick Burgess, DE, 2000; Terrence Metcalf, OT, 2001; Matt Grier, DB, 2002; Eli Manning, QB, 2003; Marcus Johnson, OG, 2004; Bobby Harris, OL, 2005; Will Mosely, K, 2006; Seth Adams, QB, 2007; Chris Bowers, DE, 2008; Reid Neely, OL, 2009; Wesley Phillips, C, 2010

M-CLUB ALUMNI CHAPTER MOST DEDICATED PLAYER AWARD: Bo Bowen, RB, 1969; Clay Erwin, DE, 1982; Melvin Brown, DB, 1983; Joe Hall, SS, 1984; Bob Blakemore, DE, 1985; Tony Rayburn, OL, 1986; Mike Fitzsimmons, DL, 1987; Robert Smith, FB-LB, 1988; Shawn Sykes, RB, 1989; Darryl Smith, DL, 1990; Todd Sandroni, FS, 1991; Cliff Dew, C, 1992; Lynn Ross, LB, 1993; Michael Lowery, DB, 1994; Alundis Brice, DB, 1995; David Knott, DB, 1996; Lawrence Adams, H-B, 1997; Andre Harrison, DE, 1998; Tony Cannon, RB, 1999; Cory Peterson, WR, 2000; Shane Elam, DE, 2001; Charles Stackhouse, FB, 2002; Belton Johnson, OT, 2003; Charlie Anderson, DE, 2004; Jonathan Nichols, PK, 2005; Michael Bozeman, DL, 2006; Andrew Wicker, OL, 2007; Robert Lane, TE, 2008; Peria Jerry, DL, 2009; John Jerry, OL, 2010; Jonathan Cornell, LB, 2011

PHI BETA SIGMA CHUCKY MULLINS COURAGE AWARD: Chris Mitchell, SS, 1990; Jeff Carter, FS, 1991; Trea Southerland, DB, 1992; Johnny Dixon, SS, 1993; Alundis Brice, DB, 1994; Michael Lowery, LB, 1995; Derek Jones, CB, 1996; Nate Wayne, LB, 1997; Gary Thigpen, CB, 1998; Ronnie Heard, LB, 1999; Anthony Magee, DB, 2000; Kevin Thomas, LB, 2001; Lanier Goethie, LB, 2002; Jamil Northcutt, LB, 2003; Eric Oliver, DB, 2004; Kelvin Robinson, LB, 2005; Patrick Willis, LB, 2006; Jeremy Garrett, DL, 2007; Jamarca Sanford, DB, 2008, Marcus Tillman, DE, 2009; Kentrell Lockett, DL, 2010; D.T. Shackelford, LB, 2011

J. RICHARD PRICE COURAGE AND COMPASSION AWARD: Matt Luke, C, 1998; Todd Wade, OT, 1999; Shane Elam, DE, 2000; Terrence Metcalf, OT, & Anthony Sims, DT, 2001; Ben Claxton, C, 2002; Jesse Mitchell, DL, 2003; Marcus Johnson, OL, 2004; Michael Bozeman, DL, 2005; Andrew Wicker, OL, 2006; Corey Actis, OL, 2007; Darryl Harris, OL, 2008, John Jerry, OL, 2009; Jerrell Powe, DL, 2010; Bradley Sowell, OL, 2011

M•CLUB ALUMNI OFF-SEASON AWARD: Dawson Pruet, C, 1988

MISCELLANEOUS AWARDS

NATIONAL FOOTBALL FOUNDATION OUTSTANDING OFFICIALS AWARD: Butch Lambert, Sr. & Butch Lambert, Jr., 2006.

C. LEROY MULLINS HEART OF CHAMPION AWARD: Renard Brown, 1995; Yolanda Moore, 1996; Anthony Boone, 1997; Grant Heard, 1998; Derrick Burgess, 1999; John Engstrom, 2001; Syniker Taylor, 2001; Lanier Goethie, 2002; Doug Zeigler, 2002; L.P. Spence, 2003

REBELS IN ALL-STAR CLASSICS

Chicago All-Star Game

1938	Bruiser Kinard, T
1939	Parker Hall, HB
1942	Junie Hovious, HB *
1947	Ray Poole, E
1948	Charles Conerly, HB
1949	†Barney Poole, E
1950	Jimmy Crawford, G
1951	John (Kayo) Dottley, FB
1953	Kline Gilbert, T
1954	Ed Beatty, C
	Crawford Mims, G
1955	Rex Reed Boggan, T
1957	Paige Cothren, FB
1958	Raymond Brown, QB
	Gene Hickerson, T
1959	Hanson Churchwell, G
1960	Billy Brewer, QB
	Bobby Franklin, QB
	Bobby Khayat, G
	Ken Kirk, C
1961	George Blair, HB
	Johnny Brewer, E
	Bobby Crespino, HB
1963	Jim Dunaway, T
	Glynn Griffing, QB
	Louis Guy, WB
	Chuck Morris, TB
1964	Perry Lee Dunn, QB
1965	Allen Brown, E
1966	Stan Hindman, G
	Jimmy Heidel, DHB
	Bill Clay, DHB †

**Invited, Did not Participate,
Naval Service
†All-Stars captain
‡Injured, did not play*

Senior Bowl (Mobile, Ala.)

1950	Jimmy Crawford, G
1951	John (Kayo) Dottley, FB
	Bill Stribling, E
1952	Showboat Boykin, FB
1954	Crawford Mims, G
1955	Rex Reed Boggan, T
	Allen Muirhead, HB
1956	Earl Blair, HB
1958	Ray Brown, QB
	Gene Hickerson, T
	Jackie Simpson, G *
1959	Hanson Churchwell, G *
	Milton Crain, C
1960	Ken Kirk, C (c-c) *
	Marvin Terrell, G
	Cowboy Woodruff, HB
1961	George Blair, HB
	Johnny Brewer, E
	Bobby Crespino, HB †
	Richard Price, G
1962	Ralph Smith, E

1963	Billy Ray Adams, FB †
	Glynn Griffing, QB §
	Jim Dunaway, T
1964	Perry Lee Dunn, QB
	Whaley Hall, T
1965	Allen Brown, E
1966	Stan Hindman, G
	Bill Clay, DHB
	Mike Dennis, TB †
1967	Doug Cunningham, TB
	Chuck Hinton, C †
1968	Jimmy Keyes, LB
	Dan Sartin, DT
1969	Jim Parkes, C
1970	Glenn Cannon, S
1971	Worthy McClure, OT
	Wimpy Winther, C
1972	Paul Dongieux, LB
1976	Ben Williams, MG-DT
1977	Kem Coleman, LB
1980	Ken Toler, WR
	Chuck Commiskey, OG
1981	John Fourcade, QB @
1983	Andre Townsend, DT
	Kelly Powell, QB
1984	Freddie Joe Nunn, DE
1985	Benton Reed, DT
	Kent Austin, QB †
1986	Bill Smith, P
1987	J.R. Ambrose, WR
	Jeff Herrod, LB **
1988	Rodney Lowe, DT
	Stevon Moore, CB
	Wesley Walls, TE †
1989	Tony Bennett, OLB
	Pat Coleman, WR
	Willie Green, WR
1990	Doug Jacobs, DT
	Chris Mitchell, SS
	Kelvin Pritchett, DT
	Dawson Pruett, C
1991	Tyji Armstrong, TE
	Tyrone Ashley, RB/DB
	Phillip Kent, OLB
1992	Chad Brown, DT
	Brian Lee, K
	Everett Lindsay, OT
1993	Johnny Dixon, DB
	Dewayne Dotson, LB
1994	†Alundis Brice, DB
	Abdul Jackson, LB
1995	Dou Innocent, RB
1997	John Avery, RB/KR
1999	Kendrick Clancy, DT
	Tutan Reyes, OT
	Todd Wade, OT
2000	Derrick Burgess, DE
	Ken Lucas, DB
	†Deuce McAllister, RB
2001	Terrence Metcalf, OL
	Charles Stackhouse, FB
2002	Ben Claxton, C
	†Doug Zeigler, TE

2004	Marcus Johnson, OG
	Jonathan Nichols, PK
2006	Patrick Willis, LB**
2008	Peria Jerry, DT
	Ashlee Pamer, LB
	Michael Oher, OT
	Mike Wallace, WR
2009	Shay Hodge, WR †
	John Jerry, OL
	Dexter McCluster, RB-WR

**Outstanding Lineman-South team
**Defensive MVP-South team
†Outstanding Back-South team
§Outstanding Player
‡Injured, did not play
@Outstanding Offensive Player*

The Hula Bowl (Honolulu, Hawaii)

1956	Eagle Day, QB
1957	Paige Cothren, FB
1960	Larry Grantham, E #
1968	Jim Urbanek, DT
1971	Archie Manning, QB
	Skip Jernigan, G
1972	Elmer Allen, DT
	Jim Poole, TE
1974	Norris Weese, QB *
	Burney Veazey, TE
	Art Bressler, G
1977	George Plasketes, DE
1978	Charlie Cage, DT
1980	Mark Moore, OT
1981	John Fourcade, QB
1984	Freddie Joe Nunn, DE @
1988	Stevon Moore, CB
1999	Armegis Spearman, LB
2006	McKinley Boykin, DL

*#Outstanding Lineman
*Outstanding Offensive Player
@Outstanding Defensive Player*

East-West Game (San Francisco, Calif.)

1967	Chuck Hinton, C †
1973	Norris Weese, QB
1975	Ben Williams, MG-DT
1976	Wade Griffin, TE
1977	Kem Coleman, LB
1979	Hoppy Langley, KS
1984	Timmy Moffett, SE
1988	Wesley Walls, TE †
1992	Everett Lindsay, OT *
1996	Kris Mangum, TE
1999	Tutan Reyes, OT
2002	Eddie Strong, LB
2004	Chris Collins, WR
	(Houston, Texas)
2008	BenJarvus Green-Ellis, RB
	Robert Lane, TE
2009	Maurice Miller, OL

(Orlando, Fla.)

2010	Greg Hardy, DE
	Joshua Shene, K
2011	Ted Laurent, DT
	‡Injured, did not play
	*Invited, did not play

The American Bowl (Tampa, Fla.)

1969	Jim Parkes, C
1971	Dennis Coleman, DE
	Buddy Mitchell, OT
1972	Chuck Kota, OG
1980	Mark Moore, OT

North-South Game (Miami, Fla.)

1932	Tom Swayze, E
1948	Dixie Howell, HB
	Barney Poole, E
	Farley Salmon, QB
1949	Jimmy Clark, T
	Jimmy Crawford, G
	Doug Hamley, T
1950	John (Kayo) Dottley, FB
	Bill Stribling, E
1951	Ken Barfield, T
	Hal Maxwell, E
	Mel Sinquefeld, C
1953	Ed Beatty, C
	Harol Lofton, HB
	Crawford Mims, G *
1956	Paige Cothren, FB
	Eddie Crawford, HB
	Jerry Stone, C
1965	Bill Clay, DHB
	Tommy Lucas, T

**Most Valuable Player*

Coaches Association All-America Bowl

1961	Johnny Brewer, E
	Allen Green, C
	Bobby Crespino, HB *
1962	Jerry Brown, T †
	Doug Elmore, QB
	Billy Ray Adams, FB †
1963	Jim Dunaway, T
	Glynn Griffing, QB
1964	Whaley Hall, T
1965	Bill Clay, DHB
	Stan Hindman, DE
1968	Jimmy Keyes, LB
1970	Claude Herard, DT
	Buz Morrow, DT
	Glenn Cannon, S *
1971	Wimpy Winther, C
	Wyck Neely, DHB
1972	Elmer Allen, DT
1976	Ben Williams, DT-MG

*‡Injured, did not play
Invited, did not play

REBELS IN ALL-STAR CLASSICS

Blue-Gray Classic (Montgomery, Ala.)

1939	Bill Schneller, QB
1940	George Kinard, G
1941	Merle Hapes, FB Junie Hovious, HB ***
1942	Oscar Britt, G
1944	Robert McCain, E-HB
1946	Gene Roberts Ray Poole, RE
1949	Jimmy Crawford, G Roland Dale, T
1953	Henry Linton, T *
1960	Walter Suggs
1964	Allen Brown, E Bobby Robinson, LG
1965	Mike Dennis, TB
1968	Steve Hindman, TB
1975	Rick Kimbrough, FLK Bill Farris, DE-P Mike Pittman, DT
1976	George Plasketes, DE
1977	Curtis Weathers, SE
1978	Terrence Walker, G
1979	Ken Toler, WR
1980	Chuck Commiskey, OG
1981	John Fourcade, QB
1983	Buford McGee, TB
1984	Greg Walker, OT
1986	Bill Smith, P
1987	J.R. Ambrose, WR † Jeff Herrod, LB Todd Irvin, OL
1988	Rodney Lowe, DT

	Stevon Moore, CB Wesley Walls, TE
1991	Tyji Armstrong, TE Tyrone Ashley, RB/DB Pete Harris, LB @ Phillip Kent, OLB
1993	Eddie Small, WR Cassius Ware, LB
1994	Alundis Brice, LB Abdul Jackson, LB ** Roell Preston, WR ***
1995	Dou Innocent, RB Chris May, OG Josh Nelson, QB
1996	Ta'Boris Fisher, WR Derek Jones, DB Kris Mangum, TE
2001	Joe Gunn, RB

**Outstanding Lineman*
***Outstanding Defensive Player*
****Outstanding Offensive Player*
 †Injured, did not play
 @Defensive MVP-Gray team

Japan Bowl

1977	George Plasketes, DE
1977	Tim Ellis, QB
1978	Curtis Weathers, SE

Challenge Bowl

(Corpus Christi, Texas)	
1964	Reed Davis, TE Kenny Dill, C Larry Smith, WB

All-America Football Classic

(Washington, D.C.)	
1992	Artis Ford, DT

Magnolia All-Star Classic

(Jackson, Miss.)	
1993	Tony Collier, DB Cassius Ware, LB

Magnolia Gridiron All-Star Classic

(Jackson, Miss.)	
2005	Michael Bozeman, DL Bobby Harris, OL

National All-Stars College Football Classic

(Orlando, Fla.)	
1995	Woody Janssen, OG Anthony Panzarella, DT
2000	Charlie Perkins, OL

The Villages Gridiron All-Star Classic

(Orlando, Fla.)	
1999	Cory Peterson, WR
2000	Keydrick Vincent, OT
2004	Von Hutchins, DB
2005	Bill Flowers, WR Eric Rice, TE Cody Ridgeway, P

Las Vegas All-American Classic

(Las Vegas, Nev.)	
2006	Michael Bozeman, DL Mario Hill, WR

North-South All-Star Classic

(Houston, Texas)	
2006	Trumaine McBride, DB

NFL Players Association Game*

(El Paso, Texas)	
2009	Jamarca Sanford, DB
2010	Marshay Green, DB Gerald Harris, TE Kendrick Lewis, DB Emmanuel Stephens, DL Patrick Trahan, LB

(San Antonio, Texas)

2011	Jerrell Powe, DT
------	------------------

**formerly Texas vs. The Nation All-Star Challenge*

Eastham Energy College All-Star Game

(Tempe, Ariz.)	
2011	Jeremiah Masoli, QB

OLE MISS ATHLETICS DIRECTORS



C.M. "Tad" Smith
1946-71



Bruiser Kinard
1971-73



John Vaught
1973-78




Warner Alford
1978-94



Robert Khayat
(Interim) 1994



Pete Boone
1995-98; 2002-present



Eddie Crawford
(Interim) 1998



John Shafer
1998-2002

ALL-TIME REBEL DRAFT SELECTIONS

YEAR	RND	PICK	NAME, POSITION	TEAM	YEAR	RND	PICK	NAME, POSITION	TEAM
1937	7	64	Jim Poole, E	New York Giants	1953	23	270	Jim Mask, E	Chicago Bears
1938	3	18	Frank (Bruiser) Kinard, T	Brooklyn	1954	1	10	Ed Beatty, C	Los Angeles Rams
1939	10	85	Kimble Bradley, B	Brooklyn	1954	18	209	Crawford Mims, G	New York Giants
1939	1	3	Parker Hall, B	Cleveland	1954	23	268	Pete Mangum, B	New York Giants
1940	19	172	Bill Schneller, B	Philadelphia	1954	23	273	Harold Lofton, B	Philadelphia
1941	13	118	George Kinard, G	Brooklyn	1955	8	92	Jimmy Patton, B	New York Giants
1941	14	121	Les Dodson, B	Philadelphia	1955	10	116	Lea Paslay, B	New York Giants
1942	1	8	Merle Hapes, B	New York Giants	1955	21	252	Jim Walters, T	Detroit
1942	18	168	Junie Hovious, B	New York Giants	1956	2	25	Billy Kinard, B	Cleveland
1943	12	110	Dan Wood, C	Washington	1956	13	153	Eddie Crawford, B	New York Giants
1943	14	130	Oscar Britt, G	Washington	1956	15	176	Buddy Alliston, G	Green Bay
1944	13	125	Ray Poole, E	New York Giants	1956	17	195	Dick Weiss, T	San Francisco
1944	15	147	Ollie Poole, E	New York Giants	1956	17	203	Eagle Day, QB	Washington
1945	6	53	Barney Poole, E	New York Giants	1956	18	208	Billy Yelverton, T	San Francisco
1945	13	127	Charlie Conerly, QB	Washington	1956	23	273	Bob (Slick) McCool, B	New York Giants
1946	14	123	Bob McCain, E	Pittsburgh	1956	26	308	Dick Goehle, T	Green Bay
1946	26	243	Clarence Castle, B	Pittsburgh	1957	7	78	Gene Hickerson, T	Cleveland
1946	32	299	Mike Campbell, E	Washington	1957	17	205	Jerry Stone, C	New York Giants
1947	8	65	H.A. Smith, E	Chicago Bears	1957	22	256	Paige Clothren, B	Los Angeles Rams
1947	2	11	Charlie Conerly, QB	Brooklyn (AAFC)	1958	5	50	Ray Brown, B	Baltimore
1948	6	36	Bill Erickson, T	New York Giants	1958	6	70	Billy Lott, B	New York Giants
1948	29	268	Buddy Bowen, B	Washington	1958	12	140	Leroy Reed, B	Pittsburgh
1948	15	93	Bill Erickson, T	Los Angeles Dons	1958	16	190	John West, T	New York Giants
1948	9	52	Barney Poole, E	N.Y. Yankees (AAFC)	1958	20	232	Kent Lovelace, B	Philadelphia
1949	5	47	Earl Howell, B	Los Angeles Rams	1958	21	246	Jackie Simpson, G	Washington
1949	11	109	Jerry Tiblier, B	Chicago Bears	1958	23	268	Billy Templeton, E	Philadelphia
1949	11	111	Bobby Wilson, B	Philadelphia	1958	23	273	Billy Hurst, B	New York Giants
1949	20	196	Ben Mann, G	Pittsburgh	1959	5	60	Don Churchwell, G	Baltimore
1949	13	95	Roland Dale, T	Brooklyn (AAFC)	1959	12	142	Charlie Flowers, B	New York Giants
1949	25	165	Phil Poole, G	Chicago Hornets (AAFC)	1959	13	156	Rudi Smith, T	Baltimore
1949	19	142	Jerry Tiblier, B	Los Angeles Dons	1959	19	228	Milt Crain, C	Baltimore
1949	29	154	Jim Clark, G	Los Angeles Dons	1959	20	233	Billy Brewer, B	Washington
1950	2	24	John (Kayo) Dottley, B	Chicago Bears	1960	2	24	Marvin (Bo) Terrell, G	Baltimore
1950	9	118	Bobby Wilson, B	Philadelphia	1960	4	41	Johnny Brewer, E	Cleveland
1950	20	258	Jim (Tank) Crawford, G	Chicago Bears	1960	6	69	Bob Khayat, G	Cleveland
1950	21	267	Bill Stribling, E	New York Giants	1960	6	72	George Blair, B	New York Giants
1951	6	68	Ken Farragut, C	Philadelphia	1960	9	104	Ken Kirk, C	Chicago Bears
1952	5	53	Mel Siquefield, C	Texas	1960	11	127	Bobby Franklin, B	Cleveland
1952	10	118	Carl West, B	San Francisco	1960	15	178	Larry Grantham, E	Baltimore
1952	20	239	Rex Boggan, T	New York Giants	1960	A		Billy Brewer, QB	Boston (AFL)
1952	21	250	Arnold (Showboat) Boykin, B	Detroit	1960	A		Bob Khayat, T	Buffalo, (AFL)
1952	23	271	Ken Barfield, T	Washington	1960	A		Ken Kirk, C	Buffalo, (AFL)
1952	23	274	Hal Maxwell, E	Detroit	1960	A		Marvin (Bo) Terrell, G	Dallas Texans (AFL)
1953	6	68	Kline Gilbert, T	Chicago Bears	1960	A		Bobby Franklin, QB	L.A. Chargers (AFL)
1953	14	162	Charley Montgomery, T	Pittsburgh	1960	A		Charlie Flowers, FB	L.A. Chargers (AFL)
1953	16	183	Jimmy Lear, B	Chicago Cardinals	1960	B		Don Churchwell, G	Oakland (AFL)
1953	16	184	Jim Slay, E	Washington	1960	B		Billy Lott, HB	Oakland (AFL)
1953	18	214	Marv Trauth, T	Philadelphia	1961	1	10	Bobby Crespino, E	Cleveland



Michael Oher was selected 23rd overall by the Baltimore Ravens in the 2009 NFL Draft.

YEAR	RND	PICK	NAME, POSITION	TEAM
1961	5	67	Jerry Daniels, E	New York Giants
1961	8	109	Allen Green, C	New York Giants
1961	9	125	Jake Gibbs, QB	Cleveland
1961	11	151	Bob Benton, T	New York Giants
1961	13	171	Doug Elmore, B	Washington
1961	15	209	Charley Taylor, B	Cleveland
1961	6		Jake Gibbs, QB	Houston (AFL)
1961	6		Bobby Crespino, HB	Oakland (AFL)
1961	8		Dick Price, G	Oakland (AFL)
1961	10		Jerry Daniels, E	Dallas Texans (AFL)
1961	23		Jim Anderson, FB	Houston (AFL)
1962	3	36	Billy Ray Adams, FB	San Francisco
1962	4	54	Glynn Griffing, QB	New York Giants
1962	5	58	Treva (Bookie) Bolin, G	New York Giants
1962	5	65	Chuck Morris, B	Green Bay
1962	6	76	Jerry Brown, G	San Francisco
1962	8	111	Ralph (Catfish) Smith, E	Philadelphia
1962	9	120	Jim Roberts, T	San Francisco
1962	12		Ralph (Catfish) Smith, E	San Diego (AFL)
1962	14		Treva (Bookie) Bolin, G	Dallas Texans (AFL)
1962	14		Glynn Griffing, QB	Houston (AFL)
1962	16		Billy Ray Adams, FB	Houston (AFL)
1962	26		Chuck Morris, HB	New York Titans (AFL)
1962	26		Jim Roberts, T	Denver (AFL)
1962	31		Doug Elmore, HB	San Diego (AFL)
1962	32		Charley Taylor, HB	Boston (AFL)
1963	1	3	Jim Dunaway, T	Minnesota
1963	3	40	Louis Guy, B	Philadelphia
1963	4	48	Whaley Hall, T	Dallas Cowboys
1963	9	124	Ken Dill, LB	Detroit
1963	2		Jim Dunaway, T	Buffalo (AFL)
1963	7		Louis Guy, HB	New York Titans (AFL)
1963	14		Whaley Hall, T	Boston (AFL)
1963	26		Ken Dill, C	San Diego (AFL)
1964	4	45	Perry Lee Dunn, QB	Dallas
1964	9	114	Larry Smith, B	Philadelphia
1964	10	135	Bobby Robinson, G	Cleveland
1964	15	208	Chuck Hinton, G	New York Giants
1964	19	264	Frank Kinard, HB	New York Giants
1964	20	268	Tommy Lucas, G	Philadelphia
1964	3		Perry Lee Dunn, DB	San Diego (AFL)
1964	18		Bobby Robinson, G-LB	San Diego (AFL)
1964	22		Chuck Hinton, C	San Diego (AFL)
1964	25		Tommy Lucas, G	San Diego (AFL)
1964	26		Frank Kinard, FB	San Diego (AFL)
1965	3	38	Allen Brown, E	Green Bay

FIRST-ROUND DRAFT PICKS

YEAR	PICK	PLAYER	POSITION	TEAM	NFL CAREER
1939	3	Parker Hall	Back	Cleveland Rams	1939-42
1942	8	Merle Hapes	Back	New York Giants	1942, 1946
1954	10	Ed Beatty	Center	Los Angeles Rams	1955-61
1961	10	Bobby Crespino	Tight End	Cleveland Browns	1961-68
1963	3	Jim Dunaway	Defensive Tackle	Minnesota Vikings	1963-72
1966	11	Stan Hindman	Defensive Tackle	San Francisco 49ers	1966-71; 1973-74
1966		Mike Dennis	Halfback	Buffalo Bills (AFL)	1966; 1968-70
1971	2	Archie Manning	Quarterback	New Orleans Saints	1971-84
1985	18	Freddie Joe Nunn	Linebacker	St. Louis Cardinals	1985-96
1990	18	Tony Bennett	Linebacker	Green Bay Packers	1990-97
1991	20	Kelvin Pritchett	Defensive Tackle	Dallas Cowboys	1991-04
1994	20	Tim Bowens	Defensive Tackle	Miami Dolphins	1994-04
1998	29	John Avery	Running Back	Miami Dolphins	1998-99; 2002
2001	23	Deuce McAllister	Running Back	New Orleans Saints	2001-09
2004	1	Eli Manning	Quarterback	San Diego Chargers	2004-present
2005	26	Chris Spencer	Center	Seattle Seahawks	2005-present
2007	11	Patrick Willis	Linebacker	San Francisco 49ers	2007-present
2009	23	Michael Oher	Offensive Tackle	Baltimore Ravens	2009-present
2009	24	Peria Jerry	Defensive Tackle	Atlanta Falcons	2009-present

YEAR	RND	PICK	NAME, POSITION	TEAM
1965	5	59	Jim Harvey, T	Green Bay
1965	5	62	Frank Lambert, E	New York Giants
1965	5	69	Bill Irwin, T	Cleveland
1965	9	124	Jimmy Heidel, B	St. Louis
1965	2		Jim Harvey, T	Oakland (AFL)
1965	3		Allen Brown, E	San Diego (AFL)
1965	3		Jimmy Heidel, DB	New York Jets (AFL)
1965	5		Jerry Crumpler, T	Houston (AFL)
1965	8		John Maddox, E	Denver (AFL)
1965	10		Frank Lambert, K-E	New York Jets (AFL)
1965	12		Jim Weatherly, DB	Boston (AFL)
1966	1	11	Stan Hindman, G	San Francisco
1966	3	33	Mike Dennis, HB	Atlanta
1966	4	53	Bill Clay, DB	Washington
1966	15	230	Lee Garner, LB	Baltimore
1966	C		Perry Lee Dunn, HB	Atlanta
1966	C		Bobby Franklin, S	Atlanta
1966	1		Mike Dennis, HB	Buffalo (AFL)
1966	2		Stan Hindman, G	Houston (AFL)
1966	5		Bill Clay, DB	Denver (AFL)
1966	7		Brent Caston, DB	Boston (AFL)
1966	9		Lee Garner, LB	Houston (AFL)
1967	5	124	Gerald Warfield, HB	Oakland
1967	6	145	Doug Cunningham, HB	San Francisco
1967	8	207	Tommy Luke, DB	Buffalo
1967	15	370	Marvin McQueen, LB	Houston
1967	D		Jimmy Heidel, DB	New Orleans
1968	2	35	Jimmy Keyes, LB-K	Miami
1968	2	49	Mac Haik, E	Houston
1968	4	106	Alan Bush, G	Chicago Bears
1968	3	62	Jim Urbanek, T	Miami
1968	3	75	Bob Vaughn, T	Denver
1968	4	103	Dan Sartin, T	New Orleans
1968	7	179	Jerry Richardson, LB	San Francisco
1968	9	239	Mac MacClure, LB	Kansas City
1968	12	304	Bobby Hendrix, T	Denver
1970	5	106	Glenn Cannon, DB	New Orleans
1970	7	181	Hap Farber, LB	Minnesota
1970	9	233	George Morrow, DE	Minnesota
1970	16	410	Claude Herard, DT	New York Jets
1970	17	430	Julian Fagan, P	Houston
1971	1	2	Archie Manning, QB	New Orleans
1971	4	88	Wimpy Winther, C	New Orleans



After Michael Oher was taken by the Baltimore Ravens, the Atlanta Falcons followed suit by taking Rebel Peria Jerry with the 24th overall selection in 2009.



Eli Manning was selected with the first overall pick in the 2004 NFL Draft. He became the first Ole Miss player to ever be taken number one.

YEAR	RND	PICK	NAME, POSITION	TEAM	YEAR	RND	PICK	NAME, POSITION	TEAM
1971	4	103	Adam Mitchell, T	Dallas	1991	4	92	Randy Baldwin, RB	Minnesota
1971	5	128	Fred Brister, LB	Pittsburgh	1992	3	79	Tyji Armstrong, TE	Tampa Bay
1971	6	151	Dennis Coleman, LB	Miami	1992	8	219	Vincent Brownlee, WR	New York Jets
1971	6	154	Wyck Neely, DB	Philadelphia	1993	5	133	Everett Lindsay, T	Minnesota
1971	7	164	Worthy McClure, T-G	Pittsburgh	1993	8	199	Chad Brown, DE	Phoenix
1971	11	266	Vernon Studdard, WR	New York Jets	1993	8	211	Marquise Thomas, LB	Indianapolis
1971	12	295	Floyd Stanks, WR	Denver	1994	1	20	Tim Bowens, DT	Miami
1972	6	136	Elmer Allen, LB	Houston	1994	4	131	Dewayne Dotson, LB	Dallas
1972	11	267	Paul Dongieux, LB	New Orleans	1995	4	117	Jeff Miller, OT	Green Bay
1972	13	326	Preston Carpenter, DE	Philadelphia	1995	4	129	Alundis Brice, DB	Dallas
1973	10	241	Bill Barry, WR	Chicago Bears	1995	5	145	Roell Preston, WR	Atlanta
1974	4	99	Norris Weese, QB	Los Angeles Rams	1995	5	158	Norman Hand, DT	Miami
1974	7	162	Burney Veazey, TE	New York Jets	1996	2	47	Fred Thomas, CB	Seattle
1975	16	392	Bill Malouf, QB	Baltimore	1997	7	228	Kris Mangum, TE	Carolina
1976	3	78	Ben Williams, DT	Buffalo	1998	1	29	John Avery, RB-KR	Miami
1976	9	242	James Reed, RB	Cleveland	1998	7	219	Nate Wayne, LB	Denver
1976	11	305	Paul Hofer, RB	San Francisco	2000	2	53	Todd Wade, OT	Miami
1978	6	156	Kem Coleman, LB	New England	2000	3	72	Kendrick Clancy, DT	Pittsburgh
1978	7	172	George Plasketes, LB	Green Bay	2000	5	131	Tutan Reyes, OT	New Orleans
1979	9	241	Curtis Weathers, TE	Cleveland	2001	1	23	Deuce McAllister, RB	New Orleans
1979	11	302	Eddie Cole, LB	Detroit	2001	2	40	Ken Lucas, DB	Seattle
1980	3	65	Jim Miller, P	San Francisco	2001	3	63	Derrick Burgess, DE	Philadelphia
1981	7	185	Ken Toler, WR	New England	2002	3	93	Terrence Metcalf, OG	Chicago
1981	9	247	Chuck Comiskey, C	Philadelphia	2003	5	157	Ben Claxton, C	Denver
1983	10	255	Melvin Brown, DB	Minnesota	2004	1	1	Eli Manning, QB	San Diego
1983	11	301	Mike Harmon, WR	New York Jets	2004	4	123	Stacy Andrews, OT	Cincinnati
1984	2	46	Andre Townsend, DE	Denver	2004	6	173	Von Hutchins, CB	Indianapolis
1984	11	286	Buford McGee, RB	San Diego	2004	6	200	Charlie Anderson, DE	Houston
1985	1	18	Freddie Joe Nunn, LB	St. Louis	2005	1	26	Chris Spencer, C	Seattle
1985	3	79	Tim Moffett, WR	L.A. Raiders	2005	2	49	Marcus Johnson, OT	Minnesota
1985	5	129	Lee Davis, DB	Cincinnati	2005	7	221	Rick Razzano, FB	Tampa Bay
1985	7	173	James Harbour, WR	Indianapolis	2006	6	186	Tre' Stallings, OG	Kansas City
1985	8	219	Barry Wilburn, DB	Washington	2007	1	11	Patrick Willis, LB	San Francisco
1986	10	250	Benton Reed, DE	Tampa Bay	2007	7	221	Trumaine McBride, CB	Chicago
1986	12	312	Kent Austin, QB	St. Louis	2009	1	23	Michael Oher, OT	Baltimore
1987	7	191	Bill Smith, P	Green Bay	2009	1	24	Peria Jerry, DT	Atlanta
1987	9	245	Jonathan Shelley, DB	San Francisco	2009	3	84	Mike Wallace, WR	Pittsburgh
1987	11	294	Mario Perry, TE	L.A. Raiders	2009	7	231	Jamarca Sanford, S	Minnesota
1988	4	96	J.R. Ambrose, WR	Kansas City	2010	2	36	Dexter McCluster, RB-WR	Kansas City
1988	9	234	Todd Irvin, T	Detroit	2010	3	73	John Jerry, OG	Miami
1988	9	243	Jeff Herrod, LB	Indianapolis	2010	5	136	Kendrick Lewis, S	Kansas City
1989	2	56	Wesley Walls, TE	San Francisco	2010	6	175	Greg Hardy, DE	Carolina
1989	7	181	Stevon Moore, DB	New York Jets	2011	6	199	Jerrell Powe, DT	Kansas City
1989	10	272	Rodney Lowe, LB	New York Jets					
1989	12	317	Joe Mickles, RB	Washington					
1990	1	18	Tony Bennett, LB	Green Bay					
1990	8	194	Willie Green, WR	Cincinnati					
1990	9	237	Pat Coleman, WR	Houston					
1991	1	20	Kelvin Pritchett, DT	Dallas					

A — Selected in the first of two groups chosen during American Football League's first draft in 1960

B — Allocation Draft by Oakland in 1960 after first seven teams froze 11 players

C — Selected in 1966 Atlanta Falcons expansion draft

D — Selected in 1967 New Orleans Saints expansion draft

REBELS WITH THE PROS

Allen, Elmer, LB: Montreal (CFL), 1972
 Aldridge, Walter (Bo), T: Richmond (CONT), 1965
 Alliston, Vaughn (Buddy), G-LB: Winnipeg (CFL), 1956-58; Denver (AFL), 1960
 Ambrose, J. R., WR: Green Bay (NFL), 1988
 *Anderson, Charlie, LB: Houston (NFL), 2004-05-06-07; Miami (NFL), 2008-09; Kansas City (NFL), 2010
 *Andrews, Stacy, OT: Cincinnati (NFL), 2004-05-06-07-08; Philadelphia (NFL), 2009; Seattle (NFL), 2010
 Armstead, Jason, WR: Ottawa (CFL), 2004-05; Saskatchewan (CFL), 2006-07; Montreal (CFL), 2008; Seattle (NFL), 2010
 Armstrong, Tyji, TE: Tampa Bay (NFL), 1992-93-94-95; Dallas (NFL), 1996; Amsterdam (NFL-EU), 1998; St. Louis (NFL), 1998; All-Rookie, 1992
 Ashley, Tyrone, WR-LB: Memphis (ARFL), 1996
 Austin, Kent, QB: St. Louis (NFL), 1986; Saskatchewan (CFL), 1987-88-89-90-91-92-93; British Columbia (CFL), 1994; Toronto (CFL), 1995; Winnipeg (CFL), 1996—Grey Cup MVP, 1989; CFL Western All-Star, 1990; CFL All-Canadian All-Star, 1990
 Avery, John, RB: Miami (NFL), 1998-99; Denver (NFL), 1999; Chicago (XFL), 2001; Edmonton (CFL), 2002; Minnesota (NFL), 2003; Toronto (CFL), 2004-05-06-07—CFL PR All-Star, 2002
 Baldwin, Randy, RB: Minnesota (NFL), 1991; Cleveland (NFL), 1991-92-93-94; Carolina (NFL), 1995; San Francisco (NFL), 1995; Baltimore (NFL), 1996
 Barfield, Ken, T: Washington (NFL), 1954
 Beatty, Ed, C: San Francisco (NFL), 1955-56; Pittsburgh (NFL), 1957-61; Washington (NFL), 1961
 Bennett, Tony, OLB: Green Bay (NFL), 1990-91-92-93; Indianapolis (NFL), 1994-95-96-97
 Bernard, Dave, HB: Cleveland (NFL), 1944-45
 Biddle, Tave, WR: Carolina (NFL), 2006; Tampa Bay (NFL), 2007 (PS); New York Giants (NFL), 2008; Florida Tuskers (UFL), 2009
 Bilbo, Jonathan, P, T: Chicago Cardinals (NFL), 1938-39
 Bingham, Dwight, DE: Atlanta (NFL), 1987; Albany (ARFL), 1990; Columbus (ARFL), 1991; Orlando (ARFL), 1991
 Blair, Earl, HB: Toronto (CFL), 1956
 Blair, George, DHB: San Diego (AFL), 1961-62-63-64
 Boggan, Rex Reed, T: New York (NFL), 1955
 Bolin, Bookie, OG: New York (NFL), 1962-63-64-65-66-67; Minnesota (NFL), 1968-69
 Bonner, Antonious, DB: Ottawa (CFL), 1995; Toronto (CFL), 1997-98-99-2000-01-02-03-04-05-06
 Bowens, Tim, DT: Miami (NFL), 1994-95-96-97-98-99-2000-01-02-03-04—AFC Rookie of Year, 1994; All-Rookie, 1994; Pro Bowl, 1999
 Boykin, McKinley, DL: Cologne (NFL-EU), 2007; New Orleans (NFL), 2007; Florida Tuskers (UFL), 2009
 Bozeman, Michael, DT: Atlanta (NFL), 2006 (PS); Rhein (NFL-EU), 2007; Denver (NFL) 2007 (PS); Georgia (ARFL), 2008
 Brewer, Billy, DHB: Washington (NFL), 1960
 Brewer, Johnny, TE-LB: Cleveland (NFL), 1961-62-63-64-65-66-67; New Orleans (NFL), 1968-69-70—Pro Bowl 1967
 Brice, Alundis, DB: Dallas (NFL), 1995-96; Frankfurt (NFL-EU), 1997; Toronto (CFL), 1999; Saskatchewan (CFL), 2000
 Brinkley, Lester, DT-OL-DL: Pittsburgh (NFL), 1989 (DS), Dallas (NFL), 1990; Iowa (ARFL), 1995




DEXTER MCCLUSTER



STACY ANDREWS

Britt, Oscar, G: Washington (NFL), 1946
 Brown, Allen, TE: Green Bay (NFL), 1966-67
 Brown, Chad, DT: Phoenix (NFL), 1993-94-95
 Brown, Melvin, DB: Minnesota (NFL), 1983 (IR)-84 (IR)
 Brown, Raymond, QB-DS-P: Baltimore (NFL), 1958-59-60
 Brownlee, Vincent, WR: British Columbia (CFL), 1993
 *Burgess, Derrick, DE: Philadelphia (NFL), 2001-02-03(IR)-04, 2010; Oakland (NFL), 2005-06-07-08; New England (NFL) 2009—Pro Bowl, 2005-06
 Caldwell, Jim, G: Calgary (CFL), 1954
 Calicchio, Lonny, P: Philadelphia (NFL), 1997
 Churchwell, Hanson (Bull), DB: Washington (NFL), 1959; Oakland (AFL), 1960
 Clancy, Kendrick, DL: Pittsburgh (NFL), 2000-01-02-03-04; New York Giants (NFL), 2005; Arizona (NFL), 2006; New Orleans Saints (NFL), 2007-08-09
 *Claxton, Ben, C: Cleveland (NFL), 2003 (PS); Miami (NFL), 2003 (PS); Tampa Bay (NFL), 2003 (PS)-04; Berlin (NFL-EU), 2004-05; Atlanta (NFL), 2005-06; Detroit (NFL), 2008 (PS); Arizona (NFL) 2009-10—All-NFL Europe, 2004-05
 Clay, Bill, DS: Washington (NFL), 1966
 Cole, Eddie, LB: Detroit (NFL), 1979-80
 Coleman, Dennis, LB: New England (NFL), 1971; Calgary (CFL), 1972-73
 Coleman, Justin, DB: Winnipeg (CFL), 2004-05
 Coleman, Kem, LB: New England (NFL), 1978 (IR)-79 (IR)
 Coleman, Pat, WR: Houston (NFL), 1990; New England (NFL), 1990; Houston (NFL), 1991-92-93-94
 Collier, Tony, DB: British Columbia (CFL), 1994-95-96-97; Winnipeg (CFL), 1998
 Collins, Chris, WR: Pittsburgh (NFL), 2004 (PS); Hamburg (NFL-EU), 2005
 *Collins, Milton, DB: Calgary (CFL) 2008-09-10
 Cooper, Josh, DL: San Francisco (NFL), 2004; Frankfurt (NFL-EU), 2006; New Orleans (NFL), 2006-07; Florida Tuskers (UFL), 2009
 Commiskey, Chuck, OG: Philadelphia (NFL), 1981-82; Philadelphia-Baltimore (USFL), 1983-84-85; New Orleans (NFL), 1986-87-88
 Conerly Charlie, QB: New York (NFL), 1948-61 (14 Seasons)—All-Pro, 1948, 1957; Pro Bowl, 1951, 1957; NFL Rookie of the Year, 1948
 Cothren, Paige, FB-KS: Los Angeles (NFL), 1957-58; Philadelphia (NFL), 1959
 Crain, Milton, C: Montreal (CFL), 1959-60-61-62-63-64; Saskatchewan (CFL), 1964; Toronto (CONT), 1966-67
 Crawford, Eddie, Safety/Flanker: New York (NFL), 1957
 Crespino, Bobby, TE: Cleveland (NFL), 1961-62-63; New York (NFL), 1964-65-66-67-68
 Cunningham, Doug, RB: San Francisco (NFL), 1967-68-69-70-71-72-73; Washington (NFL), 1974
 Dale, Ronald, DE: Washington (NFL), 1950
 Darnell, John, QB: Tampa Bay (ARFL), 1991
 Davis, Lee, DB: Cincinnati (NFL), 1985; Seattle (NFL), 1985-86; Indianapolis (NFL), 1987
 Day, Eagle, QB: Winnipeg (CFL) 1956-57-58; Washington (NFL), 1959-60; Calgary (CFL), 1961-62-63-64-65-66-67; Toronto (CONT), 1967; Charleston (CONT), 1967; Toronto (CFL), 1968—All Pro, 1961-62;—Western Division Most Valuable Player (CFL), 1962
 Dennis, Mike, TB: Los Angeles (NFL), 1966 (IR); 1968-69-70 (IR)
 Dixon, Johnny, DB-LB: Shreveport (CFL), 1995; Frankfurt (WLAFL), 1995-96-97; Amsterdam (NFL-EU), 1998



WESLEY WALLS



BENJARVUS GREEN-ELLIS

Dodson, Leslie, HB: Pittsburgh (NFL), 1941
 Dotson, Dewayne, FB-LB: Miami (NFL), 1994-95; 1997; Nashville (ARFL), 1999-2000
 Dottley, John (Kayo), FB: Chicago (NFL), 1951-52-53—Pro Bowl, 1952
 Dunaway, Jim, DT: Buffalo (AFL), 1963-64-65-66-67-68-69; (NFL), 1970-71; Miami (NFL), 1972—All-Pro, 1966, 1968; Pro Bowl, 1966-67-68-69
 Dunn, Perry Lee, RB: Dallas (NFL), 1964-65; Atlanta (NFL), 1966-67-68; Baltimore (NFL), 1969
 Elam, Shane, LB: San Francisco (NFL), 2001; Atlanta (NFL), 2001
 Elmore, Doug, DHB: Washington (NFL), 1962; Calgary (CFL), 1963
 Erickson, Bill, G: New York (NFL), 1948
 Espy, Mike, WR: Washington (NFL), 2006-07 (IR)
 Fagan, Julian, P: New Orleans (NFL), 1970-71-72; New York Jets (NFL), 1973
 Farber, Hap, LB: Minnesota (NFL), New Orleans (NFL), 1970
 Farragut, Ken, C: Philadelphia (NFL), 1951-52-53-54; Pro Bowl, 1954
 Flowers, Charlie, FB: San Diego (AFL), 1960-61; New York (AFL), 1962
 Ford, Artis, DT-OL-DL: Cincinnati (NFL), 1993; Calgary (CFL), 1994 (PS); Memphis (ARFL), 1996
 Fourcade, John, QB: British Columbia (CFL), 1982; Memphis (USFL), 1984; New Orleans (NFL), 1987-88-89-90; Denver (ARFL), 1987; Miami (ARFL), 1993; Milwaukee (ARFL), 1994
 Fourcade, Keith, LB: Hamilton (CFL), 1987; New Orleans (NFL), 1987
 Franklin, Bobby, DS: Cleveland (NFL), 1960-61-62-63-64-65-66
 French, Rufus, TE: Seattle (NFL), 1999-2000
 Gilbert, Kiine, OT: Chicago (NFL), 1953-54-55-56-57—Pro Bowl, 1958
 Grant, Walter, K: Florida (ARFL), 1997; Nashville (ARFL), 1998
 Grantham, Larry, LB: New York (AFL), 1960-61-62-63-64-65-66-67-68-69; (NFL), 1970-71-72; Florida (WFL), 1974—All-Pro, 1960-61-62-63-64; Pro Bowl, 1963-64-65, 1967, 1970
 Green, Allen, KS: Dallas (NFL), 1961; Alabama (CONT), 1968-69
***Green, Marshay, DB:** Arizona, (NFL), 2010
 Green, Willie, WR: Detroit (NFL), 1990 (IR)-91-92-93; Tampa Bay (NFL), 1994; Carolina (NFL), 1995-96; Denver (NFL), 1997-98
***Green-Ellis, BenJarvus, RB:** New England (NFL), 2008-09-10
 Greenwich, Duke, HB-DB: Chicago (NFL), 1944
 Grice, Shane, OL-DL: Chicago (NFL), 2001; Tampa (NFL), 2001; Georgia (ARFL), 2004-08
 Griffin, Malakia, DB: Edmonton (CFL), 1998
 Griffin, Wade, OG: Baltimore (NFL), 1977-78-79-80-81-82-83
 Griffing, Glynn, QB: New York (NFL), 1963; Orlando (CONT), 1966
 Guy, Louis, DHB: New York (NFL), 1963; Oakland (AFL), 1964
 Haik, Michel (Mac), SE: Houston (AFL), 1968-69; (NFL), 1970-71
***Hall, Bruce, RB:** Buffalo (NFL), 2008; 2009 (PS), Denver (NFL), 2010 (PS)
 Hall, Parker, HB: Cleveland (NFL), 1939-40-41-42; San Francisco (AAC), 1946—Player of the Year, Rookie of the Year, All-Pro, 1939; Pro Bowl, 1940
 Hall, Whaley, T: Philadelphia (CONT), 1965-66
 Hand, Norman, DL: Miami (NFL), 1995-96; San Diego (NFL), 1997-98-99; New Orleans (NFL), 2000-01-02; Seattle (NFL), 2003; New York Giants (NFL), 2004
 Hapes, Merle, FB: New York (NFL), 1942, 1946; Hamilton (CFL), 1953-54
 Harbour, James, WR: Indianapolis Colts (NFL), 1985 (IR)
***Hardy, Greg, DE:** Carolina (NFL), 2010
 Harmon, Michael, FLK: New York Jets (NFL), 1983; Cleveland (NFL), 1983
 Harris, Bobby, OL: Frankfurt (NFL-EU), 2007; Orlando (ARFL), 2008
***Harris, Darryl, OG:** Kansas City (NFL), 2009-10 (PS)
 Harris, Tony, WR-DB: Tampa Bay (ARFL), 1995
 Harvey, Jim, OG: Oakland (AFL), 1966-67-68-69-70-71; Houston (NFL), 1972



JAMARCA SANFORD



ELI MANNING

Heard, Ronnie, DB: San Francisco (NFL), 2000-01-02-03-04; Atlanta (NFL), 2005
 Heidel, Jimmy, DS: St. Louis (NFL), 1966; New Orleans (NFL), 1967
 Hendrix, Robert (Bob), T: Seattle (CONT), 1968
 Herrod, Jeff, LB: Indianapolis (NFL), 1988-89-90-91-92-93-94-95-96; Philadelphia (NFL), 1997; Indianapolis (NFL), 1998
 Hickerson, Gene, OG: Cleveland (NFL), 1958-59-60, 1962-63-64-65-66-67-68-69-70-71-72-73—All-Pro, 1966; 1968-69-70; Pro Bowl, 1966-67-68-69-70-71; Outstanding Blocker Award (NFL), 1968
 Hindman, Stan, DE: San Francisco (NFL), 1966-67-68-69-70-71; 1973-74
 Hinton, Charles, C: New York (NFL), 1967-68-69
***Hodge, Shay, WR:** Cincinnati (NFL), 2010 (PS)
 Hofer, Paul, RB: San Francisco (NFL), 1976-77-78-79-80-81
 Hovious, Junie, HB: New York (NFL), 1945
 Howell, Earl (Dixie), RB: Los Angeles Dons (AAC), 1949
 Huddleston, Fuzzy, LB: New Orleans (NFL), 1987
 Hutchins, Von, DB: Indianapolis (NFL), 2004-05; Houston (NFL), 2006-07; Atlanta (NFL), 2008 (IR)
 Innocent, Dou, RB, Seattle (NFL), 1996-97 (IR)
 Jackson, Kenny, OL-DL: Columbus (ARFL), 2004
***Jerry, John, OG:** Miami (NFL), 2010
***Jerry, Peria, DL:** Atlanta (NFL), 2009 (IR)-2010
 Johnson, Joe, E: New York (NFL), 1948
***Johnson, Belton, OT:** Cincinnati (NFL), 2003 (PS) -04 (IR); Winnipeg (CFL), 2006; Saskatchewan (CFL), 2006 (PS) -07-08-09; Hamilton (CFL), 2010
 Johnson, Kerry, WR: Atlanta (NFL), 2005 (IR); Winnipeg (CFL), 2007-08
 Johnson, Marcus, OG: Minnesota (NFL), 2005-06-07-08; Tampa Bay (NFL), 2009
 Johnson, Rory, LB: New York Giants (NFL), 2007 (PS)
 Jones, Derek, DB-DS: Nashville (ARFL), 1997; Edmonton (CFL), 1998
 Kempinska, Charles, G: San Diego (AFL), 1960



KENDRICK LEWIS



DEUCE McALLISTER



MICHAEL OHER



MICHEAL SPURLOCK

HISTORY & RECORDS

Keyes, Jimmy, LB-KS: Miami (AFL), 1968-69
 Khayat, Robert, G-KS: Washington (NFL), 1960, 1962-63; NFL Pro Bowl, 1961
 Kinard, Billy, DHB: Cleveland (NFL), 1956; Green Bay (NFL), 1957-58; Buffalo (AFL), 1960
 Kinard, Frank (Bruiser), T: Brooklyn (NFL), 1938-39-40-41-42-43-44; New York (AAC), 1946-47—All-Pro, 1938-40-41-44-46; Pro Bowl, 1939-40, 1942
 Kinard, George, C: Brooklyn (NFL), 1941-42; New York (AAC), 1947
 Kirk, Ken, LB: Chicago (NFL), 1960-61; Pittsburgh (NFL), 1962; Los Angeles (NFL), 1963
 Knott, David, DB: Winnipeg (CFL), 2002
 Kozel, Chet, T: Buffalo (AAC), 1947-48; Chicago Rockets (AAC), 1948
 Lambert, Frank, P: Pittsburgh (NFL), 1965-66
 Lane, Skip, DB: Washington (NFL), 1987
 Lee, Brian, K: Memphis (ARFL), 1995
***Lewis, Kendrick, DB:** Kansas City (NFL), 2010
 Lindsay, Everett, OT: Minnesota (NFL), 1993-94 (IR)-95-96-97-98, 2001-02-03; Barcelona (WLAFL), 1997; Baltimore (NFL), 1999; Cleveland (NFL), 2000
 Lindsey, Steve, K: Jacksonville (NFL), 1999-2000; Denver (NFL), 2000
 Lott, Billy, HB: New York (NFL), 1958; Oakland (AFL), 1960; Boston (AFL), 1961-62-63
 Lowery, Michael, LB: Chicago (NFL), 1996-97; Rhein (NFL-EU), 1999
 Lucas, Ken, CB: Seattle (NFL), 2001-02-03-04; 2009; Carolina (NFL), 2005-06-07-08
 Luke, Tommy, DB: Denver (AFL), 1968
 Maddox, John, E: Richmond (CONT), 1966
 Mangum, Kris, TE: Carolina (NFL), 1997-98-99-2000-01-02-03-04-05-06
 Mangum, Pete, LB-FB: New York (NFL), 1954; Winnipeg (CFL), 1957-58; Denver (AFL), 1960
 Manning, Archie, QB: New Orleans (NFL), 1971-72-73-74-75-76-77-78-79-80-81; Houston (NFL), 1982-83; Minnesota (NFL), 1983-84—Pro Bowl, 1979-80
***Manning, Eli, QB:** New York Giants (NFL), 2004-05-06-07-08-09-10—Super Bowl XLII MVP—Pro Bowl, 2008
 McAllister, Deuce, RB: New Orleans (NFL), 2001-02-03-04-05-06-07-08-09—Pro Bowl, 2003-04-05
***McBride, Trumaine, CB:** Chicago (NFL), 2007-08-09, Arizona (NFL), 2010
 McCain, Robert, E: Brooklyn Dodgers (AAC), 1946
 McClendon, Ronald, RB: Edmonton (CFL), 2004 (PS) -05; 2007-08
 McClure, Wayne (Mac), LB: Cincinnati (AFL), 1968 (NFL) 1970; Kansas City (NFL), 1971
***McCluster, Dexter, WR:** Kansas City (NFL), 2010
 McGee, Buford, TB: San Diego (NFL), 1984-85-86; Los Angeles Rams (NFL), 1987-88-89-90-91; Green Bay (NFL), 1992
 McLeish, Thomas, FB-LB: Memphis (ARFL), 1995
 Metcalf, Terrence, OG: Chicago (NFL), 2002-03-04-05-06-07-08
 Mickles, Joe, FB: Washington (NFL), 1989; San Diego (NFL), 1990
 Miller, Jeff, OL-DL: Green Bay (NFL), 1995 (IR), 1996 (IR); Rhein (NFL-EU), 1999; Tampa Bay (ARFL), 2001; Houston (ARFL), 2001
 Miller, Jim, P: San Francisco (NFL), 1980-81-82-83; Dallas (NFL) 1983-84; Memphis (USFL), 1985; New York Giants (NFL), 1987
 Miller, Romaro, QB: Minnesota (NFL), 2001; Rhein (NFL-EU), 2002; Ottawa (CFL), 2003; Toronto (CFL), 2004
 Mitchell, Chris, DB: Philadelphia (NFL), 1991 (IR)-92 (IR)
***Mitchell, Jayme, DE:** Minnesota (NFL), 2006-07-08 (IR), 09-10; Cleveland (NFL) 2010
 Mitchell, Russell, C: Birmingham (USFL), 1984; New Jersey (USFL), 1985; New York Giants (NFL), 1987
 Moffett, Tim, WR: Los Angeles Raiders (NFL), 1985-86; San Diego (NFL), 1987



CHRIS SPENCER




MIKE WALLACE

Montgomery, Tyrone, RB: Los Angeles Raiders (NFL), 1993-94; St. Louis (NFL), 1996; Winnipeg (CFL), 1997-98
 Moore, Stevon, DB: New York Jets (NFL), 1989 (IR); Miami (NFL), 1990-91; Cleveland (NFL), 1992-93-94-95; Baltimore (NFL), 1996-97-98-99
 Morris, Charles A., TB: Arkansas (CONT), 1968-69
 Murphy, Harvey (Ham), E: Cleveland Rams (NFL), 1940
 Myers, Ricky, WR: New Orleans (NFL), 1987
 Nunn, Freddie Joe, LB: St. Louis (NFL), 1985-86-87-88; Phoenix (NFL), 1989-90-91-92-93; Indianapolis (NFL), 1994-95-96; UPI All-Rookie Team, 1985
***Oher, Michael, OL:** Baltimore (NFL), 2009-10 —All-Rookie, 2009
 Owens, Darrick, WR: San Francisco (NFL), 1993 (DS)-94
***Palmer, Ashlee, LB:** Buffalo (NFL), 2009; Detroit (NFL), 2010
***Parnell, Jermey, OL:** New Orleans (NFL), 2009 (PS)-2010 (PS); Miami (NFL), 2010; Dallas (NFL), 2010
 Patridge, Stewart, QB: New England (ARFL), 2000; Florida (ARFL), 2001; Chicago (ARFL), 2000; Carolina (ARFL), 2001
 Patton, Jimmy, DS: New York (NFL), 1955-66—All-Pro, 1958-59-60-61-62-63; Pro Bowl, 1959-60-61-62-63
 Pearson, Vashon, RB: Indianapolis (NFL), 2005 (PS)
 Perry, Leon, RB: New York Giants (NFL), 1980-81-82-83; Birmingham (USFL), 1984-85
 Perry, Mario, TE: Los Angeles Raiders (NFL), 1987
 Phenix, Pat, OT: Birmingham (USFL), 1983-84-85
 Philpot, Cory, RB: British Columbia (CFL), 1993-94-95-96-97; Winnipeg (CFL), 1999-2000
 Poole, Barney, E: New York (AAC), 1948; Dallas Texans (NFL), 1952; Baltimore (NFL), 1953; New York (NFL), 1954-55
 Poole, Jim (Buster), E: New York (NFL), 1937-38-39-40-41, 1946—All-Pro, 1939-40, 1946; Pro Bowl, 1939-40
 Poole, Oliver, E: Baltimore (AAC), 1948; New York Yankees (AAC), 1949; Detroit (NFL), 1949
 Poole, Ray, DE: New York (NFL), 1947-48-49-50-51-52; Montreal (CFL), 1953-54—All-Pro 1950, 1953-54
 Preston, Roell, WR-KR: Atlanta (NFL), 1995-96; Green Bay (NFL), 1997-98; Tennessee (NFL), 1999; San Francisco (NFL), 1999—All-Pro (2nd), 1998; Pro Bowl, 1999; Chicago (XFL), 2001; Saskatchewan (CFL), 2001
 Pritchett, Kelvin, DT: Detroit (NFL), 1991-92-93-94, 1999-2000-01-02-03-04; Jacksonville (NFL), 1995-96-97-98
 Razzano, Rick, FB: Tampa Bay (NFL), 2005
 Reed, Benton, DL: New England (NFL), 1987
 Reed, Leroy, SE: Pittsburgh (NFL), 1958
 Reed, Robert, WR: San Diego (NFL), 1999-2000; Toronto (CFL), 2001
 Reyes, Tutan, OL: New Orleans (NFL), 2000-01-02 (PS); Tampa Bay (NFL), 2002; Carolina (NFL), 2002-03-04-05; Buffalo (NFL), 2006; Jacksonville (NFL), 2007-08; New York Giants (NFL), 2009; Houston (NFL), 2009
 Reynolds, Billy, HB: Brooklyn (NFL), 1944; Chicago Cardinals (NFL), 1945
 Rice, Al, LB: Amsterdam (NFL-EU), 2001
 Roberson, Lake Jr., E: Detroit (NFL), 1945
 Rone, Andre, WR: Berlin (NFL-EU), 1999; Detroit (NFL), 1999-2000 (PS); Buffalo (NFL), 2002
***Sanford, Jamarca, DB:** Minnesota (NFL), 2009-10
 Sartin, Dan, DT: Arkansas (CONT), 1968; San Diego (AFL), 1969
 Schneiler, Bill, B: Philadelphia (NFL), 1940
 Scott, Antoine, OL-DL: Arizona (ARFL), 2004-05



PATRICK WILLIS



KEN LUCAS

Shelley, Jonathan, CB: San Francisco (NFL), 1987
 Simpson, Jackie, G-LG: Montreal (CFL), 1958-59-60-61; Denver (AFL), 1961; Oakland (AFL), 1962-63-64; Toronto (CFL), 1965; Winnipeg (CFL), 1965
 Small, Eddie, WR: Ottawa (CFL), 1995
 Smith, H.A., E: Chicago (NFL), 1947-48
 Smith, Ralph, E: Philadelphia (NFL), 1962-63-64; Cleveland (NFL), 1965-66-67-68; Atlanta (NFL), 1969
 Spearman, Armegis, LB: Cincinnati (NFL), 2000-01-02; Houston (NFL), 2003—All-Rookie, 2000
 *Spencer, Chris, C: Seattle (NFL), 2005-06-07-08-09-10
 *Spurlock, Micheal, WR: Arizona (NFL), 2006; Tampa Bay (NFL), 2007-08 (PS)-09-10; San Francisco (NFL), 2009
 Stackhouse, Charles, FB: New York Giants (NFL), 2002; Minnesota (NFL), 2003; Philadelphia (ARFL), 2005 (IR)
 Stallings, Tre', OG: Kansas City (NFL), 2006-07; Amsterdam (NFL-EU), 2007; Baltimore (NFL), 2008 (PS)
 *Stephens, Emmanuel, DE: Atlanta (NFL), 2010 (PS)
 Street, Don, FB: Sacramento (CONT), 1968
 Stribling, Bill, E: New York (NFL), 1951-52-53; Philadelphia (NFL), 1955-56-57; Toronto (CFL), 1960
 Strickland, Tim, DB: Amsterdam (NFL-EU), 2001; Montreal (CFL), 2002-03-04-05-06-07; Toronto (CFL), 2008—Eastern Division All-Star, 2003
 Studdard, Vernon, WR-KORS: New York Jets (NFL), 1971
 Taylor, Syniker, DB: Ottawa (CFL), 2004-05
 Terrell, Marvin, OG: Dallas (AFL), 1960-61-62; Kansas City (AFL), 1963; Toronto (CFL), 1964—Pro Bowl, 1963
 Terrell, Ray, HB: Cleveland (AAC), 1946-47; Baltimore (NFL), 1947
 Thomas, Andre, FB: Birmingham (USFL), 1984-85; Minnesota (NFL), 1987
 Thomas, Fred, DB: Seattle (NFL), 1996-97-98-99; New Orleans (NFL), 2000-01-02-03-04-05-06-07
 Thomas, Marquise, DE: Indianapolis (NFL), 1993
 Toler, Ken, WR: New England (NFL), 1981-82; Birmingham (USFL), 1984-85
 Townsend, Andre, DT: Denver (NFL), 1984-85-86-87-88-89-90
 *Trahan, Patrick, LB: Tennessee (NFL), 2010 (PS); Chicago (NFL), 2010 (PS)
 Turnbow, Guy, T: Philadelphia (NFL), 1933-34
 Urbaneck, Jim, DT: Miami (AFL), 1968
 Vaughan, Robert, OG: Denver (AFL), 1968
 *Vaughn, Cassius, DB: Denver (NFL), 2010
 Vaughn, Gerald, DB: Calgary (CFL), 1993-94-95; Winnipeg (CFL), 1996; Hamilton (CFL), 1997-98-99-2000-01; Ottawa (CFL) 2002-03-04-05—CFL All-Star, 1998-99
 *Vincent, Keydrick, OG: Pittsburgh (NFL), 2001-02-03-04; Baltimore (NFL), 2005-06; Arizona (NFL), 2007; Carolina (NFL), 2008-09; Tampa Bay (NFL), 2010
 Wade, Todd, OL: Miami (NFL), 2000-01-02-03; Houston (NFL), 2004-05; Washington (NFL), 2006-07; Jacksonville (NFL), 2008—All-Rookie, 2000
 Walker, Greg, OG: Calgary (CFL), 1987
 *Wallace, Mike, WR: Pittsburgh (NFL), 2009-10
 Walls, Wesley, TE: San Francisco (NFL), 1989-90-91-92-93; New Orleans (NFL), 1994-95; Carolina (NFL), 1996-97-98-99-2000-01-02; Green Bay (NFL), 2003—All-Pro, 1996-97-99; Pro Bowl, 1996-97-98-99, 2001
 Ware, Cassius, FB-LB: Memphis (ARFL), 1995

REBELS IN THE SUPER BOWL

I	Allen Brown, TE, Green Bay	XXXII	Willie Green, WR, Denver
II	Allen Brown, TE, Green Bay	XXXIII.....	Willie Green, WR, Denver
III	Larry Grantham, LB, N.Y. Jets		Nate Wayne, LB, Denver
VII	Jim Dunaway, DT, Miami	XXXVIII.....	Kris Mangum, TE, Carolina
XII	Norris Weese, QB, Denver		Tutan Reyes, OG, Carolina
XVI	Paul Hofer, RB, San Francisco	XXXVIII.....	Derrick Burgess, DL, Philadelphia
	Jim Miller, P, San Francisco		Nate Wayne, LB, Philadelphia
XXII	Barry Wilburn, DB, Washington	XL.....	Chris Spencer, C, Seattle
	Andre Townsend, DT, Denver	XLI.....	Terrence Metcalf, OL, Chicago
XXIV	Wesley Walls, TE, San Francisco	XLII.....	Eli Manning, QB, New York Giants
	Andre Townsend, DT, Denver	XLV.....	Mike Wallace, WR, Steelers
XXX	Alundis Brice, DB, Dallas		

Wayne, Nate, LB: Denver (NFL), 1998-99; Barcelona (NFL-EU), 1999; Green Bay (NFL), 2000-01-02; Philadelphia (NFL), 2003-04; Detroit (NFL), 2005
 Weathers, Curtis, TE: Cleveland (NFL), 1979-80-81-82-83-84-85
 Weese, Norris, QB: Hawaii (WFL), 1974; Denver (NFL), 1976-77-78-79
 Wilburn, Barry, DB: Washington (NFL), 1985-86-87-88-89; Cleveland (NFL), 1992; Saskatchewan (CFL), 1993; British Columbia (CFL), 1994; Philadelphia (NFL), 1995-96; Winnipeg (CFL), 1998-99—All-Pro, 1987
 Williams, Ben, DE: Buffalo (NFL), 1976-77-78-79-80-81-82-83-84-85—Pro Bowl, 1983
 *Willis, Patrick, LB: San Francisco (NFL), 2007-08-09-10—All-Pro, 2007, 2009, 2010; Pro Bowl, 2007-08-09-10; Defensive Rookie of the Year, 2007
 Winther, Wimpy, C: Green Bay (NFL), 1971; New Orleans (NFL), 1972-73; Detroit (WFL), 1974; Birmingham (WFL), 1974-75
 Wonsley, Nathan, TB: Tampa Bay (NFL), 1986-86 (IR)
 Woodruff, Lee (Cowboy), HB: Providence Steamrollers (NFL), 1931; Boston Braves (NFL), 1932; Philadelphia (NFL), 1933
 Woodruff, James (Cowboy), HB: Edmonton (CFL), 1960
 Yelverton, Billy, T: Calgary (CFL), 1960; Denver (AFL), 1960
 Zeigler, Doug, TE: Tampa Bay (NFL), 2004 (PS); Cleveland (NFL), 2004 (PS); San Francisco (NFL), 2004 (PS)

*Active Player (IR) — Injured Reserve
 (DS) — Developmental Squad (PS) — Practice Squad
 Guide to Abbreviations: AAC—All American Conference (1946-49); AFL—American Football League; ARFL—Arena Football League; CONT — Continental Football League; CFL—Canadian Football League; NFL—National Football League; NFL-EU—National Football League, Europe League; USFL—United States Football League; WFL—World Football League; WLAF—World League of American Football

* — On 2010 or 2011 roster at time of publication



JOHN JERRY



DERRICK BURGESS



TRUMAINE McBRIDE



KRIS MANGUM

INDIVIDUAL RECORDS

SINGLE GAME

SCORING

Most Points: *†42, Showboat Boykin vs. Mississippi State, 1951
 Most Touchdowns: *†7, Showboat Boykin vs. Mississippi State, 1951
 Most TD Rushing: *†7, Showboat Boykin vs. Mississippi State, 1951
 Most TD Passing: 6, Eli Manning vs. Arkansas, 2001; 5, Eli Manning vs. Murray State, 2001
 Most TD Passes Caught: 3, Johnny Brewer vs. Tulane, 1960; Louis Guy vs. Houston, 1962; Pat Coleman vs. Arkansas State, 1989; 3, Chris Collins vs. Murray State, 2001; Jason Armstead vs. Arkansas, 2001; Chris Collins vs. Auburn, 2002
 Most TD By Rush and Pass: 6, Charlie Conerly vs. Tennessee, 1947; 6, Eli Manning vs. Arkansas, 2001
 Most Extra Points by Kicking: 8, Tim Montz vs. Southern Illinois, 1994; 8, Jonathan Nichols, Louisiana-Monre, 2003; 8, Joshua Shene vs. Louisiana-Monroe, 2008
 Most Field Goals: 6, Jonathan Nichols vs. Texas Tech, 2003

TOTAL OFFENSE

Most Plays: 69, Archie Manning vs. Southern Miss, 1970
 Most Yards: †540, Archie Manning vs. Alabama, 1969
 Best Average Gain: †21.4, Eagle Day (10) vs. Villanova, 1954

RUSHING

Most Plays: 40, John Dottley vs. Mississippi State, 1949; 40, Deuce McAllister vs. Mississippi State, 1998
 Most Yards: 282, Dexter McCluster vs. Tennessee, 2009; 242, Dou Innocent vs. Mississippi State, 1995; 241, Randy Baldwin vs. Tulane, 1990
 Best Average Gain: 20.0, Bobby Yandell (6) vs. Arkansas, 1941

PASSING

Most Passes: 57, Eli Manning vs. Texas Tech, 2002; 56, Archie Manning vs. Southern Miss, 1970; 56, Eli Manning vs. Arkansas, 2002
 Most Completions: 42, Eli Manning vs. Arkansas, 2002
 Consecutive Completions: 18, Eli Manning vs. Murray State, 2001; 15, Kent Austin vs. Tennessee, 1982; 11, Charles Conerly vs. Mississippi State, 1947; 11, Bobby Garner vs. Memphis State, 1978
 Most Yards: 436, Archie Manning vs. Alabama, 1969
 Best Percentage:
 (Minimum 50 Attempts): 75.0, Eli Manning (42 of 56) vs. Arkansas, 2002; 74.0, Kent Austin (37 of 50) vs. Tennessee, 1982; 63.5, Archie Manning (33 of 52) vs. Alabama, 1969
 (Minimum 40 Attempts): 76.7, Stewart Patridge (33 of 43) vs. Georgia, 1997; 74.5, Eli Manning (35 of 47) vs. Georgia, 2001; 65.0, Romaro Miller (26 of 40) vs. Memphis, 1998; 64.3, Eli Manning (27 of 42) vs. Arkansas, 2001; 63.6, Eli Manning (28 of 44) vs. LSU, 2001
 (Minimum 30 Attempts): 80.6, Eli Manning (25 of 31) vs. Middle Tennessee, 2001; 76.4, Stewart Patridge (26 of 34) vs. Tulane, 1997; 70.5, Josh Nelson (24 of 34) vs. Auburn, 1994; 68.8, Kent Austin (22 of 32) vs. Arkansas State, 1985; 66.7, Jevan Snead (22 of 33) vs. Arkansas, 2009; 65.6, Kent Austin (21 of 32) vs. LSU, 1984; Ethan Flatt (21 of 32) vs. Vanderbilt, 2004; 63.3, Norris Weese (19 of 30) vs. LSU, 1973
 (16-20 Attempts): 94.7, Kent Austin (18 of 19) vs. Tulane, 1982; 88.2, Bobby Garner (15 of 17) vs. Memphis State, 1978; 85.0, Josh Nelson (17 of 20) vs. Indiana State, 1995; 81.0, Romaro Miller (17 of 21) vs. Vanderbilt, 1999; 77.3, Archie Manning (17 of 22) vs. Memphis State, 1970
 (11-15 Attempts): 86.7, Jake Gibbs (13 of 15) vs. Mississippi State, 1960; 84.6, Jake Gibbs (11 of 13) vs. Tennessee, 1960; 81.8, Charlie Conerly (9 of 11) vs. Tulane, 1947; 81.8, Jake Gibbs (9 of 11) vs. Tennessee, 1959
 (5-10 Attempts): 100.0, Jim Weatherly (7 of 7) vs. LSU, 1963; 100.0, Doug Elmore (5 of 5) vs. Houston, 1961; 100.0, Russ Shows (5 of 5) vs. Vanderbilt, 1991; 100.0, Paul Head (5 of 5) vs. Indiana State, 1995
 (Under 5 Attempts): 100.0, Bobby Wilson (4 of 4) vs. LSU, 1948; 100.0, Bobby Labour (4 of 4) vs. Chattanooga, 1948; 100.0, Glynn Griffing (4 of 4) vs. Chattanooga, 1962

PASS RECEPTIONS

Most Caught: 13, Barney Poole vs. Chattanooga, 1947; 13, Floyd Franks vs. Alabama, 1969
 Most Yards: 210, Eddie Small (6) vs. Vanderbilt, 1993; 200, Pat Coleman (6) vs. Arkansas State, 1989

PUNTING

Most Punts: 12, Bobby Wilson (489) vs. Vanderbilt, 1948; 12, Jim Miller (472) vs. Missouri, 1978; 12, Julian Fagan (449) vs. Chattanooga, 1968
 Most Yards: 503, Cody Ridgeway vs. Florida, 2002
 Best Average: †84.5, Bill Smith (2) vs. Southern Miss, 1984
 Longest Punt: †92, Bill Smith vs. Southern Miss, 1984

PUNT RETURNS

Most Returns: 9, Marshay Green vs. Mississippi State, 2008
 Most Yards: 157, Jason Armstead vs. Memphis, 2002
 Best Average: 73.0, Ta'Boris Fisher (1) vs. VMI, 1996; 43.5, Andre Rone (2) vs. VMI, 1996; 43.3, Vincent Brownlee vs. Vanderbilt, 1991

KICKOFF RETURNS

Most Returns: 7, Jesse Grandy vs. Auburn, 2010; 7, Jeff Scott vs. LSU, 2010; 7, Jesse Grandy vs. Mississippi State, 2009; 6, Rick Kimbrough vs. Alabama, 1974; 6, Tyrone Ashley vs. Alabama, 1989; 6, Vincent Brownlee vs. Georgia, 1991; 6, Deuce McAllister vs. Alabama, 1999; 6, Deuce McAllister vs. Georgia, 2000; 6, Ronald McClendon vs. Alabama, 2002; 6, Bryan Brown vs. South Carolina, 2003; 6, Marshay Green vs. Florida, 2007; 6, Mike Wallace vs. South Carolina, 2008; 6, Mike Wallace vs. Vanderbilt, 2008
 Most Yards: 202, Mike Wallace vs. Vanderbilt, 2008
 Best Average: 60.0, John Avery (2) vs. Arkansas State, 1996; 57.5, Marshay Green (2) vs. LSU, 2006
 Best Average (Minimum 3): †52.7, Deuce McAllister (3) vs. Arkansas, 1999

ALL-PURPOSE YARDS

Yards: 324, Dexter McCluster vs. Tennessee (282 rushing, 42 receiving); 317, Deuce McAllister vs. Arkansas (125 rushing, 34 receiving, 158 KO), 1999

SEASON

SCORING

Most Points Scored: 124, Jonathan Nichols, 2003
 Most Points by Kicking: 124, Jonathan Nichols, 2003
 Most Touchdowns: 17, Brandon Bolden, 2010; 17, Deuce McAllister, 2000
 Most TD Rushing: 14, Brandon Bolden, 2010; 14, John Dottley, 1949; 14, Archie Manning, 1969; 14, Deuce McAllister, 2000
 Most TD Passing: 31, Eli Manning, 2001
 Most TD Passes Caught: 10, Chris Collins, 2002
 Most TD by Punt Returns: 2, Ray Hapes, 1937; 2, Leonard Stagg, 1942; 2 Jerry Tibbler, 1948; 2, Vernon Studdard, 1970
 Most TD by Kickoff Returns: 2, Ray Hapes, 1935; 2, John Avery, 1996; 2, Jesse Grandy, 2009
 Most Extra Points: 52, Joshua Shene, 2008
 Best Extra Point Pct.: 1.000, Joshua Shene, 2008 (52-52); 1.000, Joshua Shene, 2006 (20-20); 1.000, Jonathan Nichols, 2003 (49-49); 1.000, Jonathan Nichols, 2002 (40-40); 1.000, Les Binkley, 1999 (36-36); 1.000, Tim Montz, 1994 (30-30); 1.000, Greg Houge, 1989 (29-29); 1.000, Bryan Owen, 1986 (28-28); 1.000, Tim Montz, 1996 (26-26); 1.000, Steve Lavinghouze, 1973 (25-25); 1.000, Brian Lee, 1992 (25-25); 1.000, Perry King, 1968 (22-22); 1.000, Jimmy Keyes, 1966 (20-20); 1.000, Jonathan Nichols, 2004 (19-19); Steve Lavinghouze, 1975 (18-18); 1.000, Steve Kavinghouze, 1974 (16-16)
 Most Field Goals: 25, Jonathan Nichols (25-29), 2003

TOTAL OFFENSE

Most Plays: 520, Eli Manning, 2002
 Most Plays Per Game: 40.2, Eli Manning, 2001; 40.0, Eli Manning, 2002; 38.9, Archie Manning, 1969
 Most Yards: 3,572, Eli Manning, 2003
 Most Yards Per Game: 274.8, Eli Manning, 2003
 Best Average Per Play:
 (Minimum 200 offensive plays): 7.53, Parker Hall, 1938
 (Less than 200 offensive plays): 8.1 Glynn Griffing, 1961

RUSHING

Most Plays: 234, BenJarvus Green-Ellis, 2006
 Most Plays Per Game: 21.5, Steve Hindman, 1967
 Most Yards: 1,312, John Dottley, 1949
 Most Yards Per Game: 131.2, John Dottley, 1949
 Best Average Per Play: 7.4, Charlie Flowers, 1957

PASSING

Most Passes: 481, Eli Manning, 2002; 441, Eli Manning, 2003; 408, Eli Manning, 2001
 Most Completions: 279, Eli Manning, 2002; 275, Eli Manning, 2003; 259, Eli Manning, 2001
 Consecutive Passes Without An Interception: 200, Stewart Patridge, 1997; 168, Eli Manning, 2001; 145, Josh Nelson, 1994; 133, Eli Manning 2002-2003; 131, Kent Austin, 1984; 110, Eli Manning, 2002; 104, John Fourcade, 1981
 Best Percentage (Minimum 250 attempts): 64.8, Stewart Patridge (228-352)
 Most Yards: 3,600, Eli Manning, 2003; 3,401, Eli Manning, 2002; 2,948, Eli Manning, 2001
 Fewest Interceptions: 1 (71), Kenny Lyons, 1971; 1 (69), Roy Coleman, 1978; 1 (55), Norris Weese, 1973; 2 (94), Jake Gibbs, 1959; 2 (95), John Darnell, 1987; 2 (91), Glynn Griffing, 1961; 2 (79), Bobby Garner, 1978; 3 (62), Tom Luke, 1991; 4 (86), John Fourcade, 1978; 5 (251), John Fourcade, 1981; 5 (136), Russ Shows, 1990; 5 (78), Chris Osgood, 1986
 Most Interceptions: 20 (351) Jevan Snead, 2009; 20 (286) John Fourcade, 1980; 16 (297) Seth Adams, 2007; 15 (211) Kent Austin, 1983; 15 (481) Eli Manning, 2002; 14 (170) Jim Weatherly, 1964
 Pass Efficiency (Minimum 250 attempts): 148.1, Eli Manning, 2003
 Average Yards Per Pass (Minimum 250 attempts): 8.4, Jevan Snead, 2008
 Average Yards Per Completion (Minimum 250 pass attempts): 15.0, Jevan Snead, 2008
 250-yard Passing Games: 9, Eli Manning, 2003
 300-yard Passing Games: 4, Eli Manning, 2003; 4, Eli Manning, 2002

PASS RECEPTIONS

Most Caught: 77, Chris Collins, 2003
 Most Yards: 1,135, Shay Hodge, 2009; 949, Chris Collins, 2003; 816, Willie Green, 1989; 812, Chris Collins, 2002
 Best Average Gain: 27.2, Jack Stribling, 1949 (22)
 100-yard Receiving Games: 5, Shay Hodge, 2009; 4, Chris Collins, 2001; 4, Chris Collins, 2003; 4, Mike Wallace, 2008

PASS INTERCEPTIONS

Most Intercepted: 10, Bobby Wilson, 1949
 Most Yards Returned: 160, Bobby Wilson, 1947
 Best Average (Minimum 5 interceptions): 29.8, Bobby Wilson, 1948

PUNTING

Most Punts: 78, Charles Childers, 1988
 Most Yards: 3,283, Jim Miller, 1978
 Best Average: 48.7, Merle Hapes, 1940; 47.7, Bill Smith, 1984; 46.4, Tyler Campbell, 2010

PUNT RETURNS

Most Returned: 43, Mike Espy, 2003
 Most Yards: 498, Junie Hovious, 1940
 Best Average: 29.9, Jerry Tibbler, 1948

KICKOFF RETURNS

Most Returned: 35, Mike Wallace, 2008
 Most Yards: 861, Mike Wallace, 2008
 Best Average: 32.8, Michael Sweet, 1974 (8); 28.6, Lee Davis, 1984 (8); 28.2, Doug Cunningham, 1964 (13)

ALL-PURPOSE YARDS

Yards: 1,737, Mike Wallace (92 rush, 784 receiving, 861 KOR), 2008
 Average Per Game: 169.2, Deuce McAllister (10 games), 1999

DEFENSE

Interceptions: 10, Bobby Wilson (70 yards), 1949
 Tackles: 168, Jeff Herrod, 1986

CAREER

STARTS

Most Starts: 49, Marcus Tillman, 2006-09; 48, Tre' Stallings, 2002-05; 48, Marcus Johnson, 2001-04; 47, Michael Oher, 2005-08

SCORING

Most Points Scored: 344, Jonathan Nichols, 2001-04; 246, Deuce McAllister, 1997-2000
 Most Points by Kicking: 344, Jonathan Nichols, 2001-04; 310, Joshua Shene, 2006-09; 207, Brian Lee, 1989-92
 Most Touchdowns: 41, Deuce McAllister, 1997-2000
 Most TD Rushing: 37, Deuce McAllister, 1997-2000
 Most TD Passing: 81, Eli Manning, 2000-03
 Most TD Passes Caught: 24, Chris Collins, 2000-03
 Most Field Goals: 63, Jonathan Nichols, 2001-04

Most Extra Points: 155, Jonathan Nichols, 2001-04

Consecutive Extra Points: 117, Jonathan Nichols, 2001-04; 88, Joshua Shene, 2006-09; 59, Steve Lavinghouze, 1973-75; 54, Bryan Owen, 1985-87; 45, Les Binkley, 1999-2000; 40, Jimmy Keyes, 1965-66-67

TOTAL OFFENSE

Most Plays: 1491, Eli Manning, 2000-03
 Most Yards: 9984, Eli Manning, 2000-03
 Best Average Per Play:
 (Minimum 400 offensive plays): 7.06, Jevan Snead, 2008-09 (787-5555)
 (Less than 400 offensive plays): 6.64, Doug Elmore, 1959-1961 (275-1827)

RUSHING

Most Plays: 630, Joe Gunn, 1998-2001; 616, Deuce McAllister, 1997-2000
 Most Yards: 3,060, Deuce McAllister, 1997-2000
 Best Average Per Play: 6.6, Showboat Boykin, 1949-51
 100-yard Rushing Games: 14, Deuce McAllister, 1997-2000

PASSING

Most Passes: 1,363, Eli Manning, 2000-03
 Most Completions: 829, Eli Manning, 2000-03
 Most Yards: 10,119, Eli Manning, 2000-2003
 Best Percentage (Minimum 500 attempts): 60.8, Eli Manning (829-1363), 2000-03; 60.8, Stewart Patridge (310-510), 1994-97
 Consecutive Games with a TD Pass: 16, Eli Manning, 2000-02; 13, Jevan Snead, 2008-09; 8, Archie Manning, 1969-1970; 8, Romaro Miller 1999.
 Pass Efficiency (Minimum 500 attempts): 137.7, Eli Manning, 2000-03
 Average Yards Per Pass (Minimum 500 attempts): 8.0, Jevan Snead, 2008-09
 Average Yards Per Completion (Minimum 500 attempts): 14.4, Jevan Snead, 2008-09
 200-yard Passing Games: 32, Eli Manning, 2000-03
 250-yard Passing Games: 15, Eli Manning, 2000-03
 300-yard Passing Games: 10, Eli Manning, 2000-03

PASS RECEPTIONS

Most Passes Caught: 198, Chris Collins, 2000-03
 Most Yards: 2,646, Shay Hodge, 2006-09
 Best Average Gain: 23.5, Jesse Ward, 1938-39
 100-yard Receiving Games: 11, Chris Collins, 2000-03

PASS INTERCEPTIONS

Most Intercepted: 20, Bobby Wilson, 1946-49
 Most Yards Returned: 379, Bobby Wilson, 1946-49
 Best Average (Minimum 7 interceptions): 18.3, Parker Hall, 1938

PUNTING

Most Punts: 266, Jim Miller, 1976-79
 Most Yards Punted: 11,549, Jim Miller, 1976-79
 Best Average (Minimum 65): 46.0, Merle Hapes, 1939-41 (Minimum 100): 45.4, Tyler Campbell, 2008-2010. (Minimum 250): *†44.3, Bill Smith, 1983-86
 Most Punts, 50 yds. or more: *†88, Bill Smith, 1983-86
 Most Consecutive Games, 1 punt of 50 yards or more: *†32, Bill Smith, 1983-86
 Most Games Averaging 40 or more yards (Minimum 4): *†36, Bill Smith, 1983-86

PUNT RETURNS

Most Returned: 96, Ta'Boris Fisher, 1993-96
 Most Yards: 1,142, Junie Hovious, 1939-41
 Best Average: 24.8, Jerry Tibbler, 1947-48

KICKOFF RETURNS

Most Returned: 60, Mike Wallace, 2005-08
 Most Yards: 1,392, Mike Wallace, 2005-08
 Best Average: 31.0, Eddie Crawford, 1954-56

ALL-PURPOSE YARDS

Most Yards: 4,889, Deuce McAllister, 1997-2000 (3060 rushing, 616 receiving, 992 KO returns, 221 punt returns)

DEFENSE

Interceptions: †20, Bobby Wilson (379 yards), 1946-49
 Tackles: 528, Jeff Herrod, 1984-87
 Sacks: 37.0, Ben Williams, 1972-75

*NCAA Record †SEC Record

RUSHING RECORDS

RUSHING YARDS

SINGLE GAME

Player, Opponent, Date	No	Gain	Loss	Net	Avg	TD
Dexter McCluster, Tennessee, 11-14-2009	25	283	1	282	11.3	4
Dou Innocent, Mississippi State, 11-25-95	39	251	9	242	6.2	1
Randy Baldwin, Tulane, 9-29-90	17	241	0	241	14.2	2
Kayo Dottley, Chattanooga, 11-5-49	20	237	2	235	11.8	3
Kayo Dottley, TCU, 10-22-49	22	239	9	230	10.5	2
Brandon Bolden, Fresno State, 9-25-10	19	228	0	228	12.0	2
BenJarvus Green-Ellis, Missouri, 9-8-2007	33	228	2	226	6.8	1
Kayo Dottley, Mississippi State, 11-26-49	40	231	15	216	5.4	2
Stephen Hindman, Vanderbilt, 11-25-67	30	215	0	215	7.2	2
Malvin Gipson, Vanderbilt, 10-25-80	21	194	1	193	9.2	1
Deuce McAllister, Alabama, 10-10-98	24	193	5	188	7.8	0
Showboat Boykin, Mississippi State, 12-1-51	14	187	0	187	13.3	7
Dexter McCluster, Auburn, 10-31-2009	22	190	4	186	8.5	1
Dexter McCluster, Oklahoma State, 1-2-2010	34	186	2	184	5.4	2
Kayo Dottley, Boston College, 10-7-50	12	182	0	182	15.2	1
Norris Weese, Mississippi State, 11-25-72	19	178	0	178	9.4	0
Randy Baldwin, Air Force, 12-28-89	14	177	0	177	12.6	2
Deuce McAllister, Mississippi State, 11-26-98	40	184	7	177	4.4	0
Deuce McAllister, LSU, 10-31-98	26	176	0	176	6.8	0
John Fourcade, Vanderbilt, 10-27-79	15	176	7	169	11.7	2
Andre Thomas, Vanderbilt, 10-24-81	32	169	0	169	5.2	3
Charlie Flowers, Tennessee, 11-14-59	26	168	0	168	6.5	1
Buford McGee, Tulane, 9-10-83	20	172	5	167	8.4	2
Andre Thomas, Memphis State, 9-4-82	27	167	0	167	6.2	1
Buford McGee, Memphis State, 9-15-79	11	160	0	160	14.5	2
Ray Brown, Texas, 1-1-58	15	159	2	157	10.5	2
Joe Gunn, Vanderbilt, 12-1-2001	32	157	0	157	4.9	1
Paige Cothren, Mississippi State, 11-26-55	17	155	0	155	9.1	2
John Avery, Arkansas, 11-9-96	20	158	3	155	7.8	1
Joe Gunn, Arkansas State, 9-11-99	25	155	0	155	6.2	1
Larry Kramer, Vanderbilt, 10-27-73	22	150	0	150	6.8	1
John Avery, Arkansas, 11-6-97	24	164	14	150	6.3	2

SEASON

Player, Season	No	Gain	Loss	Net	Avg	TD
Kayo Dottley, 1949	208	1355	43	1312	6.3	14
Dexter McCluster, 2009	181	1202	33	1169	6.5	8
BenJarvus Green-Ellis, 2007	230	1183	46	1137	4.9	6
Deuce McAllister, 1998	212	1129	47	1082	5.1	7
Kayo Dottley, 1950	191	1057	50	1007	5.3	4
BenJarvus Green-Ellis, 2006	234	1035	35	1000	4.3	7
Cory Philpot, 1992	190	1012	18	994	5.2	3

RUSHING ATTEMPTS

SEASON

Name, Year	No.
BenJarvus Green-Ellis, 2006	234
BenJarvus Green-Ellis, 2007	230
Steve Hindman, 1967	215
Deuce McAllister, 1998	212
Kayo Dottley, 1949	208
Joe Gunn, 2001	200
Dou Innocent, 1995	192
Kayo Dottley, 1950	191
Cory Philpot, 1992	190
Dou Innocent, 1994	182
Joe Gunn, 1999	182
John Avery, 1996	181
Dexter McCluster, 2009	181

CAREER

Name, Years	No.
Joe Gunn, 1998-2001	630
Deuce McAllister, 1997-2000	616
Dou Innocent, 1991-92, 94-95	494
Kayo Dottley, 1947-50	478

Leon Perry, 1976-79	471
BenJarvus Green-Ellis, 2006-07	464
John Fourcade, 1978-81	456
Brandon Bolden, 2008-2010	390
Arthur Humphrey, 1981-84	384
Buford McGee, 1979-83	367
Stephen Hindman, 1966-68	356
Mike Dennis, 1963-65	354

RUSHING TDs

SEASON

Name, Year	No.
Kayo Dottley, 1949	14
Archie Manning, 1969	14
Deuce McAllister, 2000	14
Brandon Bolden, 2010	14
Deuce McAllister, 1999	12
Parker Hall, 1938	11
Charlie Flowers, 1959	11
Stephen Ainsworth, 1971	11
Randy Baldwin, 1990	11
Merle Hapes, 1940	10
Leon Perry, 1979	10

Brandon Bolden, 2010	163	1028	52	976	6.0	14
Randy Baldwin, 1990	163	1003	33	970	5.95	11
Joe Gunn, 1999	182	985	34	951	5.3	5
Dou Innocent, 1994	182	929	19	910	5.0	4
Vashon Pearson, 2004	158	827	20	807	5.1	3
Joe Gunn, 2001	200	896	26	870	4.3	9
Dou Innocent, 1995	192	928	60	868	4.5	5
John Avery, 1997	166	936	74	862	5.2	7
Stephen Hindman, 1967	215	844	15	829	3.9	5
Deuce McAllister, 1999	151	840	31	809	5.4	12
Parker Hall, 1938	120	851	44	807	6.7	11
John Avery, 1996	181	874	86	788	4.4	5
Deuce McAllister, 2000	159	808	41	767	4.8	14
Charlie Flowers, 1959	141	742	9	733	5.2	11
Merle Hapes, 1940	108	718	20	698	6.5	10
Harol Lofton, 1952	137	711	13	698	5.1	8

CAREER

Player, Position, Years	No Plays	Net Yds	Avg Gain	TD
Deuce McAllister, RB, 1997-2000	616	3060	5.0	37
Joe Gunn, RB, 1998-2001	630	2749	4.4	22
Kayo Dottley, FB, 1947-50	478	2654	5.55	21
Dou Innocent, FB-RB, 1991-92, 1994-95	494	2322	4.70	11
BenJarvus Green-Ellis, RB, 2006-07	464	2137	4.6	13
Leon Perry, FB, 1976-79	471	2135	4.5	18
Brandon Bolden, RB, 2008-2010	390	2132	5.5	23
Dexter McCluster, RB-WR, 2006-09	304	1955	6.4	15
Charlie Flowers, FB, 1957-59	307	1730	5.64	13
John Avery, RB, 1996-97	347	1650	4.8	12
Randy Baldwin, RB, 1989-90	270	1612	5.97	20
Buford McGee, RB, 1979-83	367	1557	4.2	13
Arthur Humphrey, FB, 1981-84	384	1536	4.0	9
Andre Thomas, TB, 1979-82	353	1482	4.2	12
Ed Higpen, FB, 1987-90	329	1467	4.45	13
Vashon Pearson, RB, 2002-04	330	1441	4.4	12
Paul Hofer, FB, 1972-75	296	1430	4.83	2
Paige Cothren, FB, 1954-56	272	1390	5.11	12
Bobby Wade, FB, 1965-67	322	1383	4.30	3
Merle Hapes, FB, 1939-41	279	1379	4.94	19
Michael Sweet, TB, 1974-75-76	313	1376	4.40	8
Stephen Ainsworth, TB, 1970-72	324	1361	4.20	17
Stephen Hindman, TB, 1966-68	356	1332	3.74	9
Mike Dennis, TB, 1963-65	354	1323	3.74	13
James Reed, TB, 1973-75	291	1309	4.50	9

CAREER

Name, Years	No.
Deuce McAllister, 1997-2000	37
Brandon Bolden, 2008-2010	23
John Fourcade, 1978-81	22
Joe Gunn, 1998-2001	22
Kayo Dottley, 1947-50	21
Randy Baldwin, 1989-90	20
Merle Hapes, 1939-41	19
Leon Perry, 1976-79	18
Stephen Ainsworth, 1970-72	17
Marvin Courtney, 1990-93	15
Dexter McCluster, 2006-09	15

100-YARD RUSHING GAMES

CAREER

Name, Years	No.
Deuce McAllister, 1997-2000	14
Joe Gunn, 1998-2001	12
Dou Innocent, 1991-92, 94-95	10
BenJarvus Green-Ellis, 2006-07	9
John Avery, 1996-97	9
Kayo Dottley, 1947-50	9

PASSING RECORDS

PASSING YARDS

SINGLE GAME

Player, Opponent, Date	Att	Comp	Int	Yds	Pct	TD
Archie Manning, Alabama, 10-4-69	52	33	1	436	63.5	2
Eli Manning, Arkansas, 10-26-2002	56	42	2	414	75.0	2
John Darnell, Arkansas State, 9-16-89	35	23	0	412	65.7	3
Eli Manning, Texas Tech, 9-27-2003	49	29	2	409	59.2	3
Eli Manning, South Carolina, 11-1-2003	42	30	1	391	71.4	3
Eli Manning, Vanderbilt, 9-21-2002	41	24	0	386	58.5	2
Kent Austin, Tennessee, 11-13-82	50	37	0	381	74.0	2
Eli Manning, Texas Tech, 9-14-2002	57	34	1	374	59.6	3
Eli Manning, Louisiana-Monroe, 9-13-2003	26	21	0	353	80.8	3
Romaro Miller, SMU, 9-26-98	51	32	1	351	62.7	1
Stewart Patridge, LSU, 10-18-97	43	27	0	346	62.8	2
Archie Manning, LSU, 11-2-68	40	24	2	345	60.0	2
Mark Young, Texas Tech, 12-20-86	50	31	1	343	62.0	0
Archie Manning, Southern Miss, 10-17-70	56	30	3	341	53.6	2
Mark Young, Mississippi State, 11-26-88	37	19	1	334	51.4	3
Stewart Patridge, Marshall, 12-26-97	47	29	1	332	61.7	3
Romaro Miller, Memphis, 9-5-98	40	26	0	332	65.0	2
Jevan Snead, Arkansas, 10-24-2009	33	22	2	332	66.7	2
Jeremiah Masoli, Arkansas, 10-23-10	36	21	0	327	58.3	3
Eli Manning, Alabama, 10-13-2001	41	22	0	325	53.7	1
Russ Shows, Memphis State, 9-8-90	33	16	1	324	68.4	2
Eli Manning, Nebraska, 12-27-2002	44	25	0	313	56.8	1
Eli Manning, Arkansas, 11-3-2001	42	27	0	312	64.3	6
Ethan Flatt, Arkansas, 11-12-2005	37	20	2	309	54.1	1
Eli Manning, Arkansas State, 10-11-2003	36	23	1	306	63.9	3
Seth Adams, Missouri, 9-8-2007	41	23	1	305	56.1	3
Stewart Patridge, Central Florida, 8-30-97	37	24	0	303	64.9	1
John Darnell, Georgia, 10-14-89	31	21	0	302	67.7	1
Romaro Miller, Tulane, 9-2-2000	26	18	0	302	69.2	3
Seth Adams, Florida, 9-22-2007	31	18	1	302	58.1	2

SEASON

Player, Position, Year	Att	Comp	Int	Yds	Pct	TD
Eli Manning, QB, 2003	441	275	10	3600	62.4	29
Eli Manning, QB, 2002	481	279	15	3401	58.0	21
Eli Manning, QB, 2001	408	259	9	2948	63.5	31
Jevan Snead, QB, 2008	327	184	13	2762	56.3	26
Stewart Patridge, QB, 1997	352	228	7	2667	64.8	12
Jevan Snead, QB, 2009	351	191	20	2632	54.4	20
John Darnell, QB, 1989	301	167	11	2326	55.5	11
Romaro Miller, QB, 1998	326	184	11	2273	56.4	11
Jeremiah Masoli, QB, 2010	296	167	13	2039	56.4	14
Josh Nelson, QB, 1994	308	168	6	2028	54.5	15

PASSING ATTEMPTS

SEASON

Name, Year	No.
Eli Manning, 2002	481
Eli Manning, 2003	441
Eli Manning, 2001	408
Jevan Snead, 2009	351
Jevan Snead, 2008	327
Romaro Miller, 1998	326
Mark Young, 1988	312
Josh Nelson, 1994	308
Kent Austin, 1982	307
John Darnell, 1989	301
Seth Adams, 2007	297

CAREER

Name, Years	No.
Eli Manning, 2000-03	1,363
Kent Austin, 1981-85	981
Romaro Miller, 1997-2000	902
John Fourcade, 1978-81	819
Mark Young, 1985-88	809
Archie Manning, 1968-70	761
Jevan Snead, 2008-09	678
Russ Shows, 1989-92	560

Kent Austin, QB, 1982	307	186	10	2026	60.6	12
Romaro Miller, QB, 2000	295	161	12	2012	54.6	18
Romaro Miller, QB, 1999	270	147	7	1999	54.4	14
Seth Adams, QB, 2007	297	163	16	1979	54.9	12
Mark Young, QB, 1988	312	156	6	1969	50.0	10
John Fourcade, QB, 1980	286	157	20	1897	54.9	13
Kent Austin, QB, 1984	302	177	8	1889	58.6	8
Archie Manning, QB, 1969	265	154	6	1762	58.1	9
Micheal Spurlock, QB, 2005	267	142	9	1703	53.2	7
Josh Nelson, QB, 1995	250	143	6	1675	57.2	9
John Fourcade, QB, 1981	251	137	5	1533	54.6	3
Ethan Flatt, QB, 2004	220	123	10	1530	55.9	6
John Fourcade, QB, 1979	196	115	9	1521	58.7	7

CAREER

Player, Position, Years	Att	Comp	Yds	Pct	TD
Eli Manning, QB, 2000-2003	1,363	829	10119	60.8	81
Romaro Miller, QB, 1997-2000	902	497	6311	55.1	43
Kent Austin, QB, 1981-85	981	566	6184	57.7	31
John Fourcade, QB, 1978-81	819	445	5412	54.3	25
Jevan Snead, QB, 2008-09	678	375	5394	55.3	46
Mark Young, QB, 1985-88	809	410	4971	51.0	31
Archie Manning, QB, 1968-70	761	402	4753	52.8	31
Russ Shows, QB, 1989-92	560	279	3778	49.8	19
Josh Nelson, QB, 1994-95	558	311	3703	55.7	24
Stewart Patridge, QB, 1994-97	510	310	3564	60.8	15
John Darnell, QB, 1986-89	436	238	3253	54.6	18
Tim Ellis, QB, 1974-77	355	171	2339	48.2	17
Charlie Conerly, HB, 1942; 46-47#	412	220	2313	53.4	26
Micheal Spurlock, QB, 2002-05	345	179	2162	51.9	9
Seth Adams, QB, 2006-07	328	180	2156	54.9	12
Ethan Flatt, QB, 2003-05	299	169	2041	56.5	8
Jeremiah Masoli, QB, 2010	296	167	2039	56.4	14
Eagle Day, QB, 1953-55	233	111	2022	47.6	14
Paul Head, QB, 1993-96	314	193	1980	61.5	11
Norris Weese, QB, 1971-73	320	165	1968	51.6	18
Jimmy Weatherly, QB, 1962-64	291	158	1890	54.3	15
Jake Gibbs, QB, 1958-60	221	119	1850	53.8	19
Rocky Byrd, QB, 1949-51	186	89	1785	47.8	11
James Lear, QB, 1950-52	227	96	1773	42.3	14
Glynn Griffing, QB, 1960-62	235	127	1757	54.0	23
Lawrence Adams, QB, 1993	216	122	1583	56.5	14
Junie Hovious, HB, 1939-41	238	111	1533	46.6	14
Tom Luke, QB, 1989-91	178	86	1524	48.3	13

Conerly's totals include eight of nine games in 1942. Complete individual game and composite statistics for 1942 are not available.

Josh Nelson, 1994-95	558
Stewart Patridge, 1994-97	510
John Darnell, 1986-89	436

COMPLETIONS

SEASON

Name, Year	No.
Eli Manning, 2002	279
Eli Manning, 2003	275
Eli Manning, 2001	259
Stewart Patridge, 1997	228
Jevan Snead, 2009	191
Kent Austin, 1982	186
Jevan Snead, 2008	184
Romaro Miller, 1998	184
Kent Austin, 1984	177
Josh Nelson, 1994	168
John Darnell, 1989	167
Jeremiah Masoli, 2010	167
Seth Adams, 2007	163

CAREER

Name, Years	No.
Eli Manning, 2000-03	829
Kent Austin, 1981-85	566
Romaro Miller, 1997-2000	497

John Fourcade, 1978-81	445
Mark Young, 1985-88	410
Archie Manning, 1968-70	395
Jevan Snead, 2008-09	375
Josh Nelson, 1994-95	311
Stewart Patridge, 1994-97	310
Russ Shows, 1989-92	279
John Darnell, 1986-89	238

PASSING TDs

SEASON

Name, Year	No.
Eli Manning, 2001	31
Eli Manning, 2003	29
Jevan Snead, 2008	26
Eli Manning, 2002	21
Charlie Conerly, 1947	20
Jevan Snead, 2009	20
Romaro Miller, 2000	18
Josh Nelson, 1994	15
Archie Manning, 1970	14
Romaro Miller, 1999	14
Jeremiah Masoli, 2010	14
John Fourcade, 1980	13
Lawrence Adams, 1983	13

CAREER

Name, Years	No.
Eli Manning, 2000-03	81
Jevan Snead, 2008-09	46
Romaro Miller, 1997-2000	43
Archie Manning, 1968-70	31
Kent Austin, 1981-85	31
Mark Young, 1985-88	31
Charlie Conerly, 1942, 1946-47	26
John Fourcade, 1978-81	25
Josh Nelson, 1994-95	24
Glynn Griffing, 1960-62	23

COMPLETION PERCENTAGE

SEASON

(Minimum 250 attempts)

Name, Year (CmpxAtt)	Pct.
Stewart Patridge, 1997 (228x352)	64.8
Eli Manning, 2001 (259x408)	63.5
Eli Manning, 2003 (275x441)	62.4
Kent Austin, 1982 (186x307)	60.6
Kent Austin, 1984 (177x302)	58.6
Archie Manning, 1969 (154x265)	58.1
Eli Manning, 2002 (279x481)	58.0
Josh Nelson, 1995 (143x250)	57.2
Romaro Miller, 1998 (184x326)	56.4
Jeremiah Masoli, 2010 (167x296)	56.4
Jevan Snead, 2008 (184x327)	56.3

CAREER

(Minimum 500 attempts)

Name, Years (CmpxAtt)	Pct.
Eli Manning, 2000-03 (829x1,363)	60.8
Stewart Patridge, 1994, 96-97 (310x510)	60.8
Kent Austin, 1981-85 (566x981)	57.7
Josh Nelson, 1994-95 (311x558)	55.7
Jevan Snead, 2008-09 (375x678)	55.3
Romaro Miller, 1997-2000 (497x902)	55.1
John Fourcade, 1978-81 (445x819)	54.3

PASS EFFICIENCY

SEASON

(Minimum 250 attempts)

Name, Year	Effic.
Eli Manning, 2003	148.1
Jevan Snead, 2008	145.5
Eli Manning, 2001	144.8
Stewart Patridge, 1997	135.7
Romaro Miller, 1999	128.6
Eli Manning, 2002	125.6
John Darnell, 1989	125.1
Jevan Snead, 2009	124.8
Romaro Miller, 2000	123.9
Kent Austin, 1982	122.4
Josh Nelson, 1994	121.4

CAREER

(Minimum 500 attempts)

Name, Years	Effic.
Eli Manning, 2000-03	137.7
Jevan Snead, 2008-09	134.8
Stewart Patridge, 1994, 96-97	124.9
Romaro Miller, 1997-2000	122.7
Josh Nelson, 1994-95	121.0
Kent Austin, 1981-85	112.7
John Fourcade, 1978-81	110.6
Russ Shows, 1989-92	109.1
Archie Manning, 1968-70	108.2
Mark Young, 1985-88	107.0

AVERAGE YARDS PER ATTEMPT

SEASON

(Minimum 250 attempts)

Name, Year (Yards/Att)	Avg.
Jevan Snead, 2008 (2,762/327)	8.4
Eli Manning, 2003 (3,600/441)	8.2
John Darnell, 1987 (2,236/301)	7.7
Stewart Patridge, 1997 (2,667/352)	7.6
Jevan Snead, 2009 (2,632/351)	7.5
Romaro Miller, 1999 (1,999/270)	7.4
Eli Manning, 2001 (2,948/408)	7.2
Eli Manning, 2002 (3,401/481)	7.1
Jeremiah Masoli, 2010 (2,039/296)	6.9
Romaro Miller, 1998 (2,273/326)	6.8
Josh Nelson, 1995 (1,675/250)	6.7
Seth Adams, 2007 (1,979/297)	6.7
Archie Manning, 1969 (1,762/265)	6.6
John Fourcade, 1980 (1,897/286)	6.6
Kent Austin, 1982 (2,026/307)	6.6
Josh Nelson, 1994 (2,028/308)	6.6

CAREER

(Minimum 500 attempts)

Name, Years (Yards/Att)	Avg.
Jevan Snead, 2008-09 (5,394/678)	8.0
Eli Manning, 2000-03 (10,119/1,363)	7.4
Romaro Miller, 1997-2000 (6,311/902)	7.0
Stewart Patridge, 1994, 96-97 (3,564/510)	7.0
Russ Shows, 1989-92 (3,778/560)	6.7
Josh Nelson, 1994-95 (3,703/558)	6.6
John Fourcade, 1978-81 (5,412/819)	6.6
Kent Austin, 1981-85 (6,184/981)	6.3
Archie Manning, 1968-70 (4,753/761)	6.2
Mark Young, 1985-88 (4,971/809)	6.1

AVERAGE YARDS PER COMPLETION

SEASON

(Minimum 250 attempts)

Name, Year (Yards/Att)	Avg.
Jevan Snead, 2008 (2,762/184)	15.0
John Darnell, 1989 (2,326/167)	13.9
Jevan Snead, 2009 (2,632/191)	13.8
Romaro Miller, 1999 (1,999/270)	13.6
Eli Manning, 2003 (3,600/275)	13.1
Mark Young, 1988 (1,969/156)	12.6
Romaro Miller, 2000 (2,012/161)	12.5
Romaro Miller, 1998 (2,273/184)	12.4
Josh Nelson, 1994 (2,028/166)	12.2
Eli Manning, 2002 (3,401/279)	12.2
Seth Adams, 2007 (1,979/163)	12.1
John Fourcade, 1980 (1,897/157)	12.1

CAREER

(Minimum 500 attempts)

Name, Years (Yards/Att)	Avg.
Jevan Snead, 2008-09 (5,394/375)	14.4
Russ Shows, 1989-92 (3,778/279)	13.5
Romaro Miller, 1997-2000 (6,311/497)	12.7
John Fourcade, 1978-81 (5,412/819)	12.2
Eli Manning, 2000-03 (10,119/829)	12.2
Mark Young, 1985-88 (4,971/410)	12.1
Josh Nelson, 1994-95 (3,703/558)	12.0
Archie Manning, 1968-70 (4,753/402)	11.8
Stewart Patridge, 1994, 96-97 (3,564/310)	11.5
Kent Austin, 1981-85 (6,184/566)	10.9

200-YARD PASSING GAMES

CAREER

Name, Years	No.
Eli Manning, 2000-03	32
Romaro Miller, 1997-2000	19
Jevan Snead, 2008-09	14
Kent Austin, 1981-85	11
Stewart Patridge, 1996-97	10
Josh Nelson, 1994-95	8
John Fourcade, 1978-81	7
John Darnell, 1987-89	6
Mark Young, 1985-88	6
Archie Manning, 1968-70	6
Seth Adams, 2006-07	5
Ethan Flatt, 2003-05	4
Micheal Spurlock, 2002-05	4

250-YARD PASSING GAMES

SEASON

Name, Year	No.
Eli Manning, 2003	9
Eli Manning, 2001	8
Stewart Patridge, 1997	7
Eli Manning, 2002	6
John Darnell, 1989	5
Jevan Snead, 2008	3
Seth Adams, 2007	3
Jevan Snead, 2009	2
Micheal Spurlock, 2005	2
Paul Head, 1996	2
Josh Nelson, 1995	2
Mark Young, 1988	2
Jeremiah Masoli, 2010	2

CAREER

Name, Years	No.
Eli Manning, 2000-03	15
Romaro Miller, 1997-2000	8
Stewart Patridge, 1994, 96-97	7
Kent Austin, 1981-85	7
Archie Manning, 1968-70	6
Jevan Snead, 2008-09	5
John Darnell, 1987-89	5
Mark Young, 1985-88	4
Seth Adams, 2006-07	3
Paul Head, 1993-96	3
Josh Nelson, 1994-95	3
Ethan Flatt, 2003-05	2
Micheal Spurlock, 2002-05	2
Jeremiah Masoli, 2010	2

300-YARD PASSING GAMES

SEASON

Name, Year	No.
Eli Manning, 2003	4
Eli Manning, 2002	4
Stewart Patridge, 1997	3
Seth Adams, 2007	2
Eli Manning, 2001	2
Romaro Miller, 1998	2
John Darnell, 1989	2

CAREER

Name, Years	No.
Eli Manning, 2000-03	10
Romaro Miller, 1997-2000	3
Stewart Patridge, 1996-97	3
Archie Manning, 1968-70	3
Seth Adams, 2006-07	2
John Darnell, 1987-89	2
Mark Young, 1985-88	2

TOTAL OFFENSE RECORDS

SINGLE GAME

Player, Opponent, Date	Total Plays	Net Yds		Total Gain	Play Avg	TD
		Rush	Pass			
Archie Manning, Alabama, 10-4-69	67	104	436	† 540	8.0	5
Jeremiah Masoli, Arkansas, 10-23-10	51	98	327	425	8.3	3
John Darnell, Arkansas State, 9-16-89	49	1	412	413	8.4	3
Eli Manning, Arkansas, 10-26-2002	61	(-1)	414	413	6.8	3
Eli Manning, Texas Tech, 9-27-2003	53	2	409	411	7.8	3
Romaro Miller, SMU, 9-26-98	63	58	351	409	6.5	2
Eli Manning, Vanderbilt, 9-21-2002	43	10	386	396	9.2	2
Eli Manning, South Carolina, 11-1-2003	45	-11	391	380	8.4	5
Eli Manning, Texas Tech, 9-14-2002	58	2	374	376	6.5	3
Archie Manning, LSU, 11-2-68	50	17	345	362	7.2	3
Eli Manning, Louisiana-Monroe, 9-13-2003	28	5	353	358	12.8	4
Romaro Miller, Memphis, 9-5-26	63	23	332	355	5.6	2
Kent Austin, Tennessee, 11-13-82	44	(-30)	381	351	7.9	2
Jevan Snead, Arkansas, 10-24-2009	37	17	332	349	9.4	3
Russ Shows, Kentucky, 10-5-91	37	56	292	348	9.4	2
Archie Manning, Southern Miss, 10-17-70	69	4	341	345	6.0	2
Stewart Patridge, LSU, 10-18-97	46	(-5)	346	341	7.4	2
Stewart Patridge, Marshall, 12-26-97	50	3	332	335	6.6	3
Kent Austin, LSU, 11-3-84	44	54	280	334	7.6	2
John Fourcade, Alabama, 9-20-80	56	30	296	326	5.82	4
Archie Manning, Southern Miss, 10-19-68	62	66	255	321	5.2	2
Mark Young, Mississippi State, 11-26-88	42	(-17)	334	317	7.5	3
Archie Manning, Mississippi State, 11-27-69	38	109	206	315	8.3	4
Mark Young, Texas Tech, 12-20-86	62	(-29)	343	314	5.1	0
Eli Manning, Alabama, 10-13-2001	47	(-12)	325	313	6.7	1
Archie Manning, Arkansas, 1-1-70	48	39	273	312	6.5	2
John Darnell, Georgia, 10-14-89	48	10	302	312	6.5	1
Russ Shows, Memphis State, 9-8-90	44	12	324	312	7.09	2
Eli Manning, Arkansas State, 10-11-2003	38	6	306	312	8.2	3
Kent Austin, Tulane, 9-10-83	60	55	256	311	5.2	0
Jeremiah Masoli, Tulane, 9-11-10	29	27	281	308	10.6	2
Seth Adams, Florida, 9-22-2007	35	4	302	306	8.7	2
Romaro Miller, Tulane, 9-2-2000	28	3	302	305	10.9	3
Seth Adams, Missouri, 9-8-2007	44	0	305	305	6.9	3
Romaro Miller, UNLV, 10-28-2000	32	15	288	303	9.5	3
Eli Manning, Arkansas, 11-3-2001	46	(-9)	312	303	6.6	6
Paul Head, Auburn, 9-14-96	49	4	297	301	6.1	2
Mark Young, Vanderbilt, 10-22-88	32	27	273	300	9.4	0
Stewart Patridge, Georgia, 11-22-97	46	8	292	300	6.5	2

SEASON

Player, Year	Total Plays	Net Yds		Total Gain	Play Avg	TD
		Rush	Pass			
Eli Manning, 2003	489	(-28)	3600	3572	7.30	32
Eli Manning, 2002	520	(-120)	3401	3281	6.31	23
Eli Manning, 2001	442	9	2948	2957	6.69	31
Jevan Snead, 2008	384	60	2762	2822	7.35	29
Jevan Snead, 2009	403	101	2632	2733	6.78	23

Jeremiah Masoli, 2010	417	544	2039	2583	6.19	20
Stewart Patridge, 1997	408	(-108)	2667	2559	6.27	13
John Darnell, 1989	411	75	2326	2401	5.84	12
Romaro Miller, 1998	386	33	2273	2306	6.0	12
John Fourcade, 1980	411	402	1897	2299	5.6	19
Archie Manning, 1969	389	502	1762	2264	5.8	23
Romaro Miller, 2000	319	87	2012	2099	6.6	18
Kent Austin, 1984	405	150	1889	2039	5.0	8
John Fourcade, 1979	319	493	1521	2014	6.3	13
Romaro Miller, 1999	312	(-12)	1999	1987	6.4	15
Kent Austin, 1982	345	(-67)	2026	1959	5.7	13
Seth Adams, 2007	344	(-27)	1979	1952	5.7	13
Mark Young, 1988	376	(-80)	1969	1889	5.0	10
Charlie Conerly, 1947	336	407	1366	1783	5.3	27
Josh Nelson, 1994	385	(-249)	2028	1779	4.6	17
Archie Manning, 1968	373	208	1510	1718	4.6	13
John Fourcade, 1981	364	179	1533	1712	4.7	10
Micheal Spurlock, 2005	318	(-20)	1703	1683	5.3	9
Archie Manning, 1970	315	113	1481	1594	5.1	20
Lawrence Adams, 1993	303	165	1415	1580	5.21	15
Mark Young, 1987	314	82	1490	1572	5.0	12
Parker Hall, 1938	207	698	860	1558	7.6	22
Brent Schaeffer, 2006	338	100	1442	1542	4.6	10
Josh Nelson, 1995	293	(-160)	1675	1515	5.2	9

CAREER

Player, Years	Total Plays	Net Yds		Total Gain	Play Avg	TD
		Rush	Pass			
Eli Manning, QB, 2000-2003	1491	(-135)	10119	9984	6.70	86
John Fourcade, QB, 1978-81	1275	1301	5412	6713	5.16	47
Romaro Miller, QB, 1997-2000	1031	102	6311	6413	6.22	46
Kent Austin, QB, 1981-85	1252	(-5)	6184	6179	4.9	32
Archie Manning, QB, 1968-70	1077	823	4753	5576	5.16	56
Jevan Snead, QB, 2008-09	787	161	5394	5555	7.06	52
Mark Young, QB, 1985-88	614	60	4971	5031	8.2	38
Russ Shows, QB, 1989-92	753	141	3778	3919	5.20	27
John Darnell, QB, 1986-89	634	272	3253	3525	5.56	25
Josh Nelson, QB, 1994-95	678	(-409)	3703	3294	4.9	26
Norris Weese, QB, 1971-73	642	1211	1968	3179	4.95	33
Deuce McAllister, RB, 1997-2000	619	3060	52	3112	5.03	38
Charlie Conerly, HB, 1942; 1946-47#	602	763	2313	3076	5.10	40
Tim Ellis, QB, 1974-77	674	626	2339	2965	4.40	26
Joe Gunn, RB, 1998-2001	630	2749	0	2749	4.36	22
Kayo Dottley, FB, 1947-50	481	2654	0	2654	5.52	20
Jimmy Weatherly, QB, 1962-64	465	694	1890	2584	5.55	26
Jeremiah Masoli, 2010	417	544	2039	2583	6.19	20
Stewart Patridge, QB, 1994-97	408	(-108)	2667	2559	6.27	16
Junie Hovious, HB, 1939-41	461	1017	1553	2550	5.53	22

† SEC Record

Conerly's totals include five (1942) scoring passes for 166 yards plus statistics from two additional games. Complete figures for 1942 not available.

TDs RESPONSIBLE FOR

SEASON	
Name, Year	No.
Eli Manning, 2003	32
Eli Manning, 2001	31
Jevan Snead, 2008	29
Charlie Conerly, 1947	29
Archie Manning, 1969	23
Eli Manning, 2002	23
Jevan Snead, 2009	23
Parker Hall, 1938	22
Archie Manning, 1970	20
Jeremiah Masoli, 2010	20
John Fourcade, 1980	19
Romaro Miller, 2000	18

CAREER

Name, Years	No.
Eli Manning, 2000-03	86
Archie Manning, 1968-70	56
Jevan Snead, 2008-09	52
John Fourcade, 1978-81	47
Romaro Miller, 1997-2000	46
Deuce McAllister, 1997-2000	42
Charlie Conerly, 1942; 1946-47	40
Mark Young, 1985-88	38
Jake Gibbs, 1958-60	33
Norris Weese, 1971-73	33
Kent Austin, 1981-85	32

TOTAL OFFENSE AVERAGE PER PLAY

SEASON	
(Minimum 200 offensive plays)	
Name, Year (Plays-Yards)	Avg.
Parker Hall, 1938 (207-1,558)	7.53
Jevan Snead, 2008 (384-2,822)	7.35
Eli Manning, 2003 (489-3,572)	7.30
Jevan Snead, 2009 (403-2,733)	6.78
Eli Manning, 2001 (442-2,957)	6.69
Romaro Miller, 2000 (319-2,099)	6.58
Tom Luke, 1990 (213-1,372)	6.44
Romaro Miller, 1999 (312-,1987)	6.37
Kayo Dottley, 1949 (208-1,312)	6.31
John Fourcade, 1979 (319-2,014)	6.31
Eli Manning, 2002 (520-3,281)	6.31

CAREER

(Minimum 400 offensive plays)

Name, Years (Plays-Yards)	Avg.
Jevan Snead, 2008-09 (787-5555)	7.06
Eli Manning, 2000-03 (1,491-9,984)	6.70
Stewart Patridge, 1994; 1996-97 (408-2,559)	6.27
Romaro Miller, 1997-2000 (1,031-6,413)	6.22
Jermiah Masoli, 2010 (417-2,583)	6.19
John Darnell, 1986-89 (634-3,525)	5.56
Jimmy Weatherly, 1962-64 (465-2,584)	5.55
Junie Hovious, 1939-41 (461-2,550)	5.53
Kayo Dottley, 1947-50 (481-2,654)	5.52
Russ Shows, 1989-92 (753-3,919)	5.20
Archie Manning, 1968-70 (1,077-5,576)	5.16
Micheal Spurlock, 2002-05 (426-2,199)	5.16

TOTAL OFFENSIVE PLAYS

SEASON

Name, Year	No.
Eli Manning, 2002	520
Eli Manning, 2003	489
Eli Manning, 2001	442
John Fourcade, 1980	411
John Darnell, 1989	411
Stewart Patridge, 1997	408
Kent Austin, 1984	405
Jevan Snead, 2009	403
Archie Manning, 1969	389
Romaro Miller, 1998	386
Josh Nelson, 1994	385

CAREER

Name, Years

Name, Years	No.
Eli Manning, 2000-03	1,491
John Fourcade, 1978-81	1,275
Kent Austin, 1981-85	1,252
Archie Manning, 1968-70	1,077
Romaro Miller, 1997-2000	1,031
Mark Young, 1985-88	1,013
Jevan Snead, 2008-09	787
Russ Shows, 1989-92	753
Josh Nelson, 1994-95	678
Tim Ellis, 1974-77	674
John Darnell, 1986-89	634

RECEIVING RECORDS

RECEPTIONS

SINGLE GAME

Player, Opponent, Date	No	Yds	Avg	TD
Floyd Franks, Alabama, 10-4-69	13	191	14.7	1
Barney Poole, Chattanooga, 11-15-47	13	95	7.3	1
Bill Flowers, Arkansas, 10-26-2002	11	88	8.0	0
Chris Collins, Arkansas, 10-26-2002	10	138	13.8	1
LeMay Thomas, Vanderbilt, 10-28-95	10	130	13.0	1
Chris Collins, South Carolina, 11-1-2003	10	125	12.5	2
Mike Espy, Tennessee, 10-1-2005	10	115	11.5	0
Buford McGee, Tennessee, 11-13-82	10	62	6.2	1
Cory Peterson, Memphis, 9-5-98	9	164	18.2	2
Floyd Franks, Southern Miss, 10-17-70	9	135	15.0	1
Rick Kimbrough, LSU, 11-3-73	9	132	14.7	1
Chris Collins, Louisiana-Monroe, 9-13-2003	9	121	13.4	2
Jamie Holder, Arkansas, 9-24-83	9	114	12.7	0
Jim Poole, Auburn, 1-2-71	9	111	12.3	1
Jamie Armstrong, Auburn, 9-8-2001	9	108	12.0	0
Grant Heard, SMU, 9-26-98	9	98	10.9	1
J.R. Ambrose, Georgia, 10-3-87	9	74	8.2	0
Shawn Sykes, Arkansas, 9-13-86	9	67	7.4	0
Mike Espy, Auburn, 10-29-2005	9	63	7.0	0
Mike Dennis, Tulsa, 12-19-64	9	41	4.6	0
LeMay Thomas, Arkansas, 10-14-95	8	155	19.4	0
Chris Collins, Arkansas State, 10-11-2003	8	146	18.3	1
Mario Hill, Wyoming, 9-18-2004	8	142	17.8	0
Cory Peterson, Alabama, 10-16-99	8	137	17.1	0
Mario Hill, Memphis, 9-5-2005	8	132	16.5	0
Michael Harmon, Arkansas, 9-26-81	8	130	16.3	0
Michael Harmon, Tennessee, 11-13-82	8	127	15.9	0
Shay Hodge, Vanderbilt, 10-3-2009	8	122	15.3	2
Barney Poole, Tennessee, 11-8-47	8	121	15.1	1
Chris Collins, Mississippi State, 11-27-2003	8	113	14.1	1
Chris Collins, Alabama, 10-13-2001	8	110	13.8	0
LeMay Thomas, Georgia, 9-23-95	8	109	13.6	0
Ta'Boris Fisher, Vanderbilt, 10-28-95	8	109	13.6	2
Chris Collins, Auburn, 11-2-2002	8	106	13.3	3
J.R. Ambrose, Texas Tech, 12-20-86	8	102	12.8	0
Burney Veazey, Auburn, 10-7-72	8	99	12.4	2
Floyd Franks, LSU, 11-1-69	8	94	11.8	0
Jim Poole, Southern Miss, 10-17-70	8	94	11.8	0
Bobby Crespino, Tennessee, 11-12-60	8	92	11.5	1
Bill Flowers, Texas Tech, 9-14-2002	8	91	11.4	0
Floyd Franks, Mississippi State, 11-30-68	8	85	10.6	0
Michael Harmon, LSU, 11-1-80	8	82	10.3	0
Chris Collins, Middle Tennessee, 10-20-2001	8	82	10.3	1
Jim Poole, Georgia, 10-11-69	8	81	10.1	1
Jim Poole, LSU, 11-1-69	8	77	9.6	0
Chris Collins, Oklahoma State, 1-2-2004	8	75	9.4	0
Barney Poole, Kentucky, 9-20-47	8	71	8.9	1
Andre Rone, Tulane, 11-15-97	8	71	8.9	1
Floyd Franks, Mississippi State, 11-27-69	8	66	8.3	0
Ray Poole, Vanderbilt, 10-5-46	8	55	6.9	0

SEASON

Player, Position, Year	No	Yds	Avg	TD
Chris Collins, SE, 2003	77	949	12.3	7
Shay Hodge, SE, 2009	70	1,135	16.2	8
LeMay Thomas, SE, 1995	56	801	14.3	3
Chris Collins, WR, 2002	55	812	14.8	10
Floyd Franks, SE, 1969	54	720	13.3	2
Chris Collins, SE, 2001	54	692	12.8	6
Bill Flowers, WR, 2002	53	588	11.1	3
Mike Espy, WR, 2005	52	543	10.4	3
Barney Poole, E, 1947	52	511	9.6	8
Michael Harmon, SE, 1981	46	750	16.3	1
Floyd Franks, SE, 1970	46	668	14.5	7
Cory Peterson, WR, 1999	46	610	13.3	4
Ta'Boris Fisher, UB, 1995	45	493	11.0	4
Shay Hodge, SE, 2008	44	725	16.5	8
Grant Heard, SE, 2000	44	655	14.9	9
Dexter McCluster, FL, 2008	44	625	14.2	1
Dexter McCluster, RB-FL, 2009	44	520	11.8	3
Shay, Hodge, WR, 2007	43	593	13.8	6
Jim Poole, TE, 1969	43	456	10.6	1
Rufus French, TE, 1997	43	345	8.0	2
J.R. Ambrose, SE, 1987	42	515	12.3	3
Buford McGee, TB, 1982	42	365	8.7	3
Willie Green, SE, 1989	41	816	19.9	3
Cory Peterson, WR, 1998	41	601	14.7	4
Michael Harmon, SE, 1982	41	583	14.2	5
Ta'Boris Fisher, WB, 1994	41	483	11.8	1
Grant Heard, WR, 1998	40	559	14.0	4
Cory Peterson, FL, 1997	40	527	13.2	1
Jamie Armstrong, WR, 2001	40	470	11.8	2
Ta'Boris Fisher, H-B, 1996	40	417	10.4	0

CAREER

Player, Position, Years	No	Yds	Avg	TD
Chris Collins, SE-WR, 2000-03	198	2621	13.2	24
Shay Hodge, SE, 2006-09	173	2646	15.3	22
Bill Flowers, WR, 2001-04	149	1795	12.0	10
Grant Heard, WR, 1996-2000	142	2029	14.3	16
Ta'Boris Fisher, WB, 1993-94; H-B, 1995-96	139	1511	10.9	7
Mike Espy, WR, 2002-05	136	1779	13.1	9
Cory Peterson, WR, 1996-99	135	1842	13.6	9
Dexter McCluster, RB-FL, 2006-09	130	1703	13.1	7
Floyd Franks, SE, 1968-70	127	1707	13.4	11
Willie Green, SE, 1986-89	126	2274	18.0	12
Grant Heard, WR, 1997-00	121	1738	14.4	14
Michael Harmon, SE, 1979-82	119	1760	14.8	7
J.R. Ambrose, FLK, 1984-87	118	2012	17.1	13
Buford McGee, TB, 1979-83	112	856	7.6	4
Mike Wallace, WR, 2005-08	101	1910	18.9	15
Eddie Small, SE, 1990-93	94	1593	16.4	9
Jim Poole, TE, 1969-71	94	1113	11.8	4
LeMay Thomas, FL-SE, 1992-95	92	1299	14.1	7
Taye Biddle, WR, 2002-05	90	1512	16.8	8

Mario Hill, WR, 2002-05	86	1150	13.4	4
Rufus French, TE, 1996-98	84	814	9.7	4
Rick Kimbrough, FLK, 1973-75	83	1137	13.7	8
Tim Moffett, SE, 1981-84	82	1271	15.5	8
James Harbour, FLK, 1980-84	81	1170	14.4	2
Shawn Sykes, TB, 1985-88	78	729	9.4	0
Kris Mangum, TE, 1994-96	74	729	9.9	4
Roell Preston, WR, 1993-94	73	1143	15.7	11
Riley Myers, SE, 1968-69; 1971	72	849	11.8	8
Curtis Weathers, SE, 1975-78	71	1196	16.9	7
Vernon Studdard, WB, 1968-70	71	1074	15.1	7
Jamie Armstrong, WR, 1998-2001	71	907	12.8	5
Kerry Johnson, WR, 2000-04	70	917	13.1	6
Barney Poole, E, 1947-48	70	764	10.9	11

Michael Harmon, Arkansas, 9-26-81	8	130	16.3	0
Chris Collins, Mississippi State, 11-28-2002	4	130	32.5	2
Michael Harmon, Tennessee, 11-13-82	8	127	15.9	0
Chris Collins, South Carolina, 11-1-2003	10	125	12.5	2
Cory Peterson, Auburn, 9-25-99	7	125	17.9	2
Floyd Franks, LSU, 11-2-68	7	125	17.9	1
Shay Hodge, Vanderbilt, 10-3-2009	8	122	15.3	2
Chris Collins, Louisiana-Monroe, 9-13-2003	9	121	13.4	2
Barney Poole, Tennessee, 11-8-47	8	121	15.1	1
J.R. Ambrose, Memphis State, 9-7-85	7	120	17.1	0
Mike Wallace, Arkansas, 10-25-2008	5	120	24.0	1
Chris Collins, Kentucky, 9-29-2001	7	119	17.0	1
Shay Hodge, LSU, 11-21-2009	7	117	16.7	1
Robert Lane, Arkansas, 11-12-2005	4	116	29.0	0
Mike Espy, Tennessee, 10-1-2005	10	115	11.5	0
Jamie Holder, Arkansas, 9-24-83	9	114	12.7	0
Chris Collins, Mississippi State, 11-27-2003	8	113	14.1	1
Shay Hodge, Oklahoma State, 1-2-2010	7	112	16.0	0
Jim Poole, Auburn, 1-2-71	9	111	12.3	1
Floyd Franks, Chattanooga, 11-8-69	7	111	15.9	0
Mike Wallace, Louisiana-Monroe, 11-15-2008	2	111	55.5	1
Chris Collins, Alabama, 10-13-2001	8	110	13.8	0
Chris Collins, Mississippi State, 11-22-2001	6	110	18.3	0
LeMay Thomas, Georgia, 9-23-95	8	109	13.6	0
Ta'Boris Fisher, Vanderbilt, 10-28-95	8	109	13.6	2
Jamie Armstrong, Auburn, 9-8-2001	9	108	12.0	0
Chris Collins, Auburn, 11-2-2002	8	106	13.3	3
Rick Kimbrough, South Carolina, 10-18-75	7	106	15.1	1
Mario Hill, Vanderbilt, 9-17-2005	6	106	17.7	1
Shay Hodge, Auburn, 10-31-2009	7	105	15.0	0
Mike Wallace, Mississippi State, 11-28-2008	4	105	26.3	2
Taye Biddle, Louisiana-Monroe, 9-13-2003	3	105	35.0	1
Markeith Summers, Arkansas, 10-23-2010	3	104	34.7	2
J.R. Ambrose, Texas Tech, 12-20-86	8	102	12.8	0
Doug Zeigler, Arkansas, 11-3-2001	5	102	20.4	2
Ricky Myers, SW Louisiana, 10-18-86	7	101	14.4	1
Eddie Small, Alabama, 10-24-92	7	101	14.4	1
Ta'Boris Fisher, Auburn, 9-2-95	7	101	14.4	0
Mike Wallace, Samford, 9-13-2008	4	101	25.3	0
Chris Collins, Murray State, 9-1-2001	6	100	16.7	3

RECEIVING YARDS

SINGLE GAME

Player, Opponent, Date	No	Yds	Avg	TD
Eddie Small, Vanderbilt, 9-18-93	6	210	35.0	2
Pat Coleman, Arkansas State, 9-16-89	6	200	33.3	3
Floyd Franks, Alabama, 10-4-69	13	191	14.7	1
Grant Heard, UNLV, 10-28-2000	7	169	24.1	2
Shay Hodge, Northern Arizona, 11-7-2009	7	169	24.1	2
Cory Peterson, Memphis, 9-5-98	9	164	18.2	2
Mike Espy, Texas Tech, 9-27-2003	6	157	26.2	1
Roell Preston, Mississippi State, 11-26-94	7	150	21.4	1
Cory Peterson, LSU, 10-31-98	5	147	29.4	2
Chris Collins, Arkansas State, 10-11-2003	8	146	18.3	1
Mario Hill, Wyoming, 9-18-2004	8	142	17.8	0
J.R. Ambrose, Arkansas State, 9-20-86	7	139	19.9	0
Mike Wallace, Vanderbilt, 9-25-2007	4	139	34.8	2
Chris Collins, Arkansas, 10-26-2002	10	138	13.8	1
Cory Peterson, Alabama, 10-16-99	8	137	17.1	0
Dexter McCluster, Arkansas, 10-24-2009	7	137	19.6	1
Mike Wallace, Missouri, 9-8-2007	7	136	19.4	1
Floyd Franks, Southern Miss, 10-17-70	9	135	15.0	1
Shay Hodge, Florida, 9-27-2008	3	133	44.3	1
Rick Kimbrough, LSU, 11-3-73	9	132	14.7	1
Mario Hill, Memphis, 9-5-2005	8	132	16.5	0
Dexter McCluster, Vanderbilt, 9-20-2008	7	132	18.9	0
LeMay Thomas, Vanderbilt, 10-28-95	10	130	13.0	1

RECEIVING YARDS

SEASON

Name, Year	Yards
Shay Hodge, 2009	1,135
Chris Collins, 2003	949
Willie Green, 1989	816
Chris Collins, 2002	812
LeMay Thomas, 1995	801
Mike Wallace, 2008	784
Michael Harmon, 1981	750
Shay Hodge, 2008	725
Floyd Franks, 1969	720
Mike Wallace, 2007	716
Chris Collins, 2001	692
Roell Preston, 1994	688
Floyd Franks, 1968	668

CAREER

Name, Years	Yards
Shay Hodge, 2008-09	2,646
Chris Collins, 2000-03	2,621
Willie Green, 1986-89	2,274
Grant Heard, 1996-2000	2,029
J.R. Ambrose, 1984-87	2,012
Mike Wallace, 2005-08	1,910
Cory Peterson, 1996-99	1,842
Bill Flowers, 2001-04	1,795
Mike Espy, 2002-05	1,779
Michael Harmon, 1979-82	1,760
Floyd Franks, 1968-70	1,707
Eddie Small, 1990-93	1,593

TD RECEPTIONS

SEASON

Name, Year	No.
Chris Collins, 2002	10
Grant Heard, 2000	9
Ken Toler, 1980	9
Shay Hodge, 2009	8
Shay Hodge, 2008	8
Roell Preston, 1994	8
Burney Veazey, 1972	8
Barney Poole, 1947	8
Mike Wallace, 2008	7
Chris Collins, 2003	7
Floyd Franks, 1970	7

CAREER

Name, Years	No.
Chris Collins, 2000-03	24
Shay Hodge, 2006-09	22
Grant Heard, 1996-2000	16
Mike Wallace, 2005-08	15
J.R. Ambrose, 1984-87	13
Burney Veazey, 1971-73	12
Willie Green, 1986-89	12
Barney Poole, 1947-48	11
Floyd Franks, 1968-70	11
Ken Toler, 1977-80	11
Pat Coleman, 1988-89	11
Roell Preston, 1993-94	11

100-YARD RECEIVING GAMES

SEASON

Name, Year	No.
Shay Hodge, 2009	5
Mike Wallace, 2008	4
Chris Collins, 2003	4
Chris Collins, 2001	4
Chris Collins, 2002	3
Markeith Summers, 2010	2
Mike Wallace, 2007	2
Mario Hill, 2005	2
Cory Peterson, 1999	2
Ta'Boris Fisher, 1995	2
LeMay Thomas, 1995	2
J.R. Ambrose, 1986	2
Floyd Franks, 1969	2

CAREER

Name, Years	No.
Chris Collins, 2000-03	11
Shay Hodge, 2006-09	6
Mike Wallace, 2005-08	6
Floyd Franks, 1968-70	4
J.R. Ambrose, 1984-87	3
Mario Hill, 2002-05	3
Cory Peterson, 1996-99	3
Mike Wallace, 2005-07	2
Mike Espy, 2002-05	2
Ta'Boris Fisher, 1993-96	2
LeMay Thomas, 1992-95	2
Eddie Small, 1991-93	2
Michael Harmon, 1979-82	2
Rick Kimbrough, 1973-75	2

ALL-PURPOSE RECORDS

SINGLE GAME

Player, Opponent, Date	Rush	Rec	Ret	Total
Dexter McCluster, Tennessee, 11-14-2009	282	42	0	324
Deuce McAllister, Arkansas, 11-6-99	125	34	158	317
John Avery, Alabama, 10-25-97	148	10	152	292
Deuce McAllister, Alabama, 10-16-99	63	54	152	269
Dexter McCluster, Memphis, 9-3-2006	60	86	122	268
Dexter McCluster, Arkansas, 10-24-2009	123	137	0	260
Deuce McAllister, LSU, 10-30-99	140	16	102	258
Deuce McAllister, Auburn, 9-9-2000	104	1	152	257
Pat Coleman, Tulane, 10-21-89	0	92	165	257
Brandon Bolden, Fresno State, 9-25-10	228	15	0	243
Dou Innocent, Mississippi State, 11-25-97	242	0	0	242
Mike Wallace, Vanderbilt, 9-20-2008	0	36	202	238
Dexter McCluster, Oklahoma State, 1-2-2010	184	45	0	229
Chris Collins, Kentucky, 9-29-2001	38	119	72	229
BenJarvus Green-Ellis, Missouri, 9-8-2007	226	0	0	226
Mike Wallace, Arkansas, 10-25-2008	17	120	85	222
John Avery, Arkansas State, 10-26-96	65	31	120	216
Brandon Bolden, Louisiana-Lafayette, 11-6-10	136	80	0	216
Deuce McAllister, Vanderbilt, 9-16-2000	143	47	25	215
Jeff Scott, LSU, 11-20-10	31	(-5)	188	214
Deuce McAllister, Mississippi State, 11-25-99	134	6	71	211
Eddie Small, Vanderbilt, 9-18-93	0	210	0	210

SEASON

Player, Year	Rush	Rec	Ret	Total
Mike Wallace, 2008	92	784	861	1737
Dexter McCluster, 2009	1169	520	28	1717
Deuce McAllister, 1999	809	201	682	1692
Parker Hall, 1938	807	0	722	1529
Deuce McAllister, 2000	767	190	531	1488
Kayo Dottley, 1949	1312	29	22	1363
John Avery, 1996	788	99	473	1360
Brandon Bolden, 2010	976	344	0	1320
John Avery, 1997	862	113	315	1290
Dexter McCluster, 2008	655	625	0	1280
Junie Hovious, 1940	407	133	699	1239
Deuce McAllister, 1998	1082	154	0	1236
Doug Cunningham, 1966	653	132	438	1223
Pat Coleman, 1989	29	595	594	1218
Mike Wallace, 2007	0	716	483	1199
Pat Coleman, 1988	10	419	768	1197
Dou Innocent, 1994	910	206	74	1190
Paul Hofer, 1973	642	90	457	1189
BenJarvus Green-Ellis, 2007	1137	25	0	1162
Jesse Grandy, 2010	88	224	847	1159
Vincent Brownlee, 1991	0	309	849	1158
Billy Mustin, 1949	555	273	313	1141
Shay Hodge, 2009	0	1135	0	1135
Jason Armstead, 2001	-1	413	720	1132
Kayo Dottley, 1950	1007	110	11	1128
Joe Gunn, 1999	951	164	0	1115
Randy Baldwin, 1990	970	137	0	1107
Michael Sweet, 1975	653	152	288	1093

CAREER

Player, Years	Rush	Rec	Ret	Total
Deuce McAllister, 1997-2000	3060	616	1213	4889
Dexter McCluster, 2006-09	1955	1703	431	4089
Mike Wallace, 2005-08	94	1910	1392	3396
Chris Collins, 2000-03	101	2621	552	3274
Mike Espy, 2002-05	45	1779	1416	3240
J.R. Ambrose, 1984-87	129	2012	1045	3186
Joe Gunn, 1998-2001	2749	374	0	3123
Brandon Bolden, 2008-2010	2132	660	270	3062
Doug Cunningham, 1964-66	840	259	1829	2928
Junie Hovious, 1938-41	1017	305	1578	2900
Freddie Lee Williams, 1976-79	1216	597	1059	2872
Dou Innocent, 1991-92; 1994-95	2322	392	121	2835
Kayo Dottley, 1947-50	2654	139	33	2826
Paul Hofer, 1972-75	1430	182	1133	2745
Michael Harmon, 1980-82	7	1760	908	2675
Ta'Boris Fisher, 1993-96	13	1511	1150	2674
John Avery, 1996-97	1650	212	788	2650
Shay Hodge, 2006-09	0	2646	0	2646
Willie Goodloe, 1984-87	861	209	1482	2552

Buford McGee, 1979-83	1557	856	126	2539
Pat Coleman, 1988-89	39	1014	1362	2415
Dexter McCluster, 2006-08	786	1183	403	2372
Michael Sweet, 1974-76	1376	303	689	2368
Rick Kimbrough, 1973-75	97	1137	1100	2334
Willie Green, 1986-89	18	2274	20	2312
Mike Dennis, 1963-65	1323	739	204	2266

SCORING RECORDS

POINTS SCORED

SINGLE GAME

Player, Opponent, Date	TD	EP	FG	TP
Showboat Boykin, Mississippi State, 12-1-51	*†7	0	0	*†42
Jimmy Patton, Tulane, 10-17-53	4	2	0	26
Eddie Crawford, LSU, 11-3-56	4	0	0	24
Greg Ainsworth, Mississippi State, 11-25-72	4	0	0	24
Randy Baldwin, Arkansas State, 9-22-90	4	0	0	24
Dexter McCluster, Tennessee, 11-14-2009	4	0	0	24
Jonathan Nichols, Texas Tech, 9-27-2003	0	3	6	21
Parker Hall, Centenary, 10-22-38	3	2	0	20
Archie Manning, LSU, 11-1-69	3	^1	0	20
Ray Hapes, W. Tennessee Teachers, 9-28-35	3	1	0	19
Byrson Rose, Louisiana-Lafayette, 11-6-10	0	4	5	19

SEASON

Player, Position, Year	TD	EP	FG	TP
Jonathan Nichols, PK, 2003	0	49	25	124
Joshua Shene, PK, 2008	0	52	17	103
Deuce McAllister, RB, 2000	17	0	0	102
Brando Bolden, RB, 2010	17	0	0	102
Bryson Rose, K, 2010	0	43	16	91
Joshua Shene, PK, 2009	0	43	15	88
Archie Manning, QB, 1969	14	^1	0	86
Jonathan Nichols, PK, 2002	0	40	15	85
John Dottley, FB, 1949	14	0	0	84
Jonathan Nichols, PK, 2004	0	19	20	79
Les Binkley, K, 1999	0	36	14	78
Deuce McAllister, RB, 1999	13	0	0	78
Randy Baldwin, HB, 1990	13	0	0	78
Paige Cothren, FB, 1955	6	20	6	74
Ray Hapes, FB, 1935	12	2	0	74
Parker Hall, TB, 1938	11	7	0	73
Merle Hapes, FB, 1940	12	0	0	72
Brian Lee, K, 1992	0	25	15	70
Marvin Courtney, RB, 1991	11	^1	0	68
Tim Montz, K, 1994	0	30	12	66
Greg Ainsworth, TB, 1971	11	0	0	66
Charlie Flowers, FB, 1959	11	0	0	66

CAREER

Player, Position, Years	TD	EP	FG	TP
Jonathan Nichols, K, 2001-04	0	155	63	344
Joshua Shene, PK, 2006-09	0	139	57	310
Deuce McAllister, RB, 1997-2000	41	0	0	246
Brian Lee, K, 1989-92	0	84	41	207
Bryan Owen, K, 1985-88	0	92	38	206
Tim Montz, K, 1993-96	0	75	35	180
Hoppy Langley, KS, 1976-79	0	76	34	178
Brandon Bolden, RB, 2008-2010	28	0	0	168
Joe Gunn, RB, 1998-2001	26	^1	0	158
Steve Lavinghouze, KS, 1972-75	0	71	29	158
Archie Manning, QB, 1968-70	25	2	0	154
Paige Cothren, FB, 1954-56	12	42	12	151
Chris Collins, WR, 2000-03	25	0	0	150
Les Binkley, K, 1999-2000	0	73	23	142
Randy Baldwin, HB, 1989-90	23	0	0	138
Todd Gatlin, K, 1980-82	0	62	24	134
Jimmy Keyes, MG, 1965-67	1	53	25	134
Tim Montz, K, 1994-95	0	49	28	133
John Fourcade, QB, 1978-81	22	0	0	132
John Dottley, FB, 1947-50	21	0	0	126
Marvin Courtney, TB-FB, 1990-93	20	2	0	124
Mike Dennis, TB, 1963-65	20	0	0	120
Merle Hapes, FB, 1939-41	20	0	0	120
Rab Rodgers, HB, 1933-35	20	0	0	120

* NCAA Record † SEC Record ^ Two-point conversion

POINTS KICKING

SINGLE GAME

Player, Opponent, Date	EPA — M	FGA — M	TP
Jonathan Nichols, Texas Tech, 9-27-2003	3 — 3	6 — 6	21
Bryson Rose, Louisiana-Lafayette, 11-6-10	4 — 4	5 — 5	19
Brian Lee, Tulane, 8-31-91	1 — 1	5 — 5	16
Walter Grant, UT-Chattanooga, 9-11-93	4 — 4	4 — 4	16
Bryan Owen, Kentucky, 10-11-86	3 — 3	5 — 4	15
Jonathan Nichols, Vanderbilt, 9-18-2004	2 — 2	4 — 4	14
Jonathan Nichols, Wyoming, 9-25-2004	2 — 2	4 — 4	14
Todd Gatlin, LSU, 10-31-81	1 — 1	4 — 4	13
Jonathan Nichols, Vanderbilt, 9-21-2002	4 — 4	3 — 3	13
Jonathan Nichols, Arkansas State, 10-11-2003	7 — 7	2 — 2	13
Jonathan Nichols, Arkansas, 10-25-2003	1 — 1	4 — 4	13
Joshua Shene, LSU, 11-21-2009	1 — 1	5 — 4	13
Billy Carl Irwin, Memphis State, 9-19-64	3 — 3	3 — 3	12
Bryan Owen, Arkansas State, 9-21-85	1 — 0	4 — 4	12
Brian Lee, LSU, 10-31-92	3 — 3	4 — 3	12
Tim Montz, Georgia, 9-23-95	0 — 0	4 — 4	12
Carlisle McGee, Arkansas State, 10-24-98	3 — 3	3 — 3	12
Les Binkley, West Virginia, 12-27-2000	3 — 3	3 — 3	12
Joshua Shene, Arkansas, 10-24-2009	3 — 3	3 — 3	12

SEASON

Player, Year	EPA — M	Pct	FGA — M	Pct	TP
Jonathan Nichols, 2003	49 — 49	1.000	29 — 25	.862	124
Joshua Shene, 2008	52 — 52	1.000	21 — 17	.810	103
Bryson Rose, 2010	43 — 44	.977	16 — 18	.889	91
Joshua Shene, 2009	45 — 43	.956	20 — 15	.750	88
Jonathan Nichols, 2002	40 — 40	1.000	20 — 15	.750	85
Jonathan Nichols, 2004	19 — 19	1.000	27 — 20	.741	79
Les Binkley, 1999	36 — 36	1.000	16 — 14	.875	78
Brian Lee, 1992	25 — 25	1.000	24 — 15	.625	70
Tim Montz, 1994	30 — 30	1.000	17 — 12	.706	66
Brian Lee, 1991	26 — 25	.962	19 — 13	.684	64
Les Binkley, 2000	39 — 37	.949	13 — 9	.692	64
Joshua Shene, 2006	20 — 20	1.000	17 — 14	.824	62
Bryan Owen, 1987	24 — 23	.958	16 — 12	.750	59
Walter Grant, 1993	24 — 23	.960	20 — 12	.600	59
Joshua Shene, 2007	25 — 24	.960	17 — 11	.647	57
Tim Montz, 1995	19 — 17	.895	19 — 13	.684	56
Jonathan Nichols, 2001	49 — 47	.959	6 — 3	.500	56
Cloyce Hinton, 1971	42 — 39	.929	13 — 5	.384	54
Steve Lavinghouze, 1973	25 — 25	1.000	17 — 9	.529	52
Jon Howard, 1984	16 — 13	.813	20 — 13	.650	52
Bryan Owen, 1986	28 — 28	1.000	15 — 8	.533	52
Hoppy Langley, 1978	19 — 18	.947	18 — 11	.611	51
Bryan Owen, 1988	19 — 18	.947	15 — 11	.733	51
Jimmy Keyes, 1966	20 — 20	1.000	17 — 10	.588	50

CAREER

Player, Years	EPA — M	Pct	FGA — M	Pct	TP
Jonathan Nichols, 2001-04	157 — 155	.987	82 — 63	.768	344
Joshua Shene, 2006-09	142 — 139	.979	75 — 57	.760	310
Brian Lee, 1989-92	87 — 84	.966	75 — 41	.547	207
Bryan Owen, 1985-88	98 — 92	.939	58 — 38	.655	206
Tim Montz, 1993-96	77 — 75	.974	51 — 35	.686	180
Hoppy Langley, 1976-79	82 — 76	.927	63 — 34	.540	178
Steve Lavinghouze, 1972-75	74 — 71	.959	53 — 29	.547	158
Les Binkley, 1999-2000	75 — 73	.973	29 — 23	.793	142
Todd Gatlin, 1980-82	67 — 62	.925	40 — 24	.600	134
Jimmy Keyes, 1965-67	55 — 53	.964	49 — 25	.510	128
Joshua Shene, 2006-07	45 — 44	.978	34 — 25	.735	119
Bryson Rose, 2010	43 — 44	.977	16 — 18	.889	91
Bobby Khayat, 1957-59	62 — 55	.887	22 — 9	.409	82
Paige Cothren, 1954-56	52 — 43	.827	27 — 12	.444	79
Billy Carl Irwin, 1962-64	55 — 49	.891	18 — 10	.556	79
Cloyce Hinton, 1969-71	45 — 41	.911	32 — 12	.375	77
Perry King, 1968-69	49 — 44	.898	17 — 6	.353	62
Walter Grant, 1993	24 — 23	.958	20 — 12	.600	59
Bobby Oswalt, 1946-48	75 — 54	.720			54
Jon Howard, 1984	16 — 13	.813	20 — 13	.650	52
Steve Lindsey, 1996-97	26 — 23	.885	18 — 9	.500	50

YEAR-BY-YEAR SCORING LEADERS

Year	Player, Position	TD	EPA-EP	FGA-FG	TP
2010	Brandon Bolden, RB	17	—	—	102
2009	Joshua Shene, PK	0	45-43	20-15	88
2008	Joshua Shene, PK	0	52-52	21-17	103
2007	Joshua Shene, PK	0	25-24	17-11	57
2006	Joshua Shene, PK	0	20-20	17-14	62
2005	Mike Espy, WR	4	—	—	24
2004	Jonathan Nichols, PK	0	19-19	27-20	79
2003	Jonathan Nichols, PK	0	49-49	29-25	124
2002	Jonathan Nichols, PK	0	40-40	20-15	85
2001	Joe Gunn, RB	10	—	—	60
2000	Deuce McAllister, RB	17	—	—	102
1999	Deuce McAllister, RB	13	—	—	78
	Les Binkley, K	0	36-36	16-14	78
1998	Deuce McAllister, RB	7	—	—	42
1997	John Avery, RB	8	—	—	48
1996	Tim Montz, K	0	26-26	14-7	47
1995	Tim Montz, K	0	19-17	19-13	56
1994	Tim Montz, K	0	30-30	17-12	66
1993	Walter Grant, K	0	24-23	20-12	59
1992	Brian Lee, K	0	25-25	24-15	70
1991	Marvin Courtney, RB	11	1-1	—	68
1990	Randy Baldwin, HB	13	—	—	78
1989	Randy Baldwin, RB	10	—	—	60
1988	Bryan Owen, K	0	19-18	15-11	51
1987	Bryan Owen, K	0	24-23	16-12	59
1986	Bryan Owen, K	0	28-28	15-8	52
1985	Bryan Owen, K	0	25-23	12-7	44
1984	John Howard, K	0	16-13	20-13	52
1983	Buford McGee, TB	7	—	—	42
1982	Todd Gatlin, K	0	22-21	16-9	48
1981	Todd Gatlin, K	0	14-13	14-10	43
1980	Ken Toler, SE	9	—	—	54
1979	Leon Perry, FB	10	1-1	—	62
1978	Hoppy Langley, K	0	19-18	18-11	51
1977	James Storey, FB	10	—	—	60
1976	Hoppy Langley, K	0	13-13	14-9	40
1975	Steve Lavinghouze, K	0	18-18	14-10	48
1974	Steve Lavinghouze, K	0	16-16	12-5	31
1973	Steve Lavinghouze, K	0	25-25	17-9	52
1972	Burney Veazey, TE	8	—	—	48
1971	Greg Ainsworth, TB	11	—	—	66
1970	Bob Knight, TB	8	—	—	48
1969	Archie Manning, QB	14	2-1	—	86
1968	Steve Hindman, TB	7	—	—	42
1967	Jimmy Keyes, LB	0	15-14	14-9	41
1966	Jimmy Keyes, MG	0	20-20	17-10	50
1965	Mike Dennis, TB	8	—	—	48
1964	Billy Carl Irwin, RE	0	23-21	11-7	42
1963	Billy Carl Irwin, RE	1	27-23	6-3	38
1962	Louis Guy, WB	8	—	—	48
1961	Billy Ray Adams, FB	10	—	—	60
1960	James Anderson, TB	7	1-0	—	42
1959	Charlie Flowers, FB	11	1-0	—	66
1958	Bobby Ray Franklin, QB	6	3-3	—	39
1957	Ray Brown, QB	7	2-0	—	42
1956	Ray Brown, QB	8	7-4	—	52
1955	Paige Cothren, FB	6	25-20	15-6	74
1954	Allen Muirhead, RH	10	—	—	60
1953	Bobby McCool, FB	7	—	—	42
1953	Earl Blair, LH	7	1-0	—	42
1952	Wilson Dillard, LH	8	—	—	48
1952	Harol Lofton, FB	8	—	—	48
1951	Showboat Boykin, FB	10	—	—	60
1951	Jimmy Lear, QB	6	32-23	—	59
1949	Kayo Dottley, FB	14	—	—	84
1948	Dixie Howell, RHB	5	—	—	30
1947	Charlie Conerly, LHB	9	—	—	54
1946	Ray Poole, E	4	6-5	—	29
1941	Merle Hapes, FB	6	—	—	36
1940	Merle Hapes, FB	12	—	—	72
1940	Junie Hovious, LHB	9	19-11	—	65
1939	Leslie Dodson, FB	4	11-9	—	33
1938	Parker Hall, LHB	11	13-7	—	73
1935	Ray Hapes, HB	12	2-2	—	74

TDs SCORED

SEASON

Name, Pos., Year	No.
Deuce McAllister, RB, 2000	17
Brandon Bolden, RB, 2010	17
Archie Manning, QB, 1969	14
Kayo Dottley, FB, 1949	14
Deuce McAllister, RB, 1999	13
Randy Baldwin, HB, 1990	13
Merle Hapes, FB, 1940	12
Ray Hapes, FB, 1935	12
Parker Hall, TB, 1938	11
Marvin Courtney, RB, 1991	11
Greg Ainsworth, TB, 1971	11
Charlie Flowers, FB, 1959	11

CAREER

Name, Pos., Years	No.
Deuce McAllister, RB, 1997-2000	41
Brandon Bolden, RB, 2008-10	28
Joe Gunn, RB, 1998-2001	26
Chris Collins, WR, 2000-03	25
Archie Manning, QB, 1968-70	25
Randy Baldwin, HB, 1989-90	23
Dexter McCluster, RB-WR, 2006-09	22
John Fourcade, QB, 1978-81	22
Kayo Dottley, FB, 1947-50	21
Marvin Courtney, TB-FB, 1990-93	20
Mike Dennis, TB, 1963-65	20
Merle Hapes, FB, 1939-41	20
Rab Rodgers, HB, 1933-35	20

FGs MADE

SEASON

Name, Year	No.
Jonathan Nichols, 2003	25
Jonathan Nichols, 2004	20
Joshua Shene, 2008	17
Bryson Rose, 2010	16
Joshua Shene, 2009	15
Jonathan Nichols, 2002	15

Brian Lee, 1992	15
Joshua Shene, 2006	14
Les Binkley, 1999	14
Tim Montz, 1995	13
Brian Lee, 1991	13
Jon Howard, 1984	13
Tim Montz, 1994	12
Walter Grant, 1993	12
Bryan Owen, 1987	12

CAREER

Name, Years	No.
Jonathan Nichols, 2001-04	63
Joshua Shene, 2006-09	57
Brian Lee, 1989-92	41
Bryan Owen, 1985-88	38
Tim Montz, 1993-96	35
Hoppy Langley, 1976-79	34
Steve Lavinghouze, 1972-75	29
Joshua Shene, 2006-07	25
Jimmy Keyes, 1965-67	25
Todd Gatlin, 1980-82	24
Les Binkley, 1999-2000	23

PATs MADE

SEASON

Name, Year	No.
Joshua Shene, 2008	52
Jonathan Nichols, 2003	49
Jonathan Nichols, 2001	47
Joshua Shene, 2009	43
Bryson Rose, 2010	43
Jonathan Nichols, 2002	40
Cloyce Hinton, 1971	39
Les Binkley, 2000	37
Les Binkley, 1999	36
Brian Lee, 1990	32
Tim Montz, 1994	30
Greg Hogue, 1989	29
Todd Gatlin, 1980	28
Bryan Owen, 1986	28

CAREER

Name, Years	No.
Jonathan Nichols, 2001-04	155
Joshua Shene, 2006-09	139
Bryan Owen, 1985-88	92
Brian Lee, 1989-92	84
Hoppy Langley, 1976-79	76
Tim Montz, 1993-96	75
Les Binkley, 1999-2000	73
Steve Lavinghouze, 1972-75	71
Todd Gatlin, 1980-82	62
Bobby Khayat, 1957-59	55

PATs ATTEMPTED

SEASON

Name, Year	No.
Joshua Shene, 2008	52
Jonathan Nichols, 2003	49
Jonathan Nichols, 2001	49
Joshua Shene, 2009	45
Byrson Rose, 2010	44
Cloyce Hinton, 1971	42
Jonathan Nichols, 2002	40
Les Binkley, 2000	39
Les Binkley, 1999	36
Brian Lee, 1990	34
Todd Gatlin, 1980	31

CAREER

Name, Years	No.
Jonathan Nichols, 2001-04	157
Joshua Shene, 2006-09	142
Bryan Owen, 1985-88	98
Brian Lee, 1989-92	87
Hoppy Langley, 1976-79	82
Tim Montz, 1993-96	77
Les Binkley, 1999-2000	75
Steve Lavinghouze, 1972-75	74
Todd Gatlin, 1980-82	67
Bobby Khayat, 1957-59	62
Billy Carl Irwin, 1962-64	55
Jimmy Keyes, 1965-67	55

KICKOFF RETURN RECORDS

SINGLE GAME

Player, Opponent, Date	No	Yds	Avg	LP	TD
Mike Wallace, Vanderbilt, 9-20-2008	6	202	33.7	98	1
Jeff Scott, LSU, 11-20-2010	7	188	26.9	41	0
Marshay Green, Florida, 9-22-2007	6	159	26.5	42	0
Deuce McAllister, Arkansas, 11-6-99	3	158	52.7	100	1
Deuce McAllister, Alabama, 10-16-99	6	152	25.3	46	0
Jesse Grandy, Auburn, 10-31-2009	5	150	30.0	82	1
Jesse Grandy, Auburn, 10-30-2010	7	148	21.1	32	0
Marshay Green, Missouri, 9-8-2007	6	146	24.3	30	0
Jesse Grandy, Mississippi State, 11-28-2009	7	143	20.4	30	0
Ronald McClendon, Texas Tech, 9-27-2003	5	141	28.2	41	0
Bryan Brown, South Carolina, 11-1-2003	6	134	22.3	36	0
John Avery, Alabama, 10-25-97	3	134	44.7	100	1
Doug Cunningham, Mississippi State, 12-5-64	3	134	44.7	81	1
Jason Armstead, Mississippi State, 11-22-2001	5	123	24.6	30	0
Dexter McCluster, Memphis, 9-3-2006	5	122	24.4	39	0
Tyrone Ashley, Alabama, 10-7-89	6	122	20.3	24	0
Jeff Scott, Mississippi State, 11-27-2010	4	121	30.3	33	0
John Avery, Arkansas State, 10-26-96	2	120	60.0	97	1
Pat Coleman, Tulane, 11-5-89	4	118	29.5	38	0
Mike Wallace, LSU, 11-17-2007	5	117	23.4	37	0
Joe Woods, Memphis State, 11-7-92	5	117	23.4	29	0
Paul Hofer, Georgia, 10-13-73	4	117	29.3	42	0
Jesse Grandy, Alabama, 10-10-2009	5	115	23.0	34	0
Marshay Green, LSU, 11-18-2006	2	115	57.5	62	0
Jesse Grandy, UAB, 10-17-2009	2	114	57.0	88	1
Robert Williams, Arkansas, 11-4-2000	2	113	56.5	97	1

John Avery, LSU, 11-16-96	2	113	56.5	100	1
Michael Sweet, Vanderbilt, 10-26-74	3	113	37.7	48	0
Vincent Brownlee, Georgia, 10-12-91	6	112	18.7	48	0
Ronald McClendon, Alabama, 10-19-2002	6	111	18.5	25	0
Willie Goodloe, Vanderbilt, 10-26-85	4	111	27.8	55	0
Maurice Flournoy, Georgia, 11-21-98	4	110	27.5	37	0
Willie Goodloe, Auburn, 10-5-85	3	110	36.7	63	0
Joe Woods, Georgia, 9-26-92	5	107	21.4	25	0
Paul Hofer, LSU, 11-3-73	5	106	21.2	—	0
Jesse Grandy, Fresno State, 9-25-2010	5	105	21.0	23	0
Vincent Brownlee, Vanderbilt, 10-26-91	4	103	25.8	31	0
Leslie Dodson, Arkansas, 10-26-40	2	103	51.5	90	1
Jesse Grandy, Arkansas, 10-24-2009	4	102	25.5	31	0
Tyrone Ashley, Tennessee, 11-18-89	2	102	51.0	90	1
Pat Coleman, Alabama, 10-7-89	4	101	25.3	30	0
Vernon Studdard, Alabama, 10-3-70	1	100	100.0	100	1

SEASON

Player, Year	No	Yds	Avg	LP	TD
Mike Wallace, 2008	35	861	24.6	98	1
Jesse Grandy, 2009	29	746	25.7	88	2
Deuce McAllister, 1999	25	652	26.1	100	1
Marshay Green, 2007	27	631	23.4	42	0
Jesse Grandy, 2010	30	627	20.9	51	0
Pat Coleman, 1988	28	560	20.0	35	0
Tyrone Ashley, 1989	26	530	20.4	90	1
Freddie Williams, 1979	26	528	20.3	46	0

Jason Armstead, 2001	19	524	27.6	93	1
Vincent Brownlee, 1991	22	518	23.5	48	0
Willie Goodloe, 1985	22	506	23.0	63	0
Mike Wallace, 2007	21	483	23.0	77	1
John Avery, 1996	17	473	27.8	100	2
Paul Hofer, 1973	19	457	24.1	45	0
Ronald McClendon, 2003	18	454	25.2	44	0
Doug Cunningham, 1965	18	450	25.0	66	0
Jeff Scott, 2010	15	416	27.7	41	0
Mike Espy, 2004	20	399	20.0	44	0
Vernon Studdard, 1970	15	388	25.9	100	2
Bobby Knight, 1971	15	387	25.8	89	1
Doug Cunningham, 1964	13	366	28.2	81	1
Freddie Williams, 1977	18	361	18.3	34	0
Jason Armstead, 2002	19	354	18.6	28	0
Marshay Green, 2006	14	353	25.2	62	0
J.R. Ambrose, 1986	13	353	27.1	94	1
Pat Coleman, 1989	16	352	22.0	38	0
Paul Hofer, 1974	15	342	22.8	45	0
Deuce McAllister, 2000	20	340	17.0	28	0
Joe Woods, 1992	15	340	22.7	30	0
Malvin Gipson, 1981	16	332	20.8	54	0
Mico McSwain, 2006	14	322	23.0	69	0
John Avery, 1997	13	315	24.2	100	1
J.R. Ambrose, 1987	16	310	19.4	35	0
Lee Davis, 1983	14	308	22.0	65	0
Malvin Gipson, 1980	12	304	25.3	43	0

CAREER

Player, Years	No	Yds	Avg	LP	TD
Mike Wallace, 2005-08	60	1392	23.2	98	2
Jesse Grandy, 2009-10	59	1373	23.3	88	2
Paul Hofer, 1972-75	51	1133	22.2	45	0
Freddie Williams, 1976-79	51	1059	20.8	50	0
Tyrone Ashley, 1989-91	49	1043	21.3	90	2
Deuce McAllister, 1997-2000	45	992	22.0	100	1
Marshay Green, 2006-09	41	984	24.0	62	0
Willie Goodloe, 1984-87	48	977	20.4	63	0
Malvin Gipson, 1978-81	45	944	20.9	54	0
J.R. Ambrose, 1984-87	41	938	22.9	94	1
Pat Coleman, 1988-89	44	912	20.7	38	0
Doug Cunningham, 1964-66	35	888	25.4	81	1
Jason Armstead, 2001-02	38	878	23.1	93	1
John Avery, 1996-97	30	788	26.3	100	3
Jesse Grandy, 2009	29	746	25.7	88	2
Mark Smith, 1992-95	26	734	28.2	55	0
Ronald McClendon, 2002-03	33	706	21.4	44	0
Vincent Brownlee, 1990-91	30	700	23.3	48	0
Michael Sweet, 1974-76	28	685	24.5	51	0
Rick Kimbrough, 1973-75	31	582	18.8	56	0
Joe Woods, 1992-93	27	575	21.3	42	0
Lee Davis, 1981-84	22	537	24.4	97	1
Chris Collins, 2001-03	28	532	19.0	50	0
Bobby Knight, 1969-71	22	518	23.5	89	1
Robert Williams, 1999-2002	21	506	24.1	97	1
Vernon Studdard, 1968-70	21	505	24.0	100	2

PUNT RETURN RECORDS

SINGLE GAME

Player, Opponent, Date	No	Yds	Avg	LP	TD
Jason Armstead, Memphis, 9-7-2002	8	157	19.6	62	1
Will Glover, Chattanooga, 11-15-47	4	151	37.8	75	1
Junie Hovious, Georgia, 10-12-40	4	145	36.3	96	1
Vincent Brownlee, Vanderbilt, 10-26-91	3	130	43.3	68	1
Jackie Flack, Union, 9-21-40	6	120	20.0	—	0
Vincent Brownlee, Arkansas, 9-22-90	5	118	23.6	89	1
Cory Peterson, SMU, 9-26-98	3	116	38.7	92	1
Doug Cunningham, Southern Miss, 10-15-66	8	116	14.5	57	1
Pat Coleman, Memphis State, 9-3-88	5	107	21.4	83	1
Marshay Green, Oklahoma State, 1-2-2010	4	106	26.5	63	0
Marshay Green, Mississippi State, 11-25-2006	5	105	21.0	47	1
Jason Armstead, Mississippi State, 11-28-2002	3	100	33.3	51	0

SEASON

Player, Year	No	Yds	Avg	LP	TD
Junie Hovious, 1940	33	498	15.1	96	1
Junie Hovious, 1941	36	463	12.9	61	1
Doug Cunningham, 1965	33	395	11.9	75	1
Jason Armstead, 2002	32	383	12.0	62	1
Marshay Green, 2008	35	381	10.9	77	1
Tommy James, 1967	27	377	14.0	79	1
Mike Espy, 2003	43	369	8.6	37	0
Rick Kimbrough, 1973	20	368	18.4	67	0
Vincent Brownlee, 1990	33	366	11.1	89	1
Doug Cunningham, 1966	33	366	11.5	64	2
Ta'Boris Fisher, 1994	33	347	10.5	56	0
Germaine Kohn, 1992	34	332	9.8	57	1
Vincent Brownlee, 1991	28	331	11.8	68	1
Ta'Boris Fisher, 1993	29	330	11.4	77	1
Jerry Tiblier, 1948	9	269	29.9	80	2
Jackie Flack, 1940	18	268	14.9	—	0
Marshay Green, 2009	26	264	10.2	63	0
Bobby Knight, 1971	23	261	11.7	62	0
Ta'Boris Fisher, 1996	21	256	12.2	73	1
Pat Coleman, 1989	23	242	10.5	47	0
Bobby Knight, 1970	24	242	10.2	48	1
Tim Moffett, 1993	17	238	14.0	66	1
Marshay Green, 2006	20	224	11.2	47	1

Jesse Grandy, 2010	15	220	14.7	73	1
Cory Peterson, 1998	19	209	11.0	92	1
Pat Coleman, 1988	21	208	9.9	83	1
Cory Peterson, 1999	24	205	8.5	30	0
Danny Fischer, 1976	35	204	5.8	14	0
Jimmy Heidel, 1963	18	200	11.1	22	0

CAREER

Player, Years	No	Yds	Avg	LP	TD
Junie Hovious, 1938-41	84	1142	13.6	96	2
Ta'Boris Fisher, 1993-96	96	1065	11.1	77	2
Doug Cunningham, 1964-66	81	941	11.6	75	3
Marshay Green, 2006-09	93	917	9.9	77	3
Mike Espy, 2002-05	95	716	7.5	51	1
Vincent Brownlee, 1990-91	61	697	11.4	89	2
Bobby Knight, 1969-71	56	627	11.2	62	1
Jason Armstead, 2001-02	54	579	10.7	62	1
Rick Kimbrough, 1973-75	52	518	10.0	67	0
Willie Goodloe, 1984-87	64	505	7.9	62	1
Michael Harmon, 1979-82	70	492	7.0	54	1
Cory Peterson, 1996-99	51	460	9.0	92	1
Pat Coleman, 1988-89	44	450	10.2	83	1
Tim Moffett, 1981-84	42	418	10.0	66	1
Tommy James, 1965-67	31	389	12.5	79	1
Jackie Flack, 1940-41	27	383	14.2	—	0
Billy Mustin, 1946-49	19	342	18.0	65	2
Bobby Wilson, 1946-49	39	313	8.0	—	0
Charlie Conerly, 1946-47	28	298	10.3	—	0
Jerry Tiblier, 1947-48	11	273	24.8	80	2
Jimmy Heidel, 1963-65	26	261	10.0	22	0
Andre Rone, 1996-97	26	246	9.5	56	0
Jon Fabris, 1977-78	44	246	5.6	27	0
Billy Brewer, 1957-59	10	226	22.6	85	1
Chuck Morris, 1961-62	21	225	10.7	37	0
Leon Felts, 1968-69	32	222	6.9	28	0
Deuce McAllister, 1997-2000	20	221	11.1	87	1
Jesse Grandy, 2010	15	220	14.7	73	1
Lea Paslay, 1951-53; 1956	21	207	9.9	19	0
Danny Fischer, 1976	35	204	5.8	14	0
Wilson Dillard, 1950-52	19	200	10.5	—	0

PUNTING RECORDS

SINGLE GAME

Player, Opponent, Date	No	Yds	Avg
Bill Smith, Southern Miss, 10-20-84	2	169	84.5
Jim Miller, Georgia, 10-6-79	1	65	65.0
Brett Brewer, Memphis State, 9-8-84	2	110	55.0
Randall Green, VMI, 9-7-96	1	54	54.0
Merle Hapes, Holy Cross, 11-9-40	3	162	54.0
Les Paslay, Mississippi State, 11-28-53	3	161	53.7
Bill Smith, Memphis State, 11-22-86	2	104	52.0
Tyler Campbell, Arkansas, 10-23-2010	6	311	51.8
Jim Miller, Memphis State, 9-15-79	6	310	51.7
Riley Myers, Chattanooga, 11-13-71	3	155	51.7
Jake Gibbs, LSU, 10-31-59	6	309	51.5
Bill Smith, Tennessee, 11-16-85	7	356	50.9
Jim Miller, Vanderbilt, 10-22-77	9	455	50.6
Julian Fagan, Southern Miss, 10-18-69	7	352	50.3
Justin Sparks, Alabama, 10-13-2007	3	150	50.0
Cody Ridgeway, Louisiana-Monroe, 8-31-2002	2	100	50.0
Frank Lambert, Tulane, 10-17-64	4	198	50.0
Jim Miller, Southern Miss, 9-24-77	5	248	49.6
Frank Lambert, Florida, 10-10-64	6	297	49.5
Bill Smith, Tennessee, 11-17-84	5	246	49.2
Jim Miller, LSU, 10-29-77	5	246	49.2
Jim Miller, Alabama, 9-10-77	7	344	49.1
Lonny Calicchio, Auburn, 9-2-95	3	147	49.0
Bill Smith, Auburn, 10-6-84	4	196	49.0
Jim Miller, Georgia, 10-8-77	9	441	49.0
Bill Smith, Arkansas, 9-13-86	8	391	48.9
Charlie Conerly, Vanderbilt, 10-11-47	8	390	48.8
Jim Miller, Tennessee, 11-17-79	5	243	48.6
Cody Ridgeway, Alabama, 10-18-2003	4	194	48.5
Bill Smith, Mississippi State, 11-24-84	4	194	48.5
Tyler Campbell, Tennessee, 11-13-2010	7	339	48.4
Julian Fagan, Houston, 10-26-68	7	339	48.4
Cody Ridgeway, South Carolina, 11-1-2003	4	193	48.3
Cody Ridgeway, Memphis, 9-7-2002	4	193	48.3
Bill Smith, Georgia, 10-12-85	10	483	48.3
Darryl Graham, Southern Miss, 9-11-82	4	193	48.3
Cody Ridgeway, South Carolina, 10-9-2004	6	289	48.2
Cody Ridgeway, Arkansas, 10-25-2003	6	289	48.2
Merle Hapes, Miami, 11-29-40	5	242	48.2
Lonny Calicchio, Georgia, 9-24-94	8	385	48.1
Greg Breland, Missouri, 9-15-73	10	481	48.1
Julian Fagan, Tennessee, 11-16-68	8	385	48.1
Bill Farris, Georgia, 10-11-75	4	192	48.0
Tyler Campbell, Alabama, 10-16-2010	8	383	47.9
Charlie Conerly, Vanderbilt, 10-5-46	9	431	47.9
Bill Smith, Mississippi State, 11-22-86	5	239	47.8
Julian Fagan, Memphis State, 9-23-67	5	239	47.8
Justin Sparks, Memphis, 9-1-2007	3	143	47.7
Cody Ridgeway, LSU, 11-22-2003	7	334	47.7
Randall Green, Auburn, 9-14-96	3	143	47.7
Bill Smith, Vanderbilt, 10-26-85	5	283	47.6
Charles Childers, Mississippi State, 11-24-90	7	331	47.3
Randall Green, Arkansas, 11-9-96	6	284	47.3
Jim Miller, Vanderbilt, 10-28-78	6	284	47.3
Rob Park, Memphis, 9-3-2006	3	142	47.3

SEASON

Player, Year	No	Yds	Avg
Merle Hapes, 1940	23	1123	48.7
Bill Smith, 1984	44	2099	47.7
Tyler Campbell, 2010	60	2782	46.4
Jim Miller, 1977	66	3029	45.9
Bill Smith, 1985	79	3581	45.3
Charlie Conerly, 1946	53	2399	45.3
Merle Hapes, 1941	37	1655	44.7

Jim Miller, 1979	53	2362	44.6
Bill Smith, 1986	57	2522	44.2
Cody Ridgeway, 2003	58	2561	44.2
Frank Lambert, 1964	50	2205	44.1
Tyler Campbell, 2009	43	1890	44.0
Jim Miller, 1978	76	3283	43.2
Cody Ridgeway, 2004	65	2759	42.5
Cody Ridgeway, 2002	67	2840	42.4
Richard Chisolm, 1991	21	885	42.1
Julian Fagan, 1968	75	3120	41.6
Julian Fagan, 1967	72	2993	41.6
Julian Fagan, 1969	52	2156	41.5
Bill Smith, 1983	74	3058	41.3
Greg Breland, 1973	67	2759	41.2
Frank Lambert, 1963	37	1526	41.2
Reagan King, 1997	33	1352	41.0
Darryl Graham, 1982	55	2250	40.9
Randall Green, 1996	58	2371	40.9
Will Moseley, 2005	21	858	40.9
Chuck Norman, 1965	65	2646	40.7
Jim Miller, 1976	71	2875	40.5
Bobby Wilson, 1949	50	2026	40.5
Darryl Graham, 1980	46	1863	40.5
Charlie Conerly, 1947	58	2332	40.2
Reagan King, 2000	56	2247	40.1
Parker Hall, 1938	53	2127	40.1
Lonny Calicchio, 1995	49	1966	40.1

CAREER

Player, Position, Years	No	Yds	Avg
Merle Hapes, FB, 1939-41	69	3176	46.0
Tyler Campbell, P, 2009	103	4672	45.4
Bill Smith, P, 1983-86	254	11260	44.3
Jim Miller, P, 1976-79	266	11549	43.4
Charlie Conerly, HB, 1946-47	110	4731	43.0
Frank Lambert, P, 1962-64	93	3999	43.0
Cody Ridgeway, P, 2001-04	238	10021	42.1
Julian Fagan, P, 1967-69	199	8269	41.5
Will Moseley, P, 2005	21	858	40.9
Darryl Graham, 1980-82	172	6898	40.1
Chuck Norman, P, 1965-66	127	5088	40.1
Parker Hall, HB, 1938	53	2127	40.1
Richard Chisolm, P, 1991-92	83	3308	39.9
Justin Sparks, P, 2007	51	2023	39.7
Walter Grant, P, 1994	18	714	39.7
Lonny Calicchio, P, 1994-95	102	4018	39.4
Bill Farris, DE, 1975	69	2721	39.4
Charles Childers, P, 1987-90	231	9074	39.3
Greg Breland, P, 1972-74	148	5813	39.3
Reagan King, P, 1997-2000	190	7455	39.2
Harol Lofton, HB, 1953	30	1170	39.0
Bobby Wilson, HB, 1946-49	131	5072	38.7
Rob Park, P, 2005-08	158	6082	38.5
Brett Brewer, P, 1984	21	808	38.5
Eagle Day, QB, 1953-55	54	2073	38.4
Junie Hovious, HB, 1939-41	74	2836	38.3
Jake Gibbs, QB, 1958-60	59	2223	37.7
Jimmy Lear, QB, 1950-52	9	3355	36.9
Ray Brown, QB, 1955-57	60	2206	36.8
Norris Weese, QB, 1971-72	90	3302	36.7
Billy Brewer, QB, 1957-59	31	1123	36.2
Kevin Cooper, P, 1996-97	29	1043	36.0
Brad Gray, P, 1991-92	33	1174	35.6

NOTE: Blocked punts and loss of yardage credited to team rather than individual after the 1954 season. Averages for Hapes (3 blocked), Conerly (4), Wilson (2), Day (1), Hovious (5), and Dillard (1) adjusted to conform. Prior to 1965, punters not given credit for 20 yards (touchback) assessed when punt carried over goal line.

DEFENSIVE RECORDS

INTERCEPTIONS

SINGLE GAME

Player, Opponent, Date	No	Yds	TD
Gary Hall, Tulane, 11-30-74	3	72	0
Glenn Cannon, LSU, 11-2-68	3	46	0
Todd Sandroni, Georgia, 10-1-88	^3	33	1
Gerald Warfield, Houston, 10-22-66	3	29	0
Tommy Luke, Texas, 12-17-65	3	28	0
Ray Brown, Texas, 1-1-58	3	24	0
Don Price, Vanderbilt, 10-25-86	3	11	0
James Kelly, Arkansas, 10-25-52	3	7	0

SEASON

Player, Year	No	Yds	Avg	LP	TD
Bobby Wilson, 1949	10	70	7.0	25	0
Harry Harrison, 1972	9	129	14.3	32	0
Gerald Warfield, 1966	8	77	9.5	28	0
Junie Hovious, 1940	7	146	20.9	46	2
Parker Hall, 1938	7	128	18.3	51	0
Alundis Brice, 1993	7	98	14.0	45	2
Glenn Cannon, 1968	7	94	13.4	36	1
Ray Heidel, 1970	7	86	12.3	24	0
Glenn Cannon, 1969	7	63	9.0	36	1
Todd Sandroni, 1987	7	47	6.7	36	0
Todd Sandroni, 1988	^7	33	4.7	27	1
Alundis Brice, 1994	7	29	4.1	26	0
Harry Harrison, 1973	6	110	18.3	24	0
Chauncey Godwin, 1989	6	91	15.2	58	1
Von Hutchins, 2002	6	28	4.7	27	0
James Kelly, 1952	6	16	2.7	4	0
Bobby Wilson, 1947	5	160	32.0	56	1
Bobby Wilson, 1948	5	149	29.8	99	1
Gary Hall, 1974	5	103	20.6	36	0
John Blalack, 1955	5	94	15.7	29	1
Jack Reed, 1952	5	78	15.6	30	0
Ken Lucas, 2000	5	60	12.0	30	0
Stevon Moore, 1987	5	59	11.8	31	0
Matt Grier, 2002	5	55	11.0	24	1
Junie Hovious, 1941	5	44	8.8	26	0
Danny Boyd, 1992	5	44	8.8	23	0
Tommy James, 1967	5	37	7.4	32	0
Merle Hapes, 1939	5	34	6.8	—	0
Glenn Cannon, 1967	5	23	4.6	11	0
Don Price, 1986	5	11	2.2	6	0
Jimmy Heidel, 1963	5	8	1.6	5	0

CAREER

Player, Years	No	Yds	Avg	LP	TD
Bobby Wilson, 1946-49	† 20	379	18.0	99	2
Glenn Cannon, 1967-69	19	180	9.5	36	2
Harry Harrison, 1971-73	16	242	15.1	32	0
Todd Sandroni, 1987-90	^ 15	83	5.5	36	1
Junie Hovious, 1939-41	14	230	16.4	46	2
Alundis Brice, 1992-94	14	127	9.1	45	2
Von Hutchins, 2000-03	11	51	4.6	27	0
Syniker Taylor, 1998-2001	10	188	18.8	65	1
Jimmy Patton, 1951-54	10	180	18.0	62	1
Chauncey Godwin, 1988-90	10	139	13.9	58	1
Tommy James, 1965-67	10	119	11.9	32	0
Ray Heidel, 1968-70	10	116	11.6	24	0
Travis Johnson, 2002-05	10	103	10.3	45	2
Merle Hapes, 1939-41	9	125	14.0	—	1
Gerald Warfield, 1964-66	9	77	8.6	28	0
Barry Wilburn, 1981-84	9	23	2.6	12	0
John Blalack, 1954-56	8	128	16.0	29	1
Danny Boyd, 1992	8	122	15.3	75	1
Jack Reed, 1952-53	8	116	14.5	30	0

Jimmy Heidel, 1963-65	8	113	14.1	89	1
Paige Cothren, 1954-56	8	105	13.1	30	0
Anthony Magee, 1997-2000	8	72	9.0	28	0
James Kelly, 1951-52	8	48	6.0	4	0

† SEC Record ^ Includes one fumble-interception

TACKLES (SINCE 1968)

CAREER

Player, Position, Years	Solo	Assists	Total
Jeff Herrod, LB, 1984-87	256	272	528
Kem Coleman, LB, 1974-77	300	172	472
Abdul Jackson, LB, 1991-94	199	195	394
Ben Williams, DT, 1972-75	248	129	377
Thomas Hubbard, LB, 1981-83	209	147	356
Patrick Willis, LB, 2003-06	247	108	355
Shawn Cobb, LB, 1987-90	204	139	343
Eric Oliver, DB, 2001-04	221	107	328
James Stuart, DE-DT-LB, 1971-73	174	134	308
Eddie Strong, LB, 1998-99; 2001-02	176	130	306
Andre Townsend, DT, 1981-83	195	107	302
Freddie Joe Nunn, DE, 1981-84	147	154	301

YEAR-BY-YEAR TACKLE LEADERS

Year	Player	Solo	Assists	Total
2010	Jonathan Cornell	40	40	80
2009	Kendrick Lewis	57	27	84
2008	Kendrick Lewis	50	35	85
2007	Ashlee Palmer	50	39	89
2006	Patrick Willis	87	50	137
2005	Patrick Willis	90	38	128
2004	Charles Clark	57	19	76
2003	Eric Oliver	73	31	104
2002	Eric Oliver	80	49	129
2001	Eddie Strong	52	53	105
2000	Shawn Johnson	45	33	78
1999	Eddie Strong	49	23	72
1998	Armegis Spearman	43	41	84
1997	Broc Kreitz	55	41	96
1996	Nate Wayne	62	53	115
1995	Walker Jones	40	50	90
1994	Abdul Jackson	77	62	139
1993	Abdul Jackson	65	75	140
1992	Abdul Jackson	55	56	111
1991	Gary Abide	58	53	111
1990	Shawn Cobb	63	58	121
1989	Shawn Cobb	72	31	103
1988	Shawn Cobb	57	41	98
1987	Jeff Herrod	78	72	150
1986	Jeff Herrod	81	87	168
1985	Jeff Herrod	66	70	136
1984	Freddie Joe Nunn	53	70	123
1983	Thomas Hubbard	62	51	113
1982	Andre Townsend	81	30	111
1981	Thomas Hubbard	89	50	139
1980	Keith Fourcade	43	26	69
1979	John Peel	46	39	85
1978	Eddy Householder	50	47	97
1977	George Plasketes	75	36	111
1976	Kem Coleman	92	41	133
1975	Ben Williams	81	35	116
1974	Stump Russell	66	30	96
1973	James Stuart	82	81	163
1972	Mackey McKinzie	60	29	89
1971	Elmer Allen	88	48	136
1970	Fred Brister	58	44	102
1969	James Thomas	58	37	95
1968	Frank Trapp	55	46	101

TEAM OFFENSE RECORDS

SINGLE GAME

TEAM SCORING

Most Points: 114 vs. Southwest Baptist*, 10-29-1904
 Most Touchdowns: 14 vs. West Tenn., 9-28-35
 Most TD Rushing: 10 vs. West Tenn., 9-28-35
 Most TD Passing: 6 vs. Houston, 9-17-60; 6 vs. Arkansas, 11-3-2001
 Most Conversions —
 Kicking: 9 vs. Vanderbilt, 10-27-79
 Rushing: 3 vs. Chattanooga, 11-5-60
 Passing: 3 vs. Chattanooga, 11-7-59
 Consecutive PAT: 9 vs. Vanderbilt, 10-27-79
 Most Field Goals: 6, vs. Texas Tech, 9-27-2003
 Most Points in Tie: 50 vs. Boston College, 10-14-49

MOST FIRST DOWNS

Total: 36 vs. Chattanooga, 11-13-71
 Rushing: 25 vs. Chattanooga, 11-13-71
 Passing: 23 vs. Texas Tech, 9-14-2002

TOTAL OFFENSE

Most Plays: 100 vs. Wyoming, 9-25-2004
 Most Yards: 623 vs. Auburn, 11-10-51

RUSHING

Most Plays: 80 vs. Mississippi State, 11-26-49
 Most Yards: 515 vs. Auburn, 11-10-51

PASSING

Most Attempts: 57 vs. Texas Tech, 9-14-2002
 Most Completions: 42 vs. Arkansas, 10-26-2002
 Best Percentage: (Min. 10 Attempts) 95.0 (20-19) vs. Tulane, 11-6-82; 88.2 (17-15) vs. Memphis State, 9-9-78; 88.0 (25-22) vs. Indiana State, 9-9-95; 86.7 (15-13) vs. Mississippi State, 11-26-60; 84.6 (13-11) vs. Tennessee, 11-12-60
 Most Yards: 436 (52-33) vs. Alabama, 10-4-69

PASS INTERCEPTIONS

Fewest Had Intercepted: 0 (set numerous times)
 Most Had Intercepted: 7 by Tennessee, 11-16-68; 7 by Georgia, 10-9-82
 Most Yards Ints Ret.: 157 by Kentucky, 10-1-49

TEAM PUNTING

Most Punts: 20 vs. LSU, 11-17-34
 Fewest Punts: 0 vs. North Texas, 9-22-56; 0 vs. Mississippi State, 11-26-60; 0 vs. Arkansas State, 10-12-2002
 Most Punting Yards: 780 vs. LSU, 11-17-34
 Best Punting Average: 54.2 (4) vs. Southern Miss, 10-20-84; 51.7 (6) vs. Memphis State, 9-15-79; 51.7 (3) vs. Chattanooga, 11-13-71; 50.6 (9) vs. Vanderbilt, 10-22-77

PUNT RETURNS

Most Returns: 13 vs. Union, 9-21-40
 Most Yards: 203 vs. Union, 9-21-40
 Best Return Average (Min. 5 Returns): 43.3 (3) vs. Vanderbilt, 10-26-91

KICKOFF RETURNS

Most Returns: 11 vs. Alabama, 9-23-89
 Most Yards: 234 vs. Alabama, 9-23-89

PENALTIES

Most Against OM: 19 vs. TCU, 10-22-49
 Most Yards: 182 vs. Kentucky, 10-25-54
 Fewest Against OM: 0 Jacksonville Stats, 9-4-2010 and vs. Jackson AAB, 11-4-44
 Fewest Yards: 0 Jacksonville Stats, 9-4-2010 and vs. Jackson AAB, 11-4-44

FUMBLES

Most by OM: 11 vs. Alabama, 1-1-64
 Most Lost: 8 vs. Tulane, 9-27-80
 Fewest by OM: 0 (set numerous times)
 Fewest Lost: 0 (set numerous times)
 Most-Fewest Lost: 6-0 vs. Chattanooga, 11-11-61; 6-0 vs. Vanderbilt, 10-22-77; 10-2 vs. George Washington, 10-9-36

* Game stats incomplete

SEASON

TEAM SCORING

Most Points	442	2003
Fewest Points	76	1946
Most Touchdowns	55	2001
Most TD Rushing	33	1959
Most TD Passing	31	2001
Most TD Punt Returns	3	1942-48
Most TD Kickoff Returns	2	1935-70-96-2009
Most TD Pass Int.	4	1938
Most PAT	52	2008
Most By Kicking	52	2008
Most By Running	3	1969
Most By Passing	6	1959
Most Field Goals	25	2003
Most Tie Games	2	1933-36-52-63
Most Times Shutout	4	1936

MOST FIRST DOWNS

Rush-Pass-Penalty	295	2003
By Rushing	146	1957
By Passing	167	2002
By Penalty	27	1995

TOTAL OFFENSE

Most Plays	940	2003
Most Plays Averaged	.78.5	1970
Most Yards	5631	2003
Most Yards Averaged	433.2	2003

RUSHING

Most Plays	593	1977
Most Plays Averaged	.58.2	1957
Most Yards	3063	1957

Most Yards Averaged	306.3	1957
---------------------	-------	------

PASSING

Most Attempts	486	2002
Most Completions	283	2002
Best Percentage	.64.2	1997
Most Yards	3718	2003
Most Yards Averaged	286.0	2003
Most Scoring Passes	31	2001, 2003

PASS INTERCEPTIONS

Fewest Had Intercepted	5	1957
Fewest Yards Returned	23	1940
Most Had Intercepted	21	1970
Most Yards Returned	412	1949

TEAM PUNTING

Most Punts	96	1938
Fewest Punts	39	1954-56
Most Punting Yards	3745	1940
Best Average	46.2	2010
Most Punts Had Blocked	4	1940

PUNT RETURNS

Most Punt Returns	56	1940
Most Return Yards	837	1940
Best Return Average	18.8	1948

KICKOFF RETURNS

Most Kickoff Returns	59	2007
Most Return Yards	1268	2007
Best Return Average	24.4	2001

PENALTIES

Most Penalties	96	1949
Most Yards Penalized	929	1994
Fewest Penalties	31	1939
Fewest Yards Penalized	356	1982

FUMBLES

Most by Ole Miss	53	1949
Most Lost	31	1976
Fewest by Ole Miss	8	1993
Fewest Lost	3	1993

THE REBEL RECORD

Total games played	— 1130	Won — 619	Lost — 476	Tied — 35
Perfect Record Teams	1962 (10-0-0)			
Undefeated and Once Tied	1960 (10-0-1)			
Teams with One Defeat	1893, 1894, 1895, 1898, 1903, 1910, 1948, 1952, 1955, 1957, 1959, 1963			
Longest Undefeated Streak	21 Games, 1959-61			
Consecutive Victories	13 Games, 1955-56			
Consecutive Defeats	7 Games, 1974			
Consecutive Bowl Victories	5, 1956-58-59-60-61			
Consecutive Bowl Games	15 Seasons—1957-71			
Scoring—Consecutive Games	135 Games, 1998-Present			
Best Seasons	(10-0-0) 1962, (10-0-1) 1960, (10-1-0) 1955, (10-1-0) 1959, (10-3) 2003, (9-1-1) 1957, (8-1-0) 1948, (8-1-2) 1952, (7-1-0) 1910, (7-1-2) 1963, (6-1-0) 1894, (9-2-0) 1954, (9-2-0) 1961			
Top Scoring Teams	2003, 442 points; 2008, 417; 2001, 391; 2009, 384; 2010, 367			
Most Touchdowns	2001, 55; 2008, 52; 2009, 49; 1961, 47; 2010, 46; 1959, 45; 1971, 44			
Tops Defensive Teams	1910, 9 points; 1959, 21; 1963, 33; 1961-62, 40; 1966, 46			
Most Points Allowed	2010, 422 (12 games)			
100th Victory	September 26, 1925, 53-0 vs. Arkansas Aggies			
200th Victory	September 20, 1947, 14-7 vs. Kentucky			
300th Victory	January 1, 1960 (Sugar Bowl), 21-0 vs. LSU			
400th Victory	September 8, 1973, 24-6 vs. Villanova			
500th Victory	September 5, 1992, 45-21 vs. Auburn			
600th Victory	September 27, 2008, 31-30 at Florida			

TEAM DEFENSE RECORDS

SINGLE GAME

OPPOSITION SCORING

Most Points: 62 by Alabama, 10-7-89
 Fewest Points: 0 in 116 games, 1933-2008
 Most Touchdowns: 8 by LSU, 12-5-70; 8 by Alabama, 9-20-80; Alabama, 10-7-89; by Arkansas 11-3-2001
 Most TD Rushing: 7 by Tennessee 11-17-51, 7 by Alabama, 9-20-80; 7 by Arkansas, 11-3-2001
 Most TD Passing: 6 by Texas Tech, 9-27-2003
 Most TD Punt Returns: 3 by LSU, 12-5-70
 Most PAT: 8 by LSU, 12-5-70; 8 by Alabama, 9-20-80; 8 by Alabama, 10-7-89

OPPOSITION FIRST DOWNS

Most: 39 by Auburn, 10-5-85
 Fewest: 1 by Sewanee, 11-12-38; 1 by Union, 9-21-40; 1 by South Carolina, 10-4-47; 1 by Chattanooga, 11-11-61; 1 by South Carolina, 9-23-72
 Most Rushing: 28 by Auburn, 10-5-85
 Fewest Rushing: 0 by Sewanee, 11-12-38; 0 by Chattanooga, 11-11-61; 0 by Memphis State, 9-19-64; 0 by South Carolina, 9-23-72
 Most Passing: 32, Texas Tech, 9-27-2003
 Fewest Passing: 0 by 15 teams
 Most Penalty: 5 by South Carolina, 10-18-75

OPPOSITION TOTAL OFFENSE

Most Plays: 106 by Arkansas, 11-3-2001
 Fewest Plays: 24 by South Carolina, 10-4-47
 Most Yards: 713 by Texas Tech, 9-27-2003
 Fewest Yards: 0 by Sewanee, 11-12-38

OPPOSITION RUSHING

Most Plays: 82 by Auburn, 10-5-85
 Fewest Plays: 17 by Texas Tech, 9-27-2003
 Most Yards: 531 by Alabama, 10-2-71
 Fewest Yards: -64 by Mississippi State, 11-28-2008; -16 by Auburn, 9-5-92; -15 by Florida, 9-28-46; -15 by LSU, 1-1-60 (Sugar Bowl); -8 by Memphis, 9-4-99; 10 by West Tenn. Teachers, 11-18-39

QUARTERBACK SACKS

Most Sacks by OM: 11 vs. Mississippi State, 11-28-2008

OPPOSITION PASSING

Most Passes: 64 by Texas Tech, 9-27-2003; 61 by Memphis, 9-1-2007; 59 by Tulane, 10-9-99; 58 by Texas Tech, 1-2-2009; 49 by Tulane, 9-28-85; 48 by Tulane, 9-10-83; 47 by Arkansas State, 10-26-96; 47 by Vanderbilt, 10-28-89; 46 by Tulane, 9-29-84; 46 by Memphis State, 9-20-69
 Fewest Passes: 2 by Tulane, 9-26-36; 2 by Tulane, 10-28-39; 2 by George Washington, 10-9-36; 2 by LSU, 10-29-60
 Most Completions: 44 by Texas Tech (64), 9-27-2003; 41 by Memphis (61), 9-1-2007; 36 by Texas Tech, 1-2-2009; 35 by Tulane (59), 10-9-99; 32 by Wake Forest (43), 9-6-2008; 31 by Missouri (43), 9-8-2007; 29 by Auburn (41), 9-2-95; 28 by Arkansas State (47), 10-26-96; 27 by Auburn (43), 11-1-2008; 26 by Alabama (40), 10-13-2007; 26 by Georgia (41), 11-20-99; 26 by South Carolina (40), 10-3-98; 26 by Florida (43), 10-1-94
 Fewest Completions: 0 by 5 teams
 Best Percentage: 100.0 by Georgia (6-6), 10-9-71
 Most Yards Passing: 661 by Texas Tech, 9-27-2003; 383 by Auburn, 9-2-95; 381 by Alabama, 10-7-89; 366 by Georgia, 11-23-96; 364 by Texas Tech, 1-2-2009; 363 by Georgia, 9-26-92; 358 by Tulane, 9-26-87; 349 by Georgia, 11-20-99; 349 by South Carolina, 10-9-2004; 344 by Vanderbilt, 9-18-99; 343 by Memphis, 9-1-2007; 341 by Arkansas State, 10-26-96; 340 by Mississippi State, 11-28-2002
 Fewest Yards Passing: 0 by 8 teams; 3 by Kentucky (3 comp.), 9-29-56

PASS INTERCEPTIONS

Most Intercepted by OM: 7 vs. Southwestern, 10-7-39; 7 vs. Houston, 10-22-66
 Most Return Yards: 134 vs. George Washington, 10-29-38

OPPOSITION PUNTING

Most Punts: 18 by Union, 9-21-40
 Fewest Punts: 1 by LSU, 11-3-45; 1 by Tulane, 11-6-82; 1 by South Carolina, 10-4-2008; 1 by Mississippi State, 11-28-2009; 1 by Auburn, 10-30-2010
 Most Yards Punted: 714 by LSU, 11-17-34
 Fewest Yards Punted: 9 by South Carolina, 10-4-2008
 Best Punting Avg. (7): 54.9 by Southern Miss, 9-30-72
 Most Had Blocked: 2 vs. Tennessee, 11-8-47; 2 vs. Memphis State, 9-16-49; 2 vs. Vanderbilt, 10-10-53; 2 vs. Tulane, 10-17-53

OPPOSITION PUNT RETURNS

Most Punt Returns: 9 by LSU, 11-17-34; 9 by Missouri, 9-9-2006
 Fewest Punt Returns: 0 by 57 Teams
 Most Return Yards: 177 by Georgia, 10-12-74
 Best Return Average: 57.5 (2) by Tennessee, 11-14-81
 Fewest Return Yards: -16 by LSU, 11-1-69
 Lowest Return Average: -5.3 by LSU, 11-1-69
 Most Returns-Fewest Yards: 4 (-15) by Mississippi State, 11-20-76; 3 (-12) by Tennessee, 11-13-2010; 4 (-6) by Mississippi State, 11-23-91; 4 (-2) by Mississippi State, 11-25-99; 5 (0) by West Tenn. Teachers, 11-18-39; 7 (2) by Saint Louis, 10-21-39; 6 (3) by Mississippi State, 11-25-39

OPPOSITION KICKOFF RETURNS (Minimum of 3)

Most Kickoff Returns: 9 by Memphis State, 9-19-52; 9 by Texas Tech, 9-27-2003
 Fewest Kickoff Returns: 0 by Auburn, 10-3-53; 0 by Texas A&M, 9-13-75; 0 by Mississippi State, 11-20-76; 0 by LSU, 10-30-82; 0 by LSU, 11-1-86; 0 by Arkansas, 10-14-95; 0 by Arkansas, 11-7-98; 0 by Arkansas, 11-13-2004
 Most Return Yards: 243 by Vanderbilt, 9-21-2002
 Fewest Return Yards: -1 by Tennessee, 11-18-72; 0 by Alabama, 10-16-99; 2 by Arkansas, 10-20-2007; 6 by Auburn, 10-27-2007; 6 by TCU 1-1-48
 Best Return Average: 59.5 by Arkansas, 10-21-2006
 Lowest Return Average: -0.5 by Tennessee, 11-18-72

OPPOSITION PENALTIES

Most Penalties: 15 by Alabama, 10-21-95
 Fewest Penalties: 0 by Chattanooga, 11-8-69; 0 by Alabama, 9-10-77; 0 by Memphis State, 9-4-82
 Most Yards: 137 by Memphis State, 9-19-52
 Fewest Yards: 0 by Chattanooga, 11-8-69; 0 by Alabama, 9-10-77; 0 by Memphis State, 9-4-82
 Fewest Penalties - Most Yards: 1-36 by LSU, 11-2-68

OPPOSITION FUMBLES

Most Fumbles: 11 by Boston College, 10-5-51; 11 by Memphis State, 9-4-76
 Fewest Fumbles: 0 in 63 games
 Most Fumbles Lost: 7 by Boston College, 10-5-51; 7 by Memphis State, 9-18-71
 Fewest Fumbles Lost: 0 in 155 games
 Most Fumbles - Most Lost: 9(-7) by Memphis State, 9-18-71; 11(-6) by Memphis State, 9-4-76
 Most - Fewest Lost: 7(-1) by Florida, 9-28-46; 8(-2) by Tennessee, 11-15-75; 8 (-2) by Tulane, 8-31-91
 Fewest, Both Teams: 0 vs. Mississippi State, 11-25-44; 0 vs. Tennessee, 11-17-73; 0 vs. Mississippi State, 11-29-97; 0 vs. Alabama, 10-10-98; 0 vs. Arkansas State, 9-11-99; 0 vs. Arkansas, 11-6-99; 0 vs. Mississippi State, 11-22-2001; 0 vs. LSU, 11-22-2003; 0 vs. Memphis, 9-4-2004, 0 vs. Georgia, 9-30-2006; 0 vs. Northwestern State, 11-3-2007; 0 vs. Memphis, 8-30-2008; 0 vs. Arkansas, 10-25-2008; 0 vs. UAB, 10-17-2009; 0 vs. Tennessee, 11-14-2009

SEASON

OPPOSITION SCORING

Most Points	422	2010
Fewest Points	21	1959
Most Touchdowns	52	2010
Fewest Touchdowns	3	1959
Most TD Rushing	29	1979
Fewest TD Rushing	0	1963
Most TD Passing	26	2003
Fewest TD Passing	1	1956, 1957
		1959, 1961

Most TD Punt Returns	4	1970
Most TD Kickoff Returns	3	1988

		1939, 1951
		1952, 1968
		1976, 1977
Most TD Pass Interceptions	3	2005, 2010
Most TD Int. Fumbles	2	1941, 1949
Most PAT	45	2010
Fewest PAT	2	1954
Most Times Opp. Shutout	7	1933, 1959

OPPOSITION FIRST DOWNS

Most First Downs	295	1983
Fewest First Downs	71	1963
Most FD Rushing	164	1983
Fewest FD Rushing	41	1963
Most FD Passing	153	2003
Fewest FD Passing	23	1963
Most FD Penalty	48	1983
Fewest FD Penalty	2	1956

OPPOSITION TOTAL OFFENSE

Most Plays	905	2007
Fewest Plays	439	1963
Most Yards (Net)	5081	2007
Most Yards Averaged	423.4	2007
Fewest Yards (Net)	1221	1963
Fewest Yards Averaged	135.1	1963

OPPOSITION RUSHING

Most Plays	606	1981
Fewest Plays	300	1962
Most Yards (Net)	2815	1980
Most Yards Averaged	255.5	1980
Fewest Yards (Net)	610	1962
Fewest Yards Averaged	67.8	1962

OPPOSITION PASSING

Most Attempts	454	2003
Fewest Attempts	118	1956
Most Completions	257	2008
Fewest Completions	44	1957
Highest Percentage	63.1	2007
Lowest Percentage	31.8	1950
Most Yards	3589	2003
Fewest Yards	500	1957

OPPOSITION PENALTIES

Most Against	101	1995
Most Yards Against	892	1995
Fewest Against	23	1948
Fewest Yards Against	195	1939

PASS INTERCEPTIONS

Most Opp. Passes Int.	28	1940
Fewest Opp. Passes Int.	3	2006
Most Return Yards	431	1938
Fewest Return Yards	54	1989, 2006

OPPOSITION PUNTING

Most Punts	113	1940
Fewest Punts	50	1982, 2006, 2007
Most Yards Punted.	4165	1940
Fewest Yards Punted.	1859	2006
Best Punting Avg.	43.6	2003
Lowest Punting Avg.	32.5	1959
Most Punts Had Block	5	1947, 1953

OPPOSITION PUNT RETURNS

Most Punt Returns.	52	1938
Fewest Punt Returns	6	1961
Most Yards Punt Returns	509	1946
Fewest Yards Punt Returns	27	1961
Best Return Average	14.6	1949
Lowest Return Average	2.3	1990

OPPOSITION KICKOFF RETURNS

Most Kickoff Returns	63	2008
Fewest Kickoff Returns	15	1946, 2005
Most Yards Kickoff Returns	1411	2009
Fewest Yards Kickoff Returns.	247	2005
Best Return Average	31.9	1946
Lowest Return Average	12.7	1948

OPPOSITION FUMBLES

Most Fumbles	47	1951, 1976
Most Fumbles Lost.	29	1971
Fewest Fumbles	16	2007
Fewest Fumbles Lost	3	1995

ALL-TIME FINAL NATIONAL RANKINGS

Season	AP	UPI	INS	FWAA	USA Today/ESPN
1941	17	—	—	—	—
1947	13	—	—	—	—
1948	15	—	—	—	—
1952	7	7	7	—	—
1954	6	6	6	—	—
1955	10	9	9	—	—
1957	7	8	8	—	—
1958	11	12	—	—	—
1959	2	2	—	2	—
1960	2	3	—	1	—
1961	5	5	—	—	—
1962	3	3	—	3	—
1963	7	7	—	—	—
1964	—	20	—	—	—
1965	—	17	—	—	—
1966	—	12	—	—	—
1969	8	13	—	—	—
1970	20	—	—	—	—
1971	15	20	—	—	—
1990	21	23	—	—	21
1992	16	16	—	—	16
1997	22	—	—	—	22
1999	22	—	—	—	22
2003	13	—	—	—	14
2008	14	—	—	—	15
2009	20	—	—	—	21

THE PERFECT TEAM

1962 ... The year stands as a benchmark of change in the life of Ole Miss.

Legendary Rebel Head Coach John Vaught and his football team not only put together the only perfect season in the history of Ole Miss football, but they also captured the Billingsley, Litkenhous and Sagarin ratings national titles and their fifth SEC championship. The season's highlight came when the Rebels were invited to the prestigious Sugar Bowl, where they defeated the Arkansas Razorbacks 17-13. Vaught garnered SEC Coach of the Year honors.

Those associated with the 1962 team donated the funds for the "Walk of Champions" arch, located at the entrance to the Grove near the Student Union plaza. The site is the route for the football team's traditional "walk through The Grove" on game days. It was dedicated in the fall of 1998.

The purpose of the arch is to remind all athletes that they play for national championships, SEC championships and Ole Miss pride. The names of the coaches,

players, trainers and managers who won the hearts of Rebel fans with their spirit and tenacity are listed on a plaque.

"Joe Wilkins, Larry 'Leo' Johnson and I first discussed the idea of an arch in the fall of 1997 while we were visiting in the Grove, and we agreed to pursue it," said Samuel W. Owen of Nashville, a member of the 1962 team. "We want the arch to stand as a symbol of what can be accomplished with teamwork, loyalty and trust."



TOP TEAM PERFORMANCES

TOTAL OFFENSE

SINGLE GAME

Table with columns: Opponent, Date, Total Plays, Total Gain, Play Avg, TD. Lists various opponents and their performance metrics.

SEASON

Table with columns: Year, Total Plays, Total Gain, Game Avg, Play Avg, TD. Shows season-long performance metrics.

SCORING

SINGLE GAME

Table with columns: Opponent, Date, TD, EP, FG, TP. Lists opponents and their scoring statistics.

Total includes safety

* Total includes two safeties

SEASON

Table with columns: Year, TD, EP, FG, TP. Shows season-long scoring statistics.

* Two touchdowns scored on recovered fumbles

RUSHING

SINGLE GAME

Table with columns: Opponent, Date, No, Net, Avg, TD. Lists opponents and their rushing statistics.

Table with columns: Opponent, Date, Yds, Avg, TD. Lists opponents and their rushing statistics.

SEASON

Table with columns: Year, No, Net, Game Avg, Play Avg, TD. Shows season-long rushing statistics.

PASSING

SINGLE GAME

Table with columns: Opponent, Date, A, C, Yds, TD. Lists opponents and their passing statistics.

HISTORY & RECORDS

LSU, 11-22-2008	26	17	307	2
Tulane, 9-2-2000	31	19	306	3
Missouri, 9-8-2007	41	23	305	3
Central Florida, 8-30-97	37	24	303	1
Murray State, 9-1-2001	31	23	303	5
Georgia, 10-14-89	31	21	302	1

SEASON

Year	A	C	Yards	Pct	Game Avg	TD
2003	449	282	3718	62.8	286.0	31
2001	417	263	2978	63.1	270.7	31
2002	486	283	3437	58.2	264.4	21
1997	352	228	2667	64.8	242.5	12
2008	340	190	2875	55.9	221.2	27
1995	365	214	2431	58.6	221.0	14
1989	324	175	2426	54.0	220.5	11
2009	377	205	2844	54.4	284.4	20
1969	333	183	2174	55.0	217.4	10
1998	355	196	2382	55.2	216.5	11
1982	364	215	2375	59.1	215.9	12
2007	390	199	2565	51.0	213.8	17
2005	371	197	2293	53.1	208.5	9
1988	354	174	2255	49.2	205.0	15
2000	329	178	2202	54.1	200.2	19
1987	357	194	2165	54.0	196.8	11
2010	330	185	2307	56.1	192.2	14
2004	350	178	2113	50.9	192.1	7
1991	272	140	2099	51.5	190.8	11
1970	323	156	1906	48.3	190.6	19
1994	320	175	2095	54.7	190.5	15
1984	339	192	2060	56.6	187.3	9
1999	278	153	2045	55.0	185.9	14
1980	295	164	2045	55.6	185.9	13
1961	202	109	1827	54.0	182.7	19
1981	324	172	1937	53.1	176.1	4
1996	326	183	1890	56.1	171.8	8
1963	191	103	1504	54.5	167.1	17
1990	239	108	1806	45.2	164.2	10
1993	255	143	1778	56.0	161.6	14
1968	278	136	1611	48.9	161.1	8
1954	175	81	1554	46.3	155.4	10
1979	242	131	1688	54.1	153.5	7
1986	256	130	1684	50.7	153.0	10

TOTAL DEFENSE

SINGLE GAME

Opponent, Date	Plays	Total Rush	Net Pass	Total Yds
Sewanee, 11-12-38	34	0	— 0	0
Centenary, 10-14-39	41	13	— 2	15
Union, 9-21-40	33	19	— 0	19
Mississippi State, 11-28-2008	56	(-64)	— 88	24
Tennessee, 11-12-60	42	16	— 8	24
Vanderbilt, 10-13-56	36	3	— 32	35
South Carolina, 10-4-47	24	30	— 8	38
Mississippi State, 11-26-66	51	2	— 40	42
Chattanooga, 12-2-61	35	42	— 5	47
Memphis State, 9-19-64	20	(-5)	— 52	47
W. Tenn. Teachers, 11-18-39	39	(-15)	— 63	48
Vanderbilt, 9-18-93	50	32	— 19	51
Southwestern, 10-14-41	39	9	— 42	51
Tulane, 10-16-54	48	13	— 38	51
South Carolina, 9-23-72	48	27	— 24	51
LSU, 10-30-65	45	12	— 40	52
Vanderbilt, 10-23-65	58	42	— 14	56

SEASON

Year	Total Plays	Total Gain	Game Avg	Play Avg	+TD
1963	439	1221	135.7	2.8	3
1962	446	1280	142.2	2.8	5
1939	444	1293	143.7	2.9	8
1961	527	1453	145.3	2.7	3
1959	517	1472	147.2	2.9	2
1960	542	1675	167.5	2.3	8
1954	536	1723	172.3	3.2	6
1966	620	1751	175.1	2.8	6
1941	532	1672	185.8	3.1	7
1947	541	1931	193.1	3.6	14
1956	572	1955	195.5	3.4	9
1946	461	1786	198.4	3.9	20
1938	626	2194	199.4	3.6	14

+ Touchdowns allowed by rush-pass plays

OPPOSITION SCORING

SEASON

Year	TD	EP	FG	TP
1910	1	1	1	9
1959	3	3	0	21
1963	4	3	2	33
1961	4	4	4	40
1962	6	4	0	40
1966	6	5	1	*46
1954	7	2	1	47
1957	8	4	0	52
1960	9	5	1	64
1939	10	4	0	64
1958	10	4	0	65
1935	9	6	0	66
1941	+10	4	1	67
1933	12	7	0	79

* Total includes safety

+ Two touchdowns scored by int. fumble

OPPOSITION RUSHING

SINGLE GAME

Opponent, Date	No	Gain	Loss	Net
Mississippi State, 11-28-2008	27	62	126	-64
Vanderbilt, 10-24-70	29	45	67	-22
W. Tenn. Teachers, 11-18-39	23	35	50	-15
LSU, 1-1-60 Sugar Bowl	32	49	64	-15
Memphis, 9-4-99	30	62	70	-8
Florida, 9-28-46	32	75	83	-8
Memphis State, 9-19-64	25	59	64	-5
Sewanee, 11-12-38	31	40	40	0
Georgia, 9-25-93	26	68	67	1
Mississippi State, 11-26-66	29	52	50	2
Southern Miss, 9-29-73	39	86	84	2
Vanderbilt, 10-13-56	26	50	47	3
Kentucky, 9-29-62	34	71	67	4
Tulane, 10-21-61	35	74	67	7
Centenary, 10-22-38	26	66	58	8
Southwestern, 10-4-41	24	31	22	9
Vanderbilt, 10-8-60	28	66	55	11
LSU, 10-30-65	33	71	59	12
Centenary, 10-13-39	23	50	37	13
Tulane, 10-16-54	31	68	55	13
LSU, 10-30-99	25	72	57	15
Tulane, 10-9-99	23	56	40	16
South Carolina, 10-2-99	36	70	54	16
Tennessee, 11-12-60	35	88	72	16
Tennessee, 11-8-47	29	55	38	17
Chattanooga, 11-15-47	26	47	30	17

SEASON

Year	Plays	Total Yds	Game Avg	Play Avg	TD
1962	300	610	67.8	2.0	3
1966	408	741	74.1	1.8	3
1939	302	675	75.0	2.2	4
1963	316	699	77.1	2.2	0
1961	378	804	80.4	2.1	2
1992	413	895	81.4	2.2	10
2008	411	1112	85.5	2.7	9
1960	386	881	88.1	2.3	4
1954	374	901	90.1	2.4	2
1959	385	939	93.9	2.4	1
1965	410	947	94.7	2.1	8
1946	340	876	97.3	2.6	5
1993	463	1127	102.5	2.4	8
2003	417	1332	102.5	3.2	11
1947	380	1075	107.5	2.8	7
1964	372	1094	109.4	2.9	4

OPPOSITION PASSING

SINGLE GAME

Opponent, Date	A	C	I	Pct	Yds
Sewanee, 11-12-38	3	0	2	00.0	0
Tulane, 10-28-39	2	0	0	00.0	0
Union, 9-21-40	6	0	0	00.0	0
Arkansas, 11-22-41	8	0	0	00.0	0
Tennessee, 11-17-51	5	0	0	00.0	0
Tulane, 10-20-56	3	0	1	00.0	0
LSU, 11-9-57	5	0	0	00.0	0
Alabama, 10-8-88	11	0	3	00.0	0
Virginia Tech, 12-14-68	7	1	2	14.3	2
Kentucky, 9-29-56	7	3	1	42.9	3
Tulane, 9-26-36	2	1	0	50.0	5
LSU, 10-29-60	2	1	0	50.0	5
Chattanooga, 11-11-61	6	1	1	14.3	5
Tulane, 10-19-63	9	4	0	44.4	5
LSU, 11-4-61	4	1	1	25.0	6
Miss. Tchrs., 10-8-38	10	1	2	10.0	7
Georgetown, 9-26-41	6	2	0	33.3	7
Georgia, 10-8-77	3	2	0	66.7	7
South Carolina, 10-4-47	3	1	0	33.3	8
Mississippi State, 11-30-57	8	1	3	12.5	8
Tennessee, 11-12-60	7	2	0	28.6	8

SEASON

Year	A	C	Yards	Pct	Avg	TD
1957	133	44	500	33.1	50.0	1
1956	118	48	505	40.7	50.6	1
1959	132	61	533	46.2	53.3	1
1941	158	52	600	32.9	55.6	3
1963	123	47	522	38.2	58.0	3
1961	149	58	649	38.9	64.9	1
1939	142	50	618	35.2	68.7	4
1962	146	60	670	41.1	74.4	2
1938	177	65	830	36.7	75.6	6
1960	156	70	794	44.9	79.4	4
1950	163	52	796	31.8	79.6	4
1954	162	65	822	40.1	80.2	4
1947	161	63	836	39.5	83.6	7
1958	209	86	914	42.1	91.4	2
1940	183	66	1005	36.1	91.4	6
1975	181	77	1084	42.5	98.5	7

TEAM HIGHS & LOWS

LONGEST WINNING STREAKS

Games	Years
13	1955-56
10	1959-60
10	1960-61
10	1962
10	1971-72
9	1969-70
8	1958-59
8	1947-48

LONGEST SCORING STREAKS

Games	Years
135	1998-present
83	1986-93
70	1976-83
67	1986-91
47	1958-62
42	1986-89
41	1968-72
29	1993-95
24	1950-53
23	1963-65
22	1947-49
21	1956-58

LONGEST UNBEATEN STREAKS

Games	Years
21	1959-60
19	1962-63
13	1955-56

HIGHEST WINNING SCORES

Score	Team	Date
114-0	SWBU*	10-29-1904
92-0	W. Tenn. Teachers^	9-28-35
86-0	Union	10-29-20
82-0	W. Tenn. Normal^	10-1-21
69-7	Southern Miss	10-18-69
64-0	Union	9-26-30
63-28	Vanderbilt	10-27-79
62-0	St. Thomas Hall	10-20-1894
61-0	Hendrix	10-14-16
61-7	Memphis State^	9-13-80
59-0	Louisiana-Monroe	11-15-2008
59-3	Southern Illinois	9-10-94
59-14	Louisiana-Monroe	9-13-2003
58-0	College of Ozarks	9-24-27
58-0	Chattanooga	11-7-59
56-7	Houston	11-8-58
56-0	SWBU*	11-11-1893
56-10	Indiana State	9-9-95

* Now known as Union University

^ Now known as Memphis

LOWEST WINNING SCORES

Score	Team	Date
3-0	Memphis	9-4-99
6-0	Houston	11-8-52
6-0	Centenary	9-28-35
7-6	Mississippi State	11-24-45
7-3	Florida (Gator Bowl)	12-27-58
7-3	Mississippi State	12-1-34
7-3	Memphis State	9-3-77

THE LONGEST GAME

The November 3, 2001 contest between Ole Miss and Arkansas in Oxford kicked off at 6:06 p.m. (CT), and four hours and 14 minutes later, coaches, players, fans, media members and an ESPN2 national audience saw a game that will go down in the college football record books.

The Rebels and Razorbacks stood toe-to-toe in an epic, seven overtime battle, that saw the Hogs come out on top 58-56. It is tied for the longest OT game in NCAA history, and it remains the highest scoring game (both teams combined) on the Ole Miss all-time charts.

7-3	Memphis State	9-19-81
7-0	Marquette	10-14-33
9-7	Arkansas	10-26-46
10-6	Memphis	9-2-2005

HIGHEST SCORES-BOTH TEAMS (1933-present)

Points	Score	Team	Year
114	56-58	Arkansas (7 ot)	11-3-2001
97	48-49	Jacksonville State (2 ot)	9-4-2010
94	45-49	Texas Tech	9-27-2003
94	35-59	Alabama	9-20-80
93	55-38	Fresno State	9-25-2010
92	92-0	W. Tenn. Teachers^	9-28-35
91	63-28	Vanderbilt	10-27-79
89	48-41	SMU (ot)	9-26-98
89	27-62	Alabama	10-7-89
87	38-49	West Virginia	12-27-2000
83	43-40	South Carolina	11-1-2003
83	45-38	Vanderbilt	9-21-2002
83	43-40	UNLV (ot)	10-28-2000
82	31-51	Auburn	10-30-2010
81	47-34	Texas Tech	1-2-2009
79	36-43	LSU	11-20-2010
78	34-44	Memphis	9-6-2003
78	17-61	LSU	12-5-70
77	42-35	Kentucky	10-2-2010
76	28-48	Arkansas	10-26-2002
76	69-7	Southern Miss	10-18-69
75	45-30	Mississippi State	11-23-2000
74	47-27	Chattanooga	11-5-49
73	59-14	Louisiana-Monroe	9-13-2003
73	42-31	Kentucky	9-29-2001
72	38-34	Memphis State^	9-15-79
72	45-27	Mississippi State	11-23-85
71	43-28	Alabama	10-18-2003
71	48-23	Alabama	10-3-70
70	28-42	Texas Tech	9-14-2002
70	21-49	Georgia	10-12-85
70	49-21	Memphis State^	9-18-71
70	48-22	Mississippi State	11-27-69
69	38-31	Northwestern State	11-3-2007
69	32-37	Wyoming	9-25-2004
69	52-17	Arkansas State	10-12-2002

69	49-20	Tulane	9-2-2000
68	27-41	Mississippi State	11-28-2009
68	37-31	LSU (ot)	10-31-98
68	13-55	Tennessee	11-14-87
68	61-7	Memphis State^	9-13-80
68	49-19	LSU	10-30-48
67	21-46	Tennessee	11-17-51
66	45-21	Auburn	9-5-92
66	14-52	Tennessee	11-13-2010
65	41-24	Memphis	8-30-2008
65	24-41	LSU	11-17-2007
65	38-27	Vanderbilt	12-1-2001
65	41-24	Tulane	11-15-97
65	30-35	LSU	11-4-89
65	34-31	Arkansas State	9-16-89
65	14-51	LSU	11-3-73
65	51-14	Mississippi State	11-25-72
65	32-33	Alabama	10-4-69

^ Now known as Memphis

LOWEST WINNING SCORES (Prior to 1933)

Points	Score	Team	Date
1	1-0	Castle Heights (Forfeit)	10-12-12
2	2-0	Memphis Med. College	10-5-10
2	2-0	Memphis A.C.	11-23-1895

HIGHEST SCORES-BOTH TEAMS (Prior to 1933)

Points	Score	Team	Date
114	114-0	SWBU*	10-29-04
91	0-91	Vanderbilt	10-23-15
86	86-0	Union	10-29-20
82	82-0	W. Tenn. Normal^	10-1-21
76	7-69	Sewanee	11-10-17
73	7-66	Texas	11-17-14
69	0-69	Vanderbilt	10-15-04
67	14-53	Texas	11-13-12
65	0-65	Mississippi A&M~	11-6-15
65	0-65	Sewanee	10-26-07

* Now known as Union University

^ Now known as Memphis

~ Now known as Mississippi State


LONGEST PLAYS 1914-32

Player (Date), Opponent	Type	Yards
Jack Burke (10-3-31), Alabama	Kickoff Return	109
Kirk Haynes (10-30-31), Marquette	Kickoff Return	104
B.L. "Pinky" Roberts (10-17-14), LSU	Fumble Return	99
Guy Turnbow (10-8-32), Howard	Punt	89
Calvin Barbour (11-5-21), Miss. College	Pass Int.	88
Calvin Barbour (11-5-21), Tenn. Meds	Kickoff Return	85
Kirk Haynes (10-8-32), Howard	Rush	82
Tad Smith (11-6-26), Southwestern	Rush	80
Hubby Walker (11-6-26), Southwestern	Punt	80
Lacey Biles (1-27-24), Millsaps	Rush	78
Tad Smith (11-3-28), Clemson	Punt Return	77
Neal Biggers (10-25-30), Chicago U.	Punt Return	75
L. A. Ross (10-25-30), Southwestern	Pass Int.	*69
Calvin Barbour (11-11-22), Millsaps	Pass Int.	65
Hubby Walker (10-22-27), Southwestern	Rush	65
L. A. Ross (11-14-30), Southwestern	Kickoff Return	*65
J. B. Epting (11-11-22), Hendrix	Kickoff Return	*60
Brad White (11-26-31), Mississippi St.	Rush	60
Jack Burke (9-26-31), Tulane	Kickoff Return	†59
Ed Reid (10-31-25), Vanderbilt	Kickoff Return	*55
Hubby Walker (9-24-27), College of Ozarks	Rush	55
Chester Curtis (11-24-32), Mississippi St.	Punt Return	53
Calvin Barbour (11-4-22), Birmingham-So.	Rush	*50
Calvin Barbour (10-21-22), Mississippi St.	Rush	50
Van Martin (11-21-25), Southwestern	Rush	50

* Did Not Score

† 104-Yard K.O. Return Voided by Out-of-Bounds ruling

(NOTE: Modern Ole Miss Football Records, dated from 1933, are presented elsewhere in the Rebel Football Guide. Few team records were kept prior to the formation of the Southeastern Conference. Individual statistical achievements can be presented, however, and the foregoing table is an effort in that direction. Additional material, if documented, will be welcome.)



Jason Armstead (9) is congratulated by Doug Zeigler (89), following one of Armstead's three TDs versus the Razorbacks.

LONGEST PLAYS SINCE 1933

RUSHING

Yards	Player, Opponent, Date
97	John Avery, Arkansas, 11-6-97
92	Ray Brown, Texas, 1-1-58
87	Harol Lofton, Arkansas, 10-24-53
86	Dexter McCluster, Oklahoma State, 1-2-2010
85	Showboat Boykin, Mississippi State, 12-1-51
84	Deuce McAllister, Georgia, 11-20-99
83	Jeff Scott, Auburn, 10-30-2010
83	Charlie Conerly, Georgia, 10-10-42
82	Houston Patton, North Texas, 11-7-53
80	Deuce McAllister, Oklahoma, 12-31-99
80	Leon Perry, Mississippi State, 11-20-76
80	Bobby Yandell, Arkansas, 11-22-41
79	Dexter McCluster, Auburn, 10-31-2009
79	Steve Hindman, Virginia Tech, 12-14-68
*78	Gene Allen, Southern Miss, 9-29-73
78	Junie Hovious, Tulane, 10-25-41
77	Harol Lofton, Mississippi State, 11-29-52
77	Bobby Wilson, Mississippi State, 11-29-47
76	Steve Hindman, Vanderbilt, 11-25-67
76	Lindy Callahan, Auburn, 11-10-51
74	John Avery, Tennessee, 10-6-97
74	Buford McGee, Memphis State, 9-15-79
74	Jimmy Patton, Houston, 11-13-54
72	Deuce McAllister, Mississippi State, 11-23-2000
*72	A. J. Holloway, Mississippi State, 11-26-60
71	Brandon Bolden, Fresno State, 9-25-2010
71	Dexter McCluster, Tennessee, 11-14-2009
71	Merle Hapes, Union, 9-21-40
70	James Reed, Southern Miss, 9-28-74
*70	Clyde Hooker, Jackson AAB, 11-4-44
70	George Gunter, Mississippi State, 12-2-33

* Did Not Score

PASSING

Yards	Player, Opponent, Date
*88	Jevan Snead to Mike Wallace, ULM, 11-15-2008
86	Jevan Snead to Shay Hodge, Florida, 9-27-2008
83	Josh Nelson to LeMay Thomas, Miss. St., 11-26-94
83	Glynn Griffing to Charles Morris, Houston, 10-14-61
82	Tom Luke to Tyrone Ashley, Tennessee, 11-16-91
81	Merle Hapes to Junie Hovious, Vanderbilt, 11-4-39
80	Lawrence Adams to Eddie Small, No. Illinois, 11-13-93
79	Eli Manning to Chris Collins, Vanderbilt, 9-21-2002
79	Houston Patton to Dave Dickerson, Villanova, 10-2-54
78	Eli Manning to Mike Espy, Vanderbilt, 9-21-2002
78	Romaro Miller to Syniker Taylor, Arkansas, 11-6-99
78	Jake Gibbs to Bobby Crespino, Vanderbilt, 10-10-59
77	Seth Adams to Mike Wallace, Florida, 9-22-2007
77	Eli Manning to Chris Collins, Miss. State, 11-28-2002
77	Romaro Miller to Cory Peterson, Memphis, 9-5-98
77	Kent Austin to J. R. Ambrose, LSU, 11-3-84
77	Tim Ellis to James Reed, Tulane, 11-30-74
75	Bruce Newell to Bobby Wade, LSU, 10-29-66
*74	Rocky Byrd to Jack Stribling, Miss. St., 11-26-49
73	Perry Lee Dunn to Larry Smith, Houston, 10-14-61
72	Jevan Snead to Mike Wallace, Miss. State, 11-28-2008
72	Dan Patch to Bob McCain, Tennessee, 10-7-44
72	Clarence Hapes, J. Poole, N. Peters, Union, 9-19-36
71	Romaro Miller to Joe Gunn, Arkansas State, 9-18-99
*71	James Blalack to Leroy Reed, LSU, 11-3-56
70	Jeremiah Masoli to Markeith Summers, Tulane, 9-11-10
70	Josh Nelson to Roell Preston, Arkansas, 10-15-94
70	Perry Lee Dunn to Larry Smith, Kentucky, 9-28-63

* Did Not Score

FIELD GOALS

Prior to 1959, modern-era college field goals were measured from the line of scrimmage to the goalposts. Since 1959, they have been measured from point of origin to the goalposts. To adjust, all goals kicked prior to 1959 were lengthened by seven yards. This rule was a suggested optional in 1958.

Yards Player, Opponent, Date

59	Cloyce Hinton, Georgia, 10-11-69
58	Cloyce Hinton, Houston, 11-7-70

57	Bryan Owen, Tulane, 11-5-88
54	Jonathan Nichols, Vanderbilt, 8-30-2003
54	Tim Montz, Vanderbilt, 9-21-96
52	Joshua Shena, Northwestern State, 11-4-2006
52	Steve Lindsey, Auburn, 9-13-97
52	Bryan Owen, Arkansas State, 9-19-87
52	Cloyce Hinton, Arkansas, 1-1-70
51	Joshua Shene, Auburn, 10-27-2007
51	Jonathan Nichols, Vanderbilt, 8-30-2003
51	Tim Montz, Georgia, 11-23-96
51	Brian Lee, Michigan, 1-1-91
51	Hoppy Langley, Tulane, 11-11-78
50	Will Moseley, Tennessee, 10-1-2005
50	Jonathan Nichols, Arkansas State, 10-12-2002
50	Walter Grant, UT-Chattanooga, 9-11-93
50	Bryan Owen, Vanderbilt, 10-26-85
50	Jon Howard, Vanderbilt, 10-27-84
49	Jonathan Nichols, LSU, 11-20-2004
49	Les Binkley, Mississippi State, 11-25-99
49	Brian Lee, Vanderbilt, 9-19-92
49	Todd Gatlin, Florida, 10-18-80
49	Cloyce Hinton, Southern Miss, 10-18-69
48	Tim Montz, Auburn, 9-3-94
48	Bryan Owen, Vanderbilt, 10-24-87
48	Bryan Owen, Texas Tech, 12-20-86
48	Bryan Owen, Kentucky, 10-11-86
48	Bryan Owen, Arkansas State, 9-21-85
48	Todd Gatlin, Memphis State, 10-4-82

PUNTING

Yards	Player, Opponent, Date
92	Bill Smith, Southern Miss, 10-20-84
82	Jim Miller, South Carolina, 10-16-76
79	Lonny Calicchio, Auburn, 9-2-95
77	Bill Smith, Southern Miss, 10-20-84
77	Bobby Wilson, Boston College, 10-23-48
77	John Bruce, Mississippi State, 11-25-44
76	Jim Miller, Tulane, 9-18-76
75	Cody Ridgeway, Georgia, 11-17-2001
75	Julian Fagan, Memphis State, 12-2-67
75	Lea Paslay, Mississippi State, 11-28-53
75	Erm Smith, Miss. Teachers, 10-8-38
71	Tyler Campbell, Alabama, 10-17-2009
71	Jim Miller, Georgia, 10-8-77
71	Charlie Conerly, Vanderbilt, 10-5-46
70	Frank Lambert, Memphis State, 9-19-64
70	Charles Flowers, Trinity, 10-4-58
70	Billy Mann, Tennessee, 12-3-38
69	Tyler Campbell, LSU, 11-20-2010
69	Jim Miller, South Carolina, 10-15-77
69	Bobby Franklin, Houston, 11-8-58
68	Julian Fagan, Houston, 10-28-67
68	Bobby Wilson, Kentucky, 10-2-48
68	Charlie Conerly, Vanderbilt, 10-11-47
67	Randall Green, Arkansas, 11-9-96
67	Charles Childers, Mississippi State, 11-24-90
67	Jim Miller, LSU, 11-3-79
67	Jim Miller, Vanderbilt, 10-22-77
66	Tyler Campbell, Arkansas, 10-23-2010
66	Bill Smith, Mississippi State, 11-19-83
66	Julian Fagan, Houston, 10-26-68
66	Charlie Conerly, Georgetown, 10-2-42
66	Clarence Hapes, Centenary, 11-23-35

PUNT RETURNS

Yards	Player, Opponent, Date
98	Ray Hapes, Southwestern, 10-5-35
96	Junie Hovious, Georgia, 10-12-40
96	Ray Hapes, Union, 9-19-36
95	Rab Rodgers, W. Tenn. Teachers, 9-28-35
92	Cory Peterson, SMU, 9-26-98
89	Vincent Brownlee, Arkansas, 9-22-90
88	Charlie Conerly, Georgia, 10-10-42
87	Deuce McAllister, Auburn, 9-9-2000
85	Billy Brewer, Chattanooga, 11-7-59
83	Pat Coleman, Memphis State, 9-3-88
80	Jerry Tibbler, Tennessee, 11-13-48

79	Tommy James, Southern Miss, 10-21-67
78	Ray Hapes, Mississippi State, 11-25-37
78	Ray Hapes, Saint Louis, 10-9-37
77	Marshay Green, Samford, 9-13-2008
77	Ta'Boris Fisher, Auburn, 9-2-93
75	Doug Cunningham, Memphis State, 9-18-65
75	Will Glover, Chattanooga, 11-15-47
73	Jesse Grandy, Fresno State, 9-25-2010
73	Ta'Boris Fisher, VMI, 9-7-96
*70	Allen Muirhead, Kentucky, 9-25-54
69	Jerry Tibbler, Kentucky, 10-2-48
*68	Vincent Brownlee, Vanderbilt, 10-26-91
*68	Tommy James, Georgia, 10-14-67
*67	Rick Kimbrough, Southern Miss, 9-29-73
*67	Rex Pearce, Jackson AAB, 11-4-44

* Did Not Score

KICKOFF RETURNS

Yards	Player, Opponent, Date
100	Deuce McAllister, Arkansas, 11-6-99
100	John Avery, Alabama, 10-25-97
100	John Avery, LSU, 11-16-96
100	Vernon Studdard, Alabama, 10-3-70
98	Mike Wallace, Vanderbilt, 9-20-2008
97	Robert Williams, Arkansas, 11-4-2000
97	John Avery, Arkansas State, 10-26-96
97	Lee Davis, Mississippi State, 11-24-84
96	Ray Hapes, Temple, 10-2-36
94	J.R. Ambrose, Vanderbilt, 10-25-86
93	Jason Armstead, Murray State, 9-1-2001
92	Ray Hapes, Mississippi State, 11-30-35
90	Tyrone Ashley, Tennessee, 11-18-89
*90	Jerome Daly, Mississippi State, 11-21-42
90	Les Dodson, Arkansas, 10-26-40
90	Ray Hapes, W. Tenn. Teachers, 9-28-35
89	Bobby Knight, Tampa, 11-6-71
89	Bo Bowen, Memphis State, 9-23-67
88	Jesse Grandy, UAB, 10-17-2009
86	Vernon Studdard, Chattanooga, 11-14-70

PASS INTERCEPTIONS

Yards	Player, Opponent, Date
103	Louis Guy, Tennessee, 11-17-62
103	Ray Hapes, Ouachita, 10-23-37
99	Dustin Mouzon, Memphis, 9-1-2007
99	Bobby Wilson, Florida, 9-25-48
89	Jimmy Heidel, Kentucky, 9-26-64
87	Shane Elam, Vanderbilt, 9-19-98
83	Fred Thomas, Florida, 10-1-94
80	Kelvin Robinson, Texas Tech, 9-27-2003
75	Danny Boyd, Tulane, 9-29-90
75	Merle Hapes, Georgia, 10-12-40
74	Lee Garner, Houston, 10-3-64
70	Robert Bailey, Virginia Tech, 12-14-68
69	Danny Hooker, Southern Miss, 10-19-68
69	Chuck Morris, Kentucky, 9-30-61
65	Marshay Green, Texas Tech, 1-2-2009
65	Syniker Taylor, Georgia, 11-18-2000
65	Tommy Luke, Kentucky, 9-26-64
62	Jimmy Patton, Tulane, 10-17-53
61	Lee Davis, Tulane, 9-29-84
60	Tyrone Ashley, Michigan, 1-1-91
60	Bud Slay, Boston College, 10-7-50
60	Honey Britt, Georgia, 10-10-42
58	D.T. Shackelford, Southeastern Louisiana, 9-19-2009
54	Johnny Dixon, Auburn, 9-5-92

FUMBLE RETURNS

Yards	Player, Opponent, Date
91	Cassius Ware, Auburn, 9-5-92
87	Jack Odom, South Carolina, 10-4-47
64	Julian Fagan, Houston, 10-25-69
64	Julian Fagan, Southern Miss, 10-21-67
64	Frank Lambert, Tulane, 10-17-64

MISCELLANEOUS RECORDS

THE LAST TIME OLE MISS HAD . . .

30 or more first downs	Arkansas, 2009 (31)
500 yards rushing	Auburn, 1951 (515)
400 yards rushing	Fresno State, 2010 (425)
300 yards rushing	Fresno State, 2010 (425)
200 yards rushing	LSU, 2010 (236)
400 yards passing	Texas Tech, 2003 (409)
300 yards passing	Arkansas, 2010 (327)
600 yards total offense	Louisiana-Monroe, 2003 (612)
500 yards total offense	Arkansas, 2010 (512)
90 plays total offense	Wyoming, 2004 (100)
Four passes intercepted	Tennessee, 2010 (4)
Four pass interceptions	Alabama, 2009 (4)
10 sacks	Mississippi State, 2008 (11)
10 penalties	Alabama, 2010 (12)
100 yards in penalties	Alabama, 2010 (106)
50 points	Fresno State, 2010 (55)
99 yard scoring drive	Memphis State, 1989 (12 plays)
90-plus yard scoring drive	LSU, 2010 (90 yards, 11 plays; Jeremiah Masoli 22-yard run)

THE LAST TIME OLE MISS HELD ITS OPPONENT TO . . .

Less than 10 first downs	Mississippi State, 2008 (8)
10 first downs	Mississippi State, 2006 (10)
Negative yards rushing	Mississippi State, 2008 (-64)
10 yards rushing	Georgia, 1993 (1)
100 yards (or less) rushing	Louisiana, 2010 (76)
Zero yards passing	Alabama, 1988
No pass completions	Alabama, 1988
10 yards passing	Georgia, 1977 (7)
10 pass attempts	Wake Forest, 2006 (5)
Zero yards total offense	Sewanee, 1938
50 yards (or less) total offense	Mississippi State, 2008 (24)
75 yards (or less) total offense	Mississippi State, 2008 (24)
150 yards (or less) total offense	Mississippi State, 2008 (24)
200 yards (or less) total offense	Mississippi State, 2008 (24)
No touchdowns	Southeastern Louisiana, 2009 (6 points)

THE LAST TIME OLE MISS . . .

Had two passers throw for 100 yards	Jacksonville State, 2010 (Nathan Stanley 133, Jeremiah Masoli 109)
Had two passers complete 10 passes	Auburn, 2005 (Micheal Spurlock, 10-18, Ethan Flatt, 11-17)
Had two runners rush for 100 yards	Louisiana, 2010 (Brandon Bolden 136, Enrique Davis 116)
Had two runners each rush for two TDs	LSU, 2010 (Brandon Bolden & Jeremiah Masoli)
Had two receivers over 100 receiving yards	Louisiana-Monroe, 2003 (Chris Collins 121, Taye Biddle 105)
Had two receivers catch 10 passes	Arkansas, 2002 (Bill Flowers 11, Chris Collins 10)
Had four receivers catch five passes	Georgia, 1997 (John Avery 8, Andre Rone 6, Cory Peterson 6, Rufus French 5)
Had three receivers catch five passes	Missouri, 2007 (Mike Wallace 7, Marshay Green 5, Shay Hodge 5)
Had two receivers catch five passes	Missouri, 2007 (Mike Wallace 7, Marshay Green 5, Shay Hodge 5)
Had a 100-yard rusher and a 100-yard receiver	LSU, 2009 (Dexter McCluster 148 yards rushing/Shay Hodge 117 yards receiving)
Had two players with 200 all-purpose yards	Missouri, 2007 (BenJarvus Green-Ellis 226, Marshay Green 208)
Returned a punt for a TD	Fresno State, 2010 (Jesse Grandy, 51 yards)
Returned a kickoff for a TD	Auburn, 2009 (Jesse Grandy, 82 yards)
Returned an interception for a TD	SLU, 2009 (D.T. Shackelford, 58 yards)
Returned two interceptions for TDs	Northern Illinois, 1993 (Alundis Brice, 37 yards; Antonious Bonner, 46 yards)
Returned a fumble for a TD	Citadel, 2005 (Travis Johnson, 16 yards)
Recovered a fumble for a TD	SMU, 1998 (Michael Boone)
Blocked a punt	Alabama, 2007 (Dustin Mouzon)
Blocked a punt for a TD	Memphis, 2007 (Kendrick Lewis recovered Brandon Sutherland's blocked punt)
Blocked an opponents' FG attempt	Fresno State, 2010 (Allen Walker blocked Goessling's 46-yard attempt)
Blocked an opponents' FG attempt for a TD	Louisiana Tech, 2007 (Brandon Jenkins blocked D. Horwedel's 36-yard attempt, Dustin Mouzon 55-yard return)
Blocked two opponents' FG attempts	Northern Arizona, 2009
Had a punt blocked	Alabama, 2009
Had a punt blocked for a TD	Alabama, 2003

Had a kickoff returned for a TD	Auburn, 2010
Had a punt returned for a TD	Arkansas, 2010
Had an interception returned for a TD	Tennessee, 2010
Had a fumble returned for a TD	Louisiana, 2010
Missed a PAT kick	Mississippi State, 2010
Had a PAT kick blocked	Mississippi State, 2010
Had a PAT kick blocked and returned for a two-point conversion	Auburn, 2009
Blocked an opponent's PAT kick	Florida, 2008 (Kentrell Lockett blocked J. Phillip's attempt)
A successful two-point conversion	Arkansas, 2007 (Mike Wallace pass from Brent Scheaffer, 4th quarter)
Had a field goal attempt blocked	LSU, 2009 (Joshua Shene's 45-yard attempt)
Had two field goal attempts blocked	Kentucky, 2005 (Robert Bass' 39-yd attempt, Matt Hinkle's 44-yard attempt)
Gained a first down off a fake field goal attempt	Georgia, 1995
Scored a touchdown off a fake field goal attempt	Alabama, 2008 (Jason Cook 9-yard pass from Rob Park)
Gained a first down off a fake punt	Mississippi State, 2009 (Reggie Hicks 20-yard pass from Billy Tapp)
Recovered an onside kick	Auburn, 2010 (Fon Ingram)
Shut out an opponent	Mississippi State, 2008 (45-0)
Was shut out	Arkansas, 1998 (34-0)
Played an overtime game	Jacksonville State, 2010 (L, 48-49)
Scored a safety	Texas Tech, 2008 (Patrick Trahan sacks Graham Harrell in the end zone)
Scored 2 safeties in the same game	Northern Illinois, 1993 (team)
Gave up a safety	LSU, 2005
Had no turnovers	Kentucky, 2010
Had no penalties	Jacksonville State, 2010
Defeated a nationally ranked team	Oklahoma State, 2009 (21-7, #21 Associated Press; #18 ESPN/USAToday Coaches)
Was ranked in top 25	Final 2009 (#20 AP; #21 ESPN/USAToday Coaches)
Ended the year ranked in top 25	2009 (#20 AP; #21 ESPN/USAToday Coaches)

THE LAST TIME AN OLE MISS PLAYER . . .

Rushed 30 times	BenJarvus Green-Ellis vs. Missouri, 2007 (33)
Rushed 25 times	Dexter McCluster vs. Tennessee, 2009 (25)
Rushed for 250 yards	Dexter McCluster vs. Tennessee, 2009 (282)
Rushed for 200 yards	Brandon Bolden vs. Fresno State, 2010 (228)
Rushed for 150 yards	Brandon Bolden vs. Fresno State, 2010 (228)
Rushed for 100 yards	Brandon Bolden at Tennessee, 2010 (113)
Passed for 400 yards	Eli Manning vs. Texas Tech, 2003 (409)
Passed for 300 yards	Jeremiah Masoli at Arkansas, 2010 (327)
Attempted 50 passes	Eli Manning vs. Arkansas, 2002 (56)
Attempted 40 passes	Jeremiah Masoli vs. Mississippi State, 2010 (44)
Attempted 30 passes	Jeremiah Masoli vs. Auburn, 2010 (33)
Completed 30 passes	Eli Manning vs. South Carolina, 2003 (30)
Completed 20 passes	Jeremiah Masoli vs. Mississippi State, 2010 (24)
Passed for 4 or more TDs	Jevan Snead vs. Mississippi State, 2008 (4)
Threw 3 or more interceptions	Jeremiah Masoli at Tennessee, 2010 (3)
Had 400 yards Total Offense	Jeremiah Masoli at Arkansas, 2010 (425)
Had 300 yards Total Offense	Jeremiah Masoli at Arkansas, 2010 (425)
Had 100 yards rushing and passing	Jeremiah Masoli vs. Vanderbilt, 2010 (104 rushing, 190 passing)
Had 100 yards rushing and receiving	Dexter McCluster vs. Arkansas, 2009 (123 rushing, 137 receiving)
Had 250 All-Purpose Yards	Dexter McCluster vs. Tennessee, 2009 (324)
Had 200 All-Purpose Yards	Jeff Scott at LSU, 2010 (214)
Caught 10 passes	Mike Espy vs. Tennessee, 2005 (10)
Caught 9 passes	Mike Espy vs. Auburn, 2005 (9)
Had 100 receiving yards	Markeith Summers at Arkansas, 2010 (104)
Scored 10 points kicking	Bryson Rose vs. Louisiana, 2010 (19)
Scored 4 touchdowns rushing	Dexter McCluster vs. Tennessee, 2009
Scored 3 touchdowns rushing	Dexter McCluster vs. Tennessee, 2009 (4)
Scored 2 touchdowns rushing	Brandon Bolden & Jeremiah Masoli at LSU, 2010
Scored 3 touchdowns receiving	Chris Collins vs. Auburn, 2002
Scored 2 touchdowns receiving	Markeith Summers at Arkansas, 2010
Intercepted 3 passes	Don Price vs. Vanderbilt, 1986 (3)
Intercepted 2 passes	Dustin Mouzon vs. Memphis, 2007 (2)
Forced 3 fumbles	Rory Johnson vs. Vanderbilt, 2006 (3)
Recovered 2 fumbles	Rory Johnson vs. Vanderbilt, 2006 (2)
Punted for a 70-yard game average	Bill Smith vs. Southern Miss, 1984 (2-84.5)
Kicked a 45-yard Field Goal	Joshua Shene vs. LSU, 2009 (45)
Kicked a 50-yard Field Goal	Joshua Shene vs. Auburn, 2007 (51)
Kicked five field goals in game	Bryson Rose vs. Louisiana, 2010 (5)
Kicked four field goals in game	Bryson Rose vs. Louisiana, 2010 (5)