

Results

60m Men
Round 1
1 MAR 2013 / 17:00

Rank	Name	Nat	born	Lane	Result	
1	VICAUT Jimmy	FRA	92	1	6.55	Q
2	TUMI Michael	ITA	90	5	6.59	Q
3	DASAOLU James	GBR	87	4	6.62	Q
4	CIMPEANU Catalin	ROU	85	8	6.64	Q
5	REUS Julian	GER	88	4	6.64	Q
6	AIKINES-ARYEETEEY Harry	GBR	88	7	6.65	Q SB
6	SAIDY NDURE Jaysuma	NOR	84	6	6.65	Q
8	BREDNEV Aleksandr	RUS	88	6	6.68	Q
9	BIRON Emmanuel	FRA	88	3	6.72	Q
9	COLLIO Simone	ITA	79	4	6.72	Q
11	FONGUÉ Rolf	SUI	87	6	6.73	q
11	TÄRNHUVUD Stefan	SWE	85	3	6.73	Q SB
13	KLING-BAPTISTE Tom	SWE	90	2	6.74	q SB
13	MONTEIRO Ricardo	POR	85	7	6.74	q
13	ROSE Odain	SWE	92	8	6.74	Q
16	ZAVACKY Adam	SVK	88	2	6.76	q
17	CHAMBERS Dwain	GBR	78	7	6.78	
18	HONGISTO Visa	FIN	87	2	6.79	
19	ANTUNES Diogo	POR	92	1	6.81	
20	PANDEV Riste	MKD	94	5	6.95	
21	DE SA Mikel	AND	90	5	7.36	
22	CARROLL Dominic	GIB	83	3	7.44	


60m Men
Heat 1/3
1 MAR 2013 / 17:00

Rank	Name	Nat	born	Lane	Reaction time	Result
1	CIMPEANU Catalin	ROU	85	8	0.149	6.64 Q
2	REUS Julian	GER	88	4	0.149	6.64 Q
3	AIKINES-ARYEETEEY Harry	GBR	88	7	0.150	6.65 Q SB
4	BIRON Emmanuel	FRA	88	3	0.166	6.72 Q
5	FONGUÉ Rolf	SUI	87	6	0.135	6.73 q
6	KLING-BAPTISTE Tom	SWE	90	2	0.153	6.74 q SB
7	ANTUNES Diogo	POR	92	1	0.187	6.81
8	DE SA Mikel	AND	90	5	0.162	7.36

60m Men
Heat 2/3
1 MAR 2013 / 17:07

Rank	Name	Nat	born	Lane	Reaction time	Result
1	VICAUT Jimmy	FRA	92	1	0.146	6.55 Q
2	SAIDY NDURE Jaysuma	NOR	84	6	0.134	6.65 Q
3	COLLIO Simone	ITA	79	4	0.169	6.72 Q
4	ROSE Odain	SWE	92	8	0.168	6.74 Q
5	CHAMBERS Dwain	GBR	78	7	0.143	6.78
6	HONGISTO Visa	FIN	87	2	0.152	6.79
7	PANDEV Riste	MKD	94	5	0.185	6.95
8	CARROLL Dominic	GIB	83	3	0.167	7.44

 INTERNET Service: www.european-athletics.org

 Timing, Measurement & Data Service by  **OMEGA**

printed at FRI 1 MAR 2013 20:46

Page 1 of 27

Results

60m Men
Heat 3/3
1 MAR 2013 / 17:14

Rank	Name	Nat	born	Lane	Reaction time	Result
1	TUMI Michael	ITA	90	5	0.158	6.59 Q
2	DASAOLU James	GBR	87	4	0.176	6.62 Q
3	BREDNEV Aleksandr	RUS	88	6	0.156	6.68 Q
4	TÄRNHUVUD Stefan	SWE	85	3	0.170	6.73 Q SB
5	MONTEIRO Ricardo	POR	85	7	0.156	6.74 q
6	ZAVACKÝ Adam	SVK	88	2	0.167	6.76 q

Qualified: First 4 in each heat (Q) and 4 best performers (q) advance to the Semifinals

400m Men
Round 1
1 MAR 2013 / 12:02


Rank	Name	Nat	born	Lane	Result
1	MASLÁK Pavel	CZE	91	6	46.54 Q
2	TRENIKHIN Pavel	RUS	86	6	46.65 Q
3	LEVINE Nigel	GBR	89	5	46.68 Q
4	BINGHAM Michael	GBR	86	5	46.92 Q
5	STRACHAN Richard	GBR	86	5	46.96 Q
6	GREGAN Brian	IRL	89	5	46.97 Q
7	BUTRYM Vitaliy	UKR	91	4	46.97 Q
8	HANNE Mamoudou	FRA	88	6	47.04 q
9	BURAKOV Volodymyr	UKR	85	6	47.16 Q
10	EKELUND-ARENANDER Nick	DEN	89	3	47.31 q
11	RUŽIĆ Mateo	CRO	94	3	47.55 q
12	CAN Yavuz	TUR	87	1	47.59 q
13	SOBINSKI Grzegorz	POL	87	3	47.61
14	GARCÍA Samuel	ESP	91	2	47.76
15	VALENTINI Lorenzo	ITA	91	1	47.82
16	UJAKPOR Mark	ESP	87	2	47.89
17	HALITI Eusebio	ITA	91	1	47.93
18	FRANCOIS Felix	SWE	90	2	48.13
19	PROROK Josef	CZE	87	4	48.45
20	GUNNARSSON Kolbeinn Hödur	ISL	95	2	48.88
21	SANFORD Donald	ISR	87	4	49.11
	JUAREZ Isalbet	ITA	87	3	DNF
	JORDIER Thomas	FRA	94	4	DQ R 163.2

400m Men
Heat 1/4
1 MAR 2013 / 12:02

Rank	Name	Nat	born	Lane	Reaction time	Result
1	GREGAN Brian	IRL	89	5	0.207	46.97 Q
2	BUTRYM Vitaliy	UKR	91	4	0.148	46.97 Q
3	HANNE Mamoudou	FRA	88	6	0.166	47.04 q
4	RUŽIĆ Mateo	CRO	94	3	0.178	47.55 q
5	GARCÍA Samuel	ESP	91	2	0.195	47.76

Intermediate times: 200m 22.32 GREGAN Brian (IRL)

 INTERNET Service: www.european-athletics.org

 Timing, Measurement & Data Service by  OMEGA

printed at FRI 1 MAR 2013 20:46

Page 2 of 27

Results

400m Men
Heat 2/4
1 MAR 2013 / 12:08

Rank	Name	Nat	born	Lane	Reaction time	Result
1	TRENIKHIN Pavel	RUS	86	6	0.217	46.65 Q
2	BINGHAM Michael	GBR	86	5	0.151	46.92 Q
3	EKELUND-ARENANDER Nick	DEN	89	3	0.242	47.31 q
4	HALITI Eusebio	ITA	91	1	0.253	47.93
5	PROROK Josef	CZE	87	4	0.167	48.45
6	GUNNARSSON Kolbeinn Hödur	ISL	95	2	0.184	48.88

Intermediate times: 200m 21.78 BINGHAM Michael (GBR)

400m Men
Heat 3/4
1 MAR 2013 / 12:14

Rank	Name	Nat	born	Lane	Reaction time	Result
1	STRACHAN Richard	GBR	86	5	0.162	46.96 Q
2	BURAKOV Volodymyr	UKR	85	6	0.345	47.16 Q
3	CAN Yavuz	TUR	87	1	0.169	47.59 q
4	FRANCOIS Felix	SWE	90	2	0.154	48.13
	JUAREZ Isalbet	ITA	87	3	0.171	DNF
	JORDIER Thomas	FRA	94	4	0.185	DQ R 163.2

Intermediate times: 200m 21.88 STRACHAN Richard (GBR)

400m Men
Heat 4/4
1 MAR 2013 / 12:20

Rank	Name	Nat	born	Lane	Reaction time	Result
1	MASLÁK Pavel	CZE	91	6	0.219	46.54 Q
2	LEVINE Nigel	GBR	89	5	0.168	46.68 Q
3	SOBINSKI Grzegorz	POL	87	3	0.198	47.61
4	VALENTINI Lorenzo	ITA	91	1	0.216	47.82
5	UJAKPOR Mark	ESP	87	2	0.160	47.89
6	SANFORD Donald	ISR	87	4	0.264	49.11

Intermediate times: 200m 21.50 MASLÁK Pavel (CZE)

Qualified: First 2 in each heat (Q) and 4 best performers (q) advance to the Semifinals

Results

800m Men
Round 1
1 MAR 2013 / 18:35

Rank	Name	Nat	born	Lane	Result	
1	KSZCZOT Adam	POL	89	3	1:48.69	Q
2	REPCÍK Jozef	SVK	86	2	1:48.88	Q
3	ROLDÁN Francisco	ESP	90	4	1:49.10	q
4	MOHAMMED Mukhtar	GBR	90	5	1:49.43	Q
5	ROGESTEDT Johan	SWE	93	6	1:49.46	Q
6	NESTEROV Ivan	RUS	85	2	1:49.78	q
7	KILIÇ Halit	TUR	92	5	1:49.85	SB
8	RAPATZ Andreas	AUT	86	4	1:50.11	
9	ANANENKA Anis	BLR	85	4	1:50.49	Q
10	MARCO Luis Alberto	ESP	86	6	1:50.75	Q
11	KUPERS Thijmen	NED	91	2	1:50.78	Q
12	BYBYK Taras	UKR	92	2	1:50.81	Q
13	RIMMER Michael	GBR	86	6	1:51.04	
14	RUDOLF Žan	SLO	93	5	1:51.06	
15	FRANZMAIR Nikolaus	AUT	95	1	1:51.10	
16	THOMAS Joe	GBR	88	1	1:51.11	Q
17	LÓPEZ Kevin	ESP	90	3	1:51.52	Q
18	KAZI Tamás	HUN	85	5	1:51.77	
19	BUBE Andreas	DEN	87	5	1:51.88	
20	KUBISTA Jan	CZE	90	2	1:52.21	
21	DÆHLIN Ådne Svahn	NOR	82	4	1:52.49	SB
22	LEROY Brice	FRA	89	4	1:53.12	
23	BENEDETTI Giordano	ITA	89	3	1:53.44	
24	STEPINS Renars	LAT	92	1	1:53.73	
25	TUNA Abdulgani	TUR	91	6	1:54.84	
26	QERAMA Eraldo	ALB	91	3	1:55.10	
	ETES Brice	MON	84	6	DQ	R 163.3b
	LATHOUWERS Robert	NED	83	3	DQ	R 163.3b

800m Men
Heat 1/5
1 MAR 2013 / 18:35

Rank	Name	Nat	born	Lane	Result	
1	MOHAMMED Mukhtar	GBR	90	5	1:49.43	Q
2	ROGESTEDT Johan	SWE	93	6	1:49.46	Q
3	NESTEROV Ivan	RUS	85	2	1:49.78	q
4	RAPATZ Andreas	AUT	86	4	1:50.11	
	LATHOUWERS Robert	NED	83	3	DQ	R 163.3b


Intermediate times:

200m	26.31	ROGESTEDT Johan (SWE)
400m	54.43	ROGESTEDT Johan (SWE)
600m	1:22.42	RAPATZ Andreas (AUT)

800m Men
Heat 2/5
1 MAR 2013 / 18:41

Rank	Name	Nat	born	Lane	Result	
1	THOMAS Joe	GBR	88	1	1:51.11	Q
2	LÓPEZ Kevin	ESP	90	3	1:51.52	Q
3	KAZI Tamás	HUN	85	5	1:51.77	
4	KUBISTA Jan	CZE	90	2	1:52.21	
5	DÆHLIN Ådne Svahn	NOR	82	4	1:52.49	SB
6	TUNA Abdulgani	TUR	91	6	1:54.84	

 INTERNET Service: www.european-athletics.org

 Timing, Measurement & Data Service by  **OMEGA**

printed at FRI 1 MAR 2013 20:46

Page 4 of 27

Results

Heat 2/5 (cont.)

Intermediate times:	200m	27.66	THOMAS Joe (GBR)
	400m	57.62	THOMAS Joe (GBR)
	600m	1:25.59	THOMAS Joe (GBR)

800m Men
Heat 3/5 1 MAR 2013 / 18:47

Rank	Name	Nat	born	Lane	Result
1	MARCO Luis Alberto	ESP	86	6	1:50.75 Q
2	KUPERS Thijmen	NED	91	2	1:50.78 Q
3	RUDOLF Žan	SLO	93	5	1:51.06
4	LEROY Brice	FRA	89	4	1:53.12
5	STEPINS Renars	LAT	92	1	1:53.73
6	QERAMA Eraldo	ALB	91	3	1:55.10

Intermediate times:	200m	25.87	MARCO Luis Alberto (ESP)
	400m	55.33	MARCO Luis Alberto (ESP)
	600m	1:23.29	KUPERS Thijmen (NED)

800m Men
Heat 4/5 1 MAR 2013 / 18:53

Rank	Name	Nat	born	Lane	Result
1	ANANENKA Anis	BLR	85	4	1:50.49 Q
2	BYBYK Taras	UKR	92	2	1:50.81 Q
3	RIMMER Michael	GBR	86	6	1:51.04
4	BUBE Andreas	DEN	87	5	1:51.88
5	BENEDETTI Giordano	ITA	89	3	1:53.44

Intermediate times:	200m	26.88	BYBYK Taras (UKR)
	400m	56.43	BYBYK Taras (UKR)
	600m	1:24.82	BYBYK Taras (UKR)

800m Men
Heat 5/5 1 MAR 2013 / 18:59

Rank	Name	Nat	born	Lane	Result
1	KSZCZOT Adam	POL	89	3	1:48.69 Q
2	REPCÍK Jozef	SVK	86	2	1:48.88 Q
3	ROLDÁN Francisco	ESP	90	4	1:49.10 q
4	KILIÇ Halit	TUR	92	5	1:49.85 SB
5	FRANZMAIR Nikolaus	AUT	95	1	1:51.10
	ETES Brice	MON	84	6	DQ R 163.3b

Intermediate times:	200m	26.30	FRANZMAIR Nikolaus (AUT)
	400m	53.57	FRANZMAIR Nikolaus (AUT)
	600m	1:21.78	KSZCZOT Adam (POL)

Qualified: First 2 in each heat (Q) and 2 best performers (q) advance to the Semifinals

Results

3000m Men

Round 1

1 MAR 2013 / 12:35

Rank	Name	Nat	born	Order	Result	
1	IBRAHIMOV Hayle	AZE	90	4	7:50.55	Q
2	ÓLIONÁIRD Ciarán	IRL	88	4	7:55.12	Q
3	CARVALHO Florian	FRA	89	1	7:55.58	Q
4	KOWAL Yoann	FRA	87	3	7:55.61	Q
5	ARIKAN Polat Kemboi	TUR	90	7	7:55.64	Q
6	INGEBRIGTSEN Henrik	NOR	91	5	7:55.77	Q
7	ALAIZ Roberto	ESP	90	11	7:55.82	Q
8	TIJTGAT Lander	BEL	83	2	7:55.93	q PB
9	HIGUERO Juan Carlos	ESP	78	2	7:55.98	Q
10	AKKAS Halil	TUR	83	8	7:56.08	q SB
11	BOUAFIF Adil	SWE	78	9	7:58.29	q SB
12	SAFRONOV Andrey	RUS	85	8	7:59.17	q
13	DEMCZYSZAK Mateusz	POL	86	6	7:59.41	
14	SCULLION Stephen	IRL	88	11	8:00.78	
15	FLØYSTAD Hans Kristian	NOR	89	7	8:01.58	PB
16	HYDÉN Johan	SWE	89	5	8:02.20	PB
17	HAIDANE Abdellah	ITA	89	9	8:03.20	
18	STREBKOV Ivan	UKR	91	6	8:04.23	PB
19	MINCZÉR Albert	HUN	86	1	8:17.25	
20	TRAVERS John	IRL	91	10	8:23.83	
	BENE Barnabás	HUN	86	3	DNF	
	ALONSO Carlos	ESP	89	10	DQ	R 163.6

3000m Men

Heat 1/2

1 MAR 2013 / 12:35

Rank	Name	Nat	born	Order	Result	
1	ÓLIONÁIRD Ciarán	IRL	88	4	7:55.12	Q
2	CARVALHO Florian	FRA	89	1	7:55.58	Q
3	ARIKAN Polat Kemboi	TUR	90	7	7:55.64	Q
4	INGEBRIGTSEN Henrik	NOR	91	5	7:55.77	Q
5	TIJTGAT Lander	BEL	83	2	7:55.93	q PB
6	BOUAFIF Adil	SWE	78	9	7:58.29	q SB
7	SAFRONOV Andrey	RUS	85	8	7:59.17	q
8	SCULLION Stephen	IRL	88	11	8:00.78	
9	STREBKOV Ivan	UKR	91	6	8:04.23	PB
	BENE Barnabás	HUN	86	3	DNF	
	ALONSO Carlos	ESP	89	10	DQ	R 163.6

Intermediate times: 1000m 2:41.32 ARIKAN Polat Kemboi (TUR)
 2000m 5:21.92 ARIKAN Polat Kemboi (TUR)

Results

3000m Men
Heat 2/2
1 MAR 2013 / 12:47

Rank	Name	Nat	born	Order	Result	
1	IBRAHIMOV Hayle	AZE	90	4	7:50.55	Q
2	KOWAL Yoann	FRA	87	3	7:55.61	Q
3	ALAIZ Roberto	ESP	90	11	7:55.82	Q
4	HIGUERO Juan Carlos	ESP	78	2	7:55.98	Q
5	AKKAS Halil	TUR	83	8	7:56.08	q SB
6	DEMCZYSZAK Mateusz	POL	86	6	7:59.41	
7	FLØYSTAD Hans Kristian	NOR	89	7	8:01.58	PB
8	HYDÉN Johan	SWE	89	5	8:02.20	PB
9	HAIDANE Abdellah	ITA	89	9	8:03.20	
10	MINCZÉR Albert	HUN	86	1	8:17.25	
11	TRAVERS John	IRL	91	10	8:23.83	


Intermediate times: 1000m 2:39.66 TRAVERS John (IRL)
 2000m 5:19.56 IBRAHIMOV Hayle (AZE)

Qualified: First 4 in each heat (Q) and 4 best performers (q) advance to the Final

60m Hurdles Men
Round 1
1 MAR 2013 / 10:30

Rank	Name	Nat	born	Lane	Result	
1	SHUBENKOV Sergey	RUS	90	7	7.52	Q
2	MARTINOT LAGARDE Pascal	FRA	91	8	7.58	Q
3	DAL MOLIN Paolo	ITA	87	4	7.59	Q =PB
4	BALNUWEIT Erik	GER	88	5	7.61	Q
5	BAJI Balázs	HUN	89	6	7.67	Q
6	DABÓ Rasul	POR	89	8	7.68	Q NR
7	SHABANOV Konstantin	RUS	89	5	7.69	Q
8	BOCHENEK Dominik	POL	87	8	7.70	Q SB
8	DOUVALÍDIS Konstadínos	GRE	87	6	7.70	Q SB
8	QUIÑÓNEZ Jackson	ESP	80	7	7.70	Q SB
11	BASCOU Dimitri	FRA	87	7	7.72	q
11	LYNSHA Maksim	BLR	85	4	7.72	Q
13	LÓPEZ Francisco Javier	ESP	89	4	7.75	Q PB
14	DRYOMIN Aleksey	RUS	89	7	7.76	q
14	NOSSMY Philip	SWE	82	1	7.76	q SB
16	BÜHLER Matthias	GER	86	8	7.78	
16	VUKICEVIC Vladimir	NOR	91	5	7.78	q
18	KOPANAYKO Serhiy	UKR	88	3	7.82	PB
19	BRORSSON Alexander	SWE	90	2	7.85	
19	TEDESCO Stefano	ITA	88	3	7.85	PB
21	MAZÁC Martin	CZE	90	3	7.86	
21	PAPŠO Viliam	SVK	89	6	7.86	=SB
21	SMET Koen	NED	92	6	7.86	
24	RAJA Andres	EST	82	4	7.90	
25	BARRAGÁN Juan Ramón	ESP	88	3	7.93	
26	TRAJKOVIC Milan	CYP	92	2	7.95	
27	LÖÖV Filip	SWE	92	2	8.02	
	KASYANOV Oleksiy	UKR	85	5	DNF	

INTERNET Service: www.european-athletics.org

Timing, Measurement & Data Service by  OMEGA

printed at FRI 1 MAR 2013 20:46

Page 7 of 27

Results

60m Hurdles Men
Heat 1/4
1 MAR 2013 / 10:30

Rank	Name	Nat	born	Lane	Reaction time	Result
1	MARTINOT LAGARDE Pascal	FRA	91	8	0.157	7.58 Q
2	BALNUWEIT Erik	GER	88	5	0.144	7.61 Q
3	LÓPEZ Francisco Javier	ESP	89	4	0.146	7.75 Q PB
4	DRYOMIN Aleksey	RUS	89	7	0.172	7.76 q
5	KOPANAYKO Serhiy	UKR	88	3	0.141	7.82 PB
6	BRORSSON Alexander	SWE	90	2	0.156	7.85
7	SMET Koen	NED	92	6	0.155	7.86

60m Hurdles Men
Heat 2/4
1 MAR 2013 / 10:37

Rank	Name	Nat	born	Lane	Reaction time	Result
1	BAJI Balázs	HUN	89	6	0.152	7.67 Q
2	SHABANOV Konstantin	RUS	89	5	0.152	7.69 Q
3	QUIÑÓNEZ Jackson	ESP	80	7	0.164	7.70 Q SB
4	NOSSMY Philip	SWE	82	1	0.162	7.76 q SB
5	BÜHLER Matthias	GER	86	8	0.170	7.78
6	TEDESCO Stefano	ITA	88	3	0.157	7.85 PB
7	RAJA Andres	EST	82	4	0.168	7.90
8	TRAJKOVIC Milan	CYP	92	2	0.162	7.95

60m Hurdles Men
Heat 3/4
1 MAR 2013 / 10:44


Rank	Name	Nat	born	Lane	Reaction time	Result
1	SHUBENKOV Sergey	RUS	90	7	0.175	7.52 Q
2	DABÓ Rasul	POR	89	8	0.142	7.68 Q NR
3	LYNSHA Maksim	BLR	85	4	0.186	7.72 Q
4	PAPŠO Viliam	SVK	89	6	0.169	7.86 =SB
5	MAZÁC Martin	CZE	90	3	0.161	7.86
	KASYANOV Oleksiy	UKR	85	5	0.168	DNF

60m Hurdles Men
Heat 4/4
1 MAR 2013 / 10:51

Rank	Name	Nat	born	Lane	Reaction time	Result
1	DAL MOLIN Paolo	ITA	87	4	0.131	7.59 Q =PB
2	BOCHENEK Dominik	POL	87	8	0.163	7.70 Q SB
3	DOUVALÍDIS Konstadinos	GRE	87	6	0.168	7.70 Q SB
4	BASCOU Dimitri	FRA	87	7	0.163	7.72 q
5	VUKICEVIC Vladimir	NOR	91	5	0.158	7.78 q
6	BARRAGÁN Juan Ramón	ESP	88	3	0.152	7.93
7	LÖÖV Filip	SWE	92	2	0.167	8.02

Qualified: First 3 in each heat (Q) and 4 best performers (q) advance to the Semifinals

INTERNET Service: www.european-athletics.org

Timing, Measurement & Data Service by  OMEGA

printed at FRI 1 MAR 2013 20:46

Page 8 of 27

Results

60m Hurdles Men
Semifinal
1 MAR 2013 / 18:05

Rank	Name	Nat	born	Lane	Result		
1	SHUBENKOV Sergey	RUS	90	4	7.52	Q	
2	DAL MOLIN Paolo	ITA	87	4	7.58	Q	PB
3	BALNUWEIT Erik	GER	88	3	7.59	Q	PB
4	BAJI Balázs	HUN	89	6	7.59	Q	
5	MARTINOT LAGARDE Pascal	FRA	91	3	7.61	Q	
6	SHABANOV Konstantin	RUS	89	6	7.63	Q	
7	DOUVALÍDIS Konstadinos	GRE	87	7	7.64	Q	SB
8	LYNSHA Maksim	BLR	85	7	7.67	Q	SB
9	VUKICEVIC Vladimir	NOR	91	1	7.69		NR
10	BOCHENEK Dominik	POL	87	5	7.71		
11	QUIÑÓNEZ Jackson	ESP	80	8	7.72		
12	BASCOU Dimitri	FRA	87	2	7.72		
13	DABÓ Rasul	POR	89	5	7.73		
14	NOSSMY Philip	SWE	82	2	7.78		
15	DRYOMIN Aleksey	RUS	89	1	7.79		
16	LÓPEZ Francisco Javier	ESP	89	8	7.88		

60m Hurdles Men
Semifinal 1/2
1 MAR 2013 / 18:05

Rank	Name	Nat	born	Lane	Reaction time	Result		
1	DAL MOLIN Paolo	ITA	87	4	0.144	7.58	Q	PB
2	MARTINOT LAGARDE Pascal	FRA	91	3	0.157	7.61	Q	
3	SHABANOV Konstantin	RUS	89	6	0.150	7.63	Q	
4	DOUVALÍDIS Konstadinos	GRE	87	7	0.155	7.64	Q	SB
5	DABÓ Rasul	POR	89	5	0.141	7.73		
6	NOSSMY Philip	SWE	82	2	0.153	7.78		
7	DRYOMIN Aleksey	RUS	89	1	0.167	7.79		
8	LÓPEZ Francisco Javier	ESP	89	8	0.141	7.88		

60m Hurdles Men
Semifinal 2/2
1 MAR 2013 / 18:12

Rank	Name	Nat	born	Lane	Reaction time	Result		
1	SHUBENKOV Sergey	RUS	90	4	0.174	7.52	Q	
2	BALNUWEIT Erik	GER	88	3	0.143	7.59	Q	PB
3	BAJI Balázs	HUN	89	6	0.147	7.59	Q	
4	LYNSHA Maksim	BLR	85	7	0.189	7.67	Q	SB
5	VUKICEVIC Vladimir	NOR	91	1	0.129	7.69		NR
6	BOCHENEK Dominik	POL	87	5	0.155	7.71		
7	QUIÑÓNEZ Jackson	ESP	80	8	0.167	7.72		
8	BASCOU Dimitri	FRA	87	2	0.161	7.72		

Qualified: First 4 in each heat (Q) advance to the Final

Results

60m Hurdles Men

Final 1 MAR 2013 / 19:45

Rank	Name	Nat	born	Lane	Reaction time	Result	
1	SHUBENKOV Sergey	RUS	90	6	0.161	7.49	WL
2	DAL MOLIN Paolo	ITA	87	4	0.138	7.51	NR
3	MARTINOT LAGARDE Pascal	FRA	91	3	0.155	7.53	=PB
4	BAJI Balázs	HUN	89	8	0.159	7.56	=NR
5	BALNUWEIT Erik	GER	88	5	0.146	7.58	PB
6	LYNSHA Maksim	BLR	85	2	0.162	7.58	PB
7	DOUVALÍDIS Konstadínos	GRE	87	1	0.153	7.64	=SB
8	SHABANOV Konstantin	RUS	89	7	0.137	7.66	

High Jump Men

Qualification 1 MAR 2013 / 16:30

Rank	Name	Nat	born	Order	Result	
1	MUDROV Sergey	RUS	90	9	2.28	q
2	MÁSTORAS Adónios	GRE	91	2	2.28	q PB
3	BÁBA Jaroslav	CZE	84	1	2.28	q
4	DMITRIK Aleksey	RUS	84	5	2.28	q
5	HANANY Mickaël	FRA	83	10	2.28	q =PB
6	BANIÓTIS Konstadínos	GRE	86	5	2.23	q
6	DEMYANYUK Dmytro	UKR	83	8	2.23	q
6	GRABARZ Robbie	GBR	87	3	2.23	q
6	TAMBERI Gianmarco	ITA	92	12	2.23	q
10	CHESANI Silvano	ITA	88	13	2.23	
11	KRYMARENKO Yuriy	UKR	83	2	2.23	
11	SAMOYLENKO Vitaliy	UKR	84	4	2.23	
13	FASSINOTTI Marco	ITA	89	9	2.23	
13	NINOV Viktor	BUL	88	7	2.23	
15	BIRINCI Serhat	TUR	90	11	2.18	
15	DONISAN Mihai	ROU	88	6	2.18	
15	SEMENOV Dmitriy	RUS	92	6	2.18	
18	BUBENÍK Matúš	SVK	89	10	2.18	
19	MELON Alen	CRO	91	3	2.18	
20	KABELKA Michal	SVK	85	1	2.18	
20	VANAGS Janis	LAT	92	7	2.18	
22	GOGOCHURI Zurab	GEO	90	4	2.13	
22	HAVERNEY Matthias	GER	85	13	2.13	
24	TUFA Alexandru	ROU	89	12	2.13	
25	HORÁK Peter	SVK	83	14	2.13	
26	ROSSI Eugenio	SMR	92	11	2.08	=SB
	TORRO Osku	FIN	79	8	NM	

Results

Qualification (cont.)


Qualification		2.08	2.13	2.18	2.23	2.28	2.31
1	MUDROV Sergey	-	-	o	o	o	xx-
2	MÁSTORAS Adónios	-	xo	o	o	o	
3	BÁBA Jaroslav	-	-	o	o	xo	
4	DMITRIK Aleksey	-	o	o	xo	xo	
5	HANANY Mickaël	-	xxo	o	o	xxo	-
6	BANIÓTIS K	-	-	o	o	xxx	
6	DEMYANYUK Dmytro	-	o	o	o	xxx	
6	GRABARZ Robbie	-	-	o	o	xxx	
6	TAMBERI Gianmarco	-	o	o	o	xx-	
10	CHESANI Silvano	-	xo	o	o	xxx	
11	KRYMARENKO Yuriy	-	o	xo	xo	xxx	
11	SAMOYLENKO Vitaliy	-	o	xo	xo	xxx	
13	FASSINOTTI Marco	-	o	o	xxo	xxx	
13	NINOV Viktor	-	o	o	xxo	xxx	
15	BIRINCI Serhat	-	o	o	xxx		
15	DONISAN Mihai	-	o	o	xxx		
15	SEMENOV Dmitriy	-	o	o	xxx		
18	BUBENÍK Matúš	-	xo	o	xxx		
19	MELON Alen	-	o	xo	xxx		
20	KABELKA Michal	-	o	xxo	xxx		
20	VANAGS Janis	-	o	xxo	xxx		
22	GOGOCHURI Zurab	-	o	-	-	-	-
22	HAVERNEY Matthias	-	o	xxx			
24	TUFA Alexandru	xxo	o	xxx			
25	HORÁK Peter	-	xo	xxx			
26	ROSSI Eugenio	xo	xxx				
	TORRO Osku	-	r				

High Jump Men
Qualification Group A
1 MAR 2013 / 16:30

Rank	Name	Nat	born	Order	Result
1	MUDROV Sergey	RUS	90	9	2.28 q
2	HANANY Mickaël	FRA	83	10	2.28 q =PB
3	BANIÓTIS Konstadínos	GRE	86	5	2.23 q
4	CHESANI Silvano	ITA	88	13	2.23
5	KRYMARENKO Yuriy	UKR	83	2	2.23
6	NINOV Viktor	BUL	88	7	2.23
7	SEMENOV Dmitriy	RUS	92	6	2.18
8	MELON Alen	CRO	91	3	2.18
9	KABELKA Michal	SVK	85	1	2.18
10	GOGOCHURI Zurab	GEO	90	4	2.13
11	TUFA Alexandru	ROU	89	12	2.13
12	HORÁK Peter	SVK	83	14	2.13
13	ROSSI Eugenio	SMR	92	11	2.08 =SB
	TORRO Osku	FIN	79	8	NM

		2.08	2.13	2.18	2.23	2.28	2.31
1	MUDROV Sergey	-	-	o	o	o	xx-
2	HANANY Mickaël	-	xxo	o	o	xxo	-
3	BANIÓTIS K	-	-	o	o	xxx	
4	CHESANI Silvano	-	xo	o	o	xxx	
5	KRYMARENKO Yuriy	-	o	xo	xo	xxx	
6	NINOV Viktor	-	o	o	xxo	xxx	
7	SEMENOV Dmitriy	-	o	o	xxx		
8	MELON Alen	-	o	xo	xxx		
9	KABELKA Michal	-	o	xxo	xxx		
10	GOGOCHURI Zurab	-	o	-	-	-	-
11	TUFA Alexandru	xxo	o	xxx			
12	HORÁK Peter	-	xo	xxx			
13	ROSSI Eugenio	xo	xxx				
	TORRO Osku	-	r				

 INTERNET Service: www.european-athletics.org

 Timing, Measurement & Data Service by 

printed at FRI 1 MAR 2013 20:46

Page 11 of 27

Results

High Jump Men
Qualification Group B
1 MAR 2013 / 18:30

Rank	Name	Nat	born	Order	Result		
1	MÁSTORAS Adónios	GRE	91	2	2.28	q	PB
2	BÁBA Jaroslav	CZE	84	1	2.28	q	
3	DMITRIK Aleksey	RUS	84	5	2.28	q	
4	DEMYANYUK Dmytro	UKR	83	8	2.23	q	
4	GRABARZ Robbie	GBR	87	3	2.23	q	
4	TAMBERI Gianmarco	ITA	92	12	2.23	q	
7	SAMOYLENKO Vitaliy	UKR	84	4	2.23		
8	FASSINOTTI Marco	ITA	89	9	2.23		
9	BIRINCI Serhat	TUR	90	11	2.18		
9	DONISAN Mihai	ROU	88	6	2.18		
11	BUBENÍK Matúš	SVK	89	10	2.18		
12	VANAGS Janis	LAT	92	7	2.18		
13	HAVERNEY Matthias	GER	85	13	2.13		


		2.08	2.13	2.18	2.23	2.28
1	MÁSTORAS Adónios	-	xo	o	o	o
2	BÁBA Jaroslav	-	-	o	o	xo
3	DMITRIK Aleksey	-	o	o	xo	xo
4	DEMYANYUK Dmytro	-	o	o	o	xxx
4	GRABARZ Robbie	-	-	o	o	xxx
4	TAMBERI Gianmarco	-	-	o	o	xx-
7	SAMOYLENKO Vitaliy	-	o	xo	xo	xxx
8	FASSINOTTI Marco	-	o	o	xxx	xxx
9	BIRINCI Serhat	-	o	o	xxx	
9	DONISAN Mihai	-	o	o	xxx	
11	BUBENÍK Matúš	-	xo	o	xxx	
12	VANAGS Janis	-	o	xxo	xxx	
13	HAVERNEY Matthias	-	o	xxx		

Qualified: qualifying perf. 2.31 (Q) or 8 best performers (q) to the advance to the Final

Triple Jump Men
Qualification
1 MAR 2013 / 11:40

Rank	Name	Nat	born	Order	Result		
1	GRECO Daniele	ITA	89	10	16.94	Q	
2	FYODOROV Aleksey	RUS	91	9	16.82	q	
3	CORREA Harold	FRA	88	11	16.76	q	
4	FLORANT Fabian	NED	83	19	16.69	q	
5	KUZNYETSOV Viktor	UKR	86	3	16.68	q	
6	SAMITOV Ruslan	RUS	91	4	16.66	q	
7	ATANASOV Zlatozar	BUL	89	17	16.66	q	
8	TAILLEPIERRE Karl	FRA	76	15	16.62	q	
9	TSONOV Georgi	BUL	93	2	16.58		PB
10	COMPAORÉ Benjamin	FRA	87	8	16.48		
11	LETNICOV Vladimir	MDA	81	7	16.46		
12	DOCAVO Vicente	ESP	92	14	16.46		
13	TSAPIK Aliaksei	BLR	88	13	16.45		
14	BONI Michele	ITA	81	22	16.43		
15	YASTREBOV Viktor	UKR	82	1	16.37		
16	TSIÁMIS Dimitrios	GRE	82	12	16.28		
17	BELLIDO José Emilio	ESP	87	6	16.24		
18	SEMENENKO Yevhen	UKR	84	5	16.20		
19	HALEVI Yochai	ISR	82	16	16.19		SB
20	TORGVAIDZE Lasha	GEO	94	21	15.35		
21	AUCYNA Darius	LTU	89	18	15.27		
	OPREA Marian	ROU	82	20	DNS		

 INTERNET Service: www.european-athletics.org

 Timing, Measurement & Data Service by  OMEGA

printed at FRI 1 MAR 2013 20:46

Page 12 of 27

Results

Qualification (cont.)

Qualification		1	2	3
1	GRECO Daniele	16.94		
2	FYODOROV Aleksey	16.47	16.82	-
3	CORREA Harold	15.71	16.76	-
4	FLORANT Fabian	16.44	16.69	-
5	KUZNYETSOV Viktor	16.68	16.35	16.43
6	SAMITOV Ruslan	16.46	16.50	16.66
7	ATANASOV Zlatozar	x	15.92	16.66
8	TAILLEPIERRE Karl	16.11	15.40	16.62
9	TSONOV Georgi	16.35	16.31	16.58
10	COMPAORÉ Benjamin	16.14	15.97	16.48
11	LETNICOV Vladimir	x	16.41	16.46
12	DOCAVO Vicente	16.46	16.38	13.62
13	TSAPIK Allaksei	16.39	15.76	16.45
14	BONI Michele	16.33	16.43	15.10
15	YASTREBOV Viktor	16.12	16.37	x
16	TSIÁMIS Dimitrios	15.78	15.77	16.28
17	BELLIDO J	16.24	x	15.72
18	SEMENENKO Yevhen	16.10	16.09	16.20
19	HALEVI Yochai	15.60	15.70	16.19
20	TORGVAIDZE Lasha	15.35	x	x
21	AUCYNA Darius	15.27	15.06	15.17
	OPREA Marian			

Qualified: qualifying perf. 16.90 (Q) or 8 best performers (q) to the advance to the Final

Shot Put Men
Final
1 MAR 2013 / 18:45

Rank	Name	Nat	born	Order	Result	
1	KOLAŠINAC Asmir	SRB	84	1	20.62	SB
2	ALIC Hamza	BIH	79	3	20.34	PB
3	PRÁŠIL Ladislav	CZE	90	5	20.29	
4	BARTELS Ralf	GER	78	8	20.16	SB
5	FORTES Marco	POR	82	4	20.02	SB
6	BULANOV Aleksandr	RUS	89	7	19.70	
7	SCHMIDT Marco	GER	83	6	19.63	
8	ARRHENIUS Niklas	SWE	82	2	19.17	

	1	2	3	4	5	6
1	x	20.60	20.21	20.62	20.51	20.49
2	ALIC Hamza	x	x	20.34	x	19.56
3	PRÁŠIL Ladislav	19.22	19.72	20.29	x	19.92
4	BARTELS Ralf	19.75	x	19.94	x	20.16
5	FORTES Marco	x	19.90	x	19.70	20.02
6	BULANOV Aleksandr	18.77	19.36	x	x	19.70
7	SCHMIDT Marco	x	19.50	x	x	19.63
8	ARRHENIUS Niklas	x	18.76	18.70	19.17	x

 INTERNET Service: www.european-athletics.org

 Timing, Measurement & Data Service by  **OMEGA**

printed at FRI 1 MAR 2013 20:46

Page 13 of 27

Results

400m Women
Round 1
1 MAR 2013 / 11:00

Rank	Name	Nat	born	Lane	Result	
1	SHAKES-DRAYTON Perri	GBR	54	6	51.70	Q
2	CHILD Eilidh	GBR	58	6	52.05	Q
3	MOROSANU Angela	ROU	61	6	52.07	Q SB
4	ROSOLOVÁ Denisa	CZE	86	5	52.20	Q SB
5	USTALOVA Kseniya	RUS	88	5	52.23	Q
6	RÄSÄNEN Eila	FIN	94	4	52.37	q NR
7	HJELMER Moa	SWE	90	3	52.87	Q SB
8	GHAFOOR Madiea	NED	92	5	52.88	q
9	COX Shana	GBR	85	3	52.99	q
10	KLOSTER Line	NOR	90	3	53.15	q NR
11	HEJNOVÁ Zuzana	CZE	86	6	53.20	Q
12	ZEMLYAK Olha	UKR	90	4	53.26	SB
13	GAYOT Marie	FRA	89	5	53.49	Q
14	BOKESA Aauri Lorena	ESP	88	4	53.61	
15	SPACCA Maria Enrica	ITA	86	4	53.79	
16	PANAINTE Alina Andreea	ROU	88	3	53.98	
17	SPRUNGER Léa	SUI	90	2	54.45	
18	BAZZONI Chiara	ITA	84	2	54.55	
19	BANOVIC Anita	CRO	84	2	55.00	
20	SHAROYAN Amaliya	ARM	88	2	56.35	

400m Women
Heat 1/4
1 MAR 2013 / 11:00

Rank	Name	Nat	born	Lane	Reaction time	Result
1	SHAKES-DRAYTON Perri	GBR	54	6	0.209	51.70 Q
2	HJELMER Moa	SWE	90	3	0.206	52.87 Q SB
3	GHAFOOR Madiea	NED	92	5	0.200	52.88 q
4	SPACCA Maria Enrica	ITA	86	4	0.197	53.79
5	SPRUNGER Léa	SUI	90	2	0.155	54.45

Intermediate times: 200m 23.96 SHAKES-DRAYTON Perri (GBR)

400m Women
Heat 2/4
1 MAR 2013 / 11:06

Rank	Name	Nat	born	Lane	Reaction time	Result
1	MOROSANU Angela	ROU	61	6	0.184	52.07 Q SB
2	USTALOVA Kseniya	RUS	88	5	0.204	52.23 Q
3	COX Shana	GBR	85	3	0.175	52.99 q
4	ZEMLYAK Olha	UKR	90	4	0.179	53.26 SB
5	BAZZONI Chiara	ITA	84	2	0.152	54.55

Intermediate times: 200m 24.35 MOROSANU Angela (ROU)

Results

400m Women

Heat 3/4

1 MAR 2013 / 11:12

Rank	Name	Nat	born	Lane	Reaction time	Result
1	CHILD Eilidh	GBR	58	6	0.183	52.05 Q
2	ROSOLOVÁ Denisa	CZE	86	5	0.222	52.20 Q SB
3	RÄSÄNEN Eila	FIN	94	4	0.166	52.37 q NR
4	KLOSTER Line	NOR	90	3	0.172	53.15 q NR
5	BANOVIC Anita	CRO	84	2	0.192	55.00

Intermediate times: 200m 24.51 CHILD Eilidh (GBR)

400m Women

Heat 4/4

1 MAR 2013 / 11:18

Rank	Name	Nat	born	Lane	Reaction time	Result
1	HEJNOVÁ Zuzana	CZE	86	6	0.152	53.20 Q
2	GAYOT Marie	FRA	89	5	0.189	53.49 Q
3	BOKESA Aauri Lorena	ESP	88	4	0.217	53.61
4	PANAINTE Alina Andreea	ROU	88	3	0.190	53.98
5	SHAROYAN Amaliya	ARM	88	2	0.153	56.35

Intermediate times: 200m 25.07 HEJNOVÁ Zuzana (CZE)

Qualified: First 2 in each heat (Q) and 4 best performers (q) advance to the Semifinals

800m Women

Round 1

1 MAR 2013 / 17:40

Rank	Name	Nat	born	Lane	Result
1	KOTULSKAYA Yelena	RUS	88	4	2:02.35 Q
2	LUPU Nataliya	UKR	87	3	2:02.55 Q SB
3	MEADOWS Jennifer	GBR	81	5	2:02.88 Q
4	BÜCHEL Selina	SUI	91	6	2:03.24 q
5	GALLIGAN Rose-Anne	IRL	87	3	2:03.62 Q
6	LYAKHOVAYA Olha	UKR	92	1	2:04.12 Q
7	EVERARD Ciara	IRL	90	2	2:04.33 Q
8	KOLAROVA Teodora	BUL	81	2	2:04.53 q
9	HINRIKSDÓTTIR Anita	ISL	96	2	2:04.72 Q
10	ARZAMASOVA Marina	BLR	87	5	2:04.77 Q
11	MASNÁ Lenka	CZE	85	4	2:04.87 Q
12	HABOVSTIAKOVÁ Paula	SVK	88	5	2:04.93 q PB
13	ROSTKOWSKA Anna	POL	80	3	2:05.95
	BAGLIETTO Kim	GIB	92	4	DNF
	GEGA Luiza	ALB	88	6	DQ R 163.3b
	MILANI Marta	ITA	87	6	DQ R 163.3b

800m Women

Heat 1/3

1 MAR 2013 / 17:40

Rank	Name	Nat	born	Lane	Result
1	KOTULSKAYA Yelena	RUS	88	4	2:02.35 Q
2	LUPU Nataliya	UKR	87	3	2:02.55 Q SB
3	MEADOWS Jennifer	GBR	81	5	2:02.88 Q
4	BÜCHEL Selina	SUI	91	6	2:03.24 q
5	KOLAROVA Teodora	BUL	81	2	2:04.53 q

Intermediate times: 200m 29.37 KOLAROVA Teodora (BUL)
 400m 1:01.32 KOTULSKAYA Yelena (RUS)
 600m 1:32.26 KOTULSKAYA Yelena (RUS)

INTERNET Service: www.european-athletics.org

Timing, Measurement & Data Service by  OMEGA

printed at FRI 1 MAR 2013 20:46

Page 15 of 27

Results

800m Women
Heat 2/3
1 MAR 2013 / 17:46

Rank	Name	Nat	born	Lane	Result	
1	EVERARD Ciara	IRL	90	2	2:04.33	Q
2	ARZAMASOVA Marina	BLR	87	5	2:04.77	Q
3	MASNÁ Lenka	CZE	85	4	2:04.87	Q
4	ROSTKOWSKA Anna	POL	80	3	2:05.95	
	MILANI Marta	ITA	87	6	DQ	R 163.3b

Intermediate times: 200m 30.97 ARZAMASOVA Marina (BLR)
 400m 1:03.16 ARZAMASOVA Marina (BLR)
 600m 1:34.89 EVERARD Ciara (IRL)

800m Women
Heat 3/3
1 MAR 2013 / 17:52

Rank	Name	Nat	born	Lane	Result	
1	GALLIGAN Rose-Anne	IRL	87	3	2:03.62	Q
2	LYAKHOVAYA Olha	UKR	92	1	2:04.12	Q
3	HINRIKSDÓTTIR Anita	ISL	96	2	2:04.72	Q
4	HABOVSTIAKOVÁ Paula	SVK	88	5	2:04.93	q PB
	BAGLIETTO Kim	GIB	92	4	DNF	
	GE GA Luiza	ALB	88	6	DQ	R 163.3b

Intermediate times: 200m 28.79 HINRIKSDÓTTIR Anita (ISL)
 400m 59.80 HINRIKSDÓTTIR Anita (ISL)
 600m 1:32.33 BAGLIETTO Kim (GIB)

Qualified: First 3 in each heat (Q) and 3 best performers (q) advance to the Semifinals

Pentathlon Women
800m Women
1 MAR 2013 / 19:30

Rank	Name	Nat	born	Lane	Result	Points
1	MAKSIMAVA Yana	BLR	89	4	2:14.84	895
2	MELNYCHENKO Hanna	UKR	83	2	2:17.01	865
3	MÄCHTIG Julia	GER	86	5	2:17.47	858
4	FRANSEN Remona	NED	85	1	2:17.88	853
5	IKAUNIECE Laura	LAT	92	1	2:18.24	848
6	HALLIN Ellinore	SWE	87	2	2:18.37	846
7	LINDE Sofia	SWE	95	6	2:18.77	840
8	FYODOROVA Alina	UKR	89	4	2:20.36	819
9	NANA DJIMOU Ida Antoinette	FRA	85	5	2:20.62	815
10	NETSVIATAYEVA Katsiaryna	BLR	89	6	2:21.59	802
11	THIAM Nafissatou	BEL	94	3	2:25.64	749
	BROERSEN Nadine	NED	90	6	DQ	0 R 163.3b
	PUIU Beatrice	ROU	86	3	DQ	0 R 163.3b
	SPRUNGER Ellen	SUI	86	6	DNS	

Results

Pentathlon Women
800m Women - Heat 1/2
1 MAR 2013 / 19:30

Rank	Name	Nat	born	Lane	Result	Points
1	MÄCHTIG Julia	GER	86	5	2:17.47	858
2	IKAUNIECE Laura	LAT	92	1	2:18.24	848
3	HALLIN Ellinore	SWE	87	2	2:18.37	846
4	FYODOROVA Alina	UKR	89	4	2:20.36	819
6	NETSVIATAYEVA Katsiaryna	BLR	89	6	2:21.59	802
	PUIU Beatrice	ROU	86	3	DQ	0 R 163.3b
	SPRUNGER Ellen	SUI	86	6	DNS	

Intermediate times: 200m 31.83 PUIU Beatrice (ROU)
 400m 1:06.11 PUIU Beatrice (ROU)
 600m 1:42.00 HALLIN Ellinore (SWE)

Pentathlon Women
800m Women - Heat 2/2
1 MAR 2013 / 19:36

Rank	Name	Nat	born	Lane	Result	Points
1	MAKSIMAVA Yana	BLR	89	4	2:14.84	895
2	MELNYCHENKO Hanna	UKR	83	2	2:17.01	865
3	FRANSEN Remona	NED	85	1	2:17.88	853
4	LINDE Sofia	SWE	95	6	2:18.77	840
5	NANA DJIMOU Ida Antoinette	FRA	85	5	2:20.62	815
6	THIAM Nafissatou	BEL	94	3	2:25.64	749
	BROERSEN Nadine	NED	90	6	DQ	0 R 163.3b

Intermediate times: 200m 31.50 FRANSEN Remona (NED)
 400m 1:06.69 FRANSEN Remona (NED)
 600m 1:42.99 MAKSIMAVA Yana (BLR)

1500m Women
Round 1
1 MAR 2013 / 19:05

Rank	Name	Nat	born	Order	Result	
1	AREGAWI Abeba	SWE	90	3	4:11.38	Q
2	RODRÍGUEZ Natalia	ESP	79	7	4:12.25	Q
3	MUIR Laura	GBR	93	3	4:12.36	Q PB
4	KAREIVA Natallia	BLR	85	6	4:12.41	Q SB
5	PODOSENOVA Svetlana	RUS	88	2	4:12.41	q
6	SOBOLEVA Yelena	RUS	82	2	4:12.61	q
7	VIOLA Giulia	ITA	91	6	4:13.80	q PB
8	CICHOCKA Angelika	POL	88	4	4:14.00	
9	MACÍAS Isabel	ESP	84	4	4:14.72	Q
10	BRONIATOWSKA Katarzyna	POL	90	5	4:14.78	Q
11	SHCHAGINA Anna	RUS	91	3	4:14.89	
12	JELIZAROVA Polina	LAT	89	4	4:15.10	NR
13	TARPLEE Claire	IRL	88	1	4:15.16	
14	URBANIK Danuta	POL	89	1	4:15.29	
15	MAGNANI Margherita	ITA	87	7	4:15.85	
16	SUJEW Diana	GER	90	2	4:17.27	
17	DANEKOVA Silvia	BUL	83	1	4:17.62	
18	SUJEW Elina	GER	90	5	4:17.81	
19	SCHÖNBECK Charlotte	SWE	84	6	4:18.52	
20	MIŠMAŠ Maruša	SLO	94	5	4:27.45	

Results

1500m Women
Heat 1/3
1 MAR 2013 / 19:05

Rank	Name	Nat	born	Order	Result	
1	RODRÍGUEZ Natalia	ESP	79	7	4:12.25	Q
2	MUIR Laura	GBR	93	3	4:12.36	Q PB
3	SOBOLEVA Yelena	RUS	82	2	4:12.61	q
4	VIOLA Giulia	ITA	91	6	4:13.80	q PB
5	JELIZAROVA Polina	LAT	89	4	4:15.10	NR
6	URBANIK Danuta	POL	89	1	4:15.29	
7	MISMAŠ Maruša	SLO	94	5	4:27.45	

Intermediate times: 400m 1:07.67 SOBOLEVA Yelena (RUS)
 800m 2:15.18 SOBOLEVA Yelena (RUS)
 1200m 3:23.23 SOBOLEVA Yelena (RUS)

1500m Women
Heat 2/3
1 MAR 2013 / 19:13

Rank	Name	Nat	born	Order	Result	
1	AREGAWI Abeba	SWE	90	3	4:11.38	Q
2	KAREIVA Natallia	BLR	85	6	4:12.41	Q SB
3	PODOSENOVA Svetlana	RUS	88	2	4:12.41	q
4	CICHOCKA Angelika	POL	88	4	4:14.00	
5	MAGNANI Margherita	ITA	87	7	4:15.85	
6	DANEKOVA Silvia	BUL	83	1	4:17.62	
7	SUJEW Elina	GER	90	5	4:17.81	

Intermediate times: 400m 1:08.81 AREGAWI Abeba (SWE)
 800m 2:16.77 AREGAWI Abeba (SWE)
 1200m 3:22.51 AREGAWI Abeba (SWE)

1500m Women
Heat 3/3
1 MAR 2013 / 19:21

Rank	Name	Nat	born	Order	Result	
1	MACÍAS Isabel	ESP	84	4	4:14.72	Q
2	BRONIATOWSKA Katarzyna	POL	90	5	4:14.78	Q
3	SHCHAGINA Anna	RUS	91	3	4:14.89	
4	TARPLEE Claire	IRL	88	1	4:15.16	
5	SUJEW Diana	GER	90	2	4:17.27	
6	SCHÖNBECK Charlotte	SWE	84	6	4:18.52	

Intermediate times: 400m 1:11.11 SUJEW Diana (GER)
 800m 2:19.36 SUJEW Diana (GER)
 1200m 3:26.49 SUJEW Diana (GER)

Qualified: First 2 in each heat (Q) and 3 best performers (q) advance to the Final

Results

Pentathlon Women

60m Hurdles Women

1 MAR 2013 / 10:00

Rank	Name	Nat	born	Lane	Result	Points
1	NANA DJIMOU Ida Antoinette	FRA	85	3	8.12	1102
2	MELNYCHENKO Hanna	UKR	83	6	8.27	1068
3	BROERSEN Nadine	NED	90	7	8.32	1057
4	SPRUNGER Ellen	SUI	86	4	8.32	1057
5	LINDE Sofia	SWE	95	5	8.36	1048
6	FRANSEN Remona	NED	85	4	8.43	1032
7	HALLIN Ellinore	SWE	87	6	8.43	1032
8	PUIU Beatrice	ROU	86	8	8.59	997
9	BOLSHOVA Yekaterina	RUS	88	1	8.61	993
10	THIAM Nafissatou	BEL	94	3	8.63	989
11	MAKSIMAVA Yana	BLR	89	7	8.63	989
12	NETSVIATAYEVA Katsiaryna	BLR	89	5	8.65	984
13	IKAUNIECE Laura	LAT	92	2	8.67	980
14	FYODOROVA Alina	UKR	89	2	8.79	954
15	MÄCHTIG Julia	GER	86	8	8.95	920

Pentathlon Women

60m Hurdles Women - Heat 1/2

1 MAR 2013 / 10:00

Rank	Name	Nat	born	Lane	Reaction time	Result	Points
1	FRANSEN Remona	NED	85	4	0.174	8.43	1032
2	HALLIN Ellinore	SWE	87	6	0.172	8.43	1032
3	THIAM Nafissatou	BEL	94	3	0.194	8.63	989
4	MAKSIMAVA Yana	BLR	89	7	0.189	8.63	989
5	NETSVIATAYEVA Katsiaryna	BLR	89	5	0.193	8.65	984
6	FYODOROVA Alina	UKR	89	2	0.174	8.79	954
7	MÄCHTIG Julia	GER	86	8	0.235	8.95	920

Pentathlon Women

60m Hurdles Women - Heat 2/2

1 MAR 2013 / 10:07

Rank	Name	Nat	born	Lane	Reaction time	Result	Points
1	NANA DJIMOU Ida Antoinette	FRA	85	3	0.170	8.12	1102
2	MELNYCHENKO Hanna	UKR	83	6	0.131	8.27	1068
3	BROERSEN Nadine	NED	90	7	0.172	8.32	1057
4	SPRUNGER Ellen	SUI	86	4	0.150	8.32	1057
5	LINDE Sofia	SWE	95	5	0.165	8.36	1048
6	PUIU Beatrice	ROU	86	8	0.154	8.59	997
7	BOLSHOVA Yekaterina	RUS	88	1	0.154	8.61	993
8	IKAUNIECE Laura	LAT	92	2	0.177	8.67	980

Results

60m Hurdles Women

Round 1

1 MAR 2013 / 11:30

Rank	Name	Nat	born	Lane	Result	
1	YANIT Nevin	TUR	86	6	8.01	Q
2	TALAY Alina	BLR	89	8	8.02	Q
3	BORSI Veronica	ITA	87	5	8.05	Q
3	ÓROURKE Derval	IRL	81	7	8.05	Q SB
5	KONDAKOVA Yuliya	RUS	81	1	8.07	Q
6	ŠKROBÁKOVÁ Lucie	CZE	82	4	8.07	Q
7	AERTS Sara	BEL	84	3	8.07	Q
8	BERINGS Eline	BEL	86	4	8.08	Q
9	CARAVELLI Marzia	ITA	81	8	8.09	Q
9	CATTANEO Micol	ITA	82	2	8.09	Q =SB
11	TOPILINA Svetlana	RUS	85	6	8.10	Q
12	BAKKER Sharon	NED	90	1	8.11	Q
13	HILDEBRAND Nadine	GER	87	8	8.12	q
14	NEZIRI Nooralotta	FIN	92	6	8.13	q
15	PEDERSEN Isabelle	NOR	92	7	8.18	q PB
16	PLATITSYNA Hanna	UKR	87	5	8.20	q
16	VITAL Eva	POR	92	2	8.20	PB
18	ZBÁREN Noemi	SUI	94	4	8.21	PB
19	LONCAREK Ivana	CRO	91	7	8.22	PB
19	OKORI Reina-Flor	FRA	80	3	8.22	
21	HARALA Lotta	FIN	92	2	8.23	
21	LEINONEN Elisa	FIN	87	5	8.23	
23	TOMIC Marina	SLO	83	1	8.34	
	DECAUX Alice	FRA	85	3	DQ	R 162.7

60m Hurdles Women

Heat 1/3

1 MAR 2013 / 11:30

Rank	Name	Nat	born	Lane	Reaction time	Result	
1	YANIT Nevin	TUR	86	6	0.192	8.01	Q
2	ÓROURKE Derval	IRL	81	7	0.133	8.05	Q SB
3	BERINGS Eline	BEL	86	4	0.136	8.08	Q
4	CARAVELLI Marzia	ITA	81	8	0.159	8.09	Q
5	VITAL Eva	POR	92	2	0.136	8.20	PB
6	LEINONEN Elisa	FIN	87	5	0.159	8.23	
7	TOMIC Marina	SLO	83	1	0.150	8.34	
	DECAUX Alice	FRA	85	3	F1	DQ	R 162.7


60m Hurdles Women

Heat 2/3

1 MAR 2013 / 11:37

Rank	Name	Nat	born	Lane	Reaction time	Result	
1	KONDAKOVA Yuliya	RUS	81	1	0.172	8.07	Q
2	ŠKROBÁKOVÁ Lucie	CZE	82	4	0.169	8.07	Q
3	AERTS Sara	BEL	84	3	0.149	8.07	Q
4	CATTANEO Micol	ITA	82	2	0.159	8.09	Q =SB
5	HILDEBRAND Nadine	GER	87	8	0.152	8.12	q
6	NEZIRI Nooralotta	FIN	92	6	0.147	8.13	q
7	PLATITSYNA Hanna	UKR	87	5	0.173	8.20	q
8	LONCAREK Ivana	CRO	91	7	0.151	8.22	PB

INTERNET Service: www.european-athletics.org

Timing, Measurement & Data Service by  OMEGA

printed at FRI 1 MAR 2013 20:46

Page 20 of 27

Results

60m Hurdles Women

Heat 3/3

1 MAR 2013 / 11:44

Rank	Name	Nat	born	Lane	Reaction time	Result
1	TALAY Alina	BLR	89	8	0.161	8.02 Q
2	BORSI Veronica	ITA	87	5	0.224	8.05 Q
3	TOPILINA Svetlana	RUS	85	6	0.162	8.10 Q
4	BAKKER Sharona	NED	90	1	0.137	8.11 Q
5	PEDERSEN Isabelle	NOR	92	7	0.171	8.18 q PB
6	ZBÄREN Noemi	SUI	94	4	0.173	8.21 PB
7	OKORI Reina-Flor	FRA	80	3	0.149	8.22
8	HARALA Lotta	FIN	92	2	0.164	8.23

Qualified: First 4 in each heat (Q) and 4 best performers (q) advance to the Semifinals

60m Hurdles Women

Semifinal

1 MAR 2013 / 18:20

Rank	Name	Nat	born	Lane	Result
1	YANIT Nevin	TUR	86	5	7.94 Q NR
2	BORSI Veronica	ITA	87	6	7.96 Q NR
3	BERINGS Eline	BEL	86	4	7.98 Q
4	KONDAKOVA Yuliya	RUS	81	3	8.00 Q
4	ÓROURKE Derval	IRL	81	3	8.00 Q SB
6	TALAY Alina	BLR	89	4	8.02 Q
7	BAKKER Sharona	NED	90	7	8.05 SB
8	CATTANEO Micol	ITA	82	8	8.08 Q SB
9	NEZIRI Nooralotta	FIN	92	7	8.09 Q
10	ŠKROBÁKOVÁ Lucie	CZE	82	6	8.09
11	HILDEBRAND Nadine	GER	87	2	8.11
12	TOPILINA Svetlana	RUS	85	8	8.11
13	CARAVELLI Marzia	ITA	81	2	8.12
14	AERTS Sara	BEL	84	5	8.14
15	PLATITSYNA Hanna	UKR	87	1	8.16 PB
16	PEDERSEN Isabelle	NOR	92	1	8.22

60m Hurdles Women

Semifinal 1/2

1 MAR 2013 / 18:20

Rank	Name	Nat	born	Lane	Reaction time	Result
1	KONDAKOVA Yuliya	RUS	81	3	0.161	8.00 Q
2	TALAY Alina	BLR	89	4	0.170	8.02 Q
3	CATTANEO Micol	ITA	82	8	0.133	8.08 Q SB
4	NEZIRI Nooralotta	FIN	92	7	0.146	8.09 Q
5	ŠKROBÁKOVÁ Lucie	CZE	82	6	0.158	8.09
6	CARAVELLI Marzia	ITA	81	2	0.155	8.12
7	AERTS Sara	BEL	84	5	0.156	8.14
8	PEDERSEN Isabelle	NOR	92	1	0.163	8.22

Results

60m Hurdles Women

Semifinal 2/2

1 MAR 2013 / 18:27

Rank	Name	Nat	born	Lane	Reaction time	Result		
1	YANIT Nevin	TUR	86	5	0.179	7.94	Q	NR
2	BORSI Veronica	ITA	87	6	0.206	7.96	Q	NR
3	BERINGS Eline	BEL	86	4	0.130	7.98	Q	
4	ÓROURKE Derval	IRL	81	3	0.139	8.00	Q	SB
5	BAKKER Sharona	NED	90	7	0.108	8.05		SB
6	HILDEBRAND Nadine	GER	87	2	0.151	8.11		
7	TOPILINA Svetlana	RUS	85	8	0.151	8.11		
8	PLATITSYNA Hanna	UKR	87	1	0.170	8.16		PB

Qualified: First 4 in each heat (Q) advance to the Final

60m Hurdles Women

Final

1 MAR 2013 / 19:55

Rank	Name	Nat	born	Lane	Reaction time	Result		
1	YANIT Nevin	TUR	86	3	0.158	7.89		NR,EL
2	TALAY Alina	BLR	89	5	0.154	7.94		=PB
3	BORSI Veronica	ITA	87	4	0.176	7.94		NR
4	ÓROURKE Derval	IRL	81	2	0.141	7.95		SB
5	KONDAKOVA Yuliya	RUS	81	6	0.159	7.99		
6	BERINGS Eline	BEL	86	8	0.127	8.08		
7	CATTANEO Micol	ITA	82	7	0.180	8.11		
8	NEZIRI Nooralotta	FIN	92	1	0.143	8.19		

Pentathlon Women

High Jump Women

1 MAR 2013 / 10:40

Rank	Name	Nat	born	Order	Result	Points
1	MAKSIMAVA Yana	BLR	89	13	1.90	1106
2	THIAM Nafissatou	BEL	94	4	1.87	1067
3	BROERSEN Nadine	NED	90	1	1.84	1029
4	FRANSEN Remona	NED	85	15	1.81	991
5	MELNYCHENKO Hanna	UKR	83	5	1.81	991
6	LINDE Sofia	SWE	95	10	1.78	953
7	FYODOROVA Alina	UKR	89	14	1.78	953
8	BOLSHOVA Yekaterina	RUS	88	6	1.78	953
9	IKAUNIECE Laura	LAT	92	9	1.75	916
10	MÄCHTIG Julia	GER	86	11	1.75	916
11	NANA DJIMOU Ida Antoinette	FRA	85	2	1.75	916
12	HALLIN Ellinore	SWE	87	12	1.72	879
12	PUIU Beatrice	ROU	86	3	1.72	879
14	SPRUNGER Ellen	SUI	86	7	1.69	842
15	NETSVIATAYEVA Katsiaryna	BLR	89	8	1.69	842

Results

High Jump Women (cont.)

High Jump Women	1.60	1.63	1.66	1.69	1.72	1.75	1.78	1.81	1.84	1.87	1.90	1.93
1	MAKSIMAVA Yana	-	-	-	-	-	o	o	o	xo	xxo	xxx
2	THIAM Nafissatou	-	-	-	-	o	o	o	xo	xxo	xxx	
3	BROERSEN Nadine	-	-	-	-	o	o	xo	o	xxx		
4	FRANSEN Remona	-	-	-	o	o	o	o	xxx			
5	MELNYCHENKO Hanna	-	-	-	o	o	o	xxo	xxx			
6	LINDE Sofia	-	o	o	o	xo	o	o	xxx			
7	FYODOROVA Alina	-	-	-	xo	o	o	xo	xxx			
8	BOLSHOVA Y	-	-	-	-	o	xo	xxo	xxx			
9	IKAUNIECE Laura	-	-	-	-	-	o	xxx				
10	MÄCHTIG Julia	-	-	o	o	o	xo	xxx				
11	NANA DJIMOU I	-	-	o	-	xo	xo	xxx				
12	HALLIN Ellinore	o	o	o	o	o	o	xxx				
12	PUJU Beatrice	o	o	o	o	o	xxx					
14	SPRUNGER Ellen	o	o	xxo	xo	xxx						
15	NETSVIATAYEVA K	o	o	o	xxo	xxx						

Pole Vault Women

Qualification


1 MAR 2013 / 17:15

Rank	Name	Nat	born	Order	Result
1	SAVCHENKO Anastasiya	RUS	89	4	4.56 Q
2	BLEASDALE Holly	GBR	91	18	4.56 Q
3	SVOBODOVÁ Jirina	CZE	86	20	4.56 Q
4	SIDOROVA Anzhelika	RUS	91	19	4.56 Q =PB
5	ZHUK-KRASNOVA Angelina	RUS	91	15	4.46 q
6	GADSCHIEW Kristina	GER	84	12	4.46 q
6	ROGOWSKA Anna	POL	81	1	4.46 q
8	BAUER Katharina	GER	90	8	4.46 q PB
9	BENGTSSON Angelica	SWE	93	7	4.46 SB
10	KIRIAKOPOULOU Nikolía	GRE	86	17	4.36
10	MALÁCOVÁ Romana	CZE	87	13	4.36
12	BRUNI Roberta	ITA	94	10	4.36
13	NIKKANEN Minna	FIN	88	11	4.36
13	STEFANÍDI Ekateríni	GRE	90	2	4.36
15	DAHLSTRÖM Malin	SWE	89	3	4.16
15	HOLM Caroline Bonde	DEN	90	9	4.16
15	LARSÅSEN Cathrine	NOR	86	16	4.16
15	LEDÁKI Stélla-Iró	GRE	88	6	4.16
15	PENA Tori	IRL	87	5	4.16
20	BENECCHI Giorgia	ITA	89	14	4.16

		3.96	4.16	4.36	4.46	4.56
1	SAVCHENKO A	-	-	o	o	o
2	BLEASDALE Holly	-	-	xo	o	o
3	SVOBODOVÁ Jirina	-	-	o	o	xo
4	SIDOROVA Anzhelika	-	o	o	xo	xo
5	ZHUK-KRASNOVA A	-	o	o	o	xx-
6	GADSCHIEW Kristina	-	-	xo	o	xx-
6	ROGOWSKA Anna	-	-	xo	o	xxx
8	BAUER Katharina	-	xo	o	xxo	xx-
9	BENGTSSON Angelica	-	xxo	o	xxo	xxx
10	KIRIAKOPOULOU N	-	o	xo	xxx	
10	MALÁCOVÁ Romana	-	o	xo	xxx	
12	BRUNI Roberta	-	xo	xo	xxx	
13	NIKKANEN Minna	-	o	xxo	xxx	
13	STEFANÍDI E	-	o	xxo	xxx	
15	DAHLSTRÖM Malin	-	o	xxx		
15	HOLM C	-	o	xxx		
15	LARSÅSEN Cathrine	-	o	xxx		
15	LEDÁKI Stélla-Iró	o	o	xxx		
15	PENA Tori	-	o	xxx		
20	BENECCHI Giorgia	o	xo	xxx		

Qualified: qualifying perf. 4.56 (Q) or 8 best performers (q) to the advance to the Final

INTERNET Service: www.european-athletics.org

Timing, Measurement & Data Service by  OMEGA

printed at FRI 1 MAR 2013 20:46

Page 23 of 27

Results


Long Jump Women
Qualification
1 MAR 2013 / 10:05

Rank	Name	Nat	born	Order	Result
1	KLISHINA Darya	RUS	91	13	6.62 q
2	JARDER Erica	SWE	86	6	6.61 q PB
2	PROCTOR Shara	GBR	88	7	6.61 q
4	LESUEUR Éloyse	FRA	88	17	6.60 q
5	ŠPANOVIĆ Ivana	SRB	90	8	6.59 q
6	KUCHERENKO Olga	RUS	85	11	6.54 q
7	MOKHNYUK Anastasiya	UKR	91	10	6.52 q
8	DEIAC Cornelia	ROU	88	1	6.52 q
9	DENYAEVA Svetlana	RUS	91	4	6.50
10	SUDARAVA Volha	BLR	84	16	6.43
11	ROTARU Alina	ROU	93	19	6.39
12	MEDGYESOVÁ Renata	SVK	83	5	6.35 SB
13	GRIVA Lauma	LAT	84	18	6.34
14	BAUSCHKE Melanie	GER	88	9	6.19
15	VELDÁKOVÁ Jana	SVK	81	12	6.17
16	VOSS Stefanie	GER	89	14	6.12
17	MARINCU Florentina	ROU	96	3	5.98
18	SINMEZ SERBEST Sevim	TUR	87	15	5.97
19	LIBOÀ Giulia	ITA	93	2	5.94

	1	2	3
1	KLISHINA Darya	6.62	6.58
2	JARDER Erica	x	6.61
2	PROCTOR Shara	6.61	-
4	LESUEUR Éloyse	6.60	-
5	ŠPANOVIĆ Ivana	6.59	-
6	KUCHERENKO Olga	6.48	6.42
7	MOKHNYUK A	6.47	6.19
8	DEIAC Cornelia	x	6.46
9	DENYAEVA Svetlana	5.74	6.44
10	SUDARAVA Volha	6.01	6.28
11	ROTARU Alina	6.30	6.39
12	MEDGYESOVÁ Renata	6.35	6.17
13	GRIVA Lauma	6.26	6.18
14	BAUSCHKE Melanie	6.16	6.19
15	VELDÁKOVÁ Jana	x	6.17
16	VOSS Stefanie	x	6.12
17	MARINCU Florentina	x	5.98
18	SINMEZ SERBEST S	x	5.97
19	LIBOÀ Giulia	x	5.94

Qualified: qualifying perf. 6.65 (Q) or 8 best performers (q) to the advance to the Final

 INTERNET Service: www.european-athletics.org

 Timing, Measurement & Data Service by  OMEGA

printed at FRI 1 MAR 2013 20:46

Page 24 of 27

Results

Pentathlon Women
Long Jump Women
1 MAR 2013 / 17:01

Rank	Name	Nat	born	Order	Result	Points
1	NANA DJIMOU Ida Antoinette	FRA	85	12	6.32	949
2	FRANSEN Remona	NED	85	11	6.29	940
3	PUIU Beatrice	ROU	86	7	6.19	908
4	THIAM Nafissatou	BEL	94	14	6.17	902
5	MELNYCHENKO Hanna	UKR	83	13	6.17	902
6	LINDE Sofia	SWE	95	15	6.12	887
7	BROERSEN Nadine	NED	90	8	6.11	883
8	FYODOROVA Alina	UKR	89	5	6.03	859
9	MÄCHTIG Julia	GER	86	2	5.98	843
10	HALLIN Ellinore	SWE	87	9	5.97	840
11	MAKSIMAVA Yana	BLR	89	6	5.94	831
12	IKAUNIECE Laura	LAT	92	3	5.92	825
13	SPRUNGER Ellen	SUI	86	10	5.75	774
14	NETSVIATAYEVA Katsiaryna	BLR	89	1	5.55	715
	BOLSHOVA Yekaterina	RUS	88	4	DNS	

	1	2	3	
1	NANA DJIMOU I	6.10	6.25	6.32
2	FRANSEN Remona	x	6.10	6.29
3	PUIU Beatrice	5.83	x	6.19
4	THIAM Nafissatou	6.06	6.17	6.02
5	MELNYCHENKO Hanna	5.44	6.17	x
6	LINDE Sofia	5.70	6.12	x
7	BROERSEN Nadine	5.78	x	6.11
8	FYODOROVA Alina	5.99	x	6.03
9	MÄCHTIG Julia	5.54	5.98	x
10	HALLIN Ellinore	x	5.97	5.73
11	MAKSIMAVA Yana	5.94	x	5.81
12	IKAUNIECE Laura	5.92	5.84	5.80
13	SPRUNGER Ellen	5.75	4.48	-
14	NETSVIATAYEVA K	x	5.47	5.55
	BOLSHOVA Y			

Results

Triple Jump Women
Qualification
1 MAR 2013 / 18:40

Rank	Name	Nat	born	Order	Result	
1	SALADUHA Olha	UKR	83	10	14.47	Q
2	GUMENYUK Irina	RUS	88	21	14.30	Q
3	LA MANTIA Simona	ITA	83	6	14.24	Q SB
4	MOSINA Veronika	RUS	90	15	14.17	Q
5	MAMONA Patricia	POR	88	9	13.99	q NR
6	ALDAMA Yamilé	GBR	72	14	13.92	q SB
7	ELBE Jenny	GER	90	16	13.88	q
8	SARRAPIO Patricia	ESP	82	17	13.85	q
9	DOLGACHEVA Viktoriya	RUS	91	8	13.83	
10	VELDÁKOVÁ Dana	SVK	81	11	13.82	
11	DODOVA Gita	BUL	82	18	13.75	
12	COSTA Susana	POR	84	7	13.74	
13	PANÉTA Niki	GRE	86	2	13.55	
14	DZINDZALETAITE Dovile	LTU	93	20	13.53	SB
15	BUJIN Cristina	ROU	88	19	13.47	
16	DZIATSUK Kseniya	BLR	86	13	13.46	
17	MATULE Santa	LAT	92	3	13.33	PB
18	TSYHOTSKA Ruslana	UKR	86	12	13.10	
19	BRATKIC Maja	SLO	91	4	12.99	
	SERBEZOVA Nina	CYP	81	1	NM	
	SINMEZ SERBEST Sevim	TUR	87	5	NM	

	1	2	3
1	SALADUHA Olha	14.47	
2	GUMENYUK Irina	14.30	
3	LA MANTIA Simona	14.24	
4	MOSINA Veronika	13.78	14.17
5	MAMONA Patricia	13.90	x 13.99
6	ALDAMA Yamilé	13.92	x x
7	ELBE Jenny	13.43	13.88 13.45
8	SARRAPIO Patricia	x	13.62 13.85
9	DOLGACHEVA V	13.83	x x
10	VELDÁKOVÁ Dana	x	13.82 13.76
11	DODOVA Gita	13.62	13.75 13.50
12	COSTA Susana	13.65	13.74 x
13	PANÉTA Niki	x	13.36 13.55
14	DZINDZALETAITE D	x	13.22 13.53
15	BUJIN Cristina	13.47	x 13.40
16	DZIATSUK Kseniya	x	13.46 x
17	MATULE Santa	x	13.33 13.15
18	TSYHOTSKA Ruslana	13.10	x 12.76
19	BRATKIC Maja	11.49	12.99
	SERBEZOVA Nina	x	-
	SINMEZ SERBEST S	x	x

Qualified: qualifying perf. 14.10 (Q) or 8 best performers (q) to the advance to the Final

Results

Pentathlon Women
Shot Put Women
1 MAR 2013 / 12:40


Rank	Name	Nat	born	Order	Result	Points
1	MÄCHTIG Julia	GER	86	4	15.97	926
2	NANA DJIMOU Ida Antoinette	FRA	85	6	15.35	884
3	MAKSIMAVA Yana	BLR	89	2	14.65	837
4	FYODOROVA Alina	UKR	89	5	14.62	835
5	LINDE Sofia	SWE	95	14	14.14	803
6	THIAM Nafissatou	BEL	94	12	13.88	786
7	MELNYCHENKO Hanna	UKR	83	15	13.82	782
8	PUIU Beatrice	ROU	86	11	13.74	777
9	HALLIN Ellinore	SWE	87	8	13.71	775
10	FRANSEN Remona	NED	85	7	13.42	755
11	NETSVIATAYEVA Katsiaryna	BLR	89	9	13.33	749
12	BROERSEN Nadine	NED	90	13	13.16	738
13	BOLSHOVA Yekaterina	RUS	88	1	12.00	661
14	SPRUNGER Ellen	SUI	86	3	11.91	655
15	IKAUNIECE Laura	LAT	92	10	11.91	655

	1	2	3	
1	MÄCHTIG Julia	15.97	x	15.42
2	NANA DJIMOU I	13.70	14.75	15.35
3	MAKSIMAVA Yana	13.84	x	14.65
4	FYODOROVA Alina	14.47	14.62	14.36
5	LINDE Sofia	11.70	12.33	14.14
6	THIAM Nafissatou	13.34	13.88	12.81
7	MELNYCHENKO Hanna	13.57	13.82	x
8	PUIU Beatrice	13.69	x	13.74
9	HALLIN Ellinore	x	13.45	13.71
10	FRANSEN Remona	13.42	13.23	x
11	NETSVIATAYEVA K	13.33	x	x
12	BROERSEN Nadine	13.16	13.07	x
13	BOLSHOVA Y	12.00	r	
14	SPRUNGER Ellen	11.52	11.91	11.87
15	IKAUNIECE Laura	11.34	11.91	11.78

Pentathlon Women
Final
1 MAR 2013

Rank	Name	Nat	born	Order	total	
1	NANA DJIMOU Ida Antoinette	FRA	85	4	4666	
2	MAKSIMAVA Yana	BLR	89	12	4658	PB
3	MELNYCHENKO Hanna	UKR	83	14	4608	
4	FRANSEN Remona	NED	85	7	4571	SB
5	LINDE Sofia	SWE	95	9	4531	PB
6	THIAM Nafissatou	BEL	94	2	4493	
7	MÄCHTIG Julia	GER	86	8	4463	SB
8	FYODOROVA Alina	UKR	89	11	4420	
9	HALLIN Ellinore	SWE	87	6	4372	PB
10	IKAUNIECE Laura	LAT	92	5	4224	
11	NETSVIATAYEVA Katsiaryna	BLR	89	3	4092	
12	BROERSEN Nadine	NED	90	15	3707	
13	PUIU Beatrice	ROU	86	1	3561	
	SPRUNGER Ellen	SUI	86	13	DNF	
	BOLSHOVA Yekaterina	RUS	88	10	DNF	

 INTERNET Service: www.european-athletics.org

 Timing, Measurement & Data Service by  OMEGA

printed at FRI 1 MAR 2013 20:46

Page 27 of 27