


Hall of Famers

In 1971, the Fordham University athletic department began honoring former athletes, coaches and administrators for their past athletic achievements. Members are honored at the Winter Homecoming with a plaque bearing their image, their sports participated in, their year of graduation, and year of induction. Membership stands at 341 with 41 of those associated with men's basketball, all of whom are listed below.

Player	Class of	Entered
Frank Adams	1929	1975
John Andariese	1960	1978
George Babich	1943	1981



John Andariese

John Bach	1948	1974
John Brady	1959	1990
Darryl Brown	1975	1987
John Burik	1971	1981
Kenneth Charles	1973	1980
Frederick Christ	1952	1982
Ed Conlin	1955	1973
James Cunningham	1958	1976
Ed DeGroat	1959	1989



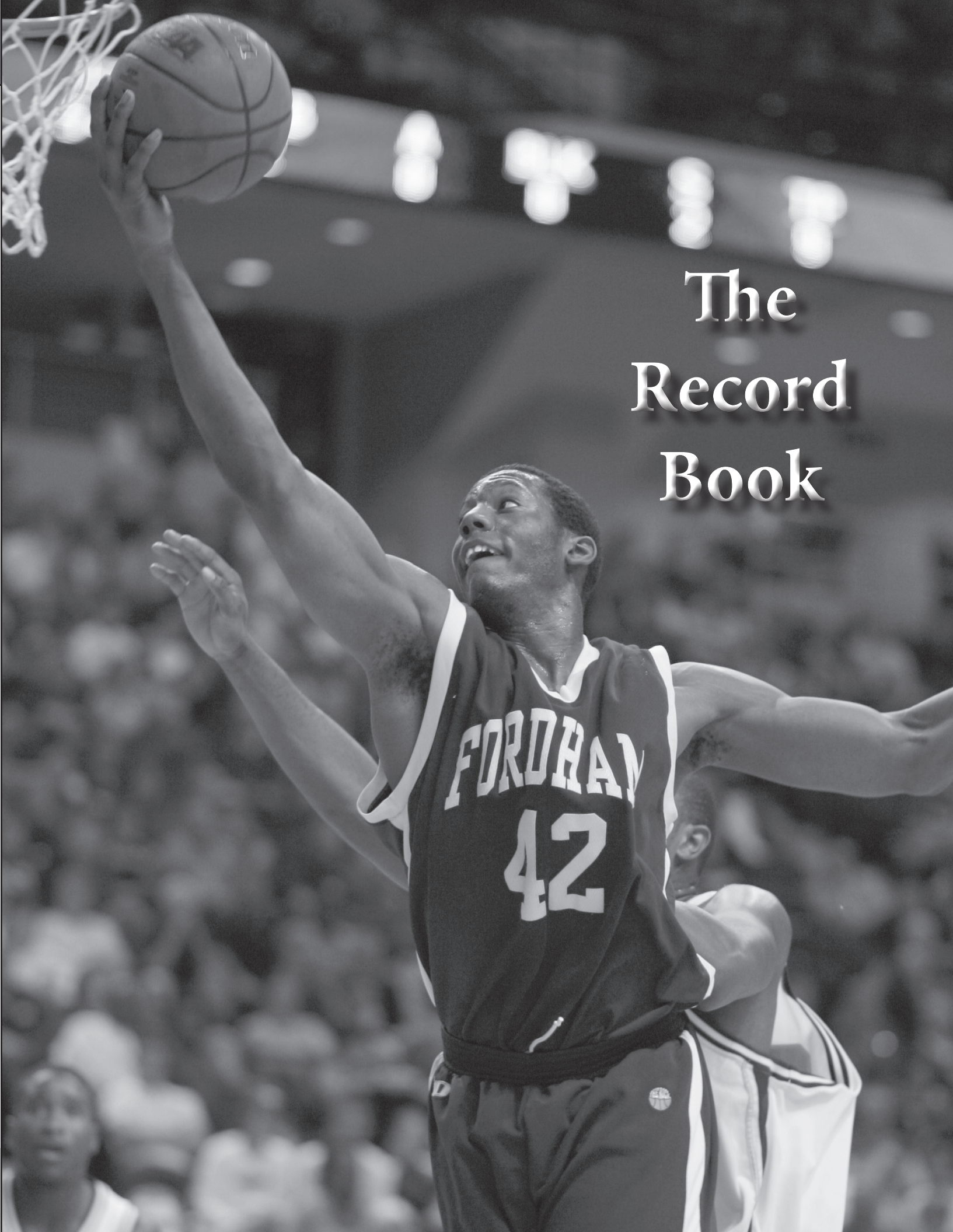
John Bach

Player	Class of	Entered
Frank Dougherty	1929	1978
Fred Herzog	1992	1999
Jerry Hobbie	1985	2006
Anthony Karpowich	1947	1976
Edward Kelleher		1972
William Langheld	1968	1980
Alan Larkin	1954	1990
Damon Lopez	1991	2008
Dan Lyons	1955	1979
Bill Mainor	1971	1992
Jim Manhardt	1964	1991
David Maxwell	1983	1997
Bill McCadney	1958	1990
Anthony McIntosh	1985	1998
Robert Melvin	1963	1977
Robert Mullens	1944	1975
Bob Mulvihill	1948	1992
Edward Parchinski	1954	1991
Joseph Paterno	1989	1995
Jerry Pepper	1934	1981
Jean Prioleau	1992	2000
Daniel Rinaldo	1935	1982
Bevon Robin	2001	2007
Thomas Rohan	1926	1977
Gerard Smith	1950	1981
John Stevens	1965	1991
Thomas Sullivan	1973	1986
Charles Yelverton	1971	1979
George Zambetti	1972	1993



Jean Prioleau

The Record Book



Fordham University All-Time Leading Scorers

1. Ed Conlin.....1951-55.....1,886	23. John Brady.....1956-59.....1,119
2. Bryant Dunston.....2004-08.....1,832	24. Damon Lopez.....1988-91.....1,101
3. Bevon Robin.....1997-2001.....1,793	25. Gerry Smith.....1946-49.....1,079
4. Joe Paterno.....1985-89.....1,776	26. Dan Lyons.....1951-55.....1,077
5. Jim Cunningham.....1955-58.....1,744	27. Dan O'Sullivan.....1986-90.....1,073
6. Marcus Stout.....2004-08.....1,709	28. Dud Tongal.....1978-82.....1,062
7. Ken Charles.....1970-73.....1,697	29. Sanford Jenkins.....1988-92.....1,052
8. Brenton Butler.....2006-11.....1,524	30. Fred Christ.....1949-52.....1,037
9. Jean Prioleau.....1988-92.....1,442	31. David Buckner.....1989-93.....1,027
10. Fred Herzog.....1987-92.....1,435	32. Bill Mainor.....1968-71.....1,024
11. Chris Gaston.....2009.....1,428	33. Bill Carlson.....1949-52.....1,019
12. Charlie Yelverton.....1968-71.....1,372	34. Tom Parrotta.....1984-88.....998
13. Bob Melvin.....1960-63.....1,323	35. Andre McClendon.....1986-90.....996
Bill Langheld.....1965-68.....1,323	Mark Murphy.....1979-83.....996
14. Dave Maxwell.....1980-83.....1,278	36. John Andariese.....1957-60.....961
15. Tony McIntosh.....1981-85.....1,238	37. Sherwin Content.....1990-94.....956
16. Darryl Brown.....1972-75.....1,233	38. Len Zandy.....1963-66.....951
17. Michael Haynes.....2000-04.....1,228	39. Ed Parchinski.....1951-54.....947
18. Jason Harris.....1997-2001.....1,218	40. Bill McCadney.....1955-58.....924
19. Steve Samuels.....1980-85.....1,182	41. Ed Bona.....1979-83.....908
20. Jermaine Anderson.....2002-06.....1,178	42. Joe Franco.....1983-87.....906
21. Jim Manhardt.....1961-64.....1,147	43. Jerry Hobbie.....1981-85.....904
22. John Stevens.....1962-65.....1,128	44. Tom Kavanaugh.....1976-79.....904



Ed Conlin




Fred Herzog

ALL-TIME LEADING REBOUNDERS


1. Ed Conlin.....1951-55.....1,930	12. Charlie Yelverton.....1968-71.....690
2. Dan Lyons.....1951-55.....1,049	13. Dan O'Sullivan.....1986-90.....680
3. Bryant Dunston.....2004-2008.....993	14. Fred Herzog.....1987-92.....637
4. Bill McCadney.....1955-58.....968	15. Steve Samuels.....1980-85.....633
5. John Stevens.....1962-65.....917	16. John Andariese.....1957-60.....629
6. Chris Gaston.....2009.....911	17. Joe Paterno.....1985-89.....626
7. Darryl Brown.....1972-75.....807	18. Bob Melvin.....1960-63.....611
8. Damon Lopez.....1988-91.....801	19. Joe Frangipane.....1963-66.....577
9. Sanford Jenkins.....1988-92.....756	20. Ed Bona.....1979-83.....564
10. Bill Carlson.....1949-52.....743*	
11. John Coalmon.....1958-61.....698	

* - Stats not available for Carlson's sophomore year.



1 - ED CONLIN - 1,886 Points

Year	G	FGM	FGA	Pct.	FTM	FTA	Pct.	TP	Avg.
1951-52	27	55	158	34.8	42	61	69.0	152	5.8
1952-53	26	176	437	40.0	120	162	74.0	472	18.2
1953-54	26	235	512	45.9	119	183	65.0	587	22.4
1954-55	27	242	563	43.0	191	249	77.0	675	26.1
Totals	106	708	1670	42.3	472	655	72.0	1886	17.8




2 - BRYANT DUNSTON - 1,832 Points

Year	G	FGM	FGA	Pct.	3PT	3PTA	Pct.	FTM	FTA	Pct.	TP	Avg.
2004-05	29	154	296	52.0	5	13	38.5	118	178	66.3	431	14.9
2005-06	32	174	325	53.5	19	39	48.7	148	220	67.3	515	16.1
2006-07	30	146	268	54.5	12	24	50.0	132	188	70.2	436	14.5
2007-08	29	165	314	52.5	5	29	17.2	115	176	65.3	450	15.5
Totals	120	639	1203	53.1	41	105	39.0	513	762	67.3	1832	15.3




3 - BEVON ROBIN - 1,793 Points

Year	G	FGM	FGA	Pct.	3PT	3PTA	Pct.	FTM	FTA	Pct.	TP	Avg.
1997-98	27	161	383	42.0	61	159	38.4	112	138	81.2	495	18.3
1998-99	27	145	364	39.8	51	166	30.7	119	142	83.8	460	17.0
1999-00	27	133	324	41.0	63	173	36.4	95	120	79.2	424	15.7
2000-01	29	128	328	39.0	49	172	28.5	109	134	81.3	414	14.3
Totals	110	567	1399	40.5	224	670	33.4	435	534	81.5	1793	16.3



4 - JOE PATERNO - 1,776 Points

Year	G	FGM	FGA	Pct.	3PT	3PTA	Pct.	FTM	FTA	Pct.	TP	Avg.
1985-86	30	145	305	47.5				81	111	73.0	371	12.4
1986-87	30	134	285	47.0	6	16	37.5	66	100	66.0	340	11.3
1987-88	33	197	362	54.4	4	7	57.1	88	110	80.0	486	14.7
1988-89	29	208	440	47.3	17	41	41.5	146	203	71.9	579	20.0
Totals	122	684	1392	49.1	27	64	45.4	381	524	72.7	1776	14.6



5 - JIM CUNNINGHAM - 1,744 Points

Year	G	FGM	FGA	Pct.	FTM	FTA	Pct.	TP	Avg.
1955-56	25	164	371	44.2	150	206	72.8	478	19.1
1956-57	26	197	456	43.2	245	327	74.9	639	24.6
1957-58	25	214	395	54.2	199	280	71.1	627	25.1
Totals	76	575	1222	47.1	594	813	73.1	1744	22.9




6 - MARCUS STOUT - 1,709 Points

Year	G	FGM	FGA	Pct.	3PT	3PTA	Pct.	FTM	FTA	Pct.	TP	Avg.
2004-05	29	129	336	38.4	64	185	34.6	72	95	75.8	394	13.6
2005-06	32	146	356	41.0	48	127	37.8	77	100	77.0	417	13.0
2006-07	30	157	368	42.7	74	196	37.8	72	109	66.1	460	15.3
2007-08	29	152	379	40.1	73	210	34.8	61	84	72.6	438	15.1
Totals	120	584	1439	40.6	259	718	36.1	282	388	72.7	1709	14.2



1,000 Point Scorers




7 - KEN CHARLES - 1,697 Points

Year	G	FGM	FGA	Pct.	FTM	FTA	Pct.	TP	Avg.
1970-71	29	183	405	45.2	80	104	76.9	446	15.4
1971-72	27	230	524	43.9	112	158	70.9	572	21.2
1972-73	28	275	607	45.3	129	164	78.7	679	24.3
Totals	84	688	1536	44.8	321	426	75.5	1697	20.3



8 - BRENTON BUTLER - 1,524 Points

Year	G	FGM	FGA	Pct.	3PT	3PTA	Pct.	FTM	FTA	Pct.	TP	Avg.
2006-07	30	99	244	.406	49	114	.430	37	59	.627	284	9.5
2007-08	29	94	276	.341	56	163	.344	74	102	.725	318	11.0
2008-09	7	23	71	.324	11	40	.275	10	17	.588	67	9.6
2009-10	28	143	427	.335	58	194	.299	117	144	.813	461	16.5
2010-11	27	127	355	.358	58	182	.319	82	98	.837	394	14.6
Totals	121	486	1373	35.4	232	693	33.5	320	420	76.2	1524	11.8



9 - JEAN PRIOLEAU - 1,442 Points

Year	G	FGM	FGA	Pct.	3PT	3PTA	Pct.	FTM	FTA	Pct.	TP	Avg.
1988-89	29	58	151	38.4	19	52	36.5	76	89	85.4	211	7.3
1989-90	33	114	268	42.5	48	117	41.0	90	105	85.7	366	11.1
1990-91	33	160	384	41.7	71	186	38.2	77	100	77.0	468	14.2
1991-92	31	135	346	39.0	39	128	30.5	88	109	80.7	397	12.8
Totals	126	467	1149	40.4	177	483	36.6	331	403	82.2	1442	11.4




10 - FRED HERZOG - 1,435 Points

Year	G	FGM	FGA	Pct.	3PT	3PTA	Pct.	FTM	FTA	Pct.	TP	Avg.
1987-88	32	56	125	44.8	0	4	00.0	43	61	70.5	55	4.8
1989-90	30	116	244	47.5	32	63	50.8	54	76	71.1	318	10.6
1990-91	33	159	330	48.2	13	45	28.9	77	97	79.4	408	12.4
1991-92	31	202	375	53.9	13	39	33.3	137	168	81.6	554	17.9
Totals	126	533	1074	48.6	58	151	38.4	311	402	75.7	1435	11.4



11 - CHRIS GASTON - 1,428 Points

Year	G	FGM	FGA	Pct.	FTM	FTA	Pct.	TP	Avg.
2009-10	28	190	423	44.9	122	182	67.0	504	18.0
2010-11	28	178	381	46.7	90	174	51.7	446	15.9
2011-12	28	188	426	44.1	99	152	65.1	478	17.1
Totals	84	556	1230	45.2	311	508	61.2	1428	17.0



12 - CHARLIE YELVERTON - 1,372 Points

Year	G	FGM	FGA	Pct.	FTM	FTA	Pct.	TP	Avg.
1968-69	26	111	262	42.2	91	135	67.4	313	12.0
1969-70	25	146	351	41.6	91	133	68.4	383	15.3
1970-71	29	271	573	47.3	134	193	69.4	676	23.3
Totals	80	528	1186	43.7	316	461	68.4	1372	16.7



13 - BOB MELVIN - 1,323 Points


Year	G	FGM	FGA	Pct.	FTM	FTA	Pct.	TP	Avg.
1960-61	23	172	423	41.0	87	124	70.0	431	18.7
1961-62	24	161	408	39.0	115	170	68.0	437	18.2
1962-63	26	177	406	43.0	101	139	74.0	455	17.5
Totals	73	510	1237	41.0	303	433	70.6	1323	18.1

1,000 Point Scorers




13 - BILL LANGHELD - 1,323 Points

Year	G	FGM	FGA	Pct.	FTM	FTA	Pct.	TP	Avg.
1965-66	24	159	397	40.0	68	102	66.6	386	16.0
1966-67	25	192	473	40.4	98	151	64.9	482	19.2
1967-68	27	184	439	41.9	87	129	67.4	455	16.9
Totals	76	535	1309	40.8	253	382	66.3	1323	17.4




14 - DAVID MAXWELL - 1,278 Points

Year	G	FGM	FGA	Pct.	FTM	FTA	Pct.	TP	Avg.
1979-80	25	77	197	39.0	47	85	55.2	201	8.0
1980-81	28	116	258	44.9	104	151	68.8	336	12.0
1981-82	29	106	260	40.8	89	120	74.2	301	10.4
1982-83	30	159	321	49.5	122	173	70.5	440	14.7
Totals	87	381	839	45.1	315	444	71.2	1278	12.4




15 - TONY McINTOSH - 1,238 Points

Year	G	FGM	FGA	Pct.	FTM	FTA	Pct.	TP	Avg.
1981-82	17	16	38	42.1	16	24	66.7	48	2.8
1982-83	30	78	174	44.8	66	83	79.5	222	7.4
1983-84	34	128	267	47.9	120	146	82.2	376	11.1
1984-85	31	232	465	49.9	128	148	86.5	592	19.1
Totals	112	454	944	46.2	330	401	78.7	1238	10.1



16 - DARRYL BROWN - 1,233 Points

Year	G	FGM	FGA	Pct.	FTM	FTA	Pct.	TP	Avg.
1972-73	28	131	258	50.8	61	94	64.9	323	11.5
1973-74	25	167	322	51.9	96	150	64.0	430	17.2
1974-75	24	179	312	57.4	122	175	69.7	480	20.0
Totals	77	477	892	53.4	279	419	66.2	1233	16.2




17 - MICHAEL HAYNES - 1,228 Points

Year	G	FGM	FGA	Pct.	3PT	3PTA	Pct.	FTM	FTA	Pct.	TP	Avg.
2000-01	20	42	147	.286	12	61	.197	15	27	.556	111	5.6
2001-02	22	79	216	.366	26	84	.310	23	40	.575	207	9.4
2002-03	27	153	380	.403	47	136	.346	56	89	.629	409	15.1
2003-04	27	189	417	.453	50	135	.370	73	129	.566	501	18.6
Totals	96	463	1160	.399	135	416	.325	167	285	.586	1228	12.8



18 - JASON HARRIS - 1,218 Points

Year	G	FGM	FGA	Pct.	3PT	3PTA	Pct.	FTM	FTA	Pct.	TP	Avg.
1997-98	27	56	174	32.2	35	166	30.2	14	19	73.7	161	6.0
1998-99	27	102	268	38.1	67	186	36.0	35	52	67.3	306	11.5
1999-00	28	134	334	40.1	93	238	39.8	66	83	79.0	427	15.2
2000-01	29	103	299	34.4	79	238	33.2	39	56	69.6	324	11.2
Totals	111	395	1075	36.7	274	828	33.1	154	210	73.3	1218	11.0




19 - STEVE SAMUELS - 1,182 Points

Year	G	FGM	FGA	Pct.	FTM	FTA	Pct.	TP	Avg.
1980-81	28	55	127	43.3	22	46	47.8	132	4.7
1981-82	23	39	80	48.8	15	26	57.7	93	4.0
1983-84	34	206	407	50.6	85	126	67.5	497	14.6
1984-85	31	189	418	45.2	82	132	62.1	460	14.8
Totals	116	489	1032	47.0	204	330	58.8	1182	9.5




1,000 Point Scorers




20 - JERMAINE ANDERSON - 1,178 Points

Year	G	FGM	FGA	Pct.	3PT	3PTA	Pct.	FTM	FTA	Pct.	TP	Avg.
2002-03	20	56	135	41.5	32	80	40.0	22	32	68.8	166	8.3
2003-04	22	50	118	42.4	20	59	33.9	25	36	69.4	145	6.6
2004-05	29	122	296	41.2	73	184	39.7	51	63	81.0	368	12.7
2005-06	32	159	371	42.9	89	215	41.4	92	108	85.2	499	15.6
Totals	103	387	920	42.1	214	538	39.8	190	239	79.5	1178	11.4




21 - JIM MANHARDT - 1,147 Points

Year	G	FGM	FGA	Pct.	FTM	FTA	Pct.	TP	Avg.
1961-62	24	172	427	40.0	157	194	81.0	501	20.9
1962-63	26	149	296	50.0	59	82	73.0	357	13.7
1963-64	19	114	246	46.0	61	89	68.0	289	15.2
Totals	69	435	969	45.3	277	365	74.0	1147	16.6




22 - JOHN STEVENS - 1,128 Points

Year	G	FGM	FGA	Pct.	FTM	FTA	Pct.	TP	Avg.
1962-63	26	122	246	50.0	95	153	62.0	339	13.0
1963-64	19	88	240	36.0	107	183	59.0	283	14.9
1964-65	27	172	377	45.0	162	240	67.0	506	18.7
Totals	72	382	863	43.7	364	576	62.7	1128	15.5



23 - JOHN BRADY - 1,119 Points

Year	G	FGM	FGA	Pct.	FTM	FTA	Pct.	TP	Avg.
1956-57	26	117	282	41.5	85	124	68.5	319	12.3
1957-58	25	143	319	44.8	83	122	68.0	369	14.8
1958-59	25	161	365	44.1	109	164	66.4	431	17.2
Totals	76	421	966	43.6	277	410	67.6	1119	14.7



24 - DAMON LOPEZ - 1,101 Points

Year	G	FGM	FGA	Pct.	3PT	3PTA	Pct.	FTM	FTA	Pct.	TP	Avg.
1988-89	28	53	111	47.7	0	0	00.0	47	76	61.8	153	5.5
1989-90	32	144	239	60.3	0	1	00.0	78	108	72.2	364	11.4
1990-91	33	205	333	61.6	0	1	00.0	174	234	74.4	584	17.7
Totals	93	402	683	56.5	0	2	00.0	299	418	69.5	1101	11.5



25 - GERRY SMITH - 1,079 Points


Year	G	FGM	FGA	Pct.	FTM	FTA	Pct.	TP	Avg.	
1946-47	Stats not available								447	
1947-48	23	128			88	140	62.9	342	15.0	
1948-49	24	115			60			290	12.1	
Totals								1,079		



26 - DAN LYONS - 1,077 Points


Year	G	FGM	FGA	Pct.	FTM	FTA	Pct.	TP	Avg.
1951-52	25	89	283	32.0	25	43	60.0	203	8.1
1952-53	26	111	376	30.0	70	103	68.0	292	11.2
1953-54	24	Stats not available							
1954-55	27	91	290	31.0	98	143	68.5	280	10.4
Totals	102							1077	10.6

1,000 Point Scorers




27 - DAN O'SULLIVAN - 1,073 Points

Year	G	FGM	FGA	Pct.	3PT	3PTA	Pct.	FTM	FTA	Pct.	TP	Avg.
1986-87	18	11	21	52.4	0	0	00.0	6	13	46.2	28	1.6
1987-88	33	125	220	56.8	0	0	00.0	72	108	66.7	322	9.8
1988-89	29	108	238	45.4	0	1	00.0	96	140	68.6	312	10.8
1989-90	33	162	331	48.9	0	1	00.0	89	154	57.8	411	12.5
Totals	113	406	810	50.9	0	2	00.0	277	415	66.7	1073	8.7




28 - DUD TONGAL - 1,062 Points

Year	G	FGM	FGA	Pct.	FTM	FTA	Pct.	TP	Avg.
1978-79	29	143	296	48.3	61	86	70.9	347	12.0
1979-80	27	81	166	48.7	46	78	58.9	208	7.6
1980-81	28	90	169	53.2	83	108	76.8	263	9.5
1982-83	25	96	187	51.3	52	68	76.5	244	9.8
Totals	109	410	818	50.4	242	340	70.8	1062	9.7



29 - SANFORD JENKINS - 1,052 Points

Year	G	FGM	FGA	Pct.	3PT	3PTA	Pct.	FTM	FTA	Pct.	TP	Avg.
1988-89	29	70	152	46.1	0	1	0.0	27	36	75.0	167	5.8
1989-90	33	112	241	46.5	0	1	0.0	32	58	55.1	256	7.8
1990-91	32	126	244	51.6	0	2	0.0	15	28	53.6	267	8.3
1991-92	31	158	321	49.2	0	1	0.0	46	72	63.9	362	11.7
Totals	125	466	958	48.6	0	5	0.0	120	194	61.9	1052	8.4




30 - FRED CHRIST - 1,037 Points

Year	G	FGM	FGA	Pct.	FTM	FTA	Pct.	TP	Avg.
1949-50	27	107	293	36.5	69	110	62.7	283	10.5
1950-51	27	143	433	33.0	126	196	64.0	412	15.3
1951-52	25	125	404	31.0	92	138	67.0	342	13.6
Totals	79	375	1130	33.1	287	444	64.6	1037	13.1



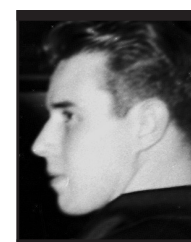
31 - DAVID BUCKNER - 1,027 Points

Year	G	FGM	FGA	Pct.	3PT	3PTA	Pct.	FTM	FTA	Pct.	TP	Avg.
1989-90	16	3	18	16.7	0	0	00.0	2	2	1.000	8	0.5
1990-91	33	160	384	41.7	81	189	42.9	45	65	69.0	390	11.8
1991-92	30	57	184	31.0	46	137	33.6	7	18	38.9	167	5.6
1992-93	31	160	400	40.0	68	209	32.5	74	111	66.7	462	14.9
Totals	110	380	986	32.4	195	535	36.4	128	196	68.9	1027	8.2



32 - BILL MAINOR - 1,024 Points

Year	G	FGM	FGA	Pct.	FTM	FTA	Pct.	TP	Avg.
1968-69	26	100	209	47.8	53	63	84.1	253	9.7
1969-70	25	142	340	41.8	79	108	73.1	363	14.5
1970-71	29	166	385	43.1	76	94	80.9	408	14.1
Totals	80	408	934	44.2	208	265	79.4	1024	12.8




33 - BILL CARLSON - 1,019 Points

Year	G	FGM	FGA	Pct.	FTM	FTA	Pct.	TP	Avg.
1949-50	25	118	268	44.0	73	120	56.2	309	12.4
1950-51	27	156	396	39.4	103	163	63.2	415	15.4
1951-52	25	110	297	37.0	75	129	58.0	295	11.8
Totals	77	384	961	40.0	251	412	60.9	1019	13.2






Jim Manhardt



Darryl Brown




Bevon Robin

Year-by-Year Scoring Average Leaders


Year	Player	G	FGM	FGA	PPG
1947-48	Gerry Smith	23	128		15.0
1948-49	Gerry Smith	24	115		12.1
1949-50	Bill Carlson	25	118	268	12.4
1950-51	Bill Carlson	25	143	366	15.2
1951-52	Fred Christ	25	125	404	13.6
1952-53	Ed Conlin	26	176	437	18.2
1953-54	Ed Conlin	26	233	512	22.4
1954-55	Ed Conlin	27	242	563	25.0
1955-56	Jim Cunningham	25	164	371	19.1
1956-57	Jim Cunningham	26	197	456	24.6
1957-58	Jim Cunningham	24	198	365	24.0
1958-59	John Brady	25	161	315	17.2
1959-60	Pat O'Donnell	26	126	290	13.7
1960-61	Bob Melvin	23	172	423	18.7
1961-62	Jim Manhardt	24	172	427	20.9
1962-63	Bob Melvin	26	177	406	17.5
1963-64	Jim Manhardt	19	114	246	15.2
1964-65	John Stevens	27	172	377	18.7
1965-66	Len Zandy	25	133	414	17.3
1966-67	Bill Langheld	25	192	473	19.2
1967-68	Bill Langheld	27	184	439	16.9
1968-67	Charlie Yelverton	26	111	262	12.0
1969-70	Charlie Yelverton	25	146	351	15.3
1970-71	Charlie Yelverton	29	271	573	23.3
1971-72	Ken Charles	27	230	524	21.2
1972-73	Ken Charles	28	275	607	24.3
1973-74	Darryl Brown	25	167	322	17.2
1974-75	Darryl Brown	24	179	312	20.0
1975-76	Stan Frankoski	25	137	294	13.4
1976-77	John O'Neill	26	161	331	15.3
1977-78	Paul Williams	26	150	250	14.8
1978-79	Dud Tongal	29	143	296	12.0
1979-80	Bill Calhoun	28	121	232	12.0
1980-81	David Maxwell	28	116	258	12.0
1981-82	David Maxwell	29	106	260	10.4
1982-83	David Maxwell	30	159	321	14.7
1983-84	Steve Samuels	34	206	407	14.6
1984-85	Tony McIntosh	31	232	465	19.1
1985-86	Joe Paterno	30	145	305	12.4
1986-87	Joe Franco	30	146	303	13.5
1987-88	Joe Paterno	33	197	362	14.7
1988-89	Joe Paterno	29	208	440	20.0
1989-90	Andre McClendon	32	187	478	17.3
1990-91	Damon Lopez	33	205	333	17.7
1991-92	Fred Herzog	31	202	375	17.9
1992-93	Dave Buckner	31	160	400	14.9
1993-94	Sherwin Content	27	157	297	15.7
1994-95	Ryan Hunter	27	158	314	15.1
1995-96	Darren Deschryver	27	88	180	8.9
1996-97	Maurice Curtis	14	76	141	14.9
1997-98	Bevon Robin	27	161	383	18.3
1998-99	Bevon Robin	27	145	364	17.0
1999-00	Bevon Robin	27	133	173	15.7
2000-01	Bevon Robin	29	128	328	14.3
2001-02	Smush Parker	28	153	353	16.5
2002-03	Michael Haynes	27	153	380	15.1
2003-04	Michael Haynes	27	189	417	18.6
2004-05	Bryant Dunston	29	154	296	14.9
2005-06	Bryant Dunston	32	174	325	16.1
2006-07	Marcus Stout	30	146	268	15.3
2007-08	Bryant Dunston	29	165	314	15.5
2008-09	Jio Fontan	28	149	390	15.3
2009-10	Chris Gaston	28	190	423	18.0
2010-11	Chris Gaston	28	178	381	15.9
2011-12	Chris Gaston	28	188	426	17.1

Year-by-Year Field Goal % Leaders


Year	Player	G	FGM	FGA	PPG
1949-50	Bill Carlson	25	118	268	44.0
1950-51	Bill Carlson	25	143	366	39.1
1951-52	Mike Keane	24	57	148	38.5
1952-53	Allen Larkin	26	109	245	44.5
1953-54	Ed Conlin	26	235	512	45.9
1954-55	Ed Conlin	27	242	563	43.0
1955-56	Bob Reese	24	120	256	46.9
1956-57	Bill McCadney	26	127	293	43.3
1957-58	Jim Cunningham	24	198	365	54.2
1958-59	Ed DeGroat	24	105	222	47.3
1959-60	Bill Larkin	21	60	135	44.4
1960-61	Dee Maynard	20	32	69	46.4
1961-62	Bill Sheridan	24	89	171	52.0
1962-63	Bill Sheridan	26	96	185	52.0
1963-64	Joe Frangipane	20	73	130	56.2
1964-65	Bruse Brodbeck	25	89	178	50.0
1965-66	Len Zandy	25	188	414	44.2
1966-67	Pat Raferty	25	115	248	46.3
1967-68	Bob Kellert	27	154	311	49.5
1968-69	John Burik	26	94	191	49.2
1969-70	John Zanzalari	24	88	165	53.3
1970-71	Charlie Yelverton	29	271	573	47.3
1971-72	Tom Sullivan	27	103	210	49.0
1972-73	Darryl Brown	28	131	258	50.8
1973-74	Darryl Brown	25	167	322	51.9
1974-75	Darryl Brown	24	179	312	57.4
1975-76	Rich Dunphy	26	94	191	49.2
1976-77	John O'Neil	26	161	331	48.6
1977-78	Paul Williams	26	150	250	60.0
1978-79	Dud Tongal	29	143	296	48.3
1979-80	Bill Calhoun	28	121	232	52.1
1980-81	Ed Bona	28	105	195	53.8
1981-82	Ed Bona	29	90	147	61.2
1982-83	Mark Murphy	30	100	193	51.8
1983-84	Dave Roberson	33	145	282	51.4
1984-85	Tony McIntosh	31	232	465	49.9
1985-86	Tom Parrotta	30	106	199	68.8
1986-87	Frank Williams	30	112	193	58.0
1987-88	Dan O'Sullivan	33	125	220	56.8
1988-89	Joe Paterno	29	208	440	47.3
1989-90	Damon Lopez	32	144	239	60.3
1990-91	Damon Lopez	33	205	333	61.6
1991-92	Fred Herzog	31	202	375	53.9
1992-93	Sherwin Content	31	150	290	51.7
1993-94	Sherwin Content	27	157	297	52.9
1994-95	John Henry	28	109	189	57.7
1995-96	John Henry	27	89	170	52.4
1996-97	Dustin Berrien	27	114	260	43.8
1997-98	Maurice Curtis	27	166	320	51.9
1998-99	Alejandro Olivares	27	146	306	47.7
1999-00	Duke Freeman-McKamey	29	135	245	55.1
2000-01	Duke Freeman-McKamey	28	122	234	52.1
2001-02	Jeff McMillan	28	124	235	52.8
2002-03	Glenn Batemon	28	105	208	50.5
2003-04	Mushon Ya'akosi	28	72	149	48.3
2004-05	Bryant Dunston	29	154	296	52.0
2005-06	Bryant Dunston	32	174	325	53.5
2006-07	Bryant Dunston	30	146	268	54.5
2007-08	Sebastian Greene	29	91	164	55.5
2008-09	Chris Bethel	19	79	171	46.2
2009-10	Chris Gaston	28	190	423	44.9
2010-11	Chris Gaston	28	178	381	46.7
2011-12	Kervin Bristol	29	72	129	55.8



Mushon Ya'akosi




John Henry




Damon Lopez






Mike Murphy



Mark Jarrell-Wright




Jermaine Anderson


Year-by-Year Free Throw % Leaders					
Year	Player	G	FGM	FGA	PPG
1947-48	John Bach	23	96	146	65.7
1949-50	Fred Christ	27	69	110	62.7
1950-51	Bill Carlson	25	95	149	63.8
1951-52	Ed Conlin	25	42	61	68.9
1952-53	Ed Conlin	26	120	162	74.1
1953-54	Ed Conlin	24	112	170	65.9
1954-55	Bill Lyons	27	86	107	80.4
1955-56	Bill Cunningham	25	150	206	72.8
1956-57	William McCadney	26	90	112	80.4
1957-58	John Andariese	24	47	66	71.2
1958-59	Pat O'Donnell	25	85	105	80.9
1959-60	Pat O'Donnell	26	104	135	77.0
1960-61	Ray McGovern	23	60	75	80.0
1961-62	Jim Manhardt	24	157	194	80.9
1962-63	Bill Sheridan	26	75	98	76.5
1963-64	Wayne McGuirt	20	57	70	81.4
1964-65	Joe Frangipane	27	62	76	81.6
1965-66	Len Zandy	25	68	85	80.0
1966-67	Pat Raferty	25	167	206	81.0
1967-68	Frank McLaughlin	27	91	117	77.8
1968-69	Bill Mainor	26	53	63	84.1
1969-70	Bill Mainor	25	79	108	73.1
1970-71	Bill Mainor	29	76	94	80.9
1971-72	Bart Woytowicz	27	89	117	76.1
1972-73	Frank Heyward	28	74	93	79.6
1973-74	Kevin Brown	23	67	82	81.7
1974-75	Kevin Fallon	25	52	71	73.2
1975-76	Stan Frankoski	25	61	74	66.7
1976-77	Tom Kavanagh	26	45	52	86.5
1977-78	Tom Kavanagh	26	33	38	86.8
1977-78	Paul Williams	26	86	111	77.5
1978-79	Bill Lombardi	29	39	52	75.0
1979-80	Mark Murphy	27	56	71	78.8
1980-81	Mark Murphy	28	80	94	85.1
1981-82	Jerry Hobbie	28	64	73	87.7
1982-83	Jerry Hobbie	24	58	72	80.6
1983-84	Tony McIntosh	34	120	146	82.2
1984-85	Tony McIntosh	31	128	148	86.5
1985-86	Eric Brooks	30	79	100	79.0
1986-87	Greg Pedro	30	58	73	79.4
1987-88	Joe Paterno	33	88	110	80.0
1988-89	Jean Prioleau	29	76	89	85.4
1989-90	Jean Prioleau	33	90	105	85.7
1990-91	Jay Fazande	33	55	69	79.7
1991-92	Fred Herzog	31	137	168	81.6
1992-93	Jay Fazande	30	132	163	81.0
1993-94	Rob Baxter	27	64	74	86.5
1994-95	Ryan Hunter	27	72	88	81.8
1995-96	Dustin Berrien	27	44	60	73.3
1996-97	Maurice Curtis	14	56	74	75.7
1997-98	Scott Harmatuk	27	52	61	85.2
1998-99	Bevon Robin	27	119	142	83.8
1999-00	Scott Harmatuk	24	53	60	88.3
2000-01	Bevon Robin	29	109	134	81.3
2001-02	Smush Parker	28	100	137	73.0
2002-03	Mark Jarrell-Wright	27	51	73	69.9
2003-04	Derrick Breland	26	38	51	74.5
2004-05	Jermaine Anderson	29	51	63	81.0
2005-06	Jermaine Anderson	32	92	108	85.2
2006-07	Bryant Dunston	30	132	188	70.2
2007-08	Marcus Stout	29	61	84	72.6
2008-09	Mike Moore	28	65	83	78.3
2009-10	Brenton Butler	28	117	144	81.3
2010-11	Brenton Butler	28	82	98	83.7
2011-12	Branden Frazier	29	52	77	67.5

Year-by-Year 3-Point Field Goal % Leaders (Min. one made/game)					
Year	Player	G	3-PT FGM	3-PT FGA	PCT.
1986-87	Greg Pedro	30	50	106	47.1
1987-88	Mark Taylor	33	31	69	44.9
1988-89	Andre McClendon	29	35	93	37.6
1989-90	Fred Herzog	30	32	63	50.8
1990-91	Dave Buckner	33	81	189	42.9
1991-92	Dave Buckner	30	46	137	33.6
1992-93	Jay Fazande	30	34	65	52.3
1993-94	Derek Molis	27	62	163	38.0
1994-95	Rob Baxter	24	33	97	34.0
1995-96	Rob Baxter	27	27	65	41.5
1996-97	Ray Carroll	27	32	113	28.3
1997-98	Bevon Robin	27	61	159	38.4
1998-99	Scott Harmatuk	24	24	56	42.9
1999-00	Jason Harris	28	93	238	39.1
2000-01	Jason Harris	29	79	238	33.2
2001-02	Smush Parker	28	57	174	32.8
2002-03	Drew Williamson	28	29	74	39.2
2003-04	Michael Haynes	27	50	135	37.0
2004-05	Jermaine Anderson	29	73	184	39.7
2005-06	Jermaine Anderson	32	89	215	41.4
2006-07	Brenton Butler	30	49	114	43.0
2007-08	Marcus Stout	29	73	210	34.8
2008-09	Jio Fontan	28	31	94	33.0
2009-10	Brenton Butler	28	58	194	29.9
2010-11	Branden Frazier	28	55	162	34.0
2011-12	Bryan Smith	29	54	179	30.2


YEAR-BY-YEAR ASSIST LEADERS				
Year	Player	G	ASST.	APG
1969-70	Charlie Yelverton	25	74	3.0
1974-75	Darryl Brown	25	145	5.8
1977-78	Bill Lombardi	26	82	3.2
	Kevin White	26	82	3.2
1978-79	Kevin White	29	129	4.4
1979-80	David Maxwell	25	84	3.4
1980-81	David Maxwell	28	123	4.4
1981-82	David Maxwell	29	107	3.7
1982-83	Tony McIntosh	30	97	3.2
1983-84	Tony McIntosh	34	143	4.2
1984-85	Jerry Hobbie	31	180	5.8
1985-86	Eric Brooks	30	96	3.2
1986-87	Greg Pedro	30	99	3.3
1987-88	Mark Taylor	33	136	4.1
1988-89	Jean Prioleau	29	130	4.5
1989-90	Jean Prioleau	33	140	4.2
1990-91	Mike Rice	32	152	4.8
1991-92	Jay Fazande	30	168	5.6
1992-93	Jay Fazande	30	188	6.3
1993-94	Rob Baxter	27	180	6.7
1994-95	Billy Lovett	28	102	3.6
1995-96	Billy Lovett	26	73	2.8
1996-97	Billy Lovett	24	94	3.9
1997-98	Bevon Robin	27	102	3.8
1998-99	Bevon Robin	27	96	3.6
1999-00	Teremun Johnson	29	124	4.3
2000-01	Bevon Robin	29	148	5.1
2001-02	Smush Parker	28	125	4.5
2002-03	Jermaine Anderson	28	70	2.5
2003-04	Derrick Breland	26	73	2.6
2004-05	Kevin Anderson	29	101	3.5
2005-06	Jermaine Anderson	32	109	3.4
2006-07	Kevin Anderson	30	121	4.0
2007-08	Marcus Stout	29	85	2.9
2008-09	Jio Fontan	28	132	4.7
2009-10	Brenton Butler	28	68	2.4
2010-11	Brenton Butler	28	91	3.3
2011-12	Branden Frazier	29	118	4.1




Jason Harris




Jay Fazande




Rob Baxter



John Stevens



Sherwin Content




Bryant Dunston


Year-by-Year Rebounding Leaders				
Year	Player	G	REB	RPG
1950-51	Fred Christ	25	465	18.6
1951-52	Bill Carlson	25	352	14.1
1952-53	Ed Conlin	26	612	23.5
1953-54	Ed Conlin	24	417	17.4
1954-55	Ed Conlin	27	578	21.4
1955-56	Bill McCadney	25	295	11.8
1956-57	Bill McCadney	26	294	11.3
1957-58	Bill McCadney	24	379	15.8
1958-59	John Andariese	25	237	9.5
1959-60	John Coalmon	26	296	11.4
1960-61	Bob Melvin	23	220	9.6
1961-62	Bob Melvin	24	190	7.9
1962-63	John Stevens	26	319	12.3
1963-64	John Stevens	19	193	10.1
1964-65	John Stevens	27	405	15.0
1965-66	Joe Frangipane	25	262	10.4
1966-67	Dennis Witkowski	25	219	8.7
1967-68	Dennis Witkowski	25	219	8.7
1968-69	John Zanzalari	27	180	6.7
1969-70	Charlie Yelverton	25	161	6.4
1970-71	Charlie Yelverton	29	349	12.0
1971-72	Bart Woytowicz	27	229	8.5
1972-73	Darryl Brown	28	242	8.6
1973-74	Darryl Brown	25	273	10.9
1974-75	Daryl Brown	24	292	14.8
1975-76	Kevin Collins	24	168	7.0
1976-77	John O'Neil	26	147	5.7
1977-78	Paul Williams	26	187	7.2
1978-79	Dud Tongal	29	172	5.9
1979-80	Ed Bona	28	195	6.9
1980-81	Ed Bona	28	161	5.7
1981-82	David Maxwell	29	139	4.8
1982-83	David Maxwell	30	211	7.0
1983-84	Steve Samuels	34	268	7.9
1984-85	Steve Samuels	31	202	6.5
1985-86	Joe Paterno	30	133	4.4
1986-87	Frank Williams	30	182	6.1
1987-88	Tom Parrotta	33	202	6.1
1988-89	Dan O'Sullivan	29	215	7.4
1989-90	Damon Lopez	32	328	10.3
1990-91	Damon Lopez	33	313	9.5
1991-92	Sanford Jenkins	31	271	8.7
1992-93	Sherwin Content	31	176	5.7
1993-94	Sherwin Content	27	213	7.9
1994-95	John Henry	28	200	7.1
1995-96	John Henry	27	164	6.1
1996-97	Maurice Curtis	14	102	7.3
1997-98	Maurice Curtis	27	223	8.3
1998-99	Alejandro Olivares	27	158	5.9
1999-00	Duke Freeman-McKamey	29	233	8.0
2000-01	Jeff McMillan	26	202	7.8
2001-02	Jeff McMillan	28	214	7.6
2002-03	Michael Haynes	27	215	8.0
2003-04	Michael Haynes	27	200	7.4
2004-05	Bryant Dunston	29	250	8.6
2005-06	Bryant Dunston	32	242	7.6
2006-07	Bryant Dunston	30	217	7.2
2007-08	Bryant Dunston	29	284	9.8
2008-09	Chris Bethel	19	123	6.5
2009-10	Chris Gaston	28	319	11.4
2010-11	Chris Gaston	28	316	11.3
2011-12	Chris Gaston	28	276	9.9

Year-by-Year Block Leaders				
Year	Player	G	BLOCKS	BPG
1977-78	Ty Holloway	26	14	0.5
1978-79	Dud Tongal	29	72	2.5
1979-80	Dud Tongal	27	41	1.5
1980-81	Dud Tongal	28	46	1.6
1981-82	Dud Tongal	25	58	2.3
1982-83	Ed Bona	18	21	1.2
1983-84	Steve Samuels	34	20	0.6
1984-85	Steve Samuels	31	19	0.6
1985-86	James Robinson	29	12	0.4
1986-87	Joe Franco	30	23	0.8
1987-88	Tom Parrotta	33	12	0.4
1988-89	Damon Lopez	28	67	2.4
1989-90	Damon Lopez	32	91	2.8
1990-91	Damon Lopez	33	100	3.0
1991-92	Sanford Jenkins	31	43	1.4
1992-93	Sherwin Content	31	48	1.5
1993-94	Sherwin Content	27	42	1.6
1994-95	Darren Deschryver	28	38	1.4
1995-96	Darren Deschryver	27	22	0.8
1996-97	Connie Mack	26	23	0.9
1997-98	Maurice Curtis	27	20	0.7
1998-99	Steve Canal	26	18	0.7
1999-00	Duke Freeman-McKamey	29	28	1.0
2000-01	Duke Freeman-McKamey	28	28	1.0
2001-02	Duke Freeman-McKamey	24	21	0.9
2002-03	Glenn Batemon	28	24	0.9
2003-04	Mushon Ya'akosi	28	23	0.8
2004-05	Bryant Dunston	29	67	2.3
2005-06	Bryant Dunston	32	75	2.3
2006-07	Bryant Dunston	30	71	2.4
2007-08	Bryant Dunston	29	79	2.7
2008-09	Jacob Green	20	35	1.8
2009-10	Chris Gaston	28	50	1.8
2010-11	Kervin Bristol	28	53	1.9
2011-12	Kervin Bristol	29	69	2.4


Year-by-Year Steals Leaders				
Year	Player	G	STEALS	SPG
1977-78	Ty Holloway	26	30	1.2
1978-79	Kevin White	29	38	1.3
1979-80	David Maxwell	25	33	1.3
1980-81	David Maxwell	28	49	1.8
1981-82	David Maxwell	29	55	1.9
1982-83	David Maxwell	30	66	2.2
1983-84	Jerry Hobbie	31	66	2.1
1985-86	Joe Paterno	30	40	1.3
1986-87	Joe Paterno	30	39	1.3
1987-88	Dan O'Sullivan	33	73	2.2
1988-89	Jean Prioleau	29	56	1.9
1989-90	Jean Prioleau	33	58	1.8
1990-91	Damon Lopez	33	66	2.0
1991-92	Jean Prioleau	31	74	2.4
1992-93	Jay Fazande	30	55	1.8
1993-94	Rob Baxter	27	38	1.4
1994-95	David Mascia	27	52	1.4
1995-96	Dustin Berrien	27	36	1.3
1996-97	Dustin Berrien	27	33	1.2
1997-98	Bevon Robin	27	45	1.7
1998-99	Jason Harris	27	54	2.0
1999-00	Jason Harris	28	78	2.8
2000-01	Jason Harris	29	71	2.4
2001-02	Smush Parker	28	64	2.3
2002-03	Mark Jarrell-Wright	27	46	1.7
2003-04	Mark Jarrell-Wright	20	52	2.6
2004-05	Kevin Anderson	29	47	1.6
2005-06	Kevin Anderson	32	40	1.3
2006-07	Marcus Stout	30	49	1.6
2007-08	Sebastian Greene	29	30	1.0
2008-09	Jio Fontan	28	33	1.2
2009-10	Chris Gaston/Alberto Estwick	28	26	0.9
2010-11	Chris Gaston	28	26	0.9
2011-12	Bryan Smith	29	38	1.3



Darren Deschryver






David Maxwell



Damon Lopez





SCORING

GAME	
1. 46	Charlie Yelverton at Rochester 12/30/70
46	Ken Charles vs. St. Peter's 1971-72
3. 44	Bill Langheld vs. Manhattan at MSG 3/2/67
4. 42	Ed Conlin vs. Adelphi 12/1/53
5. 41	Ken Charles vs. Massachusetts 12/4/72

SEASON	
1. 679	Ken Charles 1972-73
2. 676	Charlie Yelverton 1970-71
3. 675	Ed Conlin 1954-55
4. 639	Jim Cunningham 1956-57
5. 627	Jim Cunningham 1957-58

SCORING AVERAGE

CAREER	
1. 22.9	Jim Cunningham 1955-58
2. 20.0	Ken Charles 1970-73
3. 18.1	Bob Melvin 1960-63
4. 17.8	Ed Conlin 1951-55
5. 17.4	Bill Langheld 1965-68

FIELD GOALS MADE

GAME	
1. 20	Charlie Yelverton at Rochester 12/30/70
2. 17	Bill Langheld vs. Manhattan 1/27/72
3. 15	Ed Conlin vs. Adelphi 12/1/53
4. 14	Jim Cunningham vs. Rutgers 3/5/58
14	Dan Lyons at Syracuse 1/16/54
14	Bob Melvin at URI 12/10/60
14	David Mascia at Holy Cross 2/2/94

SEASON	
1. 275	Ken Charles 1972-73
2. 271	Charlie Yelverton 1970-71
3. 242	Ed Conlin 1954-55
4. 232	Tony McIntosh 1984-85
5. 230	Ken Charles 1970-71

CAREER	
1. 708	Ed Conlin 1951-55
2. 688	Ken Charles 1970-73
3. 682	Joe Paterno 1985-89
4. 639	Bryant Dunston 2004-08
5. 584	Marcus Stout 2004-08
6. 575	Jim Cunningham 1955-58
7. 566	Bevon Robin 1997-2001

FIELD GOALS ATT.

GAME	
1. 32	Ken Charles vs. So. Carolina 1/2/72
2. 30	Bill Langheld vs. Manhattan 2/2/67
3. 28	Len Zandy vs. Wagner 2/26/66
28	Dan Lyons at Syracuse 1/16/54
28	Bob Melvin at URI 12/10/60

SEASON	
1. 607	Ken Charles 1972-73
2. 573	Charlie Yelverton 1970-71
3. 563	Ed Conlin 1954-55
4. 524	Ken Charles 1971-72
5. 512	Ed Conlin 1953-54

CAREER	
1.1670	Ed Conlin 1951-55
2.1536	Ken Charles 1970-73
3.1439	Marcus Stout 2004-08
4.1399	Bevon Robin 1997-2001
5.1392	Joe Paterno 1985-89
6.1309	Bill Langheld 1965-68

FIELD GOAL PCT.

SEASON	
1. .616	Damon Lopez 1990-91
2. .612	Ed Bona 1981-82
3. .603	Damon Lopez 1989-90
4. .600	Paul Williams 1977-78
5. .574	Darryl Brown 1974-75

CAREER	
1. .589	Damon Lopez 1988-91
2. .540	Darryl Brown 1971-75
3. .526	Sherwin Content 1990-94
4. .496	Fred Herzog 1987-92
5. .490	Joe Paterno 1985-89

THREE POINT FG'S

GAME	
1. 10	Jason Harris vs. Quinnipiac, 12/21/99
2. 8	Greg Pedro vs. LaSalle 3/7/88
8	Chris DiMascio at Jacksonville 12/26/96
8	Jason Harris vs. Charlotte 11/17/01
3. 7	Jean Prioleau vs. Seton Hall 11/29/90
7	Andre McClendon at Tennessee 12/29/89
7	Andre McClendon at Holy Cross 2/10/90
7	Derek Molis at Arizona 12/28/93
7	Chris DiMascio at Temple 2/17/96

SEASON	
1. 96	Andre McClendon 1989-90
2. 93	Jason Harris 1999-00
3. 89	Jermaine Anderson 2005-06
4. 81	Dave Buckner 1990-91
5. 79	Jason Harris 2000-01
6. 75	Chris DiMascio 1996-97
7. 74	Marcus Stout 2006-07
8. 73	Jermaine Anderson 2004-05
Marcus Stout	2007-08
9. 71	Jean Prioleau 1990-91

CAREER	
1. 274	Jason Harris 1997-2001
2. 259	Marcus Stout 2004-08
3. 232	Brenton Butler 2006-11
4. 214	Bevon Robin 1997-2001
214	Jermaine Anderson 2005-06
5. 195	Dave Buckner 1989-93
6. 177	Jean Prioleau 1988-92
7. 138	Andre McClendon 1986-90

THREE PT. FG ATT.




GAME	
1. 19	Chris DiMascio at Jacksonville 12/28/96
2. 17	Jason Harris at Siena 12/23/01
3. 16	Jason Harris vs. Quinnipiac 12/21/99
4. 14	Chris DiMascio at Temple 2/17/96
14	Jason Harris at Connecticut 12/12/99
5. 13	Jean Prioleau at Notre Dame 11/15/90
13	Andre McClendon at Tenn. 12/29/90
13	Bevon Robin vs. LIU 12/4/99
13	Marcus Stout vs. Saint Joe's 1/5/05
13	Jermaine Anderson at La Salle 2/6/05


SEASON	
1. 246	Andre McClendon 1989-90
2. 238	Jason Harris 1999-00
238	Jason Harris 2000-01
3. 215	Jermaine Anderson 2005-06
4. 210	Marcus Stout 2007-08
5. 209	Dave Buckner 1992-93
6. 196	Marcus Stout 2006-07
7. 189	Dave Buckner 1990-91
8. 186	Jean Prioleau 1990-91
186	Jason Harris 1998-99

CAREER	
1. 778	Jason Harris 1997-2001
2. 718	Marcus Stout 2004-08
3. 693	Brenton Butler 2006-
4. 670	Bevon Robin 1997-2001
5. 542	Dave Buckner 1989-93
6. 538	Jermaine Anderson 2002-06
7. 483	Jean Prioleau 1988-92
8. 378	Andre McClendon 1986-90

FREE THROWS MADE

GAME	
1. 19	Jim Cunningham vs. Niagara 2/16/57
2. 17	Fred Herzog at Lehigh 3/8/92
17	Jim Cunningham vs. NYU 2/20/57
17	Ken Charles vs. UMass 2/4/72
5. 16	Jim Cunningham at Cincinnati 12/21/56





Tony McIntosh

SEASON		
1. 245	Jim Cunningham	1956-57
2. 199	Jim Cunningham	1957-58
3. 191	Ed Conlin	1954-55
4. 174	Damon Lopez	1990-91
5. 167	Pat Raftery	1966-67

CAREER		
1. 594	Jim Cunningham	1955-58
2. 513	Bryant Dunston	2004-08
3. 472	Ed Conlin	1951-55
4. 435	Bevon Robin	1997-2001
5. 381	Joe Paterno	1985-89
6. 364	John Stevens	1962-65

FREE THROWS ATT.

GAME		
1. 25	Jim Cunningham vs. NYU, 2/20/57	
2. 23	Jim Cunningham vs. Niagara, 2/16/57	
3. 21	Fred Herzog at Lehigh, 3/8/92	
4. 18	Jim Cunningham at Cincinnati 12/21/56	
5. 17	Ken Charles vs. UMass 2/4/72	

SEASON		
1. 327	Jim Cunningham	1956-57
2. 280	Jim Cunningham	1957-58
3. 249	Ed Conlin	1954-55
4. 240	John Stevens	1964-65
5. 234	Damon Lopez	1990-91

CAREER		
1. 813	Jim Cunningham	1955-58
2. 762	Bryant Dunston	2004-08
3. 655	Ed Conlin	1951-55
4. 576	John Stevens	1962-65
5. 534	Bevon Robin	1997-2001
6. 524	Joe Paterno	1985-89

FREE THROW PCT.

SEASON		
1. .877	Jerry Hobbie	1981-82
2. .865	Tony McIntosh	1984-85
3. .857	Jean Prioleau	1989-90
4. .855	David Mascia	1993-94
5. .852	Jermaine Anderson	2005-06

CAREER			
1. .822	Tony McIntosh	1981-85	
2. .821	Jean Prioleau	1988-92	
3. .815	Jerry Hobbie	1981-85	
.815	Bevon Robin	1997-2001	
4. .806	Mark Murphy	1979-83	
5. .795	Jermaine Anderson	2002-06	
6. .785	Bill Mainor	1968-71	

REBOUNDS

GAME			
1. 36	Ed Conlin vs. Colgate 2/4/53		
2. 32	Ed Conlin vs. NYU 2/26/55		
32	Ed Conlin vs. Army 1/24/53		
4. 31	Ed Conlin vs. Villanova 2/5/55		
31	Ed Conlin vs. St. Peter's 1/10/53		

SEASON			
1. 612	Ed Conlin	1952-53	
2. 578	Ed Conlin	1954-55	
3. 417	Ed Conlin	1953-54	
4. 405	John Stevens	1964-65	
5. 400	Dan Lyons	1962-63	

REBOUND AVERAGE

CAREER			
1.18.2	Ed Conlin	1951-55	
2.12.7	John Stevens	1962-65	
3.12.5	Bill McCadney	1955-58	
4.10.4	Darryl Brown	1971-75	
5.10.1	Dan Lyons	1951-55	

ASSISTS

GAME			
1. 15	Jerry Hobbie vs. La Salle 12/28/84		
2. 14	Rob Baxter vs. Army 2/9/94		
14	Kevin Brown vs. CCNY 12/18/74		
3. 13	Jay Fazande vs. Colgate 1/11/92		
13	Jay Fazande vs. Holy Cross 2/3/93		
5. 12	Jay Fazande vs. Xavier 1/5/91		
12	Mark Taylor vs. Army 1/28/88		
12	Jay Fazande vs. St. John's 12/10/92		

SEASON		
1. 188	Jay Fazande	1992-93
2. 180	Rob Baxter	1993-94
180	Jerry Hobbie	1984-85
4. 168	Jay Fazande	1991-92
5. 161	Jack Burik	1970-71

CAREER		
1. 548	Jay Fazande	1989-93
2. 453	Jean Prioleau	1988-92
3. 443	Bevon Robin	1997-2001
4. 416	Dave Maxwell	1979-83
5. 382	Rob Baxter	1991-96

BLOCKS

GAME			
1. 10	Damon Lopez vs. Lehigh 1/16/91		
10	Damon Lopez vs. Army 2/13/90		
10	Dud Tongal vs. Brandeis 2/19/79		
4. 8	Damon Lopez vs. Navy 11/25/89		
8	Damon Lopez vs. Manhattan 1/20/90		
8	Bryant Dunston vs. URI (2/12/06)		
8	Bryant Dunston at Duquesne (1/9/08)		
8	Kervin Bristol vs. Charlotte (2/4/11)		
8	Kervin Bristol vs. Charlotte (2/4/12)		

SEASON		
1. 100	Damon Lopez	1990-91
2. 91	Damon Lopez	1989-90
3. 79	Bryant Dunston	2007-08
4. 75	Bryant Dunston	2005-06
5. 72	Dud Tongal	1978-79
6. 71	Bryant Dunston	2006-07
7. 69	Kervin Bristol	2011-12
8. 67	Damon Lopez	1988-89
67	Bryant Dunston	2004-05
9. 58	Dud Tongal	1981-82

CAREER		
1. 294	Bryant Dunston	2004-08
2. 258	Damon Lopez	1988-91
3. 217	Dud Tongal	1978-82
4. 137	Chris Gaston	2009-
5. 122	Kervin Bristol	2010-12
6. 111	Sanford Jenkins	1988-92
7. 108	Ed Bona	1979-83
8. 104	Sherwin Content	1990-94

STEALS


GAME		
1. 9	Jason Harris at Holy Cross 11/27/99	
2. 8	Joe Paterno vs. Seton Hall 1/19/88	
8	Jason Harris at Siena 12/23/01	
3. 7	Jason Harris at Tulane 11/17/99	
7	Jerry Hobbie vs. LaSalle 12/28/84	
7	Damon Lopez vs. Holy Cross 1/26/91	
7	Dustin Berrien vs. Fairfield 1/9/96	
4. 6	Jason Harris vs. LIU 12/4/99	
6	Jason Harris vs. Manhattan 12/8/99	
6	Jay Fazande vs. Colgate 1/11/92	
6	Jean Prioleau vs. Canisius 2/23/90	
6	Damon Lopez vs. Iona 1/23/90	
6	Joe Paterno vs. Manhattan 2/22/89	
6	Jean Prioleau vs. Navy 2/6/89	
6	Jerry Hobbie at Temple 12/5/81	
6	Bryan Smith vs. Colgate 11/29/11	

SEASON		
1. 78	Jason Harris	1999-00
2. 75	Jerry Hobbie	1984-85
3. 74	Jean Prioleau	1991-92
4. 71	Jason Harris	2000-01
5. 66	Dave Maxwell	1982-83
66	Jerry Hobbie	1983-84
66	Damon Lopez	1990-91


CAREER		
1. 261	Jerry Hobbie	1981-85
2. 251	Jean Prioleau	1988-92
3. 227	Jason Harris	1997-2001
4. 217	Dave Maxwell	1979-83
5. 189	Joe Paterno	1985-89

GAMES PLAYED


CAREER		
1. 126	Fred Herzog	1987-92
126	Jean Prioleau	1988-92
3. 125	Sanford Jenkins	1988-92
125	Don McCormick	1982-86
5. 124	Frank Williams	1983-87
124	G. Lonnie Jones	1983-87



Sanford Jenkins



David Mascia



Jerry Hobbie

SEASON AVERAGES 20 PLUS POINTS PER GAME

1. 25.1	Jim Cunningham	1957-58
2. 25.0	Ed Conlin	1954-55
3. 24.5	Jim Cunningham	1956-57
4. 24.3	Ken Charles	1972-73
5. 23.4	Ed Conlin	1953-54
6. 23.3	Charlie Yelverton	1970-71
7. 21.1	Ken Charles	1971-72
8. 20.8	Jim Manhardt	1961-62
9. 20.0	Darryl Brown	1974-75
20.0	Joe Paterno	1988-89

15 PLUS REBOUNDS PER GAME

1. 23.5	Ed Conlin	1952-53
2. 21.4	Ed Conlin	1954-55
3. 17.3	Ed Conlin	1953-54
4. 15.5	Dan Lyons	1952-53
5. 15.0	John Stevens	1964-65

MOST WIN/LOSSES

MOST WINS

1. 26 1970-71
2. 25 1990-91
3. 24 1918-19
4. 21 1951-52
5. 20 1913-14, '26-27, '89-90

MOST LOSSES

1. 26 2002-03, 2009-10
2. 23 1995-96
3. 22 1978-79
4. 21 1997-98, 1996-97, 1976-77, 2010-11
5. 19 2011-12

MOST POINTS FOR

GAME

1. 128 at Rochester, 12/30/70 (128-72)
2. 119 at Yale 12/1/71 (119-82)
3. 110 vs. Quinnipiac 12/21/99 (110-73)
3. 109 at Rhode Island 2/11/71 (109-61)
3. 109 vs. Mercy 11/29/88 (109-61)
5. 108 vs. St. Peter's 1/20/73 (108-98)

SEASON

1. 2518 1970-71
2. 2473 1990-91
2. 2473 1989-90
4. 2319 1986-87
5. 2285 1983-84


MOST POINTS AGAINST

GAME

1. 114 Boston College 2/4/78
2. 112 Maryland 1/21/74
3. 111 Arizona 12/28/93
4. 110 Rhode Island 2/11/97
5. 109 Syracuse 1/21/78
5. 109 Holy Cross 2/27/88

SEASON

1. 2327 1990-91
2. 2325 1989-90
3. 2314 1986-87
4. 2287 2000-01
5. 2243 1983-84



Joe Paterno

HIGHEST AVERAGE

SEASON

1. 86.8 1970-71
2. 78.4 1971-72 and 1958-59
4. 77.3 1986-87 and 1957-58

WIDEST WINNING MARGIN

1. 56 FU 128 Rochester 72 12/30/70
2. 49 FU 105 Adelphi 56 '53-54
3. 48 FU 109 Mercy 61 11/29/88
4. 44 FU 88, NJIT 44 12/8/07
5. 43 FU 100, Tufts 57 1/8/82
6. 42 FU 101, Army 59 3/1/89

WIDEST LOSING MARGIN

1. 65 Williams 77, FU 12 (1/16/09)
2. 57 Wesleyan 76, FU 19 (1/5/07)
3. 48 Xavier 108, FU 60 (1/31/10)
4. 47 Syracuse 109, FU 62 (2/20/78)
5. 45 Army 84, FU 39 '45-46
6. 41 St. John's 97, FU 56 (1/11/78)

MOST POINTS TWO TEAMS

1. 211 Duquesne 111, FU 100 (3/5/10)
2. 208 Yale 106, FU 102 (OT) (12/4/79)
3. 207 Boston Col. 114, at FU 93 (12/4/78)
4. 206 FU 108, St. Peter's 98 (1/20/73)
5. 201 FU 119, at Yale 92 (12/1/71)
6. 201 FU 129, at Rochester 72 (12/30/70)

FEWEST POINTS TWO TEAMS

1. 17 FU 10, Belmont Abbey 7 1902-03
2. 20 Brooklyn Poly. 13, FU 7 1903-04
- 20 FU 11, Silent Five 9 1904-05

SINCE 1925

1. 30 Manhattan 16, FU 14 1933-34
2. 33 Manhattan 19, FU 14 1928-29

MOST FIELDS GOALS

GAME

1. 55 at Yale 12/1/72
2. 54 at Rochester 12/30/70
3. 45 vs. Lafayette 12/12/70
4. 45 vs. Mercy 11/28/88
5. 44 vs. Navy 11/24/90

SEASON

1. 992 1970-71
2. 907 1989-90
3. 893 1990-91
4. 851 1971-72
5. 844 1972-73

MOST FG ATTEMPTED

GAME

1. 97 at Yale, 12/1/71
2. 95 at Rochester 12/30/71
3. 92 at Yale 12/5/73
4. 86 at Colgate 1/7/95
5. 81 at Mercy 11/28/88

SEASON

1. 2190 1970-71
2. 1996 1989-90
3. 1969 1972-73
4. 1880 1949-50
5. 1837 1950-51

MOST 3-PT. FG MADE


GAME

1. 15 at La Salle, 2/6/05
2. 14 vs. Temple 1/6/02
- 14 vs. Quinnipiac 12/21/99
- 14 vs. Iona 12/18/96
3. 13 at William & Mary 12/30/03
- 13 vs. La Salle 3/3/04
- 13 vs. Charlotte 11/17/00
- 13 vs. La Salle (3/1/06)

SEASON

1. 239 2005-06
2. 232 1999-2000
3. 209 2003-04
4. 192 2002-03
5. 189 2004-05
6. 184 2000-01
7. 182 2010-11
8. 176 1990-91

Bevon Robin became the first Ram to lead the team in scoring four straight years.



MOST FREE THROWS

GAME

1. 39 vs. Lehigh 2/13/93
2. 36 vs. Holy Cross 2/4/89
- 36 vs. Yale 12/4/68
- 35 at Boston College 2/11/67
- 33 vs. Syracuse (Mdls.) 12/12/81

SEASON

1. 619 1956-57
2. 607 1983-84
3. 582 1958-59
4. 565 1984-85
5. 534 1970-71

MOST FREE THROWS ATT.

GAME

1. 46 vs. Lehigh 2/13/93
2. 45 vs. St. Francis 12/2/95
- 45 at Fairfield (12/14/05)
3. 43 vs. Yale 12/4/63
4. 42 at Army 1/28/95
- 42 vs. Lafayette 2/11/95
- 42 vs. Holy Cross 3/4/95
- 41 at Syracuse (Mdls.) 12/12/81
- 41 at Holy Cross 2/4/89
- 41 at Xavier 1/5/91

SEASON

1. 883 1983-84
2. 859 1956-57
3. 777 1992-93
4. 738 1990-91
5. 736 1986-87

HIGHEST FG PCT.

GAME

1. .804 vs. Fairfield 2/27/84
2. .737 at Army 1/31/89
3. .692 vs. Georgetown 2/23/74
4. .640 at Rhode Island 2/11/71
5. .632 at Yale 12/1/71

SEASON

1. .485 1990-91
2. .484 1980-81
3. .483 1986-87
4. .480 1984-85
5. .477 1981-82

HIGHEST FREE THROW PCT.

GAME

(Min. 15 attempts)

1. 1.000 at Georgetown 2/9/77
2. 1.000 vs. South Carolina 3/20/71
3. .950 at Rutgers 1/25/68
4. .936 at Holy Cross 12/22/81
5. .924 at Boston College 2/11/67

MOST REBOUNDS

GAME

- 73 vs. Wagner 2/26/66
- 68 vs. Iona 2/3/65
- 67 vs. Roanoke 12/2/68

SEASON

- 1809 1952-53
- 1602 1951-52
- 1334 1990-91
- 1285 1989-90
- 1261 1967-68

HIGHEST REB. AVG.

SEASON

- 69.6 1952-53
- 64.1 1951-52
- 47.6 1965-66
- 46.7 1967-68
- 44.8 1962-63

MOST ASSISTS

SEASON

- 553 1990-91
- 527 1989-90
- 495 1987-88
- 495 1991-92
- 453 1970-71
- 453 1999-00

MOST BLOCKS

SEASON

- 195 1989-90
- 163 2011-12
- 160 1990-91
- 123 2004-05
- 123 2006-07
- 122 1978-79
- 120 1980-81
- 120 2005-06

MOST STEALS

SEASON

- 350 1981-82
- 313 1990-91
- 279 1991-92
- 261 2000-01
- 257 1999-00

FORDHAM STREAKS

LONGEST WINNING


24 GAMES: Started Feb. 1, 1928 with a 42-33 win at Holy Cross. Ended with a 35-12 loss to NYU at the 102nd Regiment Armory on Feb. 23, 1929.

LONGEST LOSING

22 GAMES: Started December 13, 2009 with a 73-56 loss at St. John's. Ended with a 69-51 win over Sacred Heart on November 15, 2010.

LONGEST HOME WINNING

25 GAMES: Started February 25, 1967 with a 61-54 win over Iona. Ended December 17, 1969 with an 80-69 overtime loss to Columbia.



**TOP TEN CROWDS
OVERALL AND AT ROSE HILL
OVERALL**

ATT.	OPPONENT	SITE	DATE
1. 22,906	Syracuse	Carrier Dome	11/12/11
2. 20,218	Brigham Young	Marriott Center	12/11/82
3. 19,694	Iona	MSG	12/29/84
4. 19,591	DePaul	MSG	2/25/89
5. 19,591	Marquette	MSG	2/25/71
6. 19,560	Notre Dame	MSG	2/18/71
7. 18,000	W. Kentucky	MSG (NIT)	3/43
8. 17,004	Syracuse	Carrier Dome	11/27/82
9. 16,848	St. John's	MSG	12/28/84
10. 16,128	New Mexico	The Pit	12/30/81

ROSE HILL

ATT.	OPPONENT	DATE
1. 4,460	Massachusetts (NIT)	3/19/91
2. 4,386	Holy Cross	2/26/91
3. 4,384	LaSalle	1/27/90
4. 4,326	Princeton	1/2/71
5. 4,295	Army	2/4/69
6. 4,180	Holy Cross	2/4/69
7. 3,991	N.Y.U.	2/27/71
8. 3,943	Holy Cross	2/9/71
9. 3,835	Seton Hall	12/7/68
10. 3,572	Temple	1/16/71

NOTE: Three crowds of over 6,000 were reported in the late 1920's when temporary stands were installed.

RAMS AT ROSE HILL

Fordham University's Rose Hill Gym is entering its 86th season of use by the men's and women's basketball programs, making it the oldest home facility on the Division I level. The Rams have posted a known record of 584-320 at Rose Hill Gym, with winning records in 70 of the 85 seasons. Rose Hill Gym earned the nickname "The Prairie" when it opened because of its large surface, when bleachers were only located on the sides of the court. It has undergone three renovations in its history, the last coming in 2002. The gym has been in continuous use since its opening, except for the World War II years, when it was used as a barracks.

ROSE HILL GYM QUICK FACTS

FIRST GAME: January 16, 1925
SCORE: Fordham 46, Boston College 16
REFEREE: Frankie Frisch
ORIGINAL CAPACITY: 6,000 plus (including standing room)
CURRENT CAPACITY: 3,200
ROSE HILL RECORD: 584-320 (.646)

**RAMS AT ROSE HILL
SINCE 1967-68**

1967-68	11-0	1.000
1968-69	11-0	1.000
1969-70	4-3	.571
1970-71	9-1	.900
1971-72	6-2	.750
1972-73	4-2	.667
1973-74	3-4	.429
1974-75	6-2	.750
1975-76	5-3	.625
1976-77	3-6	.333
1977-78	7-3	.700
1978-79	6-9	.400
1979-80	5-7	.417
1980-81	11-1	.917
1981-82	8-1	.889
1982-83	7-3	.700
1983-84	5-4	.556
1984-85	8-1	.889
1985-86	6-2	.750
1986-87	4-4	.500
1987-88	8-4	.667
1988-89	9-3	.750
1989-90	8-3	.744
1990-91	12-1	.923
1991-92	7-4	.636
1992-93	11-4	.733
1993-94	9-3	.750
1994-95	5-9	.357
1995-96	3-9	.250
1996-97	4-9	.308
1997-98	4-7	.364
1998-99	7-4	.636
1999-00	6-5	.545
2000-01	7-6	.538
2001-02	6-5	.545
2002-03	1-13	.071
2003-04	5-7	.417
2004-05	9-4	.692
2005-06	8-4	.667
2006-07	11-3	.786
2007-08	7-7	.500
2008-09	2-13	.133
2009-10	2-11	.154
2010-11	6-10	.375
2011-12	9-6	.600

ROSE HILL RECORDS

	Individual	
Most Points	42	Ed Conlin vs. Adelphi 1953-54
Most Points, Opponent:	37	Julius Erving, Massachusetts 1969-70
Most Field Goals:	15	Ed Conlin vs. Adelphi 1953-54
Most Field Goals Att.:	28	Len Zandy vs. Wagner 1965-66
Most Free Throws:	19	Jim Cunningham vs. Niagara 1956-57
Most Free Throws Att.:	25	Jim Cunningham vs. Niagara 1956-57
Most Rebounds:	36	Ed Conlin vs. Colgate 1952-53
Most Assists:	14	Rob Baxter vs. Army 1993-94
	14	Kevin Brown vs. CCNY 1973-74
Most Blocks:	10	Damon Lopez vs. Lehigh 1990-91
Most Steals:	7	Damon Lopez vs. Holy Cross 1990-91

	Team	
Most Points:	110	vs. Quinnipiac College 1999-00
Most Points Against:	114	by Boston College 1977-78
Most Field Goals:	45	vs. Mercy College 1988-89
Most Field Goals Att.:	91	vs. N.Y.U. 1970-71
Most Free Throws:	39	vs. Lehigh 1992-93
Most Free Throws Att:	46	vs. Lehigh 1992-93
Highest Field Goal Pct.:	.628	vs. Xavier 1990-91



ALL-MAAC

- 1982: Ed Bona, Dave Maxwell, Dud Tongal
- 1983: Mike Cooper, Dave Maxwell
- 1984: Tony McIntosh, Dave Roberson, Steve Samuels
- 1985: Tony McIntosh, Steve Samuels
- 1986: Joe Paterno (Second)
- 1987: Greg Pedro (Second)
- 1988: Joe Paterno (First), Tom Parrotta (Second)
- 1989: Joe Paterno (First)
- 1990: Andre McClendon (Second)

ALL-PATRIOT LEAGUE

- 1991: Damon Lopez (First), Jean Prioleau (Second)
- 1992: Fred Herzog (First), Sanford Jenkins (Second)
Jean Prioleau (Second)
- 1994: Sherwin Content (First), David Mascia (Second)
- 1995: Ryan Hunter (Second), Billy Lovett (All-Rookie)

**PATRIOT LEAGUE
PLAYER OF THE YEAR**

- 1991: Damon Lopez

ALL-ATLANTIC 10

- 1999: Bevon Robin (Second)
- 2000: Bevon Robin (Third)
- 2001: Jason Harris (All-Defensive)
- 2002: Smush Parker (Second)
- 2003: Michael Haynes (Third)
- 2005: Bryant Dunston (Second)
- 2006: Bryant Dunston (First),
Jermaine Anderson (Second)
- 2007: Bryant Dunston (Second),
Marcus Stout (Hon. Mention)
- 2008: Bryant Dunston (Second)
- 2011: Chris Gaston (Honorable Mention)
- 2012: Chris Gaston (Second Team)

**ATLANTIC 10
ROOKIE OF THE YEAR**


- 1998: Bevon Robin
- 2005: Bryant Dunston
- 2010: Chris Gaston

**ATLANTIC 10
MOST IMPROVED PLAYER**

- 1999: Alejandro Olivares
- 2000: Duke Freeman-McKamey

**ATLANTIC 10
ALL-ROOKIE TEAM**

- 1998: Bevon Robin
- 2001: Jeff McMillan
- 2005: Bryant Dunston, Marcus Stout
- 2009: Jio Fontan
- 2010: Chris Gaston



David Maxwell



Bryant Dunston

HAGGERTY AWARD WINNERS

Presented by the Metropolitan Basketball Writers to the area's outstanding player

- | | | | |
|----------------|------------|-------------------|------|
| Ed Conlin | 1954, 1955 | Charlie Yelverton | 1971 |
| Jim Cunningham | 1958 | Tom Sullivan | 1972 |

MET AREA ROOKIE OF THE YEAR


(Presented to the area's top freshman/newcomer)

- | | | | | | |
|-------------|------|----------------|------|--------------|------|
| Joe Paterno | 1986 | Bryant Dunston | 2005 | Chris Gaston | 2010 |
|-------------|------|----------------|------|--------------|------|


FORDHAM ALL-AMERICAS

- | | | | |
|-------------------|---------|-----------------|---------|
| Frank Dougherty | 1927-28 | Ken Charles | 1971-72 |
| Bob Mullens | 1942-43 | George Zambetti | 1971-72 |
| Ed Conlin | 1954-55 | Darryl Brown | 1974-75 |
| | 1955-56 | Dave Maxwell | 1980-81 |
| Jim Cunningham | 1957-58 | | |
| Charlie Yelverton | 1970-71 | | |

NOTE: All players were either first, second or honorable mention Associated Press all-Americans, except **DARRYL BROWN** and **GEORGE ZAMBETTI** who were GTE/COSIDA Academic All-Americans.




Tom Sullivan won the 1971 Haggerty Award



Darryl Brown was named Academic All-American in 1974-75.

All-Time Lettermen



G. Lonnie Jones

Brandyn Cooper..... 2001-04	Gene Doherty..... 1947-50
Mike Cooper..... 1979-83	Marvin Dominique..... 2010-12
Nestor Cora..... 1973-74	Patrick R. Dooley (Mgr.)..... 1987-91
Mike Costello (Mgr.)..... 1988-91	Eve Dougherty..... 1948-49
Kevin Cousins..... 1967-70	ED DOUGHERTY..... 1927-29
Vin Cox..... 1956-59	Walter Douglas..... 1972-74
Ken Crusius..... 1967-69	Craig Dowell..... 1977-81
Tony Criscuolo..... 1963-66	Vin Drake..... 1952-53
Bob Croke..... 1941-42	CREIGHTON DRURY..... 1935-37
Jim Cronin..... 1967-68	John Duffy (Mgr.)..... 2000-03
JIM CUNNINGHAM..... 1951-53	RICH DUNPHY..... 1975-77
JAMES CURTAIN..... 1902-03	BRYANT DUNSTON..... 2004-08
Maurice Curtis..... 1996-98	
BUD CULLOTON..... 1918-21	
	--E--
	Chris Edwards..... 1983-85
	Charlie Ellwood (Mgr.)..... 1978-80
	ALBERTO ESTWICK..... 2008-12
	--F--
Tom Dagg..... 1948-49	Kevin Fallon..... 1974-76
Dick Daggan..... 1950-51	TOM FALLON..... 1921-22
Jack Daley..... 1935-37	Pat Farrell (Mgr.)..... 1995-99
Ed Danowski..... 1932-33	JAY FAZANDE..... 1989-93
RICHARD DAVIS..... 1936-38	R. J. Feliciano..... 1992-93
Travis Debnam..... 1981-83	Mike Fitzgerald..... 1962-65
Ed De Groat..... 1956-59	RICH FITZGERALD..... 1940-42
Victor Del Guercio..... 1935-36	Mike Fiumerelli..... 1961-62
JOE DEMPSEY..... 1959-62	JOHN FLANAGAN..... 1912-13
TONY DePHILLIPS..... 1934-36	Bill Fleming..... 1933-34
Darren Deschryver..... 1991-'96	John Fogarty..... 1934-36
John DeSio (Mgr.)..... 1997-00	Jio Fontan..... 2008-10
LUKE DEVINE..... 2005-09	Donald Forrester..... 1928-29
Carlos DiCenta..... 1984-86	TONY FOUST..... 1978-82
Joe DiGilio..... 1949-50	
Doug Dillon (Mgr.)..... 1993-96	
CHRIS DIMASCIO..... 1995-98	


Bobby Frain..... 1992-93
Joe Franco..... 1983-87
Joe Frangipane..... 1963-66
STAN FRANKOSKI..... 1973-76
DUKE FREEMAN-McKAMEY.. 1998-02
Richard Fritzsche..... 1934-36

--G--

Mike Gallagher..... 1987-88
Amy Gaskin (Mgr.)..... 1998-01
Bob Gebhardt..... 1942-43
Jon Giacobbe..... 2003-06
NICK GIANOPOULOS..... 1990-94
Bernard Gifford..... 2010-11
Rich Goggin..... 1966-68
Robert Goldstein..... 1946-47
Khiry Gordon..... 2009-11
Ed Gonzales..... 1945-46
DAN GRAHAM..... 1942, 1946-47
Ed Grainger..... 1924-25
Matt Grayhack..... 2010-11
GREG GRIFFIN..... 1997-99
Paul Griswold..... 1971-73
Jacob Green..... 2008-11
Sebastian Greene..... 2004-08
John Guthrie..... 1937-39


--H--

Ken Haggerty..... 1942-43
Don Haig..... 1955-56
Tom Hammill..... 1949-51
Ed Hand..... 1948-49
Michael Hanley..... 1963-64
John Harley..... 1932-33
SCOTT HARMATUK..... 1996-00
Nora Harrington (Mgr.)..... 1994-98
JASON HARRIS..... 1997-01
BOB HASSMILLER..... 1937-39



Ryan Hunter

All-Time Lettermen



Joe McGowan

John Hayes..... 1931-32
Robert Hayes..... 1964-65
William Hayes..... 1950-51
Ernie Hayes..... 1955-56
MICHAEL HAYNES..... 2000-04
Lou Healey..... 1923-24
JOHN HENRY..... 1991-96
FRED HERZOG..... 1987-92
Cornell Hess..... 1960-62
FRANK HEYWARD..... 1971-74
Jim Hill..... 1971-72
JERRY HOBBIE..... 1981-85
Wendell Holland..... 1971-73
Ty Holloway..... 1978-79
Sean Hope..... 1991-'95
Peter Hopper..... 1986-87
George Hormina..... 1960-62
John Hottinger (Mgr.)..... 1981-83
Joe Hund..... 1948-49
RYAN HUNTER..... 1991-95
JOE HURLEY..... 1931-32
Kevin Hussey..... 2006-07

--J--

Pete Jacquinto..... 1989-90
MARK JARRELL-WRIGHT..... 2001-04
Larry Jenkins..... 1968-69
Sanford Jenkins..... 1988-92
TEREMUN JOHNSON..... 1998-02
G. LONNIE JONES..... 1983-87
Jeremy Joyce (Mgr.)..... 1989-93
John Jordan..... 1956-57

--K--

Ed Kamen..... 1935-38
John Kane..... 1933-36
TONY KARPOWICH..... 1942-46
Tom Kavanaugh..... 1976-80
Steve Kazlo..... 1936-39
Mike Keane..... 1949-52
Kevin Keegan (Mgr.)..... 1990-92
Kathie Keller (Mgr.)..... 1999-01
Bob Kellert..... 1967-70
Brendan Kenney..... 1989-90
Kyle Kesses..... 2009-10
JIM KISSANE..... 1993-97
Frank Klimaszewski..... 1940-42
George Kozimor..... 1961-64
Charles Kraemer (Mgr.)..... 1986-90
Joe Kraemer (Mgr.)..... 1982-86
Leon Krasinski..... 1963-65
RON KUEHN..... 1955-57
ARSENI KUCHINSKY..... 1998-01

--L--

TEX LANDRY..... 1923-24
Dan Landisch..... 2006-08
Bill Langheld..... 1965-68
Bob Larbes..... 1968-71
ALLAN LARKIN..... 1951-53
Howie Lashua..... 1964-65
Bob Lawry..... 1960-62
FRAN LEARY..... 1926-27
Robin Legare..... 1964-65
Sam Levesaukus..... 1976-77
Carl Lewis..... 1938-40
Earl Lightborne..... 1971-73
Dennis Lind..... 1976-77
Max Loeffler..... 1941-42
BILL LOMBARDI..... 1977-80
Damon Lopez..... 1988-91
Billy Lovett..... 1994-99
Al Lucas..... 1942-43
Ken Lynch..... 1964-65
Thomas Lynch..... 1933-34
DAN LYONS..... 1951-55
Bill Lyons..... 1954-55

--M--

Mike Macalisang (Mgr.)..... 1996-98
Connie Mack..... 1993-98
Gerry Mackin..... 1961-62
Patrick Magee..... 1948-49
Pete Magee..... 1983-84
CHRIS MAHONEY..... 1907-09
Dan Mahoney..... 1957-58
BILL MAINOR..... 1968-71
Art Malone..... 1946-47
JIM MANHARDT..... 1961-64
JOE MANNING..... 1923-25
DAVID MASCIA..... 1993-96
DAVE MAXWELL..... 1979-83
Dee Maynard..... 1958-61
Kevin McBride..... 1987-91
Don McCabe..... 1952-55
Bill McCadney..... 1955-58

Darnell McClearn..... 1982-83
Andre McClendon..... 1986-90
DON McCORMICK..... 1982-86
COREY McCRAE..... 2004-06
Jim McFarland..... 1947
Dan McGillicuddy..... 1938-40
Ray McGovern..... 1960-61
Joe McGowan..... 1988-92
Lefty McGuirk..... 1939-41
WAYNE McGUIRT..... 1962-65
TONY McINTOSH..... 1981-85
Scott McKenzie..... 1987-88
FRANK McLAUGHLIN..... 1966-69
John McMahan..... 1937-38
Larry McMahan..... 1923-25
Jeff McMillan..... 1900-02
Bob Melvin..... 1960-63
Bob Melvin, Jr..... 1979-81
Brennen Melvin..... 2009-10
Dean Mendes (Mgr.)..... 1979-81
Pete Menk..... 1947
Rufus Michel..... 1934-35
William Mische..... 1946
Bob Miller..... 1952-55
Harvey Moeller..... 1952-53
Rayner Moquete..... 2009-11
Mike Moore..... 2007-09
Derek Molis..... 1992-94
Kevin Moriarty..... 1972-75
JERRY MOYE..... 1948-51
Bob Mullens..... 1942-44
George Mulligan..... 1932
Bob Mulvihill..... 1942, 1946-47
Mark Murphy..... 1979-83
Mike Murphy..... 1977-80
Bill Murray..... 1961-63

--O--

Gene O'Brien..... 1946-49
William O'Brien..... 1938-40
Ralph O'Connell..... 1938-40
Daniel O'Connor..... 1923-25
PAT O'DONNELL..... 1957-60
William O'Hara..... 1935-37
JOHN O'NEILL..... 1973-77
TIP O'NEILL..... 1924-25
Pete O'Rourke..... 1947
DOMINIC OSEI..... 2003-07
DAN O'SULLIVAN..... 1986-90


--P--

ED PARCHINSKI..... 1951-53
FRED PARKER..... 1930-32
KEN PARKER..... 1965-68
Smush Parker..... 2001-02
TOM PARROTTA..... 1984-88
JOE PATERNO..... 1985-89
Paul Patinko..... 1952-55
Nat Pearlman..... 1924-25
GREG PEDRO..... 1986-88
Tom Pennet..... 1967-68
JERRY PEPPER..... 1932-34



All-Time Lettermen

Vic Petach	1950-51	Leo Sykes.....	1947	KEVIN WHITE	1975-79
Brendan Petersen	1994-95	William Szezowski	1932	Steve White.....	1996-98
Brendan Pierson.....	1979-83			Guy Whitlock.....	1973-74
Adolph Pingarron.....	1933	--T--		Paul Wilkinson.....	1948-49
Thomas Pipich	1970-74	Phil Tama	1966	Chad Williams.....	1993-94
Demetrius Phillips.....	2005-07	Herb Tanner.....	2006-10	Danny Williams	1933-34
Jean Prioleau	1988-92	Dick Tarrant.....	1948-49	Frank Williams.....	1983-87
John Pugh	1996-00	Gene Taylor.....	1946	Paul Williams.....	1973-75
		Mark Taylor.....	1985-88	William Williams	1933
--Q--		John TeCarr	1939-40	Anthonique Wilson	2002-03
Joe Quantrille.....	1940	Liberto Tetimadingar.....	2000-01	Zach Wing.....	2007-09
FRED QUARTLEBAUM	1985-89	Lamar Thomas	2008-09	Henry Wisniewski.....	1931
Ed Quirk.....	1961-62	Danny Thompson	2009-10	DENNIS WITKOWSKI	1966-68
		Dud Tongal.....	1979-82	David Witmer.....	1994-95
--R--		T.K. Tripucka	1975-79	John Wisbicki.....	1950-51
GEORGE RADICE	1930-33	John Troha	1972-75	Maurice Woods	1928
JOHN RAFTIS	1904-05	Chris Trunk	1984-86	Mike Woods	1949-53
Pat Raftery	1967-69	Tom Tubridy.....	2002-06	Bart Woytowicz.....	1970-72
BOB REESE	1954-56	Bill Tyrell	1961-62	Robert Wymbs.....	1972-74
Robert Reinacher	1935-36				
Tom Reis	1940	--V--		--Y--	
MIKE RICE	1987-91	Ralph Ventre (Mgr.).....	2001-04	MUSHON YA'AKOSI	2002-05
Dan Rinaldo	1933	Paul Viggiano.....	1953-55	CHARLIE YELVERTON	1968-71
Albert Rizzo	1940	Nick Vita	2004-06	Dick Young	1957-59
DAVE ROBERSON	1981-84			Normand Young.....	1935-36
Alfred Roberts.....	1936	--W--		--Z--	
BEVON ROBIN	1997-01	Frad Wagner.....	1956-58	Ray Zaborowski.....	1953-55
James Robinson	1985-87	JOHN WALSH	1977-81	Jim Zakszewski.....	1924-25
Tom Rohan.....	1924-25	Adrian Walton.....	2001-02	JOHN ZALESKI	1928-31
Gerry Rooney.....	1949-52	Norm Waterman.....	1934-35	George Zambetti	1970-72
John Ryan.....	1957	HOWIE WEIL	1938-40	Len Zandy	1963-66
Kevin Ryan	1978-79	Charlie Weizewecker	1945-46	JOHN ZANZALARI	1967-70
		Jack Welch	1936-38	Joe Zapustas.....	1933
--S--		Paul Westhead	1987-89	Mitar Zivanovic	2003-04
John Samonsky	1959-61	Alfred White	1927	Mike Zuccarello (Mgr.).....	1983-86
Lamont Samuel.....	2010-12	Edward White	1940		
Steve Samuels.....	1980-85	George White	1975-76		
John Sarsfield.....	1956	John White	1923-26		
Hal Savage	1941-43				
George Schneider.....	1924-25				
Joe Schneider	1927				
Ed Shea	1947				
BRIAN SHEERAN	1964-67				
BILL SHERIDAN	1960-63				
Paul Sheridan	1924-25				
BOB SHERRY	1940-42				
ALLIE SHIELDS	1946-50				
John Sinon.....	1982-84				
GORAN SKOKO	1982, 1985-87				
Bill Smith, Sr. (Mgr.).....	1951-54				
Bill Smith, Jr. (Mgr.).....	1986-90				
GERRY SMITH	1946-49				
PAUL SMITH	1973, 1976-77				
Donald Sommer.....	1933-34				
Moe Spillane	1938				
Art Starrs.....	1966, 1968-69				
John Stevens.....	1962, 1964-65				
Dewey Stinson	1988-92				
MARCUS STOUT	2004-08				
John N. Sullivan (Mgr.).....	1948-51				
TOM SULLIVAN	1969-72				
Ira Sussman.....	1957-58				
Jeff Swider	1990-91				



Goran Skoko

The University

