

RESULTS BOOK

As of 22 January 2012

This page intentionally left blank



INNSBRUCK
2012
YOUTH OLYMPIC GAMES



ALPINE SKIING

This page intentionally left blank



OFFICIAL RESULTS

WED 18 JAN 2012 START TIME 13:00

Jury		
Technical Delegate FIS	BERWEIN-SCHMID M.	GER
Referee	FLERE Janez	FIS
Chief of Race	DAUM Werner	AUT
Start Referee	WITTEVEEN Einar	NOR
Finish Referee	PATERSON Euan	NZL

Technical Data	
Course Name	Olympia
Start Altitude	1352 m
Finish Altitude	1032 m
Vertical Drop	320 m
Homologation Number	7677/12/04

Race Information 1st Run		
Course Setter	OMMINGER Andreas	GER
Number of Gates	40	
Turning Gates	37	
Start Time	10:00	
Forerunners	A – L. WOPFNER	AUT
	B – M. SCHMID	AUT
	C – A. SCHNEEBERGER	AUT

Race Information 2nd Run		
Course Setter	ENGLUND Emil	SWE
Number of Gates	40	
Turning Gates	37	
Start Time	13:00	
Forerunners	A – L. WOPFNER	AUT
	B – M. SCHMID	AUT
	C – A. SCHNEEBERGER	AUT

Weather: SUNNY Snow: HARD Temperature – Start: –2.0 °C / 28.4 °F Finish: 0.0 °C / 0.0 °F

F-factor: 870
Applied Penalty: 25.89

Number of Competitors: 55, Number of NOCs: 48

Rank	Bib	FIS Code	Name	Year of Birth	NOC Code	Run 1	Run 2	Total	Diff.	Race Points
1	6	197651	DIREZ Clara	1995	FRA	57.58	58.55	1:56.13		0.00
2	2	197616	ALPHAND Estelle	1995	FRA	57.69	58.65	1:56.34	0.21	1.57
3	11	516394	SUTER Jasmina	1995	SUI	57.74	58.71	1:56.45	0.32	2.40
4	5	705423	VLHOVA Petra	1995	SVK	57.35	59.16	1:56.51	0.38	2.85
5	1	506664	FJAELLSTROEM M.	1995	SWE	57.14	59.45	1:56.59	0.46	3.45
6	8	405138	JELINKOVA Adriana	1995	NED	58.34	58.63	1:56.97	0.84	6.29
7	4	485802	TKACHENKO Ekaterina	1995	RUS	58.61	59.41	1:58.02	1.89	14.16
8	14	516373	FLUETSCH Luana	1995	SUI	58.70	59.71	1:58.41	2.28	17.08
9	12	56258	AGER Christina	1995	AUT	58.90	1:00.23	1:59.13	3.00	22.47
10	18	565428	BREZOVNIK Sasa	1995	SLO	59.26	59.91	1:59.17	3.04	22.77
11	19	385093	TRSINSKI Sasa	1996	CRO	59.40	1:00.16	1:59.56	3.43	25.70
12	16	299000	OLIVIERI Veronica	1995	ITA	59.86	59.95	1:59.81	3.68	27.57
13	13	45331	SMALL Greta	1995	AUS	59.56	1:00.34	1:59.90	3.77	28.24
14	15	206590	KRAUSS Alisa	1995	GER	1:00.13	59.84	1:59.97	3.84	28.77
15	20	107583	REMME Roni	1996	CAN	1:00.04	1:00.03	2:00.07	3.94	29.52
16	22	155766	DROZDIKOVA Dominika	1995	CZE	59.97	1:00.84	2:00.81	4.68	35.06
17	17	299042	FIORANO Jasmine	1995	ITA	59.25	1:01.77	2:01.02	4.89	36.63
18	25	206653	REINOLD Jenny	1996	GER	1:00.73	1:00.54	2:01.27	5.14	38.51
19	31	95126	POPOVA Aleksandra	1996	BUL	1:00.62	1:00.82	2:01.44	5.31	39.78
20	33	565447	SEIDL Claudia	1996	SLO	1:01.07	1:00.71	2:01.78	5.65	42.33
21	24	255367	VILHJALMSDOTTIR Helga	1995	ISL	1:00.31	1:01.75	2:02.06	5.93	44.43
22	32	496135	ROCAMORA Ona	1995	ESP	1:01.12	1:01.38	2:02.50	6.37	47.72
23	10	307386	DENDA Kayo	1995	JPN	1:00.99	1:01.68	2:02.67	6.54	49.00

#459 _____



OFFICIAL RESULTS

THU 19 JAN 2012 START TIME 13:00

Jury		
Technical Delegate FIS	SINAY Juraj	SVK
Referee	WALDNER Markus	FIS
Chief of Race	DAUM Werner	AUT
Start Referee	WITTEVEEN Einar	NOR
Finish Referee	PATERSON Euan	NZL

Technical Data	
Course Name	Olympia
Start Altitude	1352 m
Finish Altitude	1032 m
Vertical Drop	320 m
Homologation Number	7677/12/04

Race Information 1st Run		
Course Setter	EHN Gert Michael	AUT
Number of Gates	41	
Turning Gates	37	
Start Time	10:00	
Forerunners	A – L. WOPFNER	AUT
	B – M. SCHMID	AUT
	C – A. SCHNEEBERGER	AUT

Race Information 2nd Run		
Course Setter	BELISLE Jean-Francois	CAN
Number of Gates	41	
Turning Gates	37	
Start Time	13:00	
Forerunners	A – L. WOPFNER	AUT
	B – M. SCHMID	AUT
	C – A. SCHNEEBERGER	AUT

Weather: PARTLY CLOUDY Snow: SOFT Temperature – Start: 6.0 °C / 42.8 °F Finish: 7.0 °C / 44.6 °F
F-factor: 870
Applied Penalty: 40.55

Number of Competitors: 64, Number of NOCs: 56

Rank	Bib	FIS Code	Name	Year of Birth	NOC Code	Run 1	Run 2	Total	Diff.	Race Points
1	3	54320	SCHWARZ Marco	1995	AUT	57.31	54.39	1:51.70		0.00
2	11	6291725	ZINGERLE Hannes	1995	ITA	57.54	54.56	1:52.10	0.40	3.12
3	12	512138	SIMONET Sandro	1995	SUI	57.46	54.87	1:52.33	0.63	4.91
4	4	422379	FJELDBERG Martin	1995	NOR	57.62	55.27	1:52.89	1.19	9.27
5	5	422390	MONSEN Marcus	1995	NOR	58.30	55.03	1:53.33	1.63	12.70
6	20	380361	RODES Istok	1996	CRO	57.82	56.64	1:54.46	2.76	21.50
7	8	304544	HIROSHIMA Seiya	1995	JPN	59.09	55.67	1:54.76	3.06	23.83
8	27	202642	ERTL Nikolaus	1995	GER	1:00.43	54.70	1:55.13	3.43	26.72
9	23	390037	LUIK Tonis	1995	EST	59.72	55.80	1:55.52	3.82	29.75
10	19	512116	GUT Ian	1995	SUI	1:00.15	55.39	1:55.54	3.84	29.91
11	30	6531160	LEEVER Alex	1995	USA	59.89	56.09	1:55.98	4.28	33.34
12	33	481668	PAK Artem	1995	RUS	1:00.50	55.59	1:56.09	4.39	34.19
13	38	550066	ZVEJNIEKS Miks Edgars	1995	LAT	1:00.31	56.16	1:56.47	4.77	37.15
14	36	410395	IZARD-PRICE Harry	1995	NZL	1:00.76	56.31	1:57.07	5.37	41.83
15	25	430668	DZIEDZIC Andrzej	1995	POL	1:00.76	56.55	1:57.31	5.61	43.69
16	34	104409	QUEZEL Lambert	1996	CAN	1:00.75	56.66	1:57.41	5.71	44.47
17	9	561322	HADALIN Stefan	1995	SLO	59.27	58.21	1:57.48	5.78	45.02
18	46	350098	HUG Manuel	1996	LIE	1:00.44	57.16	1:57.60	5.90	45.95
19	37	310415	STANISIC Strahinja	1995	SRB	1:01.85	57.15	1:59.00	7.30	56.86
20	41	680060	KOZANASHVILI Nikoloz	1995	GEO	1:01.77	57.98	1:59.75	8.05	62.70
21	43	240139	KEKESI Marton	1995	HUN	1:02.15	57.76	1:59.91	8.21	63.95
22	42	151110	STEPAN Martin	1995	CZE	1:01.25	59.02	2:00.27	8.57	66.75
23	49	460101	CENTIU Mihai Andrei	1996	ROU	1:02.69	58.39	2:01.08	9.38	73.06

#751 _____



OFFICIAL RESULTS

THU 19 JAN 2012 START TIME 13:00

Number of Competitors: 64, Number of NOCs: 56

Rank	Bib	FIS Code	Name	Year of Birth	NOC Code	Run 1	Run 2	Total	Diff.	Race Points
23	18	60236	VAN DEN BROECKE Dries	1995	BEL	1:05.32	55.76	2:01.08	9.38	73.06
25	22	180760	SATTANEN Juho	1995	FIN	59.12	1:01.98	2:01.10	9.40	73.21
26	45	670073	SABITOV Ruslan	1995	KAZ	1:03.52	58.05	2:01.57	9.87	76.87
27	47	170149	BIGOM Frederik Munck	1995	DEN	1:03.07	58.87	2:01.94	10.24	79.76
28	52	690722	MYTSAK Dmytro	1995	UKR	1:03.03	59.88	2:02.91	11.21	87.31
29	51	780013	ZAVECKAS Rokas	1996	LTU	1:03.30	59.96	2:03.26	11.56	90.04
30	57	340305	MOHBAT Alexandre	1995	LIB	1:04.26	1:00.21	2:04.47	12.77	99.46
31	48	750106	NASHOKU Marjan	1995	MKD	1:03.84	1:01.46	2:05.30	13.60	105.93
32	64	80072	MACEDO Tobias	1996	BRA	1:06.51	1:01.06	2:07.57	15.87	123.61
33	54	370034	PELASSY Bryan	1996	MON	1:06.17	1:01.56	2:07.73	16.03	124.85
34	56	260241	BAHA Nima	1996	IRI	1:06.73	1:03.86	2:10.59	18.89	147.13
35	60	570018	SPEELMAN Sive	1995	RSA	1:08.96	1:03.25	2:12.21	20.51	159.75
36	59	450026	MICHELOTTI Vincenzo	1996	SMR	1:11.34	1:01.44	2:12.78	21.08	164.19
37	58	610002	TESFAMARIAM Abel	1995	PHI	1:10.20	1:04.13	2:14.33	22.63	176.26
38	63	130034	WU Meng-Che	1995	TPE	1:36.28	1:30.81	3:07.09	1:15.39	587.19
39	62	890006	LAMA Bibash	1995	NEP	1:42.29	1:31.39	3:13.68	1:21.98	638.52

DID NOT FINISH RUN 1: 15 competitors

7	20398	VERDU SANCHEZ Joan	1995	AND
10	6190071	HERPIN Leny	1995	FRA
13	502042	BAUER Fredrik	1995	SWE
14	790025	LAMHAMEDI Adam	1995	MAR
15	202652	KRAHNERT Lucas	1995	GER
17	6291646	DA VILLA Davide	1995	ITA
21	104311	GRASIC Martin	1995	CAN
26	320391	KIM Dong-Woo	1995	KOR
29	250359	BJARNASON Jakob Helgi	1995	ISL
32	40577	LAIDLAW Harry	1996	AUS
39	92673	NUSHEV Georgi	1995	BUL
40	710353	SLJIVIC Marko	1996	BIH
44	221170	HENDERSON Paul	1995	GBR
50	959600	ABEDA Shannon	1996	ERI
55	210034	SEMENCHENKO Arkadiy	1995	UZB

DISQUALIFIED RUN 1: 1 competitor

61	520164	TOPALOGLU Mustafa	1996	TUR	Gate 39	Rule 629.3
----	--------	--------------------------	------	-----	---------	------------

DID NOT FINISH RUN 2: 8 competitors

1	110339	ECHEVERRIA Sebastian	1995	CHI
2	6190006	SCHULLER Victor	1995	FRA
16	230659	VALCAREGGI M.	1995	GRE
24	54358	GRAF Mathias Elmar	1996	AUT
28	491965	BERTRAN Adria	1995	ESP
31	30364	FREGONESE Ramiro	1996	ARG

#751 _____



OFFICIAL RESULTS

THU 19 JAN 2012 START TIME 13:00

Number of Competitors: 64, Number of NOCs: 56

Rank	Bib	FIS Code	Name	Year of Birth	NOC Code	Run 1	Run 2	Total	Diff.	Race Points
	35	700908	MURIN Roman	1995	SVK					
	53	160097	LEFKARITIS Dinos	1995	CYP					

DISQUALIFIED RUN 2: 1 competitor

6	561310	HROBAT Miha	1995	SLO	Gate 16	Rule 629.3
---	--------	--------------------	------	-----	---------	------------

Reason for disqualification:

629.3 Does not pass through the gate correctly

Technical Delegate:
SINAY Juraj (SVK) #751



OFFICIAL RESULTS

WED 18 JAN 2012 START TIME 13:00

Number of Competitors: 55, Number of NOCs: 48

Rank	Bib	FIS Code	Name	Year of Birth	NOC Code	Run 1	Run 2	Total	Diff.	Race Points
24	29	6535256	MUELLER-RISTINE Julia	1995	USA	1:01.86	1:01.31	2:03.17	7.04	52.74
25	28	185389	SCHOULTZ Olivia	1995	FIN	1:02.51	1:02.37	2:04.88	8.75	65.55
26	39	435371	WASEK Katarzyna	1996	POL	1:02.76	1:02.51	2:05.27	9.14	68.47
27	30	395015	TOBI Triin	1995	EST	1:03.49	1:03.18	2:06.67	10.54	78.96
28	23	325111	JO Eun-Hwa	1995	KOR	1:03.30	1:04.07	2:07.37	11.24	84.21
29	38	365020	ELVINGER Catherine	1995	LUX	1:03.44	1:04.16	2:07.60	11.47	85.93
30	34	695105	GORBUNOVA Anastasia	1995	UKR	1:04.42	1:04.52	2:08.94	12.81	95.97
31	41	715166	ZVIZDIC Nada	1996	BIH	1:06.88	1:07.66	2:14.54	18.41	137.92
32	45	685020	GAVVA Susana	1995	GEO	1:07.73	1:07.28	2:15.01	18.88	141.44
33	43	245068	URY Zsuzsanna	1995	HUN	1:06.85	1:09.02	2:15.87	19.74	147.88
34	42	275029	BELL Florence	1996	IRL	1:06.73	1:09.33	2:16.06	19.93	149.31
35	44	235277	GKOGKOU Anastasia	1995	GRE	1:08.07	1:09.06	2:17.13	21.00	157.32
36	53	785008	PAMERNECKYTE Laura	1995	LTU	1:08.12	1:09.30	2:17.42	21.29	159.50
37	46	175046	FAARUP Julie	1995	DEN	1:09.41	1:09.56	2:18.97	22.84	171.11
38	50	525088	KAVUR Dila	1996	TUR	1:10.13	1:10.75	2:20.88	24.75	185.42
39	49	345098	KAIROUZ Celine	1995	LIB	1:11.26	1:11.30	2:22.56	26.43	198.00
40	48	675035	GRIGOROVA Mariya	1996	KAZ	1:10.94	1:11.75	2:22.69	26.56	198.98
41	47	315208	RADOJICIC Milena	1995	MNE	1:12.80	1:10.99	2:23.79	27.66	207.22
42	52	85025	NOBRE Eliza	1996	BRA	1:10.76	1:13.54	2:24.30	28.17	211.04
43	54	625023	THAKUR Aanchal	1996	IND	1:23.83	1:24.88	2:48.71	52.58	393.91

DID NOT START RUN 1: 2 competitors

51	265037	AHMADI Hadis	1996	IRI
55	955003	TODD Isabella	1996	PER

DID NOT FINISH RUN 1: 2 competitors

7	426092	CHRISTENSEN Nora Grieg	1995	NOR
40	555036	ABOLTINA Agnese	1996	LAT

DISQUALIFIED RUN 1: 2 competitors

36	25188	RAMENTOL Sara	1996	AND	Gate 20	Rule 629.3
37	665010	LESIK Anastasiya	1995	BLR		Rule 628.5

DID NOT FINISH RUN 2: 6 competitors

3	107532	TOMMY Mikaela	1995	CAN
9	56283	RETTENWENDER Martina	1995	AUT
21	415205	HUDSON Piera	1996	NZL
26	35206	COSTANTINI Delfina	1996	ARG
27	115173	MONTESINOS Macarena	1995	CHI
35	225588	ROGERS Rachelle	1995	GBR

#459 _____



OFFICIAL RESULTS

WED 18 JAN 2012 START TIME 13:00

Reason for disqualification:

629.3 Does not pass through the gate correctly
628.5 False start

Technical Delegate:
BERWEIN-SCHMID Monika (GER) #459



BRACKETS

TUE 17 JAN 2012 START TIME 11:15

1/4 Finals						1/2 Finals					Finals				
Run 1	Run 2	Run 3	Run 4	Pts		Run 1	Run 2	Run 3	Run 4	Pts	Run 1	Run 2	Run 3	Run 4	Pts

Heat 1	11	12	13	14	
SUI	+ 0.45	+ 0.33	DNS	26.67	1
NOR	Q 23.23	21.81	DNS	+ 1.50	2
	81	82	83	84	

SF 1	45.51	41	42	43	44
ITA	+ 0.02	+ 0.52	23.77	22.23	2
NOR	Q 23.26	21.91	DNS	+ 0.38	2
	45.17	81	82	83	84

Gold Austria
Silver Norway
Bronze France
4 Italy
5 Switzerland
5 Germany
5 Slovenia
5 Canada

Heat 2	41	42	43	44	
ITA	Q 23.86	22.47	23.82	22.48	3
GER	23.86	DNF	DNF	+ 0.08	0
	51	52	53	54	

Heat 3	45.55	31	32	33	34
FRA	Q 22.85	22.70	+ 0.20	+ 1.50	2
SLO	+ 1.36	+ 0.76	23.45	22.50	2
	45.95	61	62	63	64

SF 2	45.23	21	22	23	24
AUT	Q + 0.03	22.11	23.12	DNF	2
FRA	23.12	+ 0.20	+ 0.04	22.54	2
	45.43	31	32	33	34

Big F		21	22	23	24	
AUT	W	23.13	22.63	24.47	+ 1.50	3
NOR	+ 0.47	DNF	DNF	22.53	1	
		81	82	83	84	

Heat 4	21	22	23	24	
AUT	Q 22.93	22.37	23.49	22.78	4
CAN	+ 0.42	DNF	+ 0.30	DNF	0
	71	72	73	74	

Small F		31	32	33	34
FRA	w + 1.48	22.31	23.50	22.22	3
ITA	23.97	+ 0.61	+ 0.31	+ 0.18	1
		41	42	43	44

LEGEND

Big F	Big Final	DNF	Did Not Finish	DNS	Did Not Start
Q	Qualified for next phase	SF	Semifinal	Small F	Small Final
w	Small Final Winner	W	Big Final Winner		



OFFICIAL RESULTS

FRI 20 JAN 2012 START TIME 12:30

Jury		
Technical Delegate FIS	BERWEIN-SCHMID M.	GER
Referee	FLERE Janez	FIS
Chief of Race	DAUM Werner	AUT
Start Referee	WITTEVEEN Einar	NOR
Finish Referee	PATERSON Euan	NZL

Technical Data	
Course Name	Olympia
Start Altitude	1233 m
Finish Altitude	1080 m
Vertical Drop	153 m
Homologation Number	7678/12/04

Race Information 1st Run		
Course Setter	LARS Kristofferson	NOR
Number of Gates	46	
Turning Gates	45	
Start Time	10:00	
Forerunners	A – L. WOPFNER	AUT
	B – M. SCHMID	AUT
	C – A. SCHNEEBERGER	AUT

Race Information 2nd Run		
Course Setter	GREENWOOD Torey	USA
Number of Gates	46	
Turning Gates	45	
Start Time	12:30	
Forerunners	A – L. WOPFNER	AUT
	B – M. SCHMID	AUT
	C – A. SCHNEEBERGER	AUT

Weather: SNOW Snow: SOFT Temperature – Start: -2.0 °C / 28.4 °F Finish: 0.0 °C / 32.0 °F

F-factor: 610
Applied Penalty: 19.87

Number of Competitors: 54, Number of NOCs: 47

Rank	Bib	FIS Code	Name	Year of Birth	NOC Code	Run 1	Run 2	Total	Diff.	Race Points
1	5	705423	VLHOVA Petra	1995	SVK	40.71	39.05	1:19.76		0.00
2	19	107583	REMME Roni	1996	CAN	42.05	39.20	1:21.25	1.49	11.40
3	1	485802	TKACHENKO Ekaterina	1995	RUS	42.39	39.23	1:21.62	1.86	14.23
4	13	516394	SUTER Jasmina	1995	SUI	42.38	39.26	1:21.64	1.88	14.38
5	9	299042	FIORANO Jasmine	1995	ITA	42.60	39.41	1:22.01	2.25	17.21
6	4	197616	ALPHAND Estelle	1995	FRA	42.76	39.46	1:22.22	2.46	18.81
7	7	45331	SMALL Greta	1995	AUS	43.83	40.41	1:24.24	4.48	34.26
8	17	255367	VILHJALMSDOTTIR Helga	1995	ISL	45.63	39.29	1:24.92	5.16	39.46
9	15	565428	BREZOVNIK Sasa	1995	SLO	46.93	39.12	1:26.05	6.29	48.11
10	20	155766	DROZDIKOVA Dominika	1995	CZE	45.79	40.59	1:26.38	6.62	50.63
11	25	565447	SEIDL Claudia	1996	SLO	45.75	40.75	1:26.50	6.74	51.55
12	27	6535256	MUELLER-RISTINE Julia	1995	USA	46.48	41.31	1:27.79	8.03	61.41
13	28	185389	SCHOULTZ Olivia	1995	FIN	46.09	41.86	1:27.95	8.19	62.64
14	36	395015	TOBI Triin	1995	EST	46.74	42.73	1:29.47	9.71	74.26
15	34	415205	HUDSON Piera	1996	NZL	47.93	41.69	1:29.62	9.86	75.41
16	35	555036	ABOLTINA Agnese	1996	LAT	48.41	42.87	1:31.28	11.52	88.10
17	39	665010	LESIK Anastasiya	1995	BLR	47.56	44.63	1:32.19	12.43	95.06
18	40	365020	ELVINGER Catherine	1995	LUX	48.25	44.73	1:32.98	13.22	101.11
19	44	315208	RADOJICIC Milena	1995	MNE	49.46	45.00	1:34.46	14.70	112.42
20	54	715166	ZVIZDIC Nada	1996	BIH	51.33	44.09	1:35.42	15.66	119.77
21	42	235277	GKOGKOU Anastasia	1995	GRE	50.00	46.15	1:36.15	16.39	125.35
22	48	685020	GAVVA Susana	1995	GEO	49.94	46.46	1:36.40	16.64	127.26
23	52	245068	URY Zsuzsanna	1995	HUN	51.11	46.79	1:37.90	18.14	138.73

#459 _____



OFFICIAL RESULTS

SAT 21 JAN 2012 START TIME 12:30

Jury		
Technical Delegate FIS	SINAY Juraj	SVK
Referee	WALDNER Markus	FIS
Chief of Race	DAUM Werner	AUT
Start Referee	WITTEVEEN Einar	NOR
Finish Referee	PATERSON Euan	NZL

Technical Data	
Course Name	Olympia
Start Altitude	1233 m
Finish Altitude	1080 m
Vertical Drop	153 m
Homologation Number	7678/12/04

Race Information 1st Run		
Course Setter	ZUPANC Slavko	SLO
Number of Gates	46	
Turning Gates	45	
Start Time	10:00	
Forerunners	A – L. WOPFNER	AUT
	B – J. BUSTA	AUT
	C – A. SCHNEEBERGER	AUT

Race Information 2nd Run		
Course Setter	SERRA Alessandro	ITA
Number of Gates	46	
Turning Gates	45	
Start Time	12:30	
Forerunners	A – L. WOPFNER	AUT
	B – M. SCHMID	AUT
	C – J. BUSTA	AUT

Weather: SNOW Snow: SOFT Temperature – Start: –4.0 °C / 24.8 °F Finish: –1.0 °C / 30.2 °F

F-factor: 610
Applied Penalty: 35.81

Number of Competitors: 62, Number of NOCs: 54

Rank	Bib	FIS Code	Name	Year of Birth	NOC Code	Run 1	Run 2	Total	Diff.	Race Points
1	6	512138	SIMONET Sandro	1995	SUI	38.62	39.74	1:18.36		0.00
2	8	60236	VAN DEN BROECKE Dries	1995	BEL	39.80	40.46	1:20.26	1.90	14.79
3	18	54358	GRAF Mathias Elmar	1996	AUT	40.16	40.19	1:20.35	1.99	15.49
4	2	6291646	DA VILLA Davide	1995	ITA	39.97	40.52	1:20.49	2.13	16.58
5	14	561322	HADALIN Stefan	1995	SLO	41.01	39.72	1:20.73	2.37	18.45
6	10	202642	ERTL Nikolaus	1995	GER	40.68	40.44	1:21.12	2.76	21.49
7	16	202652	KRAHNERT Lucas	1995	GER	40.53	40.74	1:21.27	2.91	22.65
8	24	20398	VERDU SANCHEZ Joan	1995	AND	41.27	40.06	1:21.33	2.97	23.12
9	23	380361	RODES Istok	1996	CRO	41.15	40.84	1:21.99	3.63	28.26
10	22	104311	GRASIC Martin	1995	CAN	41.57	40.75	1:22.32	3.96	30.83
11	25	502042	BAUER Fredrik	1995	SWE	42.85	40.09	1:22.94	4.58	35.65
12	27	180760	SATTANEN Juho	1995	FIN	41.75	41.38	1:23.13	4.77	37.13
13	26	550066	ZVEJNIEKS Miks Edgars	1995	LAT	43.35	39.83	1:23.18	4.82	37.52
14	37	390037	LUIK Tonis	1995	EST	42.45	40.97	1:23.42	5.06	39.39
15	28	6190006	SCHULLER Victor	1995	FRA	43.21	40.52	1:23.73	5.37	41.80
16	20	92673	NUSHEV Georgi	1995	BUL	42.13	42.01	1:24.14	5.78	44.99
17	34	40577	LAIDLAW Harry	1996	AUS	43.26	41.30	1:24.56	6.20	48.26
18	35	230659	VALCAREGGI M.	1995	GRE	42.65	42.19	1:24.84	6.48	50.44
19	30	151110	STEPAN Martin	1995	CZE	44.12	40.86	1:24.98	6.62	51.53
20	29	481668	PAK Artem	1995	RUS	44.70	41.31	1:26.01	7.65	59.55
21	40	240139	KEKESI Marton	1995	HUN	44.57	41.99	1:26.56	8.20	63.83
22	39	350098	HUG Manuel	1996	LIE	42.94	45.04	1:27.98	9.62	74.89
23	42	410395	IZARD-PRICE Harry	1995	NZL	46.12	43.05	1:29.17	10.81	84.15

#751 _____



OFFICIAL RESULTS

SAT 21 JAN 2012 START TIME 12:30

Number of Competitors: 62, Number of NOCs: 54

Rank	Bib	FIS Code	Name	Year of Birth	NOC Code	Run 1	Run 2	Total	Diff.	Race Points
24	60	780013	ZAVECKAS Rokas	1996	LTU	46.05	43.24	1:29.29	10.93	85.09
25	4	304544	HIROSHIMA Seiya	1995	JPN	47.64	42.68	1:30.32	11.96	93.10
26	45	690722	MYTSAK Dmytro	1995	UKR	46.30	44.34	1:30.64	12.28	95.59
27	50	460101	CENTIU Mihai Andrei	1996	ROU	46.61	46.82	1:33.43	15.07	117.31
28	52	340305	MOHBAT Alexandre	1995	LIB	48.53	45.88	1:34.41	16.05	124.94
29	56	520164	TOPALOGLU Mustafa	1996	TUR	48.34	48.87	1:37.21	18.85	146.74
30	61	260241	BAHA Nima	1996	IRI	49.04	48.76	1:37.80	19.44	151.33
31	53	210034	SEMENCHENKO Arkadiy	1995	UZB	54.44	49.94	1:44.38	26.02	202.55
32	62	570018	SPEELMAN Sive	1995	RSA	53.13	52.04	1:45.17	26.81	208.70
33	55	80072	MACEDO Tobias	1996	BRA	56.45	49.14	1:45.59	27.23	211.97
34	48	160097	LEFKARITIS Dinos	1995	CYP	1:02.83	47.62	1:50.45	32.09	249.81
35	58	130034	WU Meng-Che	1995	TPE	1:14.46	1:11.01	2:25.47	1:07.11	522.42

DID NOT FINISH RUN 1: 10 competitors

1	6190071	HERPIN Leny	1995	FRA
3	422379	FJELDBERG Martin	1995	NOR
5	561310	HROBAT Miha	1995	SLO
9	6291725	ZINGERLE Hannes	1995	ITA
12	54320	SCHWARZ Marco	1995	AUT
21	430668	DZIEDZIC Andrzej	1995	POL
31	221170	HENDERSON Paul	1995	GBR
32	491965	BERTRAN Adria	1995	ESP
36	104409	QUEZEL Lambert	1996	CAN
59	890006	LAMA Bibash	1995	NEP

DISQUALIFIED RUN 1: 2 competitors

7	250359	BJARNASON Jakob Helgi	1995	ISL	Gate 11	Rule 629.3
33	310415	STANISIC Strahinja	1995	SRB	Gate 13	Rule 629.3

DID NOT FINISH RUN 2: 15 competitors

11	320391	KIM Dong-Woo	1995	KOR
13	422390	MONSEN Marcus	1995	NOR
15	6531160	LEEVER Alex	1995	USA
17	790025	LAMHAMEDI Adam	1995	MAR
19	512116	GUT Ian	1995	SUI
38	110339	ECHEVERRIA Sebastian	1995	CHI
41	680060	KOZANASHVILI Nikoloz	1995	GEO
43	959600	ABEDA Shannon	1996	ERI
44	670073	SABITOV Ruslan	1995	KAZ
46	750106	NASHOKU Marjan	1995	MKD
47	710353	SLJIVIC Marko	1996	BIH
49	170149	BIGOM Frederik Munck	1995	DEN
51	370034	PELASSY Bryan	1996	MON
54	610002	TESFAMARIAM Abel	1995	PHI

#751 _____



OFFICIAL RESULTS

SAT 21 JAN 2012 START TIME 12:30

Number of Competitors: 62, Number of NOCs: 54

Rank	Bib	FIS Code	Name	Year of Birth	NOC Code	Run 1	Run 2	Total	Diff.	Race Points
	57	450026	MICHELOTTI Vincenzo	1996	SMR					

Reason for disqualification:

629.3 Does not pass through the gate correctly

Technical Delegate:
SINAY Juraj (SVK) #751



OFFICIAL RESULTS

FRI 20 JAN 2012 START TIME 12:30

Number of Competitors: 54, Number of NOCs: 47

Rank	Bib	FIS Code	Name	Year of Birth	NOC Code	Run 1	Run 2	Total	Diff.	Race Points
24	41	275029	BELL Florence	1996	IRL	51.71	46.35	1:38.06	18.30	139.96
25	46	175046	FAARUP Julie	1995	DEN	53.20	49.14	1:42.34	22.58	172.69
26	47	525088	KAVUR Dila	1996	TUR	53.74	49.08	1:42.82	23.06	176.36
27	50	625023	THAKUR Aanchal	1996	IND	1:06.70	1:02.76	2:09.46	49.70	380.10
28	51	955003	TODD Isabella	1996	PER	1:43.15	1:38.85	3:22.00	2:02.24	934.88

DID NOT FINISH RUN 1: 18 competitors

6	506664	FJAELLSTROEM M.	1995	SWE
8	197651	DIREZ Clara	1995	FRA
11	56283	RETTENWENDER Martina	1995	AUT
12	299000	OLIVIERI Veronica	1995	ITA
16	107532	TOMMY Mikaela	1995	CAN
18	405138	JELINKOVA Adriana	1995	NED
21	225588	ROGERS Rachelle	1995	GBR
22	307386	DENDA Kayo	1995	JPN
24	206590	KRAUSS Alisa	1995	GER
26	325111	JO Eun-Hwa	1995	KOR
30	496135	ROCAMORA Ona	1995	ESP
31	95126	POPOVA Aleksandra	1996	BUL
32	35206	COSTANTINI Delfina	1996	ARG
37	25188	RAMENTOL Sara	1996	AND
38	115173	MONTESINOS Macarena	1995	CHI
43	785008	PAMERNECKYTE Laura	1995	LTU
45	345098	KAIROUZ Celine	1995	LIB
49	675035	GRIGOROVA Mariya	1996	KAZ

DID NOT FINISH RUN 2: 7 competitors

2	56258	AGER Christina	1995	AUT
3	426092	CHRISTENSEN Nora Grieg	1995	NOR
10	385093	TRSINSKI Sasa	1996	CRO
14	516373	FLUETSCH Luana	1995	SUI
23	206653	REINOLD Jenny	1996	GER
29	435371	WASEK Katarzyna	1996	POL
33	695105	GORBUNOVA Anastasiia	1995	UKR

DISQUALIFIED RUN 2: 1 competitor

53	85025	NOBRE Eliza	1996	BRA	Gate 17	Rule 629.3
----	-------	--------------------	------	-----	---------	------------

Reason for disqualification:

629.3 Does not pass through the gate correctly

Technical Delegate:
BERWEIN-SCHMID Monika (GER) #459



OFFICIAL RESULTS

SUN 15 JAN 2012

Jury		
Technical Delegate FIS	BERWEIN-SCHMID M.	GER
Referee	FLERE Janez	FIS
Assistant Referee	LARS Kristofferson	NOR
Chief of Race	DAUM Werner	AUT
Start Referee	WITTEVEEN Einar	NOR
Finish Referee	PATERSON Euan	NZL

Technical Data	Super-G	Slalom
Course Name	Olympia	Olympia
Start Altitude	1461 m	1168 m
Finish Altitude	1020 m	1015 m
Vertical Drop	441 m	153 m
Course Length		
Homologation Number	10290/11/11	10290/11/11

Race Information Super-G		
Course Setter	WALDNER Markus	FIS
Number of Gates	38	
Turning Gates	32	
Start Time	10:15	
Forerunners	A – T. STEINLECHNER	AUT
	B – B. VENIER	AUT
	C – A. GREUTER	AUT
	D – M. SCHMID	AUT
	E – M. SPORER	AUT
	F – L. WOPFNER	AUT

Race Information Slalom		
Course Setter	BRILLE Christian	SUI
Number of Gates	46	
Turning Gates	45	
Start Time	13:45	
Forerunners	A – T. STEINLECHNER	AUT
	B – B. VENIER	AUT
	C – A. GREUTER	AUT

Weather: SUNNY Snow: HARD Temperature – Start: -14.0 °C / 6.8 °F Finish: -9.0 °C / 15.8 °F

F-factor: 1130
Applied Penalty: 68.81

Number of Competitors: 42, Number of NOCs: 35

Rank	Bib	FIS Code	Name	Year of Birth	NOC Code	Super-G	Slalom	Total	Diff.	Race Points
1	9	506664	FJAELLSTROEM M.	1995	SWE	1:05.23	35.59	1:40.82		0.00
2	11	197616	ALPHAND Estelle	1995	FRA	1:04.74	36.67	1:41.41	0.59	6.61
3	24	405138	JELINKOVA Adriana	1995	NED	1:05.54	36.67	1:42.21	1.39	15.58
4	4	705423	VLHOVA Petra	1995	SVK	1:06.71	35.51	1:42.22	1.40	15.69
5	1	56283	RETTENWENDER Martina	1995	AUT	1:05.84	36.41	1:42.25	1.43	16.03
6	2	197651	DIREZ Clara	1995	FRA	1:05.64	36.67	1:42.31	1.49	16.70
7	3	516373	FLUETSCH Luana	1995	SUI	1:06.01	36.53	1:42.54	1.72	19.28
8	15	485802	TKACHENKO Ekaterina	1995	RUS	1:05.88	37.21	1:43.09	2.27	25.44
9	32	107583	REMME Roni	1996	CAN	1:06.37	36.89	1:43.26	2.44	27.35
10	7	299042	FIORANO Jasmine	1995	ITA	1:06.40	36.87	1:43.27	2.45	27.46
11	13	565428	BREZOVNIK Sasa	1995	SLO	1:06.85	36.63	1:43.48	2.66	29.81
12	6	299000	OLIVIERI Veronica	1995	ITA	1:05.70	37.82	1:43.52	2.70	30.26
13	12	45331	SMALL Greta	1995	AUS	1:06.13	38.07	1:44.20	3.38	37.88
14	31	385093	TRSINSKI Sasa	1996	CRO	1:06.93	38.28	1:45.21	4.39	49.20
15	17	255367	VILHJALMSDOTTIR Helga	1995	ISL	1:08.44	37.00	1:45.44	4.62	51.78
16	16	415205	HUDSON Piera	1996	NZL	1:07.52	40.28	1:47.80	6.98	78.23
17	20	6535256	MUELLER-RISTINE Julia	1995	USA	1:07.93	40.17	1:48.10	7.28	81.59
18	30	307386	DENDA Kayo	1995	JPN	1:09.29	38.95	1:48.24	7.42	83.16
19	37	435371	WASEK Katarzyna	1996	POL	1:10.14	38.44	1:48.58	7.76	86.97

#459 _____



OFFICIAL RESULTS

SUN 15 JAN 2012

Number of Competitors: 42, Number of NOCs: 35

Rank	Bib	FIS Code	Name	Year of Birth	NOC Code	Super-G	Slalom	Total	Diff.	Race Points
20	34	35206	COSTANTINI Delfina	1996	ARG	1:09.26	39.83	1:49.09	8.27	92.69
21	25	25188	RAMENTOL Sara	1996	AND	1:08.53	40.75	1:49.28	8.46	94.82
22	38	555036	ABOLTINA Agnese	1996	LAT	1:10.67	41.62	1:52.29	11.47	128.56
23	36	95126	POPOVA Aleksandra	1996	BUL	1:11.34	41.13	1:52.47	11.65	130.57
24	35	185389	SCHOULTZ Olivia	1995	FIN	1:11.82	41.14	1:52.96	12.14	136.07
25	21	325111	JO Eun-Hwa	1995	KOR	1:12.71	41.86	1:54.57	13.75	154.11
26	29	175046	FAARUP Julie	1995	DEN	1:13.34	48.09	2:01.43	20.61	231.00
27	41	525088	KAVUR Dila	1996	TUR	1:19.80	47.62	2:07.42	26.60	298.14
28	28	565447	SEIDL Claudia	1996	SLO	1:08.44	1:01.19	2:09.63	28.81	322.91
29	40	345098	KAIROUZ Celine	1995	LIB	1:21.08	48.66	2:09.74	28.92	324.14
30	42	265037	AHMADI Hadis	1996	IRI	1:24.82	50.15	2:14.97	34.15	382.76

DID NOT FINISH SUPER-G: 8 competitors

8	56258	AGER Christina	1995	AUT
14	206590	KRAUSS Alisa	1995	GER
18	107532	TOMMY Mikaela	1995	CAN
23	496135	ROCAMORA Ona	1995	ESP
26	225588	ROGERS Rachelle	1995	GBR
27	395015	TOBI Triin	1995	EST
33	206653	REINOLD Jenny	1996	GER
39	245068	URY Zsuzsanna	1995	HUN

DID NOT START SLALOM: 1 competitor

22	695105	GORBUNOVA Anastasiia	1995	UKR
----	--------	-----------------------------	------	-----

DID NOT FINISH SLALOM: 3 competitors

5	426092	CHRISTENSEN Nora Grieg	1995	NOR
10	516394	SUTER Jasmina	1995	SUI
19	155766	DROZDIKOVA Dominika	1995	CZE

Technical Delegate:
BERWEIN-SCHMID Monika (GER) #459



OFFICIAL RESULTS

SUN 15 JAN 2012

Jury		
Technical Delegate FIS	SINAY Juraj	SVK
Referee	WALDNER Markus	FIS
Assistant Referee	SERRA Alessandro	ITA
Chief of Race	DAUM Werner	AUT
Start Referee	WITTEVEEN Einar	NOR
Finish Referee	PATERSON Euan	NZL

Technical Data	Super-G	Slalom
Course Name	Olympia	Olympia
Start Altitude	1461 m	1190 m
Finish Altitude	1020 m	1022 m
Vertical Drop	441 m	168 m
Course Length		
Homologation Number	10290/11/11	10290/11/11

Race Information Super-G		
Course Setter	WALDNER Markus	FIS
Number of Gates	38	
Turning Gates	32	
Start Time	11:15	
Forerunners	A – M. SCHMID	AUT
	B – L. WOPFNER	AUT
	C – R. RABL	AUT

Race Information Slalom		
Course Setter	AVOCAT Herve	FRA
Number of Gates	46	
Turning Gates	45	
Start Time	15:05	
Forerunners	A – T. STEINLECHNER	AUT
	B – B. VENIER	AUT
	C – A. GREUTER	AUT
	D – R. RABL	AUT

Weather: SUNNY Snow: HARD Temperature – Start: –11.0 °C / 12.2 °F Finish: –11.0 °C / 12.2 °F

F-factor: 1130
Applied Penalty: 87.03

Number of Competitors: 54, Number of NOCs: 46

Rank	Bib	FIS Code	Name	Year of Birth	NOC Code	Super-G	Slalom	Total	Diff.	Race Points
1	11	54320	SCHWARZ Marco	1995	AUT	1:03.32	37.13	1:40.45		0.00
2	23	561310	HROBAT Miha	1995	SLO	1:03.39	37.73	1:41.12	0.67	7.54
3	40	512138	SIMONET Sandro	1995	SUI	1:04.33	37.12	1:41.45	1.00	11.25
4	1	422390	MONSEN Marcus	1995	NOR	1:04.19	38.02	1:42.21	1.76	19.80
5	5	6190071	HERPIN Leny	1995	FRA	1:05.10	37.15	1:42.25	1.80	20.25
6	18	502042	BAUER Fredrik	1995	SWE	1:04.08	38.58	1:42.66	2.21	24.86
7	43	54358	GRAF Mathias Elmar	1996	AUT	1:04.16	38.51	1:42.67	2.22	24.97
7	13	561322	HADALIN Stefan	1995	SLO	1:04.64	38.03	1:42.67	2.22	24.97
9	41	380361	RODES Istok	1996	CRO	1:05.51	37.70	1:43.21	2.76	31.05
10	25	6531160	LEEVER Alex	1995	USA	1:05.98	37.36	1:43.34	2.89	32.51
11	33	304544	HIROSHIMA Seiya	1995	JPN	1:05.54	37.86	1:43.40	2.95	33.19
12	10	6190006	SCHULLER Victor	1995	FRA	1:04.65	39.00	1:43.65	3.20	36.00
13	17	151110	STEPAN Martin	1995	CZE	1:06.04	38.08	1:44.12	3.67	41.29
14	4	202642	ERTL Nikolaus	1995	GER	1:05.64	38.98	1:44.62	4.17	46.91
15	6	320391	KIM Dong-Woo	1995	KOR	1:06.38	38.31	1:44.69	4.24	47.70
16	44	30364	FREGONESE Ramiro	1996	ARG	1:06.72	38.89	1:45.61	5.16	58.05
17	47	350098	HUG Manuel	1996	LIE	1:06.52	39.27	1:45.79	5.34	60.07
18	45	104409	QUEZEL Lambert	1996	CAN	1:05.96	40.23	1:46.19	5.74	64.57
19	19	92673	NUSHEV Georgi	1995	BUL	1:06.78	39.50	1:46.28	5.83	65.58
20	8	104311	GRASIC Martin	1995	CAN	1:06.88	39.49	1:46.37	5.92	66.60
21	31	110339	ECHEVERRIA Sebastian	1995	CHI	1:06.61	40.12	1:46.73	6.28	70.65

#751 _____



OFFICIAL RESULTS

SUN 15 JAN 2012

Number of Competitors: 54, Number of NOCs: 46

Rank	Bib	FIS Code	Name	Year of Birth	NOC Code	Super-G	Slalom	Total	Diff.	Race Points
22	16	410395	IZARD-PRICE Harry	1995	NZL	1:07.66	40.62	1:48.28	7.83	88.08
23	12	202652	KRAHNERT Lucas	1995	GER	1:03.96	45.85	1:49.81	9.36	105.29
24	39	240139	KEKESI Marton	1995	HUN	1:09.58	41.43	1:51.01	10.56	118.79
25	35	460101	CENTIU Mihai Andrei	1996	ROU	1:08.17	43.89	1:52.06	11.61	130.61
26	22	690722	MYTSAK Dmytro	1995	UKR	1:08.35	43.83	1:52.18	11.73	131.96
27	48	170149	BIGOM Frederik Munck	1995	DEN	1:08.69	43.59	1:52.28	11.83	133.08
28	49	780013	ZAVECKAS Rokas	1996	LTU	1:10.40	42.08	1:52.48	12.03	135.33
29	52	340305	MOHBAT Alexandre	1995	LIB	1:10.52	47.46	1:57.98	17.53	197.20
30	50	370034	PELASSY Bryan	1996	MON	1:13.58	45.16	1:58.74	18.29	205.75
31	51	260241	BAHA Nima	1996	IRI	1:16.00	45.93	2:01.93	21.48	241.64
32	54	520164	TOPALOGLU Mustafa	1996	TUR	1:14.99	47.66	2:02.65	22.20	249.74
33	53	570018	SPEELMAN Sive	1995	RSA	1:18.22	58.10	2:16.32	35.87	403.52

DID NOT FINISH SUPER-G: 4 competitors

7	60236	VAN DEN BROECKE Dries	1995	BEL
24	790025	LAMHAMEDI Adam	1995	MAR
36	959600	ABEDA Shannon	1996	ERI
46	550066	ZVEJNIEKS Miks Edgars	1995	LAT

DID NOT FINISH SLALOM: 16 competitors

2	700908	MURIN Roman	1995	SVK
3	6291725	ZINGERLE Hannes	1995	ITA
9	422379	FJELDBERG Martin	1995	NOR
14	6291646	DA VILLA Davide	1995	ITA
15	481668	PAK Artem	1995	RUS
20	20398	VERDU SANCHEZ Joan	1995	AND
21	430668	DZIEDZIC Andrzej	1995	POL
26	512116	GUT Ian	1995	SUI
27	230659	VALCAREGGI M.	1995	GRE
28	491965	BERTRAN Adria	1995	ESP
29	250359	BJARNASON Jakob Helgi	1995	ISL
30	221170	HENDERSON Paul	1995	GBR
32	670073	SABITOV Ruslan	1995	KAZ
34	180760	SATTANEN Juho	1995	FIN
37	40577	LAIDLAW Harry	1996	AUS
38	210034	SEMENCHENKO Arkadiy	1995	UZB

DISQUALIFIED SLALOM: 1 competitor

42	390037	LUIK Tonis	1995	EST	Gate 42	Rule 629.3
----	--------	-------------------	------	-----	---------	------------

#751 _____



OFFICIAL RESULTS

SUN 15 JAN 2012

Reason for disqualification:

629.3 Does not pass through the gate correctly

Technical Delegate:
SINAY Juraj (SVK) #751



OFFICIAL RESULTS

SAT 14 JAN 2012 START TIME 10:30

Jury			Technical Data	
Technical Delegate FIS	BERWEIN-SCHMID M.	GER	Course Name	Olympia
Referee	FLERE Janez	FIS	Start Altitude	1461 m
Assistant Referee	LARS Kristofferson	NOR	Finish Altitude	1020 m
Chief of Race	DAUM Werner	AUT	Vertical Drop	441 m
Start Referee	WITTEVEEN Einar	NOR	Course Length	
Finish Referee	PATERSON Euan	NZL	Homologation Number	10290/11/11

Race Information

Course Setter	WALDNER Markus	FIS		
Number of Gates	38			
Turning Gates	32			
Start Time	10:30			
Forerunners	A – M. SCHROECKSNADEL	AUT	D – M. RAHM	AUT
	B – M. SCHMID	AUT	E – T. ERLER	AUT
	C – L. WOPFNER	AUT	F – M. FALBESONER	AUT

Weather: CLOUDY **Snow:** HARD **Temperature – Start:** -7.0 °C / 19.4 °F **Finish:** -4.0 °C / 24.8 °F **F-factor:** 1060 **Applied Penalty:** 35.62

Number of Competitors: 45, Number of NOCs: 37

Rank	Bib	FIS Code	Name	Year of Birth	NOC Code	Time	Difference	Distance (m)	Race Points
1	9	197616	ALPHAND Estelle	1995	FRA	1:05.78			0.00
2	15	426092	CHRISTENSEN Nora Grieg	1995	NOR	1:05.79	0.01	0.00	0.16
3	4	56258	AGER Christina	1995	AUT	1:06.06	0.28	0.00	4.51
4	2	197651	DIREZ Clara	1995	FRA	1:06.09	0.31	0.00	5.00
5	6	56283	RETTENWENDER Martina	1995	AUT	1:06.10	0.32	0.00	5.16
6	5	506664	FJAELLSTROEM M.	1995	SWE	1:06.23	0.45	0.00	7.25
7	10	45331	SMALL Greta	1995	AUS	1:06.52	0.74	0.00	11.92
8	12	299000	OLIVIERI Veronica	1995	ITA	1:06.59	0.81	0.00	13.05
9	22	705423	VLHOVA Petra	1995	SVK	1:06.86	1.08	0.00	17.40
10	3	516373	FLUETSCH Luana	1995	SUI	1:06.99	1.21	0.00	19.50
11	16	107532	TOMMY Mikaela	1995	CAN	1:07.06	1.28	0.00	20.63
12	32	385093	TRSINSKI Sasa	1996	CRO	1:07.07	1.29	0.00	20.79
13	18	405138	JELINKOVA Adriana	1995	NED	1:07.22	1.44	0.00	23.20
14	1	485802	TKACHENKO Ekaterina	1995	RUS	1:07.39	1.61	0.00	25.94
15	34	206653	REINOLD Jenny	1996	GER	1:07.42	1.64	0.00	26.43
16	24	25188	RAMENTOL Sara	1996	AND	1:07.96	2.18	0.00	35.13
17	11	415205	HUDSON Piera	1996	NZL	1:08.06	2.28	0.00	36.74
18	23	155766	DROZDIKOVA Dominika	1995	CZE	1:08.47	2.69	0.00	43.35
19	21	496135	ROCAMORA Ona	1995	ESP	1:08.99	3.21	0.00	51.73
20	27	565447	SEIDL Claudia	1996	SLO	1:09.92	4.14	0.00	66.71
21	36	185389	SCHOULTZ Olivia	1995	FIN	1:10.27	4.49	0.00	72.35
22	35	35206	COSTANTINI Delfina	1996	ARG	1:10.50	4.72	0.00	76.06
23	31	307386	DENDA Kayo	1995	JPN	1:10.77	4.99	0.00	80.41



OFFICIAL RESULTS

SAT 14 JAN 2012 START TIME 10:30

Number of Competitors: 45, Number of NOCs: 37

Rank	Bib	FIS Code	Name	Year of Birth	NOC Code	Time	Difference	Distance (m)	Race Points
24	25	225588	ROGERS Rachelle	1995	GBR	1:11.05	5.27	0.00	84.92
25	37	95126	POPOVA Aleksandra	1996	BUL	1:11.92	6.14	0.00	98.94
26	30	695105	GORBUNOVA Anastasiia	1995	UKR	1:12.53	6.75	0.00	108.77
27	39	555036	ABOLTINA Agnese	1996	LAT	1:13.14	7.36	0.00	118.60
28	29	325111	JO Eun-Hwa	1995	KOR	1:13.85	8.07	0.00	130.04
29	40	245068	URY Zsuzsanna	1995	HUN	1:14.36	8.58	0.00	138.26
30	44	525088	KAVUR Dila	1996	TUR	1:20.46	14.68	0.00	236.56
31	43	345098	KAIROUZ Celine	1995	LIB	1:25.79	20.01	0.00	322.45
32	45	265037	AHMADI Hadis	1996	IRI	1:28.41	22.63	0.00	364.67

DID NOT START: 1 competitor

41 235277 GKOGKOU Anastasia 1995 GRE

DID NOT FINISH: 10 competitors

7 516394 SUTER Jasmina 1995 SUI
 8 565428 BREZOVNIK Sasa 1995 SLO
 13 299042 FIORANO Jasmine 1995 ITA
 14 426100 HOLTMANN Mina Fuerst 1995 NOR
 17 206590 KRAUSS Alisa 1995 GER
 19 6535256 MUELLER-RISTINE Julia 1995 USA
 20 255367 VILHJALMSDOTTIR Helga 1995 ISL
 26 395015 TOBI Triin 1995 EST
 28 175046 FAARUP Julie 1995 DEN
 33 107583 REMME Roni 1996 CAN

DISQUALIFIED: 2 competitors

38 435371 WASEK Katarzyna 1996 POL Rule 628.5
 42 675035 GRIGOROVA Mariya 1996 KAZ Rule 627.2

Reason for disqualification:

628.5 False start

627.2 Violates the FIS Rules in regard to equipment (Art 221)

Technical Delegate:
BERWEIN-SCHMID Monika (GER) #



OFFICIAL RESULTS

SAT 14 JAN 2012 START TIME 12:30

Jury			Technical Data	
Technical Delegate FIS	SINAY Juraj	SVK	Course Name	Olympia
Referee	WALDNER Markus	FIS	Start Altitude	1461 m
Assistant Referee	SERRA Alessandro	ITA	Finish Altitude	1020 m
Chief of Race	DAUM Werner	AUT	Vertical Drop	441 m
Start Referee	WITTEVEEN Einar	NOR	Course Length	
Finish Referee	PATERSON Euan	NZL	Homologation Number	10290/11/11

Race Information

Course Setter	WALDNER Markus	FIS
Number of Gates	38	
Turning Gates	32	
Start Time	12:30	
Forerunners	A – M. SCHROECKSNADEL	AUT
	B – M. SCHMID	AUT

F-factor: 1060

Weather: PARTLY CLOUDY Snow: HARD Temperature – Start: -6.0 °C / 21.2 °F Finish: -2.0 °C / 28.4 °F Applied Penalty: 59.42

Number of Competitors: 55, Number of NOCs: 47

Rank	Bib	FIS Code	Name	Year of Birth	NOC Code	Time	Difference	Distance (m)	Race Points
1	13	790025	LAMHAMEDI Adam	1995	MAR	1:04.45			0.00
2	14	502042	BAUER Fredrik	1995	SWE	1:04.57	0.12	0.00	1.97
3	2	20398	VERDU SANCHEZ Joan	1995	AND	1:04.65	0.20	0.00	3.29
4	8	6190006	SCHULLER Victor	1995	FRA	1:04.81	0.36	0.00	5.92
5	3	202652	KRAHNERT Lucas	1995	GER	1:04.84	0.39	0.00	6.41
6	12	422390	MONSEN Marcus	1995	NOR	1:04.97	0.52	0.00	8.55
7	19	6291646	DA VILLA Davide	1995	ITA	1:05.53	1.08	0.00	17.76
8	20	230659	VALCAREGGI M.	1995	GRE	1:05.55	1.10	0.00	18.09
9	9	6291725	ZINGERLE Hannes	1995	ITA	1:05.57	1.12	0.00	18.42
10	44	54358	GRAF Mathias Elmar	1996	AUT	1:05.62	1.17	0.00	19.24
11	41	512138	SIMONET Sandro	1995	SUI	1:05.71	1.26	0.00	20.72
12	30	304544	HIROSHIMA Seiya	1995	JPN	1:06.00	1.55	0.00	25.49
13	18	512116	GUT Ian	1995	SUI	1:06.06	1.61	0.00	26.48
14	22	151110	STEPAN Martin	1995	CZE	1:06.24	1.79	0.00	29.44
15	10	481668	PAK Artem	1995	RUS	1:06.27	1.82	0.00	29.93
16	17	6531160	LEEVER Alex	1995	USA	1:06.33	1.88	0.00	30.92
17	26	221170	HENDERSON Paul	1995	GBR	1:06.97	2.52	0.00	41.45
18	27	700908	MURIN Roman	1995	SVK	1:07.01	2.56	0.00	42.10
19	23	250359	BJARNASON Jakob Helgi	1995	ISL	1:07.07	2.62	0.00	43.09
20	46	104409	QUEZEL Lambert	1996	CAN	1:07.40	2.95	0.00	48.52
21	28	110339	ECHEVERRIA Sebastian	1995	CHI	1:07.59	3.14	0.00	51.64
22	24	320391	KIM Dong-Woo	1995	KOR	1:07.65	3.20	0.00	52.63
23	35	430668	DZIEDZIC Andrzej	1995	POL	1:07.98	3.53	0.00	58.06
24	21	491965	BERTRAN Adria	1995	ESP	1:08.21	3.76	0.00	61.84

#751



OFFICIAL RESULTS

SAT 14 JAN 2012 START TIME 12:30

Number of Competitors: 55, Number of NOCs: 47

Rank	Bib	FIS Code	Name	Year of Birth	NOC Code	Time	Difference	Distance (m)	Race Points
25	45	30364	FREGONESE Ramiro	1996	ARG	1:08.48	4.03	0.00	66.28
26	31	180760	SATTANEN Juho	1995	FIN	1:08.86	4.41	0.00	72.53
27	33	690722	MYTSAK Dmytro	1995	UKR	1:08.89	4.44	0.00	73.02
28	43	390037	LUIK Tonis	1995	EST	1:09.00	4.55	0.00	74.83
29	34	92673	NUSHEV Georgi	1995	BUL	1:09.11	4.66	0.00	76.64
30	32	460101	CENTIU Mihai Andrei	1996	ROU	1:09.42	4.97	0.00	81.74
31	25	410395	IZARD-PRICE Harry	1995	NZL	1:09.52	5.07	0.00	83.39
32	47	550066	ZVEJNIEKS Miks Edgars	1995	LAT	1:09.99	5.54	0.00	91.12
33	29	670073	SABITOV Ruslan	1995	KAZ	1:10.32	5.87	0.00	96.54
34	40	240139	KEKESI Marton	1995	HUN	1:11.70	7.25	0.00	119.24
35	50	780013	ZAVECKAS Rokas	1996	LTU	1:12.29	7.84	0.00	128.94
36	53	340305	MOHBAT Alexandre	1995	LIB	1:14.42	9.97	0.00	163.98
37	55	520164	TOPALOGU Mustafa	1996	TUR	1:15.64	11.19	0.00	184.04
38	51	370034	PELASSY Bryan	1996	MON	1:16.51	12.06	0.00	198.35
39	52	260241	BAHA Nima	1996	IRI	1:17.43	12.98	0.00	213.48
40	38	210034	SEMENCHENKO Arkadiy	1995	UZB	1:17.50	13.05	0.00	214.63
41	54	570018	SPEELMAN Sive	1995	RSA	1:18.31	13.86	0.00	227.95

DID NOT FINISH: 11 competitors

1	104311	GRASIC Martin	1995	CAN
4	561310	HROBAT Miha	1995	SLO
5	6190071	HERPIN Leny	1995	FRA
6	422379	FJELDBERG Martin	1995	NOR
7	54320	SCHWARZ Marco	1995	AUT
11	561322	HADALIN Stefan	1995	SLO
16	60236	VAN DEN BROECKE Dries	1995	BEL
36	959600	ABEDA Shannon	1996	ERI
42	380361	RODES Istok	1996	CRO
48	350098	HUG Manuel	1996	LIE
49	170149	BIGOM Frederik Munck	1995	DEN

DISQUALIFIED: 3 competitors

15	202642	ERTL Nikolaus	1995	GER	Gate 38	Rule 629.3
37	40577	LAIDLAW Harry	1996	AUS	Gate 12	Rule 629.3
39	750106	NASHOKU Marjan	1995	MKD		Rule 627.2

Reason for disqualification:

629.3 Does not pass through the gate correctly

627.2 Violates the FIS Rules in regard to equipment (Art 222.1)

Technical Delegate:
SINAY Juraj (SVK) #751

This page intentionally left blank



INNSBRUCK
2012
YOUTH OLYMPIC GAMES



YOG
DNA

BIATHLON

This page intentionally left blank



FINAL RESULTS

SUN 15 JAN 2012 START TIME 13:15 END TIME 13:57

Rank	Bib	Name	NOC Code	P	S	T	Result	Behind
1	46	PREUSS Franziska	GER	0	1	1	17:27.7	0.0
2	45	VISHNEVSKAYA Galina	KAZ	1	1	2	17:55.2	+27.5
3	20	KAYSHEVA Uliana	RUS	1	1	2	18:00.9	+33.2
4	48	SJODEN Lotten	SWE	1	0	1	18:08.6	+40.9
5	39	GERBULOVA Natalya	RUS	1	0	1	18:14.5	+46.8
6	28	JISLOVA Jessica	CZE	0	0	0	18:19.5	+51.8
7	42	REISINGER Julia	AUT	1	0	1	18:24.0	+56.3
8	32	VITTOZZI Lisa	ITA	1	0	1	18:42.8	+1:15.1
9	25	VRIELINK Danielle	CAN	1	0	1	18:45.9	+1:18.2
10	10	FIALKOVA Ivona	SVK	0	1	1	18:47.2	+1:19.5
11	34	SANDEGGEN Kristin	NOR	0	1	1	18:55.5	+1:27.8
12	29	CHEVALIER Chloe	FRA	1	2	3	18:55.8	+1:28.1
13	38	KUBEK Anna	USA	0	1	1	18:56.7	+1:29.0
14	15	MERKUSHYNA Anastasiya	UKR	2	1	3	19:01.7	+1:34.0
15	11	DUCORDEAU Lea	FRA	2	0	2	19:13.6	+1:45.9
16	14	JISLOVA Erika	CZE	1	0	1	19:18.4	+1:50.7
17	44	SONG Na	CHN	2	0	2	19:19.2	+1:51.5
18	37	ZHURAVOK Yuliya	UKR	2	0	2	19:23.1	+1:55.4
19	6	PERSSON Linn	SWE	1	0	1	19:29.3	+2:01.6
20	16	GASPARIN Aita	SUI	2	1	3	19:33.4	+2:05.7
21	18	BEILMANN Meril	EST	0	3	3	19:46.6	+2:18.9
22	1	BEAUDRY Sarah	CAN	2	2	4	19:49.9	+2:22.2
23	21	ZHANG Zhaohan	CHN	1	3	4	19:51.1	+2:23.4
24	41	MITORAJ Kinga	POL	0	3	3	19:58.2	+2:30.5
25	36	MARANIK Maarja	EST	2	1	3	19:58.7	+2:31.0
26	43	KIAURA Liudmila	BLR	0	2	2	20:02.4	+2:34.7
27	17	TRYFANAVA Tatsiana	BLR	1	1	2	20:15.0	+2:47.3
28	4	UREVC Eva	SLO	2	4	6	20:15.8	+2:48.1
29	2	SAVIN Anna	ITA	2	1	3	20:20.3	+2:52.6
30	31	INGMAN Jenny	FIN	1	2	3	20:24.6	+2:56.9
31	5	JANKA Erika	FIN	1	0	1	20:28.8	+3:01.1
32	24	KONDRATYEVA Anastassiya	KAZ	3	0	3	20:36.4	+3:08.7
33	27	TIGANI Iulia Ioana	ROU	0	2	2	20:52.2	+3:24.5
34	19	LASSAK Beata	POL	2	2	4	20:56.1	+3:28.4
35	8	JANG Jiyeon	KOR	0	2	2	21:08.4	+3:40.7
36	13	NAESS Karoline	NOR	1	4	5	21:10.6	+3:42.9
37	12	HENGELHAUPT Laura	GER	1	4	5	21:18.8	+3:51.1
38	35	KADEVA Daniela	BUL	1	1	2	21:19.7	+3:52.0
39	23	ZAKRZEWSKA Aleksandra	USA	1	3	4	21:21.8	+3:54.1
40	9	GEORGIEVA Mariela	BUL	2	3	5	21:48.0	+4:20.3
41	33	GRUM Anthea	SLO	3	3	6	21:51.7	+4:24.0
42	40	LAPINOVA Nikola	SVK	2	3	5	21:57.3	+4:29.6
43	3	BUZAS Dorottya	ROU	3	2	5	22:25.9	+4:58.2
44	26	NALIVAIIKAITE Gaudvile	LTU	2	3	5	22:40.7	+5:13.0
45	22	THOMSON Olivia	NZL	0	1	1	23:41.4	+6:13.7
46	7	COZONAC Irina	MDA	3	0	3	25:17.2	+7:49.5
47	30	GAILE Gunita	LAT	3	3	6	27:09.1	+9:41.4

Did not finish

47 GRIGORYAN Zhenya ARM

Jury Decisions

Time Adjustments

47 30 GAILE Gunita LAT +2:00.0 IBU DR 5.5.a

LEGEND

P Prone S Standing T Total penalties



FINAL RESULTS

MON 16 JAN 2012 START TIME 12:45 END TIME 13:27

Rank	Bib	Name	NOC Code	Start Behind	P	P	S	S	T	Result
1	3	KAYSHEVA Uliana	RUS	0:33	0	0	0	0	0	26:01.3
2	1	PREUSS Franziska	GER	0:00	1	0	1	0	2	+27.9
3	2	VISHNEVSKAYA Galina	KAZ	0:28	0	2	1	1	4	+1:43.1
4	4	SJODEN Lotten	SWE	0:41	1	0	1	1	3	+2:04.3
5	8	VITTOZZI Lisa	ITA	1:15	0	0	0	0	0	+2:06.4
6	7	REISINGER Julia	AUT	0:56	1	0	0	1	2	+3:02.0
7	6	JISLOVA Jessica	CZE	0:52	0	0	2	0	2	+3:08.9
8	18	ZHURAVOK Yuliya	UKR	1:55	0	0	0	0	0	+3:15.5
9	5	GERBULOVA Natalya	RUS	0:47	2	1	0	2	5	+3:45.3
10	13	KUBEK Anna	USA	1:29	1	0	0	2	3	+4:27.2
11	9	VRIELINK Danielle	CAN	1:18	0	1	0	1	2	+4:33.5
12	11	SANDEGGEN Kristin	NOR	1:28	1	0	2	1	4	+4:54.0
13	15	DUCORDEAU Lea	FRA	1:46	0	0	3	2	5	+4:57.9
14	22	BEAUDRY Sarah	CAN	2:22	1	0	1	0	2	+5:04.1
15	12	CHEVALIER Chloe	FRA	1:28	3	1	2	1	7	+5:16.3
16	20	GASPARIN Aita	SUI	2:06	1	0	1	2	4	+5:30.8
17	23	ZHANG Zhaohan	CHN	2:23	3	1	1	2	7	+5:39.1
18	14	MERKUSHYNA Anastasiya	UKR	1:34	4	1	1	2	8	+5:45.1
19	19	PERSSON Linn	SWE	2:02	0	1	2	0	3	+5:59.4
20	10	FIALKOVA Ivona	SVK	1:20	1	2	5	2	10	+6:27.4
21	21	BEILMANN Meril	EST	2:19	3	0	2	1	6	+6:59.0
22	37	HENGELHAUPT Laura	GER	3:51	1	1	3	1	6	+7:20.1
23	17	SONG Na	CHN	1:52	0	2	4	1	7	+7:23.7
24	30	INGMAN Jenny	FIN	2:57	0	2	1	2	5	+7:40.9
25	28	UREVC Eva	SLO	2:48	2	2	2	4	10	+7:54.4
26	27	TRYFANAVA Tatsiana	BLR	2:47	2	1	4	2	9	+7:57.4
27	32	KONDRATYEVA Anastasiya	KAZ	3:09	1	0	3	2	6	+8:03.3
28	16	JISLOVA Erika	CZE	1:51	1	2	1	3	7	+8:03.4
29	29	SAVIN Anna	ITA	2:53	2	0	1	3	6	+8:03.5
30	34	LASSAK Beata	POL	3:28	1	1	4	2	8	+8:18.6
31	41	GRUM Anthea	SLO	4:24	0	1	1	1	3	+8:20.7
32	24	MITORAJ Kinga	POL	2:31	2	1	4	2	9	+8:21.1
33	25	MARANIK Maarja	EST	2:31	2	3	2	2	9	+8:21.6
34	26	KIAURA Liudmila	BLR	2:35	0	1	5	2	8	+8:50.6
35	36	NAESS Karoline	NOR	3:43	1	0	5	2	8	+9:06.4
36	31	JANKA Erika	FIN	3:01	2	0	4	2	8	+9:09.7
37	40	GEORGIEVA Mariela	BUL	4:20	2	1	1	1	5	+10:29.1
38	33	TIGANI Iulia Ioana	ROU	3:25	2	2	1	2	7	+10:55.5
39	42	LAPINOVA Nikola	SVK	4:30	4	3	1	2	10	+11:05.8
40	35	JANG Jiyeon	KOR	3:41	2	2	1	1	6	+11:06.2
41	39	ZAKRZEWSKA Aleksandra	USA	3:54	0	1	5	4	10	+11:17.3
42	38	KADEVA Daniela	BUL	3:52	0	1	1	3	5	+11:24.8
43	44	NALIVAIIKAITE Gaudvile	LTU	5:13	2	1	2	0	5	+12:04.1
44	43	BUZAS Dorottya	ROU	4:58	1	2	3	1	7	+12:57.1
45	45	THOMSON Olivia	NZL	6:14	0	0	2	0	2	+15:39.0
46	47	GAILE Gunita	LAT	9:41	0	0	4	0	4	+15:59.8

Did not finish

46 COZONAC Irina MDA 7:50 1 1 3

Jury Decisions

Time Adjustments

6	7	REISINGER Julia	AUT	-33.0	IBU 8.7.4
13	15	DUCORDEAU Lea	FRA	-54.0	IBU 8.7.4
19	19	PERSSON Linn	SWE	-10.0	IBU 8.7.4
34	26	KIAURA Liudmila	BLR	-54.0	IBU 8.7.4
26	27	TRYFANAVA Tatsiana	BLR	-1:48.0	IBU 8.7.4
36	31	JANKA Erika	FIN	-1:21.0	IBU 8.7.4
35	36	NAESS Karoline	NOR	-1:21.0	IBU 8.7.4
22	37	HENGELHAUPT Laura	GER	-54.0	IBU 8.7.4

LEGEND

P Prone **S** Standing **T** Total penalties



FINAL RESULTS

MON 16 JAN 2012 START TIME 14:30 END TIME 15:14

Rank	Bib	Name	NOC Code	Start Behind	P	P	S	S	T	Result
1	6	HOMBERG Niklas	GER	0:44	2	0	2	0	4	28:43.1
2	2	ZAHKNA Rene	EST	0:21	0	2	1	1	4	+9.5
3	1	CHENG Fangming	CHN	0:00	2	1	1	3	7	+14.6
4	14	JANKE Maximilian	GER	1:36	0	0	2	2	4	+58.5
5	17	DOVZAN Miha	SLO	1:49	1	0	0	0	1	+1:21.3
6	5	AALERUD Kristian Andre	NOR	0:43	2	1	1	3	7	+1:21.6
7	4	HARDEN Stuart	CAN	0:30	0	0	0	1	1	+1:22.6
8	3	BEGUE Aristide	FRA	0:27	1	4	1	1	7	+1:39.1
9	9	LIVIK Haakon	NOR	1:12	0	2	1	1	4	+1:43.8
10	7	IVKO Maksym	UKR	1:07	0	2	3	2	7	+2:18.3
11	16	CLAUDE Fabien	FRA	1:44	2	2	2	0	6	+2:23.1
12	8	VACLAVIK Adam	CZE	1:11	0	2	2	4	8	+2:24.1
13	28	BISCHOF Thorsten	AUT	2:56	1	0	1	1	3	+2:55.7
14	12	DOHERTY Sean	USA	1:26	1	1	5	1	8	+3:01.2
15	10	PFEFFER Michael	AUT	1:14	1	2	4	2	9	+3:09.8
16	11	GUIDETTI Xavier	ITA	1:19	0	2	2	4	8	+3:10.0
17	26	SCHOEPFER Kenneth	SUI	2:53	0	0	2	1	3	+3:18.4
18	18	CUENOT Jules	SUI	1:57	2	1	3	2	8	+3:32.2
19	29	FORSBERG Niklas	SWE	2:58	2	1	2	2	7	+3:35.2
20	15	DI FRANCESCO Federico	ITA	1:38	5	2	1	0	8	+3:35.8
21	19	BURIC Matej	CRO	2:07	0	2	2	2	6	+4:12.7
22	23	HOSEK Ondrej	CZE	2:34	3	0	1	3	7	+4:26.5
23	37	UNGUREANU Marius Petru	ROU	3:09	0	2	2	1	5	+4:27.7
24	24	TOPOR Jakub	POL	2:47	2	2	2	1	7	+4:32.5
25	40	GALUSHKIN Ivan	RUS	3:20	3	2	1	1	7	+4:34.2
26	34	PALEVSKI Radi	BUL	3:02	0	1	0	2	3	+4:36.5
27	22	IHNATYEV Dmytro	UKR	2:18	4	2	1	1	8	+4:40.9
28	27	LAITINEN Heikki	FIN	2:53	1	0	2	1	4	+4:46.9
29	35	IRVINE Calum	GBR	3:07	1	3	0	2	6	+4:50.0
30	36	REPO Antti	FIN	3:08	3	0	2	1	6	+5:07.9
31	31	BESSOV Ruslan	KAZ	2:58	3	2	3	1	9	+5:29.1
32	43	MILLAR Aidan	CAN	4:01	1	2	2	0	5	+5:33.4
33	30	JANIK Mateusz	POL	2:58	1	1	3	2	7	+5:53.1
34	20	SIKK Tarvi	EST	2:08	1	1	5	2	9	+5:59.5
35	21	ZABRET Vid	SLO	2:18	3	3	2	1	9	+6:08.7
36	41	KOSZTOLANYI Ondrej	SVK	3:27	1	1	2	2	6	+6:09.1
37	25	KUZNETCOV Aleksei	RUS	2:52	4	1	3	2	10	+6:39.5
38	39	MALUKHA Raman	BLR	3:17	0	1	2	1	4	+6:47.3
39	42	SHEHTANOV Denislav	BUL	3:27	2	2	2	3	9	+7:19.7
40	32	PROELL Nick	USA	3:00	1	2	3	2	8	+7:20.5
41	33	JONSSON Mattias	SWE	3:02	2	2	2	2	8	+7:49.1
42	38	CHOI Dujin	KOR	3:14	2	3	3	1	9	+8:06.1
43	49	ZEMELIS Linards	LAT	5:49	0	1	0	1	2	+9:13.5
44	44	ORAVEC Peter	SVK	4:26	1	1	3	4	9	+9:39.0
45	47	AVDIC Dzenis	SRB	4:57	0	2	3	4	9	+9:54.6
46	48	PANYIK David	HUN	5:04	3	2	2	3	10	+10:52.6
47	46	MIKELKEVICIUS Arnoldas	LTU	4:40	2	2	4	2	10	+10:58.9
48	45	SLAVENS Janis	LAT	4:29	1	2	3	4	10	+12:50.2
49	50	PORTER Lachlan	AUS	6:59	1	2	2	4	9	+15:48.2

Jury Decisions

Disqualified

13 KRYUKO Viktor BLR 1:31 0 0 2 1 3 IBU DR 5.6.w

Time Adjustments

7 4 HARDEN Stuart CAN +2:00.0 IBU DR 5.5.a

LEGEND

P Prone S Standing T Total penalties



FINAL RESULTS

THU 19 JAN 2012 START TIME 13:00 END TIME 14:24

Rank	Bib Leg	NOC Bib Color	Name	Gender	P	S	T	Leg Time	Leg Rank	Team Time	Team Rank	Behind
1	1	GER - GERMANY					0+7			1:11:06.8		0.0
	1-1	r	PREUSS Franziska	F	0+0	0+2	0+2	16:26.0	1	16:26.0	1	0.0
	1-2	g	HENGELHAUPT Laura	F	0+1	0+0	0+1	16:40.4	1	33:06.4	1	0.0
	1-3	y	JANKE Maximilian	M	0+1	0+0	0+1	18:56.0	1	52:02.4	1	0.0
	1-4	b	HOMBERG Niklas	M	0+2	0+1	0+3	19:04.4	4	1:11:06.8	1	0.0
2	2	NOR - NORWAY					0+8			1:13:11.7		+2:04.9
	2-1	r	SANDEGGEN Kristin	F	0+1	0+0	0+1	17:07.3	3	17:07.3	3	+41.3
	2-2	g	NAESS Karoline	F	0+1	0+1	0+2	17:56.4	6	35:03.7	4	+1:57.3
	2-3	y	LIVIK Haakon	M	0+1	0+1	0+2	19:33.5	4	54:37.2	2	+2:34.8
	2-4	b	AALERUD Kristian Andre	M	0+0	0+3	0+3	18:34.5	1	1:13:11.7	2	+2:04.9
3	4	FRA - FRANCE					1+12			1:13:27.8		+2:21.0
	4-1	r	DUCORDEAU Lea	F	0+1	0+0	0+1	17:13.8	5	17:13.8	5	+47.8
	4-2	g	CHEVALIER Chloe	F	0+2	1+3	1+5	18:24.1	10	35:37.9	6	+2:31.5
	4-3	y	CLAUDE Fabien	M	0+1	0+2	0+3	19:08.8	2	54:46.7	4	+2:44.3
	4-4	b	BEGUE Aristide	M	0+1	0+2	0+3	18:41.1	2	1:13:27.8	3	+2:21.0
4	6	UKR - UKRAINE					3+12			1:14:47.5		+3:40.7
	6-1	r	ZHURAVOK Yuliya	F	0+1	0+0	0+1	17:02.6	2	17:02.6	2	+36.6
	6-2	g	MERKUSHYNA Anastasiya	F	0+1	0+1	0+2	16:41.3	2	33:43.9	2	+37.5
	6-3	y	IHNATYEV Dmytro	M	0+2	2+3	2+5	20:55.5	14	54:39.4	3	+2:37.0
	6-4	b	IVKO Maksym	M	0+1	1+3	1+4	20:08.1	9	1:14:47.5	4	+3:40.7
5	7	ITA - ITALY					0+11			1:15:46.6		+4:39.8
	7-1	r	VITTOZZI Lisa	F	0+2	0+3	0+5	17:44.8	8	17:44.8	8	+1:18.8
	7-2	g	SAVIN Anna	F	0+0	0+1	0+1	18:07.4	7	35:52.2	7	+2:45.8
	7-3	y	DI FRANCESCO Federico	M	0+2	0+1	0+3	19:58.8	7	55:51.0	5	+3:48.6
	7-4	b	GUIDETTI Xavier	M	0+1	0+1	0+2	19:55.6	6	1:15:46.6	5	+4:39.8
6	5	SWE - SWEDEN					3+12			1:16:02.9		+4:56.1
	5-1	r	PERSSON Linn	F	0+0	0+0	0+0	17:08.9	4	17:08.9	4	+42.9
	5-2	g	SJODEN Lotten	F	0+3	0+0	0+3	17:25.5	3	34:34.4	3	+1:28.0
	5-3	y	JONSSON Mattias	M	2+3	0+1	2+4	21:18.9	15	55:53.3	6	+3:50.9
	5-4	b	FORSBERG Niklas	M	1+3	0+2	1+5	20:09.6	10	1:16:02.9	6	+4:56.1
7	9	CZE - CZECH REPUBLIC					1+15			1:17:11.5		+6:04.7
	9-1	r	JISLOVA Erika	F	0+3	0+2	0+5	18:56.7	11	18:56.7	11	+2:30.7
	9-2	g	JISLOVA Jessica	F	0+0	0+2	0+2	17:41.7	4	36:38.4	9	+3:32.0
	9-3	y	VACLAVIK Adam	M	0+1	1+3	1+4	19:48.8	6	56:27.2	7	+4:24.8
	9-4	b	HOSEK Ondrej	M	0+3	0+1	0+4	20:44.3	11	1:17:11.5	7	+6:04.7
8	16	EST - ESTONIA					4+18			1:17:29.3		+6:22.5
	16-1	r	MARANIK Maarja	F	0+3	0+1	0+4	18:19.8	10	18:19.8	10	+1:53.8
	16-2	g	BEILMANN Meril	F	0+1	1+3	1+4	18:19.4	9	36:39.2	10	+3:32.8
	16-3	y	SIKK Tarvi	M	0+1	1+3	1+4	20:42.3	13	57:21.5	9	+5:19.1
	16-4	b	ZAHKNA Rene	M	1+3	1+3	2+6	20:07.8	8	1:17:29.3	8	+6:22.5
9	18	CAN - CANADA					5+13			1:17:29.7		+6:22.9
	18-1	r	BEAUDRY Sarah	F	0+2	0+2	0+4	17:33.5	6	17:33.5	6	+1:07.5
	18-2	g	VRIELINK Danielle	F	0+0	0+2	0+2	17:46.0	5	35:19.5	5	+2:13.1
	18-3	y	MILLAR Aidan	M	3+3	2+3	5+6	23:21.8	17	58:41.3	13	+6:38.9
	18-4	b	HARDEN Stuart	M	0+0	0+1	0+1	18:48.4	3	1:17:29.7	9	+6:22.9
10	8	BLR - BELARUS					4+10			1:17:36.8		+6:30.0
	8-1	r	TRYFANOVA Tatsiana	F	4+3	0+1	4+4	20:10.6	17	20:10.6	17	+3:44.6
	8-2	g	KIAURA Liudmila	F	0+1	0+1	0+2	18:17.1	8	38:27.7	14	+5:21.3
	8-3	y	KRYUKO Viktor	M	0+1	0+1	0+2	19:09.3	3	57:37.0	10	+5:34.6
	8-4	b	MALUKHA Raman	M	0+2	0+0	0+2	19:59.8	7	1:17:36.8	10	+6:30.0



FINAL RESULTS

THU 19 JAN 2012 START TIME 13:00 END TIME 14:24

Rank	Bib Leg	NOC Bib Color	Name	Gender	P	S	T	Leg Time	Leg Rank	Team Time	Team Rank	Behind
11	10	SLO - SLOVENIA					2+17			1:18:07.6		+7:00.8
	10-1	r	UREVC Eva	F	0+3	2+2	2+5	19:13.7	13	19:13.7	13	+2:47.7
	10-2	g	GRUM Anthea	F	0+2	0+2	0+4	18:42.5	12	37:56.2	12	+4:49.8
	10-3	y	ZABRET Vid	M	0+3	0+2	0+5	20:32.4	12	58:28.6	12	+6:26.2
	10-4	b	DOVZAN Miha	M	0+0	0+3	0+3	19:39.0	5	1:18:07.6	11	+7:00.8
12	12	POL - POLAND					4+18			1:18:55.5		+7:48.7
	12-1	r	MITORAJ Kinga	F	1+3	2+3	3+6	19:39.7	15	19:39.7	15	+3:13.7
	12-2	g	LASSAK Beata	F	0+0	0+3	0+3	18:42.1	11	38:21.8	13	+5:15.4
	12-3	y	TOPOR Jakub	M	0+2	0+3	0+5	19:45.1	5	58:06.9	11	+6:04.5
	12-4	b	JANIK Mateusz	M	1+3	0+1	1+4	20:48.6	12	1:18:55.5	12	+7:48.7
13	13	AUT - AUSTRIA					4+16			1:19:05.3		+7:58.5
	13-1	r	REISINGER Julia	F	0+3	0+0	0+3	17:33.9	7	17:33.9	7	+1:07.9
	13-2	g	MILLINGER Magdalena	F	0+1	1+3	1+4	18:54.9	13	36:28.8	8	+3:22.4
	13-3	y	PFEFFER Michael	M	0+0	1+3	1+3	20:05.4	8	56:34.2	8	+4:31.8
	13-4	b	BISCHOF Thorsten	M	1+3	1+3	2+6	22:31.1	16	1:19:05.3	13	+7:58.5
14	11	USA - United States					4+16			1:20:03.4		+8:56.6
	11-1	r	KUBEK Anna	F	0+2	0+1	0+3	17:50.4	9	17:50.4	9	+1:24.4
	11-2	g	ZAKRZEWSKA Aleksandra	F	0+2	0+1	0+3	19:52.4	15	37:42.8	11	+4:36.4
	11-3	y	PROELL Nick	M	1+3	0+2	1+5	21:31.3	16	59:14.1	14	+7:11.7
	11-4	b	DOHERTY Sean	M	3+3	0+2	3+5	20:49.3	13	1:20:03.4	14	+8:56.6
15	17	BUL - BULGARIA					1+8			1:20:19.6		+9:12.8
	17-1	r	KADEVA Daniela	F	0+0	0+0	0+0	19:20.6	14	19:20.6	14	+2:54.6
	17-2	g	GEORGIEVA Mariela	F	0+1	1+3	1+4	19:41.6	14	39:02.2	15	+5:55.8
	17-3	y	PALEVSKI Radi	M	0+1	0+1	0+2	20:18.7	10	59:20.9	15	+7:18.5
	17-4	b	SHEHTANOV Denislav	M	0+0	0+2	0+2	20:58.7	14	1:20:19.6	15	+9:12.8
16	15	FIN - FINLAND					4+19			1:20:54.2		+9:47.4
	15-1	r	INGMAN Jenny	F	1+3	0+2	1+5	19:11.7	12	19:11.7	12	+2:45.7
	15-2	g	JANKA Erika	F	1+3	0+3	1+6	20:01.4	16	39:13.1	16	+6:06.7
	15-3	y	LAITINEN Heikki	M	0+1	0+1	0+2	20:13.6	9	59:26.7	16	+7:24.3
	15-4	b	REPO Antti	M	1+3	1+3	2+6	21:27.5	15	1:20:54.2	16	+9:47.4
17	14	SVK - SLOVAKIA					11+17			1:24:42.9		+13:36.1
	14-1	r	FIALKOVA Ivona	F	2+3	2+3	4+6	20:03.7	16	20:03.7	16	+3:37.7
	14-2	g	LAPINOVA Nikola	F	2+3	1+3	3+6	21:20.8	17	41:24.5	17	+8:18.1
	14-3	y	KOSZTOLANYI Ondrej	M	0+1	0+1	0+2	20:29.4	11	1:01:53.9	17	+9:51.5
	14-4	b	ORAVEC Peter	M	0+0	4+3	4+3	22:49.0	17	1:24:42.9	17	+13:36.1

Jury Decisions

Disqualified

3	RUS - RUSSIAN FEDERATION					0+4	0+5	0+9		1:12:54.0		IBU DR 5.6.i
3-1	r	KAYSHEVA Uliana	F	0+0	0+1	0+1		16:21.3		16:21.3		
3-2	g	GERBULOVA Natalya	F	0+1	0+2	0+3		17:11.8		33:33.1		
3-3	y	KUZNETCOV Aleksei	M	0+1	0+1	0+2		20:11.5		53:44.6		
3-4	b	GALUSHKIN Ivan	M	0+2	0+1	0+3		19:09.4		1:12:54.0		

LEGEND

b	blue	F	Female	g	green
M	Male	P	Prone	r	red
S	Standing	T	Total penalties + used spare rounds	y	yellow



FINAL RESULTS

SAT 21 JAN 2012 START TIME 10:30

Jury Information				Course Information			
IBU Technical Delegate - Chairman	ZWAHLEN Robert (SUI)	Name:	Olympic 2km-A	Olympic 2.5km-B			
FIS Technical Delegate	PEETS Roberts (EST)	Height Difference (HD):	76m	77m			
IBU Event Delegate	NUNAR Borut (SLO)	Maximum Climb (MC):	41m	50m			
FIS Assistant TD	ZOGRAFOV Petar (BUL)	Total Climb (TC):	196m	204m			
Chief of Competition Biathlon	NEUMAYER Manfred (AUT)	Length of Lap:	1952m	2472m			
Chief of Competition Cross Country	MIKLAUTSCH Dietmar (AUT)						

Rank	Bib Leg	NOC Bib Color	Name	Gender	P	S	T	Leg Time	Leg Rank	Team Time	Team Rank	Behind
1	19	GER - GERMANY					1+6			1:04:23.4		0.0
	19-1	r	PREUSS Franziska	F	0+0	0+1	0+1	18:16.8	1	18:16.8	1	0.0
	19-2	g	CARL Victoria	F				10:23.9	2	28:40.7	1	0.0
	19-3	y	JANKE Maximilian	M	1+3	0+2	1+5	23:06.3	10	51:47.0	1	0.0
	19-4	b	STIEBRITZ Christian	M				12:36.4	9	1:04:23.4	1	0.0
2	8	RUS - RUSSIAN FEDERATION					2+9			1:05:22.5		+59.1
	8-1	r	KAYSHEVA Uliana	F	1+3	1+3	2+6	20:49.0	14	20:49.0	14	+2:32.2
	8-2	g	SEDOVA Anastasia	F				9:57.9	1	30:46.9	5	+2:06.2
	8-3	y	GALUSHKIN Ivan	M	0+1	0+2	0+3	22:34.8	7	53:21.7	3	+1:34.7
	8-4	b	SELYANINOV Alexander	M				12:00.8	2	1:05:22.5	2	+59.1
3	12	USA - UNITED STATES					0+5			1:05:23.0		+59.6
	12-1	r	KUBEK Anna	F	0+1	0+2	0+3	20:27.1	8	20:27.1	8	+2:10.3
	12-2	g	MOONEY Heather	F				11:09.3	12	31:36.4	9	+2:55.7
	12-3	y	DOHERTY Sean	M	0+1	0+1	0+2	21:29.6	1	53:06.0	2	+1:19.0
	12-4	b	CALDWELL Patrick	M				12:17.0	4	1:05:23.0	3	+59.6
4	15	SUI - SWITZERLAND					0+5			1:05:36.0		+1:12.6
	15-1	r	GASPARIN Aita	F	0+2	0+1	0+3	19:54.8	4	19:54.8	4	+1:38.0
	15-2	g	FAEHNDRICH Nadine	F				10:49.7	7	30:44.5	4	+2:03.8
	15-3	y	SCHOEPFER Kenneth	M	0+2	0+0	0+2	22:46.3	8	53:30.8	5	+1:43.8
	15-4	b	RUEESCH Jason	M				12:05.2	3	1:05:36.0	4	+1:12.6
5	14	FRA - FRANCE					0+5			1:06:01.9		+1:38.5
	14-1	r	DUCORDEAU Lea	F	0+1	0+2	0+3	19:58.4	5	19:58.4	5	+1:41.6
	14-2	g	VULLIET Constance	F				11:46.4	19	31:44.8	10	+3:04.1
	14-3	y	CLAUDE Fabien	M	0+1	0+1	0+2	21:40.1	2	53:24.9	4	+1:37.9
	14-4	b	CHAMBELLANT Thomas	M				12:37.0	10	1:06:01.9	5	+1:38.5
6	5	SWE - SWEDEN					0+9			1:06:07.9		+1:44.5
	5-1	r	SJODEN Lotten	F	0+2	0+3	0+5	20:31.9	11	20:31.9	11	+2:15.1
	5-2	g	SUNDLING Jonna	F				10:41.8	4	31:13.7	6	+2:33.0
	5-3	y	FORSBERG Niklas	M	0+2	0+2	0+4	22:31.1	5	53:44.8	7	+1:57.8
	5-4	b	RUUS Marcus	M				12:23.1	6	1:06:07.9	6	+1:44.5
7	16	AUT - AUSTRIA					2+5			1:06:22.9		+1:59.5
	16-1	r	REISINGER Julia	F	0+0	0+1	0+1	19:49.5	2	19:49.5	2	+1:32.7
	16-2	g	UNTERWEGER Lisa	F				10:46.5	6	30:36.0	3	+1:55.3
	16-3	y	PFEFFER Michael	M	0+1	2+3	2+4	23:02.0	9	53:38.0	6	+1:51.0
	16-4	b	GOTTHALMSEDER Alexander	M				12:44.9	15	1:06:22.9	7	+1:59.5
8	6	EST - ESTONIA					0+4			1:06:37.7		+2:14.3
	6-1	r	BEILMANN Meril	F	0+1	0+1	0+2	20:32.6	12	20:32.6	12	+2:15.8
	6-2	g	VAINLO Kelly	F				11:40.2	18	32:12.8	14	+3:32.1
	6-3	y	ZAHKNA Rene	M	0+1	0+1	0+2	21:43.6	3	53:56.4	8	+2:09.4
	6-4	b	VEERPALU Andreas	M				12:41.3	12	1:06:37.7	8	+2:14.3
9	18	NOR - NORWAY					3+6			1:06:46.2		+2:22.8
	18-1	r	SANDEGGEN Kristin	F	0+0	0+2	0+2	20:00.0	6	20:00.0	6	+1:43.2
	18-2	g	THEODORSEN Silje	F				10:30.4	3	30:30.4	2	+1:49.7
	18-3	y	AALERUD Kristian Andre	M	3+3	0+1	3+4	23:40.5	15	54:10.9	9	+2:23.9
	18-4	b	HOLTH Chrisander Skjoenberg	M				12:35.3	8	1:06:46.2	9	+2:22.8



FINAL RESULTS

SAT 21 JAN 2012 START TIME 10:30

Rank	Bib Leg	NOC Bib Color	Name	Gender	P	S	T	Leg Time	Leg Rank	Team Time	Team Rank	Behind
10	11	KAZ - KAZAKHSTAN					4+8			1:06:47.8		+2:24.4
	11-1	r	VISHNEVSKAYA Galina	F	2+3	0+1	2+4	19:53.1	3	19:53.1	3	+1:36.3
	11-2	g	KUN Alexandra	F				11:34.1	17	31:27.2	8	+2:46.5
	11-3	y	BESSOV Ruslan	M	0+1	2+3	2+4	23:35.5	14	55:02.7	11	+3:15.7
	11-4	b	MALYSHEV Sergey	M				11:45.1	1	1:06:47.8	10	+2:24.4
11	17	ITA - ITALY					0+7			1:07:05.7		+2:42.3
	17-1	r	VITTOZZI Lisa	F	0+2	0+2	0+4	20:29.4	9	20:29.4	9	+2:12.6
	17-2	g	CANCLINI Alice	F				11:19.5	15	31:48.9	12	+3:08.2
	17-3	y	GUIDETTI Xavier	M	0+2	0+1	0+3	22:34.0	6	54:22.9	10	+2:35.9
	17-4	b	PEROTTI Manuel	M				12:42.8	13	1:07:05.7	11	+2:42.3
12	3	CZE - CZECH REPUBLIC					3+8			1:07:34.5		+3:11.1
	3-1	r	JISLOVA Jessica	F	0+0	1+3	1+3	20:31.5	10	20:31.5	10	+2:14.7
	3-2	g	HYNCICOVA Petra	F				11:16.3	14	31:47.8	11	+3:07.1
	3-3	y	VACLAVIK Adam	M	0+2	2+3	2+5	23:28.4	12	55:16.2	13	+3:29.2
	3-4	b	KNOP Petr	M				12:18.3	5	1:07:34.5	12	+3:11.1
13	4	CAN - CANADA					0+4			1:08:10.9		+3:47.5
	4-1	r	VRIELINK Danielle	F	0+1	0+0	0+1	20:43.2	13	20:43.2	13	+2:26.4
	4-2	g	MACISAAC-JONES Maya	F				11:08.6	11	31:51.8	13	+3:11.1
	4-3	y	HARDEN Stuart	M	0+0	0+3	0+3	23:18.9	11	55:10.7	12	+3:23.7
	4-4	b	SAURETTE Matthew	M				13:00.2	19	1:08:10.9	13	+3:47.5
14	23	UKR - UKRAINE					4+10			1:08:48.9		+4:25.5
	23-1	r	MERKUSHYNA Anastasiya	F	0+1	1+3	1+4	20:15.3	7	20:15.3	7	+1:58.5
	23-2	g	SHATALOVA Oksana	F				11:06.2	10	31:21.5	7	+2:40.8
	23-3	y	IVKO Maksym	M	2+3	1+3	3+6	24:44.0	20	56:05.5	14	+4:18.5
	23-4	b	KRASOVSKYI Oleksii	M				12:43.4	14	1:08:48.9	14	+4:25.5
15	21	BLR - BELARUS					1+8			1:09:32.7		+5:09.3
	21-1	r	KIAURA Liudmila	F	0+1	1+3	1+4	22:22.6	16	22:22.6	16	+4:05.8
	21-2	g	LUKONINA Ina	F				11:14.8	13	33:37.4	17	+4:56.7
	21-3	y	KRYUKO Viktor	M	0+2	0+2	0+4	22:28.7	4	56:06.1	15	+4:19.1
	21-4	b	HARDZIAS Maksim	M				13:26.6	21	1:09:32.7	15	+5:09.3
16	1	SLO - SLOVENIA					4+9			1:10:10.0		+5:46.6
	1-1	r	UREVC Eva	F	1+3	3+3	4+6	22:46.1	17	22:46.1	17	+4:29.3
	1-2	g	LAMPIC Anamarija	F				10:42.0	5	33:28.1	16	+4:47.4
	1-3	y	DOVZAN Miha	M	0+2	0+1	0+3	23:30.2	13	56:58.3	16	+5:11.3
	1-4	b	SIMENC Miha	M				13:11.7	20	1:10:10.0	16	+5:46.6
17	22	SVK - SLOVAKIA					1+10			1:10:14.7		+5:51.3
	22-1	r	FIALKOVA Ivona	F	0+1	1+3	1+4	22:20.5	15	22:20.5	15	+4:03.7
	22-2	g	KLEMENTOVA Barbora	F				10:55.5	8	33:16.0	15	+4:35.3
	22-3	y	KOSZTOLANYI Ondrej	M	0+3	0+3	0+6	24:20.8	18	57:36.8	17	+5:49.8
	22-4	b	SEGEC Andrej	M				12:37.9	11	1:10:14.7	17	+5:51.3
18	20	POL - POLAND					4+6			1:11:40.6		+7:17.2
	20-1	r	LASSAK Beata	F	0+1	4+3	4+4	23:30.6	18	23:30.6	18	+5:13.8
	20-2	g	LETOCHA Urszula	F				11:29.2	16	34:59.8	18	+6:19.1
	20-3	y	TOPOR Jakub	M	0+1	0+1	0+2	23:46.2	16	58:46.0	18	+6:59.0
	20-4	b	BRIL Dawid	M				12:54.6	=16	1:11:40.6	18	+7:17.2
19	7	FIN - FINLAND					5+10			1:12:28.6		+8:05.2
	7-1	r	INGMAN Jenny	F	1+3	4+3	5+6	24:55.0	22	24:55.0	22	+6:38.2
	7-2	g	LYLYNPERA Katri	F				11:03.5	9	35:58.5	21	+7:17.8
	7-3	y	REPO Antti	M	0+3	0+1	0+4	23:56.2	17	59:54.7	19	+8:07.7
	7-4	b	SARKKINEN Joonas	M				12:33.9	7	1:12:28.6	19	+8:05.2



FINAL RESULTS

SAT 21 JAN 2012 START TIME 10:30

Rank	Bib Leg	NOC Bib Color	Name	Gender	P	S	T	Leg Time	Leg Rank	Team Time	Team Rank	Behind
20	10	BUL - BULGARIA					4+11			1:14:00.5		+9:37.1
	10-1	r	GEORGIEVA Mariela	F	3+3	0+3	3+6	23:47.6	20	23:47.6	20	+5:30.8
	10-2	g	ILIEVA Kameliya	F				11:59.0	21	35:46.6	19	+7:05.9
	10-3	y	PALEVSKI Radi	M	1+3	0+2	1+5	25:18.5	22	1:01:05.1	20	+9:18.1
	10-4	b	DEYANOV Simeon	M				12:55.4	18	1:14:00.5	20	+9:37.1
21	2	ROU - ROMANIA					2+10			1:14:33.5		+10:10.1
	2-1	r	TIGANI Iulia Ioana	F	1+3	0+2	1+5	23:47.1	19	23:47.1	19	+5:30.3
	2-2	g	UNGUREANU Simona	F				11:59.9	22	35:47.0	20	+7:06.3
	2-3	y	UNGUREANU Marius Petru	M	1+3	0+2	1+5	25:51.9	23	1:01:38.9	22	+9:51.9
	2-4	b	PRIPICI Florin Daniel	M				12:54.6	=16	1:14:33.5	21	+10:10.1
22	24	LTU - LITHUANIA					3+9			1:14:57.8		+10:34.4
	24-1	r	NALIVAIIKAITE Gaudvile	F	2+3	0+2	2+5	24:32.0	21	24:32.0	21	+6:15.2
	24-2	g	KAZLAUSKAITE Kristina	F				11:46.5	20	36:18.5	22	+7:37.8
	24-3	y	MIKELKEVICIUS Arnoldas	M	0+1	1+3	1+4	24:55.3	21	1:01:13.8	21	+9:26.8
	24-4	b	DRUSYS Jaunius	M				13:44.0	22	1:14:57.8	22	+10:34.4
23	13	LAT - LATVIA					0+6			1:17:29.0		+13:05.6
	13-1	r	GAILE Gunita	F	0+2	0+2	0+4	25:15.8	23	25:15.8	23	+6:59.0
	13-2	g	EGLITE Zane	F				13:54.3	24	39:10.1	24	+10:29.4
	13-3	y	ZEMELIS Linards	M	0+1	0+1	0+2	24:31.3	19	1:03:41.4	23	+11:54.4
	13-4	b	PETERSONS Arnis	M				13:47.6	23	1:17:29.0	23	+13:05.6
24	9	KOR - KOREA					7+12			1:20:14.2		+15:50.8
	9-1	r	JANG Jiyeon	F	1+3	2+3	3+6	25:32.4	24	25:32.4	24	+7:15.6
	9-2	g	LEE Yeong-Ae	F				12:14.8	23	37:47.2	23	+9:06.5
	9-3	y	CHOI Dujin	M	3+3	1+3	4+6	27:59.8	24	1:05:47.0	24	+14:00.0
	9-4	b	JI Won	M				14:27.2	24	1:20:14.2	24	+15:50.8

Jury Decisions

Time Adjustments

24	9	KOR - KOREA	+2:00.0	IBU DR 5.5.a
-----------	----------	--------------------	----------------	--------------

Weather	Snow Condition	Temperatures		Participants					
		Air	Snow	Entries	Ranked	DNS	DNF	DSQ	LAP
Snow	Powder	-4.0°C	-2.0°C	96/24	96/24	0/0	0/0	0/0	0/0

IBU Technical Delegate - Chairman: ZWAHLEN Robert (SUI)	Race Secretary: NORZ Karin (AUT)
FIS Technical Delegate: PEETS Roberts (EST)	

LEGEND

=	Equal sign indicates that two or more competitors share the same rank	DNF	Did not finish
b	blue	DSQ	Disqualified
DNS	Did not start	g	green
F	Female	P	Prone
M	Male	S	Standing
r	red	y	yellow
T	Total penalties + used spare rounds		

This page intentionally left blank



INNSBRUCK
2012
YOUTH OLYMPIC GAMES



YOG
DNA

BOBSLEIGH

This page intentionally left blank



OFFICIAL RESULTS

SUN 22 JAN 2012

Rk	Bib No	NOC Code	Name	Start Time	Rk	Int 1 Rk	Int 2 Rk	Int 3 Rk	Int 4 Rk	Finish Time	Rk	Time Behind	Speed (km/h) (mph)					
1	4	NED	VAN HUIGENBOSCH Marije	5.77	1	19.86	1	28.11	1	35.94	1	47.53	2	56.04	2	+0.09	116.7	72.5
			DEKKER Sanne	5.79	1	19.84	1	28.03	1	35.80	1	47.15	1	55.58	1	0.00	118.8	73.8
				Total: 1:51.62											0.00			
2	6	GBR	MCNEILL Mica	5.86	3	20.02	=3	28.27	3	36.16	3	47.83	4	56.29	4	+0.34	116.5	72.4
			SAWYERS Jazmin	5.85	2	19.93	2	28.11	2	35.89	2	47.31	2	55.66	2	+0.08	118.6	73.7
				Total: 1:51.95											+0.33			
3	5	NED	BOS Kimberley	5.87	4	20.01	2	28.24	2	36.05	2	47.48	1	55.95	1	0.00	117.8	73.2
			GROOT Mandy	5.89	4	20.01	4	28.23	=3	36.03	3	47.67	4	56.20	4	+0.62	116.8	72.6
				Total: 1:52.15											+0.53			
4	7	GBR	EMERY Kirsten	5.85	2	20.02	=3	28.30	4	36.26	5	47.90	5	56.42	=5	+0.47	116.3	72.2
			SLATER Frances	5.87	3	20.00	3	28.23	=3	36.07	4	47.53	3	55.92	3	+0.34	118.2	73.4
				Total: 1:52.34											+0.72			
5	1	ITA	PARODI Mathilde	5.98	5	20.18	5	28.40	5	36.18	4	47.68	3	56.15	3	+0.20	117.1	72.7
			MARGAGLIO Valentina	5.96	5	20.13	5	28.34	5	36.21	5	47.76	5	56.26	5	+0.68	117.1	72.7
				Total: 1:52.41											+0.79			
6	2	ROU	CONSTANTIN Ana Andreea	6.02	6	20.36	6	28.68	6	36.55	6	48.02	6	56.42	=5	+0.47	118.0	73.3
			GRECU Andreea	6.03	6	20.28	6	28.57	6	36.47	6	48.04	6	56.52	6	+0.94	116.7	72.5
				Total: 1:52.94											+1.32			
7	3	CAN	MILLER Mercedes	6.45	8	21.06	8	29.43	8	37.30	8	48.83	8	57.29	7	+1.34	117.2	72.8
			FROESE Casey	6.53	8	21.13	8	29.46	8	37.30	8	48.83	8	57.29	7	+1.71	117.1	72.8
				Total: 1:54.58											+2.96			
8	8	JPN	OSHIGIRI Maria	6.08	7	20.41	7	28.74	7	36.76	7	48.64	7	57.55	8	+1.60	113.7	70.7
			UEHARA Shizuka	6.10	7	20.46	7	28.82	7	36.91	7	48.81	7	57.60	8	+2.02	113.9	70.7
				Total: 1:55.15											+3.53			

NOTES

In the listing of team names, the pilot is always shown first.
The above results do not reflect possible disqualifications due to material check or doping.

LEGEND

= Equal sign indicates that two or more teams share the same rank
Int Intermediate time No Number Rk Rank



OFFICIAL RESULTS

SUN 22 JAN 2012

Rk	Bib No	NOC Code	Name	Start Time	Rk	Int 1	Rk	Int 2	Rk	Int 3	Rk	Int 4	Rk	Finish Time	Rk	Time Behind	Speed (km/h) (mph)	
1	1	ITA	BAUMGARTNER Patrick	5.55	8	19.47	8	27.61	8	35.32	8	46.58	6	54.83	4	+0.26	120.3	74.7
			GRANDE Alessandro	5.54	7	19.30	7	27.35	=6	34.99	4	46.14	1	54.31	1	0.00	120.7	75.0
				Total: 1:49.14												0.00		
2	3	AUT	MAIER Benjamin	5.31	2	19.00	2	27.16	2	34.88	2	46.24	2	54.60	2	+0.03	118.5	73.6
			OFENBERGER Robert	5.35	2	19.19	6	27.31	=4	35.02	6	46.31	=4	54.63	4	+0.32	119.5	74.2
				Total: 1:49.23												+0.09		
3	2	MON	RINALDI Rudy	5.34	3	19.07	3	27.22	3	34.97	3	46.31	3	54.65	3	+0.08	118.9	73.8
			TORRE Jeremy	5.36	=3	19.04	2	27.15	2	34.92	2	46.31	=4	54.66	5	+0.35	118.7	73.7
				Total: 1:49.31												+0.17		
4	5	LAT	KIBERMANIS Oskars	5.26	1	18.87	1	26.99	1	34.81	1	46.20	1	54.57	1	0.00	118.7	73.7
			KAMSS Elvis	5.31	1	18.95	1	27.09	1	34.88	1	46.36	7	54.80	7	+0.49	118.0	73.3
				Total: 1:49.37												+0.23		
5	10	GBR	BIDDULPH Oly	5.38	=4	19.16	=4	27.32	4	35.08	4	46.49	4	54.87	5	+0.30	118.3	73.5
			LELLIOTT James	5.36	=3	19.18	=4	27.31	=4	35.01	5	46.27	3	54.54	3	+0.23	120.1	74.6
				Total: 1:49.41												+0.27		
6	4	GER	MOELTER Philipp	5.44	6	19.28	6	27.45	6	35.18	6	46.56	5	54.93	6	+0.36	118.3	73.5
			OELSNER Richard	5.43	6	19.17	3	27.27	3	34.96	3	46.20	2	54.49	2	+0.18	119.6	74.3
				Total: 1:49.42												+0.28		
7	6	USA	BASCUE Codie	5.53	7	19.41	7	27.58	7	35.31	7	46.63	8	54.98	7	+0.41	119.0	73.9
			PETERSON Jake	5.56	8	19.37	8	27.47	8	35.14	=7	46.35	6	54.67	6	+0.36	120.1	74.6
				Total: 1:49.65												+0.51		
8	7	RUS	CHIGVINTSEV Kirill	5.38	=4	19.16	=4	27.35	5	35.15	5	46.59	7	55.00	8	+0.43	118.2	73.4
			TARASOV Ivan	5.41	5	19.18	=4	27.35	=6	35.14	=7	46.58	8	54.95	8	+0.64	118.4	73.6
				Total: 1:49.95												+0.81		
9	9	CAN	BEREZOWSKI Payton	5.60	10	19.54	9	27.70	9	35.47	9	46.88	9	55.26	9	+0.69	118.2	73.4
			SPARKS Clay	5.63	10	19.57	9	27.74	9	35.48	9	46.89	9	55.28	9	+0.97	118.2	73.4
				Total: 1:50.54												+1.40		
10	8	KOR	CHOI Junwon	5.57	9	19.57	10	27.76	10	35.58	10	47.02	10	55.43	10	+0.86	118.1	73.4
			CHOI Minseo	5.60	9	19.67	10	27.90	10	35.76	10	47.32	10	55.81	10	+1.50	117.2	72.8
				Total: 1:51.24												+2.10		

NOTES

In the listing of team names, the pilot is always shown first.
The above results do not reflect possible disqualifications due to material check or doping.

LEGEND

= Equal sign indicates that two or more teams share the same rank

Int Intermediate time No Number Rk Rank



INNSBRUCK
2012
YOUTH OLYMPIC GAMES



YOG
DNA

CROSS-COUNTRY SKIING

This page intentionally left blank



RESULTS

TUE 17 JAN 2012 START TIME 10:00 END TIME 10:36

Jury Information		Course Information	
FIS Technical Delegate	PEETS Robert (EST)	Name:	YOG 2.5 km
FIS Assistant TD	ZOGRAFOV Petar (BUL)	Height Difference (HD):	36m
Chief of Competition	MIKLAUTSCH Dietmar (AUT)	Maximum Climb (MC):	33m
		Total Climb (TC):	162m
		Length of Lap:	2531m
		Number of Laps:	2

Rank	Bib	FIS Code	Name	NOC Code	2.5km Time	Rk.	Finish Time	Behind	FIS Points
1	36	3485890	SEDOVA Anastasia	RUS	7:06.4	1	14:18.0	0.0	72.52
2	37	3565062	LAMPIC Anamarija	SLO	7:08.5	2	14:37.7	+19.7	90.89
3	39	3565053	EINFALT Lea	SLO	7:30.1	5	15:01.2	+43.2	112.80
4	33	3425896	THEODORSEN Silje	NOR	7:24.8	4	15:05.6	+47.6	116.90
5	38	3485862	ZHAMBALOVA Alisa	RUS	7:33.9	6	15:15.8	+57.8	126.41
6	28	3205403	CARL Victoria	GER	7:22.5	3	15:20.9	+1:02.9	131.17
7	25	3205422	BELGER Julia	GER	7:37.1	8	15:32.5	+1:14.5	141.98
8	22	3305193	TAKIZAWA Kozue	JPN	7:43.5	12	15:45.3	+1:27.3	153.92
9	35	3505809	SUNDLING Jonna	SWE	7:35.5	7	15:45.9	+1:27.9	154.48
10	19	3515221	FAEHNDRICH Nadine	SUI	7:42.5	10	15:56.6	+1:38.6	164.45
11	29	3425959	ERIKSEN Linn	NOR	7:41.8	9	16:03.3	+1:45.3	170.70
12	10	3705041	KLEMENTOVA Barbora	SVK	7:45.9	13	16:16.5	+1:58.5	183.01
13	32	3535485	MOONEY Heather	USA	7:59.5	20	16:18.8	+2:00.8	185.15
14	40	3185447	LYLYNPERA Katri	FIN	7:42.8	11	16:18.9	+2:00.9	185.25
15	27	3695041	SHATALOVA Oksana	UKR	7:58.0	17	16:22.0	+2:04.0	188.14
16	26	3435133	LETOCHA Urszula	POL	7:58.4	19	16:22.3	+2:04.3	188.42
17	30	3105180	MACISAAC-JONES Maya	CAN	7:56.2	15	16:31.0	+2:13.0	196.53
18	21	3185442	NURMI Leena	FIN	7:54.8	14	16:34.6	+2:16.6	199.89
19	14	3305212	OHDAIRA Maki	JPN	8:18.8	28	16:34.8	+2:16.8	200.07
20	1	3125067	MA Chun	CHN	7:58.2	18	16:34.9	+2:16.9	200.17
21	15	3395089	VAINLO Kelly	EST	8:06.9	22	16:40.1	+2:22.1	205.01
22	34	3055108	UNTERWEGER Lisa	AUT	8:09.3	24	16:42.9	+2:24.9	207.62
23	13	3665059	LUKONINA Ina	BLR	8:01.5	21	16:48.8	+2:30.8	213.13
24	11	3295248	CANCLINI Alice	ITA	7:57.3	16	16:50.6	+2:32.6	214.80
25	12	3385027	RAUSEL REA	CRO	8:15.8	26	16:59.1	+2:41.1	222.73
26	23	3675040	KUN Alexandra	KAZ	8:14.3	25	17:11.6	+2:53.6	234.38
27	16	3195171	VULLIET Constance	FRA	8:21.5	29	17:15.0	+2:57.0	237.55
28	31	3055075	BADER Sandra	AUT	8:08.0	23	17:26.2	+3:08.2	248.00
29	6	3785019	KAZLAUSKAITE Kristina	LTU	8:29.0	32	17:29.1	+3:11.1	250.70
30	24	3155270	HYNCICOVA Petra	CZE	8:24.0	30	17:38.6	+3:20.6	259.56
31	20	3195173	PERRILLAT-AMEDE Alison	FRA	8:26.6	31	17:41.7	+3:23.7	262.45
32	7	3225017	HALE Sarah	GBR	8:16.6	27	17:44.0	+3:26.0	264.59
33	17	3325042	LEE Yeong-Ae	KOR	8:49.3	35	18:12.6	+3:54.6	291.26
34	9	3045056	GLANVILLE Lucy	AUS	8:58.9	36	18:23.0	+4:05.0	300.96
35	18	3465026	UNGUREANU Simona	ROU	8:48.4	34	18:52.9	+4:34.9	328.84
36	5	3495103	BARAJAS Yaiza	ESP	8:47.3	33	19:04.0	+4:46.0	339.19
37	2	3175008	Ryge Carlsen Caroline	DEN	9:33.2	38	20:04.8	+5:46.8	395.88
38	4	3555024	EGLITE Zane	LAT	10:08.9	40	20:54.0	+6:36.0	441.75
39	3	3745012	TONOYAN Lilit	ARM	10:02.8	39	20:59.6	+6:41.6	446.97

Did not finish									
	8	3095062	ILIEVA Kameliya	BUL	9:13.4	37			



RESULTS

TUE 17 JAN 2012 START TIME 10:00 END TIME 10:36

Weather	Snow Condition	Temperatures		Participants				
		Air	Snow	Entries	Ranked	DNS	DNF	DSQ
Partly cloudy	Compact	-9,0°C	-7,7°C	40/32	39/31	0/0	1/1	0/0

<p>FIS Technical Delegate:</p> <p>PEETS Robert (EST)</p>	<p>Race Secretary:</p> <p>NORZ Karin (AUT)</p>
--	--

LEGEND
DNF Did not finish DNS Did not start DSQ Disqualified



RESULTS

TUE 17 JAN 2012 START TIME 11:45 END TIME 12:40

Jury Information			Course Information		
FIS Technical Delegate	PEETS Robert (EST)		Name:	YOG 3.3 km	
FIS Assistant TD	ZOGRAFOV Petar (BUL)		Height Difference (HD):	36m	
Chief of Competition	MIKLAUTSCH Dietmar (AUT)		Maximum Climb (MC):	33m	
			Total Climb (TC):	324m	
			Length of Lap:	3310m	
			Number of Laps:	3	

Rank	Bib	FIS Code	Name	NOC Code	3.3km Time	Rk.	6.6km Time	Rk.	Finish Time	Behind	FIS Points
1	37	3481743	SELYANINOV Alexander	RUS	9:35.0	=2	19:31.7	2	29:28.8	0.0	83.54
2	47	3300362	ISHIKAWA Kentaro	JPN	9:35.0	=2	19:30.4	1	29:40.2	+11.4	88.70
3	49	3670042	MALYSHEV Sergey	KAZ	9:23.5	1	19:41.5	3	29:57.5	+28.7	96.52
4	34	3422106	HOLTH Chrisander Skjoenberg	NOR	9:39.0	7	20:02.9	4	30:14.1	+45.3	104.03
5	23	3180860	SARKKINEN Joonas	FIN	9:39.4	8	20:03.6	5	30:21.7	+52.9	107.47
6	33	3200474	STIEBRITZ Christian	GER	9:46.0	9	20:09.0	7	30:24.0	+55.2	108.51
7	44	3560101	SIMENC Miha	SLO	9:35.6	4	20:06.0	6	30:30.9	+1:02.1	111.63
8	18	3390164	VEERPALU Andreas	EST	9:54.5	14	20:19.1	10	30:42.2	+1:13.4	116.74
9	45	3150509	KNOP Petr	CZE	9:52.5	13	20:24.2	11	30:44.8	+1:16.0	117.91
10	48	3501176	RUUS Marcus	SWE	9:38.7	6	20:13.5	8	31:02.7	+1:33.9	126.01
11	46	3510479	RUEESCH Jason	SUI	10:03.0	19	20:38.4	14	31:10.4	+1:41.6	129.49
12	35	3200568	CEBULLA Marius	GER	9:37.1	5	20:13.8	9	31:15.8	+1:47.0	131.93
13	29	3422015	MOLDEN Andreas	NOR	9:49.9	12	20:37.6	13	31:16.3	+1:47.5	132.16
14	31	3290418	PEROTTI Manuel	ITA	10:04.3	21	20:49.3	17	31:22.5	+1:53.7	134.96
15	26	3430219	BRIL Dawid	POL	10:00.0	16	20:45.0	16	31:27.8	+1:59.0	137.36
16	43	3530629	CALDWELL Patrick	USA	10:00.1	17	20:43.7	15	31:30.1	+2:01.3	138.40
17	25	3300400	TERABAYASHI Takuto	JPN	10:10.0	23	20:50.3	18	31:30.9	+2:02.1	138.76
18	40	3481753	KHABAROV Nikita	RUS	9:49.0	11	20:33.1	12	31:31.2	+2:02.4	138.90
19	38	3090089	DEYANOV Simeon	BUL	10:01.6	18	20:50.7	19	31:35.7	+2:06.9	140.93
20	36	3690074	KRASOVSKYI Oleksii	UKR	9:59.3	15	20:57.4	20	31:53.0	+2:24.2	148.76
21	30	3190322	CHAMBELLANT Thomas	FRA	10:14.6	25	21:08.6	22	31:55.0	+2:26.2	149.66
22	28	3560104	SLABE Matic	SLO	10:13.4	24	21:08.9	23	31:55.2	+2:26.4	149.75
23	27	3190345	JOUVE Richard	FRA	10:04.1	20	20:58.9	21	32:01.8	+2:33.0	152.74
24	20	3550102	PETERSONS Arnis	LAT	10:17.6	27	21:24.3	25	32:14.7	+2:45.9	158.57
25	24	3180848	JOENSUU Joonas	FIN	9:48.3	10	21:17.0	24	32:24.3	+2:55.5	162.92
26	41	3050212	GOTTHALMSEDER Alexander	AUT	10:23.4	28	21:31.9	26	32:34.6	+3:05.8	167.57
27	39	3700073	SEGEC Andrej	SVK	10:08.4	22	21:40.8	28	32:44.5	+3:15.7	172.05
28	21	3520046	DURSUN Hamza	TUR	10:28.2	29	21:42.7	29	32:55.5	+3:26.7	177.03
29	13	3100271	SAURETTE Matthew	CAN	10:30.7	30	21:40.0	27	32:55.8	+3:27.0	177.16
30	32	3460029	PRIPICI Florin Daniel	ROU	10:17.0	26	21:47.1	30	33:15.4	+3:46.6	186.03
31	22	3350006	VOEGELI Martin	LIE	10:32.1	31	21:59.4	32	33:20.5	+3:51.7	188.33
32	19	3380038	CRNKOVIC KRESIMIR	CRO	10:45.9	34	21:54.7	31	33:27.4	+3:58.6	191.45
33	12	3780034	DRUSYS Jaunius	LTU	10:42.6	33	22:18.8	35	33:46.3	+4:17.5	200.00
34	42	3050197	KATTNIG Johannes Fabian	AUT	10:33.8	32	22:18.6	34	33:57.6	+4:28.8	205.11
35	14	3660069	HARDZIAS Maksim	BLR	10:47.6	35	22:14.7	33	34:00.4	+4:31.6	206.38
36	15	3490265	CLAVERO Adrian	ESP	10:57.5	36	23:09.8	38	34:52.2	+5:23.4	229.81
37	17	3220028	DIXON Scott	GBR	11:07.7	38	23:02.8	36	35:02.2	+5:33.4	234.33
38	7	3250025	BIRGISSON Gunnar	ISL	11:02.5	37	23:03.2	37	35:06.8	+5:38.0	236.41
39	16	3710029	KOSARAC Goran	BIH	11:30.6	40	23:44.2	39	35:49.1	+6:20.3	255.54
40	6	3320124	JI Won	KOR	11:35.4	41	24:09.5	40	36:24.0	+6:55.2	271.33
41	10	3260046	KIASHEMSHAKI Yaghoob	IRI	11:59.4	44	24:36.6	41	37:14.4	+7:45.6	294.12
42	1	3720010	DANDAR Usukhbayar	MGL	11:53.5	43	24:38.9	43	37:16.0	+7:47.2	294.85
43	5	3240018	BODNAR Zeno	HUN	11:43.2	42	24:38.1	42	37:22.3	+7:53.5	297.70
44	8	3040109	GIBSON Alex	AUS	11:20.7	39	24:56.6	44	38:20.4	+8:51.6	323.97
45	9	3740030	SAHAKYAN Hrachik	ARM	12:09.9	45	25:12.6	45	38:25.7	+8:56.9	326.37
46	4	3770015	SHAKHMURATOV Zafar	KGZ	12:15.4	46	25:43.3	46	39:07.1	+9:38.3	345.10
47	3	3030010	HLOPEC Alejo	ARG	12:43.2	48	26:26.3	47	40:33.8	+11:05.0	384.31
48	11	3230076	KYRIAZIS Dimitrios	GRE	12:36.5	47	26:30.0	48	40:40.8	+11:12.0	387.47

Did not start											
2	3170028	STONOR Eirik	DEN								



RESULTS

TUE 17 JAN 2012 START TIME 11:45 END TIME 12:40

Weather	Snow Condition	Temperatures		Participants				
		Air	Snow	Entries	Ranked	DNS	DNF	DSQ
Partly cloudy	Compact	-7,0°C	-6,0°C	49/41	48/40	1/1	0/0	0/0

<p>FIS Technical Delegate:</p> <p>PEETS Robert (EST)</p>	<p>Race Secretary:</p> <p>NORZ Karin (AUT)</p>
--	--

LEGEND

= Equal sign indicates that two or more competitors share the same rank

DNF Did not finish

DSQ Disqualified

DNS Did not start



RESULTS

THU 19 JAN 2012 START TIME 17:15 END TIME 18:27

Jury Information		Course Information	
FIS Technical Delegate	PEETS Robert (EST)	Name:	YOG Sprint 1.0 km
FIS Assistant TD	ZOGRAFOV Petar (BUL)	Height Difference (HD):	16m
Chief of Competition	MIKLAUTSCH Dietmar (AUT)	Maximum Climb (MC):	10m
		Total Climb (TC):	25m
		Length of Lap:	1042m
		Number of Laps:	1

Rank	Bib	Round	Name	NOC Code	Remarks
1	1	Final	THEODORSEN Silje	NOR	
2	2	Final	SUNDLING Jonna	SWE	
3	3	Final	ERIKSEN Linn	NOR	
4	8	Final	LAMPIC Anamarija	SLO	
5	10	Final	LYLYNPERA Katri	FIN	
6	19	Final	EINFALT Lea	SLO	
7	6	Semifinal	FAEHNDRICH Nadine	SUI	
8	15	Semifinal	MACISAAC-JONES Maya	CAN	
9	12	Semifinal	NURMI Leena	FIN	
10	17	Semifinal	HYNCICOVA Petra	CZE	
11	4	Semifinal	UNTERWEGER Lisa	AUT	
12	9	Semifinal	CARL Victoria	GER	
13	7	Quarterfinal	CANCLINI Alice	ITA	
14	11	Quarterfinal	KLEMENTOVA Barbora	SVK	
15	13	Quarterfinal	SEDOVA Anastasia	RUS	
16	25	Quarterfinal	HALE Sarah	GBR	
17	18	Quarterfinal	ZHAMBALOVA Alisa	RUS	
18	21	Quarterfinal	LUKONINA Ina	BLR	
19	24	Quarterfinal	SHATALOVA Oksana	UKR	
20	26	Quarterfinal	KAZLAUSKAITE Kristina	LTU	
21	14	Quarterfinal	BELGER Julia	GER	
22	16	Quarterfinal	MA Chun	CHN	
23	22	Quarterfinal	LETOCHA Urszula	POL	
24	23	Quarterfinal	MOONEY Heather	USA	
25	30	Quarterfinal	VAINLO Kelly	EST	
26	5	Quarterfinal	BADER Sandra	AUT	
27	20	Quarterfinal	BARAJAS Yaiza	ESP	
28	27	Quarterfinal	UNGUREANU Simona	ROU	
29	28	Quarterfinal	VULLIET Constance	FRA	
30	29	Quarterfinal	TAKIZAWA Kozue	JPN	
31		Qualification	GLANVILLE Lucy	AUS	
32		Qualification	KUN Alexandra	KAZ	
33		Qualification	PERRILLAT-AMEDE Alison	FRA	
34		Qualification	OHDAIRA Maki	JPN	
35		Qualification	RAUSEL REA	CRO	
36		Qualification	ILIEVA Kameliya	BUL	
37		Qualification	EGLITE Zane	LAT	
38		Qualification	LEE Yeong-Ae	KOR	
39		Qualification	TONOYAN Lilit	ARM	
39		Qualification	Ryge Carlsen Caroline	DEN	



RESULTS

THU 19 JAN 2012 START TIME 17:15 END TIME 18:27

Weather	Snow Condition	Temperatures		Participants				
		Air	Snow	Entries	Ranked	DNS	DNF	DSQ
Rain	Compact	4,0°C	-3,0°C	40/32	40/32	0/0	0/0	0/0

<p>FIS Technical Delegate:</p> <p>PEETS Robert (EST)</p>	<p>Race Secretary:</p> <p>NORZ Karin (AUT)</p>
--	--

LEGEND
DNF Did not finish DNS Did not start DSQ Disqualified



RESULTS

THU 19 JAN 2012 START TIME 17:37 END TIME 18:37

Jury Information		Course Information	
FIS Technical Delegate	PEETS Robert (EST)	Name:	YOG Sprint 1.0 km
FIS Assistant TD	ZOGRAFOV Petar (BUL)	Height Difference (HD):	16m
Chief of Competition	MIKLAUTSCH Dietmar (AUT)	Maximum Climb (MC):	10m
		Total Climb (TC):	25m
		Length of Lap:	1042m
		Number of Laps:	1

Rank	Bib	Round	Name	NOC Code	Remarks
1	1	Final	MOLDEN Andreas	NOR	
2	5	Final	CEBULLA Marius	GER	
3	4	Final	SELYANINOV Alexander	RUS	
4	13	Final	RUUS Marcus	SWE	
5	18	Final	CALDWELL Patrick	USA	
6	7	Final	ISHIKAWA Kentaro	JPN	
7	3	Semifinal	HOLTH Chrisander Skjoenberg	NOR	
8	12	Semifinal	MALYSHEV Sergey	KAZ	
9	6	Semifinal	STIEBRITZ Christian	GER	
10	8	Semifinal	RUEESCH Jason	SUI	
11	9	Semifinal	KATTNIG Johannes Fabian	AUT	
12	21	Semifinal	SIMENC Miha	SLO	
13	14	Quarterfinal	DEYANOV Simeon	BUL	
14	15	Quarterfinal	SEGEC Andrej	SVK	
15	20	Quarterfinal	VEERPALU Andreas	EST	
16	29	Quarterfinal	KNOP Petr	CZE	
17	10	Quarterfinal	JOENSUU Joonas	FIN	
18	19	Quarterfinal	SARKKINEN Joonas	FIN	
19	24	Quarterfinal	CHAMBELLANT Thomas	FRA	
20	26	Quarterfinal	PETERSONS Arnis	LAT	
21	2	Quarterfinal	KHABAROV Nikita	RUS	
22	16	Quarterfinal	HARDZIAS Maksim	BLR	
23	27	Quarterfinal	GOTTHALMSEDER Alexander	AUT	
24	28	Quarterfinal	JOUVE Richard	FRA	
25	30	Quarterfinal	KRASOVSKYI Oleksii	UKR	
26	11	Quarterfinal	BRIL Dawid	POL	
27	17	Quarterfinal	PEROTTI Manuel	ITA	
28	22	Quarterfinal	PRIPICI Florin Daniel	ROU	
29	23	Quarterfinal	SAURETTE Matthew	CAN	
30	25	Quarterfinal	DURSUN Hamza	TUR	
31		Qualification	CLAVERO Adrian	ESP	
32		Qualification	TERABAYASHI Takuto	JPN	
33		Qualification	DIXON Scott	GBR	
34		Qualification	BODNAR Zeno	HUN	
35		Qualification	CRNKOVIC KRESIMIR	CRO	
36		Qualification	DRUSYS Jaunius	LTU	
37		Qualification	SLABE Matic	SLO	
38		Qualification	KOSARAC Goran	BIH	
39		Qualification	VOEGELI Martin	LIE	
40		Qualification	GIBSON Alex	AUS	
41		Qualification	BIRGISSON Gunnar	ISL	
42		Qualification	KYRIAZIS Dimitrios	GRE	
43		Qualification	SHAKHMURATOV Zafar	KGZ	
44		Qualification	STONOR Eirik	DEN	
45		Qualification	SAHAKYAN Hrachik	ARM	
46		Qualification	JI Won	KOR	
47		Qualification	HLOPEC Alejo	ARG	
48		Qualification	DANDAR Usukhbayar	MGL	
49		Qualification	KIASHEMSHAKI Yaghoob	IRI	
50		Qualification	LOZANOSKI Velko	MKD	



RESULTS

THU 19 JAN 2012 START TIME 17:37 END TIME 18:37

Weather	Snow Condition	Temperatures		Participants				
		Air	Snow	Entries	Ranked	DNS	DNF	DSQ
Rain	Compact	4,0°C	-3,0°C	50/42	50/42	0/0	0/0	0/0

<p>FIS Technical Delegate:</p> <p>PEETS Robert (EST)</p>	<p>Race Secretary:</p> <p>NORZ Karin (AUT)</p>
--	--

LEGEND
DNF Did not finish DNS Did not start DSQ Disqualified




INNSBRUCK
2012
YOUTH OLYMPIC GAMES



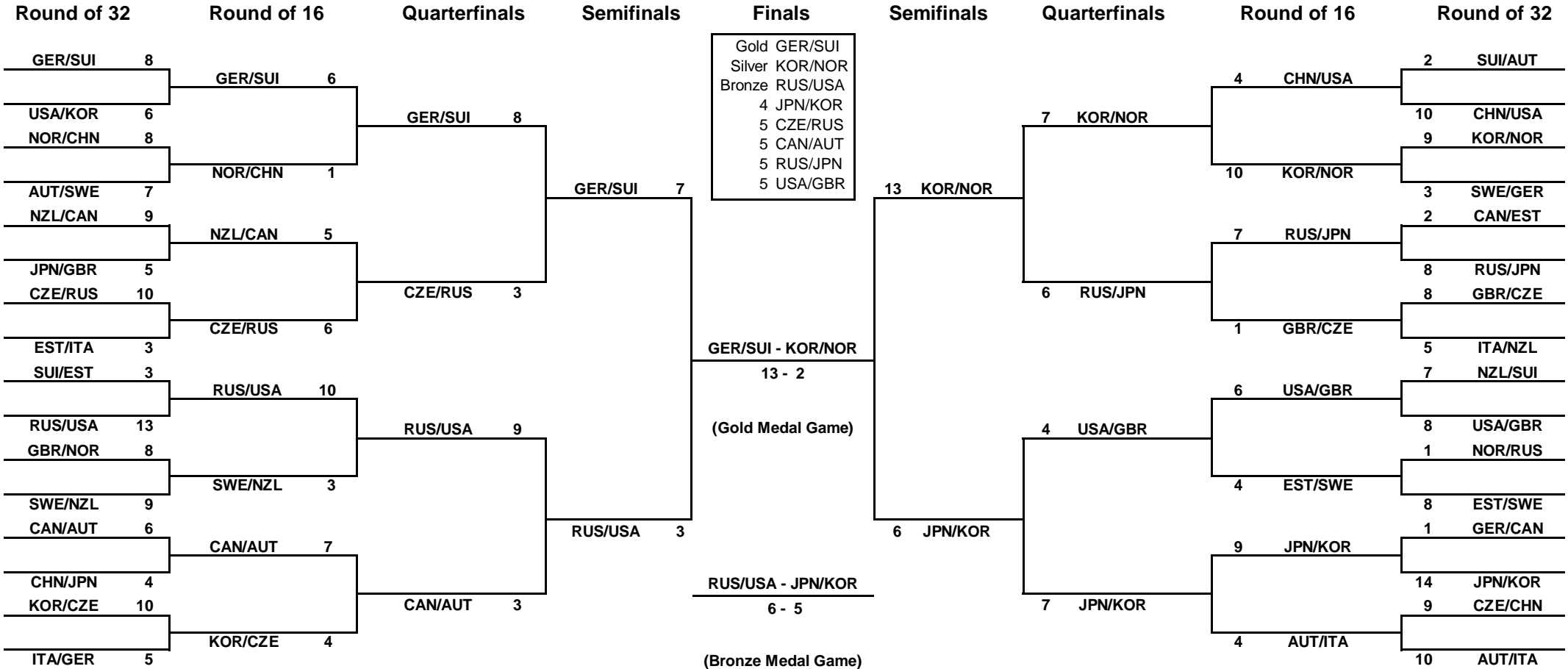
CURLING

This page intentionally left blank



BRACKETS

As of SUN 22 JAN 2012





COMPETITION SUMMARY

As of WED 18 JAN 2012

Red Group

Session	Date	Time	Sheet A	Sheet B	Sheet C	Sheet D
Session 2	SAT 14 JAN	16:00	AUT - CAN 6 : 5	JPN - ITA 5 : 3	SWE - GBR 6 : 4	RUS - GER 6 : 4
Session 3	SUN 15 JAN	09:00	GBR - GER 4 : 5	SWE - RUS 5 : 3	CAN - ITA 6 : 0	AUT - JPN 5 : 7
Session 4	SUN 15 JAN	16:00	SWE - ITA 5 : 7	AUT - GER 12 : 5	RUS - JPN 6 : 5	CAN - GBR 8 : 2
Session 5	MON 16 JAN	09:00	JPN - GBR 7 : 5	RUS - CAN 1 : 7	AUT - SWE 5 : 7	GER - ITA 3 : 9
Session 6	MON 16 JAN	16:00	RUS - AUT 8 : 5	ITA - GBR 5 : 7	JPN - GER 9 : 2	SWE - CAN 6 : 5
Session 7	TUE 17 JAN	09:00	CAN - JPN 9 : 4	GER - SWE 4 : 6	ITA - AUT 6 : 3	GBR - RUS 6 : 3
Session 1	TUE 17 JAN	16:00	ITA - RUS 7 : 3	GBR - AUT 9 : 1	GER - CAN 4 : 6	JPN - SWE 4 : 5

Standings After Round Robin

Rank	Team	Games	Wins	Losses	TB W-L
1	SWE - Sweden	7	6	1	Q
2	CAN - Canada	7	5	2	Q
3	JPN - Japan	7	4	3	Q w1
4	ITA - Italy	7	4	3	Q w0
5	GBR - Great Britain	7	3	4	w1
6	RUS - Russian Federation	7	3	4	w0
7	AUT - Austria	7	2	5	
8	GER - Germany	7	1	6	

Blue Group

Session	Date	Time	Sheet A	Sheet B	Sheet C	Sheet D
Session 1	SAT 14 JAN	12:30	KOR - CZE 3 : 6	SUI - NZL 6 : 2	EST - USA 1 : 10	CHN - NOR 4 : 5
Session 2	SAT 14 JAN	19:30	NZL - USA 2 : 10	CHN - KOR 8 : 1	NOR - SUI 2 : 8	CZE - EST 9 : 4
Session 3	SUN 15 JAN	12:30	SUI - EST 12 : 1	NOR - CZE 5 : 8	USA - KOR 7 : 4	NZL - CHN 7 : 6
Session 4	SUN 15 JAN	19:30	NOR - KOR 3 : 7	NZL - EST 7 : 6	CZE - CHN 5 : 6	USA - SUI 6 : 4
Session 5	MON 16 JAN	12:30	CHN - SUI 3 : 7	CZE - USA 1 : 11	NZL - NOR 6 : 7	EST - KOR 7 : 5
Session 6	MON 16 JAN	19:30	CZE - NZL 9 : 4	KOR - SUI 2 : 6	CHN - EST 7 : 3	NOR - USA 3 : 6
Session 7	TUE 17 JAN	12:30	USA - CHN 8 : 1	EST - NOR 3 : 8	KOR - NZL 9 : 4	SUI - CZE 8 : 4
Tie-breaker 1	TUE 17 JAN	19:30				NOR - CHN 6 : 3

Standings After Round Robin and Tie-breakers

Rank	Team	Games	Wins	Losses	TB W-L
1	USA - United States of America	7	7	0	Q
2	SUI - Switzerland	7	6	1	Q
3	CZE - Czech Republic	7	4	3	Q
4	NOR - Norway	7	3	4	1 - 0 Q
5	CHN - China	7	3	4	0 - 1
6	KOR - Korea	7	2	5	w1
7	NZL - New Zealand	7	2	5	w0
8	EST - Estonia	7	1	6	

Merged Group Standings

Rank	Team	Round Robin Results			Rank	Team	Round Robin Results		
		Group	Rank	DSC			Group	Rank	DSC
1	USA - United States of America	Blue	1	30.10cm	9	CHN - China	Blue	5	41.87cm
2	SWE - Sweden	Red	1	34.48cm	10	GBR - Great Britain	Red	5	82.28cm
3	CAN - Canada	Red	2	39.25cm	11	RUS - Russian Federation	Red	6	54.13cm
4	SUI - Switzerland	Blue	2	54.78cm	12	KOR - Korea	Blue	6	82.62cm
5	CZE - Czech Republic	Blue	3	36.47cm	13	NZL - New Zealand	Blue	7	51.38cm
6	JPN - Japan	Red	3	77.75cm	14	AUT - Austria	Red	7	93.97cm
7	NOR - Norway	Blue	4	46.70cm	15	GER - Germany	Red	8	72.53cm
8	ITA - Italy	Red	4	60.92cm	16	EST - Estonia	Blue	8	120.38cm

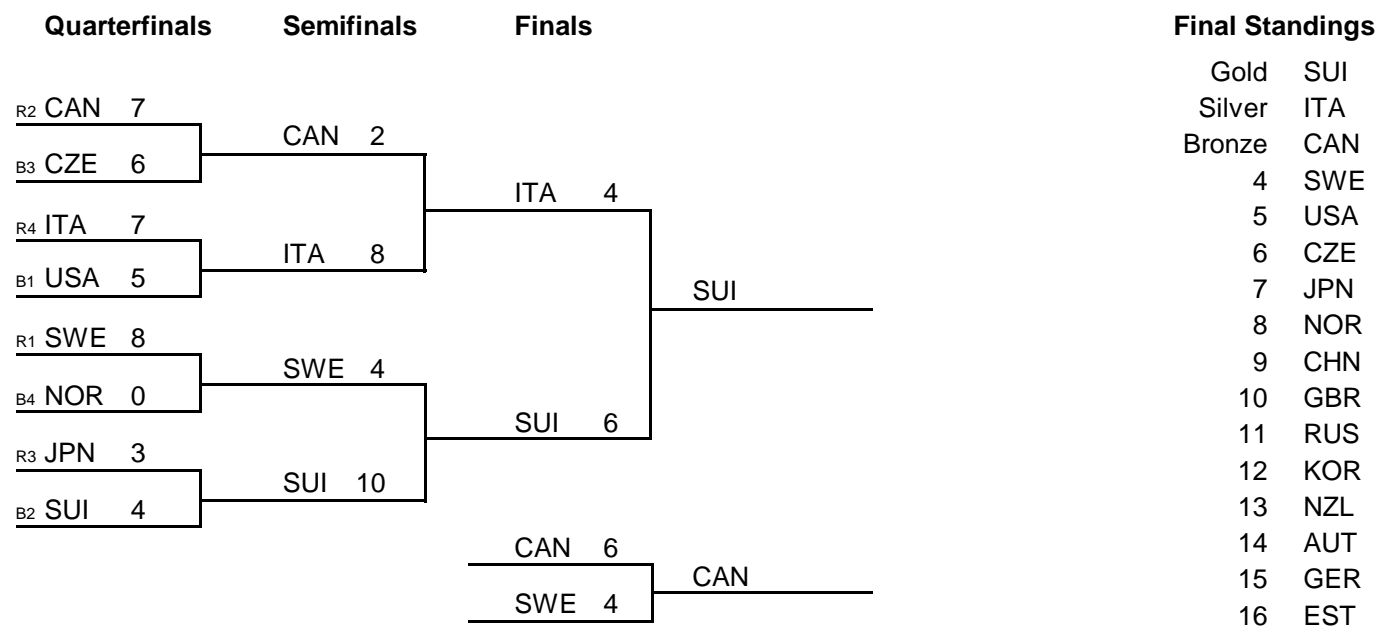


COMPETITION SUMMARY

As of WED 18 JAN 2012

Championship Bracket

Session	Date	Time	Sheet A	Sheet B	Sheet C	Sheet D
Quarterfinals	WED 18 JAN	09:00	CZE - CAN 6 : 7	ITA - USA 7 : 5	SWE - NOR 8 : 0	SUI - JPN 4 : 3
Semifinals	WED 18 JAN	13:00	SUI - SWE 10 : 4			ITA - CAN 8 : 2
Bronze Medal	WED 18 JAN	17:00		CAN - SWE 6 : 4		
Gold Medal	WED 18 JAN	17:00			SUI - ITA 6 : 4	



LEGEND		
Bn	Final Rank in Blue Group	DSC Draw Shot Challenge
Rn	Final Rank in Red Group	wx Number of wins (x) against tied teams
		Q Qualified for the quarterfinals

Red Group Session 1 had to be rescheduled, see Official Communication #1

This page intentionally left blank



INNSBRUCK
2012
YOUTH OLYMPIC GAMES



YOG
DNA

FREESTYLE SKIING

This page intentionally left blank



RESULTS

SUN 15 JAN 2012 START TIME 12:00

HP

Jury			Technical Data		
FIS Technical Delegate	GÖRLICH Andreas	GER	Course Name	Superpipe YOG	
Head Judge	REGAZZONI Rafael	FRA	Halfpipe Length	180m	
Chief of Race	ARNDT Christoph	AUT	Width from Wall to Wall	20.5m	
			Halfpipe Inclination	18°	
			Inner Height of Walls	6.6m	
			Inclination of Vert	85°	
Officials			Forerunners		
FIS Race Director	KRAMPFL Reinhard	FIS	F1	Daniel KREITL	AUT
Chief of Halfpipe	ZEHETNER Albert	AUT	F2	Viktor MOOSMANN	AUT
			F3	Marco LADNER	AUT
Judge 1	BEUTLER Christian	SUI			
Judge 2	SUCHANOVA Klara	CZE			
Judge 3	BROWN Steve	AUS			
Judge 4	HEINRICH Oliver	AUT			
Judge 5	SUNDEKVIST Ola	SWE			
Judge 6	SPENCE Steele	USA			
Weather:	Sunny		Snow Temperature:	-16°C/3.2°F	
			Temperature - Start:	-14°C/6.8°F	Temperature - Finish:
					-14°C/6.8°F

Number of Competitors : 10, Number of NOCs : 10

Rank	Bib	FIS Code	Name	NOC Code	YB	Run	J1	J2	J3	J4	J5	J6	Score	Best Score	Tie	Race Points
------	-----	----------	------	----------	----	-----	----	----	----	----	----	----	-------	------------	-----	-------------

RESULTS FROM FINAL

1	2	2529868	GRAM Elisabeth	AUT	1996	Run 1	89	85	77	85	85	84	84.75	84.75		140.00
						Run 2	87	84	77	84	81	82	82.75			
2	7	2529125	SJAASTAD CHRISTIANSEN	NOR	1995	Run 1	77	75	80	80	80	80	79.25	79.25		112.00
						Run 2	39	40	37	40	44	36	39.00			
3	1	2529097	TRIEPIER MONDANCIN Marine	FRA	1995	Run 1	66	70	65	70	74	71	69.25	69.50		84.00
						Run 2	64	60	67	73	75	74	69.50			
4	3	2528138	GUNNING Shannon	CAN	1996	Run 1	63	65	62	60	60	63	62.00	62.00		70.00
						Run 2	60	66	59	57	56	55	58.00			
5	4	2529086	SUMMERHAYES Katie	GBR	1995	Run 1	58	50	55	55	54	56	55.00	55.00		63.00
						Run 2	50	44	49	40	45	41	44.75			
6	8	2529846	BONELLI Alexia	SUI	1996	Run 1	32	33	32	30	20	31	31.25	47.75		56.00
						Run 2	53	45	50	48	35	48	47.75			

RESULTS FROM QUALIFICATION

7	5	2529957	POOTS Samantha	NZL	1996	Run 1	29	27	25	20	48	20	23.00	52.00		50.40
						Run 2	51	52	48	50	58	55	52.00			
8	9	2529584	KIRIYAMA Nanaho	JPN	1996	Run 1	50	48	50	48	42	53	49.00	49.00		44.80
						Run 2	42	40	47	44	39	47	43.25			
9	6	2529799	LOBODA Monika	SLO	1996	Run 1	28	17	30	25	45	26	24.00	41.00		40.60
						Run 2	45	35	44	40	34	48	41.00			
10	2529399	CRANE-MAUZY Jeanee	USA	1996	Run 1									DNS		
						Run 2								DNS		

LEGEND

DNS Did not start

J Judge

YB Year of Birth



RESULTS

SUN 15 JAN 2012 START TIME 13:40

REVISION

HP

Jury			Technical Data		
FIS Technical Delegate	GÖRLICH Andreas	GER	Course Name	Superpipe YOG	
Head Judge	REGAZZONI Rafael	FRA	Halfpipe Length	180m	
Chief of Race	ARNDT Christoph	AUT	Width from Wall to Wall	20.5m	
			Halfpipe Inclination	18°	
			Inner Height of Walls	6.6m	
			Inclination of Vert	85°	
Officials			Forerunners		
FIS Race Director	KRAMPFL Reinhard	FIS	F1	Daniel KREITL	AUT
Chief of Halfpipe	ZEHETNER Albert	AUT	F2	Viktor MOOSMANN	AUT
			F3	Marco LADNER	AUT
Judge 1	BEUTLER Christian	SUI			
Judge 2	SUCHANOVA Klara	CZE			
Judge 3	BROWN Steve	AUS			
Judge 4	HEINRICH Oliver	AUT			
Judge 5	SUNDEKVIST Ola	SWE			
Judge 6	SPENCE Steele	USA			
Weather:	Sunny		Snow Temperature:	-16°C/3.2°F	
			Temperature - Start:	-14°C/6.8°F	Temperature - Finish:
					-14°C/6.8°F

Number of Competitors : 13, Number of NOCs : 13

Rank	Bib	FIS Code	Name	NOC Code	YB	Run	J1	J2	J3	J4	J5	J6	Score	Best Score	Tie	Race Points
------	-----	----------	------	----------	----	-----	----	----	----	----	----	----	-------	------------	-----	-------------

RESULTS FROM FINAL

1	10	2528796	MAHLER Kai	SUI	1995	Run 1	94	95	95	97	96	94	95.00	95.00		130.00
						Run 2	68	74	67	68	66	60	67.25			
2	1	2529361	KIVARI Lauri	FIN	1996	Run 1	47	50	43	48	54	50	48.75	90.00		104.00
						Run 2	90	90	90	90	93	90	90.00			
3	8	2529024	BLUNCK Aaron	USA	1996	Run 1	62	66	68	70	61	55	64.25	87.50		78.00
						Run 2	88	87	87	88	86	88	87.50			
4	9	2528612	WELLS Beau-James	NZL	1995	Run 1	83	82	85	86	90	88	85.50	85.50		65.00
						Run 2	82	84	82	84	88	87	83.75			
5	3	2529887	FABRE Cesar	FRA	1995	Run 1	75	73	73	75	77	76	74.75	79.25		58.50
						Run 2	80	78	78	80	80	79	79.25			
6	7	2528212	MACKAY Aaron	CAN	1995	Run 1	72	70	70	72	68	71	70.75	76.50		52.00
						Run 2	79	75	75	78	78	75	76.50			
7	13	2529123	BERG Johan	NOR	1995	Run 1	68	65	64	66	74	64	65.75	71.75		46.80
						Run 2	73	69	72	73	75	66	71.75			
8	2	2528635	KIM Kwang-Jin	KOR	1995	Run 1	69	67	66	69	66	69	67.75	67.75		41.60
						Run 2	65	61	59	61	60	67	61.75			
9	5	2529882	WALCHHOFER Daniel	AUT	1996	Run 1	56	57	54	59	63	57	57.25	66.25		37.70
						Run 2	66	68	65	74	64	66	66.25			
10	6	2529590	HARDING Tyler	GBR	1996	Run 1	63	60	62	64	65	62	62.75	62.75		33.80
						Run 2	29	39	27	29	32	35	31.25			
11	12	2529609	WADDELL Thomas	AUS	1995	Run 1	49	45	48	49	49	47	48.25	48.25		31.20
						Run 2	14	15	12	10	19	16	14.25			
12	11	2529204	MANGOLD Lucas	GER	1995	Run 1	35	27	25	30	25	26	27.00	46.75		28.60
						Run 2	46	40	45	46	54	50	46.75			

RESULTS FROM QUALIFICATION



RESULTS

SUN 15 JAN 2012 START TIME 13:40

REVISION

HP

Rank	Bib	FIS Code	Name	NOC Code	YB	Run	J1	J2	J3	J4	J5	J6	Score	Best Score	Tie	Race Points
13	4	2529297	SERRA CARRILLO Ian	AND	1996	Run 1	18	15	20	20	34	20	19.50	40.50		26.00
						Run 2	44	38	42	40	38	42	40.50			

LEGEND

J Judge

YB Year of Birth

Version 2.0: Change FIS Points for bib 4 SERRA CARRILLO, Ian (AND)



RESULTS

SUN 22 JAN 2012 START TIME 12:00

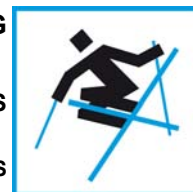
SX

Jury			Technical Data	
FIS Technical Delegate	RENTSCHLER Martina	GER	Course Name	Alpenrose Kuetai
Chief of Competition	STEINER Werner	AUT	Start Altitude	2190m
Finish Referee	FRANITCH Joel	FRA	Finish Altitude	2009m
			Vertical Drop	181m
			Course Length	1060m
			Number of Features	18
Officials			Forerunners	
FIS Race Director	KRAMPFL Reinhard	FIS	F1	
Chief of Ski-Cross	ULLMANN Christian	AUT	F2	
			F3	
			F4	

Number of Competitors : 12, Number of NOCs : 12

Rank	Bib	FIS Code	Name	NOC Code	YB	Qualification Time	Race Points
NOT QUALIFIED FOR FINALS							
1	12	2529968	HEIDER Michaela	AUT	1995	58.38	90.00
2	5	2529986	CAMKOVA Veronika	CZE	1996	58.63	72.00
3	8	2529935	BENZ Emilie	SUI	1995	58.82	54.00
4	7	2529562	SHERRET India	CAN	1996	1:00.21	45.00
5	3	2529548	LEGGETT Claudia	AUS	1996	1:00.30	40.50
6	1	2529052	TORDI Katharina	GER	1995	1:00.82	36.00
7	10	2529674	RONCALLO Manuela	ARG	1996	1:01.67	32.40
8	6	2529421	MAKSIMOVA Ksenia	RUS	1996	1:01.82	28.80
9	2	2529985	VORGER Emma	FRA	1996	1:01.87	26.10
10	9	2529532	WILSON Lesley	USA	1996	1:02.64	23.40
11	4	2529479	GUERRERO Elisa	CHI	1995	1:03.72	21.60
12	11	2528656	PETERSON Malou	SWE	1995	1:10.15	19.80

Qualification Ranking counts as Final Ranking (ICR Rule 3060.2.4)



RESULTS

SUN 22 JAN 2012 START TIME 12:00

SX

Jury			Technical Data	
FIS Technical Delegate	RENTSCHLER Martina	GER	Course Name	Alpenrose Kuetai
Chief of Competition	STEINER Werner	AUT	Start Altitude	2190m
Finish Referee	FRANITCH Joel	FRA	Finish Altitude	2009m
			Vertical Drop	181m
			Course Length	1060m
			Number of Features	18
Officials			Forerunners	
FIS Race Director	KRAMPFL Reinhard	FIS	F1	
Chief of Ski-Cross	ULLMANN Christian	AUT	F2	
			F3	
			F4	

Number of Competitors : 18, Number of NOCs : 17

Rank	Bib	FIS Code	Name	NOC Code	YB	Qualification Time	Race Points
NOT QUALIFIED FOR FINALS							
1	8	2529604	LEHIKONEN Niki	FIN	1996	56.15	50.00
2	14	2529333	RENN Marzellus	GER	1995	56.96	40.00
3	4	2528153	HERAUF Matty	CAN	1995	57.34	30.00
4	9	2529480	LAIDLAW Harry	AUS	1996	57.43	25.00
5	16	2529327	VANGSNES Marius Boe	NOR	1995	57.73	22.50
6	1	2529009	SCHATZ Michael	AUT	1995	57.76	20.00
7	11	2528598	VLASENKO Maxim	RUS	1995	57.88	18.00
8	15	2529716	RENNER Patrick	ITA	1995	58.36	16.00
9	2	2528654	FROST Axel	SWE	1995	58.59	14.50
10	3	2529654	RIVARA Thomas	ARG	1995	59.00	13.00
11	7	2529507	GIRARD Bastien	FRA	1996	59.27	12.00
12	6	2528943	GENTET Vincent	SUI	1995	59.45	11.00
13	10	2529641	CASAS CORDERO Juan Pablo	CHI	1996	59.46	10.00
14	5	2529599	MILLAR Jack	AUS	1995	59.46	9.00
15	18	2529416	KLEMS Vaclav	CZE	1995	59.61	8.00
16	13	2528057	NAKAGAWA Yuki	JPN	1995	1:00.27	7.50
17	12	2528854	MULLAYEV Alon	KAZ	1995	1:00.82	7.00
18	17	2529744	ANDREWS Sam	NZL	1996	1:02.74	6.50

Qualification Ranking counts as Final Ranking (ICR Rule 3060.2.4)



INNSBRUCK
2012
YOUTH OLYMPIC GAMES



YOG
DNA

FIGURE SKATING

This page intentionally left blank



RESULTS

Rank	Name	NOC Code	Total Score	SD	FD
1	YANOVSKAYA Anna / MOZGOV Sergey	RUS	146.96	1	1
2	NAZAROVA Aleksandra / NIKITIN Maxim	UKR	131.68	2	2
3	SIMONOVA Maria / DRAGUN Dmitri	RUS	125.22	3	3
4	PARSONS Rachel / PARSONS Michael	USA	114.22	4	4
5	ELIZABETH Estelle / LE GAC Romain	FRA	106.42	6	5
6	UZUROVA Karina / ALI Ilias	KAZ	102.77	5	6
7	CEJKOVA Jana / SINICYN Alexandr	CZE	92.72	8	7
8	TESSARI Jasmine / COLAFATO Stefano	ITA	88.15	7	8
9	SMITH Christine / EISENBAUER Simon	AUT	78.26	9	9
10	TKACHENKA Eugenia / GULITSKI Yuri	BLR	74.56	10	11
11	PATERSON Millie / CARSTAIRS Edward	GBR	71.05	11	12
12	LOHMUS Victoria-Laura / DAVODOV Andrei	EST	70.78	12	10

SAARELAINEN Mika ISU

Referee

CESARO Michela, ISU

Technical Controller

LEGEND

FD Free Dance

SD Short Dance



RESULTS

Rank	Name	NOC Code	Total Score	SP	FS
1	TUKTAMISHEVA Elizaveta	RUS	173.10	1	1
2	SOTNIKOVA Adelina	RUS	159.08	2	3
3	LI Zijun	CHN	157.70	3	2
4	PARK So Youn	KOR	136.60	5	4
5	VENTARD Anaïs	FRA	136.08	4	6
6	SHOJI Risa	JPN	135.32	6	5
7	BAUTH Jordan	USA	123.39	7	7
8	STUERZINGER Tina	SUI	113.55	8	8
9	KHUSSEIN Darin	UKR	109.31	10	11
10	KERRY Chantelle	AUS	108.99	11	9
11	CRISTINI Micol	ITA	105.44	9	12
12	VILJANEN Eveliina	FIN	101.10	16	10
13	WOLFLAST Nina Larissa	AUT	96.26	12	13
14	SALDEEN OLOFSSON Myrtel	SWE	92.54	14	14
15	KRIISA Sindra	EST	92.43	13	15
16	SWERTS Lieselotte	BEL	85.57	15	16

LAKERNIK Alexander ISU

Referee

OLSEN Kari-Anne, ISU

Technical Controller

LEGEND

FS Free Skating

SP Short Program



RESULTS

Rank	Name	NOC Code	Total Score	SP	FS
1	YAN Han	CHN	192.45	1	1
2	UNO Shoma	JPN	167.15	6	2
3	EFREMENKOV Feodosi	RUS	163.46	2	5
4	LEE June Hyoung	KOR	160.99	7	4
5	ULANOVSKY Niko	GER	158.47	4	6
6	NAKAMURA Shu	JPN	154.22	10	3
7	MARTINEZ Michael Christian	PHI	151.60	3	7
8	NOVAIKIN Timofei	FRA	147.23	5	9
9	PANIOT Yaroslav	UKR	132.55	13	8
10	TODESCHINI Nicola	SUI	128.98	9	11
11	OLENIUS Tino	FIN	127.12	8	12
12	PALERMO Carlo Vittorio	ITA	125.55	12	10
13	HALLMAN John-Olof	SWE	120.12	11	13
14	LYAN Alexander	KAZ	95.87	14	14
15	DRECHSLER Manuel	AUT	85.08	15	16
16	MANAND Timothee	BEL	82.36	16	15

MOERTH Christiane ISU
Referee

PIZZOCARI Paolo, ISU
Technical Controller

LEGEND

FS Free Skating

SP Short Program



RESULTS

Rank	Name	NOC Code	Total Score	SP	FS
1	YU Xiaoyu / JIN Yang	CHN	153.82	1	1
2	FEDOROVA Lina / MIROSHKIN Maxim	RUS	134.19	2	2
3	DOLIDZE Anastasia / IVANOV Vadim	RUS	112.72	3	3
4	BELT Caitlin / JOHNSON Michael	USA	109.61	4	4
5	USMANTSEVA Ielizaveta / LYSOY Vladislav	UKR	95.35	5	5

LAKERNIK Alexander ISU

Referee

PIZZOCARI Paolo, ISU

Technical Controller

LEGEND

FS Free Skating

SP Short Program



TEAM ENTRY LIST

REVISION

As of FRI 20 JAN 2012

Sequence	Team	Name	NOC Code	Discipline
1	Team 1	STUERZINGER Tina	SUI	Ladies
		EFREMENKOV Feodosi	RUS	Men
		PATERSON Millie / CARSTAIRS Edward	GBR	Ice Dance
2	Team 2	VILJANEN Eveliina	FIN	Ladies
		PANIOT Yaroslav	UKR	Men
		SIMONOVA Maria / DRAGUN Dmitri	RUS	Ice Dance
3	Team 3	VENTARD Anais	FRA	Ladies
		PALERMO Carlo Vittorio	ITA	Men
		CEJKOVA Jana / SINICYN Alexandr	CZE	Ice Dance
4	Team 4	BAUTH Jordan	USA	Ladies
		UNO Shoma	JPN	Men
		TKACHENKA Eugenia / GULITSKI Yuri	BLR	Ice Dance
5	Team 5	SALDEEN OLOFSSON Myrtel	SWE	Ladies
		OLENIUS Tino	FIN	Men
		YANOVSKAYA Anna / MOZGOV Sergey	RUS	Ice Dance
6	Team 6	PARK So Youn	KOR	Ladies
		LYAN Alexander	KAZ	Men
		ELIZABETH Estelle / LE GAC Romain	FRA	Ice Dance
7	Team 7	CRISTINI Micol	ITA	Ladies
		LEE June Hyoung	KOR	Men
		LOHMUS Victoria-Laura / DAVODOV Andrei	EST	Ice Dance
8	Team 8	KRIISA Sindra	EST	Ladies
		NOVAIKIN Timofei	FRA	Men
		NAZAROVA Aleksandra / NIKITIN Maxim	UKR	Ice Dance

NOTES

All changes are available in the Games Information System

SWERTS Lieselotte (BEL) in Ladies and PARSONS Rachel / PARSONS Michael (USA) in Ice Dance had been drawn for the Team Event but will be substituted by KRIISA Sindra (EST) in Ladies and NAZAROVA Alexandra / NIKITIN Maxim (UKR) in Ice Dance because of unavailability



INNSBRUCK
2012
YOUTH OLYMPIC GAMES



ICE HOCKEY

This page intentionally left blank



RESULTS

SAT 21 JAN 2012

Rank	Team	Ladies	Men	Ice Dance	Total Points
1	Team 4	7	7	2	16
2	Team 2	6	4	6	16
3	Team 6	8	1	5	14
4	Team 8	1	5	7	13
5	Team 1	4	8	1	13
6	Team 5	2	3	8	13
7	Team 7	3	6	3	12
8	Team 3	5	2	4	11

KRICK Peter
Event Delegate



TOURNAMENT PROGRESS

As of SUN 22 JAN 2012

Game	Round	Date	Time	Teams	Results	1	2	3	OT	GWS
1	Preliminary	FRI 13 JAN	08:00	AUT - SVK	9-0	2-0	5-0	2-0		
2	Preliminary	FRI 13 JAN	12:30	GER - SWE	0-11	0-3	0-4	0-4		
3	Preliminary	SAT 14 JAN	10:15	KAZ - AUT	1-8	0-3	1-4	0-1		
4	Preliminary	SUN 15 JAN	11:15	SVK - GER	0-8	0-4	0-1	0-3		
5	Preliminary	SUN 15 JAN	15:45	SWE - KAZ	17-0	2-0	10-0	5-0		
6	Preliminary	MON 16 JAN	10:30	GER - AUT	2-5	2-2	0-1	0-2		
7	Preliminary	TUE 17 JAN	09:00	AUT - SWE	0-3	0-2	0-0	0-1		
8	Preliminary	TUE 17 JAN	13:30	SVK - KAZ	1-2	0-1	0-0	1-1		
9	Preliminary	WED 18 JAN	09:30	SWE - SVK	12-0	7-0	4-0	1-0		
10	Preliminary	WED 18 JAN	14:00	KAZ - GER	0-2	0-1	0-1	0-0		
11	Semifinal	FRI 20 JAN	12:00	SWE - KAZ	11-0	2-0	5-0	4-0		
12	Semifinal	FRI 20 JAN	16:30	AUT - GER	2-0	0-0	2-0	0-0		
13	Bronze Medal	SAT 21 JAN	12:30	GER - KAZ	7-4	2-1	3-1	2-2		
14	Gold Medal	SUN 22 JAN	10:00	SWE - AUT	3-0	1-0	1-0	1-0		

Preliminary Round Standings

Rank	Team	GP	W	OTW	OTL	L	GDF	GF:GA	PTS
1	SWE	4	4	0	0	0	+43	43:0	12
2	AUT	4	3	0	0	1	+16	22:6	9
3	GER	4	2	0	0	2	-4	12:16	6
4	KAZ	4	1	0	0	3	-25	3:28	3
5	SVK	4	0	0	0	4	-30	1:31	0

Final Ranking

Gold SWE
Silver AUT
Bronze GER
4 KAZ
5 SVK

Semifinals	Finals
<p>SWE 11 Game #11 JAN 20 12:00</p> <p>KAZ 0</p>	<p>SWE 3 Game #14 JAN 22 10:00 Gold Medal Game</p> <p>AUT 0</p>
<p>AUT 2 Game #12 JAN 20 16:30</p> <p>GER 0</p>	<p>GER 7 Game #13 JAN 21 12:30 Bronze Medal Game</p> <p>KAZ 4</p>
	<p>SWE Gold Medal</p> <p>AUT Silver Medal</p> <p>GER Bronze Medal</p>

NOTES

Rank during the preliminary round is based on points. For tie-break rules see 'Competition Format and Rules'.

LEGEND

1	1st period	2	2nd period	3	3rd period	GA	Goals against	GDF	Goal difference
GF	Goals for	GP	Games played	GWS	Game winning shots	L	Losses	OT	Overtime
OTL	Overtime loss	OTW	Overtime win	PTS	Points	W	Wins		



TOURNAMENT PROGRESS

As of SUN 22 JAN 2012

Game	Round	Date	Time	Teams	Results	1	2	3	OT	GWS
1	Preliminary	FRI 13 JAN	10:15	AUT - FIN	0-3	0-0	0-0	0-3		
2	Preliminary	FRI 13 JAN	14:45	RUS - CAN	4-3	2-1	2-1	0-1		
3	Preliminary	SAT 14 JAN	12:30	USA - AUT	7-2	4-0	1-1	2-1		
4	Preliminary	SUN 15 JAN	13:30	FIN - RUS	4-3	0-2	3-0	1-1		
5	Preliminary	SUN 15 JAN	18:00	CAN - USA	5-1	1-0	2-1	2-0		
6	Preliminary	MON 16 JAN	12:45	RUS - AUT	11-1	0-1	4-0	7-0		
7	Preliminary	TUE 17 JAN	11:15	AUT - CAN	0-9	0-4	0-2	0-3		
8	Preliminary	TUE 17 JAN	15:45	FIN - USA	4-5	1-0	2-3	1-2		
9	Preliminary	WED 18 JAN	11:45	CAN - FIN	3-2	0-0	2-1	0-1	0-0	1-0
10	Preliminary	WED 18 JAN	16:15	USA - RUS	1-7	0-2	0-3	1-2		
11	Semifinal	FRI 20 JAN	14:15	RUS - USA	5-2	1-0	1-0	3-2		
12	Semifinal	FRI 20 JAN	18:45	CAN - FIN	1-2	1-1	0-0	0-1		
13	Bronze Medal	SAT 21 JAN	14:45	CAN - USA	7-5	3-1	4-1	0-3		
14	Gold Medal	SUN 22 JAN	13:15	RUS - FIN	1-2	1-0	0-0	0-1	0-0	0-1

Preliminary Round Standings

Rank	Team	GP	W	OTW	OTL	L	GDF	GF:GA	PTS
1	RUS	4	3	0	0	1	+16	25 : 9	9
2	CAN	4	2	1	0	1	+13	20 : 7	8
3	FIN	4	2	0	1	1	+2	13 : 11	7
4	USA	4	2	0	0	2	-4	14 : 18	6
5	AUT	4	0	0	0	4	-27	3 : 30	0

Final Ranking

Gold FIN
Silver RUS
Bronze CAN
4 USA
5 AUT

Semifinals		Finals	
RUS 5	Game #11 JAN 20 14:15	USA 2	
CAN 1	Game #12 JAN 20 18:45	FIN 2	
RUS 1	Game #14 JAN 22 13:15	FIN 2	Gold Medal
CAN 7	Game #13 JAN 21 14:45	USA 5	Bronze Medal

NOTES

Rank during the preliminary round is based on points. For tie-break rules see 'Competition Format and Rules'.

LEGEND

1	1st period	2	2nd period	3	3rd period	GA	Goals against	GDF	Goal difference
GF	Goals for	GP	Games played	GWS	Game winning shots	L	Losses	OT	Overtime
OTL	Overtime loss	OTW	Overtime win	PTS	Points	W	Wins		



RESULTS

As of THU 19 JAN 2012

Rk	No	Name	NOC Code	OS	Skill Points (Ranking)						Total Points
					S1	S2	S3	S4	S5	S6	
1	17	ZWARTHOD Julie	NED	8	3 (3)	4 (2)	3 (4)	5 (1)	2 (7)	5 (1)	22
2	2	GASPARICS Fanni	HUN	3	2 (5)	5 (1)	5 (1)	2 (5)	3 (3)	2 (5)	19
3	24	CROMPTON Sharnita	AUS	7	2 (8)	2 (7)	3 (3)	3 (4)	5 (1)	2 (7)	17
4	10	TARTAGLIONE Agnese	ITA	2	3 (4)	2 (8)	4 (2)	4 (2)	2 (8)	2 (6)	17
5	12	GALE Katherine	GBR	1	4 (2)	3 (4)	2 (8)	3 (3)	2 (5)	3 (3)	17
6	9	RIHET Morgane	FRA	10	5 (1)	2 (6)	2 (5)	2 (8)	2 (6)	3 (4)	16
7	16	DEGUCHI Akane	JPN	5	2 (6)	3 (3)	2 (6)	2 (6)	3 (4)	4 (2)	16
8	13	HAY Libby-Jean	NZL	4	2 (7)	2 (5)	2 (7)	2 (7)	4 (2)	0 (8)	12

NOTES

The players are ranked by total points. If still tied, by number of better skill rankings (number of ranks 1; if the same, number of ranks 2; if the same, number of ranks 3, etc.). If still tied, by overall seeding for the phase.

LEGEND

No Jersey number	OS Overall seeding for the phase	Rk Final ranking	S1 Skill 1 - Fastest lap
S2 Skill 2 - Shooting accuracy	S3 Skill 3 - Skating agility	S4 Skill 4 - Fastest shot	S5 Skill 5 - Passing precision
S6 Skill 6 - Puck control	(n) Skill ranking n		



RESULTS

As of THU 19 JAN 2012

Rk	No	Name	NOC Code	OS	Skill Points (Ranking)						Total Points
					S1	S2	S3	S4	S5	S6	
1	11	VASILONOKS Augusts Valdis	LAT	1	4 (2)	3 (3)	4 (2)	5 (1)	2 (7)	4 (2)	22
2	21	KOVACS Attila	HUN	12	3 (3)	3 (4)	3 (4)	3 (4)	4 (2)	5 (1)	21
3	9	FURUKAWA Seiya	JPN	3	5 (1)	4 (2)	2 (8)	2 (6)	3 (4)	3 (3)	19
4	10	BURNS Callum	NZL	2	2 (7)	5 (1)	3 (3)	3 (3)	3 (3)	3 (4)	19
5	2	CUVAN Primož	SLO	14	2 (6)	2 (7)	5 (1)	2 (7)	5 (1)	2 (6)	18
6	55	MILICIC Matija	CRO	13	2 (8)	2 (5)	2 (7)	4 (2)	2 (8)	2 (5)	14
7	23	LIU Qing	CHN	11	3 (4)	2 (8)	2 (6)	2 (8)	2 (6)	2 (8)	13
8	19	SIMONS Guus	NED	8	2 (5)	2 (6)	2 (5)	2 (5)	2 (5)	2 (7)	12

NOTES

The players are ranked by total points. If still tied, by number of better skill rankings (number of ranks 1; if the same, number of ranks 2; if the same, number of ranks 3, etc.). If still tied, by overall seeding for the phase.

LEGEND

No Jersey number	OS Overall seeding for the phase	Rk Final ranking	S1 Skill 1 - Fastest lap
S2 Skill 2 - Shooting accuracy	S3 Skill 3 - Skating agility	S4 Skill 4 - Fastest shot	S5 Skill 5 - Passing precision
S6 Skill 6 - Puck control	(n) Skill ranking n		

This page intentionally left blank



INNSBRUCK
2012
YOUTH OLYMPIC GAMES



YOG
DNA

LUGE

This page intentionally left blank



FINAL RESULTS

MON 16 JAN 2012 START TIME 15:35

Rk	Bib No	NOC Code	Name	Start Time	Rk	Int 1	Rk	Int 2	Rk	Int 3	Rk	Speed (km/h) (mph)	Finish Time	Rk	Time Behind	
1	9	AUT	KASTLUNGER Miriam-Stefanie	2.078	=4	18.544	3	26.058	2	30.574	2	111.0	68.9	40.107	2	+0.051
				2.079	6	18.537	1	26.039	1	30.547	1	111.0	69.0	40.090	1	0.000
				Total: 1:20.197 0.000												
2	3	GER	LANGER Saskia	2.060	3	18.495	1	26.004	1	30.505	1	111.4	69.2	40.056	1	0.000
				2.055	1	18.561	3	26.164	3	30.720	4	110.4	68.6	40.358	5	+0.268
				Total: 1:20.414 +0.217												
3	11	LAT	ZIRNE Ulla	2.112	17	18.625	6	26.150	5	30.660	4	111.2	69.0	40.184	3	+0.128
				2.110	=16	18.615	4	26.173	4	30.706	3	110.6	68.7	40.295	2	+0.205
				Total: 1:20.479 +0.282												
4	12	AUT	PROCK Nina	2.118	18	18.644	9	26.191	6	30.712	6	111.3	69.1	40.247	4	+0.191
				2.099	=12	18.675	8	26.234	6	30.770	5	110.8	68.8	40.352	4	+0.262
				Total: 1:20.599 +0.402												
5	5	USA	BRITCHER Summer	2.052	1	18.535	2	26.093	3	30.657	3	109.6	68.1	40.321	5	+0.265
				2.058	2	18.540	2	26.115	2	30.680	2	109.7	68.1	40.309	3	+0.219
				Total: 1:20.630 +0.433												
6	2	ITA	VOETTER Andrea	2.080	6	18.638	8	26.222	8	30.772	7	109.3	67.9	40.352	6	+0.296
				2.090	7	18.679	9	26.269	9	30.808	7	110.3	68.5	40.393	6	+0.303
				Total: 1:20.745 +0.548												
7	6	RUS	KATNIKOVA Ekaterina	2.096	10	18.620	5	26.218	7	30.787	8	109.9	68.3	40.441	7	+0.385
				2.099	=12	18.639	6	26.252	8	30.825	9	109.7	68.2	40.502	8	+0.412
				Total: 1:20.943 +0.746												
8	23	NOR	MOSTUE Gry Martine	2.129	21	18.747	11	26.385	11	30.974	9	109.2	67.8	40.757	8	+0.701
				2.112	=18	18.736	11	26.380	11	30.969	11	109.1	67.8	40.760	10	+0.670
				Total: 1:21.517 +1.320												
9	10	UKR	STETSKIV Olena	2.091	8	18.848	17	26.511	16	31.110	15	109.3	67.9	40.837	11	+0.781
				2.098	11	18.772	12	26.423	12	31.031	12	108.8	67.6	40.800	11	+0.710
				Total: 1:21.637 +1.440												
10	1	CZE	KOTENOVA Vendula	2.139	22	18.837	15	26.486	15	31.075	14	109.5	68.0	40.809	10	+0.753
				2.109	15	18.801	16	26.465	14	31.066	13	109.1	67.8	40.857	12	+0.767
				Total: 1:21.666 +1.469												
11	4	CAN	DISTURNAL Tara	2.120	19	18.819	14	26.461	14	31.045	13	109.2	67.8	40.793	9	+0.737
				2.112	=18	18.832	17	26.520	16	31.131	16	109.0	67.7	40.903	13	+0.813
				Total: 1:21.696 +1.499												
12	18	POL	BIESIADZKA Natalia Magdalena	2.082	7	18.878	18	26.591	17	31.220	16	108.3	67.2	41.044	13	+0.988
				2.097	10	18.796	15	26.495	15	31.113	15	108.4	67.3	40.921	15	+0.831
				Total: 1:21.965 +1.768												
13	20	UKR	KURECHKO Galyna	2.102	13	18.811	13	26.455	13	31.044	=11	109.3	67.9	41.107	15	+1.051
				2.110	=16	18.795	14	26.460	13	31.068	14	108.5	67.4	40.916	14	+0.826
				Total: 1:22.023 +1.826												



FINAL RESULTS

MON 16 JAN 2012 START TIME 15:35

Rk	Bib No	NOC Code	Name	Start Time	Rk	Int 1 Rk	Int 2 Rk	Int 3 Rk	Speed (km/h) (mph)	Finish Time	Rk	Time Behind				
14	13	USA	GERMAINE Raychel	2.098	12	18.714	10	26.380	10	30.985	10	108.2	67.2	40.856	12	+0.800
				2.095	8	18.701	10	26.360	10	30.965	10	108.6	67.5	41.324	18	+1.234
				Total: 1:22.180 +1.983												
15	14	ROU	SOVAIALA Anamaria Loredana	2.093	9	18.904	20	26.649	21	31.297	19	107.1	66.5	41.233	17	+1.177
				2.100	14	18.793	13	26.521	17	31.161	17	107.6	66.9	41.134	16	+1.044
				Total: 1:22.367 +2.170												
16	22	ROU	POSTOACA Elena Denisa	2.106	14	18.893	19	26.630	19	31.267	17	107.9	67.1	41.125	16	+1.069
				2.077	4	18.862	20	26.659	20	31.347	20	107.0	66.5	41.325	19	+1.235
				Total: 1:22.450 +2.253												
17	15	SVK	ZIFCAKOVA Tatiana	2.108	=15	18.940	21	26.641	20	31.268	18	108.9	67.7	41.080	14	+1.024
				2.117	=20	18.967	21	26.960	21	31.717	22	106.5	66.2	41.727	21	+1.637
				Total: 1:22.807 +2.610												
18	17	NOR	MELAS Karoline Frimo	2.108	=15	19.082	22	26.913	22	31.610	22	106.7	66.3	41.604	19	+1.548
				2.117	=20	18.849	18	26.594	18	31.257	18	107.1	66.5	41.240	17	+1.150
				Total: 1:22.844 +2.647												
19	24	SVK	DRAJNOVA Nikola	2.097	11	18.841	16	26.602	18	31.374	20	103.8	64.5	41.574	18	+1.518
				2.096	9	18.850	19	26.631	19	31.321	19	106.9	66.4	41.326	20	+1.236
				Total: 1:22.900 +2.703												
20	7	RUS	DEMCHENKO Victoria	2.053	2	18.578	4	26.149	4	30.693	5	110.0	68.3	43.006	22	+2.950
				2.066	3	18.631	5	26.226	5	30.790	6	109.5	68.0	40.478	7	+0.388
				Total: 1:23.484 +3.287												
21	19	CRO	PETKO PETRA	2.148	23	19.084	23	27.146	23	31.959	23	105.3	65.4	42.094	20	+2.038
				2.156	22	19.116	22	26.968	22	31.706	21	106.3	66.0	41.780	22	+1.690
				Total: 1:23.874 +3.677												
22	21	CRO	BAGO EMA	2.180	24	19.297	24	27.278	24	32.094	24	104.5	64.9	42.351	21	+2.295
				2.179	23	19.276	23	27.252	23	32.081	23	104.1	64.7	42.379	23	+2.289
				Total: 1:24.730 +4.533												
23	8	ITA	MESSNER Maria	2.078	=4	18.630	7	26.236	9	31.533	21	88.2	54.8	44.728	23	+4.672
				2.078	5	18.642	7	26.246	7	30.815	8	109.7	68.2	40.550	9	+0.460
				Total: 1:25.278 +5.081												
16	KAZ		KUDRYAVTSEVA Darya	2.127	20	18.776	12	26.443	12	31.044	=11	108.8	67.6			DNF
				Total: DNF												



FINAL RESULTS

MON 16 JAN 2012 START TIME 15:35

Rk	Bib No	NOC Code	Name	Start Time	Rk	Int 1 Rk	Int 2 Rk	Int 3 Rk	Speed (km/h) (mph)	Finish Time	Rk	Time Behind
----	--------	----------	------	------------	----	----------	----------	----------	--------------------	-------------	----	-------------

Race Director

Jury President

NOTES

The above results do not reflect possible disqualifications due to material check or doping.

LEGEND

= Equal sign indicates that two or more competitors share the same rank

DNF Did not finish Int Intermediate time No Number Rk Rank



FINAL RESULTS

SUN 15 JAN 2012 START TIME 15:00

Rk	Bib No	NOC Code	Name	Start Time	Rk	Int 1 Rk	Int 2 Rk	Int 3 Rk	Speed (km/h) (mph)	Finish Time	Rk	Time Behind		
1	10	GER	PAFFE Christian	2.005	2	18.275	1	25.740	1	111.8	69.4	39.737	1	0.000
				2.009	3	18.328	1	25.826	1	30.327	1	111.3	69.1	39.866
										Total:		1:19.603	0.000	
2	7	LAT	ROZITIS Riks Kristens	2.046	16	18.416	6	25.884	3	111.9	69.5	39.838	2	+0.101
				2.044	15	18.446	13	25.930	7	30.410	3	111.9	69.5	39.968
										Total:		1:19.806	+0.203	
3	6	GER	GRAEFE Toni	2.020	8	18.391	3	25.889	4	111.1	69.0	39.982	4	+0.245
				2.010	4	18.370	5	25.867	2	30.377	2	111.2	69.1	39.938
										Total:		1:19.920	+0.317	
4	5	UKR	DUKACH Anton	2.002	1	18.312	2	25.816	2	111.0	69.0	39.890	3	+0.153
				2.005	2	18.352	2	25.893	3	30.422	5	110.5	68.7	40.052
										Total:		1:19.942	+0.339	
5	11	CAN	MALYK Mitchel	2.031	12	18.448	12	25.991	11	111.0	69.0	40.096	6	+0.359
				2.027	=13	18.387	7	25.895	4	30.416	4	111.3	69.1	39.947
										Total:		1:20.043	+0.440	
6	23	LAT	LOZBERS Rihards	2.037	13	18.457	13	26.002	12	110.7	68.8	40.110	7	+0.373
				2.048	=16	18.445	12	25.947	9	30.458	8	111.1	69.0	40.003
										Total:		1:20.113	+0.510	
7	8	CAN	FENNELL John	2.017	=6	18.403	=4	25.968	=5	110.2	68.5	40.162	10	+0.425
				1.995	1	18.359	3	25.910	5	30.436	6	110.7	68.8	40.029
										Total:		1:20.191	+0.588	
8	21	SUI	MAAG Christian	2.028	11	18.423	8	25.981	9	110.5	68.7	40.130	9	+0.393
				2.022	7	18.365	4	25.911	6	30.448	7	110.6	68.7	40.074
										Total:		1:20.204	+0.601	
9	4	AUT	FRAUSCHER Armin	2.041	15	18.444	10	25.987	10	110.6	68.7	40.093	5	+0.356
				2.026	12	18.473	14	26.035	14	30.578	14	110.4	68.6	40.199
										Total:		1:20.292	+0.689	
10	13	ITA	KAINZWALDNER Simon	2.013	=4	18.469	14	26.049	15	110.3	68.5	40.222	14	+0.485
				2.020	6	18.441	11	25.997	12	30.530	11	110.8	68.8	40.104
										Total:		1:20.326	+0.723	
11	12	RUS	STEPICHEV Alexander	2.026	10	18.426	9	25.980	8	110.6	68.7	40.111	8	+0.374
				2.024	9	18.434	10	26.006	13	30.563	13	109.9	68.3	40.217
										Total:		1:20.328	+0.725	
12	1	USA	WEST Tucker	2.010	3	18.403	=4	25.968	=5	109.8	68.2	40.218	=12	+0.481
				2.027	=13	18.371	6	25.936	8	30.476	9	110.3	68.5	40.117
										Total:		1:20.335	+0.732	
13	2	RUS	ARAVIN Maksim	2.024	9	18.445	11	26.004	13	110.2	68.4	40.203	11	+0.466
				2.025	=10	18.422	8	25.971	10	30.514	10	110.3	68.5	40.148
										Total:		1:20.351	+0.748	



FINAL RESULTS

SUN 15 JAN 2012 START TIME 15:00

Rk	Bib No	NOC Code	Name	Start Time	Rk	Int 1	Rk	Int 2	Rk	Int 3	Rk	Speed (km/h) (mph)	Finish Time	Rk	Time Behind	
14	14	KAZ	KORZHNEV Sergey	2.063	19	18.505	17	26.056	16	30.590	15	110.3	68.5	40.236	15	+0.499
				2.068	20	18.533	15	26.087	15	30.625	15	110.5	68.7	40.326	15	+0.460
				Total: 1:20.562 +0.959												
15	17	USA	ANDERSEN Ty	2.017	=6	18.484	=15	26.076	17	30.645	17	109.6	68.1	40.374	17	+0.637
				2.018	5	18.424	9	25.989	11	30.535	12	109.9	68.3	40.210	13	+0.344
				Total: 1:20.584 +0.981												
16	16	UKR	SKYBA Yuriy	2.058	17	18.484	=15	26.038	14	30.587	14	110.2	68.5	40.237	16	+0.500
				2.025	=10	18.560	16	26.134	16	30.698	16	110.2	68.4	40.349	16	+0.483
				Total: 1:20.586 +0.983												
17	9	AUT	GLEIRSCHER David	2.013	=4	18.419	7	25.970	7	30.519	9	111.2	69.1	40.218	=12	+0.481
				2.023	8	18.748	22	26.375	20	30.948	19	110.8	68.8	40.602	19	+0.736
				Total: 1:20.820 +1.217												
18	3	SVK	PETRULAK Jozef	2.065	20	18.575	18	26.211	18	30.864	19	107.7	66.9	40.718	18	+0.981
				2.048	=16	18.596	18	26.210	18	30.786	18	109.8	68.2	40.493	17	+0.627
				Total: 1:21.211 +1.608												
19	18	AUS	FERLAZZO Alex	2.060	18	18.608	19	26.222	19	30.793	18	109.7	68.1	40.849	19	+1.112
				2.048	=16	18.589	17	26.208	17	30.779	17	109.6	68.1	40.526	18	+0.660
				Total: 1:21.375 +1.772												
20	25	TPE	LIEN Te-An	2.142	24	18.844	20	26.553	20	31.189	20	108.0	67.1	41.044	20	+1.307
				2.090	22	18.709	20	26.392	21	31.016	21	108.3	67.2	40.856	20	+0.990
				Total: 1:21.900 +2.297												
21	15	BUL	POIBRENSKI Aleksandar	2.124	22	18.888	22	26.651	22	31.329	23	107.7	66.9	41.275	22	+1.538
				2.076	21	18.737	21	26.514	22	31.196	22	107.5	66.8	41.153	22	+1.287
				Total: 1:22.428 +2.825												
22	19	POL	FIRLEJ Jakub Grzegorz	2.104	21	18.899	23	26.661	23	31.317	21	107.6	66.9	41.243	21	+1.506
				2.104	23	18.934	=23	26.705	24	31.365	24	107.1	66.5	41.325	24	+1.459
				Total: 1:22.568 +2.965												
23	20	ROU	POPA Daniel Vladut	2.039	14	19.151	25	27.022	24	31.732	24	106.9	66.4	41.714	24	+1.977
				2.052	19	18.656	19	26.361	19	31.010	20	108.0	67.1	40.894	21	+1.028
				Total: 1:22.608 +3.005												
24	24	BIH	CATAL Kerim	2.176	25	18.870	21	26.615	21	31.320	22	106.6	66.2	41.354	23	+1.617
				2.153	24	18.982	25	26.704	23	31.350	23	107.2	66.6	41.279	23	+1.413
				Total: 1:22.633 +3.030												
25	22	NZL	HILL Matheson	2.136	23	18.993	24	27.370	25	32.341	25	102.1	63.4	42.677	25	+2.940
				2.154	25	18.934	=23	26.709	25	31.385	25	106.9	66.4	41.357	25	+1.491
				Total: 1:24.034 +4.431												



FINAL RESULTS

SUN 15 JAN 2012 START TIME 15:00

Rk	Bib No	NOC Code	Name	Start Time	Rk	Int 1 Rk	Int 2 Rk	Int 3 Rk	Speed (km/h) (mph)	Finish Time	Rk	Time Behind
----	--------	----------	------	------------	----	----------	----------	----------	--------------------	-------------	----	-------------

Race Director

Jury President

NOTES

The above results do not reflect possible disqualifications due to material check or doping.

LEGEND

= Equal sign indicates that two or more competitors share the same rank

Int Intermediate time No Number Rk Rank



FINAL RESULTS

MON 16 JAN 2012 START TIME 16:30

Rk	Bib No	NOC Code	Name	Start Time	Rk	Int 1	Rk	Int 2	Rk	Int 3	Rk	Speed (km/h) (mph)	Finish Time	Rk	Time Behind	
1	6	ITA	GRUBER Florian	8.771	1	19.966	1	27.999	1	32.727	1	106.8	66.3	42.590	1	0.000
			KAINZWALDNER Simon	8.759	1	19.961	1	28.004	1	32.738	1	106.7	66.3	42.604	1	0.000
				Total: 1:25.194 0.000												
2	8	GER	BRENDL Tim	8.773	2	20.026	2	28.076	2	32.831	2	108.5	67.4	42.700	2	+0.110
			FUNK Florian	8.785	3	20.013	2	28.046	2	32.792	2	108.6	67.4	42.658	2	+0.054
				Total: 1:25.358 +0.164												
3	5	USA	ANDERSEN Ty	8.856	5	20.129	4	28.198	4	32.947	3	106.5	66.2	42.817	3	+0.227
			EDMUNDS Pat	8.936	8	20.237	7	28.318	6	33.070	6	106.7	66.3	42.949	4	+0.345
				Total: 1:25.766 +0.572												
4	2	RUS	KALININ Yury	8.842	4	20.149	5	28.267	5	33.038	6	106.0	65.8	43.000	5	+0.410
			BELYAEV Sergey	8.810	5	20.122	5	28.227	5	32.990	4	106.2	66.0	42.946	3	+0.342
				Total: 1:25.946 +0.752												
5	1	SVK	CIKOVSKY Jozef	8.900	7	20.188	6	28.281	6	33.030	5	106.4	66.1	42.930	4	+0.340
			TOMASKO Patrik	8.918	7	20.226	6	28.338	7	33.100	7	106.2	66.0	43.018	7	+0.414
				Total: 1:25.948 +0.754												
6	10	AUT	STEU Thomas	8.784	3	20.084	3	28.197	3	32.984	4	105.7	65.7	43.013	6	+0.423
			KOLLER Lorenz	8.789	4	20.081	4	28.182	3	32.963	3	105.7	65.6	42.999	6	+0.395
				Total: 1:26.012 +0.818												
7	9	LAT	PUTINS Kristens	8.896	6	20.325	8	28.505	8	33.347	=7	106.9	66.4	43.415	7	+0.825
			MARCINKEVICS Imants	8.780	2	20.073	3	28.195	4	32.992	5	107.4	66.7	42.985	5	+0.381
				Total: 1:26.400 +1.206												
8	4	ROU	ATODIRESEI Cosmin Eugen	8.901	8	20.269	7	28.499	7	33.347	=7	104.3	64.8	43.513	9	+0.923
			MUSEI Stefan	8.896	6	20.261	8	28.494	8	33.353	8	104.9	65.2	43.589	9	+0.985
				Total: 1:27.102 +1.908												
9	11	POL	FIRLEJ Jakub Grzegorz	9.060	11	20.422	11	28.596	11	33.415	10	106.5	66.1	43.498	8	+0.908
			WOZNIAK Mateusz Robert	9.117	10	20.538	10	28.775	10	33.628	10	105.4	65.5	43.805	10	+1.201
				Total: 1:27.303 +2.109												
10	7	KAZ	MALTSEV Stanislav	8.981	9	20.344	9	28.562	10	33.638	11	101.2	62.9	44.007	10	+1.417
			FASKHUTDINOV Oleg	9.022	9	20.415	9	28.594	9	33.400	9	105.3	65.4	43.451	8	+0.847
				Total: 1:27.458 +2.264												
3	UKR		BURYI Volodymyr	8.994	10	20.356	10	28.548	9	33.380	9	106.4	66.1	44.028	11	+1.438
			LEHEDZA Anatolii													
				Total: DNS												



FINAL RESULTS

MON 16 JAN 2012 START TIME 16:30

Rk	Bib No	NOC Code	Name	Start Time	Rk	Int 1 Rk	Int 2 Rk	Int 3 Rk	Speed (km/h) (mph)	Finish Time	Rk	Time Behind
----	--------	----------	------	------------	----	----------	----------	----------	--------------------	-------------	----	-------------

Race Director

Jury President

NOTES

The above results do not reflect possible disqualifications due to material check or doping.

LEGEND

= Equal sign indicates that two or more competitors share the same rank

DNS Did not start Int Intermediate time No Number Rk Rank



FINAL RESULTS

TUE 17 JAN 2012 START TIME 14:00

Rk	Team	Bib No	Name	Start Time	Rk	Int 1 Rk	Int 2 Rk	Int 3 Rk	Finish Time	Rk	Total Time	Rk	Time Behind		
1	USA	8-1	BRITCHER Summer			8.932	2	20.241	2	28.342	2	44.658	1		
		8-2	WEST Tucker	2.303	1	10.977	1	22.252	1	30.371	1	46.686	1	1:31.344	1
		8-3	ANDERSEN Ty EDMUNDS Pat	2.532	3	11.400	4	22.659	4	30.739	2	46.966	1	2:18.310	0.000
2	GER	9-1	LANGER Saskia			8.926	1	20.223	1	28.325	1	44.788	4	44.788	4
		9-2	PAFFE Christian	2.420	3	11.263	4	22.505	3	30.580	3	46.766	2	1:31.554	2
		9-3	BRENDL Tim FUNK Florian	2.562	5	11.475	5	22.741	5	30.826	5	47.154	3	2:18.708	+0.398
3	AUT	7-1	KASTLUNGER Miriam-Stefanie			9.026	3	20.364	3	28.444	3	44.676	2	44.676	2
		7-2	FRAUSCHER Armin	2.515	7	11.272	5	22.560	5	30.651	5	46.902	4	1:31.578	3
		7-3	STEU Thomas KOLLER Lorenz	2.499	1	11.331	2	22.651	3	30.785	3	47.285	5	2:18.863	+0.553
4	RUS	10-1	DEMCHENKO Victoria			9.048	4	20.549	6	28.777	6	45.336	6	45.336	6
		10-2	STEPICHEV Alexander	2.458	4	11.238	3	22.521	4	30.625	4	46.911	5	1:32.247	4
		10-3	KALININ Yury BELYAEV Sergey	2.720	7	11.617	7	22.941	7	31.065	6	47.434	7	2:19.681	+1.371
5	ITA	5-1	VOETTER Andrea			9.073	6	20.472	5	28.620	5	44.932	5	44.932	5
		5-2	GATTERER Daniel	2.500	6	11.622	8	23.068	8	31.283	8	47.943	8	1:32.875	6
		5-3	GRUBER Florian KAINZWALDNER Simon	2.551	4	11.368	3	22.618	1	30.697	1	46.982	2	2:19.857	+1.547
6	LAT	11-1	ZIRNE Ulla			9.072	5	20.389	4	28.482	4	44.742	3	44.742	3
		11-2	ROZITIS Riks Kristens	2.534	8	11.878	10	23.390	10	31.589	10	48.197	10	1:32.939	7
		11-3	PUTINS Kristens MARCINKEVICS Imants	2.509	2	11.329	1	22.624	2	30.793	4	47.184	4	2:20.123	+1.813
7	UKR	6-1	STETSKIV Olena			9.197	11	20.652	8	28.895	8	45.556	8	45.556	8
		6-2	DUKACH Anton	2.379	2	11.142	2	22.425	2	30.520	2	46.852	3	1:32.408	5
		6-3	BURYYY Volodymyr LEHEDZA Anatolii	2.563	6	11.545	6	22.933	6	31.126	8	47.781	8	2:20.189	+1.879
8	KAZ	3-1	KUDRYAVTSEVA Darya			9.153	9	20.681	11	28.951	10	45.752	9	45.752	9
		3-2	KORZHNEV Sergey	2.562	9	11.564	6	22.901	6	31.026	6	47.401	6	1:33.153	8
		3-3	MALTSEV Stanislav FASKHUTDINOV Oleg	2.729	8	11.747	9	23.145	9	31.346	9	47.843	9	2:20.996	+2.686
9	SVK	4-1	DRAJNOVA Nikola			9.141	8	20.659	9	28.988	11	45.969	11	45.969	11
		4-2	PETRULAK Jozef	2.478	5	11.579	7	23.061	7	31.273	7	47.911	7	1:33.880	10
		4-3	CIKOVSKY Jozef TOMASKO Patrik	2.797	11	11.680	8	22.971	8	31.078	7	47.396	6	2:21.276	+2.966
10	POL	1-1	BIESIADZKA Natalia Magdalena			9.193	10	20.673	10	28.915	9	45.549	7	45.549	7
		1-2	KOWALEWSKI Jakub	2.596	10	11.738	9	23.252	9	31.519	9	48.192	9	1:33.741	9



FINAL RESULTS

TUE 17 JAN 2012 START TIME 14:00

Rk	Team	Bib No	Name	Start Time	Rk	Int 1	Rk	Int 2	Rk	Int 3	Rk	Finish Time	Rk	Total Time	Rk	Time Behind
		1-3	FIRLEJ Jakub Grzegorz WOZNIAK Mateusz Robert	2.760	9	11.891	11	23.269	11	31.503	11	48.172	11	2:21.913		+3.603
11	ROU	2-1	SOVAIALA Anamaria Loredana			9.110	7	20.589	7	28.881	7	45.821	10	45.821	10	
		2-2	POPA Daniel Vladut	2.667	11	12.189	11	24.065	11	32.491	11	49.340	11	1:35.161	11	
		2-3	ATODIRESEI Cosmin Eugen MUSEI Stefan	2.777	10	11.783	10	23.165	10	31.408	10	48.150	10	2:23.311		+5.001

Race Director

Jury President

NOTES

The above results do not reflect possible disqualifications due to material check or doping.

LEGEND

Int Intermediate time No Number Rk Rank



INNSBRUCK
2012
YOUTH OLYMPIC GAMES



YOG
DNA

NORDIC COMBINED

This page intentionally left blank



INTERMEDIATE RESULTS - AFTER SKI JUMPING

SUN 15 JAN 2012 Start Time 9:45 End Time 9:58

Jury / Competition Management		Judges			Hill Data / Calculation		
FIS Nordic Coordinator	OTTESEN Lasse (NOR)	A	ERIKSROD Inge (NOR)	Hill Type	Medium Hill		
FIS Technical Delegate (TD)	DUFTER Thomas (GER)	B	DENIFL Claudia (AUT)	Hill Size	75 m		
FIS Assistant TD	DUBROVSKI Dmitrij (RUS)	C	NORDMAN Petra (FIN)	K-Point	68 m		
Chief of Competition	CSAR Guenter (AUT)	D	AMSTEIN David (SUI)	Meter Value	2.4 Points/m		
FIS Equipment Controller	TOERMAENEN Jouko (FIN)	E	SATOH Mitsugu (JPN)	Seconds per Point	4		
				Points per Minute	15		

Rank	Bib	Name	NOC Code	Speed [km/h]	Distance [m]	Distance Points	Judges Marks					Judges Points	Round Total	Time Diff.
							A	B	C	D	E			
1.	17	LUBITZ Tom	GER	81.6	78.0	84.0	17.5	18.0	17.5	18.5	18.0	53.5	137.5	0:00
2.	6	YAMAMOTO Go	JPN	81.1	75.5	78.0	18.0	18.5	18.0	18.5	18.0	54.5	132.5	+0:20
3.	15	RIIBER Harald Johnas	NOR	81.2	75.0	76.8	18.0	18.5	18.0	18.5	18.0	54.5	131.3	+0:25
4.	9	HEROLA Ilkka	FIN	81.0	76.0	79.2	17.0	17.0	17.0	16.5	18.0	51.0	130.2	+0:29
5.	4	PORTYK Tomas	CZE	81.7	75.0	76.8	17.5	17.5	18.0	17.0	18.0	53.0	129.8	+0:31
6.	16	PINTARIC Luka	SLO	80.8	72.5	70.8	18.5	18.0	18.5	18.0	18.5	55.0	125.8	+0:47
7.	7	KIRCHHOFER Jan	SUI	81.0	73.5	73.2	17.5	17.5	17.5	17.5	17.5	52.5	125.7	+0:47
8.	10	ILVES Kristjan	EST	80.9	73.0	72.0	17.5	18.0	17.5	17.0	17.5	52.5	124.5	+0:52
9.	12	MAH Nathaniel	CAN	80.3	72.0	69.6	18.0	17.5	17.5	17.5	18.0	53.0	122.6	+1:00
10.	5	PYTEL Michal	POL	80.8	72.5	70.8	16.5	16.5	16.5	17.0	17.0	50.0	120.8	+1:07
11.	13	BUZZI Raffaele	ITA	81.1	71.0	67.2	16.5	18.0	17.5	17.0	17.5	52.0	119.2	+1:13
12.	14	GERSTGRASER Paul	AUT	81.2	70.0	64.8	16.5	17.5	17.0	17.5	17.5	52.0	116.8	+1:23
13.	2	KISSELL Colton	USA	80.9	67.5	58.8	16.0	15.5	15.0	15.5	15.5	46.5	105.3	+2:09
14.	3	BALLAND Tom	FRA	81.4	66.0	55.2	16.5	16.5	17.0	16.5	16.5	49.5	104.7	+2:11
15.	11	TEREKHIN Roman	RUS	80.5	58.5	37.2	16.0	16.0	16.0	16.0	16.0	48.0	85.2	+3:29
16.	8	MARCHENKO Vitaliy	UKR	81.1	58.0	36.0	14.5	14.0	15.0	15.0	14.5	44.0	80.0	+3:50
17.	1	MALADSOU Nikita	BLR	81.1	52.0	21.6	14.0	15.0	15.0	14.5	15.5	44.5	66.1	+4:46

Competition / Weather Information								
	Time	Weather	Temp. [°C]		Humid. [%]	Wind [m/s]		
			Air	Snow		Min	Max	Avg
Competition Round	09:45 - 09:58	Clear	-17.0 / -17.0	-11.5 / -11.5	70 / 70	-0.81	0.42	-0.22

Statistics											
	Gate	Falls	Distance [m]			Speed [km/h]			Jumpers / Nations		
			Min	Max	Avg	Min	Max	Avg	In Start List	Started	With Results
Competition Round	12	0	52.0	78.0	69.7	80.3	81.7	81.0	17/17	17/17	17/17

NOTES
How point scores are calculated
A competitor is awarded 60 points for jumping the K-point distance. For every metre more or less than the K point, a competitor has 2.4 points added or subtracted from his total. In addition, competitors are awarded points for style (for flight, landing and out-run) up to a maximum of 20 per judge. Five judges score each jump, with the highest and lowest scores discarded and the scores of the other three summed and added to the competitor's points for distance.
Calculation of the Time Difference in Individual Events
The amount of time that a competitor must wait before starting is calculated by converting the number of points behind into time. Each point behind is equivalent to four (4) seconds of wait time, 15 points behind means a competitor starts one (1) minute later than the competitor in front of him.

Legend					
Avg	Average	Diff.	Time Difference	Humid.	Humidity
Max	Maximum	Min	Minimum	Temp.	Temperature



RESULTS

REVISION

SUN 15 JAN 2012 START TIME 11:00 END TIME 11:32

Jury / Competition Management			Course Information		
Event Delegate (ED)	OTTESEN Lasse (NOR)		Name:	YOG-B 2.5	
FIS Technical Delegate (TD)	DUFTER Thomas (GER)		Height Difference (HD):	26m	
Chief of Competition	CSAR Guenther (AUT)		Maximum Climb (MC):	14m	
FIS Assistant TD	DUBROVSKIY Dmitry (RUS)		Total Climb (TC):	132m	
Chief of Course	MAUSER Martin (AUT)		Length of Lap:	2500m	
FIS Equipment Controller	TOERMAENEN JOUKO (FIN)		Number of Laps:	4	

Rank	Bib	Name	NOC Code	Points	Jump Rank	Time Diff	Cross Country Time	Rank	Time Behind
1	5	PORTYK Tomas	CZE	129.8	5	0:31	26:00.4	2	26:31.4
2	4	HEROLA Ilkka	FIN	130.2	4	0:29	26:05.2	3	+2.8
3	2	YAMAMOTO Go	JPN	132.5	2	0:20	26:19.9	4	+8.5
4	1	LUBITZ Tom	GER	137.5	1	0:00	26:57.6	7	+26.2
5	11	BUZZI Raffaele	ITA	119.2	11	1:13	25:50.4	1	+32.0
6	3	RIIBER Harald Johnas	NOR	131.3	3	0:25	27:05.0	8	+58.6
7	8	ILVES Kristjan	EST	124.5	8	0:52	26:50.9	6	+1:11.5
8	12	GERSTGRASER Paul	AUT	116.8	12	1:23	26:25.7	5	+1:17.3
9	7	KIRCHHOFER Jan	SUI	125.7	7	0:47	27:52.8	9	+2:08.4
10	6	PINTARIC Luka	SLO	125.8	6	0:47	28:43.8	11	+2:59.4
11	9	MAH Nathaniel	CAN	122.6	9	1:00	28:35.0	10	+3:03.6
12	14	BALLAND Tom	FRA	104.7	14	2:11	28:52.7	12	** +4:32.3
13	13	KISSELL Colton	USA	105.3	13	2:09	29:11.6	15	** +4:49.2
14	15	TEREKHIN Roman	RUS	85.2	15	3:29	28:56.5	13	** +5:54.1
15	17	MALADSOU Nikita	BLR	66.1	17	4:46	29:06.7	14	** +7:21.3
16	16	MARCHENKO Vitaliy	UKR	80.0	16	3:50	30:28.1	16	** +7:46.7

Did not finish									
10	PYTEL Michal	POL	120.8	10	1:07				

Weather	Snow Condition	Temperatures		Participants					
		Air	Snow	Entries	Ranked	DNS	DNF	DSQ	LAP
Sunny	Hard	-12,0°C	-6,0°C	17/17	16/16	0/0	1/1	0/0	0/0

FIS Technical Delegate (TD):	Chief of Competition:
DUFTER Thomas (GER)	CSAR Guenther (AUT)

NOTES
Calculation of the time difference in individual events
 The amount of time that a competitor must wait before starting is calculated by converting the number of points behind into time. Each point behind is equivalent to four (4) seconds of wait time. 15 points behind means a competitor starts one (1) minute later than the competitor in front of him.
Wave
 To prevent significant start time differences, the Jury can decide upon the use of the "wave start". The competitors start in groups at ten (10) second intervals. At the end of the event their time differences calculated from the Ski Jumping competition are added to their finish times from the Cross-Country race.

LEGEND									
**	Wave	DNF	Did not finish	DNS	Did not start	DSQ	Disqualified	LAP	Lapped

Changed signature name



INNSBRUCK
2012
YOUTH OLYMPIC GAMES



YOG
DNA

SKI JUMPING

This page intentionally left blank



OFFICIAL RESULTS

SAT 14 JAN 2012 Start Time 10:59 END TIME 12:09

Jury / Competition Management		Judges			Hill Data	
FIS Nordic Coordinator	OTTESEN Lasse (NOR)	A	NORDMAN Petra (FIN)		Hill Type:	Medium Hill
FIS Technical Delegate (TD)	HASSLBERGER Thomas (GER)	B	SATOH Mitsugu (JPN)		Hill Size (HS):	75 m
FIS Assistant TD	NADARKIEWICZ Renata (POL)	C	ERIKSROED Inge (NOR)		K-Point:	68 m
Chief of Competition	GANZENHUBER Paul (AUT)	D	AMSTEIN David (SUI)		Metre Value:	2.4 Points/m
FIS Equipment Controller	TOERMAENEN Jouko (FIN)	E	DENIFL Claudia (AUT)			

Rank	Bib	Name	NOC Code	Speed [km/h]	Distance [m]	Distance Points	Judges Marks					Judges Points	Round Total	Round Rank	Total
							A	B	C	D	E				
1.	11	TAKANASHI Sara	JPN	78.8 79.6	76.5 76.5	80.4 80.4	18.0 18.5	18.0 18.0	18.5 18.0	17.5 18.0	18.0 18.5	54.0 54.5	134.4 134.9	1. 1.	269.3
2.	12	ALTHAUS Katharina	GER	79.5 79.8	71.0 72.5	67.2 70.8	17.0 17.5	17.5 17.5	17.5 17.5	17.5 17.5	17.0 17.5	52.0 52.5	119.2 123.3	3. 2.	242.5
3.	13	BOGATAJ Ursa	SLO	79.6 79.9	71.5 71.5	68.4 68.4	17.5 17.0	17.5 16.5	17.0 16.5	17.5 17.0	16.5 17.0	52.0 50.5	120.4 118.9	2. 3.	239.3
4.	10	LEMARE Lea	FRA	79.4 79.4	67.0 70.5	57.6 66.0	17.5 17.5	17.0 17.0	17.0 17.0	17.0 17.5	16.5 17.5	51.0 51.5	108.6 117.5	4. 4.	226.1
5.	1	HENRICH Taylor	CAN	79.2 79.4	64.0 66.0	50.4 55.2	16.5 17.0	16.5 16.5	16.0 15.5	16.0 17.0	17.0 16.5	49.0 50.0	99.4 105.2	5. 5.	204.6
6.	7	DEJMKOVA Natalie	CZE	79.4 79.6	64.5 63.5	51.6 49.2	16.0 16.0	16.0 16.0	15.5 16.0	15.5 16.5	16.5 16.0	47.5 48.0	99.1 97.2	6. 8.	196.3
7.	3	RAUTIONAHO Jenny	FIN	79.2 79.2	62.5 63.5	46.8 49.2	16.5 16.5	16.5 16.5	16.5 16.5	16.5 16.5	16.5 16.5	49.5 49.5	96.3 98.7	8. 7.	195.0
8.	6	ROESTAD Karoline	NOR	79.0 78.8	63.5 62.0	49.2 45.6	15.5 15.5	16.0 16.0	16.0 15.0	16.0 16.0	15.0 16.0	47.5 47.5	96.7 93.1	7. 9.	189.8
9.	2	ANDERSON Emilee	USA	79.5 79.8	59.5 65.5	39.6 54.0	16.0 15.5	15.0 16.0	14.5 15.0	15.0 15.5	15.5 16.0	45.5 47.0	85.1 101.0	9. 6.	186.1
10.	8	VESHCHIKOVA Anastasia	RUS	78.6 79.5	58.0 59.0	36.0 38.4	16.0 16.0	15.5 16.0	15.5 15.5	16.0 16.0	16.0 16.0	47.5 48.0	83.5 86.4	10. 10.	169.9
11.	4	LI Xueyao	CHN	78.8 79.3	59.5 58.0	39.6 36.0	14.0 14.5	14.5 14.5	14.0 14.0	14.5 15.0	13.5 14.5	42.5 43.5	82.1 79.5	11. 11.	161.6
12.	9	GIANMOENA Veronica	ITA	79.2 79.8	51.0 55.5	19.2 30.0	15.5 15.5	15.5 15.5	15.0 15.0	16.0 15.5	16.0 15.5	47.0 46.0	66.2 76.0	12. 12.	142.2
13.	14	KRANZL Michaela	AUT	78.8 79.3	50.0 50.5	16.8 18.0	16.0 15.5	15.5 15.5	15.5 15.5	16.0 15.5	15.5 15.5	47.0 46.5	63.8 64.5	13. 13.	128.3
14.	5	PALASZ Magdalena	POL	78.8 78.8	40.5 43.5	-6.0 1.2	13.0 14.5	13.5 14.5	13.5 13.0	13.5 15.0	13.5 13.0	40.5 42.0	34.5 43.2	14. 14.	77.7



OFFICIAL RESULTS

SAT 14 JAN 2012 Start Time 10:59 END TIME 12:09

Weather Information			Temp [°C]		Humid	Wind [m/s]		
	Time	Weather	Air	Snow	[%]	Min	Max	Avg
1st Round	10:59 - 11:09	Cloudy	-7.0 / -7.0	-5.9 / -5.9	70 / 70	-1.35	0.00	-0.67
Final Round	12:00 - 12:09	Cloudy	-7.0 / -7.0	-5.5 / -5.5	70 / 70	-0.39	1.02	-0.01

Statistics											
	Gate	Falls	Distance [m]			Speed [km/h]			Competitors / NOCs		
			Min	Max	Avg	Min	Max	Avg	In starting list	Started	With results
1st Round	11	0	40.5	76.5	61.3	78.6	79.6	79.1	14/14	14/14	14/14
Final Round	11	0	43.5	76.5	62.7	78.8	79.9	79.4	14/14	14/14	14/14

NOTES

How point scores are calculated

A competitor is awarded 60 points for jumping the K-point distance. For every meter more or less than the K-point, a competitor has 2.4 points added or subtracted from his total. In addition, competitors are awarded points for style (for flight, landing and out-run) up to a maximum of 20 per judge. Five judges score each jump, with the highest and lowest scores discarded and the scores of the other three summed and added to the competitor's points for distance.

LEGEND

Avg Average
Max Maximum
Temp Temperature

Humid Humidity
Min Minimum



OFFICIAL RESULTS

SAT 14 JAN 2012 Start Time 11:19 END TIME 12:31

Jury / Competition Management		Judges			Hill Data	
FIS Nordic Coordinator	OTTESEN Lasse (NOR)	A	NORDMAN Petra (FIN)		Hill Type:	Medium Hill
FIS Technical Delegate (TD)	HASSLBERGER Thomas (GER)	B	SATOH Mitsugu (JPN)		Hill Size (HS):	75 m
FIS Assistant TD	NADARKIEWICZ Renata (POL)	C	ERIKSROED Inge (NOR)		K-Point:	68 m
Chief of Competition	GANZENHUBER Paul (AUT)	D	AMSTEIN David (SUI)		Metre Value:	2.4 Points/m
FIS Equipment Controller	TOERMAENEN Jouko (FIN)	E	DENIFL Claudia (AUT)			

Rank	Bib	Name	NOC Code	Speed [km/h]	Distance [m]	Distance Points	Judges Marks					Judges Points	Round Total	Round Rank	Total	
							A	B	C	D	E					
1	22	LANISEK Anze	SLO	78.2 77.5	81.0 79.0	91.2 86.4	17.5 18.0	17.5 18.5	17.5 19.0	18.0 18.5	17.5 19.0	52.5 56.0	143.7 142.4	1	1	286.1
2	21	BERGGAARD Mats S	NOR	78.6 77.8	77.5 78.0	82.8 84.0	18.5 18.5	18.5 19.0	18.5 18.5	18.0 18.5	18.0 19.0	55.0 56.0	137.8 140.0	2	2	277.8
3	5	SATO Yukiya	JPN	77.9 77.2	77.0 73.0	81.6 72.0	18.5 17.0	18.5 17.5	18.0 17.0	18.0 17.5	18.5 17.5	55.0 51.5	136.6 123.5	3	4	260.1
4	20	WELLINGER Andreas	GER	78.7 78.0	74.0 73.0	74.4 72.0	18.0 18.0	18.0 18.0	17.0 17.5	18.0 17.0	17.0 18.0	53.0 53.5	127.4 125.5	5	3	252.9
5	17	YLIPULLI Miika	FIN	78.4 78.0	73.0 72.5	72.0 70.8	17.5 17.5	18.0 17.5	17.0 16.5	17.5 17.0	17.5 17.0	52.5 51.5	124.5 122.3	7	5	246.8
6	16	FRIEDRICH Tomas	CZE	77.9 77.7	74.0 70.5	74.4 66.0	17.5 17.0	18.0 17.5	17.5 17.5	18.0 18.0	18.0 18.0	53.5 52.5	127.9 118.5	4	6	246.4
7	23	TOLLINGER Elias	AUT	78.3 77.5	74.0 71.0	74.4 67.2	17.5 17.0	18.0 17.5	17.5 16.5	18.5 17.0	17.5 17.0	53.0 51.0	127.4 118.2	5	7	245.6
8	4	KOREK Dusty	CAN	77.5 77.3	72.5 70.5	70.8 66.0	18.0 17.0	18.0 17.5	17.5 17.0	17.5 16.5	17.5 17.0	53.0 51.0	123.8 117.0	8	8	240.8
9	18	PEIER Killian	SUI	78.1 77.7	71.5 70.5	68.4 66.0	17.5 17.5	17.0 17.0	17.5 17.0	17.0 17.0	17.0 17.0	51.5 51.0	119.9 117.0	9	8	236.9
10	6	VARESCO Daniele	ITA	78.4 78.0	67.5 67.0	58.8 57.6	16.5 17.0	16.5 17.0	16.0 16.5	16.0 16.5	16.5 16.5	49.0 50.5	107.8 108.1	10	11	215.9
11	13	AALST van der Oldrik	NED	78.3 77.6	65.5 68.5	54.0 61.2	16.5 17.0	16.5 17.5	16.0 16.5	16.0 17.0	16.5 17.0	49.0 51.0	103.0 112.2	14	10	215.2
12	10	DROZDOV Serhiy	UKR	77.9 77.7	69.5 68.0	63.6 60.0	15.5 16.0	15.0 16.0	14.0 15.0	14.0 15.5	15.0 15.5	44.0 47.0	107.6 107.0	11	12	214.6
13	11	LOIT Rauno	EST	78.7 78.3	65.5 65.5	54.0 54.0	16.5 17.0	16.5 16.5	16.5 16.0	16.5 16.0	16.0 17.0	49.5 49.5	103.5 103.5	13	14	207.0
14	7	LEJA Krzysztof	POL	77.3 77.1	64.5 66.0	51.6 55.2	16.5 16.5	16.5 17.0	17.0 16.5	16.5 16.0	16.5 17.0	49.5 50.0	101.1 105.2	15	13	206.3
15	19	ROYER Arthur	FRA	77.4 76.9	66.5 61.5	56.4 44.4	17.0 16.5	16.5 16.5	16.5 16.5	16.5 16.5	16.5 16.5	49.5 49.5	105.9 93.9	12	18	199.8
16	14	YUKSEL Faik	TUR	78.3 78.0	64.5 62.5	51.6 46.8	16.5 16.5	16.5 16.5	16.0 15.5	16.0 15.5	16.5 16.5	49.0 48.5	100.6 95.3	16	16	195.9
17	3	TATU Robert Valentin	ROU	77.0 76.9	62.5 62.0	46.8 45.6	16.5 15.5	16.5 15.5	16.0 15.5	16.5 15.5	16.0 16.0	49.0 46.5	95.8 92.1	18	19	187.9
18	8	SAMSONOV Yury	RUS	78.0 77.6	63.5 60.5	49.2 42.0	16.0 16.0	16.0 16.5	15.5 16.0	16.5 16.0	15.5 15.5	47.5 48.0	96.7 90.0	17	20	186.7
19	2	RHOADS William	USA	77.0 77.0	59.0 63.0	38.4 48.0	16.0 16.5	15.5 16.0	16.0 15.5	16.0 15.5	16.0 15.5	48.0 47.0	86.4 95.0	20	17	181.4
20	1	SZILAGYI Akos	HUN	78.1 77.7	60.5 60.0	42.0 40.8	16.0 16.0	16.0 16.0	16.0 15.5	16.5 15.5	16.0 15.5	48.0 47.0	90.0 87.8	19	21	177.8
21	15	FUNTAROV Deyan	BUL	77.4 77.1	52.5 66.0	22.8 55.2	14.0 16.0	13.5 16.0	13.5 16.0	13.5 16.0	13.5 15.5	40.5 48.0	63.3 103.2	21	15	166.5
22	12	MEKHETKA Aliaksandr	BLR	77.6 77.2	45.5 46.5	6.0 8.4	13.5 14.0	13.5 13.5	13.5 13.5	13.5 13.5	13.0 12.0	40.5 40.5	46.5 48.9	22	22	95.4
23	9	KHAMITOV Kanat	KAZ	76.6 76.6	44.0 39.5	2.4 -8.4	13.0 13.5	13.5 13.5	12.5 13.0	13.0 13.5	12.5 13.0	38.5 40.0	40.9 31.6	23	23	72.5



OFFICIAL RESULTS

SAT 14 JAN 2012 Start Time 11:19 END TIME 12:31

Weather Information								
	Time	Weather	Temp [°C]		Humid [%]	Wind [m/s]		
			Air	Snow		Min	Max	Avg
1st Round	11:19 - 11:40	Cloudy	-5.5 / -5.5	-5.9 / -5.9	70 / 70	-1.08	0.48	-0.19
Final Round	12:17 - 12:31	Cloudy	-7.0 / -7.0	-5.5 / -5.5	70 / 70	-1.39	0.54	-0.11

Statistics											
	Gate	Falls	Distance [m]			Speed [km/h]			Competitors / NOCs		
			Min	Max	Avg	Min	Max	Avg	In starting list	Started	With results
1st Round	07	0	44.0	81.0	66.3	76.6	78.7	77.8	23/23	23/23	23/23
Final Round	06	0	39.5	79.0	65.8	76.6	78.3	77.4	23/23	23/23	23/23

NOTES

How point scores are calculated

A competitor is awarded 60 points for jumping the K-point distance. For every meter more or less than the K-point, a competitor has 2.4 points added or subtracted from his total. In addition, competitors are awarded points for style (for flight, landing and out-run) up to a maximum of 20 per judge. Five judges score each jump, with the highest and lowest scores discarded and the scores of the other three summed and added to the competitor's points for distance.

LEGEND

Avg Average
Max Maximum
Temp Temperature

Humid Humidity
Min Minimum



OFFICIAL RESULTS

SAT 21 JAN 2012 Start Time 14:49 END TIME 16:01

Jury / Competition Management				Judges					Hill Data			
FIS Nordic Coordinator	OTTESEN Lasse (NOR)			A	SATOH Mitsugu (JPN)					Hill Type: Medium Hill		
FIS Technical Delegate (TD)	HASSLBERGER Thomas (GER)			B	AMSTEIN David (SUI)					Hill Size (HS): 75 m		
FIS Assistant TD	CSAR Guenter (AUT)			C	NORDMAN Petra (FIN)					K-Point: 68 m		
Chief of Competition	GANZENHUBER Paul (AUT)			D	DENIFL Claudia (AUT)					Metre Value: 2.4 Points/m		
FIS Equipment Controller	KRAUS Guntram (GER)			E	ERIKSROED Inge (NOR)							

Jumping order: 1. Ladies' Ski Jumping, 2. Men's Nordic Combined, 3. Men's Ski Jumping

Rank	Bib	NOC Name	Speed [km/h]	Distance [m]	Distance Points	Judges Marks					Judges Points	Round Points	Group Rank	Total
						A	B	C	D	E				
1	12	GER - GERMANY										309.8 330.3	1 3	640.1
	12-1	ALTHAUS Katharina	80.1 79.6	67.0 63.0	57.6 48.0	17.5 16.0	16.5 16.0	16.0 15.5	17.0 16.5	17.0 16.0	50.5 48.0	108.1 96.0	1 3	
	12-2	LUBITZ Tom	80.2 81.5	64.0 67.0	50.4 57.6	16.0 16.5	16.0 16.5	16.0 16.5	16.5 17.5	16.5 16.5	48.5 49.5	98.9 107.1	5 6	
	12-3	WELLINGER Andreas	79.0 80.8	65.0 73.5	52.8 73.2	16.5 17.5	16.5 17.5	17.0 18.5	17.0 18.0	16.5 18.5	50.0 54.0	102.8 127.2	4 4	
2	11	SLO - SLOVENIA										262.5 348.0	6 1	610.5
	11-1	BOGATAJ Ursa	79.6 80.4	55.0 66.0	28.8 55.2	15.0 16.5	14.5 16.5	15.5 16.5	15.0 16.5	15.0 16.5	45.0 49.5	73.8 104.7	5 2	
	11-2	PINTARIC Luka	79.4 80.8	59.0 66.0	38.4 55.2	16.0 17.0	16.5 17.5	16.0 17.0	17.0 18.0	15.5 17.0	48.5 51.5	86.9 106.7	8 7	
	11-3	LANISEK Anze	78.3 80.7	65.0 77.0	52.8 81.6	16.0 18.0	16.0 18.5	16.5 18.0	17.0 18.5	16.5 19.0	49.0 55.0	101.8 136.6	5 1	
3	7	CAN - CANADA										277.1 309.9	2 4	587.0
	7-1	HENRICH Taylor	79.1 78.9	56.0 54.0	31.2 26.4	16.0 16.0	15.5 15.5	16.0 15.0	17.0 16.0	16.5 15.5	48.5 47.0	79.7 73.4	3 5	
	7-2	MAH Nathaniel	79.5 80.3	64.0 67.5	50.4 58.8	16.5 16.5	16.5 17.5	16.0 17.5	16.0 17.0	16.5 17.5	49.0 52.0	99.4 110.8	4 4	
	7-3	KOREK Dusty	78.7 80.1	63.0 73.5	48.0 73.2	16.5 18.0	16.5 17.0	16.0 17.5	17.0 18.0	17.0 17.0	50.0 52.5	98.0 125.7	7 6	
4	9	FIN - FINLAND										276.2 302.1	3 5	578.3
	9-1	RAUTIONAHO Jenny	79.3 79.2	52.0 48.5	21.6 13.2	14.5 14.0	13.5 14.5	14.0 15.0	15.0 15.5	14.0 14.5	42.5 44.0	64.1 57.2	6 6	
	9-2	HEROLA Ilkka	80.1 81.0	65.0 71.0	52.8 67.2	16.5 17.0	16.5 17.5	16.5 17.5	17.0 18.0	16.0 17.0	49.5 52.0	102.3 119.2	2 2	
	9-3	YLIPULLI Miika	79.1 80.8	67.5 73.5	58.8 73.2	17.0 17.5	17.5 17.5	17.0 17.5	17.0 18.0	17.0 17.5	51.0 52.5	109.8 125.7	2 6	
5	13	JPN - JAPAN										235.3 340.7	8 2	576.0
	13-1	TAKANASHI Sara	78.4 79.5	57.0 75.0	33.6 76.8	16.0 17.5	15.0 17.0	15.5 18.0	15.0 18.0	15.5 17.0	46.0 52.5	79.6 129.3	4 1	
	13-2	YAMAMOTO Go	78.8 80.8	59.5 65.0	39.6 52.8	16.0 16.5	16.0 16.5	16.0 16.5	16.0 17.0	16.0 16.5	48.0 49.5	87.6 102.3	7 9	
	13-3	SATO Yukiya	77.4 79.9	52.0 67.0	21.6 57.6	15.5 17.5	15.5 17.0	16.0 17.5	15.5 17.0	15.5 16.5	46.5 51.5	68.1 109.1	13 9	
6	10	NOR - NORWAY										271.2 301.2	5 6	572.4
	10-1	ROESTAD Karoline	78.9 79.0	49.0 49.0	14.4 14.4	14.5 14.0	14.0 14.0	13.5 13.5	14.5 14.5	14.5 14.0	43.0 42.0	57.4 56.4	7 7	
	10-2	RIIBER Harald Johnas	80.4 81.4	66.0 68.0	55.2 60.0	16.5 16.0	17.0 16.5	17.0 16.0	18.0 17.0	16.5 16.5	50.5 49.0	105.7 109.0	1 5	
	10-3	BERGGAARD Mats S	78.3 80.7	67.0 77.5	57.6 82.8	17.0 17.5	16.5 18.0	16.5 17.5	17.5 17.5	17.0 18.0	50.5 53.0	108.1 135.8	3 2	



OFFICIAL RESULTS

SAT 21 JAN 2012 Start Time 14:49 END TIME 16:01

Rank	Bib	NOC Name	Speed [km/h]	Distance [m]	Distance Points	Judges Marks					Judges Points	Round Points	Group Rank	Total
						A	B	C	D	E				
7	6	AUT - AUSTRIA									272.1 276.0	4 9	548.1	
	6-1	KRANZL Michaela	78.6 78.4	44.5 42.5	3.6 -1.2	15.0 14.5	15.0 14.5	15.0 15.0	15.0 14.5	14.5 15.0	45.0 44.0	48.6 42.8	10 10	
	6-2	GERSTGRASER Paul	80.4 81.3	64.0 66.5	50.4 56.4	16.5 15.5	16.5 16.0	16.5 16.0	16.5 16.5	16.0 16.5	49.5 48.5	99.9 104.9	3 8	
	6-3	TOLLINGER Elias	78.8 80.6	72.0 75.0	69.6 76.8	18.0 17.5	18.5 17.0	18.0 17.0	17.5 17.5	18.0 16.5	54.0 51.5	123.6 128.3	1 3	
8	8	CZE - CZECH REPUBLIC									239.3 298.2	7 7	537.5	
	8-1	DEJMKOVA Natalie	79.3 79.4	48.0 45.5	12.0 6.0	14.0 13.5	13.5 13.5	15.0 13.0	13.5 14.0	13.5 13.5	41.0 40.5	53.0 46.5	9 8	
	8-2	PORTYK Tomas	80.6 81.7	60.0 73.0	40.8 72.0	16.5 18.0	15.5 17.5	16.0 17.5	17.5 18.0	16.5 18.0	49.0 53.5	89.8 125.5	6 1	
	8-3	FRIEDRICH Tomas	78.5 80.3	63.0 73.5	48.0 73.2	16.5 17.5	16.0 18.0	16.5 17.5	16.0 17.5	15.5 18.0	48.5 53.0	96.5 126.2	8 5	
9	4	FRA - FRANCE									227.2 283.3	9 8	510.5	
	4-1	LEMARE Lea	79.3 78.5	56.5 56.5	32.4 32.4	16.0 16.5	16.0 16.0	16.5 16.5	16.5 16.0	16.0 16.0	48.5 49.0	80.9 81.4	2 4	
	4-2	BALLAND Tom	80.2 81.5	52.0 62.5	21.6 46.8	16.0 15.5	15.0 16.0	16.0 15.5	16.0 16.0	15.5 15.5	47.5 47.0	69.1 93.8	12 10	
	4-3	ROYER Arthur	78.4 79.8	56.0 67.0	31.2 57.6	15.5 16.5	15.0 16.5	16.0 17.5	15.5 17.0	15.0 17.0	46.0 50.5	77.2 108.1	11 10	
10	5	ITA - ITALY									222.8 266.8	10 10	489.6	
	5-1	GIANMOENA Veronica	79.0 78.9	42.0 43.0	-2.4 0.0	12.5 13.5	12.5 15.0	12.5 13.0	12.5 14.0	12.5 13.0	37.5 40.5	35.1 40.5	12 11	
	5-2	BUZZI Raffaele	80.0 81.3	59.5 69.0	39.6 62.4	15.5 16.5	15.5 17.0	16.0 17.0	16.0 17.0	15.0 16.5	47.0 50.5	86.6 112.9	9 3	
	5-3	VARESCO Daniele	79.3 80.8	64.5 69.0	51.6 62.4	16.5 17.0	16.5 17.0	16.5 17.0	16.5 17.0	16.0 17.0	49.5 51.0	101.1 113.4	6 8	
11	2	USA - UNITED STATES									205.7 230.5	12 11	436.2	
	2-1	ANDERSON Emilee	78.4 77.5	44.5 44.5	3.6 3.6	13.5 13.5	13.5 13.5	13.5 13.0	13.5 13.0	13.5 13.5	40.5 40.5	44.1 44.1	11 9	
	2-2	KISSEL Colton	80.4 81.2	57.0 61.0	33.6 43.2	14.5 15.0	15.0 16.0	15.5 15.5	14.0 15.5	15.5 16.0	45.0 47.0	78.6 90.2	11 12	
	2-3	RHOADS William	78.6 80.1	58.0 63.5	36.0 49.2	15.5 15.5	15.5 16.0	16.0 16.0	15.5 16.0	15.5 15.5	47.0 47.0	83.0 96.2	10 12	
12	3	POL - POLAND									210.8 215.4	11 12	426.2	
	3-1	PALASZ Magdalena	78.0 76.6	40.0 36.5	-7.2 -15.6	13.0 13.0	13.0 13.0	13.0 12.5	13.0 13.0	13.0 13.0	39.0 39.0	31.8 23.4	13 13	
	3-2	PYTEL Michal	79.6 81.2	59.0 61.0	38.4 43.2	15.5 15.5	15.5 16.0	15.5 16.0	16.0 16.5	15.5 15.5	46.5 47.5	84.9 90.7	10 11	
	3-3	LEJA Krzysztof	77.9 79.7	62.0 65.0	45.6 52.8	16.5 16.0	16.0 16.0	16.5 16.5	16.0 16.5	16.0 16.0	48.5 48.5	94.1 101.3	9 11	
13	1	RUS - RUSSIAN FEDERATION									180.5 178.1	13 13	358.6	
	1-1	VESSHCHIKOVA Anastasia	77.8 76.3	47.0 39.0	9.6 -9.6	15.5 13.5	15.0 14.5	15.0 13.5	15.0 14.0	15.0 13.5	45.0 41.0	54.6 31.4	8 12	
	1-2	TEREKHIN Roman	79.4 80.0	48.5 54.0	13.2 26.4	15.0 15.5	14.5 15.5	15.0 15.5	15.5 15.0	14.5 15.0	44.5 46.0	57.7 72.4	13 13	
	1-3	SAMSONOV Yury	78.8 80.2	53.5 62.5	25.2 46.8	14.0 9.5	14.5 9.0	13.5 9.0	14.5 9.0	14.5 9.5	43.0 27.5	68.2 74.3	12 13	



OFFICIAL RESULTS

SAT 21 JAN 2012 Start Time 14:49 END TIME 16:01

Weather Information								
	Time	Weather	Temp [°C]		Humid [%]	Wind [m/s]		
			Air	Snow		Min	Max	Avg
1st Round	14:49 - 15:19	Snow	0.5 / 0.5	0.5 / 0.5	96 / 96	-2.23	0.50	-0.56
Final Round	15:25 - 16:01	Snow	0.5 / 0.5	0.5 / 0.5	96 / 96	-1.31	0.73	-0.23

Statistics											
	Gate	Falls	Distance [m]			Speed [km/h]			Competitors / NOCs		
			Min	Max	Avg	Min	Max	Avg	In starting list	Started	With results
1st Round	1-13	0	40.0	67.0	50.6	77.8	80.1	78.9	39/13	39/13	39/13
	2-13	0	48.5	66.0	59.8	78.8	80.6	79.9			
	3-12	0	52.0	72.0	62.1	77.4	79.3	78.5			
Final Round	1-15	0	36.5	75.0	51.0	76.3	80.4	78.6	39/13	39/13	39/13
	2-15	0	54.0	73.0	65.5	80.0	81.7	81.0			
	3-13	1	62.5	77.5	70.5	79.7	80.8	80.3			

NOTES

How point scores are calculated

A competitor is awarded 60 points for jumping the K-point distance. For every meter more or less than the K-point, a competitor has 2.4 points added or subtracted from his total. In addition, competitors are awarded points for style (for flight, landing and out-run) up to a maximum of 20 per judge. Five judges score each jump, with the highest and lowest scores discarded and the scores of the other three summed and added to the competitor's points for distance.

LEGEND

Avg Average
Max Maximum
Temp Temperature

Humid Humidity
Min Minimum

This page intentionally left blank



INNSBRUCK
2012
YOUTH OLYMPIC GAMES



SNOWBOARD

This page intentionally left blank



RESULTS

SUN 15 JAN 2012 START TIME 12:00

HP

Jury			Technical Data		
FIS Technical Delegate	GÖRLICH Andreas	GER	Course Name	Superpipe YOG	
Head Judge	WONG Brandon	CAN	Halfpipe Length	180m	
Chief of Competitor	ARNDT Christoph	AUT	Width from Wall to Wall	20,5m	
FIS Race Director	KROGOLL Peter	FIS	Halfpipe Inclination	18°	
			Inner Height of Walls	6,6m	
			Inclination of Vert	85°	
Officials			Forerunners		
Chief of Halfpipe	ZEHETNER Albert	AUT	F1	SPISS Stefan	AUT
Judge 1	BEUTLER Christian	SUI	F2	HANDLE Johannes	AUT
Judge 2	SUCHANOVA Klara	CZE			
Judge 3	BROWN Steve	AUS			
Judge 4	HEINRICH Oliver	AUT			
Judge 5	SUNDEKVIST Ola	SWE			
Judge 6	MUNZ Stefan	GER			
Weather:	Sunny		Snow Temperature:	-16°C/3.2°F	
			Temperature - Start:	-14°C/6.8°F	Temperature - Finish:
					-14°C/6.8°F

Number of Competitors : 17, Number of NOCs : 14

Rank	Bib	FIS Code	Name	NOC Code	YB	Run	J1	J2	J3	J4	J5	J6	Score	Best Score	Tie	Race Points
------	-----	----------	------	----------	----	-----	----	----	----	----	----	----	-------	------------	-----	-------------

RESULTS FROM FINAL

1	1	9305241	OHE Hikaru	JPN	1995	Run 1	95	95	96	96	96	96	95.75	96.25		260.00
						Run 2	97	97	98	94	94	97	96.25			
2	6	9535287	GOLD Arielle	USA	1996	Run 1	90	90	90	93	89	90	90.00	90.00		208.00
						Run 2	87	87	85	95	85	87	86.50			
3	2	9195093	LEFEVRE Lucile	FRA	1995	Run 1	86	80	80	82	83	84	82.25	82.25		156.00
						Run 2	31	30	25	32	35	26	29.75			
4	8	9045054	FITCH Alexandra	AUS	1995	Run 1	75	72	75	78	75	76	75.25	75.25		130.00
						Run 2	60	62	70	58	61	60	60.75			
5	16	9105194	KORTE-KING Quincy	CAN	1995	Run 1	59	55	60	65	64	62	61.25	69.75		117.00
						Run 2	65	63	71	74	71	72	69.75			
6	11	9295083	MAIOCCO Maria Delfina	ITA	1996	Run 1	67	65	68	72	69	74	69.00	69.00		104.00
						Run 2	39	50	40	42	45	50	44.25			

RESULTS FROM SEMIFINAL

7	17	9105226	MCMANIMAN Audrey	CAN	1995	Run 1	67	60	70	65	55	65	64.25	64.25		93.60
						Run 2	30	35	30	48	28	41	34.00			
8	12	9535236	MONK Indigo	USA	1995	Run 1	55	55	65	60	60	62	59.25	59.25		83.20
						Run 2	48	52	62	55	58	53	54.50			
9	14	1159973	AUGUSTINOVA Diana	CZE	1995	Run 1	46	45	50	50	45	50	47.75	47.75		75.40
						Run 2	40	42	47	45	41	54	43.75			

RESULTS FROM QUALIFICATION

10	7	9515142	PETRIG Celia	SUI	1995	Run 1	29	35	25	34	32	31	31.50	41.75		67.60
						Run 2	39	43	41	48	41	42	41.75			
11	4	1499950	EGUIBAR Sara	ESP	1995	Run 1	38	30	35	44	34	35	35.50	35.50		62.40
						Run 2	26	48	33	26	40	42	31.25			
12	10	9185054	KANKO Emma	FIN	1995	Run 1	19	25	12	22	6	11	16.00	26.00		57.20
						Run 2	23	29	26	24	34	25	26.00			



RESULTS

SUN 15 JAN 2012 START TIME 12:00

HP

Rank	Bib	FIS Code	Name	NOC Code	YB	Run	J1	J2	J3	J4	J5	J6	Score	Best Score	Tie	Race Points
13	13	9185052	EHTONEN Hanna	FIN	1996	Run 1	15	20	8	44	15	25	18.75	21.75		52.00
						Run 2	27	22	7	32	10	28	21.75			
14	15	1029957	ESTEVEZ Maeva	AND	1995	Run 1	18	21	11	8	10	23	15.00	15.00		46.80
						Run 2	16	11	10	10	7	22	11.75			
15	3	9055053	STERNAT Johanna Elisabeth	AUT	1995	Run 1	12	10	15	11	2	8	10.25	10.25		41.60
						Run 2							DNS			
16	5	1389932	BERISLAVIC Paulina	CRO	1995	Run 1	20	5	10	10	5	10	8.75	8.75		0.00
						Run 2	5	7	9	4	2	11	5.75			
	9	9485134	PRUSAKOVA Ekaterina	RUS	1995	Run 1							DNS			
						Run 2							DNS			

LEGEND

DNS Did not start

J Judge

YB Year of Birth



RESULTS

SUN 15 JAN 2012 START TIME 13:40

HP

Jury			Technical Data		
FIS Technical Delegate	GÖRLICH Andreas	GER	Course Name	Superpipe YOG	
Head Judge	WONG Brandon	CAN	Halfpipe Length	180m	
Chief of Competitor	ARNDT Christoph	AUT	Width from Wall to Wall	20,5m	
FIS Race Director	KROGOLL Peter	FIS	Halfpipe Inclination	18°	
			Inner Height of Walls	6,6m	
			Inclination of Vert	85°	
Officials			Forerunners		
Chief of Halfpipe	ZEHETNER Albert	AUT	F1	SPISS Stefan	AUT
Judge 1	BEUTLER Christian	SUI	F2	HANDLE Johannes	AUT
Judge 2	SUCHANOVA Klara	CZE			
Judge 3	BROWN Steve	AUS			
Judge 4	HEINRICH Oliver	AUT			
Judge 5	SUNDEKVIST Ola	SWE			
Judge 6	MUNZ Stefan	GER			
Weather:	Sunny		Snow Temperature:	-16°C/3.2°F	
			Temperature - Start:	-14°C/6.8°F	Temperature - Finish:
					-14°C/6.8°F

Number of Competitors : 27, Number of NOCs : 18

Rank	Bib	FIS Code	Name	NOC Code	YB	Run	J1	J2	J3	J4	J5	J6	Score	Best Score	Tie	Race Points
------	-----	----------	------	----------	----	-----	----	----	----	----	----	----	-------	------------	-----	-------------

RESULTS FROM FINAL

1	21	9530659	FERGUSON Ben	USA	1995	Run 1	93	90	89	90	91	90	90.25	93.25		260.00
						Run 2	94	92	94	96	93	94	93.25			
2	20	9560152	RAVNJAK Tim-Kevin	SLO	1996	Run 1	58	53	68	61	58	60	59.25	86.75		208.00
						Run 2	90	85	87	88	87	85	86.75			
3	8	9300507	HIRAOKA Taku	JPN	1995	Run 1	54	54	57	57	55	58	55.75	84.25		156.00
						Run 2	89	83	84	86	86	82	84.25			
4	26	9100401	CICCARELLI Michael	CAN	1996	Run 1	72	75	80	75	75	73	74.50	84.00		130.00
						Run 2	88	79	83	85	85	83	84.00			
5	16	9510324	HABLUETZEL David	SUI	1996	Run 1	54	50	40	46	48	52	49.00	80.25		117.00
						Run 2	80	82	73	82	80	79	80.25			
6	4	9560151	KRALJ Jan	SLO	1995	Run 1	68	68	67	69	69	68	68.25	75.00		104.00
						Run 2	74	74	71	78	78	77	75.00			
7	3	9480374	AVTANEEV Nikita	RUS	1995	Run 1	83	72	70	80	71	76	74.75	74.75		93.60
						Run 2	68	69	65	77	70	74	70.25			
8	17	9200089	HOEPFL Johannes	GER	1995	Run 1	64	62	60	66	65	66	64.25	71.50		83.20
						Run 2	69	70	69	73	74	75	71.50			
9	6	9190272	TOURKI Yannis	FRA	1995	Run 1	63	60	63	64	62	64	63.00	63.00		75.40
						Run 2	53	65	56	61	58	54	57.25			
10	14	9410025	BAGLEY Hamish	NZL	1996	Run 1	60	55	58	58	57	56	57.25	57.25		67.60
						Run 2	50	42	52	47	46	42	46.25			
11	5	9400016	TAYLOR Sean	NED	1995	Run 1	53	45	45	52	50	50	49.25	49.25		62.40
						Run 2	35	37	30	36	48	48	39.00			
12	2	9060003	DE BUCK Sebbe	BEL	1995	Run 1	29	35	27	38	40	32	33.50	33.50		57.20
						Run 2	20	25	25	44	26	34	24.00			

RESULTS FROM SEMIFINAL



RESULTS

SUN 15 JAN 2012 START TIME 13:40

HP

Rank	Bib	FIS Code	Name	NOC Code	YB	Run	J1	J2	J3	J4	J5	J6	Score	Best Score	Tie	Race Points
13	13	9320096	NA Myung-Joo	KOR	1996	Run 1	67	66	70	68	64	61	65.00	65.00		52.00
						Run 2	40	40	49	46	45	52	45.00			
14	27	9220002	COURTIER-JONES Lewis	GBR	1995	Run 1	60	55	62	60	60	59	59.75	59.75		46.80
						Run 2	41	33	43	49	45	36	41.25			
15	9	9480357	KARDONOV Ivan	RUS	1995	Run 1	57	50	58	55	54	55	55.25	57.50		41.60
						Run 2	58	48	57	58	57	60	57.50			
16	23	9180120	JARVILEHTO Kalle	FIN	1995	Run 1	59	45	50	50	58	58	54.00	54.00		39.00
						Run 2	35	37	34	42	40	38	37.50			
17	19	9190273	HABERMACHER Victor	FRA	1996	Run 1	28	35	35	35	42	40	36.25	36.25		36.40
						Run 2	33	36	34	36	38	44	35.75			
18	15	9510273	BAUME Lucas	SUI	1995	Run 1							DNS			33.80
						Run 2							DNS			

RESULTS FROM QUALIFICATION

19	18	9490158	AZULA Manex	ESP	1995	Run 1	40	38	26	38	31	33	35.00	49.00		31.20
						Run 2	47	46	40	63	50	53	49.00			
20	11	9530805	RAYMER Max	USA	1995	Run 1	45	47	46	50	53	38	47.00	48.50		28.60
						Run 2	44	52	38	43	59	55	48.50			
21	10	9150124	PORKERT Ondrej	CZE	1996	Run 1	34	42	40	44	48	40	41.50	47.50		26.00
						Run 2	42	51	44	46	52	49	47.50			
21	24	9060004	VAN DEURSEN Stef	BEL	1995	Run 1	44	45	44	45	45	44	44.50	47.50		26.00
						Run 2	43	48	46	47	50	49	47.50			
23	22	9180101	POHJONEN Tuomas	FIN	1995	Run 1	39	48	54	48	47	46	47.25	47.25		20.80
						Run 2	45	49	42	46	42	47	45.00			
24	12	9050201	HOERTNAGL Roland	AUT	1995	Run 1	42	39	48	48	40	36	42.25	42.25		18.20
						Run 2	10	12	11	48	4	10	10.75			
25	7	9200090	BIRKENDAHL Linus	GER	1995	Run 1	35	40	28	41	45	64	40.25	40.25		15.60
						Run 2	25	25	20	24	40	15	21.00			
26	25	9500107	BILLTOFT Ludvig	SWE	1996	Run 1	33	33	30	36	40	40	35.50	38.00		0.00
						Run 2	39	39	32	37	37	39	38.00			
27	1	9050193	KUNDRATITZ Philipp Wilhelm	AUT	1995	Run 1	33	30	30	32	35	30	31.25	31.25		0.00
						Run 2	15	15	40	20	22	32	18.00			

LEGEND

DNS Did not start

J Judge

YB Year of Birth



RESULTS

THU 19 JAN 2012 START TIME 12:30

SBS

Jury			Technical Data		
FIS Technical Delegate	ARNOLD Roman	SUI	Course Name	Alpenrose	
Head Judge	WONG Brandon	CAN	Start Altitude	2140m	
Chief of Competitor	THURNER Markus	AUT	Finish Altitude	1980m	
FIS Race Director	KROGOLL Peter	FIS	Vertical Drop	160m	
			Course Length	750m	
			Number of Jump Features	5	
			Number of Jibbing Features	6	
Officials			Forerunners		
Chief of Slopestyle	MASCH Thommy	AUT	F1	FALKEIS Stefan	AUT
Course Designer	MASCH Thommy	AUT	F2	SPISS Stefan	AUT
Judge 1	BEUTLER Christian	SUI	F3	MACHO Michael	AUT
Judge 2	SUCHANOVA Klara	CZE			
Judge 3	BROWN Steve	AUS			
Judge 4	HEINRICH Oliver	AUT			
Judge 5	SUNDEKVIST Ola	SWE			
Judge 6	MUNZ Stefan	GER			
Weather: Snow	Snow Temperature: -6°C/21.2°F		Temperature - Start:	-2°C/28.4°F	Temperature - Finish: -2°C/28.4°F

Number of Competitors : 15, Number of NOCs : 11

Rank	Bib	FIS Code	Name	NOC Code	YB	Run	J1	J2	J3	J4	J5	J6	Score	Best Score	Tie	Race Points
------	-----	----------	------	----------	----	-----	----	----	----	----	----	----	-------	------------	-----	-------------

RESULTS FROM FINAL

1	11	9105226	MCMANIMAN Audrey	CAN	1995	Run 1	82	85	77	80	94	90	84.25	84.25		70.00
						Run 2	59	68	61	64	63	63	62.75			
2	12	9535287	GOLD Arielle	USA	1996	Run 1	73	70	70	70	74	75	71.75	71.75		56.00
						Run 2	70	67	65	67	72	74	69.00			
3	3	9045054	FITCH Alexandra	AUS	1995	Run 1	63	74	63	65	78	77	69.75	69.75		42.00
						Run 2	42	42	39	41	45	47	42.50			
4	13	9515142	PETRIG Celia	SUI	1995	Run 1	60	60	60	60	68	68	62.00	62.00		35.00
						Run 2	37	44	43	38	38	46	40.75			
5	4	9535236	MONK Indigo	USA	1995	Run 1	55	55	55	55	57	54	55.00	55.00		31.50
						Run 2	48	51	58	46	49	52	50.00			
6	15	9295083	MAIOCCO Maria Delfina	ITA	1996	Run 1	45	47	50	48	44	49	47.25	54.25		28.00
						Run 2	53	56	44	50	58	60	54.25			
7	8	9105194	KORTE-KING Quincy	CAN	1995	Run 1	52	57	42	45	40	57	49.00	51.50		25.20
						Run 2	50	59	51	47	39	58	51.50			
8	5	9055052	ROFNER Birgit	AUT	1995	Run 1	31	40	30	40	32	31	33.50	49.50		22.40
						Run 2	49	53	48	45	50	51	49.50			
9	2	9195093	LEFEVRE Lucile	FRA	1995	Run 1	38	30	35	42	37	35	36.25	42.25		20.30
						Run 2	39	45	40	43	42	44	42.25			

RESULTS FROM QUALIFICATION

10	9	9185054	KANKO Emma	FIN	1995	Run 1	59	53	55	59	53	50	55.00	55.00		18.20
						Run 2	34	33	20	25	23	30	27.75			
11	1	9055053	STERNAT Johanna Elisabeth	AUT	1995	Run 1	52	50	50	65	59	53	53.50	53.50		16.80
						Run 2	48	45	50	59	54	54	51.50			
12	14	1159973	AUGUSTINOVA Diana	CZE	1995	Run 1	60	48	47	50	48	48	48.50	48.50		15.40
						Run 2	47	47	45	52	36	49	47.00			



RESULTS

THU 19 JAN 2012 START TIME 12:30

SBS

Rank	Bib	FIS Code	Name	NOC Code	YB	Run	J1	J2	J3	J4	J5	J6	Score	Best Score	Tie	Race Points
13	7	1389932	BERISLAVIC Paulina	CRO	1995	Run 1	47	10	10	9	2	12	10.25	19.50		0.00
						Run 2	19	20	12	21	21	18	19.50			
	6	1029957	ESTEVEZ Maeva	AND	1995	Run 1							DNS			
						Run 2							DNS			
	10	9185052	EHTONEN Hanna	FIN	1996	Run 1							DNS			
						Run 2							DNS			

LEGEND

DNS Did not start

J Judge

YB Year of Birth



RESULTS

THU 19 JAN 2012 START TIME 12:30

SBS

Jury			Technical Data		
FIS Technical Delegate	ARNOLD Roman	SUI	Course Name	Alpenrose	
Head Judge	WONG Brandon	CAN	Start Altitude	2140m	
Chief of Competition	THURNER Markus	AUT	Finish Altitude	1980m	
FIS Race Director	KROGOLL Peter	FIS	Vertical Drop	160m	
			Course Length	750m	
			Number of Jump Features	5	
			Number of Jibbing Features	6	
Officials			Forerunners		
Chief of Slopestyle	MASCH Thommy	AUT	F1	FALKEIS Stefan	AUT
Course Designer	MASCH Thommy	AUT	F2	SPISS Stefan	AUT
Judge 1	BEUTLER Christian	SUI	F3	MACHO Michael	AUT
Judge 2	SUCHANOVA Klara	CZE			
Judge 3	BROWN Steve	AUS			
Judge 4	HEINRICH Oliver	AUT			
Judge 5	SUNDEKVIST Ola	SWE			
Judge 6	MUNZ Stefan	GER			
Weather: Snow	Snow Temperature: 0°C/32°F		Temperature - Start:	-2°C/28.4°F	Temperature - Finish: -2°C/28.4°F

Number of Competitors : 28, Number of NOCs : 18

Rank	Bib	FIS Code	Name	NOC Code	YB	Run	J1	J2	J3	J4	J5	J6	Score	Best Score	Tie	Race Points
------	-----	----------	------	----------	----	-----	----	----	----	----	----	----	-------	------------	-----	-------------

RESULTS FROM FINAL

1	10	9100401	CICCARELLI Michael	CAN	1996	Run 1	87	85	84	85	86	87	85.75	94.25		70.00
						Run 2	94	95	92	94	96	97	94.25			
2	20	9530659	FERGUSON Ben	USA	1995	Run 1	91	90	88	88	94	92	90.25	90.25		56.00
						Run 2	89	84	84	86	92	91	87.50			
3	17	9510324	HABLUETZEL David	SUI	1996	Run 1	69	65	55	54	56	55	57.75	87.50		42.00
						Run 2	89	88	80	84	94	89	87.50			
4	27	9560151	KRALJ Jan	SLO	1995	Run 1	59	55	58	58	64	59	58.50	85.25		35.00
						Run 2	88	83	86	83	89	84	85.25			
5	4	9530805	RAYMER Max	USA	1995	Run 1	34	44	41	39	39	38	39.25	85.00		31.50
						Run 2	87	82	79	87	85	86	85.00			
6	19	9100475	NICHOLSON Tyler	CAN	1995	Run 1	49	54	44	43	44	41	44.25	84.00		28.00
						Run 2	86	81	82	79	87	90	84.00			
7	7	9180101	POHJONEN Tuomas	FIN	1995	Run 1	81	80	75	78	83	82	80.25	80.25		25.20
						Run 2	54	42	49	44	42	51	46.50			
8	26	9150124	PORKERT Ondrej	CZE	1996	Run 1	28	25	20	33	22	22	24.25	75.50		22.40
						Run 2	73	77	78	80	73	74	75.50			
9	18	9110011	ESCOBAR Andre Christian	CHI	1995	Run 1	32	33	36	26	31	35	32.75	60.00		20.30
						Run 2	58	68	62	55	64	56	60.00			
10	6	9510273	BAUME Lucas	SUI	1995	Run 1	57	47	50	48	50	57	51.25	57.25		18.20
						Run 2	58	58	54	59	57	56	57.25			
11	11	9180120	JARVILEHTO Kalle	FIN	1995	Run 1	34	35	30	31	28	33	32.00	56.00		16.80
						Run 2	55	57	54	53	62	58	56.00			
12	12	9500107	BILLTOFT Ludvig	SWE	1996	Run 1	40	43	52	46	43	47	44.75	55.50		15.40
						Run 2	55	53	60	60	54	52	55.50			



RESULTS

THU 19 JAN 2012 START TIME 12:30

SBS

Rank	Bib	FIS Code	Name	NOC Code	YB	Run	J1	J2	J3	J4	J5	J6	Score	Best Score	Tie	Race Points
13	3	9090070	MIHAYLOV Georgi	BUL	1995	Run 1	38	45	40	52	53	53	47.50	48.25		14.00
						Run 2	42	52	53	43	49	49	48.25			
14	22	9060003	DE BUCK Sebbe	BEL	1995	Run 1	25	31	29	28	24	30	28.00	43.50		12.60
						Run 2	36	42	45	40	48	47	43.50			
15	2	9560152	RAVNJAK Tim-Kevin	SLO	1996	Run 1	35	37	48	38	47	45	41.75	41.75		11.20
						Run 2	36	38	48	37	50	44	41.75			
16	25	9220002	COURTIER-JONES Lewis	GBR	1995	Run 1	36	40	42	42	34	40	39.50	39.50		10.50
						Run 2	26	39	35	36	21	31	32.00			
17	5	9490158	AZULA Manex	ESP	1995	Run 1	30	30	28	35	23	28	29.00	33.50		9.80
						Run 2	33	32	39	31	30	38	33.50			
18	21	9400035	AUGUSTINUS Jesse	NED	1995	Run 1	23	15	25	22	30	26	24.00	28.25		9.10
						Run 2	20	28	26	27	33	32	28.25			

RESULTS FROM QUALIFICATION

19	1	9200089	HOEPFL Johannes	GER	1995	Run 1	45	40	10	15	14	15	13.50	60.50		8.40
						Run 2	52	62	57	58	68	65	60.50			
20	13	9060004	VAN DEURSEN Stef	BEL	1995	Run 1	58	60	58	60	58	60	59.00	59.00		7.70
						Run 2	38	42	42	39	53	48	42.75			
21	24	1414999	HERBERT Tim	NZL	1995	Run 1	44	47	46	41	42	46	44.50	57.00		7.00
						Run 2	56	59	62	50	59	54	57.00			
22	15	9050193	KUNDRATITZ Philipp Wilhelm	AUT	1995	Run 1	45	50	50	46	45	35	46.50	46.50		6.30
						Run 2	42	48	44	43	38	38	41.75			
23	14	9050209	PRIETL Florian	AUT	1996	Run 1	41	44	44	35	42	53	42.75	45.25		5.60
						Run 2	45	46	46	45	45	45	45.25			
24	8	9190272	TOURKI Yannis	FRA	1995	Run 1	45	43	28	40	35	34	38.00	38.00		0.00
						Run 2	34	49	35	34	35	37	35.25			
25	9	9480357	KARDONOV Ivan	RUS	1995	Run 1	33	38	32	32	39	30	33.75	34.50		0.00
						Run 2	36	39	37	33	32	28	34.50			
	16	9200090	BIRKENDAHL Linus	GER	1995	Run 1							DNS			
						Run 2							DNS			
	23	9410025	BAGLEY Hamish	NZL	1996	Run 1							DNS			
						Run 2							DNS			
	28	9190273	HABERMACHER Victor	FRA	1996	Run 1							DNS			
						Run 2							DNS			

LEGEND

DNS Did not start

J Judge

YB Year of Birth



INNSBRUCK
2012
YOUTH OLYMPIC GAMES



SKELETON

This page intentionally left blank



OFFICIAL RESULTS

SAT 21 JAN 2012

Rk	Bib No	NOC Code	Name	Start Time	Rk	Int 1	Rk	Int 2	Rk	Int 3	Rk	Int 4	Rk	Finish Time	Rk	Time Behind	Speed (km/h)	Speed (mph)
1	7	GER	LOELLING Jacqueline	5.87	5	20.38	2	28.78	1	36.79	1	48.68	1	57.43	1	0.00	113.3	70.4
														CANCELLED				
														Total: 57.43		0.00		
2	6	AUT	MAIR Carina	5.81	3	20.67	7	29.23	=5	37.40	4	49.46	3	58.40	2	+0.97	111.8	69.5
														CANCELLED				
														Total: 58.40		+0.97		
3	4	CAN	BROCKWAY Carli	5.95	7	20.63	4	29.16	4	37.33	3	49.40	2	58.48	3	+1.05	111.0	69.0
														CANCELLED				
														Total: 58.48		+1.05		
4	5	RUS	SHLAPAK Anastasia	5.88	6	20.47	3	29.00	2	37.27	2	49.65	4	58.73	4	+1.30	109.6	68.1
														CANCELLED				
														Total: 58.73		+1.30		
5	10	GER	MEYLEMANS Kim	5.82	4	20.64	=5	29.23	=5	37.54	5	49.93	5	59.02	5	+1.59	109.2	67.8
														CANCELLED				
														Total: 59.02		+1.59		
6	3	RUS	ZUBKOVA Elizaveta	6.21	11	21.04	9	29.65	9	37.93	8	50.20	6	59.28	6	+1.85	110.0	68.3
														CANCELLED				
														Total: 59.28		+1.85		
7	14	USA	MAXWELL Lizzie	5.99	8	20.82	8	29.48	8	37.88	7	50.33	7	59.50	7	+2.07	108.9	67.6
														CANCELLED				
														Total: 59.50		+2.07		
8	2	SLO	VUGA Eva	5.72	2	20.32	1	29.02	3	37.55	6	50.34	8	59.89	8	+2.46	106.1	65.9
														CANCELLED				
														Total: 59.89		+2.46		
9	8	USA	EARL Timi	6.54	14	21.76	14	30.59	14	39.08	14	51.65	10	1:01.04	9	+3.61	107.3	66.7
														CANCELLED				
														Total: 1:01.04		+3.61		
10	9	ROU	ARCOS Ramona Gabriela	6.10	9	21.06	10	29.88	10	38.59	10	51.66	11	1:01.23	10	+3.80	104.2	64.7
														CANCELLED				
														Total: 1:01.23		+3.80		
11	12	ITA	BERGONZONI Guendalina	6.17	10	21.14	11	30.02	11	38.65	11	51.72	12	1:01.57	11	+4.14	101.5	63.0
														CANCELLED				
														Total: 1:01.57		+4.14		
12	13	ROU	CHIOSA Andreea	6.47	13	21.62	13	30.34	12	38.80	12	51.83	13	1:01.65	12	+4.22	101.2	62.9
														CANCELLED				
														Total: 1:01.65		+4.22		
13	1	NED	EKELMANS Astrid	5.71	1	20.64	=5	29.37	7	37.94	9	51.27	9	1:01.68	13	+4.25	96.2	59.8
														CANCELLED				
														Total: 1:01.68		+4.25		



OFFICIAL RESULTS

SAT 21 JAN 2012

Rk	Bib No	NOC Code	Name	Start Time	Rk	Int 1	Rk	Int 2	Rk	Int 3	Rk	Int 4	Rk	Finish Time	Rk	Time Behind	Speed (km/h)	Speed (mph)
14	11	JPN	ANDO Saki											CANCELLED				
				6.35	12	21.54	12	30.35	13	39.05	13	52.64	14	1:02.42	14	+4.99	102.1	63.4
														Total: 1:02.42		+4.99		

LEGEND

= Equal sign indicates that two or more competitors share the same rank

Int Intermediate time No Number Rk Rank



OFFICIAL RESULTS

SAT 21 JAN 2012

Rk	Bib No	NOC Code	Name	Start Time	Rk	Int 1	Rk	Int 2	Rk	Int 3	Rk	Int 4	Rk	Finish Time	Rk	Time Behind	Speed (km/h)	Speed (mph)	
1	4	GER	BERNEKER Sebastian	5.05	1	19.00	1	27.37	1	35.42	1	47.37	1	56.20	1	0.00	113.2	70.3	
				5.06	1	19.00	1	27.39	1	35.49	1	47.58	1	56.53	1	0.00	111.3	69.1	
				Total: 1:52.73													0.00		
2	6	AUT	GEISLER Stefan Richard	5.29	2	19.47	2	27.90	2	36.06	2	48.16	2	57.11	2	+0.91	112.0	69.6	
				5.22	2	19.29	2	27.68	2	35.95	2	48.35	2	57.59	3	+1.06	108.7	67.5	
				Total: 1:54.70													+1.97		
3	12	CAN	GILLIES Corey	5.30	3	19.62	3	28.22	3	36.58	3	49.04	4	58.35	5	+2.15	108.3	67.3	
				5.30	3	19.54	3	28.02	3	36.23	3	48.41	3	57.47	2	+0.94	110.7	68.8	
				Total: 1:55.82													+3.09		
4	1	ROU	CHIOIBASU Cosmin Marius	5.57	4	20.06	4	28.55	4	36.70	4	48.89	3	57.97	3	+1.77	111.1	69.0	
				5.51	6	19.90	4	28.35	4	36.56	4	48.78	4	57.89	4	+1.36	110.6	68.7	
				Total: 1:55.86													+3.13		
5	13	SUI	BERGER Sacha	5.59	=5	20.28	7	28.94	7	37.30	6	49.74	6	59.02	7	+2.82	108.3	67.3	
				5.46	4	19.97	6	28.62	6	37.02	7	49.45	6	58.66	5	+2.13	108.8	67.6	
				Total: 1:57.68													+4.95		
6	9	RUS	MYSHAEV Valeriy	5.72	8	20.32	8	28.92	=5	37.15	5	49.27	5	58.26	4	+2.06	111.3	69.1	
				5.66	=8	20.20	7	28.71	7	36.89	5	49.12	5	59.45	10	+2.92	100.4	62.4	
				Total: 1:57.71													+4.98		
7	3	USA	HERRINGSHAW Anthony	5.59	=5	20.20	=5	28.92	=5	37.34	7	49.79	7	59.00	6	+2.80	109.2	67.8	
				5.48	5	19.95	5	28.55	5	36.92	6	49.55	7	59.16	7	+2.63	104.4	64.9	
				Total: 1:58.16													+5.43		
8	11	LAT	DREIMANIS Davis	5.83	=10	20.51	9	29.14	9	37.50	9	50.02	8	59.22	8	+3.02	108.6	67.5	
				5.89	12	20.67	12	29.26	=11	37.60	10	50.08	9	59.24	8	+2.71	108.9	67.7	
				Total: 1:58.46													+5.73		
9	14	JPN	SATO Dan	5.81	9	20.54	10	29.26	10	37.77	10	50.32	9	59.55	9	+3.35	108.0	67.1	
				5.76	=10	20.57	11	29.26	=11	37.68	12	50.18	10	59.34	9	+2.81	108.6	67.5	
				Total: 1:58.89													+6.16		
10	7	JPN	NOKURA Hiroki	5.88	12	20.78	12	29.50	11	37.97	11	50.63	11	59.92	11	+3.72	108.0	67.1	
				5.66	=8	20.33	9	29.05	10	37.53	9	50.41	11	59.80	11	+3.27	106.4	66.1	
				Total: 1:59.72													+6.99		
11	5	ITA	MULASSANO Ferdinando	5.68	7	20.20	=5	28.96	8	37.43	8	50.44	10	59.86	10	+3.66	105.4	65.5	
				5.65	7	20.30	8	28.99	9	37.66	11	50.56	12	59.94	12	+3.41	106.1	65.9	
				Total: 1:59.80													+7.07		
12	8	KOR	KIM Banseok	5.83	=10	20.69	11	29.54	12	37.99	12	50.70	12	1:01.34	13	+5.14	106.8	66.4	
				5.76	=10	20.38	10	28.98	8	37.38	8	49.85	8	59.08	6	+2.55	108.7	67.5	
				Total: 2:00.42													+7.69		
13	2	ESP	ALCARAZ Marc	6.05	13	21.16	13	29.97	13	38.53	13	51.43	13	1:00.98	12	+4.78	105.2	65.4	
				5.94	13	20.79	13	29.64	13	38.45	13	51.61	13	1:01.40	13	+4.87	102.4	63.6	
				Total: 2:02.38													+9.65		



OFFICIAL RESULTS

SAT 21 JAN 2012

Rk	Bib No	NOC Code	Name	Start Time	Rk	Int 1	Rk	Int 2	Rk	Int 3	Rk	Int 4	Rk	Finish Time	Rk	Time Behind	Speed (km/h)	Speed (mph)
14	10	MEX	MONTIELSANTANDER Josue	6.13	14	21.42	14	30.32	14	38.87	14	52.01	14	1:01.85	14	+5.65	102.1	63.4
				6.00	14	20.97	14	29.75	14	38.52	14	52.35	14	1:02.52	14	+5.99	98.1	60.9
Total:															2:04.37	+11.64		

LEGEND

= Equal sign indicates that two or more competitors share the same rank

Int Intermediate time No Number Rk Rank



INNSBRUCK
2012
YOUTH OLYMPIC GAMES



SPEED SKATING

This page intentionally left blank



RESULTS

SAT 14 JAN 2012 START TIME 12:00

ISU Officials:	Race 1	Race 2
Referee	SYMALLA Melanie (GER)	SYMALLA Melanie (GER)
Assistant Referee	SKOOG Karl (SWE)	SKOOG Karl (SWE)
Starter	JAEGAL Sung-Yeol (KOR)	JAEGAL Sung-Yeol (KOR)

Rank	No	Name	NOC Code	Race 1					Race 2					Total			
				Pair	Ln	Time	Gap	Note Rank	Pair	Ln	Time	Gap	Note Rank	Time	Gap	Note	
1	9	JANG Mi	KOR	6	O	40.881	0.00		1	8	I	40.808	0.00		1	81.68	0.00
2	23	SHI Xiaoxuan	CHN	6	I	41.981	1.10		2	8	O	42.345	1.54		2	84.32	2.64
3	3	BRUUN Martine Lilloy	NOR	7	I	43.984	3.10		4	7	O	43.535	2.73		4	87.51	5.83
4	22	SCHULTING Suzanne	NED	8	O	43.959	3.07		3	7	I	43.766	2.96		6	87.72	6.04
5	2	BEHLAU Leia	GER	5	O	44.367	3.48		5	6	I	43.768	2.96		7	88.13	6.45
6	18	MALTSEVA Svetlana	KAZ	4	I	44.535	3.65		6	6	O	43.646	2.84		5	88.18	6.50
7	17	MALFATTI Gloria	ITA	2	I	44.605	3.72		7	5	O	44.120	3.32		8	88.72	7.04
8	27	ZDRAHALOVA Nikol	CZE	2	O	44.979	4.09		8	5	I	44.860	4.06		10	89.83	8.15
9	25	UHRIG Michelle	GER	7	O	45.169	4.28		9	4	I	44.959	4.15		11	90.12	8.44
10	19	MICHELIS Anne	BEL	1	O	45.271	4.39		10	3	I	45.688	4.88		14	90.95	9.27
11	5	DE CANDIDO Laura	ITA	3	O	45.481	4.60		11	2	I	45.496	4.69		12	90.97	9.29
12	24	STANICA B	ROU	4	O	45.968	5.08		13	1	I	45.635	4.83		13	91.60	9.92
13	15	KHRAMTSOVA Natalya	BLR	8	I	45.609	4.72		12	4	O	46.393	5.59		15	92.00	10.32
14	1	ALTANTULGA E	MGL	1	I	47.121	6.24		14	3	O	47.635	6.83		16	94.75	13.07
15	21	SALNIKOVA Marina	RUS	5	I	82.075	41.19		15	2	O	43.345	2.54		3	125.42	43.74
16	28	ZIOMEK Kaja	POL	3	I	82.75	41.87		16	1	O	44.779	3.97		9	127.52	45.84

Referee:

SYMALLA Melanie (GER)

NOTES

Total time is the sum of times from Race 1 and Race 2. This is calculated to the thousandth of a second and then truncated to the hundredth of a second. For this purpose, the time from each race is displayed in this output to the thousandth of a second. If two or more skaters obtain the same total time to the hundredth of a second, the ties will be broken and the total times for the skaters concerned will then be presented to the thousandth of a second.

LEGEND

I Inner lane
O Outer lane

Ln Lane identification (I / O)

No Start number



RESULTS

FRI 20 JAN 2012 START TIME 11:00

ISU Officials:

Referee SYMALLA Melanie (GER)
Assistant Referee SKOOG Karl (SWE)
Starter JAEGAL Sung-Yeol (KOR)

Rank	No	Name	NOC Code	Time	Gap	Note
1	6	DE NEELING Sanneke	NED	6:01.06	0.00	
2	10	JANG Su Ji	KOR	6:01.13	0.07	
3	16	KIKUCHI Sumire	JPN	6:01.24	0.18	
4	14	KAZELINA Yelizaveta	RUS	6:01.47	0.41	
5	25	UHRIG Michelle	GER	6:03.09	2.03	
6	8	HARADA Rio	JPN	6:03.56	2.50	
7	17	MALFATTI Gloria	ITA	6:03.91	2.85	
8	2	BEHLAU Leia	GER	6:06.66	5.60	
9	9	JANG Mi	KOR	6:07.44	6.38	
10	21	SALNIKOVA Marina	RUS	6:07.63	6.57	
11	23	SHI Xiaoxuan	CHN	6:09.17	8.11	
12	4	DANESCU Alina Bianca	ROU	6:09.66	8.60	
13	11	JEONG Clare	USA	6:11.73	10.67	
14	19	MICHIELS Anne	BEL	6:21.26	20.20	
15	28	ZIOMEK Kaja	POL	6:21.46	20.40	
16	12	KAPRUZIAK Aleksandra Milena	POL	6:22.03	20.97	
17	20	PROKHORENKO Yelizaveta	KAZ	6:23.20	22.14	
18	24	STANICA Bianca Lorena	ROU	6:26.07	25.01	
19	13	KAPUSTINA Anastasiya	BLR	6:26.11	25.05	
20	1	ALTANTULGA Enkh-Ariun	MGL	6:38.07	37.01	
21	5	DE CANDIDO Laura	ITA			6 laps skated
22	7	FU Yuan	CHN			5 laps skated
23	3	BRUUN Martine Lilloy	NOR			5 laps skated
24	26	VASAASEN Inga Anne	NOR			4 laps skated
25	18	MALTSEVA Svetlana	KAZ			4 laps skated
26	22	SCHULTING Suzanne	NED			2 laps skated

Referee:

SYMALLA Melanie (GER)

NOTES

If two or more skaters obtained the same time to the hundredth of a second, the ties will be broken and presented to the thousandth of a second.

LEGEND

DNF Did Not Finish

No Start number



RESULTS

FRI 20 JAN 2012 START TIME 11:23

ISU Officials:

Referee PILCHSHIKOVA Ekaterina (RUS)
Assistant Referee STANGL Paul (USA)
Starter RATDAL Trond (NOR)

Rank	No	Name	NOC Code	Time	Gap	Note
1	128	YANG Fan	CHN	7:10.23	0.00	
2	108	ICHINOHE Seitaro	JPN	7:11.45	1.22	
3	122	PUDUSHKIN Vasiliy	RUS	7:12.83	2.60	
4	110	KAKUI Toshihiro	JPN	7:13.10	2.87	
5	119	PALKIN Stanislav	KAZ	7:13.35	3.12	
6	113	KRISTENSEN Magnus Myhren	NOR	7:14.15	3.92	
7	112	KAZELIN Mikhail	RUS	7:14.42	4.19	
8	127	VOGL Manuel	AUT	7:14.51	4.28	
9	126	VAN DER POEL Nils	SWE	7:14.66	4.43	
10	102	BOELE Bastijn	NED	7:14.69	4.46	
11	117	MOROZOV Dmitriy	KAZ	7:17.55	7.32	
12	106	DUBOVSKY Maksim	BLR	7:19.41	9.18	
13	121	PETUTSCHNIGG Thomas	AUT	7:20.39	10.16	
14	124	RUKKE Henrik Fagerli	NOR	7:20.50	10.27	
15	109	IWANISZYN Arthur Adam	POL	7:24.81	14.58	
16	118	NOH Hyeok Jun	KOR	7:26.72	16.49	
17	107	DUE SCHMIDT Philip	DEN	7:29.75	19.52	
18	111	KAMPHAUSEN Niklas	GER	7:30.34	20.11	
19	120	PARK Dai Han	KOR	7:35.00	24.77	
20	104	DRWIEGA Marcel	POL	7:51.71	41.48	
21	114	LENDERINK Peter	NED	8:21.82	1:11.59	
22	115	LIU An	CHN	10 laps skated		
22	125	STARGARDT Kenneth	GER	10 laps skated		
22	103	COTZA Matteo	ITA	10 laps skated		
22	116	MOCANU Cristian Adrian	ROU	10 laps skated		
26	123	RAHNASTO Tuomas	FIN	3 laps skated		

Referee:

PILCHSHIKOVA Ekaterina (RUS)

NOTES

If two or more skaters obtained the same time to the hundredth of a second, the ties will be broken and presented to the thousandth of a second.

LEGEND

DNF Did Not Finish

No Start number



INNSBRUCK
2012
YOUTH OLYMPIC GAMES



YOG
DNA

SHORT TRACK SPEED SKATING

This page intentionally left blank



RESULTS

THU 19 JAN 2012 START TIME 11:33

Race Number	Race Order	Rank	Helmet Number	Name	NOC Code	Result
41	D	1	4	WITT Elisabeth	GER	49.799
		2	1	BRANTNER Melanie	AUT	51.150
42	C	1	10	PARK Jung Hyun	KOR	46.339
		2	9	GONCHAROVA Dariya	KAZ	46.802
		3	5	TOTH Timea	HUN	48.743
		4	14	LIN Yu-Tzu	TPE	49.492
43	B	1	16	WARREN Sarah	USA	48.273
		2	8	KIKUCHI Sumire	JPN	48.337
		3	12	SOET Aafke	NED	48.362
		4	15	DOLGOPOLOVA Mariya	UKR	50.545
44	A	1	11	SHIM Suk Hee	KOR	44.122
			3	XU Aili	CHN	44.593
			6	MARTINELLI Nicole	ITA	46.594
			2	QU Chunyu	CHN	PEN

LEGEND

PEN Penalty



RESULTS

WED 18 JAN 2012 START TIME 18:49

Race Number	Race Order	Rank	Helmet Number	Name	NOC Code	Result
17	D	1	12	SOET Aafke	NED	1:40.885
		2	1	BRANTNER Melanie	AUT	1:46.885
18	C	1	13	GAMORINA Anna	RUS	1:38.042
		2	14	LIN Yu-Tzu	TPE	1:39.185
		3	4	WITT Elisabeth	GER	1:40.980
		4	16	WARREN Sarah	USA	1:50.026
19	B	1	6	MARTINELLI Nicole	ITA	1:47.451
		2	7	SIGHEL Arianna	ITA	2:13.756
		9	GONCHAROVA Dariya	KAZ	PEN	
20	A	1	11	SHIM Suk Hee	KOR	1:31.661
		2	3	XU Aili	CHN	1:33.351
		3	8	KIKUCHI Sumire	JPN	1:34.254
		10	PARK Jung Hyun	KOR	YC	

LEGEND

PEN Penalty

YC Yellow card



RESULTS

THU 19 JAN 2012 START TIME 12:02

Race Number	Race Order	Rank	Helmet Number	Name	NOC Code	Result
45	D	1	24	PROKOP Michal	CZE	
46	C	1	28	FARKAS Tamas	HUN	46.035
		2	35	CHANG Yin-Cheng	TPE	46.412
		3	21	ANDERMANN Dominic	AUT	50.729
		4	27	DJEMAL Aydin	GBR	1:02.356
47	B	1	30	SAITO Kei	JPN	45.600
		2	34	AYRAPETYAN Denis	RUS	45.902
		3	33	ANTONISSEN Josse	NED	47.314
		4	29	GRUGNI Milan	ITA	49.630
		22	LU Xiucheng	CHN	PEN	
48	A	1	32	YOON Su Min	KOR	42.417
		2	31	LIM Hyo Jun	KOR	42.482
		3	23	XU Hongzhi	CHN	42.637
		4	36	HONG Thomas Insuk	USA	42.782



RESULTS

WED 18 JAN 2012 START TIME 19:22

Race Number	Race Order	Rank	Helmet Number	Name	NOC Code	Result
21	D	1	28	FARKAS Tamas	HUN	1:34.395
		2	24	PROKOP Michal	CZE	1:36.324
		3	21	ANDERMANN Dominic	AUT	1:39.097
22	C	1	22	LU Xiucheng	CHN	1:32.369
		2	27	DJEMAL Aydin	GBR	1:33.689
		3	35	CHANG Yin-Cheng	TPE	1:59.205
			34	AYRAPETYAN Denis	RUS	PEN
23	B	1	29	GRUGNI Milan	ITA	1:40.766
		2	25	MARTINEZ Yoann	FRA	1:40.840
		3	26	BURROWS Jack	GBR	1:41.172
24	A	1	31	LIM Hyo Jun	KOR	1:29.284
		2	32	YOON Su Min	KOR	1:29.428
		3	23	XU Hongzhi	CHN	1:29.576
		4	30	SAITO Kei	JPN	1:30.142

LEGEND

PEN Penalty



RESULTS

SAT 21 JAN 2012 START TIME 19:40

Race Number	Race Order	Rank	Team	Result			
51	B	1	Team D	4:24.360			
			4 WITT Elisabeth (GER)				
			36 HONG Thomas Insuk (USA)				
			8 KIKUCHI Sumire (JPN)				
		2	Team C	2	35 CHANG Yin-Cheng (TPE)	4:29.686	
					6 MARTINELLI Nicole (ITA)		
					29 GRUGNI Milan (ITA)		
					5 TOTH Timea (HUN)		
					28 FARKAS Tamas (HUN)		
		3	Team E	3	16 WARREN Sarah (USA)	4:30.383	
					30 SAITO Kei (JPN)		
					14 LIN Yu-Tzu (TPE)		
					33 ANTONISSEN Josse (NED)		
Team G	PEN						
9 GONCHAROVA Dariya (KAZ)							
32 YOON Su Min (KOR)							
7 SIGHEL Arianna (ITA)							
21 ANDERMANN Dominic (AUT)							
52	A	1	Team B	4:21.713			
			10 PARK Jung Hyun (KOR)				
			22 LU Xiucheng (CHN)				
			3 XU Aili (CHN)				
		2	Team F	2	26 BURROWS Jack (GBR)	4:24.665	
					2 QU Chunyu (CHN)		
					23 XU Hongzhi (CHN)		
					15 DOLGOPOLOVA Mariya (UKR)		
					27 DJEMAL Aydin (GBR)		
		3	Team A	3	11 SHIM Suk Hee (KOR)	4:26.352	
					25 MARTINEZ Yoann (FRA)		
					1 BRANTNER Melanie (AUT)		
					34 AYRAPETYAN Denis (RUS)		
					Team H		PEN
					13 GAMORINA Anna (RUS)		
					31 LIM Hyo Jun (KOR)		
12 SOET Aafke (NED)							
24 PROKOP Michal (CZE)							

LEGEND
PEN Penalty