

London Organising Committee of the
Olympic Games and Paralympic Games Limited



Official results book
Table Tennis
28 July – 8 August





Medallists by Event

Médaillés par épreuve

As of WED 8 AUG 2012

AFTER 4 OF 4 EVENTS

Event	Date	Medal	Name	NOC Code
Men's Team	WED 8 AUG	GOLD	MA Long WANG Hao ZHANG Jike	CHN
		SILVER	JOO Saehyuk OH Sangeun RYU Seungmin	KOR
		BRONZE	BOLL Timo OVTCHAROV Dimitrij STEGER Bastian	GER
Women's Team	TUE 7 AUG	GOLD	DING Ning GUO Yue LI Xiaoxia	CHN
		SILVER	FUKUHARA Ai HIRANO Sayaka ISHIKAWA Kasumi	JPN
		BRONZE	FENG Tianwei LI Jiawei WANG Yuegu	SIN
Men's Singles	THU 2 AUG	GOLD	ZHANG Jike	CHN
		SILVER	WANG Hao	CHN
		BRONZE	OVTCHAROV Dimitrij	GER
Women's Singles	WED 1 AUG	GOLD	LI Xiaoxia	CHN
		SILVER	DING Ning	CHN
		BRONZE	FENG Tianwei	SIN



Medal Standings
Classement des médailles

As of WED 8 AUG 2012

AFTER 4 OF 4 EVENTS

Rank	NOC	Men				Women				Total				Rank by Total
		G	S	B	Tot	G	S	B	Tot	G	S	B	Tot	
1	CHN - People's Republic of China	2	1		3	2	1		3	4	2		6	1
2	JPN - Japan						1		1		1		1	=4
2	KOR - Republic of Korea		1		1						1		1	=4
4	GER - Germany			2	2							2	2	=2
4	SIN - Singapore							2	2			2	2	=2
Total		2	2	2	6	2	2	2	6	4	4	4	12	

LEGEND														
=	Equal sign indicates that two or more NOCs share the same rank by total	B	Bronze	G	Gold	S	Silver							
Tot	Total													



Competition Officials

Officiels de compétition

As of WED 25 JUL 2012 / At 11:13

Function	Name	NOC
Jury:		
ITTF Jury Chairman	BURTON Bruce	CAN - Canada
Africa	EL SALHY Khaled	EGY - Egypt
Asia	SHAHAZI Shahrokh	IRI - Islamic Republic of Iran
Europe	MATKOVIC Aleksandar	SRB - Serbia
Latin America	BORGES Oswaldo	VEN - Venezuela
North America	CAVANAUGH Mike	USA - United States of America
Oceania	GILLMANN Patrick	NCL - New Caledonia
Chief Referee	(non-voting member)	
Technical Delegates	IRELAND Graeme	AUS - Australia
	YAO Zhenxu	CHN - People's Republic of China
Chief Referee	ZWIPP Michael	GER - Germany
Deputy Referees	BASSYOUNI Mohamed	EGY - Egypt
	FERRER FERREIRA Maria	BRA - Brazil
	SHERLOCK Stuart	GBR - Great Britain
Racket Control	KUENETH Torsten	GER - Germany
	LAU Joseph	SIN - Singapore
	LINEROS Federico	ESP - Spain
Umpires	ALMENDARIZ Freddy	ECU - Ecuador
	BONGELLI Paola	ITA - Italy
	COLOVIC Predrag	MKD - The Former Yugoslav Republic of Macedonia
	LANASRI Said	ALG - Algeria
	LARROZA Andres	PAR - Paraguay
	le PAPE Gerard	FRA - France
	LENTZ Genevieve	RSA - South Africa
	LO Mun Ho	HKG - Hong Kong, China
	MACKEY John	GBR - Great Britain
	MANO Takako	JPN - Japan
	MEZEK Gregor	SLO - Slovenia
	MOELLER Claudia	GER - Germany
	PARK In Sook	KOR - Republic of Korea
	PURCELL Tom	GBR - Great Britain
	RAMOS Rachel	PHI - Philippines
	ROMAN Enrique	PUR - Puerto Rico
	SABBAGHIAN Hamid Reza	IRI - Islamic Republic of Iran
	SCARR Val	NZL - New Zealand
	SORENSEN Allan	DEN - Denmark
	STRODE Mick	GBR - Great Britain
	TANG Norman	CAN - Canada
	WEINSTEIN Saul	USA - United States of America
	WHITAKER Jonathan	GBR - Great Britain
	WU Fei	CHN - People's Republic of China



Competition Officials

Officiels de compétition

As of WED 25 JUL 2012 / At 11:13

Function	Name	NOC
National Technical Officials	DAVIES Ron	GBR - Great Britain
	EDWARDS Gillian	GBR - Great Britain
	FOOTE Ben	GBR - Great Britain
	FRASER Margot	GBR - Great Britain
	GOULDEN Dave	GBR - Great Britain
	MERCER Alex	GBR - Great Britain
	MORRIS Matthew	GBR - Great Britain
	O'NEILL Catherine	GBR - Great Britain
	OYLER Simon	GBR - Great Britain
	REID Lynda	GBR - Great Britain
	SMITH Steve	GBR - Great Britain
	STEEPLES Cathy	GBR - Great Britain
	THOMAS Nathan	GBR - Great Britain
WELCH Margaret	GBR - Great Britain	
WHITAKER Corinna	GBR - Great Britain	
Medical Officer	KAHN Jean-Francois	FRA - France



Entry List by NOC
Liste des inscrits par CNO

REVISED
4 AUG 14:03

As of SAT 4 AUG 2012

NOC/ Gender	Name	Date of Birth	Event Participation, How Qualified (World Ranking for Singles)			
			MS	MT	WS	WT
ARG	Argentina					
	M LIU Song	12 MAY 1972	CQ (120)			
AUS	Australia					
	M FRANK Robert	22 JAN 1990		Qq		
	M HAN Justin	9 AUG 1991	CQ (386)	Qs		
	M HENZELL William	23 MAR 1982	CQ (130)	Qs		
	F LAY Jian Fang	6 MAR 1973			CQ (130)	Qs
	F MIAO Miao	14 JAN 1981			CQ (199)	Qs
	F TAN Vivian	17 SEP 1977				Qq
AUT	Austria					
	M CHEN Weixing	27 APR 1972	QR (32)	Qs		
	M GARDOS Robert	16 JAN 1979		Qq		
	M SCHLAGER Werner	28 SEP 1972	QR (47)	Qs		
	F LI Qiangbing	30 APR 1985			CQ (64)	Qs
	F LIU Jia	16 FEB 1982			QR (45)	Qs
	F SOLJA Amelie	29 SEP 1990				Qq
BEL	Belgium					
	M SAIVE Jean-Michel	17 NOV 1969	QR (86)			
BLR	Belarus					
	M SAMSONOV Vladimir	17 APR 1976	QR (14)			
	F PAVLOVICH Viktoria	8 MAY 1978			QR (23)	
	F PRIVALOVA Aleksandra	29 OCT 1987			CQ (99)	
BRA	Brazil					
	M HOYAMA Hugo	9 MAY 1969	CQ (217)	Qq		
	M MONTEIRO Thiago	15 JUN 1981		Qq		
	M TSUBOI Gustavo	31 MAY 1985	CQ (104)	Qq		
	F GUI Lin	1 OCT 1993				Qq
	F KUMAHARA Caroline	27 JUL 1995			CQ (192)	Qq
	F SILVA Ligia	6 MAR 1981			CQ (228)	Qq
CAN	Canada					
	M HINSE Pierre-Luc	7 SEP 1987	CQ (305)	Qs		
	M HO Andre	11 APR 1992	CQ (393)	Qs		
	M WANG Eugene	13 NOV 1985		Qq		
	F ZHANG Mo	17 JAN 1989			CQ (171)	

LEGEND			
CQ	Continental Qualification	F	Female
MS	Men's Singles	MT	Men's Team
QR	World Ranking	Qs	Qualified for Singles
WT	Women's Team	M	Male
		Qq	Qualified for Team only
		WS	Women's Singles



NOC/ Gender	Name	Date of Birth	Event Participation, How Qualified (World Ranking for Singles)			
			MS	MT	WS	WT
CGO	Congo					
	M IDOWU Saheed	3 JAN 1990	CQ (423)			
	M SAKA Suraju	5 MAY 1976	CQ (319)			
	F HAN Xing	8 NOV 1989			CQ (178)	
CHI	Chile					
	F RODRIGUEZ Berta	24 JUN 1971			CQ (321)	
CHN	People's Republic of China					
	M MA Long	20 OCT 1988		Qq		
	M WANG Hao	15 DEC 1983	QR (4)	Qs		
	M ZHANG Jike	16 FEB 1988	QR (1)	Qs		
	F DING Ning	20 JUN 1990			QR (1)	Qs
	F GUO Yue	17 JUL 1988				Qq
	F LI Xiaoxia	16 JAN 1988			QR (3)	Qs
CMR	Cameroon					
	F HANFFOU Sarah	8 OCT 1986			CQ (269)	
COL	Colombia					
	F MEDINA Paula	12 APR 1989			CQ (195)	
CRO	Croatia					
	M GACINA Andrej	21 MAY 1986	WQE (58)			
	M PRIMORAC Zoran	10 MAY 1969	QR (66)			
	F MOLNAR Cornelia	26 NOV 1983			CQ (104)	
	F TIAN Yuan	12 JAN 1975			CQ (108)	
CUB	Cuba					
	M PEREIRA Andy	31 AUG 1989	CQ (203)			
CZE	Czech Republic					
	F HADACOVA Dana	3 SEP 1983			WQE (87)	
	F VACENOVSKA Iveta	22 MAR 1986			QR (55)	
DEN	Denmark					
	M BENTSEN Allan	21 AUG 1968	WQE (113)			
	M MAZE Michael	1 SEP 1981	QR (23)			
	F SKOV Mie	24 MAY 1986			CQ (76)	
DJI	Djibouti					
	F HASSAN FARAH Yasmin	22 SEP 1993			TPC (-)	

LEGEND			
CQ	Continental Qualification	F	Female
MS	Men's Singles	MT	Men's Team
QR	World Ranking	Qs	Qualified for Singles
WQE	Final World Qualification Event	WS	Women's Singles
		M	Male
		Qq	Qualified for Team only
		TPC	Tripartite Commission Place
		WT	Women's Team



NOC/ Gender	Name	Date of Birth	Event Participation, How Qualified (World Ranking for Singles)			
			MS	MT	WS	WT
DOM	Dominican Republic					
	M LIN Ju	1 SEP 1979	CQ (99)			
EGY	Egypt					
	M ASSAR Omar	22 JUL 1991	CQ (209)	Qs		
	M LASHIN El-Sayed	9 FEB 1980	CQ (123)	Qs		
	M SALEH Ahmed	14 NOV 1979		Qs		
	F ELDAWLATLY Nadeen	22 JUN 1993			CQ (279)	Qs
	F MAGDY Raghd	7 MAR 1983				Qq
	F MESHREF Dina	10 MAR 1994			CQ (160)	Qs
ESP	Spain					
	M HE Zhiwen	31 MAY 1962	CQ (68)			
	M MACHADO Carlos	18 JUN 1980	WQE (80)			
	F DVORAK Galia	1 APR 1988				Qq
	F RAMIREZ Sara	4 SEP 1987			WQE (83)	Qs
	F SHEN Yanfei	24 DEC 1979			QR (17)	Qs
FRA	France					
	M MATTENET Adrien	15 OCT 1987	QR (26)			
	F LI Xue	14 APR 1985			QR (72)	
	F XIAN Yifang	20 AUG 1977			CQ (75)	
GBR	Great Britain					
	M BAGGALEY Andrew	26 FEB 1983		HST		
	M DRINKHALL Paul	16 JAN 1990	HST (107)	HST		
	M PITCHFORD Liam	12 JUL 1993		HST		
	F LIU Na	7 FEB 1983				HST
	F PARKER Joanna	10 JUN 1987			HST (119)	HST
	F SIBLEY Kelly	21 MAY 1988				HST
GER	Germany					
	M BOLL Timo	8 MAR 1981	QR (7)	Qs		
	M OVTCHAROV Dimitrij	2 SEP 1988	QR (12)	Qs		
	M STEGER Bastian	19 MAR 1981		Qq		
	F IVANCAN Irene	22 JUL 1983				Qq
	F SILBEREISEN Kristin	14 MAR 1985			QR (47)	Qs
	F WU Jiaduo	19 SEP 1977			QR (16)	Qs

LEGEND					
CQ	Continental Qualification	F	Female	HST	Host Country Place
M	Male	MS	Men's Singles	MT	Men's Team
Qq	Qualified for Team only	QR	World Ranking	Qs	Qualified for Singles
WQE	Final World Qualification Event	WS	Women's Singles	WT	Women's Team



NOC/ Gender	Name	Date of Birth	Event Participation, How Qualified (World Ranking for Singles)			
			MS	MT	WS	WT
GRE	Greece					
	M GIONIS Panagiotis	7 JAN 1980	QR (38)			
	M KREANGA Kalinikos	8 MAR 1972	QR (67)			
HKG	Hong Kong, China					
	M JIANG Tianyi	28 FEB 1988	QR (20)	Qs		
	M LEUNG Chu Yan	21 APR 1979		Qq		
	M TANG Peng	4 FEB 1981	QR (32)	Qs		
	F JIANG Huajun	8 OCT 1984			QR (20)	Qs
	F LEE Ho Ching	24 NOV 1992				Qq
	F TIE Yana	13 MAY 1979			QR (10)	Qs
HUN	Hungary					
	M PATTANTYUS Adam	10 OCT 1978	CQ (80)			
	M ZWICKL Daniel	30 AUG 1984	CQ (131)			
	F POTA Georgina	13 JAN 1985			CQ (48)	
	F TOTH Krisztina	29 MAY 1974			QR (84)	
IND	India					
	M GHOSH Soumyajit	10 MAY 1993	CQ (206)			
	F DAS Ankita	17 JUL 1993			CQ (221)	
IRI	Islamic Republic of Iran					
	M ALAMIYAN Noshad	21 NOV 1991	CQ (77)			
	F SHAHSAVARI Neda	21 SEP 1986			CQ (491)	
ITA	Italy					
	M BOBOCICA Mihai	8 SEP 1986	WQE (96)			
	F TAN Wenling	28 OCT 1972			CQ (91)	
JPN	Japan					
	M KISHIKAWA Seiya	21 MAY 1987	QR (21)	Qs		
	M MIZUTANI Jun	9 JUN 1989	QR (5)	Qs		
	M NIWA Koki	10 OCT 1994		Qq		
	F FUKUHARA Ai	1 NOV 1988			QR (7)	Qs
	F HIRANO Sayaka	24 MAR 1985				Qq
	F ISHIKAWA Kasumi	23 FEB 1993			QR (6)	Qs

LEGEND			
CQ	Continental Qualification	F	Female
MS	Men's Singles	MT	Men's Team
QR	World Ranking	Qs	Qualified for Singles
WS	Women's Singles	WT	Women's Team
		M	Male
		Qq	Qualified for Team only
		WQE	Final World Qualification Event



REVISED
4 AUG 14:03

NOC/ Gender	Name	Date of Birth	Event Participation, How Qualified (World Ranking for Singles)			
			MS	MT	WS	WT
KOR	Republic of Korea					
	M JOO Saehyuk	20 JAN 1980	QR (10)	Qs		
	M OH Sangeun	13 APR 1977	QR (11)	Qs		
	M RYU Seungmin	5 AUG 1982		Qq		
	F DANG Yeseo	27 APR 1981				Qq
	F KIM Kyungah	25 MAY 1977			QR (5)	Qs
	F PARK Miyoung	17 NOV 1981			QR (33)	
	F SEOK Hajung	11 JAN 1985				Qq
KUW	Kuwait					
	M ALHASAN Ibrahim	22 AUG 1986	CQ (228)			
LAT	Latvia					
	M BURGIS Matiss	31 AUG 1989	WQE (106)			
LIB	Lebanon					
	F MOUMJOGHLIAN Tvin	21 JUL 1989			CQ (922)	
LUX	Luxembourg					
	F NI Xia Lian	4 JUL 1963			QR (43)	
MEX	Mexico					
	F SILVA Yadira	24 DEC 1985			CQ (233)	
NED	Netherlands					
	F LI Jiao	15 JAN 1973			QR (20)	Qs
	F LI Jie	6 MAR 1984			QR (28)	Qs
	F TIMINA Elena	8 MAY 1969				Qq
NGR	Nigeria					
	M ARUNA Quadri	9 AUG 1988	CQ (236)			
	M TORIOLA Segun	18 SEP 1974	CQ (170)			
	F EDEM Offiong	31 DEC 1986			CQ (352)	
	F OSHONAIKE Olufunke	28 OCT 1975			CQ (292)	
PAR	Paraguay					
	M AGUIRRE Marcelo	21 JAN 1993	CQ (205)			
POL	Poland					
	M WANG Zengyi	24 JUN 1983	WQE (87)			
	F GRZYBOWSKA Katarzyna	30 APR 1989				Qs
	F LI Qian	30 JUL 1986			QR (30)	Qs
	F PARTYKA Natalia	27 JUL 1989			CQ (68)	Qs

LEGEND			
CQ	Continental Qualification	F	Female
MS	Men's Singles	MT	Men's Team
QR	World Ranking	Qs	Qualified for Singles
WS	Women's Singles	WT	Women's Team
		M	Male
		Qq	Qualified for Team only
		WQE	Final World Qualification Event



NOC/ Gender	Name	Date of Birth	Event Participation, How Qualified (World Ranking for Singles)			
			MS	MT	WS	WT
POR	Portugal					
	M APOLONIA Tiago	28 JUL 1986		Qs		
	M FREITAS Marcos	8 APR 1988	CQ (31)	Qs		
	M MONTEIRO Joao	29 AUG 1983	CQ (39)	Qs		
	F HUANG MENDES Lei	14 AUG 1982			WQE (141)	
PRK	Democratic People's Republic of Korea					
	M JANG Song Man	17 AUG 1985		Qq		
	M KIM Hyok Bong	28 OCT 1985	CQ (77)	Qs		
	M KIM Song Nam	17 DEC 1992	CQ (181)	Qs		
	F KIM Jong	19 APR 1989			QR (53)	Qs
	F RI Mi Gyong	30 SEP 1990				Qq
	F RI Myong Sun	26 JAN 1992			CQ (34)	Qs
QAT	Qatar					
	F MOHAMED Aia	1 AUG 1994			TPC (1014)	
ROU	Romania					
	M CRISAN Adrian	7 MAY 1980	QR (27)			
	F DODEAN Daniela	13 JAN 1988			QR (42)	
	F SAMARA Elizabeta	15 APR 1989			QR (52)	
RUS	Russian Federation					
	M SHIBAEV Alexander	9 SEP 1990	QR (29)	Qs		
	M SKACHKOV Kirill	6 AUG 1987		Qq		
	M SMIRNOV Alexey	9 OCT 1977	QR (46)	Qs		
	F NOSKOVA Yana	2 FEB 1994			WQE (82)	
	F TIKHOMIROVA Anna	4 DEC 1984			WQE (57)	
SIN	Singapore					
	M GAO Ning	11 OCT 1982	QR (15)	Qs		
	M YANG Zi	19 JUN 1984	QR (54)	Qs		
	M ZHAN Jian	30 JAN 1982		Qq		
	F FENG Tianwei	31 AUG 1986			QR (8)	Qs
	F LI Jiawei	9 AUG 1981				Qq
	F WANG Yuegu	10 JUN 1980			QR (11)	Qs
SLO	Slovenia					
	M TOKIC Bojan	13 JAN 1981	QR (36)			

LEGEND			
CQ	Continental Qualification	F	Female
MS	Men's Singles	MT	Men's Team
QR	World Ranking	Qs	Qualified for Singles
WQE	Final World Qualification Event	WS	Women's Singles
		M	Male
		Qq	Qualified for Team only
		TPC	Tripartite Commission Place
		WT	Women's Team



NOC/ Gender	Name	Date of Birth	Event Participation, How Qualified (World Ranking for Singles)			
			MS	MT	WS	WT
SRB	Serbia					
	M JEVTOMIC Marko	5 JAN 1987	CQ (126)			
	M KARAKASEVIC Aleksandar	9 DEC 1975	CQ (42)			
SWE	Sweden					
	M GERELL Par	23 JUN 1982	QR (80)	Qs		
	M LUNDQVIST Jens	29 AUG 1979		Qq		
	M PERSSON Jorgen	22 APR 1966	QR (90)	Qs		
THA	Thailand					
	F KOMWONG Nanthana	13 SEP 1980			CQ (93)	
TOG	Togo					
	M AGBETOGLO Mawussi	24 DEC 1993	TPC (552)			
TPE	Chinese Taipei					
	M CHUANG Chih-Yuan	2 APR 1981	QR (8)			
	F CHEN Szu-Yu	1 AUG 1993			CQ (57)	
	F HUANG Yi-Hua	20 JUL 1984			QR (44)	
TUR	Turkey					
	M VANG Bora	9 APR 1987	WQE (71)			
	F HU Melek	27 JAN 1989			QR (98)	
UKR	Ukraine					
	M DIDUKH Oleksandr	12 FEB 1982	WQE (90)			
	M ZHMUDENKO Yaroslav	24 SEP 1988	WQE (77)			
	F BILENKO Tetyana	23 NOV 1983			WQE (112)	
	F PESOTSKA Margaryta	9 AUG 1991			CQ (54)	
USA	United States of America					
	M WANG Timothy	17 AUG 1991	CQ (408)			
	F HSING Ariel	29 NOV 1995			CQ (115)	Qs
	F WU Erica	15 MAY 1996				Qq
	F ZHANG Lily	16 JUN 1996			CQ (139)	Qs
VAN	Vanuatu					
	M SHING Yoshua	20 JUN 1993	CQ (1221)			
	F LULU Anolyn	3 JAN 1979			CQ (931)	
VEN	Venezuela					
	F RAMOS Fabiola	15 SEP 1977			CQ (268)	

LEGEND			
CQ	Continental Qualification	F	Female
MS	Men's Singles	MT	Men's Team
QR	World Ranking	Qs	Qualified for Singles
WQE	Final World Qualification Event	WS	Women's Singles
		M	Male
		Qq	Qualified for Team only
		TPC	Tripartite Commission Place
		WT	Women's Team



Table Tennis
Tennis de table



REVISED
4 AUG 14:03

NOC/ Gender Name	Date of Birth	Event Participation, How Qualified (World Ranking for Singles)			
		MS	MT	WS	WT

NOTES
(nnn) in "Event Participation" represents the player's singles world ranking as of July 2012.
All corrections are available in INFO.

LEGEND
MS Men's Singles **MT** Men's Team **WS** Women's Singles
WT Women's Team

Due to injury PARK Miyoung (KOR) has been replaced in the Women's Team event by DANG Yeseo (KOR).



Table Tennis
Tennis de table

Men's Singles
Simple hommes



Entry List by Event
Liste des inscrits par épreuve

As of WED 25 JUL 2012

NOC	How Qualified	Name	Date of Birth
ARG - Argentina	CQ (120)	LIU Song	12 MAY 1972
AUS - Australia	CQ (386)	HAN Justin	9 AUG 1991
	CQ (130)	HENZELL William	23 MAR 1982
AUT - Austria	QR (32)	CHEN Weixing	27 APR 1972
	QR (47)	SCHLAGER Werner	28 SEP 1972
BEL - Belgium	QR (86)	SAIVE Jean-Michel	17 NOV 1969
BLR - Belarus	QR (14)	SAMSONOV Vladimir	17 APR 1976
BRA - Brazil	CQ (217)	HOYAMA Hugo	9 MAY 1969
	CQ (104)	TSUBOI Gustavo	31 MAY 1985
CAN - Canada	CQ (305)	HINSE Pierre-Luc	7 SEP 1987
	CQ (393)	HO Andre	11 APR 1992
CGO - Congo	CQ (423)	IDOWU Saheed	3 JAN 1990
	CQ (319)	SAKA Suraju	5 MAY 1976
CHN - People's Republic of China	QR (4)	WANG Hao	15 DEC 1983
	QR (1)	ZHANG Jike	16 FEB 1988
CRO - Croatia	WQE (58)	GACINA Andrej	21 MAY 1986
	QR (66)	PRIMORAC Zoran	10 MAY 1969
CUB - Cuba	CQ (203)	PEREIRA Andy	31 AUG 1989
DEN - Denmark	WQE (113)	BENTSEN Allan	21 AUG 1968
	QR (23)	MAZE Michael	1 SEP 1981
DOM - Dominican Republic	CQ (99)	LIN Ju	1 SEP 1979
EGY - Egypt	CQ (209)	ASSAR Omar	22 JUL 1991
	CQ (123)	LASHIN El-Sayed	9 FEB 1980
ESP - Spain	CQ (68)	HE Zhiwen	31 MAY 1962
	WQE (80)	MACHADO Carlos	18 JUN 1980
FRA - France	QR (26)	MATTENET Adrien	15 OCT 1987

LEGEND					
CQ	Continental Qualification	QR	World Ranking	WQE	Final World Qualification Event



Table Tennis
Tennis de table

Men's Singles
Simple hommes



NOC	How Qualified	Name	Date of Birth
GBR - Great Britain	HST (107)	DRINKHALL Paul	16 JAN 1990
GER - Germany	QR (7)	BOLL Timo	8 MAR 1981
	QR (12)	OVTCHAROV Dimitrij	2 SEP 1988
GRE - Greece	QR (38)	GIONIS Panagiotis	7 JAN 1980
	QR (67)	KREANGA Kalinikos	8 MAR 1972
HKG - Hong Kong, China	QR (20)	JIANG Tianyi	28 FEB 1988
	QR (32)	TANG Peng	4 FEB 1981
HUN - Hungary	CQ (80)	PATTANTYUS Adam	10 OCT 1978
	CQ (131)	ZWICKL Daniel	30 AUG 1984
IND - India	CQ (206)	GHOSH Soumyajit	10 MAY 1993
IRI - Islamic Republic of Iran	CQ (77)	ALAMIYAN Noshad	21 NOV 1991
ITA - Italy	WQE (96)	BOBOCICA Mihai	8 SEP 1986
JPN - Japan	QR (21)	KISHIKAWA Seiya	21 MAY 1987
	QR (5)	MIZUTANI Jun	9 JUN 1989
KOR - Republic of Korea	QR (10)	JOO Saehyuk	20 JAN 1980
	QR (11)	OH Sangeun	13 APR 1977
KUW - Kuwait	CQ (228)	ALHASAN Ibrahim	22 AUG 1986
LAT - Latvia	WQE (106)	BURGIS Matiss	31 AUG 1989
NGR - Nigeria	CQ (236)	ARUNA Quadri	9 AUG 1988
	CQ (170)	TORIOLA Segun	18 SEP 1974
PAR - Paraguay	CQ (205)	AGUIRRE Marcelo	21 JAN 1993
POL - Poland	WQE (87)	WANG Zengyi	24 JUN 1983
POR - Portugal	CQ (31)	FREITAS Marcos	8 APR 1988
	CQ (39)	MONTEIRO Joao	29 AUG 1983

LEGEND					
CQ	Continental Qualification	HST	Host Country Place	QR	World Ranking
WQE	Final World Qualification Event				



Table Tennis
Tennis de table

Men's Singles
Simple hommes



NOC	How Qualified	Name	Date of Birth
PRK - Democratic People's Republic of Korea	CQ (77)	KIM Hyok Bong	28 OCT 1985
	CQ (181)	KIM Song Nam	17 DEC 1992
ROU - Romania	QR (27)	CRISAN Adrian	7 MAY 1980
RUS - Russian Federation	QR (29)	SHIBAEV Alexander	9 SEP 1990
	QR (46)	SMIRNOV Alexey	9 OCT 1977
SIN - Singapore	QR (15)	GAO Ning	11 OCT 1982
	QR (54)	YANG Zi	19 JUN 1984
SLO - Slovenia	QR (36)	TOKIC Bojan	13 JAN 1981
SRB - Serbia	CQ (126)	JEVTOVIC Marko	5 JAN 1987
	CQ (42)	KARAKASEVIC Aleksandar	9 DEC 1975
SWE - Sweden	QR (80)	GERELL Par	23 JUN 1982
	QR (90)	PERSSON Jorgen	22 APR 1966
TOG - Togo	TPC (552)	AGBETOGLO Mawussi	24 DEC 1993
TPE - Chinese Taipei	QR (8)	CHUANG Chih-Yuan	2 APR 1981
TUR - Turkey	WQE (71)	VANG Bora	9 APR 1987
UKR - Ukraine	WQE (90)	DIDUKH Oleksandr	12 FEB 1982
	WQE (77)	ZHMUDENKO Yaroslav	24 SEP 1988
USA - United States of America	CQ (408)	WANG Timothy	17 AUG 1991
VAN - Vanuatu	CQ (1221)	SHING Yoshua	20 JUN 1993

NOTES
All changes are available in INFO.
(nnn) in "How Qualified" represents the player's singles world ranking as of July 2012.

LEGEND
CQ Continental Qualification **QR** World Ranking **TPC** Tripartite Commission Place
WQE Final World Qualification Event



ExCeL - North Arena 1
ExCeL - North Arena 1

SAT 28 JUL 2012
9:45

Table Tennis
Tennis de table

Men's Singles
Simple hommes

Preliminary Round
Tour éliminatoire



Draw
Tableau

	Preliminary Round	NOC Code	To First Round
Match 1	ALHASAN Ibrahim	KUW	ALHASAN Ibrahim 4-2 (11:3 8:11 7:11 13:11 11:6 11:6)
	IDOWU Saheed	CGO	
Match 2	HAN Justin	AUS	HAN Justin 4-2 (9:11 11:7 11:1 8:11 11:8 11:9)
	AGBETOGLO Mawussi	TOG	
Match 3	TORIOLA Segun	NGR	TORIOLA Segun 4-1 (9:11 11:5 11:6 11:5 12:10)
	HO Andre	CAN	
Match 4	KIM Song Nam	PRK	KIM Song Nam 4-0 (11:5 11:4 11:7 11:4)
	WANG Timothy	USA	
Match 5	PEREIRA Andy	CUB	PEREIRA Andy 4-0 (11:2 11:2 11:3 11:3)
	SHING Yoshua	VAN	



ExCeL - North Arena 1
ExCeL - North Arena 1

SAT 28 JUL 2012
16:00

Table Tennis
Tennis de table

Men's Singles
Simple hommes

Initial Rounds
Tours preliminaires



Draw Tableau

First Round	NOC Code	Second Round	NOC Code	Third Round	NOC Code	To Fourth Round
				ZHANG Jike (1)	CHN	
MACHADO Carlos	ESP	VANG Bora	TUR	VANG B	TUR	ZHANG JK 4-0 (11:8 11:8 11:5 11:7)
ARUNA Quadri	NGR	ARUNA Q	NGR	4-2 (6:11 10:12 12:10 11:2 12:10 12:10)		
				SAMSONOV Vladimir (9)	BLR	
PATTANTYUS Adam	HUN	MONTEIRO Joao	POR	HENZELL W	AUS	SAMSONOV V 4-3 (12:10 8:11 11:13 11:9 11:9 8:11 11:7)
HENZELL William	AUS	HENZELL W	AUS	4-2 (2:11 11:8 11:9 11:6 6:11 12:10)		
				JIANG Tianyi (11)	HKG	
BURGIS Matiss	LAT	SMIRNOV Alexey	RUS	SMIRNOV A	RUS	JIANG T 4-1 (11:9 11:5 6:11 12:10 12:10)
HINSE Pierre-Luc	CAN	BURGIS M	LAT	4-0 (11:5 11:5 11:4 11:9)		
				JOO Saehyuk (6)	KOR	
TSUBOI Gustavo	BRA	KIM Hyok Bong	PRK	KIM HB	PRK	KIM HB 4-2 (11:5 6:11 8:11 11:7 11:8 15:13)
GHOSH Soumyajit	IND	GHOSH S	IND	4-1 (9:11 11:6 11:5 11:9 11:7)		
				OVTCHAROV Dimitrij (8)	GER	
DRINKHALL Paul	GBR	YANG Zi	SIN	DRINKHALL P	GBR	OVTCHAROV D 4-0 (11:8 11:5 11:9 11:4)
ALHASAN Ibrahim	KUW	DRINKHALL P	GBR	4-1 (11:7 11:7 11:8 4:11 11:9)		
				MATTENET Adrien (14)	FRA	
DIDUKH Oleksandr	UKR	CHEN Weixing	AUT	CHEN W	AUT	CHEN W 4-0 (11:3 16:14 11:6 11:9)
AGUIRRE Marcelo	PAR	DIDUKH O	UKR	4-0 (11:7 11:5 11:6 11:7)		
				MAZE Michael (13)	DEN	
SAIVE Jean-Michel	BEL	KREANGA Kalinikos	GRE	KREANGA K	GRE	MAZE M 4-1 (12:10 11:6 11:8 8:11 11:3)
JEVTOVIC Marko	SRB	SAIVE JM	BEL	4-1 (5:11 11:3 11:9 11:7 11:8)		
				MIZUTANI Jun (3)	JPN	
GERELL Par	SWE	PRIMORAC Zoran	CRO	LASHIN ES	EGY	MIZUTANI J 4-1 (11:4 9:11 11:9 11:5 11:6)
LASHIN El-Sayed	EGY	LASHIN ES	EGY	4-3 (11:6 8:11 12:10 5:11 10:12 11:9 11:8)		

NOTES

Top half of draw (page 1 of 2)

LEGEND

(x) (Seeding number 1 to 16)



ExCeL - North Arena 1
ExCeL - North Arena 1

SAT 28 JUL 2012
16:00

Table Tennis
Tennis de table

Men's Singles
Simple hommes

Initial Rounds
Tours preliminaires



Draw Tableau

First Round	NOC Code	Second Round	NOC Code	Third Round	NOC Code	To Fourth Round
				BOLL Timo (4)	GER	
ALAMIYAN Noshad	IRI	TANG Peng	HKG	ALAMIYAN N	IRI	BOLL T 4-0 (11:8 11:5 12:10 12:10)
HAN Justin	AUS	ALAMIYAN N	IRI	4-3 (11:8 11:5 7:11 11:9 8:11 5:11 12:10)		
				CRISAN Adrian (15)	ROU	
WANG Zengyi	POL	HE Zhiwen	ESP	HE Z	ESP	CRISAN A 4-2 (5:11 11:8 11:5 9:11 11:8 11:9)
HOYAMA Hugo	BRA	WANG Z	POL	4-3 (8:11 9:11 7:11 11:8 11:3 11:5 14:12)		
				SHIBAEV Alexander (16)	RUS	
PERSSON Jorgen	SWE	GACINA Andrej	CRO	GACINA A	CRO	GACINA A 4-3 (11:6 11:7 9:11 11:8 8:11 9:11 11:8)
TORIOLA Segun	NGR	PERSSON J	SWE	4-0 (11:5 11:6 11:7 11:4)		
				CHUANG Chih-Yuan (5)	TPE	
BENTSEN Allan	DEN	KARAKASEVIC Aleksandar	SRB	ZWICKL D	HUN	CHUANG CY 4-0 (11:8 11:8 11:6 11:9)
ZWICKL Daniel	HUN	ZWICKL D	HUN	4-1 (12:10 12:10 10:12 11:8 12:10)		
				OH Sangeun (7)	KOR	
LIN Ju	DOM	FREITAS Marcos	POR	FREITAS M	POR	OH S 4-0 (11:8 11:6 11:2 11:8)
KIM Song Nam	PRK	LIN J	DOM	4-0 (11:6 11:5 12:10 11:3)		
				KISHIKAWA Seiya (12)	JPN	
ZHMUDENKO Yaroslav	UKR	GIONIS Panagiotis	GRE	GIONIS P	GRE	KISHIKAWA S 4-3 (11:7 7:11 11:9 8:11 11:7 8:11 12:10)
ASSAR Omar	EGY	ASSAR O	EGY	4-0 (11:5 11:9 11:7 11:9)		
				GAO Ning (10)	SIN	
LIU Song	ARG	TOKIC Bojan	SLO	TOKIC B	SLO	GAO N 4-0 (11:7 11:7 11:5 14:12)
SAKA Suraju	CGO	LIU S	ARG	4-3 (11:0 7:11 11:7 11:6 3:11 9:11 11:8)		
				WANG Hao (2)	CHN	
BOBOCICA Mihai	ITA	SCHLAGER Werner	AUT	SCHLAGER W	AUT	WANG H 4-1 (11:3 8:11 11:9 11:8 11:9)
PEREIRA Andy	CUB	BOBOCICA M	ITA	4-2 (10:12 11:9 5:11 11:8 14:12 12:10)		

NOTES

Bottom half of draw (page 2 of 2)

LEGEND

(x) (Seeding number 1 to 16)



ExCeL - North Arena 1
ExCeL - North Arena 1

MON 30 JUL 2012
19:00

Table Tennis
Tennis de table

Men's Singles
Simple hommes

Final Rounds
Tours finaux



Draw
Tableau

Fourth Round	NOC Code	Quarterfinals	NOC Code	Semifinals	NOC Code	Finals	NOC Code
ZHANG Jike (1)	CHN						
SAMSONOV Vladimir (9)	BLR	ZHANG JK CHN 4-3 (4:11 11:7 11:5 8:11 8:11 11:7 11:7)					
JIANG Tianyi (11)	HKG			ZHANG JK CHN 4-1 (11:4 8:11 11:4 11:9 11:6)			
KIM Hyok Bong	PRK	JIANG T HKG 4-3 (14:12 6:11 11:13 9:11 11:6 11:7 15:13)					
OVTCHAROV Dimitrij (8)	GER					ZHANG JK CHN 4-1 (11:8 11:3 5:11 11:9 11:8)	
CHEN Weixing	AUT	OVTCHAROV D GER 4-0 (11:8 16:14 11:8 11:5)					
MAZE Michael (13)	DEN			OVTCHAROV D GER 4-3 (11:8 12:10 1:11 9:11 9:11 11:6 11:9)			
MIZUTANI Jun (3)	JPN	MAZE M DEN 4-0 (11:7 11:6 11:4 11:6)					
BOLL Timo (4)	GER						
CRISAN Adrian (15)	ROU	CRISAN A ROU 4-1 (11:9 8:11 15:13 12:10 11:6)					
GACINA Andrej	CRO			CHUANG CY TPE 4-0 (11:3 11:4 11:4 11:5)			
CHUANG Chih-Yuan (5)	TPE	CHUANG CY TPE 4-2 (11:8 11:5 11:4 7:11 3:11 11:5)					
OH Sangeun (7)	KOR					WANG H CHN 4-1 (11:13 11:2 12:10 11:6 11:9)	
KISHIKAWA Seiya (12)	JPN	KISHIKAWA S JPN 4-1 (11:8 11:6 11:8 7:11 11:8)					
GAO Ning (10)	SIN			WANG H CHN 4-0 (11:4 11:5 11:3 11:5)			
WANG Hao (2)	CHN	WANG H CHN 4-1 (11:9 11:7 11:9 7:11 11:3)					
							GOLD
						ZHANG JK CHN 4-1 (18:16 11:5 11:6 10:12 13:11)	
							SILVER
						WANG H CHN	
							BRONZE
						OVTCHAROV D GER 4-2 (12:10 9:11 8:11 13:11 11:5 14:12)	
						CHUANG CY TPE	

LEGEND
(x) (Seeding number 1 to 16)



Match Results
Résultats du match

ALHASAN Ibrahim (KUW) 4-2 IDOWU Saheed (CGO)

Game Summary		Match	Game 1	Game 2	Game 3	Game 4	Game 5	Game 6	Game 7
ALHASAN Ibrahim	KUW	4	11	8	7	13	11	11	
IDOWU Saheed	CGO	2	3	11	11	11	6	6	
Duration:		31 min	4 min	5 min	4 min	7 min	4 min	5 min	

Match No : MS1 Table : 2

Umpires : COLOVIC Predrag (MKD) PARK In Sook (KOR)

Player Statistics	ALHASAN Ibrahim (KUW)							Match	IDOWU Saheed (CGO)							Match
	Game								Game							
	1	2	3	4	5	6	7		1	2	3	4	5	6	7	
Points won	11	8	7	13	11	11		61	3	11	11	11	6	6		48
Biggest lead	8	1	-	2	5	5		8	-	3	4	5	-	-		5
Points won on own serve	4	3	5	6	4	5		27	1	6	6	5	2	2		22
Points lost on own serve	2	5	5	6	4	4		26	5	5	2	7	7	6		32
Most consecutive points won	6	2	2	4	5	3		6	1	3	4	6	2	2		6
Greatest deficit overcome	-	-	-	5	-	-		5	-	1	-	-	-	-		1
Handedness/Grip	Right/Shakehand								Right/Shakehand							

Game/Match Statistics	Game							Match
	1	2	3	4	5	6	7	
Longest rally (strokes)	17	15	18	16	9	11		18
Average rally	6	6	6	6	6	7		6

Game Progress

1	ALHASAN Ibrahim (KUW)	0	*2	3	*4	5	*7	9	11							
	IDOWU Saheed (CGO)	0	0	*1	2	*3	3	*3	3							
2	ALHASAN Ibrahim (KUW)	0	1	*2	3	*4	5	*5	6	*8	8					8
	IDOWU Saheed (CGO)	*0	*1	2	*3	4	*5	7	*8	8	*10	11				
3	ALHASAN Ibrahim (KUW)	*0	*1	2	*3	4	*4	4	*5	7	7					
	IDOWU Saheed (CGO)	0	1	*2	3	*4	6	*8	9	*9	11					
4	ALHASAN Ibrahim (KUW)	*0	1	*1	1	*2	3	*4	6	*7	8	*10	10	*11	12	13
	IDOWU Saheed (CGO)	0	*1	3	*5	6	*7	8	*8	9	*10	10	*11	11	*11	11
5	ALHASAN Ibrahim (KUW)	0	*2	3	*4	4	*6	8	*9	10	11					
	IDOWU Saheed (CGO)	*0	0	*1	2	*4	4	*4	5	*6	6					
6	ALHASAN Ibrahim (KUW)	*0	1	*3	4	*6	6	*7	9	*10	11					
	IDOWU Saheed (CGO)	0	*1	1	*2	2	*4	5	*5	6	6					

NOTES

The "Greatest deficit overcome" only applies when the player ends up winning the game.

LEGEND

MS Men's Singles * Server



Match Results

Résultats du match

HAN Justin (AUS) 4-2 AGBETOGLO Mawussi (TOG)

Game Summary		Match	Game 1	Game 2	Game 3	Game 4	Game 5	Game 6	Game 7
HAN Justin	AUS	4	9	11	11	8	11	11	
AGBETOGLO Mawussi	TOG	2	11	7	1	11	8	9	
Duration:		35 min	6 min	7 min	3 min	6 min	5 min	5 min	

Match No : MS2 Table : 3

Umpires : STRODE Mick (GBR) MEZEK Gregor (SLO)

Player Statistics	HAN Justin (AUS)							Match	AGBETOGLO Mawussi (TOG)							Match
	Game								Game							
	1	2	3	4	5	6	7		1	2	3	4	5	6	7	
Points won	9	11	11	8	11	11		61	11	7	1	11	8	9		47
Biggest lead	1	4	10	2	6	3		10	3	1	-	3	1	2		3
Points won on own serve	6	5	5	6	7	6		35	7	4	0	7	6	5		29
Points lost on own serve	4	3	1	4	2	4		18	3	6	6	2	4	5		26
Most consecutive points won	3	4	10	3	3	5		10	3	2	1	4	5	2		5
Greatest deficit overcome	-	1	-	-	1	2		2	1	-	-	2	-	-		2
Handedness/Grip	Right/Shakehand								Right/Shakehand							

Game/Match Statistics	Game							Match
	1	2	3	4	5	6	7	
Longest rally (strokes)	10	12	10	11	6	8		12
Average rally	5	5	4	5	4	4		4

Game Progress

1	HAN Justin (AUS)	0	*1	2	*3	3	*4	6	*6	8	*8	9
	AGBETOGLO Mawussi (TOG)	*0	1	*2	3	*5	6	*6	8	*8	10	11
2	HAN Justin (AUS)	0	1	*2	3	*5	6	*7	8	*9	11	
	AGBETOGLO Mawussi (TOG)	*0	*1	2	*3	3	*4	5	*6	7	7	
3	HAN Justin (AUS)	0	*2	4	*6	8	*10	11				
	AGBETOGLO Mawussi (TOG)	*0	0	*0	0	*0	0	1				
4	HAN Justin (AUS)	*0	2	*2	3	*4	6	*7	7	*7	8	8
	AGBETOGLO Mawussi (TOG)	0	*0	2	*3	4	*4	5	*7	9	*10	11
5	HAN Justin (AUS)	0	*1	3	*4	6	*7	9	*9	9	*10	11
	AGBETOGLO Mawussi (TOG)	*0	1	*1	2	*2	3	*3	5	*7	8	8
6	HAN Justin (AUS)	*0	1	*2	3	*3	5	*7	8	*9	10	11
	AGBETOGLO Mawussi (TOG)	0	*1	2	*3	5	*5	5	*6	7	*8	9

NOTES

The "Greatest deficit overcome" only applies when the player ends up winning the game.

LEGEND

MS Men's Singles * Server



ExCeL - North Arena 1
ExCeL - North Arena 1

SAT 28 JUL 2012
10:30

Table Tennis
Tennis de table

Men's Singles
Simple hommes

Preliminary Round
Tour éliminatoire



Match Results

Résultats du match

TORIOLA Segun (NGR) 4-1 HO Andre (CAN)

Game Summary		Match	Game 1	Game 2	Game 3	Game 4	Game 5	Game 6	Game 7
TORIOLA Segun	NGR	4	9	11	11	11	12		
HO Andre	CAN	1	11	5	6	5	10		
Duration:		41 min	5 min	5 min	5 min	4 min	7 min		

Match No : MS3 Table : 3

Umpires : LO Mun Ho (HKG) MOELLER Claudia (GER)

Player Statistics	TORIOLA Segun (NGR)								Match	HO Andre (CAN)								Match	
	Game									Match	Game								
	1	2	3	4	5	6	7	8			1	2	3	4	5	6	7		8
Points won	9	11	11	11	12				54	11	5	6	5	10				37	
Biggest lead	1	6	5	6	2				6	2	1	2	-	4				4	
Points won on own serve	6	3	7	5	7				28	7	0	5	2	6				20	
Points lost on own serve	4	5	1	3	4				17	3	8	4	6	5				26	
Most consecutive points won	3	3	6	6	5				6	3	2	3	2	5				5	
Greatest deficit overcome	-	1	2	-	4				4	1	-	-	-	-				1	
Handedness/Grip	Right/Shakehand									Right/Shakehand									

Game/Match Statistics	Game								Match
	1	2	3	4	5	6	7	8	
Longest rally (strokes)	8	12	11	9	14				14
Average rally	5	6	6	5	5				5

Game Progress

1	TORIOLA Segun (NGR)	0	*0	1	*2	4	*4	6	*7	8	*9	9		
	HO Andre (CAN)	*0	2	*3	4	*4	6	*6	7	*8	9	11		
2	TORIOLA Segun (NGR)	*0	1	*3	4	*6	6	*8	9	11				
	HO Andre (CAN)	0	*1	1	*2	2	*4	4	*5	5				
3	TORIOLA Segun (NGR)	0	*1	2	*2	4	*6	8	*8	10	11			
	HO Andre (CAN)	*0	1	*2	4	*4	4	*4	6	*6	6			
4	TORIOLA Segun (NGR)	*0	2	*4	6	*7	7	*9	10	11				
	HO Andre (CAN)	0	*0	0	*0	1	*3	3	*4	5				
5	TORIOLA Segun (NGR)	0	*1	1	*1	3	*4	5	*5	7	*9	10	*11	12
	HO Andre (CAN)	*0	1	*3	5	*5	6	*7	9	*9	9	*10	10	10

NOTES

The "Greatest deficit overcome" only applies when the player ends up winning the game.

LEGEND

MS Men's Singles * Server



ExCeL - North Arena 1
ExCeL - North Arena 1

SAT 28 JUL 2012
10:30

Table Tennis
Tennis de table

Men's Singles
Simple hommes

Preliminary Round
Tour éliminatoire



Match Results

Résultats du match

KIM Song Nam (PRK) 4-0 WANG Timothy (USA)

Game Summary		Match	Game 1	Game 2	Game 3	Game 4	Game 5	Game 6	Game 7
KIM Song Nam	PRK	4	11	11	11	11			
WANG Timothy	USA	0	5	4	7	4			
Duration:		25 min	5 min	4 min	5 min	4 min			

Match No : MS4 Table : 1

Umpires : WHITAKER Jonathan (GBR) SABBAGHIAN Hamid Reza (IRI)

Player Statistics	KIM Song Nam (PRK)								Match	WANG Timothy (USA)								Match
	Game									Game								
	1	2	3	4	5	6	7			1	2	3	4	5	6	7		
Points won	11	11	11	11					44	5	4	7	4					20
Biggest lead	6	7	5	7					7	3	1	-	-					3
Points won on own serve	6	6	5	6					23	3	2	3	2					10
Points lost on own serve	2	2	4	2					10	5	5	6	5					21
Most consecutive points won	6	4	5	5					6	3	2	3	1					3
Greatest deficit overcome	3	1	-	-					3	-	-	-	-					-
Handedness/Grip	Right/Shakehand									Right/Shakehand								

Game/Match Statistics	Game								Match
	1	2	3	4	5	6	7		
Longest rally (strokes)	11	9	8	18					18
Average rally	4	4	4	5					4

Game Progress

1	KIM Song Nam (PRK)	0	*0	1	*3	5	*6	8	*10	11	WANG Timothy (USA)	*0	2	*3	3	*3	4	*4	4	5		
2	KIM Song Nam (PRK)	*0	1	*3	4	*6	8	*8	10	11	WANG Timothy (USA)	0	*1	1	*2	2	*2	4	*4	4		
3	KIM Song Nam (PRK)	0	*2	2	*4	6	7	*7	9	*10	11	WANG Timothy (USA)	*0	0	*2	2	*2	*3	5	*5	6	7
4	KIM Song Nam (PRK)	*0	2	*4	5	*6	7	*8	10	11	WANG Timothy (USA)	0	*0	0	*1	2	*3	4	*4	4		

NOTES

The "Greatest deficit overcome" only applies when the player ends up winning the game.

LEGEND

MS Men's Singles

* Server



Match Results

Résultats du match

PEREIRA Andy (CUB) 4-0 SHING Yoshua (VAN)

Game Summary		Match	Game 1	Game 2	Game 3	Game 4	Game 5	Game 6	Game 7
PEREIRA Andy	CUB	4	11	11	11	11			
SHING Yoshua	VAN	0	2	2	3	3			
Duration:		15 min	2 min	3 min	3 min	3 min			

Match No : MS5 Table : 2

Umpires : LENTZ Genevieve (RSA) ROMAN Enrique (PUR)

Player Statistics	PEREIRA Andy (CUB)							Match	SHING Yoshua (VAN)							Match
	Game								Game							
	1	2	3	4	5	6	7		1	2	3	4	5	6	7	
Points won	11	11	11	11				44	2	2	3	3				10
Biggest lead	9	9	8	8				9	-	1	1	-				1
Points won on own serve	7	5	6	4				22	2	1	1	1				5
Points lost on own serve	0	1	2	2				5	4	6	5	7				22
Most consecutive points won	7	10	5	4				10	1	1	1	1				1
Greatest deficit overcome	-	1	1	-				1	-	-	-	-				-
Handedness/Grip	Left/Shakehand								Right/Shakehand							

Game/Match Statistics	Game							Match
	1	2	3	4	5	6	7	
Longest rally (strokes)	3	7	7	8				8
Average rally	2	3	4	4				3

Game Progress

1	PEREIRA Andy (CUB)	*0	2	*4	6	*7	9	*10	11
	SHING Yoshua (VAN)	0	*0	0	*0	1	*1	2	2
2	PEREIRA Andy (CUB)	0	*1	2	*4	6	*8	10	11
	SHING Yoshua (VAN)	*0	1	*2	2	*2	2	*2	2
3	PEREIRA Andy (CUB)	*0	1	*3	5	*6	7	*9	11
	SHING Yoshua (VAN)	0	*1	1	*1	2	*3	3	3
4	PEREIRA Andy (CUB)	0	*2	3	*5	6	*8	10	11
	SHING Yoshua (VAN)	*0	0	*1	1	*2	2	*2	3

NOTES

The "Greatest deficit overcome" only applies when the player ends up winning the game.

LEGEND

MS Men's Singles * Server



Match Results

Résultats du match

ARUNA Quadri (NGR) 4-2 MACHADO Carlos (ESP)

Game Summary		Match	Game 1	Game 2	Game 3	Game 4	Game 5	Game 6	Game 7
ARUNA Quadri	NGR	4	6	11	3	13	11	11	
MACHADO Carlos	ESP	2	11	6	11	11	8	6	
Duration:		44 min	5 min	5 min	5 min	7 min	6 min	7 min	

Match No : MS6 Table : 1

Umpires : LENTZ Genevieve (RSA) ROMAN Enrique (PUR)

Player Statistics	ARUNA Quadri (NGR)							Match	MACHADO Carlos (ESP)							Match
	Game								Game							
	1	2	3	4	5	6	7		1	2	3	4	5	6	7	
Points won	6	11	3	13	11	11		55	11	6	11	11	8	6		53
Biggest lead	3	7	-	4	3	5		7	5	-	8	3	1	-		8
Points won on own serve	5	5	3	7	7	5		32	7	3	6	6	5	3		30
Points lost on own serve	4	3	5	5	3	3		23	1	6	0	6	4	6		23
Most consecutive points won	3	5	1	7	4	3		7	8	3	6	4	3	1		8
Greatest deficit overcome	-	-	-	3	1	-		3	3	-	-	-	-	-		3
Handedness/Grip	Right/Shakehand								Right/Shakehand							

Game/Match Statistics	Game							Match
	1	2	3	4	5	6	7	
Longest rally (strokes)	12	12	19	16	8	28		28
Average rally	4	5	6	5	4	9		6

Game Progress

1	ARUNA Quadri (NGR)	*0 2 *2 4 *5 6 *6 6 *6 6
	MACHADO Carlos (ESP)	0 *0 2 *2 3 *4 6 *8 10 11
2	ARUNA Quadri (NGR)	0 *2 4 *5 6 *7 9 *10 10 11
	MACHADO Carlos (ESP)	*0 0 *0 1 *2 3 *3 4 *6 6
3	ARUNA Quadri (NGR)	*0 1 *1 2 *2 2 *2 3
	MACHADO Carlos (ESP)	0 *1 3 *4 6 *8 10 11
4	ARUNA Quadri (NGR)	0 *0 1 *2 3 *4 6 *8 10 *10 10 *11 11 *12 13
	MACHADO Carlos (ESP)	*0 2 *3 4 *5 6 *6 6 *6 8 *10 10 *11 11 11
5	ARUNA Quadri (NGR)	*0 2 *2 3 *5 6 *6 7 *8 10 11
	MACHADO Carlos (ESP)	0 *0 2 *3 3 *4 6 *7 8 *8 8
6	ARUNA Quadri (NGR)	0 *2 3 *4 5 *6 7 *8 10 11
	MACHADO Carlos (ESP)	*0 0 *1 2 *3 4 *5 6 *6 6

NOTES

The "Greatest deficit overcome" only applies when the player ends up winning the game.

LEGEND

MS Men's Singles * Server



ExCeL - North Arena 1
ExCeL - North Arena 1

SAT 28 JUL 2012
16:00

Table Tennis
Tennis de table

Men's Singles
Simple hommes

First Round
1er tour



Match Results

Résultats du match

HENZELL William (AUS) 4-1 PATTANTYUS Adam (HUN)

Game Summary		Match	Game 1	Game 2	Game 3	Game 4	Game 5	Game 6	Game 7
HENZELL William	AUS	4	13	11	11	6	11		
PATTANTYUS Adam	HUN	1	11	8	9	11	9		
Duration:		46 min	8 min	8 min	8 min	6 min	8 min		

Match No : MS7 Table : 4

Umpires : le PAPE Gerard (FRA) TANG Norman (CAN)

Player Statistics	HENZELL William (AUS)							Match	PATTANTYUS Adam (HUN)							Match
	Game								Game							
	1	2	3	4	5	6	7		1	2	3	4	5	6	7	
Points won	13	11	11	6	11			52	11	8	9	11	9			48
Biggest lead	3	3	4	-	2			4	3	-	-	5	2			5
Points won on own serve	8	7	7	2	4			28	7	5	6	4	3			25
Points lost on own serve	4	3	3	7	6			23	5	4	4	4	7			24
Most consecutive points won	4	3	4	4	3			4	5	2	3	4	3			5
Greatest deficit overcome	3	-	-	-	2			3	-	-	-	-	-			-
Handedness/Grip	Right/Shakehand								Right/Shakehand							

Game/Match Statistics	Game							Match
	1	2	3	4	5	6	7	
Longest rally (strokes)	16	15	12	14	23			23
Average rally	5	6	5	5	7			5

Game Progress

1	HENZELL William (AUS)	0	*1	3	*4	4	*4	6	*6	7	*9	10	*10	11	*12	13
	PATTANTYUS Adam (HUN)	*0	1	*1	2	*4	6	*6	8	*9	9	*10	11	*11	11	11
2	HENZELL William (AUS)	*0	1	*2	4	*4	6	*7	8	*9	10	11				
	PATTANTYUS Adam (HUN)	0	*1	2	*2	4	*4	5	*6	7	*8	8				
3	HENZELL William (AUS)	0	*2	4	*4	6	*7	7	*8	10	*10	11				
	PATTANTYUS Adam (HUN)	*0	0	*0	2	*2	3	*5	6	*6	8	9				
4	HENZELL William (AUS)	*0	0	*1	1	*2	3	*5	6	*6	6					
	PATTANTYUS Adam (HUN)	0	*2	3	*5	6	*7	7	*8	10	11					
5	HENZELL William (AUS)	0	*2	2	*3	4	*5	5	*7	8	*9	11				
	PATTANTYUS Adam (HUN)	*0	0	*2	3	*4	5	*7	7	*8	9	9				

NOTES

The "Greatest deficit overcome" only applies when the player ends up winning the game.

LEGEND

MS Men's Singles * Server



ExCeL - North Arena 1
ExCeL - North Arena 1

SAT 28 JUL 2012
16:00

Table Tennis
Tennis de table

Men's Singles
Simple hommes

First Round
1er tour



Match Results

Résultats du match

BURGIS Matiss (LAT) 4-3 HINSE Pierre-Luc (CAN)

Game Summary		Match	Game 1	Game 2	Game 3	Game 4	Game 5	Game 6	Game 7
BURGIS Matiss	LAT	4	14	11	7	9	13	15	11
HINSE Pierre-Luc	CAN	3	12	2	11	11	11	17	8
Duration:		70 min	8 min	4 min	7 min	7 min	9 min	14 min	6 min

Match No : MS8 Table : 3

Umpires : LANASRI Said (ALG) ALMENDARIZ Freddy (ECU)

Player Statistics	BURGIS Matiss (LAT)								Match	HINSE Pierre-Luc (CAN)								Match
	Game							Match		Game							Match	
	1	2	3	4	5	6	7			1	2	3	4	5	6	7		
Points won	14	11	7	9	13	15	11	80	12	2	11	11	11	17	8	72		
Biggest lead	3	9	1	-	2	4	3	9	2	-	4	4	3	2	2	4		
Points won on own serve	6	5	3	6	8	8	6	42	5	1	4	7	7	9	4	37		
Points lost on own serve	7	1	7	4	4	8	4	35	8	6	4	3	5	7	5	38		
Most consecutive points won	5	8	2	4	3	3	5	8	4	1	4	3	5	3	3	5		
Greatest deficit overcome	2	-	-	-	3	-	2	3	-	-	1	-	-	4	-	4		
Handedness/Grip	Right/Shakehand								Right/Shakehand									

Game/Match Statistics	Game							Match
	1	2	3	4	5	6	7	
Longest rally (strokes)	16	11	6	13	11	12	10	16
Average rally	4	4	4	6	5	5	5	4

Game Progress

1	BURGIS Matiss (LAT)	*0	0	*1	2	*4	6	*7	8	*9	10	*10	10	*11	11	*12	13	14	
	HINSE Pierre-Luc (CAN)	0	*2	3	*4	4	*4	5	*6	7	*8	10	*11	11	*12	12	*12	12	
2	BURGIS Matiss (LAT)	0	*1	3	*5	7	*9	10	11										
	HINSE Pierre-Luc (CAN)	*0	1	*1	1	*1	1	*2	2										
3	BURGIS Matiss (LAT)	*0	1	*2	2	*3	4	*5	6	*7	7								
	HINSE Pierre-Luc (CAN)	0	*1	2	*4	5	*6	7	*8	9	11								
4	BURGIS Matiss (LAT)	0	*0	1	*1	3	*5	5	*6	8	*8	9							
	HINSE Pierre-Luc (CAN)	*0	2	*3	5	*5	5	*7	8	*8	10	11							
5	BURGIS Matiss (LAT)	*0	1	*2	4	*4	4	*5	6	*7	9	*10	11	*11	12	13			
	HINSE Pierre-Luc (CAN)	0	*1	2	*2	4	*6	7	*8	9	*9	10	*10	11	*11	11			
6	BURGIS Matiss (LAT)	0	*2	3	*5	6	*6	7	*7	8	*9	10	*10	11	*12	12	*12	13	*13
	HINSE Pierre-Luc (CAN)	*0	0	*1	1	*2	4	*5	7	*8	9	*10	11	*11	11	*12	13	*13	14
		14	*15	15	*15	15													
		*14	14	*15	16	17													
7	BURGIS Matiss (LAT)	*0	1	*2	3	*3	5	*7	8	*9	10	11							
	HINSE Pierre-Luc (CAN)	0	*1	2	*3	5	*5	5	*6	7	*8	8							

NOTES

The "Greatest deficit overcome" only applies when the player ends up winning the game.

LEGEND

MS Men's Singles * Server



ExCeL - North Arena 1
ExCeL - North Arena 1

SAT 28 JUL 2012
16:00

Table Tennis
Tennis de table

Men's Singles
Simple hommes

First Round
1er tour



Match Results

Résultats du match

GHOSH Soumyajit (IND) 4-2 TSUBOI Gustavo (BRA)

Game Summary		Match	Game 1	Game 2	Game 3	Game 4	Game 5	Game 6	Game 7
GHOSH Soumyajit	IND	4	11	14	7	12	5	12	
TSUBOI Gustavo	BRA	2	9	12	11	10	11	10	
Duration:		56 min	6 min	9 min	5 min	8 min	4 min	8 min	

Match No : MS9 Table : 2

Umpires : LO Mun Ho (HKG) MOELLER Claudia (GER)

Player Statistics	GHOSH Soumyajit (IND)							Match	TSUBOI Gustavo (BRA)							Match
	Game								Game							
	1	2	3	4	5	6	7		1	2	3	4	5	6	7	
Points won	11	14	7	12	5	12		61	9	12	11	10	11	10		63
Biggest lead	4	3	-	3	-	2		4	-	2	4	2	6	2		6
Points won on own serve	7	8	6	8	2	6		37	6	7	9	7	5	5		39
Points lost on own serve	3	5	2	3	6	5		24	4	6	1	4	3	6		24
Most consecutive points won	3	4	2	3	3	3		4	4	4	2	4	4	4		4
Greatest deficit overcome	-	2	-	2	-	2		2	-	-	-	-	-	-		-
Handedness/Grip	Right/Shakehand								Left/Shakehand							

Game/Match Statistics	Game							Match
	1	2	3	4	5	6	7	
Longest rally (strokes)	8	11	10	12	7	17		17
Average rally	4	4	4	4	4	5		4

Game Progress

1	GHOSH Soumyajit (IND)	0	*1	3	*4	6	*6	6	*7	8	*9	11						
	TSUBOI Gustavo (BRA)	*0	1	*1	2	*2	4	*6	7	*8	9	9						
2	GHOSH Soumyajit (IND)	*0	1	*3	3	*3	5	*7	8	*9	10	*10	11	*11	12	*12	13	14
	TSUBOI Gustavo (BRA)	0	*1	1	*3	5	*5	5	*6	7	*8	10	*10	11	*11	12	*12	12
3	GHOSH Soumyajit (IND)	0	*0	2	*2	4	*4	5	*6	7	7							
	TSUBOI Gustavo (BRA)	*0	2	*2	4	*4	6	*7	8	*9	11							
4	GHOSH Soumyajit (IND)	*0	1	*1	3	*4	6	*7	8	*8	9	*10	11	12				
	TSUBOI Gustavo (BRA)	0	*1	3	*3	4	*4	5	*6	8	*9	10	*10	10				
5	GHOSH Soumyajit (IND)	0	*0	0	*2	3	*4	5	*5	5								
	TSUBOI Gustavo (BRA)	*0	2	*4	4	*5	6	*7	9	11								
6	GHOSH Soumyajit (IND)	*0	1	*2	3	*5	6	*7	7	*7	9	*10	11	12				
	TSUBOI Gustavo (BRA)	0	*1	2	*3	3	*4	5	*7	9	*9	10	*10	10				

NOTES

The "Greatest deficit overcome" only applies when the player ends up winning the game.

LEGEND

MS Men's Singles * Server



ExCeL - North Arena 1
ExCeL - North Arena 1

SAT 28 JUL 2012
16:45

Table Tennis
Tennis de table

Men's Singles
Simple hommes

First Round
1er tour



Match Results

Résultats du match

DRINKHALL Paul (GBR) 4-0 ALHASAN Ibrahim (KUW)

Game Summary		Match	Game 1	Game 2	Game 3	Game 4	Game 5	Game 6	Game 7
DRINKHALL Paul	GBR	4	11	12	11	11			
ALHASAN Ibrahim	KUW	0	9	10	9	4			
Duration:		27 min	5 min	7 min	6 min	6 min			

Match No : MS10 Table : 2

Umpires : PARK In Sook (KOR) COLOVIC Predrag (MKD)

Player Statistics	DRINKHALL Paul (GBR)								Match	ALHASAN Ibrahim (KUW)								Match
	Game									Game								
	1	2	3	4	5	6	7			1	2	3	4	5	6	7		
Points won	11	12	11	11					45	9	10	9	4					32
Biggest lead	3	3	3	7					7	1	3	3	1					3
Points won on own serve	5	5	6	5					21	4	4	5	1					14
Points lost on own serve	5	6	4	3					18	6	7	5	6					24
Most consecutive points won	3	5	4	5					5	3	3	4	1					4
Greatest deficit overcome	1	3	3	1					3	-	-	-	-					-
Handedness/Grip	Right/Shakehand									Right/Shakehand								

Game/Match Statistics	Game							Match
	1	2	3	4	5	6	7	
Longest rally (strokes)	14	13	18	12				18
Average rally	6	6	7	7				6

Game Progress

1	DRINKHALL Paul (GBR)	0	*1	2	*4	5	*6	6	*7	8	*9	11	ALHASAN Ibrahim (KUW)	*0	1	*2	2	*3	4	*6	7	*8	9	9				
2	DRINKHALL Paul (GBR)	*0	0	*1	3	*5	5	*7	8	*9	10	*10	11	12	ALHASAN Ibrahim (KUW)	0	*2	3	*3	3	*5	5	*6	7	*8	10	*10	10
3	DRINKHALL Paul (GBR)	0	*1	1	*2	3	*4	6	*7	9	*10	11	ALHASAN Ibrahim (KUW)	*0	1	*3	4	*5	6	*6	7	*7	8	9				
4	DRINKHALL Paul (GBR)	*0	1	*3	4	*6	8	*9	10	11	ALHASAN Ibrahim (KUW)	0	*1	1	*2	2	*2	3	*4	4								

NOTES

The "Greatest deficit overcome" only applies when the player ends up winning the game.

LEGEND

MS Men's Singles * Server



Match Results

Résultats du match

DIDUKH Oleksandr (UKR) 4-3 AGUIRRE Marcelo (PAR)

Game Summary		Match	Game 1	Game 2	Game 3	Game 4	Game 5	Game 6	Game 7
DIDUKH Oleksandr	UKR	4	11	7	10	11	11	7	11
AGUIRRE Marcelo	PAR	3	7	11	12	4	7	11	9
Duration:		48 min	6 min	5 min	7 min	5 min	6 min	6 min	7 min

Match No : MS11 Table : 1

Umpires : SORENSEN Allan (DEN) WEINSTEIN Saul (USA)

Player Statistics	DIDUKH Oleksandr (UKR)								Match	AGUIRRE Marcelo (PAR)								Match
	Game							Match		Game							Match	
	1	2	3	4	5	6	7			1	2	3	4	5	6	7		
Points won	11	7	10	11	11	7	11	68	7	11	12	4	7	11	9	61		
Biggest lead	5	-	3	7	5	1	3	7	-	4	2	1	1	5	4	5		
Points won on own serve	8	3	6	5	6	4	6	38	5	6	7	2	3	7	5	35		
Points lost on own serve	2	5	5	2	4	4	4	26	3	4	4	6	5	3	5	30		
Most consecutive points won	5	2	3	5	5	4	7	7	3	3	4	2	5	5	5	5		
Greatest deficit overcome	-	-	-	1	1	-	4	4	-	-	3	-	-	1	-	3		
Handedness/Grip	Right/Shakehand									Left/Shakehand								

Game/Match Statistics	Game							Match
	1	2	3	4	5	6	7	
Longest rally (strokes)	14	9	6	8	13	11	12	14
Average rally	4	4	3	4	5	5	5	4

Game Progress

1	DIDUKH Oleksandr (UKR)	*0	2	*4	5	*5	7	*8	9	*9	11			
	AGUIRRE Marcelo (PAR)	0	*0	0	*1	3	*3	4	*5	7	7			
2	DIDUKH Oleksandr (UKR)	0	*0	2	*3	3	*4	5	*6	6	7			
	AGUIRRE Marcelo (PAR)	*0	2	*2	3	*5	6	*7	8	*10	11			
3	DIDUKH Oleksandr (UKR)	*0	2	*2	4	*5	6	*6	6	*8	9	*10	10	10
	AGUIRRE Marcelo (PAR)	0	*0	2	*2	3	*4	6	*8	8	*9	10	*11	12
4	DIDUKH Oleksandr (UKR)	0	*1	2	*4	5	*7	9	*10	11				
	AGUIRRE Marcelo (PAR)	*0	1	*2	2	*3	3	*3	4	4				4
5	DIDUKH Oleksandr (UKR)	*0	1	*3	5	*6	7	*7	7	*9	11			
	AGUIRRE Marcelo (PAR)	0	*1	1	*1	2	*3	5	*7	7	7			
6	DIDUKH Oleksandr (UKR)	0	*1	1	*1	2	*3	5	*6	7	7			
	AGUIRRE Marcelo (PAR)	*0	1	*3	5	*6	7	*7	8	*9	11			
7	DIDUKH Oleksandr (UKR)	*0	0	*0	2	*4	6	*7	7	*7	9	11		
	AGUIRRE Marcelo (PAR)	0	*2	4	*4	4	*4	5	*7	9	*9	9		

NOTES

The "Greatest deficit overcome" only applies when the player ends up winning the game.

LEGEND

MS Men's Singles

* Server



Match Results

Résultats du match

SAIVE Jean-Michel (BEL) 4-1 JEVTOVIC Marko (SRB)

Game Summary		Match	Game 1	Game 2	Game 3	Game 4	Game 5	Game 6	Game 7
SAIVE Jean-Michel	BEL	4	11	8	11	11	11		
JEVTOVIC Marko	SRB	1	3	11	7	6	8		
Duration:		37 min	4 min	6 min	7 min	5 min	6 min		

Match No : MS12 Table : 3

Umpires : PURCELL Tom (GBR) RAMOS Rachel (PHI)

Player Statistics	SAIVE Jean-Michel (BEL)							Match	JEVTOVIC Marko (SRB)							Match
	Game								Game							
	1	2	3	4	5	6	7		1	2	3	4	5	6	7	
Points won	11	8	11	11	11			52	3	11	7	6	8			35
Biggest lead	8	-	4	5	3			8	-	3	-	2	4			4
Points won on own serve	6	4	7	6	5			28	1	6	4	4	3			18
Points lost on own serve	2	5	3	2	5			17	5	4	4	5	6			24
Most consecutive points won	5	2	3	7	6			7	2	3	2	2	3			3
Greatest deficit overcome	-	-	-	2	4			4	-	-	-	-	-			-
Handedness/Grip	Right/Shakehand								Right/Shakehand							

Game/Match Statistics	Game							Match
	1	2	3	4	5	6	7	
Longest rally (strokes)	6	14	18	11	17			18
Average rally	4	6	6	4	7			6

Game Progress

1	SAIVE Jean-Michel (BEL)	*0	2	*4	5	*7	8	*9	11			
	JEVTOVIC Marko (SRB)	0	*0	0	*1	1	*2	3	3			
2	SAIVE Jean-Michel (BEL)	0	*1	1	*2	3	*4	5	*6	8	*8	8
	JEVTOVIC Marko (SRB)	*0	1	*3	4	*5	6	*7	8	*8	10	11
3	SAIVE Jean-Michel (BEL)	*0	2	*3	4	*5	6	*7	8	*9	11	
	JEVTOVIC Marko (SRB)	0	*0	1	*2	3	*4	5	*6	7	7	
4	SAIVE Jean-Michel (BEL)	0	*0	2	*4	6	*7	8	*9	10	11	
	JEVTOVIC Marko (SRB)	*0	2	*2	2	*2	3	*4	5	*6	6	
5	SAIVE Jean-Michel (BEL)	*0	0	*1	1	*3	5	*7	8	*8	10	11
	JEVTOVIC Marko (SRB)	0	*2	3	*5	5	*5	5	*6	8	*8	8

NOTES

The "Greatest deficit overcome" only applies when the player ends up winning the game.

LEGEND

MS Men's Singles * Server



Match Results
Résultats du match

LASHIN EI-Sayed (EGY) 4-3 GERELL Par (SWE)

Game Summary		Match	Game 1	Game 2	Game 3	Game 4	Game 5	Game 6	Game 7
LASHIN EI-Sayed	EGY	4	7	11	11	12	8	8	11
GERELL Par	SWE	3	11	4	8	10	11	11	9
Duration:		53 min	5 min	4 min	5 min	7 min	6 min	5 min	7 min

Match No : MS13 Table : 4

Umpires : MEZEK Gregor (SLO) STRODE Mick (GBR)

Player Statistics	LASHIN EI-Sayed (EGY)								Match	GERELL Par (SWE)								Match
	Game							Match		Game							Match	
	1	2	3	4	5	6	7			1	2	3	4	5	6	7		
Points won	7	11	11	12	8	8	11	68	11	4	8	10	11	11	9	64		
Biggest lead	-	7	5	3	1	4	2	7	6	1	-	2	3	3	2	6		
Points won on own serve	4	6	6	4	4	6	9	39	7	2	5	3	6	7	8	38		
Points lost on own serve	4	2	3	7	5	4	1	26	3	5	5	8	4	2	2	29		
Most consecutive points won	2	6	4	3	2	3	3	6	6	2	3	3	3	5	2	6		
Greatest deficit overcome	-	1	-	2	-	-	2	2	-	-	-	-	1	4	-	4		
Handedness/Grip	Right/Shakehand									Left/Shakehand								

Game/Match Statistics	Game							Match
	1	2	3	4	5	6	7	
Longest rally (strokes)	11	7	16	13	11	15	25	25
Average rally	4	4	6	5	5	5	6	5

Game Progress

1	LASHIN EI-Sayed (EGY)	0	*0	0	*0	2	*2	3	*5	6	7			
	GERELL Par (SWE)	*0	2	*4	6	*6	8	*9	9	*10	11			
2	LASHIN EI-Sayed (EGY)	*0	1	*2	4	*5	6	*8	10	11				
	GERELL Par (SWE)	0	*1	2	*2	3	*4	4	*4	4				
3	LASHIN EI-Sayed (EGY)	0	*2	3	*4	6	*7	8	*8	9	*10	11		
	GERELL Par (SWE)	*0	0	*1	2	*2	3	*4	6	*7	8	8		
4	LASHIN EI-Sayed (EGY)	*0	0	*2	3	*5	6	*7	8	*9	9	*10	11	12
	GERELL Par (SWE)	0	*2	2	*3	3	*4	5	*6	7	*9	10	*10	10
5	LASHIN EI-Sayed (EGY)	0	*1	2	*3	4	*5	6	*7	8	*8	8		
	GERELL Par (SWE)	*0	1	*2	3	*4	5	*6	7	*8	10	11		
6	LASHIN EI-Sayed (EGY)	*0	2	*3	5	*5	6	*7	8	*8	8	8		
	GERELL Par (SWE)	0	*0	1	*1	3	*4	5	*6	8	*10	11		
7	LASHIN EI-Sayed (EGY)	0	*0	1	*2	4	*4	6	*7	9	*9	11		
	GERELL Par (SWE)	*0	2	*3	4	*4	6	*6	7	*7	9	9		

NOTES

The "Greatest deficit overcome" only applies when the player ends up winning the game.

LEGEND

MS Men's Singles * Server



ExCeL - North Arena 1
ExCeL - North Arena 1

SAT 28 JUL 2012
19:00

Table Tennis
Tennis de table

Men's Singles
Simple hommes

First Round
1er tour



Match Results

Résultats du match

ALAMIYAN Noshad (IRI) 4-0 HAN Justin (AUS)

Game Summary		Match	Game 1	Game 2	Game 3	Game 4	Game 5	Game 6	Game 7
ALAMIYAN Noshad	IRI	4	11	11	11	13			
HAN Justin	AUS	0	5	7	7	11			
Duration:		23 min	4 min	4 min	5 min	7 min			

Match No : MS14 Table : 4

Umpires : MOELLER Claudia (GER) LO Mun Ho (HKG)

Player Statistics	ALAMIYAN Noshad (IRI)								Match	HAN Justin (AUS)								Match	
	Game									Match	Game								
	1	2	3	4	5	6	7	1			2	3	4	5	6	7			
Points won	11	11	11	13					46	5	7	7	11					30	
Biggest lead	7	4	4	3					7	-	1	1	2					2	
Points won on own serve	6	8	6	7					27	3	5	5	6					19	
Points lost on own serve	2	2	2	5					11	5	3	5	6					19	
Most consecutive points won	5	4	3	3					5	2	2	3	3					3	
Greatest deficit overcome	-	1	1	2					2	-	-	-	-					-	
Handedness/Grip	Left/Shakehand									Right/Shakehand									

Game/Match Statistics	Game							Match
	1	2	3	4	5	6	7	
Longest rally (strokes)	9	10	7	14				14
Average rally	3	4	4	5				4

Game Progress

1	ALAMIYAN Noshad (IRI)	0	*1	3	*5	6	*7	9	*10	11	HAN Justin (AUS)	*0	1	*1	1	*2	3	*3	4	5												
2	ALAMIYAN Noshad (IRI)	*0	2	*2	3	*4	6	*7	9	*10	11	HAN Justin (AUS)	0	*0	2	*3	4	*4	5	*5	6	7										
3	ALAMIYAN Noshad (IRI)	0	*2	3	*3	4	*5	7	*8	10	11	HAN Justin (AUS)	*0	0	*1	3	*4	5	*5	6	*6	7										
4	ALAMIYAN Noshad (IRI)	*0	1	*2	3	*3	4	*6	7	*9	10	*10	11	*11	12	13	HAN Justin (AUS)	0	*1	2	*3	5	*6	6	*7	7	*8	10	*10	11	*11	11

NOTES

The "Greatest deficit overcome" only applies when the player ends up winning the game.

LEGEND

MS Men's Singles * Server



ExCeL - North Arena 1
ExCeL - North Arena 1

SAT 28 JUL 2012
19:00

Table Tennis
Tennis de table

Men's Singles
Simple hommes

First Round
1er tour



Match Results

Résultats du match

WANG Zengyi (POL) 4-3 HOYAMA Hugo (BRA)

Game Summary		Match	Game 1	Game 2	Game 3	Game 4	Game 5	Game 6	Game 7
WANG Zengyi	POL	4	8	11	9	9	11	11	12
HOYAMA Hugo	BRA	3	11	9	11	11	5	8	10
Duration:		51 min	4 min	5 min	5 min	6 min	5 min	6 min	7 min

Match No : MS15 Table : 2

Umpires : SABBAGHIAN Hamid Reza (IRI) WHITAKER Jonathan (GBR)

Player Statistics	WANG Zengyi (POL)								HOYAMA Hugo (BRA)							
	Game							Match	Game							Match
	1	2	3	4	5	6	7		1	2	3	4	5	6	7	
Points won	8	11	9	9	11	11	12	71	11	9	11	11	5	8	10	65
Biggest lead	1	3	2	-	6	3	3	6	4	2	3	2	2	2	2	4
Points won on own serve	4	6	4	7	6	6	9	42	6	5	5	8	3	4	8	39
Points lost on own serve	5	4	6	3	2	4	2	26	4	5	5	2	5	5	3	29
Most consecutive points won	2	4	3	2	5	5	4	5	5	2	5	2	3	4	3	5
Greatest deficit overcome	-	2	-	-	2	2	2	2	1	-	2	-	-	-	-	2
Handedness/Grip	Right/Penholder								Left/Penholder							

Game/Match Statistics	Game							Match
	1	2	3	4	5	6	7	
Longest rally (strokes)	8	7	7	8	10	11	8	11
Average rally	3	4	3	4	4	4	3	4

Game Progress

1	WANG Zengyi (POL)	0	*1	2	*3	4	*4	4	*5	7	*8	8		
	HOYAMA Hugo (BRA)	*0	1	*2	3	*4	6	*8	9	*9	10	11		
2	WANG Zengyi (POL)	*0	0	*2	4	*4	5	*6	8	*9	10	11		
	HOYAMA Hugo (BRA)	0	*2	2	*2	4	*5	6	*6	7	*8	9		
3	WANG Zengyi (POL)	0	*1	2	*4	4	*4	5	*6	7	*8	9		
	HOYAMA Hugo (BRA)	*0	1	*2	2	*4	6	*7	8	*9	10	11		
4	WANG Zengyi (POL)	*0	0	*1	3	*3	5	*5	7	*8	9	9		
	HOYAMA Hugo (BRA)	0	*2	3	*3	5	*5	7	*7	8	*9	11		
5	WANG Zengyi (POL)	0	*1	2	*2	4	*6	7	*9	11				
	HOYAMA Hugo (BRA)	*0	1	*2	4	*4	4	*5	5	5				
6	WANG Zengyi (POL)	*0	0	*2	4	*4	6	*6	6	*8	10	11		
	HOYAMA Hugo (BRA)	0	*2	2	*2	4	*4	6	*8	8	*8	8		
7	WANG Zengyi (POL)	0	*2	3	*3	5	*5	6	*6	8	*8	10	*11	12
	HOYAMA Hugo (BRA)	*0	0	*1	3	*3	5	*6	8	*8	10	*10	10	10

NOTES

The "Greatest deficit overcome" only applies when the player ends up winning the game.

LEGEND

MS Men's Singles * Server



ExCeL - North Arena 1
ExCeL - North Arena 1

SAT 28 JUL 2012
19:00

Table Tennis
Tennis de table

Men's Singles
Simple hommes

First Round
1er tour



Match Results

Résultats du match

PERSSON Jorgen (SWE) 4-1 TORIOLA Segun (NGR)

Game Summary		Match	Game 1	Game 2	Game 3	Game 4	Game 5	Game 6	Game 7
PERSSON Jorgen	SWE	4	11	11	12	9	11		
TORIOLA Segun	NGR	1	8	7	10	11	6		
Duration:		35 min	5 min	5 min	7 min	6 min	5 min		

Match No : MS16 Table : 1

Umpires : WU Fei (CHN) SCARR Val (NZL)

Player Statistics	PERSSON Jorgen (SWE)								Match	TORIOLA Segun (NGR)								Match	
	Game									Match	Game								
	1	2	3	4	5	6	7	1			2	3	4	5	6	7			
Points won	11	11	12	9	11				54	8	7	10	11	6				42	
Biggest lead	3	4	2	3	5				5	-	-	4	3	1				4	
Points won on own serve	6	6	7	4	6				29	4	5	6	5	3				23	
Points lost on own serve	4	2	4	6	3				19	5	5	5	5	5				25	
Most consecutive points won	3	4	5	3	4				5	3	2	3	6	1				6	
Greatest deficit overcome	-	-	4	-	1				4	-	-	-	3	-				3	
Handedness/Grip	Right/Shakehand									Right/Shakehand									

Game/Match Statistics	Game								Match
	1	2	3	4	5	6	7		
Longest rally (strokes)	14	14	18	23	11				23
Average rally	5	6	6	6	5				5

Game Progress

1	PERSSON Jorgen (SWE)	*0	1	*2	4	*4	6	*7	7	*9	10	11		
	TORIOLA Segun (NGR)	0	*1	2	*2	4	*4	5	*7	7	*8	8		
2	PERSSON Jorgen (SWE)	0	*2	3	*3	5	*6	7	*7	9	11			
	TORIOLA Segun (NGR)	*0	0	*1	3	*3	4	*5	7	*7	7			
3	PERSSON Jorgen (SWE)	*0	0	*1	2	*2	4	*4	6	*7	8	*10	11	12
	TORIOLA Segun (NGR)	0	*2	3	*4	6	*6	8	*8	9	*10	10	*10	10
4	PERSSON Jorgen (SWE)	0	*2	3	*3	3	*4	5	*6	7	*8	9		
	TORIOLA Segun (NGR)	*0	0	*1	3	*5	6	*7	8	*9	10	11		
5	PERSSON Jorgen (SWE)	*0	1	*2	4	*5	6	*8	9	*10	11			
	TORIOLA Segun (NGR)	0	*1	2	*2	3	*4	4	*5	6	6			

NOTES

The "Greatest deficit overcome" only applies when the player ends up winning the game.

LEGEND

MS Men's Singles * Server



ExCeL - North Arena 1
ExCeL - North Arena 1

SAT 28 JUL 2012
19:00

Table Tennis
Tennis de table

Men's Singles
Simple hommes

First Round
1er tour



Match Results

Résultats du match

ZWICKL Daniel (HUN) 4-1 BENTSEN Allan (DEN)

Game Summary		Match	Game 1	Game 2	Game 3	Game 4	Game 5	Game 6	Game 7
ZWICKL Daniel	HUN	4	11	11	12	4	11		
BENTSEN Allan	DEN	1	9	7	10	11	8		
Duration:		38 min	6 min	5 min	7 min	5 min	6 min		

Match No : MS17 Table : 3

Umpires : ROMAN Enrique (PUR) LENTZ Genevieve (RSA)

Player Statistics	ZWICKL Daniel (HUN)							Match	BENTSEN Allan (DEN)							Match
	Game								Game							
	1	2	3	4	5	6	7		1	2	3	4	5	6	7	
Points won	11	11	12	4	11			49	9	7	10	11	8			45
Biggest lead	3	4	2	-	4			4	1	1	2	7	1			7
Points won on own serve	5	7	6	3	6			27	4	4	5	6	5			24
Points lost on own serve	5	3	5	5	3			21	6	4	6	1	5			22
Most consecutive points won	3	3	3	1	5			5	4	2	3	4	3			4
Greatest deficit overcome	1	1	2	-	1			2	-	-	-	-	-			-
Handedness/Grip	Right/Shakehand								Left/Shakehand							

Game/Match Statistics	Game							Match
	1	2	3	4	5	6	7	
Longest rally (strokes)	12	8	16	13	6			16
Average rally	4	4	5	6	3			4

Game Progress

1	ZWICKL Daniel (HUN)	0	*1	3	*4	4	*5	6	*8	9	*10	11		
	BENTSEN Allan (DEN)	*0	1	*1	2	*4	5	*6	6	*7	8	9		
2	ZWICKL Daniel (HUN)	*0	1	*3	4	*5	7	*7	8	*9	11			
	BENTSEN Allan (DEN)	0	*1	1	*2	3	*3	5	*6	7	7			
3	ZWICKL Daniel (HUN)	0	*1	2	*2	4	*5	6	*8	8	*9	10	*11	12
	BENTSEN Allan (DEN)	*0	1	*2	4	*4	5	*6	6	*8	9	*10	10	10
4	ZWICKL Daniel (HUN)	*0	0	*0	1	*2	3	*3	4	4				
	BENTSEN Allan (DEN)	0	*2	4	*5	6	*7	9	*10	11				
5	ZWICKL Daniel (HUN)	0	*1	3	*5	6	*6	7	*7	8	*10	11		
	BENTSEN Allan (DEN)	*0	1	*1	1	*2	4	*5	7	*8	8	8		

NOTES

The "Greatest deficit overcome" only applies when the player ends up winning the game.

LEGEND

MS Men's Singles * Server



Match Results
Résultats du match

LIN Ju (DOM) 4-3 KIM Song Nam (PRK)

Game Summary		Match	Game 1	Game 2	Game 3	Game 4	Game 5	Game 6	Game 7
LIN Ju	DOM	4	11	5	11	6	3	13	11
KIM Song Nam	PRK	3	9	11	8	11	11	11	9
Duration:		58 min	8 min	5 min	7 min	5 min	4 min	10 min	8 min

Match No : MS18 Table : 3

Umpires : RAMOS Rachel (PHI) PURCELL Tom (GBR)

Player Statistics	LIN Ju (DOM)								Match	KIM Song Nam (PRK)								Match
	Game							Match		Game							Match	
	1	2	3	4	5	6	7			1	2	3	4	5	6	7		
Points won	11	5	11	6	3	13	11	60	9	11	8	11	11	11	9	70		
Biggest lead	2	2	3	1	-	4	2	4	-	6	1	5	8	2	1	8		
Points won on own serve	7	3	6	3	2	6	6	33	6	6	5	5	7	5	5	39		
Points lost on own serve	3	5	3	6	4	6	4	31	4	2	5	3	1	7	5	27		
Most consecutive points won	2	2	4	2	2	3	3	4	2	5	3	5	5	4	2	5		
Greatest deficit overcome	-	-	1	-	-	2	1	2	-	2	-	1	-	-	-	2		
Handedness/Grip	Right/Shakehand									Right/Shakehand								

Game/Match Statistics	Game							Match
	1	2	3	4	5	6	7	
Longest rally (strokes)	8	5	17	9	9	17	15	17
Average rally	4	3	4	5	4	5	5	4

Game Progress

1	LIN Ju (DOM)	0	*1	2	*3	4	*6	7	*7	9	*9	11				
	KIM Song Nam (PRK)	*0	1	*2	3	*4	4	*5	7	*7	9	9				
2	LIN Ju (DOM)	*0	2	*2	3	*4	4	*5	5	5						
	KIM Song Nam (PRK)	0	*0	2	*3	4	*6	7	*9	11						
3	LIN Ju (DOM)	0	*2	3	*3	5	*6	7	*7	8	*10	11				
	KIM Song Nam (PRK)	*0	0	*1	3	*3	4	*5	7	*8	8	8				
4	LIN Ju (DOM)	*0	1	*2	3	*3	3	*4	5	*6	6					
	KIM Song Nam (PRK)	0	*1	2	*3	5	*7	8	*9	10	11					
5	LIN Ju (DOM)	0	*0	0	*1	2	*2	3	3							
	KIM Song Nam (PRK)	*0	2	*4	5	*6	8	*9	11							
6	LIN Ju (DOM)	*0	2	*3	5	*5	5	*7	8	*8	8	*10	10	*11	12	13
	KIM Song Nam (PRK)	0	*0	1	*1	3	*5	5	*6	8	*10	10	*11	11	*11	11
7	LIN Ju (DOM)	0	*1	2	*3	5	*5	6	*7	8	*10	11				
	KIM Song Nam (PRK)	*0	1	*2	3	*3	5	*6	7	*8	8	9				

NOTES

The "Greatest deficit overcome" only applies when the player ends up winning the game.

LEGEND

MS Men's Singles * Server



Match Results

Résultats du match

ASSAR Omar (EGY) 4-1 ZHMUDENKO Yaroslav (UKR)

Game Summary		Match	Game 1	Game 2	Game 3	Game 4	Game 5	Game 6	Game 7
ASSAR Omar	EGY	4	8	11	13	11	14		
ZHMUDENKO Yaroslav	UKR	1	11	6	11	9	12		
Duration:		43 min	3 min	6 min	5 min	6 min	8 min		

Match No : MS19 Table : 1

Umpires : ALMENDARIZ Freddy (ECU) LANASRI Said (ALG)

Player Statistics	ASSAR Omar (EGY)							Match	ZHMUDENKO Yaroslav (UKR)							Match
	Game								Game							
	1	2	3	4	5	6	7		1	2	3	4	5	6	7	
Points won	8	11	13	11	14			57	11	6	11	9	12			49
Biggest lead	-	5	4	2	3			5	4	-	1	1	3			4
Points won on own serve	4	5	6	7	8			30	6	2	5	6	7			26
Points lost on own serve	5	4	6	3	5			23	4	6	7	4	6			27
Most consecutive points won	3	4	3	3	3			4	4	3	3	3	6			6
Greatest deficit overcome	-	-	1	1	3			3	-	-	-	-	-			-
Handedness/Grip	Right/Shakehand								Right/Shakehand							

Game/Match Statistics	Game							Match
	1	2	3	4	5	6	7	
Longest rally (strokes)	11	10	14	11	13			14
Average rally	4	5	6	6	5			5

Game Progress

1	ASSAR Omar (EGY)	0	*0	0	*1	3	*4	5	*6	7	*8	8						
	ZHMUDENKO Yaroslav (UKR)	*0	2	*4	5	*5	6	*7	8	*9	10	11						
2	ASSAR Omar (EGY)	*0	1	*2	4	*6	7	*8	8	*10	11							
	ZHMUDENKO Yaroslav (UKR)	0	*1	2	*2	2	*3	4	*6	6	6							
3	ASSAR Omar (EGY)	0	*2	3	*5	5	*6	7	*7	8	*9	10	*10	11	*12	13		
	ZHMUDENKO Yaroslav (UKR)	*0	0	*1	1	*3	4	*5	7	*8	9	*10	11	*11	11	11		
4	ASSAR Omar (EGY)	*0	2	*2	4	*4	5	*6	7	*8	9	11						
	ZHMUDENKO Yaroslav (UKR)	0	*0	2	*2	4	*5	6	*7	8	*9	9						
5	ASSAR Omar (EGY)	0	*2	3	*4	5	*6	7	*7	7	*8	10	*10	11	*11	12	*13	14
	ZHMUDENKO Yaroslav (UKR)	*0	0	*1	2	*3	4	*5	7	*9	10	*10	11	*11	12	*12	12	12

NOTES

The "Greatest deficit overcome" only applies when the player ends up winning the game.

LEGEND

MS Men's Singles * Server



ExCeL - North Arena 1
ExCeL - North Arena 1

SAT 28 JUL 2012
19:45

Table Tennis
Tennis de table

Men's Singles
Simple hommes

First Round
1er tour



Match Results

Résultats du match

LIU Song (ARG) 4-0 SAKA Suraju (CGO)

Game Summary		Match	Game 1	Game 2	Game 3	Game 4	Game 5	Game 6	Game 7
LIU Song	ARG	4	11	11	11	11			
SAKA Suraju	CGO	0	3	5	9	6			
Duration:		28 min	7 min	5 min	6 min	5 min			

Match No : MS20 Table : 2

Umpires : BONGELLI Paola (ITA) MANO Takako (JPN)

Player Statistics	LIU Song (ARG)								Match	SAKA Suraju (CGO)								Match	
	Game									Match	Game								
	1	2	3	4	5	6	7	1			2	3	4	5	6	7			
Points won	11	11	11	11					44	3	5	9	6					23	
Biggest lead	8	6	3	5					8	-	2	2	1					2	
Points won on own serve	6	6	7	6					25	1	3	6	4					14	
Points lost on own serve	2	2	3	2					9	5	5	4	5					19	
Most consecutive points won	5	5	4	3					5	1	3	4	2					4	
Greatest deficit overcome	-	2	2	1					2	-	-	-	-					-	
Handedness/Grip	Left/Shakehand									Right/Shakehand									

Game/Match Statistics	Game							Match
	1	2	3	4	5	6	7	
Longest rally (strokes)	9	10	9	11				11
Average rally	4	4	4	5				4

Game Progress

1	LIU Song (ARG)	*0	1	*2	4	*6	7	*9	11	SAKA Suraju (CGO)	0	*1	2	*2	2	*3	3	3						
2	LIU Song (ARG)	0	*1	2	*2	4	*6	7	*9	11	SAKA Suraju (CGO)	*0	1	*2	4	*4	4	*5	5	5				
3	LIU Song (ARG)	*0	2	*3	4	*4	5	*6	7	*7	9	11	SAKA Suraju (CGO)	0	*0	1	*2	4	*5	6	*7	9	*9	9
4	LIU Song (ARG)	0	*1	2	*3	5	*6	8	*9	10	11	SAKA Suraju (CGO)	*0	1	*2	3	*3	4	*4	5	*6	6		

NOTES

The "Greatest deficit overcome" only applies when the player ends up winning the game.

LEGEND

MS Men's Singles * Server



ExCeL - North Arena 1
ExCeL - North Arena 1

SAT 28 JUL 2012
19:45

Table Tennis
Tennis de table

Men's Singles
Simple hommes

First Round
1er tour



Match Results

Résultats du match

BOBOCICA Mihai (ITA) 4-0 PEREIRA Andy (CUB)

Game Summary		Match	Game 1	Game 2	Game 3	Game 4	Game 5	Game 6	Game 7
BOBOCICA Mihai	ITA	4	11	11	11	11			
PEREIRA Andy	CUB	0	6	7	3	4			
Duration:		22 min	5 min	6 min	3 min	4 min			

Match No : MS21 Table : 4

Umpires : WEINSTEIN Saul (USA) SORENSEN Allan (DEN)

Player Statistics	BOBOCICA Mihai (ITA)								Match	PEREIRA Andy (CUB)								Match
	Game									Game								
	1	2	3	4	5	6	7			1	2	3	4	5	6	7		
Points won	11	11	11	11					44	6	7	3	4					20
Biggest lead	5	4	8	7					8	1	2	-	-					2
Points won on own serve	5	5	4	6					20	3	2	1	2					8
Points lost on own serve	3	5	2	2					12	6	6	7	5					24
Most consecutive points won	4	5	4	5					5	4	2	1	3					4
Greatest deficit overcome	1	2	-	-					2	-	-	-	-					-
Handedness/Grip	Right/Shakehand									Left/Shakehand								

Game/Match Statistics	Game							Match
	1	2	3	4	5	6	7	
Longest rally (strokes)	11	17	11	11				17
Average rally	5	6	4	5				5

Game Progress

1	BOBOCICA Mihai (ITA)	0	*2	3	*3	4	*6	7	*8	10	11
	PEREIRA Andy (CUB)	*0	0	*1	3	*4	4	*5	6	*6	6
2	BOBOCICA Mihai (ITA)	*0	0	*2	4	*5	6	*7	8	*10	11
	PEREIRA Andy (CUB)	0	*2	2	*2	3	*4	5	*6	6	7
3	BOBOCICA Mihai (ITA)	0	*1	3	*5	6	*8	9	11		
	PEREIRA Andy (CUB)	*0	1	*1	1	*2	2	*3	3		
4	BOBOCICA Mihai (ITA)	*0	2	*3	5	*7	7	*8	10	11	
	PEREIRA Andy (CUB)	0	*0	1	*1	1	*3	4	*4	4	

NOTES

The "Greatest deficit overcome" only applies when the player ends up winning the game.

LEGEND

MS Men's Singles * Server



Match Results
Résultats du match

VANG Bora (TUR) 4-2 ARUNA Quadri (NGR)

Game Summary		Match	Game 1	Game 2	Game 3	Game 4	Game 5	Game 6	Game 7
VANG Bora	TUR	4	6	10	12	11	12	12	
ARUNA Quadri	NGR	2	11	12	10	2	10	10	
Duration:		50 min	5 min	7 min	7 min	4 min	7 min	8 min	

Match No : MS22 Table : 3

Umpires : COLOVIC Predrag (MKD) ROMAN Enrique (PUR)

Player Statistics	VANG Bora (TUR)							Match	ARUNA Quadri (NGR)							Match
	Game								Game							
	1	2	3	4	5	6	7		1	2	3	4	5	6	7	
Points won	6	10	12	11	12	12		63	11	12	10	2	10	10		55
Biggest lead	-	3	2	9	2	4		9	6	2	3	-	2	1		6
Points won on own serve	4	5	6	6	8	10		39	7	6	6	1	7	7		34
Points lost on own serve	4	6	4	1	3	3		21	2	5	6	5	4	2		24
Most consecutive points won	2	3	5	6	4	3		6	4	5	5	1	3	3		5
Greatest deficit overcome	-	-	3	-	2	1		3	-	3	-	-	-	-		3
Handedness/Grip	Right/Shakehand								Right/Shakehand							

Game/Match Statistics	Game							Match
	1	2	3	4	5	6	7	
Longest rally (strokes)	9	9	8	15	9	11		15
Average rally	5	4	5	6	5	5		5

Game Progress

1	VANG Bora (TUR)	0	*0	1	*2	3	*3	3	*4	6	6			
	ARUNA Quadri (NGR)	*0	2	*3	4	*5	7	*9	10	*10	11			
2	VANG Bora (TUR)	*0	2	*3	4	*5	5	*6	7	*9	10	*10	10	10
	ARUNA Quadri (NGR)	0	*0	1	*2	3	*5	6	*7	7	*8	10	*11	12
3	VANG Bora (TUR)	0	*1	2	*2	4	6	*7	7	*7	8	*10	*11	12
	ARUNA Quadri (NGR)	*0	1	*2	4	*4	*4	5	*7	9	*10	10	10	10
4	VANG Bora (TUR)	*0	2	*3	5	*7	8	*10	11					
	ARUNA Quadri (NGR)	0	*0	1	*1	1	*2	2	2					
5	VANG Bora (TUR)	0	*0	2	*3	4	*4	5	*7	8	*8	10	*11	12
	ARUNA Quadri (NGR)	*0	2	*2	3	*4	6	*7	7	*8	10	*10	10	10
6	VANG Bora (TUR)	*0	2	*3	5	*5	6	*6	*8	9	*9	*10	11	12
	ARUNA Quadri (NGR)	0	*0	1	*1	3	*4	6	6	*7	9	10	*10	10

NOTES

The "Greatest deficit overcome" only applies when the player ends up winning the game.

LEGEND

MS Men's Singles * Server



ExCeL - North Arena 1
ExCeL - North Arena 1

SUN 29 JUL 2012
11:00

Table Tennis
Tennis de table

Men's Singles
Simple hommes

Second Round
2er tour



Match Results

Résultats du match

HENZELL William (AUS) 4-2 MONTEIRO Joao (POR)

Game Summary		Match	Game 1	Game 2	Game 3	Game 4	Game 5	Game 6	Game 7
HENZELL William	AUS	4	2	11	11	11	6	12	
MONTEIRO Joao	POR	2	11	8	9	6	11	10	
Duration:		50 min	5 min	8 min	8 min	7 min	6 min	10 min	

Match No : MS23 Table : 1

Umpires : MANO Takako (JPN) WEINSTEIN Saul (USA)

Player Statistics	HENZELL William (AUS)							Match	MONTEIRO Joao (POR)							Match
	Game								Game							
	1	2	3	4	5	6	7		1	2	3	4	5	6	7	
Points won	2	11	11	11	6	12		53	11	8	9	6	11	10		55
Biggest lead	-	3	2	5	-	4		5	9	1	1	-	5	1		9
Points won on own serve	0	6	5	5	3	6		25	4	5	4	3	5	5		26
Points lost on own serve	7	3	5	3	6	5		29	2	5	6	6	3	6		28
Most consecutive points won	1	3	3	3	2	4		4	8	2	2	2	4	3		8
Greatest deficit overcome	-	1	1	-	-	1		1	-	-	-	-	-	-		-
Handedness/Grip	Right/Shakehand								Left/Shakehand							

Game/Match Statistics	Game							Match
	1	2	3	4	5	6	7	
Longest rally (strokes)	13	12	7	5	12	16		16
Average rally	5	4	4	3	4	5		4

Game Progress

1	HENZELL William (AUS)	*0	0	*1	1	*1	1	*2	2					
	MONTEIRO Joao (POR)	0	*2	3	*5	7	*9	10	11					
2	HENZELL William (AUS)	0	*1	2	*3	4	*5	6	*7	9	*10	11		
	MONTEIRO Joao (POR)	*0	1	*2	3	*4	5	*6	7	*7	8	8		
3	HENZELL William (AUS)	*0	1	*2	3	*4	5	*6	8	*9	9	11		
	MONTEIRO Joao (POR)	0	*1	2	*3	4	*5	6	*6	7	*9	9		
4	HENZELL William (AUS)	0	*1	3	*4	5	*6	7	*9	10	11			
	MONTEIRO Joao (POR)	*0	1	*1	2	*3	4	*5	5	*6	6			
5	HENZELL William (AUS)	*0	0	*2	2	*2	4	*5	6	*6	6			
	MONTEIRO Joao (POR)	0	*2	2	*4	6	*6	7	*8	10	11			
6	HENZELL William (AUS)	0	*2	4	*4	5	*6	7	*8	8	*9	10	*11	12
	MONTEIRO Joao (POR)	*0	0	*0	2	*3	4	*5	6	*8	9	*10	10	10

NOTES

The "Greatest deficit overcome" only applies when the player ends up winning the game.

LEGEND

MS Men's Singles * Server



ExCeL - North Arena 1

ExCeL - North Arena 1

SUN 29 JUL 2012

11:00

Table Tennis

Tennis de table

Men's Singles

Simple hommes

Second Round

2er tour



Match Results

Résultats du match

SMIRNOV Alexey (RUS) 4-0 BURGIS Matiss (LAT)

Game Summary		Match	Game 1	Game 2	Game 3	Game 4	Game 5	Game 6	Game 7
SMIRNOV Alexey	RUS	4	11	11	11	11			
BURGIS Matiss	LAT	0	5	5	4	9			
Duration:		29 min	5 min	4 min	5 min	7 min			

Match No : MS24 Table : 2

Umpires : LARROZA Andres (PAR) SABBAGHIAN Hamid Reza (IRI)

Player Statistics	SMIRNOV Alexey (RUS)								Match	BURGIS Matiss (LAT)								Match	
	Game									Match	Game								
	1	2	3	4	5	6	7	1			2	3	4	5	6	7			
Points won	11	11	11	11					44	5	5	4	9					23	
Biggest lead	6	9	7	5					9	1	-	-	1					1	
Points won on own serve	6	6	6	6					24	3	3	3	5					14	
Points lost on own serve	2	2	1	4					9	5	5	5	5					20	
Most consecutive points won	7	9	4	4					9	3	3	1	5					5	
Greatest deficit overcome	1	-	-	1					1	-	-	-	-					-	
Handedness/Grip	Right/Shakehand									Right/Shakehand									

Game/Match Statistics	Game								Match
	1	2	3	4	5	6	7		
Longest rally (strokes)	9	7	20	16					20
Average rally	5	4	5	5					5

Game Progress

1	SMIRNOV Alexey (RUS)	0	*1	3	*3	4	*6	8	*10	11		
	BURGIS Matiss (LAT)	*0	1	*1	3	*4	4	*4	4	5		
2	SMIRNOV Alexey (RUS)	*0	2	*4	6	*8	9	*9	10	11		
	BURGIS Matiss (LAT)	0	*0	0	*0	0	*1	3	*4	5		
3	SMIRNOV Alexey (RUS)	0	*1	3	*4	6	*8	9	*10	11		
	BURGIS Matiss (LAT)	*0	1	*1	2	*2	2	*3	4	4		
4	SMIRNOV Alexey (RUS)	*0	1	*2	4	*5	7	*8	8	*8	9	11
	BURGIS Matiss (LAT)	0	*1	2	*2	3	*3	4	*6	8	*9	9

NOTES

The "Greatest deficit overcome" only applies when the player ends up winning the game.

LEGEND

MS Men's Singles

*

Server



Match Results
Résultats du match

KIM Hyok Bong (PRK) 4-1 GHOSH Soumyajit (IND)

Game Summary		Match	Game 1	Game 2	Game 3	Game 4	Game 5	Game 6	Game 7
KIM Hyok Bong	PRK	4	9	11	11	11	11		
GHOSH Soumyajit	IND	1	11	6	5	9	7		
Duration:		35 min	6 min	5 min	4 min	5 min	5 min		

Match No : MS25 Table : 4

Umpires : LANASRI Said (ALG) RAMOS Rachel (PHI)

Player Statistics	KIM Hyok Bong (PRK)								Match	GHOSH Soumyajit (IND)								Match	
	Game									Match	Game								
	1	2	3	4	5	6	7	1			2	3	4	5	6	7			
Points won	9	11	11	11	11				53	11	6	5	9	7				38	
Biggest lead	2	5	7	2	4				7	3	2	2	4	-				4	
Points won on own serve	4	5	6	7	5				27	5	2	3	6	4				20	
Points lost on own serve	6	4	2	3	3				18	5	6	5	4	6				26	
Most consecutive points won	5	7	5	6	3				7	4	4	2	4	3				4	
Greatest deficit overcome	-	2	2	4	-				4	2	-	-	-	-				2	
Handedness/Grip	Right/Shakehand									Right/Shakehand									

Game/Match Statistics	Game							Match
	1	2	3	4	5	6	7	
Longest rally (strokes)	14	13	11	9	14			14
Average rally	5	6	5	4	5			5

Game Progress

1	KIM Hyok Bong (PRK)	0	*1	1	*2	3	*5	7	*7	8	*9	9
	GHOSH Soumyajit (IND)	*0	1	*3	4	*5	5	*5	7	*8	9	11
2	KIM Hyok Bong (PRK)	*0	1	*3	3	*3	4	*6	8	*10	11	
	GHOSH Soumyajit (IND)	0	*1	1	*3	5	*6	6	*6	6	6	6
3	KIM Hyok Bong (PRK)	0	*0	2	*4	5	*7	9	*10	11		
	GHOSH Soumyajit (IND)	*0	2	*2	2	*3	3	*3	4	5		
4	KIM Hyok Bong (PRK)	*0	0	*0	2	*4	6	*6	8	*8	9	11
	GHOSH Soumyajit (IND)	0	*2	4	*4	4	*4	6	*6	8	*9	9
5	KIM Hyok Bong (PRK)	0	*2	3	*4	6	*7	8	*8	9	11	
	GHOSH Soumyajit (IND)	*0	0	*1	2	*2	3	*4	6	*7	7	

NOTES

The "Greatest deficit overcome" only applies when the player ends up winning the game.

LEGEND

MS Men's Singles * Server



ExCeL - North Arena 1
ExCeL - North Arena 1

SUN 29 JUL 2012
13:30

Table Tennis
Tennis de table

Men's Singles
Simple hommes

Second Round
2er tour



Match Results

Résultats du match

DRINKHALL Paul (GBR) 4-1 YANG Zi (SIN)

Game Summary		Match	Game 1	Game 2	Game 3	Game 4	Game 5	Game 6	Game 7
DRINKHALL Paul	GBR	4	11	11	11	4	11		
YANG Zi	SIN	1	7	7	8	11	9		
Duration:		36 min	5 min	6 min	6 min	4 min	7 min		

Match No : MS26 Table : 1

Umpires : SCARR Val (NZL) MEZEK Gregor (SLO)

Player Statistics	DRINKHALL Paul (GBR)								Match	YANG Zi (SIN)								Match	
	Game									Match	Game								
	1	2	3	4	5	6	7	1			2	3	4	5	6	7			
Points won	11	11	11	4	11				48	7	7	8	11	9				42	
Biggest lead	4	4	4	-	2				4	2	-	-	7	2				7	
Points won on own serve	7	5	4	3	4				23	4	4	2	7	3				20	
Points lost on own serve	3	3	6	4	6				22	4	6	7	1	7				25	
Most consecutive points won	6	2	4	2	3				6	4	2	3	4	2				4	
Greatest deficit overcome	2	-	-	-	2				2	-	-	-	-	-				-	
Handedness/Grip	Right/Shakehand									Left/Shakehand									

Game/Match Statistics	Game							Match
	1	2	3	4	5	6	7	
Longest rally (strokes)	5	10	6	6	8			10
Average rally	4	5	4	4	4			4

Game Progress

1	DRINKHALL Paul (GBR)	*0	1	*2	4	*5	5	*5	7	*9	11	
	YANG Zi (SIN)	0	*1	2	*2	3	*5	7	*7	7	7	
2	DRINKHALL Paul (GBR)	0	*2	3	*4	5	*5	7	*8	9	11	
	YANG Zi (SIN)	*0	0	*1	2	*3	5	*5	6	*7	7	
3	DRINKHALL Paul (GBR)	*0	2	*4	4	*5	6	*7	8	*10	10	11
	YANG Zi (SIN)	0	*0	0	*2	3	*4	5	*6	6	*8	8
4	DRINKHALL Paul (GBR)	0	*1	1	*1	2	*2	4	*4	4		
	YANG Zi (SIN)	*0	1	*3	5	*6	8	*8	10	11		
5	DRINKHALL Paul (GBR)	*0	0	*2	2	*3	4	*5	7	*8	9	11
	YANG Zi (SIN)	0	*2	2	*4	5	*6	7	*7	8	*9	9

NOTES

The "Greatest deficit overcome" only applies when the player ends up winning the game.

LEGEND

MS Men's Singles * Server



ExCeL - North Arena 1

ExCeL - North Arena 1

SUN 29 JUL 2012

13:30

Table Tennis

Tennis de table

Men's Singles

Simple hommes

Second Round

2er tour



Match Results

Résultats du match

CHEN Weixing (AUT) 4-0 DIDUKH Oleksandr (UKR)

Game Summary		Match	Game 1	Game 2	Game 3	Game 4	Game 5	Game 6	Game 7
CHEN Weixing	AUT	4	11	11	11	11			
DIDUKH Oleksandr	UKR	0	7	5	6	7			
Duration:		29 min	6 min	5 min	5 min	7 min			

Match No : MS27 Table : 4

Umpires : MOELLER Claudia (GER) PURCELL Tom (GBR)

Player Statistics	CHEN Weixing (AUT)								Match	DIDUKH Oleksandr (UKR)								Match	
	Game									Match	Game								
	1	2	3	4	5	6	7	1			2	3	4	5	6	7			
Points won	11	11	11	11					44	7	5	6	7					25	
Biggest lead	4	6	5	6					6	1	-	1	-					1	
Points won on own serve	5	6	6	8					25	4	3	4	5					16	
Points lost on own serve	3	2	2	2					9	6	5	5	3					19	
Most consecutive points won	3	5	5	6					6	2	2	2	3					3	
Greatest deficit overcome	1	-	1	-					1	-	-	-	-					-	
Handedness/Grip	Right/Shakehand									Right/Shakehand									

Game/Match Statistics	Game								Match
	1	2	3	4	5	6	7		
Longest rally (strokes)	12	11	11	16					16
Average rally	5	6	5	8					6

Game Progress

1	CHEN Weixing (AUT)	0	*1	2	*3	5	*5	6	*8	9	11
	DIDUKH Oleksandr (UKR)	*0	1	*2	3	*3	5	*6	6	*7	7
2	CHEN Weixing (AUT)	*0	2	*3	4	*5	6	*8	10	11	
	DIDUKH Oleksandr (UKR)	0	*0	1	*2	3	*4	4	*4	5	
3	CHEN Weixing (AUT)	0	*1	2	*4	6	*6	8	*9	10	11
	DIDUKH Oleksandr (UKR)	*0	1	*2	2	*2	4	*4	5	*6	6
4	CHEN Weixing (AUT)	*0	2	*4	6	*6	7	*7	8	*9	11
	DIDUKH Oleksandr (UKR)	0	*0	0	*0	2	*3	5	*6	7	7

NOTES

The "Greatest deficit overcome" only applies when the player ends up winning the game.

LEGEND

MS Men's Singles

*

Server



ExCeL - North Arena 1

ExCeL - North Arena 1

SUN 29 JUL 2012

13:30

Table Tennis

Tennis de table

Men's Singles

Simple hommes

Second Round

2er tour



Match Results

Résultats du match

KREANGA Kalinikos (GRE) 4-1 SAIVE Jean-Michel (BEL)

Game Summary		Match	Game 1	Game 2	Game 3	Game 4	Game 5	Game 6	Game 7
KREANGA Kalinikos	GRE	4	5	11	11	11	11		
SAIVE Jean-Michel	BEL	1	11	3	9	7	8		
Duration:		39 min	5 min	5 min	8 min	6 min	8 min		

Match No : MS28 Table : 2

Umpires : WHITAKER Jonathan (GBR) WU Fei (CHN)

Player Statistics	KREANGA Kalinikos (GRE)								Match	SAIVE Jean-Michel (BEL)								Match
	Game									Game								
	1	2	3	4	5	6	7	1		2	3	4	5	6	7			
Points won	5	11	11	11	11				49	11	3	9	7	8				38
Biggest lead	1	8	2	4	3				8	6	-	2	1	4				6
Points won on own serve	3	4	4	5	6				22	6	1	3	4	4				18
Points lost on own serve	5	2	6	3	4				20	2	7	7	6	5				27
Most consecutive points won	2	4	4	4	4				4	3	1	4	2	3				4
Greatest deficit overcome	-	-	2	1	4				4	1	-	-	-	-				1
Handedness/Grip	Right/Shakehand									Right/Shakehand								

Game/Match Statistics	Game							Match
	1	2	3	4	5	6	7	
Longest rally (strokes)	9	14	16	14	30			30
Average rally	5	7	7	5	8			7

Game Progress

1	KREANGA Kalinikos (GRE)	*0	1	*1	2	*3	3	*4	5	5		
	SAIVE Jean-Michel (BEL)	0	*1	3	*4	5	*7	8	*9	11		
2	KREANGA Kalinikos (GRE)	0	*2	3	*4	6	*8	9	11			
	SAIVE Jean-Michel (BEL)	*0	0	*1	2	*2	2	*3	3			
3	KREANGA Kalinikos (GRE)	*0	1	*2	2	*4	6	*6	6	*8	9	11
	SAIVE Jean-Michel (BEL)	0	*1	2	*4	4	*4	6	*8	8	*9	9
4	KREANGA Kalinikos (GRE)	0	*1	3	*4	5	*6	7	*9	10	11	
	SAIVE Jean-Michel (BEL)	*0	1	*1	2	*3	4	*5	5	*6	7	
5	KREANGA Kalinikos (GRE)	*0	0	*1	2	*2	3	*5	7	*8	10	11
	SAIVE Jean-Michel (BEL)	0	*2	3	*4	6	*7	7	*7	8	*8	8

NOTES

The "Greatest deficit overcome" only applies when the player ends up winning the game.

LEGEND

MS Men's Singles

* Server



ExCeL - North Arena 1
ExCeL - North Arena 1

SUN 29 JUL 2012
13:30

Table Tennis
Tennis de table

Men's Singles
Simple hommes

Second Round
2er tour



Match Results

Résultats du match

LASHIN EI-Sayed (EGY) 4-3 PRIMORAC Zoran (CRO)

Game Summary		Match	Game 1	Game 2	Game 3	Game 4	Game 5	Game 6	Game 7
LASHIN EI-Sayed	EGY	4	11	8	12	5	10	11	11
PRIMORAC Zoran	CRO	3	6	11	10	11	12	9	8
Duration:		60 min	5 min	6 min	8 min	5 min	8 min	8 min	8 min

Match No : MS29 Table : 3

Umpires : LENTZ Genevieve (RSA) MACKEY John (GBR)

Player Statistics	LASHIN EI-Sayed (EGY)								Match	PRIMORAC Zoran (CRO)								Match
	Game							Match		Game							Match	
	1	2	3	4	5	6	7			1	2	3	4	5	6	7		
Points won	11	8	12	5	10	11	11	68	6	11	10	11	12	9	8	67		
Biggest lead	5	3	2	1	6	2	3	6	1	3	2	6	2	3	-	6		
Points won on own serve	6	6	8	2	5	6	5	38	4	7	7	7	6	5	4	40		
Points lost on own serve	2	4	3	4	6	4	4	27	5	2	4	3	5	5	6	30		
Most consecutive points won	4	2	4	1	5	4	2	5	1	6	3	3	5	3	2	6		
Greatest deficit overcome	1	-	2	-	-	3	-	3	-	3	-	1	6	-	-	6		
Handedness/Grip	Right/Shakehand									Right/Shakehand								

Game/Match Statistics	Game							Match
	1	2	3	4	5	6	7	
Longest rally (strokes)	8	16	10	17	12	14	8	17
Average rally	4	5	5	6	5	5	4	5

Game Progress

1	LASHIN EI-Sayed (EGY)	0	*1	3	*4	5	*6	8	*9	10	11			
	PRIMORAC Zoran (CRO)	*0	1	*1	2	*3	4	*4	5	*6	6			
2	LASHIN EI-Sayed (EGY)	*0	2	*2	4	*5	6	*7	7	*7	8	8		
	PRIMORAC Zoran (CRO)	0	*0	2	*2	3	*4	5	*7	9	*10	11		
3	LASHIN EI-Sayed (EGY)	0	*0	1	*3	4	*5	6	*6	8	*8	10	*11	12
	PRIMORAC Zoran (CRO)	*0	2	*3	3	*4	5	*6	8	*8	10	*10	10	10
4	LASHIN EI-Sayed (EGY)	*0	1	*2	2	3	4	*4	5	5				
	PRIMORAC Zoran (CRO)	0	*1	2	*4	*5	*6	8	*9	11				
5	LASHIN EI-Sayed (EGY)	0	*1	2	*4	6	*7	9	*9	9	*10	10	*10	10
	PRIMORAC Zoran (CRO)	*0	1	*2	2	*2	3	*3	5	*7	8	*10	11	12
6	LASHIN EI-Sayed (EGY)	*0	0	*1	2	*3	4	*5	7	*7	9	11		
	PRIMORAC Zoran (CRO)	0	*2	3	*4	5	*6	7	*7	9	*9	9		
7	LASHIN EI-Sayed (EGY)	0	*2	3	*3	4	*6	7	*8	9	*10	11		
	PRIMORAC Zoran (CRO)	*0	0	*1	3	*4	4	*5	6	*7	8	8		

NOTES

The "Greatest deficit overcome" only applies when the player ends up winning the game.

LEGEND

MS Men's Singles * Server



Match Results

Résultats du match

ALAMIYAN Noshad (IRI) 4-3 TANG Peng (HKG)

Game Summary		Match	Game 1	Game 2	Game 3	Game 4	Game 5	Game 6	Game 7
ALAMIYAN Noshad	IRI	4	11	11	7	11	8	5	12
TANG Peng	HKG	3	8	5	11	9	11	11	10
Duration:		48 min	5 min	4 min	6 min	6 min	6 min	5 min	6 min

Match No : MS30 Table : 3

Umpires : WEINSTEIN Saul (USA) MANO Takako (JPN)

Player Statistics	ALAMIYAN Noshad (IRI)								TANG Peng (HKG)							
	Game							Match	Game							Match
	1	2	3	4	5	6	7		1	2	3	4	5	6	7	
Points won	11	11	7	11	8	5	12	65	8	5	11	9	11	11	10	65
Biggest lead	3	6	2	5	1	-	3	6	2	3	4	-	3	6	3	6
Points won on own serve	6	6	6	6	5	3	5	37	5	3	9	5	7	6	4	39
Points lost on own serve	3	2	2	4	4	5	6	26	5	5	1	5	3	2	7	28
Most consecutive points won	3	5	2	4	3	1	5	5	2	3	6	3	3	4	4	6
Greatest deficit overcome	2	3	-	-	-	-	3	3	-	-	2	-	1	-	-	2
Handedness/Grip	Left/Shakehand								Right/Shakehand							

Game/Match Statistics	Game							Match
	1	2	3	4	5	6	7	
Longest rally (strokes)	8	10	22	15	13	17	10	22
Average rally	4	4	5	5	5	6	5	5

Game Progress

1	ALAMIYAN Noshad (IRI)	0	*0	2	*3	5	*6	6	*8	9	*10	11		
	TANG Peng (HKG)	*0	2	*2	3	*3	4	*6	6	*7	8	8		
2	ALAMIYAN Noshad (IRI)	*0	0	*1	3	*4	6	*7	9	11				
	TANG Peng (HKG)	0	*2	3	*3	4	*4	5	*5	5				
3	ALAMIYAN Noshad (IRI)	0	*1	3	*3	5	*5	5	*5	7	7			
	TANG Peng (HKG)	*0	1	*1	3	*3	5	*7	9	*9	11			
4	ALAMIYAN Noshad (IRI)	*0	2	*3	4	*6	7	*8	9	*9	10	11		
	TANG Peng (HKG)	0	*0	1	*2	2	*3	4	*5	7	*8	9		
5	ALAMIYAN Noshad (IRI)	0	*1	2	*3	4	*4	5	*6	8	*8	8		
	TANG Peng (HKG)	*0	1	*2	3	*4	6	*7	8	*8	10	11		
6	ALAMIYAN Noshad (IRI)	*0	1	*1	2	*3	4	*4	4	5				
	TANG Peng (HKG)	0	*1	3	*4	5	*6	8	*10	11				
7	ALAMIYAN Noshad (IRI)	0	*1	1	*2	4	*6	7	*8	9	*10	10	*11	12
	TANG Peng (HKG)	*0	1	*3	4	*4	4	*5	6	*7	8	*10	10	10

NOTES

The "Greatest deficit overcome" only applies when the player ends up winning the game.

LEGEND

MS Men's Singles * Server



Match Results

Résultats du match

HE Zhiwen (ESP) 4-3 WANG Zengyi (POL)

Game Summary		Match	Game 1	Game 2	Game 3	Game 4	Game 5	Game 6	Game 7
HE Zhiwen	ESP	4	8	9	7	11	11	11	14
WANG Zengyi	POL	3	11	11	11	8	3	5	12
Duration:		83 min	8 min	6 min	5 min	6 min	4 min	5 min	10 min

Match No : MS31 Table : 4

Umpires : RAMOS Rachel (PH) LANASRI Said (ALG)

Player Statistics	HE Zhiwen (ESP)								Match	WANG Zengyi (POL)								Match
	Game							Match		Game							Match	
	1	2	3	4	5	6	7			1	2	3	4	5	6	7		
Points won	8	9	7	11	11	11	14	71	11	11	11	8	3	5	12	61		
Biggest lead	1	3	-	3	8	6	3	8	3	2	5	2	1	1	1	5		
Points won on own serve	4	4	5	5	6	5	8	37	5	5	6	4	1	2	7	30		
Points lost on own serve	6	6	5	4	2	3	5	31	4	5	2	6	5	6	6	34		
Most consecutive points won	3	4	2	4	8	5	3	8	4	4	4	2	1	2	3	4		
Greatest deficit overcome	-	-	-	2	1	1	1	2	1	3	-	-	-	-	-	3		
Handedness/Grip	Left/Penholder								Right/Penholder									

Game/Match Statistics	Game							Match
	1	2	3	4	5	6	7	
Longest rally (strokes)	10	7	7	9	8	13	9	13
Average rally	4	4	3	4	4	5	4	4

Game Progress

1	HE Zhiwen (ESP)	*0	1	*2	3	*4	4	*5	7	*8	8	8						
	WANG Zengyi (POL)	0	*1	2	*3	4	*6	7	*7	8	*10	11						
2	HE Zhiwen (ESP)	0	*1	2	*4	5	*6	7	*8	8	*8	9						
	WANG Zengyi (POL)	*0	1	*2	2	*3	4	*5	6	*8	10	11						
3	HE Zhiwen (ESP)	*0	1	*1	2	*3	4	*4	5	*6	7							
	WANG Zengyi (POL)	0	*1	3	*4	5	*6	8	*9	10	11							
4	HE Zhiwen (ESP)	0	*1	1	*3	4	*4	6	*7	8	*10	11						
	WANG Zengyi (POL)	*0	1	*3	3	*4	6	*6	7	*8	8	8						
5	HE Zhiwen (ESP)	*0	1	*3	5	*7	8	*9	11									
	WANG Zengyi (POL)	0	*1	1	*1	1	*2	3	3									
6	HE Zhiwen (ESP)	0	*1	2	*3	5	*7	8	*10	11								
	WANG Zengyi (POL)	*0	1	*2	3	*3	3	*4	4	5								
7	HE Zhiwen (ESP)	*0	2	*3	4	*5	6	*7	8	*8	9	*10	11	*11	11	*12	13	14
	WANG Zengyi (POL)	0	*0	1	*2	3	*4	5	*6	8	*9	10	*10	11	*12	12	*12	12

NOTES

The "Greatest deficit overcome" only applies when the player ends up winning the game.

LEGEND

MS Men's Singles * Server



ExCeL - North Arena 1
ExCeL - North Arena 1

SUN 29 JUL 2012
14:30

Table Tennis
Tennis de table

Men's Singles
Simple hommes

Second Round
2er tour



Match Results

Résultats du match

GACINA Andrej (CRO) 4-0 PERSSON Jorgen (SWE)

Game Summary		Match	Game 1	Game 2	Game 3	Game 4	Game 5	Game 6	Game 7
GACINA Andrej	CRO	4	11	11	11	11			
PERSSON Jorgen	SWE	0	5	6	7	4			
Duration:		28 min	6 min	6 min	5 min	5 min			

Match No : MS32 Table : 1

Umpires : ALMENDARIZ Freddy (ECU) SORENSEN Allan (DEN)

Player Statistics	GACINA Andrej (CRO)								Match	PERSSON Jorgen (SWE)								Match	
	Game									Match	Game								
	1	2	3	4	5	6	7	1			2	3	4	5	6	7			
Points won	11	11	11	11					44	5	6	7	4					22	
Biggest lead	6	5	4	7					7	-	-	1	1					1	
Points won on own serve	4	6	3	7					20	1	3	2	3					9	
Points lost on own serve	4	3	5	1					13	7	5	8	4					24	
Most consecutive points won	5	3	3	7					7	2	1	2	3					3	
Greatest deficit overcome	-	-	1	1					1	-	-	-	-					-	
Handedness/Grip	Right/Shakehand									Right/Shakehand									

Game/Match Statistics	Game							Match
	1	2	3	4	5	6	7	
Longest rally (strokes)	9	8	8	9				9
Average rally	4	4	3	4				4

Game Progress

1	GACINA Andrej (CRO)	0	*2	3	*4	6	*8	8	*10	11	
	PERSSON Jorgen (SWE)	*0	0	*1	2	*2	2	*4	4	5	
2	GACINA Andrej (CRO)	*0	2	*3	4	*5	6	*7	8	*10	11
	PERSSON Jorgen (SWE)	0	*0	1	*2	3	*4	5	*6	6	6
3	GACINA Andrej (CRO)	0	*1	2	*4	5	*7	8	*9	9	11
	PERSSON Jorgen (SWE)	*0	1	*2	2	*3	3	*4	5	*7	7
4	GACINA Andrej (CRO)	*0	2	*2	3	*4	6	*8	10	11	
	PERSSON Jorgen (SWE)	0	*0	2	*3	4	*4	4	*4	4	

NOTES

The "Greatest deficit overcome" only applies when the player ends up winning the game.

LEGEND

MS Men's Singles * Server



Match Results

Résultats du match

ZWICKL Daniel (HUN) 4-1 KARAKASEVIC Aleksandar (SRB)

Game Summary		Match	Game 1	Game 2	Game 3	Game 4	Game 5	Game 6	Game 7
ZWICKL Daniel	HUN	4	12	12	10	11	12		
KARAKASEVIC Aleksandar	SRB	1	10	10	12	8	10		
Duration:		36 min	5 min	6 min	6 min	5 min	5 min		

Match No : MS33 Table : 2

Umpires : BONGELLI Paola (ITA) le PAPE Gerard (FRA)

Player Statistics	ZWICKL Daniel (HUN)							Match	KARAKASEVIC Aleksandar (SRB)							Match
	Game								Game							
	1	2	3	4	5	6	7		1	2	3	4	5	6	7	
Points won	12	12	10	11	12			57	10	10	12	8	10			50
Biggest lead	2	3	-	4	2			4	2	-	6	-	5			6
Points won on own serve	6	6	4	5	6			27	5	5	5	4	5			24
Points lost on own serve	5	5	7	4	5			26	6	6	6	6	6			30
Most consecutive points won	3	2	5	4	7			7	3	2	4	3	4			4
Greatest deficit overcome	2	-	-	-	5			5	-	-	-	-	-			-
Handedness/Grip	Right/Shakehand								Left/Shakehand							

Game/Match Statistics	Game							Match
	1	2	3	4	5	6	7	
Longest rally (strokes)	8	9	9	10	11			11
Average rally	4	5	4	5	5			5

Game Progress

1	ZWICKL Daniel (HUN)	*0	1	*1	3	*4	5	*6	6	*8	9	*10	11	12
	KARAKASEVIC Aleksandar (SRB)	0	*1	3	*3	4	*5	6	*8	8	*9	10	*10	10
2	ZWICKL Daniel (HUN)	0	*2	3	*4	5	*5	7	*8	9	*10	10	*11	12
	KARAKASEVIC Aleksandar (SRB)	*0	0	*1	2	*3	5	*5	6	*7	8	*10	10	10
3	ZWICKL Daniel (HUN)	*0	0	*1	1	*2	3	*3	5	*7	8	*10	10	10
	KARAKASEVIC Aleksandar (SRB)	0	*2	3	*5	6	*7	9	*9	9	*10	10	*11	12
4	ZWICKL Daniel (HUN)	0	*2	4	*4	5	*6	7	*9	9	*10	11		
	KARAKASEVIC Aleksandar (SRB)	*0	0	*0	2	*3	4	*5	5	*7	8	8		
5	ZWICKL Daniel (HUN)	*0	0	*1	2	*2	3	*4	5	*6	8	*10	11	12
	KARAKASEVIC Aleksandar (SRB)	0	*2	3	*4	6	*7	8	*9	10	*10	10	*10	10

NOTES

The "Greatest deficit overcome" only applies when the player ends up winning the game.

LEGEND

MS Men's Singles * Server



ExCeL - North Arena 1

ExCeL - North Arena 1

SUN 29 JUL 2012

15:30

Table Tennis

Tennis de table

Men's Singles

Simple hommes

Second Round

2er tour



Match Results

Résultats du match

FREITAS Marcos (POR) 4-0 LIN Ju (DOM)

Game Summary		Match	Game 1	Game 2	Game 3	Game 4	Game 5	Game 6	Game 7
FREITAS Marcos	POR	4	11	11	12	11			
LIN Ju	DOM	0	6	5	10	3			
Duration:		30 min	6 min	5 min	8 min	5 min			

Match No : MS34 Table : 3

Umpires : SABBAGHIAN Hamid Reza (IRI) LARROZA Andres (PAR)

Player Statistics	FREITAS Marcos (POR)							Match	LIN Ju (DOM)							Match
	Game								Game							
	1	2	3	4	5	6	7		1	2	3	4	5	6	7	
Points won	11	11	12	11				45	6	5	10	3				24
Biggest lead	5	6	2	8				8	1	-	3	1				3
Points won on own serve	6	6	5	5				22	3	3	4	2				12
Points lost on own serve	3	2	6	1				12	5	5	7	6				23
Most consecutive points won	4	6	4	5				6	2	3	2	1				3
Greatest deficit overcome	1	-	3	1				3	-	-	-	-				-
Handedness/Grip	Left/Shakehand								Right/Shakehand							

Game/Match Statistics	Game							Match
	1	2	3	4	5	6	7	
Longest rally (strokes)	12	9	22	13				22
Average rally	6	6	6	6				6

Game Progress

1	FREITAS Marcos (POR)	*0	1	*2	3	*4	6	*7	8	*10	11			
	LIN Ju (DOM)	0	*1	2	*3	4	*4	5	*6	6	6			
2	FREITAS Marcos (POR)	0	*1	3	*5	7	*8	8	*9	11				
	LIN Ju (DOM)	*0	1	*1	1	*1	2	*4	5	5				
3	FREITAS Marcos (POR)	*0	0	*1	2	*3	4	*5	6	*7	8	*10	11	12
	LIN Ju (DOM)	0	*2	3	*4	5	*6	7	*8	9	*10	10	*10	10
4	FREITAS Marcos (POR)	0	*1	2	*4	6	*7	9	11					
	LIN Ju (DOM)	*0	1	*2	2	*2	3	*3	3					

NOTES

The "Greatest deficit overcome" only applies when the player ends up winning the game.

LEGEND

MS Men's Singles * Server



ExCeL - North Arena 1
ExCeL - North Arena 1

SUN 29 JUL 2012
15:30

Table Tennis
Tennis de table

Men's Singles
Simple hommes

Second Round
2er tour



Match Results

Résultats du match

GIONIS Panagiotis (GRE) 4-0 ASSAR Omar (EGY)

Game Summary		Match	Game 1	Game 2	Game 3	Game 4	Game 5	Game 6	Game 7
GIONIS Panagiotis	GRE	4	11	11	11	11			
ASSAR Omar	EGY	0	5	9	7	9			
Duration:		31 min	5 min	7 min	6 min	6 min			

Match No : MS35 Table : 2

Umpires : MEZEK Gregor (SLO) SCARR Val (NZL)

Player Statistics	GIONIS Panagiotis (GRE)							Match	ASSAR Omar (EGY)							Match
	Game								Game							
	1	2	3	4	5	6	7		1	2	3	4	5	6	7	
Points won	11	11	11	11				44	5	9	7	9				30
Biggest lead	6	2	6	5				6	-	4	-	1				4
Points won on own serve	6	8	7	5				26	3	7	4	4				18
Points lost on own serve	2	2	3	5				12	5	3	4	6				18
Most consecutive points won	4	3	3	6				6	1	4	3	4				4
Greatest deficit overcome	-	4	-	1				4	-	-	-	-				-
Handedness/Grip	Right/Shakehand								Right/Shakehand							

Game/Match Statistics	Game							Match
	1	2	3	4	5	6	7	
Longest rally (strokes)	8	11	15	12				15
Average rally	5	6	7	5				6

Game Progress

1	GIONIS Panagiotis (GRE)	*0	2	*3	4	*5	7	*9	10	11		
	ASSAR Omar (EGY)	0	*0	1	*2	3	*3	3	*4	5		
2	GIONIS Panagiotis (GRE)	0	*0	0	*1	3	*3	5	*6	8	*9	11
	ASSAR Omar (EGY)	*0	2	*4	5	*5	7	*7	8	*8	9	9
3	GIONIS Panagiotis (GRE)	*0	2	*3	5	*6	7	*9	10	*10	11	
	ASSAR Omar (EGY)	0	*0	1	*1	2	*3	3	*4	6	7	
4	GIONIS Panagiotis (GRE)	0	*1	2	*3	4	*6	8	*9	9	*10	11
	ASSAR Omar (EGY)	*0	1	*2	3	*4	4	*4	5	*7	8	9

NOTES

The "Greatest deficit overcome" only applies when the player ends up winning the game.

LEGEND

MS Men's Singles * Server



Match Results
Résultats du match

TOKIC Bojan (SLO) 4-3 LIU Song (ARG)

Game Summary		Match	Game 1	Game 2	Game 3	Game 4	Game 5	Game 6	Game 7
TOKIC Bojan	SLO	4	11	7	11	11	3	9	11
LIU Song	ARG	3	0	11	7	6	11	11	8
Duration:		55 min	3 min	7 min	6 min	6 min	5 min	8 min	8 min

Match No : MS36 Table : 4

Umpires : WU Fei (CHN) WHITAKER Jonathan (GBR)

Player Statistics	TOKIC Bojan (SLO)								Match	LIU Song (ARG)								Match
	Game							Match		Game							Match	
	1	2	3	4	5	6	7			1	2	3	4	5	6	7		
Points won	11	7	11	11	3	9	11	63	0	11	7	6	11	11	8	54		
Biggest lead	11	1	5	5	-	3	3	11	-	4	-	-	8	2	3	8		
Points won on own serve	6	2	6	4	1	5	5	29	0	5	3	2	4	6	3	23		
Points lost on own serve	0	6	4	4	7	5	5	31	5	5	5	7	2	4	6	34		
Most consecutive points won	11	2	5	4	1	4	5	11	0	4	5	3	7	4	3	7		
Greatest deficit overcome	-	-	-	-	-	-	3	3	-	1	-	-	-	3	-	3		
Handedness/Grip	Right/Shakehand									Left/Shakehand								

Game/Match Statistics	Game							Match
	1	2	3	4	5	6	7	
Longest rally (strokes)	9	14	8	7	10	11	10	14
Average rally	6	6	5	4	5	4	5	5

Game Progress

1	TOKIC Bojan (SLO)	*0	2	*4	6	*8	10	11	
	LIU Song (ARG)	0	*0	0	*0	0	*0	0	
2	TOKIC Bojan (SLO)	0	*1	2	*3	4	*5	5	*7
	LIU Song (ARG)	*0	1	*2	3	*4	5	*7	7
3	TOKIC Bojan (SLO)	*0	2	*4	5	*5	5	*7	9
	LIU Song (ARG)	0	*0	0	*1	3	*5	5	*5
4	TOKIC Bojan (SLO)	0	*2	3	*4	5	*7	7	*8
	LIU Song (ARG)	*0	0	*1	2	*3	3	*5	6
5	TOKIC Bojan (SLO)	*0	0	*0	0	*1	2	*3	3
	LIU Song (ARG)	0	*2	4	*6	7	*8	9	11
6	TOKIC Bojan (SLO)	0	*1	2	*4	5	*5	6	*6
	LIU Song (ARG)	*0	1	*2	2	*3	5	*6	8
7	TOKIC Bojan (SLO)	*0	0	*1	2	*3	4	*5	7
	LIU Song (ARG)	0	*2	3	*4	5	*6	7	*7

NOTES

The "Greatest deficit overcome" only applies when the player ends up winning the game.

LEGEND

MS Men's Singles * Server



ExCeL - North Arena 1

ExCeL - North Arena 1

SUN 29 JUL 2012

15:30

Table Tennis

Tennis de table

Men's Singles

Simple hommes

Second Round

2er tour



Match Results

Résultats du match

SCHLAGER Werner (AUT) 4-2 BOBOCICA Mihai (ITA)

Game Summary		Match	Game 1	Game 2	Game 3	Game 4	Game 5	Game 6	Game 7
SCHLAGER Werner	AUT	4	10	11	5	11	14	12	
BOBOCICA Mihai	ITA	2	12	9	11	8	12	10	
Duration:		67 min	8 min	7 min	6 min	6 min	11 min	8 min	

Match No : MS37 Table : 1

Umpires : PARK In Sook (KOR) STRODE Mick (GBR)

Player Statistics	SCHLAGER Werner (AUT)							Match	BOBOCICA Mihai (ITA)							Match
	Game								Game							
	1	2	3	4	5	6	7		1	2	3	4	5	6	7	
Points won	10	11	5	11	14	12		63	12	9	11	8	12	10		62
Biggest lead	1	2	1	4	4	2		4	4	1	6	1	1	5		6
Points won on own serve	6	8	2	7	7	7		37	7	7	5	5	6	6		36
Points lost on own serve	5	2	6	3	6	4		26	4	3	3	4	7	5		26
Most consecutive points won	5	2	1	3	3	5		5	3	2	4	3	3	5		5
Greatest deficit overcome	-	1	-	1	1	5		5	1	-	1	-	-	-		1
Handedness/Grip	Right/Shakehand								Right/Shakehand							

Game/Match Statistics	Game							Match
	1	2	3	4	5	6	7	
Longest rally (strokes)	9	14	20	11	12	14		20
Average rally	4	5	6	5	5	5		5

Game Progress

1	SCHLAGER Werner (AUT)	0	*1	2	*2	3	*3	4	*6	8	*9	10	*10	10				
	BOBOCICA Mihai (ITA)	*0	1	*2	4	*5	7	*8	8	*8	9	*10	11	12				
2	SCHLAGER Werner (AUT)	*0	1	*2	3	*4	6	*6	8	*8	10	11						
	BOBOCICA Mihai (ITA)	0	*1	2	*3	4	*4	6	*6	8	*8	9						
3	SCHLAGER Werner (AUT)	0	*1	1	*2	2	*3	4	*4	5								
	BOBOCICA Mihai (ITA)	*0	1	*3	4	*6	7	*8	10	11								
4	SCHLAGER Werner (AUT)	*0	1	*2	4	*5	7	*7	8	*9	10	11						
	BOBOCICA Mihai (ITA)	0	*1	2	*2	3	*3	5	*6	7	*8	8						
5	SCHLAGER Werner (AUT)	0	*1	3	*4	6	*6	7	*9	9	*10	10	*11	11	*11	12	*13	14
	BOBOCICA Mihai (ITA)	*0	1	*1	2	*2	4	*5	5	*7	8	*10	10	*11	12	*12	12	12
6	SCHLAGER Werner (AUT)	*0	2	*2	3	*3	3	*4	5	*7	9	*10	11	12				
	BOBOCICA Mihai (ITA)	0	*0	2	*3	5	*7	8	*9	9	*9	10	*10	10				

NOTES

The "Greatest deficit overcome" only applies when the player ends up winning the game.

LEGEND

MS Men's Singles * Server



ExCeL - North Arena 1
ExCeL - North Arena 1

MON 30 JUL 2012
10:00

Table Tennis
Tennis de table

Men's Singles
Simple hommes

Third Round
3er tour



Match Results

Résultats du match

ZHANG Jike (CHN) 4-0 VANG Bora (TUR)

Game Summary		Match	Game 1	Game 2	Game 3	Game 4	Game 5	Game 6	Game 7
ZHANG Jike	CHN	4	11	11	11	11			
VANG Bora	TUR	0	8	8	5	7			
Duration:		27 min	5 min	6 min	5 min	6 min			

Match No : MS38 Table : 1

Umpires : WEINSTEIN Saul (USA) TANG Norman (CAN)

Player Statistics	ZHANG Jike (CHN)								Match	VANG Bora (TUR)								Match	
	Game									Match	Game								
	1	2	3	4	5	6	7	1			2	3	4	5	6	7			
Points won	11	11	11	11					44	8	8	5	7					28	
Biggest lead	3	4	6	4					6	2	2	2	1					2	
Points won on own serve	7	6	6	7					26	6	4	3	4					17	
Points lost on own serve	2	4	2	3					11	4	5	5	4					18	
Most consecutive points won	5	4	4	4					5	2	2	2	3					3	
Greatest deficit overcome	2	2	2	1					2	-	-	-	-					-	
Handedness/Grip	Right/Shakehand									Right/Shakehand									

Game/Match Statistics	Game							Match
	1	2	3	4	5	6	7	
Longest rally (strokes)	7	20	11	8				20
Average rally	4	5	4	5				4

Game Progress

1	ZHANG Jike (CHN)	0	*0	2	*3	4	*4	5	*7	9	*10	11	VANG Bora (TUR)	*0	2	*2	3	*4	6	*7	7	*7	8	8
2	ZHANG Jike (CHN)	*0	1	*1	3	*4	5	*6	8	*10	10	11	VANG Bora (TUR)	0	*1	3	*3	4	*5	6	*6	6	*8	8
3	ZHANG Jike (CHN)	0	*0	2	*4	5	*7	8	*9	11	VANG Bora (TUR)	*0	2	*2	2	*3	3	*4	5	5				
4	ZHANG Jike (CHN)	*0	2	*2	3	*5	5	*7	9	*9	11	VANG Bora (TUR)	0	*0	2	*3	3	*5	5	*5	7	7		

NOTES

The "Greatest deficit overcome" only applies when the player ends up winning the game.

LEGEND

MS Men's Singles * Server



Match Results

Résultats du match

SAMSONOV Vladimir (BLR) 4-3 HENZELL William (AUS)

Game Summary		Match	Game 1	Game 2	Game 3	Game 4	Game 5	Game 6	Game 7
SAMSONOV Vladimir	BLR	4	12	8	11	11	11	8	11
HENZELL William	AUS	3	10	11	13	9	9	11	7
Duration:		65 min	7 min	7 min	9 min	7 min	7 min	8 min	7 min

Match No : MS39 Table : 2

Umpires : MACKEY John (GBR) WU Fei (CHN)

Player Statistics	SAMSONOV Vladimir (BLR)								Match	HENZELL William (AUS)								Match
	Game							Match		Game							Match	
	1	2	3	4	5	6	7			1	2	3	4	5	6	7		
Points won	12	8	11	11	11	8	11	72	10	11	13	9	9	11	7	70		
Biggest lead	3	1	3	2	2	1	5	5	2	3	2	2	3	3	3	3		
Points won on own serve	8	2	7	7	5	4	7	40	7	4	8	6	4	6	4	39		
Points lost on own serve	3	7	5	3	5	5	3	31	4	6	4	4	6	4	4	32		
Most consecutive points won	3	3	3	2	4	3	7	7	3	3	3	2	3	3	4	4		
Greatest deficit overcome	2	-	-	2	3	-	3	3	-	1	3	-	-	1	-	3		
Handedness/Grip	Right/Shakehand									Right/Shakehand								

Game/Match Statistics	Game							Match
	1	2	3	4	5	6	7	
Longest rally (strokes)	7	9	8	9	9	11	6	11
Average rally	4	5	4	4	4	5	4	4

Game Progress

1	SAMSONOV Vladimir (BLR)	*0	1	*1	2	*3	5	*6	8	*9	10	*10	11	12		
	HENZELL William (AUS)	0	*1	3	*4	5	*5	6	*6	7	*8	10	*10	10		
2	SAMSONOV Vladimir (BLR)	0	*1	1	*3	4	*5	5	*7	8	*8	8				
	HENZELL William (AUS)	*0	1	*3	3	*4	5	*7	7	*8	10	11				
3	SAMSONOV Vladimir (BLR)	*0	2	*3	4	*5	5	*6	8	*9	10	*10	11	*11	11	11
	HENZELL William (AUS)	0	*0	1	*2	3	*5	6	*6	7	*8	10	*10	11	*12	13
4	SAMSONOV Vladimir (BLR)	0	*0	2	*3	4	*5	6	*7	8	*9	11				
	HENZELL William (AUS)	*0	2	*2	3	*4	5	*6	7	*8	9	9				
5	SAMSONOV Vladimir (BLR)	*0	0	*1	2	*4	5	*5	7	*8	9	11				
	HENZELL William (AUS)	0	*2	3	*4	4	*5	7	*7	8	*9	9				
6	SAMSONOV Vladimir (BLR)	0	*0	1	*3	4	*4	6	*7	7	*8	8				
	HENZELL William (AUS)	*0	2	*3	3	*4	6	*6	7	*9	10	11				
7	SAMSONOV Vladimir (BLR)	*0	1	*1	2	*3	5	*7	9	*10	11					
	HENZELL William (AUS)	0	*1	3	*4	5	*5	5	*5	6	7					

NOTES

The "Greatest deficit overcome" only applies when the player ends up winning the game.

LEGEND

MS Men's Singles

* Server



ExCeL - North Arena 1
ExCeL - North Arena 1

MON 30 JUL 2012
10:00

Table Tennis
Tennis de table

Men's Singles
Simple hommes

Third Round
3er tour



Match Results

Résultats du match

JIANG Tianyi (HKG) 4-1 SMIRNOV Alexey (RUS)

Game Summary		Match	Game 1	Game 2	Game 3	Game 4	Game 5	Game 6	Game 7
JIANG Tianyi	HKG	4	11	11	6	12	12		
SMIRNOV Alexey	RUS	1	9	5	11	10	10		
Duration:		40 min	5 min	5 min	5 min	7 min	8 min		

Match No : MS40 Table : 4

Umpires : LARROZA Andres (PAR) SABBAGHIAN Hamid Reza (IRI)

Player Statistics	JIANG Tianyi (HKG)							Match	SMIRNOV Alexey (RUS)							Match
	Game								Game							
	1	2	3	4	5	6	7		1	2	3	4	5	6	7	
Points won	11	11	6	12	12			52	9	5	11	10	10			45
Biggest lead	2	6	-	3	5			6	2	-	5	-	-			5
Points won on own serve	7	7	3	7	8			32	6	4	6	6	7			29
Points lost on own serve	3	1	5	4	3			16	4	4	3	5	4			20
Most consecutive points won	4	3	2	2	5			5	3	3	5	3	3			5
Greatest deficit overcome	2	-	-	-	-			2	-	-	-	-	-			-
Handedness/Grip	Left/Shakehand								Right/Shakehand							

Game/Match Statistics	Game							Match
	1	2	3	4	5	6	7	
Longest rally (strokes)	12	6	10	8	12			12
Average rally	5	4	4	5	4			4

Game Progress

1	JIANG Tianyi (HKG)	0	*0	2	*4	4	*5	7	*7	8	*9	11		
	SMIRNOV Alexey (RUS)	*0	2	*2	2	*4	5	*5	7	*8	9	9		
2	JIANG Tianyi (HKG)	*0	2	*3	5	*6	8	*8	9	11				
	SMIRNOV Alexey (RUS)	0	*0	1	*1	2	*2	4	*5	5				
3	JIANG Tianyi (HKG)	0	*0	0	*1	2	*4	5	*5	6	6			
	SMIRNOV Alexey (RUS)	*0	2	*4	5	*6	6	*7	9	*10	11			
4	JIANG Tianyi (HKG)	*0	2	*3	4	*5	6	*7	8	*9	10	*10	12	
	SMIRNOV Alexey (RUS)	0	*0	1	*2	3	*4	5	*6	7	*8	10	*10	
5	JIANG Tianyi (HKG)	0	*2	4	*5	6	*6	7	*7	9	*9	10	*11	12
	SMIRNOV Alexey (RUS)	*0	0	*0	1	*2	4	*5	7	*7	9	*10	10	10

NOTES

The "Greatest deficit overcome" only applies when the player ends up winning the game.

LEGEND

MS Men's Singles * Server



ExCeL - North Arena 1
ExCeL - North Arena 1

MON 30 JUL 2012
10:00

Table Tennis
Tennis de table

Men's Singles
Simple hommes

Third Round
3er tour



Match Results

Résultats du match

KIM Hyok Bong (PRK) 4-2 JOO Saehyuk (KOR)

Game Summary		Match	Game 1	Game 2	Game 3	Game 4	Game 5	Game 6	Game 7
KIM Hyok Bong	PRK	4	11	6	8	11	11	15	
JOO Saehyuk	KOR	2	5	11	11	7	8	13	
Duration:		53 min	5 min	5 min	6 min	7 min	8 min	12 min	

Match No : MS41 Table : 3

Umpires : MANO Takako (JPN) WHITAKER Jonathan (GBR)

Player Statistics	KIM Hyok Bong (PRK)							Match	JOO Saehyuk (KOR)							Match
	Game								Game							
	1	2	3	4	5	6	7		1	2	3	4	5	6	7	
Points won	11	6	8	11	11	15		62	5	11	11	7	8	13		55
Biggest lead	6	2	3	4	3	3		6	1	5	3	1	2	1		5
Points won on own serve	5	4	5	2	6	7		29	2	7	6	1	4	6		26
Points lost on own serve	3	4	5	6	4	7		29	6	2	3	9	5	8		33
Most consecutive points won	5	3	4	3	5	3		5	1	6	3	2	3	3		6
Greatest deficit overcome	1	-	-	1	2	1		2	-	2	3	-	-	-		3
Handedness/Grip	Right/Shakehand								Right/Shakehand							

Game/Match Statistics	Game							Match
	1	2	3	4	5	6	7	
Longest rally (strokes)	20	16	15	22	21	29		29
Average rally	7	6	6	9	10	8		8

Game Progress

1	KIM Hyok Bong (PRK)	*0	1	*3	5	*6	7	*9	10	11										
	JOO Saehyuk (KOR)	0	*1	1	*1	2	*3	3	*4	5										
2	KIM Hyok Bong (PRK)	0	*1	2	*3	5	*5	6	*6	6										
	JOO Saehyuk (KOR)	*0	1	*2	3	*3	5	*6	8	*10	11									
3	KIM Hyok Bong (PRK)	*0	1	*3	4	*5	6	*6	7	*7	8									
	JOO Saehyuk (KOR)	0	*1	1	*2	3	*4	6	*7	9	*10	11								
4	KIM Hyok Bong (PRK)	0	*1	2	*4	5	*7	7	*9	9	11									
	JOO Saehyuk (KOR)	*0	1	*2	2	*3	3	*5	5	*7	7									
5	KIM Hyok Bong (PRK)	*0	1	*1	3	*5	6	*7	7	*8	10	11								
	JOO Saehyuk (KOR)	0	*1	3	*3	3	*4	5	*7	8	*8	8								
6	KIM Hyok Bong (PRK)	0	*1	3	*4	4	*6	7	*8	9	*10	10	*10	11	*11	12	*13	13	*14	
	JOO Saehyuk (KOR)	*0	1	*1	2	*4	4	*5	6	*7	8	*10	11	*11	12	*12	12	*13	13	
		15																		
		13																		

NOTES

The "Greatest deficit overcome" only applies when the player ends up winning the game.

LEGEND

MS Men's Singles * Server



ExCeL - North Arena 1

ExCeL - North Arena 1

MON 30 JUL 2012

11:00

Table Tennis

Tennis de table

Men's Singles

Simple hommes

Third Round

3er tour



Match Results

Résultats du match

OVTCHAROV Dimitrij (GER) 4-0 DRINKHALL Paul (GBR)

Game Summary		Match	Game 1	Game 2	Game 3	Game 4	Game 5	Game 6	Game 7
OVTCHAROV Dimitrij	GER	4	11	11	11	11			
DRINKHALL Paul	GBR	0	8	5	9	4			
Duration:		33 min	7 min	6 min	7 min	5 min			

Match No : MS42 Table : 1

Umpires : SORENSEN Allan (DEN) ROMAN Enrique (PUR)

Player Statistics	OVTCHAROV Dimitrij (GER)								Match	DRINKHALL Paul (GBR)								Match	
	Game									Match	Game								
	1	2	3	4	5	6	7	1			2	3	4	5	6	7			
Points won	11	11	11	11					44	8	5	9	4					26	
Biggest lead	6	6	3	7					7	1	2	1	-					2	
Points won on own serve	6	6	6	5					23	4	3	5	2					14	
Points lost on own serve	4	2	4	2					12	5	5	5	6					21	
Most consecutive points won	7	6	3	6					7	4	2	4	2					4	
Greatest deficit overcome	1	2	1	-					2	-	-	-	-					-	
Handedness/Grip	Right/Shakehand									Right/Shakehand									

Game/Match Statistics	Game								Match
	1	2	3	4	5	6	7		
Longest rally (strokes)	11	12	11	9					12
Average rally	5	6	5	5					5

Game Progress

1	OVTCHAROV Dimitrij (GER)	*0	1	*2	3	*4	6	*8	10	*10	10	11
	DRINKHALL Paul (GBR)	0	*1	2	*3	4	*4	4	*4	6	*8	8
2	OVTCHAROV Dimitrij (GER)	0	*0	1	*3	4	*5	7	*9	11		
	DRINKHALL Paul (GBR)	*0	2	*3	3	*4	5	*5	5	5		
3	OVTCHAROV Dimitrij (GER)	*0	1	*2	4	*5	6	*7	8	*8	9	11
	DRINKHALL Paul (GBR)	0	*1	2	*2	3	*4	5	*6	8	*9	9
4	OVTCHAROV Dimitrij (GER)	0	*2	3	*4	6	*8	9	*10	11		
	DRINKHALL Paul (GBR)	*0	0	*1	2	*2	2	*3	4	4		

NOTES

The "Greatest deficit overcome" only applies when the player ends up winning the game.

LEGEND

MS Men's Singles

*

Server



Match Results

Résultats du match

CHEN Weixing (AUT) 4-0 MATTENET Adrien (FRA)

Game Summary		Match	Game 1	Game 2	Game 3	Game 4	Game 5	Game 6	Game 7
CHEN Weixing	AUT	4	11	16	11	11			
MATTENET Adrien	FRA	0	3	14	6	9			
Duration:		31 min	4 min	9 min	5 min	7 min			

Match No : MS43 Table : 4

Umpires : SCARR Val (NZL) MEZEK Gregor (SLO)

Player Statistics	CHEN Weixing (AUT)								Match	MATTENET Adrien (FRA)								Match	
	Game									Match	Game								
	1	2	3	4	5	6	7	1			2	3	4	5	6	7			
Points won	11	16	11	11					49	3	14	6	9					32	
Biggest lead	8	5	5	3					8	-	2	1	1					2	
Points won on own serve	4	9	6	6					25	1	8	4	5					18	
Points lost on own serve	2	6	2	4					14	7	7	5	5					24	
Most consecutive points won	7	5	6	3					7	2	4	3	2					4	
Greatest deficit overcome	-	2	1	1					2	-	-	-	-					-	
Handedness/Grip	Right/Shakehand									Right/Shakehand									

Game/Match Statistics	Game							Match
	1	2	3	4	5	6	7	
Longest rally (strokes)	10	11	11	16				16
Average rally	6	5	6	6				5

Game Progress

1	CHEN Weixing (AUT)	0	*2	4	*6	7	*8	9	11										
	MATTENET Adrien (FRA)	*0	0	*0	0	*1	2	*3	3										
2	CHEN Weixing (AUT)	*0	2	*4	5	*5	6	*7	7	*7	9	*10	11	*11	11	*12	13	*13	13
	MATTENET Adrien (FRA)	0	*0	0	*1	3	*4	5	*7	9	*9	10	*10	11	*12	12	*12	13	*14
		*14	15	16															
		14	*14	14															
3	CHEN Weixing (AUT)	0	*1	3	*5	6	*6	8	*9	10	11								
	MATTENET Adrien (FRA)	*0	1	*1	1	*2	4	*4	5	*6	6								
4	CHEN Weixing (AUT)	*0	2	*2	3	*4	5	*6	7	*9	10	11							
	MATTENET Adrien (FRA)	0	*0	2	*3	4	*5	6	*7	7	*8	9							

NOTES

The "Greatest deficit overcome" only applies when the player ends up winning the game.

LEGEND

MS Men's Singles

*

Server



Match Results

Résultats du match

MAZE Michael (DEN) 4-1 KREANGA Kalinikos (GRE)

Game Summary		Match	Game 1	Game 2	Game 3	Game 4	Game 5	Game 6	Game 7
MAZE Michael	DEN	4	12	11	11	8	11		
KREANGA Kalinikos	GRE	1	10	6	8	11	3		
Duration:		46 min	10 min	7 min	8 min	7 min	6 min		

Match No : MS44 Table : 2

Umpires : MOELLER Claudia (GER) ALMENDARIZ Freddy (ECU)

Player Statistics	MAZE Michael (DEN)								Match	KREANGA Kalinikos (GRE)								Match	
	Game									Match	Game								
	1	2	3	4	5	6	7	1			2	3	4	5	6	7			
Points won	12	11	11	8	11				53	10	6	8	11	3				38	
Biggest lead	2	5	4	1	8				8	3	1	-	4	2				4	
Points won on own serve	7	6	5	4	6				28	6	3	4	5	3				21	
Points lost on own serve	4	3	4	6	0				17	5	5	6	4	5				25	
Most consecutive points won	3	6	4	4	6				6	3	3	3	5	2				5	
Greatest deficit overcome	3	1	-	-	2				3	-	-	-	1	-				1	
Handedness/Grip	Left/Shakehand									Right/Shakehand									

Game/Match Statistics	Game							Match
	1	2	3	4	5	6	7	
Longest rally (strokes)	18	9	24	17	13			24
Average rally	5	5	6	5	6			5

Game Progress

1	MAZE Michael (DEN)	0	*0	1	*2	3	*4	5	*6	8	*9	10	*11	12
	KREANGA Kalinikos (GRE)	*0	2	*3	4	*5	6	*7	8	*8	9	*10	10	10
2	MAZE Michael (DEN)	*0	1	*2	4	*6	7	*7	8	*10	11			
	KREANGA Kalinikos (GRE)	0	*1	2	*2	2	*3	5	*6	6	6			
3	MAZE Michael (DEN)	0	*1	3	*5	5	*6	8	*9	9	*10	11		
	KREANGA Kalinikos (GRE)	*0	1	*1	1	*3	4	*4	5	*7	8	8		
4	MAZE Michael (DEN)	*0	1	*2	3	*3	3	*4	6	*8	8	8		
	KREANGA Kalinikos (GRE)	0	*1	2	*3	5	*7	8	*8	8	*10	11		
5	MAZE Michael (DEN)	0	*0	2	*4	6	*7	9	11					
	KREANGA Kalinikos (GRE)	*0	2	*2	2	*2	3	*3	3					

NOTES

The "Greatest deficit overcome" only applies when the player ends up winning the game.

LEGEND

MS Men's Singles * Server



ExCeL - North Arena 1
ExCeL - North Arena 1

MON 30 JUL 2012
11:00

Table Tennis
Tennis de table

Men's Singles
Simple hommes

Third Round
3er tour



Match Results

Résultats du match

MIZUTANI Jun (JPN) 4-1 LASHIN EI-Sayed (EGY)

Game Summary		Match	Game 1	Game 2	Game 3	Game 4	Game 5	Game 6	Game 7
MIZUTANI Jun	JPN	4	11	9	11	11	11		
LASHIN EI-Sayed	EGY	1	4	11	9	5	6		
Duration:		38 min	4 min	7 min	9 min	5 min	6 min		

Match No : MS45 Table : 3

Umpires : COLOVIC Predrag (MKD) PARK In Sook (KOR)

Player Statistics	MIZUTANI Jun (JPN)							Match	LASHIN EI-Sayed (EGY)							Match
	Game								Game							
	1	2	3	4	5	6	7		1	2	3	4	5	6	7	
Points won	11	9	11	11	11			53	4	11	9	5	6			35
Biggest lead	7	1	4	6	5			7	1	2	1	2	-			2
Points won on own serve	7	5	6	7	9			34	3	6	5	4	6			24
Points lost on own serve	1	5	4	1	0			11	4	4	5	4	2			19
Most consecutive points won	6	2	4	6	3			6	3	3	3	2	2			3
Greatest deficit overcome	1	-	1	2	-			2	-	1	-	-	-			1
Handedness/Grip	Left/Shakehand								Right/Shakehand							

Game/Match Statistics	Game							Match
	1	2	3	4	5	6	7	
Longest rally (strokes)	26	15	24	12	24			26
Average rally	6	6	8	5	7			6

Game Progress

1	MIZUTANI Jun (JPN)	*0	2	*2	3	*5	7	*8	10	11		
	LASHIN EI-Sayed (EGY)	0	*0	2	*3	3	*3	4	*4	4		
2	MIZUTANI Jun (JPN)	0	*0	2	*2	3	*5	6	*7	8	*9	9
	LASHIN EI-Sayed (EGY)	*0	2	*2	4	*5	5	*6	7	*8	9	11
3	MIZUTANI Jun (JPN)	*0	1	*2	3	*5	6	*7	9	*9	10	11
	LASHIN EI-Sayed (EGY)	0	*1	2	*3	3	*4	5	*5	7	*8	9
4	MIZUTANI Jun (JPN)	0	*0	2	*3	4	*5	7	*9	11		
	LASHIN EI-Sayed (EGY)	*0	2	*2	3	*4	5	*5	5	5		
5	MIZUTANI Jun (JPN)	*0	2	*2	4	*4	6	*7	9	*10	11	
	LASHIN EI-Sayed (EGY)	0	*0	2	*2	4	*4	5	*5	6	6	

NOTES

The "Greatest deficit overcome" only applies when the player ends up winning the game.

LEGEND

MS Men's Singles * Server



ExCeL - North Arena 1
ExCeL - North Arena 1

MON 30 JUL 2012
12:00

Table Tennis
Tennis de table

Men's Singles
Simple hommes

Third Round
3er tour



Match Results

Résultats du match

BOLL Timo (GER) 4-0 ALAMIYAN Noshad (IRI)

Game Summary		Match	Game 1	Game 2	Game 3	Game 4	Game 5	Game 6	Game 7
BOLL Timo	GER	4	11	11	12	12			
ALAMIYAN Noshad	IRI	0	8	5	10	10			
Duration:		32 min	5 min	5 min	7 min	6 min			

Match No : MS46 Table : 1

Umpires : WHITAKER Jonathan (GBR) MANO Takako (JPN)

Player Statistics	BOLL Timo (GER)								Match	ALAMIYAN Noshad (IRI)								Match	
	Game									Match	Game								
	1	2	3	4	5	6	7				1	2	3	4	5	6	7		
Points won	11	11	12	12					46	8	5	10	10					33	
Biggest lead	4	6	2	4					6	2	1	4	1					4	
Points won on own serve	5	6	6	5					22	4	3	5	4					16	
Points lost on own serve	4	2	5	6					17	6	5	6	7					24	
Most consecutive points won	5	5	6	3					6	3	2	6	4					6	
Greatest deficit overcome	2	1	4	1					4	-	-	-	-					-	
Handedness/Grip	Left/Shakehand									Left/Shakehand									

Game/Match Statistics	Game								Match
	1	2	3	4	5	6	7		
Longest rally (strokes)	8	11	14	11					14
Average rally	4	6	5	6					5

Game Progress

1	BOLL Timo (GER)	0	*0	1	*3	4	*5	7	*9	9	*10	11		
	ALAMIYAN Noshad (IRI)	*0	2	*3	3	*4	5	*5	5	*7	8	8		
2	BOLL Timo (GER)	*0	1	*2	4	*4	6	*8	9	11				
	ALAMIYAN Noshad (IRI)	0	*1	2	*2	4	*4	4	*5	5				
3	BOLL Timo (GER)	0	*2	3	*4	5	*5	5	*5	6	*8	10	*11	12
	ALAMIYAN Noshad (IRI)	*0	0	*1	2	*3	5	*7	9	*10	10	*10	10	10
4	BOLL Timo (GER)	*0	1	*2	3	*4	5	*7	8	*10	10	*10	11	12
	ALAMIYAN Noshad (IRI)	0	*1	2	*3	4	*5	5	*6	6	*8	10	*10	10

NOTES

The "Greatest deficit overcome" only applies when the player ends up winning the game.

LEGEND

MS Men's Singles * Server



ExCeL - North Arena 1
ExCeL - North Arena 1

MON 30 JUL 2012
12:00

Table Tennis
Tennis de table

Men's Singles
Simple hommes

Third Round
3er tour



Match Results

Résultats du match

CRISAN Adrian (ROU) 4-2 HE Zhiwen (ESP)

Game Summary		Match	Game 1	Game 2	Game 3	Game 4	Game 5	Game 6	Game 7
CRISAN Adrian	ROU	4	5	11	11	9	11	11	
HE Zhiwen	ESP	2	11	8	5	11	8	9	
Duration:		39 min	5 min	5 min	4 min	6 min	6 min	6 min	

Match No : MS47 Table : 4

Umpires : BONGELLI Paola (ITA) LO Mun Ho (HKG)

Player Statistics	CRISAN Adrian (ROU)							Match	HE Zhiwen (ESP)							Match
	Game								Game							
	1	2	3	4	5	6	7		1	2	3	4	5	6	7	
Points won	5	11	11	9	11	11		58	11	8	5	11	8	9		52
Biggest lead	1	6	7	3	5	5		7	6	-	-	3	1	2		6
Points won on own serve	2	5	6	4	5	4		26	5	3	3	5	4	3		23
Points lost on own serve	6	5	2	6	4	6		29	3	6	5	5	6	7		32
Most consecutive points won	2	6	4	2	6	5		6	4	5	2	4	3	5		5
Greatest deficit overcome	-	-	-	-	1	2		2	1	-	-	3	-	-		3
Handedness/Grip	Right/Shakehand								Left/Penholder							

Game/Match Statistics	Game							Match
	1	2	3	4	5	6	7	
Longest rally (strokes)	14	13	11	15	16	14		16
Average rally	6	5	5	6	6	6		6

Game Progress

1	CRISAN Adrian (ROU)	0	*1	2	*3	3	*4	5	*5	5		
	HE Zhiwen (ESP)	*0	1	*2	3	*5	6	*7	9	11		
2	CRISAN Adrian (ROU)	*0	1	*3	5	*7	8	*8	8	*9	10	11
	HE Zhiwen (ESP)	0	*1	1	*1	1	*2	4	*6	7	*8	8
3	CRISAN Adrian (ROU)	0	*1	3	*5	6	*7	9	*10	11		
	HE Zhiwen (ESP)	*0	1	*1	1	*2	3	*3	4	5		
4	CRISAN Adrian (ROU)	*0	2	*3	4	*5	5	*6	6	*7	8	9
	HE Zhiwen (ESP)	0	*0	1	*2	3	*5	6	*8	9	*10	11
5	CRISAN Adrian (ROU)	0	*2	3	*3	4	*6	8	*9	9	*10	11
	HE Zhiwen (ESP)	*0	0	*1	3	*4	4	*4	5	*7	8	8
6	CRISAN Adrian (ROU)	*0	0	*2	3	*4	6	*8	9	*9	9	11
	HE Zhiwen (ESP)	0	*2	2	*3	4	*4	4	*5	7	*9	9

NOTES

The "Greatest deficit overcome" only applies when the player ends up winning the game.

LEGEND

MS Men's Singles * Server



Match Results
Résultats du match

GACINA Andrej (CRO) 4-3 SHIBAEV Alexander (RUS)

Game Summary		Match	Game 1	Game 2	Game 3	Game 4	Game 5	Game 6	Game 7
GACINA Andrej	CRO	4	11	11	9	11	8	9	11
SHIBAEV Alexander	RUS	3	6	7	11	8	11	11	8
Duration:		69 min	6 min	7 min	8 min	9 min	9 min	8 min	9 min

Match No : MS48 Table : 2

Umpires : WU Fei (CHN) MACKEY John (GBR)

Player Statistics	GACINA Andrej (CRO)								Match	SHIBAEV Alexander (RUS)								Match
	Game							Match		Game							Match	
	1	2	3	4	5	6	7			1	2	3	4	5	6	7		
Points won	11	11	9	11	8	9	11	70	6	7	11	8	11	11	8	62		
Biggest lead	5	4	3	5	1	3	4	5	-	1	2	-	3	2	-	3		
Points won on own serve	5	4	6	6	3	4	8	36	2	3	7	5	4	5	6	32		
Points lost on own serve	4	4	4	3	7	6	2	30	6	7	3	5	5	5	3	34		
Most consecutive points won	3	4	3	4	2	4	3	4	1	2	3	4	4	5	3	5		
Greatest deficit overcome	-	1	-	-	-	-	-	1	-	-	3	-	1	3	-	3		
Handedness/Grip	Right/Shakehand									Right/Shakehand								

Game/Match Statistics	Game							Match
	1	2	3	4	5	6	7	
Longest rally (strokes)	16	7	12	18	21	7	10	21
Average rally	6	4	4	5	5	4	5	5

Game Progress

1	GACINA Andrej (CRO)	*0	1	*2	3	*5	6	*8	9	*10	11	
	SHIBAEV Alexander (RUS)	0	*1	2	*3	3	*4	4	*5	6	6	
2	GACINA Andrej (CRO)	0	*1	2	*3	4	*6	7	*8	9	11	
	SHIBAEV Alexander (RUS)	*0	1	*2	3	*4	4	*5	6	*7	7	
3	GACINA Andrej (CRO)	*0	2	*3	4	*4	5	*5	6	*7	8	9
	SHIBAEV Alexander (RUS)	0	*0	1	*2	4	*5	7	*8	9	*10	11
4	GACINA Andrej (CRO)	0	*2	4	*5	6	*6	7	*8	9	*10	11
	SHIBAEV Alexander (RUS)	*0	0	*0	1	*2	4	*5	6	*7	8	8
5	GACINA Andrej (CRO)	*0	1	*2	3	*4	4	*5	6	*8	8	8
	SHIBAEV Alexander (RUS)	0	*1	2	*3	4	*6	7	*8	8	*10	11
6	GACINA Andrej (CRO)	0	*1	2	*4	5	*6	7	*8	9	*9	9
	SHIBAEV Alexander (RUS)	*0	1	*2	2	*3	4	*5	6	*7	9	11
7	GACINA Andrej (CRO)	*0	2	*3	4	*4	6	*7	9	*9	10	11
	SHIBAEV Alexander (RUS)	0	*0	1	*2	4	*4	5	*5	7	*8	8

NOTES

The "Greatest deficit overcome" only applies when the player ends up winning the game.

LEGEND

MS Men's Singles * Server



ExCeL - North Arena 1

ExCeL - North Arena 1

MON 30 JUL 2012

12:00

Table Tennis

Tennis de table

Men's Singles

Simple hommes

Third Round

3er tour



Match Results

Résultats du match

CHUANG Chih-Yuan (TPE) 4-0 ZWICKL Daniel (HUN)

Game Summary		Match	Game 1	Game 2	Game 3	Game 4	Game 5	Game 6	Game 7
CHUANG Chih-Yuan	TPE	4	11	11	11	11			
ZWICKL Daniel	HUN	0	8	8	6	9			
Duration:		29 min	6 min	6 min	5 min	6 min			

Match No : MS49 Table : 3

Umpires : SABBAGHIAN Hamid Reza (IRI) LARROZA Andres (PAR)

Player Statistics	CHUANG Chih-Yuan (TPE)								Match	ZWICKL Daniel (HUN)								Match	
	Game									Match	Game								
	1	2	3	4	5	6	7	1			2	3	4	5	6	7			
Points won	11	11	11	11					44	8	8	6	9					31	
Biggest lead	6	3	5	3					6	1	1	1	-					1	
Points won on own serve	7	6	7	4					24	4	5	4	3					16	
Points lost on own serve	4	3	2	6					15	4	5	4	7					20	
Most consecutive points won	6	3	4	2					6	3	2	2	2					3	
Greatest deficit overcome	1	1	1	-					1	-	-	-	-					-	
Handedness/Grip	Right/Shakehand									Right/Shakehand									

Game/Match Statistics	Game								Match
	1	2	3	4	5	6	7		
Longest rally (strokes)	12	12	12	13					13
Average rally	5	4	5	5					5

Game Progress

1	CHUANG Chih-Yuan (TPE)	*0	1	*3	5	*6	*8	*8	9	*9	10	11
	ZWICKL Daniel (HUN)	0	*1	1	*1	2	2	4	*5	7	*8	8
2	CHUANG Chih-Yuan (TPE)	0	*1	2	*3	4	*5	7	*8	9	*10	11
	ZWICKL Daniel (HUN)	*0	1	*2	3	*4	5	*5	6	*7	8	8
3	CHUANG Chih-Yuan (TPE)	*0	1	*2	4	*5	7	*8	9	*10	11	
	ZWICKL Daniel (HUN)	0	*1	2	*2	3	*3	4	*5	6	6	
4	CHUANG Chih-Yuan (TPE)	0	*2	2	*3	4	*6	7	*8	9	*10	11
	ZWICKL Daniel (HUN)	*0	0	*2	3	*4	4	*5	6	*7	8	9

NOTES

The "Greatest deficit overcome" only applies when the player ends up winning the game.

LEGEND

MS Men's Singles

*

Server



ExCeL - North Arena 1
ExCeL - North Arena 1

MON 30 JUL 2012
13:00

Table Tennis
Tennis de table

Men's Singles
Simple hommes

Third Round
3er tour



Match Results

Résultats du match

OH Sangeun (KOR) 4-0 FREITAS Marcos (POR)

Game Summary		Match	Game 1	Game 2	Game 3	Game 4	Game 5	Game 6	Game 7
OH Sangeun	KOR	4	11	11	11	11			
FREITAS Marcos	POR	0	8	6	2	8			
Duration:		23 min	5 min	6 min	4 min	6 min			

Match No : MS50 Table : 4

Umpires : STRODE Mick (GBR) LANASRI Said (ALG)

Player Statistics	OH Sangeun (KOR)								Match	FREITAS Marcos (POR)								Match
	Game									Game								
	1	2	3	4	5	6	7			1	2	3	4	5	6	7		
Points won	11	11	11	11					44	8	6	2	8					24
Biggest lead	3	5	9	3					9	1	2	-	3					3
Points won on own serve	7	7	7	8					29	5	5	2	7					19
Points lost on own serve	3	1	0	1					5	4	4	4	3					15
Most consecutive points won	3	6	7	3					7	3	2	1	3					3
Greatest deficit overcome	1	2	-	3					3	-	-	-	-					-
Handedness/Grip	Right/Shakehand									Left/Shakehand								

Game/Match Statistics	Game								Match
	1	2	3	4	5	6	7		
Longest rally (strokes)	18	14	11	12					18
Average rally	7	5	5	5					5

Game Progress

1	OH Sangeun (KOR)			*0	2	*2	3	*4	6	*7	8	*9	10	11	FREITAS Marcos (POR)	0	*0	2	*3	4	*4	5	*6	7	*8	8
2	OH Sangeun (KOR)			0	*0	2	*4	6	*6	8	*9	10	11	FREITAS Marcos (POR)	*0	2	*2	2	*2	4	*4	5	*6	6		
3	OH Sangeun (KOR)			*0	2	*4	6	*7	9	*10	11	FREITAS Marcos (POR)	0	*0	0	*0	1	*1	2	2						
4	OH Sangeun (KOR)			0	*0	1	*2	4	*5	7	*7	9	*10	11	FREITAS Marcos (POR)	*0	2	*3	4	*4	5	*5	7	*7	8	8

NOTES

The "Greatest deficit overcome" only applies when the player ends up winning the game.

LEGEND

MS Men's Singles

* Server



Match Results

Résultats du match

KISHIKAWA Seiya (JPN) 4-3 GIONIS Panagiotis (GRE)

Game Summary		Match	Game 1	Game 2	Game 3	Game 4	Game 5	Game 6	Game 7
KISHIKAWA Seiya	JPN	4	11	7	11	8	11	8	12
GIONIS Panagiotis	GRE	3	7	11	9	11	7	11	10
Duration:		67 min	6 min	8 min	9 min	7 min	7 min	7 min	10 min

Match No : MS51 Table : 2

Umpires : MEZEK Gregor (SLO) SCARR Val (NZL)

Player Statistics	KISHIKAWA Seiya (JPN)								GIONIS Panagiotis (GRE)							
	Game							Match	Game							Match
	1	2	3	4	5	6	7		1	2	3	4	5	6	7	
Points won	11	7	11	8	11	8	12	68	7	11	9	11	7	11	10	66
Biggest lead	7	-	4	2	4	5	2	7	-	5	1	3	1	3	2	5
Points won on own serve	5	5	6	6	6	5	8	41	4	6	5	7	5	6	7	40
Points lost on own serve	3	5	4	4	2	5	3	26	6	2	5	2	5	3	4	27
Most consecutive points won	7	2	4	2	5	4	3	7	7	5	3	3	2	8	2	8
Greatest deficit overcome	-	-	1	-	1	-	2	2	-	-	-	2	-	5	-	5
Handedness/Grip	Right/Shakehand								Right/Shakehand							

Game/Match Statistics	Game							Match
	1	2	3	4	5	6	7	
Longest rally (strokes)	15	17	27	27	22	15	16	27
Average rally	8	9	9	7	8	7	8	8

Game Progress

1	KISHIKAWA Seiya (JPN)	0	*2	4	*6	7	*7	7	*7	9	11			
	GIONIS Panagiotis (GRE)	*0	0	*0	0	*1	3	*5	7	*7	7			
2	KISHIKAWA Seiya (JPN)	*0	0	*0	1	*2	3	*4	6	*6	7			
	GIONIS Panagiotis (GRE)	0	*2	4	*5	6	*7	8	*8	10	11			
3	KISHIKAWA Seiya (JPN)	0	*1	2	*3	4	*6	8	*8	9	*10	11		
	GIONIS Panagiotis (GRE)	*0	1	*2	3	*4	4	*4	6	*7	8	9		
4	KISHIKAWA Seiya (JPN)	*0	2	*2	4	*4	5	*6	6	*7	8	8		
	GIONIS Panagiotis (GRE)	0	*0	2	*2	4	*5	6	*8	9	*10	11		
5	KISHIKAWA Seiya (JPN)	0	*1	2	*3	4	*6	8	*8	10	11			
	GIONIS Panagiotis (GRE)	*0	1	*2	3	*4	4	*4	6	*6	7			
6	KISHIKAWA Seiya (JPN)	*0	1	*3	5	*5	7	*8	8	*8	8	8		
	GIONIS Panagiotis (GRE)	0	*1	1	*1	3	*3	4	*6	8	*10	11		
7	KISHIKAWA Seiya (JPN)	0	*0	2	*3	4	*5	7	*7	8	*9	10	*11	12
	GIONIS Panagiotis (GRE)	*0	2	*2	3	*4	5	*5	7	*8	9	*10	10	10

NOTES

The "Greatest deficit overcome" only applies when the player ends up winning the game.

LEGEND

MS Men's Singles * Server



ExCeL - North Arena 1
ExCeL - North Arena 1

MON 30 JUL 2012
13:00

Table Tennis
Tennis de table

Men's Singles
Simple hommes

Third Round
3er tour



Match Results

Résultats du match

GAO Ning (SIN) 4-0 TOKIC Bojan (SLO)

Game Summary		Match	Game 1	Game 2	Game 3	Game 4	Game 5	Game 6	Game 7
GAO Ning	SIN	4	11	11	11	14			
TOKIC Bojan	SLO	0	7	7	5	12			
Duration:		33 min	5 min	7 min	6 min	11 min			

Match No : MS52 Table : 3

Umpires : ROMAN Enrique (PUR) SORENSEN Allan (DEN)

Player Statistics	GAO Ning (SIN)								Match	TOKIC Bojan (SLO)								Match
	Game									Game								
	1	2	3	4	5	6	7			1	2	3	4	5	6	7		
Points won	11	11	11	14					47	7	7	5	12					31
Biggest lead	4	4	6	3					6	3	-	2	1					3
Points won on own serve	7	5	7	7					26	6	2	4	6					18
Points lost on own serve	1	5	1	6					13	4	6	4	7					21
Most consecutive points won	5	3	5	4					5	3	2	2	3					3
Greatest deficit overcome	3	-	2	1					3	-	-	-	-					-
Handedness/Grip	Right/Shakehand									Right/Shakehand								

Game/Match Statistics	Game							Match
	1	2	3	4	5	6	7	
Longest rally (strokes)	7	9	9	11				11
Average rally	4	5	5	6				5

Game Progress

1	GAO Ning (SIN)	0	*0	2	*2	3	*4	6	*7	9	11	TOKIC Bojan (SLO)	*0	2	*2	4	*5	6	*6	7	*7	7														
2	GAO Ning (SIN)	*0	2	*3	4	*5	5	*7	8	*10	11	TOKIC Bojan (SLO)	0	*0	1	*2	3	*5	5	*6	6	7														
3	GAO Ning (SIN)	0	*0	1	*3	5	*6	8	*9	11	TOKIC Bojan (SLO)	*0	2	*3	3	*3	4	*4	5	5																
4	GAO Ning (SIN)	*0	1	*2	3	*5	6	*7	8	*8	10	*10	10	*11	11	*12	13	14	TOKIC Bojan (SLO)	0	*1	2	*3	3	*4	5	*6	8	*8	10	*11	11	*12	12	*12	12

NOTES

The "Greatest deficit overcome" only applies when the player ends up winning the game.

LEGEND

MS Men's Singles * Server



ExCeL - North Arena 1

ExCeL - North Arena 1

MON 30 JUL 2012

13:00

Table Tennis

Tennis de table

Men's Singles

Simple hommes

Third Round

3er tour



Match Results

Résultats du match

WANG Hao (CHN) 4-1 SCHLAGER Werner (AUT)

Game Summary		Match	Game 1	Game 2	Game 3	Game 4	Game 5	Game 6	Game 7
WANG Hao	CHN	4	11	8	11	11	11		
SCHLAGER Werner	AUT	1	3	11	9	8	9		
Duration:		44 min	4 min	7 min	7 min	6 min	7 min		

Match No : MS53 Table : 1

Umpires : ALMENDARIZ Freddy (ECU) MOELLER Claudia (GER)

Player Statistics	WANG Hao (CHN)								Match	SCHLAGER Werner (AUT)								Match	
	Game									Match	Game								
	1	2	3	4	5	6	7	1			2	3	4	5	6	7			
Points won	11	8	11	11	11				52	3	11	9	8	9				40	
Biggest lead	8	-	4	6	2				8	-	4	-	1	3				4	
Points won on own serve	6	5	6	7	7				31	1	7	5	6	6				25	
Points lost on own serve	2	4	4	2	3				15	5	3	5	4	4				21	
Most consecutive points won	7	4	4	6	5				7	2	4	4	3	4				4	
Greatest deficit overcome	-	-	-	1	3				3	-	-	-	-	-				-	
Handedness/Grip	Right/Penholder									Right/Shakehand									

Game/Match Statistics	Game							Match
	1	2	3	4	5	6	7	
Longest rally (strokes)	6	14	11	7	10			14
Average rally	3	5	5	3	4			4

Game Progress

1	WANG Hao (CHN)	*0	1	*3	5	*7	8	*9	11									
	SCHLAGER Werner (AUT)	0	*1	1	*1	1	*2	3	3									
2	WANG Hao (CHN)	0	*0	2	*2	2	*3	5	*7	8	*8	8						
	SCHLAGER Werner (AUT)	*0	2	*2	4	*6	7	*7	7	*8	10	11						
3	WANG Hao (CHN)	*0	2	*4	4	*4	6	*7	9	*10	10	11						
	SCHLAGER Werner (AUT)	0	*0	0	*2	4	*4	5	*5	6	*8	9						
4	WANG Hao (CHN)	0	*1	2	*3	5	*7	9	*9	10	*10	11						
	SCHLAGER Werner (AUT)	*0	1	*2	3	*3	3	*3	5	*6	8	8						
5	WANG Hao (CHN)	*0	2	*2	3	*3	4	*6	8	*8	9	11						
	SCHLAGER Werner (AUT)	0	*0	2	*3	5	*6	6	*6	8	*9	9						

NOTES

The "Greatest deficit overcome" only applies when the player ends up winning the game.

LEGEND

MS Men's Singles

* Server



ExCeL - North Arena 1
ExCeL - North Arena 1

MON 30 JUL 2012
19:00

Table Tennis
Tennis de table

Men's Singles
Simple hommes

Fourth Round
4er tour



Match Results

Résultats du match

ZHANG Jike (CHN) 4-3 SAMSONOV Vladimir (BLR)

Game Summary		Match	Game 1	Game 2	Game 3	Game 4	Game 5	Game 6	Game 7
ZHANG Jike	CHN	4	4	11	11	8	8	11	11
SAMSONOV Vladimir	BLR	3	11	7	5	11	11	7	7
Duration:		59 min	5 min	6 min	5 min	7 min	8 min	7 min	9 min

Match No : MS54 Table : 1

Umpires : TANG Norman (CAN) WEINSTEIN Saul (USA)

Player Statistics	ZHANG Jike (CHN)								Match	SAMSONOV Vladimir (BLR)								Match
	Game							Match		Game							Match	
	1	2	3	4	5	6	7			1	2	3	4	5	6	7		
Points won	4	11	11	8	8	11	11	64	11	7	5	11	11	7	7	59		
Biggest lead	1	8	6	1	-	4	4	8	7	-	-	4	5	1	-	7		
Points won on own serve	2	4	7	5	6	5	9	38	5	3	4	7	7	4	6	36		
Points lost on own serve	6	4	1	4	4	3	1	23	2	7	4	3	2	6	2	26		
Most consecutive points won	2	5	4	3	2	3	3	5	5	6	3	4	4	2	3	6		
Greatest deficit overcome	-	-	-	-	-	1	-	1	1	-	-	1	-	-	-	1		
Handedness/Grip	Right/Shakehand									Right/Shakehand								

Game/Match Statistics	Game							Match
	1	2	3	4	5	6	7	
Longest rally (strokes)	12	7	9	11	18	10	13	18
Average rally	5	5	5	4	6	4	6	5

Game Progress

1	ZHANG Jike (CHN)	*0	1	*2	2	*2	3	*4	4	4
	SAMSONOV Vladimir (BLR)	0	*1	2	*4	6	*7	8	*10	11
2	ZHANG Jike (CHN)	0	*2	4	*5	7	*9	9	*9	11
	SAMSONOV Vladimir (BLR)	*0	0	*0	1	*1	1	*3	5	*7
3	ZHANG Jike (CHN)	*0	2	*3	5	*5	6	*7	9	11
	SAMSONOV Vladimir (BLR)	0	*0	1	*1	3	*4	5	*5	5
4	ZHANG Jike (CHN)	0	*1	1	*2	4	*4	5	*5	7
	SAMSONOV Vladimir (BLR)	*0	1	*3	4	*4	6	*7	9	*10
5	ZHANG Jike (CHN)	*0	1	*1	2	*3	4	*4	5	*6
	SAMSONOV Vladimir (BLR)	0	*1	3	*4	5	*6	8	*9	10
6	ZHANG Jike (CHN)	0	*1	2	*3	5	*6	7	*9	10
	SAMSONOV Vladimir (BLR)	*0	1	*2	3	*3	4	*5	5	*6
7	ZHANG Jike (CHN)	*0	2	*3	4	*4	6	*7	9	*9
	SAMSONOV Vladimir (BLR)	0	*0	1	*2	4	*4	5	*5	7

NOTES

The "Greatest deficit overcome" only applies when the player ends up winning the game.

LEGEND

MS Men's Singles * Server



ExCeL - North Arena 1
ExCeL - North Arena 1

MON 30 JUL 2012
19:00

Table Tennis
Tennis de table

Men's Singles
Simple hommes

Fourth Round
4er tour



Match Results

Résultats du match

JIANG Tianyi (HKG) 4-3 KIM Hyok Bong (PRK)

Game Summary		Match	Game 1	Game 2	Game 3	Game 4	Game 5	Game 6	Game 7
JIANG Tianyi	HKG	4	14	6	11	9	11	11	15
KIM Hyok Bong	PRK	3	12	11	13	11	6	7	13
Duration:		67 min	9 min	6 min	8 min	7 min	5 min	5 min	11 min

Match No : MS55 Table : 4

Umpires : WHITAKER Jonathan (GBR) MANO Takako (JPN)

Player Statistics	JIANG Tianyi (HKG)								Match	KIM Hyok Bong (PRK)								Match
	Game							Match		Game							Match	
	1	2	3	4	5	6	7			1	2	3	4	5	6	7		
Points won	14	6	11	9	11	11	15	77	12	11	13	11	6	7	13	73		
Biggest lead	2	1	5	2	5	5	2	5	1	5	2	3	1	2	3	5		
Points won on own serve	9	3	5	5	6	6	9	43	8	6	6	6	3	5	8	42		
Points lost on own serve	4	5	7	5	3	2	5	31	5	3	6	4	5	5	6	34		
Most consecutive points won	3	2	3	3	4	4	4	4	2	5	4	4	3	2	4	5		
Greatest deficit overcome	1	-	-	-	1	2	3	3	-	1	5	2	-	-	-	5		
Handedness/Grip	Left/Shakehand								Right/Shakehand									

Game/Match Statistics	Game							Match
	1	2	3	4	5	6	7	
Longest rally (strokes)	20	8	10	11	9	15	10	20
Average rally	6	4	5	5	5	5	5	5

Game Progress

1	JIANG Tianyi (HKG)	*0	1	*2	3	*4	6	*6	7	*8	9	*10	11	*11	12	*12	13	14	
	KIM Hyok Bong (PRK)	0	*1	2	*3	4	*4	6	*7	8	*9	10	*10	11	*11	12	*12	12	
2	JIANG Tianyi (HKG)	0	*1	2	*3	4	*5	6	*6	6	6	6	6	6	6	6	6	6	
	KIM Hyok Bong (PRK)	*0	1	*2	3	*4	5	*6	8	*10	11	11	11	11	11	11	11	11	
3	JIANG Tianyi (HKG)	*0	2	*3	5	*6	7	*8	8	*9	9	*10	10	*11	11	11	11	11	
	KIM Hyok Bong (PRK)	0	*0	1	*1	2	*3	4	*6	7	*9	10	*11	11	*12	13	13	13	
4	JIANG Tianyi (HKG)	0	*1	2	*3	5	*5	6	*6	7	*9	9	9	9	9	9	9	9	
	KIM Hyok Bong (PRK)	*0	1	*2	3	*3	5	*6	8	*9	9	9	9	9	9	9	9	9	
5	JIANG Tianyi (HKG)	*0	1	*2	4	*5	5	*7	9	*10	11	11	11	11	11	11	11	11	
	KIM Hyok Bong (PRK)	0	*1	2	*2	3	*5	5	*5	6	6	6	6	6	6	6	6	6	
6	JIANG Tianyi (HKG)	0	*0	2	*4	5	*6	8	*9	10	11	11	11	11	11	11	11	11	
	KIM Hyok Bong (PRK)	*0	2	*2	2	*3	4	*4	5	*6	7	7	7	7	7	7	7	7	
7	JIANG Tianyi (HKG)	*0	1	*1	2	*3	5	*6	6	*7	8	*10	11	*11	12	*12	13	*13	14
	KIM Hyok Bong (PRK)	0	*1	3	*4	5	*5	6	*8	9	*10	10	*10	11	*11	12	*12	13	*13
		15																	
		13																	

NOTES

The "Greatest deficit overcome" only applies when the player ends up winning the game.

LEGEND

MS Men's Singles * Server



Match Results

Résultats du match

OVTCHAROV Dimitrij (GER) 4-0 CHEN Weixing (AUT)

Game Summary		Match	Game 1	Game 2	Game 3	Game 4	Game 5	Game 6	Game 7
OVTCHAROV Dimitrij	GER	4	11	16	11	11			
CHEN Weixing	AUT	0	8	14	8	5			
Duration:		37 min	7 min	12 min	6 min	6 min			

Match No : MS56 Table : 3

Umpires : BONGELLI Paola (ITA) LO Mun Ho (HKG)

Player Statistics	OVTCHAROV Dimitrij (GER)							Match	CHEN Weixing (AUT)							Match	
	Game								Game								
	1	2	3	4	5	6	7		1	2	3	4	5	6	7		
Points won	11	16	11	11				49	8	14	8	5					35
Biggest lead	3	2	3	6				6	1	3	-	-					3
Points won on own serve	6	10	7	6				29	4	9	5	3					21
Points lost on own serve	4	5	3	2				14	5	6	4	5					20
Most consecutive points won	3	4	3	4				4	2	2	2	1					2
Greatest deficit overcome	1	3	-	-				3	-	-	-	-					-
Handedness/Grip	Right/Shakehand								Right/Shakehand								

Game/Match Statistics	Game							Match
	1	2	3	4	5	6	7	
Longest rally (strokes)	12	11	10	12				12
Average rally	6	5	5	4				5

Game Progress

1	OVTCHAROV Dimitrij (GER)	*0	1	*2	3	*4	5	*6	8	*9	10	11							
	CHEN Weixing (AUT)	0	*1	2	*3	4	*5	6	*6	7	*8	8							
2	OVTCHAROV Dimitrij (GER)	0	*0	1	*2	4	*4	6	*8	8	*9	10	*10	11	*11	12	*13	13	*13
	CHEN Weixing (AUT)	*0	2	*3	4	*4	6	*6	6	*8	9	*10	11	*11	12	*12	12	*13	14
		14	*15	16															
		*14	14	14															
3	OVTCHAROV Dimitrij (GER)	*0	1	*2	3	*4	6	*6	7	*8	10	11							
	CHEN Weixing (AUT)	0	*1	2	*3	4	*4	6	*7	8	*8	8							
4	OVTCHAROV Dimitrij (GER)	0	*1	2	*4	5	*6	8	*9	11									
	CHEN Weixing (AUT)	*0	1	*2	2	*3	4	*4	5	5									

NOTES

The "Greatest deficit overcome" only applies when the player ends up winning the game.

LEGEND

MS Men's Singles * Server



ExCeL - North Arena 1

ExCeL - North Arena 1

MON 30 JUL 2012

19:00

Table Tennis

Tennis de table

Men's Singles

Simple hommes

Fourth Round

4er tour



Match Results

Résultats du match

MAZE Michael (DEN) 4-0 MIZUTANI Jun (JPN)

Game Summary		Match	Game 1	Game 2	Game 3	Game 4	Game 5	Game 6	Game 7
MAZE Michael	DEN	4	11	11	11	11			
MIZUTANI Jun	JPN	0	7	6	4	6			
Duration:		35 min	7 min	7 min	6 min	8 min			

Match No : MS57 Table : 2

Umpires : WU Fei (CHN) MACKEY John (GBR)

Player Statistics	MAZE Michael (DEN)								Match	MIZUTANI Jun (JPN)								Match	
	Game									Match	Game								
	1	2	3	4	5	6	7	1			2	3	4	5	6	7			
Points won	11	11	11	11					44	7	6	4	6					23	
Biggest lead	6	5	8	5					8	1	1	-	1					1	
Points won on own serve	5	7	7	6					25	4	4	4	3					15	
Points lost on own serve	3	2	0	3					8	6	4	4	5					19	
Most consecutive points won	7	6	7	4					7	3	3	2	2					3	
Greatest deficit overcome	1	1	-	1					1	-	-	-	-					-	
Handedness/Grip	Left/Shakehand									Left/Shakehand									

Game/Match Statistics	Game								Match
	1	2	3	4	5	6	7		
Longest rally (strokes)	14	10	22	34					34
Average rally	6	5	5	6					5

Game Progress

1	MAZE Michael (DEN)	0	*1	2	*3	5	*7	9	*10	10	11
	MIZUTANI Jun (JPN)	*0	1	*2	3	*3	3	*3	4	*6	7
2	MAZE Michael (DEN)	*0	2	*2	4	*5	5	*6	8	*10	11
	MIZUTANI Jun (JPN)	0	*0	2	*2	3	*5	6	*6	6	6
3	MAZE Michael (DEN)	0	*1	3	*4	6	*8	10	*10	11	
	MIZUTANI Jun (JPN)	*0	1	*1	2	*2	2	*2	4	4	
4	MAZE Michael (DEN)	*0	1	*2	3	*4	6	*7	8	*10	11
	MIZUTANI Jun (JPN)	0	*1	2	*3	4	*4	5	*6	6	6

NOTES

The "Greatest deficit overcome" only applies when the player ends up winning the game.

LEGEND

MS Men's Singles

*

Server



Match Results
Résultats du match

CRISAN Adrian (ROU) 4-1 BOLL Timo (GER)

Game Summary		Match	Game 1	Game 2	Game 3	Game 4	Game 5	Game 6	Game 7
CRISAN Adrian	ROU	4	11	8	15	12	11		
BOLL Timo	GER	1	9	11	13	10	6		
Duration:		43 min	5 min	6 min	9 min	8 min	7 min		

Match No : MS58 Table : 2

Umpires : PARK In Sook (KOR) COLOVIC Predrag (MKD)

Player Statistics	CRISAN Adrian (ROU)							Match	BOLL Timo (GER)							Match
	Game								Game							
	1	2	3	4	5	6	7		1	2	3	4	5	6	7	
Points won	11	8	15	12	11			57	9	11	13	10	6			49
Biggest lead	2	-	5	2	5			5	1	3	1	2	3			3
Points won on own serve	6	4	5	4	6			25	5	6	4	3	2			20
Points lost on own serve	4	5	9	7	4			29	5	4	10	8	5			32
Most consecutive points won	3	2	5	3	8			8	3	2	6	2	2			6
Greatest deficit overcome	1	-	1	2	3			3	-	-	-	-	-			-
Handedness/Grip	Right/Shakehand								Left/Shakehand							

Game/Match Statistics	Game							Match
	1	2	3	4	5	6	7	
Longest rally (strokes)	18	17	13	15	28			28
Average rally	6	5	5	5	7			5

Game Progress

1	CRISAN Adrian (ROU)	*0	1	*2	4	*5	5	*6	8	*8	9	11							
	BOLL Timo (GER)	0	*1	2	*2	3	*5	6	*6	8	*9	9							
2	CRISAN Adrian (ROU)	0	*0	2	*3	3	*4	5	*6	7	*8	8							
	BOLL Timo (GER)	*0	2	*2	3	*5	6	*7	8	*9	10	11							
3	CRISAN Adrian (ROU)	*0	2	*4	5	*6	6	*8	9	*9	9	*10	10	*11	11	*12	12	*13	14
	BOLL Timo (GER)	0	*0	0	*1	2	*4	4	*5	7	*9	10	*11	11	*12	12	*13	13	*13
		15																	
		13																	
4	CRISAN Adrian (ROU)	0	*0	1	*3	4	*6	6	*8	8	*9	10	*11	12					
	BOLL Timo (GER)	*0	2	*3	3	*4	4	*6	6	*8	9	*10	10	10					
5	CRISAN Adrian (ROU)	*0	0	*1	2	*3	*4	6	*8	10	11								
	BOLL Timo (GER)	0	*2	3	*4	5	6	*6	6	*6	6								

NOTES

The "Greatest deficit overcome" only applies when the player ends up winning the game.

LEGEND

MS Men's Singles * Server



Match Results

Résultats du match

CHUANG Chih-Yuan (TPE) 4-2 GACINA Andrej (CRO)

Game Summary		Match	Game 1	Game 2	Game 3	Game 4	Game 5	Game 6	Game 7
CHUANG Chih-Yuan	TPE	4	11	11	11	7	3	11	
GACINA Andrej	CRO	2	8	5	4	11	11	5	
Duration:		41 min	6 min	6 min	6 min	6 min	5 min	6 min	

Match No : MS59 Table : 4

Umpires : ROMAN Enrique (PUR) SORENSEN Allan (DEN)

Player Statistics	CHUANG Chih-Yuan (TPE)							Match	GACINA Andrej (CRO)							Match
	Game								Game							
	1	2	3	4	5	6	7		1	2	3	4	5	6	7	
Points won	11	11	11	7	3	11		54	8	5	4	11	11	5		44
Biggest lead	3	8	7	-	-	7		8	3	1	-	4	8	-		8
Points won on own serve	7	6	5	5	2	5		30	6	3	2	6	7	2		26
Points lost on own serve	2	2	2	5	4	3		18	4	5	6	2	1	6		24
Most consecutive points won	4	9	4	2	2	5		9	3	2	1	3	5	2		5
Greatest deficit overcome	3	1	-	-	-	-		3	-	-	-	-	-	-		-
Handedness/Grip	Right/Shakehand								Right/Shakehand							

Game/Match Statistics	Game							Match
	1	2	3	4	5	6	7	
Longest rally (strokes)	12	14	17	11	5	9		17
Average rally	4	5	5	4	3	5		4

Game Progress

1	CHUANG Chih-Yuan (TPE)	0	*0	1	*2	3	*5	7	*7	9	*10	11
	GACINA Andrej (CRO)	*0	2	*3	4	*5	5	*5	7	*7	8	8
2	CHUANG Chih-Yuan (TPE)	*0	1	*3	5	*7	9	*9	10	11		
	GACINA Andrej (CRO)	0	*1	1	*1	1	*1	3	*4	5		
3	CHUANG Chih-Yuan (TPE)	0	*2	4	*5	6	*8	9	*10	11		
	GACINA Andrej (CRO)	*0	0	*0	1	*2	2	*3	4	4		
4	CHUANG Chih-Yuan (TPE)	*0	0	*1	2	*3	5	*5	6	*6	7	
	GACINA Andrej (CRO)	0	*2	3	*4	5	*5	7	*8	10	11	
5	CHUANG Chih-Yuan (TPE)	0	*0	1	*1	2	*3	3	3			
	GACINA Andrej (CRO)	*0	2	*3	5	*6	7	*9	11			
6	CHUANG Chih-Yuan (TPE)	*0	1	*3	5	*6	7	*9	10	11		
	GACINA Andrej (CRO)	0	*1	1	*1	2	*3	3	*4	5		

NOTES

The "Greatest deficit overcome" only applies when the player ends up winning the game.

LEGEND

MS Men's Singles * Server



ExCeL - North Arena 1

ExCeL - North Arena 1

MON 30 JUL 2012

20:00

Table Tennis

Tennis de table

Men's Singles

Simple hommes

Fourth Round

4er tour



Match Results

Résultats du match

KISHIKAWA Seiya (JPN) 4-1 OH Sangeun (KOR)

Game Summary		Match	Game 1	Game 2	Game 3	Game 4	Game 5	Game 6	Game 7
KISHIKAWA Seiya	JPN	4	11	11	11	7	11		
OH Sangeun	KOR	1	8	6	8	11	8		
Duration:		37 min	5 min	5 min	6 min	6 min	8 min		

Match No : MS60 Table : 1

Umpires : MEZEK Gregor (SLO) SCARR Val (NZL)

Player Statistics	KISHIKAWA Seiya (JPN)								Match	OH Sangeun (KOR)								Match	
	Game									Match	Game								
	1	2	3	4	5	6	7	1			2	3	4	5	6	7			
Points won	11	11	11	7	11				51	8	6	8	11	8				41	
Biggest lead	6	5	4	2	3				6	2	1	4	4	1				4	
Points won on own serve	5	6	8	7	5				31	4	3	7	8	4				26	
Points lost on own serve	4	3	1	3	4				15	6	5	3	0	6				20	
Most consecutive points won	8	3	7	2	3				8	4	2	3	5	2				5	
Greatest deficit overcome	2	1	4	-	1				4	-	-	-	2	-				2	
Handedness/Grip	Right/Shakehand									Right/Shakehand									

Game/Match Statistics	Game							Match
	1	2	3	4	5	6	7	
Longest rally (strokes)	9	9	12	12	25			25
Average rally	4	5	5	5	7			5

Game Progress

1	KISHIKAWA Seiya (JPN)	0	*0	2	*4	6	*8	8	*10	10	*10	11
	OH Sangeun (KOR)	*0	2	*2	2	*2	2	*4	4	*6	8	8
2	KISHIKAWA Seiya (JPN)	*0	1	*2	4	*4	5	*7	8	*10	11	
	OH Sangeun (KOR)	0	*1	2	*2	4	*5	5	*6	6	6	
3	KISHIKAWA Seiya (JPN)	0	*0	1	*1	3	*4	6	*8	10	*10	11
	OH Sangeun (KOR)	*0	2	*3	5	*5	6	*6	6	*6	8	8
4	KISHIKAWA Seiya (JPN)	*0	2	*2	4	*4	6	*6	7	*7	7	
	OH Sangeun (KOR)	0	*0	2	*2	4	*4	6	*7	9	11	
5	KISHIKAWA Seiya (JPN)	0	*1	2	*4	5	*5	6	*8	9	*10	11
	OH Sangeun (KOR)	*0	1	*2	2	*3	5	*6	6	*7	8	8

NOTES

The "Greatest deficit overcome" only applies when the player ends up winning the game.

LEGEND

MS Men's Singles * Server



Match Results
Résultats du match

WANG Hao (CHN) 4-1 GAO Ning (SIN)

Game Summary		Match	Game 1	Game 2	Game 3	Game 4	Game 5	Game 6	Game 7
WANG Hao	CHN	4	11	11	11	7	11		
GAO Ning	SIN	1	9	7	9	11	3		
Duration:		38 min	7 min	7 min	7 min	6 min	5 min		

Match No : MS61 Table : 3

Umpires : STRODE Mick (GBR) LANASRI Said (ALG)

Player Statistics	WANG Hao (CHN)								Match	GAO Ning (SIN)								Match	
	Game									Match	Game								
	1	2	3	4	5	6	7	1			2	3	4	5	6	7			
Points won	11	11	11	7	11				51	9	7	9	11	3				39	
Biggest lead	2	4	2	-	8				8	4	1	1	5	-				5	
Points won on own serve	7	5	6	4	6				28	6	4	5	7	1				23	
Points lost on own serve	3	3	4	4	2				16	4	6	5	3	5				23	
Most consecutive points won	4	5	3	3	7				7	3	2	3	3	3				3	
Greatest deficit overcome	4	1	1	-	-				4	-	-	-	-	-				-	
Handedness/Grip	Right/Penholder									Right/Shakehand									

Game/Match Statistics	Game							Match
	1	2	3	4	5	6	7	
Longest rally (strokes)	13	13	7	13	15			15
Average rally	4	5	5	4	5			5

Game Progress

1	WANG Hao (CHN)	*0	1	*1	2	*2	3	*5	7	*8	10	11
	GAO Ning (SIN)	0	*1	3	*4	6	*7	7	*7	8	*8	9
2	WANG Hao (CHN)	0	*1	2	*4	6	*6	8	*9	9	11	
	GAO Ning (SIN)	*0	1	*2	2	*2	4	*4	5	*7	7	
3	WANG Hao (CHN)	*0	2	*3	3	*5	6	*6	7	*8	10	11
	GAO Ning (SIN)	0	*0	1	*3	3	*4	6	*7	8	*8	9
4	WANG Hao (CHN)	0	*0	1	*1	3	*4	4	*5	6	7	
	GAO Ning (SIN)	*0	2	*3	5	*5	6	*8	9	*10	11	
5	WANG Hao (CHN)	*0	2	*4	4	*5	7	*9	11			
	GAO Ning (SIN)	0	*0	0	*2	3	*3	3	3			

NOTES

The "Greatest deficit overcome" only applies when the player ends up winning the game.

LEGEND

MS Men's Singles * Server



ExCeL - North Arena 1

ExCeL - North Arena 1

WED 1 AUG 2012

10:00

Table Tennis

Tennis de table

Men's Singles

Simple hommes

Quarterfinals

Quarts de finale



Match Results

Résultats du match

ZHANG Jike (CHN) 4-1 JIANG Tianyi (HKG)

Game Summary		Match	Game 1	Game 2	Game 3	Game 4	Game 5	Game 6	Game 7
ZHANG Jike	CHN	4	11	8	11	11	11		
JIANG Tianyi	HKG	1	4	11	4	9	6		
Duration:		38 min	5 min	6 min	5 min	8 min	6 min		

Match No : MS62 Table : 1

Umpires : MOELLER Claudia (GER) MANO Takako (JPN)

Player Statistics	ZHANG Jike (CHN)								Match	JIANG Tianyi (HKG)								Match	
	Game									Match	Game								
	1	2	3	4	5	6	7	1			2	3	4	5	6	7			
Points won	11	8	11	11	11				52	4	11	4	9	6				34	
Biggest lead	7	-	7	3	5				7	1	4	-	1	-				4	
Points won on own serve	6	6	6	6	6				30	2	8	2	5	3				20	
Points lost on own serve	2	3	2	4	3				14	5	2	5	5	5				22	
Most consecutive points won	7	3	4	3	3				7	1	3	2	3	1				3	
Greatest deficit overcome	1	-	-	1	-				1	-	-	-	-	-				-	
Handedness/Grip	Right/Shakehand									Left/Shakehand									

Game/Match Statistics	Game							Match
	1	2	3	4	5	6	7	
Longest rally (strokes)	12	8	12	10	14			14
Average rally	4	4	5	5	5			4

Game Progress

1	ZHANG Jike (CHN)	*0	1	*2	3	*4	6	*8	10	11		
	JIANG Tianyi (HKG)	0	*1	2	*3	4	*4	4	*4	4		
2	ZHANG Jike (CHN)	0	*0	1	*1	3	*4	6	*6	7	*8	8
	JIANG Tianyi (HKG)	*0	2	*3	5	*5	6	*6	8	*9	10	11
3	ZHANG Jike (CHN)	*0	2	*3	5	*7	7	*8	10	11		
	JIANG Tianyi (HKG)	0	*0	1	*1	1	*3	4	*4	4		
4	ZHANG Jike (CHN)	0	*2	3	*3	5	*6	6	*7	8	*9	11
	JIANG Tianyi (HKG)	*0	0	*1	3	*3	4	*6	7	*8	9	9
5	ZHANG Jike (CHN)	*0	2	*3	4	*5	6	*8	9	*10	11	
	JIANG Tianyi (HKG)	0	*0	1	*2	3	*4	4	*5	6	6	

NOTES

The "Greatest deficit overcome" only applies when the player ends up winning the game.

LEGEND

MS Men's Singles

* Server



Match Results

Résultats du match

OVTCHAROV Dimitrij (GER) 4-3 MAZE Michael (DEN)

Game Summary		Match	Game 1	Game 2	Game 3	Game 4	Game 5	Game 6	Game 7
OVTCHAROV Dimitrij	GER	4	11	12	1	9	9	11	11
MAZE Michael	DEN	3	8	10	11	11	11	6	9
Duration:		71 min	8 min	11 min	5 min	10 min	8 min	7 min	8 min

Match No : MS63 Table : 1

Umpires : le PAPE Gerard (FRA) ALMENDARIZ Freddy (ECU)

Player Statistics	OVTCHAROV Dimitrij (GER)								Match	MAZE Michael (DEN)								Match
	Game							Match		Game							Match	
	1	2	3	4	5	6	7			1	2	3	4	5	6	7		
Points won	11	12	1	9	9	11	11	64	8	10	11	11	11	6	9	66		
Biggest lead	5	2	-	3	-	5	2	5	-	3	10	2	5	2	3	10		
Points won on own serve	7	6	1	4	5	5	7	35	6	5	6	5	6	2	6	36		
Points lost on own serve	2	5	5	6	5	4	3	30	4	6	0	5	4	6	4	29		
Most consecutive points won	3	4	1	3	4	6	4	6	2	4	9	3	3	2	4	9		
Greatest deficit overcome	-	3	-	-	-	2	3	3	-	-	-	3	-	-	-	3		
Handedness/Grip	Right/Shakehand								Left/Shakehand									

Game/Match Statistics	Game							Match
	1	2	3	4	5	6	7	
Longest rally (strokes)	9	14	7	9	12	8	14	14
Average rally	4	4	4	4	4	4	5	4

Game Progress

1	OVTCHAROV Dimitrij (GER)	0	*2	3	*3	5	*6	8	*9	10	*10	11	MAZE Michael (DEN)	*0	0	*1	3	*3	4	*4	5	*6	8	8				
2	OVTCHAROV Dimitrij (GER)	*0	0	*1	2	*3	5	*6	8	*8	8	*10	11	12	MAZE Michael (DEN)	0	*2	3	*4	5	*5	6	*6	8	*10	10	*10	10
3	OVTCHAROV Dimitrij (GER)	0	*0	1	*1	1	*1	1	MAZE Michael (DEN)	*0	2	*3	5	*7	9	11												
4	OVTCHAROV Dimitrij (GER)	*0	0	*2	3	*5	6	*7	8	*8	9	9	MAZE Michael (DEN)	0	*2	2	*3	3	*4	5	*6	8	*9	11				
5	OVTCHAROV Dimitrij (GER)	0	*0	1	*1	2	*3	5	*6	6	*8	9	MAZE Michael (DEN)	*0	2	*3	5	*6	7	*7	8	*10	10	11				
6	OVTCHAROV Dimitrij (GER)	*0	1	*2	2	*4	6	*8	9	*10	11	MAZE Michael (DEN)	0	*1	2	*4	4	*4	4	*5	6	6						
7	OVTCHAROV Dimitrij (GER)	0	*1	2	*2	3	*4	6	*6	8	*10	11	MAZE Michael (DEN)	*0	1	*2	4	*5	6	*6	8	*8	8	9				

NOTES

The "Greatest deficit overcome" only applies when the player ends up winning the game.

LEGEND

MS Men's Singles * Server



ExCeL - North Arena 1
ExCeL - North Arena 1

TUE 31 JUL 2012
20:00

Table Tennis
Tennis de table

Men's Singles
Simple hommes

Quarterfinals
Quarts de finale



Match Results

Résultats du match

CHUANG Chih-Yuan (TPE) 4-0 CRISAN Adrian (ROU)

Game Summary		Match	Game 1	Game 2	Game 3	Game 4	Game 5	Game 6	Game 7
CHUANG Chih-Yuan	TPE	4	11	11	11	11			
CRISAN Adrian	ROU	0	3	4	4	5			
Duration:		20 min	3 min	4 min	4 min	5 min			

Match No : MS64 Table : 1

Umpires : MACKEY John (GBR) STRODE Mick (GBR)

Player Statistics	CHUANG Chih-Yuan (TPE)								Match	CRISAN Adrian (ROU)								Match	
	Game									Match	Game								
	1	2	3	4	5	6	7	1			2	3	4	5	6	7			
Points won	11	11	11	11					44	3	4	4	5					16	
Biggest lead	8	7	7	6					8	-	1	-	-					1	
Points won on own serve	7	6	6	5					24	2	3	2	2					9	
Points lost on own serve	1	1	2	3					7	4	5	5	6					20	
Most consecutive points won	5	8	3	6					8	2	1	1	2					2	
Greatest deficit overcome	-	1	-	-					1	-	-	-	-					-	
Handedness/Grip	Right/Shakehand									Right/Shakehand									

Game/Match Statistics	Game								Match
	1	2	3	4	5	6	7		
Longest rally (strokes)	11	10	38	35					38
Average rally	5	5	7	8					6

Game Progress

1	CHUANG Chih-Yuan (TPE)	*0	2	*2	4	*6	7	*9	11	
	CRISAN Adrian (ROU)	0	*0	2	*2	2	*3	3	3	
2	CHUANG Chih-Yuan (TPE)	0	*1	2	*3	5	*7	9	*10	11
	CRISAN Adrian (ROU)	*0	1	*2	3	*3	3	*3	4	4
3	CHUANG Chih-Yuan (TPE)	*0	2	*3	5	*6	7	*9	10	11
	CRISAN Adrian (ROU)	0	*0	1	*1	2	*3	3	*4	4
4	CHUANG Chih-Yuan (TPE)	0	*2	3	*3	4	*6	8	*10	11
	CRISAN Adrian (ROU)	*0	0	*1	3	*4	4	*4	4	5

NOTES

The "Greatest deficit overcome" only applies when the player ends up winning the game.

LEGEND

MS Men's Singles * Server



Match Results
Résultats du match

WANG Hao (CHN) 4-0 KISHIKAWA Seiya (JPN)

Game Summary		Match	Game 1	Game 2	Game 3	Game 4	Game 5	Game 6	Game 7
WANG Hao	CHN	4	11	11	11	11			
KISHIKAWA Seiya	JPN	0	4	5	3	5			
Duration:		26 min	5 min	5 min	5 min	5 min			

Match No : MS65 Table : 1

Umpires : SABBAGHIAN Hamid Reza (IRI) LANASRI Said (ALG)

Player Statistics	WANG Hao (CHN)								Match	KISHIKAWA Seiya (JPN)								Match	
	Game									Match	Game								
	1	2	3	4	5	6	7	1			2	3	4	5	6	7			
Points won	11	11	11	11					44	4	5	3	5					17	
Biggest lead	7	6	8	6					8	1	2	-	-					2	
Points won on own serve	5	5	6	5					21	1	2	1	2					6	
Points lost on own serve	3	3	2	3					11	6	6	5	6					23	
Most consecutive points won	5	8	5	4					8	2	3	2	2					3	
Greatest deficit overcome	1	2	-	-					2	-	-	-	-					-	
Handedness/Grip	Right/Penholder									Right/Shakehand									

Game/Match Statistics	Game							Match
	1	2	3	4	5	6	7	
Longest rally (strokes)	13	10	8	11				13
Average rally	6	4	4	5				5

Game Progress

1	WANG Hao (CHN)	*0	1	*3	4	*6	8	*9	10	11
	KISHIKAWA Seiya (JPN)	0	*1	1	*2	2	*2	3	*4	4
2	WANG Hao (CHN)	0	*1	2	*3	3	*5	7	*9	11
	KISHIKAWA Seiya (JPN)	*0	1	*2	3	*5	5	*5	5	5
3	WANG Hao (CHN)	*0	2	*3	4	*6	7	*9	11	
	KISHIKAWA Seiya (JPN)	0	*0	1	*2	2	*3	3	3	
4	WANG Hao (CHN)	0	*1	3	*4	5	*7	8	*10	11
	KISHIKAWA Seiya (JPN)	*0	1	*1	2	*3	3	*4	4	5

NOTES

The "Greatest deficit overcome" only applies when the player ends up winning the game.

LEGEND

MS Men's Singles * Server



Match Results

Résultats du match

ZHANG Jike (CHN) 4-1 OVTCHAROV Dimitrij (GER)

Game Summary		Match	Game 1	Game 2	Game 3	Game 4	Game 5	Game 6	Game 7
ZHANG Jike	CHN	4	11	11	5	11	11		
OVTCHAROV Dimitrij	GER	1	8	3	11	9	8		
Duration:		46 min	8 min	6 min	6 min	8 min	8 min		

Match No : MS66 Table : 1

Umpires : RAMOS Rachel (PHI) LARROZA Andres (PAR)

Player Statistics	ZHANG Jike (CHN)							Match	OVTCHAROV Dimitrij (GER)							Match
	Game								Game							
	1	2	3	4	5	6	7		1	2	3	4	5	6	7	
Points won	11	11	5	11	11			49	8	3	11	9	8			39
Biggest lead	3	8	-	4	3			8	1	-	6	2	3			6
Points won on own serve	6	5	2	7	6			26	4	2	5	6	4			21
Points lost on own serve	4	1	6	3	4			18	5	6	3	4	5			23
Most consecutive points won	3	5	2	3	4			5	2	2	5	3	6			6
Greatest deficit overcome	1	-	-	2	3			3	-	-	-	-	-			-
Handedness/Grip	Right/Shakehand								Right/Shakehand							

Game/Match Statistics	Game							Match
	1	2	3	4	5	6	7	
Longest rally (strokes)	8	12	8	8	9			12
Average rally	4	4	4	4	4			4

Game Progress

1	ZHANG Jike (CHN)	*0	1	*2	3	*4	5	*6	8	*9	10	11
	OVTCHAROV Dimitrij (GER)	0	*1	2	*3	4	*5	6	*6	7	*8	8
2	ZHANG Jike (CHN)	0	*2	4	*5	6	*7	9	11			
	OVTCHAROV Dimitrij (GER)	*0	0	*0	1	*2	3	*3	3			
3	ZHANG Jike (CHN)	*0	0	*2	2	*2	3	*3	4	5		
	OVTCHAROV Dimitrij (GER)	0	*2	2	*4	6	*7	9	*10	11		
4	ZHANG Jike (CHN)	0	*0	2	*3	5	*6	7	*9	10	*10	11
	OVTCHAROV Dimitrij (GER)	*0	2	*2	3	*3	4	*5	5	*6	8	9
5	ZHANG Jike (CHN)	*0	2	*3	3	*3	4	*6	7	*8	10	11
	OVTCHAROV Dimitrij (GER)	0	*0	1	*3	5	*6	6	*7	8	*8	8

NOTES

The "Greatest deficit overcome" only applies when the player ends up winning the game.

LEGEND

MS Men's Singles

*

Server



Match Results
Résultats du match

WANG Hao (CHN) 4-1 CHUANG Chih-Yuan (TPE)

Game Summary		Match	Game 1	Game 2	Game 3	Game 4	Game 5	Game 6	Game 7
WANG Hao	CHN	4	11	11	12	11	11		
CHUANG Chih-Yuan	TPE	1	13	2	10	6	9		
Duration:		48 min	9 min	5 min	9 min	7 min	9 min		

Match No : MS67 Table : 1

Umpires : TANG Norman (CAN) SABBAGHIAN Hamid Reza (IRI)

Player Statistics	WANG Hao (CHN)								Match	CHUANG Chih-Yuan (TPE)								Match	
	Game									Match	Game								
	1	2	3	4	5	6	7	1			2	3	4	5	6	7			
Points won	11	11	12	11	11				56	13	2	10	6	9				40	
Biggest lead	1	9	2	5	4				9	5	-	3	-	1				5	
Points won on own serve	6	4	6	7	5				28	7	0	5	5	4				21	
Points lost on own serve	6	2	5	1	5				19	5	7	6	4	6				28	
Most consecutive points won	5	7	4	4	3				7	5	1	4	2	2				5	
Greatest deficit overcome	-	-	3	-	1				3	1	-	-	-	-				1	
Handedness/Grip	Right/Penholder									Right/Shakehand									

Game/Match Statistics	Game							Match
	1	2	3	4	5	6	7	
Longest rally (strokes)	12	11	10	10	14			14
Average rally	4	5	4	5	5			5

Game Progress

1	WANG Hao (CHN)	*0	0	*0	1	*2	4	*4	6	*8	9	*10	10	*11	11	11
	CHUANG Chih-Yuan (TPE)	0	*2	4	*5	6	*6	8	*8	8	*9	10	*11	11	*12	13
2	WANG Hao (CHN)	0	*2	3	*5	7	*9	10	11							
	CHUANG Chih-Yuan (TPE)	*0	0	*1	1	*1	1	*2	2							
3	WANG Hao (CHN)	*0	1	*1	2	*3	5	*5	6	*8	8	*10	11	12		
	CHUANG Chih-Yuan (TPE)	0	*1	3	*4	5	*5	7	*8	8	*10	10	*10	10		
4	WANG Hao (CHN)	0	*2	4	*4	6	*6	7	*8	10	11					
	CHUANG Chih-Yuan (TPE)	*0	0	*0	2	*2	4	*5	6	*6	6					
5	WANG Hao (CHN)	*0	1	*3	4	*5	6	*8	9	*9	10	11				
	CHUANG Chih-Yuan (TPE)	0	*1	1	*2	3	*4	4	*5	7	*8	9				

NOTES

The "Greatest deficit overcome" only applies when the player ends up winning the game.

LEGEND

MS Men's Singles * Server



ExCeL - North Arena 1
ExCeL - North Arena 1

THU 2 AUG 2012
14:30

Table Tennis
Tennis de table

Men's Singles
Simple hommes

Bronze Medal Match
Match pour la médaille de bronze



Match Results

Résultats du match

OVTCHAROV Dimitrij (GER) 4-2 CHUANG Chih-Yuan (TPE)

Game Summary		Match	Game 1	Game 2	Game 3	Game 4	Game 5	Game 6	Game 7
OVTCHAROV Dimitrij	GER	4	12	9	8	13	11	14	
CHUANG Chih-Yuan	TPE	2	10	11	11	11	5	12	
Duration:		59 min	5 min	8 min	8 min	10 min	6 min	12 min	

Match No : MS68 Table : 1

Umpires : LANASRI Said (ALG) LENTZ Genevieve (RSA)

Player Statistics	OVTCHAROV Dimitrij (GER)							Match	CHUANG Chih-Yuan (TPE)							Match
	Game								Game							
	1	2	3	4	5	6	7		1	2	3	4	5	6	7	
Points won	12	9	8	13	11	14		67	10	11	11	11	5	12		60
Biggest lead	2	-	2	2	6	2		6	5	5	4	3	-	5		5
Points won on own serve	6	6	5	8	6	10		41	5	7	6	7	3	9		37
Points lost on own serve	5	4	5	4	2	3		23	6	3	3	5	5	4		26
Most consecutive points won	5	4	2	4	4	4		5	5	3	3	3	3	4		5
Greatest deficit overcome	5	-	-	3	-	5		5	-	-	2	-	-	-		2
Handedness/Grip	Right/Shakehand								Right/Shakehand							

Game/Match Statistics	Game							Match
	1	2	3	4	5	6	7	
Longest rally (strokes)	9	10	11	12	12	15		15
Average rally	5	4	5	6	5	5		5

Game Progress

1	OVTCHAROV Dimitrij (GER)	*0	0	*0	1	*3	5	*5	7	*9	9	*10	11	12				
	CHUANG Chih-Yuan (TPE)	0	*2	4	*5	5	*5	7	*7	7	*9	10	*10	10				
2	OVTCHAROV Dimitrij (GER)	0	*0	2	*2	3	*4	5	*5	6	*8	9		9				
	CHUANG Chih-Yuan (TPE)	*0	2	*2	4	*5	6	*7	9	*10	10	11		11				
3	OVTCHAROV Dimitrij (GER)	*0	2	*2	3	*3	4	*5	5	*7	8		8					
	CHUANG Chih-Yuan (TPE)	0	*0	2	*3	5	*6	7	*9	9	*10	11		11				
4	OVTCHAROV Dimitrij (GER)	0	*0	1	*2	3	*4	6	*7	8	*8	10	*11	11	*12	13		
	CHUANG Chih-Yuan (TPE)	*0	2	*3	4	*5	6	*6	7	*8	10	*10	10	*11	11	11		
5	OVTCHAROV Dimitrij (GER)	*0	2	*3	5	*6	6	*7	9	11								
	CHUANG Chih-Yuan (TPE)	0	*0	1	*1	2	*4	5	*5	5								
6	OVTCHAROV Dimitrij (GER)	0	*0	1	*1	2	*3	5	*6	8	*9	10	*10	11	*11	12	*13	14
	CHUANG Chih-Yuan (TPE)	*0	2	*3	5	*6	7	*7	8	*8	9	*10	11	*11	12	*12	12	12

NOTES

The "Greatest deficit overcome" only applies when the player ends up winning the game.

LEGEND

MS Men's Singles * Server



Match Results

Résultats du match

ZHANG Jike (CHN) 4-1 WANG Hao (CHN)

Game Summary		Match	Game 1	Game 2	Game 3	Game 4	Game 5	Game 6	Game 7
ZHANG Jike	CHN	4	18	11	11	10	13		
WANG Hao	CHN	1	16	5	6	12	11		
Duration:		58 min	11 min	7 min	7 min	8 min	8 min		

Match No : MS69 Table : 1

Umpires : PURCELL Tom (GBR) ROMAN Enrique (PUR)

Player Statistics	ZHANG Jike (CHN)								Match	WANG Hao (CHN)								Match
	Game									Game								
	1	2	3	4	5	6	7	1		2	3	4	5	6	7			
Points won	18	11	11	10	13				63	16	5	6	12	11				50
Biggest lead	4	7	5	2	2				7	1	-	3	2	5				5
Points won on own serve	9	5	4	6	8				32	8	2	1	7	7				25
Points lost on own serve	8	3	5	5	4				25	9	6	7	4	5				31
Most consecutive points won	4	5	4	3	3				5	4	2	2	2	5				5
Greatest deficit overcome	1	-	3	-	5				5	-	-	-	2	-				2
Handedness/Grip	Right/Shakehand									Right/Penholder								

Game/Match Statistics	Game							Match
	1	2	3	4	5	6	7	
Longest rally (strokes)	14	11	9	9	15			15
Average rally	4	5	5	4	5			5

Game Progress

1	ZHANG Jike (CHN)	*0	2	*4	4	*5	6	*7	9	*10	10	*10	11	*11	11	*12	13	*13	14
	WANG Hao (CHN)	0	*0	0	*2	3	*4	5	*5	6	*8	10	*10	11	*12	12	*12	13	*13
		*14	14	*15	15	*16	17	18											
		14	*15	15	*16	16	*16	16											
2	ZHANG Jike (CHN)	0	*2	3	*5	7	*8	9	*10	11									
	WANG Hao (CHN)	*0	0	*1	1	*1	2	*3	4	5									
3	ZHANG Jike (CHN)	*0	0	*1	2	*4	5	*7	8	*10	11								
	WANG Hao (CHN)	0	*2	3	*4	4	*5	5	*6	6	6								
4	ZHANG Jike (CHN)	0	*1	2	*3	5	*5	6	*7	8	*9	10	*10	10					
	WANG Hao (CHN)	*0	1	*2	3	*3	5	*6	7	*8	9	*10	11	12					
5	ZHANG Jike (CHN)	*0	0	*0	1	*3	4	*5	7	*7	9	*10	11	*11	12	13			
	WANG Hao (CHN)	0	*2	4	*5	5	*6	7	*7	9	*9	10	*10	11	*11	11			

NOTES

The "Greatest deficit overcome" only applies when the player ends up winning the game.

LEGEND

MS Men's Singles

*

Server



Table Tennis
Tennis de table

Men's Singles
Simple hommes



Player Statistics

Statistiques du joueur

As of THU 2 AUG 2012

Players	NOC	Matches				Games				Match Duration	
		Played	Won	Lost	%Won	Played	Won	Lost	%Won	All	Average
AGBETOGLO Mawussi Right/Shakehand	TOG	1	0	1	0%	6	2	4	33%	35min	35min
		Points Won				Points Lost					
		Total	Own Serve: 29		Most Consecutive: 5		Total	Own Serve: 26		Most Consecutive: 10	
		47	Opp. Serve: 18		GDO: 2		61	Opp. Serve: 35		GLL: 2	
AGUIRRE Marcelo Left/Shakehand	PAR	1	0	1	0%	7	3	4	43%	48min	48min
		Points Won				Points Lost					
		Total	Own Serve: 35		Most Consecutive: 5		Total	Own Serve: 30		Most Consecutive: 7	
		61	Opp. Serve: 26		GDO: 3		68	Opp. Serve: 38		GLL: 4	
ALAMIYAN Noshad Left/Shakehand	IRI	3	2	1	67%	15	8	7	53%	1h43min	34min
		Points Won				Points Lost					
		Total	Own Serve: 80		Most Consecutive: 6		Total	Own Serve: 61		Most Consecutive: 6	
		144	Opp. Serve: 64		GDO: 3		141	Opp. Serve: 80		GLL: 4	
ALHASAN Ibrahim Right/Shakehand	KUW	2	1	1	50%	10	4	6	40%	58min	29min
		Points Won				Points Lost					
		Total	Own Serve: 41		Most Consecutive: 6		Total	Own Serve: 50		Most Consecutive: 6	
		91	Opp. Serve: 50		GDO: 5		93	Opp. Serve: 43		GLL: 3	
ARUNA Quadri Right/Shakehand	NGR	2	1	1	50%	12	6	6	50%	1h34min	47min
		Points Won				Points Lost					
		Total	Own Serve: 66		Most Consecutive: 7		Total	Own Serve: 47		Most Consecutive: 8	
		110	Opp. Serve: 44		GDO: 3		116	Opp. Serve: 69		GLL: 3	
ASSAR Omar Right/Shakehand	EGY	2	1	1	50%	9	4	5	44%	1h14min	37min
		Points Won				Points Lost					
		Total	Own Serve: 48		Most Consecutive: 4		Total	Own Serve: 41		Most Consecutive: 6	
		87	Opp. Serve: 39		GDO: 3		93	Opp. Serve: 52		GLL: 4	
BENTSEN Allan Left/Shakehand	DEN	1	0	1	0%	5	1	4	20%	38min	38min
		Points Won				Points Lost					
		Total	Own Serve: 24		Most Consecutive: 4		Total	Own Serve: 22		Most Consecutive: 5	
		45	Opp. Serve: 21		GDO: 0		49	Opp. Serve: 27		GLL: 2	
BOBOCICA Mihai Right/Shakehand	ITA	2	1	1	50%	10	6	4	60%	1h29min	45min
		Points Won				Points Lost					
		Total	Own Serve: 56		Most Consecutive: 5		Total	Own Serve: 38		Most Consecutive: 5	
		106	Opp. Serve: 50		GDO: 2		83	Opp. Serve: 45		GLL: 5	
BOLL Timo Left/Shakehand	GER	2	1	1	50%	9	5	4	56%	1h15min	38min
		Points Won				Points Lost					
		Total	Own Serve: 42		Most Consecutive: 6		Total	Own Serve: 49		Most Consecutive: 8	
		95	Opp. Serve: 53		GDO: 4		90	Opp. Serve: 41		GLL: 3	
BURGIS Matiss Right/Shakehand	LAT	2	1	1	50%	11	4	7	36%	1h39min	50min
		Points Won				Points Lost					
		Total	Own Serve: 56		Most Consecutive: 8		Total	Own Serve: 55		Most Consecutive: 9	
		103	Opp. Serve: 47		GDO: 3		116	Opp. Serve: 61		GLL: 4	

LEGEND
GDO Greatest deficit overcome **GLL** Greatest lead lost **Opp.** Opponent's



Table Tennis
Tennis de table

Men's Singles
Simple hommes



Player Statistics

Statistiques du joueur

As of THU 2 AUG 2012

Players	NOC	Matches				Games				Match Duration	
		Played	Won	Lost	%Won	Played	Won	Lost	%Won	All	Average
CHEN Weixing Right/Shakehand	AUT	3	2	1	67%	12	8	4	67%	1h37min	32min
		Points Won				Points Lost					
		Total	Own Serve:	71	Most Consecutive:	7	Total	Own Serve:	43	Most Consecutive:	4
		128	Opp. Serve:	57	GDO:	2	106	Opp. Serve:	63	GLL:	3
CHUANG Chih-Yuan Right/Shakehand	TPE	5	3	2	60%	25	15	10	60%	3h17min	39min
		Points Won				Points Lost					
		Total	Own Serve:	136	Most Consecutive:	9	Total	Own Serve:	94	Most Consecutive:	7
		242	Opp. Serve:	106	GDO:	3	214	Opp. Serve:	120	GLL:	5
CRISAN Adrian Right/Shakehand	ROU	3	2	1	67%	15	8	7	53%	1h42min	34min
		Points Won				Points Lost					
		Total	Own Serve:	60	Most Consecutive:	8	Total	Own Serve:	78	Most Consecutive:	8
		131	Opp. Serve:	71	GDO:	3	145	Opp. Serve:	67	GLL:	3
DIDUKH Oleksandr Right/Shakehand	UKR	2	1	1	50%	11	4	7	36%	1h17min	39min
		Points Won				Points Lost					
		Total	Own Serve:	54	Most Consecutive:	7	Total	Own Serve:	45	Most Consecutive:	6
		93	Opp. Serve:	39	GDO:	4	105	Opp. Serve:	60	GLL:	3
DRINKHALL Paul Right/Shakehand	GBR	3	2	1	67%	13	8	5	62%	1h36min	32min
		Points Won				Points Lost					
		Total	Own Serve:	58	Most Consecutive:	6	Total	Own Serve:	61	Most Consecutive:	7
		119	Opp. Serve:	61	GDO:	3	118	Opp. Serve:	57	GLL:	2
FREITAS Marcos Left/Shakehand	POR	2	1	1	50%	8	4	4	50%	53min	27min
		Points Won				Points Lost					
		Total	Own Serve:	41	Most Consecutive:	6	Total	Own Serve:	27	Most Consecutive:	7
		69	Opp. Serve:	28	GDO:	3	68	Opp. Serve:	41	GLL:	3
GACINA Andrej Right/Shakehand	CRO	3	2	1	67%	17	10	7	59%	2h18min	46min
		Points Won				Points Lost					
		Total	Own Serve:	82	Most Consecutive:	7	Total	Own Serve:	67	Most Consecutive:	9
		158	Opp. Serve:	76	GDO:	1	138	Opp. Serve:	71	GLL:	3
GAO Ning Right/Shakehand	SIN	2	1	1	50%	9	5	4	56%	1h11min	36min
		Points Won				Points Lost					
		Total	Own Serve:	49	Most Consecutive:	5	Total	Own Serve:	36	Most Consecutive:	7
		86	Opp. Serve:	37	GDO:	3	82	Opp. Serve:	46	GLL:	4
GERELL Par Left/Shakehand	SWE	1	0	1	0%	7	3	4	43%	53min	53min
		Points Won				Points Lost					
		Total	Own Serve:	38	Most Consecutive:	6	Total	Own Serve:	29	Most Consecutive:	6
		64	Opp. Serve:	26	GDO:	4	68	Opp. Serve:	39	GLL:	2
GHOSH Soumyajit Right/Shakehand	IND	2	1	1	50%	11	5	6	45%	1h31min	46min
		Points Won				Points Lost					
		Total	Own Serve:	57	Most Consecutive:	4	Total	Own Serve:	50	Most Consecutive:	7
		99	Opp. Serve:	42	GDO:	2	116	Opp. Serve:	66	GLL:	4

LEGEND	GDO Greatest deficit overcome	GLL Greatest lead lost	Opp. Opponent's
---------------	--------------------------------------	-------------------------------	------------------------



Table Tennis
Tennis de table

Men's Singles
Simple hommes



Player Statistics

Statistiques du joueur

As of THU 2 AUG 2012

Players	NOC	Matches				Games				Match Duration	
		Played	Won	Lost	%Won	Played	Won	Lost	%Won	All	Average
GIONIS Panagiotis Right/Shakehand	GRE	2	1	1	50%	11	7	4	64%	1h38min	49min
		Points Won				Points Lost					
		Total	Own Serve: 66		Most Consecutive: 8		Total	Own Serve: 39		Most Consecutive: 7	
		110	Opp. Serve: 44		GDO: 5		98	Opp. Serve: 59		GLL: 2	
HAN Justin Right/Shakehand	AUS	2	1	1	50%	10	4	6	40%	58min	29min
		Points Won				Points Lost					
		Total	Own Serve: 54		Most Consecutive: 10		Total	Own Serve: 37		Most Consecutive: 5	
		91	Opp. Serve: 37		GDO: 2		93	Opp. Serve: 56		GLL: 2	
HE Zhiwen Left/Penholder	ESP	2	1	1	50%	13	6	7	46%	2h2min	1h1min
		Points Won				Points Lost					
		Total	Own Serve: 60		Most Consecutive: 8		Total	Own Serve: 63		Most Consecutive: 6	
		123	Opp. Serve: 63		GDO: 3		119	Opp. Serve: 56		GLL: 3	
HENZELL William Right/Shakehand	AUS	3	2	1	67%	18	11	7	61%	2h41min	54min
		Points Won				Points Lost					
		Total	Own Serve: 92		Most Consecutive: 4		Total	Own Serve: 84		Most Consecutive: 8	
		175	Opp. Serve: 83		GDO: 3		175	Opp. Serve: 91		GLL: 3	
HINSE Pierre-Luc Right/Shakehand	CAN	1	0	1	0%	7	3	4	43%	1h10min	1h10min
		Points Won				Points Lost					
		Total	Own Serve: 37		Most Consecutive: 5		Total	Own Serve: 38		Most Consecutive: 8	
		72	Opp. Serve: 35		GDO: 4		80	Opp. Serve: 42		GLL: 3	
HO Andre Right/Shakehand	CAN	1	0	1	0%	5	1	4	20%	41min	41min
		Points Won				Points Lost					
		Total	Own Serve: 20		Most Consecutive: 5		Total	Own Serve: 26		Most Consecutive: 6	
		37	Opp. Serve: 17		GDO: 1		54	Opp. Serve: 28		GLL: 4	
HOYAMA Hugo Left/Penholder	BRA	1	0	1	0%	7	3	4	43%	51min	51min
		Points Won				Points Lost					
		Total	Own Serve: 39		Most Consecutive: 5		Total	Own Serve: 29		Most Consecutive: 5	
		65	Opp. Serve: 26		GDO: 2		71	Opp. Serve: 42		GLL: 2	
IDOWU Saheed Right/Shakehand	CGO	1	0	1	0%	6	2	4	33%	31min	31min
		Points Won				Points Lost					
		Total	Own Serve: 22		Most Consecutive: 6		Total	Own Serve: 32		Most Consecutive: 6	
		48	Opp. Serve: 26		GDO: 1		59	Opp. Serve: 27		GLL: 5	
JEVTOVIC Marko Right/Shakehand	SRB	1	0	1	0%	5	1	4	20%	37min	37min
		Points Won				Points Lost					
		Total	Own Serve: 18		Most Consecutive: 3		Total	Own Serve: 24		Most Consecutive: 7	
		35	Opp. Serve: 17		GDO: 0		52	Opp. Serve: 28		GLL: 4	
JIANG Tianyi Left/Shakehand	HKG	3	2	1	67%	17	9	8	53%	2h25min	48min
		Points Won				Points Lost					
		Total	Own Serve: 95		Most Consecutive: 5		Total	Own Serve: 69		Most Consecutive: 7	
		163	Opp. Serve: 68		GDO: 3		170	Opp. Serve: 101		GLL: 5	

LEGEND
GDO Greatest deficit overcome **GLL** Greatest lead lost **Opp.** Opponent's



Player Statistics

Statistiques du joueur

As of THU 2 AUG 2012

Players	NOC	Matches				Games				Match Duration	
		Played	Won	Lost	%Won	Played	Won	Lost	%Won	All	Average
JOO Saehyuk Right/Shakehand	KOR	1	0	1	0%	6	2	4	33%	53min	53min
		Points Won				Points Lost					
		Total	Own Serve:	26	Most Consecutive:	6	Total	Own Serve:	33	Most Consecutive:	5
		55	Opp. Serve:	29	GDO:	3	62	Opp. Serve:	29	GLL:	2
KARAKASEVIC Aleksandar Left/Shakehand	SRB	1	0	1	0%	5	1	4	20%	36min	36min
		Points Won				Points Lost					
		Total	Own Serve:	24	Most Consecutive:	4	Total	Own Serve:	30	Most Consecutive:	7
		50	Opp. Serve:	26	GDO:	0	57	Opp. Serve:	27	GLL:	5
KIM Hyok Bong Right/Shakehand	PRK	3	2	1	67%	18	11	7	61%	2h35min	52min
		Points Won				Points Lost					
		Total	Own Serve:	98	Most Consecutive:	7	Total	Own Serve:	81	Most Consecutive:	6
		188	Opp. Serve:	90	GDO:	5	170	Opp. Serve:	89	GLL:	3
KIM Song Nam Right/Shakehand	PRK	2	1	1	50%	11	7	4	64%	1h23min	42min
		Points Won				Points Lost					
		Total	Own Serve:	62	Most Consecutive:	6	Total	Own Serve:	37	Most Consecutive:	4
		114	Opp. Serve:	52	GDO:	3	80	Opp. Serve:	43	GLL:	2
KISHIKAWA Seiya Right/Shakehand	JPN	3	2	1	67%	16	8	8	50%	2h10min	43min
		Points Won				Points Lost					
		Total	Own Serve:	78	Most Consecutive:	8	Total	Own Serve:	64	Most Consecutive:	8
		136	Opp. Serve:	58	GDO:	4	151	Opp. Serve:	87	GLL:	5
KREANGA Kalinikos Right/Shakehand	GRE	2	1	1	50%	10	5	5	50%	1h25min	43min
		Points Won				Points Lost					
		Total	Own Serve:	43	Most Consecutive:	5	Total	Own Serve:	45	Most Consecutive:	6
		87	Opp. Serve:	44	GDO:	4	91	Opp. Serve:	46	GLL:	3
LASHIN El-Sayed Right/Shakehand	EGY	3	2	1	67%	19	9	10	47%	2h31min	50min
		Points Won				Points Lost					
		Total	Own Serve:	101	Most Consecutive:	6	Total	Own Serve:	72	Most Consecutive:	6
		171	Opp. Serve:	70	GDO:	3	184	Opp. Serve:	112	GLL:	6
LIN Ju Right/Shakehand	DOM	2	1	1	50%	11	4	7	36%	1h28min	44min
		Points Won				Points Lost					
		Total	Own Serve:	45	Most Consecutive:	4	Total	Own Serve:	54	Most Consecutive:	6
		84	Opp. Serve:	39	GDO:	2	115	Opp. Serve:	61	GLL:	3
LIU Song Left/Shakehand	ARG	2	1	1	50%	11	7	4	64%	1h23min	42min
		Points Won				Points Lost					
		Total	Own Serve:	48	Most Consecutive:	7	Total	Own Serve:	43	Most Consecutive:	11
		98	Opp. Serve:	50	GDO:	3	86	Opp. Serve:	43	GLL:	3
MACHADO Carlos Right/Shakehand	ESP	1	0	1	0%	6	2	4	33%	44min	44min
		Points Won				Points Lost					
		Total	Own Serve:	30	Most Consecutive:	8	Total	Own Serve:	23	Most Consecutive:	7
		53	Opp. Serve:	23	GDO:	3	55	Opp. Serve:	32	GLL:	3

LEGEND	GDO Greatest deficit overcome	GLL Greatest lead lost	Opp. Opponent's
---------------	--------------------------------------	-------------------------------	------------------------



Table Tennis
Tennis de table

Men's Singles
Simple hommes



Player Statistics

Statistiques du joueur

As of THU 2 AUG 2012

Players	NOC	Matches				Games				Match Duration	
		Played	Won	Lost	%Won	Played	Won	Lost	%Won	All	Average
MATTENET Adrien Right/Shakehand	FRA	1	0	1	0%	4	0	4	0%	31min	31min
		Points Won				Points Lost					
		Total	Own Serve: 18		Most Consecutive: 4		Total	Own Serve: 24		Most Consecutive: 7	
		32	Opp. Serve: 14		GDO: 0		49	Opp. Serve: 25		GLL: 2	
MAZE Michael Left/Shakehand	DEN	3	2	1	67%	16	11	5	69%	2h32min	51min
		Points Won				Points Lost					
		Total	Own Serve: 89		Most Consecutive: 9		Total	Own Serve: 54		Most Consecutive: 6	
		163	Opp. Serve: 74		GDO: 3		125	Opp. Serve: 71		GLL: 3	
MIZUTANI Jun Left/Shakehand	JPN	2	1	1	50%	9	4	5	44%	1h13min	37min
		Points Won				Points Lost					
		Total	Own Serve: 49		Most Consecutive: 6		Total	Own Serve: 30		Most Consecutive: 7	
		76	Opp. Serve: 27		GDO: 2		79	Opp. Serve: 49		GLL: 1	
MONTEIRO Joao Left/Shakehand	POR	1	0	1	0%	6	2	4	33%	50min	50min
		Points Won				Points Lost					
		Total	Own Serve: 26		Most Consecutive: 8		Total	Own Serve: 28		Most Consecutive: 4	
		55	Opp. Serve: 29		GDO: 0		53	Opp. Serve: 25		GLL: 1	
OH Sangeun Right/Shakehand	KOR	2	1	1	50%	9	5	4	56%	1h0min	30min
		Points Won				Points Lost					
		Total	Own Serve: 55		Most Consecutive: 7		Total	Own Serve: 25		Most Consecutive: 8	
		85	Opp. Serve: 30		GDO: 3		75	Opp. Serve: 50		GLL: 4	
OVTCHAROV Dimitrij Right/Shakehand	GER	5	4	1	80%	26	17	9	65%	4h6min	49min
		Points Won				Points Lost					
		Total	Own Serve: 149		Most Consecutive: 7		Total	Own Serve: 102		Most Consecutive: 9	
		263	Opp. Serve: 114		GDO: 5		236	Opp. Serve: 134		GLL: 3	
PATTANTYUS Adam Right/Shakehand	HUN	1	0	1	0%	5	1	4	20%	46min	46min
		Points Won				Points Lost					
		Total	Own Serve: 25		Most Consecutive: 5		Total	Own Serve: 24		Most Consecutive: 4	
		48	Opp. Serve: 23		GDO: 0		52	Opp. Serve: 28		GLL: 3	
PEREIRA Andy Left/Shakehand	CUB	2	1	1	50%	8	4	4	50%	37min	19min
		Points Won				Points Lost					
		Total	Own Serve: 30		Most Consecutive: 10		Total	Own Serve: 29		Most Consecutive: 5	
		64	Opp. Serve: 34		GDO: 1		54	Opp. Serve: 25		GLL: 2	
PERSSON Jorgen Right/Shakehand	SWE	2	1	1	50%	9	4	5	44%	1h3min	32min
		Points Won				Points Lost					
		Total	Own Serve: 38		Most Consecutive: 5		Total	Own Serve: 43		Most Consecutive: 7	
		76	Opp. Serve: 38		GDO: 4		86	Opp. Serve: 43		GLL: 3	
PRIMORAC Zoran Right/Shakehand	CRO	1	0	1	0%	7	3	4	43%	1h0min	1h0min
		Points Won				Points Lost					
		Total	Own Serve: 40		Most Consecutive: 6		Total	Own Serve: 30		Most Consecutive: 5	
		67	Opp. Serve: 27		GDO: 6		68	Opp. Serve: 38		GLL: 3	

LEGEND
GDO Greatest deficit overcome **GLL** Greatest lead lost **Opp.** Opponent's



Player Statistics

Statistiques du joueur

As of THU 2 AUG 2012

Players	NOC	Matches				Games				Match Duration	
		Played	Won	Lost	%Won	Played	Won	Lost	%Won	All	Average
SAIVE Jean-Michel Right/Shakehand	BEL	2	1	1	50%	10	5	5	50%	1h16min	38min
		Points Won				Points Lost					
		Total	Own Serve:	46	Most Consecutive:	7	Total	Own Serve:	44	Most Consecutive:	4
		90	Opp. Serve:	44	GDO:	4	84	Opp. Serve:	40	GLL:	4
SAKA Suraju Right/Shakehand	CGO	1	0	1	0%	4	0	4	0%	28min	28min
		Points Won				Points Lost					
		Total	Own Serve:	14	Most Consecutive:	4	Total	Own Serve:	19	Most Consecutive:	5
		23	Opp. Serve:	9	GDO:	0	44	Opp. Serve:	25	GLL:	2
SAMSONOV Vladimir Right/Shakehand	BLR	2	1	1	50%	14	7	7	50%	2h4min	1h2min
		Points Won				Points Lost					
		Total	Own Serve:	76	Most Consecutive:	7	Total	Own Serve:	57	Most Consecutive:	5
		131	Opp. Serve:	55	GDO:	3	134	Opp. Serve:	77	GLL:	3
SCHLAGER Werner Right/Shakehand	AUT	2	1	1	50%	11	5	6	45%	1h51min	56min
		Points Won				Points Lost					
		Total	Own Serve:	62	Most Consecutive:	5	Total	Own Serve:	47	Most Consecutive:	7
		103	Opp. Serve:	41	GDO:	5	114	Opp. Serve:	67	GLL:	3
SHIBAEV Alexander Right/Shakehand	RUS	1	0	1	0%	7	3	4	43%	1h9min	1h9min
		Points Won				Points Lost					
		Total	Own Serve:	32	Most Consecutive:	5	Total	Own Serve:	34	Most Consecutive:	4
		62	Opp. Serve:	30	GDO:	3	70	Opp. Serve:	36	GLL:	1
SHING Yoshua Right/Shakehand	VAN	1	0	1	0%	4	0	4	0%	15min	15min
		Points Won				Points Lost					
		Total	Own Serve:	5	Most Consecutive:	1	Total	Own Serve:	22	Most Consecutive:	10
		10	Opp. Serve:	5	GDO:	0	44	Opp. Serve:	22	GLL:	1
SMIRNOV Alexey Right/Shakehand	RUS	2	1	1	50%	9	5	4	56%	1h9min	35min
		Points Won				Points Lost					
		Total	Own Serve:	53	Most Consecutive:	9	Total	Own Serve:	29	Most Consecutive:	5
		89	Opp. Serve:	36	GDO:	1	75	Opp. Serve:	46	GLL:	2
TANG Peng Right/Shakehand	HKG	1	0	1	0%	7	3	4	43%	48min	48min
		Points Won				Points Lost					
		Total	Own Serve:	39	Most Consecutive:	6	Total	Own Serve:	28	Most Consecutive:	5
		65	Opp. Serve:	26	GDO:	2	65	Opp. Serve:	37	GLL:	3
TOKIC Bojan Right/Shakehand	SLO	2	1	1	50%	11	4	7	36%	1h28min	44min
		Points Won				Points Lost					
		Total	Own Serve:	47	Most Consecutive:	11	Total	Own Serve:	52	Most Consecutive:	7
		94	Opp. Serve:	47	GDO:	3	101	Opp. Serve:	49	GLL:	3
TORIOLA Segun Right/Shakehand	NGR	2	1	1	50%	10	5	5	50%	1h16min	38min
		Points Won				Points Lost					
		Total	Own Serve:	51	Most Consecutive:	6	Total	Own Serve:	42	Most Consecutive:	5
		96	Opp. Serve:	45	GDO:	4	91	Opp. Serve:	49	GLL:	4

LEGEND	GDO Greatest deficit overcome	GLL Greatest lead lost	Opp. Opponent's
---------------	--------------------------------------	-------------------------------	------------------------



Table Tennis
Tennis de table

Men's Singles
Simple hommes



Player Statistics

Statistiques du joueur

As of THU 2 AUG 2012

Players	NOC	Matches				Games				Match Duration	
		Played	Won	Lost	%Won	Played	Won	Lost	%Won	All	Average
Tsuboi Gustavo Left/Shakehand	BRA	1	0	1	0%	6	2	4	33%	56min	56min
		Points Won				Points Lost					
		Total	Own Serve:	39	Most Consecutive:	4	Total	Own Serve:	24	Most Consecutive:	4
		63	Opp. Serve:	24	GDO:	0	61	Opp. Serve:	37	GLL:	2
VANG Bora Right/Shakehand	TUR	2	1	1	50%	10	4	6	40%	1h17min	39min
		Points Won				Points Lost					
		Total	Own Serve:	56	Most Consecutive:	6	Total	Own Serve:	39	Most Consecutive:	5
		91	Opp. Serve:	35	GDO:	3	99	Opp. Serve:	60	GLL:	3
WANG Hao Right/Penholder	CHN	5	4	1	80%	24	17	7	71%	3h34min	43min
		Points Won				Points Lost					
		Total	Own Serve:	133	Most Consecutive:	8	Total	Own Serve:	92	Most Consecutive:	5
		253	Opp. Serve:	120	GDO:	4	199	Opp. Serve:	107	GLL:	5
WANG Timothy Right/Shakehand	USA	1	0	1	0%	4	0	4	0%	25min	25min
		Points Won				Points Lost					
		Total	Own Serve:	10	Most Consecutive:	3	Total	Own Serve:	21	Most Consecutive:	6
		20	Opp. Serve:	10	GDO:	0	44	Opp. Serve:	23	GLL:	3
WANG Zengyi Right/Penholder	POL	2	1	1	50%	14	7	7	50%	2h14min	1h7min
		Points Won				Points Lost					
		Total	Own Serve:	72	Most Consecutive:	5	Total	Own Serve:	60	Most Consecutive:	8
		132	Opp. Serve:	60	GDO:	3	136	Opp. Serve:	76	GLL:	2
YANG Zi Left/Shakehand	SIN	1	0	1	0%	5	1	4	20%	36min	36min
		Points Won				Points Lost					
		Total	Own Serve:	20	Most Consecutive:	4	Total	Own Serve:	25	Most Consecutive:	6
		42	Opp. Serve:	22	GDO:	0	48	Opp. Serve:	23	GLL:	2
ZHANG Jike Right/Shakehand	CHN	5	5	0	100%	26	20	6	77%	3h48min	46min
		Points Won				Points Lost					
		Total	Own Serve:	152	Most Consecutive:	7	Total	Own Serve:	91	Most Consecutive:	6
		272	Opp. Serve:	120	GDO:	5	210	Opp. Serve:	119	GLL:	2
ZHMUDENKO Yaroslav Right/Shakehand	UKR	1	0	1	0%	5	1	4	20%	43min	43min
		Points Won				Points Lost					
		Total	Own Serve:	26	Most Consecutive:	6	Total	Own Serve:	27	Most Consecutive:	4
		49	Opp. Serve:	23	GDO:	0	57	Opp. Serve:	30	GLL:	3
ZWICKL Daniel Right/Shakehand	HUN	3	2	1	67%	14	8	6	57%	1h43min	34min
		Points Won				Points Lost					
		Total	Own Serve:	70	Most Consecutive:	7	Total	Own Serve:	67	Most Consecutive:	6
		137	Opp. Serve:	67	GDO:	5	139	Opp. Serve:	72	GLL:	1

NOTES

The "Greatest deficit overcome" only applies when the player ends up winning the game and "Greatest lead lost" only when losing.

LEGEND

GDO Greatest deficit overcome **GLL** Greatest lead lost **Opp.** Opponent's



Table Tennis
Tennis de table

Men's Singles
Simple hommes



Tournament Statistics

Statistiques du tournoi

As of THU 2 AUG 2012

Statistics	Preliminary Round	First Round	Second Round	Third Round	Fourth Round	Quarter finals	Semi finals	Finals	Total
Matches Total	5	16	16	16	8	4	2	2	69
Game Margin: 4:0	2 40%	4 25%	5 31%	7 44%	2 25%	2 50%			22 32%
4:1	1 20%	5 31%	4 25%	4 25%	3 38%	1 25%	2 100%	1 50%	21 30%
4:2	2 40%	2 13%	3 19%	2 13%	1 13%			1 50%	11 16%
4:3		5 31%	4 25%	3 19%	2 25%	1 25%			15 22%
Invalid Results Mark									
Duration: Total	2h27min	11h19min	11h46min	11h9min	5h57min	2h35min	1h34min	1h57min	48h44min
Longest	41min	1h10min	1h23min	1h9min	1h7min	1h11min	48min	59min	1h23min
Shortest	15min	22min	28min	23min	35min	20min	46min	58min	15min
Average	29min	42min	44min	42min	45min	39min	47min	59min	42min
Games Total	25	88	86	81	43	20	10	11	364
Point Margin 11			1 1%						1 0%
10	1 4%					1 5%			2 1%
9	2 8%	1 1%	2 2%	1 1%			1 10%		7 2%
8	3 12%	5 6%	4 5%	3 4%	2 5%	2 10%	1 10%		20 5%
7	2 8%	5 6%	3 3%	2 2%	3 7%	5 25%			20 5%
6	3 12%	5 6%	13 15%	9 11%	4 9%	3 15%	1 10%	2 18%	40 11%
5	3 12%	10 11%	9 10%	8 10%	6 14%	2 10%	1 10%	1 9%	40 11%
4	3 12%	13 15%	12 14%	9 11%	9 21%				46 13%
3	3 12%	14 16%	12 14%	23 28%	9 21%	2 10%	2 20%	1 9%	66 18%
2	5 20%	35 40%	30 35%	26 32%	10 23%	5 25%	4 40%	7 64%	122 34%
Invalid Results Mark									
Duration: Total	1h56min	8h52min	8h47min	8h55min	4h49min	2h3min	1h15min	1h30min	38h7min
Longest	7min	14min	11min	12min	12min	11min	9min	12min	14min
Shortest	2min	3min	3min	4min	5min	3min	5min	5min	2min
Average	5min	6min	6min	7min	7min	6min	8min	8min	6min
Points Total	426	1678	1585	1526	810	337	184	240	6786
per game	17.04	19.07	18.43	18.84	18.84	16.85	18.40	21.82	18.64
Most consecutive won	10	8	11	8	9	9	7	5	11
Greatest deficit overcome	5	4	6	5	5	3	3	5	6
Longest rally	18	28	30	29	34	38	14	15	38
Average rally	5	5	5	5	5	5	4	5	5

NOTES

The "Greatest deficit overcome" only applies when the player ends up winning the game.



Table Tennis
Tennis de table
Women's Singles
Simple femmes



Entry List by Event
Liste des inscrits par épreuve

As of WED 25 JUL 2012

NOC	How Qualified	Name	Date of Birth
AUS - Australia	CQ (130)	LAY Jian Fang	6 MAR 1973
	CQ (199)	MIAO Miao	14 JAN 1981
AUT - Austria	CQ (64)	LI Qiangbing	30 APR 1985
	QR (45)	LIU Jia	16 FEB 1982
BLR - Belarus	QR (23)	PAVLOVICH Viktoria	8 MAY 1978
	CQ (99)	PRIVALOVA Aleksandra	29 OCT 1987
BRA - Brazil	CQ (192)	KUMAHARA Caroline	27 JUL 1995
	CQ (228)	SILVA Ligia	6 MAR 1981
CAN - Canada	CQ (171)	ZHANG Mo	17 JAN 1989
CGO - Congo	CQ (178)	HAN Xing	8 NOV 1989
CHI - Chile	CQ (321)	RODRIGUEZ Berta	24 JUN 1971
CHN - People's Republic of China	QR (1)	DING Ning	20 JUN 1990
	QR (3)	LI Xiaoxia	16 JAN 1988
CMR - Cameroon	CQ (269)	HANFFOU Sarah	8 OCT 1986
COL - Colombia	CQ (195)	MEDINA Paula	12 APR 1989
CRO - Croatia	CQ (104)	MOLNAR Cornelia	26 NOV 1983
	CQ (108)	TIAN Yuan	12 JAN 1975
CZE - Czech Republic	WQE (87)	HADACOVA Dana	3 SEP 1983
	QR (55)	VACENOVSKA Iveta	22 MAR 1986
DEN - Denmark	CQ (76)	SKOV Mie	24 MAY 1986
DJI - Djibouti	TPC (-)	HASSAN FARAH Yasmin	22 SEP 1993
EGY - Egypt	CQ (279)	ELDAWLATLY Nadeen	22 JUN 1993
	CQ (160)	MESHREF Dina	10 MAR 1994
ESP - Spain	WQE (83)	RAMIREZ Sara	4 SEP 1987
	QR (17)	SHEN Yanfei	24 DEC 1979

LEGEND					
CQ	Continental Qualification	QR	World Ranking	TPC	Tripartite Commission Place
WQE	Final World Qualification Event				



Table Tennis
Tennis de table
Women's Singles
Simple femmes



NOC	How Qualified	Name	Date of Birth
FRA - France	QR (72)	LI Xue	14 APR 1985
	CQ (75)	XIAN Yifang	20 AUG 1977
GBR - Great Britain	HST (119)	PARKER Joanna	10 JUN 1987
GER - Germany	QR (47)	SILBEREISEN Kristin	14 MAR 1985
	QR (16)	WU Jiaduo	19 SEP 1977
HKG - Hong Kong, China	QR (20)	JIANG Huajun	8 OCT 1984
	QR (10)	TIE Yana	13 MAY 1979
HUN - Hungary	CQ (48)	POTA Georgina	13 JAN 1985
	QR (84)	TOTH Krisztina	29 MAY 1974
IND - India	CQ (221)	DAS Ankita	17 JUL 1993
IRI - Islamic Republic of Iran	CQ (491)	SHAHSVARI Neda	21 SEP 1986
ITA - Italy	CQ (91)	TAN Wenling	28 OCT 1972
JPN - Japan	QR (7)	FUKUHARA Ai	1 NOV 1988
	QR (6)	ISHIKAWA Kasumi	23 FEB 1993
KOR - Republic of Korea	QR (5)	KIM Kyungah	25 MAY 1977
	QR (33)	PARK Miyoung	17 NOV 1981
LIB - Lebanon	CQ (922)	MOUMJOGHLIAN Tvin	21 JUL 1989
LUX - Luxembourg	QR (43)	NI Xia Lian	4 JUL 1963
MEX - Mexico	CQ (233)	SILVA Yadira	24 DEC 1985
NED - Netherlands	QR (20)	LI Jiao	15 JAN 1973
	QR (28)	LI Jie	6 MAR 1984
NGR - Nigeria	CQ (352)	EDEM Offiong	31 DEC 1986
	CQ (292)	OSHOAIKE Olufunke	28 OCT 1975
POL - Poland	QR (30)	LI Qian	30 JUL 1986
	CQ (68)	PARTYKA Natalia	27 JUL 1989

LEGEND					
CQ	Continental Qualification	HST	Host Country Place	QR	World Ranking



Table Tennis
Tennis de table
Women's Singles
Simple femmes



NOC	How Qualified	Name	Date of Birth
POR - Portugal	WQE (141)	HUANG MENDES Lei	14 AUG 1982
PRK - Democratic People's Republic of Korea	QR (53) CQ (34)	KIM Jong RI Myong Sun	19 APR 1989 26 JAN 1992
QAT - Qatar	TPC (1014)	MOHAMED Aia	1 AUG 1994
ROU - Romania	QR (42) QR (52)	DODEAN Daniela SAMARA Elizabeta	13 JAN 1988 15 APR 1989
RUS - Russian Federation	WQE (82) WQE (57)	NOSKOVA Yana TIKHOMIROVA Anna	2 FEB 1994 4 DEC 1984
SIN - Singapore	QR (8) QR (11)	FENG Tianwei WANG Yuegu	31 AUG 1986 10 JUN 1980
THA - Thailand	CQ (93)	KOMWONG Nanthana	13 SEP 1980
TPE - Chinese Taipei	CQ (57) QR (44)	CHEN Szu-Yu HUANG Yi-Hua	1 AUG 1993 20 JUL 1984
TUR - Turkey	QR (98)	HU Melek	27 JAN 1989
UKR - Ukraine	WQE (112) CQ (54)	BILENKO Tetyana PESOTSKA Margaryta	23 NOV 1983 9 AUG 1991
USA - United States of America	CQ (115) CQ (139)	HSING Ariel ZHANG Lily	29 NOV 1995 16 JUN 1996
VAN - Vanuatu	CQ (931)	LULU Anolyn	3 JAN 1979
VEN - Venezuela	CQ (268)	RAMOS Fabiola	15 SEP 1977

NOTES
All changes are available in INFO.
(nnn) in "How Qualified" represents the player's singles world ranking as of July 2012.

LEGEND
CQ Continental Qualification **QR** World Ranking **TPC** Tripartite Commission Place
WQE Final World Qualification Event

MOHAMED Aia (QAT) received a special invitation from the IOC to participate in the Women's Singles event.



ExCeL - North Arena 1
ExCeL - North Arena 1

SAT 28 JUL 2012
9:00

Table Tennis
Tennis de table

Women's Singles
Simple femmes

Preliminary Round
Tour éliminatoire



Draw
Tableau

	Preliminary Round	NOC Code	To First Round
Match 1	OSHONAIKE Olufunke	NGR	OSHONAIKE Olufunke 4-3 (11:13 11:8 11:8 9:11 11:4 5:11 11:3)
	SHAHSVARI Neda	IRI	
Match 2	SILVA Ligia	BRA	SILVA Ligia 4-0 (11:5 11:9 11:2 11:3)
	LULU Anolyn	VAN	
Match 3	ZHANG Mo	CAN	ZHANG Mo 4-0 (11:3 11:7 11:6 11:3)
	MOHAMED Aia	QAT	
Match 4	KUMAHARA Caroline	BRA	KUMAHARA Caroline 4-0 (11:0 11:2 11:2 11:4)
	HASSAN FARAH Yasmin	DJI	
Match 5	HANFFOU Sarah	CMR	HANFFOU Sarah 4-0 (11:6 11:4 11:6 11:2)
	MOUMJOGHLIAN Tvin	LIB	
Match 6	MESHREF Dina	EGY	MESHREF Dina 4-2 (11:5 2:11 11:7 10:12 11:6 11:3)
	EDEM Offiong	NGR	



ExCeL - North Arena 1
ExCeL - North Arena 1

SAT 28 JUL 2012
11:15

Table Tennis
Tennis de table

Women's Singles
Simple femmes

Initial Rounds
Tours preliminaires



Draw Tableau

First Round	NOC Code	Second Round	NOC Code	Third Round	NOC Code	To Fourth Round
				DING Ning (1)	CHN	
BILENKO Tetyana	UKR	DODEAN Daniela	ROU	DODEAN D	ROU	DING N 4-0 (11:4 11:3 11:9 11:6)
MEDINA Paula	COL	BILENKO T	UKR	4-3 (7:11 8:11 11:5 5:11 11:7 11:9 11:2)		
				JIANG Huajun (11)	HKG	
MOLNAR Cornelia	CRO	KIM Jong	PRK	KIM J	PRK	JIANG H 4-2 (11:5 11:9 7:11 11:7 5:11 11:7)
ZHANG Lily	USA	MOLNAR C	CRO	4-1 (11:9 9:11 11:6 11:4 11:8)		
				LI Jie (14)	NED	
SKOV Mie	DEN	PARTYKA Natalia	POL	PARTYKA N	POL	LI Jie 4-2 (11:13 6:11 16:14 11:7 12:10 11:7)
ELDAWLATLY Nadeen	EGY	SKOV M	DEN	4-3 (5:11 11:3 12:10 8:11 9:11 11:7 11:9)		
				FUKUHARA Ai (5)	JPN	
TAN Wenling	ITA	TIKHOMIROVA Anna	RUS	TIKHOMIROVA A	RUS	FUKUHARA A 4-0 (11:7 11:8 11:9 11:3)
OSHONAIKE Olufunke	NGR	TAN W	ITA	4-3 (6:11 11:6 11:8 12:14 8:11 11:6 12:10)		
				FENG Tianwei (6)	SIN	
TOTH Krisztina	HUN	CHEN Szu-Yu	TPE	CHEN SY	TPE	FENG T 4-1 (11:6 11:13 11:5 12:10 11:9)
RAMOS Fabiola	VEN	TOTH K	HUN	4-3 (10:12 7:11 7:11 15:13 11:5 11:5 13:11)		
				WU Jiaduo (9)	GER	
KOMWONG Nanthana	THA	VACENOVSKA Iveta	CZE	VACENOVSKA I	CZE	WU J 4-2 (11:9 15:13 8:11 11:8 9:11 11:5)
HUANG MENDES Lei	POR	KOMWONG N	THA	4-1 (14:16 11:6 11:4 11:5 11:3)		
				SHEN Yanfei (10)	ESP	
LAY Jian Fang	AUS	LI Xue	FRA	LI X	FRA	SHEN Y 4-0 (11:5 11:2 11:8 11:3)
SILVA Ligia	BRA	LAY JF	AUS	4-3 (11:7 13:11 7:11 11:3 9:11 9:11 11:6)		
				KIM Kyungah (3)	KOR	
PRIVALOVA Aleksandra	BLR	LIU Jia	AUT	LIU J	AUT	KIM K 4-1 (11:8 6:11 11:4 11:5 11:9)
HAN Xing	CGO	PRIVALOVA A	BLR	4-2 (5:11 11:4 11:8 12:10 10:12 11:4)		

NOTES

Top half of draw (page 1 of 2)

LEGEND

(x) (Seeding number 1 to 16)



ExCeL - North Arena 1
ExCeL - North Arena 1

SAT 28 JUL 2012
11:15

Table Tennis
Tennis de table

Women's Singles
Simple femmes

Initial Rounds
Tours preliminaires



Draw Tableau

First Round	NOC Code	Second Round	NOC Code	Third Round	NOC Code	To Fourth Round
				ISHIKAWA Kasumi (4)	JPN	
HU Melek	TUR	LI Qiangbing	AUT	LI Q	AUT	ISHIKAWA K 4-2 (11:13 10:12 11:7 12:10 11:8 11:5)
ZHANG Mo	CAN	ZHANG M	CAN	4-1 (11:9 9:11 11:2 11:9 11:9)		
				LI Qian (15)	POL	
HADACOVA Dana	CZE	HUANG Yi-Hua	TPE	HUANG YH	TPE	LI Q 4-0 (11:7 11:8 11:6 11:3)
MIAO Miao	AUS	MIAO M	AUS	4-0 (11:7 11:9 11:7 11:4)		
				PAVLOVICH Viktoria (13)	BLR	
PARKER Joanna	GBR	SILBEREISEN Kristin	GER	SILBEREISEN K	GER	PAVLOVICH V 4-2 (12:10 13:11 9:11 11:13 11:4 11:7)
KUMAHARA Caroline	BRA	PARKER J	GBR	4-1 (11:6 11:7 7:11 11:2 11:4)		
				WANG Yuegu (8)	SIN	
XIAN Yifang	FRA	RI Myong Sun	PRK	XIAN Y	FRA	WANG Y 4-0 (11:9 11:8 11:6 11:4)
HANFFOU Sarah	CMR	XIAN Y	FRA	4-2 (11:9 11:6 6:11 11:9 8:11 11:6)		
				TIE Yana (7)	HKG	
NOSKOVA Yana	RUS	SAMARA Elizabeta	ROU	SAMARA E	ROU	SAMARA E 4-2 (11:9 11:9 11:8 6:11 5:11 11:8)
MESHREF Dina	EGY	MESHREF D	EGY	4-1 (7:11 11:7 13:11 11:6 11:8)		
				LI Jiao (12)	NED	
RAMIREZ Sara	ESP	PESOTSKA Margaryta	UKR	PESOTSKA M	UKR	LI Jiao 4-0 (11:3 11:9 11:4 11:4)
DAS Ankita	IND	RAMIREZ S	ESP	4-1 (11:7 11:9 8:11 13:11 11:6)		
				PARK Miyoung (16)	KOR	
TIAN Yuan	CRO	POTA Georgina	HUN	POTA G	HUN	PARK M 4-1 (3:11 11:8 11:8 11:6 11:9)
RODRIGUEZ Berta	CHI	TIAN Y	CRO	4-1 (11:13 11:4 11:2 12:10 11:2)		
				LI Xiaoxia (2)	CHN	
HSING Ariel	USA	NI Xia Lian	LUX	HSING A	USA	LI XX 4-2 (11:4 9:11 11:6 6:11 11:8 11:9)
SILVA Yadira	MEX	HSING A	USA	4-2 (11:9 10:12 11:9 11:5 10:12 12:10)		

NOTES

Bottom half of draw (page 2 of 2)

LEGEND

(x) (Seeding number 1 to 16)



ExCeL - North Arena 1
ExCeL - North Arena 1

MON 30 JUL 2012
15:30

Table Tennis
Tennis de table

Women's Singles
Simple femmes

Final Rounds
Tours finaux



Draw
Tableau

Fourth Round	NOC Code	Quarterfinals	NOC Code	Semifinals	NOC Code	Finals	NOC Code
DING Ning (1)	CHN						
JIANG Huajun (11)	HKG	DING N 4-1 (12:10 11:2 11:5 9:11 11:6)	CHN				
LI Jie (14)	NED			DING N 4-0 (15:13 11:6 11:6 11:4)	CHN		
FUKUHARA Ai (5)	JPN	FUKUHARA A 4-3 (11:4 8:11 8:11 6:11 11:5 11:8 11:8)	JPN				
FENG Tianwei (6)	SIN					DING N 4-2 (11:7 11:4 9:11 12:10 6:11 11:6)	CHN
WU Jiaduo (9)	GER	FENG T 4-2 (11:6 7:11 11:5 9:11 11:6 11:6)	SIN				
SHEN Yanfei (10)	ESP			FENG T 4-2 (13:11 11:7 4:11 11:6 10:12 12:10)	SIN		
KIM Kyungah (3)	KOR	KIM K 4-1 (11:8 11:9 11:6 9:11 11:7)	KOR				
ISHIKAWA Kasumi (4)	JPN						LI XX 4-1 (11:8 14:12 8:11 11:6 11:4)
LI Qian (15)	POL	ISHIKAWA K 4-1 (11:9 11:5 10:12 14:12 11:6)	JPN				
PAVLOVICH Viktoria (13)	BLR			ISHIKAWA K 4-1 (8:11 11:5 11:4 11:8 11:4)	JPN		
WANG Yuegu (8)	SIN	WANG Y 4-3 (11:8 7:11 4:11 12:14 11:7 11:9 11:8)	SIN				
SAMARA Elizabeta	ROU					LI XX 4-1 (11:5 11:4 11:13 11:6 11:7)	CHN
LI Jiao (12)	NED	LI Jiao 4-2 (11:5 8:11 13:11 6:11 11:9 11:7)	NED				DING N CHN
PARK Miyoung (16)	KOR			LI XX 4-0 (11:5 11:9 11:9 11:7)	CHN		
LI Xiaoxia (2)	CHN	LI XX 4-1 (6:11 11:7 11:6 11:5 11:6)	CHN			FENG T SIN	
						ISHIKAWA K JPN	FENG T SIN 4-0 (11:9 11:6 11:6 11:5)

GOLD

SILVER

BRONZE

LEGEND

(x) (Seeding number 1 to 16)



ExCeL - North Arena 1
ExCeL - North Arena 1

SAT 28 JUL 2012
9:00

Table Tennis
Tennis de table

Women's Singles
Simple femmes

Preliminary Round
Tour éliminatoire



Match Results

Résultats du match

OSHONAIKE Olufunke (NGR) 4-3 SHAHSAVARI Neda (IRI)

Game Summary		Match	Game 1	Game 2	Game 3	Game 4	Game 5	Game 6	Game 7
OSHONAIKE Olufunke	NGR	4	11	11	11	9	11	5	11
SHAHSAVARI Neda	IRI	3	13	8	8	11	4	11	3
Duration:		40 min	6 min	4 min	5 min	5 min	4 min	4 min	5 min

Match No : WS1 Table : 2

Umpires : TANG Norman (CAN) le PAPE Gerard (FRA)

Player Statistics	OSHONAIKE Olufunke (NGR)								Match	SHAHSAVARI Neda (IRI)								Match
	Game							Match		Game							Match	
	1	2	3	4	5	6	7			1	2	3	4	5	6	7		
Points won	11	11	11	9	11	5	11	69	13	8	8	11	4	11	3	58		
Biggest lead	3	3	3	3	8	-	8	8	-	2	1	2	-	6	-	-		
Points won on own serve	5	6	6	5	4	3	7	36	0	5	4	6	0	6	2	0		
Points lost on own serve	7	3	4	5	4	5	1	29	0	5	5	4	7	2	4	0		
Most consecutive points won	4	3	4	3	6	2	4	6	0	2	4	3	2	4	1	0		
Greatest deficit overcome	-	2	1	-	-	-	-	2	-	-	-	3	-	-	-	-		
Handedness/Grip	Right/Shakehand								Left/Shakehand									

Game/Match Statistics	Game							Match
	1	2	3	4	5	6	7	
Longest rally (strokes)	7	7	9	8	7	7	8	9
Average rally	3	3	4	4	4	4	4	4

Game Progress

1	OSHONAIKE Olufunke (NGR)	*0	2	*3	3	*3	5	*7	7	*8	8	*10	11	*11	11	11
	SHAHSAVARI Neda (IRI)	0	*0	1	*3	5	*5	5	*7	8	*10	10	*10	11	*12	13
2	OSHONAIKE Olufunke (NGR)	0	*0	1	*3	4	*5	7	*8	9	*10	11				
	SHAHSAVARI Neda (IRI)	*0	2	*3	3	*4	5	*5	6	*7	8	8				
3	OSHONAIKE Olufunke (NGR)	*0	2	*2	3	*5	6	*7	7	*8	10	11				
	SHAHSAVARI Neda (IRI)	0	*0	2	*3	3	*4	5	*7	8	*8	8				
4	OSHONAIKE Olufunke (NGR)	0	*2	3	*3	5	*5	6	*7	8	*9	9				
	SHAHSAVARI Neda (IRI)	*0	0	*1	3	*3	5	*6	7	*8	9	11				
5	OSHONAIKE Olufunke (NGR)	*0	1	*3	4	*6	8	*10	10	11						
	SHAHSAVARI Neda (IRI)	0	*1	1	*2	2	*2	2	*4	4						
6	OSHONAIKE Olufunke (NGR)	0	*0	2	*2	2	*3	4	*5	5						
	SHAHSAVARI Neda (IRI)	*0	2	*2	4	*6	7	*8	9	11						
7	OSHONAIKE Olufunke (NGR)	*0	2	*4	5	*6	8	*9	11							
	SHAHSAVARI Neda (IRI)	0	*0	0	*1	2	*2	3	3							

NOTES

The "Greatest deficit overcome" only applies when the player ends up winning the game.

LEGEND

WS Women's Singles

* Server



ExCeL - North Arena 1

ExCeL - North Arena 1

SAT 28 JUL 2012

9:00

Table Tennis

Tennis de table

Women's Singles

Simple femmes

Preliminary Round

Tour éliminatoire



Match Results

Résultats du match

SILVA Ligia (BRA) 4-0 LULU Anolyn (VAN)

Game Summary		Match	Game 1	Game 2	Game 3	Game 4	Game 5	Game 6	Game 7
SILVA Ligia	BRA	4	11	11	11	11			
LULU Anolyn	VAN	0	5	9	2	3			
Duration:		18 min	4 min	5 min	3 min	4 min			

Match No : WS2 Table : 3

Umpires : ALMENDARIZ Freddy (ECU) LANASRI Said (ALG)

Player Statistics	SILVA Ligia (BRA)							Match	LULU Anolyn (VAN)							Match
	Game								Game							
	1	2	3	4	5	6	7		1	2	3	4	5	6	7	
Points won	11	11	11	11				44	5	9	2	3				19
Biggest lead	6	5	9	8				9	1	-	-	-				1
Points won on own serve	6	8	5	7				26	2	6	1	2				11
Points lost on own serve	2	3	1	1				7	4	3	6	4				17
Most consecutive points won	4	3	7	5				7	1	2	1	2				2
Greatest deficit overcome	1	-	-	-				1	-	-	-	-				-
Handedness/Grip	Right/Shakehand								Right/Shakehand							

Game/Match Statistics	Game							Match
	1	2	3	4	5	6	7	
Longest rally (strokes)	6	13	7	6				13
Average rally	3	4	4	4				4

Game Progress

1	SILVA Ligia (BRA)	0	*1	2	*3	4	*6	8	*9	11		
	LULU Anolyn (VAN)	0	1	*2	3	*4	4	*4	5	5		
2	SILVA Ligia (BRA)	*0	*2	*3	5	*6	7	*8	9	*9	10	11
	LULU Anolyn (VAN)	0	0	1	*1	2	*3	4	*5	7	*8	9
3	SILVA Ligia (BRA)	0	*2	4	*6	7	*8	10	11			
	LULU Anolyn (VAN)	*0	0	*0	0	*1	2	*2	2			
4	SILVA Ligia (BRA)	*0	2	*3	5	*6	7	*9	11			
	LULU Anolyn (VAN)	0	*0	1	*1	2	*3	3	3			

NOTES

The "Greatest deficit overcome" only applies when the player ends up winning the game.

LEGEND

WS Women's Singles

*

Server



ExCeL - North Arena 1
ExCeL - North Arena 1

SAT 28 JUL 2012
9:00

Table Tennis
Tennis de table

Women's Singles
Simple femmes

Preliminary Round
Tour éliminatoire



Match Results

Résultats du match

ZHANG Mo (CAN) 4-0 MOHAMED Aia (QAT)

Game Summary		Match	Game 1	Game 2	Game 3	Game 4	Game 5	Game 6	Game 7
ZHANG Mo	CAN	4	11	11	11	11			
MOHAMED Aia	QAT	0	3	7	6	3			
Duration:		18 min	4 min	5 min	4 min	3 min			

Match No : WS3 Table : 1

Umpires : MOELLER Claudia (GER) LO Mun Ho (HKG)

Player Statistics	ZHANG Mo (CAN)								Match	MOHAMED Aia (QAT)								Match	
	Game									Match	Game								
	1	2	3	4	5	6	7	1			2	3	4	5	6	7			
Points won	11	11	11	11					44	3	7	6	3					19	
Biggest lead	8	5	5	8					8	-	1	1	-					1	
Points won on own serve	6	6	6	5					23	2	5	3	2					12	
Points lost on own serve	1	2	3	1					7	5	5	5	6					21	
Most consecutive points won	6	3	4	5					6	2	2	3	1					3	
Greatest deficit overcome	-	1	1	-					1	-	-	-	-					-	
Handedness/Grip	Right/Shakehand									Right/Shakehand									

Game/Match Statistics	Game							Match
	1	2	3	4	5	6	7	
Longest rally (strokes)	7	7	8	7				8
Average rally	3	3	4	4				3

Game Progress

1	ZHANG Mo (CAN)	0	2	*3	4	*5	7	*9	11	MOHAMED Aia (QAT)	*0	*0	1	*2	3	*3	3	3				
2	ZHANG Mo (CAN)	0	*1	2	*3	5	*6	8	*9	10	11	MOHAMED Aia (QAT)	*0	1	*2	3	*3	4	*4	5	*6	7
3	ZHANG Mo (CAN)	*0	1	*3	3	*4	6	*7	9	*10	11	MOHAMED Aia (QAT)	0	*1	1	*3	4	*4	5	*5	6	6
4	ZHANG Mo (CAN)	0	*2	4	*5	6	*7	9	11	MOHAMED Aia (QAT)	*0	0	*0	1	*2	3	*3	3				

NOTES

The "Greatest deficit overcome" only applies when the player ends up winning the game.

LEGEND

WS Women's Singles * Server



ExCeL - North Arena 1
ExCeL - North Arena 1

SAT 28 JUL 2012
9:45

Table Tennis
Tennis de table

Women's Singles
Simple femmes

Preliminary Round
Tour éliminatoire



Match Results

Résultats du match

KUMAHARA Caroline (BRA) 4-0 HASSAN FARAH Yasmin (DJI)

Game Summary		Match	Game 1	Game 2	Game 3	Game 4	Game 5	Game 6	Game 7
KUMAHARA Caroline	BRA	4	11	11	11	11			
HASSAN FARAH Yasmin	DJI	0	0	2	2	4			
Duration:		14 min	3 min	3 min	2 min	3 min			

Match No : WS4 Table : 1

Umpires : RAMOS Rachel (PHI) PURCELL Tom (GBR)

Player Statistics	KUMAHARA Caroline (BRA)							Match	HASSAN FARAH Yasmin (DJI)							Match
	Game								Game							
	1	2	3	4	5	6	7		1	2	3	4	5	6	7	
Points won	11	11	11	11				44	0	2	2	4				8
Biggest lead	11	9	9	9				11	-	-	1	-				1
Points won on own serve	5	5	6	6				22	0	0	2	2				4
Points lost on own serve	0	2	0	2				4	6	6	5	5				22
Most consecutive points won	11	4	8	7				11	0	1	1	3				3
Greatest deficit overcome	-	-	1	-				1	-	-	-	-				-
Handedness/Grip	Right/Shakehand								Right/Shakehand							

Game/Match Statistics	Game							Match
	1	2	3	4	5	6	7	
Longest rally (strokes)	9	8	6	7				9
Average rally	4	3	2	3				3

Game Progress

1	KUMAHARA Caroline (BRA)	0	*2	4	*6	8	*10	11		
	HASSAN FARAH Yasmin (DJI)	*0	0	*0	0	*0	0	0	0	
2	KUMAHARA Caroline (BRA)	*0	2	*4	5	*7	8	*10	11	
	HASSAN FARAH Yasmin (DJI)	0	*0	0	*1	1	*2	2	2	
3	KUMAHARA Caroline (BRA)	0	*1	3	*5	7	*8	10	11	
	HASSAN FARAH Yasmin (DJI)	*0	1	*1	1	*1	2	*2	2	
4	KUMAHARA Caroline (BRA)	*0	2	*3	5	*7	9	*10	10	11
	HASSAN FARAH Yasmin (DJI)	0	*0	1	*1	1	*1	2	*4	4

NOTES

The "Greatest deficit overcome" only applies when the player ends up winning the game.

LEGEND

WS Women's Singles * Server



ExCeL - North Arena 1
ExCeL - North Arena 1

SAT 28 JUL 2012
9:00

Table Tennis
Tennis de table

Women's Singles
Simple femmes

Preliminary Round
Tour éliminatoire



Match Results

Résultats du match

HANFFOU Sarah (CMR) 4-0 MOUMJOGHLIAN Tvin (LIB)

Game Summary		Match	Game 1	Game 2	Game 3	Game 4	Game 5	Game 6	Game 7
HANFFOU Sarah	CMR	4	11	11	11	11			
MOUMJOGHLIAN Tvin	LIB	0	6	4	6	2			
Duration:		18 min	4 min	3 min	4 min	3 min			

Match No : WS5 Table : 4

Umpires : BONGELLI Paola (ITA) MANO Takako (JPN)

Player Statistics	HANFFOU Sarah (CMR)								Match	MOUMJOGHLIAN Tvin (LIB)								Match	
	Game									Match	Game								
	1	2	3	4	5	6	7	8			1	2	3	4	5	6	7		8
Points won	11	11	11	11					44	6	4	6	2					18	
Biggest lead	5	8	5	9					9	2	-	1	-					2	
Points won on own serve	4	6	5	7					22	2	2	3	2					9	
Points lost on own serve	4	2	3	0					9	7	5	6	4					22	
Most consecutive points won	5	8	4	8					8	3	2	2	1					3	
Greatest deficit overcome	2	-	1	-					2	-	-	-	-					-	
Handedness/Grip	Right/Shakehand									Right/Shakehand									

Game/Match Statistics	Game								Match
	1	2	3	4	5	6	7	8	
Longest rally (strokes)	7	8	4	7					8
Average rally	4	3	3	4					4

Game Progress

1	HANFFOU Sarah (CMR)	0	*1	1	*3	4	*6	8	*9	10	11	MOUMJOGHLIAN Tvin (LIB)	*0	1	*3	3	*4	4	*4	5	*6	6	
2	HANFFOU Sarah (CMR)	*0	2	*4	6	*8	9	*9	10	11	MOUMJOGHLIAN Tvin (LIB)	0	*0	0	*0	0	*1	3	*4	4			
3	HANFFOU Sarah (CMR)	0	*1	2	*4	5	*6	7	*8	10	11	MOUMJOGHLIAN Tvin (LIB)	*0	1	*2	2	*3	4	*5	6	*6	6	
4	HANFFOU Sarah (CMR)	*0	2	*3	5	*7	9	*10	11			MOUMJOGHLIAN Tvin (LIB)	0	*0	1	*1	1	*1	2	2			

NOTES

The "Greatest deficit overcome" only applies when the player ends up winning the game.

LEGEND

WS Women's Singles * Server



Match Results
Résultats du match

MESHREF Dina (EGY) 4-2 EDEM Offiong (NGR)

Game Summary		Match	Game 1	Game 2	Game 3	Game 4	Game 5	Game 6	Game 7
MESHREF Dina	EGY	4	11	2	11	10	11	11	
EDEM Offiong	NGR	2	5	11	7	12	6	3	
Duration:		33 min	4 min	3 min	4 min	6 min	5 min	5 min	

Match No : WS6 Table : 4

Umpires : LARROZA Andres (PAR) MACKEY John (GBR)

Player Statistics	MESHREF Dina (EGY)							Match	EDEM Offiong (NGR)							Match
	Game								Game							
	1	2	3	4	5	6	7		1	2	3	4	5	6	7	
Points won	11	2	11	10	11	11		56	5	11	7	12	6	3		44
Biggest lead	6	1	5	4	6	8		8	-	9	3	2	-	-		9
Points won on own serve	7	1	4	7	5	6		30	2	5	3	8	3	1		22
Points lost on own serve	3	6	4	4	3	2		22	4	1	7	3	6	5		26
Most consecutive points won	5	1	4	3	6	5		6	2	6	3	5	3	1		6
Greatest deficit overcome	-	-	3	-	-	-		3	-	1	-	4	-	-		4
Handedness/Grip	Left/Shakehand								Right/Shakehand							

Game/Match Statistics	Game							Match
	1	2	3	4	5	6	7	
Longest rally (strokes)	10	8	13	22	9	10		22
Average rally	4	4	4	5	5	5		4

Game Progress

1	MESHREF Dina (EGY)	*0	*1	2	*4	6	*7	8	*9	11				
	EDEM Offiong (NGR)	0	1	*2	2	*2	3	*4	5	5				
2	MESHREF Dina (EGY)	*0	1	*1	1	*2	2	*2	2					
	EDEM Offiong (NGR)	0	*1	3	*5	6	*8	10	11					
3	MESHREF Dina (EGY)	0	*0	1	*3	4	*6	7	*9	10	11			
	EDEM Offiong (NGR)	*0	2	*3	3	*4	4	*5	5	*6	7			
4	MESHREF Dina (EGY)	*0	1	*1	3	*4	6	*7	9	*9	9	*10	10	10
	EDEM Offiong (NGR)	0	*1	3	*3	4	*4	5	*5	7	*9	10	*11	12
5	MESHREF Dina (EGY)	0	*2	4	*6	7	*7	8	*9	10	11			
	EDEM Offiong (NGR)	*0	0	*0	0	*1	3	*4	5	*6	6			
6	MESHREF Dina (EGY)	*0	1	*2	4	*6	7	*9	11					
	EDEM Offiong (NGR)	0	*1	2	*2	2	*3	3	3					

NOTES

The "Greatest deficit overcome" only applies when the player ends up winning the game.

LEGEND

WS Women's Singles * Server



ExCeL - North Arena 1
ExCeL - North Arena 1

SAT 28 JUL 2012
11:15

Table Tennis
Tennis de table

Women's Singles
Simple femmes

First Round
1er tour



Match Results

Résultats du match

BILENKO Tetyana (UKR) 4-1 MEDINA Paula (COL)

Game Summary		Match	Game 1	Game 2	Game 3	Game 4	Game 5	Game 6	Game 7
BILENKO Tetyana	UKR	4	11	11	11	8	11		
MEDINA Paula	COL	1	4	2	8	11	7		
Duration:		35 min	4 min	4 min	6 min	6 min	6 min		

Match No : WS7 Table : 3

Umpires : PURCELL Tom (GBR) RAMOS Rachel (PHI)

Player Statistics	BILENKO Tetyana (UKR)							Match	MEDINA Paula (COL)							Match
	Game								Game							
	1	2	3	4	5	6	7		1	2	3	4	5	6	7	
Points won	11	11	11	8	11			52	4	2	8	11	7			32
Biggest lead	7	9	3	4	4			9	-	-	-	4	1			4
Points won on own serve	6	6	8	2	7			29	2	2	6	4	4			18
Points lost on own serve	2	0	2	7	3			14	5	5	3	6	4			23
Most consecutive points won	5	4	3	3	4			5	1	1	2	8	4			8
Greatest deficit overcome	-	-	-	-	1			1	-	-	-	4	-			4
Handedness/Grip	Right/Shakehand								Right/Shakehand							

Game/Match Statistics	Game							Match
	1	2	3	4	5	6	7	
Longest rally (strokes)	21	19	24	25	20			25
Average rally	6	7	8	9	10			8

Game Progress

1	BILENKO Tetyana (UKR)	*0	2	*4	5	*6	7	*8	10	11		
	MEDINA Paula (COL)	0	*0	0	*1	2	*3	4	*4	4		
2	BILENKO Tetyana (UKR)	0	*2	4	*5	7	*8	10	11			
	MEDINA Paula (COL)	*0	0	*0	1	*1	2	*2	2			
3	BILENKO Tetyana (UKR)	*0	2	*2	4	*4	6	*6	7	*9	10	11
	MEDINA Paula (COL)	0	*0	2	*2	4	*4	6	*7	7	*8	8
4	BILENKO Tetyana (UKR)	0	*2	3	*5	6	*6	6	*6	6	*8	8
	MEDINA Paula (COL)	*0	0	*1	1	*2	4	*6	8	*10	10	11
5	BILENKO Tetyana (UKR)	*0	1	*2	4	*5	7	*7	7	*9	11	
	MEDINA Paula (COL)	0	*1	2	*2	3	*3	5	*7	7	7	

NOTES

The "Greatest deficit overcome" only applies when the player ends up winning the game.

LEGEND

WS Women's Singles * Server



ExCeL - North Arena 1
ExCeL - North Arena 1

SAT 28 JUL 2012
11:15

Table Tennis
Tennis de table

Women's Singles
Simple femmes

First Round
1er tour



Match Results

Résultats du match

MOLNAR Cornelia (CRO) 4-0 ZHANG Lily (USA)

Game Summary		Match	Game 1	Game 2	Game 3	Game 4	Game 5	Game 6	Game 7
MOLNAR Cornelia	CRO	4	11	11	11	11			
ZHANG Lily	USA	0	6	8	7	5			
Duration:		25 min	5 min	6 min	5 min	4 min			

Match No : WS15 Table : 1

Umpires : MANO Takako (JPN) BONGELLI Paola (ITA)

Player Statistics	MOLNAR Cornelia (CRO)								Match	ZHANG Lily (USA)								Match	
	Game									Match	Game								
	1	2	3	4	5	6	7	1			2	3	4	5	6	7			
Points won	11	11	11	11					44	6	8	7	5					26	
Biggest lead	5	3	4	7					7	1	1	1	-					1	
Points won on own serve	7	5	8	5					25	4	4	5	2					15	
Points lost on own serve	2	4	2	3					11	4	6	3	6					19	
Most consecutive points won	4	2	3	5					5	2	2	2	2					2	
Greatest deficit overcome	1	1	1	-					1	-	-	-	-					-	
Handedness/Grip	Right/Shakehand									Right/Shakehand									

Game/Match Statistics	Game							Match
	1	2	3	4	5	6	7	
Longest rally (strokes)	10	12	11	8				12
Average rally	3	4	4	3				4

Game Progress

1	MOLNAR Cornelia (CRO)	*0	1	*2	3	*4	6	*7	9	*10	11	
	ZHANG Lily (USA)	0	*1	2	*3	4	*4	5	*5	6	6	
2	MOLNAR Cornelia (CRO)	0	*1	2	*3	4	*6	7	*8	9	*10	11
	ZHANG Lily (USA)	*0	1	*2	3	*4	4	*5	6	*7	8	8
3	MOLNAR Cornelia (CRO)	*0	1	*2	3	*4	6	*6	8	*9	11	
	ZHANG Lily (USA)	0	*1	2	*3	4	*4	6	*6	7	7	
4	MOLNAR Cornelia (CRO)	0	*2	3	*4	5	*7	9	*10	11		
	ZHANG Lily (USA)	*0	0	*1	2	*3	3	*3	4	5		

NOTES

The "Greatest deficit overcome" only applies when the player ends up winning the game.

LEGEND

WS Women's Singles * Server



Match Results
Résultats du match

SKOV Mie (DEN) 4-0 ELDAWLATLY Nadeen (EGY)

Game Summary		Match	Game 1	Game 2	Game 3	Game 4	Game 5	Game 6	Game 7
SKOV Mie	DEN	4	11	11	11	11			
ELDAWLATLY Nadeen	EGY	0	9	6	7	9			
Duration:		23 min	5 min	4 min	5 min	5 min			

Match No : WS8 Table : 4

Umpires : PARK In Sook (KOR) COLOVIC Predrag (MKD)

Player Statistics	SKOV Mie (DEN)								Match	ELDAWLATLY Nadeen (EGY)								Match	
	Game									Match	Game								
	1	2	3	4	5	6	7	1			2	3	4	5	6	7			
Points won	11	11	11	11					44	9	6	7	9					31	
Biggest lead	2	7	4	4					7	5	-	3	1					5	
Points won on own serve	5	5	5	5					20	4	2	4	4					14	
Points lost on own serve	5	4	3	5					17	6	6	6	6					24	
Most consecutive points won	4	4	5	4					5	4	3	3	2					4	
Greatest deficit overcome	5	-	3	1					5	-	-	-	-					-	
Handedness/Grip	Right/Shakehand									Right/Shakehand									

Game/Match Statistics	Game							Match
	1	2	3	4	5	6	7	
Longest rally (strokes)	7	7	9	12				12
Average rally	3	3	4	4				3

Game Progress

1	SKOV Mie (DEN)	0	*0	1	*1	2	*4	5	*7	7	*9	11
	ELDAWLATLY Nadeen (EGY)	*0	2	*3	5	*6	6	*7	7	*9	9	9
2	SKOV Mie (DEN)	*0	2	*4	4	*6	7	*9	10	*10	11	
	ELDAWLATLY Nadeen (EGY)	0	*0	0	*2	2	*3	3	*4	6	6	6
3	SKOV Mie (DEN)	0	*1	2	*2	3	*5	6	*7	9	11	
	ELDAWLATLY Nadeen (EGY)	*0	1	*2	4	*5	5	*6	7	*7	7	7
4	SKOV Mie (DEN)	*0	1	*2	4	*6	6	*7	8	*9	10	11
	ELDAWLATLY Nadeen (EGY)	0	*1	2	*2	2	*4	5	*6	7	*8	9

NOTES

The "Greatest deficit overcome" only applies when the player ends up winning the game.

LEGEND

WS Women's Singles * Server



Match Results

Résultats du match

TAN Wenling (ITA) 4-0 OSHONAIKE Olufunke (NGR)

Game Summary		Match	Game 1	Game 2	Game 3	Game 4	Game 5	Game 6	Game 7
TAN Wenling	ITA	4	11	11	12	11			
OSHONAIKE Olufunke	NGR	0	7	5	10	1			
Duration:		24 min	5 min	4 min	7 min	4 min			

Match No : WS16 Table : 3

Umpires : WEINSTEIN Saul (USA) SORENSEN Allan (DEN)

Player Statistics	TAN Wenling (ITA)							Match	OSHONAIKE Olufunke (NGR)							Match
	Game								Game							
	1	2	3	4	5	6	7		1	2	3	4	5	6	7	
Points won	11	11	12	11				45	7	5	10	1				23
Biggest lead	4	7	2	10				10	2	-	2	1				2
Points won on own serve	3	7	5	5				20	2	4	4	0				10
Points lost on own serve	5	1	6	1				13	8	4	7	6				25
Most consecutive points won	5	4	4	11				11	3	2	3	1				3
Greatest deficit overcome	2	-	2	1				2	-	-	-	-				-
Handedness/Grip	Right/Shakehand								Right/Shakehand							

Game/Match Statistics	Game							Match
	1	2	3	4	5	6	7	
Longest rally (strokes)	17	14	10	11				17
Average rally	6	6	5	5				5

Game Progress

1	TAN Wenling (ITA)	0	*2	2	*3	3	*5	6	*8	10	11			
	OSHONAIKE Olufunke (NGR)	*0	0	*2	3	*5	5	*6	6	*6	7			
2	TAN Wenling (ITA)	*0	2	*3	5	*6	8	*9	10	11				
	OSHONAIKE Olufunke (NGR)	0	*0	1	*1	2	*2	3	*4	5				
3	TAN Wenling (ITA)	0	*2	2	*4	5	*5	6	*6	8	*10	10	*11	12
	OSHONAIKE Olufunke (NGR)	*0	0	*2	2	*3	5	*6	8	*8	8	*10	10	10
4	TAN Wenling (ITA)	*0	1	*3	5	*7	9	11						
	OSHONAIKE Olufunke (NGR)	0	*1	1	*1	1	*1	1						

NOTES

The "Greatest deficit overcome" only applies when the player ends up winning the game.

LEGEND

WS Women's Singles * Server



Match Results

Résultats du match

TOTH Krisztina (HUN) 4-3 RAMOS Fabiola (VEN)

Game Summary		Match	Game 1	Game 2	Game 3	Game 4	Game 5	Game 6	Game 7
TOTH Krisztina	HUN	4	11	9	9	12	11	11	12
RAMOS Fabiola	VEN	3	9	11	11	14	5	9	10
Duration:		46 min	5 min	5 min	5 min	6 min	4 min	6 min	8 min

Match No : WS9 Table : 2

Umpires : SORENSEN Allan (DEN) WEINSTEIN Saul (USA)

Player Statistics	TOTH Krisztina (HUN)								RAMOS Fabiola (VEN)							
	Game							Match	Game							Match
	1	2	3	4	5	6	7		1	2	3	4	5	6	7	
Points won	11	9	9	12	11	11	12	75	9	11	11	14	5	9	10	69
Biggest lead	2	3	1	4	6	3	3	6	2	3	4	2	-	3	2	4
Points won on own serve	7	5	5	8	5	6	6	42	6	6	6	9	2	5	5	39
Points lost on own serve	3	5	5	5	3	4	5	30	4	4	4	4	6	5	6	33
Most consecutive points won	2	4	4	4	5	4	3	5	3	6	5	5	2	4	4	6
Greatest deficit overcome	2	-	-	-	-	3	2	3	-	3	1	4	-	-	-	4
Handedness/Grip	Left/Shakehand								Right/Shakehand							

Game/Match Statistics	Game							Match
	1	2	3	4	5	6	7	
Longest rally (strokes)	13	12	11	11	10	13	38	38
Average rally	5	6	5	4	5	5	8	5

Game Progress

1	TOTH Krisztina (HUN)	*0	1	*1	2	*4	5	*6	8	*8	10	11						
	RAMOS Fabiola (VEN)	0	*1	3	*4	4	*5	6	*6	8	*8	9						
2	TOTH Krisztina (HUN)	0	*1	3	*4	5	*5	5	*6	8	*9	9						
	RAMOS Fabiola (VEN)	*0	1	*1	2	*3	5	*7	8	*8	9	11						
3	TOTH Krisztina (HUN)	*0	1	*2	2	*2	3	*5	7	*7	8	9						
	RAMOS Fabiola (VEN)	0	*1	2	*4	6	*7	7	*7	9	*10	11						
4	TOTH Krisztina (HUN)	0	*1	3	*3	4	*5	7	*9	10	*10	10	*10	11	*11	12	*12	12
	RAMOS Fabiola (VEN)	*0	1	*1	3	*4	5	*5	5	*6	8	*10	11	*11	12	*12	13	14
5	TOTH Krisztina (HUN)	*0	1	*3	4	*5	6	*8	10	11								
	RAMOS Fabiola (VEN)	0	*1	1	*2	3	*4	4	*4	5								
6	TOTH Krisztina (HUN)	0	*1	1	*2	4	*5	7	*8	9	*10	11						
	RAMOS Fabiola (VEN)	*0	1	*3	4	*4	5	*5	6	*7	8	9						
7	TOTH Krisztina (HUN)	*0	2	*3	3	*5	5	*5	7	*8	9	*10	11	12				
	RAMOS Fabiola (VEN)	0	*0	1	*3	3	*5	7	*7	8	*9	10	*10	10				

NOTES

The "Greatest deficit overcome" only applies when the player ends up winning the game.

LEGEND

WS Women's Singles * Server



Match Results
Résultats du match

KOMWONG Nanthana (THA) 4-3 HUANG MENDES Lei (POR)

Game Summary		Match	Game 1	Game 2	Game 3	Game 4	Game 5	Game 6	Game 7
KOMWONG Nanthana	THA	4	4	3	11	12	11	11	12
HUANG MENDES Lei	POR	3	11	11	6	14	8	2	10
Duration:		61 min	5 min	5 min	7 min	11 min	7 min	5 min	10 min

Match No : WS17 Table : 2

Umpires : WU Fei (CHN) SCARR Val (NZL)

Player Statistics	KOMWONG Nanthana (THA)								HUANG MENDES Lei (POR)							
	Game							Match	Game							Match
	1	2	3	4	5	6	7		1	2	3	4	5	6	7	
Points won	4	3	11	12	11	11	12	64	11	11	6	14	8	2	10	62
Biggest lead	-	-	5	3	5	9	3	9	7	8	2	2	2	1	2	8
Points won on own serve	2	1	7	8	8	6	7	39	6	4	5	9	7	1	6	38
Points lost on own serve	5	7	1	5	1	1	4	24	2	2	4	4	3	5	5	25
Most consecutive points won	3	1	5	3	3	9	4	9	7	4	2	4	3	1	3	7
Greatest deficit overcome	-	-	2	-	2	1	2	2	-	-	-	3	-	-	-	3
Handedness/Grip	Right/Shakehand								Right/Penholder							

Game/Match Statistics	Game							Match
	1	2	3	4	5	6	7	
Longest rally (strokes)	11	9	14	13	12	9	20	20
Average rally	5	4	5	5	4	5	6	5

Game Progress

1	KOMWONG Nanthana (THA)	0	*0	0	*0	1	*3	4	*4	4									
	HUANG MENDES Lei (POR)	*0	2	*4	6	*7	7	*8	10	11									
2	KOMWONG Nanthana (THA)	*0	1	*1	1	*2	2	*3	3										
	HUANG MENDES Lei (POR)	0	*1	3	*5	6	*8	9	11										
3	KOMWONG Nanthana (THA)	0	*0	2	*2	4	*6	7	*8	10	11								
	HUANG MENDES Lei (POR)	*0	2	*2	4	*4	4	*5	6	*6	6								
4	KOMWONG Nanthana (THA)	*0	1	*1	3	*4	6	*7	8	*9	10	*10	10	*11	12	*12	12	12	12
	HUANG MENDES Lei (POR)	0	*1	3	*3	4	*4	5	*6	7	*8	10	*11	11	*11	12	*12	*13	14
5	KOMWONG Nanthana (THA)	0	*0	2	*3	5	*6	8	*9	10	*10	11							
	HUANG MENDES Lei (POR)	*0	2	*2	3	*3	4	*4	5	*6	8	8							
6	KOMWONG Nanthana (THA)	*0	1	*2	4	*6	8	*10	11										
	HUANG MENDES Lei (POR)	0	*1	2	*2	2	*2	2	2										
7	KOMWONG Nanthana (THA)	0	*1	1	*3	5	*5	7	*8	9	*9	10	*11	12					
	HUANG MENDES Lei (POR)	*0	1	*3	3	*3	5	*5	6	*7	9	*10	10	10					

NOTES

The "Greatest deficit overcome" only applies when the player ends up winning the game.

LEGEND

WS Women's Singles * Server



Match Results
Résultats du match

LAY Jian Fang (AUS) 4-1 SILVA Ligia (BRA)

Game Summary		Match	Game 1	Game 2	Game 3	Game 4	Game 5	Game 6	Game 7
LAY Jian Fang	AUS	4	8	11	11	11	11		
SILVA Ligia	BRA	1	11	1	5	6	1		
Duration:		26 min	5 min	4 min	4 min	5 min	4 min		

Match No : WS10 Table : 2

Umpires : ALMENDARIZ Freddy (ECU) LANASRI Said (ALG)

Player Statistics	LAY Jian Fang (AUS)								Match	SILVA Ligia (BRA)								Match	
	Game									Match	Game								
	1	2	3	4	5	6	7	8			1	2	3	4	5	6	7		8
Points won	8	11	11	11	11				52	11	1	5	6	1				24	
Biggest lead	3	10	6	5	10				10	3	-	1	3	-				3	
Points won on own serve	5	5	5	5	6				26	6	0	2	3	1				12	
Points lost on own serve	5	1	3	3	0				12	3	6	6	6	5				26	
Most consecutive points won	2	6	6	8	10				10	6	1	3	4	1				6	
Greatest deficit overcome	-	-	1	3	-				3	3	-	-	-	-				3	
Handedness/Grip	Right/Penholder									Right/Shakehand									

Game/Match Statistics	Game								Match
	1	2	3	4	5	6	7	8	
Longest rally (strokes)	6	12	9	13	8				13
Average rally	3	5	5	4	4				4

Game Progress

1	LAY Jian Fang (AUS)	*0	1	*2	4	*5	6	*6	6	*7	8	8	SILVA Ligia (BRA)	0	*1	2	*2	3	*4	6	*8	9	*10	11
2	LAY Jian Fang (AUS)	0	*2	4	*6	7	*9	11	SILVA Ligia (BRA)	*0	0	*0	0	*1	1	1								
3	LAY Jian Fang (AUS)	*0	1	*2	4	*5	5	*7	9	11	SILVA Ligia (BRA)	0	*1	2	*2	3	*5	5	*5	5				
4	LAY Jian Fang (AUS)	0	*1	2	*3	3	*4	6	*8	10	11	SILVA Ligia (BRA)	*0	1	*2	3	*5	6	*6	6	*6	6		
5	LAY Jian Fang (AUS)	*0	2	*4	6	*8	10	11	SILVA Ligia (BRA)	0	*0	0	*0	0	*0	1								

NOTES

The "Greatest deficit overcome" only applies when the player ends up winning the game.

LEGEND

WS Women's Singles * Server



ExCeL - North Arena 1
ExCeL - North Arena 1

SAT 28 JUL 2012
12:00

Table Tennis
Tennis de table

Women's Singles
Simple femmes

First Round
1er tour



Match Results

Résultats du match

PRIVALOVA Aleksandra (BLR) 4-2 HAN Xing (CGO)

Game Summary		Match	Game 1	Game 2	Game 3	Game 4	Game 5	Game 6	Game 7
PRIVALOVA Aleksandra	BLR	4	11	7	11	11	8	11	
HAN Xing	CGO	2	2	11	6	8	11	9	
Duration:		41 min	4 min	6 min	6 min	7 min	6 min	7 min	

Match No : WS18 Table : 1

Umpires : MACKEY John (GBR) LARROZA Andres (PAR)

Player Statistics	PRIVALOVA Aleksandra (BLR)							Match	HAN Xing (CGO)							Match	
	Game								Game								
	1	2	3	4	5	6	7		1	2	3	4	5	6	7		
Points won	11	7	11	11	8	11		59	2	11	6	8	11	9	7		47
Biggest lead	9	1	5	4	-	3		9	-	4	-	-	4	7			7
Points won on own serve	6	3	5	6	4	5		29	2	4	3	5	6	4			24
Points lost on own serve	0	7	3	3	5	5		23	5	4	6	5	4	6			30
Most consecutive points won	4	2	3	3	3	10		10	1	4	3	3	4	7			7
Greatest deficit overcome	-	-	-	-	-	7		7	-	1	-	-	-	-			1
Handedness/Grip	Right/Shakehand								Right/Shakehand								

Game/Match Statistics	Game							Match
	1	2	3	4	5	6	7	
Longest rally (strokes)	15	7	9	11	9	7		15
Average rally	5	4	4	4	4	4		4

Game Progress

1	PRIVALOVA Aleksandra (BLR)	0	*2	4	*5	7	*8	10	11	
	HAN Xing (CGO)	*0	0	*0	1	*1	2	*2	2	
2	PRIVALOVA Aleksandra (BLR)	*0	1	*2	2	*2	3	*4	5	*7
	HAN Xing (CGO)	0	*1	2	*4	6	*7	8	*9	9
3	PRIVALOVA Aleksandra (BLR)	0	2	3	*5	6	*6	7	*8	10
	HAN Xing (CGO)	*0	*0	*1	1	*2	4	*5	6	*6
4	PRIVALOVA Aleksandra (BLR)	*0	2	*3	5	6	*7	7	*8	9
	HAN Xing (CGO)	0	*0	1	*1	*2	3	*5	6	*7
5	PRIVALOVA Aleksandra (BLR)	0	*0	0	*2	3	*3	5	*6	7
	HAN Xing (CGO)	*0	2	*4	4	*5	7	*7	8	*9
6	PRIVALOVA Aleksandra (BLR)	*0	0	*0	0	*1	3	*5	7	*9
	HAN Xing (CGO)	0	*2	4	*6	7	*7	7	*7	7

NOTES

The "Greatest deficit overcome" only applies when the player ends up winning the game.

LEGEND

WS Women's Singles * Server



ExCeL - North Arena 1
ExCeL - North Arena 1

SAT 28 JUL 2012
14:30

Table Tennis
Tennis de table

Women's Singles
Simple femmes

First Round
1er tour



Match Results

Résultats du match

ZHANG Mo (CAN) 4-3 HU Melek (TUR)

Game Summary		Match	Game 1	Game 2	Game 3	Game 4	Game 5	Game 6	Game 7
ZHANG Mo	CAN	4	8	9	12	9	11	13	16
HU Melek	TUR	3	11	11	10	11	4	11	14
Duration:		61 min	6 min	6 min	7 min	8 min	4 min	10 min	13 min

Match No : WS11 Table : 4

Umpires : BONGELLI Paola (ITA) MANO Takako (JPN)

Player Statistics	ZHANG Mo (CAN)								HU Melek (TUR)							
	Game							Match	Game							Match
	1	2	3	4	5	6	7		1	2	3	4	5	6	7	
Points won	8	9	12	9	11	13	16	78	11	11	10	11	4	11	14	72
Biggest lead	2	4	6	3	7	2	2	7	4	2	-	2	-	4	4	4
Points won on own serve	4	3	7	6	5	8	10	43	5	4	6	7	1	7	9	39
Points lost on own serve	6	7	4	4	3	4	5	33	4	6	5	3	6	5	6	35
Most consecutive points won	3	4	4	3	5	3	3	5	5	3	5	3	2	3	3	5
Greatest deficit overcome	-	-	-	-	-	4	4	4	2	4	-	3	-	-	-	4
Handedness/Grip	Right/Shakehand								Right/Shakehand							

Game/Match Statistics	Game							Match
	1	2	3	4	5	6	7	
Longest rally (strokes)	9	11	14	14	6	12	15	15
Average rally	3	5	5	6	3	5	5	5

Game Progress

1	ZHANG Mo (CAN)	*0	2	*2	3	*3	3	*5	5	*7	8	8							
	HU Melek (TUR)	0	*0	2	*3	5	*7	7	*9	9	*10	11							
2	ZHANG Mo (CAN)	0	*2	4	*5	5	*6	6	*7	8	*9	9							
	HU Melek (TUR)	*0	0	*0	1	*3	4	*6	7	*8	9	11							
3	ZHANG Mo (CAN)	*0	2	*4	5	*6	8	*8	9	*9	9	*10	11	12					
	HU Melek (TUR)	0	*0	0	*1	2	*2	4	*5	7	*9	10	*10	10					
4	ZHANG Mo (CAN)	0	*1	3	*4	5	*5	6	*6	8	*9	9							
	HU Melek (TUR)	*0	1	*1	2	*3	5	*6	8	*8	9	11							
5	ZHANG Mo (CAN)	*0	1	*3	4	*5	6	*8	10	11									
	HU Melek (TUR)	0	*1	1	*2	3	*4	4	*4	4									
6	ZHANG Mo (CAN)	0	*0	1	*1	2	*4	5	*6	7	*8	10	*10	11	*12	13			
	HU Melek (TUR)	*0	2	*3	5	*6	6	*7	8	*9	10	*10	11	*11	11	11			
7	ZHANG Mo (CAN)	*0	0	*1	1	*2	4	*4	6	*7	8	*10	11	*11	12	*12	13	*13	14
	HU Melek (TUR)	0	*2	3	*5	6	*6	8	*8	9	*10	10	*10	11	*11	12	*12	13	*13
		*14	15	16															
		14	*14	14															

NOTES

The "Greatest deficit overcome" only applies when the player ends up winning the game.

LEGEND

WS Women's Singles * Server



Match Results

Résultats du match

MIAO Miao (AUS) 4-2 HADACOVA Dana (CZE)

Game Summary		Match	Game 1	Game 2	Game 3	Game 4	Game 5	Game 6	Game 7
MIAO Miao	AUS	4	11	11	6	7	11	11	
HADACOVA Dana	CZE	2	8	9	11	11	7	7	
Duration:		47 min	7 min	8 min	6 min	7 min	7 min	7 min	

Match No : WS19 Table : 4

Umpires : ROMAN Enrique (PUR) LENTZ Genevieve (RSA)

Player Statistics	MIAO Miao (AUS)							Match	HADACOVA Dana (CZE)							Match
	Game								Game							
	1	2	3	4	5	6	7		1	2	3	4	5	6	7	
Points won	11	11	6	7	11	11		57	8	9	11	11	7	7		53
Biggest lead	3	2	-	3	4	4		4	2	3	5	4	2	3		5
Points won on own serve	5	6	4	3	8	5		31	3	5	6	6	5	4		29
Points lost on own serve	5	4	5	5	2	3		24	6	5	2	4	3	6		26
Most consecutive points won	4	4	2	3	6	7		7	3	3	3	4	3	4		4
Greatest deficit overcome	2	3	-	-	2	3		3	-	-	-	3	-	-		3
Handedness/Grip	Right/Shakehand								Right/Shakehand							

Game/Match Statistics	Game							Match
	1	2	3	4	5	6	7	
Longest rally (strokes)	9	8	10	7	8	9		10
Average rally	5	4	4	4	3	4		4

Game Progress

1	MIAO Miao (AUS)	*0	1	*2	3	*4	4	*6	7	*8	10	11
	HADACOVA Dana (CZE)	0	*1	2	*3	4	*6	6	*7	8	*8	8
2	MIAO Miao (AUS)	0	*1	3	*3	4	*5	5	*6	7	*9	11
	HADACOVA Dana (CZE)	*0	1	*1	3	*4	5	*7	8	*9	9	9
3	MIAO Miao (AUS)	*0	1	*2	3	*3	4	*4	5	*6		6
	HADACOVA Dana (CZE)	0	*1	2	*3	5	*6	8	*9	10		11
4	MIAO Miao (AUS)	0	*2	3	*3	4	*5	5	*6	7		7
	HADACOVA Dana (CZE)	*0	0	*1	3	*4	5	*7	8	*9		11
5	MIAO Miao (AUS)	*0	2	*2	3	*3	5	*7	9	*10		11
	HADACOVA Dana (CZE)	0	*0	2	*3	5	*5	5	*5	6		7
6	MIAO Miao (AUS)	0	*2	3	*3	4	*4	5	*7	9		11
	HADACOVA Dana (CZE)	*0	0	*1	3	*4	6	*7	7	*7		7

NOTES

The "Greatest deficit overcome" only applies when the player ends up winning the game.

LEGEND

WS Women's Singles * Server



ExCeL - North Arena 1
ExCeL - North Arena 1

SAT 28 JUL 2012
14:30

Table Tennis
Tennis de table

Women's Singles
Simple femmes

First Round
1er tour



Match Results

Résultats du match

PARKER Joanna (GBR) 4-0 KUMAHARA Caroline (BRA)

Game Summary		Match	Game 1	Game 2	Game 3	Game 4	Game 5	Game 6	Game 7
PARKER Joanna	GBR	4	11	11	11	11			
KUMAHARA Caroline	BRA	0	7	5	9	5			
Duration:		27 min	5 min	5 min	8 min	6 min			

Match No : WS12 Table : 1

Umpires : TANG Norman (CAN) le PAPE Gerard (FRA)

Player Statistics	PARKER Joanna (GBR)							Match	KUMAHARA Caroline (BRA)							Match
	Game								Game							
	1	2	3	4	5	6	7		1	2	3	4	5	6	7	
Points won	11	11	11	11				44	7	5	9	5				26
Biggest lead	4	7	2	6				7	1	-	4	-				4
Points won on own serve	7	7	4	4				22	4	4	3	1				12
Points lost on own serve	3	1	6	4				14	4	4	7	7				22
Most consecutive points won	4	5	6	3				6	3	3	5	2				5
Greatest deficit overcome	1	-	4	-				4	-	-	-	-				-
Handedness/Grip	Right/Shakehand								Right/Shakehand							

Game/Match Statistics	Game							Match
	1	2	3	4	5	6	7	
Longest rally (strokes)	15	12	12	15				15
Average rally	5	6	6	7				6

Game Progress

1	PARKER Joanna (GBR)	*0 2 *2 4 *5 5 *6 7 *9 11
	KUMAHARA Caroline (BRA)	0 *0 2 *2 3 *5 6 *7 7 7
2	PARKER Joanna (GBR)	0 *2 4 *5 7 *8 9 *9 11
	KUMAHARA Caroline (BRA)	*0 0 *0 1 *1 2 *3 5 5
3	PARKER Joanna (GBR)	*0 0 *1 2 *4 5 *5 5 *7 9 11
	KUMAHARA Caroline (BRA)	0 *2 3 *4 4 *5 7 *9 9 *9 9
4	PARKER Joanna (GBR)	0 *2 3 *5 6 *7 8 *10 11
	KUMAHARA Caroline (BRA)	*0 0 *1 1 *2 3 *4 4 5

NOTES

The "Greatest deficit overcome" only applies when the player ends up winning the game.

LEGEND

WS Women's Singles * Server



ExCeL - North Arena 1
ExCeL - North Arena 1

SAT 28 JUL 2012
15:15

Table Tennis
Tennis de table

Women's Singles
Simple femmes

First Round
1er tour



Match Results

Résultats du match

XIAN Yifang (FRA) 4-1 HANFFOU Sarah (CMR)

Game Summary		Match	Game 1	Game 2	Game 3	Game 4	Game 5	Game 6	Game 7
XIAN Yifang	FRA	4	8	11	11	11	11		
HANFFOU Sarah	CMR	1	11	7	7	3	6		
Duration:		32 min	5 min	5 min	6 min	4 min	5 min		

Match No : WS20 Table : 4

Umpires : SCARR Val (NZL) WU Fei (CHN)

Player Statistics	XIAN Yifang (FRA)								Match	HANFFOU Sarah (CMR)								Match
	Game									Game								
	1	2	3	4	5	6	7			1	2	3	4	5	6	7		
Points won	8	11	11	11	11				52	11	7	7	3	6				34
Biggest lead	2	5	4	8	5				8	3	-	-	-	1				3
Points won on own serve	5	6	6	7	7				31	7	3	5	2	5				22
Points lost on own serve	4	4	2	1	1				12	3	5	5	4	4				21
Most consecutive points won	5	5	3	7	4				7	3	5	2	1	3				5
Greatest deficit overcome	-	-	-	-	1				1	2	-	-	-	-				2
Handedness/Grip	Right/Shakehand									Right/Shakehand								

Game/Match Statistics	Game							Match
	1	2	3	4	5	6	7	
Longest rally (strokes)	13	11	15	12	27			27
Average rally	6	6	8	6	10			7

Game Progress

1	XIAN Yifang (FRA)	0	*0	1	*3	5	*5	6	*6	7	*8	8
	HANFFOU Sarah (CMR)	*0	2	*3	3	*3	5	*6	8	*9	10	11
2	XIAN Yifang (FRA)	*0	2	*4	5	*5	5	*7	9	*10	11	
	HANFFOU Sarah (CMR)	0	*0	0	*1	3	*5	5	*5	6	7	
3	XIAN Yifang (FRA)	0	*1	3	*3	5	*6	7	*8	9	11	
	HANFFOU Sarah (CMR)	*0	1	*1	3	*3	4	*5	6	*7	7	
4	XIAN Yifang (FRA)	*0	2	*3	4	*5	7	*9	11			
	HANFFOU Sarah (CMR)	0	*0	1	*2	3	*3	3	3			
5	XIAN Yifang (FRA)	0	*1	3	*4	5	*5	7	*8	10	11	
	HANFFOU Sarah (CMR)	*0	1	*1	2	*3	5	*5	6	*6	6	

NOTES

The "Greatest deficit overcome" only applies when the player ends up winning the game.

LEGEND

WS Women's Singles * Server



Match Results
Résultats du match

MESHREF Dina (EGY) 4-3 NOSKOVA Yana (RUS)

Game Summary		Match	Game 1	Game 2	Game 3	Game 4	Game 5	Game 6	Game 7
MESHREF Dina	EGY	4	12	8	4	9	14	11	11
NOSKOVA Yana	RUS	3	10	11	11	11	12	9	9
Duration:		48 min	6 min	5 min	4 min	5 min	7 min	6 min	7 min

Match No : WS13 Table : 2

Umpires : STRODE Mick (GBR) MEZEK Gregor (SLO)

Player Statistics	MESHREF Dina (EGY)								Match	NOSKOVA Yana (RUS)								Match
	Game							Match		Game							Match	
	1	2	3	4	5	6	7			1	2	3	4	5	6	7		
Points won	12	8	4	9	14	11	11	69	10	11	11	11	12	9	9	73		
Biggest lead	3	2	2	3	2	2	2	3	-	3	7	2	4	2	3	7		
Points won on own serve	7	3	4	3	5	4	5	31	6	5	7	4	4	3	4	33		
Points lost on own serve	4	6	4	7	8	6	5	40	5	5	0	6	9	7	6	38		
Most consecutive points won	3	5	2	3	5	3	5	5	3	4	7	5	4	2	5	7		
Greatest deficit overcome	-	-	-	-	4	2	3	4	-	2	2	3	-	-	-	3		
Handedness/Grip	Left/Shakehand									Right/Shakehand								

Game/Match Statistics	Game							Match
	1	2	3	4	5	6	7	
Longest rally (strokes)	7	7	15	10	20	12	10	20
Average rally	5	4	5	5	5	5	5	5

Game Progress

1	MESHREF Dina (EGY)	*0	2	*3	4	*5	5	*6	8	*9	10	*10	11	12				
	NOSKOVA Yana (RUS)	0	*0	1	*2	3	*5	6	*6	7	*8	10	*10	10				
2	MESHREF Dina (EGY)	0	*1	1	*2	4	*6	6	*7	8	*8	8						
	NOSKOVA Yana (RUS)	*0	1	*3	4	*4	4	*6	7	*8	10	11						
3	MESHREF Dina (EGY)	*0	2	*2	3	*3	3	*3	4	4								
	NOSKOVA Yana (RUS)	0	*0	2	*3	5	*7	9	*10	11								
4	MESHREF Dina (EGY)	0	*2	3	*4	4	*6	7	*8	9	*9	9						
	NOSKOVA Yana (RUS)	*0	0	*1	2	*4	4	*5	6	*7	9	11						
5	MESHREF Dina (EGY)	*0	0	*0	2	*3	5	*7	7	*8	8	*10	10	*11	11	*12	13	14
	NOSKOVA Yana (RUS)	0	*2	4	*4	5	*5	5	*7	8	*10	10	*11	11	*12	12	*12	12
6	MESHREF Dina (EGY)	0	*1	2	*3	3	*5	6	*8	8	*9	11						
	NOSKOVA Yana (RUS)	*0	1	*2	3	*5	5	*6	6	*8	9	9						
7	MESHREF Dina (EGY)	*0	1	*2	3	*5	5	*5	6	*8	10	11						
	NOSKOVA Yana (RUS)	0	*1	2	*3	3	*5	7	*8	8	*8	9						

NOTES

The "Greatest deficit overcome" only applies when the player ends up winning the game.

LEGEND

WS Women's Singles * Server



ExCeL - North Arena 1
ExCeL - North Arena 1

SAT 28 JUL 2012
12:00

Table Tennis
Tennis de table

Women's Singles
Simple femmes

First Round
1er tour



Match Results

Résultats du match

RAMIREZ Sara (ESP) 4-1 DAS Ankita (IND)

Game Summary		Match	Game 1	Game 2	Game 3	Game 4	Game 5	Game 6	Game 7
RAMIREZ Sara	ESP	4	11	11	11	8	11		
DAS Ankita	IND	1	9	8	7	11	2		
Duration:		35 min	7 min	6 min	6 min	6 min	4 min		

Match No : WS21 Table : 3

Umpires : SABBAGHIAN Hamid Reza (IRI) WHITAKER Jonathan (GBR)

Player Statistics	RAMIREZ Sara (ESP)							Match	DAS Ankita (IND)							Match
	Game								Game							
	1	2	3	4	5	6	7		1	2	3	4	5	6	7	
Points won	11	11	11	8	11			52	9	8	7	11	2			37
Biggest lead	3	3	4	-	9			9	1	3	-	5	-			5
Points won on own serve	5	4	5	5	4			23	4	2	4	6	0			16
Points lost on own serve	5	6	3	5	2			21	6	7	6	3	7			29
Most consecutive points won	3	4	3	3	9			9	3	3	2	5	2			5
Greatest deficit overcome	1	3	-	-	-			3	-	-	-	-	-			-
Handedness/Grip	Right/Shakehand								Right/Shakehand							

Game/Match Statistics	Game							Match
	1	2	3	4	5	6	7	
Longest rally (strokes)	11	8	10	11	14			14
Average rally	4	4	4	5	5			4

Game Progress

1	RAMIREZ Sara (ESP)	0	*2	3	*4	5	*6	7	*7	8	*10	11
	DAS Ankita (IND)	*0	0	*1	2	*3	4	*5	7	*8	8	9
2	RAMIREZ Sara (ESP)	*0	0	*1	2	*4	5	*7	8	*9	10	11
	DAS Ankita (IND)	0	*2	3	*4	4	*5	5	*6	7	*8	8
3	RAMIREZ Sara (ESP)	0	*1	3	*4	5	*6	7	*8	9	11	
	DAS Ankita (IND)	*0	1	*1	2	*3	4	*5	6	*7	7	
4	RAMIREZ Sara (ESP)	*0	0	*0	1	*3	4	*5	7	*7	8	8
	DAS Ankita (IND)	0	*2	4	*5	5	*6	7	*7	9	*10	11
5	RAMIREZ Sara (ESP)	0	*2	2	*4	6	*8	10	11			
	DAS Ankita (IND)	*0	0	*2	2	*2	2	*2	2			

NOTES

The "Greatest deficit overcome" only applies when the player ends up winning the game.

LEGEND

WS Women's Singles * Server



Match Results
Résultats du match

TIAN Yuan (CRO) 4-0 RODRIGUEZ Berta (CHI)

Game Summary		Match	Game 1	Game 2	Game 3	Game 4	Game 5	Game 6	Game 7
TIAN Yuan	CRO	4	11	11	11	11			
RODRIGUEZ Berta	CHI	0	6	6	7	7			
Duration:		26 min	5 min	6 min	6 min	6 min			

Match No : WS14 Table : 3

Umpires : LARROZA Andres (PAR) MACKEY John (GBR)

Player Statistics	TIAN Yuan (CRO)								Match	RODRIGUEZ Berta (CHI)								Match	
	Game									Match	Game								
	1	2	3	4	5	6	7	1			2	3	4	5	6	7			
Points won	11	11	11	11					44	6	6	7	7					26	
Biggest lead	5	6	4	4					6	-	-	-	3					3	
Points won on own serve	5	7	6	7					25	3	4	5	4					16	
Points lost on own serve	3	2	2	3					10	5	4	5	4					18	
Most consecutive points won	4	3	4	7					7	2	2	2	3					3	
Greatest deficit overcome	-	-	-	3					3	-	-	-	-					-	
Handedness/Grip	Right/Shakehand									Right/Penholder									

Game/Match Statistics	Game							Match
	1	2	3	4	5	6	7	
Longest rally (strokes)	7	10	8	10				10
Average rally	3	4	4	5				4

Game Progress

1	TIAN Yuan (CRO)	0	*1	3	*5	5	*6	8	*9	10	11
	RODRIGUEZ Berta (CHI)	0	1	*1	1	*3	4	*4	5	*6	6
2	TIAN Yuan (CRO)	*0	1	*3	4	*5	7	*8	10	*10	11
	RODRIGUEZ Berta (CHI)	0	*1	1	*2	3	*3	4	*4	6	6
3	TIAN Yuan (CRO)	0	*1	3	*5	6	*6	7	*8	10	11
	RODRIGUEZ Berta (CHI)	*0	1	*1	1	*2	4	*5	6	*6	7
4	TIAN Yuan (CRO)	*0	1	*1	3	*3	4	*6	8	*10	11
	RODRIGUEZ Berta (CHI)	0	*1	3	*3	5	*6	6	*6	6	7

NOTES

The "Greatest deficit overcome" only applies when the player ends up winning the game.

LEGEND

WS Women's Singles * Server



ExCeL - North Arena 1
ExCeL - North Arena 1

SAT 28 JUL 2012
15:15

Table Tennis
Tennis de table

Women's Singles
Simple femmes

First Round
1er tour



Match Results

Résultats du match

HSING Ariel (USA) 4-0 SILVA Yadira (MEX)

Game Summary		Match	Game 1	Game 2	Game 3	Game 4	Game 5	Game 6	Game 7
HSING Ariel	USA	4	11	11	11	11			
SILVA Yadira	MEX	0	9	8	3	5			
Duration:		24 min	4 min	6 min	5 min	4 min			

Match No : WS22 Table : 1

Umpires : COLOVIC Predrag (MKD) PARK In Sook (KOR)

Player Statistics	HSING Ariel (USA)								Match	SILVA Yadira (MEX)								Match	
	Game									Match	Game								
	1	2	3	4	5	6	7	1			2	3	4	5	6	7			
Points won	11	11	11	11					44	9	8	3	5					25	
Biggest lead	2	3	8	6					8	2	1	1	1					2	
Points won on own serve	6	7	5	4					22	5	5	2	1					13	
Points lost on own serve	4	3	1	4					12	5	4	6	7					22	
Most consecutive points won	3	4	5	4					5	3	3	1	2					3	
Greatest deficit overcome	2	1	1	1					2	-	-	-	-					-	
Handedness/Grip	Right/Shakehand									Right/Shakehand									

Game/Match Statistics	Game							Match
	1	2	3	4	5	6	7	
Longest rally (strokes)	9	18	7	5				18
Average rally	4	5	4	3				4

Game Progress

1	HSING Ariel (USA)	0	*1	2	*2	4	*5	5	*7	8	*9	11
	SILVA Yadira (MEX)	*0	1	*2	4	*4	5	*7	7	*8	9	9
2	HSING Ariel (USA)	*0	2	*2	3	*5	6	*7	8	*8	10	11
	SILVA Yadira (MEX)	0	*0	2	*3	3	*4	5	*6	8	*8	8
3	HSING Ariel (USA)	0	*1	3	*4	6	*8	9	11			
	SILVA Yadira (MEX)	*0	1	*1	2	*2	2	*3	3			
4	HSING Ariel (USA)	*0	1	*2	4	*6	6	*8	9	11		
	SILVA Yadira (MEX)	0	*1	2	*2	2	*4	4	*5	5		

NOTES

The "Greatest deficit overcome" only applies when the player ends up winning the game.

LEGEND

WS Women's Singles * Server



Match Results

Résultats du match

DODEAN Daniela (ROU) 4-3 BILENKO Tetyana (UKR)

Game Summary		Match	Game 1	Game 2	Game 3	Game 4	Game 5	Game 6	Game 7
DODEAN Daniela	ROU	4	7	8	11	5	11	11	11
BILENKO Tetyana	UKR	3	11	11	5	11	7	9	2
Duration:		56 min	6 min	7 min	6 min	7 min	6 min	10 min	6 min

Match No : WS23 Table : 1

Umpires : STRODE Mick (GBR) MEZEK Gregor (SLO)

Player Statistics	DODEAN Daniela (ROU)								Match	BILENKO Tetyana (UKR)								Match
	Game							Match		Game							Match	
	1	2	3	4	5	6	7			1	2	3	4	5	6	7		
Points won	7	8	11	5	11	11	11	64	11	11	5	11	7	9	2	56		
Biggest lead	-	1	6	1	5	2	9	9	5	5	1	6	1	1	-	6		
Points won on own serve	4	4	5	3	5	6	4	31	5	5	2	6	4	5	0	27		
Points lost on own serve	4	6	3	5	3	4	2	27	3	4	6	2	6	5	7	33		
Most consecutive points won	4	4	4	1	6	3	6	6	5	5	2	4	2	3	1	5		
Greatest deficit overcome	-	-	1	-	1	1	-	1	-	1	-	1	-	-	-	1		
Handedness/Grip	Right/Shakehand									Right/Shakehand								

Game/Match Statistics	Game							Match
	1	2	3	4	5	6	7	
Longest rally (strokes)	18	18	22	25	14	31	31	31
Average rally	8	8	10	10	7	13	14	10

Game Progress

1	DODEAN Daniela (ROU)	0	*0	0	*1	3	*4	5	*5	6	7	
	BILENKO Tetyana (UKR)	*0	2	*4	5	*5	6	*7	9	*10	11	
2	DODEAN Daniela (ROU)	*0	1	*2	3	*3	3	*4	5	*7	8	8
	BILENKO Tetyana (UKR)	0	*1	2	*3	5	*7	8	*9	9	*10	11
3	DODEAN Daniela (ROU)	0	*1	2	*3	4	*6	7	*9	11		
	BILENKO Tetyana (UKR)	*0	1	*2	3	*4	4	*5	5	5		
4	DODEAN Daniela (ROU)	*0	1	*1	2	*3	4	*5	5	5		
	BILENKO Tetyana (UKR)	0	*1	3	*4	5	*6	7	*9	11		
5	DODEAN Daniela (ROU)	0	*1	2	*3	5	*7	8	*9	10	11	
	BILENKO Tetyana (UKR)	*0	1	*2	3	*3	3	*4	5	*6	7	
6	DODEAN Daniela (ROU)	*0	2	*3	3	*4	6	*6	7	*8	9	11
	BILENKO Tetyana (UKR)	0	*0	1	*3	4	*4	6	*7	8	*9	9
7	DODEAN Daniela (ROU)	0	*2	4	*6	7	*9	10	11			
	BILENKO Tetyana (UKR)	*0	0	*0	0	*1	1	*2	2			

NOTES

The "Greatest deficit overcome" only applies when the player ends up winning the game.

LEGEND

WS Women's Singles * Server



ExCeL - North Arena 1
ExCeL - North Arena 1

SAT 28 JUL 2012
20:30

Table Tennis
Tennis de table

Women's Singles
Simple femmes

Second Round
2er tour



Match Results

Résultats du match

KIM Jong (PRK) 4-1 MOLNAR Cornelia (CRO)

Game Summary		Match	Game 1	Game 2	Game 3	Game 4	Game 5	Game 6	Game 7
KIM Jong	PRK	4	11	9	11	11	11		
MOLNAR Cornelia	CRO	1	9	11	6	4	8		
Duration:		35 min	6 min	6 min	6 min	5 min	6 min		

Match No : WS31 Table : 2

Umpires : LARROZA Andres (PAR) MACKEY John (GBR)

Player Statistics	KIM Jong (PRK)								Match	MOLNAR Cornelia (CRO)								Match	
	Game									Match	Game								
	1	2	3	4	5	6	7	1			2	3	4	5	6	7			
Points won	11	9	11	11	11				53	9	11	6	4	8				38	
Biggest lead	2	2	5	7	5				7	5	3	4	-	-				5	
Points won on own serve	5	5	6	7	6				29	4	6	4	3	5				22	
Points lost on own serve	5	5	2	1	3				16	6	4	5	4	5				24	
Most consecutive points won	4	3	5	3	3				5	3	3	3	1	3				3	
Greatest deficit overcome	5	-	4	-	-				5	-	2	-	-	-				2	
Handedness/Grip	Left/Shakehand									Right/Shakehand									

Game/Match Statistics	Game							Match
	1	2	3	4	5	6	7	
Longest rally (strokes)	6	12	10	10	8			12
Average rally	4	5	4	5	5			4

Game Progress

1	KIM Jong (PRK)	0	*1	1	*2	2	*3	5	*6	8	*10	11	MOLNAR Cornelia (CRO)	*0	1	*3	4	*6	7	*7	8	*8	8	9
2	KIM Jong (PRK)	*0	1	*2	3	*5	6	*6	7	*7	8	9	MOLNAR Cornelia (CRO)	0	*1	2	*3	3	*4	6	*7	9	*10	11
3	KIM Jong (PRK)	0	*0	1	*1	3	*5	6	*8	10	11	MOLNAR Cornelia (CRO)	*0	2	*3	5	*5	5	*6	6	*6	6		
4	KIM Jong (PRK)	*0	2	*3	5	*6	7	*8	10	11	MOLNAR Cornelia (CRO)	0	*0	1	*1	2	*3	4	*4	4				
5	KIM Jong (PRK)	0	*2	3	*5	6	*6	7	*8	10	*10	11	MOLNAR Cornelia (CRO)	*0	0	*1	1	*2	4	*5	6	*6	8	8

NOTES

The "Greatest deficit overcome" only applies when the player ends up winning the game.

LEGEND

WS Women's Singles * Server



Match Results

Résultats du match

PARTYKA Natalia (POL) 4-3 SKOV Mie (DEN)

Game Summary		Match	Game 1	Game 2	Game 3	Game 4	Game 5	Game 6	Game 7
PARTYKA Natalia	POL	4	5	11	12	8	9	11	11
SKOV Mie	DEN	3	11	3	10	11	11	7	9
Duration:		64 min	6 min	5 min	8 min	7 min	9 min	7 min	8 min

Match No : WS24 Table : 1

Umpires : LO Mun Ho (HKG) MOELLER Claudia (GER)

Player Statistics	PARTYKA Natalia (POL)								Match	SKOV Mie (DEN)								Match
	Game							Match		Game							Match	
	1	2	3	4	5	6	7			1	2	3	4	5	6	7		
Points won	5	11	12	8	9	11	11	67	11	3	10	11	11	7	9	62		
Biggest lead	-	8	3	-	2	6	2	8	6	-	2	8	4	-	4	8		
Points won on own serve	3	6	7	4	5	6	7	38	6	1	6	5	6	3	6	33		
Points lost on own serve	5	2	4	6	5	4	3	29	2	5	5	4	4	5	4	29		
Most consecutive points won	3	4	3	6	4	5	4	6	6	1	4	8	6	3	3	8		
Greatest deficit overcome	-	-	2	-	-	-	4	4	-	-	-	-	2	-	-	2		
Handedness/Grip	Left/Shakehand									Right/Shakehand								

Game/Match Statistics	Game							Match
	1	2	3	4	5	6	7	
Longest rally (strokes)	10	10	23	8	16	16	10	23
Average rally	4	5	5	4	5	5	4	4

Game Progress

1	PARTYKA Natalia (POL)	0	*0	0	*0	2	*3	4	*5	5
	SKOV Mie (DEN)	*0	2	*4	6	*6	7	*8	9	11
2	PARTYKA Natalia (POL)	*0	1	*3	5	*6	7	*9	11	
	SKOV Mie (DEN)	0	*1	1	*1	2	*3	3	3	
3	PARTYKA Natalia (POL)	0	*2	3	*3	4	*5	6	*6	8
	SKOV Mie (DEN)	*0	0	*1	3	*4	5	*6	8	*8
4	PARTYKA Natalia (POL)	*0	0	*0	0	*0	1	*3	5	*7
	SKOV Mie (DEN)	0	*2	4	*6	8	*9	9	*9	11
5	PARTYKA Natalia (POL)	0	*1	3	*3	3	*3	4	*6	8
	SKOV Mie (DEN)	*0	1	*1	3	*5	7	*8	8	*8
6	PARTYKA Natalia (POL)	*0	2	*4	5	*6	7	*9	10	*10
	SKOV Mie (DEN)	0	*0	0	*1	2	*3	3	*4	6
7	PARTYKA Natalia (POL)	0	*0	1	*1	3	*4	6	*8	8
	SKOV Mie (DEN)	*0	2	*3	5	*5	6	*6	6	*8

NOTES

The "Greatest deficit overcome" only applies when the player ends up winning the game.

LEGEND

WS Women's Singles

*

Server



Match Results
Résultats du match

TIKHOMIROVA Anna (RUS) 4-3 TAN Wenling (ITA)

Game Summary		Match	Game 1	Game 2	Game 3	Game 4	Game 5	Game 6	Game 7
TIKHOMIROVA Anna	RUS	4	6	11	11	12	8	11	12
TAN Wenling	ITA	3	11	6	8	14	11	6	10
Duration:		56 min	5 min	6 min	6 min	5 min	6 min	5 min	8 min

Match No : WS32 Table : 2

Umpires : PARK In Sook (KOR) STRODE Mick (GBR)

Player Statistics	TIKHOMIROVA Anna (RUS)								Match	TAN Wenling (ITA)								Match
	Game							Match		Game							Match	
	1	2	3	4	5	6	7			1	2	3	4	5	6	7		
Points won	6	11	11	12	8	11	12	71	11	6	8	14	11	6	10	66		
Biggest lead	-	5	4	1	2	6	3	6	5	1	1	2	4	1	3	5		
Points won on own serve	4	5	7	7	3	6	6	38	7	2	6	8	5	3	5	36		
Points lost on own serve	4	4	2	6	6	3	5	30	2	6	4	5	5	5	6	33		
Most consecutive points won	2	3	4	2	2	7	5	7	4	2	3	3	4	2	4	4		
Greatest deficit overcome	-	1	1	-	-	1	3	3	-	-	-	1	2	-	-	2		
Handedness/Grip	Right/Shakehand									Right/Shakehand								

Game/Match Statistics	Game							Match
	1	2	3	4	5	6	7	
Longest rally (strokes)	14	16	22	15	21	11	16	22
Average rally	7	7	7	6	6	6	7	7

Game Progress

1	TIKHOMIROVA Anna (RUS)	0	*0	1	*2	3	*3	4	*5	6	6								
	TAN Wenling (ITA)	*0	2	*3	4	*5	7	*8	9	*10	11								
2	TIKHOMIROVA Anna (RUS)	*0	1	*3	3	*5	6	*7	9	*10	11								
	TAN Wenling (ITA)	0	*1	1	*3	3	*4	5	*5	6	6								
3	TIKHOMIROVA Anna (RUS)	0	*1	3	*3	5	*6	6	*8	10	*10	11							
	TAN Wenling (ITA)	*0	1	*1	3	*3	4	*6	6	*6	8	8							
4	TIKHOMIROVA Anna (RUS)	*0	1	*1	3	*4	5	*6	6	*7	9	*10	10	*11	12	*12	12	12	12
	TAN Wenling (ITA)	0	*1	3	*3	4	*5	6	*8	9	*9	10	*11	11	*11	12	*13	14	14
5	TIKHOMIROVA Anna (RUS)	0	*2	2	*3	4	*4	5	*5	6	*8	8							
	TAN Wenling (ITA)	*0	0	*2	3	*4	6	*7	9	*10	10	11							
6	TIKHOMIROVA Anna (RUS)	*0	1	*2	3	*5	7	*9	10	*10	11								
	TAN Wenling (ITA)	0	*1	2	*3	3	*3	3	*4	6	6								
7	TIKHOMIROVA Anna (RUS)	0	*0	1	*2	3	*5	7	*8	8	*9	10	*11	12					
	TAN Wenling (ITA)	*0	2	*3	4	*5	5	*5	6	*8	9	*10	10	10					

NOTES

The "Greatest deficit overcome" only applies when the player ends up winning the game.

LEGEND

WS Women's Singles * Server



Match Results

Résultats du match

CHEN Szu-Yu (TPE) 4-3 TOTH Krisztina (HUN)

Game Summary		Match	Game 1	Game 2	Game 3	Game 4	Game 5	Game 6	Game 7
CHEN Szu-Yu	TPE	4	10	7	7	15	11	11	13
TOTH Krisztina	HUN	3	12	11	11	13	5	5	11
Duration:		50 min	6 min	5 min	5 min	9 min	4 min	4 min	7 min

Match No : WS25 Table : 4

Umpires : WHITAKER Jonathan (GBR) SABBAGHIAN Hamid Reza (IRI)

Player Statistics	CHEN Szu-Yu (TPE)								Match	TOTH Krisztina (HUN)								Match
	Game							Match		Game							Match	
	1	2	3	4	5	6	7			1	2	3	4	5	6	7		
Points won	10	7	7	15	11	11	13	74	12	11	11	13	5	5	11	68		
Biggest lead	1	2	1	2	7	7	3	7	4	4	5	1	1	-	1	5		
Points won on own serve	4	4	4	8	5	6	6	37	5	7	5	7	2	3	5	34		
Points lost on own serve	7	4	6	6	3	2	6	34	6	3	3	7	6	5	7	37		
Most consecutive points won	5	5	2	3	6	7	3	7	3	6	6	3	3	2	4	6		
Greatest deficit overcome	-	-	-	1	1	-	1	1	1	2	1	-	-	-	-	2		
Handedness/Grip	Right/Shakehand									Left/Shakehand								

Game/Match Statistics	Game							Match
	1	2	3	4	5	6	7	
Longest rally (strokes)	23	16	11	21	11	12	16	23
Average rally	6	6	5	7	6	6	7	6

Game Progress

1	CHEN Szu-Yu (TPE)	*0	0	*1	1	*2	4	*6	7	*8	9	*10	10	10						
	TOTH Krisztina (HUN)	0	*2	3	*5	6	*6	6	*7	8	*9	10	*11	12						
2	CHEN Szu-Yu (TPE)	0	*0	1	*2	3	*5	7	*7	7	7									
	TOTH Krisztina (HUN)	*0	2	*3	4	*5	5	*5	7	*9	11									
3	CHEN Szu-Yu (TPE)	*0	1	*1	1	*2	3	*4	5	*6	7									
	TOTH Krisztina (HUN)	0	*1	3	*5	6	*7	8	*9	10	11									
4	CHEN Szu-Yu (TPE)	0	*1	2	*3	4	*5	6	*7	9	*9	10	*11	11	*12	12	*12	13	*14	14
	TOTH Krisztina (HUN)	*0	1	*2	3	*4	5	*6	7	*7	9	*10	10	*11	11	*12	13	*13	13	
			15																	
			13																	
5	CHEN Szu-Yu (TPE)	*0	1	*3	5	*6	8	*9	9	11										
	TOTH Krisztina (HUN)	0	*1	1	*1	2	*2	3	*5	5										
6	CHEN Szu-Yu (TPE)	0	*1	3	*5	7	*8	9	*10	11										
	TOTH Krisztina (HUN)	*0	1	*1	1	*1	2	*3	4	5										
7	CHEN Szu-Yu (TPE)	*0	2	*3	3	*4	5	*6	7	*8	9	*10	10	*11	12	13				
	TOTH Krisztina (HUN)	0	*0	1	*3	4	*5	6	*7	8	*9	10	*11	11	*11	11				

NOTES

The "Greatest deficit overcome" only applies when the player ends up winning the game.

LEGEND

WS Women's Singles * Server



Match Results
Résultats du match

VACENOVSKA Iveta (CZE) 4-1 KOMWONG Nanthana (THA)

Game Summary		Match	Game 1	Game 2	Game 3	Game 4	Game 5	Game 6	Game 7
VACENOVSKA Iveta	CZE	4	14	11	11	11	11		
KOMWONG Nanthana	THA	1	16	6	4	5	3		
Duration:		35 min	9 min	5 min	5 min	6 min	5 min		

Match No : WS33 Table : 3

Umpires : SCARR Val (NZL) WU Fei (CHN)

Player Statistics	VACENOVSKA Iveta (CZE)								Match	KOMWONG Nanthana (THA)								Match
	Game							Match		Game							Match	
	1	2	3	4	5	6	7			1	2	3	4	5	6	7		
Points won	14	11	11	11	11				58	16	6	4	5	3				34
Biggest lead	4	5	7	6	8				8	2	-	-	1	-				2
Points won on own serve	6	5	5	6	5				27	6	2	2	3	2				15
Points lost on own serve	9	4	2	2	1				18	8	6	6	5	6				31
Most consecutive points won	4	5	3	6	5				6	3	2	1	3	1				3
Greatest deficit overcome	-	-	-	1	-				1	4	-	-	-	-				4
Handedness/Grip	Right/Shakehand									Right/Shakehand								

Game/Match Statistics	Game							Match
	1	2	3	4	5	6	7	
Longest rally (strokes)	12	17	11	17	9			17
Average rally	3	5	4	6	5			4

Game Progress

1	VACENOVSKA Iveta (CZE)	0	*0	1	*3	5	*5	7	*9	9	*10	10	*11	11	*11	12	*13	13	*14
	KOMWONG Nanthana (THA)	0	2	*3	3	*3	5	*5	5	*7	8	*10	10	*11	12	*12	12	*13	13
		14	*14	14															
		*14	15	16															
2	VACENOVSKA Iveta (CZE)	*0	1	*3	5	*6	7	*8	8	*10	11								
	KOMWONG Nanthana (THA)	0	*1	1	*1	2	*3	4	*6	6	6								
3	VACENOVSKA Iveta (CZE)	0	*1	3	*4	5	*7	8	*10	11									
	KOMWONG Nanthana (THA)	*0	1	*1	2	*3	3	*4	4	4									
4	VACENOVSKA Iveta (CZE)	*0	1	*2	4	*6	7	*7	9	11									
	KOMWONG Nanthana (THA)	0	*1	2	*2	2	*3	5	*5	5									
5	VACENOVSKA Iveta (CZE)	0	*1	2	*4	6	*7	9	11										
	KOMWONG Nanthana (THA)	*0	1	*2	2	*2	3	*3	3										

NOTES

The "Greatest deficit overcome" only applies when the player ends up winning the game.

LEGEND

WS Women's Singles * Server



Match Results
Résultats du match

LI Xue (FRA) 4-3 LAY Jian Fang (AUS)

Game Summary		Match	Game 1	Game 2	Game 3	Game 4	Game 5	Game 6	Game 7
LI Xue	FRA	4	11	13	7	11	9	9	11
LAY Jian Fang	AUS	3	7	11	11	3	11	11	6
Duration:		63 min	6 min	9 min	7 min	6 min	8 min	9 min	7 min

Match No : WS26 Table : 3

Umpires : WU Fei (CHN) WHITAKER Jonathan (GBR)

Player Statistics	LI Xue (FRA)								Match	LAY Jian Fang (AUS)								Match
	Game							Match		Game							Match	
	1	2	3	4	5	6	7			1	2	3	4	5	6	7		
Points won	11	13	7	11	9	9	11	71	7	11	11	3	11	11	6	60		
Biggest lead	7	2	2	8	4	5	5	8	-	6	4	-	2	2	3	6		
Points won on own serve	6	6	1	6	4	5	4	32	4	5	4	1	5	6	2	27		
Points lost on own serve	3	6	7	2	6	5	4	33	5	7	6	5	5	4	7	39		
Most consecutive points won	4	5	2	5	4	3	8	8	4	4	4	1	3	4	3	4		
Greatest deficit overcome	-	6	-	-	-	-	3	6	-	-	2	-	4	5	-	5		
Handedness/Grip	Right/Shakehand									Right/Penholder								

Game/Match Statistics	Game							Match
	1	2	3	4	5	6	7	
Longest rally (strokes)	20	25	20	22	18	31	25	31
Average rally	7	8	9	8	9	9	9	8

Game Progress

1	LI Xue (FRA)	*0	*2	4	*5	6	*7	9	*10	10	11					
	LAY Jian Fang (AUS)	0	0	*0	1	*2	3	*3	4	*6	7					
2	LI Xue (FRA)	*0	0	*1	2	*2	2	*4	5	*6	8	*10	11	*11	12	13
	LAY Jian Fang (AUS)	0	*2	3	*4	6	*8	8	*9	10	*10	10	*10	11	*11	11
3	LI Xue (FRA)	0	*2	2	*4	5	*6	6	*7	7	7					
	LAY Jian Fang (AUS)	*0	0	*2	2	*3	4	*6	7	*9	11					
4	LI Xue (FRA)	*0	2	*4	5	*6	8	*10	11							
	LAY Jian Fang (AUS)	0	*0	0	*1	2	*2	2	3							
5	LI Xue (FRA)	0	*2	4	*4	5	*6	6	*7	8	*9	9				
	LAY Jian Fang (AUS)	*0	0	*0	2	*3	4	*6	7	*8	9	11				
6	LI Xue (FRA)	*0	2	*3	5	*6	6	*7	8	*9	9	9				
	LAY Jian Fang (AUS)	0	*0	1	*1	2	*4	5	*6	7	*9	11				
7	LI Xue (FRA)	0	*1	1	*3	3	*4	6	*8	10	11					
	LAY Jian Fang (AUS)	*0	1	*3	3	*5	6	*6	6	*6	6					

NOTES

The "Greatest deficit overcome" only applies when the player ends up winning the game.

LEGEND

WS Women's Singles * Server



Match Results
Résultats du match

LIU Jia (AUT) 4-2 PRIVALOVA Aleksandra (BLR)

Game Summary		Match	Game 1	Game 2	Game 3	Game 4	Game 5	Game 6	Game 7
LIU Jia	AUT	4	5	11	11	12	10	11	
PRIVALOVA Aleksandra	BLR	2	11	4	8	10	12	4	
Duration:		47 min	6 min	5 min	7 min	7 min	8 min	5 min	

Match No : WS34 Table : 3

Umpires : LANASRI Said (ALG) ALMENDARIZ Freddy (ECU)

Player Statistics	LIU Jia (AUT)							Match	PRIVALOVA Aleksandra (BLR)							Match
	Game								Game							
	1	2	3	4	5	6	7		1	2	3	4	5	6	7	
Points won	5	11	11	12	10	11		60	11	4	8	10	12	4		49
Biggest lead	-	7	3	4	2	7		7	6	-	-	1	2	1		6
Points won on own serve	4	6	6	5	6	5		32	7	3	4	4	7	2		27
Points lost on own serve	4	1	4	6	5	2		22	1	5	5	7	4	6		28
Most consecutive points won	2	7	2	3	3	6		7	5	3	2	3	3	1		5
Greatest deficit overcome	-	-	-	1	-	1		1	-	-	-	-	2	-		2
Handedness/Grip	Left/Shakehand								Right/Shakehand							

Game/Match Statistics	Game							Match
	1	2	3	4	5	6	7	
Longest rally (strokes)	6	9	6	8	9	7		9
Average rally	4	4	4	5	5	5		4

Game Progress

1	LIU Jia (AUT)	*0	1	*1	1	*2	3	*3	5	5				
	PRIVALOVA Aleksandra (BLR)	0	*1	3	*5	6	*7	9	*9	11				
2	LIU Jia (AUT)	0	*2	3	*3	5	*7	9	*10	11				
	PRIVALOVA Aleksandra (BLR)	*0	0	*1	3	*3	3	*3	4	4				
3	LIU Jia (AUT)	*0	1	*2	4	*5	6	*7	8	*9	10	11		
	PRIVALOVA Aleksandra (BLR)	0	*1	2	*2	3	*4	5	*6	7	*8	8		
4	LIU Jia (AUT)	0	*2	3	*5	5	*7	8	*8	9	*9	10	*11	12
	PRIVALOVA Aleksandra (BLR)	*0	0	*1	1	*3	3	*4	6	*7	9	*10	10	10
5	LIU Jia (AUT)	*0	1	*1	2	*4	5	*6	8	*8	9	*10	10	10
	PRIVALOVA Aleksandra (BLR)	0	*1	3	*4	4	*5	6	*6	8	*9	10	*11	12
6	LIU Jia (AUT)	0	*1	3	*5	6	*7	8	*10	11				
	PRIVALOVA Aleksandra (BLR)	*0	1	*1	1	*2	3	*4	4	4				

NOTES

The "Greatest deficit overcome" only applies when the player ends up winning the game.

LEGEND

WS Women's Singles * Server



Match Results

Résultats du match

LI Qiangbing (AUT) 4-1 ZHANG Mo (CAN)

Game Summary		Match	Game 1	Game 2	Game 3	Game 4	Game 5	Game 6	Game 7
LI Qiangbing	AUT	4	11	9	11	11	11		
ZHANG Mo	CAN	1	9	11	2	9	9		
Duration:		33 min	7 min	6 min	4 min	6 min	6 min		

Match No : WS27 Table : 4

Umpires : MEZEK Gregor (SLO) SCARR Val (NZL)

Player Statistics	LI Qiangbing (AUT)								Match	ZHANG Mo (CAN)								Match	
	Game									Match	Game								
	1	2	3	4	5	6	7	1			2	3	4	5	6	7			
Points won	11	9	11	11	11				53	9	11	2	9	9				40	
Biggest lead	2	2	9	6	2				9	3	2	-	-	4				4	
Points won on own serve	6	5	6	5	8				30	5	6	2	4	7				24	
Points lost on own serve	4	5	0	5	2				16	5	4	5	6	3				23	
Most consecutive points won	4	2	5	4	5				5	2	3	1	5	3				5	
Greatest deficit overcome	3	-	-	-	4				4	-	2	-	-	-				2	
Handedness/Grip	Right/Shakehand									Right/Shakehand									

Game/Match Statistics	Game							Match
	1	2	3	4	5	6	7	
Longest rally (strokes)	12	10	8	16	20			20
Average rally	5	4	5	6	6			5

Game Progress

1	LI Qiangbing (AUT)	0	*0	1	*2	3	*4	5	*6	7	*9	11
	ZHANG Mo (CAN)	*0	2	*3	4	*5	6	*7	8	*9	9	9
2	LI Qiangbing (AUT)	*0	2	*3	3	*4	4	*6	7	*7	9	9
	ZHANG Mo (CAN)	0	*0	1	*3	4	*6	6	*7	9	*9	11
3	LI Qiangbing (AUT)	0	*2	4	*5	7	*8	10	11			
	ZHANG Mo (CAN)	*0	0	*0	1	*1	2	*2	2			
4	LI Qiangbing (AUT)	*0	2	*4	5	*6	7	*9	9	*9	10	11
	ZHANG Mo (CAN)	0	*0	0	*1	2	*3	3	*5	7	*8	9
5	LI Qiangbing (AUT)	0	*0	2	*2	3	*3	5	*7	8	*9	11
	ZHANG Mo (CAN)	*0	2	*2	4	*5	7	*7	7	*8	9	9

NOTES

The "Greatest deficit overcome" only applies when the player ends up winning the game.

LEGEND

WS Women's Singles * Server



ExCeL - North Arena 1

ExCeL - North Arena 1

SAT 28 JUL 2012

21:15

Table Tennis

Tennis de table

Women's Singles

Simple femmes

Second Round

2er tour



Match Results

Résultats du match

HUANG Yi-Hua (TPE) 4-0 MIAO Miao (AUS)

Game Summary		Match	Game 1	Game 2	Game 3	Game 4	Game 5	Game 6	Game 7
HUANG Yi-Hua	TPE	4	11	11	11	11			
MIAO Miao	AUS	0	7	9	7	4			
Duration:		27 min	6 min	6 min	6 min	4 min			

Match No : WS35 Table : 4

Umpires : MANO Takako (JPN) BONGELLI Paola (ITA)

Player Statistics	HUANG Yi-Hua (TPE)							Match	MIAO Miao (AUS)							Match
	Game								Game							
	1	2	3	4	5	6	7		1	2	3	4	5	6	7	
Points won	11	11	11	11				44	7	9	7	4				27
Biggest lead	4	2	5	7				7	-	2	1	-				2
Points won on own serve	3	5	4	6				18	2	4	3	2				11
Points lost on own serve	5	5	4	2				16	8	6	7	5				26
Most consecutive points won	2	3	3	4				4	2	3	2	1				3
Greatest deficit overcome	-	2	1	-				2	-	-	-	-				-
Handedness/Grip	Right/Shakehand								Right/Shakehand							

Game/Match Statistics	Game							Match
	1	2	3	4	5	6	7	
Longest rally (strokes)	8	10	8	8				10
Average rally	4	4	4	4				4

Game Progress

1	HUANG Yi-Hua (TPE)	0	*2	3	*4	5	*7	8	*9	9	11	
	MIAO Miao (AUS)	*0	0	*1	2	*3	3	*4	5	*7	7	
2	HUANG Yi-Hua (TPE)	*0	1	*2	3	*3	4	*6	7	*8	9	11
	MIAO Miao (AUS)	0	*1	2	*3	5	*6	6	*7	8	*9	9
3	HUANG Yi-Hua (TPE)	0	*1	2	*4	5	*7	8	*9	10	11	
	MIAO Miao (AUS)	*0	1	*2	2	*3	3	*4	5	*6	7	
4	HUANG Yi-Hua (TPE)	*0	2	*4	5	*6	8	*9	10	11		
	MIAO Miao (AUS)	0	*0	0	*1	2	*2	3	*4	4		

NOTES

The "Greatest deficit overcome" only applies when the player ends up winning the game.

LEGEND

WS Women's Singles

*

Server



Match Results

Résultats du match

SILBEREISEN Kristin (GER) 4-1 PARKER Joanna (GBR)

Game Summary		Match	Game 1	Game 2	Game 3	Game 4	Game 5	Game 6	Game 7
SILBEREISEN Kristin	GER	4	11	11	7	11	11		
PARKER Joanna	GBR	1	6	7	11	2	4		
Duration:		33 min	5 min	6 min	6 min	4 min	6 min		

Match No : WS28 Table : 1

Umpires : ROMAN Enrique (PUR) COLOVIC Predrag (MKD)

Player Statistics	SILBEREISEN Kristin (GER)							Match	PARKER Joanna (GBR)							Match
	Game								Game							
	1	2	3	4	5	6	7		1	2	3	4	5	6	7	
Points won	11	11	7	11	11			51	6	7	11	2	4			30
Biggest lead	5	5	2	9	7			9	-	2	5	-	2			5
Points won on own serve	3	5	4	5	5			22	1	2	7	0	2			12
Points lost on own serve	5	5	4	2	2			18	8	6	3	6	6			29
Most consecutive points won	3	5	3	7	9			9	2	3	5	2	3			5
Greatest deficit overcome	-	2	-	-	2			2	-	-	2	-	-			2
Handedness/Grip	Right/Shakehand								Right/Shakehand							

Game/Match Statistics	Game							Match
	1	2	3	4	5	6	7	
Longest rally (strokes)	15	17	12	11	34			34
Average rally	6	8	7	6	9			7

Game Progress

1	SILBEREISEN Kristin (GER)	0	*2	3	*5	5	*7	8	*9	10	11
	PARKER Joanna (GBR)	*0	0	*1	1	*3	3	*4	5	*6	6
2	SILBEREISEN Kristin (GER)	*0	0	*2	3	*5	7	*8	8	*9	11
	PARKER Joanna (GBR)	0	*2	2	*3	3	*3	4	*6	7	7
3	SILBEREISEN Kristin (GER)	0	*1	3	*4	4	*4	5	*5	6	7
	PARKER Joanna (GBR)	*0	1	*1	2	*4	6	*7	9	*10	11
4	SILBEREISEN Kristin (GER)	*0	2	*4	4	*6	8	*10	11		
	PARKER Joanna (GBR)	0	*0	0	*2	2	*2	2	2		
5	SILBEREISEN Kristin (GER)	0	*1	1	*2	4	*6	8	*10	11	
	PARKER Joanna (GBR)	*0	1	*3	4	*4	4	*4	4		

NOTES

The "Greatest deficit overcome" only applies when the player ends up winning the game.

LEGEND

WS Women's Singles

*

Server



Match Results

Résultats du match

XIAN Yifang (FRA) 4-2 RI Myong Sun (PRK)

Game Summary		Match	Game 1	Game 2	Game 3	Game 4	Game 5	Game 6	Game 7
XIAN Yifang	FRA	4	11	11	6	11	8	11	
RI Myong Sun	PRK	2	9	6	11	9	11	6	
Duration:		65 min	7 min	8 min	8 min	11 min	13 min	8 min	

Match No : WS36 Table : 2

Umpires : PURCELL Tom (GBR) MOELLER Claudia (GER)

Player Statistics	XIAN Yifang (FRA)							Match	RI Myong Sun (PRK)							Match
	Game								Game							
	1	2	3	4	5	6	7		1	2	3	4	5	6	7	
Points won	11	11	6	11	8	11		58	9	6	11	9	11	6		52
Biggest lead	7	5	2	2	-	5		7	1	3	5	3	3	-		5
Points won on own serve	6	6	4	4	3	6		29	4	3	7	3	5	3		25
Points lost on own serve	4	3	4	6	6	3		26	4	5	2	7	5	5		28
Most consecutive points won	7	8	3	3	2	2		8	6	4	4	4	3	1		6
Greatest deficit overcome	1	3	-	3	-	-		3	-	-	2	-	-	-		2
Handedness/Grip	Right/Shakehand								Right/Shakehand							

Game/Match Statistics	Game							Match
	1	2	3	4	5	6	7	
Longest rally (strokes)	21	55	70	73	102	23		102
Average rally	9	18	20	24	31	14		19

Game Progress

1	XIAN Yifang (FRA)	0	1	*2	*4	6	*8	9	*10	10	*10	11							
	RI Myong Sun (PRK)	0	*1	2	2	*2	2	*3	4	*6	8	9							
2	XIAN Yifang (FRA)	*0	1	*2	3	*3	4	*6	8	*10	11								
	RI Myong Sun (PRK)	0	*1	2	*3	5	*6	6	*6	6	6								
3	XIAN Yifang (FRA)	0	*0	2	*3	5	*5	5	*6	6	6								
	RI Myong Sun (PRK)	*0	2	*2	3	*3	5	*7	8	*10	11								
4	XIAN Yifang (FRA)	*0	2	*3	3	*4	4	*5	6	*8	9	11							
	RI Myong Sun (PRK)	0	*0	1	*3	4	*6	7	*8	8	*9	9							
5	XIAN Yifang (FRA)	0	*0	1	*3	3	*4	5	*6	7	*7	7	*8	8					
	RI Myong Sun (PRK)	*0	2	*3	3	*5	6	*7	8	*8	9	*10	10	11					
6	XIAN Yifang (FRA)	*0	1	*2	2	*3	3	*4	5	*5	6	*7	7	*8	9	*9	10	*10	11
	RI Myong Sun (PRK)	0	*0	0	*1	1	*2	2	*2	3	*3	3	*4	4	*4	5	*5	6	6

NOTES

The "Greatest deficit overcome" only applies when the player ends up winning the game.

LEGEND

WS Women's Singles * Server

The match went to expedite mode



Match Results

Résultats du match

SAMARA Elizabeta (ROU) 4-1 MESHREF Dina (EGY)

Game Summary		Match	Game 1	Game 2	Game 3	Game 4	Game 5	Game 6	Game 7
SAMARA Elizabeta	ROU	4	7	11	13	11	11		
MESHREF Dina	EGY	1	11	7	11	6	8		
Duration:		29 min	4 min	4 min	7 min	4 min	5 min		

Match No : WS29 Table : 1

Umpires : MACKEY John (GBR) LENTZ Genevieve (RSA)

Player Statistics	SAMARA Elizabeta (ROU)								Match	MESHREF Dina (EGY)								Match
	Game									Game								
	1	2	3	4	5	6	7			1	2	3	4	5	6	7		
Points won	7	11	13	11	11				53	11	7	11	6	8				43
Biggest lead	-	7	3	5	4				7	8	-	3	1	1				8
Points won on own serve	5	6	8	5	6				30	8	3	7	2	5				25
Points lost on own serve	3	4	4	4	3				18	2	5	5	6	5				23
Most consecutive points won	4	6	3	4	5				6	6	4	5	2	3				6
Greatest deficit overcome	-	-	3	1	1				3	-	-	-	-	-				-
Handedness/Grip	Left/Shakehand									Left/Shakehand								

Game/Match Statistics	Game							Match
	1	2	3	4	5	6	7	
Longest rally (strokes)	8	11	10	5	9			11
Average rally	4	4	4	3	4			4

Game Progress

1	SAMARA Elizabeta (ROU)	0	*0	0	*0	1	*1	3	*4	6	7	MESHREF Dina (EGY)	*0	2	*4	6	*7	9	*9	10	*10	11										
2	SAMARA Elizabeta (ROU)	*0	1	*3	5	*7	8	*9	10	*10	11	MESHREF Dina (EGY)	0	*1	1	*1	1	*2	3	*4	6	7										
3	SAMARA Elizabeta (ROU)	0	*1	3	*4	5	*6	7	*7	7	*8	10	*10	11	*12	13	MESHREF Dina (EGY)	*0	1	*1	2	*3	4	*5	7	*9	10	*10	11	*11	11	11
4	SAMARA Elizabeta (ROU)	*0	1	*3	4	*6	6	*7	9	*10	11	MESHREF Dina (EGY)	0	*1	1	*2	2	*4	5	*5	6	6										
5	SAMARA Elizabeta (ROU)	0	*1	2	*4	6	*7	8	*8	9	*10	11	MESHREF Dina (EGY)	*0	1	*2	2	*2	3	*4	6	*7	8	8								

NOTES

The "Greatest deficit overcome" only applies when the player ends up winning the game.

LEGEND

WS Women's Singles * Server



Match Results
Résultats du match

PESOTSKA Margaryta (UKR) 4-1 RAMIREZ Sara (ESP)

Game Summary		Match	Game 1	Game 2	Game 3	Game 4	Game 5	Game 6	Game 7
PESOTSKA Margaryta	UKR	4	11	11	8	13	11		
RAMIREZ Sara	ESP	1	7	9	11	11	6		
Duration:		49 min	7 min	8 min	8 min	10 min	7 min		

Match No : WS37 Table : 2

Umpires : le PAPE Gerard (FRA) TANG Norman (CAN)

Player Statistics	PESOTSKA Margaryta (UKR)							Match	RAMIREZ Sara (ESP)							Match
	Game								Game							
	1	2	3	4	5	6	7		1	2	3	4	5	6	7	
Points won	11	11	8	13	11			54	7	9	11	11	6			44
Biggest lead	4	2	1	3	5			5	-	3	4	3	-			4
Points won on own serve	5	7	3	6	6			27	2	6	4	5	3			20
Points lost on own serve	5	3	7	6	3			24	6	4	5	7	5			27
Most consecutive points won	4	5	2	3	4			5	2	4	3	5	2			5
Greatest deficit overcome	-	3	-	3	-			3	-	-	1	-	-			1
Handedness/Grip	Right/Shakehand								Right/Shakehand							

Game/Match Statistics	Game							Match
	1	2	3	4	5	6	7	
Longest rally (strokes)	25	17	15	20	11			25
Average rally	7	6	6	6	7			6

Game Progress

1	PESOTSKA Margaryta (UKR)	*0	1	*2	4	*6	6	*7	8	*10	11						
	RAMIREZ Sara (ESP)	0	*1	2	*2	2	*4	5	*6	6	7						
2	PESOTSKA Margaryta (UKR)	0	*1	2	*3	4	*4	5	*7	9	*9	11					
	RAMIREZ Sara (ESP)	*0	1	*2	3	*4	6	*7	7	*7	9	9					
3	PESOTSKA Margaryta (UKR)	*0	1	*2	2	*3	4	*5	5	*7	8	8					
	RAMIREZ Sara (ESP)	0	*1	2	*4	5	*6	7	*9	9	*10	11					
4	PESOTSKA Margaryta (UKR)	0	*2	3	*4	4	*4	5	*6	7	*9	10	*10	11	*12	13	
	RAMIREZ Sara (ESP)	*0	0	*1	2	*4	6	*7	8	*9	9	*10	11	*11	11	11	
5	PESOTSKA Margaryta (UKR)	*0	1	*3	4	*5	6	*7	9	*10	11						
	RAMIREZ Sara (ESP)	0	*1	1	*2	3	*4	5	*5	6	6						

NOTES

The "Greatest deficit overcome" only applies when the player ends up winning the game.

LEGEND

WS Women's Singles * Server



Match Results
Résultats du match

POTA Georgina (HUN) 4-1 TIAN Yuan (CRO)

Game Summary		Match	Game 1	Game 2	Game 3	Game 4	Game 5	Game 6	Game 7
POTA Georgina	HUN	4	11	11	11	12	11		
TIAN Yuan	CRO	1	13	4	2	10	2		
Duration:		39 min	10 min	5 min	5 min	10 min	4 min		

Match No : WS30 Table : 3

Umpires : LO Mun Ho (HKG) TANG Norman (CAN)

Player Statistics	POTA Georgina (HUN)								Match	TIAN Yuan (CRO)								Match
	Game									Game								
	1	2	3	4	5	6	7			1	2	3	4	5	6	7		
Points won	11	11	11	12	11				56	13	4	2	10	2				31
Biggest lead	1	7	9	2	9				9	2	1	-	4	-				4
Points won on own serve	5	5	5	6	6				27	6	1	1	5	2				15
Points lost on own serve	7	3	1	5	0				16	6	6	6	6	5				29
Most consecutive points won	3	8	5	4	8				8	3	3	1	3	2				3
Greatest deficit overcome	-	1	-	4	-				4	1	-	-	-	-				1
Handedness/Grip	Right/Shakehand									Right/Shakehand								

Game/Match Statistics	Game							Match
	1	2	3	4	5	6	7	
Longest rally (strokes)	12	14	12	19	9			19
Average rally	5	5	5	6	4			5

Game Progress

1	POTA Georgina (HUN)	0	*1	2	*3	3	*4	6	*7	8	*9	10	*11	11	*11	11
	TIAN Yuan (CRO)	*0	1	*2	3	*5	6	*6	7	*8	9	*10	10	*11	12	13
2	POTA Georgina (HUN)	*0	1	*3	3	*4	6	*8	10	11						
	TIAN Yuan (CRO)	0	*1	1	*3	4	*4	4	*4	4						
3	POTA Georgina (HUN)	0	*2	3	*5	7	*8	10	11							
	TIAN Yuan (CRO)	*0	0	*1	1	*1	2	*2	2							
4	POTA Georgina (HUN)	*0	0	*1	2	*2	4	*6	6	*7	9	*10	11	12		
	TIAN Yuan (CRO)	0	*2	3	*4	6	*6	6	*8	9	*9	10	*10	10		
5	POTA Georgina (HUN)	0	*2	4	*6	8	*8	10	11							
	TIAN Yuan (CRO)	*0	0	*0	0	*0	2	*2	2							

NOTES

The "Greatest deficit overcome" only applies when the player ends up winning the game.

LEGEND

WS Women's Singles * Server



Match Results
Résultats du match

HSING Ariel (USA) 4-2 NI Xia Lian (LUX)

Game Summary		Match	Game 1	Game 2	Game 3	Game 4	Game 5	Game 6	Game 7
HSING Ariel	USA	4	11	10	11	11	10	12	
NI Xia Lian	LUX	2	9	12	9	5	12	10	
Duration:		45 min	6 min	6 min	6 min	6 min	7 min	7 min	

Match No : WS38 Table : 4

Umpires : SORENSEN Allan (DEN) ALMENDARIZ Freddy (ECU)

Player Statistics	HSING Ariel (USA)							Match	NI Xia Lian (LUX)							Match
	Game								Game							
	1	2	3	4	5	6	7		1	2	3	4	5	6	7	
Points won	11	10	11	11	10	12		65	9	12	9	5	12	10		57
Biggest lead	2	3	2	6	3	2		6	4	3	4	-	2	2		4
Points won on own serve	6	5	6	6	4	6		33	5	6	5	3	5	5		29
Points lost on own serve	4	6	4	2	7	5		28	5	5	5	5	6	6		32
Most consecutive points won	5	3	4	3	2	4		5	5	5	4	1	3	2		5
Greatest deficit overcome	4	-	4	-	-	2		4	-	3	-	-	3	-		3
Handedness/Grip	Right/Shakehand								Left/Penholder							

Game/Match Statistics	Game							Match
	1	2	3	4	5	6	7	
Longest rally (strokes)	8	9	10	8	12	9		12
Average rally	4	4	4	4	6	5		5

Game Progress

1	HSING Ariel (USA)	0	*1	2	*3	3	*3	5	*6	7	*9	11		
	NI Xia Lian (LUX)	*0	1	*2	3	*5	7	*7	8	*9	9	9		
2	HSING Ariel (USA)	*0	2	*3	4	*5	5	*5	6	*7	8	*10	10	10
	NI Xia Lian (LUX)	0	*0	1	*2	3	*5	7	*8	9	*10	10	*11	12
3	HSING Ariel (USA)	0	*1	2	*3	3	*3	5	*6	7	*9	11		
	NI Xia Lian (LUX)	*0	1	*2	3	*5	7	*7	8	*9	9	9		
4	HSING Ariel (USA)	*0	1	*3	4	*5	7	*8	10	11				
	NI Xia Lian (LUX)	0	*1	1	*2	3	*3	4	*4	5				
5	HSING Ariel (USA)	0	*2	3	*4	5	*6	6	*7	8	*9	10	*10	10
	NI Xia Lian (LUX)	*0	0	*1	2	*3	4	*6	7	*8	9	*10	11	12
6	HSING Ariel (USA)	*0	0	*2	4	*4	6	*6	7	*8	8	*10	11	12
	NI Xia Lian (LUX)	0	*2	2	*2	4	*4	6	*7	8	*10	10	*10	10

NOTES

The "Greatest deficit overcome" only applies when the player ends up winning the game.

LEGEND

WS Women's Singles * Server



ExCeL - North Arena 1
ExCeL - North Arena 1

SUN 29 JUL 2012
18:00

Table Tennis
Tennis de table

Women's Singles
Simple femmes

Third Round
3er tour



Match Results

Résultats du match

DING Ning (CHN) 4-0 DODEAN Daniela (ROU)

Game Summary		Match	Game 1	Game 2	Game 3	Game 4	Game 5	Game 6	Game 7
DING Ning	CHN	4	11	11	11	11			
DODEAN Daniela	ROU	0	4	3	9	6			
Duration:		27 min	8 min	7 min	7 min	7 min			

Match No : WS39 Table : 3

Umpires : SORENSEN Allan (DEN) ALMENDARIZ Freddy (ECU)

Player Statistics	DING Ning (CHN)								Match	DODEAN Daniela (ROU)								Match	
	Game									Match	Game								
	1	2	3	4	5	6	7	1			2	3	4	5	6	7			
Points won	11	11	11	11					44	4	3	9	6					22	
Biggest lead	8	8	2	5					8	-	-	3	1					3	
Points won on own serve	6	7	5	5					23	3	2	4	2					11	
Points lost on own serve	1	1	5	4					11	5	4	6	6					21	
Most consecutive points won	5	6	3	6					6	2	1	4	3					4	
Greatest deficit overcome	-	-	3	1					3	-	-	-	-					-	
Handedness/Grip	Left/Shakehand									Right/Shakehand									

Game/Match Statistics	Game							Match
	1	2	3	4	5	6	7	
Longest rally (strokes)	7	25	8	14				25
Average rally	4	7	5	6				5

Game Progress

1	DING Ning (CHN)	0	*2	4	*5	6	*8	10	*10	11	DODEAN Daniela (ROU)	*0	0	*0	1	*2	2	*2	4	4				
2	DING Ning (CHN)	*0	2	*4	6	*7	8	*9	11	DODEAN Daniela (ROU)	0	*0	0	*0	1	*2	3	3						
3	DING Ning (CHN)	0	*1	1	*2	4	*4	5	*7	8	*10	11	DODEAN Daniela (ROU)	*0	1	*3	4	*4	6	*7	7	*8	8	9
4	DING Ning (CHN)	*0	1	*3	4	*5	5	*6	8	*10	11	DODEAN Daniela (ROU)	0	*1	1	*2	3	*5	6	*6	6	6		

NOTES

The "Greatest deficit overcome" only applies when the player ends up winning the game.

LEGEND

WS Women's Singles * Server



ExCeL - North Arena 1
ExCeL - North Arena 1

SUN 29 JUL 2012
18:00

Table Tennis
Tennis de table

Women's Singles
Simple femmes

Third Round
3er tour



Match Results

Résultats du match

JIANG Huajun (HKG) 4-2 KIM Jong (PRK)

Game Summary		Match	Game 1	Game 2	Game 3	Game 4	Game 5	Game 6	Game 7
JIANG Huajun	HKG	4	11	11	7	11	5	11	
KIM Jong	PRK	2	5	9	11	7	11	7	
Duration:		47 min	5 min	8 min	6 min	7 min	6 min	8 min	

Match No : WS40 Table : 2

Umpires : MANO Takako (JPN) WEINSTEIN Saul (USA)

Player Statistics	JIANG Huajun (HKG)							Match	KIM Jong (PRK)							Match
	Game								Game							
	1	2	3	4	5	6	7		1	2	3	4	5	6	7	
Points won	11	11	7	11	5	11		56	5	9	11	7	11	7		50
Biggest lead	6	2	1	6	-	4		6	-	4	5	-	6	3		6
Points won on own serve	7	8	2	7	3	6		33	4	7	5	4	6	3		29
Points lost on own serve	1	2	6	3	5	4		21	4	3	5	4	2	5		23
Most consecutive points won	3	4	2	5	2	4		5	2	4	4	4	4	3		4
Greatest deficit overcome	-	4	-	-	-	3		4	-	-	1	-	-	-		1
Handedness/Grip	Right/Shakehand								Left/Shakehand							

Game/Match Statistics	Game							Match
	1	2	3	4	5	6	7	
Longest rally (strokes)	7	10	10	10	9	7		10
Average rally	4	5	5	5	5	5		5

Game Progress

1	JIANG Huajun (HKG)	0	*2	3	*4	6	*6	8	*9	11		
	KIM Jong (PRK)	*0	0	*1	2	*2	4	*4	5	5		
2	JIANG Huajun (HKG)	*0	1	*1	2	*2	4	*5	7	*8	10	11
	KIM Jong (PRK)	0	*1	3	*4	6	*6	7	*7	8	*8	9
3	JIANG Huajun (HKG)	0	*1	1	*2	2	*3	4	*5	6	7	
	KIM Jong (PRK)	*0	1	*3	4	*6	7	*8	9	*10	11	
4	JIANG Huajun (HKG)	*0	2	*4	5	*5	7	*9	9	*9	11	
	KIM Jong (PRK)	0	*0	0	*1	3	*3	3	*5	7	7	
5	JIANG Huajun (HKG)	0	*0	1	*2	3	*3	4	*5	5		
	KIM Jong (PRK)	*0	2	*3	4	*5	7	*8	9	11		
6	JIANG Huajun (HKG)	*0	1	*1	2	*4	5	*7	8	*9	11	
	KIM Jong (PRK)	0	*1	3	*4	4	*5	5	*6	7	7	

NOTES

The "Greatest deficit overcome" only applies when the player ends up winning the game.

LEGEND

WS Women's Singles * Server



Match Results

Résultats du match

LI Jie (NED) 4-2 PARTYKA Natalia (POL)

Game Summary		Match	Game 1	Game 2	Game 3	Game 4	Game 5	Game 6	Game 7
LI Jie	NED	4	11	6	16	11	12	11	
PARTYKA Natalia	POL	2	13	11	14	7	10	7	
Duration:		70 min	9 min	7 min	10 min	7 min	10 min	8 min	

Match No : WS41 Table : 4

Umpires : le PAPE Gerard (FRA) BONGELLI Paola (ITA)

Player Statistics	LI Jie (NED)							Match	PARTYKA Natalia (POL)							Match
	Game								Game							
	1	2	3	4	5	6	7		1	2	3	4	5	6	7	
Points won	11	6	16	11	12	11		67	13	11	14	7	10	7		62
Biggest lead	2	-	2	4	2	4		4	2	5	2	-	4	1		5
Points won on own serve	3	3	5	5	8	4		28	4	6	4	4	7	3		28
Points lost on own serve	9	5	10	3	3	4		34	8	3	11	6	4	7		39
Most consecutive points won	3	2	3	3	4	3		4	3	4	4	3	4	2		4
Greatest deficit overcome	-	-	2	-	4	1		4	2	-	-	-	-	-		2
Handedness/Grip	Right/Shakehand								Left/Shakehand							

Game/Match Statistics	Game							Match
	1	2	3	4	5	6	7	
Longest rally (strokes)	16	25	28	16	28	39		39
Average rally	7	8	9	7	10	10		8

Game Progress

1	LI Jie (NED)	*0	0	*2	2	*4	5	*6	7	*9	10	*10	10	*11	11	11			
	PARTYKA Natalia (POL)	0	*2	2	*4	4	*5	6	*7	7	*8	10	*11	11	*12	13			
2	LI Jie (NED)	0	*1	2	*2	3	*4	5	*6	6	6								
	PARTYKA Natalia (POL)	*0	1	*2	4	*5	6	*7	8	*10	11								
3	LI Jie (NED)	*0	1	*2	3	*5	5	*7	8	*8	8	*10	10	*11	11	*12	12	*13	14
	PARTYKA Natalia (POL)	0	*1	2	*3	3	*5	5	*6	8	*10	10	*11	11	*12	12	*13	13	*13
		*14	15	16															
		14	*14	14															
4	LI Jie (NED)	0	*2	3	*4	5	*6	8	*8	9	11								
	PARTYKA Natalia (POL)	*0	0	*1	2	*3	4	*4	6	*7	7								
5	LI Jie (NED)	*0	1	*1	2	*2	4	*5	6	*8	10	*10	11	12					
	PARTYKA Natalia (POL)	0	*1	3	*4	6	*6	7	*8	8	*8	10	*10	10					
6	LI Jie (NED)	0	*1	2	*4	4	*6	7	*8	10	11								
	PARTYKA Natalia (POL)	*0	1	*2	2	*4	4	*5	6	*6	7								

NOTES

The "Greatest deficit overcome" only applies when the player ends up winning the game.

LEGEND

WS Women's Singles * Server



ExCeL - North Arena 1

ExCeL - North Arena 1

SUN 29 JUL 2012

18:00

Table Tennis

Tennis de table

Women's Singles

Simple femmes

Third Round

3er tour



Match Results

Résultats du match

FUKUHARA Ai (JPN) 4-0 TIKHOMIROVA Anna (RUS)

Game Summary		Match	Game 1	Game 2	Game 3	Game 4	Game 5	Game 6	Game 7
FUKUHARA Ai	JPN	4	11	11	11	11			
TIKHOMIROVA Anna	RUS	0	7	8	9	3			
Duration:		26 min	5 min	6 min	6 min	4 min			

Match No : WS42 Table : 1

Umpires : PURCELL Tom (GBR) MOELLER Claudia (GER)

Player Statistics	FUKUHARA Ai (JPN)							Match	TIKHOMIROVA Anna (RUS)							Match
	Game								Game							
	1	2	3	4	5	6	7		1	2	3	4	5	6	7	
Points won	11	11	11	11				44	7	8	9	3				27
Biggest lead	4	3	2	9				9	3	2	1	-				3
Points won on own serve	7	6	6	4				23	4	5	5	1				15
Points lost on own serve	3	3	4	2				12	4	5	5	7				21
Most consecutive points won	4	4	2	7				7	3	2	2	2				3
Greatest deficit overcome	3	2	1	-				3	-	-	-	-				-
Handedness/Grip	Right/Shakehand								Right/Shakehand							

Game/Match Statistics	Game							Match
	1	2	3	4	5	6	7	
Longest rally (strokes)	9	12	9	13				13
Average rally	6	4	4	6				5

Game Progress

1	FUKUHARA Ai (JPN)	*0	0	*1	2	*3	5	*6	8	*9	11	
	TIKHOMIROVA Anna (RUS)	0	*2	3	*4	5	*5	6	*6	7	7	
2	FUKUHARA Ai (JPN)	0	*0	1	*3	4	*5	7	*8	9	*10	11
	TIKHOMIROVA Anna (RUS)	*0	2	*3	3	*4	5	*5	6	*7	8	8
3	FUKUHARA Ai (JPN)	*0	1	*2	3	*4	5	*6	8	*8	9	11
	TIKHOMIROVA Anna (RUS)	0	*1	2	*3	4	*5	6	*6	8	*9	9
4	FUKUHARA Ai (JPN)	0	*2	3	*5	7	*9	10	11			
	TIKHOMIROVA Anna (RUS)	*0	0	*1	1	*1	1	*2	3			

NOTES

The "Greatest deficit overcome" only applies when the player ends up winning the game.

LEGEND

WS Women's Singles

*

Server



ExCeL - North Arena 1
ExCeL - North Arena 1

SUN 29 JUL 2012
19:00

Table Tennis
Tennis de table

Women's Singles
Simple femmes

Third Round
3er tour



Match Results

Résultats du match

FENG Tianwei (SIN) 4-1 CHEN Szu-Yu (TPE)

Game Summary		Match	Game 1	Game 2	Game 3	Game 4	Game 5	Game 6	Game 7
FENG Tianwei	SIN	4	11	11	11	12	11		
CHEN Szu-Yu	TPE	1	6	13	5	10	9		
Duration:		39 min	6 min	9 min	5 min	7 min	7 min		

Match No : WS43 Table : 2

Umpires : COLOVIC Predrag (MKD) ROMAN Enrique (PUR)

Player Statistics	FENG Tianwei (SIN)							Match	CHEN Szu-Yu (TPE)							Match
	Game								Game							
	1	2	3	4	5	6	7		1	2	3	4	5	6	7	
Points won	11	11	11	12	11			56	6	13	5	10	9			43
Biggest lead	5	2	6	2	2			6	1	2	-	4	2			4
Points won on own serve	6	8	6	8	5			33	3	9	3	7	4			26
Points lost on own serve	3	4	2	3	5			17	5	3	5	4	6			23
Most consecutive points won	5	3	3	4	2			5	3	3	1	3	2			3
Greatest deficit overcome	1	-	-	4	2			4	-	2	-	-	-			2
Handedness/Grip	Right/Shakehand								Right/Shakehand							

Game/Match Statistics	Game							Match
	1	2	3	4	5	6	7	
Longest rally (strokes)	18	15	13	14	14			18
Average rally	7	6	5	6	7			6

Game Progress

1	FENG Tianwei (SIN)	*0	2	*2	3	*5	7	*8	8	*10	11					
	CHEN Szu-Yu (TPE)	0	*0	2	*3	3	*3	4	*6	6	6					
2	FENG Tianwei (SIN)	0	*0	2	*3	5	*5	6	*6	7	*9	10	*10	11	*11	11
	CHEN Szu-Yu (TPE)	*0	2	*2	3	*3	5	*6	8	*9	9	*10	11	*11	12	13
3	FENG Tianwei (SIN)	*0	2	*3	4	*5	7	*8	9	11						
	CHEN Szu-Yu (TPE)	0	*0	1	*2	3	*3	4	*5	5						
4	FENG Tianwei (SIN)	0	*0	2	*2	3	*3	4	*6	7	*8	10	*11	12		
	CHEN Szu-Yu (TPE)	*0	2	*2	4	*5	7	*8	8	*9	10	*10	10	10		
5	FENG Tianwei (SIN)	*0	0	*2	2	*3	5	*5	7	*8	9	11				
	CHEN Szu-Yu (TPE)	0	*2	2	*4	5	*5	7	*7	8	*9	9				

NOTES

The "Greatest deficit overcome" only applies when the player ends up winning the game.

LEGEND

WS Women's Singles * Server



Match Results

Résultats du match

WU Jiaduo (GER) 4-2 VACENOVSKA Iveta (CZE)

Game Summary		Match	Game 1	Game 2	Game 3	Game 4	Game 5	Game 6	Game 7
WU Jiaduo	GER	4	11	15	8	11	9	11	
VACENOVSKA Iveta	CZE	2	9	13	11	8	11	5	
Duration:		52 min	7 min	7 min	6 min	7 min	7 min	6 min	

Match No : WS44 Table : 3

Umpires : STRODE Mick (GBR) PARK In Sook (KOR)

Player Statistics	WU Jiaduo (GER)							Match	VACENOVSKA Iveta (CZE)							Match
	Game								Game							
	1	2	3	4	5	6	7		1	2	3	4	5	6	7	
Points won	11	15	8	11	9	11		65	9	13	11	8	11	5		57
Biggest lead	2	2	1	4	3	6		6	1	4	5	1	2	1		5
Points won on own serve	6	8	4	6	6	5		35	5	7	6	4	7	2		31
Points lost on own serve	4	6	5	4	4	3		26	5	7	4	5	3	6		30
Most consecutive points won	3	4	3	4	2	5		5	2	4	6	3	4	2		6
Greatest deficit overcome	1	4	-	1	-	1		4	-	-	1	-	3	-		3
Handedness/Grip	Right/Shakehand								Right/Shakehand							

Game/Match Statistics	Game							Match
	1	2	3	4	5	6	7	
Longest rally (strokes)	14	10	13	22	8	11		22
Average rally	5	5	5	6	5	5		5

Game Progress

1	WU Jiaduo (GER)	0	*1	2	*4	4	*5	7	*8	9	*9	11							
	VACENOVSKA Iveta (CZE)	*0	1	*2	2	*4	5	*5	6	*7	9	9							
2	WU Jiaduo (GER)	*0	0	*0	2	*3	3	*5	7	*7	8	*10	10	*11	12	*12	13	*13	14
	VACENOVSKA Iveta (CZE)	0	*2	4	*4	5	*7	7	*7	9	*10	10	*11	11	*11	12	*12	13	*13
		15																	
		13																	
3	WU Jiaduo (GER)	0	*1	2	*2	4	*5	5	*5	6	*8	8							
	VACENOVSKA Iveta (CZE)	*0	1	*2	4	*4	5	*7	9	*10	10	11							
4	WU Jiaduo (GER)	*0	1	*2	3	*4	5	*7	9	*9	10	11							
	VACENOVSKA Iveta (CZE)	0	*1	2	*3	4	*5	5	*5	7	*8	8							
5	WU Jiaduo (GER)	0	*1	2	*3	5	*6	7	*7	9	*9	9							
	VACENOVSKA Iveta (CZE)	*0	1	*2	3	*3	4	*5	7	*7	9	11							
6	WU Jiaduo (GER)	*0	1	*2	4	*6	7	*8	9	11									
	VACENOVSKA Iveta (CZE)	0	*1	2	*2	2	*3	4	*5	5									

NOTES

The "Greatest deficit overcome" only applies when the player ends up winning the game.

LEGEND

WS Women's Singles * Server



ExCeL - North Arena 1

ExCeL - North Arena 1

SUN 29 JUL 2012

19:00

Table Tennis

Tennis de table

Women's Singles

Simple femmes

Third Round

3er tour



Match Results

Résultats du match

SHEN Yanfei (ESP) 4-0 LI Xue (FRA)

Game Summary		Match	Game 1	Game 2	Game 3	Game 4	Game 5	Game 6	Game 7
SHEN Yanfei	ESP	4	11	11	11	11			
LI Xue	FRA	0	5	2	8	3			
Duration:		31 min	6 min	5 min	7 min	5 min			

Match No : WS45 Table : 4

Umpires : SCARR Val (NZL) MEZEK Gregor (SLO)

Player Statistics	SHEN Yanfei (ESP)							Match	LI Xue (FRA)							Match
	Game								Game							
	1	2	3	4	5	6	7		1	2	3	4	5	6	7	
Points won	11	11	11	11				44	5	2	8	3				18
Biggest lead	6	9	3	8				9	2	-	-	1				2
Points won on own serve	7	5	7	5				24	4	1	5	2				12
Points lost on own serve	1	1	3	1				6	4	6	4	6				20
Most consecutive points won	6	5	2	5				6	2	1	2	1				2
Greatest deficit overcome	2	-	-	1				2	-	-	-	-				-
Handedness/Grip	Left/Shakehand								Right/Shakehand							

Game/Match Statistics	Game							Match
	1	2	3	4	5	6	7	
Longest rally (strokes)	16	16	19	34				34
Average rally	8	8	8	10				8

Game Progress

1	SHEN Yanfei (ESP)	*0	1	*1	3	*5	7	*8	10	11
	LI Xue (FRA)	0	*1	3	*3	3	*3	4	*4	5
2	SHEN Yanfei (ESP)	0	*2	3	*5	7	*8	10	11	
	LI Xue (FRA)	*0	0	*1	1	*1	2	*2	2	
3	SHEN Yanfei (ESP)	*0	2	*2	4	*4	5	*7	8	*9
	LI Xue (FRA)	0	*0	2	*2	4	*5	5	*6	7
4	SHEN Yanfei (ESP)	0	*1	3	*4	6	*8	9	11	
	LI Xue (FRA)	*0	1	*1	2	*2	2	*3	3	

NOTES

The "Greatest deficit overcome" only applies when the player ends up winning the game.

LEGEND

WS Women's Singles

*

Server



Match Results
Résultats du match

KIM Kyungah (KOR) 4-1 LIU Jia (AUT)

Game Summary		Match	Game 1	Game 2	Game 3	Game 4	Game 5	Game 6	Game 7
KIM Kyungah	KOR	4	11	6	11	11	11		
LIU Jia	AUT	1	8	11	4	5	9		
Duration:		42 min	7 min	7 min	7 min	7 min	8 min		

Match No : WS46 Table : 1

Umpires : LANASRI Said (ALG) RAMOS Rachel (PHI)

Player Statistics	KIM Kyungah (KOR)								Match	LIU Jia (AUT)								Match	
	Game									Match	Game								
	1	2	3	4	5	6	7	1			2	3	4	5	6	7			
Points won	11	6	11	11	11				50	8	11	4	5	9				37	
Biggest lead	3	3	7	6	2				7	2	5	1	2	-				5	
Points won on own serve	7	5	5	6	7				30	6	7	2	3	6				24	
Points lost on own serve	2	4	2	2	3				13	4	1	6	5	4				20	
Most consecutive points won	3	3	6	5	2				6	2	7	1	4	2				7	
Greatest deficit overcome	2	-	1	2	-				2	-	3	-	-	-				3	
Handedness/Grip	Right/Shakehand									Left/Shakehand									

Game/Match Statistics	Game							Match
	1	2	3	4	5	6	7	
Longest rally (strokes)	20	21	33	20	18			33
Average rally	7	8	10	9	8			8

Game Progress

1	KIM Kyungah (KOR)	0	*1	2	*2	4	*5	7	*7	8	*10	11
	LIU Jia (AUT)	*0	1	*2	4	*4	5	*5	7	*8	8	8
2	KIM Kyungah (KOR)	*0	2	*3	4	*4	6	*6	6	*6	6	
	LIU Jia (AUT)	0	*0	1	*2	4	*4	6	*8	10	11	
3	KIM Kyungah (KOR)	0	*1	2	*4	6	*8	9	*10	11		
	LIU Jia (AUT)	*0	1	*2	2	*2	2	*3	4	4		
4	KIM Kyungah (KOR)	*0	2	*2	2	*4	6	*7	9	11		
	LIU Jia (AUT)	0	*0	2	*4	4	*4	5	*5	5		
5	KIM Kyungah (KOR)	0	*1	3	*3	5	*6	6	*8	9	*9	11
	LIU Jia (AUT)	*0	1	*1	3	*3	4	*6	6	*7	9	9

NOTES

The "Greatest deficit overcome" only applies when the player ends up winning the game.

LEGEND

WS Women's Singles * Server



ExCeL - North Arena 1

ExCeL - North Arena 1

SUN 29 JUL 2012

20:00

Table Tennis

Tennis de table

Women's Singles

Simple femmes

Third Round

3er tour



Match Results

Résultats du match

ISHIKAWA Kasumi (JPN) 4-2 LI Qiangbing (AUT)

Game Summary		Match	Game 1	Game 2	Game 3	Game 4	Game 5	Game 6	Game 7
ISHIKAWA Kasumi	JPN	4	11	10	11	12	11	11	
LI Qiangbing	AUT	2	13	12	7	10	8	5	
Duration:		45 min	7 min	8 min	7 min	7 min	5 min	5 min	

Match No : WS47 Table : 2

Umpires : LENTZ Genevieve (RSA) MACKEY John (GBR)

Player Statistics	ISHIKAWA Kasumi (JPN)							Match	LI Qiangbing (AUT)							Match
	Game								Game							
	1	2	3	4	5	6	7		1	2	3	4	5	6	7	
Points won	11	10	11	12	11	11		66	13	12	7	10	8	5		55
Biggest lead	4	2	4	2	3	6		6	2	2	1	3	-	-		3
Points won on own serve	6	7	3	6	7	4		33	5	8	2	5	6	1		27
Points lost on own serve	8	4	5	5	2	4		28	5	3	8	6	4	7		33
Most consecutive points won	4	2	5	4	3	3		5	4	2	4	4	2	1		4
Greatest deficit overcome	-	-	1	3	-	-		3	4	2	-	-	-	-		4
Handedness/Grip	Left/Shakehand								Right/Shakehand							

Game/Match Statistics	Game							Match
	1	2	3	4	5	6	7	
Longest rally (strokes)	8	11	20	15	11	11		20
Average rally	4	5	6	5	4	5		5

Game Progress

1	ISHIKAWA Kasumi (JPN)	*0	1	*3	*3	4	*6	8	*8	9	*10	10	*10	11	*11	11
	LI Qiangbing (AUT)	0	*1	1	3	*4	4	*4	6	*7	8	*10	11	*11	12	13
2	ISHIKAWA Kasumi (JPN)	*0	2	*3	3	*4	6	*6	8	*8	9	*10	10	10		10
	LI Qiangbing (AUT)	0	*0	1	*3	4	*4	6	*6	8	*9	10	*11	12		12
3	ISHIKAWA Kasumi (JPN)	0	*2	3	*4	4	*5	7	*9	9	11					
	LI Qiangbing (AUT)	*0	0	*1	2	*4	5	*5	5	*7	7					
4	ISHIKAWA Kasumi (JPN)	*0	1	*1	2	*4	5	*7	7	*8	10	*10	11	12		
	LI Qiangbing (AUT)	0	*1	3	*4	4	*5	5	*7	8	*8	10	*10	10		
5	ISHIKAWA Kasumi (JPN)	0	*1	3	*4	5	*5	7	*8	9	*10	11				
	LI Qiangbing (AUT)	*0	1	*1	2	*3	5	*5	6	*7	8	8				
6	ISHIKAWA Kasumi (JPN)	*0	1	*3	4	*5	6	*8	9	11						
	LI Qiangbing (AUT)	0	*1	1	*2	3	*4	4	*5	5						

NOTES

The "Greatest deficit overcome" only applies when the player ends up winning the game.

LEGEND

WS Women's Singles

*

Server



Match Results
Résultats du match

LI Qian (POL) 4-0 HUANG Yi-Hua (TPE)

Game Summary		Match	Game 1	Game 2	Game 3	Game 4	Game 5	Game 6	Game 7
LI Qian	POL	4	11	11	11	11			
HUANG Yi-Hua	TPE	0	7	8	6	3			
Duration:		30 min	6 min	7 min	7 min	5 min			

Match No : WS48 Table : 3

Umpires : MOELLER Claudia (GER) PURCELL Tom (GBR)

Player Statistics	LI Qian (POL)								Match	HUANG Yi-Hua (TPE)								Match	
	Game									Match	Game								
	1	2	3	4	5	6	7	1			2	3	4	5	6	7			
Points won	11	11	11	11					44	7	8	6	3					24	
Biggest lead	5	3	5	8					8	-	1	1	1					1	
Points won on own serve	6	6	6	7					25	5	4	4	2					15	
Points lost on own serve	2	4	2	1					9	5	5	5	4					19	
Most consecutive points won	4	4	4	7					7	2	3	2	1					3	
Greatest deficit overcome	-	1	1	1					1	-	-	-	-					-	
Handedness/Grip	Right/Shakehand									Right/Shakehand									

Game/Match Statistics	Game							Match
	1	2	3	4	5	6	7	
Longest rally (strokes)	23	15	20	13				23
Average rally	6	7	7	6				7

Game Progress

1	LI Qian (POL)	0	*1	3	*4	5	*6	8	*9	10	11	
	HUANG Yi-Hua (TPE)	*0	1	*1	2	*3	4	*4	5	*6	7	
2	LI Qian (POL)	*0	2	*3	3	*4	5	*6	8	*9	10	11
	HUANG Yi-Hua (TPE)	0	*0	1	*3	4	*5	6	*6	7	*8	8
3	LI Qian (POL)	0	*1	3	*4	5	*6	8	*9	10	11	
	HUANG Yi-Hua (TPE)	*0	1	*1	2	*3	4	*4	5	*6	6	
4	LI Qian (POL)	*0	1	*2	4	*5	7	*9	11			
	HUANG Yi-Hua (TPE)	0	*1	2	*2	3	*3	3	3			

NOTES

The "Greatest deficit overcome" only applies when the player ends up winning the game.

LEGEND

WS Women's Singles * Server



Match Results

Résultats du match

PAVLOVICH Viktoria (BLR) 4-2 SILBEREISEN Kristin (GER)

Game Summary		Match	Game 1	Game 2	Game 3	Game 4	Game 5	Game 6	Game 7
PAVLOVICH Viktoria	BLR	4	12	13	9	11	11	11	
SILBEREISEN Kristin	GER	2	10	11	11	13	4	7	
Duration:		57 min	7 min	9 min	9 min	11 min	5 min	6 min	

Match No : WS49 Table : 1

Umpires : ALMENDARIZ Freddy (ECU) SORENSEN Allan (DEN)

Player Statistics	PAVLOVICH Viktoria (BLR)							Match	SILBEREISEN Kristin (GER)							Match
	Game								Game							
	1	2	3	4	5	6	7		1	2	3	4	5	6	7	
Points won	12	13	9	11	11	11		67	10	11	11	13	4	7		56
Biggest lead	3	2	1	1	7	5		7	2	1	2	3	2	1		3
Points won on own serve	7	7	3	3	6	7		33	6	6	4	4	3	4		27
Points lost on own serve	4	5	7	9	1	3		29	5	6	6	8	5	4		34
Most consecutive points won	3	3	2	3	8	4		8	2	3	3	4	2	2		4
Greatest deficit overcome	2	1	-	-	2	1		2	-	-	1	1	-	-		1
Handedness/Grip	Right/Shakehand								Right/Shakehand							

Game/Match Statistics	Game							Match
	1	2	3	4	5	6	7	
Longest rally (strokes)	25	25	36	31	25	21		36
Average rally	9	10	13	10	8	9		10

Game Progress

1	PAVLOVICH Viktoria (BLR)	0	*0	2	*3	5	*6	7	*8	9	*10	10	*11	12		
	SILBEREISEN Kristin (GER)	*0	2	*2	3	*3	4	*5	6	*7	8	*10	10	10		
2	PAVLOVICH Viktoria (BLR)	*0	2	*2	3	*5	5	*6	7	*8	9	*10	11	*11	12	13
	SILBEREISEN Kristin (GER)	0	*0	2	*3	3	*5	6	*7	8	*9	10	*10	11	*11	11
3	PAVLOVICH Viktoria (BLR)	0	*1	1	*3	4	*5	6	*7	8	*9	9				
	SILBEREISEN Kristin (GER)	*0	1	*3	3	*4	5	*6	7	*8	9	11				
4	PAVLOVICH Viktoria (BLR)	*0	0	*2	3	*4	5	*6	6	*7	8	*10	10	*11	11	11
	SILBEREISEN Kristin (GER)	0	*2	2	*3	4	*5	6	*8	9	*10	10	*11	11	*12	13
5	PAVLOVICH Viktoria (BLR)	0	*0	2	*4	6	*8	9	*10	11						
	SILBEREISEN Kristin (GER)	*0	2	*2	2	*2	2	*3	4	4						
6	PAVLOVICH Viktoria (BLR)	*0	1	*2	4	*4	6	*8	9	*10	11					
	SILBEREISEN Kristin (GER)	0	*1	2	*2	4	*4	4	*5	6	7					

NOTES

The "Greatest deficit overcome" only applies when the player ends up winning the game.

LEGEND

WS Women's Singles * Server



ExCeL - North Arena 1

ExCeL - North Arena 1

SUN 29 JUL 2012

20:00

Table Tennis

Tennis de table

Women's Singles

Simple femmes

Third Round

3er tour



Match Results

Résultats du match

WANG Yuegu (SIN) 4-0 XIAN Yifang (FRA)

Game Summary		Match	Game 1	Game 2	Game 3	Game 4	Game 5	Game 6	Game 7
WANG Yuegu	SIN	4	11	11	11	11			
XIAN Yifang	FRA	0	9	8	6	4			
Duration:		28 min	6 min	7 min	6 min	5 min			

Match No : WS50 Table : 4

Umpires : TANG Norman (CAN) LO Mun Ho (HKG)

Player Statistics	WANG Yuegu (SIN)								Match	XIAN Yifang (FRA)								Match	
	Game									Match	Game								
	1	2	3	4	5	6	7	1			2	3	4	5	6	7			
Points won	11	11	11	11					44	9	8	6	4					27	
Biggest lead	5	3	5	7					7	1	3	1	1					3	
Points won on own serve	6	4	5	5					20	5	2	3	1					11	
Points lost on own serve	4	6	3	3					16	5	7	6	6					24	
Most consecutive points won	4	3	5	6					6	4	2	3	1					4	
Greatest deficit overcome	1	3	1	1					3	-	-	-	-					-	
Handedness/Grip	Right/Shakehand									Right/Shakehand									

Game/Match Statistics	Game								Match
	1	2	3	4	5	6	7		
Longest rally (strokes)	16	25	28	19					28
Average rally	8	10	10	8					9

Game Progress

1	WANG Yuegu (SIN)	0	*1	3	*3	4	*6	7	*9	10	*10	11
	XIAN Yifang (FRA)	*0	1	*1	3	*4	4	*5	5	*6	8	9
2	WANG Yuegu (SIN)	*0	0	*1	2	*4	5	*6	7	*9	10	11
	XIAN Yifang (FRA)	0	*2	3	*4	4	*5	6	*7	7	*8	8
3	WANG Yuegu (SIN)	0	*1	2	*4	5	*5	7	*9	10	11	
	XIAN Yifang (FRA)	*0	1	*2	2	*3	5	*5	5	*6	6	
4	WANG Yuegu (SIN)	*0	1	*3	4	*5	7	*9	10	11		
	XIAN Yifang (FRA)	0	*1	1	*2	3	*3	3	*4	4		

NOTES

The "Greatest deficit overcome" only applies when the player ends up winning the game.

LEGEND

WS Women's Singles

*

Server



Match Results
Résultats du match

SAMARA Elizabeta (ROU) 4-2 TIE Yana (HKG)

Game Summary		Match	Game 1	Game 2	Game 3	Game 4	Game 5	Game 6	Game 7
SAMARA Elizabeta	ROU	4	11	11	11	6	5	11	
TIE Yana	HKG	2	9	9	8	11	11	8	
Duration:		44 min	5 min	5 min	7 min	5 min	5 min	6 min	

Match No : WS51 Table : 4

Umpires : ROMAN Enrique (PUR) COLOVIC Predrag (MKD)

Player Statistics	SAMARA Elizabeta (ROU)							Match	TIE Yana (HKG)							Match
	Game								Game							
	1	2	3	4	5	6	7		1	2	3	4	5	6	7	
Points won	11	11	11	6	5	11		55	9	9	8	11	11	8		56
Biggest lead	2	4	4	-	2	3		4	3	4	2	6	6	-		6
Points won on own serve	5	5	7	5	3	6		31	4	4	5	8	6	5		32
Points lost on own serve	5	5	3	3	5	3		24	6	6	4	1	2	5		24
Most consecutive points won	3	5	5	2	3	3		5	3	4	3	3	8	2		8
Greatest deficit overcome	3	4	2	-	-	-		4	-	-	-	-	2	-		2
Handedness/Grip	Left/Shakehand								Right/Shakehand							

Game/Match Statistics	Game							Match
	1	2	3	4	5	6	7	
Longest rally (strokes)	9	22	9	10	14	21		22
Average rally	5	6	5	4	5	6		5

Game Progress

1	SAMARA Elizabeta (ROU)	*0	0	*1	3	*4	5	*6	8	*9	9	11
	TIE Yana (HKG)	0	*2	3	*3	4	*5	6	*6	7	*9	9
2	SAMARA Elizabeta (ROU)	0	*0	0	*2	4	*5	7	*9	9	*10	11
	TIE Yana (HKG)	*0	2	*4	4	*4	5	*5	5	*7	8	9
3	SAMARA Elizabeta (ROU)	*0	1	*1	2	*4	6	*7	9	*9	10	11
	TIE Yana (HKG)	0	*1	3	*4	4	*4	5	*5	7	*8	8
4	SAMARA Elizabeta (ROU)	0	*0	1	*1	2	*3	4	*4	6	6	
	TIE Yana (HKG)	*0	2	*3	5	*6	7	*8	10	*10	11	
5	SAMARA Elizabeta (ROU)	*0	1	*2	4	*4	4	*4	4	5		
	TIE Yana (HKG)	0	*1	2	*2	4	*6	8	*10	11		
6	SAMARA Elizabeta (ROU)	0	*1	3	*4	5	*6	7	*7	8	*10	11
	TIE Yana (HKG)	*0	1	*1	2	*3	4	*5	7	*8	8	8

NOTES

The "Greatest deficit overcome" only applies when the player ends up winning the game.

LEGEND

WS Women's Singles * Server



ExCeL - North Arena 1

ExCeL - North Arena 1

SUN 29 JUL 2012

21:00

Table Tennis

Tennis de table

Women's Singles

Simple femmes

Third Round

3er tour



Match Results

Résultats du match

LI Jiao (NED) 4-0 PESOTSKA Margaryta (UKR)

Game Summary		Match	Game 1	Game 2	Game 3	Game 4	Game 5	Game 6	Game 7
LI Jiao	NED	4	11	11	11	11			
PESOTSKA Margaryta	UKR	0	3	9	4	4			
Duration:		28 min	4 min	7 min	5 min	5 min			

Match No : WS52 Table : 1

Umpires : BONGELLI Paola (ITA) le PAPE Gerard (FRA)

Player Statistics	LI Jiao (NED)							Match	PESOTSKA Margaryta (UKR)							Match
	Game								Game							
	1	2	3	4	5	6	7		1	2	3	4	5	6	7	
Points won	11	11	11	11				44	3	9	4	4				20
Biggest lead	8	2	7	7				8	-	2	1	1				2
Points won on own serve	8	9	5	6				28	3	8	1	3				15
Points lost on own serve	0	1	3	1				5	3	2	6	5				16
Most consecutive points won	3	3	7	5				7	1	2	1	1				2
Greatest deficit overcome	-	2	1	1				2	-	-	-	-				-
Handedness/Grip	Left/Penholder								Right/Shakehand							

Game/Match Statistics	Game							Match
	1	2	3	4	5	6	7	
Longest rally (strokes)	8	11	9	9				11
Average rally	4	4	4	4				4

Game Progress

1	LI Jiao (NED)	*0	2	*3	5	*6	8	*9	11			
	PESOTSKA Margaryta (UKR)	0	*0	1	*1	2	*2	3	3			
2	LI Jiao (NED)	0	*0	2	*3	4	*5	7	*7	9	*9	11
	PESOTSKA Margaryta (UKR)	*0	2	*2	3	*4	5	*5	7	*7	9	9
3	LI Jiao (NED)	*0	1	*3	5	*7	8	*9	10	11		
	PESOTSKA Margaryta (UKR)	0	*1	1	*1	1	*2	3	*4	4		
4	LI Jiao (NED)	0	*1	2	*4	6	*7	9	*10	11		
	PESOTSKA Margaryta (UKR)	*0	1	*2	2	*2	3	*3	4	4		

NOTES

The "Greatest deficit overcome" only applies when the player ends up winning the game.

LEGEND

WS Women's Singles

*

Server



Match Results
Résultats du match

PARK Miyoung (KOR) 4-1 POTA Georgina (HUN)

Game Summary		Match	Game 1	Game 2	Game 3	Game 4	Game 5	Game 6	Game 7
PARK Miyoung	KOR	4	3	11	11	11	11		
POTA Georgina	HUN	1	11	8	8	6	9		
Duration:		41 min	5 min	6 min	7 min	7 min	7 min		

Match No : WS53 Table : 3

Umpires : RAMOS Rachel (PHI) LANASRI Said (ALG)

Player Statistics	PARK Miyoung (KOR)								Match	POTA Georgina (HUN)								Match
	Game									1	2	3	4	5	6	7		
	1	2	3	4	5	6	7											
Points won	3	11	11	11	11				47	11	8	8	6	9				42
Biggest lead	-	5	5	5	3				5	8	-	1	-	1				8
Points won on own serve	2	6	5	8	7				28	5	5	3	6	6				25
Points lost on own serve	6	3	5	0	3				17	1	5	6	3	4				19
Most consecutive points won	1	3	5	3	3				5	5	3	3	2	2				5
Greatest deficit overcome	-	-	1	-	1				1	-	-	-	-	-				-
Handedness/Grip	Right/Shakehand									Right/Shakehand								

Game/Match Statistics	Game							Match
	1	2	3	4	5	6	7	
Longest rally (strokes)	31	19	26	30	32			32
Average rally	11	6	8	10	11			9

Game Progress

1	PARK Miyoung (KOR)	*0	0	*0	1	*1	1	*2	3			
	POTA Georgina (HUN)	0	*2	4	*5	7	*9	10	11			
2	PARK Miyoung (KOR)	0	*1	3	*4	6	*7	8	*9	9	*10	11
	POTA Georgina (HUN)	*0	1	*1	2	*2	3	*4	5	*7	8	8
3	PARK Miyoung (KOR)	*0	1	*3	5	*6	7	*8	8	*9	10	11
	POTA Georgina (HUN)	0	*1	1	*1	2	*3	4	*6	7	*8	8
4	PARK Miyoung (KOR)	0	*1	3	*3	5	*6	8	*8	10	11	
	POTA Georgina (HUN)	*0	1	*1	3	*3	4	*4	6	*6	6	
5	PARK Miyoung (KOR)	*0	1	*2	4	*4	6	*7	8	*9	10	11
	POTA Georgina (HUN)	0	*1	2	*2	4	*4	5	*6	7	*8	9

NOTES

The "Greatest deficit overcome" only applies when the player ends up winning the game.

LEGEND

WS Women's Singles * Server



Match Results

Résultats du match

LI Xiaoxia (CHN) 4-2 HSING Ariel (USA)

Game Summary		Match	Game 1	Game 2	Game 3	Game 4	Game 5	Game 6	Game 7
LI Xiaoxia	CHN	4	11	9	11	6	11	11	
HSING Ariel	USA	2	4	11	6	11	8	9	
Duration:		50 min	4 min	8 min	5 min	6 min	6 min	8 min	

Match No : WS54 Table : 2

Umpires : PARK In Sook (KOR) STRODE Mick (GBR)

Player Statistics	LI Xiaoxia (CHN)							Match	HSING Ariel (USA)							Match	
	Game								Match	Game							
	1	2	3	4	5	6	7			1	2	3	4	5	6		7
Points won	11	9	11	6	11	11		59	4	11	6	11	8	9		49	
Biggest lead	8	1	6	-	3	2		8	-	2	-	5	1	1		5	
Points won on own serve	5	4	7	5	5	9		35	1	5	4	8	3	8		29	
Points lost on own serve	3	6	2	3	5	1		20	6	5	4	1	6	2		24	
Most consecutive points won	8	3	4	2	3	3		8	2	3	2	2	3	2		3	
Greatest deficit overcome	-	-	-	-	1	1		1	-	1	-	-	-	-		1	
Handedness/Grip	Right/Shakehand								Right/Shakehand								

Game/Match Statistics	Game							Match
	1	2	3	4	5	6	7	
Longest rally (strokes)	11	12	14	13	13	18		18
Average rally	5	6	4	6	5	6		5

Game Progress

1	LI Xiaoxia (CHN)	*0	2	*4	6	*8	9	*10	10	11		
	HSING Ariel (USA)	0	*0	0	*0	0	*1	2	*4	4		
2	LI Xiaoxia (CHN)	0	*0	1	*2	4	*5	5	*7	8	*9	9
	HSING Ariel (USA)	*0	2	*3	4	*4	5	*7	7	*8	9	11
3	LI Xiaoxia (CHN)	*0	2	*4	5	*6	8	*8	9	*10	11	
	HSING Ariel (USA)	0	*0	0	*1	2	*2	4	*5	6	6	
4	LI Xiaoxia (CHN)	0	*0	2	*2	3	*4	5	*5	6	6	
	HSING Ariel (USA)	*0	2	*2	4	*5	6	*7	9	*10	11	
5	LI Xiaoxia (CHN)	*0	1	*2	4	*5	6	*7	7	*9	10	11
	HSING Ariel (USA)	0	*1	2	*2	3	*4	5	*7	7	*8	8
6	LI Xiaoxia (CHN)	0	*1	3	*3	5	*5	7	*7	9	*10	11
	HSING Ariel (USA)	*0	1	*1	3	*3	5	*5	7	*7	8	9

NOTES

The "Greatest deficit overcome" only applies when the player ends up winning the game.

LEGEND

WS Women's Singles * Server



ExCeL - North Arena 1
ExCeL - North Arena 1

MON 30 JUL 2012
15:30

Table Tennis
Tennis de table

Women's Singles
Simple femmes

Fourth Round
4er tour



Match Results

Résultats du match

DING Ning (CHN) 4-1 JIANG Huajun (HKG)

Game Summary		Match	Game 1	Game 2	Game 3	Game 4	Game 5	Game 6	Game 7
DING Ning	CHN	4	12	11	11	9	11		
JIANG Huajun	HKG	1	10	2	5	11	6		
Duration:		36 min	8 min	3 min	5 min	8 min	6 min		

Match No : WS55 Table : 4

Umpires : WEINSTEIN Saul (USA) TANG Norman (CAN)

Player Statistics	DING Ning (CHN)								Match	JIANG Huajun (HKG)								Match	
	Game									Match	Game								
	1	2	3	4	5	6	7	1			2	3	4	5	6	7			
Points won	12	11	11	9	11				54	10	2	5	11	6				34	
Biggest lead	2	9	6	-	7				9	4	-	1	5	-				5	
Points won on own serve	6	5	6	6	7				30	5	1	3	7	4				20	
Points lost on own serve	5	1	2	4	2				14	6	6	5	3	4				24	
Most consecutive points won	5	9	3	5	7				9	4	2	1	5	3				5	
Greatest deficit overcome	4	-	1	-	-				4	-	-	-	-	-				-	
Handedness/Grip	Left/Shakehand									Right/Shakehand									

Game/Match Statistics	Game								Match
	1	2	3	4	5	6	7		
Longest rally (strokes)	11	11	8	11	10				11
Average rally	5	4	5	5	5				5

Game Progress

1	DING Ning (CHN)	*0	0	*0	2	*3	4	*5	7	*9	9	*10	11	12
	JIANG Huajun (HKG)	0	*2	4	*4	5	*6	7	*7	7	*9	10	*10	10
2	DING Ning (CHN)	0	*2	4	*6	8	*9	10	11					
	JIANG Huajun (HKG)	*0	0	*0	0	*0	1	*2	2					
3	DING Ning (CHN)	*0	1	*3	4	*5	7	*8	10	11				
	JIANG Huajun (HKG)	0	*1	1	*2	3	*3	4	*4	5				
4	DING Ning (CHN)	0	*0	0	*1	2	*4	6	*6	8	*8	9		
	JIANG Huajun (HKG)	*0	2	*4	5	*6	6	*6	8	*8	10	11		
5	DING Ning (CHN)	*0	2	*4	6	*7	8	*9	10	*10	11			
	JIANG Huajun (HKG)	0	*0	0	*0	1	*2	3	*4	6	6			

NOTES

The "Greatest deficit overcome" only applies when the player ends up winning the game.

LEGEND

WS Women's Singles * Server



Match Results
Résultats du match

FUKUHARA Ai (JPN) 4-3 LI Jie (NED)

Game Summary		Match	Game 1	Game 2	Game 3	Game 4	Game 5	Game 6	Game 7
FUKUHARA Ai	JPN	4	11	8	8	6	11	11	11
LI Jie	NED	3	4	11	11	11	5	8	8
Duration:		68 min	6 min	9 min	8 min	7 min	6 min	8 min	9 min

Match No : WS56 Table : 2

Umpires : LO Mun Ho (HKG) BONGELLI Paola (ITA)

Player Statistics	FUKUHARA Ai (JPN)								Match	LI Jie (NED)								Match
	Game							Match		Game							Match	
	1	2	3	4	5	6	7			1	2	3	4	5	6	7		
Points won	11	8	8	6	11	11	11	66	4	11	11	11	5	8	8	58		
Biggest lead	7	2	2	1	6	5	4	7	-	3	3	5	-	-	1	5		
Points won on own serve	5	4	2	3	5	7	4	30	2	5	4	5	2	5	3	26		
Points lost on own serve	2	6	7	6	3	3	5	32	6	4	6	3	6	4	7	36		
Most consecutive points won	6	3	2	2	4	4	3	6	2	2	4	6	1	3	2	6		
Greatest deficit overcome	-	-	-	-	-	-	1	1	-	2	2	1	-	-	-	2		
Handedness/Grip	Right/Shakehand									Right/Shakehand								

Game/Match Statistics	Game							Match
	1	2	3	4	5	6	7	
Longest rally (strokes)	26	21	26	26	16	28	43	43
Average rally	7	9	8	9	9	10	10	9

Game Progress

1	FUKUHARA Ai (JPN)	0	*2	3	*4	6	*8	9	*10	11		
	LI Jie (NED)	*0	0	*1	2	*2	2	*3	4	4		
2	FUKUHARA Ai (JPN)	*0	1	*3	3	*4	5	*6	7	*7	8	8
	LI Jie (NED)	0	*1	1	*3	4	*5	6	*7	9	*10	11
3	FUKUHARA Ai (JPN)	0	*2	3	*3	3	*5	6	*7	7	*8	8
	LI Jie (NED)	*0	0	*1	3	*5	5	*6	7	*9	10	11
4	FUKUHARA Ai (JPN)	*0	1	*2	3	*4	4	*4	5	*6	6	6
	LI Jie (NED)	0	*1	2	*3	4	*6	8	*9	10	11	11
5	FUKUHARA Ai (JPN)	0	*1	2	*4	5	*6	8	*10	11	11	11
	LI Jie (NED)	*0	1	*2	2	*3	4	*4	4	5	5	5
6	FUKUHARA Ai (JPN)	*0	2	*3	4	*5	7	*8	9	*9	10	11
	LI Jie (NED)	0	*0	1	*2	3	*3	4	*5	7	*8	8
7	FUKUHARA Ai (JPN)	0	*1	2	*3	4	*6	7	*9	9	*10	11
	LI Jie (NED)	*0	1	*2	3	*4	4	*5	5	*7	8	8

NOTES

The "Greatest deficit overcome" only applies when the player ends up winning the game.

LEGEND

WS Women's Singles * Server



ExCeL - North Arena 1

ExCeL - North Arena 1

MON 30 JUL 2012

15:30

Table Tennis

Tennis de table

Women's Singles

Simple femmes

Fourth Round

4er tour



Match Results

Résultats du match

FENG Tianwei (SIN) 4-2 WU Jiaduo (GER)

Game Summary		Match	Game 1	Game 2	Game 3	Game 4	Game 5	Game 6	Game 7
FENG Tianwei	SIN	4	11	7	11	9	11	11	
WU Jiaduo	GER	2	6	11	5	11	6	6	
Duration:		45 min	5 min	6 min	5 min	8 min	7 min	7 min	

Match No : WS57 Table : 1

Umpires : LARROZA Andres (PAR) WHITAKER Jonathan (GBR)

Player Statistics	FENG Tianwei (SIN)							Match	WU Jiaduo (GER)							Match
	Game								Game							
	1	2	3	4	5	6	7		1	2	3	4	5	6	7	
Points won	11	7	11	9	11	11		60	6	11	5	11	6	6		45
Biggest lead	6	-	6	2	6	5		6	1	6	-	2	-	2		6
Points won on own serve	7	5	4	4	7	7		34	4	8	1	5	4	5		27
Points lost on own serve	2	3	4	6	2	1		18	4	2	7	5	4	4		26
Most consecutive points won	5	3	4	3	4	5		5	2	5	3	3	2	2		5
Greatest deficit overcome	1	-	-	-	-	2		2	-	-	-	2	-	-		2
Handedness/Grip	Right/Shakehand								Right/Shakehand							

Game/Match Statistics	Game							Match
	1	2	3	4	5	6	7	
Longest rally (strokes)	10	16	18	14	14	11		18
Average rally	5	6	5	6	7	6		6

Game Progress

1	FENG Tianwei (SIN)	*0	1	*2	4	*6	7	*8	10	*10	11
	WU Jiaduo (GER)	0	*1	2	*2	2	*3	4	*4	6	6
2	FENG Tianwei (SIN)	0	*0	1	*2	2	*2	4	*5	7	7
	WU Jiaduo (GER)	*0	2	*3	4	*6	8	*8	9	*9	11
3	FENG Tianwei (SIN)	*0	2	*4	5	*7	7	*8	9	11	
	WU Jiaduo (GER)	0	*0	0	*1	1	*3	4	*5	5	
4	FENG Tianwei (SIN)	0	*0	2	*3	4	*6	6	*7	8	*9
	WU Jiaduo (GER)	*0	2	*2	3	*4	4	*6	7	*8	9
5	FENG Tianwei (SIN)	*0	2	*3	3	*5	7	*8	10	*10	11
	WU Jiaduo (GER)	0	*0	1	*3	3	*3	4	*4	6	6
6	FENG Tianwei (SIN)	0	*0	2	*2	4	*5	6	*8	10	11
	WU Jiaduo (GER)	*0	2	*2	4	*4	5	*6	6	*6	6

NOTES

The "Greatest deficit overcome" only applies when the player ends up winning the game.

LEGEND

WS Women's Singles

*

Server



Match Results
Résultats du match

KIM Kyungah (KOR) 4-1 SHEN Yanfei (ESP)

Game Summary		Match	Game 1	Game 2	Game 3	Game 4	Game 5	Game 6	Game 7
KIM Kyungah	KOR	4	11	11	11	9	11		
SHEN Yanfei	ESP	1	8	9	6	11	7		
Duration:		47 min	8 min	8 min	7 min	9 min	9 min		

Match No : WS58 Table : 3

Umpires : MACKEY John (GBR) WU Fei (CHN)

Player Statistics	KIM Kyungah (KOR)							Match	SHEN Yanfei (ESP)							Match
	Game								Game							
	1	2	3	4	5	6	7		1	2	3	4	5	6	7	
Points won	11	11	11	9	11			53	8	9	6	11	7			41
Biggest lead	3	3	5	1	4			5	2	2	-	3	3			3
Points won on own serve	7	7	5	4	6			29	6	6	3	5	5			25
Points lost on own serve	2	3	3	6	2			16	4	4	6	5	5			24
Most consecutive points won	4	3	5	4	5			5	3	2	4	3	3			4
Greatest deficit overcome	2	2	-	-	3			3	-	-	-	1	-			1
Handedness/Grip	Right/Shakehand								Left/Shakehand							

Game/Match Statistics	Game							Match
	1	2	3	4	5	6	7	
Longest rally (strokes)	30	44	44	24	36			44
Average rally	8	9	12	9	11			10

Game Progress

1	KIM Kyungah (KOR)	0	*0	1	*3	5	*5	6	*7	9	*10	11
	SHEN Yanfei (ESP)	*0	2	*3	3	*3	5	*6	7	*7	8	8
2	KIM Kyungah (KOR)	*0	1	*1	3	*4	5	*6	8	*9	10	11
	SHEN Yanfei (ESP)	0	*1	3	*3	4	*5	6	*6	7	*8	9
3	KIM Kyungah (KOR)	0	*1	3	*5	6	*6	6	*8	10	11	
	SHEN Yanfei (ESP)	*0	1	*1	1	*2	4	*6	6	*6	6	
4	KIM Kyungah (KOR)	*0	0	*1	3	*4	4	*5	6	*8	9	9
	SHEN Yanfei (ESP)	0	*2	3	*3	4	*6	7	*8	8	*9	11
5	KIM Kyungah (KOR)	0	*0	2	*2	3	*5	6	*7	9	11	
	SHEN Yanfei (ESP)	*0	2	*2	4	*5	5	*6	7	*7	7	

NOTES

The "Greatest deficit overcome" only applies when the player ends up winning the game.

LEGEND

WS Women's Singles * Server



Match Results

Résultats du match

ISHIKAWA Kasumi (JPN) 4-1 LI Qian (POL)

Game Summary		Match	Game 1	Game 2	Game 3	Game 4	Game 5	Game 6	Game 7
ISHIKAWA Kasumi	JPN	4	11	11	10	14	11		
LI Qian	POL	1	9	5	12	12	6		
Duration:		40 min	7 min	5 min	7 min	10 min	6 min		

Match No : WS59 Table : 4

Umpires : COLOVIC Predrag (MKD) PARK In Sook (KOR)

Player Statistics	ISHIKAWA Kasumi (JPN)							Match	LI Qian (POL)							Match
	Game								Game							
	1	2	3	4	5	6	7		1	2	3	4	5	6	7	
Points won	11	11	10	14	11			57	9	5	12	12	6			44
Biggest lead	2	8	4	2	5			8	3	2	2	1	-			3
Points won on own serve	6	7	6	8	4			31	5	4	7	7	1			24
Points lost on own serve	4	1	5	5	5			20	5	4	4	6	7			26
Most consecutive points won	4	10	5	3	3			10	4	3	4	3	2			4
Greatest deficit overcome	3	2	-	1	-			3	-	-	4	-	-			4
Handedness/Grip	Left/Shakehand								Right/Shakehand							

Game/Match Statistics	Game							Match
	1	2	3	4	5	6	7	
Longest rally (strokes)	9	19	12	14	15			19
Average rally	5	6	5	7	7			6

Game Progress

1	ISHIKAWA Kasumi (JPN)	*0	1	*1	2	*3	4	*6	7	*7	9	11						
	LI Qian (POL)	0	*1	3	*4	5	*6	6	*7	9	*9	9						
2	ISHIKAWA Kasumi (JPN)	0	*0	2	*4	6	*8	10	*10	11								
	LI Qian (POL)	*0	2	*2	2	*2	2	*2	4	5								
3	ISHIKAWA Kasumi (JPN)	*0	1	*3	5	*5	6	*7	8	*9	10	*10	10	10				
	LI Qian (POL)	0	*1	1	*1	3	*4	5	*6	7	*8	10	*11	12				
4	ISHIKAWA Kasumi (JPN)	0	*1	3	*4	4	*5	6	*7	8	*9	10	*10	11	*11	12	*13	14
	LI Qian (POL)	*0	1	*1	2	*4	5	*6	7	*8	9	*10	11	*11	12	*12	12	12
5	ISHIKAWA Kasumi (JPN)	*0	2	*3	3	*5	6	*8	8	*10	11							
	LI Qian (POL)	0	*0	1	*3	3	*4	4	*6	6	6							

NOTES

The "Greatest deficit overcome" only applies when the player ends up winning the game.

LEGEND

WS Women's Singles * Server



Match Results

Résultats du match

WANG Yuegu (SIN) 4-3 PAVLOVICH Viktoria (BLR)

Game Summary		Match	Game 1	Game 2	Game 3	Game 4	Game 5	Game 6	Game 7
WANG Yuegu	SIN	4	11	7	4	12	11	11	11
PAVLOVICH Viktoria	BLR	3	8	11	11	14	7	9	8
Duration:		61 min	7 min	6 min	5 min	10 min	6 min	8 min	9 min

Match No : WS60 Table : 2

Umpires : SORENSEN Allan (DEN) ROMAN Enrique (PUR)

Player Statistics	WANG Yuegu (SIN)								Match	PAVLOVICH Viktoria (BLR)								Match
	Game							Match		Game							Match	
	1	2	3	4	5	6	7			1	2	3	4	5	6	7		
Points won	11	7	4	12	11	11	11	67	8	11	11	14	7	9	8	68		
Biggest lead	4	2	-	2	4	2	3	4	-	4	7	3	1	5	-	7		
Points won on own serve	7	2	3	7	9	7	5	40	5	5	6	8	6	6	3	39		
Points lost on own serve	3	6	5	6	1	3	5	29	4	5	1	5	2	4	6	27		
Most consecutive points won	4	2	2	4	3	6	3	6	3	4	5	3	3	5	2	5		
Greatest deficit overcome	-	-	-	-	1	5	-	5	-	2	-	2	-	-	-	2		
Handedness/Grip	Right/Shakehand									Right/Shakehand								

Game/Match Statistics	Game							Match
	1	2	3	4	5	6	7	
Longest rally (strokes)	25	21	19	28	26	28	26	28
Average rally	9	10	8	10	10	11	13	10

Game Progress

1	WANG Yuegu (SIN)	*0	1	*3	5	*5	6	*6	8	*9	10	11						
	PAVLOVICH Viktoria (BLR)	0	*1	1	*1	3	*4	6	*6	7	*8	8						
2	WANG Yuegu (SIN)	0	*2	3	*4	4	*4	5	*6	6	7							
	PAVLOVICH Viktoria (BLR)	*0	0	*1	2	*4	6	*7	8	*10	11							
3	WANG Yuegu (SIN)	*0	0	*0	1	*2	3	*3	4	4								
	PAVLOVICH Viktoria (BLR)	0	*2	4	*5	6	*7	9	*10	11								
4	WANG Yuegu (SIN)	0	*0	1	*2	4	*5	7	*8	8	*9	10	*11	11	*11	12	*12	12
	PAVLOVICH Viktoria (BLR)	*0	2	*3	4	*4	5	*5	6	*8	9	*10	10	*11	12	*12	13	14
5	WANG Yuegu (SIN)	*0	2	*2	4	*4	5	*6	8	*9	11							
	PAVLOVICH Viktoria (BLR)	0	*0	2	*2	4	*5	6	*6	7	7							
6	WANG Yuegu (SIN)	0	*0	0	*1	2	*3	5	*7	9	*9	11						
	PAVLOVICH Viktoria (BLR)	*0	2	*4	5	*6	7	*7	7	*7	9	9						
7	WANG Yuegu (SIN)	*0	2	*3	4	*5	5	*7	8	*9	10	11						
	PAVLOVICH Viktoria (BLR)	0	*0	1	*2	3	*5	5	*6	7	*8	8						

NOTES

The "Greatest deficit overcome" only applies when the player ends up winning the game.

LEGEND

WS Women's Singles * Server



ExCeL - North Arena 1

ExCeL - North Arena 1

MON 30 JUL 2012

16:30

Table Tennis

Tennis de table

Women's Singles

Simple femmes

Fourth Round

4er tour



Match Results

Résultats du match

LI Jiao (NED) 4-2 SAMARA Elizabeta (ROU)

Game Summary		Match	Game 1	Game 2	Game 3	Game 4	Game 5	Game 6	Game 7
LI Jiao	NED	4	11	8	13	6	11	11	
SAMARA Elizabeta	ROU	2	5	11	11	11	9	7	
Duration:		52 min	6 min	7 min	8 min	6 min	7 min	8 min	

Match No : WS61 Table : 3

Umpires : MOELLER Claudia (GER) ALMENDARIZ Freddy (ECU)

Player Statistics	LI Jiao (NED)							Match	SAMARA Elizabeta (ROU)							Match
	Game								Game							
	1	2	3	4	5	6	7		1	2	3	4	5	6	7	
Points won	11	8	13	6	11	11		60	5	11	11	11	9	7		54
Biggest lead	6	2	2	-	3	4		6	1	3	2	6	2	1		6
Points won on own serve	6	5	10	4	3	8		36	3	7	9	7	2	7		35
Points lost on own serve	2	4	2	4	7	0		19	5	3	3	2	8	3		24
Most consecutive points won	3	3	2	3	4	3		4	1	3	3	6	2	2		6
Greatest deficit overcome	1	-	2	-	2	1		2	-	2	-	-	-	-		2
Handedness/Grip	Left/Penholder								Left/Shakehand							

Game/Match Statistics	Game							Match
	1	2	3	4	5	6	7	
Longest rally (strokes)	9	17	10	11	15	8		17
Average rally	4	5	5	5	5	4		5

Game Progress

1	LI Jiao (NED)	*0	1	*2	4	*5	7	*8	9	11						
	SAMARA Elizabeta (ROU)	0	*1	2	*2	3	*3	4	*5	5						
2	LI Jiao (NED)	0	*1	3	*3	4	*5	6	*6	7	*8	8				
	SAMARA Elizabeta (ROU)	*0	1	*1	3	*4	5	*6	8	*9	10	11				
3	LI Jiao (NED)	*0	1	*1	3	*3	5	*6	7	*8	10	*10	11	*11	12	13
	SAMARA Elizabeta (ROU)	0	*1	3	*3	5	*5	6	*7	8	*8	10	*10	11	*11	11
4	LI Jiao (NED)	0	*0	0	*0	2	*3	5	*6	6	6	6	6	6	6	6
	SAMARA Elizabeta (ROU)	*0	2	*4	6	*6	7	*7	8	*10	11	11	11	11	11	11
5	LI Jiao (NED)	*0	0	*2	3	*4	5	*7	8	*9	9	9	9	9	9	11
	SAMARA Elizabeta (ROU)	0	*2	2	*3	4	*5	5	*6	7	*9	9	9	9	9	9
6	LI Jiao (NED)	0	*1	3	*3	5	*6	8	*8	10	11	11	11	11	11	11
	SAMARA Elizabeta (ROU)	*0	1	*1	3	*3	4	*4	6	*6	7	7	7	7	7	7

NOTES

The "Greatest deficit overcome" only applies when the player ends up winning the game.

LEGEND

WS Women's Singles

*

Server



ExCeL - North Arena 1

ExCeL - North Arena 1

MON 30 JUL 2012

16:30

Table Tennis

Tennis de table

Women's Singles

Simple femmes

Fourth Round

4er tour



Match Results

Résultats du match

LI Xiaoxia (CHN) 4-1 PARK Miyoung (KOR)

Game Summary		Match	Game 1	Game 2	Game 3	Game 4	Game 5	Game 6	Game 7
LI Xiaoxia	CHN	4	6	11	11	11	11		
PARK Miyoung	KOR	1	11	7	6	5	6		
Duration:		44 min	4 min	8 min	8 min	7 min	7 min		

Match No : WS62 Table : 1

Umpires : LANASRI Said (ALG) STRODE Mick (GBR)

Player Statistics	LI Xiaoxia (CHN)								Match	PARK Miyoung (KOR)								Match	
	Game									Match	Game								
	1	2	3	4	5	6	7	1			2	3	4	5	6	7			
Points won	6	11	11	11	11				50	11	7	6	5	6				35	
Biggest lead	-	4	5	6	6				6	6	1	2	-	-				6	
Points won on own serve	5	6	8	6	7				32	7	5	5	3	4				24	
Points lost on own serve	4	2	1	2	2				11	1	5	3	5	4				18	
Most consecutive points won	3	4	4	4	4				4	3	4	3	1	2				4	
Greatest deficit overcome	-	1	2	-	-				2	-	-	-	-	-				-	
Handedness/Grip	Right/Shakehand									Right/Shakehand									

Game/Match Statistics	Game							Match
	1	2	3	4	5	6	7	
Longest rally (strokes)	12	16	20	27	20			27
Average rally	6	9	8	8	10			8

Game Progress

1	LI Xiaoxia (CHN)	*0	1	*1	2	*2	3	*3	5	*6	6
	PARK Miyoung (KOR)	0	*1	3	*4	6	*7	9	*9	10	11
2	LI Xiaoxia (CHN)	0	*1	3	*4	4	*5	7	*7	9	11
	PARK Miyoung (KOR)	*0	1	*1	2	*4	5	*5	7	*7	7
3	LI Xiaoxia (CHN)	*0	1	*1	3	*4	6	*7	9	*10	11
	PARK Miyoung (KOR)	0	*1	3	*3	4	*4	5	*5	6	6
4	LI Xiaoxia (CHN)	0	*1	2	*4	6	*7	9	*10	11	
	PARK Miyoung (KOR)	*0	1	*2	2	*2	3	*3	4	5	
5	LI Xiaoxia (CHN)	*0	2	*3	5	*5	7	*9	9	*10	11
	PARK Miyoung (KOR)	0	*0	1	*1	3	*3	3	*5	6	6

NOTES

The "Greatest deficit overcome" only applies when the player ends up winning the game.

LEGEND

WS Women's Singles

*

Server



Match Results
Résultats du match

DING Ning (CHN) 4-0 FUKUHARA Ai (JPN)

Game Summary		Match	Game 1	Game 2	Game 3	Game 4	Game 5	Game 6	Game 7
DING Ning	CHN	4	15	11	11	11			
FUKUHARA Ai	JPN	0	13	6	6	4			
Duration:		36 min	12 min	6 min	6 min	6 min			

Match No : WS63 Table : 1

Umpires : ROMAN Enrique (PUR) PURCELL Tom (GBR)

Player Statistics	DING Ning (CHN)								Match	FUKUHARA Ai (JPN)								Match
	Game							Match		Game							Match	
	1	2	3	4	5	6	7			1	2	3	4	5	6	7		
Points won	15	11	11	11					48	13	6	6	4					29
Biggest lead	2	5	5	7					7	4	1	1	-					4
Points won on own serve	7	7	5	6					25	5	4	3	2					14
Points lost on own serve	8	2	3	2					15	8	4	6	5					23
Most consecutive points won	4	3	4	5					5	4	1	2	2					4
Greatest deficit overcome	4	1	1	-					4	-	-	-	-					-
Handedness/Grip	Left/Shakehand									Right/Shakehand								

Game/Match Statistics	Game							Match
	1	2	3	4	5	6	7	
Longest rally (strokes)	20	11	8	12				20
Average rally	6	6	4	5				6

Game Progress

1	DING Ning (CHN)	0	*0	0	*2	*2	3	5	*6	6	*8	10	*10	11	*11	12	*13	13	*14
	FUKUHARA Ai (JPN)	*0	2	*4	4	6	*7	*7	8	*10	10	*10	11	*11	12	*12	12	*13	13
		15		13															
2	DING Ning (CHN)	*0	1	*2	4	*5	7	*8	9	*10	11								
	FUKUHARA Ai (JPN)	0	*1	2	*2	3	*3	4	*5	6	6								
3	DING Ning (CHN)	0	*1	2	*4	5	*6	8	*9	10	11								
	FUKUHARA Ai (JPN)	*0	1	*2	2	*3	4	*4	5	*6	6								
4	DING Ning (CHN)	*0	2	*2	3	*5	6	*8	10	11									
	FUKUHARA Ai (JPN)	0	*0	2	*3	3	*4	4	*4	4									

NOTES

The "Greatest deficit overcome" only applies when the player ends up winning the game.

LEGEND

WS Women's Singles * Server



Match Results

Résultats du match

FENG Tianwei (SIN) 4-2 KIM Kyungah (KOR)

Game Summary		Match	Game 1	Game 2	Game 3	Game 4	Game 5	Game 6	Game 7
FENG Tianwei	SIN	4	13	11	4	11	10	12	
KIM Kyungah	KOR	2	11	7	11	6	12	10	
Duration:		67 min	12 min	8 min	6 min	9 min	11 min	12 min	

Match No : WS64 Table : 1

Umpires : WEINSTEIN Saul (USA) RAMOS Rachel (PHI)

Player Statistics	FENG Tianwei (SIN)							Match	KIM Kyungah (KOR)							Match
	Game								Game							
	1	2	3	4	5	6	7		1	2	3	4	5	6	7	
Points won	13	11	4	11	10	12		61	11	7	11	6	12	10		57
Biggest lead	2	4	2	5	3	2		5	5	4	8	-	4	3		8
Points won on own serve	4	4	4	6	6	6		30	3	3	7	4	7	5		29
Points lost on own serve	8	4	4	2	5	5		28	9	7	0	5	4	6		31
Most consecutive points won	5	5	2	5	6	3		6	3	4	10	5	4	4		10
Greatest deficit overcome	5	4	-	-	-	3		5	-	-	2	-	3	-		3
Handedness/Grip	Right/Shakehand								Right/Shakehand							

Game/Match Statistics	Game							Match
	1	2	3	4	5	6	7	
Longest rally (strokes)	28	32	20	37	53	44		53
Average rally	10	12	11	11	14	18		13

Game Progress

1	FENG Tianwei (SIN)	*0	0	*2	2	*3	3	*4	5	*7	9	*10	10	*11	12	13
	KIM Kyungah (KOR)	0	*2	2	*4	5	*7	8	*9	9	*9	10	*11	11	*11	11
2	FENG Tianwei (SIN)	0	*1	1	*2	2	*4	6	*7	9	11					
	KIM Kyungah (KOR)	*0	1	*3	4	*6	6	*6	7	*7	7					
3	FENG Tianwei (SIN)	*0	2	*2	2	*2	2	*2	4	4						
	KIM Kyungah (KOR)	0	*0	2	*4	6	*8	10	*10	11						
4	FENG Tianwei (SIN)	0	*2	4	*5	5	*5	7	*8	10	11					
	KIM Kyungah (KOR)	*0	0	*0	1	*3	5	*5	6	*6	6					
5	FENG Tianwei (SIN)	*0	0	*0	2	*4	6	*7	8	*8	9	*10	10	10		
	KIM Kyungah (KOR)	0	*2	4	*4	4	*4	5	*6	8	*9	10	*11	12		
6	FENG Tianwei (SIN)	0	*1	3	*3	3	*4	5	*6	7	*9	10	*11	12		
	KIM Kyungah (KOR)	*0	1	*1	3	*5	6	*7	8	*9	9	*10	10	10		

NOTES

The "Greatest deficit overcome" only applies when the player ends up winning the game.

LEGEND

WS Women's Singles * Server



ExCeL - North Arena 1
ExCeL - North Arena 1

TUE 31 JUL 2012
11:00

Table Tennis
Tennis de table

Women's Singles
Simple femmes

Quarterfinals
Quarts de finale



Match Results

Résultats du match

ISHIKAWA Kasumi (JPN) 4-1 WANG Yuegu (SIN)

Game Summary		Match	Game 1	Game 2	Game 3	Game 4	Game 5	Game 6	Game 7
ISHIKAWA Kasumi	JPN	4	8	11	11	11	11		
WANG Yuegu	SIN	1	11	5	4	8	4		
Duration:		32 min	5 min	7 min	5 min	5 min	4 min		

Match No : WS65 Table : 1

Umpires : WU Fei (CHN) MOELLER Claudia (GER)

Player Statistics	ISHIKAWA Kasumi (JPN)								Match	WANG Yuegu (SIN)								Match	
	Game									Match	Game								
	1	2	3	4	5	6	7	1			2	3	4	5	6	7			
Points won	8	11	11	11	11				52	11	5	4	8	4				32	
Biggest lead	1	6	7	4	7				7	6	-	-	2	-				6	
Points won on own serve	6	5	6	5	6				28	7	2	2	4	2				17	
Points lost on own serve	4	3	2	4	2				15	2	6	5	6	5				24	
Most consecutive points won	3	4	5	4	4				5	5	1	2	2	1				5	
Greatest deficit overcome	-	-	-	2	-				2	1	-	-	-	-				1	
Handedness/Grip	Left/Shakehand									Right/Shakehand									

Game/Match Statistics	Game							Match
	1	2	3	4	5	6	7	
Longest rally (strokes)	9	8	13	10	14			14
Average rally	4	4	6	5	5			5

Game Progress

1	ISHIKAWA Kasumi (JPN)	*0	1	*1	1	*2	3	*3	5	*6	8	8
	WANG Yuegu (SIN)	0	*1	3	*5	6	*7	9	*9	10	*10	11
2	ISHIKAWA Kasumi (JPN)	0	*2	3	*4	6	*8	9	*10	11		
	WANG Yuegu (SIN)	*0	0	*1	2	*2	2	*3	4	5		
3	ISHIKAWA Kasumi (JPN)	*0	1	*3	5	*6	7	*8	10	11		
	WANG Yuegu (SIN)	0	*1	1	*1	2	*3	4	*4	4		
4	ISHIKAWA Kasumi (JPN)	0	*1	1	*2	3	*5	6	*8	10	*10	11
	WANG Yuegu (SIN)	*0	1	*3	4	*5	5	*6	6	*6	8	8
5	ISHIKAWA Kasumi (JPN)	*0	2	*3	4	*6	7	*8	10	11		
	WANG Yuegu (SIN)	0	*0	1	*2	2	*3	4	*4	4		

NOTES

The "Greatest deficit overcome" only applies when the player ends up winning the game.

LEGEND

WS Women's Singles * Server



ExCeL - North Arena 1

ExCeL - North Arena 1

TUE 31 JUL 2012

13:00

Table Tennis

Tennis de table

Women's Singles

Simple femmes

Quarterfinals

Quarts de finale



Match Results

Résultats du match

LI Xiaoxia (CHN) 4-0 LI Jiao (NED)

Game Summary		Match	Game 1	Game 2	Game 3	Game 4	Game 5	Game 6	Game 7
LI Xiaoxia	CHN	4	11	11	11	11			
LI Jiao	NED	0	5	9	9	7			
Duration:		39 min	7 min	9 min	9 min	7 min			

Match No : WS66 Table : 1

Umpires : LARROZA Andres (PAR) SCARR Val (NZL)

Player Statistics	LI Xiaoxia (CHN)								Match	LI Jiao (NED)								Match	
	Game									Match	Game								
	1	2	3	4	5	6	7	1			2	3	4	5	6	7			
Points won	11	11	11	11					44	5	9	9	7					30	
Biggest lead	6	2	2	4					6	-	1	3	5					5	
Points won on own serve	6	6	7	4					23	3	5	6	3					17	
Points lost on own serve	2	4	3	4					13	5	5	4	7					21	
Most consecutive points won	4	2	3	7					7	2	3	4	6					6	
Greatest deficit overcome	-	1	3	5					5	-	-	-	-					-	
Handedness/Grip	Right/Shakehand									Left/Penholder									

Game/Match Statistics	Game								Match
	1	2	3	4	5	6	7		
Longest rally (strokes)	12	7	14	7					14
Average rally	6	4	5	4					5

Game Progress

1	LI Xiaoxia (CHN)	*0	2	*3	5	*6	7	*8	9	11		
	LI Jiao (NED)	0	*0	1	*1	2	*3	4	*5	5		
2	LI Xiaoxia (CHN)	0	*2	3	*3	4	*5	7	*8	8	*9	11
	LI Jiao (NED)	*0	0	*1	3	*4	5	*5	6	*8	9	9
3	LI Xiaoxia (CHN)	*0	1	*1	2	*3	5	*6	7	*8	10	11
	LI Jiao (NED)	0	*1	3	*4	5	*5	6	*7	8	*8	9
4	LI Xiaoxia (CHN)	0	*1	1	*1	2	*4	5	*7	9	11	
	LI Jiao (NED)	*0	1	*3	5	*6	6	*7	7	*7	7	

NOTES

The "Greatest deficit overcome" only applies when the player ends up winning the game.

LEGEND

WS Women's Singles

*

Server



Match Results
Résultats du match

DING Ning (CHN) 4-2 FENG Tianwei (SIN)

Game Summary		Match	Game 1	Game 2	Game 3	Game 4	Game 5	Game 6	Game 7
DING Ning	CHN	4	11	11	9	12	6	11	
FENG Tianwei	SIN	2	7	4	11	10	11	6	
Duration:		55 min	6 min	4 min	6 min	7 min	8 min	6 min	

Match No : WS67 Table : 1

Umpires : LENTZ Genevieve (RSA) COLOVIC Predrag (MKD)

Player Statistics	DING Ning (CHN)							Match	FENG Tianwei (SIN)							Match
	Game								Game							
	1	2	3	4	5	6	7		1	2	3	4	5	6	7	
Points won	11	11	9	12	6	11		60	7	4	11	10	11	6		49
Biggest lead	5	7	-	2	-	7		7	2	-	4	3	5	-		5
Points won on own serve	5	5	3	6	4	7		30	4	1	4	5	7	4		25
Points lost on own serve	3	3	7	5	4	2		24	6	6	6	6	2	4		30
Most consecutive points won	6	4	2	2	2	6		6	3	1	4	2	3	3		4
Greatest deficit overcome	2	-	-	3	-	-		3	-	-	-	-	-	-		-
Handedness/Grip	Left/Shakehand								Right/Shakehand							

Game/Match Statistics	Game							Match
	1	2	3	4	5	6	7	
Longest rally (strokes)	17	12	17	16	43	28		43
Average rally	7	7	7	6	9	8		7

Game Progress

1	DING Ning (CHN)	0	*0	2	*4	4	*5	7	*9	10	11			
	FENG Tianwei (SIN)	*0	2	*2	2	*4	5	*5	5	*6	7			
2	DING Ning (CHN)	*0	2	*4	5	*7	8	*9	10	11				
	FENG Tianwei (SIN)	0	*0	0	*1	1	*2	3	*4	4				
3	DING Ning (CHN)	0	*1	1	*1	3	*4	5	*7	7	*9	9		
	FENG Tianwei (SIN)	*0	1	*3	5	*5	6	*7	7	*9	9	11		
4	DING Ning (CHN)	*0	1	*2	2	*3	4	*5	7	*8	9	*10	11	12
	FENG Tianwei (SIN)	0	*1	2	*4	5	*6	7	*7	8	*9	10	*10	10
5	DING Ning (CHN)	0	*0	1	*2	3	*3	4	*5	6	6			
	FENG Tianwei (SIN)	*0	2	*3	4	*5	7	*8	9	*10	11			
6	DING Ning (CHN)	*0	2	*3	4	*5	7	*9	10	*10	11			
	FENG Tianwei (SIN)	0	*0	1	*2	3	*3	3	*4	6	6			

NOTES

The "Greatest deficit overcome" only applies when the player ends up winning the game.

LEGEND

WS Women's Singles * Server



ExCeL - North Arena 1

ExCeL - North Arena 1

TUE 31 JUL 2012

17:00

Table Tennis

Tennis de table

Women's Singles

Simple femmes

Semifinals

Demi-finales



Match Results

Résultats du match

LI Xiaoxia (CHN) 4-1 ISHIKAWA Kasumi (JPN)

Game Summary		Match	Game 1	Game 2	Game 3	Game 4	Game 5	Game 6	Game 7
LI Xiaoxia	CHN	4	11	11	11	11	11		
ISHIKAWA Kasumi	JPN	1	5	4	13	6	7		
Duration:		43 min	6 min	6 min	11 min	7 min	8 min		

Match No : WS68 Table : 1

Umpires : MEZEK Gregor (SLO) WHITAKER Jonathan (GBR)

Player Statistics	LI Xiaoxia (CHN)								Match	ISHIKAWA Kasumi (JPN)								Match	
	Game									Match	Game								
	1	2	3	4	5	6	7	1			2	3	4	5	6	7			
Points won	11	11	11	11	11				55	5	4	13	6	7				35	
Biggest lead	6	7	2	5	4				7	-	2	2	2	1				2	
Points won on own serve	6	6	10	6	7				35	3	3	11	4	4				25	
Points lost on own serve	2	1	2	2	3				10	5	5	1	5	4				20	
Most consecutive points won	5	7	2	6	5				7	2	2	3	2	2				3	
Greatest deficit overcome	-	2	-	2	1				2	-	-	2	-	-				2	
Handedness/Grip	Right/Shakehand									Left/Shakehand									

Game/Match Statistics	Game							Match
	1	2	3	4	5	6	7	
Longest rally (strokes)	14	19	18	12	18			19
Average rally	6	6	7	6	6			6

Game Progress

1	LI Xiaoxia (CHN)	*0	1	*3	4	*4	6	*7	9	11								
	ISHIKAWA Kasumi (JPN)	0	*1	1	*2	4	*4	5	*5	5								
2	LI Xiaoxia (CHN)	0	*0	2	*3	4	*6	8	*10	11								
	ISHIKAWA Kasumi (JPN)	*0	2	*2	3	*4	4	*4	4	4								
3	LI Xiaoxia (CHN)	*0	2	*2	4	*5	6	*6	8	*8	10	*10	11	*11	11	11	11	11
	ISHIKAWA Kasumi (JPN)	0	*0	2	*2	3	*4	6	*6	8	*8	10	*10	11	*12	13	13	13
4	LI Xiaoxia (CHN)	0	*0	2	*3	4	*5	6	*8	10	11							
	ISHIKAWA Kasumi (JPN)	*0	2	*2	3	*4	5	*6	6	*6	6							
5	LI Xiaoxia (CHN)	*0	1	*3	5	*5	6	*7	8	*9	11							
	ISHIKAWA Kasumi (JPN)	0	*1	1	*1	3	*4	5	*6	7	7							

NOTES

The "Greatest deficit overcome" only applies when the player ends up winning the game.

LEGEND

WS Women's Singles

*

Server



ExCeL - North Arena 1

ExCeL - North Arena 1

WED 1 AUG 2012

14:30

Table Tennis

Tennis de table

Women's Singles

Simple femmes

Bronze Medal Match

Match pour la médaille de bronze



Match Results

Résultats du match

FENG Tianwei (SIN) 4-0 ISHIKAWA Kasumi (JPN)

Game Summary		Match	Game 1	Game 2	Game 3	Game 4	Game 5	Game 6	Game 7
FENG Tianwei	SIN	4	11	11	11	11			
ISHIKAWA Kasumi	JPN	0	9	6	6	5			
Duration:		29 min	7 min	6 min	7 min	6 min			

Match No : WS69 Table : 1

Umpires : SORENSEN Allan (DEN) LO Mun Ho (HKG)

Player Statistics	FENG Tianwei (SIN)								Match	ISHIKAWA Kasumi (JPN)								Match	
	Game									Match	Game								
	1	2	3	4	5	6	7	1			2	3	4	5	6	7			
Points won	11	11	11	11					44	9	6	6	5					26	
Biggest lead	2	5	5	7					7	1	-	-	-					1	
Points won on own serve	5	6	5	6					22	4	3	3	3					13	
Points lost on own serve	5	3	3	2					13	6	5	6	5					22	
Most consecutive points won	3	3	3	7					7	2	3	2	2					3	
Greatest deficit overcome	1	-	-	-					1	-	-	-	-					-	
Handedness/Grip	Right/Shakehand									Left/Shakehand									

Game/Match Statistics	Game								Match
	1	2	3	4	5	6	7		
Longest rally (strokes)	17	12	18	11					18
Average rally	6	4	7	5					5

Game Progress

1	FENG Tianwei (SIN)	0	*1	2	*4	4	*5	6	*7	8	*9	11
	ISHIKAWA Kasumi (JPN)	*0	1	*2	2	*4	5	*6	7	*8	9	9
2	FENG Tianwei (SIN)	*0	1	*2	4	*5	7	*8	8	*10	11	
	ISHIKAWA Kasumi (JPN)	0	*1	2	*2	3	*3	4	*6	6	6	
3	FENG Tianwei (SIN)	0	*2	3	*4	6	*7	8	*9	10	11	
	ISHIKAWA Kasumi (JPN)	*0	0	*1	2	*2	3	*4	5	*6	6	
4	FENG Tianwei (SIN)	*0	2	*4	6	*7	8	*9	10	11		
	ISHIKAWA Kasumi (JPN)	0	*0	0	*0	1	*2	3	*4	5		

NOTES

The "Greatest deficit overcome" only applies when the player ends up winning the game.

LEGEND

WS Women's Singles

*

Server



Match Results
Résultats du match

LI Xiaoxia (CHN) 4-1 DING Ning (CHN)

Game Summary		Match	Game 1	Game 2	Game 3	Game 4	Game 5	Game 6	Game 7
LI Xiaoxia	CHN	4	11	14	8	11	11		
DING Ning	CHN	1	8	12	11	6	4		
Duration:		51 min	8 min	13 min	10 min	7 min	7 min		

Match No : WS70 Table : 1

Umpires : BONGELLI Paola (ITA) PARK In Sook (KOR)

Player Statistics	LI Xiaoxia (CHN)								Match	DING Ning (CHN)								Match	
	Game									Match	Game								
	1	2	3	4	5	6	7	1			2	3	4	5	6	7			
Points won	11	14	8	11	11				55	8	12	11	6	4				41	
Biggest lead	4	5	1	7	7				7	1	2	3	-	-				3	
Points won on own serve	6	7	5	4	6				28	4	6	6	2	2				20	
Points lost on own serve	4	6	5	4	2				21	5	7	3	7	5				27	
Most consecutive points won	4	6	3	4	4				6	2	6	4	3	1				6	
Greatest deficit overcome	1	2	-	-	-				2	-	-	1	-	-				1	
Handedness/Grip	Right/Shakehand									Left/Shakehand									

Game/Match Statistics	Game							Match
	1	2	3	4	5	6	7	
Longest rally (strokes)	12	17	25	15	17			25
Average rally	6	7	8	5	8			7

Game Progress

1	LI Xiaoxia (CHN)	*0	1	*2	4	*6	7	*7	8	*9	10	11	DING Ning (CHN)	0	*1	2	*2	2	*3	5	*6	7	*8	8												
2	LI Xiaoxia (CHN)	0	*1	1	*3	4	*5	7	*9	10	*10	10	*10	11	*11	12	*13	14	DING Ning (CHN)	*0	1	*3	3	*4	5	*5	5	*6	8	*10	11	*11	12	*12	12	12
3	LI Xiaoxia (CHN)	*0	1	*2	3	*3	5	*6	6	*7	8	8	DING Ning (CHN)	0	*1	2	*3	5	*5	6	*8	9	*10	11												
4	LI Xiaoxia (CHN)	0	*1	3	*5	6	*8	9	*10	10	11	DING Ning (CHN)	*0	1	*1	1	*2	2	*3	4	*6	6														
5	LI Xiaoxia (CHN)	*0	1	*3	4	*5	7	*8	10	11	DING Ning (CHN)	0	*1	1	*2	3	*3	4	*4	4																

NOTES

The "Greatest deficit overcome" only applies when the player ends up winning the game.

LEGEND

WS Women's Singles * Server



Table Tennis
Tennis de table

Women's Singles
Simple femmes



Player Statistics

Statistiques du joueur

As of WED 1 AUG 2012

Players	NOC	Matches				Games				Match Duration	
		Played	Won	Lost	%Won	Played	Won	Lost	%Won	All	Average
BILENKO Tetyana Right/Shakehand	UKR	2	1	1	50%	12	7	5	58%	1h31min	46min
		Points Won				Points Lost					
		Total	Own Serve:	56	Most Consecutive:	5	Total	Own Serve:	47	Most Consecutive:	8
		106	Opp. Serve:	50	GDO:	1	96	Opp. Serve:	49	GLL:	4
CHEN Szu-Yu Right/Shakehand	TPE	2	1	1	50%	12	5	7	42%	1h29min	45min
		Points Won				Points Lost					
		Total	Own Serve:	63	Most Consecutive:	7	Total	Own Serve:	57	Most Consecutive:	6
		117	Opp. Serve:	54	GDO:	2	124	Opp. Serve:	67	GLL:	4
DAS Ankita Right/Shakehand	IND	1	0	1	0%	5	1	4	20%	35min	35min
		Points Won				Points Lost					
		Total	Own Serve:	16	Most Consecutive:	5	Total	Own Serve:	29	Most Consecutive:	9
		37	Opp. Serve:	21	GDO:	0	52	Opp. Serve:	23	GLL:	3
DING Ning Left/Shakehand	CHN	5	4	1	80%	24	17	7	71%	3h25min	41min
		Points Won				Points Lost					
		Total	Own Serve:	128	Most Consecutive:	9	Total	Own Serve:	91	Most Consecutive:	6
		247	Opp. Serve:	119	GDO:	4	189	Opp. Serve:	98	GLL:	2
DODEAN Daniela Right/Shakehand	ROU	2	1	1	50%	11	4	7	36%	1h23min	42min
		Points Won				Points Lost					
		Total	Own Serve:	42	Most Consecutive:	6	Total	Own Serve:	48	Most Consecutive:	6
		86	Opp. Serve:	44	GDO:	1	98	Opp. Serve:	50	GLL:	3
EDEM Offiong Right/Shakehand	NGR	1	0	1	0%	6	2	4	33%	33min	33min
		Points Won				Points Lost					
		Total	Own Serve:	22	Most Consecutive:	6	Total	Own Serve:	26	Most Consecutive:	6
		44	Opp. Serve:	22	GDO:	4	56	Opp. Serve:	30	GLL:	3
ELDAWLATLY Nadeen Right/Shakehand	EGY	1	0	1	0%	4	0	4	0%	23min	23min
		Points Won				Points Lost					
		Total	Own Serve:	14	Most Consecutive:	4	Total	Own Serve:	24	Most Consecutive:	5
		31	Opp. Serve:	17	GDO:	0	44	Opp. Serve:	20	GLL:	5
FENG Tianwei Right/Shakehand	SIN	5	4	1	80%	27	18	9	67%	3h55min	47min
		Points Won				Points Lost					
		Total	Own Serve:	144	Most Consecutive:	7	Total	Own Serve:	106	Most Consecutive:	10
		270	Opp. Serve:	126	GDO:	5	231	Opp. Serve:	125	GLL:	3
FUKUHARA Ai Right/Shakehand	JPN	3	2	1	67%	15	8	7	53%	2h10min	43min
		Points Won				Points Lost					
		Total	Own Serve:	67	Most Consecutive:	7	Total	Own Serve:	67	Most Consecutive:	6
		139	Opp. Serve:	72	GDO:	3	133	Opp. Serve:	66	GLL:	4
HADACOVA Dana Right/Shakehand	CZE	1	0	1	0%	6	2	4	33%	47min	47min
		Points Won				Points Lost					
		Total	Own Serve:	29	Most Consecutive:	4	Total	Own Serve:	26	Most Consecutive:	7
		53	Opp. Serve:	24	GDO:	3	57	Opp. Serve:	31	GLL:	3

LEGEND
GDO Greatest deficit overcome **GLL** Greatest lead lost **Opp.** Opponent's



Table Tennis
Tennis de table

Women's Singles
Simple femmes



Player Statistics

Statistiques du joueur

As of WED 1 AUG 2012

Players	NOC	Matches				Games				Match Duration	
		Played	Won	Lost	%Won	Played	Won	Lost	%Won	All	Average
HAN Xing Right/Shakehand	CGO	1	0	1	0%	6	2	4	33%	41min	41min
		Points Won				Points Lost					
		Total	Own Serve: 24		Most Consecutive: 7		Total	Own Serve: 30		Most Consecutive: 10	
		47	Opp. Serve: 23		GDO: 1		59	Opp. Serve: 29		GLL: 7	
HANFFOU Sarah Right/Shakehand	CMR	2	1	1	50%	9	5	4	56%	50min	25min
		Points Won				Points Lost					
		Total	Own Serve: 44		Most Consecutive: 8		Total	Own Serve: 30		Most Consecutive: 7	
		78	Opp. Serve: 34		GDO: 2		70	Opp. Serve: 40		GLL: 1	
HASSAN FARAH Yasmin Right/Shakehand	DJI	1	0	1	0%	4	0	4	0%	14min	14min
		Points Won				Points Lost					
		Total	Own Serve: 4		Most Consecutive: 3		Total	Own Serve: 22		Most Consecutive: 11	
		8	Opp. Serve: 4		GDO: 0		44	Opp. Serve: 22		GLL: 1	
HSING Ariel Right/Shakehand	USA	3	2	1	67%	16	10	6	63%	1h59min	40min
		Points Won				Points Lost					
		Total	Own Serve: 84		Most Consecutive: 5		Total	Own Serve: 64		Most Consecutive: 8	
		158	Opp. Serve: 74		GDO: 4		141	Opp. Serve: 77		GLL: 3	
HU Melek Right/Shakehand	TUR	1	0	1	0%	7	3	4	43%	1h1min	1h1min
		Points Won				Points Lost					
		Total	Own Serve: 39		Most Consecutive: 5		Total	Own Serve: 35		Most Consecutive: 5	
		72	Opp. Serve: 33		GDO: 4		78	Opp. Serve: 43		GLL: 4	
HUANG Yi-Hua Right/Shakehand	TPE	2	1	1	50%	8	4	4	50%	57min	29min
		Points Won				Points Lost					
		Total	Own Serve: 33		Most Consecutive: 4		Total	Own Serve: 35		Most Consecutive: 7	
		68	Opp. Serve: 35		GDO: 2		71	Opp. Serve: 36		GLL: 1	
HUANG MENDES Lei Right/Penholder	POR	1	0	1	0%	7	3	4	43%	1h1min	1h1min
		Points Won				Points Lost					
		Total	Own Serve: 38		Most Consecutive: 7		Total	Own Serve: 25		Most Consecutive: 9	
		62	Opp. Serve: 24		GDO: 3		64	Opp. Serve: 39		GLL: 2	
ISHIKAWA Kasumi Left/Shakehand	JPN	5	3	2	60%	25	13	12	52%	3h9min	38min
		Points Won				Points Lost					
		Total	Own Serve: 130		Most Consecutive: 10		Total	Own Serve: 105		Most Consecutive: 7	
		236	Opp. Serve: 106		GDO: 3		230	Opp. Serve: 125		GLL: 4	
JIANG Huajun Right/Shakehand	HKG	2	1	1	50%	11	5	6	45%	1h23min	42min
		Points Won				Points Lost					
		Total	Own Serve: 53		Most Consecutive: 5		Total	Own Serve: 45		Most Consecutive: 9	
		90	Opp. Serve: 37		GDO: 4		104	Opp. Serve: 59		GLL: 4	
KIM Jong Left/Shakehand	PRK	2	1	1	50%	11	6	5	55%	1h22min	41min
		Points Won				Points Lost					
		Total	Own Serve: 58		Most Consecutive: 5		Total	Own Serve: 39		Most Consecutive: 5	
		103	Opp. Serve: 45		GDO: 5		94	Opp. Serve: 55		GLL: 4	

LEGEND
GDO Greatest deficit overcome **GLL** Greatest lead lost **Opp.** Opponent's



Table Tennis
Tennis de table

Women's Singles
Simple femmes



Player Statistics

Statistiques du joueur

As of WED 1 AUG 2012

Players	NOC	Matches				Games				Match Duration	
		Played	Won	Lost	%Won	Played	Won	Lost	%Won	All	Average
KIM Kyungah Right/Shakehand	KOR	3	2	1	67%	16	10	6	63%	2h36min	52min
		Points Won				Points Lost					
		Total	Own Serve:	88	Most Consecutive:	10	Total	Own Serve:	60	Most Consecutive:	7
		160	Opp. Serve:	72	GDO:	3	139	Opp. Serve:	79	GLL:	5
KOMWONG Nanthana Right/Shakehand	THA	2	1	1	50%	12	5	7	42%	1h36min	48min
		Points Won				Points Lost					
		Total	Own Serve:	54	Most Consecutive:	9	Total	Own Serve:	55	Most Consecutive:	7
		97	Opp. Serve:	43	GDO:	4	120	Opp. Serve:	65	GLL:	3
KUMAHARA Caroline Right/Shakehand	BRA	2	1	1	50%	8	4	4	50%	41min	21min
		Points Won				Points Lost					
		Total	Own Serve:	34	Most Consecutive:	11	Total	Own Serve:	26	Most Consecutive:	6
		70	Opp. Serve:	36	GDO:	1	52	Opp. Serve:	26	GLL:	4
LAY Jian Fang Right/Penholder	AUS	2	1	1	50%	12	7	5	58%	1h29min	45min
		Points Won				Points Lost					
		Total	Own Serve:	53	Most Consecutive:	10	Total	Own Serve:	51	Most Consecutive:	8
		112	Opp. Serve:	59	GDO:	5	95	Opp. Serve:	44	GLL:	6
LI Jiao Left/Penholder	NED	3	2	1	67%	14	8	6	57%	1h59min	40min
		Points Won				Points Lost					
		Total	Own Serve:	81	Most Consecutive:	7	Total	Own Serve:	45	Most Consecutive:	7
		134	Opp. Serve:	53	GDO:	2	118	Opp. Serve:	73	GLL:	5
LI Jie Right/Shakehand	NED	2	1	1	50%	13	7	6	54%	2h18min	1h9min
		Points Won				Points Lost					
		Total	Own Serve:	54	Most Consecutive:	6	Total	Own Serve:	70	Most Consecutive:	6
		125	Opp. Serve:	71	GDO:	4	128	Opp. Serve:	58	GLL:	2
LI Qian Right/Shakehand	POL	2	1	1	50%	9	5	4	56%	1h10min	35min
		Points Won				Points Lost					
		Total	Own Serve:	49	Most Consecutive:	7	Total	Own Serve:	35	Most Consecutive:	10
		88	Opp. Serve:	39	GDO:	4	81	Opp. Serve:	46	GLL:	3
LI Qiangbing Right/Shakehand	AUT	2	1	1	50%	11	6	5	55%	1h18min	39min
		Points Won				Points Lost					
		Total	Own Serve:	57	Most Consecutive:	5	Total	Own Serve:	49	Most Consecutive:	5
		108	Opp. Serve:	51	GDO:	4	106	Opp. Serve:	57	GLL:	3
LI Xiaoxia Right/Shakehand	CHN	5	5	0	100%	25	20	5	80%	3h47min	45min
		Points Won				Points Lost					
		Total	Own Serve:	153	Most Consecutive:	8	Total	Own Serve:	75	Most Consecutive:	6
		263	Opp. Serve:	110	GDO:	5	190	Opp. Serve:	115	GLL:	2
LI Xue Right/Shakehand	FRA	2	1	1	50%	11	4	7	36%	1h34min	47min
		Points Won				Points Lost					
		Total	Own Serve:	44	Most Consecutive:	8	Total	Own Serve:	53	Most Consecutive:	6
		89	Opp. Serve:	45	GDO:	6	104	Opp. Serve:	51	GLL:	5

LEGEND
GDO Greatest deficit overcome **GLL** Greatest lead lost **Opp.** Opponent's



Player Statistics

Statistiques du joueur

As of WED 1 AUG 2012

Players	NOC	Matches				Games				Match Duration	
		Played	Won	Lost	%Won	Played	Won	Lost	%Won	All	Average
LIU Jia Left/Shakehand	AUT	2	1	1	50%	11	5	6	45%	1h29min	45min
		Points Won				Points Lost					
		Total	Own Serve: 56		Most Consecutive: 7		Total	Own Serve: 42		Most Consecutive: 6	
		97	Opp. Serve: 41		GDO: 3		99	Opp. Serve: 57		GLL: 2	
LULU Anolyn Right/Shakehand	VAN	1	0	1	0%	4	0	4	0%	18min	18min
		Points Won				Points Lost					
		Total	Own Serve: 11		Most Consecutive: 2		Total	Own Serve: 17		Most Consecutive: 7	
		18	Opp. Serve: 7		GDO: 0		43	Opp. Serve: 26		GLL: 1	
MEDINA Paula Right/Shakehand	COL	1	0	1	0%	5	1	4	20%	35min	35min
		Points Won				Points Lost					
		Total	Own Serve: 18		Most Consecutive: 8		Total	Own Serve: 23		Most Consecutive: 5	
		32	Opp. Serve: 14		GDO: 4		52	Opp. Serve: 29		GLL: 1	
MESHREF Dina Left/Shakehand	EGY	3	2	1	67%	18	9	9	50%	1h50min	37min
		Points Won				Points Lost					
		Total	Own Serve: 86		Most Consecutive: 6		Total	Own Serve: 85		Most Consecutive: 7	
		168	Opp. Serve: 82		GDO: 4		170	Opp. Serve: 85		GLL: 4	
MIAO Miao Right/Shakehand	AUS	2	1	1	50%	10	4	6	40%	1h14min	37min
		Points Won				Points Lost					
		Total	Own Serve: 42		Most Consecutive: 7		Total	Own Serve: 50		Most Consecutive: 4	
		84	Opp. Serve: 42		GDO: 3		97	Opp. Serve: 47		GLL: 3	
MOHAMED Aia Right/Shakehand	QAT	1	0	1	0%	4	0	4	0%	18min	18min
		Points Won				Points Lost					
		Total	Own Serve: 12		Most Consecutive: 3		Total	Own Serve: 21		Most Consecutive: 6	
		19	Opp. Serve: 7		GDO: 0		44	Opp. Serve: 23		GLL: 1	
MOLNAR Cornelia Right/Shakehand	CRO	2	1	1	50%	9	5	4	56%	1h0min	30min
		Points Won				Points Lost					
		Total	Own Serve: 47		Most Consecutive: 5		Total	Own Serve: 35		Most Consecutive: 5	
		82	Opp. Serve: 35		GDO: 2		79	Opp. Serve: 44		GLL: 5	
MOUMJOGHLIAN Tvin Right/Shakehand	LIB	1	0	1	0%	4	0	4	0%	18min	18min
		Points Won				Points Lost					
		Total	Own Serve: 9		Most Consecutive: 3		Total	Own Serve: 22		Most Consecutive: 8	
		18	Opp. Serve: 9		GDO: 0		44	Opp. Serve: 22		GLL: 2	
NI Xia Lian Left/Penholder	LUX	1	0	1	0%	6	2	4	33%	45min	45min
		Points Won				Points Lost					
		Total	Own Serve: 29		Most Consecutive: 5		Total	Own Serve: 32		Most Consecutive: 5	
		57	Opp. Serve: 28		GDO: 3		65	Opp. Serve: 33		GLL: 4	
NOSKOVA Yana Right/Shakehand	RUS	1	0	1	0%	7	3	4	43%	48min	48min
		Points Won				Points Lost					
		Total	Own Serve: 33		Most Consecutive: 7		Total	Own Serve: 38		Most Consecutive: 5	
		73	Opp. Serve: 40		GDO: 3		69	Opp. Serve: 31		GLL: 4	

LEGEND	GDO Greatest deficit overcome	GLL Greatest lead lost	Opp. Opponent's
---------------	--------------------------------------	-------------------------------	------------------------



Player Statistics
Statistiques du joueur

As of WED 1 AUG 2012

Players	NOC	Matches				Games				Match Duration	
		Played	Won	Lost	%Won	Played	Won	Lost	%Won	All	Average
OSHONAIKE Olufunke Right/Shakehand	NGR	2	1	1	50%	11	4	7	36%	1h4min	32min
		Points Won				Points Lost					
		Total	Own Serve: 46		Most Consecutive: 6		Total	Own Serve: 54		Most Consecutive: 11	
		92	Opp. Serve: 46		GDO: 2		103	Opp. Serve: 49		GLL: 3	
PARK Miyoung Right/Shakehand	KOR	2	1	1	50%	10	5	5	50%	1h25min	43min
		Points Won				Points Lost					
		Total	Own Serve: 52		Most Consecutive: 5		Total	Own Serve: 35		Most Consecutive: 5	
		82	Opp. Serve: 30		GDO: 1		92	Opp. Serve: 57		GLL: 2	
PARKER Joanna Right/Shakehand	GBR	2	1	1	50%	9	5	4	56%	1h0min	30min
		Points Won				Points Lost					
		Total	Own Serve: 34		Most Consecutive: 6		Total	Own Serve: 43		Most Consecutive: 9	
		74	Opp. Serve: 40		GDO: 4		77	Opp. Serve: 34		GLL: 2	
PARTYKA Natalia Left/Shakehand	POL	2	1	1	50%	13	6	7	46%	2h14min	1h7min
		Points Won				Points Lost					
		Total	Own Serve: 66		Most Consecutive: 6		Total	Own Serve: 68		Most Consecutive: 8	
		129	Opp. Serve: 63		GDO: 4		129	Opp. Serve: 61		GLL: 4	
PAVLOVICH Viktoria Right/Shakehand	BLR	2	1	1	50%	13	7	6	54%	1h58min	59min
		Points Won				Points Lost					
		Total	Own Serve: 72		Most Consecutive: 8		Total	Own Serve: 56		Most Consecutive: 6	
		135	Opp. Serve: 63		GDO: 2		123	Opp. Serve: 67		GLL: 5	
PESOTSKA Margaryta Right/Shakehand	UKR	2	1	1	50%	9	4	5	44%	1h17min	39min
		Points Won				Points Lost					
		Total	Own Serve: 42		Most Consecutive: 5		Total	Own Serve: 40		Most Consecutive: 7	
		74	Opp. Serve: 32		GDO: 3		88	Opp. Serve: 48		GLL: 2	
POTA Georgina Right/Shakehand	HUN	2	1	1	50%	10	5	5	50%	1h20min	40min
		Points Won				Points Lost					
		Total	Own Serve: 52		Most Consecutive: 8		Total	Own Serve: 35		Most Consecutive: 5	
		98	Opp. Serve: 46		GDO: 4		78	Opp. Serve: 43		GLL: 1	
PRIVALOVA Aleksandra Right/Shakehand	BLR	2	1	1	50%	12	6	6	50%	1h28min	44min
		Points Won				Points Lost					
		Total	Own Serve: 56		Most Consecutive: 10		Total	Own Serve: 51		Most Consecutive: 7	
		108	Opp. Serve: 52		GDO: 7		107	Opp. Serve: 56		GLL: 1	
RAMIREZ Sara Right/Shakehand	ESP	2	1	1	50%	10	5	5	50%	1h24min	42min
		Points Won				Points Lost					
		Total	Own Serve: 43		Most Consecutive: 9		Total	Own Serve: 48		Most Consecutive: 5	
		96	Opp. Serve: 53		GDO: 3		91	Opp. Serve: 43		GLL: 3	
RAMOS Fabiola Right/Shakehand	VEN	1	0	1	0%	7	3	4	43%	46min	46min
		Points Won				Points Lost					
		Total	Own Serve: 39		Most Consecutive: 6		Total	Own Serve: 33		Most Consecutive: 5	
		69	Opp. Serve: 30		GDO: 4		75	Opp. Serve: 42		GLL: 3	

LEGEND	GDO Greatest deficit overcome	GLL Greatest lead lost	Opp. Opponent's
---------------	--------------------------------------	-------------------------------	------------------------



Player Statistics

Statistiques du joueur

As of WED 1 AUG 2012

Players	NOC	Matches				Games				Match Duration	
		Played	Won	Lost	%Won	Played	Won	Lost	%Won	All	Average
RI Myong Sun Right/Shakehand	PRK	1	0	1	0%	6	2	4	33%	1h5min	1h5min
		Points Won				Points Lost					
		Total	Own Serve:	25	Most Consecutive:	6	Total	Own Serve:	28	Most Consecutive:	8
		51	Opp. Serve:	26	GDO:	2	57	Opp. Serve:	29	GLL:	3
RODRIGUEZ Berta Right/Penholder	CHI	1	0	1	0%	4	0	4	0%	26min	26min
		Points Won				Points Lost					
		Total	Own Serve:	16	Most Consecutive:	3	Total	Own Serve:	18	Most Consecutive:	7
		26	Opp. Serve:	10	GDO:	0	43	Opp. Serve:	25	GLL:	3
SAMARA Elizabeta Left/Shakehand	ROU	3	2	1	67%	17	10	7	59%	2h5min	42min
		Points Won				Points Lost					
		Total	Own Serve:	96	Most Consecutive:	6	Total	Own Serve:	66	Most Consecutive:	8
		162	Opp. Serve:	66	GDO:	4	159	Opp. Serve:	93	GLL:	2
SHAHAVARI Neda Left/Shakehand	IRI	1	0	1	0%	7	3	4	43%	40min	40min
		Points Won				Points Lost					
		Total	Own Serve:	29	Most Consecutive:	5	Total	Own Serve:	33	Most Consecutive:	6
		58	Opp. Serve:	29	GDO:	3	69	Opp. Serve:	36	GLL:	2
SHEN Yanfei Left/Shakehand	ESP	2	1	1	50%	9	5	4	56%	1h18min	39min
		Points Won				Points Lost					
		Total	Own Serve:	49	Most Consecutive:	6	Total	Own Serve:	30	Most Consecutive:	5
		85	Opp. Serve:	36	GDO:	2	71	Opp. Serve:	41	GLL:	3
SILBEREISEN Kristin Right/Shakehand	GER	2	1	1	50%	11	6	5	55%	1h30min	45min
		Points Won				Points Lost					
		Total	Own Serve:	49	Most Consecutive:	9	Total	Own Serve:	52	Most Consecutive:	8
		107	Opp. Serve:	58	GDO:	2	97	Opp. Serve:	45	GLL:	2
SILVA Ligia Right/Shakehand	BRA	2	1	1	50%	9	5	4	56%	44min	22min
		Points Won				Points Lost					
		Total	Own Serve:	38	Most Consecutive:	7	Total	Own Serve:	33	Most Consecutive:	10
		67	Opp. Serve:	29	GDO:	3	70	Opp. Serve:	37	GLL:	3
SILVA Yadira Right/Shakehand	MEX	1	0	1	0%	4	0	4	0%	24min	24min
		Points Won				Points Lost					
		Total	Own Serve:	13	Most Consecutive:	3	Total	Own Serve:	22	Most Consecutive:	5
		25	Opp. Serve:	12	GDO:	0	44	Opp. Serve:	22	GLL:	2
SKOV Mie Right/Shakehand	DEN	2	1	1	50%	11	7	4	64%	1h27min	44min
		Points Won				Points Lost					
		Total	Own Serve:	53	Most Consecutive:	8	Total	Own Serve:	46	Most Consecutive:	6
		106	Opp. Serve:	53	GDO:	5	98	Opp. Serve:	52	GLL:	4
TAN Wenling Right/Shakehand	ITA	2	1	1	50%	11	7	4	64%	1h20min	40min
		Points Won				Points Lost					
		Total	Own Serve:	56	Most Consecutive:	11	Total	Own Serve:	46	Most Consecutive:	7
		111	Opp. Serve:	55	GDO:	2	94	Opp. Serve:	48	GLL:	3

LEGEND	GDO Greatest deficit overcome	GLL Greatest lead lost	Opp. Opponent's
---------------	--------------------------------------	-------------------------------	------------------------



Player Statistics

Statistiques du joueur

As of WED 1 AUG 2012

Players	NOC	Matches				Games				Match Duration	
		Played	Won	Lost	%Won	Played	Won	Lost	%Won	All	Average
TIAN Yuan Right/Shakehand	CRO	2	1	1	50%	9	5	4	56%	1h5min	33min
		Points Won				Points Lost					
		Total	Own Serve:	40	Most Consecutive:	7	Total	Own Serve:	39	Most Consecutive:	8
		74	Opp. Serve:	34	GDO:	3	82	Opp. Serve:	43	GLL:	4
TIE Yana Right/Shakehand	HKG	1	0	1	0%	6	2	4	33%	44min	44min
		Points Won				Points Lost					
		Total	Own Serve:	32	Most Consecutive:	8	Total	Own Serve:	24	Most Consecutive:	5
		56	Opp. Serve:	24	GDO:	2	55	Opp. Serve:	31	GLL:	4
TIKHOMIROVA Anna Right/Shakehand	RUS	2	1	1	50%	11	4	7	36%	1h22min	41min
		Points Won				Points Lost					
		Total	Own Serve:	53	Most Consecutive:	7	Total	Own Serve:	51	Most Consecutive:	7
		98	Opp. Serve:	45	GDO:	3	110	Opp. Serve:	59	GLL:	3
TOTH Krisztina Left/Shakehand	HUN	2	1	1	50%	14	7	7	50%	1h36min	48min
		Points Won				Points Lost					
		Total	Own Serve:	76	Most Consecutive:	6	Total	Own Serve:	67	Most Consecutive:	7
		143	Opp. Serve:	67	GDO:	3	143	Opp. Serve:	76	GLL:	4
VACENOVSKA Iveta Right/Shakehand	CZE	2	1	1	50%	11	6	5	55%	1h27min	44min
		Points Won				Points Lost					
		Total	Own Serve:	58	Most Consecutive:	6	Total	Own Serve:	48	Most Consecutive:	5
		115	Opp. Serve:	57	GDO:	3	98	Opp. Serve:	50	GLL:	4
WANG Yuegu Right/Shakehand	SIN	3	2	1	67%	16	9	7	56%	2h1min	40min
		Points Won				Points Lost					
		Total	Own Serve:	77	Most Consecutive:	6	Total	Own Serve:	69	Most Consecutive:	5
		143	Opp. Serve:	66	GDO:	5	147	Opp. Serve:	78	GLL:	2
WU Jiaduo Right/Shakehand	GER	2	1	1	50%	12	6	6	50%	1h37min	49min
		Points Won				Points Lost					
		Total	Own Serve:	62	Most Consecutive:	5	Total	Own Serve:	52	Most Consecutive:	6
		110	Opp. Serve:	48	GDO:	4	117	Opp. Serve:	65	GLL:	3
XIAN Yifang Right/Shakehand	FRA	3	2	1	67%	15	8	7	53%	2h5min	42min
		Points Won				Points Lost					
		Total	Own Serve:	71	Most Consecutive:	8	Total	Own Serve:	62	Most Consecutive:	6
		136	Opp. Serve:	65	GDO:	3	129	Opp. Serve:	67	GLL:	3
ZHANG Lily Right/Shakehand	USA	1	0	1	0%	4	0	4	0%	25min	25min
		Points Won				Points Lost					
		Total	Own Serve:	15	Most Consecutive:	2	Total	Own Serve:	19	Most Consecutive:	5
		26	Opp. Serve:	11	GDO:	0	44	Opp. Serve:	25	GLL:	1
ZHANG Mo Right/Shakehand	CAN	3	2	1	67%	16	9	7	56%	1h52min	37min
		Points Won				Points Lost					
		Total	Own Serve:	90	Most Consecutive:	6	Total	Own Serve:	63	Most Consecutive:	5
		162	Opp. Serve:	72	GDO:	4	144	Opp. Serve:	81	GLL:	4

NOTES

The "Greatest deficit overcome" only applies when the player ends up winning the game and "Greatest lead lost" only when losing.

LEGEND

GDO Greatest deficit overcome **GLL** Greatest lead lost **Opp.** Opponent's



Table Tennis
Tennis de table

Women's Singles
Simple femmes



Tournament Statistics

Statistiques du tournoi

As of WED 1 AUG 2012

Statistics	Preliminary Round	First Round	Second Round	Third Round	Fourth Round	Quarter finals	Semi finals	Finals	Total
Matches Total	6	16	16	16	8	4	2	2	70
Game Margin: 4:0	4 67%	6 38%	1 6%	6 38%		2 50%		1 50%	20 29%
4:1		4 25%	7 44%	3 19%	4 50%	1 25%	1 50%	1 50%	21 30%
4:2	1 17%	2 13%	3 19%	7 44%	2 25%	1 25%	1 50%		17 24%
4:3	1 17%	4 25%	5 31%		2 25%				12 17%
Invalid Results Mark									
Duration: Total	2h21min	9h41min	12h6min	10h57min	6h33min	2h54min	1h38min	1h20min	47h30min
Longest	40min	1h1min	1h5min	1h10min	1h8min	1h7min	55min	51min	1h10min
Shortest	14min	23min	27min	26min	36min	32min	43min	29min	14min
Average	24min	36min	45min	41min	49min	44min	49min	40min	41min
Games Total	29	84	92	81	46	19	11	9	371
Point Margin 11	1 3%								1 0%
10		3 4%							3 1%
9	5 17%	4 5%	5 5%	1 1%	1 2%				16 4%
8	5 17%	3 4%	3 3%	6 7%					17 5%
7	3 10%	4 5%	7 8%	7 9%	2 4%	4 21%	2 18%	1 11%	30 8%
6	3 10%	7 8%	8 9%	8 10%	6 13%	2 11%	1 9%	1 11%	36 10%
5	4 14%	9 11%	12 13%	10 12%	11 24%	3 16%	3 27%	3 33%	55 15%
4	2 7%	14 17%	14 15%	9 11%	6 13%	2 11%	2 18%		49 13%
3	2 7%	14 17%	9 10%	13 16%	8 17%	2 11%		2 22%	50 13%
2	4 14%	26 31%	34 37%	27 33%	12 26%	6 32%	3 27%	2 22%	114 31%
Invalid Results Mark									
Duration: Total	1h57min	8h8min	9h55min	8h52min	5h24min	2h26min	1h15min	1h11min	39h8min
Longest	6min	13min	13min	11min	10min	12min	11min	13min	13min
Shortest	2min	4min	3min	4min	3min	4min	4min	6min	2min
Average	4min	6min	6min	7min	7min	8min	7min	8min	6min
Points Total	467	1535	1709	1497	846	353	199	166	6772
per game	16.10	18.27	18.58	18.48	18.39	18.58	18.09	18.44	18.25
Most consecutive won	11	11	9	8	10	10	7	7	11
Greatest deficit overcome	4	7	6	4	5	5	3	2	7
Longest rally	22	38	102	39	44	53	43	25	102
Average rally	4	5	7	7	7	8	7	6	6

NOTES

The "Greatest deficit overcome" only applies when the player ends up winning the game.



Table Tennis
Tennis de table

Table Tennis Singles
Tennis de table, simple



Tournament Statistics

Statistiques du tournoi

As of THU 2 AUG 2012

Statistics	Preliminary Round	First Round	Second Round	Third Round	Fourth Round	Quarter finals	Semi finals	Finals	Total
Matches Total	11	32	32	32	16	8	4	4	139
Game Margin: 4:0	6 55%	10 31%	6 19%	13 41%	2 13%	4 50%		1 25%	42 30%
4:1	1 9%	9 28%	11 34%	7 22%	7 44%	2 25%	3 75%	2 50%	42 30%
4:2	3 27%	4 13%	6 19%	9 28%	3 19%	1 13%	1 25%	1 25%	28 20%
4:3	1 9%	9 28%	9 28%	3 9%	4 25%	1 13%			27 19%
Invalid Results Mark									
Duration: Total	4h48min	21h0min	23h52min	22h6min	12h30min	5h29min	3h12min	3h17min	96h14min
Longest	41min	1h10min	1h23min	1h10min	1h8min	1h11min	55min	59min	1h23min
Shortest	14min	22min	27min	23min	35min	20min	43min	29min	14min
Average	26min	39min	45min	41min	47min	41min	48min	49min	42min
Games Total	54	172	178	162	89	39	21	20	735
Point Margin 11	1 2%		1 1%						2 0%
10	1 2%	3 2%				1 3%			5 1%
9	7 13%	5 3%	7 4%	2 1%	1 1%		1 5%		23 3%
8	8 15%	8 5%	7 4%	9 6%	2 2%	2 5%	1 5%		37 5%
7	5 9%	9 5%	10 6%	9 6%	5 6%	9 23%	2 10%	1 5%	50 7%
6	6 11%	12 7%	21 12%	17 10%	10 11%	5 13%	2 10%	3 15%	76 10%
5	7 13%	19 11%	21 12%	18 11%	17 19%	5 13%	4 19%	4 20%	95 13%
4	5 9%	27 16%	26 15%	18 11%	15 17%	2 5%	2 10%		95 13%
3	5 9%	28 16%	21 12%	36 22%	17 19%	4 10%	2 10%	3 15%	116 16%
2	9 17%	61 35%	64 36%	53 33%	22 25%	11 28%	7 33%	9 45%	236 32%
Invalid Results Mark									
Duration: Total	3h53min	17h0min	18h42min	17h47min	10h13min	4h29min	2h30min	2h41min	77h15min
Longest	7min	14min	13min	12min	12min	12min	11min	13min	14min
Shortest	2min	3min	3min	4min	3min	3min	4min	5min	2min
Average	4min	6min	6min	7min	7min	7min	7min	8min	6min
Points Total	893	3213	3294	3023	1656	690	383	406	13558
per game	16.54	18.68	18.51	18.66	18.61	17.69	18.24	20.30	18.45
Most consecutive won	11	11	11	8	10	10	7	7	11
Greatest deficit overcome	5	7	6	5	5	5	3	5	7
Longest rally	22	38	102	39	44	53	43	25	102
Average rally	4	5	6	6	6	6	6	5	6

NOTES
The "Greatest deficit overcome" only applies when the player ends up winning the game.



Entry List by Event
Liste des inscrits par épreuve

As of WED 25 JUL 2012

NOC	Name	Date of Birth
AUS - Australia	FRANK Robert	22 JAN 1990
	HAN Justin	9 AUG 1991
	HENZELL William	23 MAR 1982
AUT - Austria	CHEN Weixing	27 APR 1972
	GARDOS Robert	16 JAN 1979
	SCHLAGER Werner	28 SEP 1972
BRA - Brazil	HOYAMA Hugo	9 MAY 1969
	MONTEIRO Thiago	15 JUN 1981
	TSUBOI Gustavo	31 MAY 1985
CAN - Canada	HINSE Pierre-Luc	7 SEP 1987
	HO Andre	11 APR 1992
	WANG Eugene	13 NOV 1985
CHN - People's Republic of China	MA Long	20 OCT 1988
	WANG Hao	15 DEC 1983
	ZHANG Jike	16 FEB 1988
EGY - Egypt	ASSAR Omar	22 JUL 1991
	LASHIN El-Sayed	9 FEB 1980
	SALEH Ahmed	14 NOV 1979
GBR - Great Britain	BAGGALEY Andrew	26 FEB 1983
	DRINKHALL Paul	16 JAN 1990
	PITCHFORD Liam	12 JUL 1993
GER - Germany	BOLL Timo	8 MAR 1981
	OVTCHAROV Dimitrij	2 SEP 1988
	STEGER Bastian	19 MAR 1981
HKG - Hong Kong, China	JIANG Tianyi	28 FEB 1988
	LEUNG Chu Yan	21 APR 1979
	TANG Peng	4 FEB 1981
JPN - Japan	KISHIKAWA Seiya	21 MAY 1987
	MIZUTANI Jun	9 JUN 1989
	NIWA Koki	10 OCT 1994
KOR - Republic of Korea	JOO Saehyuk	20 JAN 1980
	OH Sangeun	13 APR 1977
	RYU Seungmin	5 AUG 1982



Table Tennis
Tennis de table
Men's Team
Par équipes hommes




NOC	Name	Date of Birth
POR - Portugal	APOLONIA Tiago	28 JUL 1986
	FREITAS Marcos	8 APR 1988
	MONTEIRO Joao	29 AUG 1983
PRK - Democratic People's Republic of Korea	JANG Song Man	17 AUG 1985
	KIM Hyok Bong	28 OCT 1985
	KIM Song Nam	17 DEC 1992
RUS - Russian Federation	SHIBAEV Alexander	9 SEP 1990
	SKACHKOV Kirill	6 AUG 1987
	SMIRNOV Alexey	9 OCT 1977
SIN - Singapore	GAO Ning	11 OCT 1982
	YANG Zi	19 JUN 1984
	ZHAN Jian	30 JAN 1982
SWE - Sweden	GERELL Par	23 JUN 1982
	LUNDQVIST Jens	29 AUG 1979
	PERSSON Jorgen	22 APR 1966

NOTES
All changes are available in INFO



Draw Tableau





Detailed Team Match Results

Résultats détaillés du match par équipes

People's Republic of China (CHN) 3 - 1 Russian Federation (RUS)

Team Match No : MT5 Table : 2 Umpires : PURCELL Tom (GBR) COLOVIC Predrag (MKD)

Match 1			Match	Game 1	Game 2	Game 3	Game 4	Game 5
A	ZHANG Jike	CHN	3	11	12	11		
X	SKACHKOV Kirill	RUS	0	5	10	7		
Duration of Match 1			26min	5min	8min	6min		

Match 2			Match	Game 1	Game 2	Game 3	Game 4	Game 5
B	MA Long	CHN	3	11	11	11		
Y	SHIBAEV Alexander	RUS	0	9	5	4		
Duration of Match 2			25min	7min	6min	5min		

Match 3			Match	Game 1	Game 2	Game 3	Game 4	Game 5
C/B	WANG H / MA L	CHN	2	8	11	11	9	6
Z/X	SMIRNOV A / SKACHKOV K	RUS	3	11	7	6	11	11
Duration of Match 3			38min	5min	5min	5min	7min	6min

Match 4			Match	Game 1	Game 2	Game 3	Game 4	Game 5
A	ZHANG Jike	CHN	3	11	11	11		
Z	SMIRNOV Alexey	RUS	0	8	8	6		
Duration of Match 4			24min	7min	6min	5min		

Duration of Team Match	2h2min
------------------------	--------

Player Statistics	People's Republic of China (CHN)					Team Match	Russian Federation (RUS)					Team Match
	Match						Match					
	1	2	3	4	5		1	2	3	4	5	
Points won	34	33	45	33		145	22	18	46	22		108
Biggest lead	6	7	5	5		7	4	1	7	3		7
Points won on own serve	14	18	22	16		70	7	11	23	10		51
Points lost on own serve	15	7	23	12		57	20	15	23	17		75
Most consecutive points won	5	8	5	6		8	4	3	7	5		7
Greatest deficit overcome	4	1	1	3		4	-	-	2	-		2

Match/Team Match Statistics	Match					Team Match
	1	2	3	4	5	
Longest rally (strokes)	15	24	13	9		24
Average rally	5	4	4	4		4

NOTES

The "Greatest deficit overcome" only applies when the player/pair ends up winning the game.

LEGEND

MT Men's Team



Detailed Team Match Results
Résultats détaillés du match par équipes

People's Republic of China (CHN) 3 - 1 Russian Federation (RUS)

Match 1: ZHANG Jike (CHN) 3-0 SKACHKOV Kirill (RUS)

Match Summary		Match	Game 1	Game 2	Game 3	Game 4	Game 5
ZHANG Jike	CHN	3	11	12	11		
SKACHKOV Kirill	RUS	0	5	10	7		
Duration		26min	5min	8min	6min		

Team Match No : MT5 Table : 2 Umpires : PURCELL Tom (GBR) COLOVIC Predrag (MKD)

Player Statistics	ZHANG Jike (CHN)						SKACHKOV Kirill (RUS)					
	Game					Match	Game					Match
	1	2	3	4	5		1	2	3	4	5	
Points won	11	12	11			34	5	10	7			22
Biggest lead	6	2	4			6	2	4	-			4
Points won on own serve	5	5	4			14	2	4	1			7
Points lost on own serve	3	6	6			15	6	7	7			20
Most consecutive points won	4	5	4			5	2	4	3			4
Greatest deficit overcome	2	4	-			4	-	-	-			-
Handedness/Grip	Right/Shakehand						Right/Shakehand					

Game/Match Statistics	Game					Match
	1	2	3	4	5	
Longest rally (strokes)	11	11	15			15
Average rally	4	5	5			5

Game Progress

1	ZHANG Jike (CHN)	*0	0	*2	4	*5	7	*8	9	11				
	SKACHKOV Kirill (RUS)	0	*2	2	*2	3	*3	4	*5	5				
2	ZHANG Jike (CHN)	0	*2	2	*3	3	*3	4	*6	8	*9	10	*11	12
	SKACHKOV Kirill (RUS)	*0	0	*2	3	*5	7	*8	8	*8	9	*10	10	10
3	ZHANG Jike (CHN)	*0	2	*4	4	*5	5	*7	8	*10	11			
	SKACHKOV Kirill (RUS)	0	*0	0	*2	3	*5	5	*6	6	7			

NOTES

"*" denotes server. The "Greatest deficit overcome" only applies when the player ends up winning the game.

LEGEND

MT Men's Team



Detailed Team Match Results

Résultats détaillés du match par équipes

People's Republic of China (CHN) 3 - 1 Russian Federation (RUS)

Match 2: MA Long (CHN) 3-0 SHIBAEV Alexander (RUS)

Match Summary		Match	Game 1	Game 2	Game 3	Game 4	Game 5
MA Long	CHN	3	11	11	11		
SHIBAEV Alexander	RUS	0	9	5	4		
	Duration	25min	7min	6min	5min		

Team Match No : MT5 Table : 2 Umpires : PURCELL Tom (GBR) COLOVIC Predrag (MKD)

Player Statistics	MA Long (CHN)						SHIBAEV Alexander (RUS)					
	Game					Match	Game					Match
	1	2	3	4	5		1	2	3	4	5	
Points won	11	11	11			33	9	5	4			18
Biggest lead	4	6	7			7	-	-	1			1
Points won on own serve	5	7	6			18	4	4	3			11
Points lost on own serve	5	1	1			7	6	4	5			15
Most consecutive points won	4	6	8			8	3	2	2			3
Greatest deficit overcome	-	-	1			1	-	-	-			-
Handedness/Grip	Right/Shakehand						Right/Shakehand					

Game/Match Statistics	Game					Match
	1	2	3	4	5	
Longest rally (strokes)	5	8	24			24
Average rally	4	4	6			4

Game Progress

1	MA Long (CHN)	0	*2	4	*4	5	*7	7	*8	9	*10	11
	SHIBAEV Alexander (RUS)	*0	0	*0	2	*3	3	*5	6	*7	8	9
2	MA Long (CHN)	*0	2	*2	3	*4	6	*8	10	11		
	SHIBAEV Alexander (RUS)	0	*0	2	*3	4	*4	4	*4	5		
3	MA Long (CHN)	0	*1	2	*3	5	*7	9	*10	11		
	SHIBAEV Alexander (RUS)	*0	1	*2	3	*3	3	*3	4	4		

NOTES

"*" denotes server. The "Greatest deficit overcome" only applies when the player ends up winning the game.

LEGEND

MT Men's Team



Detailed Team Match Results
Résultats détaillés du match par équipes

People's Republic of China (CHN) 3 - 1 Russian Federation (RUS)

Match 3: WANG Hao (CHN) **2-3** SMIRNOV Alexey (RUS)
MA Long SKACHKOV Kirill

Match Summary		Match	Game 1	Game 2	Game 3	Game 4	Game 5
WANG Hao / MA L	CHN	2	8	11	11	9	6
SMIRNOV Alexey / SKACHKOV K	RUS	3	11	7	6	11	11
Duration		38min	5min	5min	5min	7min	6min

Team Match No : MT5 Table : 2 Umpires : PURCELL Tom (GBR) COLOVIC Predrag (MKD)

Player Statistics	WANG H / MA L (CHN)						SMIRNOV A / SKACHKOV K (RUS)					
	Game					Match	Game					Match
	1	2	3	4	5		1	2	3	4	5	
Points won	8	11	11	9	6	45	11	7	6	11	11	46
Biggest lead	-	5	5	2	-	5	4	-	1	2	7	7
Points won on own serve	3	6	6	4	3	22	5	3	4	5	6	23
Points lost on own serve	6	4	2	6	5	23	5	5	5	5	3	23
Most consecutive points won	2	5	4	3	4	5	4	2	2	3	7	7
Greatest deficit overcome	-	-	1	-	-	1	-	-	-	2	-	2
Handedness/Grip	Right/Penholder - Right/Shakehand						Right/Shakehand - Right/Shakehand					

Game/Match Statistics	Game					Match
	1	2	3	4	5	
Longest rally (strokes)	13	8	6	13	8	13
Average rally	4	5	3	5	4	4

Game Progress

1	WANG H / MA L (CHN)	0	*0	0	*2	3	*4	5	*6	7	*8	8
	SMIRNOV A / SKACHKOV K (RUS)	*0	2	*4	4	*5	6	*7	8	*9	10	11
2	WANG H / MA L (CHN)	*0	2	*4	5	*6	7	*8	8	*9	11	
	SMIRNOV A / SKACHKOV K (RUS)	0	*0	0	*1	2	*3	4	*6	7	7	
3	WANG H / MA L (CHN)	0	*1	2	*3	4	*5	7	*8	10	11	
	SMIRNOV A / SKACHKOV K (RUS)	*0	1	*2	3	*4	5	*5	6	*6	6	
4	WANG H / MA L (CHN)	*0	1	*3	3	*4	4	*5	7	*8	9	9
	SMIRNOV A / SKACHKOV K (RUS)	0	*1	1	*3	4	*6	7	*7	8	*9	11
5	WANG H / MA L (CHN)	0	*0	0	*0	1	*3	4	*5	6	6	
	SMIRNOV A / SKACHKOV K (RUS)	*0	2	*4	6	*7	7	*8	9	*10	11	

NOTES

"*" denotes first player of pair is server, "-*" denotes second player of pair is server. The "Greatest deficit overcome" only applies when the pair ends up winning the game.

LEGEND

MT Men's Team



Detailed Team Match Results

Résultats détaillés du match par équipes

People's Republic of China (CHN) 3 - 1 Russian Federation (RUS)

Match 4: ZHANG Jike (CHN) 3-0 SMIRNOV Alexey (RUS)

Match Summary		Match	Game 1	Game 2	Game 3	Game 4	Game 5
ZHANG Jike	CHN	3	11	11	11		
SMIRNOV Alexey	RUS	0	8	8	6		
	Duration	24min	7min	6min	5min		

Team Match No : MT5 Table : 2 Umpires : PURCELL Tom (GBR) COLOVIC Predrag (MKD)

Player Statistics	ZHANG Jike (CHN)						SMIRNOV Alexey (RUS)					
	Game					Match	Game					Match
	1	2	3	4	5		1	2	3	4	5	
Points won	11	11	11			33	8	8	6			22
Biggest lead	4	3	5			5	1	3	3			3
Points won on own serve	6	5	5			16	4	4	2			10
Points lost on own serve	4	4	4			12	5	6	6			17
Most consecutive points won	4	6	6			6	5	5	2			5
Greatest deficit overcome	1	3	3			3	-	-	-			-
Handedness/Grip	Right/Shakehand						Right/Shakehand					

Game/Match Statistics	Game					Match
	1	2	3	4	5	
Longest rally (strokes)	8	9	9			9
Average rally	4	4	4			4

Game Progress

1	ZHANG Jike (CHN)	*0	2	*4	5	*6	6	*6	7	*8	10	11
	SMIRNOV Alexey (RUS)	0	*0	0	*1	2	*4	6	*7	8	*8	8
2	ZHANG Jike (CHN)	0	*1	2	*4	5	*5	5	*6	8	*10	11
	SMIRNOV Alexey (RUS)	*0	1	*2	2	*3	5	*7	8	*8	8	8
3	ZHANG Jike (CHN)	*0	0	*1	2	*4	6	*7	8	*10	11	
	SMIRNOV Alexey (RUS)	0	*2	3	*4	4	*4	5	*6	6	6	

NOTES

"*" denotes server. The "Greatest deficit overcome" only applies when the player ends up winning the game.

LEGEND

MT Men's Team



Detailed Team Match Results

Résultats détaillés du match par équipes

Australia (AUS) **0 - 3** Singapore (SIN)

Team Match No : MT6 Table : 4 Umpires : STRODE Mick (GBR) PARK In Sook (KOR)

Match 1			Match	Game 1	Game 2	Game 3	Game 4	Game 5
A	HAN Justin	AUS	0	5	8	5		
X	GAO Ning	SIN	3	11	11	11		
Duration of Match 1			19min	5min	6min	5min		

Match 2			Match	Game 1	Game 2	Game 3	Game 4	Game 5
B	HENZELL William	AUS	0	8	3	9		
Y	ZHAN Jian	SIN	3	11	11	11		
Duration of Match 2			21min	6min	3min	6min		

Match 3			Match	Game 1	Game 2	Game 3	Game 4	Game 5
C/A	FRANK R / HAN J	AUS	1	4	4	11	5	
Z/Y	YANG Z / ZHAN J	SIN	3	11	11	8	11	
Duration of Match 3			22min	4min	4min	6min	5min	

Duration of Team Match	1h11min
------------------------	---------

Player Statistics	Australia (AUS)					Team Match	Singapore (SIN)					Team Match
	Match						Match					
	1	2	3	4	5		1	2	3	4	5	
Points won	18	20	25			63	33	33	40			106
Biggest lead	1	5	5			5	6	8	7			8
Points won on own serve	11	9	14			34	18	15	21			54
Points lost on own serve	15	18	19			52	7	11	11			29
Most consecutive points won	4	4	6			6	7	5	6			7
Greatest deficit overcome	-	-	1			1	1	5	1			5

Match/Team Match Statistics	Match					Team Match
	1	2	3	4	5	
Longest rally (strokes)	11	14	10			14
Average rally	4	4	4			4

NOTES
The "Greatest deficit overcome" only applies when the player/pair ends up winning the game.

LEGEND
MT Men's Team



Detailed Team Match Results
Résultats détaillés du match par équipes

Australia (AUS) **0 - 3** Singapore (SIN)

Match 1: HAN Justin (AUS) **0-3** GAO Ning (SIN)

Match Summary		Match	Game 1	Game 2	Game 3	Game 4	Game 5
HAN Justin	AUS	0	5	8	5		
GAO Ning	SIN	3	11	11	11		
Duration		19min	5min	6min	5min		

Team Match No : MT6 Table : 4 Umpires : STRODE Mick (GBR) PARK In Sook (KOR)

Player Statistics	HAN Justin (AUS)						GAO Ning (SIN)					
	Game					Match	Game					Match
	1	2	3	4	5		1	2	3	4	5	
Points won	5	8	5			18	11	11	11			33
Biggest lead	-	1	1			1	6	6	6			6
Points won on own serve	4	3	4			11	7	4	7			18
Points lost on own serve	4	7	4			15	1	5	1			7
Most consecutive points won	2	4	3			4	4	7	4			7
Greatest deficit overcome	-	-	-			-	-	1	1			1
Handedness/Grip	Right/Shakehand						Right/Shakehand					

Game/Match Statistics	Game					Match
	1	2	3	4	5	
Longest rally (strokes)	6	11	9			11
Average rally	4	4	5			4

Game Progress

1	HAN Justin (AUS)	0	*0	2	*2	2	*3	4	*4	5		
	GAO Ning (SIN)	*0	2	*2	4	*6	7	*8	10	11		
2	HAN Justin (AUS)	*0	1	*2	2	*2	2	*4	4	*6	8	8
	GAO Ning (SIN)	0	*1	2	*4	6	*8	8	*10	10	*10	11
3	HAN Justin (AUS)	0	*0	2	*3	4	*4	5	*5	5		
	GAO Ning (SIN)	*0	2	*2	3	*4	6	*7	9	11		

NOTES

"*" denotes server. The "Greatest deficit overcome" only applies when the player ends up winning the game.

LEGEND

MT Men's Team



Detailed Team Match Results
Résultats détaillés du match par équipes

Australia (AUS) **0 - 3** Singapore (SIN)

Match 2: HENZELL William (AUS) **0-3** ZHAN Jian (SIN)

Match Summary		Match	Game 1	Game 2	Game 3	Game 4	Game 5
HENZELL William	AUS	0	8	3	9		
ZHAN Jian	SIN	3	11	11	11		
Duration		21min	6min	3min	6min		

Team Match No : MT6 Table : 4 Umpires : STRODE Mick (GBR) PARK In Sook (KOR)

Player Statistics	HENZELL William (AUS)						ZHAN Jian (SIN)					
	Game					Match	Game					Match
	1	2	3	4	5		1	2	3	4	5	
Points won	8	3	9			20	11	11	11			33
Biggest lead	-	-	5			5	5	8	2			8
Points won on own serve	3	2	4			9	5	5	5			15
Points lost on own serve	6	6	6			18	5	1	5			11
Most consecutive points won	3	1	4			4	4	5	4			5
Greatest deficit overcome	-	-	-			-	-	-	5			5
Handedness/Grip	Right/Shakehand						Right/Shakehand					

Game/Match Statistics	Game					Match
	1	2	3	4	5	
Longest rally (strokes)	14	6	9			14
Average rally	4	3	4			4

Game Progress

1	HENZELL William (AUS)	0	*0	1	*1	2	*4	4	*5	6	*8	8
	ZHAN Jian (SIN)	*0	2	*3	5	*6	6	*8	9	*10	10	11
2	HENZELL William (AUS)	*0	0	*0	1	*2	2	*2	3			
	ZHAN Jian (SIN)	0	*2	4	*5	6	*8	10	11			
3	HENZELL William (AUS)	0	*1	2	*4	5	*7	8	*8	9	*9	9
	ZHAN Jian (SIN)	*0	1	*2	2	*3	3	*4	6	*7	9	11

NOTES

"*" denotes server. The "Greatest deficit overcome" only applies when the player ends up winning the game.

LEGEND

MT Men's Team



Detailed Team Match Results

Résultats détaillés du match par équipes

Australia (AUS) **0 - 3** Singapore (SIN)

Match 3: FRANK Robert (AUS) **1-3** YANG Zi (SIN)
HAN Justin ZHAN Jian

Match Summary		Match	Game 1	Game 2	Game 3	Game 4	Game 5
FRANK Robert / HAN J	AUS	1	4	4	11	5	
YANG Zi / ZHAN J	SIN	3	11	11	8	11	
	Duration	22min	4min	4min	6min	5min	

Team Match No : MT6 Table : 4 Umpires : STRODE Mick (GBR) PARK In Sook (KOR)

Player Statistics	FRANK R / HAN J (AUS)						YANG Z / ZHAN J (SIN)					
	Game					Match	Game					Match
	1	2	3	4	5		1	2	3	4	5	
Points won	5	4	11	5		25	10	11	8	11		40
Biggest lead	1	-	5	-		5	7	7	1	6		7
Points won on own serve	4	2	6	2		14	6	6	4	5		21
Points lost on own serve	4	5	4	6		19	1	2	5	3		11
Most consecutive points won	2	1	6	5		6	4	4	3	6		6
Greatest deficit overcome	-	-	1	-		1	1	-	-	-		1
Handedness/Grip	Right/Shakehand - Right/Shakehand						Left/Shakehand - Right/Shakehand					

Game/Match Statistics	Game					Match
	1	2	3	4	5	
Longest rally (strokes)	6	7	10	9		10
Average rally	3	4	4	4		4

Game Progress

1	FRANK R / HAN J (AUS)	*0	0	*0	2	*2	2	*3	4	4		
	YANG Z / ZHAN J (SIN)	0	*2	4	*4	6	*8	9	*10	11		
2	FRANK R / HAN J (AUS)	0	*0	1	*1	2	*3	3	*4	4		
	YANG Z / ZHAN J (SIN)	*0	2	*3	5	*6	7	*9	10	11		
3	FRANK R / HAN J (AUS)	*0	1	*2	4	*6	7	*8	9	*9	10	11
	YANG Z / ZHAN J (SIN)	0	*1	2	*2	2	*3	4	*5	7	*8	8
4	FRANK R / HAN J (AUS)	0	*0	0	*1	3	*5	5	*5	5		
	YANG Z / ZHAN J (SIN)	*0	2	*4	5	*5	5	*7	9	11		

NOTES

"*- " denotes first player of pair is server, "-*" denotes second player of pair is server. The "Greatest deficit overcome" only applies when the pair ends up winning the game.

LEGEND

MT Men's Team



Detailed Team Match Results

Résultats détaillés du match par équipes

Egypt (EGY) 0 - 3 Austria (AUT)

Team Match No : MT7 Table : 4 Umpires : ROMAN Enrique (PUR) SABBAGHIAN Hamid Reza (IRI)

Match 1			Match	Game 1	Game 2	Game 3	Game 4	Game 5
A	LASHIN El-Sayed	EGY	1	11	8	9	5	
X	CHEN Weixing	AUT	3	7	11	11	11	
Duration of Match 1			32min	5min	6min	8min	6min	

Match 2			Match	Game 1	Game 2	Game 3	Game 4	Game 5
B	SALEH Ahmed	EGY	0	6	3	8		
Y	SCHLAGER Werner	AUT	3	11	11	11		
Duration of Match 2			18min	5min	4min	7min		

Match 3			Match	Game 1	Game 2	Game 3	Game 4	Game 5
C/A	ASSAR O / LASHIN ES	EGY	0	8	5	12		
Z/X	GARDOS R / CHEN W	AUT	3	11	11	14		
Duration of Match 3			25min	5min	5min	9min		

Duration of Team Match	1h19min
------------------------	---------

Player Statistics	Egypt (EGY)					Team Match	Austria (AUT)					Team Match
	Match						Match					
	1	2	3	4	5		1	2	3	4	5	
Points won	33	17	25			75	40	33	36			109
Biggest lead	4	3	2			4	6	8	6			8
Points won on own serve	20	11	15			46	23	19	21			63
Points lost on own serve	17	14	15			46	13	6	10			29
Most consecutive points won	4	2	2			4	4	5	4			5
Greatest deficit overcome	2	-	-			2	1	3	2			3

Match/Team Match Statistics	Match					Team Match
	1	2	3	4	5	
Longest rally (strokes)	14	14	11			14
Average rally	5	5	5			5

NOTES

The "Greatest deficit overcome" only applies when the player/pair ends up winning the game.

LEGEND

MT Men's Team



Detailed Team Match Results
Résultats détaillés du match par équipes

Egypt (EGY) **0 - 3** Austria (AUT)

Match 1: LASHIN El-Sayed (EGY) **1-3** CHEN Weixing (AUT)

Match Summary		Match	Game 1	Game 2	Game 3	Game 4	Game 5
LASHIN El-Sayed	EGY	1	11	8	9	5	
CHEN Weixing	AUT	3	7	11	11	11	
Duration		32min	5min	6min	8min	6min	

Team Match No : MT7 Table : 4 Umpires : ROMAN Enrique (PUR) SABBAGHIAN Hamid Reza (IRI)

Player Statistics	LASHIN El-Sayed (EGY)						CHEN Weixing (AUT)					
	Game					Match	Game					Match
	1	2	3	4	5		1	2	3	4	5	
Points won	11	8	9	5		33	7	11	11	11		40
Biggest lead	4	1	1	-		4	2	3	3	6		6
Points won on own serve	7	5	5	3		20	4	7	6	6		23
Points lost on own serve	3	4	5	5		17	4	3	4	2		13
Most consecutive points won	4	3	3	2		4	2	4	3	4		4
Greatest deficit overcome	2	-	-	-		2	-	1	1	-		1
Handedness/Grip	Right/Shakehand						Right/Shakehand					

Game/Match Statistics	Game					Match
	1	2	3	4	5	
Longest rally (strokes)	8	10	10	14		14
Average rally	5	5	6	6		5

Game Progress

1	LASHIN El-Sayed (EGY)	*0	1	*1	3	*5	6	*6	7	*9	11	
	CHEN Weixing (AUT)	0	*1	3	*3	3	*4	6	*7	7	7	
2	LASHIN El-Sayed (EGY)	0	*1	2	*3	3	*4	6	*6	8	*8	8
	CHEN Weixing (AUT)	*0	1	*2	3	*5	6	*6	8	*8	10	11
3	LASHIN El-Sayed (EGY)	*0	1	*2	2	*3	5	*6	7	*8	9	9
	CHEN Weixing (AUT)	0	*1	2	*4	5	*5	6	*7	8	*9	11
4	LASHIN El-Sayed (EGY)	0	*0	1	*2	3	*3	4	*5	5		
	CHEN Weixing (AUT)	*0	2	*3	4	*5	7	*8	9	11		

NOTES

"*" denotes server. The "Greatest deficit overcome" only applies when the player ends up winning the game.

LEGEND

MT Men's Team



Detailed Team Match Results

Résultats détaillés du match par équipes

Egypt (EGY) 0 - 3 Austria (AUT)

Match 2: SALEH Ahmed (EGY) 0-3 SCHLAGER Werner (AUT)

Match Summary		Match	Game 1	Game 2	Game 3	Game 4	Game 5
SALEH Ahmed	EGY	0	6	3	8		
SCHLAGER Werner	AUT	3	11	11	11		
Duration		18min	5min	4min	7min		

Team Match No : MT7 Table : 4 Umpires : ROMAN Enrique (PUR) SABBAGHIAN Hamid Reza (IRI)

Player Statistics	SALEH Ahmed (EGY)						SCHLAGER Werner (AUT)					
	Game					Match	Game					Match
	1	2	3	4	5		1	2	3	4	5	
Points won	6	3	8			17	11	11	11			33
Biggest lead	1	-	3			3	5	8	3			8
Points won on own serve	5	2	4			11	7	7	5			19
Points lost on own serve	4	4	6			14	1	1	4			6
Most consecutive points won	2	1	2			2	4	5	3			5
Greatest deficit overcome	-	-	-			-	1	-	3			3
Handedness/Grip	Right/Shakehand						Right/Shakehand					

Game/Match Statistics	Game					Match
	1	2	3	4	5	
Longest rally (strokes)	10	7	14			14
Average rally	4	3	6			5

Game Progress

1	SALEH Ahmed (EGY)	*0	1	*1	2	*2	3	*4	6	*6	6
	SCHLAGER Werner (AUT)	0	*1	3	*4	6	*7	8	*8	10	11
2	SALEH Ahmed (EGY)	0	*0	0	*1	2	*2	3	3		
	SCHLAGER Werner (AUT)	*0	2	*4	5	*6	8	*9	11		
3	SALEH Ahmed (EGY)	*0	2	*3	4	*4	5	*6	6	*8	8
	SCHLAGER Werner (AUT)	0	*0	1	*2	4	*5	6	*8	8	*10

NOTES

"*" denotes server. The "Greatest deficit overcome" only applies when the player ends up winning the game.

LEGEND

MT Men's Team



Detailed Team Match Results

Résultats détaillés du match par équipes

Egypt (EGY) 0 - 3 Austria (AUT)

Match 3: ASSAR Omar (EGY) 0-3 GARDOS Robert (AUT)
LASHIN El-Sayed CHEN Weixing

Match Summary		Match	Game 1	Game 2	Game 3	Game 4	Game 5
ASSAR Omar / LASHIN ES	EGY	0	8	5	12		
GARDOS Robert / CHEN W	AUT	3	11	11	14		
Duration		25min	5min	5min	9min		

Team Match No : MT7 Table : 4 Umpires : ROMAN Enrique (PUR) SABBAGHIAN Hamid Reza (IRI)

Player Statistics	ASSAR O / LASHIN ES (EGY)						GARDOS R / CHEN W (AUT)					
	Game					Match	Game					Match
	1	2	3	4	5		1	2	3	4	5	
Points won	8	5	12			25	11	11	14			36
Biggest lead	2	-	1			2	3	6	2			6
Points won on own serve	6	3	6			15	8	6	7			21
Points lost on own serve	3	5	7			15	2	2	6			10
Most consecutive points won	2	2	2			2	3	4	3			4
Greatest deficit overcome	-	-	-			-	2	-	1			2
Handedness/Grip	Right/Shakehand - Right/Shakehand						Right/Shakehand - Right/Shakehand					

Game/Match Statistics	Game					Match
	1	2	3	4	5	
Longest rally (strokes)	11	7	9			11
Average rally	5	4	5			5

Game Progress

1	ASSAR O / LASHIN ES (EGY)	0	*2	3	*3	4	*4	6	*6	8	*8	8						
	GARDOS R / CHEN W (AUT)	*0	0	*1	3	*4	6	*6	8	*8	10	11						
2	ASSAR O / LASHIN ES (EGY)	*0	0	*0	2	*2	2	*3	4	5								
	GARDOS R / CHEN W (AUT)	0	*2	4	*4	6	*8	9	*10	11								
3	ASSAR O / LASHIN ES (EGY)	0	*1	2	*3	4	*5	5	*7	8	*9	10	*10	11	*11	12	*12	12
	GARDOS R / CHEN W (AUT)	*0	1	*2	3	*4	5	*7	7	*8	9	*10	11	*11	12	*12	13	14

NOTES

"*" denotes first player of pair is server, "-*" denotes second player of pair is server. The "Greatest deficit overcome" only applies when the pair ends up winning the game.

LEGEND

MT Men's Team



Detailed Team Match Results

Résultats détaillés du match par équipes

Sweden (SWE) 1 - 3 Germany (GER)

Team Match No : MT8 Table : 2 Umpires : LANASRI Said (ALG) BONGELLI Paola (ITA)

Match 1		Match	Game 1	Game 2	Game 3	Game 4	Game 5
A	PERSSON Jorgen	SWE	3	11	11	14	11
X	BOLL Timo	GER	1	6	7	16	8
Duration of Match 1			38min	6min	6min	10min	7min

Match 2		Match	Game 1	Game 2	Game 3	Game 4	Game 5
B	GERELL Par	SWE	2	14	11	11	4
Y	OVTCHAROV Dimitrij	GER	3	16	9	6	11
Duration of Match 2			49min	9min	8min	5min	5min

Match 3		Match	Game 1	Game 2	Game 3	Game 4	Game 5
C/B	LUNDQVIST J / GERELL P	SWE	0	9	8	9	
Z/X	STEGER B / BOLL T	GER	3	11	11	11	
Duration of Match 3			25min	5min	5min	6min	

Match 4		Match	Game 1	Game 2	Game 3	Game 4	Game 5
A	PERSSON Jorgen	SWE	0	12	7	10	
Z	STEGER Bastian	GER	3	14	11	12	
Duration of Match 4			35min	10min	6min	9min	

Duration of Team Match	2h42min
------------------------	---------

Player Statistics	Sweden (SWE)					Team Match	Germany (GER)					Team Match
	Match						Match					
	1	2	3	4	5		1	2	3	4	5	
Points won	47	48	26	29		150	37	53	33	37		160
Biggest lead	6	5	5	4		6	2	7	4	4		7
Points won on own serve	28	29	11	17		85	22	33	15	20		90
Points lost on own serve	15	20	18	17		70	19	19	15	12		65
Most consecutive points won	4	3	5	4		5	3	6	7	4		7
Greatest deficit overcome	-	2	-	-		2	3	3	5	4		5

Match/Team Match Statistics	Match					Team Match
	1	2	3	4	5	
Longest rally (strokes)	28	22	17	19		28
Average rally	6	5	5	6		5

NOTES

The "Greatest deficit overcome" only applies when the player/pair ends up winning the game.

LEGEND

MT Men's Team



Detailed Team Match Results

Résultats détaillés du match par équipes

Sweden (SWE) 1 - 3 Germany (GER)

Match 1: **PERSSON Jorgen (SWE)** 3-1 **BOLL Timo (GER)**

Match Summary		Match	Game 1	Game 2	Game 3	Game 4	Game 5
PERSSON Jorgen	SWE	3	11	11	14	11	
BOLL Timo	GER	1	6	7	16	8	
	Duration	38min	6min	6min	10min	7min	

Team Match No : MT8 Table : 2 Umpires : LANASRI Said (ALG) BONGELLI Paola (ITA)

Player Statistics	PERSSON Jorgen (SWE)						BOLL Timo (GER)					
	Game					Match	Game					Match
	1	2	3	4	5		1	2	3	4	5	
Points won	11	11	14	11		47	6	7	16	8		37
Biggest lead	6	4	3	3		6	-	-	2	-		2
Points won on own serve	5	5	10	8		28	3	2	11	6		22
Points lost on own serve	3	5	5	2		15	6	6	4	3		19
Most consecutive points won	4	3	3	3		4	2	3	2	3		3
Greatest deficit overcome	-	-	-	-		-	-	-	3	-		3
Handedness/Grip	Right/Shakehand						Left/Shakehand					

Game/Match Statistics	Game					Match
	1	2	3	4	5	
Longest rally (strokes)	28	23	13	27		28
Average rally	6	6	5	6		6

Game Progress

1	PERSSON Jorgen (SWE)	0	*1	3	*4	6	*8	9	*10	10	11								
	BOLL Timo (GER)	*0	1	*1	2	*2	2	*3	4	*6	6								
2	PERSSON Jorgen (SWE)	*0	2	*3	3	*5	6	*7	8	*10	11								
	BOLL Timo (GER)	0	*0	1	*3	3	*4	5	*6	6	7								
3	PERSSON Jorgen (SWE)	0	*0	2	*3	5	*6	7	*8	9	*9	10	*10	11	*11	12	*13	13	*13
	BOLL Timo (GER)	*0	2	*2	3	*3	4	*5	6	*7	9	*10	11	*11	12	*12	12	*13	14
		14	*14	14															
		*14	15	16															
4	PERSSON Jorgen (SWE)	*0	2	*2	4	*4	5	*7	8	*8	10	11							
	BOLL Timo (GER)	0	*0	2	*2	4	*5	5	*6	8	*8	8							

NOTES

"*" denotes server. The "Greatest deficit overcome" only applies when the player ends up winning the game.

LEGEND

MT Men's Team



Detailed Team Match Results

Résultats détaillés du match par équipes

Sweden (SWE) 1 - 3 Germany (GER)

Match 2: GERELL Par (SWE) 2-3 OVTCHAROV Dimitrij (GER)

Match Summary		Match	Game 1	Game 2	Game 3	Game 4	Game 5
GERELL Par	SWE	2	14	11	11	4	8
OVTCHAROV Dimitrij	GER	3	16	9	6	11	11
Duration		49min	9min	8min	5min	5min	7min

Team Match No : MT8 Table : 2 Umpires : LANASRI Said (ALG) BONGELLI Paola (ITA)

Player Statistics	GERELL Par (SWE)						OVTCHAROV Dimitrij (GER)					
	Game					Match	Game					Match
	1	2	3	4	5		1	2	3	4	5	
Points won	14	11	11	4	8	48	16	9	6	11	11	53
Biggest lead	3	2	5	-	3	5	2	2	-	7	3	7
Points won on own serve	9	6	5	4	5	29	10	5	4	8	6	33
Points lost on own serve	6	4	2	3	5	20	5	5	6	0	3	19
Most consecutive points won	3	2	3	2	3	3	5	3	1	6	5	6
Greatest deficit overcome	-	2	-	-	-	2	3	-	-	-	3	3
Handedness/Grip	Left/Shakehand						Right/Shakehand					

Game/Match Statistics	Game					Match
	1	2	3	4	5	
Longest rally (strokes)	16	15	22	10	17	22
Average rally	4	6	5	4	6	5

Game Progress

1	GERELL Par (SWE)	*0	2	*3	4	*5	5	*5	7	*8	9	*10	10	*11	12	*12	13	*13	14
	OVTCHAROV Dimitrij (GER)	0	*0	1	*2	3	*5	7	*7	8	*9	10	*11	11	*11	12	*12	13	*13
		*14	14	14															
		14	*15	16															
2	GERELL Par (SWE)	0	*0	2	*3	4	*5	5	*7	8	*9	11							
	OVTCHAROV Dimitrij (GER)	*0	2	*2	3	*4	5	*7	7	*8	9	9							
3	GERELL Par (SWE)	*0	2	3	5	*6	7	*8	9	*10	11								
	OVTCHAROV Dimitrij (GER)	0	*0	*1	*1	2	*3	4	*5	6	6								
4	GERELL Par (SWE)	0	*0	0	*0	2	*2	4	*4	4									
	OVTCHAROV Dimitrij (GER)	*0	2	*4	6	*6	8	*8	10	11									
5	GERELL Par (SWE)	*0	1	*2	3	*4	6	*7	8	*8	8	8							
	OVTCHAROV Dimitrij (GER)	0	*1	2	*3	4	*4	5	*6	8	*10	11							

NOTES

"*" denotes server. The "Greatest deficit overcome" only applies when the player ends up winning the game.

LEGEND

MT Men's Team



Detailed Team Match Results
Résultats détaillés du match par équipes

Sweden (SWE) 1 - 3 Germany (GER)

Match 3: LUNDQVIST Jens (SWE) 0-3 STEGER Bastian (GER)
GERELL Par BOLL Timo

Match Summary		Match	Game 1	Game 2	Game 3	Game 4	Game 5
LUNDQVIST Jens / GERELL P	SWE	0	9	8	9		
STEGER Bastian / BOLL T	GER	3	11	11	11		
Duration		25min	5min	5min	6min		

Team Match No : MT8 Table : 2 Umpires : LANASRI Said (ALG) BONGELLI Paola (ITA)

Player Statistics	LUNDQVIST J / GERELL P (SWE)						STEGER B / BOLL T (GER)					
	Game					Match	Game					Match
	1	2	3	4	5		1	2	3	4	5	
Points won	9	8	9			26	11	11	11			33
Biggest lead	2	5	-			5	3	3	4			4
Points won on own serve	4	5	2			11	5	7	3			15
Points lost on own serve	6	4	8			18	5	3	7			15
Most consecutive points won	2	5	3			5	4	7	3			7
Greatest deficit overcome	-	-	-			-	2	5	-			5
Handedness/Grip	Right/Shakehand - Left/Shakehand						Right/Shakehand - Left/Shakehand					

Game/Match Statistics	Game					Match
	1	2	3	4	5	
Longest rally (strokes)	17	7	12			17
Average rally	6	4	5			5

Game Progress

1	LUNDQVIST J / GERELL P (SWE)	-*0	2	*-2	2	-*4	5	*-6	6	-*7	8	9
	STEGER B / BOLL T (GER)	0	-*0	2	*-4	4	-*5	6	*-8	9	-*10	11
2	LUNDQVIST J / GERELL P (SWE)	0	*-2	4	-*5	6	*-6	8	-*8	8	*-8	8
	STEGER B / BOLL T (GER)	*-0	0	-*0	1	*-2	4	-*4	6	*-8	10	11
3	LUNDQVIST J / GERELL P (SWE)	-*0	0	*-1	2	-*4	4	*-5	5	-*7	8	9
	STEGER B / BOLL T (GER)	0	-*2	3	*-4	4	-*6	7	*-9	9	-*10	11

NOTES

"*- " denotes first player of pair is server, "-*" denotes second player of pair is server. The "Greatest deficit overcome" only applies when the pair ends up winning the game.

LEGEND

MT Men's Team



Detailed Team Match Results
Résultats détaillés du match par équipes

Sweden (SWE) 1 - 3 Germany (GER)

Match 4: PERSSON Jorgen (SWE) 0-3 STEGER Bastian (GER)

Match Summary		Match	Game 1	Game 2	Game 3	Game 4	Game 5
PERSSON Jorgen	SWE	0	12	7	10		
STEGER Bastian	GER	3	14	11	12		
Duration		35min	10min	6min	9min		

Team Match No : MT8 Table : 2 Umpires : LANASRI Said (ALG) BONGELLI Paola (ITA)

Player Statistics	PERSSON Jorgen (SWE)						STEGER Bastian (GER)					
	Game					Match	Game					Match
	1	2	3	4	5		1	2	3	4	5	
Points won	12	7	10			29	14	11	12			37
Biggest lead	3	2	4			4	2	4	2			4
Points won on own serve	5	5	7			17	6	6	8			20
Points lost on own serve	8	5	4			17	7	2	3			12
Most consecutive points won	3	4	4			4	4	4	3			4
Greatest deficit overcome	-	-	-			-	3	2	4			4
Handedness/Grip	Right/Shakehand						Right/Shakehand					

Game/Match Statistics	Game					Match
	1	2	3	4	5	
Longest rally (strokes)	19	13	15			19
Average rally	6	5	6			6

Game Progress

1	PERSSON Jorgen (SWE)	0	*2	3	*3	4	*5	6	*7	7	*9	10	*10	11	*12	12	*12	12
	STEGER Bastian (GER)	*0	0	*1	3	*4	5	*6	7	*9	9	*10	11	*11	11	*12	13	14
2	PERSSON Jorgen (SWE)	*0	0	*2	4	*4	5	*5	7	*7	7							
	STEGER Bastian (GER)	0	*2	2	*2	4	*5	7	*7	9	11							
3	PERSSON Jorgen (SWE)	0	*0	2	*3	5	*7	8	*8	9	*9	10	*10	10				
	STEGER Bastian (GER)	*0	2	*2	3	*3	3	*4	6	*7	9	*10	11	12				

NOTES

"*" denotes server. The "Greatest deficit overcome" only applies when the player ends up winning the game.

LEGEND

MT Men's Team



Detailed Team Match Results

Résultats détaillés du match par équipes

Japan (JPN) 3 - 0 Canada (CAN)

Team Match No : MT1 Table : 3 Umpires : SORENSEN Allan (DEN) SCARR Val (NZL)

Match 1		Match	Game 1	Game 2	Game 3	Game 4	Game 5
A	MIZUTANI Jun	JPN	3	11	11	11	
X	HO Andre	CAN	0	6	3	5	
Duration of Match 1			16min	4min	4min	4min	

Match 2		Match	Game 1	Game 2	Game 3	Game 4	Game 5
B	NIWA Koki	JPN	3	11	12	11	
Y	WANG Eugene	CAN	0	6	10	9	
Duration of Match 2			22min	5min	8min	6min	

Match 3		Match	Game 1	Game 2	Game 3	Game 4	Game 5
C/B	KISHIKAWA S / NIWA K	JPN	3	11	11	11	
Z/X	HINSE PL / HO A	CAN	0	7	4	6	
Duration of Match 3			15min	4min	4min	4min	

Duration of Team Match	1h4min
------------------------	--------

Player Statistics	Japan (JPN)					Canada (CAN)						
	Match					Match					Team Match	
	1	2	3	4	5	1	2	3	4	5		
Points won	33	34	33			100	14	25	17			56
Biggest lead	8	5	7			8	1	3	1			3
Points won on own serve	16	19	16			51	7	14	9			30
Points lost on own serve	7	11	8			26	17	15	17			49
Most consecutive points won	5	8	6			8	2	4	2			4
Greatest deficit overcome	1	3	1			3	-	-	-			-

Match/Team Match Statistics	Match					Team Match
	1	2	3	4	5	
Longest rally (strokes)	19	16	6			19
Average rally	4	6	3			4

NOTES

The "Greatest deficit overcome" only applies when the player/pair ends up winning the game.

LEGEND

MT Men's Team



Detailed Team Match Results

Résultats détaillés du match par équipes

Japan (JPN) 3 - 0 Canada (CAN)

Match 1: MIZUTANI Jun (JPN) 3-0 HO Andre (CAN)

Match Summary		Match	Game 1	Game 2	Game 3	Game 4	Game 5
MIZUTANI Jun	JPN	3	11	11	11		
HO Andre	CAN	0	6	3	5		
	Duration	16min	4min	4min	4min		

Team Match No : MT1 Table : 3 Umpires : SORENSEN Allan (DEN) SCARR Val (NZL)

Player Statistics	MIZUTANI Jun (JPN)						HO Andre (CAN)					
	Game					Match	Game					Match
	1	2	3	4	5		1	2	3	4	5	
Points won	11	11	11			33	6	3	5			14
Biggest lead	6	8	6			8	1	-	-			1
Points won on own serve	6	5	5			16	3	2	2			7
Points lost on own serve	3	1	3			7	5	6	6			17
Most consecutive points won	5	4	4			5	2	1	2			2
Greatest deficit overcome	1	-	-			1	-	-	-			-
Handedness/Grip	Left/Shakehand						Right/Shakehand					

Game/Match Statistics	Game					Match
	1	2	3	4	5	
Longest rally (strokes)	7	19	10			19
Average rally	4	5	5			4

Game Progress

1	MIZUTANI Jun (JPN)	*0	1	*3	5	*6	7	*9	10	*10	11
	HO Andre (CAN)	0	*1	1	*1	2	*3	3	*4	6	6
2	MIZUTANI Jun (JPN)	0	*1	3	*5	6	*7	9	11		
	HO Andre (CAN)	*0	1	*1	1	*2	3	*3	3		
3	MIZUTANI Jun (JPN)	*0	2	*3	4	*6	8	*9	9	11	
	HO Andre (CAN)	0	*0	1	*2	2	*2	3	*5	5	

NOTES

"*" denotes server. The "Greatest deficit overcome" only applies when the player ends up winning the game.

LEGEND

MT Men's Team



Detailed Team Match Results
Résultats détaillés du match par équipes

Japan (JPN) 3 - 0 Canada (CAN)

Match 2: NIWA Koki (JPN) 3-0 WANG Eugene (CAN)

Match Summary		Match	Game 1	Game 2	Game 3	Game 4	Game 5
NIWA Koki	JPN	3	11	12	11		
WANG Eugene	CAN	0	6	10	9		
	Duration	22min	5min	8min	6min		

Team Match No : MT1 Table : 3 Umpires : SORENSEN Allan (DEN) SCARR Val (NZL)

Player Statistics	NIWA Koki (JPN)						WANG Eugene (CAN)					
	Game					Match	Game					Match
	1	2	3	4	5		1	2	3	4	5	
Points won	11	12	11			34	6	10	9			25
Biggest lead	5	3	2			5	3	2	3			3
Points won on own serve	6	7	6			19	3	6	5			14
Points lost on own serve	3	4	4			11	5	5	5			15
Most consecutive points won	8	4	3			8	3	4	4			4
Greatest deficit overcome	3	2	3			3	-	-	-			-
Handedness/Grip	Left/Shakehand						Right/Shakehand					

Game/Match Statistics	Game					Match
	1	2	3	4	5	
Longest rally (strokes)	10	16	14			16
Average rally	5	7	5			6

Game Progress

1	NIWA Koki (JPN)	*0	1	*2	2	*3	5	*7	9	*10	11			
	WANG Eugene (CAN)	0	*1	2	*4	5	*5	5	*5	6	6			
2	NIWA Koki (JPN)	0	*1	2	*4	5	*6	7	*7	8	*8	10	*11	12
	WANG Eugene (CAN)	*0	1	*2	2	*3	4	*5	7	*8	10	*10	10	10
3	NIWA Koki (JPN)	*0	1	*2	2	*3	5	*5	7	*8	9	11		
	WANG Eugene (CAN)	0	*1	2	*4	5	*5	7	*7	8	*9	9		

NOTES

"*" denotes server. The "Greatest deficit overcome" only applies when the player ends up winning the game.

LEGEND

MT Men's Team



Detailed Team Match Results
Résultats détaillés du match par équipes

Japan (JPN) 3 - 0 Canada (CAN)

Match 3: **KISHIKAWA Seiya (JPN)** 3-0 **HINSE Pierre-Luc (CAN)**
NIWA Koki **HO Andre**

Match Summary		Match	Game 1	Game 2	Game 3	Game 4	Game 5
KISHIKAWA Seiya / NIWA K	JPN	3	11	11	11		
HINSE Pierre-Luc / HO A	CAN	0	7	4	6		
	Duration	15min	4min	4min	4min		

Team Match No : MT1 Table : 3 Umpires : SORENSEN Allan (DEN) SCARR Val (NZL)

Player Statistics	KISHIKAWA S / NIWA K (JPN)						HINSE PL / HO A (CAN)					
	Game					Match	Game					Match
	1	2	3	4	5		1	2	3	4	5	
Points won	11	11	11			33	7	4	6			17
Biggest lead	4	7	5			7	-	-	1			1
Points won on own serve	3	7	6			16	2	3	4			9
Points lost on own serve	5	1	2			8	8	4	5			17
Most consecutive points won	3	6	5			6	2	2	2			2
Greatest deficit overcome	-	-	1			1	-	-	-			-
Handedness/Grip	Right/Shakehand - Left/Shakehand						Right/Shakehand - Right/Shakehand					

Game/Match Statistics	Game					Match
	1	2	3	4	5	
Longest rally (strokes)	6	6	6	0		6
Average rally	3	3	3	0		3

Game Progress

1	KISHIKAWA S / NIWA K (JPN)	0	*2	3	*4	6	*7	7	*9	9	11
	HINSE PL / HO A (CAN)	*0	0	*1	2	*2	3	*5	5	*7	7
2	KISHIKAWA S / NIWA K (JPN)	*0	2	*4	6	*6	8	*9	10	11	
	HINSE PL / HO A (CAN)	0	*0	0	*0	2	*2	3	*4	4	
3	KISHIKAWA S / NIWA K (JPN)	0	*1	3	*5	6	*7	8	*8	10	11
	HINSE PL / HO A (CAN)	*0	1	*1	1	*2	3	*4	6	*6	6

NOTES

"*- " denotes first player of pair is server, "-*" denotes second player of pair is server. The "Greatest deficit overcome" only applies when the pair ends up winning the game.

LEGEND

MT Men's Team



Detailed Team Match Results

Résultats détaillés du match par équipes

Hong Kong, China (HKG) 3 - 0 Brazil (BRA)

Team Match No : MT2 Table : 3 Umpires : MOELLER Claudia (GER) WHITAKER Jonathan (GBR)

Match 1			Match	Game 1	Game 2	Game 3	Game 4	Game 5
A	JIANG Tianyi	HKG	3	11	8	11	11	
X	HOYAMA Hugo	BRA	1	5	11	6	2	
Duration of Match 1			23min	4min	6min	5min	4min	

Match 2			Match	Game 1	Game 2	Game 3	Game 4	Game 5
B	TANG Peng	HKG	3	11	11	11		
Y	MONTEIRO Thiago	BRA	0	8	2	9		
Duration of Match 2			18min	5min	3min	5min		

Match 3			Match	Game 1	Game 2	Game 3	Game 4	Game 5
C/A	LEUNG CY / JIANG T	HKG	3	10	11	11	11	
Z/Y	TSUBOI G / MONTEIRO T	BRA	1	12	3	5	6	
Duration of Match 3			28min	7min	5min	5min	6min	

Duration of Team Match	1h19min
------------------------	---------

Player Statistics	Hong Kong, China (HKG)					Team Match	Brazil (BRA)					Team Match
	Match						Match					
	1	2	3	4	5		1	2	3	4	5	
Points won	41	33	43			117	24	19	26			69
Biggest lead	9	9	8			9	3	1	2			3
Points won on own serve	24	18	19			61	15	12	12			39
Points lost on own serve	9	7	14			30	17	15	24			56
Most consecutive points won	7	9	7			9	4	3	5			5
Greatest deficit overcome	1	1	1			1	2	-	5			5

Match/Team Match Statistics	Match					Team Match
	1	2	3	4	5	
Longest rally (strokes)	10	16	11			16
Average rally	4	5	4			4

NOTES

The "Greatest deficit overcome" only applies when the player/pair ends up winning the game.

LEGEND

MT Men's Team



Detailed Team Match Results

Résultats détaillés du match par équipes

Hong Kong, China (HKG) 3 - 0 Brazil (BRA)

Match 1: JIANG Tianyi (HKG) 3-1 HOYAMA Hugo (BRA)

Match Summary		Match	Game 1	Game 2	Game 3	Game 4	Game 5
JIANG Tianyi	HKG	3	11	8	11	11	
HOYAMA Hugo	BRA	1	5	11	6	2	
	Duration	23min	4min	6min	5min	4min	

Team Match No : MT2 Table : 3 Umpires : MOELLER Claudia (GER) WHITAKER Jonathan (GBR)

Player Statistics	JIANG Tianyi (HKG)						HOYAMA Hugo (BRA)					
	Game					Match	Game					Match
	1	2	3	4	5		1	2	3	4	5	
Points won	11	8	11	11		41	5	11	6	2		24
Biggest lead	7	2	5	9		9	1	3	-	-		3
Points won on own serve	7	6	6	5		24	4	7	4	0		15
Points lost on own serve	1	4	2	2		9	4	2	5	6		17
Most consecutive points won	7	2	5	7		7	2	3	4	2		4
Greatest deficit overcome	1	-	-	-		1	-	2	-	-		2
Handedness/Grip	Left/Shakehand						Left/Penholder					

Game/Match Statistics	Game					Match
	1	2	3	4	5	
Longest rally (strokes)	9	8	8	10		10
Average rally	4	4	4	4		4

Game Progress

1	JIANG Tianyi (HKG)	0	*1	3	*5	7	*7	9	*10	11		
	HOYAMA Hugo (BRA)	*0	1	*1	1	*1	3	*3	4	5		
2	JIANG Tianyi (HKG)	*0	2	*3	4	*4	5	*6	7	*7	8	8
	HOYAMA Hugo (BRA)	0	*0	1	*2	4	*5	6	*7	9	*10	11
3	JIANG Tianyi (HKG)	0	*2	4	*5	5	*6	8	*8	10	11	
	HOYAMA Hugo (BRA)	*0	0	*0	1	*3	4	*4	6	*6	6	
4	JIANG Tianyi (HKG)	*0	2	*4	4	*6	8	*10	11			
	HOYAMA Hugo (BRA)	0	*0	0	*2	2	*2	2	2			

NOTES

"*" denotes server. The "Greatest deficit overcome" only applies when the player ends up winning the game.

LEGEND

MT Men's Team



Detailed Team Match Results

Résultats détaillés du match par équipes

Hong Kong, China (HKG) 3 - 0 Brazil (BRA)

Match 2: TANG Peng (HKG) 3-0 MONTEIRO Thiago (BRA)

Match Summary		Match	Game 1	Game 2	Game 3	Game 4	Game 5
TANG Peng	HKG	3	11	11	11		
MONTEIRO Thiago	BRA	0	8	2	9		
Duration		18min	5min	3min	5min		

Team Match No : MT2 Table : 3 Umpires : MOELLER Claudia (GER) WHITAKER Jonathan (GBR)

Player Statistics	TANG Peng (HKG)						MONTEIRO Thiago (BRA)					
	Game					Match	Game					Match
	1	2	3	4	5		1	2	3	4	5	
Points won	11	11	11			33	8	2	9			19
Biggest lead	4	9	2			9	1	1	1			1
Points won on own serve	7	5	6			18	6	1	5			12
Points lost on own serve	2	1	4			7	4	6	5			15
Most consecutive points won	5	9	2			9	3	1	2			3
Greatest deficit overcome	1	1	1			1	-	-	-			-
Handedness/Grip	Right/Shakehand						Right/Shakehand					

Game/Match Statistics	Game					Match
	1	2	3	4	5	
Longest rally (strokes)	8	16	13			16
Average rally	5	6	4			5

Game Progress

1	TANG Peng (HKG)	0	*1	3	*3	4	*6	8	*8	9	*10	11
	MONTEIRO Thiago (BRA)	*0	1	*1	3	*4	4	*4	6	*7	8	8
2	TANG Peng (HKG)	*0	1	*2	4	6	*8	10	11			
	MONTEIRO Thiago (BRA)	0	*1	2	*2	*2	2	*2	2			
3	TANG Peng (HKG)	0	*2	3	*4	5	*5	6	*7	8	*9	11
	MONTEIRO Thiago (BRA)	*0	0	*1	2	*3	5	*6	7	*8	9	9

NOTES

"*" denotes server. The "Greatest deficit overcome" only applies when the player ends up winning the game.

LEGEND

MT Men's Team



Detailed Team Match Results
Résultats détaillés du match par équipes

Hong Kong, China (HKG) 3 - 0 Brazil (BRA)

Match 3: LEUNG Chu Yan (HKG) 3-1 TSUBOI Gustavo (BRA)
JIANG Tianyi MONTEIRO Thiago

Match Summary		Match	Game 1	Game 2	Game 3	Game 4	Game 5
LEUNG Chu Yan / JIANG T	HKG	3	10	11	11	11	
TSUBOI Gustavo / MONTEIRO T	BRA	1	12	3	5	6	
	Duration	28min	7min	5min	5min	6min	

Team Match No : MT2 Table : 3 Umpires : MOELLER Claudia (GER) WHITAKER Jonathan (GBR)

Player Statistics	LEUNG CY / JIANG T (HKG)						TSUBOI G / MONTEIRO T (BRA)					
	Game					Match	Game					Match
	1	2	3	4	5		1	2	3	4	5	
Points won	10	11	11	11		43	12	3	5	6		26
Biggest lead	5	8	6	5		8	2	-	-	1		2
Points won on own serve	4	6	4	5		19	5	3	1	3		12
Points lost on own serve	7	0	4	3		14	6	5	7	6		24
Most consecutive points won	4	7	3	5		7	5	1	1	2		5
Greatest deficit overcome	-	-	-	1		1	5	-	-	-		5
Handedness/Grip	Right/Penholder - Left/Shakehand						Left/Shakehand - Right/Shakehand					

Game/Match Statistics	Game					Match
	1	2	3	4	5	
Longest rally (strokes)	11	7	5	7		11
Average rally	5	4	3	5		4

Game Progress

1	LEUNG CY / JIANG T (HKG)	*-0	1	*-2	3	*-5	6	*-8	9	*-9	9	*-10	10	10
	TSUBOI G / MONTEIRO T (BRA)	0	*-1	2	*-3	3	*-4	4	*-5	7	*-9	10	*-11	12
2	LEUNG CY / JIANG T (HKG)	0	*-1	3	*-4	6	*-8	10	11					
	TSUBOI G / MONTEIRO T (BRA)	*-0	1	*-1	2	*-2	2	*-2	3					
3	LEUNG CY / JIANG T (HKG)	*-0	1	*-3	4	*-5	6	*-8	9	11				
	TSUBOI G / MONTEIRO T (BRA)	0	*-1	1	*-2	3	*-4	4	*-5	5				
4	LEUNG CY / JIANG T (HKG)	0	*-1	2	*-3	5	*-6	6	*-8	10	11			
	TSUBOI G / MONTEIRO T (BRA)	*-0	1	*-2	3	*-3	4	*-6	6	*-6	6			

NOTES

"*-"" denotes first player of pair is server, "-*" denotes second player of pair is server. The "Greatest deficit overcome" only applies when the pair ends up winning the game.

LEGEND

MT Men's Team



Detailed Team Match Results

Résultats détaillés du match par équipes

Great Britain (GBR) **0 - 3** Portugal (POR)

Team Match No : MT3 Table : 1 Umpires : MEZEK Gregor (SLO) LARROZA Andres (PAR)

Match 1			Match	Game 1	Game 2	Game 3	Game 4	Game 5
A	DRINKHALL Paul	GBR	1	15	6	7	8	
X	FREITAS Marcos	POR	3	13	11	11	11	
Duration of Match 1			38min	7min	5min	5min	6min	

Match 2			Match	Game 1	Game 2	Game 3	Game 4	Game 5
B	PITCHFORD Liam	GBR	1	11	5	7	8	
Y	MONTEIRO Joao	POR	3	9	11	11	11	
Duration of Match 2			31min	6min	5min	6min	6min	

Match 3			Match	Game 1	Game 2	Game 3	Game 4	Game 5
C/B	BAGGALEY A / PITCHFORD L	GBR	0	5	7	9		
Z/Y	APOLONIA T / MONTEIRO J	POR	3	11	11	11		
Duration of Match 3			22min	4min	4min	7min		

Duration of Team Match	1h43min
------------------------	---------

Player Statistics	Great Britain (GBR)					Team Match	Portugal (POR)					Team Match
	Match						Match					
	1	2	3	4	5		1	2	3	4	5	
Points won	36	31	21			88	46	42	33			121
Biggest lead	2	4	3			4	5	6	6			6
Points won on own serve	17	16	9			42	22	21	14			57
Points lost on own serve	24	21	19			64	19	15	12			46
Most consecutive points won	3	4	3			4	6	5	6			6
Greatest deficit overcome	2	1	-			2	2	2	3			3

Match/Team Match Statistics	Match					Team Match
	1	2	3	4	5	
Longest rally (strokes)	13	22	21			22
Average rally	5	6	4			5

NOTES

The "Greatest deficit overcome" only applies when the player/pair ends up winning the game.

LEGEND

MT Men's Team



Detailed Team Match Results

Résultats détaillés du match par équipes

Great Britain (GBR) **0 - 3** Portugal (POR)**Match 1:** DRINKHALL Paul (GBR) **1-3** FREITAS Marcos (POR)

Match Summary		Match	Game 1	Game 2	Game 3	Game 4	Game 5
DRINKHALL Paul	GBR	1	15	6	7	8	
FREITAS Marcos	POR	3	13	11	11	11	
Duration		38min	7min	5min	5min	6min	

Team Match No : MT3 Table : 1 Umpires : MEZEK Gregor (SLO) LARROZA Andres (PAR)

Player Statistics	DRINKHALL Paul (GBR)						FREITAS Marcos (POR)					
	Game					Match	Game					Match
	1	2	3	4	5		1	2	3	4	5	
Points won	15	6	7	8		36	13	11	11	11		46
Biggest lead	2	2	1	2		2	2	5	4	4		5
Points won on own serve	9	1	4	3		17	8	3	7	4		22
Points lost on own serve	5	8	4	7		24	6	5	3	5		19
Most consecutive points won	3	3	3	3		3	4	6	3	6		6
Greatest deficit overcome	2	-	-	-		2	-	2	1	2		2
Handedness/Grip	Right/Shakehand						Left/Shakehand					

Game/Match Statistics	Game					Match
	1	2	3	4	5	
Longest rally (strokes)	13	11	11	13		13
Average rally	5	5	6	5		5

Game Progress

1	DRINKHALL Paul (GBR)	0	*2	3	*3	5	*5	7	*7	7	*9	10	*10	11	*11	12	*13	13	*14	
	FREITAS Marcos (POR)	*0	0	*1	3	*3	5	*5	7	*9	9	*10	11	*11	12	*12	12	*13	13	
		15																		
		13																		
2	DRINKHALL Paul (GBR)	*0	1	*3	3	*3	3	*5	5	*6	6									
	FREITAS Marcos (POR)	0	*1	1	*3	5	*7	7	*9	10	11									
3	DRINKHALL Paul (GBR)	0	*0	1	*3	4	*5	6	*6	7	7									
	FREITAS Marcos (POR)	*0	2	*3	3	*4	5	*6	8	*9	11									
4	DRINKHALL Paul (GBR)	*0	1	*3	3	*3	3	*5	6	*7	8	8								
	FREITAS Marcos (POR)	0	*1	1	*3	5	*7	7	*8	9	*10	11								

NOTES

"*" denotes server. The "Greatest deficit overcome" only applies when the player ends up winning the game.

LEGEND

MT Men's Team



Detailed Team Match Results
Résultats détaillés du match par équipes

Great Britain (GBR) **0 - 3** Portugal (POR)

Match 2: PITCHFORD Liam (GBR) **1-3** MONTEIRO Joao (POR)

Match Summary		Match	Game 1	Game 2	Game 3	Game 4	Game 5
PITCHFORD Liam	GBR	1	11	5	7	8	
MONTEIRO Joao	POR	3	9	11	11	11	
Duration		31min	6min	5min	6min	6min	

Team Match No : MT3 Table : 1 Umpires : MEZEK Gregor (SLO) LARROZA Andres (PAR)

Player Statistics	PITCHFORD Liam (GBR)						MONTEIRO Joao (POR)					
	Game					Match	Game					Match
	1	2	3	4	5		1	2	3	4	5	
Points won	11	5	7	8		31	9	11	11	11		42
Biggest lead	4	-	1	2		4	1	6	5	3		6
Points won on own serve	5	3	3	5		16	4	6	4	7		21
Points lost on own serve	5	5	7	4		21	6	2	4	3		15
Most consecutive points won	4	1	2	3		4	3	3	4	5		5
Greatest deficit overcome	1	-	-	-		1	-	-	1	2		2
Handedness/Grip	Right/Shakehand						Left/Shakehand					

Game/Match Statistics	Game					Match
	1	2	3	4	5	
Longest rally (strokes)	13	18	21	22		22
Average rally	5	5	5	7		6

Game Progress

1	PITCHFORD Liam (GBR)	*0	1	*2	3	*5	6	*7	9	*10	10	11
	MONTEIRO Joao (POR)	0	*1	2	*3	3	*4	5	*5	6	*8	9
2	PITCHFORD Liam (GBR)	0	*0	1	*2	3	*3	4	*5	5		
	MONTEIRO Joao (POR)	*0	2	*3	4	*5	7	*8	9	11		
3	PITCHFORD Liam (GBR)	*0	1	*1	2	*3	3	*5	5	*6	7	
	MONTEIRO Joao (POR)	0	*1	3	*4	5	*7	7	*9	10	11	
4	PITCHFORD Liam (GBR)	0	*1	2	*3	5	*5	7	*7	7	*8	8
	MONTEIRO Joao (POR)	*0	1	*2	3	*3	5	*5	7	*9	10	11

NOTES

"*" denotes server. The "Greatest deficit overcome" only applies when the player ends up winning the game.

LEGEND

MT Men's Team



Detailed Team Match Results

Résultats détaillés du match par équipes

Great Britain (GBR) **0 - 3** Portugal (POR)

Match 3: BAGGALEY Andrew (GBR) **0-3** APOLONIA Tiago (POR)
PITCHFORD Liam MONTEIRO Joao

Match Summary		Match	Game 1	Game 2	Game 3	Game 4	Game 5
BAGGALEY Andrew / PITCHFORD L	GBR	0	5	7	9		
APOLONIA Tiago / MONTEIRO J	POR	3	11	11	11		
Duration		22min	4min	4min	7min		

Team Match No : MT3 Table : 1 Umpires : MEZEK Gregor (SLO) LARROZA Andres (PAR)

Player Statistics	BAGGALEY A / PITCHFORD L (GBR)						APOLONIA T / MONTEIRO J (POR)					
	Game					Match	Game					Match
	1	2	3	4	5		1	2	3	4	5	
Points won	5	7	9			21	11	11	11			33
Biggest lead	2	-	3			3	6	6	4			6
Points won on own serve	3	3	3			9	6	4	4			14
Points lost on own serve	5	7	7			19	2	4	6			12
Most consecutive points won	3	2	3			3	5	6	4			6
Greatest deficit overcome	-	-	-			-	2	-	3			3
Handedness/Grip	Right/Shakehand - Right/Shakehand						Right/Shakehand - Left/Shakehand					

Game/Match Statistics	Game					Match
	1	2	3	4	5	
Longest rally (strokes)	21	6	7			21
Average rally	5	4	5			4

Game Progress

1	BAGGALEY A / PITCHFORD L (GBR)	0	*1	3	*4	4	*4	5	*5	5		
	APOLONIA T / MONTEIRO J (POR)	*0	1	*1	2	*4	6	*7	9	11		
2	BAGGALEY A / PITCHFORD L (GBR)	*0	0	*0	0	*2	3	*4	5	*6	7	
	APOLONIA T / MONTEIRO J (POR)	0	*2	4	*6	6	*7	8	*9	10	11	
3	BAGGALEY A / PITCHFORD L (GBR)	0	*2	3	*3	4	*5	5	*6	6	*8	9
	APOLONIA T / MONTEIRO J (POR)	*0	0	*1	3	*4	5	*7	8	*10	10	11

NOTES

"*" denotes first player of pair is server, "-*" denotes second player of pair is server. The "Greatest deficit overcome" only applies when the pair ends up winning the game.

LEGEND

MT Men's Team



Detailed Team Match Results

Résultats détaillés du match par équipes

Democratic People's Republic of Korea (PRK) **1 - 3** Republic of Korea (KOR)

Team Match No : MT4 Table : 1 Umpires : le PAPE Gerard (FRA) LENTZ Genevieve (RSA)

Match 1			Match	Game 1	Game 2	Game 3	Game 4	Game 5
A	KIM Hyok Bong	PRK	3	11	11	12		
X	OH Sangeun	KOR	0	6	8	10		
Duration of Match 1			23min	5min	7min	8min		

Match 2			Match	Game 1	Game 2	Game 3	Game 4	Game 5
B	JANG Song Man	PRK	0	10	3	9		
Y	JOO Saehyuk	KOR	3	12	11	11		
Duration of Match 2			29min	7min	6min	8min		

Match 3			Match	Game 1	Game 2	Game 3	Game 4	Game 5
C/B	KIM SN / JANG SM	PRK	1	8	11	12	9	
Z/X	RYU S / OH S	KOR	3	11	8	14	11	
Duration of Match 3			46min	6min	6min	11min	7min	

Match 4			Match	Game 1	Game 2	Game 3	Game 4	Game 5
A	KIM Hyok Bong	PRK	2	11	9	11	5	3
Z	RYU Seungmin	KOR	3	5	11	9	11	11
Duration of Match 4			39min	5min	7min	7min	5min	6min

Duration of Team Match	2h24min
------------------------	---------

Player Statistics	DPR Korea (PRK)					Team Match	Republic of Korea (KOR)					Team Match
	Match						Match					
	1	2	3	4	5		1	2	3	4	5	
Points won	34	23	40	39		136	24	35	44	47		150
Biggest lead	5	4	4	6		6	4	8	6	8		8
Points won on own serve	18	12	21	20		71	13	19	23	25		80
Points lost on own serve	11	16	21	22		70	16	11	19	19		65
Most consecutive points won	5	4	4	5		5	5	6	5	5		6
Greatest deficit overcome	4	-	2	4		4	-	4	4	2		4

Match/Team Match Statistics	Match					Team Match
	1	2	3	4	5	
Longest rally (strokes)	20	17	15	15		20
Average rally	6	7	5	5		6

NOTES

The "Greatest deficit overcome" only applies when the player/pair ends up winning the game.

LEGEND

MT Men's Team



Detailed Team Match Results

Résultats détaillés du match par équipes

Democratic People's Republic of Korea (PRK) **1 - 3** Republic of Korea (KOR)

Match 1: **KIM Hyok Bong (PRK) 3-0** OH Sangeun (KOR)

Match Summary		Match	Game 1	Game 2	Game 3	Game 4	Game 5
KIM Hyok Bong	PRK	3	11	11	12		
OH Sangeun	KOR	0	6	8	10		
	Duration	23min	5min	7min	8min		

Team Match No : MT4 Table : 1 Umpires : le PAPE Gerard (FRA) LENTZ Genevieve (RSA)

Player Statistics	KIM Hyok Bong (PRK)						OH Sangeun (KOR)					
	Game					Match	Game					Match
	1	2	3	4	5		1	2	3	4	5	
Points won	11	11	12			34	6	8	10			24
Biggest lead	5	3	2			5	1	4	3			4
Points won on own serve	5	6	7			18	3	4	6			13
Points lost on own serve	3	4	4			11	6	5	5			16
Most consecutive points won	3	5	4			5	1	3	5			5
Greatest deficit overcome	1	4	3			4	-	-	-			-
Handedness/Grip	Right/Shakehand						Right/Shakehand					

Game/Match Statistics	Game					Match
	1	2	3	4	5	
Longest rally (strokes)	10	17	20			20
Average rally	5	6	6			6

Game Progress

1	KIM Hyok Bong (PRK)	0	*1	2	*4	5	*6	7	*8	10	11			
	OH Sangeun (KOR)	*0	1	*2	2	*3	4	*5	6	*6	6			
2	KIM Hyok Bong (PRK)	*0	1	*1	2	*3	3	*5	7	*8	10	11		
	OH Sangeun (KOR)	0	*1	3	*4	5	*7	7	*7	8	*8	8		
3	KIM Hyok Bong (PRK)	0	*2	2	*2	3	*4	6	*6	7	*8	10	*11	12
	OH Sangeun (KOR)	*0	0	*2	4	*5	6	*6	8	*9	10	*10	10	10

NOTES

"*" denotes server. The "Greatest deficit overcome" only applies when the player ends up winning the game.

LEGEND

MT Men's Team



Detailed Team Match Results
Résultats détaillés du match par équipes

Democratic People's Republic of Korea (PRK) **1 - 3** Republic of Korea (KOR)

Match 2: JANG Song Man (PRK) **0-3** JOO Saehyuk (KOR)

Match Summary		Match	Game 1	Game 2	Game 3	Game 4	Game 5
JANG Song Man	PRK	0	10	3	9		
JOO Saehyuk	KOR	3	12	11	11		
Duration		29min	7min	6min	8min		

Team Match No : MT4 Table : 1 Umpires : le PAPE Gerard (FRA) LENTZ Genevieve (RSA)

Player Statistics	JANG Song Man (PRK)						JOO Saehyuk (KOR)					
	Game					Match	Game					Match
	1	2	3	4	5		1	2	3	4	5	
Points won	10	3	10			23	12	11	12			35
Biggest lead	4	1	2			4	3	8	2			8
Points won on own serve	5	1	6			12	6	6	7			19
Points lost on own serve	6	5	5			16	5	2	4			11
Most consecutive points won	4	1	3			4	5	6	4			6
Greatest deficit overcome	-	-	-			-	4	1	2			4
Handedness/Grip	Right/Shakehand						Right/Shakehand					

Game/Match Statistics	Game					Match
	1	2	3	4	5	
Longest rally (strokes)	15	17	16			17
Average rally	6	8	8			7

Game Progress

1	JANG Song Man (PRK)	*0	2	*4	4	*4	5	*6	7	*7	8	*10	10	10
	JOO Saehyuk (KOR)	0	*0	0	*2	4	*5	6	*7	9	*10	10	*11	12
2	JANG Song Man (PRK)	0	*1	1	*2	3	*3	3	3	3	3	3	3	3
	JOO Saehyuk (KOR)	*0	1	*3	4	*5	7	*9	11	11	11	11	11	11
3	JANG Song Man (PRK)	*0	1	*3	3	*3	5	*5	6	*7	9	*9	*10	10
	JOO Saehyuk (KOR)	0	*1	1	*3	5	*5	7	*8	9	*9	11	11	12

NOTES

"*" denotes server. The "Greatest deficit overcome" only applies when the player ends up winning the game.

LEGEND

MT Men's Team



Detailed Team Match Results

Résultats détaillés du match par équipes

Democratic People's Republic of Korea (PRK) **1 - 3** Republic of Korea (KOR)

Match 3: KIM Song Nam (PRK) **1-3** RYU Seungmin (KOR)
JANG Song Man **OH Sangeun**

Match Summary		Match	Game 1	Game 2	Game 3	Game 4	Game 5
KIM Song Nam / JANG SM	PRK	1	8	11	12	9	
RYU Seungmin / OH S	KOR	3	11	8	14	11	
Duration		46min	6min	6min	11min	7min	

Team Match No : MT4 Table : 1 Umpires : le PAPE Gerard (FRA) LENTZ Genevieve (RSA)

Player Statistics	KIM SN / JANG SM (PRK)						RYU S / OH S (KOR)					
	Game					Match	Game					Match
	1	2	3	4	5		1	2	3	4	5	
Points won	8	11	12	9		40	11	8	14	11		44
Biggest lead	1	3	4	-		4	6	2	2	4		6
Points won on own serve	3	3	8	7		21	4	2	9	8		23
Points lost on own serve	7	6	5	3		21	5	8	4	2		19
Most consecutive points won	4	4	3	4		4	5	3	5	4		5
Greatest deficit overcome	-	2	-	-		2	1	-	4	-		4
Handedness/Grip	Right/Shakehand - Right/Shakehand						Right/Penholder - Right/Shakehand					

Game/Match Statistics	Game					Match
	1	2	3	4	5	
Longest rally (strokes)	15	13	13	11		15
Average rally	6	5	6	4		5

Game Progress

1	KIM SN / JANG SM (PRK)	*-0	1	*-1	1	*-3	3	*-4	4	*-6	8	8						
	RYU S / OH S (KOR)	0	*-1	3	*-5	5	*-7	8	*-10	10	*-10	11						
2	KIM SN / JANG SM (PRK)	0	*-2	2	*-3	3	*-5	6	*-8	9	*-10	11						
	RYU S / OH S (KOR)	*-0	0	*-2	3	*-5	5	*-6	6	*-7	8	8						
3	KIM SN / JANG SM (PRK)	*-0	2	*-3	4	*-5	7	*-8	8	*-8	9	*-10	11	*-11	12	*-12	12	12
	RYU S / OH S (KOR)	0	*-0	1	*-2	3	*-3	4	*-6	8	*-9	10	*-10	11	*-11	12	*-13	14
4	KIM SN / JANG SM (PRK)	0	*-0	0	*-2	4	*-4	6	*-6	8	*-8	9						
	RYU S / OH S (KOR)	*-0	2	*-4	4	*-4	6	*-6	8	*-8	10	11						

NOTES

"*-"" denotes first player of pair is server, "-*" denotes second player of pair is server. The "Greatest deficit overcome" only applies when the pair ends up winning the game.

LEGEND

MT Men's Team



Detailed Team Match Results

Résultats détaillés du match par équipes

Democratic People's Republic of Korea (PRK) **1 - 3** Republic of Korea (KOR)

Match 4: KIM Hyok Bong (PRK) **2-3** RYU Seungmin (KOR)

Match Summary		Match	Game 1	Game 2	Game 3	Game 4	Game 5
KIM Hyok Bong	PRK	2	11	9	11	5	3
RYU Seungmin	KOR	3	5	11	9	11	11
Duration		39min	5min	7min	7min	5min	6min

Team Match No : MT4 Table : 1 Umpires : le PAPE Gerard (FRA) LENTZ Genevieve (RSA)

Player Statistics	KIM Hyok Bong (PRK)						RYU Seungmin (KOR)					
	Game					Match	Game					Match
	1	2	3	4	5		1	2	3	4	5	
Points won	11	9	11	5	3	39	5	11	9	11	11	47
Biggest lead	6	2	3	-	-	6	-	4	4	6	8	8
Points won on own serve	6	5	5	3	1	20	3	6	4	6	6	25
Points lost on own serve	2	5	5	5	5	22	5	4	6	2	2	19
Most consecutive points won	3	4	5	3	2	5	2	4	4	4	5	5
Greatest deficit overcome	-	-	4	-	-	4	-	2	-	-	-	2
Handedness/Grip	Right/Shakehand						Right/Penholder					

Game/Match Statistics	Game					Match
	1	2	3	4	5	
Longest rally (strokes)	15	9	9	13	13	15
Average rally	6	5	5	5	6	5

Game Progress

1	KIM Hyok Bong (PRK)	0	*2	3	*4	5	*6	8	*9	11		
	RYU Seungmin (KOR)	*0	0	*1	2	*3	4	*4	5	5		
2	KIM Hyok Bong (PRK)	*0	1	*3	3	*3	4	*4	5	*7	9	9
	RYU Seungmin (KOR)	0	*1	1	*3	5	*6	8	*9	9	*9	11
3	KIM Hyok Bong (PRK)	0	*1	1	*2	2	*4	6	*7	9	*10	11
	RYU Seungmin (KOR)	*0	1	*3	4	*6	6	*6	7	*7	8	9
4	KIM Hyok Bong (PRK)	*0	0	*1	3	*3	3	*4	5	5		
	RYU Seungmin (KOR)	0	*2	3	*3	5	*7	8	*9	11		
5	KIM Hyok Bong (PRK)	0	*1	1	*1	2	*3	3	3	3		
	RYU Seungmin (KOR)	*0	1	*3	5	*6	7	*9	11	11		

NOTES

"*" denotes server. The "Greatest deficit overcome" only applies when the player ends up winning the game.

LEGEND

MT Men's Team



Detailed Team Match Results

Résultats détaillés du match par équipes

Singapore (SIN) **0 - 3** People's Republic of China (CHN)

Team Match No : MT11 Table : 1 Umpires : MOELLER Claudia (GER) WEINSTEIN Saul (USA)

Match 1			Match	Game 1	Game 2	Game 3	Game 4	Game 5
A	GAO Ning	SIN	0	4	5	6		
X	MA Long	CHN	3	11	11	11		
Duration of Match 1			22min	6min	7min	8min		

Match 2			Match	Game 1	Game 2	Game 3	Game 4	Game 5
B	ZHAN Jian	SIN	0	8	3	4		
Y	WANG Hao	CHN	3	11	11	11		
Duration of Match 2			19min	6min	4min	4min		

Match 3			Match	Game 1	Game 2	Game 3	Game 4	Game 5
C/B	YANG Z / ZHAN J	SIN	0	8	9	3		
Z/Y	ZHANG JK / WANG H	CHN	3	11	11	11		
Duration of Match 3			22min	6min	7min	4min		

Duration of Team Match	1h12min
------------------------	---------

Player Statistics	Singapore (SIN)					Team Match	People's Republic of China (CHN)					Team Match
	Match						Match					
	1	2	3	4	5		1	2	3	4	5	
Points won	15	15	20			50	33	33	33			99
Biggest lead	4	4	2			4	7	8	8			8
Points won on own serve	7	10	9			26	15	19	14			48
Points lost on own serve	18	14	19			51	8	5	11			24
Most consecutive points won	4	3	3			4	6	6	6			6
Greatest deficit overcome	-	-	-			-	4	4	2			4

Match/Team Match Statistics	Match					Team Match
	1	2	3	4	5	
Longest rally (strokes)	17	14	9			17
Average rally	5	5	4			5

NOTES

The "Greatest deficit overcome" only applies when the player/pair ends up winning the game.

LEGEND

MT Men's Team



Detailed Team Match Results
Résultats détaillés du match par équipes

Singapore (SIN) **0 - 3** People's Republic of China (CHN)

Match 1: GAO Ning (SIN) **0-3** MA Long (CHN)

Match Summary		Match	Game 1	Game 2	Game 3	Game 4	Game 5
GAO Ning	SIN	0	4	5	6		
MA Long	CHN	3	11	11	11		
Duration		22min	6min	7min	8min		

Team Match No : MT11 Table : 1 Umpires : MOELLER Claudia (GER) WEINSTEIN Saul (USA)

Player Statistics	GAO Ning (SIN)						MA Long (CHN)					
	Game					Match	Game					Match
	1	2	3	4	5		1	2	3	4	5	
Points won	4	5	6			15	11	11	11			33
Biggest lead	-	2	4			4	7	6	5			7
Points won on own serve	3	1	3			7	6	4	5			15
Points lost on own serve	5	7	6			18	1	4	3			8
Most consecutive points won	2	2	4			4	4	4	6			6
Greatest deficit overcome	-	-	-			-	-	2	4			4
Handedness/Grip	Right/Shakehand						Right/Shakehand					

Game/Match Statistics	Game					Match
	1	2	3	4	5	
Longest rally (strokes)	15	13	17			17
Average rally	4	4	6			5

Game Progress

1	GAO Ning (SIN)	*0	0	*0	2	*2	2	*3	4	4	
	MA Long (CHN)	0	*2	4	*4	6	*8	9	*10	11	
2	GAO Ning (SIN)	0	*2	2	*3	3	*4	5	*5	5	
	MA Long (CHN)	*0	0	*2	3	*5	6	*7	9	11	
3	GAO Ning (SIN)	*0	2	*4	4	*4	5	*6	6	*6	6
	MA Long (CHN)	0	*0	0	*2	4	*5	6	*8	10	11

NOTES

"*" denotes server. The "Greatest deficit overcome" only applies when the player ends up winning the game.

LEGEND

MT Men's Team



Detailed Team Match Results

Résultats détaillés du match par équipes

Singapore (SIN) **0 - 3** People's Republic of China (CHN)

Match 2: ZHAN Jian (SIN) **0-3** WANG Hao (CHN)

Match Summary		Match	Game 1	Game 2	Game 3	Game 4	Game 5
ZHAN Jian	SIN	0	8	3	4		
WANG Hao	CHN	3	11	11	11		
Duration		19min	6min	4min	4min		

Team Match No : MT11 Table : 1 Umpires : MOELLER Claudia (GER) WEINSTEIN Saul (USA)

Player Statistics	ZHAN Jian (SIN)						WANG Hao (CHN)					
	Game					Match	Game					Match
	1	2	3	4	5		1	2	3	4	5	
Points won	8	3	4			15	11	11	11			33
Biggest lead	4	-	1			4	3	8	7			8
Points won on own serve	6	2	2			10	7	7	5			19
Points lost on own serve	4	4	6			14	2	1	2			5
Most consecutive points won	3	1	1			3	6	4	5			6
Greatest deficit overcome	-	-	-			-	4	-	1			4
Handedness/Grip	Right/Shakehand						Right/Penholder					

Game/Match Statistics	Game					Match
	1	2	3	4	5	
Longest rally (strokes)	14	7	11			14
Average rally	5	4	5			5

Game Progress

1	ZHAN Jian (SIN)	*0	2	*3	4	*5	7	*7	8	*8	8	8
	WANG Hao (CHN)	0	*0	1	*2	3	*3	5	*6	8	*10	11
2	ZHAN Jian (SIN)	0	*0	1	*1	2	*3	3	3			3
	WANG Hao (CHN)	*0	2	*3	5	*6	7	*9	11			11
3	ZHAN Jian (SIN)	*0	1	*2	3	*3	3	*4	4			4
	WANG Hao (CHN)	0	*1	2	*3	5	*7	8	*10			11

NOTES

"*" denotes server. The "Greatest deficit overcome" only applies when the player ends up winning the game.

LEGEND

MT Men's Team



Detailed Team Match Results

Résultats détaillés du match par équipes

Singapore (SIN) **0 - 3** People's Republic of China (CHN)

Match 3: YANG Zi (SIN) **0-3** ZHANG Jike (CHN)
ZHAN Jian WANG Hao

Match Summary		Match	Game 1	Game 2	Game 3	Game 4	Game 5
YANG Zi / ZHAN J	SIN	0	8	9	3		
ZHANG Jike / WANG H	CHN	3	11	11	11		
	Duration	22min	6min	7min	4min		

Team Match No : MT11 Table : 1 Umpires : MOELLER Claudia (GER) WEINSTEIN Saul (USA)

Player Statistics	YANG Z / ZHAN J (SIN)						ZHANG JK / WANG H (CHN)					
	Game					Match	Game					Match
	1	2	3	4	5		1	2	3	4	5	
Points won	8	9	3			20	11	11	11			33
Biggest lead	2	-	-			2	3	4	8			8
Points won on own serve	4	4	1			9	5	5	4			14
Points lost on own serve	6	6	7			19	4	5	2			11
Most consecutive points won	2	3	1			3	4	3	6			6
Greatest deficit overcome	-	-	-			-	2	-	-			2
Handedness/Grip	Left/Shakehand - Right/Shakehand						Right/Shakehand - Right/Penholder					

Game/Match Statistics	Game					Match
	1	2	3	4	5	
Longest rally (strokes)	9	9	8			9
Average rally	4	4	5			4

Game Progress

1	YANG Z / ZHAN J (SIN)	*-0	1	*-2	4	*-4	5	*-7	7	*-8	8	8
	ZHANG JK / WANG H (CHN)	0	*-1	2	*-2	4	*-5	5	*-7	8	*-10	11
2	YANG Z / ZHAN J (SIN)	0	*-0	2	*-2	3	*-5	5	*-6	6	*-8	9
	ZHANG JK / WANG H (CHN)	*-0	2	*-2	4	*-5	5	*-7	8	*-10	10	11
3	YANG Z / ZHAN J (SIN)	*-0	0	*-0	0	*-1	2	*-3	3			
	ZHANG JK / WANG H (CHN)	0	*-2	4	*-6	7	*-8	9	11			

NOTES

"*- " denotes first player of pair is server, "-*" denotes second player of pair is server. The "Greatest deficit overcome" only applies when the pair ends up winning the game.

LEGEND

MT Men's Team



Detailed Team Match Results

Résultats détaillés du match par équipes

Germany (GER) 3 - 0 Austria (AUT)

Team Match No : MT12 Table : 1 Umpires : ROMAN Enrique (PUR) ALMENDARIZ Freddy (ECU)

Match 1			Match	Game 1	Game 2	Game 3	Game 4	Game 5
A	OVTCHAROV Dimitrij	GER	3	11	11	11		
X	GARDOS Robert	AUT	0	9	8	5		
Duration of Match 1			26min	8min	7min	6min		

Match 2			Match	Game 1	Game 2	Game 3	Game 4	Game 5
B	BOLL Timo	GER	3	11	11	11		
Y	SCHLAGER Werner	AUT	0	7	7	4		
Duration of Match 2			21min	6min	7min	5min		

Match 3			Match	Game 1	Game 2	Game 3	Game 4	Game 5
C/B	STEGER B / BOLL T	GER	3	11	13	8	11	
Z/X	CHEN W / GARDOS R	AUT	1	6	11	11	4	
Duration of Match 3			28min	5min	7min	7min	5min	

Duration of Team Match	1h26min
------------------------	---------

Player Statistics	Germany (GER)					Team Match	Austria (AUT)					Team Match
	Match						Match					
	1	2	3	4	5		1	2	3	4	5	
Points won	33	33	43			109	22	18	32			72
Biggest lead	6	8	7			8	2	4	4			4
Points won on own serve	18	20	22			60	12	13	16			41
Points lost on own serve	10	5	16			31	15	13	21			49
Most consecutive points won	5	10	5			10	3	3	3			3
Greatest deficit overcome	2	4	4			4	-	-	1			1

Match/Team Match Statistics	Match					Team Match
	1	2	3	4	5	
Longest rally (strokes)	11	9	14			14
Average rally	5	4	5			5

NOTES

The "Greatest deficit overcome" only applies when the player/pair ends up winning the game.

LEGEND

MT Men's Team



Detailed Team Match Results

Résultats détaillés du match par équipes

Germany (GER) 3 - 0 Austria (AUT)

Match 1: OVTCHAROV Dimitrij (GER) 3-0 GARDOS Robert (AUT)

Match Summary		Match	Game 1	Game 2	Game 3	Game 4	Game 5
OVTCHAROV Dimitrij	GER	3	11	11	11		
GARDOS Robert	AUT	0	9	8	5		
Duration		26min	8min	7min	6min		

Team Match No : MT12 Table : 1 Umpires : ROMAN Enrique (PUR) ALMENDARIZ Freddy (ECU)

Player Statistics	OVTCHAROV Dimitrij (GER)						GARDOS Robert (AUT)					
	Game					Match	Game					Match
	1	2	3	4	5		1	2	3	4	5	
Points won	11	11	11			33	9	8	5			22
Biggest lead	2	3	6			6	2	2	-			2
Points won on own serve	7	5	6			18	6	3	3			12
Points lost on own serve	3	5	2			10	4	6	5			15
Most consecutive points won	3	5	4			5	3	3	2			3
Greatest deficit overcome	2	2	-			2	-	-	-			-
Handedness/Grip	Right/Shakehand						Right/Shakehand					

Game/Match Statistics	Game					Match
	1	2	3	4	5	
Longest rally (strokes)	10	11	8			11
Average rally	5	5	5			5

Game Progress

1	OVTCHAROV Dimitrij (GER)	0	*1	2	*2	4	*5	6	*8	9	*9	11
	GARDOS Robert (AUT)	*0	1	*2	4	*4	5	*6	6	*7	9	9
2	OVTCHAROV Dimitrij (GER)	*0	1	*2	4	*5	5	*6	6	*8	10	11
	GARDOS Robert (AUT)	0	*1	2	*2	3	*5	6	*8	8	*8	8
3	OVTCHAROV Dimitrij (GER)	0	*1	3	*3	5	*7	8	*10	11		
	GARDOS Robert (AUT)	*0	1	*1	3	*3	3	*4	4	5		

NOTES

"*" denotes server. The "Greatest deficit overcome" only applies when the player ends up winning the game.

LEGEND

MT Men's Team



Detailed Team Match Results

Résultats détaillés du match par équipes

Germany (GER) 3 - 0 Austria (AUT)

Match 2: BOLL Timo (GER) 3-0 SCHLAGER Werner (AUT)

Match Summary		Match	Game 1	Game 2	Game 3	Game 4	Game 5
BOLL Timo	GER	3	11	11	11		
SCHLAGER Werner	AUT	0	7	7	4		
	Duration	21min	6min	7min	5min		

Team Match No : MT12 Table : 1 Umpires : ROMAN Enrique (PUR) ALMENDARIZ Freddy (ECU)

Player Statistics	BOLL Timo (GER)						SCHLAGER Werner (AUT)					
	Game					Match	Game					Match
	1	2	3	4	5		1	2	3	4	5	
Points won	11	11	11			33	7	7	4			18
Biggest lead	5	4	8			8	1	4	2			4
Points won on own serve	5	8	7			20	4	5	4			13
Points lost on own serve	3	2	0			5	6	3	4			13
Most consecutive points won	5	7	10			10	2	3	2			3
Greatest deficit overcome	1	4	2			4	-	-	-			-
Handedness/Grip	Left/Shakehand						Right/Shakehand					

Game/Match Statistics	Game					Match
	1	2	3	4	5	
Longest rally (strokes)	8	9	6			9
Average rally	4	5	3			4

Game Progress

1	BOLL Timo (GER)	0	*1	2	*4	6	*7	8	*9	10	11
	SCHLAGER Werner (AUT)	*0	1	*2	2	*2	3	*4	5	*6	7
2	BOLL Timo (GER)	*0	1	*1	2	*2	4	*6	8	*9	11
	SCHLAGER Werner (AUT)	0	*1	3	*4	6	*6	6	*6	7	7
3	BOLL Timo (GER)	0	*0	2	*4	6	*8	10	*10	11	
	SCHLAGER Werner (AUT)	*0	2	*2	2	*2	2	*2	4	4	

NOTES

"*" denotes server. The "Greatest deficit overcome" only applies when the player ends up winning the game.

LEGEND

MT Men's Team



Detailed Team Match Results

Résultats détaillés du match par équipes

Germany (GER) 3 - 0 Austria (AUT)

Match 3: **STEGER Bastian (GER)** 3-1 **CHEN Weixing (AUT)**
BOLL Timo **GARDOS Robert**

Match Summary		Match	Game 1	Game 2	Game 3	Game 4	Game 5
STEGER Bastian / BOLL T	GER	3	11	13	8	11	
CHEN Weixing / GARDOS R	AUT	1	6	11	11	4	
	Duration	28min	5min	7min	7min	5min	

Team Match No : MT12 Table : 1 Umpires : ROMAN Enrique (PUR) ALMENDARIZ Freddy (ECU)

Player Statistics	STEGER B / BOLL T (GER)						CHEN W / GARDOS R (AUT)					
	Game					Match	Game					Match
	1	2	3	4	5		1	2	3	4	5	
Points won	11	13	8	11		43	6	11	11	4		32
Biggest lead	5	2	1	7		7	-	4	3	-		4
Points won on own serve	6	6	4	6		22	3	5	5	3		16
Points lost on own serve	3	6	6	1		16	5	7	4	5		21
Most consecutive points won	4	3	3	5		5	2	2	3	3		3
Greatest deficit overcome	-	4	-	-		4	-	-	1	-		1
Handedness/Grip	Right/Shakehand - Left/Shakehand						Right/Shakehand - Right/Shakehand					

Game/Match Statistics	Game					Match
	1	2	3	4	5	
Longest rally (strokes)	9	9	14	9		14
Average rally	5	5	6	5		5

Game Progress

1	STEGER B / BOLL T (GER)	*-0	2	*-3	3	*-5	7	*-7	8	*-10	11					
	CHEN W / GARDOS R (AUT)	0	*-0	1	*-3	3	*-3	5	*-6	6	6					
2	STEGER B / BOLL T (GER)	0	*-0	1	*-2	2	*-4	5	*-6	7	*-9	10	*-10	11	*-12	13
	CHEN W / GARDOS R (AUT)	*-0	2	*-3	4	*-6	6	*-7	8	*-9	9	*-10	11	*-11	11	11
3	STEGER B / BOLL T (GER)	*-0	0	*-1	3	*-4	4	*-5	6	*-7	8	8				
	CHEN W / GARDOS R (AUT)	0	*-2	3	*-3	4	*-6	7	*-8	9	*-10	11				
4	STEGER B / BOLL T (GER)	0	*-2	4	*-4	5	*-7	9	*-10	11						
	CHEN W / GARDOS R (AUT)	*-0	0	*-0	2	*-3	3	*-3	4	4						

NOTES

"*-"" denotes first player of pair is server, "-*" denotes second player of pair is server. The "Greatest deficit overcome" only applies when the pair ends up winning the game.

LEGEND

MT Men's Team



Detailed Team Match Results

Résultats détaillés du match par équipes

Japan (JPN) 2 - 3 Hong Kong, China (HKG)

Team Match No : MT9 Table : 2 Umpires : SABBAGHIAN Hamid Reza (IRI) le PAPE Gerard (FRA)

Match 1		Match	Game 1	Game 2	Game 3	Game 4	Game 5
A	MIZUTANI Jun	JPN	3	11	11	9	11
X	JIANG Tianyi	HKG	1	8	9	11	9
Duration of Match 1		41min	7min	9min	8min	9min	

Match 2		Match	Game 1	Game 2	Game 3	Game 4	Game 5
B	KISHIKAWA Seiya	JPN	1	7	11	9	7
Y	TANG Peng	HKG	3	11	7	11	11
Duration of Match 2		36min	7min	6min	7min	7min	

Match 3		Match	Game 1	Game 2	Game 3	Game 4	Game 5
C/B	NIWA K / KISHIKAWA S	JPN	1	11	12	8	11
Z/X	LEUNG CY / JIANG T	HKG	3	8	14	11	13
Duration of Match 3		41min	6min	9min	7min	10min	

Match 4		Match	Game 1	Game 2	Game 3	Game 4	Game 5
A	MIZUTANI Jun	JPN	3	5	11	13	11
Z	LEUNG Chu Yan	HKG	1	11	5	11	8
Duration of Match 4		34min	5min	5min	11min	7min	

Match 5		Match	Game 1	Game 2	Game 3	Game 4	Game 5
C	NIWA Koki	JPN	1	11	7	7	3
Y	TANG Peng	HKG	3	7	11	11	11
Duration of Match 5		25min	5min	6min	6min	4min	

Duration of Team Match	3h16min
------------------------	---------

Player Statistics	Japan (JPN)						Hong Kong, China (HKG)					
	Match					Team Match	Match					Team Match
	1	2	3	4	5		1	2	3	4	5	
Points won	42	34	42	40	28	186	37	40	46	35	40	198
Biggest lead	4	6	6	6	4	6	3	4	5	6	8	8
Points won on own serve	21	15	23	24	18	101	18	17	26	21	24	106
Points lost on own serve	19	23	20	14	16	92	21	19	19	16	10	85
Most consecutive points won	4	5	6	4	4	6	3	6	5	4	8	8
Greatest deficit overcome	3	-	1	1	1	3	2	2	6	-	3	6

Match/Team Match Statistics	Match					Team Match
	1	2	3	4	5	
Longest rally (strokes)	19	35	16	28	13	35
Average rally	6	6	5	5	4	5

NOTES

The "Greatest deficit overcome" only applies when the player/pair ends up winning the game.

LEGEND

MT Men's Team



Detailed Team Match Results

Résultats détaillés du match par équipes

Japan (JPN) 2 - 3 Hong Kong, China (HKG)

Match 1: MIZUTANI Jun (JPN) 3-1 JIANG Tianyi (HKG)

Match Summary		Match	Game 1	Game 2	Game 3	Game 4	Game 5
MIZUTANI Jun	JPN	3	11	11	9	11	
JIANG Tianyi	HKG	1	8	9	11	9	
Duration		41min	7min	9min	8min	9min	

Team Match No : MT9 Table : 2 Umpires : SABBAGHIAN Hamid Reza (IRI) le PAPE Gerard (FRA)

Player Statistics	MIZUTANI Jun (JPN)						JIANG Tianyi (HKG)					
	Game					Match	Game					Match
	1	2	3	4	5		1	2	3	4	5	
Points won	11	11	9	11		42	8	9	11	9		37
Biggest lead	4	2	2	3		4	2	3	2	1		3
Points won on own serve	6	7	4	4		21	4	6	5	3		18
Points lost on own serve	4	3	6	6		19	5	4	5	7		21
Most consecutive points won	4	4	2	3		4	3	3	2	2		3
Greatest deficit overcome	2	3	-	1		3	-	-	2	-		2
Handedness/Grip	Left/Shakehand						Left/Shakehand					

Game/Match Statistics	Game					Match
	1	2	3	4	5	
Longest rally (strokes)	12	18	19	10		19
Average rally	6	6	7	5		6

Game Progress

1	MIZUTANI Jun (JPN)	*0	1	*1	3	*4	6	*8	8	*9	10	11
	JIANG Tianyi (HKG)	0	*1	3	*3	4	*4	4	*6	7	*8	8
2	MIZUTANI Jun (JPN)	0	*0	1	*2	3	*5	7	*7	8	*9	11
	JIANG Tianyi (HKG)	*0	2	*3	4	*5	5	*5	7	*8	9	9
3	MIZUTANI Jun (JPN)	*0	2	*3	3	*4	5	*6	7	*8	8	9
	JIANG Tianyi (HKG)	0	*0	1	*3	4	*5	6	*7	8	*10	11
4	MIZUTANI Jun (JPN)	0	*2	3	*4	5	*6	6	*7	8	*10	11
	JIANG Tianyi (HKG)	*0	0	*1	2	*3	4	*6	7	*8	8	9

NOTES

"*" denotes server. The "Greatest deficit overcome" only applies when the player ends up winning the game.

LEGEND

MT Men's Team



Detailed Team Match Results

Résultats détaillés du match par équipes

Japan (JPN) 2 - 3 Hong Kong, China (HKG)

Match 2: KISHIKAWA Seiya (JPN) 1-3 TANG Peng (HKG)

Match Summary		Match	Game 1	Game 2	Game 3	Game 4	Game 5
KISHIKAWA Seiya	JPN	1	7	11	9	7	
TANG Peng	HKG	3	11	7	11	11	
	Duration	36min	7min	6min	7min	7min	

Team Match No : MT9 Table : 2 Umpires : SABBAGHIAN Hamid Reza (IRI) le PAPE Gerard (FRA)

Player Statistics	KISHIKAWA Seiya (JPN)						TANG Peng (HKG)					
	Game					Match	Game					Match
	1	2	3	4	5		1	2	3	4	5	
Points won	7	11	9	7		34	11	7	11	11		40
Biggest lead	1	6	1	2		6	4	-	3	4		4
Points won on own serve	3	5	4	3		15	6	2	5	4		17
Points lost on own serve	5	5	6	7		23	4	6	5	4		19
Most consecutive points won	2	3	2	5		5	4	2	2	6		6
Greatest deficit overcome	-	-	-	-		-	1	-	1	2		2
Handedness/Grip	Right/Shakehand						Right/Shakehand					

Game/Match Statistics	Game					Match
	1	2	3	4	5	
Longest rally (strokes)	17	18	16	35		35
Average rally	6	5	5	7		6

Game Progress

1	KISHIKAWA Seiya (JPN)	0	*1	2	*3	4	*5	5	*6	7	7	
	TANG Peng (HKG)	*0	1	*2	3	*4	5	*7	8	*9	11	
2	KISHIKAWA Seiya (JPN)	*0	2	*3	4	*6	7	*9	9	*10	11	
	TANG Peng (HKG)	0	*0	1	*2	2	*3	3	*5	6	7	
3	KISHIKAWA Seiya (JPN)	0	*1	2	*3	4	*5	5	*6	7	*8	9
	TANG Peng (HKG)	*0	1	*2	3	*4	5	*7	8	*9	10	11
4	KISHIKAWA Seiya (JPN)	*0	1	*2	2	*3	5	*7	7	*7	7	
	TANG Peng (HKG)	0	*1	2	*4	5	*5	5	*7	9	11	

NOTES

"*" denotes server. The "Greatest deficit overcome" only applies when the player ends up winning the game.

LEGEND

MT Men's Team



Detailed Team Match Results

Résultats détaillés du match par équipes

Japan (JPN) 2 - 3 Hong Kong, China (HKG)

Match 3: NIWA Koki (JPN) 1-3 LEUNG Chu Yan (HKG)
KISHIKAWA Seiya JIANG Tianyi

Match Summary		Match	Game 1	Game 2	Game 3	Game 4	Game 5
NIWA Koki / KISHIKAWA S	JPN	1	11	12	8	11	
LEUNG Chu Yan / JIANG T	HKG	3	8	14	11	13	
	Duration	41min	6min	9min	7min	10min	

Team Match No : MT9 Table : 2 Umpires : SABBAGHIAN Hamid Reza (IRI) le PAPE Gerard (FRA)

Player Statistics	NIWA K / KISHIKAWA S (JPN)						LEUNG CY / JIANG T (HKG)					
	Game					Match	Game					Match
	1	2	3	4	5		1	2	3	4	5	
Points won	11	12	8	11		42	8	14	11	13		46
Biggest lead	3	6	1	2		6	1	2	5	4		5
Points won on own serve	6	8	3	6		23	5	9	5	7		26
Points lost on own serve	3	5	6	6		20	5	4	5	5		19
Most consecutive points won	3	6	4	5		6	2	3	5	4		5
Greatest deficit overcome	1	-	-	-		1	-	6	1	2		6
Handedness/Grip	Left/Shakehand - Right/Shakehand						Right/Penholder - Left/Shakehand					

Game/Match Statistics	Game					Match
	1	2	3	4	5	
Longest rally (strokes)	9	10	16	13		16
Average rally	5	4	5	5		5

Game Progress

1	NIWA K / KISHIKAWA S (JPN)	0	*-1	2	*-3	4	*-5	7	*-8	9	*-10	11						
	LEUNG CY / JIANG T (HKG)	*-0	1	*-2	3	*-4	5	*-5	6	*-7	8	8						
2	NIWA K / KISHIKAWA S (JPN)	*-0	2	*-4	6	*-6	7	*-8	8	*-9	10	*-10	11	*-11	12	*-12	12	12
	LEUNG CY / JIANG T (HKG)	0	*-0	0	*-0	2	*-3	4	*-6	7	*-8	10	*-10	11	*-11	12	*-13	14
3	NIWA K / KISHIKAWA S (JPN)	0	*-0	1	*-3	4	*-4	4	*-5	6	*-8	8						
	LEUNG CY / JIANG T (HKG)	*-0	2	*-3	3	*-4	6	*-8	9	*-10	10	11						
4	NIWA K / KISHIKAWA S (JPN)	*-0	0	*-0	1	*-2	3	*-5	7	*-8	10	*-10	10	*-11	11	11	11	
	LEUNG CY / JIANG T (HKG)	0	*-2	4	*-5	6	*-7	7	*-7	8	*-8	10	*-11	11	*-12	13	13	

NOTES

"*-"" denotes first player of pair is server, "-*" denotes second player of pair is server. The "Greatest deficit overcome" only applies when the pair ends up winning the game.

LEGEND

MT Men's Team



Detailed Team Match Results
Résultats détaillés du match par équipes

Japan (JPN) 2 - 3 Hong Kong, China (HKG)

Match 4: MIZUTANI Jun (JPN) 3-1 LEUNG Chu Yan (HKG)

Match Summary		Match	Game 1	Game 2	Game 3	Game 4	Game 5
MIZUTANI Jun	JPN	3	5	11	13	11	
LEUNG Chu Yan	HKG	1	11	5	11	8	
Duration		34min	5min	5min	11min	7min	

Team Match No : MT9 Table : 2 Umpires : SABBAGHIAN Hamid Reza (IRI) le PAPE Gerard (FRA)

Player Statistics	MIZUTANI Jun (JPN)						LEUNG Chu Yan (HKG)					
	Game					Match	Game					Match
	1	2	3	4	5		1	2	3	4	5	
Points won	5	11	13	11		40	11	5	11	8		35
Biggest lead	-	6	3	3		6	6	-	1	1		6
Points won on own serve	4	6	8	6		24	7	3	7	4		21
Points lost on own serve	4	2	4	4		14	1	5	5	5		16
Most consecutive points won	2	4	3	3		4	4	1	2	3		4
Greatest deficit overcome	-	-	1	1		1	-	-	-	-		-
Handedness/Grip	Left/Shakehand						Right/Penholder					

Game/Match Statistics	Game					Match
	1	2	3	4	5	
Longest rally (strokes)	10	12	28	7		28
Average rally	5	4	6	4		5

Game Progress

1	MIZUTANI Jun (JPN)	0	*0	1	*1	2	*3	5	*5	5						
	LEUNG Chu Yan (HKG)	*0	2	*3	5	*6	7	*7	9	11						
2	MIZUTANI Jun (JPN)	*0	2	*3	4	*6	8	*9	10	11						
	LEUNG Chu Yan (HKG)	0	*0	1	*2	2	*2	3	*4	5						
3	MIZUTANI Jun (JPN)	0	*1	3	*4	5	*6	7	*7	8	*9	10	*10	11	*12	13
	LEUNG Chu Yan (HKG)	*0	1	*1	2	*3	4	*5	7	*8	9	*10	11	*11	11	11
4	MIZUTANI Jun (JPN)	*0	2	*2	3	*5	6	*7	8	*9	10	11				
	LEUNG Chu Yan (HKG)	0	*0	2	*3	3	*4	5	*6	7	*8	8				

NOTES

"*" denotes server. The "Greatest deficit overcome" only applies when the player ends up winning the game.

LEGEND

MT Men's Team



Detailed Team Match Results

Résultats détaillés du match par équipes

Japan (JPN) 2 - 3 Hong Kong, China (HKG)

Match 5:

NIWA Koki (JPN)

1-3

TANG Peng (HKG)

Match Summary		Match	Game 1	Game 2	Game 3	Game 4	Game 5
NIWA Koki	JPN	1	11	7	7	3	
TANG Peng	HKG	3	7	11	11	11	
Duration		25min	5min	6min	6min	4min	

Team Match No : MT9 Table : 2 Umpires : SABBAGHIAN Hamid Reza (IRI) le PAPE Gerard (FRA)

Player Statistics	NIWA Koki (JPN)						TANG Peng (HKG)					
	Game					Match	Game					Match
	1	2	3	4	5		1	2	3	4	5	
Points won	11	7	7	3		28	7	11	11	11		40
Biggest lead	4	2	3	-		4	1	4	4	8		8
Points won on own serve	8	4	5	1		18	5	7	6	6		24
Points lost on own serve	2	4	5	5		16	3	3	2	2		10
Most consecutive points won	4	3	3	2		4	2	5	5	8		8
Greatest deficit overcome	1	-	-	-		1	-	2	3	-		3
Handedness/Grip	Left/Shakehand						Right/Shakehand					

Game/Match Statistics	Game					Match
	1	2	3	4	5	
Longest rally (strokes)	8	13	12	7		13
Average rally	4	4	5	3		4

Game Progress

1	NIWA Koki (JPN)	*0	1	*2	4	*4	5	*6	8	*9	11
	TANG Peng (HKG)	0	*1	2	*2	4	*5	6	*6	7	7
2	NIWA Koki (JPN)	0	*2	3	*3	3	*4	6	*6	7	7
	TANG Peng (HKG)	*0	0	*1	3	*5	6	*6	8	*9	11
3	NIWA Koki (JPN)	*0	2	*3	4	*5	5	*5	6	*6	7
	TANG Peng (HKG)	0	*0	1	*2	3	*5	7	*8	10	11
4	NIWA Koki (JPN)	0	*0	1	*3	3	*3	3	3	3	3
	TANG Peng (HKG)	*0	2	*3	3	*5	7	*9	11		

NOTES

"*" denotes server. The "Greatest deficit overcome" only applies when the player ends up winning the game.

LEGEND

MT Men's Team



Detailed Team Match Results

Résultats détaillés du match par équipes

Republic of Korea (KOR) 3 - 2 Portugal (POR)

Team Match No : MT10 Table : 2 Umpires : LANASRI Said (ALG) LO Mun Ho (HKG)

Match 1			Match	Game 1	Game 2	Game 3	Game 4	Game 5
A	OH Sangeun	KOR	3	13	11	11		
X	APOLONIA Tiago	POR	0	11	7	9		
Duration of Match 1			28min	9min	7min	7min		

Match 2			Match	Game 1	Game 2	Game 3	Game 4	Game 5
B	JOO Saehyuk	KOR	1	14	6	11	9	
Y	FREITAS Marcos	POR	3	16	11	6	11	
Duration of Match 2			45min	13min	7min	6min	8min	

Match 3			Match	Game 1	Game 2	Game 3	Game 4	Game 5
C/A	RYU S / OH S	KOR	2	11	12	1	8	7
Z/X	MONTEIRO J / APOLONIA T	POR	3	6	10	11	11	11
Duration of Match 3			38min	5min	8min	3min	6min	7min

Match 4			Match	Game 1	Game 2	Game 3	Game 4	Game 5
B	JOO Saehyuk	KOR	3	8	11	11	12	
Z	MONTEIRO Joao	POR	1	11	6	4	10	
Duration of Match 4			36min	7min	7min	5min	5min	

Match 5			Match	Game 1	Game 2	Game 3	Game 4	Game 5
C	RYU Seungmin	KOR	3	11	11	9	11	
Y	FREITAS Marcos	POR	1	5	6	11	3	
Duration of Match 5			33min	6min	8min	8min	5min	

Duration of Team Match	3h24min
------------------------	---------

Player Statistics	Republic of Korea (KOR)						Portugal (POR)					
	Match					Team Match	Match					Team Match
	1	2	3	4	5		1	2	3	4	5	
Points won	35	40	39	42	42	198	27	44	49	31	25	176
Biggest lead	4	5	5	7	8	8	2	5	10	3	2	10
Points won on own serve	18	22	17	23	23	103	15	24	23	18	13	93
Points lost on own serve	12	20	26	13	12	83	17	18	22	19	19	95
Most consecutive points won	5	4	4	7	7	7	4	5	8	3	4	8
Greatest deficit overcome	2	-	2	1	-	2	-	3	1	1	5	5

Match/Team Match Statistics	Match					Team Match
	1	2	3	4	5	
Longest rally (strokes)	16	30	17	15	19	30
Average rally	6	8	5	7	5	6

NOTES

The "Greatest deficit overcome" only applies when the player/pair ends up winning the game.

LEGEND

MT Men's Team



Detailed Team Match Results

Résultats détaillés du match par équipes

Republic of Korea (KOR) 3 - 2 Portugal (POR)

Match 1: OH Sangeun (KOR) 3-0 APOLONIA Tiago (POR)

Match Summary		Match	Game 1	Game 2	Game 3	Game 4	Game 5
OH Sangeun	KOR	3	13	11	11		
APOLONIA Tiago	POR	0	11	7	9		
	Duration	28min	9min	7min	7min		

Team Match No : MT10 Table : 2 Umpires : LANASRI Said (ALG) LO Mun Ho (HKG)

Player Statistics	OH Sangeun (KOR)						APOLONIA Tiago (POR)					
	Game					Match	Game					Match
	1	2	3	4	5		1	2	3	4	5	
Points won	13	11	11			35	11	7	9			27
Biggest lead	2	4	3			4	2	2	2			2
Points won on own serve	7	6	5			18	6	5	4			15
Points lost on own serve	5	2	5			12	6	5	6			17
Most consecutive points won	3	5	4			5	3	3	4			4
Greatest deficit overcome	2	2	2			2	-	-	-			-
Handedness/Grip	Right/Shakehand						Right/Shakehand					

Game/Match Statistics	Game					Match
	1	2	3	4	5	
Longest rally (strokes)	11	15	16			16
Average rally	5	7	6			6

Game Progress

1	OH Sangeun (KOR)	*0	1	*2	3	*4	6	*6	7	*7	8	*10	10	*11	12	13
	APOLONIA Tiago (POR)	0	*1	2	*3	4	*4	6	*7	9	*10	10	*11	11	*11	11
2	OH Sangeun (KOR)	0	*0	2	*4	5	*5	6	*8	10	11					
	APOLONIA Tiago (POR)	*0	2	*2	2	*3	5	*6	6	*6	7					
3	OH Sangeun (KOR)	*0	0	*2	4	*5	6	*6	7	*9	10	11				
	APOLONIA Tiago (POR)	0	*2	2	*2	3	*4	6	*7	7	*8	9				

NOTES

"*" denotes server. The "Greatest deficit overcome" only applies when the player ends up winning the game.

LEGEND

MT Men's Team



Detailed Team Match Results

Résultats détaillés du match par équipes

Republic of Korea (KOR) 3 - 2 Portugal (POR)

Match 2: JOO Saehyuk (KOR) 1-3 FREITAS Marcos (POR)

Match Summary		Match	Game 1	Game 2	Game 3	Game 4	Game 5
JOO Saehyuk	KOR	1	14	6	11	9	
FREITAS Marcos	POR	3	16	11	6	11	
Duration		45min	13min	7min	6min	8min	

Team Match No : MT10 Table : 2 Umpires : LANASRI Said (ALG) LO Mun Ho (HKG)

Player Statistics	JOO Saehyuk (KOR)						FREITAS Marcos (POR)					
	Game					Match	Game					Match
	1	2	3	4	5		1	2	3	4	5	
Points won	14	6	11	9		40	16	11	6	11		44
Biggest lead	1	-	5	3		5	4	5	-	2		5
Points won on own serve	8	3	6	5		22	9	5	4	6		24
Points lost on own serve	7	6	2	5		20	6	3	5	4		18
Most consecutive points won	4	1	4	3		4	4	3	2	5		5
Greatest deficit overcome	-	-	-	-		-	1	-	-	3		3
Handedness/Grip	Right/Shakehand						Left/Shakehand					

Game/Match Statistics	Game					Match
	1	2	3	4	5	
Longest rally (strokes)	24	30	15	23		30
Average rally	8	9	6	9		8

Game Progress

1	JOO Saehyuk (KOR)	0	*0	0	*2	4	*5	6	*7	8	*9	10	*10	11	*11	12	*12	13	*14
	FREITAS Marcos (POR)	*0	2	*4	4	*4	5	*6	7	*8	9	*10	11	*11	12	*12	13	*13	13
		14	*14	14															
		*14	15	16															
2	JOO Saehyuk (KOR)	*0	0	*1	2	*2	3	*4	5	*6	6								
	FREITAS Marcos (POR)	0	*2	3	*4	6	*7	8	*9	10	11								
3	JOO Saehyuk (KOR)	0	*1	3	*5	6	*7	8	*8	10	11								
	FREITAS Marcos (POR)	*0	1	*1	1	*2	3	*4	6	*6	6								
4	JOO Saehyuk (KOR)	*0	2	*2	4	*5	5	*5	6	*8	8	9							
	FREITAS Marcos (POR)	0	*0	2	*2	3	*5	7	*8	8	*10	11							

NOTES

"*" denotes server. The "Greatest deficit overcome" only applies when the player ends up winning the game.

LEGEND

MT Men's Team



Detailed Team Match Results

Résultats détaillés du match par équipes

Republic of Korea (KOR) 3 - 2 Portugal (POR)

Match 3: RYU Seungmin (KOR) 2-3 MONTEIRO Joao (POR)
OH Sangeun APOLONIA Tiago

Match Summary		Match	Game 1	Game 2	Game 3	Game 4	Game 5
RYU Seungmin / OH S	KOR	2	11	12	1	8	7
MONTEIRO Joao / APOLONIA T	POR	3	6	10	11	11	11
Duration		38min	5min	8min	3min	6min	7min

Team Match No : MT10 Table : 2 Umpires : LANASRI Said (ALG) LO Mun Ho (HKG)

Player Statistics	RYU S / OH S (KOR)						MONTEIRO J / APOLONIA T (POR)					
	Game					Match	Game					Match
	1	2	3	4	5		1	2	3	4	5	
Points won	11	12	1	8	7	39	6	10	11	11	11	49
Biggest lead	5	3	-	1	1	5	-	2	10	3	4	10
Points won on own serve	4	5	0	4	4	17	2	4	5	5	7	23
Points lost on own serve	4	6	6	6	4	26	7	7	1	4	3	22
Most consecutive points won	4	3	1	2	3	4	2	3	8	4	5	8
Greatest deficit overcome	-	2	-	-	-	2	-	-	-	1	1	1
Handedness/Grip	Right/Penholder - Right/Shakehand						Left/Shakehand - Right/Shakehand					

Game/Match Statistics	Game					Match
	1	2	3	4	5	
Longest rally (strokes)	9	17	6	17	11	17
Average rally	4	5	4	5	6	5

Game Progress

1	RYU S / OH S (KOR)	0	*-2	2	*-3	5	*-6	7	*-9	10	11			
	MONTEIRO J / APOLONIA T (POR)	*-0	0	*-2	3	*-3	4	*-5	5	*-6	6			
2	RYU S / OH S (KOR)	*-0	2	*-3	3	*-4	4	*-6	7	*-8	9	*-10	11	12
	MONTEIRO J / APOLONIA T (POR)	0	*-0	1	*-3	4	*-6	6	*-7	8	*-9	10	*-10	10
3	RYU S / OH S (KOR)	0	*-0	0	*-0	0	*-1	1						
	MONTEIRO J / APOLONIA T (POR)	*-0	2	*-4	6	*-8	9	11						
4	RYU S / OH S (KOR)	*-0	0	*-2	3	*-4	5	*-5	6	*-7	8	8		
	MONTEIRO J / APOLONIA T (POR)	0	*-2	2	*-3	4	*-5	7	*-8	9	*-10	11		
5	RYU S / OH S (KOR)	0	*-1	1	*-1	2	*-3	5	*-6	7	7			
	MONTEIRO J / APOLONIA T (POR)	*-0	1	*-3	5	*-6	7	*-7	8	*-9	11			

NOTES

"*-"" denotes first player of pair is server, "-*" denotes second player of pair is server. The "Greatest deficit overcome" only applies when the pair ends up winning the game.

LEGEND

MT Men's Team



Detailed Team Match Results

Résultats détaillés du match par équipes

Republic of Korea (KOR) 3 - 2 Portugal (POR)

Match 4: JOO Saehyuk (KOR) 3-1 MONTEIRO Joao (POR)

Match Summary		Match	Game 1	Game 2	Game 3	Game 4	Game 5
JOO Saehyuk	KOR	3	8	11	11	12	
MONTEIRO Joao	POR	1	11	6	4	10	
	Duration	36min	7min	7min	5min	5min	

Team Match No : MT10 Table : 2 Umpires : LANASRI Said (ALG) LO Mun Ho (HKG)

Player Statistics	JOO Saehyuk (KOR)						MONTEIRO Joao (POR)					
	Game					Match	Game					Match
	1	2	3	4	5		1	2	3	4	5	
Points won	8	11	11	12		42	11	6	4	10		31
Biggest lead	1	5	7	4		7	3	-	-	1		3
Points won on own serve	3	7	5	8		23	5	4	2	7		18
Points lost on own serve	6	2	2	3		13	5	4	6	4		19
Most consecutive points won	2	4	7	3		7	3	2	2	3		3
Greatest deficit overcome	-	-	-	1		1	1	-	-	-		1
Handedness/Grip	Right/Shakehand						Left/Shakehand					

Game/Match Statistics	Game					Match
	1	2	3	4	5	
Longest rally (strokes)	14	14	15	12		15
Average rally	7	8	7	7		7

Game Progress

1	JOO Saehyuk (KOR)	0	*1	1	*3	3	*4	6	*6	7	*8	8		
	MONTEIRO Joao (POR)	*0	1	*3	3	*5	6	*6	8	*9	10	11		
2	JOO Saehyuk (KOR)	*0	2	*3	5	*6	7	*8	9	*10	11			
	MONTEIRO Joao (POR)	0	*0	1	*1	2	*3	4	*5	6	6			
3	JOO Saehyuk (KOR)	0	*2	4	*6	7	*8	9	*10	11				
	MONTEIRO Joao (POR)	*0	0	*0	0	*1	2	*3	4	4				
4	JOO Saehyuk (KOR)	*0	2	*3	5	*5	6	*6	8	*9	9	*10	11	12
	MONTEIRO Joao (POR)	0	*0	1	*1	3	*4	6	*6	7	*9	10	*10	10

NOTES

"*" denotes server. The "Greatest deficit overcome" only applies when the player ends up winning the game.

LEGEND

MT Men's Team



Detailed Team Match Results

Résultats détaillés du match par équipes

Republic of Korea (KOR) 3 - 2 Portugal (POR)

Match 5: RYU Seungmin (KOR) 3-1 FREITAS Marcos (POR)

Match Summary		Match	Game 1	Game 2	Game 3	Game 4	Game 5
RYU Seungmin	KOR	3	11	11	9	11	
FREITAS Marcos	POR	1	5	6	11	3	
	Duration	33min	6min	8min	8min	5min	

Team Match No : MT10 Table : 2 Umpires : LANASRI Said (ALG) LO Mun Ho (HKG)

Player Statistics	RYU Seungmin (KOR)						FREITAS Marcos (POR)					
	Game					Match	Game					Match
	1	2	3	4	5		1	2	3	4	5	
Points won	11	11	9	11		42	5	6	11	3		25
Biggest lead	6	5	5	8		8	-	-	2	-		2
Points won on own serve	6	7	3	7		23	3	4	4	2		13
Points lost on own serve	2	2	7	1		12	5	4	6	4		19
Most consecutive points won	5	3	3	7		7	1	2	4	1		4
Greatest deficit overcome	-	-	-	-		-	-	-	5	-		5
Handedness/Grip	Right/Penholder						Left/Shakehand					

Game/Match Statistics	Game					Match
	1	2	3	4	5	
Longest rally (strokes)	19	6	15	10		19
Average rally	6	4	6	5		5

Game Progress

1	RYU Seungmin (KOR)	0	*1	2	*3	4	*6	8	*9	11		
	FREITAS Marcos (POR)	*0	1	*2	3	*4	4	*4	5	5		
2	RYU Seungmin (KOR)	*0	1	*2	4	*5	7	*7	8	*10	11	
	FREITAS Marcos (POR)	0	*1	2	*2	3	*3	5	*6	6	6	
3	RYU Seungmin (KOR)	0	*2	3	*5	6	*7	7	*8	8	*8	9
	FREITAS Marcos (POR)	*0	0	*1	1	*2	3	*5	6	*8	10	11
4	RYU Seungmin (KOR)	*0	2	*4	6	*7	8	*9	11			
	FREITAS Marcos (POR)	0	*0	0	*0	1	*2	3	3			

NOTES

"*" denotes server. The "Greatest deficit overcome" only applies when the player ends up winning the game.

LEGEND

MT Men's Team



Detailed Team Match Results

Résultats détaillés du match par équipes

People's Republic of China (CHN) 3 - 1 Germany (GER)

Team Match No : MT13 Table : 1 Umpires : PURCELL Tom (GBR) PARK In Sook (KOR)

Match 1			Match	Game 1	Game 2	Game 3	Game 4	Game 5
A	MA Long	CHN	3	12	5	11	11	
X	OVTCHAROV Dimitrij	GER	1	10	11	9	1	
Duration of Match 1			37min	10min	7min	9min	5min	

Match 2			Match	Game 1	Game 2	Game 3	Game 4	Game 5
B	ZHANG Jike	CHN	1	11	8	9	8	
Y	BOLL Timo	GER	3	8	11	11	11	
Duration of Match 2			41min	8min	6min	9min	8min	

Match 3			Match	Game 1	Game 2	Game 3	Game 4	Game 5
C/B	WANG H / ZHANG JK	CHN	3	10	11	11	11	
Z/Y	STEGER B / BOLL T	GER	1	12	8	5	5	
Duration of Match 3			34min	8min	7min	6min	6min	

Match 4			Match	Game 1	Game 2	Game 3	Game 4	Game 5
A	MA Long	CHN	3	11	11	11		
Z	STEGER Bastian	GER	0	3	5	7		
Duration of Match 4			27min	5min	7min	8min		

Duration of Team Match	2h36min
------------------------	---------

Player Statistics	People's Republic of China (CHN)					Team Match	Germany (GER)					Team Match
	Match						Match					
	1	2	3	4	5		1	2	3	4	5	
Points won	39	36	43	33		151	31	41	30	15		117
Biggest lead	10	3	6	9		10	6	6	2	-		6
Points won on own serve	19	19	18	17		73	15	22	11	10		58
Points lost on own serve	16	19	19	5		59	20	17	25	16		78
Most consecutive points won	10	5	5	6		10	4	5	3	2		5
Greatest deficit overcome	2	2	-	-		2	1	1	2	-		2

Match/Team Match Statistics	Match					Team Match
	1	2	3	4	5	
Longest rally (strokes)	11	15	12	14		15
Average rally	4	4	4	5		4

NOTES

The "Greatest deficit overcome" only applies when the player/pair ends up winning the game.

LEGEND

MT Men's Team



Detailed Team Match Results

Résultats détaillés du match par équipes

People's Republic of China (CHN) **3 - 1** Germany (GER)

Match 1: **MA Long (CHN) 3-1** OVTCHAROV Dimitrij (GER)

Match Summary		Match	Game 1	Game 2	Game 3	Game 4	Game 5
MA Long	CHN	3	12	5	11	11	
OVTCHAROV Dimitrij	GER	1	10	11	9	1	
	Duration	37min	10min	7min	9min	5min	

Team Match No : MT13 Table : 1 Umpires : PURCELL Tom (GBR) PARK In Sook (KOR)

Player Statistics	MA Long (CHN)						OVTCHAROV Dimitrij (GER)					
	Game					Match	Game					Match
	1	2	3	4	5		1	2	3	4	5	
Points won	12	5	11	11		39	10	11	9	1		31
Biggest lead	4	1	2	10		10	-	6	2	-		6
Points won on own serve	6	3	5	5		19	5	6	4	0		15
Points lost on own serve	5	5	5	1		16	6	2	6	6		20
Most consecutive points won	4	2	4	10		10	4	4	2	1		4
Greatest deficit overcome	-	-	2	-		2	-	1	-	-		1
Handedness/Grip	Right/Shakehand						Right/Shakehand					

Game/Match Statistics	Game					Match
	1	2	3	4	5	
Longest rally (strokes)	7	11	9	7		11
Average rally	4	5	4	4		4

Game Progress

1	MA Long (CHN)	*0	2	*4	5	*5	5	*7	8	*9	10	*10	11	12
	OVTCHAROV Dimitrij (GER)	0	*0	0	*1	3	*5	5	*6	7	*8	10	*10	10
2	MA Long (CHN)	0	*1	1	*2	3	*3	5	*5	5				
	OVTCHAROV Dimitrij (GER)	*0	1	*3	4	*5	7	*7	9	11				
3	MA Long (CHN)	*0	0	*1	3	*5	5	*6	7	*7	9	11		
	OVTCHAROV Dimitrij (GER)	0	*2	3	*3	3	*5	6	*7	9	*9	9		
4	MA Long (CHN)	0	*2	4	*6	8	*10	11						
	OVTCHAROV Dimitrij (GER)	*0	0	*0	0	*0	0	1						

NOTES

"*" denotes server. The "Greatest deficit overcome" only applies when the player ends up winning the game.

LEGEND

MT Men's Team



Detailed Team Match Results
Résultats détaillés du match par équipes

People's Republic of China (CHN) 3 - 1 Germany (GER)

Match 2: ZHANG Jike (CHN) 1-3 BOLL Timo (GER)

Match Summary		Match	Game 1	Game 2	Game 3	Game 4	Game 5
ZHANG Jike	CHN	1	11	8	9	8	
BOLL Timo	GER	3	8	11	11	11	
Duration		41min	8min	6min	9min	8min	

Team Match No : MT13 Table : 1 Umpires : PURCELL Tom (GBR) PARK In Sook (KOR)

Player Statistics	ZHANG Jike (CHN)						BOLL Timo (GER)					
	Game					Match	Game					Match
	1	2	3	4	5		1	2	3	4	5	
Points won	11	8	9	8		36	8	11	11	11		41
Biggest lead	3	-	1	1		3	2	6	2	3		6
Points won on own serve	7	4	4	4		19	5	6	5	6		22
Points lost on own serve	3	5	6	5		19	4	4	5	4		17
Most consecutive points won	5	4	2	2		5	2	5	2	4		5
Greatest deficit overcome	2	-	-	-		2	-	-	1	1		1
Handedness/Grip	Right/Shakehand						Left/Shakehand					

Game/Match Statistics	Game					Match
	1	2	3	4	5	
Longest rally (strokes)	9	15	8	10		15
Average rally	4	5	4	4		4

Game Progress

1	ZHANG Jike (CHN)	*0	2	*2	3	*4	5	*5	6	*8	10	11
	BOLL Timo (GER)	0	*0	2	*3	4	*5	7	*8	8	*8	8
2	ZHANG Jike (CHN)	0	*0	0	*1	1	*2	4	*4	6	*8	8
	BOLL Timo (GER)	*0	2	*4	5	*7	8	*8	10	*10	10	11
3	ZHANG Jike (CHN)	*0	1	*2	3	*3	4	*5	6	*8	8	9
	BOLL Timo (GER)	0	*1	2	*3	5	*6	7	*8	8	*10	11
4	ZHANG Jike (CHN)	0	*1	2	*2	3	*4	5	*6	7	*8	8
	BOLL Timo (GER)	*0	1	*2	4	*5	6	*7	8	*9	10	11

NOTES

"*" denotes server. The "Greatest deficit overcome" only applies when the player ends up winning the game.

LEGEND

MT Men's Team



Detailed Team Match Results
Résultats détaillés du match par équipes

People's Republic of China (CHN) 3 - 1 Germany (GER)

Match 3: **WANG Hao (CHN) 3-1 STEGER Bastian (GER)**
ZHANG Jike BOLL Timo

Match Summary		Match	Game 1	Game 2	Game 3	Game 4	Game 5
WANG Hao / ZHANG JK	CHN	3	10	11	11	11	
STEGER Bastian / BOLL T	GER	1	12	8	5	5	
	Duration	34min	8min	7min	6min	6min	

Team Match No : MT13 Table : 1 Umpires : PURCELL Tom (GBR) PARK In Sook (KOR)

Player Statistics	WANG H / ZHANG JK (CHN)						STEGER B / BOLL T (GER)					
	Game					Match	Game					Match
	1	2	3	4	5		1	2	3	4	5	
Points won	10	11	11	11		43	12	8	5	5		30
Biggest lead	2	4	6	6		6	2	-	-	-		2
Points won on own serve	4	5	3	6		18	5	3	0	3		11
Points lost on own serve	7	5	5	2		19	6	6	8	5		25
Most consecutive points won	3	3	5	5		5	3	2	2	2		3
Greatest deficit overcome	-	-	-	-		-	2	-	-	-		2
Handedness/Grip	Right/Penholder - Right/Shakehand						Right/Shakehand - Left/Shakehand					

Game/Match Statistics	Game					Match
	1	2	3	4	5	
Longest rally (strokes)	12	7	7	7		12
Average rally	5	4	4	4		4

Game Progress

1	WANG H / ZHANG JK (CHN)	0	*1	2	*4	4	*5	5	*6	8	*9	10	*10	10
	STEGER B / BOLL T (GER)	*0	1	*2	2	*4	5	*7	8	*8	9	*10	11	12
2	WANG H / ZHANG JK (CHN)	*0	2	*3	4	*5	6	*8	8	*9	10	11		
	STEGER B / BOLL T (GER)	0	*0	1	*2	3	*4	4	*6	7	*8	8		
3	WANG H / ZHANG JK (CHN)	0	*2	2	*4	4	*6	7	*9	11				
	STEGER B / BOLL T (GER)	*0	0	*2	2	*4	4	*5	5	5				
4	WANG H / ZHANG JK (CHN)	*0	2	*3	4	*5	6	*7	9	11				
	STEGER B / BOLL T (GER)	0	*0	1	*2	3	*4	5	*5	5				

NOTES

"*" denotes first player of pair is server, "-*" denotes second player of pair is server. The "Greatest deficit overcome" only applies when the pair ends up winning the game.

LEGEND

MT Men's Team



Detailed Team Match Results
Résultats détaillés du match par équipes

People's Republic of China (CHN) 3 - 1 Germany (GER)

Match 4: MA Long (CHN) 3-0 STEGER Bastian (GER)

Match Summary		Match	Game 1	Game 2	Game 3	Game 4	Game 5
MA Long	CHN	3	11	11	11		
STEGER Bastian	GER	0	3	5	7		
	Duration	27min	5min	7min	8min		

Team Match No : MT13 Table : 1 Umpires : PURCELL Tom (GBR) PARK In Sook (KOR)

Player Statistics	MA Long (CHN)						STEGER Bastian (GER)					
	Game					Match	Game					Match
	1	2	3	4	5		1	2	3	4	5	
Points won	11	11	11			33	3	5	7			15
Biggest lead	9	6	4			9	-	-	-			-
Points won on own serve	5	7	5			17	2	4	4			10
Points lost on own serve	1	1	3			5	6	4	6			16
Most consecutive points won	6	4	3			6	2	2	2			2
Greatest deficit overcome	-	-	-			-	-	-	-			-
Handedness/Grip	Right/Shakehand						Right/Shakehand					

Game/Match Statistics	Game					Match
	1	2	3	4	5	
Longest rally (strokes)	12	8	14			14
Average rally	5	4	5			5

Game Progress

1	MA Long (CHN)	0	*2	4	*5	7	*9	10	11		
	STEGER Bastian (GER)	*0	0	*0	1	*1	1	*2	3		
2	MA Long (CHN)	*0	2	*3	4	*5	7	*7	9	11	
	STEGER Bastian (GER)	0	*0	1	*2	3	*3	5	*5	5	
3	MA Long (CHN)	0	*2	2	*4	5	*5	7	*8	10	11
	STEGER Bastian (GER)	*0	0	*2	2	*3	5	*5	6	*6	7

NOTES

"*" denotes server. The "Greatest deficit overcome" only applies when the player ends up winning the game.

LEGEND

MT Men's Team



Detailed Team Match Results

Résultats détaillés du match par équipes

Republic of Korea (KOR) 3 - 0 Hong Kong, China (HKG)

Team Match No : MT14 Table : 1 Umpires : LANASRI Said (ALG) COLOVIC Predrag (MKD)

Match 1			Match	Game 1	Game 2	Game 3	Game 4	Game 5
A	RYU Seungmin	KOR	3	7	11	11	8	11
X	TANG Peng	HKG	2	11	4	6	11	9
Duration of Match 1			43min	7min	5min	6min	7min	10min

Match 2			Match	Game 1	Game 2	Game 3	Game 4	Game 5
B	JOO Saehyuk	KOR	3	11	11	11		
Y	JIANG Tianyi	HKG	0	3	6	8		
Duration of Match 2			23min	5min	6min	7min		

Match 3			Match	Game 1	Game 2	Game 3	Game 4	Game 5
C/A	OH S / RYU S	KOR	3	5	11	11	11	11
Z/Y	LEUNG CY / JIANG T	HKG	2	11	6	2	13	9
Duration of Match 3			44min	5min	6min	4min	10min	10min

Duration of Team Match	2h4min
------------------------	--------

Player Statistics	Republic of Korea (KOR)					Hong Kong, China (HKG)						
	Match					Team Match	Match					Team Match
	1	2	3	4	5		1	2	3	4	5	
Points won	48	33	49			130	39	17	41			97
Biggest lead	7	8	9			9	5	-	7			7
Points won on own serve	21	18	24			63	16	11	20			47
Points lost on own serve	23	6	21			50	27	15	25			67
Most consecutive points won	6	6	9			9	4	3	10			10
Greatest deficit overcome	3	-	1			3	1	-	4			4

Match/Team Match Statistics	Match					Team Match
	1	2	3	4	5	
Longest rally (strokes)	15	23	12			23
Average rally	5	6	5			5

NOTES
The "Greatest deficit overcome" only applies when the player/pair ends up winning the game.

LEGEND
MT Men's Team



Detailed Team Match Results

Résultats détaillés du match par équipes

Republic of Korea (KOR) **3 - 0** Hong Kong, China (HKG)

Match 1: **RYU Seungmin (KOR) 3-2 TANG Peng (HKG)**

Match Summary		Match	Game 1	Game 2	Game 3	Game 4	Game 5
RYU Seungmin	KOR	3	7	11	11	8	11
TANG Peng	HKG	2	11	4	6	11	9
	Duration	43min	7min	5min	6min	7min	10min

Team Match No : MT14 Table : 1 Umpires : LANASRI Said (ALG) COLOVIC Predrag (MKD)

Player Statistics	RYU Seungmin (KOR)						TANG Peng (HKG)					
	Game					Match	Game					Match
	1	2	3	4	5		1	2	3	4	5	
Points won	7	11	11	8	11	48	9	4	6	11	9	39
Biggest lead	1	7	5	-	2	7	4	-	-	5	3	5
Points won on own serve	3	4	3	4	7	21	4	0	1	5	6	16
Points lost on own serve	5	4	5	6	3	23	4	7	8	4	4	27
Most consecutive points won	4	6	2	3	3	6	4	2	2	4	4	4
Greatest deficit overcome	-	-	-	-	3	3	1	-	-	-	-	1
Handedness/Grip	Right/Penholder						Right/Shakehand					

Game/Match Statistics	Game					Match
	1	2	3	4	5	
Longest rally (strokes)	15	9	9	8	12	15
Average rally	5	5	5	4	6	5

Game Progress

1	RYU Seungmin (KOR)	0	*0	1	*2	4	*5	5	*6	6	7	
	TANG Peng (HKG)	0	2	*3	4	*4	5	*7	8	*10	11	
2	RYU Seungmin (KOR)	*0	1	*3	5	*7	7	*9	10	11		
	TANG Peng (HKG)	0	*1	1	*1	1	*3	3	*4	4		
3	RYU Seungmin (KOR)	0	*2	3	*4	5	*7	7	*9	10	11	
	TANG Peng (HKG)	*0	0	*1	2	*3	3	*5	5	*6	6	
4	RYU Seungmin (KOR)	*0	0	*0	1	*2	4	*5	6	*8	8	8
	TANG Peng (HKG)	0	*2	4	*5	6	*6	7	*8	8	*10	11
5	RYU Seungmin (KOR)	0	*1	2	*3	4	*4	5	*6	8	*9	11
	TANG Peng (HKG)	*0	1	*2	3	*4	6	*7	8	*8	9	9

NOTES

"*" denotes server. The "Greatest deficit overcome" only applies when the player ends up winning the game.

LEGEND

MT Men's Team



Detailed Team Match Results
Résultats détaillés du match par équipes

Republic of Korea (KOR) **3 - 0** Hong Kong, China (HKG)

Match 2: JOO Saehyuk (KOR) **3-0** JIANG Tianyi (HKG)

Match Summary		Match	Game 1	Game 2	Game 3	Game 4	Game 5
JOO Saehyuk	KOR	3	11	11	11		
JIANG Tianyi	HKG	0	3	6	8		
	Duration	23min	5min	6min	7min		

Team Match No : MT14 Table : 1 Umpires : LANASRI Said (ALG) COLOVIC Predrag (MKD)

Player Statistics	JOO Saehyuk (KOR)						JIANG Tianyi (HKG)					
	Game					Match	Game					Match
	1	2	3	4	5		1	2	3	4	5	
Points won	11	11	11			33	3	6	8			17
Biggest lead	8	6	4			8	-	-	-			-
Points won on own serve	5	7	6			18	2	4	5			11
Points lost on own serve	1	2	3			6	6	4	5			15
Most consecutive points won	6	6	4			6	1	2	3			3
Greatest deficit overcome	-	-	-			-	-	-	-			-
Handedness/Grip	Right/Shakehand						Left/Shakehand					

Game/Match Statistics	Game					Match
	1	2	3	4	5	
Longest rally (strokes)	23	22	15			23
Average rally	7	6	6			6

Game Progress

1	JOO Saehyuk (KOR)	0	*2	4	*6	7	*8	10	11			
	JIANG Tianyi (HKG)	*0	0	*0	0	*1	2	*2	3			
2	JOO Saehyuk (KOR)	*0	1	*2	4	*6	8	*8	9	*10	11	
	JIANG Tianyi (HKG)	0	*1	2	*2	2	*2	4	*5	6	6	
3	JOO Saehyuk (KOR)	0	*1	3	*5	6	*7	8	*8	9	*10	11
	JIANG Tianyi (HKG)	*0	1	*1	1	*2	3	*4	6	*7	8	8

NOTES

"*" denotes server. The "Greatest deficit overcome" only applies when the player ends up winning the game.

LEGEND

MT Men's Team



Detailed Team Match Results

Résultats détaillés du match par équipes

Republic of Korea (KOR) **3 - 0** Hong Kong, China (HKG)

Match 3: OH Sangeun (KOR) **3-2** LEUNG Chu Yan (HKG)
RYU Seungmin JIANG Tianyi

Match Summary		Match	Game 1	Game 2	Game 3	Game 4	Game 5
OH Sangeun / RYU S	KOR	3	5	11	11	11	11
LEUNG Chu Yan / JIANG T	HKG	2	11	6	2	13	9
	Duration	44min	5min	6min	4min	10min	10min

Team Match No : MT14 Table : 1 Umpires : LANASRI Said (ALG) COLOVIC Predrag (MKD)

Player Statistics	OH S / RYU S (KOR)						LEUNG CY / JIANG T (HKG)					
	Game					Match	Game					Match
	1	2	3	4	5		1	2	3	4	5	
Points won	5	11	11	11	11	49	11	6	2	13	9	41
Biggest lead	3	5	9	4	4	9	7	-	1	2	1	7
Points won on own serve	3	5	6	5	5	24	6	3	1	6	4	20
Points lost on own serve	5	3	1	7	5	21	2	6	5	6	6	25
Most consecutive points won	3	4	9	3	4	9	10	2	1	5	5	10
Greatest deficit overcome	-	-	1	-	1	1	3	-	-	4	-	4
Handedness/Grip	Right/Shakehand - Right/Penholder						Right/Penholder - Left/Shakehand					

Game/Match Statistics	Game					Match
	1	2	3	4	5	
Longest rally (strokes)	11	10	8	8	12	12
Average rally	5	5	4	5	5	5

Game Progress

1	OH S / RYU S (KOR)	-*0	2	*-3	3	-*3	3	*-3	4	5						
	LEUNG CY / JIANG T (HKG)	0	*-0	1	-*3	5	*-7	9	-*10	11						
2	OH S / RYU S (KOR)	0	-*2	4	*-5	6	-*7	8	*-9	10	11					
	LEUNG CY / JIANG T (HKG)	-*0	0	*-0	1	-*2	3	*-4	5	-*6	6					
3	OH S / RYU S (KOR)	-*0	1	*-2	4	-*6	8	*-10	11							
	LEUNG CY / JIANG T (HKG)	0	*-1	2	-*2	2	*-2	2	2							
4	OH S / RYU S (KOR)	0	-*1	3	*-4	6	-*6	6	*-7	7	-*9	10	*-11	11	-*11	11
	LEUNG CY / JIANG T (HKG)	*-0	1	-*1	2	*-2	4	-*6	7	*-9	9	-*10	10	*-11	12	13
5	OH S / RYU S (KOR)	-*0	1	*-3	5	*-6	6	-*6	7	*-8	9	11				
	LEUNG CY / JIANG T (HKG)	0	*-1	1	-*1	2	*-4	6	-*7	8	*-9	9				

NOTES

"*-"" denotes first player of pair is server, "-*" denotes second player of pair is server. The "Greatest deficit overcome" only applies when the pair ends up winning the game.

LEGEND

MT Men's Team



Detailed Team Match Results

Résultats détaillés du match par équipes

Germany (GER) 3 - 1 Hong Kong, China (HKG)

Team Match No : MT15 Table : 1 Umpires : MEZEK Gregor (SLO) ROMAN Enrique (PUR)

Match 1		Match	Game 1	Game 2	Game 3	Game 4	Game 5
A	BOLL Timo	GER	3	11	11	11	
X	LEUNG Chu Yan	HKG	0	6	3	7	
Duration of Match 1		22min	5min	5min	7min		

Match 2		Match	Game 1	Game 2	Game 3	Game 4	Game 5
B	OVTCHAROV Dimitrij	GER	3	13	11	11	11
Y	TANG Peng	HKG	1	11	13	9	9
Duration of Match 2		42min	8min	8min	7min	7min	

Match 3		Match	Game 1	Game 2	Game 3	Game 4	Game 5
C/B	STEGER B / OVTCHAROV D	GER	0	10	8	4	
Z/X	JIANG T / LEUNG CY	HKG	3	12	11	11	
Duration of Match 3		22min	7min	6min	5min		

Match 4		Match	Game 1	Game 2	Game 3	Game 4	Game 5
A	BOLL Timo	GER	3	9	11	11	11
Z	JIANG Tianyi	HKG	1	11	5	9	9
Duration of Match 4		36min	7min	5min	7min	7min	

Duration of Team Match	2h21min
------------------------	----------------

Player Statistics	Germany (GER)					Team Match	Hong Kong, China (HKG)					Team Match
	Match						Match					
	1	2	3	4	5		1	2	3	4	5	
Points won	33	46	22	42		143	16	42	34	34		126
Biggest lead	8	3	1	6		8	1	4	7	5		7
Points won on own serve	16	24	9	24		73	8	22	15	20		65
Points lost on own serve	8	20	19	14		61	17	22	13	18		70
Most consecutive points won	6	4	4	8		8	2	4	5	6		6
Greatest deficit overcome	1	4	-	5		5	-	2	1	-		2

Match/Team Match Statistics	Match					Team Match
	1	2	3	4	5	
Longest rally (strokes)	25	14	12	14		25
Average rally	5	4	5	4		5

NOTES

The "Greatest deficit overcome" only applies when the player/pair ends up winning the game.

LEGEND

MT Men's Team



Detailed Team Match Results
Résultats détaillés du match par équipes

Germany (GER) 3 - 1 Hong Kong, China (HKG)

Match 1: BOLL Timo (GER) 3-0 LEUNG Chu Yan (HKG)

Match Summary		Match	Game 1	Game 2	Game 3	Game 4	Game 5
BOLL Timo	GER	3	11	11	11		
LEUNG Chu Yan	HKG	0	6	3	7		
Duration		22min	5min	5min	7min		

Team Match No : MT15 Table : 1 Umpires : MEZEK Gregor (SLO) ROMAN Enrique (PUR)

Player Statistics	BOLL Timo (GER)						LEUNG Chu Yan (HKG)					
	Game					Match	Game					Match
	1	2	3	4	5		1	2	3	4	5	
Points won	11	11	11			33	6	3	7			16
Biggest lead	5	8	4			8	-	1	-			1
Points won on own serve	5	5	6			16	3	0	5			8
Points lost on own serve	3	3	2			8	6	6	5			17
Most consecutive points won	4	6	3			6	2	1	2			2
Greatest deficit overcome	-	1	-			1	-	-	-			-
Handedness/Grip	Left/Shakehand						Right/Penholder					

Game/Match Statistics	Game					Match
	1	2	3	4	5	
Longest rally (strokes)	9	14	25			25
Average rally	5	5	7			5

Game Progress

1	BOLL Timo (GER)	0	*1	3	*5	6	*7	8	*9	10	11
	LEUNG Chu Yan (HKG)	*0	1	*1	1	*2	3	*4	5	*6	6
2	BOLL Timo (GER)	*0	1	*3	4	*6	8	*10	11		
	LEUNG Chu Yan (HKG)	0	*1	1	*2	2	*2	2	3		
3	BOLL Timo (GER)	0	*1	3	*4	5	*6	8	*9	10	11
	LEUNG Chu Yan (HKG)	*0	1	*1	2	*3	4	*4	5	*6	7

NOTES

"*" denotes server. The "Greatest deficit overcome" only applies when the player ends up winning the game.

LEGEND

MT Men's Team



Detailed Team Match Results

Résultats détaillés du match par équipes

Germany (GER) 3 - 1 Hong Kong, China (HKG)

Match 2: OVTCHAROV Dimitrij (GER) 3-1 TANG Peng (HKG)

Match Summary		Match	Game 1	Game 2	Game 3	Game 4	Game 5
OVTCHAROV Dimitrij	GER	3	13	11	11	11	
TANG Peng	HKG	1	11	13	9	9	
	Duration	42min	8min	8min	7min	7min	

Team Match No : MT15 Table : 1 Umpires : MEZEK Gregor (SLO) ROMAN Enrique (PUR)

Player Statistics	OVTCHAROV Dimitrij (GER)						TANG Peng (HKG)					
	Game					Match	Game					Match
	1	2	3	4	5		1	2	3	4	5	
Points won	13	11	11	11		46	11	13	9	9		42
Biggest lead	2	2	2	3		3	4	2	3	1		4
Points won on own serve	6	4	7	7		24	5	5	6	6		22
Points lost on own serve	6	8	3	3		20	7	7	4	4		22
Most consecutive points won	4	3	4	3		4	3	3	4	3		4
Greatest deficit overcome	4	-	3	1		4	-	2	-	-		2
Handedness/Grip	Right/Shakehand						Right/Shakehand					

Game/Match Statistics	Game					Match
	1	2	3	4	5	
Longest rally (strokes)	9	14	11	12		14
Average rally	4	5	4	5		4

Game Progress

1	OVTCHAROV Dimitrij (GER)	*0	1	*1	2	*3	4	*5	5	*7	8	*10	11	*11	12	13
	TANG Peng (HKG)	0	*1	3	*4	5	*6	7	*9	9	*10	10	*10	11	*11	11
2	OVTCHAROV Dimitrij (GER)	0	*1	2	*3	4	*5	6	*8	8	*9	10	*11	11	*11	11
	TANG Peng (HKG)	*0	1	*2	3	*4	5	*6	6	*8	9	*10	10	*11	12	13
3	OVTCHAROV Dimitrij (GER)	*0	1	*1	2	*3	4	*5	7	*7	9	11				
	TANG Peng (HKG)	0	*1	3	*4	5	*6	7	*7	9	*9	9				
4	OVTCHAROV Dimitrij (GER)	0	*1	3	*3	4	*5	7	*8	8	*9	11				
	TANG Peng (HKG)	*0	1	*1	3	*4	5	*5	6	*8	9	9				

NOTES

"*" denotes server. The "Greatest deficit overcome" only applies when the player ends up winning the game.

LEGEND

MT Men's Team



Detailed Team Match Results

Résultats détaillés du match par équipes

Germany (GER) 3 - 1 Hong Kong, China (HKG)

Match 3: STEGER Bastian (GER) 0-3 JIANG Tianyi (HKG)
OVTCHAROV Dimitrij LEUNG Chu Yan

Match Summary		Match	Game 1	Game 2	Game 3	Game 4	Game 5
STEGER Bastian / OVTCHAROV D	GER	0	10	8	4		
JIANG Tianyi / LEUNG CY	HKG	3	12	11	11		
Duration		22min	7min	6min	5min		

Team Match No : MT15 Table : 1 Umpires : MEZEK Gregor (SLO) ROMAN Enrique (PUR)

Player Statistics	STEGER B / OVTCHAROV D (GER)						JIANG T / LEUNG CY (HKG)					
	Game					Match	Game					Match
	1	2	3	4	5		1	2	3	4	5	
Points won	10	8	4			22	12	11	11			34
Biggest lead	-	1	-			1	4	4	7			7
Points won on own serve	4	4	1			9	5	6	4			15
Points lost on own serve	7	5	7			19	6	4	3			13
Most consecutive points won	4	2	1			4	2	5	4			5
Greatest deficit overcome	-	-	-			-	-	1	-			1
Handedness/Grip	Right/Shakehand - Right/Shakehand						Left/Shakehand - Right/Penholder					

Game/Match Statistics	Game					Match
	1	2	3	4	5	
Longest rally (strokes)	9	9	12			12
Average rally	4	4	6			5

Game Progress

1	STEGER B / OVTCHAROV D (GER)	*-0	1	*-2	2	*-3	4	*-5	5	*-6	8	*-10	10	10
	JIANG T / LEUNG CY (HKG)	0	*-1	2	*-4	5	*-6	7	*-9	10	*-10	10	*-11	12
2	STEGER B / OVTCHAROV D (GER)	0	*-1	2	*-3	4	*-4	4	*-5	7	*-8			8
	JIANG T / LEUNG CY (HKG)	*-0	1	*-2	3	*-4	6	*-8	9	*-9	10			11
3	STEGER B / OVTCHAROV D (GER)	*-0	0	*-1	2	*-3	3	*-4	4					4
	JIANG T / LEUNG CY (HKG)	0	*-2	3	*-4	5	*-7	8	*-10					11

NOTES

"*- " denotes first player of pair is server, "-*" denotes second player of pair is server. The "Greatest deficit overcome" only applies when the pair ends up winning the game.

LEGEND

MT Men's Team



Detailed Team Match Results
Résultats détaillés du match par équipes

Germany (GER) 3 - 1 Hong Kong, China (HKG)

Match 4: BOLL Timo (GER) 3-1 JIANG Tianyi (HKG)

Match Summary		Match	Game 1	Game 2	Game 3	Game 4	Game 5
BOLL Timo	GER	3	9	11	11	11	
JIANG Tianyi	HKG	1	11	5	9	9	
Duration		36min	7min	5min	7min	7min	

Team Match No : MT15 Table : 1 Umpires : MEZEK Gregor (SLO) ROMAN Enrique (PUR)

Player Statistics	BOLL Timo (GER)						JIANG Tianyi (HKG)					
	Game					Match	Game					Match
	1	2	3	4	5		1	2	3	4	5	
Points won	9	11	11	11		42	11	5	9	9		34
Biggest lead	-	6	2	2		6	3	2	3	5		5
Points won on own serve	6	7	5	6		24	7	4	4	5		20
Points lost on own serve	4	1	5	4		14	3	4	6	5		18
Most consecutive points won	2	8	3	7		8	3	3	3	6		6
Greatest deficit overcome	-	2	3	5		5	-	-	-	-		-
Handedness/Grip	Left/Shakehand						Left/Shakehand					

Game/Match Statistics	Game				Match
	1	2	3	4	
Longest rally (strokes)	7	7	6	14	14
Average rally	4	4	4	4	4

Game Progress

1	BOLL Timo (GER)	0	*0	2	*2	3	*4	6	*7	7	*8	9
	JIANG Tianyi (HKG)	*0	2	*2	4	*5	6	*6	7	*9	10	11
2	BOLL Timo (GER)	*0	1	*1	3	*3	5	*7	9	11		
	JIANG Tianyi (HKG)	0	*1	3	*3	5	*5	5	*5	5		
3	BOLL Timo (GER)	0	*2	2	*3	4	*5	5	*6	8	*9	11
	JIANG Tianyi (HKG)	*0	0	*2	3	*4	5	*7	8	*8	9	9
4	BOLL Timo (GER)	*0	1	*2	3	*3	3	*4	6	*8	10	11
	JIANG Tianyi (HKG)	0	*1	2	*3	5	*7	8	*8	8	*8	9

NOTES

"*" denotes server. The "Greatest deficit overcome" only applies when the player ends up winning the game.

LEGEND

MT Men's Team



Detailed Team Match Results

Résultats détaillés du match par équipes

Republic of Korea (KOR) **0 - 3** People's Republic of China (CHN)

Team Match No : MT16 Table : 1 Umpires : MOELLER Claudia (GER) RAMOS Rachel (PHI)

Match 1			Match	Game 1	Game 2	Game 3	Game 4	Game 5
A	RYU Seungmin	KOR	1	6	6	11	4	
X	MA Long	CHN	3	11	11	6	11	
Duration of Match 1			34min	7min	6min	6min	6min	

Match 2			Match	Game 1	Game 2	Game 3	Game 4	Game 5
B	JOO Saehyuk	KOR	1	9	11	6	8	
Y	ZHANG Jike	CHN	3	11	5	11	11	
Duration of Match 2			41min	8min	5min	8min	8min	

Match 3			Match	Game 1	Game 2	Game 3	Game 4	Game 5
C/A	OH S / RYU S	KOR	0	4	8	6		
Z/Y	WANG H / ZHANG JK	CHN	3	11	11	11		
Duration of Match 3			20min	4min	7min	5min		

Duration of Team Match	1h50min
------------------------	---------

Player Statistics	Republic of Korea (KOR)					People's Republic of China (CHN)						
	Match					Team Match	Match					Team Match
	1	2	3	4	5		1	2	3	4	5	
Points won	27	34	18			79	39	38	33			110
Biggest lead	5	6	1			6	7	6	7			7
Points won on own serve	17	15	12			44	23	17	19			59
Points lost on own serve	16	21	14			51	10	19	6			35
Most consecutive points won	4	4	5			5	5	5	4			5
Greatest deficit overcome	1	2	-			2	1	2	1			2

Match/Team Match Statistics	Match					Team Match
	1	2	3	4	5	
Longest rally (strokes)	13	25	10			25
Average rally	4	8	4			6

NOTES

The "Greatest deficit overcome" only applies when the player/pair ends up winning the game.

LEGEND

MT Men's Team



Detailed Team Match Results
Résultats détaillés du match par équipes

Republic of Korea (KOR) **0 - 3** People's Republic of China (CHN)

Match 1: RYU Seungmin (KOR) **1-3** MA Long (CHN)

Match Summary		Match	Game 1	Game 2	Game 3	Game 4	Game 5
RYU Seungmin	KOR	1	6	6	11	4	
MA Long	CHN	3	11	11	6	11	
	Duration	34min	7min	6min	6min	6min	

Team Match No : MT16 Table : 1 Umpires : MOELLER Claudia (GER) RAMOS Rachel (PHI)

Player Statistics	RYU Seungmin (KOR)						MA Long (CHN)					
	Game					Match	Game					Match
	1	2	3	4	5		1	2	3	4	5	
Points won	6	6	11	4		27	11	11	6	11		39
Biggest lead	1	-	5	-		5	5	5	1	7		7
Points won on own serve	3	4	7	3		17	5	7	4	7		23
Points lost on own serve	6	4	2	4		16	3	2	4	1		10
Most consecutive points won	2	4	3	2		4	4	5	2	5		5
Greatest deficit overcome	-	-	1	-		1	1	-	-	-		1
Handedness/Grip	Right/Penholder						Right/Shakehand					

Game/Match Statistics	Game					Match
	1	2	3	4	5	
Longest rally (strokes)	13	8	10	8		13
Average rally	5	4	4	4		4

Game Progress

1	RYU Seungmin (KOR)	*0	1	*2	2	*3	4	*5	6	*6	6
	MA Long (CHN)	0	*1	2	*4	5	*6	7	*8	10	11
2	RYU Seungmin (KOR)	0	*0	2	*2	2	*4	6	*6	6	6
	MA Long (CHN)	*0	2	*2	4	*6	6	*6	8	*10	11
3	RYU Seungmin (KOR)	*0	1	*2	4	*5	7	*7	8	*10	11
	MA Long (CHN)	0	*1	2	*2	3	*3	5	*6	6	6
4	RYU Seungmin (KOR)	0	*0	1	*2	2	*2	4	*4	4	
	MA Long (CHN)	*0	2	*3	4	*6	8	*8	10	11	

NOTES

"*" denotes server. The "Greatest deficit overcome" only applies when the player ends up winning the game.

LEGEND

MT Men's Team



Detailed Team Match Results

Résultats détaillés du match par équipes

Republic of Korea (KOR) **0 - 3** People's Republic of China (CHN)

Match 2: JOO Saehyuk (KOR) **1-3** ZHANG Jike (CHN)

Match Summary		Match	Game 1	Game 2	Game 3	Game 4	Game 5
JOO Saehyuk	KOR	1	9	11	6	8	
ZHANG Jike	CHN	3	11	5	11	11	
Duration		41min	8min	5min	8min	8min	

Team Match No : MT16 Table : 1 Umpires : MOELLER Claudia (GER) RAMOS Rachel (PHI)

Player Statistics	JOO Saehyuk (KOR)						ZHANG Jike (CHN)					
	Game					Match	Game					Match
	1	2	3	4	5		1	2	3	4	5	
Points won	9	11	6	8		34	11	5	11	11		38
Biggest lead	2	6	1	1		6	2	2	6	4		6
Points won on own serve	2	5	3	5		15	3	2	6	6		17
Points lost on own serve	8	3	5	5		21	7	6	3	3		19
Most consecutive points won	3	4	2	3		4	3	2	5	5		5
Greatest deficit overcome	-	2	-	-		2	2	-	1	1		2
Handedness/Grip	Right/Shakehand						Right/Shakehand					

Game/Match Statistics	Game					Match
	1	2	3	4	5	
Longest rally (strokes)	19	15	25	19		25
Average rally	8	7	9	7		8

Game Progress

1	JOO Saehyuk (KOR)	0	*1	1	*3	4	*6	6	*7	7	*8	9
	ZHANG Jike (CHN)	*0	1	*3	3	*4	4	*6	7	*9	10	11
2	JOO Saehyuk (KOR)	*0	1	*1	3	*5	6	*8	9	11		
	ZHANG Jike (CHN)	0	*1	3	*3	3	*4	4	*5	5		
3	JOO Saehyuk (KOR)	0	*1	2	*3	3	*4	4	*4	6	6	
	ZHANG Jike (CHN)	*0	1	*2	3	*5	6	*8	10	*10	11	
4	JOO Saehyuk (KOR)	*0	1	*2	2	*2	4	*5	6	*7	8	8
	ZHANG Jike (CHN)	0	*1	2	*4	6	*6	7	*8	9	*10	11

NOTES

"*" denotes server. The "Greatest deficit overcome" only applies when the player ends up winning the game.

LEGEND

MT Men's Team



Detailed Team Match Results
Résultats détaillés du match par équipes

Republic of Korea (KOR) **0 - 3** People's Republic of China (CHN)

Match 3: OH Sangeun (KOR) **0-3** **WANG Hao (CHN)**
RYU Seungmin **ZHANG Jike**

Match Summary		Match	Game 1	Game 2	Game 3	Game 4	Game 5
OH Sangeun / RYU S	KOR	0	4	8	6		
WANG Hao / ZHANG JK	CHN	3	11	11	11		
Duration		20min	4min	7min	5min		

Team Match No : MT16 Table : 1 Umpires : MOELLER Claudia (GER) RAMOS Rachel (PHI)

Player Statistics	OH S / RYU S (KOR)						WANG H / ZHANG JK (CHN)					
	Game					Match	Game					Match
	1	2	3	4	5		1	2	3	4	5	
Points won	4	8	6			18	11	11	11			33
Biggest lead	-	1	1			1	7	4	5			7
Points won on own serve	2	5	5			12	5	7	7			19
Points lost on own serve	6	4	4			14	2	3	1			6
Most consecutive points won	2	5	3			5	4	4	4			4
Greatest deficit overcome	-	-	-			-	-	1	1			1
Handedness/Grip	Right/Shakehand - Right/Penholder						Right/Penholder - Right/Shakehand					

Game/Match Statistics	Game					Match
	1	2	3	4	5	
Longest rally (strokes)	9	10	6			10
Average rally	5	5	4			4

Game Progress

1	OH S / RYU S (KOR)	-*0	0	*-1	2	-*2	3	*-4	4	4		
	WANG H / ZHANG JK (CHN)	0	-*2	3	*-4	6	-*7	8	*-10	11		
2	OH S / RYU S (KOR)	0	-*1	1	*-1	3	-*3	5	*-7	8	8	
	WANG H / ZHANG JK (CHN)	-*0	1	*-3	5	-*5	7	*-7	7	-*8	10	11
3	OH S / RYU S (KOR)	-*0	1	*-1	3	-*4	5	*-5	6	-*6	6	
	WANG H / ZHANG JK (CHN)	0	-*1	3	*-3	4	-*5	7	*-8	10	11	

NOTES

"*-" denotes first player of pair is server, "-*" denotes second player of pair is server. The "Greatest deficit overcome" only applies when the pair ends up winning the game.

LEGEND

MT Men's Team



Player Statistics

Statistiques du joueur

As of WED 8 AUG 2012

Players	NOC	Matches				Games				Match Duration		
		Played	Won	Lost	%Won	Played	Won	Lost	%Won	All	Average	
APOLONIA Tiago Right/Shakehand	POR	1	0	1	0%	3	0	3	0%	28min	28min	
		Points Won				Points Lost						
		Total	Own Serve:	15	Most Consecutive:	4	Total	Own Serve:	17	Most Consecutive:	5	
		27	Opp. Serve:	12	GDO:	0	35	Opp. Serve:	18	GLL:	2	
BOLL Timo Left/Shakehand	GER	5	4	1	80%	18	13	5	72%	2h38min	32min	
		Points Won				Points Lost						
		Total	Own Serve:	104	Most Consecutive:	10	Total	Own Serve:	63	Most Consecutive:	6	
		186	Opp. Serve:	82	GDO:	5	151	Opp. Serve:	88	GLL:	2	
CHEN Weixing Right/Shakehand	AUT	1	1	0	100%	4	3	1	75%	32min	32min	
		Points Won				Points Lost						
		Total	Own Serve:	23	Most Consecutive:	4	Total	Own Serve:	13	Most Consecutive:	4	
		40	Opp. Serve:	17	GDO:	1	33	Opp. Serve:	20	GLL:	2	
DRINKHALL Paul Right/Shakehand	GBR	1	0	1	0%	4	1	3	25%	38min	38min	
		Points Won				Points Lost						
		Total	Own Serve:	17	Most Consecutive:	3	Total	Own Serve:	24	Most Consecutive:	6	
		36	Opp. Serve:	19	GDO:	2	46	Opp. Serve:	22	GLL:	2	
FREITAS Marcos Left/Shakehand	POR	3	2	1	67%	12	7	5	58%	1h56min	39min	
		Points Won				Points Lost						
		Total	Own Serve:	59	Most Consecutive:	6	Total	Own Serve:	56	Most Consecutive:	7	
		115	Opp. Serve:	56	GDO:	5	118	Opp. Serve:	62	GLL:	2	
GAO Ning Right/Shakehand	SIN	2	1	1	50%	6	3	3	50%	41min	21min	
		Points Won				Points Lost						
		Total	Own Serve:	25	Most Consecutive:	7	Total	Own Serve:	25	Most Consecutive:	6	
		48	Opp. Serve:	23	GDO:	1	51	Opp. Serve:	26	GLL:	4	
GARDOS Robert Right/Shakehand	AUT	1	0	1	0%	3	0	3	0%	26min	26min	
		Points Won				Points Lost						
		Total	Own Serve:	12	Most Consecutive:	3	Total	Own Serve:	15	Most Consecutive:	5	
		22	Opp. Serve:	10	GDO:	0	33	Opp. Serve:	18	GLL:	2	
GERELL Par Left/Shakehand	SWE	1	0	1	0%	5	2	3	40%	49min	49min	
		Points Won				Points Lost						
		Total	Own Serve:	29	Most Consecutive:	3	Total	Own Serve:	20	Most Consecutive:	6	
		48	Opp. Serve:	19	GDO:	2	53	Opp. Serve:	33	GLL:	3	
HAN Justin Right/Shakehand	AUS	1	0	1	0%	3	0	3	0%	19min	19min	
		Points Won				Points Lost						
		Total	Own Serve:	11	Most Consecutive:	4	Total	Own Serve:	15	Most Consecutive:	7	
		18	Opp. Serve:	7	GDO:	0	33	Opp. Serve:	18	GLL:	1	
HENZELL William Right/Shakehand	AUS	1	0	1	0%	3	0	3	0%	21min	21min	
		Points Won				Points Lost						
		Total	Own Serve:	9	Most Consecutive:	4	Total	Own Serve:	18	Most Consecutive:	5	
		20	Opp. Serve:	11	GDO:	0	33	Opp. Serve:	15	GLL:	5	

LEGEND	GDO Greatest deficit overcome	GLL Greatest lead lost	Opp. Opponent's
---------------	--------------------------------------	-------------------------------	------------------------



Player Statistics
Statistiques du joueur

As of WED 8 AUG 2012

Players	NOC	Matches				Games				Match Duration	
		Played	Won	Lost	%Won	Played	Won	Lost	%Won	All	Average
HO Andre Right/Shakehand	CAN	1	0	1	0%	3	0	3	0%	16min	16min
		Points Won				Points Lost					
		Total	Own Serve:	7	Most Consecutive:	2	Total	Own Serve:	17	Most Consecutive:	5
		14	Opp. Serve:	7	GDO:	0	33	Opp. Serve:	16	GLL:	1
HOYAMA Hugo Left/Penholder	BRA	1	0	1	0%	4	1	3	25%	23min	23min
		Points Won				Points Lost					
		Total	Own Serve:	15	Most Consecutive:	4	Total	Own Serve:	17	Most Consecutive:	7
		24	Opp. Serve:	9	GDO:	2	41	Opp. Serve:	24	GLL:	1
JANG Song Man Right/Shakehand	PRK	1	0	1	0%	3	0	3	0%	29min	29min
		Points Won				Points Lost					
		Total	Own Serve:	12	Most Consecutive:	4	Total	Own Serve:	16	Most Consecutive:	6
		23	Opp. Serve:	11	GDO:	0	35	Opp. Serve:	19	GLL:	4
JIANG Tianyi Left/Shakehand	HKG	4	1	3	25%	15	5	10	33%	2h3min	31min
		Points Won				Points Lost					
		Total	Own Serve:	73	Most Consecutive:	7	Total	Own Serve:	63	Most Consecutive:	8
		129	Opp. Serve:	56	GDO:	2	141	Opp. Serve:	78	GLL:	5
JOO Saehyuk Right/Shakehand	KOR	5	3	2	60%	18	11	7	61%	2h54min	35min
		Points Won				Points Lost					
		Total	Own Serve:	97	Most Consecutive:	7	Total	Own Serve:	71	Most Consecutive:	5
		184	Opp. Serve:	87	GDO:	4	153	Opp. Serve:	82	GLL:	3
KIM Hyok Bong Right/Shakehand	PRK	2	1	1	50%	8	5	3	63%	1h2min	31min
		Points Won				Points Lost					
		Total	Own Serve:	38	Most Consecutive:	5	Total	Own Serve:	33	Most Consecutive:	5
		73	Opp. Serve:	35	GDO:	4	71	Opp. Serve:	38	GLL:	2
KISHIKAWA Seiya Right/Shakehand	JPN	1	0	1	0%	4	1	3	25%	36min	36min
		Points Won				Points Lost					
		Total	Own Serve:	15	Most Consecutive:	5	Total	Own Serve:	23	Most Consecutive:	6
		34	Opp. Serve:	19	GDO:	0	40	Opp. Serve:	17	GLL:	2
LASHIN EI-Sayed Right/Shakehand	EGY	1	0	1	0%	4	1	3	25%	32min	32min
		Points Won				Points Lost					
		Total	Own Serve:	20	Most Consecutive:	4	Total	Own Serve:	17	Most Consecutive:	4
		33	Opp. Serve:	13	GDO:	2	40	Opp. Serve:	23	GLL:	1
LEUNG Chu Yan Right/Penholder	HKG	2	0	2	0%	7	1	6	14%	56min	28min
		Points Won				Points Lost					
		Total	Own Serve:	29	Most Consecutive:	4	Total	Own Serve:	33	Most Consecutive:	6
		51	Opp. Serve:	22	GDO:	0	73	Opp. Serve:	40	GLL:	1
MA Long Right/Shakehand	CHN	5	5	0	100%	17	15	2	88%	2h25min	29min
		Points Won				Points Lost					
		Total	Own Serve:	92	Most Consecutive:	10	Total	Own Serve:	46	Most Consecutive:	4
		177	Opp. Serve:	85	GDO:	4	106	Opp. Serve:	60	GLL:	1

LEGEND	GDO Greatest deficit overcome	GLL Greatest lead lost	Opp. Opponent's
---------------	--------------------------------------	-------------------------------	------------------------



Player Statistics

Statistiques du joueur

As of WED 8 AUG 2012

Players	NOC	Matches				Games				Match Duration	
		Played	Won	Lost	%Won	Played	Won	Lost	%Won	All	Average
MIZUTANI Jun Left/Shakehand	JPN	3	3	0	100%	11	9	2	82%	1h31min	30min
		Points Won				Points Lost					
		Total	Own Serve:	61	Most Consecutive:	5	Total	Own Serve:	40	Most Consecutive:	4
		115	Opp. Serve:	54	GDO:	3	86	Opp. Serve:	46	GLL:	2
MONTEIRO Joao Left/Shakehand	POR	2	1	1	50%	8	4	4	50%	1h7min	34min
		Points Won				Points Lost					
		Total	Own Serve:	39	Most Consecutive:	5	Total	Own Serve:	34	Most Consecutive:	7
		73	Opp. Serve:	34	GDO:	2	73	Opp. Serve:	39	GLL:	1
MONTEIRO Thiago Right/Shakehand	BRA	1	0	1	0%	3	0	3	0%	18min	18min
		Points Won				Points Lost					
		Total	Own Serve:	12	Most Consecutive:	3	Total	Own Serve:	15	Most Consecutive:	9
		19	Opp. Serve:	7	GDO:	0	33	Opp. Serve:	18	GLL:	1
NIWA Koki Left/Shakehand	JPN	2	1	1	50%	7	4	3	57%	47min	24min
		Points Won				Points Lost					
		Total	Own Serve:	37	Most Consecutive:	8	Total	Own Serve:	27	Most Consecutive:	8
		62	Opp. Serve:	25	GDO:	3	65	Opp. Serve:	38	GLL:	3
OH Sangeun Right/Shakehand	KOR	2	1	1	50%	6	3	3	50%	51min	26min
		Points Won				Points Lost					
		Total	Own Serve:	31	Most Consecutive:	5	Total	Own Serve:	28	Most Consecutive:	5
		59	Opp. Serve:	28	GDO:	2	61	Opp. Serve:	33	GLL:	4
OVTCHAROV Dimitrij Right/Shakehand	GER	4	3	1	75%	16	10	6	63%	2h34min	39min
		Points Won				Points Lost					
		Total	Own Serve:	90	Most Consecutive:	6	Total	Own Serve:	69	Most Consecutive:	10
		163	Opp. Serve:	73	GDO:	4	151	Opp. Serve:	82	GLL:	2
PERSSON Jorgen Right/Shakehand	SWE	2	1	1	50%	7	3	4	43%	1h13min	37min
		Points Won				Points Lost					
		Total	Own Serve:	45	Most Consecutive:	4	Total	Own Serve:	32	Most Consecutive:	4
		76	Opp. Serve:	31	GDO:	0	74	Opp. Serve:	42	GLL:	4
PITCHFORD Liam Right/Shakehand	GBR	1	0	1	0%	4	1	3	25%	31min	31min
		Points Won				Points Lost					
		Total	Own Serve:	16	Most Consecutive:	4	Total	Own Serve:	21	Most Consecutive:	5
		31	Opp. Serve:	15	GDO:	1	42	Opp. Serve:	21	GLL:	2
RYU Seungmin Right/Penholder	KOR	4	3	1	75%	18	10	8	56%	2h29min	37min
		Points Won				Points Lost					
		Total	Own Serve:	86	Most Consecutive:	7	Total	Own Serve:	70	Most Consecutive:	5
		164	Opp. Serve:	78	GDO:	3	142	Opp. Serve:	72	GLL:	5
SALEH Ahmed Right/Shakehand	EGY	1	0	1	0%	3	0	3	0%	18min	18min
		Points Won				Points Lost					
		Total	Own Serve:	11	Most Consecutive:	2	Total	Own Serve:	14	Most Consecutive:	5
		17	Opp. Serve:	6	GDO:	0	33	Opp. Serve:	19	GLL:	3

LEGEND
GDO Greatest deficit overcome **GLL** Greatest lead lost **Opp.** Opponent's



Player Statistics

Statistiques du joueur

As of WED 8 AUG 2012

Players	NOC	Matches				Games				Match Duration	
		Played	Won	Lost	%Won	Played	Won	Lost	%Won	All	Average
SCHLAGER Werner Right/Shakehand	AUT	2	1	1	50%	6	3	3	50%	39min	20min
		Points Won				Points Lost					
		Total	Own Serve:	32	Most Consecutive:	5	Total	Own Serve:	19	Most Consecutive:	10
		51	Opp. Serve:	19	GDO:	3	50	Opp. Serve:	31	GLL:	4
SHIBAEV Alexander Right/Shakehand	RUS	1	0	1	0%	3	0	3	0%	25min	25min
		Points Won				Points Lost					
		Total	Own Serve:	11	Most Consecutive:	3	Total	Own Serve:	15	Most Consecutive:	8
		18	Opp. Serve:	7	GDO:	0	33	Opp. Serve:	18	GLL:	1
SKACHKOV Kirill Right/Shakehand	RUS	1	0	1	0%	3	0	3	0%	26min	26min
		Points Won				Points Lost					
		Total	Own Serve:	7	Most Consecutive:	4	Total	Own Serve:	20	Most Consecutive:	5
		22	Opp. Serve:	15	GDO:	0	34	Opp. Serve:	14	GLL:	4
SMIRNOV Alexey Right/Shakehand	RUS	1	0	1	0%	3	0	3	0%	24min	24min
		Points Won				Points Lost					
		Total	Own Serve:	10	Most Consecutive:	5	Total	Own Serve:	17	Most Consecutive:	6
		22	Opp. Serve:	12	GDO:	0	33	Opp. Serve:	16	GLL:	3
STEGER Bastian Right/Shakehand	GER	2	1	1	50%	6	3	3	50%	1h2min	31min
		Points Won				Points Lost					
		Total	Own Serve:	30	Most Consecutive:	4	Total	Own Serve:	28	Most Consecutive:	6
		52	Opp. Serve:	22	GDO:	4	62	Opp. Serve:	34	GLL:	0
TANG Peng Right/Shakehand	HKG	5	3	2	60%	20	12	8	60%	2h44min	33min
		Points Won				Points Lost					
		Total	Own Serve:	97	Most Consecutive:	9	Total	Own Serve:	85	Most Consecutive:	6
		194	Opp. Serve:	97	GDO:	3	175	Opp. Serve:	90	GLL:	4
WANG Eugene Right/Shakehand	CAN	1	0	1	0%	3	0	3	0%	22min	22min
		Points Won				Points Lost					
		Total	Own Serve:	14	Most Consecutive:	4	Total	Own Serve:	15	Most Consecutive:	8
		25	Opp. Serve:	11	GDO:	0	34	Opp. Serve:	19	GLL:	3
WANG Hao Right/Penholder	CHN	1	1	0	100%	3	3	0	100%	19min	19min
		Points Won				Points Lost					
		Total	Own Serve:	19	Most Consecutive:	6	Total	Own Serve:	5	Most Consecutive:	3
		33	Opp. Serve:	14	GDO:	4	15	Opp. Serve:	10	GLL:	0
ZHAN Jian Right/Shakehand	SIN	2	1	1	50%	6	3	3	50%	40min	20min
		Points Won				Points Lost					
		Total	Own Serve:	25	Most Consecutive:	5	Total	Own Serve:	25	Most Consecutive:	6
		48	Opp. Serve:	23	GDO:	5	53	Opp. Serve:	28	GLL:	4
ZHANG Jike Right/Shakehand	CHN	4	3	1	75%	14	10	4	71%	2h12min	33min
		Points Won				Points Lost					
		Total	Own Serve:	66	Most Consecutive:	6	Total	Own Serve:	65	Most Consecutive:	5
		141	Opp. Serve:	75	GDO:	4	119	Opp. Serve:	54	GLL:	2

NOTES

The "Greatest deficit overcome" only applies when the player ends up winning the game and "Greatest lead lost" only when losing.

LEGEND

GDO Greatest deficit overcome **GLL** Greatest lead lost **Opp.** Opponent's



Tournament Statistics

Statistiques du tournoi

As of WED 8 AUG 2012

Statistics		First Round	Quarter finals	Semi finals	Finals	Total
Team Matches	Total	8	4	2	2	16
	Match Margin: 3:0	5 63%	2 50%	1 50%	1 50%	9 56%
	3:1	3 38%		1 50%	1 50%	5 31%
	3:2		2 50%			2 13%
	Invalid Results Mark					
	Duration: Total	13h44min	9h18min	4h40min	4h11min	31h53min
	Longest	2h42min	3h24min	2h36min	2h21min	3h24min
	Shortest	1h4min	1h12min	2h4min	1h50min	1h4min
	Average	1h43min	2h20min	2h20min	2h6min	2h0min
Matches	Total	27	16	7	7	57
	Game Margin: 3:0	16 59%	6 38%	2 29%	3 43%	27 47%
	3:1	8 30%	9 56%	3 43%	4 57%	24 42%
	3:2	3 11%	1 6%	2 29%		6 11%
	Invalid Results Mark					
	Duration: Total	12h27min	8h15min	4h9min	3h37min	28h28min
	Longest	49min	45min	44min	42min	49min
	Shortest	15min	19min	23min	20min	15min
	Average	28min	31min	36min	31min	30min
Games	Total	95	59	28	25	207
	Point Margin 11					
	10		1 2%	1 4%		2 1%
	9	2 2%		1 4%		3 1%
	8	6 6%	4 7%	2 7%	1 4%	13 6%
	7	5 5%	5 8%	1 4%	3 12%	14 7%
	6	14 15%	5 8%	5 18%	2 8%	26 13%
	5	13 14%	7 12%	3 11%	6 24%	29 14%
	4	9 9%	10 17%	2 7%	1 4%	22 11%
	3	19 20%	10 17%	6 21%	3 12%	38 18%
	2	27 28%	17 29%	7 25%	9 36%	60 29%
	Invalid Results Mark					
	Duration: Total	9h17min	6h33min	3h17min	2h41min	21h48min
	Longest	11min	13min	10min	8min	13min
	Shortest	3min	3min	4min	4min	3min
	Average	6min	7min	7min	6min	6min
Points	Total	1751	1088	497	458	3794
	per game	18.43	18.44	17.75	18.32	18.33
	Most consecutive won	9	10	10	8	10
	Greatest deficit overcome	5	6	4	5	6
	Longest rally	28	35	23	25	35
	Average rally	5	5	5	5	5

NOTES

The "Greatest deficit overcome" only applies when the player/pair ends up winning the game.



Table Tennis
Tennis de table

Women's Team
Par équipes femmes



Entry List by Event
Liste des inscrits par épreuve

REVISED
4 AUG 14:04

As of SAT 4 AUG 2012

NOC	Name	Date of Birth
AUS - Australia	LAY Jian Fang	6 MAR 1973
	MIAO Miao	14 JAN 1981
	TAN Vivian	17 SEP 1977
AUT - Austria	LI Qiangbing	30 APR 1985
	LIU Jia	16 FEB 1982
	SOLJA Amelie	29 SEP 1990
BRA - Brazil	GUI Lin	1 OCT 1993
	KUMAHARA Caroline	27 JUL 1995
	SILVA Ligia	6 MAR 1981
CHN - People's Republic of China	DING Ning	20 JUN 1990
	GUO Yue	17 JUL 1988
	LI Xiaoxia	16 JAN 1988
EGY - Egypt	ELDAWLATLY Nadeen	22 JUN 1993
	MAGDY Raghd	7 MAR 1983
	MESHREF Dina	10 MAR 1994
ESP - Spain	DVORAK Galia	1 APR 1988
	RAMIREZ Sara	4 SEP 1987
	SHEN Yanfei	24 DEC 1979
GBR - Great Britain	LIU Na	7 FEB 1983
	PARKER Joanna	10 JUN 1987
	SIBLEY Kelly	21 MAY 1988
GER - Germany	IVANCAN Irene	22 JUL 1983
	SILBEREISEN Kristin	14 MAR 1985
	WU Jiaduo	19 SEP 1977
HKG - Hong Kong, China	JIANG Huajun	8 OCT 1984
	LEE Ho Ching	24 NOV 1992
	TIE Yana	13 MAY 1979
JPN - Japan	FUKUHARA Ai	1 NOV 1988
	HIRANO Sayaka	24 MAR 1985
	ISHIKAWA Kasumi	23 FEB 1993
KOR - Republic of Korea	DANG Yeseo	27 APR 1981
	KIM Kyungah	25 MAY 1977
	SEOK Hajung	11 JAN 1985



Table Tennis
Tennis de table

Women's Team
Par équipes femmes



REVISED
4 AUG 14:04


NOC	Name	Date of Birth
NED - Netherlands	LI Jiao	15 JAN 1973
	LI Jie	6 MAR 1984
	TIMINA Elena	8 MAY 1969
POL - Poland	GRZYBOWSKA Katarzyna	30 APR 1989
	LI Qian	30 JUL 1986
	PARTYKA Natalia	27 JUL 1989
PRK - Democratic People's Republic of Korea	KIM Jong	19 APR 1989
	RI Mi Gyong	30 SEP 1990
	RI Myong Sun	26 JAN 1992
SIN - Singapore	FENG Tianwei	31 AUG 1986
	LI Jiawei	9 AUG 1981
	WANG Yuegu	10 JUN 1980
USA - United States of America	HSING Ariel	29 NOV 1995
	WU Erica	15 MAY 1996
	ZHANG Lily	16 JUN 1996

NOTES
All changes are available in INFO

Due to injury PARK Miyoung (KOR) has been replaced in the Women's Team event by DANG Yeseo (KOR).



Draw
Tableau





Detailed Team Match Results

Résultats détaillés du match par équipes

Spain (ESP) 0 - 3 People's Republic of China (CHN)

Team Match No : WT5 Table : 2 Umpires : PARK In Sook (KOR) SORENSEN Allan (DEN)

Match 1			Match	Game 1	Game 2	Game 3	Game 4	Game 5
A	SHEN Yanfei	ESP	0	4	7	12		
X	LI Xiaoxia	CHN	3	11	11	14		
Duration of Match 1			27min	6min	7min	11min		

Match 2			Match	Game 1	Game 2	Game 3	Game 4	Game 5
B	RAMIREZ Sara	ESP	1	9	11	5	8	
Y	GUO Yue	CHN	3	11	8	11	11	
Duration of Match 2			33min	7min	7min	6min	8min	

Match 3			Match	Game 1	Game 2	Game 3	Game 4	Game 5
C/B	DVORAK G / RAMIREZ S	ESP	0	7	5	8		
Z/X	DING N / LI XX	CHN	3	11	11	11		
Duration of Match 3			21min	6min	5min	7min		

Duration of Team Match	1h30min
------------------------	---------

Player Statistics	Spain (ESP)					Team Match	People's Republic of China (CHN)					Team Match
	Match						Match					
	1	2	3	4	5		1	2	3	4	5	
Points won	23	33	20			76	36	41	33			110
Biggest lead	2	3	1			3	7	6	7			7
Points won on own serve	15	17	13			45	22	20	21			63
Points lost on own serve	14	21	12			47	8	16	7			31
Most consecutive points won	4	5	3			5	4	4	5			5
Greatest deficit overcome	-	-	-			-	2	1	1			2

Match/Team Match Statistics	Match					Team Match
	1	2	3	4	5	
Longest rally (strokes)	13	13	14			14
Average rally	5	4	5			5

NOTES

The "Greatest deficit overcome" only applies when the player/pair ends up winning the game.

LEGEND

WT Women's Team



Detailed Team Match Results
Résultats détaillés du match par équipes

Spain (ESP) **0 - 3** People's Republic of China (CHN)

Match 1: SHEN Yanfei (ESP) **0-3** LI Xiaoxia (CHN)

Match Summary		Match	Game 1	Game 2	Game 3	Game 4	Game 5
SHEN Yanfei	ESP	0	4	7	12		
LI Xiaoxia	CHN	3	11	11	14		
Duration		27min	6min	7min	11min		

Team Match No : WT5 Table : 2 Umpires : PARK In Sook (KOR) SORENSEN Allan (DEN)

Player Statistics	SHEN Yanfei (ESP)						LI Xiaoxia (CHN)					
	Game					Match	Game					Match
	1	2	3	4	5		1	2	3	4	5	
Points won	4	7	12			23	11	11	14			36
Biggest lead	-	-	2			2	7	4	4			7
Points won on own serve	3	5	7			15	6	8	8			22
Points lost on own serve	5	3	6			14	1	2	5			8
Most consecutive points won	1	2	4			4	3	4	4			4
Greatest deficit overcome	-	-	-			-	-	-	2			2
Handedness/Grip	Left/Shakehand						Right/Shakehand					

Game/Match Statistics	Game					Match
	1	2	3	4	5	
Longest rally (strokes)	12	13	12			13
Average rally	6	5	4			5

Game Progress

1	SHEN Yanfei (ESP)	*0	0	*1	2	*2	3	*3	4	4								
	LI Xiaoxia (CHN)	0	*2	3	*4	6	*7	9	*10	11								
2	SHEN Yanfei (ESP)	0	*0	0	*1	3	*3	4	*5	7	7							
	LI Xiaoxia (CHN)	*0	2	*4	5	*5	7	*8	9	*9	11							
3	SHEN Yanfei (ESP)	*0	0	*0	2	*4	4	*5	7	*9	10	*10	11	*11	12	*12	12	12
	LI Xiaoxia (CHN)	0	*2	4	*4	4	*6	7	*7	7	*8	10	*10	11	*11	12	*13	14

NOTES

"*" denotes server. The "Greatest deficit overcome" only applies when the player ends up winning the game.

LEGEND

WT Women's Team



Detailed Team Match Results

Résultats détaillés du match par équipes

Spain (ESP) **0 - 3** People's Republic of China (CHN)

Match 2: RAMIREZ Sara (ESP) **1-3** GUO Yue (CHN)

Match Summary		Match	Game 1	Game 2	Game 3	Game 4	Game 5
RAMIREZ Sara	ESP	1	9	11	5	8	
GUO Yue	CHN	3	11	8	11	11	
Duration		33min	7min	7min	6min	8min	

Team Match No : WT5 Table : 2 Umpires : PARK In Sook (KOR) SORENSEN Allan (DEN)

Player Statistics	RAMIREZ Sara (ESP)						GUO Yue (CHN)					
	Game					Match	Game					Match
	1	2	3	4	5		1	2	3	4	5	
Points won	9	11	5	8		33	11	8	11	11		41
Biggest lead	1	3	-	1		3	4	-	6	4		6
Points won on own serve	4	7	2	4		17	5	5	5	5		20
Points lost on own serve	6	3	6	6		21	5	4	3	4		16
Most consecutive points won	4	3	1	5		5	3	3	3	4		4
Greatest deficit overcome	-	-	-	-		-	1	-	-	1		1
Handedness/Grip	Right/Shakehand						Left/Shakehand					

Game/Match Statistics	Game					Match
	1	2	3	4	5	
Longest rally (strokes)	11	13	8	8		13
Average rally	4	4	4	4		4

Game Progress

1	RAMIREZ Sara (ESP)	0	*1	1	*2	3	*4	5	*5	7	*9	9
	GUO Yue (CHN)	*0	1	*3	4	*5	6	*7	9	*9	9	11
2	RAMIREZ Sara (ESP)	*0	2	*3	4	*5	5	*6	8	*8	10	11
	GUO Yue (CHN)	0	*0	1	*2	3	*5	6	*6	8	*8	8
3	RAMIREZ Sara (ESP)	0	*0	1	*2	2	*3	3	*4	5		
	GUO Yue (CHN)	*0	2	*3	4	*6	7	*9	10	11		
4	RAMIREZ Sara (ESP)	*0	0	*1	2	*2	3	*5	7	*8	8	8
	GUO Yue (CHN)	0	*2	3	*4	6	*7	7	*7	8	*10	11

NOTES

"*" denotes server. The "Greatest deficit overcome" only applies when the player ends up winning the game.

LEGEND

WT Women's Team



Detailed Team Match Results
Résultats détaillés du match par équipes

Spain (ESP) **0 - 3** People's Republic of China (CHN)

Match 3: DVORAK Galia (ESP) **0-3** DING Ning (CHN)
RAMIREZ Sara LI Xiaoxia

Match Summary		Match	Game 1	Game 2	Game 3	Game 4	Game 5
DVORAK Galia / RAMIREZ S	ESP	0	7	5	8		
DING Ning / LI XX	CHN	3	11	11	11		
Duration		21min	6min	5min	7min		

Team Match No : WT5 Table : 2 Umpires : PARK In Sook (KOR) SORENSEN Allan (DEN)

Player Statistics	DVORAK G / RAMIREZ S (ESP)						DING N / LI XX (CHN)					
	Game					Match	Game					Match
	1	2	3	4	5		1	2	3	4	5	
Points won	7	5	8			20	11	11	11			33
Biggest lead	-	1	1			1	7	6	3			7
Points won on own serve	5	4	4			13	8	7	6			21
Points lost on own serve	3	4	5			12	2	1	4			7
Most consecutive points won	3	3	2			3	5	5	4			5
Greatest deficit overcome	-	-	-			-	-	1	1			1
Handedness/Grip	Right/Shakehand - Right/Shakehand						Left/Shakehand - Right/Shakehand					

Game/Match Statistics	Game					Match
	1	2	3	4	5	
Longest rally (strokes)	14	8	7			14
Average rally	5	5	4			5

Game Progress

1	DVORAK G / RAMIREZ S (ESP)	0	*-0	1	*-1	1	*-2	4	*-4	6	7	
	DING N / LI XX (CHN)	*-0	2	*-3	5	*-7	8	*-8	10	*-10	11	
2	DVORAK G / RAMIREZ S (ESP)	*-0	1	*-1	2	*-2	4	*-5	5	5		
	DING N / LI XX (CHN)	0	*-1	3	*-4	6	*-6	7	*-9	11		
3	DVORAK G / RAMIREZ S (ESP)	0	*-1	2	*-3	4	*-5	6	*-6	7	*-8	8
	DING N / LI XX (CHN)	*-0	1	*-2	3	*-4	5	*-6	8	*-9	10	11

NOTES

"*- " denotes first player of pair is server, "-*" denotes second player of pair is server. The "Greatest deficit overcome" only applies when the pair ends up winning the game.

LEGEND

WT Women's Team



Detailed Team Match Results

Résultats détaillés du match par équipes

Netherlands (NED) 3 - 0 Egypt (EGY)

Team Match No : WT6 Table : 3 Umpires : SCARR Val (NZL) MACKEY John (GBR)

Match 1			Match	Game 1	Game 2	Game 3	Game 4	Game 5
A	LI Jiao	NED	3	11	11	11		
X	ELDAWLATLY Nadeen	EGY	0	6	6	4		
Duration of Match 1			18min	5min	5min	5min		

Match 2			Match	Game 1	Game 2	Game 3	Game 4	Game 5
B	LI Jie	NED	3	11	11	11		
Y	MESHREF Dina	EGY	0	5	5	2		
Duration of Match 2			16min	5min	5min	4min		

Match 3			Match	Game 1	Game 2	Game 3	Game 4	Game 5
C/B	TIMINA E / LI Jie	NED	3	11	11	11		
Z/Y	MAGDY R / MESHREF D	EGY	0	4	7	2		
Duration of Match 3			16min	4min	5min	4min		

Duration of Team Match	58min
------------------------	-------

Player Statistics	Netherlands (NED)					Team Match	Egypt (EGY)					Team Match
	Match						Match					
	1	2	3	4	5		1	2	3	4	5	
Points won	33	33	33			99	16	12	13			41
Biggest lead	7	9	9			9	2	-	-			2
Points won on own serve	18	17	16			51	9	6	6			21
Points lost on own serve	7	6	7			20	15	16	17			48
Most consecutive points won	7	5	6			7	4	2	3			4
Greatest deficit overcome	2	-	-			2	-	-	-			-

Match/Team Match Statistics	Match					Team Match
	1	2	3	4	5	
Longest rally (strokes)	11	21	22			22
Average rally	4	6	7			6

NOTES

The "Greatest deficit overcome" only applies when the player/pair ends up winning the game.

LEGEND

WT Women's Team



Detailed Team Match Results

Résultats détaillés du match par équipes

Netherlands (NED) 3 - 0 Egypt (EGY)

Match 1:

LI Jiao (NED) 3-0 ELDAWLATLY Nadeen (EGY)

Match Summary		Match	Game 1	Game 2	Game 3	Game 4	Game 5
LI Jiao	NED	3	11	11	11		
ELDAWLATLY Nadeen	EGY	0	6	6	4		
	Duration	18min	5min	5min	5min		

Team Match No : WT6 Table : 3 Umpires : SCARR Val (NZL) MACKEY John (GBR)

Player Statistics	LI Jiao (NED)						ELDAWLATLY Nadeen (EGY)					
	Game					Match	Game					Match
	1	2	3	4	5		1	2	3	4	5	
Points won	11	11	11			33	6	6	4			16
Biggest lead	5	5	7			7	2	1	-			2
Points won on own serve	6	6	6			18	3	4	2			9
Points lost on own serve	3	2	2			7	5	5	5			15
Most consecutive points won	7	3	4			7	4	3	1			4
Greatest deficit overcome	2	1	-			2	-	-	-			-
Handedness/Grip	Left/Penholder						Right/Shakehand					

Game/Match Statistics	Game					Match
	1	2	3	4	5	
Longest rally (strokes)	8	11	10			11
Average rally	4	5	4			4

Game Progress

1	LI Jiao (NED)	*0	1	*2	4	*4	4	*6	8	*10	11
	ELDAWLATLY Nadeen (EGY)	0	*1	2	*2	4	*6	6	*6	6	6
2	LI Jiao (NED)	0	*1	2	*4	5	*5	7	*8	10	11
	ELDAWLATLY Nadeen (EGY)	*0	1	*2	2	*3	5	*5	6	*6	6
3	LI Jiao (NED)	*0	2	*3	5	*7	8	*9	10	11	
	ELDAWLATLY Nadeen (EGY)	0	*0	1	*1	1	*2	3	*4	4	

NOTES

"*" denotes server. The "Greatest deficit overcome" only applies when the player ends up winning the game.

LEGEND

WT Women's Team



Detailed Team Match Results

Résultats détaillés du match par équipes

Netherlands (NED) 3 - 0 Egypt (EGY)

Match 2:

LI Jie (NED) 3-0 MESHREF Dina (EGY)

Match Summary		Match	Game 1	Game 2	Game 3	Game 4	Game 5
LI Jie	NED	3	11	11	11		
MESHREF Dina	EGY	0	5	5	2		
	Duration	16min	5min	5min	4min		

Team Match No : WT6 Table : 3 Umpires : SCARR Val (NZL) MACKEY John (GBR)

Player Statistics	LI Jie (NED)						MESHREF Dina (EGY)					
	Game					Match	Game					Match
	1	2	3	4	5		1	2	3	4	5	
Points won	11	11	11			33	5	5	2			12
Biggest lead	6	6	9			9	-	-	-			-
Points won on own serve	5	5	7			17	2	2	2			6
Points lost on own serve	3	3	0			6	6	6	4			16
Most consecutive points won	4	5	5			5	1	2	1			2
Greatest deficit overcome	-	-	-			-	-	-	-			-
Handedness/Grip	Right/Shakehand						Left/Shakehand					

Game/Match Statistics	Game					Match
	1	2	3	4	5	
Longest rally (strokes)	21	17	14			21
Average rally	7	7	5			6

Game Progress

1	LI Jie (NED)	*0	1	*3	4	*5	6	*7	9	11
	MESHREF Dina (EGY)	0	*1	1	*2	3	*4	5	*5	5
2	LI Jie (NED)	0	*2	3	*4	4	*6	8	*9	11
	MESHREF Dina (EGY)	*0	0	*1	2	*4	4	*4	5	5
3	LI Jie (NED)	*0	2	*3	5	*6	8	*10	11	
	MESHREF Dina (EGY)	0	*0	1	*1	2	*2	2	2	

NOTES

"*" denotes server. The "Greatest deficit overcome" only applies when the player ends up winning the game.

LEGEND

WT Women's Team



Detailed Team Match Results
Résultats détaillés du match par équipes

Netherlands (NED) 3 - 0 Egypt (EGY)

Match 3: **TIMINA Elena (NED)** **3-0** **MAGDY Raghd (EGY)**
LI Jie **MESHREF Dina**

Match Summary		Match	Game 1	Game 2	Game 3	Game 4	Game 5
TIMINA Elena / LI Jie	NED	3	11	11	11		
MAGDY Raghd / MESHREF D	EGY	0	4	7	2		
	Duration	16min	4min	5min	4min		

Team Match No : WT6 Table : 3 Umpires : SCARR Val (NZL) MACKEY John (GBR)

Player Statistics	TIMINA E / LI Jie (NED)						MAGDY R / MESHREF D (EGY)					
	Game					Match	Game					Match
	1	2	3	4	5		1	2	3	4	5	
Points won	11	11	11			33	4	7	2			13
Biggest lead	7	5	9			9	-	-	-			-
Points won on own serve	4	7	5			16	1	4	1			6
Points lost on own serve	3	3	1			7	7	4	6			17
Most consecutive points won	4	4	6			6	2	3	1			3
Greatest deficit overcome	-	-	-			-	-	-	-			-
Handedness/Grip	Right/Shakehand - Right/Shakehand						Right/Shakehand - Left/Shakehand					

Game/Match Statistics	Game					Match
	1	2	3	4	5	
Longest rally (strokes)	15	22	17			22
Average rally	7	6	7			7

Game Progress

1	TIMINA E / LI Jie (NED)	0	*-2	3	*-5	6	*-8	9	*-10	11	
	MAGDY R / MESHREF D (EGY)	*-0	0	*-1	1	*-2	2	*-3	4	4	
2	TIMINA E / LI Jie (NED)	*-0	2	*-4	5	*-6	7	*-7	8	*-9	11
	MAGDY R / MESHREF D (EGY)	0	*-0	0	*-1	2	*-3	5	*-6	7	7
3	TIMINA E / LI Jie (NED)	0	*-2	4	*-5	6	*-8	10	11		
	MAGDY R / MESHREF D (EGY)	*-0	0	*-0	1	*-2	2	*-2	2		

NOTES

"*- " denotes first player of pair is server, "-*" denotes second player of pair is server. The "Greatest deficit overcome" only applies when the pair ends up winning the game.

LEGEND

WT Women's Team



Detailed Team Match Results

Résultats détaillés du match par équipes

Hong Kong, China (HKG) 3 - 1 Austria (AUT)

Team Match No : WT7 Table : 2 Umpires : PURCELL Tom (GBR) WEINSTEIN Saul (USA)

Match 1			Match	Game 1	Game 2	Game 3	Game 4	Game 5
A	TIE Yana	HKG	3	7	11	4	11	15
X	LIU Jia	AUT	2	11	7	11	6	13
Duration of Match 1			45min	7min	7min	6min	6min	13min

Match 2			Match	Game 1	Game 2	Game 3	Game 4	Game 5
B	JIANG Huajun	HKG	0	4	8	11		
Y	SOLJA Amelie	AUT	3	11	11	13		
Duration of Match 2			24min	5min	7min	9min		

Match 3			Match	Game 1	Game 2	Game 3	Game 4	Game 5
C/A	LEE HC / TIE Y	HKG	3	11	14	11		
Z/Y	LI Q / SOLJA A	AUT	0	9	12	2		
Duration of Match 3			21min	6min	8min	4min		

Match 4			Match	Game 1	Game 2	Game 3	Game 4	Game 5
B	JIANG Huajun	HKG	3	11	11	11		
Z	LI Qiangbing	AUT	0	6	8	6		
Duration of Match 4			22min	5min	6min	6min		

Duration of Team Match	2h6min
------------------------	--------

Player Statistics	Hong Kong, China (HKG)					Team Match	Austria (AUT)					Team Match
	Match						Match					
	1	2	3	4	5		1	2	3	4	5	
Points won	48	23	36	33		140	48	35	23	20		126
Biggest lead	6	3	9	7		9	7	7	3	2		7
Points won on own serve	24	18	19	17		78	24	24	13	11		72
Points lost on own serve	24	11	10	9		54	24	5	17	16		62
Most consecutive points won	5	4	7	6		7	5	4	3	3		5
Greatest deficit overcome	3	-	3	2		3	3	3	-	-		3

Match/Team Match Statistics	Match					Team Match
	1	2	3	4	5	
Longest rally (strokes)	16	28	15	11		28
Average rally	5	8	5	5		6

NOTES

The "Greatest deficit overcome" only applies when the player/pair ends up winning the game.

LEGEND

WT Women's Team



Detailed Team Match Results

Résultats détaillés du match par équipes

Hong Kong, China (HKG) 3 - 1 Austria (AUT)

Match 1: TIE Yana (HKG) 3-2 LIU Jia (AUT)

Match Summary		Match	Game 1	Game 2	Game 3	Game 4	Game 5
TIE Yana	HKG	3	7	11	4	11	15
LIU Jia	AUT	2	11	7	11	6	13
	Duration	45min	7min	7min	6min	6min	13min

Team Match No : WT7 Table : 2 Umpires : PURCELL Tom (GBR) WEINSTEIN Saul (USA)

Player Statistics	TIE Yana (HKG)						LIU Jia (AUT)					
	Game					Match	Game					Match
	1	2	3	4	5		1	2	3	4	5	
Points won	7	11	4	11	15	48	11	7	11	6	13	48
Biggest lead	3	6	1	5	2	6	4	-	7	-	3	7
Points won on own serve	4	7	0	6	7	24	7	4	4	3	6	24
Points lost on own serve	4	3	7	3	7	24	3	4	4	5	8	24
Most consecutive points won	5	5	1	3	3	5	5	2	4	2	4	5
Greatest deficit overcome	-	-	-	-	3	3	3	-	1	-	-	3
Handedness/Grip	Right/Shakehand						Left/Shakehand					

Game/Match Statistics	Game					Match
	1	2	3	4	5	
Longest rally (strokes)	12	16	12	10	12	16
Average rally	5	5	5	5	5	5

Game Progress

1	TIE Yana (HKG)	0	*0	2	*4	5	*5	6	*7	7	7								
	LIU Jia (AUT)	*0	2	*2	2	*3	5	*6	7	*9	11								
2	TIE Yana (HKG)	*0	2	*3	5	*7	7	*8	9	*9	11								
	LIU Jia (AUT)	0	*0	1	*1	1	*3	4	*5	7	7								
3	TIE Yana (HKG)	0	*1	1	*2	2	*3	3	*4	4									
	LIU Jia (AUT)	*0	1	*3	4	*6	7	*9	10	11									
4	TIE Yana (HKG)	*0	2	*3	4	*5	6	*7	8	*10	11								
	LIU Jia (AUT)	0	*0	1	*2	3	*4	5	*6	6	6								
5	TIE Yana (HKG)	0	*1	2	*2	3	*5	6	*7	8	*9	10	*10	11	*12	12	*13	13	*14
	LIU Jia (AUT)	*0	1	*2	4	*5	5	*6	7	*8	9	*10	11	*11	11	*12	12	*13	13
		15																	
		13																	

NOTES

"*" denotes server. The "Greatest deficit overcome" only applies when the player ends up winning the game.

LEGEND

WT Women's Team



Detailed Team Match Results

Résultats détaillés du match par équipes

Hong Kong, China (HKG) 3 - 1 Austria (AUT)

Match 2: JIANG Huajun (HKG) 0-3 SOLJA Amelie (AUT)

Match Summary		Match	Game 1	Game 2	Game 3	Game 4	Game 5
JIANG Huajun	HKG	0	4	8	11		
SOLJA Amelie	AUT	3	11	11	13		
Duration		24min	5min	7min	9min		

Team Match No : WT7 Table : 2 Umpires : PURCELL Tom (GBR) WEINSTEIN Saul (USA)

Player Statistics	JIANG Huajun (HKG)						SOLJA Amelie (AUT)					
	Game					Match	Game					Match
	1	2	3	4	5		1	2	3	4	5	
Points won	4	8	11			23	11	11	13			35
Biggest lead	-	-	3			3	7	4	3			7
Points won on own serve	4	7	7			18	8	8	8			24
Points lost on own serve	3	3	5			11	0	1	4			5
Most consecutive points won	2	2	4			4	4	3	4			4
Greatest deficit overcome	-	-	-			-	-	-	3			3
Handedness/Grip	Right/Shakehand						Right/Shakehand					

Game/Match Statistics	Game					Match
	1	2	3	4	5	
Longest rally (strokes)	16	28	20			28
Average rally	6	9	8			8

Game Progress

1	JIANG Huajun (HKG)	0	*0	1	*1	3	*3	4	*4	4						
	SOLJA Amelie (AUT)	*0	2	*3	5	*5	7	*8	10	11						
2	JIANG Huajun (HKG)	*0	1	*1	3	*4	5	*5	6	*6	8	8				
	SOLJA Amelie (AUT)	0	*1	3	*3	4	*5	7	*8	10	*10	11				
3	JIANG Huajun (HKG)	0	*0	1	*2	4	*5	7	*8	9	*10	10	*10	11	*11	11
	SOLJA Amelie (AUT)	*0	2	*3	4	*4	5	*5	6	*7	8	*10	11	*11	12	13

NOTES

"*" denotes server. The "Greatest deficit overcome" only applies when the player ends up winning the game.

LEGEND

WT Women's Team



Detailed Team Match Results

Résultats détaillés du match par équipes

Hong Kong, China (HKG) 3 - 1 Austria (AUT)

Match 3: LEE Ho Ching (HKG) 3-0 LI Qiangbing (AUT)
TIE Yana SOLJA Amelie

Match Summary		Match	Game 1	Game 2	Game 3	Game 4	Game 5
LEE Ho Ching / TIE Y	HKG	3	11	14	11		
LI Qiangbing / SOLJA A	AUT	0	9	12	2		
	Duration	21min	6min	8min	4min		

Team Match No : WT7 Table : 2 Umpires : PURCELL Tom (GBR) WEINSTEIN Saul (USA)

Player Statistics	LEE HC / TIE Y (HKG)						LI Q / SOLJA A (AUT)					
	Game					Match	Game					Match
	1	2	3	4	5		1	2	3	4	5	
Points won	11	14	11			36	9	12	2			23
Biggest lead	2	2	9			9	3	1	1			3
Points won on own serve	6	7	6			19	5	6	2			13
Points lost on own serve	4	6	0			10	5	7	5			17
Most consecutive points won	5	3	7			7	3	3	1			3
Greatest deficit overcome	3	1	1			3	-	-	-			-
Handedness/Grip	Right/Shakehand - Right/Shakehand						Right/Shakehand - Right/Shakehand					

Game/Match Statistics	Game					Match
	1	2	3	4	5	
Longest rally (strokes)	11	10	15			15
Average rally	6	5	4			5

Game Progress

1	LEE HC / TIE Y (HKG)	0	*0	1	*2	3	*5	7	*7	8	*10	11						
	LI Q / SOLJA A (AUT)	*0	2	*3	4	*5	5	*5	7	*8	8	9						
2	LEE HC / TIE Y (HKG)	*0	1	*2	3	*4	5	*7	7	*8	9	*10	11	*11	12	*12	13	14
	LI Q / SOLJA A (AUT)	0	*1	2	*3	4	*5	5	*7	8	*9	10	*10	11	*11	12	*12	12
3	LEE HC / TIE Y (HKG)	0	*1	3	*5	7	*8	10	11									
	LI Q / SOLJA A (AUT)	*0	1	*1	1	*1	2	*2	2									

NOTES

"*" denotes first player of pair is server, "-*" denotes second player of pair is server. The "Greatest deficit overcome" only applies when the pair ends up winning the game.

LEGEND

WT Women's Team



Detailed Team Match Results

Résultats détaillés du match par équipes

Hong Kong, China (HKG) 3 - 1 Austria (AUT)

Match 4: JIANG Huajun (HKG) 3-0 LI Qiangbing (AUT)

Match Summary		Match	Game 1	Game 2	Game 3	Game 4	Game 5
JIANG Huajun	HKG	3	11	11	11		
LI Qiangbing	AUT	0	6	8	6		
Duration		22min	5min	6min	6min		

Team Match No : WT7 Table : 2 Umpires : PURCELL Tom (GBR) WEINSTEIN Saul (USA)

Player Statistics	JIANG Huajun (HKG)						LI Qiangbing (AUT)					
	Game					Match	Game					Match
	1	2	3	4	5		1	2	3	4	5	
Points won	11	11	11			33	6	8	6			20
Biggest lead	7	4	5			7	2	-	-			2
Points won on own serve	6	7	4			17	4	5	2			11
Points lost on own serve	2	3	4			9	5	4	7			16
Most consecutive points won	6	4	3			6	3	3	2			3
Greatest deficit overcome	2	-	-			2	-	-	-			-
Handedness/Grip	Right/Shakehand						Right/Shakehand					

Game/Match Statistics	Game					Match
	1	2	3	4	5	
Longest rally (strokes)	9	11	9			11
Average rally	5	4	5			5

Game Progress

1	JIANG Huajun (HKG)	0	*0	2	*4	6	*7	9	*10	10	11	
	LI Qiangbing (AUT)	*0	2	*2	2	*2	3	*3	4	*6	6	
2	JIANG Huajun (HKG)	*0	2	*3	4	*4	6	*8	9	*9	10	11
	LI Qiangbing (AUT)	0	*0	1	*2	4	*4	4	*5	7	*8	8
3	JIANG Huajun (HKG)	0	*2	2	*4	5	*6	7	*8	10	11	
	LI Qiangbing (AUT)	*0	0	*2	2	*3	4	*5	6	*6	6	

NOTES

"*" denotes server. The "Greatest deficit overcome" only applies when the player ends up winning the game.

LEGEND

WT Women's Team



Detailed Team Match Results

Résultats détaillés du match par équipes

Brazil (BRA) **0 - 3** Republic of Korea (KOR)

Team Match No : WT8 Table : 4 Umpires : RAMOS Rachel (PHI) LO Mun Ho (HKG)

Match 1		Match	Game 1	Game 2	Game 3	Game 4	Game 5
A	KUMAHARA Caroline	BRA	0	2	3	6	
X	KIM Kyungah	KOR	3	11	11	11	
Duration of Match 1			15min	4min	4min	5min	

Match 2		Match	Game 1	Game 2	Game 3	Game 4	Game 5
B	GUI Lin	BRA	0	8	5	8	
Y	SEOK Hajung	KOR	3	11	11	11	
Duration of Match 2			19min	5min	5min	5min	

Match 3		Match	Game 1	Game 2	Game 3	Game 4	Game 5
C/B	SILVA L / GUI L	BRA	0	5	5	6	
Z/X	PARK M / KIM K	KOR	3	11	11	11	
Duration of Match 3			16min	6min	4min	5min	

Duration of Team Match	1h2min
------------------------	--------

Player Statistics	Brazil (BRA)					Team Match	Republic of Korea (KOR)					Team Match
	Match						Match					
	1	2	3	4	5		1	2	3	4	5	
Points won	11	21	16			48	33	33	33			99
Biggest lead	-	1	3			3	9	6	6			9
Points won on own serve	6	13	9			28	17	20	17			54
Points lost on own serve	16	13	16			45	5	8	7			20
Most consecutive points won	2	4	3			4	6	5	9			9
Greatest deficit overcome	-	-	-			-	-	1	3			3

Match/Team Match Statistics	Match					Team Match
	1	2	3	4	5	
Longest rally (strokes)	17	9	16			17
Average rally	6	4	6			5

NOTES

The "Greatest deficit overcome" only applies when the player/pair ends up winning the game.

LEGEND

WT Women's Team



Detailed Team Match Results

Résultats détaillés du match par équipes

Brazil (BRA) **0 - 3** Republic of Korea (KOR)

Match 1: KUMAHARA Caroline (BRA) **0-3** KIM Kyungah (KOR)

Match Summary		Match	Game 1	Game 2	Game 3	Game 4	Game 5
KUMAHARA Caroline	BRA	0	2	3	6		
KIM Kyungah	KOR	3	11	11	11		
Duration		15min	4min	4min	5min		

Team Match No : WT8 Table : 4 Umpires : RAMOS Rachel (PHI) LO Mun Ho (HKG)

Player Statistics	KUMAHARA Caroline (BRA)						KIM Kyungah (KOR)					
	Game					Match	Game					Match
	1	2	3	4	5		1	2	3	4	5	
Points won	2	3	6			11	11	11	11			33
Biggest lead	-	-	-			-	9	8	7			9
Points won on own serve	1	1	4			6	6	4	7			17
Points lost on own serve	5	7	4			16	1	2	2			5
Most consecutive points won	1	1	2			2	6	5	6			6
Greatest deficit overcome	-	-	-			-	-	-	-			-
Handedness/Grip	Right/Shakehand						Right/Shakehand					

Game/Match Statistics	Game					Match
	1	2	3	4	5	
Longest rally (strokes)	17	14	16			17
Average rally	5	6	6			6

Game Progress

1	KUMAHARA Caroline (BRA)	0	*1	1	*1	2	*2	2	2	2
	KIM Kyungah (KOR)	*0	1	*3	5	*6	8	*10	11	
2	KUMAHARA Caroline (BRA)	*0	0	*1	1	*1	2	*3	3	
	KIM Kyungah (KOR)	0	*2	3	*5	7	*8	9	11	
3	KUMAHARA Caroline (BRA)	0	*0	1	*1	1	*2	3	*4	6
	KIM Kyungah (KOR)	*0	2	*3	5	*7	8	*9	10	*10

NOTES

"*" denotes server. The "Greatest deficit overcome" only applies when the player ends up winning the game.

LEGEND

WT Women's Team



Detailed Team Match Results
Résultats détaillés du match par équipes

Brazil (BRA) **0 - 3** Republic of Korea (KOR)

Match 2: GUI Lin (BRA) **0-3** SEOK Hajung (KOR)

Match Summary		Match	Game 1	Game 2	Game 3	Game 4	Game 5
GUI Lin	BRA	0	8	5	8		
SEOK Hajung	KOR	3	11	11	11		
Duration		19min	5min	5min	5min		

Team Match No : WT8 Table : 4 Umpires : RAMOS Rachel (PHI) LO Mun Ho (HKG)

Player Statistics	GUI Lin (BRA)						SEOK Hajung (KOR)					
	Game					Match	Game					Match
	1	2	3	4	5		1	2	3	4	5	
Points won	8	5	8			21	11	11	11			33
Biggest lead	-	1	-			1	5	6	5			6
Points won on own serve	5	3	5			13	7	6	7			20
Points lost on own serve	4	5	4			13	3	2	3			8
Most consecutive points won	4	2	2			4	4	5	3			5
Greatest deficit overcome	-	-	-			-	-	1	-			1
Handedness/Grip	Right/Shakehand						Right/Shakehand					

Game/Match Statistics	Game					Match
	1	2	3	4	5	
Longest rally (strokes)	9	7	7			9
Average rally	4	4	3			4

Game Progress

1	GUI Lin (BRA)	0	*0	2	*3	3	*3	4	*5	7	*8	8
	SEOK Hajung (KOR)	*0	2	*2	3	*5	7	*8	9	*9	10	11
2	GUI Lin (BRA)	*0	1	*2	3	*3	3	*4	5	5		
	SEOK Hajung (KOR)	0	*1	2	*3	5	*7	8	*9	11		
3	GUI Lin (BRA)	0	*0	1	*1	3	*3	4	*5	6	*8	8
	SEOK Hajung (KOR)	*0	2	*3	5	*5	7	*8	9	*10	10	11

NOTES

"*" denotes server. The "Greatest deficit overcome" only applies when the player ends up winning the game.

LEGEND

WT Women's Team



Detailed Team Match Results
Résultats détaillés du match par équipes

Brazil (BRA) **0 - 3** Republic of Korea (KOR)

Match 3:

SILVA Ligia (BRA) **0-3** PARK Miyoung (KOR)
GUI Lin KIM Kyungah

Match Summary		Match	Game 1	Game 2	Game 3	Game 4	Game 5
SILVA Ligia / GUI L	BRA	0	5	5	6		
PARK Miyoung / KIM K	KOR	3	11	11	11		
	Duration	16min	6min	4min	5min		

Team Match No : WT8 Table : 4 Umpires : RAMOS Rachel (PHI) LO Mun Ho (HKG)

Player Statistics	SILVA L / GUI L (BRA)						PARK M / KIM K (KOR)					
	Game					Match	Game					Match
	1	2	3	4	5		1	2	3	4	5	
Points won	5	5	6			16	11	11	11			33
Biggest lead	-	1	3			3	6	6	6			6
Points won on own serve	4	1	4			9	7	4	6			17
Points lost on own serve	4	7	5			16	1	4	2			7
Most consecutive points won	2	2	3			3	6	6	9			9
Greatest deficit overcome	-	-	-			-	-	1	3			3
Handedness/Grip	Right/Shakehand - Right/Shakehand						Right/Shakehand - Right/Shakehand					

Game/Match Statistics	Game					Match
	1	2	3	4	5	
Longest rally (strokes)	11	16	12			16
Average rally	6	6	5			6

Game Progress

1	SILVA L / GUI L (BRA)	*-0	0	*-1	3	*-3	3	*-3	5	5	
	PARK M / KIM K (KOR)	0	*-2	3	*-3	5	*-7	9	*-9	11	
2	SILVA L / GUI L (BRA)	0	*-1	1	*-1	2	*-3	3	*-5	5	
	PARK M / KIM K (KOR)	*-0	1	*-3	5	*-6	7	*-9	9	11	
3	SILVA L / GUI L (BRA)	*-0	2	*-3	3	*-3	3	*-3	5	*-6	6
	PARK M / KIM K (KOR)	0	*-0	1	*-3	5	*-7	9	*-9	10	11

NOTES

"*- " denotes first player of pair is server, "-*" denotes second player of pair is server. The "Greatest deficit overcome" only applies when the pair ends up winning the game.

LEGEND

WT Women's Team



Detailed Team Match Results

Résultats détaillés du match par équipes

Singapore (SIN) 3 - 1 Poland (POL)

Team Match No : WT1 Table : 3 Umpires : MANO Takako (JPN) WU Fei (CHN)

Match 1			Match	Game 1	Game 2	Game 3	Game 4	Game 5
A	FENG Tianwei	SIN	2	8	15	11	9	8
X	LI Qian	POL	3	11	13	9	11	11
Duration of Match 1			52min	7min	12min	9min	9min	8min

Match 2			Match	Game 1	Game 2	Game 3	Game 4	Game 5
B	WANG Yuegu	SIN	3	11	11	11		
Y	PARTYKA Natalia	POL	0	6	9	6		
Duration of Match 2			24min	6min	7min	7min		

Match 3			Match	Game 1	Game 2	Game 3	Game 4	Game 5
C/B	LI J / WANG Y	SIN	3	11	11	11		
Z/Y	GRZYBOWSKA K / PARTYKA N	POL	0	7	6	9		
Duration of Match 3			24min	6min	6min	8min		

Match 4			Match	Game 1	Game 2	Game 3	Game 4	Game 5
A	FENG Tianwei	SIN	3	11	11	11		
Z	GRZYBOWSKA Katarzyna	POL	0	8	6	6		
Duration of Match 4			22min	7min	6min	6min		

Duration of Team Match	2h16min
------------------------	---------

Player Statistics	Singapore (SIN)					Team Match	Poland (POL)					Team Match
	Match						Match					
	1	2	3	4	5		1	2	3	4	5	
Points won	51	33	33	33		150	55	21	22	20		118
Biggest lead	4	5	5	6		6	5	2	1	1		5
Points won on own serve	33	20	18	15		86	34	13	13	9		69
Points lost on own serve	21	8	9	11		49	18	13	15	18		64
Most consecutive points won	4	5	5	7		7	6	3	3	3		6
Greatest deficit overcome	1	2	1	1		2	4	-	-	-		4

Match/Team Match Statistics	Match					Team Match
	1	2	3	4	5	
Longest rally (strokes)	34	12	13	15		34
Average rally	9	5	4	5		6

NOTES

The "Greatest deficit overcome" only applies when the player/pair ends up winning the game.

LEGEND

WT Women's Team



Detailed Team Match Results

Résultats détaillés du match par équipes

Singapore (SIN) 3 - 1 Poland (POL)

Match 1: FENG Tianwei (SIN) 2-3 LI Qian (POL)

Match Summary		Match	Game 1	Game 2	Game 3	Game 4	Game 5
FENG Tianwei	SIN	2	8	15	11	9	8
LI Qian	POL	3	11	13	9	11	11
Duration		52min	7min	12min	9min	9min	8min

Team Match No : WT1 Table : 3 Umpires : MANO Takako (JPN) WU Fei (CHN)

Player Statistics	FENG Tianwei (SIN)						LI Qian (POL)					
	Game					Match	Game					Match
	1	2	3	4	5		1	2	3	4	5	
Points won	8	15	11	9	8	51	11	13	9	11	11	55
Biggest lead	-	4	2	-	4	4	5	1	1	4	3	5
Points won on own serve	5	10	7	5	6	33	6	9	6	6	7	34
Points lost on own serve	5	4	3	5	4	21	3	5	4	4	2	18
Most consecutive points won	2	3	3	4	4	4	5	5	3	4	6	6
Greatest deficit overcome	-	1	1	-	-	1	-	-	-	-	4	4
Handedness/Grip	Right/Shakehand						Right/Shakehand					

Game/Match Statistics	Game					Match
	1	2	3	4	5	
Longest rally (strokes)	15	24	31	34	17	34
Average rally	7	10	9	10	7	9

Game Progress

1	FENG Tianwei (SIN)	*0	0	*0	1	*2	3	*4	5	*6	8	8							
	LI Qian (POL)	0	*2	4	*5	6	*7	8	*9	10	*10	11							
2	FENG Tianwei (SIN)	0	*1	3	*4	5	*7	8	*8	10	*10	10	*10	11	*11	12	*12	13	*14
	LI Qian (POL)	*0	1	*1	2	*3	3	*4	6	*6	8	*10	11	*11	12	*12	13	*13	13
		15																	
		13																	
3	FENG Tianwei (SIN)	*0	2	*3	3	*4	6	*6	7	*8	10	11							
	LI Qian (POL)	0	*0	1	*3	4	*4	6	*7	8	*8	9							
4	FENG Tianwei (SIN)	0	*1	1	*1	2	*3	4	*6	8	*8	9							
	LI Qian (POL)	*0	1	*3	5	*6	7	*8	8	*8	10	11							
5	FENG Tianwei (SIN)	*0	2	*4	5	*5	7	*7	7	*7	8	8							
	LI Qian (POL)	0	*0	0	*1	3	*3	5	*7	9	*10	11							

NOTES

"*" denotes server. The "Greatest deficit overcome" only applies when the player ends up winning the game.

LEGEND

WT Women's Team



Detailed Team Match Results

Résultats détaillés du match par équipes

Singapore (SIN) 3 - 1 Poland (POL)

Match 2: **WANG Yuegu (SIN) 3-0** PARTYKA Natalia (POL)

Match Summary		Match	Game 1	Game 2	Game 3	Game 4	Game 5
WANG Yuegu	SIN	3	11	11	11		
PARTYKA Natalia	POL	0	6	9	6		
	Duration	24min	6min	7min	7min		

Team Match No : WT1 Table : 3 Umpires : MANO Takako (JPN) WU Fei (CHN)

Player Statistics	WANG Yuegu (SIN)						PARTYKA Natalia (POL)					
	Game					Match	Game					Match
	1	2	3	4	5		1	2	3	4	5	
Points won	11	11	11			33	6	9	6			21
Biggest lead	5	4	5			5	2	1	1			2
Points won on own serve	6	8	6			20	3	7	3			13
Points lost on own serve	3	2	3			8	5	3	5			13
Most consecutive points won	5	3	5			5	2	3	2			3
Greatest deficit overcome	2	1	1			2	-	-	-			-
Handedness/Grip	Right/Shakehand						Left/Shakehand					

Game/Match Statistics	Game					Match
	1	2	3	4	5	
Longest rally (strokes)	12	8	11			12
Average rally	5	4	6			5

Game Progress

1	WANG Yuegu (SIN)	*0	0	*2	4	*5	6	*7	9	*10	11	
	PARTYKA Natalia (POL)	0	*2	2	*2	3	*4	5	*5	6	6	
2	WANG Yuegu (SIN)	0	*1	2	*3	5	*6	8	*8	9	*9	11
	PARTYKA Natalia (POL)	*0	1	*2	3	*3	4	*4	6	*7	9	9
3	WANG Yuegu (SIN)	*0	1	*2	3	*4	5	*7	9	*10	11	
	PARTYKA Natalia (POL)	0	*1	2	*3	4	*5	5	*5	6	6	

NOTES

"*" denotes server. The "Greatest deficit overcome" only applies when the player ends up winning the game.

LEGEND

WT Women's Team



Detailed Team Match Results

Résultats détaillés du match par équipes

Singapore (SIN) 3 - 1 Poland (POL)

Match 3: **LI Jiawei (SIN) 3-0** GRZYBOWSKA Katarzyna (POL)
WANG Yuegu PARTYKA Natalia

Match Summary		Match	Game 1	Game 2	Game 3	Game 4	Game 5
LI Jiawei / WANG Y	SIN	3	11	11	11		
GRZYBOWSKA Katarzyna / PARTYKA N	POL	0	7	6	9		
	Duration	24min	6min	6min	8min		

Team Match No : WT1 Table : 3 Umpires : MANO Takako (JPN) WU Fei (CHN)

Player Statistics	LI J / WANG Y (SIN)						GRZYBOWSKA K / PARTYKA N (POL)					
	Game					Match	Game					Match
	1	2	3	4	5		1	2	3	4	5	
Points won	11	11	11			33	7	6	9			22
Biggest lead	5	5	2			5	-	1	1			1
Points won on own serve	6	6	6			18	5	3	5			13
Points lost on own serve	2	3	4			9	5	5	5			15
Most consecutive points won	5	4	2			5	3	2	2			3
Greatest deficit overcome	-	1	1			1	-	-	-			-
Handedness/Grip	Right/Shakehand - Right/Shakehand						Right/Shakehand - Left/Shakehand					

Game/Match Statistics	Game					Match
	1	2	3	4	5	
Longest rally (strokes)	13	6	8			13
Average rally	5	4	4			4

Game Progress

1	LI J / WANG Y (SIN)	0	*-1	3	*-4	5	*-5	7	*-9	10	11	
	GRZYBOWSKA K / PARTYKA N (POL)	*-0	1	*-1	2	*-3	5	*-5	5	*-6	7	
2	LI J / WANG Y (SIN)	*-0	1	*-2	4	*-5	6	*-8	9	*-10	11	
	GRZYBOWSKA K / PARTYKA N (POL)	0	*-1	2	*-2	3	*-4	4	*-5	6	6	
3	LI J / WANG Y (SIN)	0	*-1	2	*-3	4	*-5	6	*-7	8	*-9	11
	GRZYBOWSKA K / PARTYKA N (POL)	*-0	1	*-2	3	*-4	5	*-6	7	*-8	9	9

NOTES

"*- " denotes first player of pair is server, "-*" denotes second player of pair is server. The "Greatest deficit overcome" only applies when the pair ends up winning the game.

LEGEND

WT Women's Team



Detailed Team Match Results
Résultats détaillés du match par équipes

Singapore (SIN) 3 - 1 Poland (POL)

Match 4: FENG Tianwei (SIN) 3-0 GRZYBOWSKA Katarzyna (POL)

Match Summary		Match	Game 1	Game 2	Game 3	Game 4	Game 5
FENG Tianwei	SIN	3	11	11	11		
GRZYBOWSKA Katarzyna	POL	0	8	6	6		
Duration		22min	7min	6min	6min		

Team Match No : WT1 Table : 3 Umpires : MANO Takako (JPN) WU Fei (CHN)

Player Statistics	FENG Tianwei (SIN)						GRZYBOWSKA Katarzyna (POL)					
	Game					Match	Game					Match
	1	2	3	4	5		1	2	3	4	5	
Points won	11	11	11			33	8	6	6			20
Biggest lead	3	5	6			6	1	-	1			1
Points won on own serve	5	5	5			15	4	2	3			9
Points lost on own serve	4	4	3			11	6	6	6			18
Most consecutive points won	3	5	7			7	2	2	3			3
Greatest deficit overcome	1	-	1			1	-	-	-			-
Handedness/Grip	Right/Shakehand						Right/Shakehand					

Game/Match Statistics	Game					Match
	1	2	3	4	5	
Longest rally (strokes)	15	9	9			15
Average rally	5	4	5			5

Game Progress

1	FENG Tianwei (SIN)	0	*1	2	*4	5	*6	7	*8	9	*10	11
	GRZYBOWSKA Katarzyna (POL)	*0	1	*2	2	*3	4	*5	6	*7	8	8
2	FENG Tianwei (SIN)	*0	1	*3	3	*4	6	*8	9	*10	11	
	GRZYBOWSKA Katarzyna (POL)	0	*1	1	*3	4	*4	4	*5	6	6	
3	FENG Tianwei (SIN)	0	*1	3	*3	4	*6	8	*10	10	11	
	GRZYBOWSKA Katarzyna (POL)	*0	1	*1	3	*4	4	*4	4	*6	6	

NOTES

"*" denotes server. The "Greatest deficit overcome" only applies when the player ends up winning the game.

LEGEND

WT Women's Team



Detailed Team Match Results

Résultats détaillés du match par équipes

Democratic People's Republic of Korea (PRK) 3 - 0 Great Britain (GBR)

Team Match No : WT2 Table : 1 Umpires : COLOVIC Predrag (MKD) ALMENDARIZ Freddy (ECU)

Match 1			Match	Game 1	Game 2	Game 3	Game 4	Game 5
A	RI Myong Sun	PRK	3	11	8	11	11	
X	PARKER Joanna	GBR	1	8	11	8	4	
Duration of Match 1			49min	7min	11min	13min	6min	

Match 2			Match	Game 1	Game 2	Game 3	Game 4	Game 5
B	KIM Jong	PRK	3	11	11	11		
Y	LIU Na	GBR	0	8	9	7		
Duration of Match 2			25min	7min	7min	6min		

Match 3			Match	Game 1	Game 2	Game 3	Game 4	Game 5
C/B	RI MG / KIM J	PRK	3	11	11	11		
Z/X	SIBLEY K / PARKER J	GBR	0	2	7	3		
Duration of Match 3			17min	3min	5min	4min		

Duration of Team Match	1h44min
------------------------	---------

Player Statistics	Democratic People's Republic of Korea					Great Britain (GBR)						
	Match					Team Match	Match					Team Match
	1	2	3	4	5		1	2	3	4	5	
Points won	41	33	33			107	31	24	12			67
Biggest lead	7	5	9			9	3	1	3			3
Points won on own serve	22	21	19			62	17	15	8			40
Points lost on own serve	14	9	4			27	19	12	14			45
Most consecutive points won	8	4	6			8	6	3	3			6
Greatest deficit overcome	2	1	3			3	3	-	-			3

Match/Team Match Statistics	Match					Team Match
	1	2	3	4	5	
Longest rally (strokes)	93	11	9			93
Average rally	20	4	4			11

NOTES

The "Greatest deficit overcome" only applies when the player/pair ends up winning the game.

LEGEND

WT Women's Team

The match went to expedite mode



Detailed Team Match Results

Résultats détaillés du match par équipes

Democratic People's Republic of Korea (PRK) 3 - 0 Great Britain (GBR)

Match 1: RI Myong Sun (PRK) 3-1 PARKER Joanna (GBR)

Match Summary		Match	Game 1	Game 2	Game 3	Game 4	Game 5
RI Myong Sun	PRK	3	11	8	11	11	
PARKER Joanna	GBR	1	8	11	8	4	
	Duration	49min	7min	11min	13min	6min	

Team Match No : WT2 Table : 1 Umpires : COLOVIC Predrag (MKD) ALMENDARIZ Freddy (ECU)

Player Statistics	RI Myong Sun (PRK)						PARKER Joanna (GBR)					
	Game					Match	Game					Match
	1	2	3	4	5		1	2	3	4	5	
Points won	11	8	11	11		41	8	11	8	4		31
Biggest lead	3	3	3	7		7	1	3	2	1		3
Points won on own serve	6	5	5	6		22	5	6	4	2		17
Points lost on own serve	3	5	4	2		14	5	3	6	5		19
Most consecutive points won	3	4	4	8		8	3	6	4	2		6
Greatest deficit overcome	1	-	2	1		2	-	3	-	-		3
Handedness/Grip	Right/Shakehand						Right/Shakehand					

Game/Match Statistics	Game					Match
	1	2	3	4	5	
Longest rally (strokes)	50	61	93	24		93
Average rally	12	29	25	14		20

Game Progress

1	RI Myong Sun (PRK)	0	*1	2	*3	5	*6	6	*7	9	*10	11					
	PARKER Joanna (GBR)	*0	1	*2	3	*3	4	*6	7	*7	8	8					
2	RI Myong Sun (PRK)	*0	2	*2	3	*4	5	*7	8	*8	8	8					
	PARKER Joanna (GBR)	0	*0	2	*3	4	*5	5	*6	8	*10	11					
3	RI Myong Sun (PRK)	0	*2	3	*3	3	*5	7	*7	8	*9	9	*10	11			
	PARKER Joanna (GBR)	*0	0	*1	3	*5	5	*5	7	*7	7	*8	8	8			
4	RI Myong Sun (PRK)	*0	1	*1	1	*2	3	*3	3	*4	5	*6	7	*8	9	*10	11
	PARKER Joanna (GBR)	0	*0	1	*2	2	*2	3	*4	4	*4	4	*4	4	*4	4	4

NOTES

"*" denotes server. The "Greatest deficit overcome" only applies when the player ends up winning the game.

LEGEND

WT Women's Team

The match went to expedite mode



Detailed Team Match Results

Résultats détaillés du match par équipes

Democratic People's Republic of Korea (PRK) 3 - 0 Great Britain (GBR)

Match 2: KIM Jong (PRK) 3-0 LIU Na (GBR)

Match Summary		Match	Game 1	Game 2	Game 3	Game 4	Game 5
KIM Jong	PRK	3	11	11	11		
LIU Na	GBR	0	8	9	7		
	Duration	25min	7min	7min	6min		

Team Match No : WT2 Table : 1 Umpires : COLOVIC Predrag (MKD) ALMENDARIZ Freddy (ECU)

Player Statistics	KIM Jong (PRK)						LIU Na (GBR)					
	Game					Match	Game					Match
	1	2	3	4	5		1	2	3	4	5	
Points won	11	11	11			33	8	9	7			24
Biggest lead	3	4	5			5	1	-	-			1
Points won on own serve	6	7	8			21	4	6	5			15
Points lost on own serve	4	3	2			9	5	4	3			12
Most consecutive points won	3	4	3			4	3	3	2			3
Greatest deficit overcome	1	-	-			1	-	-	-			-
Handedness/Grip	Left/Shakehand						Right/Shakehand					

Game/Match Statistics	Game					Match
	1	2	3	4	5	
Longest rally (strokes)	8	11	11			11
Average rally	3	4	5			4

Game Progress

1	KIM Jong (PRK)	*0	1	*2	4	*4	5	*7	8	*9	10	11
	LIU Na (GBR)	0	*1	2	*2	4	*5	5	*6	7	*8	8
2	KIM Jong (PRK)	0	*1	3	*5	5	*6	8	*8	10	*10	11
	LIU Na (GBR)	*0	1	*1	1	*3	4	*4	6	*6	8	9
3	KIM Jong (PRK)	*0	2	*3	5	*5	7	*8	9	*10	11	
	LIU Na (GBR)	0	*0	1	*1	3	*3	4	*5	6	7	

NOTES

"*" denotes server. The "Greatest deficit overcome" only applies when the player ends up winning the game.

LEGEND

WT Women's Team



Detailed Team Match Results

Résultats détaillés du match par équipes

Democratic People's Republic of Korea (PRK) 3 - 0 Great Britain (GBR)

Match 3: **RI Mi Gyong (PRK)** 3-0 **SIBLEY Kelly (GBR)**
KIM Jong **PARKER Joanna**

Match Summary		Match	Game 1	Game 2	Game 3	Game 4	Game 5
RI Mi Gyong / KIM J	PRK	3	11	11	11		
SIBLEY Kelly / PARKER J	GBR	0	2	7	3		
	Duration	17min	3min	5min	4min		

Team Match No : WT2 Table : 1 Umpires : COLOVIC Predrag (MKD) ALMENDARIZ Freddy (ECU)

Player Statistics	RI MG / KIM J (PRK)						SIBLEY K / PARKER J (GBR)					
	Game					Match	Game					Match
	1	2	3	4	5		1	2	3	4	5	
Points won	11	11	11			33	2	7	3			12
Biggest lead	9	4	8			9	-	3	-			3
Points won on own serve	6	6	7			19	1	5	2			8
Points lost on own serve	1	2	1			4	5	5	4			14
Most consecutive points won	6	4	4			6	1	3	1			3
Greatest deficit overcome	-	3	-			3	-	-	-			-
Handedness/Grip	Left/Shakehand - Left/Shakehand						Right/Shakehand - Right/Shakehand					

Game/Match Statistics	Game					Match
	1	2	3	4	5	
Longest rally (strokes)	8	9	7			9
Average rally	4	5	4			4

Game Progress

1	RI MG / KIM J (PRK)	*-0	1	*-3	5	*-6	8	*-10	11		
	SIBLEY K / PARKER J (GBR)	0	*-1	1	*-1	2	*-2	2	2		
2	RI MG / KIM J (PRK)	0	*-1	1	*-2	4	*-5	7	*-8	10	11
	SIBLEY K / PARKER J (GBR)	*-0	1	*-3	4	*-4	5	*-5	6	*-6	7
3	RI MG / KIM J (PRK)	*-0	2	*-4	5	*-6	8	*-9	11		
	SIBLEY K / PARKER J (GBR)	0	*-0	0	*-1	2	*-2	3	3		

NOTES

"*" denotes first player of pair is server, "-*" denotes second player of pair is server. The "Greatest deficit overcome" only applies when the pair ends up winning the game.

LEGEND

WT Women's Team



Detailed Team Match Results

Résultats détaillés du match par équipes

Australia (AUS) **0 - 3** Germany (GER)

Team Match No : WT3 Table : 4 Umpires : TANG Norman (CAN) LENTZ Genevieve (RSA)

Match 1			Match	Game 1	Game 2	Game 3	Game 4	Game 5
A	MIAO Miao	AUS	1	11	13	5	8	
X	IVANCAN Irene	GER	3	7	15	11	11	
Duration of Match 1			35min	6min	11min	6min	7min	

Match 2			Match	Game 1	Game 2	Game 3	Game 4	Game 5
B	LAY Jian Fang	AUS	0	7	7	7		
Y	WU Jiaduo	GER	3	11	11	11		
Duration of Match 2			20min	6min	5min	6min		

Match 3			Match	Game 1	Game 2	Game 3	Game 4	Game 5
C/A	TAN V / MIAO M	AUS	1	6	11	10	10	
Z/Y	SILBEREISEN K / WU J	GER	3	11	9	12	12	
Duration of Match 3			28min	4min	6min	7min	7min	

Duration of Team Match	1h34min
------------------------	---------

Player Statistics	Australia (AUS)					Team Match	Germany (GER)					Team Match
	Match						Match					
	1	2	3	4	5		1	2	3	4	5	
Points won	37	21	37			95	44	33	44			121
Biggest lead	4	4	3			4	6	5	5			6
Points won on own serve	19	12	20			51	22	17	23			62
Points lost on own serve	22	16	21			59	18	9	17			44
Most consecutive points won	3	5	5			5	5	6	6			6
Greatest deficit overcome	-	-	1			1	2	4	3			4

Match/Team Match Statistics	Match					Team Match
	1	2	3	4	5	
Longest rally (strokes)	17	14	9			17
Average rally	6	5	4			5

NOTES

The "Greatest deficit overcome" only applies when the player/pair ends up winning the game.

LEGEND

WT Women's Team



Detailed Team Match Results

Résultats détaillés du match par équipes

Australia (AUS) **0 - 3** Germany (GER)

Match 1: MIAO Miao (AUS) **1-3** IVANCAN Irene (GER)

Match Summary		Match	Game 1	Game 2	Game 3	Game 4	Game 5
MIAO Miao	AUS	1	11	13	5	8	
IVANCAN Irene	GER	3	7	15	11	11	
	Duration	35min	6min	11min	6min	7min	

Team Match No : WT3 Table : 4 Umpires : TANG Norman (CAN) LENTZ Genevieve (RSA)

Player Statistics	MIAO Miao (AUS)						IVANCAN Irene (GER)					
	Game					Match	Game					Match
	1	2	3	4	5		1	2	3	4	5	
Points won	11	13	5	8		37	7	15	11	11		44
Biggest lead	4	-	2	2		4	-	4	6	3		6
Points won on own serve	5	7	3	4		19	2	8	6	6		22
Points lost on own serve	5	7	5	5		22	6	6	2	4		18
Most consecutive points won	3	3	2	3		3	2	4	5	4		5
Greatest deficit overcome	-	-	-	-		-	-	-	2	2		2
Handedness/Grip	Right/Shakehand						Right/Shakehand					

Game/Match Statistics	Game					Match
	1	2	3	4	5	
Longest rally (strokes)	13	17	14	16		17
Average rally	6	6	6	5		6

Game Progress

1	MIAO Miao (AUS)	*0	2	*3	4	*5	5	*7	8	*10	11								
	IVANCAN Irene (GER)	0	*0	1	*2	3	*5	5	*6	6	7								
2	MIAO Miao (AUS)	0	*0	1	*3	3	*3	4	*6	7	*9	10	*10	11	*11	12	*12	13	*13
	IVANCAN Irene (GER)	*0	2	*3	3	*5	7	*8	8	*9	9	*10	11	*11	12	*12	13	*13	14
		13																	
		15																	
3	MIAO Miao (AUS)	*0	2	*2	3	*3	3	*5	5	5									
	IVANCAN Irene (GER)	0	*0	2	*3	5	*7	7	*9	11									
4	MIAO Miao (AUS)	0	*1	3	*4	4	*4	6	*7	7	*8	8							
	IVANCAN Irene (GER)	*0	1	*1	2	*4	6	*6	7	*9	10	11							

NOTES

"*" denotes server. The "Greatest deficit overcome" only applies when the player ends up winning the game.

LEGEND

WT Women's Team



Detailed Team Match Results
Résultats détaillés du match par équipes

Australia (AUS) **0 - 3** Germany (GER)

Match 2: LAY Jian Fang (AUS) **0-3** WU Jiaduo (GER)

Match Summary		Match	Game 1	Game 2	Game 3	Game 4	Game 5
LAY Jian Fang	AUS	0	7	7	7		
WU Jiaduo	GER	3	11	11	11		
Duration		20min	6min	5min	6min		

Team Match No : WT3 Table : 4 Umpires : TANG Norman (CAN) LENTZ Genevieve (RSA)

Player Statistics	LAY Jian Fang (AUS)						WU Jiaduo (GER)					
	Game					Match	Game					Match
	1	2	3	4	5		1	2	3	4	5	
Points won	7	7	7			21	11	11	11			33
Biggest lead	2	2	4			4	5	4	4			5
Points won on own serve	4	3	5			12	5	6	6			17
Points lost on own serve	6	5	5			16	3	4	2			9
Most consecutive points won	4	3	5			5	5	5	6			6
Greatest deficit overcome	-	-	-			-	2	2	4			4
Handedness/Grip	Right/Penholder						Right/Shakehand					

Game/Match Statistics	Game					Match
	1	2	3	4	5	
Longest rally (strokes)	13	14	13			14
Average rally	5	5	5			5

Game Progress

1	LAY Jian Fang (AUS)	*0	2	*2	2	*3	3	*4	6	*7	7
	WU Jiaduo (GER)	0	*0	2	*4	5	*7	8	*8	9	11
2	LAY Jian Fang (AUS)	0	*1	2	*3	5	*5	5	*6	6	7
	WU Jiaduo (GER)	*0	1	*2	3	*3	5	*7	8	*10	11
3	LAY Jian Fang (AUS)	*0	1	*3	5	*5	5	*5	6	*6	7
	WU Jiaduo (GER)	0	*1	1	*1	3	*5	7	*8	10	11

NOTES

"*" denotes server. The "Greatest deficit overcome" only applies when the player ends up winning the game.

LEGEND

WT Women's Team



Detailed Team Match Results

Résultats détaillés du match par équipes

Australia (AUS) **0 - 3** Germany (GER)

Match 3: TAN Vivian (AUS) **1-3** SILBEREISEN Kristin (GER)
MIAO Miao WU Jiaduo

Match Summary		Match	Game 1	Game 2	Game 3	Game 4	Game 5
TAN Vivian / MIAO M	AUS	1	6	11	10	10	
SILBEREISEN Kristin / WU J	GER	3	11	9	12	12	
Duration		28min	4min	6min	7min	7min	

Team Match No : WT3 Table : 4 Umpires : TANG Norman (CAN) LENTZ Genevieve (RSA)

Player Statistics	TAN V / MIAO M (AUS)						SILBEREISEN K / WU J (GER)					
	Game					Match	Game					Match
	1	2	3	4	5		1	2	3	4	5	
Points won	6	11	10	10		37	11	9	12	12		44
Biggest lead	1	3	3	2		3	5	1	3	5		5
Points won on own serve	2	7	6	5		20	4	6	7	6		23
Points lost on own serve	7	3	5	6		21	4	4	4	5		17
Most consecutive points won	2	3	5	3		5	4	3	4	6		6
Greatest deficit overcome	-	1	-	-		1	1	-	3	2		3
Handedness/Grip	Right/Shakehand - Right/Shakehand						Right/Shakehand - Right/Shakehand					

Game/Match Statistics	Game					Match
	1	2	3	4	5	
Longest rally (strokes)	5	9	8	8		9
Average rally	3	4	4	5		4

Game Progress

1	TAN V / MIAO M (AUS)	*-0	1	*-2	3	*-4	4	*-5	5	*-6	6			
	SILBEREISEN K / WU J (GER)	0	*-1	2	*-3	4	*-6	7	*-9	10	11			
2	TAN V / MIAO M (AUS)	0	*-1	2	*-3	5	*-6	7	*-8	9	*-9	11		
	SILBEREISEN K / WU J (GER)	*-0	1	*-2	3	*-3	4	*-5	6	*-7	9	9		
3	TAN V / MIAO M (AUS)	*-0	0	*-1	2	*-4	6	*-7	8	*-8	10	*-10	10	10
	SILBEREISEN K / WU J (GER)	0	*-2	3	*-4	4	*-4	5	*-6	8	*-8	10	*-11	12
4	TAN V / MIAO M (AUS)	0	*-2	2	*-3	4	*-4	4	*-5	7	*-8	10	*-10	10
	SILBEREISEN K / WU J (GER)	*-0	0	*-2	3	*-4	6	*-8	9	*-9	10	*-10	11	12

NOTES

"*- " denotes first player of pair is server, "-*" denotes second player of pair is server. The "Greatest deficit overcome" only applies when the pair ends up winning the game.

LEGEND

WT Women's Team



Detailed Team Match Results

Résultats détaillés du match par équipes

United States of America (USA) **0 - 3** Japan (JPN)

Team Match No : WT4 Table : 1 Umpires : STRODE Mick (GBR) le PAPE Gerard (FRA)

Match 1			Match	Game 1	Game 2	Game 3	Game 4	Game 5
A	HSING Ariel	USA	0	4	7	7		
X	FUKUHARA Ai	JPN	3	11	11	11		
Duration of Match 1			17min	4min	6min	5min		

Match 2			Match	Game 1	Game 2	Game 3	Game 4	Game 5
B	ZHANG Lily	USA	0	9	5	3		
Y	HIRANO Sayaka	JPN	3	11	11	11		
Duration of Match 2			21min	6min	5min	4min		

Match 3			Match	Game 1	Game 2	Game 3	Game 4	Game 5
C/B	WU E / ZHANG L	USA	0	7	7	1		
Z/X	ISHIKAWA K / FUKUHARA A	JPN	3	11	11	11		
Duration of Match 3			17min	5min	5min	4min		

Duration of Team Match	1h5min
------------------------	---------------

Player Statistics	United States of America (USA)					Team Match	Japan (JPN)					Team Match
	Match						Match					
	1	2	3	4	5		1	2	3	4	5	
Points won	18	17	16			51	33	33	32			98
Biggest lead	-	1	2			2	7	8	10			10
Points won on own serve	8	12	8			28	15	19	16			50
Points lost on own serve	18	14	16			48	10	5	8			23
Most consecutive points won	2	3	2			3	4	5	7			7
Greatest deficit overcome	-	-	-			-	-	1	2			2

Match/Team Match Statistics	Match					Team Match
	1	2	3	4	5	
Longest rally (strokes)	15	10	7			15
Average rally	4	4	4			4

NOTES

The "Greatest deficit overcome" only applies when the player/pair ends up winning the game.

LEGEND

WT Women's Team



Detailed Team Match Results

Résultats détaillés du match par équipes

United States of America (USA) **0 - 3** Japan (JPN)

Match 1: HSING Ariel (USA) **0-3** FUKUHARA Ai (JPN)

Match Summary		Match	Game 1	Game 2	Game 3	Game 4	Game 5
HSING Ariel	USA	0	4	7	7		
FUKUHARA Ai	JPN	3	11	11	11		
Duration		17min	4min	6min	5min		

Team Match No : WT4 Table : 1 Umpires : STRODE Mick (GBR) le PAPE Gerard (FRA)

Player Statistics	HSING Ariel (USA)						FUKUHARA Ai (JPN)					
	Game					Match	Game					Match
	1	2	3	4	5		1	2	3	4	5	
Points won	4	7	7			18	11	11	11			33
Biggest lead	-	-	-			-	7	4	4			7
Points won on own serve	3	3	2			8	6	6	3			15
Points lost on own serve	5	5	8			18	1	4	5			10
Most consecutive points won	1	2	2			2	4	4	3			4
Greatest deficit overcome	-	-	-			-	-	-	-			-
Handedness/Grip	Right/Shakehand						Right/Shakehand					

Game/Match Statistics	Game					Match
	1	2	3	4	5	
Longest rally (strokes)	6	15	8			15
Average rally	4	5	4			4

Game Progress

1	HSING Ariel (USA)	*0	0	*0	1	*1	2	*3	4	4
	FUKUHARA Ai (JPN)	0	*2	4	*5	7	*8	9	*10	11
2	HSING Ariel (USA)	0	*0	0	*2	3	*4	5	*6	7
	FUKUHARA Ai (JPN)	*0	2	*4	4	*5	6	*7	8	*9
3	HSING Ariel (USA)	*0	0	*1	2	*3	3	*5	5	*6
	FUKUHARA Ai (JPN)	0	*2	3	*4	5	*7	7	*9	10

NOTES

"*" denotes server. The "Greatest deficit overcome" only applies when the player ends up winning the game.

LEGEND

WT Women's Team



Detailed Team Match Results
Résultats détaillés du match par équipes

United States of America (USA) **0 - 3** Japan (JPN)

Match 2: ZHANG Lily (USA) **0-3** HIRANO Sayaka (JPN)

Match Summary		Match	Game 1	Game 2	Game 3	Game 4	Game 5
ZHANG Lily	USA	0	9	5	3		
HIRANO Sayaka	JPN	3	11	11	11		
Duration		21min	6min	5min	4min		

Team Match No : WT4 Table : 1 Umpires : STRODE Mick (GBR) le PAPE Gerard (FRA)

Player Statistics	ZHANG Lily (USA)						HIRANO Sayaka (JPN)					
	Game					Match	Game					Match
	1	2	3	4	5		1	2	3	4	5	
Points won	9	5	3			17	11	11	11			33
Biggest lead	-	1	-			1	4	6	8			8
Points won on own serve	7	3	2			12	8	6	5			19
Points lost on own serve	3	5	6			14	2	2	1			5
Most consecutive points won	3	3	1			3	3	5	5			5
Greatest deficit overcome	-	-	-			-	-	1	-			1
Handedness/Grip	Right/Shakehand						Right/Shakehand					

Game/Match Statistics	Game					Match
	1	2	3	4	5	
Longest rally (strokes)	7	10	8			10
Average rally	3	5	4			4

Game Progress

1	ZHANG Lily (USA)	*0	1	*1	3	*3	4	*4	6	*7	8	9
	HIRANO Sayaka (JPN)	0	*1	3	*3	5	*6	8	*8	9	*10	11
2	ZHANG Lily (USA)	0	*1	1	*1	2	*2	4	*5	5		
	HIRANO Sayaka (JPN)	*0	1	*3	5	*6	8	*8	9	11		
3	ZHANG Lily (USA)	*0	0	*1	2	*2	3	*3	3			
	HIRANO Sayaka (JPN)	0	*2	3	*4	6	*7	9	11			

NOTES

"*" denotes server. The "Greatest deficit overcome" only applies when the player ends up winning the game.

LEGEND

WT Women's Team



Detailed Team Match Results
Résultats détaillés du match par équipes

United States of America (USA) **0 - 3** Japan (JPN)

Match 3: WU Erica (USA) **0-3** ISHIKAWA Kasumi (JPN)
ZHANG Lily FUKUHARA Ai

Match Summary		Match	Game 1	Game 2	Game 3	Game 4	Game 5
WU Erica / ZHANG L	USA	0	7	7	1		
ISHIKAWA Kasumi / FUKUHARA A	JPN	3	11	11	11		
Duration		17min	5min	5min	4min		

Team Match No : WT4 Table : 1 Umpires : STRODE Mick (GBR) le PAPE Gerard (FRA)

Player Statistics	WU E / ZHANG L (USA)						ISHIKAWA K / FUKUHARA A (JPN)					
	Game					Match	Game					Match
	1	2	3	4	5		1	2	3	4	5	
Points won	8	7	1			16	10	11	11			32
Biggest lead	2	-	-			2	4	5	10			10
Points won on own serve	4	4	0			8	6	5	5			16
Points lost on own serve	4	6	6			16	4	3	1			8
Most consecutive points won	2	2	1			2	3	4	7			7
Greatest deficit overcome	-	-	-			-	2	-	-			2
Handedness/Grip	Right/Shakehand - Right/Shakehand						Left/Shakehand - Right/Shakehand					

Game/Match Statistics	Game					Match
	1	2	3	4	5	
Longest rally (strokes)	7	7	7			7
Average rally	4	4	4			4

Game Progress

1	WU E / ZHANG L (USA)	0	*-2	1	*-3	4	*-4	5	*-5	7	7
	ISHIKAWA K / FUKUHARA A (JPN)	*-0	0	*-3	3	*-4	6	*-7	9	*-9	11
2	WU E / ZHANG L (USA)	*-0	0	*-1	2	*-2	3	*-4	5	*-6	7
	ISHIKAWA K / FUKUHARA A (JPN)	0	*-2	3	*-4	6	*-7	8	*-9	10	11
3	WU E / ZHANG L (USA)	0	*-0	0	*-1	1	*-1	1			
	ISHIKAWA K / FUKUHARA A (JPN)	*-0	2	*-4	5	*-7	9	11			

NOTES

"*- " denotes first player of pair is server, "-*" denotes second player of pair is server. The "Greatest deficit overcome" only applies when the pair ends up winning the game.

LEGEND

WT Women's Team



Detailed Team Match Results

Résultats détaillés du match par équipes

People's Republic of China (CHN) 3 - 0 Netherlands (NED)

Team Match No : WT9 Table : 1 Umpires : MANO Takako (JPN) TANG Norman (CAN)

Match 1			Match	Game 1	Game 2	Game 3	Game 4	Game 5
A	GUO Yue	CHN	3	11	11	14		
X	LI Jiao	NED	0	9	7	12		
Duration of Match 1			32min	7min	8min	11min		

Match 2			Match	Game 1	Game 2	Game 3	Game 4	Game 5
B	DING Ning	CHN	3	11	11	9	11	
Y	LI Jie	NED	1	8	9	11	7	
Duration of Match 2			39min	7min	9min	9min	8min	

Match 3			Match	Game 1	Game 2	Game 3	Game 4	Game 5
C/A	LI XX / GUO Y	CHN	3	11	11	11		
Z/Y	TIMINA E / LI Jie	NED	0	4	8	9		
Duration of Match 3			23min	5min	7min	7min		

Duration of Team Match	1h42min
------------------------	---------

Player Statistics	People's Republic of China (CHN)					Netherlands (NED)						
	Match				Team Match	Match				Team Match		
	1	2	3	4		5	1	2	3		4	5
Points won	36	42	33			111	28	35	21			84
Biggest lead	5	6	7			7	3	3	3			3
Points won on own serve	20	24	15			59	15	20	9			44
Points lost on own serve	13	15	12			40	16	18	18			52
Most consecutive points won	6	5	5			6	4	7	4			7
Greatest deficit overcome	3	1	3			3	-	4	-			4

Match/Team Match Statistics	Match					Team Match
	1	2	3	4	5	
Longest rally (strokes)	19	32	24			32
Average rally	5	8	7			7

NOTES

The "Greatest deficit overcome" only applies when the player/pair ends up winning the game.

LEGEND

WT Women's Team



Detailed Team Match Results

Résultats détaillés du match par équipes

People's Republic of China (CHN) 3 - 0 Netherlands (NED)

Match 1: GUO Yue (CHN) 3-0 LI Jiao (NED)

Match Summary		Match	Game 1	Game 2	Game 3	Game 4	Game 5
GUO Yue	CHN	3	11	11	14		
LI Jiao	NED	0	9	7	12		
	Duration	32min	7min	8min	11min		

Team Match No : WT9 Table : 1 Umpires : MANO Takako (JPN) TANG Norman (CAN)

Player Statistics	GUO Yue (CHN)						LI Jiao (NED)					
	Game					Match	Game					Match
	1	2	3	4	5		1	2	3	4	5	
Points won	11	11	14			36	9	7	12			28
Biggest lead	5	4	3			5	3	1	2			3
Points won on own serve	6	7	7			20	5	4	6			15
Points lost on own serve	4	3	6			13	5	4	7			16
Most consecutive points won	6	3	3			6	4	3	4			4
Greatest deficit overcome	3	1	2			3	-	-	-			-
Handedness/Grip	Left/Shakehand						Left/Penholder					

Game/Match Statistics	Game					Match
	1	2	3	4	5	
Longest rally (strokes)	11	10	19			19
Average rally	4	6	5			5

Game Progress

1	GUO Yue (CHN)	0	*0	1	*3	5	*6	7	*9	10	*10	11						
	LI Jiao (NED)	*0	2	*3	3	*3	4	*5	5	*6	8	9						
2	GUO Yue (CHN)	*0	1	*2	4	*4	5	*7	8	*9	11							
	LI Jiao (NED)	0	*1	2	*2	4	*5	5	*6	7	7							
3	GUO Yue (CHN)	0	*2	3	*4	4	*5	6	*6	8	*9	10	*11	11	*11	12	*13	14
	LI Jiao (NED)	*0	0	*1	2	*4	5	*6	8	*8	9	*10	10	*11	12	*12	12	12

NOTES

"*" denotes server. The "Greatest deficit overcome" only applies when the player ends up winning the game.

LEGEND

WT Women's Team



Detailed Team Match Results

Résultats détaillés du match par équipes

People's Republic of China (CHN) 3 - 0 Netherlands (NED)

Match 2: DING Ning (CHN) 3-1 LI Jie (NED)

Match Summary		Match	Game 1	Game 2	Game 3	Game 4	Game 5
DING Ning	CHN	3	11	11	9	11	
LI Jie	NED	1	8	9	11	7	
	Duration	39min	7min	9min	9min	8min	

Team Match No : WT9 Table : 1 Umpires : MANO Takako (JPN) TANG Norman (CAN)

Player Statistics	DING Ning (CHN)						LI Jie (NED)					
	Game					Match	Game					Match
	1	2	3	4	5		1	2	3	4	5	
Points won	11	11	9	11		42	8	9	11	7		35
Biggest lead	3	3	4	6		6	-	-	3	1		3
Points won on own serve	6	6	5	7		24	5	5	6	4		20
Points lost on own serve	3	4	5	3		15	5	5	4	4		18
Most consecutive points won	3	3	4	5		5	3	2	7	3		7
Greatest deficit overcome	-	-	-	1		1	-	-	4	-		4
Handedness/Grip	Left/Shakehand						Right/Shakehand					

Game/Match Statistics	Game					Match
	1	2	3	4	5	
Longest rally (strokes)	17	26	25	32		32
Average rally	7	9	9	9		8

Game Progress

1	DING Ning (CHN)	0	*2	3	*3	5	*6	7	*8	9	*10	11
	LI Jie (NED)	*0	0	*1	3	*3	4	*5	6	*7	8	8
2	DING Ning (CHN)	*0	2	*3	4	*4	5	*7	8	*9	10	11
	LI Jie (NED)	0	*0	1	*2	4	*5	5	*6	7	*8	9
3	DING Ning (CHN)	0	*1	3	*5	6	*6	6	*6	7	*8	9
	LI Jie (NED)	*0	1	*1	1	*2	4	*6	8	*9	10	11
4	DING Ning (CHN)	*0	1	*2	4	*5	6	*8	10	*10	11	
	LI Jie (NED)	0	*1	2	*2	3	*4	4	*4	6	7	

NOTES

"*" denotes server. The "Greatest deficit overcome" only applies when the player ends up winning the game.

LEGEND

WT Women's Team



Detailed Team Match Results

Résultats détaillés du match par équipes

People's Republic of China (CHN) 3 - 0 Netherlands (NED)

Match 3: LI Xiaoxia (CHN) 3-0 TIMINA Elena (NED)
GUO Yue LI Jie

Match Summary		Match	Game 1	Game 2	Game 3	Game 4	Game 5
LI Xiaoxia / GUO Y	CHN	3	11	11	11		
TIMINA Elena / LI Jie	NED	0	4	8	9		
	Duration	23min	5min	7min	7min		

Team Match No : WT9 Table : 1 Umpires : MANO Takako (JPN) TANG Norman (CAN)

Player Statistics	LI XX / GUO Y (CHN)						TIMINA E / LI Jie (NED)					
	Game					Match	Game					Match
	1	2	3	4	5		1	2	3	4	5	
Points won	11	11	11			33	4	8	9			21
Biggest lead	7	3	2			7	1	1	3			3
Points won on own serve	6	5	4			15	2	4	3			9
Points lost on own serve	2	4	6			12	5	6	7			18
Most consecutive points won	5	4	3			5	2	3	4			4
Greatest deficit overcome	1	1	3			3	-	-	-			-
Handedness/Grip	Right/Shakehand - Left/Shakehand						Right/Shakehand - Right/Shakehand					

Game/Match Statistics	Game					Match
	1	2	3	4	5	
Longest rally (strokes)	8	20	24			24
Average rally	6	9	7			7

Game Progress

1	LI XX / GUO Y (CHN)	*-0	1	*-2	4	*-6	7	*-8	10	11		
	TIMINA E / LI Jie (NED)	0	*-1	2	*-2	2	*-3	4	*-4	4		
2	LI XX / GUO Y (CHN)	0	*-2	3	*-4	5	*-6	6	*-7	9	*-10	11
	TIMINA E / LI Jie (NED)	*-0	0	*-1	2	*-3	4	*-6	7	*-7	8	8
3	LI XX / GUO Y (CHN)	*-0	1	*-1	2	*-3	4	*-6	6	*-8	9	11
	TIMINA E / LI Jie (NED)	0	*-1	3	*-4	5	*-6	6	*-8	8	*-9	9

NOTES

"*- " denotes first player of pair is server, "-*" denotes second player of pair is server. The "Greatest deficit overcome" only applies when the pair ends up winning the game.

LEGEND

WT Women's Team



Detailed Team Match Results

Résultats détaillés du match par équipes

Republic of Korea (KOR) 3 - 0 Hong Kong, China (HKG)

Team Match No : WT10 Table : 1 Umpires : SCARR Val (NZL) MEZEK Gregor (SLO)

Match 1			Match	Game 1	Game 2	Game 3	Game 4	Game 5
A	DANG Yeseo	KOR	3	14	11	11		
X	TIE Yana	HKG	0	12	9	4		
Duration of Match 1			32min	9min	8min	5min		

Match 2			Match	Game 1	Game 2	Game 3	Game 4	Game 5
B	KIM Kyungah	KOR	3	11	4	11	10	12
Y	JIANG Huajun	HKG	2	4	11	3	12	10
Duration of Match 2			51min	6min	8min	7min	11min	11min

Match 3			Match	Game 1	Game 2	Game 3	Game 4	Game 5
C/A	SEOK H / DANG Y	KOR	3	11	11	12	9	11
Z/X	LEE HC / TIE Y	HKG	2	9	6	14	11	9
Duration of Match 3			48min	6min	6min	10min	7min	8min

Duration of Team Match	2h22min
------------------------	---------

Player Statistics	Republic of Korea (KOR)					Hong Kong, China (HKG)						
	Match				Team Match	Match				Team Match		
	1	2	3	4	5	1	2	3	4	5		
Points won	36	48	54			138	25	40	49			114
Biggest lead	7	8	6			8	1	7	5			7
Points won on own serve	18	28	23			69	12	23	21			56
Points lost on own serve	13	17	28			58	18	20	31			69
Most consecutive points won	4	8	5			8	4	7	4			7
Greatest deficit overcome	1	6	5			6	-	5	2			5

Match/Team Match Statistics	Match					Team Match
	1	2	3	4	5	
Longest rally (strokes)	17	53	18			53
Average rally	5	13	5			8

NOTES

The "Greatest deficit overcome" only applies when the player/pair ends up winning the game.

LEGEND

WT Women's Team



Detailed Team Match Results

Résultats détaillés du match par équipes

Republic of Korea (KOR) **3 - 0** Hong Kong, China (HKG)

Match 1: **DANG Yeseo (KOR) 3-0 TIE Yana (HKG)**

Match Summary		Match	Game 1	Game 2	Game 3	Game 4	Game 5
DANG Yeseo	KOR	3	14	11	11		
TIE Yana	HKG	0	12	9	4		
	Duration	32min	9min	8min	5min		

Team Match No : WT10 Table : 1 Umpires : SCARR Val (NZL) MEZEK Gregor (SLO)

Player Statistics	DANG Yeseo (KOR)						TIE Yana (HKG)					
	Game					Match	Game					Match
	1	2	3	4	5		1	2	3	4	5	
Points won	14	11	11			36	12	9	4			25
Biggest lead	2	4	7			7	1	-	-			1
Points won on own serve	6	6	6			18	5	5	2			12
Points lost on own serve	7	4	2			13	8	5	5			18
Most consecutive points won	3	4	4			4	2	4	2			4
Greatest deficit overcome	1	-	-			1	-	-	-			-
Handedness/Grip	Right/Shakehand						Right/Shakehand					

Game/Match Statistics	Game					Match
	1	2	3	4	5	
Longest rally (strokes)	11	17	10			17
Average rally	5	6	6			5

Game Progress

1	DANG Yeseo (KOR)	*0	1	*2	3	*4	6	*7	7	*8	9	*10	10	*11	11	*12	13	14
	TIE Yana (HKG)	0	*1	2	*3	4	*4	5	*7	8	*9	10	*11	11	*12	12	*12	12
2	DANG Yeseo (KOR)	0	*1	3	*3	5	*7	8	*8	8	*10	11						
	TIE Yana (HKG)	*0	1	*1	3	*3	3	*4	6	*8	8	9						
3	DANG Yeseo (KOR)	*0	2	*4	4	*5	7	*8	10	11								
	TIE Yana (HKG)	0	*0	0	*2	3	*3	4	*4	4								

NOTES

"*" denotes server. The "Greatest deficit overcome" only applies when the player ends up winning the game.

LEGEND

WT Women's Team



Detailed Team Match Results

Résultats détaillés du match par équipes

Republic of Korea (KOR) **3 - 0** Hong Kong, China (HKG)

Match 2: KIM Kyungah (KOR) **3-2** JIANG Huajun (HKG)

Match Summary		Match	Game 1	Game 2	Game 3	Game 4	Game 5
KIM Kyungah	KOR	3	11	4	11	10	12
JIANG Huajun	HKG	2	4	11	3	12	10
	Duration	51min	6min	8min	7min	11min	11min

Team Match No : WT10 Table : 1 Umpires : SCARR Val (NZL) MEZEK Gregor (SLO)

Player Statistics	KIM Kyungah (KOR)						JIANG Huajun (HKG)					
	Game					Match	Game					Match
	1	2	3	4	5		1	2	3	4	5	
Points won	11	4	11	10	12	48	4	11	3	12	10	40
Biggest lead	7	1	8	5	2	8	-	7	-	2	6	7
Points won on own serve	6	2	7	6	7	28	2	6	2	7	6	23
Points lost on own serve	2	5	1	5	4	17	5	2	4	4	5	20
Most consecutive points won	5	3	8	5	6	8	1	7	2	5	4	7
Greatest deficit overcome	-	-	-	-	6	6	-	1	-	5	-	5
Handedness/Grip	Right/Shakehand						Right/Shakehand					

Game/Match Statistics	Game					Match
	1	2	3	4	5	
Longest rally (strokes)	24	48	53	39	49	53
Average rally	8	16	14	15	11	13

Game Progress

1	KIM Kyungah (KOR)	*0	1	*2	4	*5	6	*8	10	11				
	JIANG Huajun (HKG)	0	*1	2	*2	3	*4	4	*4	4				
2	KIM Kyungah (KOR)	0	*0	2	*3	3	*3	3	*4	4				
	JIANG Huajun (HKG)	*0	2	*2	3	*5	7	*9	10	11				
3	KIM Kyungah (KOR)	*0	1	*3	5	*7	9	*9	11					
	JIANG Huajun (HKG)	0	*1	1	*1	1	*1	3	3					
4	KIM Kyungah (KOR)	0	*1	3	*5	6	*6	7	*8	8	*8	10	*10	10
	JIANG Huajun (HKG)	*0	1	*1	1	*2	4	*5	6	*8	10	*10	11	12
5	KIM Kyungah (KOR)	*0	0	*0	1	*1	3	*4	5	*7	9	*10	11	12
	JIANG Huajun (HKG)	0	*2	4	*5	7	*7	8	*9	9	*9	10	*10	10

NOTES

"*" denotes server. The "Greatest deficit overcome" only applies when the player ends up winning the game.

LEGEND

WT Women's Team



Detailed Team Match Results

Résultats détaillés du match par équipes

Republic of Korea (KOR) **3 - 0** Hong Kong, China (HKG)

Match 3:

SEOK Hajung (KOR) 3-2 LEE Ho Ching (HKG)
DANG Yeseo TIE Yana

Match Summary		Match	Game 1	Game 2	Game 3	Game 4	Game 5
SEOK Hajung / DANG Y	KOR	3	11	11	12	9	11
LEE Ho Ching / TIE Y	HKG	2	9	6	14	11	9
	Duration	48min	6min	6min	10min	7min	8min

Team Match No : WT10 Table : 1 Umpires : SCARR Val (NZL) MEZEK Gregor (SLO)

Player Statistics	SEOK H / DANG Y (KOR)						LEE HC / TIE Y (HKG)					
	Game					Match	Game					Match
	1	2	3	4	5		1	2	3	4	5	
Points won	11	11	12	9	11	54	9	6	14	11	9	49
Biggest lead	5	6	2	1	2	6	1	-	2	3	5	5
Points won on own serve	5	4	5	3	6	23	4	2	6	4	5	21
Points lost on own serve	5	4	8	7	4	28	6	7	7	6	5	31
Most consecutive points won	5	4	3	3	5	5	4	2	4	3	4	4
Greatest deficit overcome	1	-	-	-	5	5	-	-	2	1	-	2
Handedness/Grip	Right/Shakehand - Right/Shakehand						Right/Shakehand - Right/Shakehand					

Game/Match Statistics	Game					Match
	1	2	3	4	5	
Longest rally (strokes)	9	8	11	18	7	18
Average rally	4	4	5	6	4	5

Game Progress

1	SEOK H / DANG Y (KOR)	-*0	1	*-2	4	-*5	5	*-7	9	-*10	10	11						
	LEE HC / TIE Y (HKG)	0	*-1	2	-*2	3	*-5	5	-*5	6	*-8	9						
2	SEOK H / DANG Y (KOR)	0	*-1	3	*-4	5	*-7	8	*-10	10	11							
	LEE HC / TIE Y (HKG)	*-0	1	*-1	2	*-3	3	*-4	4	*-6	6							
3	SEOK H / DANG Y (KOR)	-*0	1	*-2	3	-*5	5	*-5	6	-*8	8	*-10	11	*-11	12	*-12	12	12
	LEE HC / TIE Y (HKG)	0	*-1	2	-*3	3	*-5	7	-*8	8	*-10	10	-*10	11	*-11	12	-*13	14
4	SEOK H / DANG Y (KOR)	0	*-1	2	-*3	3	*-4	5	-*6	7	*-9	9						
	LEE HC / TIE Y (HKG)	-*0	1	*-2	3	-*5	6	*-7	8	-*9	9	11						
5	SEOK H / DANG Y (KOR)	*-0	1	*-1	1	-*2	3	*-5	7	-*8	10	11						
	LEE HC / TIE Y (HKG)	0	*-1	3	-*5	6	*-7	7	*-7	8	-*8	9						

NOTES

"*-"" denotes first player of pair is server, "-*" denotes second player of pair is server. The "Greatest deficit overcome" only applies when the pair ends up winning the game.

LEGEND

WT Women's Team



Detailed Team Match Results

Résultats détaillés du match par équipes

Singapore (SIN) 3 - 0 Democratic People's Republic of Korea (PRK)

Team Match No : WT11 Table : 2 Umpires : RAMOS Rachel (PHI) PURCELL Tom (GBR)

Match 1		Match	Game 1	Game 2	Game 3	Game 4	Game 5
A	WANG Yuegu	SIN	3	11	11	5	11
X	RI Myong Sun	PRK	1	7	9	11	5
Duration of Match 1			36min	7min	7min	7min	7min

Match 2		Match	Game 1	Game 2	Game 3	Game 4	Game 5
B	FENG Tianwei	SIN	3	9	11	11	11
Y	KIM Jong	PRK	1	11	4	9	4
Duration of Match 2			30min	8min	5min	7min	5min

Match 3		Match	Game 1	Game 2	Game 3	Game 4	Game 5
C/A	LI J / WANG Y	SIN	3	4	11	11	11
Z/Y	RI MG / KIM J	PRK	1	11	7	9	8
Duration of Match 3			32min	5min	6min	7min	5min

Duration of Team Match	1h43min
------------------------	----------------

Player Statistics	Singapore (SIN)					Democratic People's Republic of Korea (PRK)						
	Match				Team Match	Match				Team Match		
	1	2	3	4	5	1	2	3	4	5		
Points won	38	42	37			117	32	28	35			95
Biggest lead	6	7	5			7	6	4	7			7
Points won on own serve	25	21	23			69	21	15	21			57
Points lost on own serve	11	13	14			38	13	21	14			48
Most consecutive points won	5	6	5			6	8	3	5			8
Greatest deficit overcome	2	4	1			4	2	2	1			2

Match/Team Match Statistics	Match					Team Match
	1	2	3	4	5	
Longest rally (strokes)	29	14	16			29
Average rally	9	5	4			6

NOTES

The "Greatest deficit overcome" only applies when the player/pair ends up winning the game.

LEGEND

WT Women's Team



Detailed Team Match Results
Résultats détaillés du match par équipes

Singapore (SIN) 3 - 0 Democratic People's Republic of Korea (PRK)

Match 1: WANG Yuegu (SIN) 3-1 RI Myong Sun (PRK)

Match Summary		Match	Game 1	Game 2	Game 3	Game 4	Game 5
WANG Yuegu	SIN	3	11	11	5	11	
RI Myong Sun	PRK	1	7	9	11	5	
Duration		36min	7min	7min	7min	7min	

Team Match No : WT11 Table : 2 Umpires : RAMOS Rachel (PHI) PURCELL Tom (GBR)

Player Statistics	WANG Yuegu (SIN)						RI Myong Sun (PRK)					
	Game					Match	Game					Match
	1	2	3	4	5		1	2	3	4	5	
Points won	11	11	5	11		38	7	9	11	5		32
Biggest lead	5	2	2	6		6	1	2	6	1		6
Points won on own serve	7	8	3	7		25	4	7	6	4		21
Points lost on own serve	3	2	5	1		11	4	3	2	4		13
Most consecutive points won	3	3	2	5		5	3	3	8	3		8
Greatest deficit overcome	1	2	-	1		2	-	-	2	-		2
Handedness/Grip	Right/Shakehand						Right/Shakehand					

Game/Match Statistics	Game					Match
	1	2	3	4	5	
Longest rally (strokes)	29	14	21	26		29
Average rally	10	6	10	9		9

Game Progress

1	WANG Yuegu (SIN)	*0	1	*3	4	*5	7	*8	9	*9	11	
	RI Myong Sun (PRK)	0	*1	1	*2	3	*3	4	*5	7	7	
2	WANG Yuegu (SIN)	0	*0	2	*3	5	*5	6	*7	8	*9	11
	RI Myong Sun (PRK)	*0	2	*2	3	*3	5	*6	7	*8	9	9
3	WANG Yuegu (SIN)	*0	2	*3	4	*4	4	*4	4	5		
	RI Myong Sun (PRK)	0	*0	1	*2	4	*6	8	*10	11		
4	WANG Yuegu (SIN)	0	*1	3	*4	6	*6	7	*9	11		
	RI Myong Sun (PRK)	*0	1	*1	2	*2	4	*5	5	5		

NOTES

"*" denotes server. The "Greatest deficit overcome" only applies when the player ends up winning the game.

LEGEND

WT Women's Team



Detailed Team Match Results

Résultats détaillés du match par équipes

Singapore (SIN) 3 - 0 Democratic People's Republic of Korea (PRK)

Match 2: FENG Tianwei (SIN) 3-1 KIM Jong (PRK)

Match Summary		Match	Game 1	Game 2	Game 3	Game 4	Game 5
FENG Tianwei	SIN	3	9	11	11	11	
KIM Jong	PRK	1	11	4	9	4	
	Duration	30min	8min	5min	7min	5min	

Team Match No : WT11 Table : 2 Umpires : RAMOS Rachel (PHI) PURCELL Tom (GBR)

Player Statistics	FENG Tianwei (SIN)						KIM Jong (PRK)					
	Game					Match	Game					Match
	1	2	3	4	5		1	2	3	4	5	
Points won	9	11	11	11		42	11	4	9	4		28
Biggest lead	2	7	2	7		7	2	1	4	1		4
Points won on own serve	5	5	5	6		21	6	2	4	3		15
Points lost on own serve	5	2	5	1		13	4	6	6	5		21
Most consecutive points won	2	6	5	4		6	3	1	3	2		3
Greatest deficit overcome	-	1	4	1		4	2	-	-	-		2
Handedness/Grip	Right/Shakehand						Left/Shakehand					

Game/Match Statistics	Game					Match
	1	2	3	4	5	
Longest rally (strokes)	12	14	9	11		14
Average rally	4	5	5	5		5

Game Progress

1	FENG Tianwei (SIN)	*0	2	*3	4	*4	5	*6	7	*8	8	9
	KIM Jong (PRK)	0	*0	1	*2	4	*5	6	*7	8	*10	11
2	FENG Tianwei (SIN)	0	*1	2	*4	5	*7	9	*10	11		
	KIM Jong (PRK)	*0	1	*2	2	*3	3	*3	4	4		
3	FENG Tianwei (SIN)	*0	0	*2	2	*3	4	*4	6	*7	9	11
	KIM Jong (PRK)	0	*2	2	*4	5	*6	8	*8	9	*9	9
4	FENG Tianwei (SIN)	0	*1	3	*4	6	*7	8	*10	11		
	KIM Jong (PRK)	*0	1	*1	2	*2	3	*4	4	4		

NOTES

"*" denotes server. The "Greatest deficit overcome" only applies when the player ends up winning the game.

LEGEND

WT Women's Team



Detailed Team Match Results

Résultats détaillés du match par équipes

Singapore (SIN) 3 - 0 Democratic People's Republic of Korea (PRK)

Match 3: LI Jiawei (SIN) 3-1 RI Mi Gyong (PRK)
WANG Yuegu KIM Jong

Match Summary		Match	Game 1	Game 2	Game 3	Game 4	Game 5
LI Jiawei / WANG Y	SIN	3	4	11	11	11	
RI Mi Gyong / KIM J	PRK	1	11	7	9	8	
	Duration	32min	5min	6min	7min	5min	

Team Match No : WT11 Table : 2 Umpires : RAMOS Rachel (PHI) PURCELL Tom (GBR)

Player Statistics	LI J / WANG Y (SIN)						RI MG / KIM J (PRK)					
	Game					Match	Game					Match
	1	2	3	4	5		1	2	3	4	5	
Points won	4	11	11	11		37	11	7	9	8		35
Biggest lead	1	5	3	3		5	7	-	1	-		7
Points won on own serve	2	8	6	7		23	6	5	5	5		21
Points lost on own serve	5	2	4	3		14	2	3	5	4		14
Most consecutive points won	1	5	4	3		5	5	4	2	3		5
Greatest deficit overcome	-	-	1	-		1	1	-	-	-		1
Handedness/Grip	Right/Shakehand - Right/Shakehand						Left/Shakehand - Left/Shakehand					

Game/Match Statistics	Game					Match
	1	2	3	4	5	
Longest rally (strokes)	7	7	8	16		16
Average rally	4	4	4	4		4

Game Progress

1	LI J / WANG Y (SIN)	0	*-1	2	*-2	2	*-3	4	*-4	4		
	RI MG / KIM J (PRK)	*-0	1	*-2	4	*-6	7	*-8	10	11		
2	LI J / WANG Y (SIN)	*-0	2	*-4	5	*-5	6	*-7	9	*-9	11	
	RI MG / KIM J (PRK)	0	*-0	0	*-1	3	*-4	5	*-5	7	7	
3	LI J / WANG Y (SIN)	0	*-1	3	*-4	5	*-6	7	*-8	9	*-10	11
	RI MG / KIM J (PRK)	*-0	1	*-1	2	*-3	4	*-5	6	*-7	8	9
4	LI J / WANG Y (SIN)	*-0	2	*-3	4	*-5	6	*-6	8	*-9	10	11
	RI MG / KIM J (PRK)	0	*-0	1	*-2	3	*-4	6	*-6	7	*-8	8

NOTES

"*- " denotes first player of pair is server, "-*" denotes second player of pair is server. The "Greatest deficit overcome" only applies when the pair ends up winning the game.

LEGEND

WT Women's Team



Detailed Team Match Results

Résultats détaillés du match par équipes

Germany (GER) **0 - 3** Japan (JPN)

Team Match No : WT12 Table : 2 Umpires : MACKEY John (GBR) LARROZA Andres (PAR)

Match 1			Match	Game 1	Game 2	Game 3	Game 4	Game 5
A	WU Jiaduo	GER	2	8	11	7	11	11
X	ISHIKAWA Kasumi	JPN	3	11	8	11	6	13
Duration of Match 1			44min	6min	6min	6min	6min	8min

Match 2			Match	Game 1	Game 2	Game 3	Game 4	Game 5
B	IVANCAN Irene	GER	1	11	8	8	7	
Y	FUKUHARA Ai	JPN	3	8	11	11	11	
Duration of Match 2			37min	8min	8min	8min	7min	

Match 3			Match	Game 1	Game 2	Game 3	Game 4	Game 5
C/A	SILBEREISEN K / WU J	GER	0	8	5	7		
Z/Y	HIRANO S / FUKUHARA A	JPN	3	11	11	11		
Duration of Match 3			18min	5min	5min	5min		

Duration of Team Match	1h50min
------------------------	---------

Player Statistics	Germany (GER)					Team Match	Japan (JPN)					Team Match
	Match						Match					
	1	2	3	4	5		1	2	3	4	5	
Points won	48	34	20			102	49	41	33			123
Biggest lead	5	5	1			5	4	8	6			8
Points won on own serve	25	14	6			45	25	18	11			54
Points lost on own serve	24	23	22			69	23	20	14			57
Most consecutive points won	5	5	2			5	6	8	3			8
Greatest deficit overcome	1	2	-			2	3	1	1			3

Match/Team Match Statistics	Match					Team Match
	1	2	3	4	5	
Longest rally (strokes)	16	22	10			22
Average rally	5	7	4			6

NOTES

The "Greatest deficit overcome" only applies when the player/pair ends up winning the game.

LEGEND

WT Women's Team



Detailed Team Match Results
Résultats détaillés du match par équipes

Germany (GER) **0 - 3** Japan (JPN)

Match 1: WU Jiaduo (GER) **2-3** ISHIKAWA Kasumi (JPN)

Match Summary		Match	Game 1	Game 2	Game 3	Game 4	Game 5
WU Jiaduo	GER	2	8	11	7	11	11
ISHIKAWA Kasumi	JPN	3	11	8	11	6	13
Duration		44min	6min	6min	6min	6min	8min

Team Match No : WT12 Table : 2 Umpires : MACKEY John (GBR) LARROZA Andres (PAR)

Player Statistics	WU Jiaduo (GER)						ISHIKAWA Kasumi (JPN)					
	Game					Match	Game					Match
	1	2	3	4	5		1	2	3	4	5	
Points won	8	11	7	11	11	48	11	8	11	6	13	49
Biggest lead	3	3	1	5	2	5	4	1	4	1	2	4
Points won on own serve	5	5	5	4	6	25	6	4	6	2	7	25
Points lost on own serve	5	4	5	4	6	24	3	6	2	7	5	23
Most consecutive points won	5	2	2	5	2	5	6	2	5	3	4	6
Greatest deficit overcome	-	1	-	1	-	1	3	-	1	-	2	3
Handedness/Grip	Right/Shakehand						Left/Shakehand					

Game/Match Statistics	Game					Match
	1	2	3	4	5	
Longest rally (strokes)	14	12	16	13	13	16
Average rally	6	4	7	7	5	5

Game Progress

1	WU Jiaduo (GER)	*0	0	*2	4	*5	5	*5	6	*6	8	8				
	ISHIKAWA Kasumi (JPN)	0	*2	2	*2	3	*5	7	*8	10	*10	11				
2	WU Jiaduo (GER)	0	*1	2	*3	4	*6	6	*7	9	*10	11				
	ISHIKAWA Kasumi (JPN)	*0	1	*2	3	*4	4	*6	7	*7	8	8				
3	WU Jiaduo (GER)	*0	1	*2	3	*3	3	*4	6	*6	7					
	ISHIKAWA Kasumi (JPN)	0	*1	2	*3	5	*7	8	*8	10	11					
4	WU Jiaduo (GER)	0	*1	3	*5	5	*6	7	*9	10	11					
	ISHIKAWA Kasumi (JPN)	*0	1	*1	1	*3	4	*5	5	*6	6					
5	WU Jiaduo (GER)	*0	2	*3	3	*3	5	*5	6	*8	9	*10	10	*11	11	11
	ISHIKAWA Kasumi (JPN)	0	*0	1	*3	5	*5	7	*8	8	*9	10	*11	11	*12	13

NOTES

"*" denotes server. The "Greatest deficit overcome" only applies when the player ends up winning the game.

LEGEND

WT Women's Team



Detailed Team Match Results

Résultats détaillés du match par équipes

Germany (GER) **0 - 3** Japan (JPN)

Match 2: IVANCAN Irene (GER) **1-3** FUKUHARA Ai (JPN)

Match Summary		Match	Game 1	Game 2	Game 3	Game 4	Game 5
IVANCAN Irene	GER	1	11	8	8	7	
FUKUHARA Ai	JPN	3	8	11	11	11	
Duration		37min	8min	8min	8min	7min	

Team Match No : WT12 Table : 2 Umpires : MACKEY John (GBR) LARROZA Andres (PAR)

Player Statistics	IVANCAN Irene (GER)						FUKUHARA Ai (JPN)					
	Game					Match	Game					Match
	1	2	3	4	5		1	2	3	4	5	
Points won	11	8	8	7		34	8	11	11	11		41
Biggest lead	5	1	1	-		5	2	4	4	8		8
Points won on own serve	5	4	3	2		14	3	6	4	5		18
Points lost on own serve	5	5	7	6		23	6	4	5	5		20
Most consecutive points won	5	4	2	3		5	6	4	3	8		8
Greatest deficit overcome	2	-	-	-		2	-	1	1	-		1
Handedness/Grip	Right/Shakehand						Right/Shakehand					

Game/Match Statistics	Game					Match
	1	2	3	4	5	
Longest rally (strokes)	22	17	15	14		22
Average rally	7	8	8	6		7

Game Progress

1	IVANCAN Irene (GER)	*0	2	*4	5	*5	5	*6	6	*8	10	11
	FUKUHARA Ai (JPN)	0	*0	0	*1	3	*5	6	*8	8	*8	8
2	IVANCAN Irene (GER)	0	*0	1	*1	3	*5	5	*7	8	*8	8
	FUKUHARA Ai (JPN)	*0	2	*3	5	*5	5	*7	7	*8	10	11
3	IVANCAN Irene (GER)	*0	1	*2	3	*4	4	*5	5	*7	8	8
	FUKUHARA Ai (JPN)	0	*1	2	*3	4	*6	7	*9	9	*10	11
4	IVANCAN Irene (GER)	0	*0	0	*0	0	*2	3	*5	6	7	
	FUKUHARA Ai (JPN)	*0	2	*4	6	*8	8	*9	9	*10	11	

NOTES

"*" denotes server. The "Greatest deficit overcome" only applies when the player ends up winning the game.

LEGEND

WT Women's Team



Detailed Team Match Results

Résultats détaillés du match par équipes

Germany (GER) **0 - 3** Japan (JPN)

Match 3: SILBEREISEN Kristin (GER) **0-3** HIRANO Sayaka (JPN)
WU Jiaduo **FUKUHARA Ai**

Match Summary		Match	Game 1	Game 2	Game 3	Game 4	Game 5
SILBEREISEN Kristin / WU J	GER	0	8	5	7		
HIRANO Sayaka / FUKUHARA A	JPN	3	11	11	11		
Duration		18min	5min	5min	5min		

Team Match No : WT12 Table : 2 Umpires : MACKEY John (GBR) LARROZA Andres (PAR)

Player Statistics	SILBEREISEN K / WU J (GER)						HIRANO S / FUKUHARA A (JPN)					
	Game					Match	Game					Match
	1	2	3	4	5		1	2	3	4	5	
Points won	8	5	7			20	11	11	11			33
Biggest lead	1	-	-			1	3	6	5			6
Points won on own serve	3	1	2			6	4	4	3			11
Points lost on own serve	7	7	8			22	5	4	5			14
Most consecutive points won	2	2	2			2	3	3	3			3
Greatest deficit overcome	-	-	-			-	1	-	-			1
Handedness/Grip	Right/Shakehand - Right/Shakehand						Right/Shakehand - Right/Shakehand					

Game/Match Statistics	Game					Match
	1	2	3	4	5	
Longest rally (strokes)	8	8	10			10
Average rally	4	4	5			4

Game Progress

1	SILBEREISEN K / WU J (GER)	-*0	1	*-2	3	-*4	4	*-6	6	-*7	8	8
	HIRANO S / FUKUHARA A (JPN)	0	-*1	2	*-3	4	-*6	6	*-8	9	-*10	11
2	SILBEREISEN K / WU J (GER)	0	-*0	1	*-2	2	-*4	4	*-5	5		5
	HIRANO S / FUKUHARA A (JPN)	-*0	2	*-3	4	-*6	6	*-8	9	11		11
3	SILBEREISEN K / WU J (GER)	*-0	0	-*1	2	*-3	3	-*5	5	*-6	7	7
	HIRANO S / FUKUHARA A (JPN)	0	*-2	3	-*4	5	*-7	7	-*9	10	11	11

NOTES

"*- " denotes first player of pair is server, "-*" denotes second player of pair is server. The "Greatest deficit overcome" only applies when the pair ends up winning the game.

LEGEND

WT Women's Team



Detailed Team Match Results

Résultats détaillés du match par équipes

Republic of Korea (KOR) **0 - 3** People's Republic of China (CHN)

Team Match No : WT13 Table : 1 Umpires : WHITAKER Jonathan (GBR) MANO Takako (JPN)

Match 1			Match	Game 1	Game 2	Game 3	Game 4	Game 5
A	SEOK Hajung	KOR	0	6	6	10		
X	LI Xiaoxia	CHN	3	11	11	12		
Duration of Match 1			30min	6min	7min	11min		

Match 2			Match	Game 1	Game 2	Game 3	Game 4	Game 5
B	KIM Kyungah	KOR	0	8	7	7		
Y	DING Ning	CHN	3	11	11	11		
Duration of Match 2			32min	9min	9min	9min		

Match 3			Match	Game 1	Game 2	Game 3	Game 4	Game 5
C/A	DANG Y / SEOK H	KOR	0	6	5	8		
Z/X	GUO Y / LI XX	CHN	3	11	11	11		
Duration of Match 3			22min	6min	5min	7min		

Duration of Team Match	1h31min
------------------------	---------

Player Statistics	Republic of Korea (KOR)					People's Republic of China (CHN)						
	Match				Team Match	Match				Team Match		
	1	2	3	4	5	1	2	3	4	5		
Points won	22	22	19			63	34	33	33			100
Biggest lead	-	2	3			3	5	6	6			6
Points won on own serve	16	12	11			39	22	17	17			56
Points lost on own serve	12	16	16			44	6	10	8			24
Most consecutive points won	4	3	3			4	5	7	7			7
Greatest deficit overcome	-	-	-			-	-	2	3			3

Match/Team Match Statistics	Match					Team Match
	1	2	3	4	5	
Longest rally (strokes)	13	48	12			48
Average rally	5	11	5			7

NOTES

The "Greatest deficit overcome" only applies when the player/pair ends up winning the game.

LEGEND

WT Women's Team



Detailed Team Match Results

Résultats détaillés du match par équipes

Republic of Korea (KOR) **0 - 3** People's Republic of China (CHN)

Match 1: SEOK Hajung (KOR) **0-3** LI Xiaoxia (CHN)

Match Summary		Match	Game 1	Game 2	Game 3	Game 4	Game 5
SEOK Hajung	KOR	0	6	6	10		
LI Xiaoxia	CHN	3	11	11	12		
Duration		30min	6min	7min	11min		

Team Match No : WT13 Table : 1 Umpires : WHITAKER Jonathan (GBR) MANO Takako (JPN)

Player Statistics	SEOK Hajung (KOR)						LI Xiaoxia (CHN)					
	Game					Match	Game					Match
	1	2	3	4	5		1	2	3	4	5	
Points won	6	6	10			22	11	11	12			34
Biggest lead	-	-	-			-	5	5	4			5
Points won on own serve	5	4	7			16	8	6	8			22
Points lost on own serve	3	5	4			12	1	2	3			6
Most consecutive points won	2	2	4			4	4	5	3			5
Greatest deficit overcome	-	-	-			-	-	-	-			-
Handedness/Grip	Right/Shakehand						Right/Shakehand					

Game/Match Statistics	Game					Match
	1	2	3	4	5	
Longest rally (strokes)	10	13	13			13
Average rally	4	5	5			5

Game Progress

1	SEOK Hajung (KOR)	0	*0	2	*3	3	*3	5	*5	6	6			
	LI Xiaoxia (CHN)	*0	2	*2	3	*5	7	*7	9	*10	11			
2	SEOK Hajung (KOR)	*0	1	*1	3	*3	3	*4	5	*6	6			
	LI Xiaoxia (CHN)	0	*1	3	*3	5	*7	8	*9	10	11			
3	SEOK Hajung (KOR)	0	*0	2	*2	3	*3	5	*7	8	*9	10	*10	10
	LI Xiaoxia (CHN)	*0	2	*2	4	*5	7	*7	7	*8	9	*10	11	12

NOTES

"*" denotes server. The "Greatest deficit overcome" only applies when the player ends up winning the game.

LEGEND

WT Women's Team



Detailed Team Match Results
Résultats détaillés du match par équipes

Republic of Korea (KOR) **0 - 3** People's Republic of China (CHN)

Match 2: KIM Kyungah (KOR) **0-3** DING Ning (CHN)

Match Summary		Match	Game 1	Game 2	Game 3	Game 4	Game 5
KIM Kyungah	KOR	0	8	7	7		
DING Ning	CHN	3	11	11	11		
Duration		32min	9min	9min	9min		

Team Match No : WT13 Table : 1 Umpires : WHITAKER Jonathan (GBR) MANO Takako (JPN)

Player Statistics	KIM Kyungah (KOR)						DING Ning (CHN)					
	Game					Match	Game					Match
	1	2	3	4	5		1	2	3	4	5	
Points won	8	7	7			22	11	11	11			33
Biggest lead	2	-	-			2	5	4	6			6
Points won on own serve	5	4	3			12	6	7	4			17
Points lost on own serve	5	4	7			16	3	3	4			10
Most consecutive points won	3	3	3			3	7	4	4			7
Greatest deficit overcome	-	-	-			-	2	-	-			2
Handedness/Grip	Right/Shakehand						Left/Shakehand					

Game/Match Statistics	Game					Match
	1	2	3	4	5	
Longest rally (strokes)	30	28	48			48
Average rally	11	10	12			11

Game Progress

1	KIM Kyungah (KOR)	*0	1	*3	4	*4	4	*4	5	*6	8	8
	DING Ning (CHN)	0	*1	1	*2	4	*6	8	*9	10	*10	11
2	KIM Kyungah (KOR)	0	*0	0	*1	3	*4	5	*6	7	7	
	DING Ning (CHN)	*0	2	*4	5	*5	6	*7	8	*9	11	
3	KIM Kyungah (KOR)	*0	0	*1	2	*2	2	*3	4	*6	7	
	DING Ning (CHN)	0	*2	3	*4	6	*8	9	*10	10	11	

NOTES

"*" denotes server. The "Greatest deficit overcome" only applies when the player ends up winning the game.

LEGEND

WT Women's Team



Detailed Team Match Results

Résultats détaillés du match par équipes

Republic of Korea (KOR) **0 - 3** People's Republic of China (CHN)

Match 3: DANG Yeseo (KOR) **0-3** GUO Yue (CHN)
SEOK Hajung LI Xiaoxia

Match Summary		Match	Game 1	Game 2	Game 3	Game 4	Game 5
DANG Yeseo / SEOK H	KOR	0	6	5	8		
GUO Yue / LI XX	CHN	3	11	11	11		
Duration		22min	6min	5min	7min		

Team Match No : WT13 Table : 1 Umpires : WHITAKER Jonathan (GBR) MANO Takako (JPN)

Player Statistics	DANG Y / SEOK H (KOR)						GUO Y / LI XX (CHN)					
	Game					Match	Game					Match
	1	2	3	4	5		1	2	3	4	5	
Points won	6	5	8			19	11	11	11			33
Biggest lead	1	2	3			3	5	6	3			6
Points won on own serve	4	3	4			11	6	6	5			17
Points lost on own serve	5	5	6			16	2	2	4			8
Most consecutive points won	2	3	3			3	4	7	6			7
Greatest deficit overcome	-	-	-			-	1	2	3			3
Handedness/Grip	Right/Shakehand - Right/Shakehand						Left/Shakehand - Right/Shakehand					

Game/Match Statistics	Game					Match
	1	2	3	4	5	
Longest rally (strokes)	9	8	12			12
Average rally	5	5	6			5

Game Progress

1	DANG Y / SEOK H (KOR)	*0	1	*2	3	*4	4	*4	6	*6	6	
	GUO Y / LI XX (CHN)	0	*-1	2	*-3	4	*-6	8	*-8	10	11	
2	DANG Y / SEOK H (KOR)	0	*-1	3	*-3	3	*-3	4	*-5	5		
	GUO Y / LI XX (CHN)	*0	1	*-1	3	*-5	7	*-8	9	11		
3	DANG Y / SEOK H (KOR)	*-0	1	*-3	4	*-5	6	*-7	8	*-8	8	8
	GUO Y / LI XX (CHN)	0	*-1	1	*-2	3	*-4	5	*-6	8	*-10	11

NOTES

"*- " denotes first player of pair is server, "-*" denotes second player of pair is server. The "Greatest deficit overcome" only applies when the pair ends up winning the game.

LEGEND

WT Women's Team



Detailed Team Match Results

Résultats détaillés du match par équipes

Japan (JPN) 3 - 0 Singapore (SIN)

Team Match No : WT14 Table : 1 Umpires : STRODE Mick (GBR) LARROZA Andres (PAR)

Match 1		Match	Game 1	Game 2	Game 3	Game 4	Game 5
A	FUKUHARA Ai	JPN	3	11	11	5	11
X	FENG Tianwei	SIN	1	9	6	11	9
Duration of Match 1			33min	6min	5min	4min	6min

Match 2		Match	Game 1	Game 2	Game 3	Game 4	Game 5
B	ISHIKAWA Kasumi	JPN	3	11	11	11	
Y	WANG Yuegu	SIN	0	5	6	2	
Duration of Match 2			20min	5min	6min	4min	

Match 3		Match	Game 1	Game 2	Game 3	Game 4	Game 5
C/B	HIRANO S / ISHIKAWA K	JPN	3	11	13	11	
Z/Y	LI J / WANG Y	SIN	0	3	11	4	
Duration of Match 3			21min	4min	8min	5min	

Duration of Team Match	1h22min
------------------------	---------

Player Statistics	Japan (JPN)					Team Match	Singapore (SIN)					Team Match
	Match						Match					
	1	2	3	4	5		1	2	3	4	5	
Points won	38	33	35			106	35	13	18			66
Biggest lead	5	9	8			9	6	1	2			6
Points won on own serve	20	19	18			57	18	9	8			35
Points lost on own serve	17	4	10			31	18	14	17			49
Most consecutive points won	5	8	5			8	5	2	3			5
Greatest deficit overcome	2	1	2			2	1	-	-			1

Match/Team Match Statistics	Match					Team Match
	1	2	3	4	5	
Longest rally (strokes)	17	18	11			18
Average rally	6	5	4			5

NOTES

The "Greatest deficit overcome" only applies when the player/pair ends up winning the game.

LEGEND

WT Women's Team



Detailed Team Match Results

Résultats détaillés du match par équipes

Japan (JPN) 3 - 0 Singapore (SIN)

Match 1: FUKUHARA Ai (JPN) 3-1 FENG Tianwei (SIN)

Match Summary		Match	Game 1	Game 2	Game 3	Game 4	Game 5
FUKUHARA Ai	JPN	3	11	11	5	11	
FENG Tianwei	SIN	1	9	6	11	9	
	Duration	33min	6min	5min	4min	6min	

Team Match No : WT14 Table : 1 Umpires : STRODE Mick (GBR) LARROZA Andres (PAR)

Player Statistics	FUKUHARA Ai (JPN)						FENG Tianwei (SIN)					
	Game					Match	Game					Match
	1	2	3	4	5		1	2	3	4	5	
Points won	11	11	5	11		38	9	6	11	9		35
Biggest lead	3	5	1	4		5	2	1	6	1		6
Points won on own serve	6	6	3	5		20	5	3	6	4		18
Points lost on own serve	4	3	5	5		17	5	5	2	6		18
Most consecutive points won	4	5	2	5		5	3	1	5	3		5
Greatest deficit overcome	2	1	-	1		2	-	-	1	-		1
Handedness/Grip	Right/Shakehand						Right/Shakehand					

Game/Match Statistics	Game					Match
	1	2	3	4	5	
Longest rally (strokes)	14	11	13	17		17
Average rally	6	5	6	6		6

Game Progress

1	FUKUHARA Ai (JPN)	0	*2	3	*3	4	*5	6	*6	8	*10	11
	FENG Tianwei (SIN)	*0	0	*1	3	*4	5	*6	8	*8	8	9
2	FUKUHARA Ai (JPN)	*0	1	*2	3	*4	5	*6	8	*10	11	
	FENG Tianwei (SIN)	0	*1	2	*3	4	*5	6	*6	6	6	6
3	FUKUHARA Ai (JPN)	0	*1	2	*2	4	*4	4	*5	5		
	FENG Tianwei (SIN)	*0	1	*2	4	*4	6	*8	9	11		
4	FUKUHARA Ai (JPN)	*0	1	*2	3	*5	7	*7	8	*9	9	11
	FENG Tianwei (SIN)	0	*1	2	*3	3	*3	5	*6	7	*9	9

NOTES

"*" denotes server. The "Greatest deficit overcome" only applies when the player ends up winning the game.

LEGEND

WT Women's Team



Detailed Team Match Results
Résultats détaillés du match par équipes

Japan (JPN) 3 - 0 Singapore (SIN)

Match 2: ISHIKAWA Kasumi (JPN) 3-0 WANG Yuegu (SIN)

Match Summary		Match	Game 1	Game 2	Game 3	Game 4	Game 5
ISHIKAWA Kasumi	JPN	3	11	11	11		
WANG Yuegu	SIN	0	5	6	2		
	Duration	20min	5min	6min	4min		

Team Match No : WT14 Table : 1 Umpires : STRODE Mick (GBR) LARROZA Andres (PAR)

Player Statistics	ISHIKAWA Kasumi (JPN)						WANG Yuegu (SIN)					
	Game					Match	Game					Match
	1	2	3	4	5		1	2	3	4	5	
Points won	11	11	11			33	5	6	2			13
Biggest lead	7	5	9			9	1	1	-			1
Points won on own serve	7	6	6			19	4	3	2			9
Points lost on own serve	1	3	0			4	4	5	5			14
Most consecutive points won	4	4	8			8	2	2	1			2
Greatest deficit overcome	1	1	-			1	-	-	-			-
Handedness/Grip	Left/Shakehand						Right/Shakehand					

Game/Match Statistics	Game					Match
	1	2	3	4	5	
Longest rally (strokes)	6	18	13			18
Average rally	4	6	4			5

Game Progress

1	ISHIKAWA Kasumi (JPN)	0	*1	3	*4	6	*7	9	*10	11	
	WANG Yuegu (SIN)	*0	1	*1	2	*2	3	*3	4	5	
2	ISHIKAWA Kasumi (JPN)	*0	1	*2	4	*5	6	*7	8	*10	11
	WANG Yuegu (SIN)	0	*1	2	*2	3	*4	5	*6	6	6
3	ISHIKAWA Kasumi (JPN)	0	*1	3	*4	6	*8	10	11		
	WANG Yuegu (SIN)	*0	1	*1	2	*2	2	*2	2		

NOTES

"*" denotes server. The "Greatest deficit overcome" only applies when the player ends up winning the game.

LEGEND

WT Women's Team



Detailed Team Match Results

Résultats détaillés du match par équipes

Republic of Korea (KOR) **0 - 3** Singapore (SIN)

Team Match No : WT15 Table : 1 Umpires : SORENSEN Allan (DEN) LENTZ Genevieve (RSA)

Match 1			Match	Game 1	Game 2	Game 3	Game 4	Game 5
A	KIM Kyungah	KOR	1	9	8	11	11	
X	FENG Tianwei	SIN	3	11	11	4	13	
Duration of Match 1			46min	9min	10min	7min	14min	

Match 2			Match	Game 1	Game 2	Game 3	Game 4	Game 5
B	SEOK Hajung	KOR	1	5	8	11	8	
Y	LI Jiawei	SIN	3	11	11	6	11	
Duration of Match 2			34min	6min	8min	7min	9min	

Match 3			Match	Game 1	Game 2	Game 3	Game 4	Game 5
C/B	DANG Y / SEOK H	KOR	1	9	6	11	5	
Z/Y	WANG Y / LI J	SIN	3	11	11	6	11	
Duration of Match 3			28min	6min	5min	5min	7min	

Duration of Team Match	1h59min
------------------------	---------

Player Statistics	Republic of Korea (KOR)					Team Match	Singapore (SIN)					Team Match
	Match						Match					
	1	2	3	4	5		1	2	3	4	5	
Points won	39	32	31			102	39	39	39			117
Biggest lead	7	5	6			7	6	6	7			7
Points won on own serve	19	16	13			48	18	19	17			54
Points lost on own serve	21	20	22			63	20	16	18			54
Most consecutive points won	4	6	4			6	6	7	8			8
Greatest deficit overcome	-	1	-			1	2	3	2			3

Match/Team Match Statistics	Match					Team Match
	1	2	3	4	5	
Longest rally (strokes)	31	21	11			31
Average rally	12	6	4			7

NOTES

The "Greatest deficit overcome" only applies when the player/pair ends up winning the game.

LEGEND

WT Women's Team

The match went to expedite mode



Detailed Team Match Results

Résultats détaillés du match par équipes

Republic of Korea (KOR) **0 - 3** Singapore (SIN)

Match 1: KIM Kyungah (KOR) **1-3** FENG Tianwei (SIN)

Match Summary		Match	Game 1	Game 2	Game 3	Game 4	Game 5
KIM Kyungah	KOR	1	9	8	11	11	
FENG Tianwei	SIN	3	11	11	4	13	
Duration		46min	9min	10min	7min	14min	

Team Match No : WT15 Table : 1 Umpires : SORENSEN Allan (DEN) LENTZ Genevieve (RSA)

Player Statistics	KIM Kyungah (KOR)						FENG Tianwei (SIN)					
	Game					Match	Game					Match
	1	2	3	4	5		1	2	3	4	5	
Points won	9	8	11	11		39	11	11	4	13		39
Biggest lead	2	-	7	1		7	3	6	-	3		6
Points won on own serve	6	3	4	6		19	7	4	1	6		18
Points lost on own serve	4	7	3	7		21	3	5	7	5		20
Most consecutive points won	2	4	3	3		4	4	6	1	4		6
Greatest deficit overcome	-	-	-	-		-	2	-	-	1		2
Handedness/Grip	Right/Shakehand						Right/Shakehand					

Game/Match Statistics	Game					Match
	1	2	3	4	5	
Longest rally (strokes)	29	28	24	31		31
Average rally	9	15	11	12		12

Game Progress

1	KIM Kyungah (KOR)	0	*1	2	*3	5	*5	6	*6	7	*8	9					
	FENG Tianwei (SIN)	*0	1	*2	3	*3	5	*6	8	*9	10	11					
2	KIM Kyungah (KOR)	*0	0	*0	0	*2	2	*4	6	*7	8	8					
	FENG Tianwei (SIN)	0	*2	4	*6	6	*8	8	*8	9	*10	11					
3	KIM Kyungah (KOR)	0	*2	3	*5	6	*8	9	*10	11							
	FENG Tianwei (SIN)	*0	0	*1	1	*2	2	*3	4	4							
4	KIM Kyungah (KOR)	*0	1	*1	2	*3	4	*5	6	*8	8	*9	10	*10	11	*11	11
	FENG Tianwei (SIN)	0	*1	3	*4	5	*6	7	*8	8	*10	10	*10	11	*11	12	13

NOTES

"*" denotes server. The "Greatest deficit overcome" only applies when the player ends up winning the game.

LEGEND

WT Women's Team

The match went to expedite mode



Detailed Team Match Results

Résultats détaillés du match par équipes

Republic of Korea (KOR) **0 - 3** Singapore (SIN)

Match 2: SEOK Hajung (KOR) **1-3** LI Jiawei (SIN)

Match Summary		Match	Game 1	Game 2	Game 3	Game 4	Game 5
SEOK Hajung	KOR	1	5	8	11	8	
LI Jiawei	SIN	3	11	11	6	11	
Duration		34min	6min	8min	7min	9min	

Team Match No : WT15 Table : 1 Umpires : SORENSEN Allan (DEN) LENTZ Genevieve (RSA)

Player Statistics	SEOK Hajung (KOR)						LI Jiawei (SIN)					
	Game					Match	Game					Match
	1	2	3	4	5		1	2	3	4	5	
Points won	5	8	11	8		32	11	11	6	11		39
Biggest lead	1	3	5	3		5	6	4	1	3		6
Points won on own serve	3	5	5	3		16	6	6	3	4		19
Points lost on own serve	5	5	3	7		20	2	3	6	5		16
Most consecutive points won	2	3	6	3		6	5	7	2	4		7
Greatest deficit overcome	-	-	1	-		1	1	3	-	3		3
Handedness/Grip	Right/Shakehand						Right/Shakehand					

Game/Match Statistics	Game					Match
	1	2	3	4	5	
Longest rally (strokes)	9	11	12	21		21
Average rally	5	5	5	7		6

Game Progress

1	SEOK Hajung (KOR)	0	*1	2	*2	3	*4	4	*4	5		
	LI Jiawei (SIN)	*0	1	*2	4	*5	6	*8	10	11		
2	SEOK Hajung (KOR)	*0	2	*3	3	*3	3	*4	6	*7	8	8
	LI Jiawei (SIN)	0	*0	1	*3	5	*7	8	*8	9	*10	11
3	SEOK Hajung (KOR)	0	*1	2	*3	4	*5	6	*8	10	11	
	LI Jiawei (SIN)	*0	1	*2	3	*4	5	*6	6	*6	6	
4	SEOK Hajung (KOR)	*0	1	*2	3	*5	6	*7	7	*8	8	8
	LI Jiawei (SIN)	0	*1	2	*3	3	*4	5	*7	8	*10	11

NOTES

"*" denotes server. The "Greatest deficit overcome" only applies when the player ends up winning the game.

LEGEND

WT Women's Team



Detailed Team Match Results

Résultats détaillés du match par équipes

Republic of Korea (KOR) **0 - 3** Singapore (SIN)

Match 3: DANG Yeseo (KOR) **1-3** WANG Yuegu (SIN)
SEOK Hajung LI Jiawei

Match Summary		Match	Game 1	Game 2	Game 3	Game 4	Game 5
DANG Yeseo / SEOK H	KOR	1	9	6	11	5	
WANG Yuegu / LI J	SIN	3	11	11	6	11	
Duration		28min	6min	5min	5min	7min	

Team Match No : WT15 Table : 1 Umpires : SORENSEN Allan (DEN) LENTZ Genevieve (RSA)

Player Statistics	DANG Y / SEOK H (KOR)						WANG Y / LI J (SIN)					
	Game					Match	Game					Match
	1	2	3	4	5		1	2	3	4	5	
Points won	9	6	11	5		31	11	11	6	11		39
Biggest lead	1	1	6	2		6	2	7	-	6		7
Points won on own serve	4	2	4	3		13	5	4	2	6		17
Points lost on own serve	6	7	4	5		22	5	4	7	2		18
Most consecutive points won	3	3	4	3		4	3	6	2	8		8
Greatest deficit overcome	-	-	-	-		-	1	1	-	2		2
Handedness/Grip	Right/Shakehand - Right/Shakehand						Right/Shakehand - Right/Shakehand					

Game/Match Statistics	Game					Match
	1	2	3	4	5	
Longest rally (strokes)	11	7	7	7		11
Average rally	5	4	4	4		4

Game Progress

1	DANG Y / SEOK H (KOR)	0	*-1	1	*-3	4	*-5	6	*-7	8	*-8	9
	WANG Y / LI J (SIN)	*-0	1	*-3	3	*-4	5	*-6	7	*-8	10	11
2	DANG Y / SEOK H (KOR)	*-0	1	*-2	2	*-3	3	*-3	4	*-6	6	
	WANG Y / LI J (SIN)	0	*-1	2	*-4	5	*-7	9	*-10	10	11	
3	DANG Y / SEOK H (KOR)	0	*-2	3	*-4	5	*-6	8	*-10	10	11	
	WANG Y / LI J (SIN)	*-0	0	*-1	2	*-3	4	*-4	4	*-6	6	
4	DANG Y / SEOK H (KOR)	*-0	1	*-3	3	*-3	3	*-3	5	5		
	WANG Y / LI J (SIN)	0	*-1	1	*-3	5	*-7	9	*-9	11		

NOTES

"*-"" denotes first player of pair is server, "-*" denotes second player of pair is server. The "Greatest deficit overcome" only applies when the pair ends up winning the game.

LEGEND

WT Women's Team



Detailed Team Match Results

Résultats détaillés du match par équipes

Japan (JPN) 0 - 3 People's Republic of China (CHN)

Team Match No : WT16 Table : 1 Umpires : TANG Norman (CAN) MACKEY John (GBR)

Match 1		Match	Game 1	Game 2	Game 3	Game 4	Game 5
A	FUKUHARA Ai	JPN	1	6	11	2	5
X	LI Xiaoxia	CHN	3	11	9	11	11
Duration of Match 1			31min	7min	9min	4min	7min

Match 2		Match	Game 1	Game 2	Game 3	Game 4	Game 5
B	ISHIKAWA Kasumi	JPN	0	4	10	4	
Y	DING Ning	CHN	3	11	12	11	
Duration of Match 2			21min	5min	8min	5min	

Match 3		Match	Game 1	Game 2	Game 3	Game 4	Game 5
C/B	HIRANO S / ISHIKAWA K	JPN	1	6	3	11	5
Z/X	GUO Y / LI XX	CHN	3	11	11	9	11
Duration of Match 3			31min	6min	5min	8min	6min

Duration of Team Match	1h32min
------------------------	---------

Player Statistics	Japan (JPN)					Team Match	People's Republic of China (CHN)					Team Match
	Match						Match					
	1	2	3	4	5		1	2	3	4	5	
Points won	24	18	25			67	42	34	42			118
Biggest lead	2	3	4			4	9	7	8			9
Points won on own serve	10	11	11			32	20	18	20			58
Points lost on own serve	22	16	22			60	14	7	14			35
Most consecutive points won	6	3	3			6	5	4	6			6
Greatest deficit overcome	4	-	-			4	-	3	3			3

Match/Team Match Statistics	Match					Team Match
	1	2	3	4	5	
Longest rally (strokes)	15	14	12			15
Average rally	5	5	5			5

NOTES

The "Greatest deficit overcome" only applies when the player/pair ends up winning the game.

LEGEND

WT Women's Team



Detailed Team Match Results
Résultats détaillés du match par équipes

Japan (JPN) **0 - 3** People's Republic of China (CHN)

Match 1: FUKUHARA Ai (JPN) **1-3** LI Xiaoxia (CHN)

Match Summary		Match	Game 1	Game 2	Game 3	Game 4	Game 5
FUKUHARA Ai	JPN	1	6	11	2	5	
LI Xiaoxia	CHN	3	11	9	11	11	
Duration		31min	7min	9min	4min	7min	

Team Match No : WT16 Table : 1 Umpires : TANG Norman (CAN) MACKEY John (GBR)

Player Statistics	FUKUHARA Ai (JPN)						LI Xiaoxia (CHN)					
	Game					Match	Game					Match
	1	2	3	4	5		1	2	3	4	5	
Points won	6	11	2	5		24	11	9	11	11		42
Biggest lead	-	2	-	-		2	6	4	9	6		9
Points won on own serve	3	3	1	3		10	6	2	6	6		20
Points lost on own serve	5	7	5	5		22	3	8	1	2		14
Most consecutive points won	4	6	1	2		6	4	3	5	3		5
Greatest deficit overcome	-	4	-	-		4	-	-	-	-		-
Handedness/Grip	Right/Shakehand						Right/Shakehand					

Game/Match Statistics	Game					Match
	1	2	3	4	5	
Longest rally (strokes)	12	15	10	12		15
Average rally	6	6	4	5		5

Game Progress

1	FUKUHARA Ai (JPN)	0	*0	0	*1	2	*2	4	*6	6	6	
	LI Xiaoxia (CHN)	*0	2	*4	5	*6	8	*8	8	*10	11	
2	FUKUHARA Ai (JPN)	*0	0	*2	2	*3	4	*5	5	*7	9	11
	LI Xiaoxia (CHN)	0	*2	2	*4	5	*6	7	*9	9	*9	9
3	FUKUHARA Ai (JPN)	0	*0	1	*1	1	*2	2	2			
	LI Xiaoxia (CHN)	*0	2	*3	5	*7	8	*10	11			
4	FUKUHARA Ai (JPN)	*0	0	*1	2	*2	3	*4	5	5		
	LI Xiaoxia (CHN)	0	*2	3	*4	6	*7	8	*9	11		

NOTES

"*" denotes server. The "Greatest deficit overcome" only applies when the player ends up winning the game.

LEGEND

WT Women's Team



Detailed Team Match Results
Résultats détaillés du match par équipes

Japan (JPN) **0 - 3** People's Republic of China (CHN)

Match 2: ISHIKAWA Kasumi (JPN) **0-3** DING Ning (CHN)

Match Summary		Match	Game 1	Game 2	Game 3	Game 4	Game 5
ISHIKAWA Kasumi	JPN	0	4	10	4		
DING Ning	CHN	3	11	12	11		
Duration		21min	5min	8min	5min		

Team Match No : WT16 Table : 1 Umpires : TANG Norman (CAN) MACKEY John (GBR)

Player Statistics	ISHIKAWA Kasumi (JPN)						DING Ning (CHN)					
	Game					Match	Game					Match
	1	2	3	4	5		1	2	3	4	5	
Points won	4	10	4			18	11	12	11			34
Biggest lead	-	3	-			3	7	2	7			7
Points won on own serve	3	6	2			11	6	7	5			18
Points lost on own serve	5	5	6			16	1	4	2			7
Most consecutive points won	1	3	1			3	4	2	4			4
Greatest deficit overcome	-	-	-			-	-	3	-			3
Handedness/Grip	Left/Shakehand						Left/Shakehand					

Game/Match Statistics	Game					Match
	1	2	3	4	5	
Longest rally (strokes)	10	14	14			14
Average rally	5	5	6			5

Game Progress

1	ISHIKAWA Kasumi (JPN)	*0	0	*0	1	*2	3	*3	4	4				
	DING Ning (CHN)	0	*2	4	*5	6	*7	9	*10	11				
2	ISHIKAWA Kasumi (JPN)	0	*1	3	*4	5	*6	7	*7	8	*9	10	*10	10
	DING Ning (CHN)	*0	1	*1	2	*3	4	*5	7	*8	9	*10	11	12
3	ISHIKAWA Kasumi (JPN)	*0	0	*1	2	*2	2	*3	4	4				
	DING Ning (CHN)	0	*2	3	*4	6	*8	9	*10	11				

NOTES

"*" denotes server. The "Greatest deficit overcome" only applies when the player ends up winning the game.

LEGEND

WT Women's Team



Detailed Team Match Results

Résultats détaillés du match par équipes

Japan (JPN) **0 - 3** People's Republic of China (CHN)

Match 3: HIRANO Sayaka (JPN) **1-3** GUO Yue (CHN)
ISHIKAWA Kasumi LI Xiaoxia

Match Summary		Match	Game 1	Game 2	Game 3	Game 4	Game 5
HIRANO Sayaka / ISHIKAWA K	JPN	1	6	3	11	5	
GUO Yue / LI XX	CHN	3	11	11	9	11	
	Duration	31min	6min	5min	8min	6min	

Team Match No : WT16 Table : 1 Umpires : TANG Norman (CAN) MACKEY John (GBR)

Player Statistics	HIRANO S / ISHIKAWA K (JPN)						GUO Y / LI XX (CHN)					
	Game					Match	Game					Match
	1	2	3	4	5		1	2	3	4	5	
Points won	6	3	11	5		25	11	11	9	11		42
Biggest lead	-	1	4	3		4	5	8	-	6		8
Points won on own serve	3	1	5	2		11	5	6	4	5		20
Points lost on own serve	6	5	5	6		22	3	2	6	3		14
Most consecutive points won	3	1	3	3		3	5	5	2	6		6
Greatest deficit overcome	-	-	-	-		-	-	1	-	3		3
Handedness/Grip	Right/Shakehand - Left/Shakehand						Left/Shakehand - Right/Shakehand					

Game/Match Statistics	Game					Match
	1	2	3	4	5	
Longest rally (strokes)	9	6	12	9		12
Average rally	5	4	4	5		5

Game Progress

1	HIRANO S / ISHIKAWA K (JPN)	-*0	0	*-0	1	-*3	4	*-5	6	-*6	6	
	GUO Y / LI XX (CHN)	0	*-2	4	-*5	5	*-6	7	-*8	10	11	
2	HIRANO S / ISHIKAWA K (JPN)	0	*-1	1	-*1	2	*-3	3	3	3	3	
	GUO Y / LI XX (CHN)	-*0	1	*-3	5	-*6	7	*-9	11	11	11	
3	HIRANO S / ISHIKAWA K (JPN)	-*0	2	*-3	4	-*5	6	*-8	8	-*9	10	11
	GUO Y / LI XX (CHN)	0	*-0	1	-*2	3	*-4	4	-*6	7	*-8	9
4	HIRANO S / ISHIKAWA K (JPN)	0	*-2	3	-*3	4	*-5	5	5	5	5	
	GUO Y / LI XX (CHN)	-*0	0	*-1	3	-*4	5	*-7	9	11	11	

NOTES

"*-" denotes first player of pair is server, "-*" denotes second player of pair is server. The "Greatest deficit overcome" only applies when the pair ends up winning the game.

LEGEND

WT Women's Team



Player Statistics

Statistiques du joueur

As of TUE 7 AUG 2012

Players	NOC	Matches				Games				Match Duration	
		Played	Won	Lost	%Won	Played	Won	Lost	%Won	All	Average
DANG Yeseo Right/Shakehand	KOR	1	1	0	100%	3	3	0	100%	32min	32min
		Points Won				Points Lost					
		Total	Own Serve:	18	Most Consecutive:	4	Total	Own Serve:	13	Most Consecutive:	4
		36	Opp. Serve:	18	GDO:	1	25	Opp. Serve:	12	GLL:	0
DING Ning Left/Shakehand	CHN	3	3	0	100%	10	9	1	90%	1h32min	31min
		Points Won				Points Lost					
		Total	Own Serve:	59	Most Consecutive:	7	Total	Own Serve:	32	Most Consecutive:	7
		109	Opp. Serve:	50	GDO:	3	75	Opp. Serve:	43	GLL:	4
ELDAWLATLY Nadeen Right/Shakehand	EGY	1	0	1	0%	3	0	3	0%	18min	18min
		Points Won				Points Lost					
		Total	Own Serve:	9	Most Consecutive:	4	Total	Own Serve:	15	Most Consecutive:	7
		16	Opp. Serve:	7	GDO:	0	33	Opp. Serve:	18	GLL:	2
FENG Tianwei Right/Shakehand	SIN	5	3	2	60%	20	12	8	60%	3h3min	37min
		Points Won				Points Lost					
		Total	Own Serve:	105	Most Consecutive:	7	Total	Own Serve:	83	Most Consecutive:	6
		200	Opp. Serve:	95	GDO:	4	180	Opp. Serve:	97	GLL:	4
FUKUHARA Ai Right/Shakehand	JPN	4	3	1	75%	15	10	5	67%	1h58min	30min
		Points Won				Points Lost					
		Total	Own Serve:	63	Most Consecutive:	8	Total	Own Serve:	69	Most Consecutive:	5
		136	Opp. Serve:	73	GDO:	4	129	Opp. Serve:	60	GLL:	2
GRZYBOWSKA Katarzyna Right/Shakehand	POL	1	0	1	0%	3	0	3	0%	22min	22min
		Points Won				Points Lost					
		Total	Own Serve:	9	Most Consecutive:	3	Total	Own Serve:	18	Most Consecutive:	7
		20	Opp. Serve:	11	GDO:	0	33	Opp. Serve:	15	GLL:	1
GUI Lin Right/Shakehand	BRA	1	0	1	0%	3	0	3	0%	19min	19min
		Points Won				Points Lost					
		Total	Own Serve:	13	Most Consecutive:	4	Total	Own Serve:	13	Most Consecutive:	5
		21	Opp. Serve:	8	GDO:	0	33	Opp. Serve:	20	GLL:	1
GUO Yue Left/Shakehand	CHN	2	2	0	100%	7	6	1	86%	1h5min	33min
		Points Won				Points Lost					
		Total	Own Serve:	40	Most Consecutive:	6	Total	Own Serve:	29	Most Consecutive:	5
		77	Opp. Serve:	37	GDO:	3	61	Opp. Serve:	32	GLL:	0
HIRANO Sayaka Right/Shakehand	JPN	1	1	0	100%	3	3	0	100%	21min	21min
		Points Won				Points Lost					
		Total	Own Serve:	19	Most Consecutive:	5	Total	Own Serve:	5	Most Consecutive:	3
		33	Opp. Serve:	14	GDO:	1	17	Opp. Serve:	12	GLL:	0
HSING Ariel Right/Shakehand	USA	1	0	1	0%	3	0	3	0%	17min	17min
		Points Won				Points Lost					
		Total	Own Serve:	8	Most Consecutive:	2	Total	Own Serve:	18	Most Consecutive:	4
		18	Opp. Serve:	10	GDO:	0	33	Opp. Serve:	15	GLL:	0

LEGEND
GDO Greatest deficit overcome **GLL** Greatest lead lost **Opp.** Opponent's



Player Statistics

Statistiques du joueur

As of TUE 7 AUG 2012

Players	NOC	Matches				Games				Match Duration	
		Played	Won	Lost	%Won	Played	Won	Lost	%Won	All	Average
ISHIKAWA Kasumi Left/Shakehand	JPN	3	2	1	67%	11	6	5	55%	1h25min	28min
		Points Won				Points Lost					
		Total	Own Serve:	55	Most Consecutive:	8	Total	Own Serve:	43	Most Consecutive:	5
		100	Opp. Serve:	45	GDO:	3	95	Opp. Serve:	52	GLL:	3
IVANCAN Irene Right/Shakehand	GER	2	1	1	50%	8	4	4	50%	1h12min	36min
		Points Won				Points Lost					
		Total	Own Serve:	36	Most Consecutive:	5	Total	Own Serve:	41	Most Consecutive:	8
		78	Opp. Serve:	42	GDO:	2	78	Opp. Serve:	37	GLL:	1
JIANG Huajun Right/Shakehand	HKG	3	1	2	33%	11	5	6	45%	1h37min	32min
		Points Won				Points Lost					
		Total	Own Serve:	58	Most Consecutive:	7	Total	Own Serve:	40	Most Consecutive:	8
		96	Opp. Serve:	38	GDO:	5	103	Opp. Serve:	63	GLL:	6
KIM Jong Left/Shakehand	PRK	2	1	1	50%	7	4	3	57%	55min	28min
		Points Won				Points Lost					
		Total	Own Serve:	36	Most Consecutive:	4	Total	Own Serve:	30	Most Consecutive:	6
		61	Opp. Serve:	25	GDO:	2	66	Opp. Serve:	36	GLL:	4
KIM Kyungah Right/Shakehand	KOR	4	2	2	50%	15	7	8	47%	2h24min	36min
		Points Won				Points Lost					
		Total	Own Serve:	76	Most Consecutive:	8	Total	Own Serve:	59	Most Consecutive:	7
		142	Opp. Serve:	66	GDO:	6	123	Opp. Serve:	64	GLL:	5
KUMAHARA Caroline Right/Shakehand	BRA	1	0	1	0%	3	0	3	0%	15min	15min
		Points Won				Points Lost					
		Total	Own Serve:	6	Most Consecutive:	2	Total	Own Serve:	16	Most Consecutive:	6
		11	Opp. Serve:	5	GDO:	0	33	Opp. Serve:	17	GLL:	0
LAY Jian Fang Right/Penholder	AUS	1	0	1	0%	3	0	3	0%	20min	20min
		Points Won				Points Lost					
		Total	Own Serve:	12	Most Consecutive:	5	Total	Own Serve:	16	Most Consecutive:	6
		21	Opp. Serve:	9	GDO:	0	33	Opp. Serve:	17	GLL:	4
LI Jiao Left/Penholder	NED	2	1	1	50%	6	3	3	50%	50min	25min
		Points Won				Points Lost					
		Total	Own Serve:	33	Most Consecutive:	7	Total	Own Serve:	23	Most Consecutive:	6
		61	Opp. Serve:	28	GDO:	2	52	Opp. Serve:	29	GLL:	3
LI Jiawei Right/Shakehand	SIN	1	1	0	100%	4	3	1	75%	34min	34min
		Points Won				Points Lost					
		Total	Own Serve:	19	Most Consecutive:	7	Total	Own Serve:	16	Most Consecutive:	6
		39	Opp. Serve:	20	GDO:	3	32	Opp. Serve:	16	GLL:	1
LI Jie Right/Shakehand	NED	2	1	1	50%	7	4	3	57%	55min	28min
		Points Won				Points Lost					
		Total	Own Serve:	37	Most Consecutive:	7	Total	Own Serve:	24	Most Consecutive:	5
		68	Opp. Serve:	31	GDO:	4	54	Opp. Serve:	30	GLL:	1

LEGEND	GDO Greatest deficit overcome	GLL Greatest lead lost	Opp. Opponent's
---------------	--------------------------------------	-------------------------------	------------------------



Player Statistics
Statistiques du joueur

As of TUE 7 AUG 2012

Players	NOC	Matches				Games				Match Duration	
		Played	Won	Lost	%Won	Played	Won	Lost	%Won	All	Average
LI Qian Right/Shakehand	POL	1	1	0	100%	5	3	2	60%	52min	52min
		Points Won				Points Lost					
		Total	Own Serve:	34	Most Consecutive:	6	Total	Own Serve:	18	Most Consecutive:	4
		55	Opp. Serve:	21	GDO:	4	51	Opp. Serve:	33	GLL:	1
LI Qiangbing Right/Shakehand	AUT	1	0	1	0%	3	0	3	0%	22min	22min
		Points Won				Points Lost					
		Total	Own Serve:	11	Most Consecutive:	3	Total	Own Serve:	16	Most Consecutive:	6
		20	Opp. Serve:	9	GDO:	0	33	Opp. Serve:	17	GLL:	2
LI Xiaoxia Right/Shakehand	CHN	3	3	0	100%	10	9	1	90%	1h28min	29min
		Points Won				Points Lost					
		Total	Own Serve:	64	Most Consecutive:	5	Total	Own Serve:	28	Most Consecutive:	6
		112	Opp. Serve:	48	GDO:	2	69	Opp. Serve:	41	GLL:	4
LIU Jia Left/Shakehand	AUT	1	0	1	0%	5	2	3	40%	45min	45min
		Points Won				Points Lost					
		Total	Own Serve:	24	Most Consecutive:	5	Total	Own Serve:	24	Most Consecutive:	5
		48	Opp. Serve:	24	GDO:	3	48	Opp. Serve:	24	GLL:	3
LIU Na Right/Shakehand	GBR	1	0	1	0%	3	0	3	0%	25min	25min
		Points Won				Points Lost					
		Total	Own Serve:	15	Most Consecutive:	3	Total	Own Serve:	12	Most Consecutive:	4
		24	Opp. Serve:	9	GDO:	0	33	Opp. Serve:	21	GLL:	1
MESHREF Dina Left/Shakehand	EGY	1	0	1	0%	3	0	3	0%	16min	16min
		Points Won				Points Lost					
		Total	Own Serve:	6	Most Consecutive:	2	Total	Own Serve:	16	Most Consecutive:	5
		12	Opp. Serve:	6	GDO:	0	33	Opp. Serve:	17	GLL:	0
MIAO Miao Right/Shakehand	AUS	1	0	1	0%	4	1	3	25%	35min	35min
		Points Won				Points Lost					
		Total	Own Serve:	19	Most Consecutive:	3	Total	Own Serve:	22	Most Consecutive:	5
		37	Opp. Serve:	18	GDO:	0	44	Opp. Serve:	22	GLL:	2
PARKER Joanna Right/Shakehand	GBR	1	0	1	0%	4	1	3	25%	49min	49min
		Points Won				Points Lost					
		Total	Own Serve:	17	Most Consecutive:	6	Total	Own Serve:	19	Most Consecutive:	8
		31	Opp. Serve:	14	GDO:	3	41	Opp. Serve:	22	GLL:	2
PARTYKA Natalia Left/Shakehand	POL	1	0	1	0%	3	0	3	0%	24min	24min
		Points Won				Points Lost					
		Total	Own Serve:	13	Most Consecutive:	3	Total	Own Serve:	13	Most Consecutive:	5
		21	Opp. Serve:	8	GDO:	0	33	Opp. Serve:	20	GLL:	2
RAMIREZ Sara Right/Shakehand	ESP	1	0	1	0%	4	1	3	25%	33min	33min
		Points Won				Points Lost					
		Total	Own Serve:	17	Most Consecutive:	5	Total	Own Serve:	21	Most Consecutive:	4
		33	Opp. Serve:	16	GDO:	0	41	Opp. Serve:	20	GLL:	1

LEGEND
GDO Greatest deficit overcome **GLL** Greatest lead lost **Opp.** Opponent's



Player Statistics

Statistiques du joueur

As of TUE 7 AUG 2012

Players	NOC	Matches				Games				Match Duration	
		Played	Won	Lost	%Won	Played	Won	Lost	%Won	All	Average
RI Myong Sun Right/Shakehand	PRK	2	1	1	50%	8	4	4	50%	1h25min	43min
		Points Won				Points Lost					
		Total	Own Serve: 43		Most Consecutive: 8		Total	Own Serve: 27		Most Consecutive: 6	
		73	Opp. Serve: 30		GDO: 2		69	Opp. Serve: 42		GLL: 3	
SEOK Hajung Right/Shakehand	KOR	3	1	2	33%	10	4	6	40%	1h23min	28min
		Points Won				Points Lost					
		Total	Own Serve: 52		Most Consecutive: 6		Total	Own Serve: 40		Most Consecutive: 7	
		87	Opp. Serve: 35		GDO: 1		94	Opp. Serve: 54		GLL: 3	
SHEN Yanfei Left/Shakehand	ESP	1	0	1	0%	3	0	3	0%	27min	27min
		Points Won				Points Lost					
		Total	Own Serve: 15		Most Consecutive: 4		Total	Own Serve: 14		Most Consecutive: 4	
		23	Opp. Serve: 8		GDO: 0		36	Opp. Serve: 22		GLL: 2	
SOLJA Amelie Right/Shakehand	AUT	1	1	0	100%	3	3	0	100%	24min	24min
		Points Won				Points Lost					
		Total	Own Serve: 24		Most Consecutive: 4		Total	Own Serve: 5		Most Consecutive: 4	
		35	Opp. Serve: 11		GDO: 3		23	Opp. Serve: 18		GLL: 0	
TIE Yana Right/Shakehand	HKG	2	1	1	50%	8	3	5	38%	1h17min	39min
		Points Won				Points Lost					
		Total	Own Serve: 36		Most Consecutive: 5		Total	Own Serve: 42		Most Consecutive: 5	
		73	Opp. Serve: 37		GDO: 3		84	Opp. Serve: 42		GLL: 3	
WANG Yuegu Right/Shakehand	SIN	3	2	1	67%	10	6	4	60%	1h20min	27min
		Points Won				Points Lost					
		Total	Own Serve: 54		Most Consecutive: 5		Total	Own Serve: 33		Most Consecutive: 8	
		84	Opp. Serve: 30		GDO: 2		86	Opp. Serve: 53		GLL: 2	
WU Jiaduo Right/Shakehand	GER	2	1	1	50%	8	5	3	63%	1h4min	32min
		Points Won				Points Lost					
		Total	Own Serve: 42		Most Consecutive: 6		Total	Own Serve: 33		Most Consecutive: 6	
		81	Opp. Serve: 39		GDO: 4		70	Opp. Serve: 37		GLL: 3	
ZHANG Lily Right/Shakehand	USA	1	0	1	0%	3	0	3	0%	21min	21min
		Points Won				Points Lost					
		Total	Own Serve: 12		Most Consecutive: 3		Total	Own Serve: 14		Most Consecutive: 5	
		17	Opp. Serve: 5		GDO: 0		33	Opp. Serve: 19		GLL: 1	

NOTES

The "Greatest deficit overcome" only applies when the player ends up winning the game and "Greatest lead lost" only when losing.

LEGEND

GDO Greatest deficit overcome **GLL** Greatest lead lost **Opp.** Opponent's



Tournament Statistics

Statistiques du tournoi

As of TUE 7 AUG 2012

Statistics		First Round	Quarter finals	Semi finals	Finals	Total
Team Matches	Total	8	4	2	2	16
	Match Margin: 3:0	6 75%	4 100%	2 100%	2 100%	14 88%
	3:1	2 25%				2 13%
	3:2					
	Invalid Results Mark					
	Duration: Total	12h15min	7h37min	2h53min	3h31min	26h16min
	Longest	2h16min	2h22min	1h31min	1h59min	2h22min
	Shortest	58min	1h42min	1h22min	1h32min	58min
	Average	1h32min	1h54min	1h27min	1h46min	1h39min
Matches	Total	26	12	6	6	50
	Game Margin: 3:0	20 77%	4 33%	5 83%	1 17%	30 60%
	3:1	4 15%	5 42%	1 17%	5 83%	15 30%
	3:2	2 8%	3 25%			5 10%
	Invalid Results Mark					
	Duration: Total	10h44min	7h2min	2h38min	3h11min	23h35min
	Longest	52min	51min	33min	46min	52min
	Shortest	15min	18min	20min	21min	15min
	Average	25min	35min	26min	32min	28min
Games	Total	86	47	19	23	175
	Point Margin 11					
	10	1 1%				1 1%
	9	5 6%		1 5%	1 4%	7 4%
	8	3 3%	1 2%	1 5%	1 4%	6 3%
	7	7 8%	7 15%	1 5%	3 13%	18 10%
	6	9 10%	3 6%	3 16%	4 17%	19 11%
	5	13 15%	2 4%	5 26%	5 22%	25 14%
	4	16 19%	7 15%	2 11%		25 14%
	3	15 17%	9 19%	2 11%	3 13%	29 17%
	2	17 20%	18 38%	4 21%	6 26%	45 26%
	Invalid Results Mark					
	Duration: Total	8h58min	5h34min	2h2min	2h43min	19h17min
	Longest	13min	11min	11min	14min	14min
	Shortest	3min	5min	4min	4min	3min
	Average	6min	7min	6min	7min	7min
Points	Total	1546	884	335	404	3169
	per game	17.98	18.81	17.63	17.57	18.11
	Most consecutive won	9	8	8	8	9
	Greatest deficit overcome	4	6	3	4	6
	Longest rally	93	53	48	31	93
	Average rally	6	7	6	6	6

NOTES

The "Greatest deficit overcome" only applies when the player/pair ends up winning the game.



Tournament Statistics

Statistiques du tournoi

As of WED 8 AUG 2012

Statistics		Fourth Round	Quarter finals	Semi finals	Finals	Total
Team Matches	Total	16	8	4	4	32
	Match Margin: 3:0	11 69%	6 75%	3 75%	3 75%	23 72%
	3:1	5 31%		1 25%	1 25%	7 22%
	3:2		2 25%			2 6%
	Invalid Results Mark					
	Duration: Total	25h59min	16h55min	7h33min	7h42min	58h9min
	Longest	2h42min	3h24min	2h36min	2h21min	3h24min
	Shortest	58min	1h12min	1h22min	1h32min	58min
	Average	1h37min	2h7min	1h53min	1h56min	1h49min
Matches	Total	53	28	13	13	107
	Game Margin: 3:0	36 68%	10 36%	7 54%	4 31%	57 53%
	3:1	12 23%	14 50%	4 31%	9 69%	39 36%
	3:2	5 9%	4 14%	2 15%		11 10%
	Invalid Results Mark					
	Duration: Total	23h11min	15h17min	6h47min	6h48min	52h3min
	Longest	52min	51min	44min	46min	52min
	Shortest	15min	18min	20min	20min	15min
	Average	26min	33min	31min	31min	29min
Games	Total	181	106	47	48	382
	Point Margin 11					
	10	1 1%	1 1%	1 2%		3 1%
	9	7 4%		2 4%	1 2%	10 3%
	8	9 5%	5 5%	3 6%	2 4%	19 5%
	7	12 7%	12 11%	2 4%	6 13%	32 8%
	6	23 13%	8 8%	8 17%	6 13%	45 12%
	5	26 14%	9 8%	8 17%	11 23%	54 14%
	4	25 14%	17 16%	4 9%	1 2%	47 12%
	3	34 19%	19 18%	8 17%	6 13%	67 18%
	2	44 24%	35 33%	11 23%	15 31%	105 27%
	Invalid Results Mark					
	Duration: Total	18h15min	12h7min	5h19min	5h24min	41h5min
	Longest	13min	13min	11min	14min	14min
	Shortest	3min	3min	4min	4min	3min
	Average	6min	7min	7min	7min	6min
Points	Total	3297	1972	832	862	6963
	per game	18.22	18.60	17.70	17.96	18.23
	Most consecutive won	9	10	10	8	10
	Greatest deficit overcome	5	6	4	5	6
	Longest rally	93	53	48	31	93
	Average rally	5	6	5	6	6

NOTES

The "Greatest deficit overcome" only applies when the player/pair ends up winning the game.



Table Tennis
Tennis de table

Men's Singles and Team
Simple et Par équipes hommes



Player Statistics

Statistiques du joueur

As of WED 8 AUG 2012

Players	NOC	Matches				Games				Match Duration	
		Played	Won	Lost	%Won	Played	Won	Lost	%Won	All	Average
ASSAR Omar Right/Shakehand	EGY	2	1	1	50%	9	4	5	44%	1h14min	37min
		Points Won				Points Lost					
		Total	Own Serve: 48		Most Consecutive: 4		Total	Own Serve: 41		Most Consecutive: 6	
		87	Opp. Serve: 39		GDO: 3		93	Opp. Serve: 52		GLL: 4	
BOLL Timo Left/Shakehand	GER	7	5	2	71%	27	18	9	67%	3h53min	33min
		Points Won				Points Lost					
		Total	Own Serve: 146		Most Consecutive: 10		Total	Own Serve: 112		Most Consecutive: 8	
		281	Opp. Serve: 135		GDO: 5		241	Opp. Serve: 129		GLL: 3	
CHEN Weixing Right/Shakehand	AUT	4	3	1	75%	16	11	5	69%	2h9min	32min
		Points Won				Points Lost					
		Total	Own Serve: 94		Most Consecutive: 7		Total	Own Serve: 56		Most Consecutive: 4	
		168	Opp. Serve: 74		GDO: 2		139	Opp. Serve: 83		GLL: 3	
DRINKHALL Paul Right/Shakehand	GBR	4	2	2	50%	17	9	8	53%	2h14min	34min
		Points Won				Points Lost					
		Total	Own Serve: 75		Most Consecutive: 6		Total	Own Serve: 85		Most Consecutive: 7	
		155	Opp. Serve: 80		GDO: 3		164	Opp. Serve: 79		GLL: 2	
FREITAS Marcos Left/Shakehand	POR	5	3	2	60%	20	11	9	55%	2h49min	34min
		Points Won				Points Lost					
		Total	Own Serve: 100		Most Consecutive: 6		Total	Own Serve: 83		Most Consecutive: 7	
		184	Opp. Serve: 84		GDO: 5		186	Opp. Serve: 103		GLL: 3	
GAO Ning Right/Shakehand	SIN	4	2	2	50%	15	8	7	53%	1h52min	28min
		Points Won				Points Lost					
		Total	Own Serve: 74		Most Consecutive: 7		Total	Own Serve: 61		Most Consecutive: 7	
		134	Opp. Serve: 60		GDO: 3		133	Opp. Serve: 72		GLL: 4	
GERELL Par Left/Shakehand	SWE	2	0	2	0%	12	5	7	42%	1h42min	51min
		Points Won				Points Lost					
		Total	Own Serve: 67		Most Consecutive: 6		Total	Own Serve: 49		Most Consecutive: 6	
		112	Opp. Serve: 45		GDO: 4		121	Opp. Serve: 72		GLL: 3	
HAN Justin Right/Shakehand	AUS	3	1	2	33%	13	4	9	31%	1h17min	26min
		Points Won				Points Lost					
		Total	Own Serve: 65		Most Consecutive: 10		Total	Own Serve: 52		Most Consecutive: 7	
		109	Opp. Serve: 44		GDO: 2		126	Opp. Serve: 74		GLL: 2	
HENZELL William Right/Shakehand	AUS	4	2	2	50%	21	11	10	52%	3h2min	46min
		Points Won				Points Lost					
		Total	Own Serve: 101		Most Consecutive: 4		Total	Own Serve: 102		Most Consecutive: 8	
		195	Opp. Serve: 94		GDO: 3		208	Opp. Serve: 106		GLL: 5	
HINSE Pierre-Luc Right/Shakehand	CAN	1	0	1	0%	7	3	4	43%	1h10min	1h10min
		Points Won				Points Lost					
		Total	Own Serve: 37		Most Consecutive: 5		Total	Own Serve: 38		Most Consecutive: 8	
		72	Opp. Serve: 35		GDO: 4		80	Opp. Serve: 42		GLL: 3	

LEGEND	GDO Greatest deficit overcome	GLL Greatest lead lost	Opp. Opponent's
---------------	--------------------------------------	-------------------------------	------------------------



Player Statistics

Statistiques du joueur

As of WED 8 AUG 2012

Players	NOC	Matches				Games				Match Duration	
		Played	Won	Lost	%Won	Played	Won	Lost	%Won	All	Average
HO Andre Right/Shakehand	CAN	2	0	2	0%	8	1	7	13%	57min	29min
		Points Won				Points Lost					
		Total	Own Serve:	27	Most Consecutive:	5	Total	Own Serve:	43	Most Consecutive:	6
		51	Opp. Serve:	24	GDO:	1	87	Opp. Serve:	44	GLL:	4
HOYAMA Hugo Left/Penholder	BRA	2	0	2	0%	11	4	7	36%	1h14min	37min
		Points Won				Points Lost					
		Total	Own Serve:	54	Most Consecutive:	5	Total	Own Serve:	46	Most Consecutive:	7
		89	Opp. Serve:	35	GDO:	2	112	Opp. Serve:	66	GLL:	2
JIANG Tianyi Left/Shakehand	HKG	7	3	4	43%	32	14	18	44%	4h28min	38min
		Points Won				Points Lost					
		Total	Own Serve:	168	Most Consecutive:	7	Total	Own Serve:	132	Most Consecutive:	8
		292	Opp. Serve:	124	GDO:	3	311	Opp. Serve:	179	GLL:	5
JOO Saehyuk Right/Shakehand	KOR	6	3	3	50%	24	13	11	54%	3h47min	38min
		Points Won				Points Lost					
		Total	Own Serve:	123	Most Consecutive:	7	Total	Own Serve:	104	Most Consecutive:	5
		239	Opp. Serve:	116	GDO:	4	215	Opp. Serve:	111	GLL:	3
KIM Hyok Bong Right/Shakehand	PRK	5	3	2	60%	26	16	10	62%	3h37min	43min
		Points Won				Points Lost					
		Total	Own Serve:	136	Most Consecutive:	7	Total	Own Serve:	114	Most Consecutive:	6
		261	Opp. Serve:	125	GDO:	5	241	Opp. Serve:	127	GLL:	3
KIM Song Nam Right/Shakehand	PRK	2	1	1	50%	11	7	4	64%	1h23min	42min
		Points Won				Points Lost					
		Total	Own Serve:	62	Most Consecutive:	6	Total	Own Serve:	37	Most Consecutive:	4
		114	Opp. Serve:	52	GDO:	3	80	Opp. Serve:	43	GLL:	2
KISHIKAWA Seiya Right/Shakehand	JPN	4	2	2	50%	20	9	11	45%	2h46min	42min
		Points Won				Points Lost					
		Total	Own Serve:	93	Most Consecutive:	8	Total	Own Serve:	87	Most Consecutive:	8
		170	Opp. Serve:	77	GDO:	4	191	Opp. Serve:	104	GLL:	5
LASHIN EI-Sayed Right/Shakehand	EGY	4	2	2	50%	23	10	13	43%	3h3min	46min
		Points Won				Points Lost					
		Total	Own Serve:	121	Most Consecutive:	6	Total	Own Serve:	89	Most Consecutive:	6
		204	Opp. Serve:	83	GDO:	3	224	Opp. Serve:	135	GLL:	6
MIZUTANI Jun Left/Shakehand	JPN	5	4	1	80%	20	13	7	65%	2h44min	33min
		Points Won				Points Lost					
		Total	Own Serve:	110	Most Consecutive:	6	Total	Own Serve:	70	Most Consecutive:	7
		191	Opp. Serve:	81	GDO:	3	165	Opp. Serve:	95	GLL:	2
MONTEIRO Joao Left/Shakehand	POR	3	1	2	33%	14	6	8	43%	1h57min	39min
		Points Won				Points Lost					
		Total	Own Serve:	65	Most Consecutive:	8	Total	Own Serve:	62	Most Consecutive:	7
		128	Opp. Serve:	63	GDO:	2	126	Opp. Serve:	64	GLL:	1

LEGEND	GDO Greatest deficit overcome	GLL Greatest lead lost	Opp. Opponent's
---------------	--------------------------------------	-------------------------------	------------------------



Player Statistics

Statistiques du joueur

As of WED 8 AUG 2012

Players	NOC	Matches				Games				Match Duration	
		Played	Won	Lost	%Won	Played	Won	Lost	%Won	All	Average
OH Sangeun	KOR	4	2	2	50%	15	8	7	53%	1h51min	28min
Right/Shakehand		Points Won				Points Lost					
		Total	Own Serve: 86		Most Consecutive: 7		Total	Own Serve: 53		Most Consecutive: 8	
		144	Opp. Serve: 58		GDO: 3		136	Opp. Serve: 83		GLL: 4	
OVTCHAROV Dimitrij	GER	9	7	2	78%	42	27	15	64%	6h40min	44min
Right/Shakehand		Points Won				Points Lost					
		Total	Own Serve: 239		Most Consecutive: 7		Total	Own Serve: 171		Most Consecutive: 10	
		426	Opp. Serve: 187		GDO: 5		387	Opp. Serve: 216		GLL: 3	
PERSSON Jorgen	SWE	4	2	2	50%	16	7	9	44%	2h16min	34min
Right/Shakehand		Points Won				Points Lost					
		Total	Own Serve: 83		Most Consecutive: 5		Total	Own Serve: 75		Most Consecutive: 7	
		152	Opp. Serve: 69		GDO: 4		160	Opp. Serve: 85		GLL: 4	
SCHLAGER Werner	AUT	4	2	2	50%	17	8	9	47%	2h30min	38min
Right/Shakehand		Points Won				Points Lost					
		Total	Own Serve: 94		Most Consecutive: 5		Total	Own Serve: 66		Most Consecutive: 10	
		154	Opp. Serve: 60		GDO: 5		164	Opp. Serve: 98		GLL: 4	
SHIBAEV Alexander	RUS	2	0	2	0%	10	3	7	30%	1h34min	47min
Right/Shakehand		Points Won				Points Lost					
		Total	Own Serve: 43		Most Consecutive: 5		Total	Own Serve: 49		Most Consecutive: 8	
		80	Opp. Serve: 37		GDO: 3		103	Opp. Serve: 54		GLL: 1	
SMIRNOV Alexey	RUS	3	1	2	33%	12	5	7	42%	1h33min	31min
Right/Shakehand		Points Won				Points Lost					
		Total	Own Serve: 63		Most Consecutive: 9		Total	Own Serve: 46		Most Consecutive: 6	
		111	Opp. Serve: 48		GDO: 1		108	Opp. Serve: 62		GLL: 3	
TANG Peng	HKG	6	3	3	50%	27	15	12	56%	3h32min	35min
Right/Shakehand		Points Won				Points Lost					
		Total	Own Serve: 136		Most Consecutive: 9		Total	Own Serve: 113		Most Consecutive: 6	
		259	Opp. Serve: 123		GDO: 3		240	Opp. Serve: 127		GLL: 4	
TSUBOI Gustavo	BRA	1	0	1	0%	6	2	4	33%	56min	56min
Left/Shakehand		Points Won				Points Lost					
		Total	Own Serve: 39		Most Consecutive: 4		Total	Own Serve: 24		Most Consecutive: 4	
		63	Opp. Serve: 24		GDO: 0		61	Opp. Serve: 37		GLL: 2	
WANG Hao	CHN	6	5	1	83%	27	20	7	74%	3h53min	39min
Right/Penholder		Points Won				Points Lost					
		Total	Own Serve: 152		Most Consecutive: 8		Total	Own Serve: 97		Most Consecutive: 5	
		286	Opp. Serve: 134		GDO: 4		214	Opp. Serve: 117		GLL: 5	
YANG Zi	SIN	1	0	1	0%	5	1	4	20%	36min	36min
Left/Shakehand		Points Won				Points Lost					
		Total	Own Serve: 20		Most Consecutive: 4		Total	Own Serve: 25		Most Consecutive: 6	
		42	Opp. Serve: 22		GDO: 0		48	Opp. Serve: 23		GLL: 2	

LEGEND	GDO Greatest deficit overcome	GLL Greatest lead lost	Opp. Opponent's
---------------	--------------------------------------	-------------------------------	------------------------



Table Tennis
Tennis de table

Men's Singles and Team
Simple et Par équipes hommes



Player Statistics

Statistiques du joueur

As of WED 8 AUG 2012

Players	NOC	Matches				Games				Match Duration	
		Played	Won	Lost	%Won	Played	Won	Lost	%Won	All	Average
ZHANG Jike	CHN	9	8	1	89%	40	30	10	75%	6h0min	40min
Right/Shakehand		Points Won					Points Lost				
		Total	Own Serve:	218	Most Consecutive:	7	Total	Own Serve:	156	Most Consecutive:	6
		413	Opp. Serve:	195	GDO:	5	329	Opp. Serve:	173	GLL:	2

NOTES

The "Greatest deficit overcome" only applies when the player ends up winning the game and "Greatest lead lost" only when losing.

LEGEND

GDO Greatest deficit overcome **GLL** Greatest lead lost **Opp.** Opponent's



Player Statistics

Statistiques du joueur

As of TUE 7 AUG 2012

Players	NOC	Matches				Games				Match Duration	
		Played	Won	Lost	%Won	Played	Won	Lost	%Won	All	Average
DING Ning Left/Shakehand	CHN	8	7	1	88%	34	26	8	76%	4h57min	37min
		Points Won				Points Lost					
		Total	Own Serve:	187	Most Consecutive:	9	Total	Own Serve:	123	Most Consecutive:	7
		356	Opp. Serve:	169	GDO:	4	264	Opp. Serve:	141	GLL:	4
ELDAWLATLY Nadeen Right/Shakehand	EGY	2	0	2	0%	7	0	7	0%	41min	21min
		Points Won				Points Lost					
		Total	Own Serve:	23	Most Consecutive:	4	Total	Own Serve:	39	Most Consecutive:	7
		47	Opp. Serve:	24	GDO:	0	77	Opp. Serve:	38	GLL:	5
FENG Tianwei Right/Shakehand	SIN	10	7	3	70%	47	30	17	64%	6h58min	42min
		Points Won				Points Lost					
		Total	Own Serve:	249	Most Consecutive:	7	Total	Own Serve:	189	Most Consecutive:	10
		470	Opp. Serve:	221	GDO:	5	411	Opp. Serve:	222	GLL:	4
FUKUHARA Ai Right/Shakehand	JPN	7	5	2	71%	30	18	12	60%	4h8min	35min
		Points Won				Points Lost					
		Total	Own Serve:	130	Most Consecutive:	8	Total	Own Serve:	136	Most Consecutive:	6
		275	Opp. Serve:	145	GDO:	4	262	Opp. Serve:	126	GLL:	4
HSING Ariel Right/Shakehand	USA	4	2	2	50%	19	10	9	53%	2h16min	34min
		Points Won				Points Lost					
		Total	Own Serve:	92	Most Consecutive:	5	Total	Own Serve:	82	Most Consecutive:	8
		176	Opp. Serve:	84	GDO:	4	174	Opp. Serve:	92	GLL:	3
ISHIKAWA Kasumi Left/Shakehand	JPN	8	5	3	63%	36	19	17	53%	4h34min	34min
		Points Won				Points Lost					
		Total	Own Serve:	185	Most Consecutive:	10	Total	Own Serve:	148	Most Consecutive:	7
		336	Opp. Serve:	151	GDO:	3	325	Opp. Serve:	177	GLL:	4
JIANG Huajun Right/Shakehand	HKG	5	2	3	40%	22	10	12	45%	3h0min	36min
		Points Won				Points Lost					
		Total	Own Serve:	111	Most Consecutive:	7	Total	Own Serve:	85	Most Consecutive:	9
		186	Opp. Serve:	75	GDO:	5	207	Opp. Serve:	122	GLL:	6
KIM Jong Left/Shakehand	PRK	4	2	2	50%	18	10	8	56%	2h17min	34min
		Points Won				Points Lost					
		Total	Own Serve:	94	Most Consecutive:	5	Total	Own Serve:	69	Most Consecutive:	6
		164	Opp. Serve:	70	GDO:	5	160	Opp. Serve:	91	GLL:	4
KIM Kyungah Right/Shakehand	KOR	7	4	3	57%	31	17	14	55%	5h0min	43min
		Points Won				Points Lost					
		Total	Own Serve:	164	Most Consecutive:	10	Total	Own Serve:	119	Most Consecutive:	7
		302	Opp. Serve:	138	GDO:	6	262	Opp. Serve:	143	GLL:	5
KUMAHARA Caroline Right/Shakehand	BRA	3	1	2	33%	11	4	7	36%	56min	19min
		Points Won				Points Lost					
		Total	Own Serve:	40	Most Consecutive:	11	Total	Own Serve:	42	Most Consecutive:	6
		81	Opp. Serve:	41	GDO:	1	85	Opp. Serve:	43	GLL:	4

LEGEND	GDO Greatest deficit overcome	GLL Greatest lead lost	Opp. Opponent's
---------------	--------------------------------------	-------------------------------	------------------------



Player Statistics
Statistiques du joueur

As of TUE 7 AUG 2012

Players	NOC	Matches				Games				Match Duration	
		Played	Won	Lost	%Won	Played	Won	Lost	%Won	All	Average
LAY Jian Fang Right/Penholder	AUS	3	1	2	33%	15	7	8	47%	1h49min	36min
		Points Won				Points Lost					
		Total	Own Serve: 65		Most Consecutive: 10		Total	Own Serve: 67		Most Consecutive: 8	
		133	Opp. Serve: 68		GDO: 5		128	Opp. Serve: 61		GLL: 6	
LI Jiao Left/Penholder	NED	5	3	2	60%	20	11	9	55%	2h49min	34min
		Points Won				Points Lost					
		Total	Own Serve: 114		Most Consecutive: 7		Total	Own Serve: 68		Most Consecutive: 7	
		195	Opp. Serve: 81		GDO: 2		170	Opp. Serve: 102		GLL: 5	
LI Jie Right/Shakehand	NED	4	2	2	50%	20	11	9	55%	3h13min	48min
		Points Won				Points Lost					
		Total	Own Serve: 91		Most Consecutive: 7		Total	Own Serve: 94		Most Consecutive: 6	
		193	Opp. Serve: 102		GDO: 4		182	Opp. Serve: 88		GLL: 2	
LI Qian Right/Shakehand	POL	3	2	1	67%	14	8	6	57%	2h2min	41min
		Points Won				Points Lost					
		Total	Own Serve: 83		Most Consecutive: 7		Total	Own Serve: 53		Most Consecutive: 10	
		143	Opp. Serve: 60		GDO: 4		132	Opp. Serve: 79		GLL: 3	
LI Qiangbing Right/Shakehand	AUT	3	1	2	33%	14	6	8	43%	1h40min	33min
		Points Won				Points Lost					
		Total	Own Serve: 68		Most Consecutive: 5		Total	Own Serve: 65		Most Consecutive: 6	
		128	Opp. Serve: 60		GDO: 4		139	Opp. Serve: 74		GLL: 3	
LI Xiaoxia Right/Shakehand	CHN	8	8	0	100%	35	29	6	83%	5h15min	39min
		Points Won				Points Lost					
		Total	Own Serve: 217		Most Consecutive: 8		Total	Own Serve: 103		Most Consecutive: 6	
		375	Opp. Serve: 158		GDO: 5		259	Opp. Serve: 156		GLL: 4	
LIU Jia Left/Shakehand	AUT	3	1	2	33%	16	7	9	44%	2h14min	45min
		Points Won				Points Lost					
		Total	Own Serve: 80		Most Consecutive: 7		Total	Own Serve: 66		Most Consecutive: 6	
		145	Opp. Serve: 65		GDO: 3		147	Opp. Serve: 81		GLL: 3	
MESHREF Dina Left/Shakehand	EGY	4	2	2	50%	21	9	12	43%	2h6min	32min
		Points Won				Points Lost					
		Total	Own Serve: 92		Most Consecutive: 6		Total	Own Serve: 101		Most Consecutive: 7	
		180	Opp. Serve: 88		GDO: 4		203	Opp. Serve: 102		GLL: 4	
MIAO Miao Right/Shakehand	AUS	3	1	2	33%	14	5	9	36%	1h49min	36min
		Points Won				Points Lost					
		Total	Own Serve: 61		Most Consecutive: 7		Total	Own Serve: 72		Most Consecutive: 5	
		121	Opp. Serve: 60		GDO: 3		141	Opp. Serve: 69		GLL: 3	
PARKER Joanna Right/Shakehand	GBR	3	1	2	33%	13	6	7	46%	1h49min	36min
		Points Won				Points Lost					
		Total	Own Serve: 51		Most Consecutive: 6		Total	Own Serve: 62		Most Consecutive: 9	
		105	Opp. Serve: 54		GDO: 4		118	Opp. Serve: 56		GLL: 2	

LEGEND
GDO Greatest deficit overcome **GLL** Greatest lead lost **Opp.** Opponent's



Player Statistics
Statistiques du joueur

As of TUE 7 AUG 2012

Players	NOC	Matches				Games				Match Duration	
		Played	Won	Lost	%Won	Played	Won	Lost	%Won	All	Average
PARTYKA Natalia Left/Shakehand	POL	3	1	2	33%	16	6	10	38%	2h38min	53min
		Points Won				Points Lost					
		Total	Own Serve:	79	Most Consecutive:	6	Total	Own Serve:	81	Most Consecutive:	8
		150	Opp. Serve:	71	GDO:	4	162	Opp. Serve:	81	GLL:	4
RAMIREZ Sara Right/Shakehand	ESP	3	1	2	33%	14	6	8	43%	1h57min	39min
		Points Won				Points Lost					
		Total	Own Serve:	60	Most Consecutive:	9	Total	Own Serve:	69	Most Consecutive:	5
		129	Opp. Serve:	69	GDO:	3	132	Opp. Serve:	63	GLL:	3
RI Myong Sun Right/Shakehand	PRK	3	1	2	33%	14	6	8	43%	2h30min	50min
		Points Won				Points Lost					
		Total	Own Serve:	68	Most Consecutive:	8	Total	Own Serve:	55	Most Consecutive:	8
		124	Opp. Serve:	56	GDO:	2	126	Opp. Serve:	71	GLL:	3
SHEN Yanfei Left/Shakehand	ESP	3	1	2	33%	12	5	7	42%	1h45min	35min
		Points Won				Points Lost					
		Total	Own Serve:	64	Most Consecutive:	6	Total	Own Serve:	44	Most Consecutive:	5
		108	Opp. Serve:	44	GDO:	2	107	Opp. Serve:	63	GLL:	3
SILBEREISEN Kristin Right/Shakehand	GER	2	1	1	50%	11	6	5	55%	1h30min	45min
		Points Won				Points Lost					
		Total	Own Serve:	49	Most Consecutive:	9	Total	Own Serve:	52	Most Consecutive:	8
		107	Opp. Serve:	58	GDO:	2	97	Opp. Serve:	45	GLL:	2
SILVA Ligia Right/Shakehand	BRA	2	1	1	50%	9	5	4	56%	44min	22min
		Points Won				Points Lost					
		Total	Own Serve:	38	Most Consecutive:	7	Total	Own Serve:	33	Most Consecutive:	10
		67	Opp. Serve:	29	GDO:	3	70	Opp. Serve:	37	GLL:	3
TIE Yana Right/Shakehand	HKG	3	1	2	33%	14	5	9	36%	2h1min	40min
		Points Won				Points Lost					
		Total	Own Serve:	68	Most Consecutive:	8	Total	Own Serve:	66	Most Consecutive:	5
		129	Opp. Serve:	61	GDO:	3	139	Opp. Serve:	73	GLL:	4
WANG Yuegu Right/Shakehand	SIN	6	4	2	67%	26	15	11	58%	3h21min	34min
		Points Won				Points Lost					
		Total	Own Serve:	131	Most Consecutive:	6	Total	Own Serve:	102	Most Consecutive:	8
		227	Opp. Serve:	96	GDO:	5	233	Opp. Serve:	131	GLL:	2
WU Jiaduo Right/Shakehand	GER	4	2	2	50%	20	11	9	55%	2h41min	40min
		Points Won				Points Lost					
		Total	Own Serve:	104	Most Consecutive:	6	Total	Own Serve:	85	Most Consecutive:	6
		191	Opp. Serve:	87	GDO:	4	187	Opp. Serve:	102	GLL:	3
ZHANG Lily Right/Shakehand	USA	2	0	2	0%	7	0	7	0%	46min	23min
		Points Won				Points Lost					
		Total	Own Serve:	27	Most Consecutive:	3	Total	Own Serve:	33	Most Consecutive:	5
		43	Opp. Serve:	16	GDO:	0	77	Opp. Serve:	44	GLL:	1

NOTES
The "Greatest deficit overcome" only applies when the player ends up winning the game and "Greatest lead lost" only when losing.

LEGEND
GDO Greatest deficit overcome GLL Greatest lead lost Opp. Opponent's



ExCeL - North Arena 1
ExCeL - North Arena 1

Table Tennis
Tennis de table
Women's Team
Par équipes femmes



Official Communication

Communiqué officiel

Item: 1

Late athlete replacement - Women's Team (KOR)

Due to injury PARK Miyoung (KOR) has been replaced in the Women's Team event by DANG Yeseo (KOR).

Issued by: Graeme Ireland, Technical Delegate ITTF
Time: 13:30
Date: 4 AUG 2012

This decision affects:

Results
Schedule
Other

X



Official Communication

Communiqué officiel

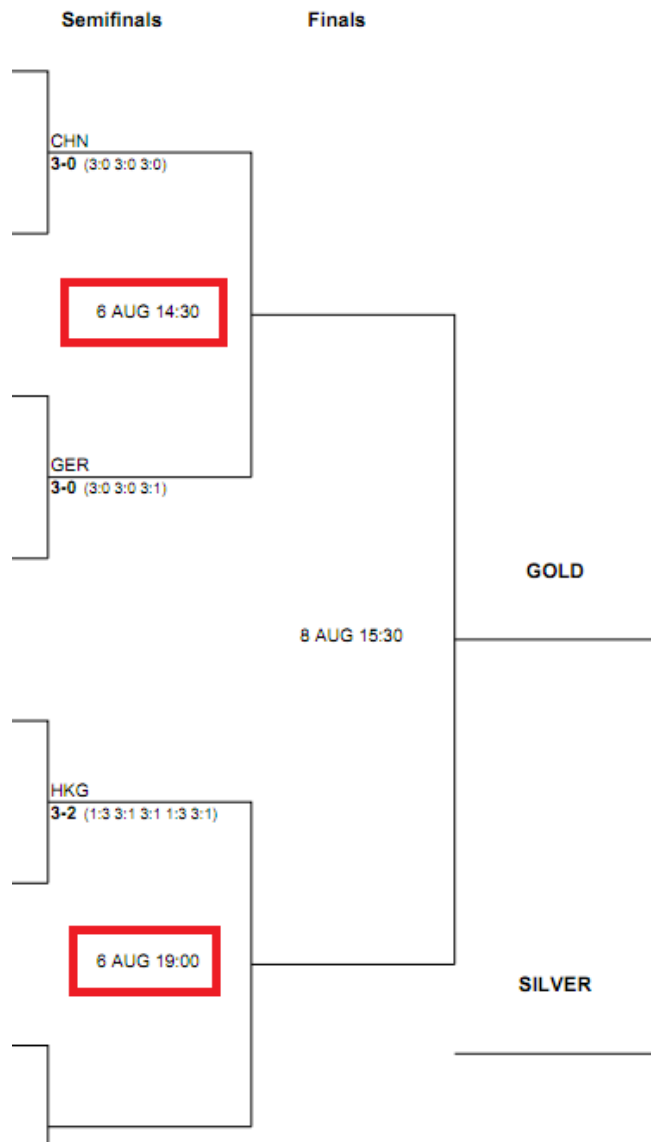
Item: 2

Start times for Men's Team Semifinals

Summary:

Due to a late TV request, the start times for the Men's Team semifinal between CHN and GER has been changed to 14:30. The other semifinal between HKG and the winner of POR vs KOR will start at 19:00.

Details:



Issued by: Graeme Ireland, Technical Delegate ITTF
Time: 17:55
Date: 5 AUG 2012

This decision affects: Results
Schedule
Other

X

