

# University of Pittsburgh

## Fact Book 2013



# **General Information**

## Mission Statement

The University of Pittsburgh, founded in 1787, is one of the oldest institutions of higher education in the United States. As one of the nation's distinguished comprehensive universities, the resources of the University constitute an invaluable asset for the intellectual, economic, and social enrichment of Pennsylvania, while the international prestige of the University enhances the image of Pennsylvania throughout the world.

The University's mission is to:

- provide high-quality undergraduate programs in the arts and sciences and professional fields, with emphasis upon those of special benefit to the citizens of Pennsylvania;
- offer superior graduate programs in the arts and sciences and the professions that respond to the needs of Pennsylvania, as well as to the broader needs of the nation and the world;
- engage in research, artistic, and scholarly activities that advance learning through the extension of the frontiers of knowledge and creative endeavor;
- cooperate with industrial and governmental institutions to transfer knowledge in science, technology, and health care;
- offer continuing education programs adapted to the personal enrichment, professional upgrading, and career advancement interests and needs of adult Pennsylvanians; and
- make available to local communities and public agencies the expertise of the University in ways that are consistent with the primary teaching and research functions and contribute to social, intellectual, and economic development in the Commonwealth, the nation, and the world.

The trustees, faculty, staff, students, and administration of the University are dedicated to accomplishing this mission, to which they pledge their individual and collective efforts, determined that the University shall continue to be counted among the prominent institutions of higher education throughout the world.

## Member Institutions of the Association of American Universities

The University of Pittsburgh is a member of the Association of American Universities (AAU), a prestigious organization of 62 preeminent doctorate-granting research institutions in the United States and Canada. The University identifies the AAU as an appropriate peer group for statistical and policy comparisons. The following table provides an alphabetical listing of the 36 public and 26 private universities that comprise the membership of the organization. The table also indicates the state or country in which each institution is located (the abbreviation CN denotes the two Canadian schools), along with the year of admission to the AAU.

---

### AAU Member Institutions: Public

Georgia Institute of Technology ..... GA.....2010	University of California, Santa Barbara ..... CA ..... 1995
Indiana University..... IN ..... 1909	University of Colorado..... CO..... 1966
Iowa State University ..... IA..... 1958	University of Florida..... FL..... 1985
McGill University ..... CN..... 1926	University of Illinois..... IL ..... 1908
Michigan State University..... MI ..... 1964	University of Iowa ..... IA..... 1909
Ohio State University ..... OH..... 1916	University of Kansas..... KS ..... 1909
Pennsylvania State University..... PA ..... 1958	University of Maryland..... MD..... 1969
Purdue University..... IN ..... 1958	University of Michigan ..... MI ..... 1900
Rutgers, The State University of New Jersey.. NJ..... 1989	University of Minnesota ..... MN..... 1908
Stony Brook University - SUNY <sup>1</sup> ..... NY .....2001	University of Missouri ..... MO ..... 1908
Texas A&M University ..... TX .....2001	University of North Carolina ..... NC..... 1922
University at Buffalo - SUNY <sup>1</sup> ..... NY ..... 1989	University of Oregon..... OR..... 1969
University of Arizona ..... AR ..... 1985	University of Pittsburgh ..... PA ..... 1974
University of California, Berkeley ..... CA..... 1900	University of Texas..... TX..... 1929
University of California, Davis ..... CA..... 1996	University of Toronto ..... CN..... 1926
University of California, Irvine ..... CA..... 1996	University of Virginia..... VA ..... 1904
University of California, Los Angeles ..... CA ..... 1974	University of Washington ..... WA ..... 1950
University of California, San Diego ..... CA..... 1982	University of Wisconsin ..... WI..... 1900

---

### AAU Member Institutions: Private

Brandeis University ..... MA..... 1985	New York University ..... NY ..... 1950
Boston University ..... MA.....2012	Northwestern University ..... IL ..... 1917
Brown University ..... RI ..... 1933	Princeton University ..... NJ..... 1900
California Institute of Technology..... CA..... 1934	Rice University ..... TX..... 1985
Carnegie Mellon University ..... PA ..... 1982	Stanford University..... CA ..... 1900
Case Western Reserve University ..... OH..... 1969	Tulane University..... LA..... 1958
Columbia University ..... NY ..... 1900	University of Chicago ..... IL ..... 1900
Cornell University ..... NY ..... 1900	University of Pennsylvania ..... PA ..... 1900
Duke University ..... NC..... 1938	University of Rochester ..... NY ..... 1941
Emory University ..... GA..... 1995	University of Southern California ..... CA ..... 1969
Harvard University..... MA..... 1900	Vanderbilt University ..... TN ..... 1950
Johns Hopkins University..... MD ..... 1900	Washington University ..... MO ..... 1923
Massachusetts Institute of Technology ..... MA..... 1934	Yale University ..... CT ..... 1900

<sup>1</sup>State University of New York.

## Academic Structure and School Name Abbreviations

The following is a list of schools at the University of Pittsburgh, along with abbreviations for each unit. These abbreviations are those which are referenced in the tables and charts presented in the *Fact Book*.

School	Abbreviation
--------	--------------

### Pittsburgh Campus

Kenneth P. Dietrich School of Arts and Sciences.....	Dietrich School of Arts and Sciences
College of General Studies <sup>1</sup> .....	General Studies
University Honors College .....	Honors College
Joseph M. Katz Graduate School of Business .....	Katz Graduate School of Business
College of Business Administration <sup>2</sup> .....	College of Business Administration
School of Education .....	Education
Swanson School of Engineering.....	Swanson School of Engineering
School of Law .....	Law
Graduate School of Public and International Affairs .....	Public and International Affairs
School of Social Work .....	Social Work
School of Information Sciences .....	Information Sciences
School of Dental Medicine .....	Dental Medicine
School of Nursing .....	Nursing
School of Pharmacy.....	Pharmacy
Graduate School of Public Health.....	Public Health
School of Medicine .....	Medicine
School of Health and Rehabilitation Sciences .....	Health and Rehabilitation Sciences

### Regional Campuses

University of Pittsburgh at Johnstown.....	Johnstown
University of Pittsburgh at Greensburg.....	Greensburg
University of Pittsburgh at Titusville .....	Titusville
University of Pittsburgh at Bradford .....	Bradford

### Other Special Academic Unit Designations

University Center for International Studies <sup>3</sup> .....	International Studies
University Center for Social and Urban Research <sup>4</sup> .....	Social and Urban Research

<sup>1</sup>The Kenneth P. Dietrich School of Arts and Sciences oversees the administration of the College of General Studies.

<sup>2</sup>The Joseph M. Katz Graduate School of Business oversees the administration of the College of Business Administration.

<sup>3</sup>Certificate programs in international studies are administered through this center.

<sup>4</sup>The University Center for Social and Urban Research offers a certificate program in Gerontology.

## Specialized Accreditations by School, Program, and Accrediting Agency

The University of Pittsburgh is institutionally accredited by the Middle States Association of Colleges and Schools, Commission on Higher Education. The following table displays a list of specialized accreditations.

School and Program	Accrediting Agency
--------------------	--------------------

### Dietrich School of Arts and Sciences

Baccalaureate degree program in <b>Chemistry</b> .....	American Chemical Society
Doctoral program in <b>Clinical Psychology</b> .....	American Psychological Association, Committee on Accreditation
Baccalaureate degree program in <b>Computer Engineering</b> .....	Accreditation Board for Engineering and Technology, Inc.
Baccalaureate, master's, and doctoral degree programs in <b>Theatre Arts</b> .....	National Association of Schools of Theatre
English Language Institute .....	Commission on English Language Accreditation

### Katz Graduate School of Business and College of Business Administration

Baccalaureate and master's degree programs in <b>Business</b> .....	American Assembly of Collegiate Schools of Business International: The Association to Advance Collegiate Schools of Business
---	---

### Education

Teacher certification programs in: <b>Orientation and Mobility (for Visually Impaired) and Teacher of the Visually Impaired</b> .....	Association for Education and Rehabilitation of the Blind and Visually Impaired
<b>Board Certified Behavior Analyst</b> .....	Behavior Analyst Certification Board
Teacher certification programs in: <b>Master of Arts in Teaching, Fifth-Year Teacher Certification Programs, K-12 Principal Certification, Superintendent's Letter of Eligibility, Mental and Physical Disabilities, Supervisor Of Special Education, Reading Specialist, PreK-4, Early Childhood and Special Education, Supervisor of Curriculum and Instruction</b> .....	Pennsylvania Department of Education
Teacher certification programs in: <b>Fifth-Year Teacher Certification Programs, K-12 Educational Administration Programs</b> .....	Pennsylvania Department of Education

### Swanson School of Engineering

Baccalaureate degree programs in: <b>Bioengineering, Chemical Engineering, Civil Engineering, Computer Engineering, Electrical Engineering, Engineering Physics, Industrial Engineering, Materials Science and Engineering, Mechanical Engineering, Metallurgical Engineering, the Cooperative Engineering Education Program (excluding Engineering Physics within this Program), and Engineering Science</b> .....	Accreditation Board for Engineering and Technology, Inc.
---	--

### Law

First professional degree program in <b>Law</b> .....	American Bar Association, Council of the Section of Legal Education and Admissions to the Bar
---	---

### Public and International Affairs

Master's degree program in <b>Public Administration</b> .....	National Association of Schools of Public Affairs and Administration, Commission on Peer Review and Accreditation
Master's degree program in <b>International Development</b> .....	National Association of Schools of Public Affairs and Administration, Commission on Peer Review and Accreditation

### Social Work

Baccalaureate and master's degree programs in <b>Social Work</b> .....	Council on Social Work Education, Commission on Accreditation
--	---

## Specialized Accreditations by School, Program, and Accrediting Agency (continued)

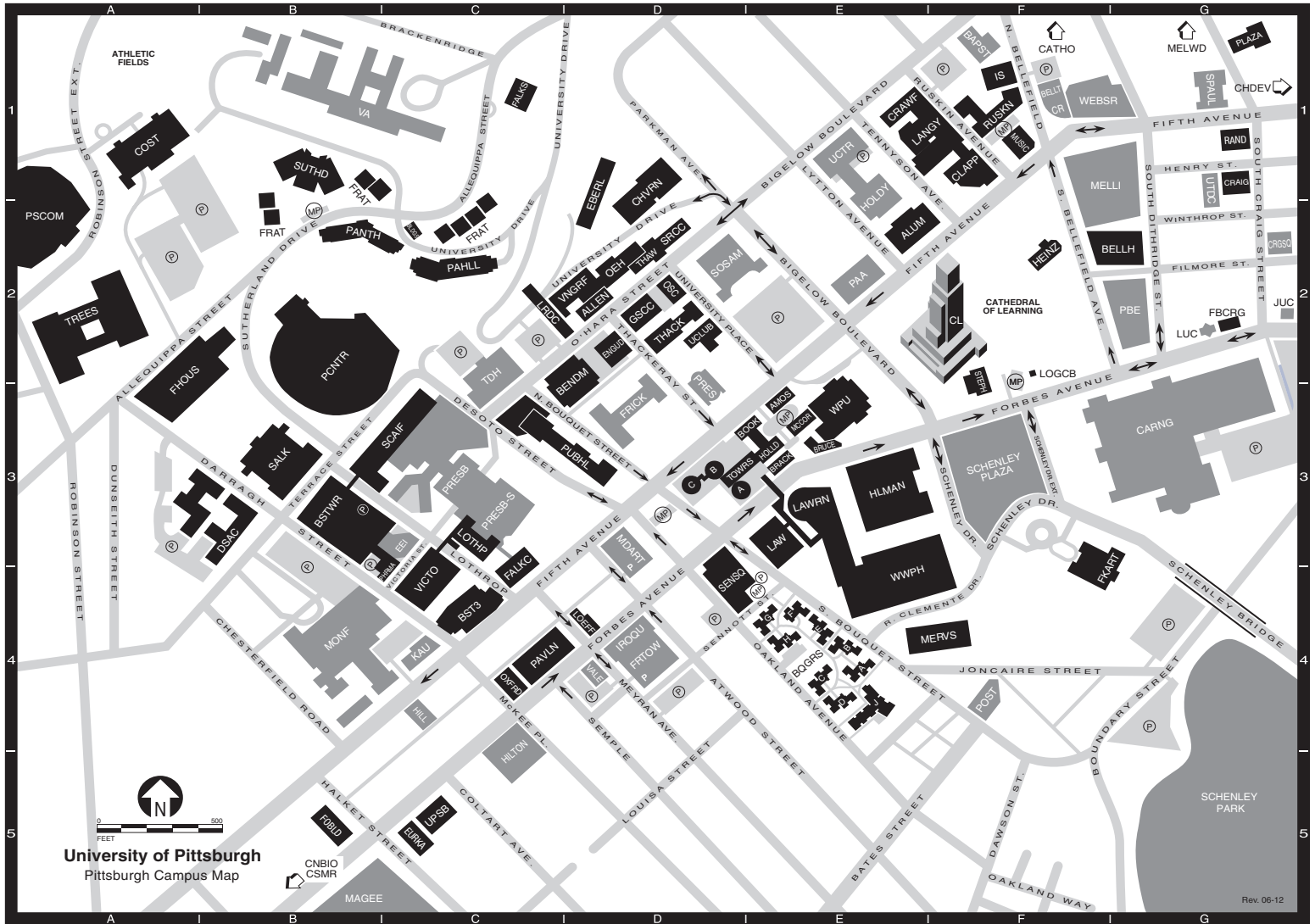
School and Program	Accrediting Agency
<b>Information Sciences</b>	
Master's degree program in <b>Library and Information Science</b> .....	American Library Association, Committee on Accreditation
Teacher certification in the <b>Library Science K-12 Teacher Certification Program</b> .....	Pennsylvania Department of Education (conducted through the University's School of Education)
<hr/>	
<b>Dental Medicine</b>	
First professional degree program in <b>Dental Medicine</b> , and the certificate program in <b>Dental Hygiene and Dental Specialties</b> .....	American Dental Association, Commission on Dental Accreditation
<hr/>	
<b>Nursing</b>	
Baccalaureate and master's and Doctorate degree programs in <b>Nursing</b> .....	Commission on Collegiate Nursing Education
Master's degree program in <b>Nurse Anesthesia</b> .....	American Association of Nurse Anesthetists, Council on Accreditation of Nurse Anesthesia Education Programs
Continuing education programs in <b>Nursing</b> .....	American Nurses Credentialing Center Pennsylvania State Nurses Association
<b>School Nurse</b> certification program .....	Pennsylvania Department of Education
<hr/>	
<b>Pharmacy</b>	
First professional degree program in <b>Pharmacy</b> .....	Accreditation Council for Pharmacy Education
<hr/>	
<b>Public Health</b>	
All master's and doctoral degree programs in <b>Public Health</b> .....	Council on Education for Public Health
Master's degree program in <b>Genetic Counseling</b> .....	American Board of Genetic Counseling
Master's degree program in <b>Health Administration</b> .....	Commission on Accreditation of Healthcare Management Education
Master's degree and doctoral degree programs in <b>Medical Genetics</b> .....	American Board of Medical Genetics
<hr/>	
<b>Medicine</b>	
First professional degree program in <b>Medicine</b> .....	Liaison Committee on Medical Education of the Council on Medical Education of the American Medical Association and the Association of American Medical Colleges
<hr/>	
<b>Health and Rehabilitation Sciences</b>	
Baccalaureate degree program in <b>Athletic Training</b> .....	Commission on Accreditation of Athletic Training Education
Baccalaureate degree program in <b>Clinical Dietetics and Nutrition</b> , coordinated master's degree program in <b>Clinical Dietetics</b> .....	The American Dietetic Association, Commission on Accreditation of Dietetic Education
Educational Certification in Speech/Language Impaired through master's degree program in <b>Communication Science and Disorders</b> .....	Pennsylvania Department of Education
Baccalaureate degree program in <b>Emergency Medicine</b> .....	Commission on Accreditation of Allied Health Information
Baccalaureate degree program in <b>Health Information Management</b> .....	Commission on Accreditation for Health Informatics and Information Management Education
Master's degree program in <b>Occupational Therapy</b> .....	Accreditation Council for Occupational Therapy Education

## Specialized Accreditations by School, Program, and Accrediting Agency (continued)

School and Program	Accrediting Agency
<b>Health and Rehabilitation Sciences</b> (continued)	
Doctoral degree program in <b>Physical Therapy</b> .....	Commission on Accreditation in Physical Therapy Education
Master's degree programs in <b>Rehabilitation Science and Technology</b> and <b>Rehabilitation Counseling</b> .....	Council on Rehabilitation Education
Master's degree program in <b>Speech Language Pathology</b> and doctoral degree program in <b>Audiology</b> .....	Council on Academic Accreditation in Audiology and Speech-Language Pathology
Master's degree program in <b>Physician Assistant Studies</b> .....	Accreditation Review Commission on Education for the Physician Assistant, Inc. (ARC – PA)
<hr/>	
<b>Johnstown</b>	
Baccalaureate degree programs in <b>Civil Engineering Technology,</b> <b>Electrical Engineering Technology,</b> and <b>Mechanical Engineering</b> <b>Technology</b> .....	Technology Accreditation Commission of the Accreditation Board for Engineering and Technology, Inc.
Teacher certification program in <b>Elementary, Middle, and Secondary Education</b> .....	Pennsylvania Department of Education
Associate degree programs in <b>Emergency Medical Services</b> and <b>Surgical Technology</b> .....	Commission on Accreditation of Allied Health Education Programs
<b>School Nurse</b> certification program .....	Pennsylvania Department of Education
Baccalaureate degree program in <b>Nursing</b> .....	Commission on Collegiate Nursing Education
Associate degree program in <b>Respiratory Care</b> .....	Commission on Accreditation of Respiratory Care
Baccalaureate degree program in <b>Early Childhood Education</b> .....	Pennsylvania Department of Education
<hr/>	
<b>Greensburg</b>	
Teacher certification programs in: <b>Early Childhood Education and Secondary Education</b> .....	Pennsylvania Department of Education
<hr/>	
<b>Titusville</b>	
Associate degree program in <b>Nursing</b> .....	National League for Nursing Accrediting Commission, Board of Review for Associate Degree Programs
Associate degree program for the <b>Physical Therapist Assistant</b> .....	Commission on Accreditation in Physical Therapy Education
<hr/>	
<b>Bradford</b>	
Associate and baccalaureate degree programs in <b>Nursing</b> .....	National League for Nursing Accrediting Commission, Board of Review for Associate Degree Programs, Board of Review for Baccalaureate Degree Programs
Baccalaureate degree program in <b>Athletic Training</b> .....	Commission on Accreditation of Allied Health Programs
Baccalaureate degree program in <b>Health and Physical Education (K-12)</b> .....	Pennsylvania Department of Education
Teacher certification programs in <b>Elementary and Secondary Education</b> .....	Pennsylvania Department of Education (conducted through the University's School of Education)
<hr/>	
<b>University Counseling Center</b>	
Program in <b>Counseling</b> .....	International Association of Counseling Services
Doctoral internship program in <b>Psychology</b> .....	American Psychological Association, Committee on Accreditation
<hr/>	
<b>Western Psychiatric Institute and Clinic</b>	
Clinical <b>Psychology</b> internship training program .....	American Psychological Association, Committee on Accreditation

Source: Office of the Provost, May 2012.





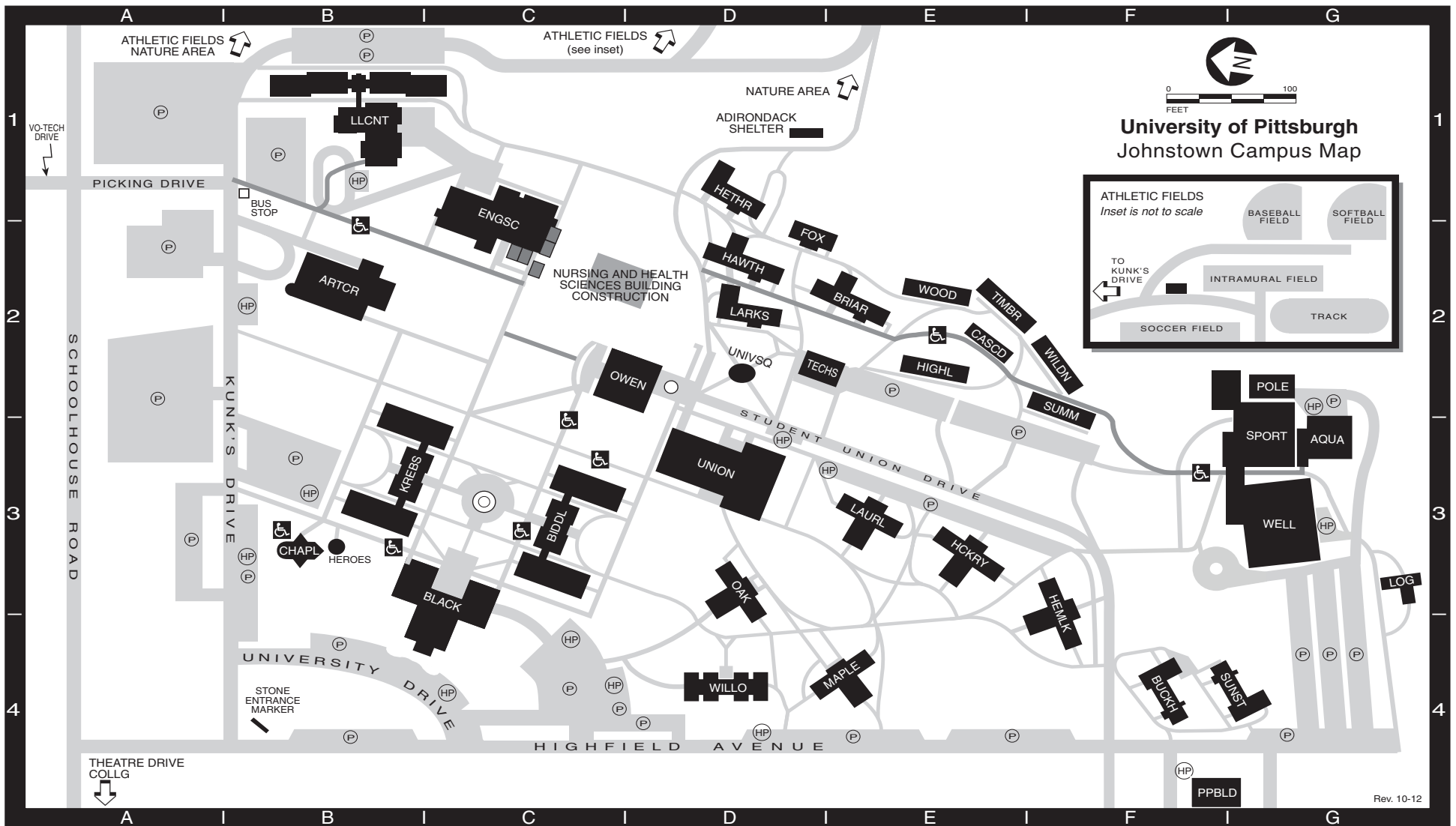
University of Pittsburgh  
Pittsburgh Campus Map

Allen Hall .....	ALLEN	D2
Alumni Hall .....	ALUM	E2
(Office of Admissions and Financial Aid, Office of Alumni Relations)		
Amos Hall (residence hall) .....	AMOS	E3
BAPST (map abbreviation for First Baptist Church)		
• Barco Law Building .....	LAW	E3
Bellefield Hall .....	BELLH	G2
Bellefield Presbyterian Church .....	PRES	D3
Bellefield Towers .....	BELLT	F1
• Benedum Hall .....	BENDM	D3
Thomas E. Starzl Biomedical Science Tower (Tower 1) and Biomedical Science Tower 2 .....	BSTWR	B3
Biomedical Science Tower 3 .....	BST3	C4
The (University) Book Center .....	BOOK	E3
Bouquet Gardens .....	BQGRS	E4
(residence halls A-J)		
Brackenridge Hall (residence hall, Copy Cat, The Pitt Shop, Parking Office) .....	BRACK	E3
Bruce Hall (residence hall) .....	BRUCE	E3
Building 5 .....	BLDG5	C2
• Carnegie Library of Pittsburgh, Carnegie Museums of Pittsburgh .....	CARNG	G3
• Cathedral of Learning .....	CL	F2
CATHO (map abbreviation for Ryan Catholic Newman Center) Center for Bioengineering off map .....	CNBIO	B4
Center for Sports Medicine .....	CMSR	B4
and Rehabilitation off map		
Charles L. Cost Sports Center .....	COST	A1
CHDEV (map abbreviation for University Child Development Center)		
Chevron Science Center .....	CHVRN	D1
Clapp Hall .....	CLAPP	F1
Community of Reconciliation Building .....	CR	F1
Craig Hall .....	CRAIG	G1
Craig Square .....	CRAISQ	G2
Crawford Hall .....	CRAWF	E1
Darragh Street Apartment Complex .....	DSAC	A3
• Eberly Hall .....	EBERL	D1
Engineering Auditorium .....	ENGUD	D2
Eureka Building off map .....	EURKA	C4
Eye and Ear Institute .....	EI	C3
Falk Medical Building .....	FALKC	C3
Falk School .....	FALKS	C1
First Baptist Church (United Campus Ministry) .....	BAPST	F1
Fitzgerald Field House .....	FHOUS	A2
Forbes Craig Apartments .....	FBCRG	G2
Forbes Oakland Building off map .....	FOBLD	B4

Forbes Pavilion .....	PAVLN	C4
(Forbes Hall [residence hall]; Integrated Security Department; Department of Parking, Transportation, and Services)		
Forbes Tower .....	FRTOW	D4
Fraternity Housing Complex .....	FRAT	B1, C2
• Frick Fine Arts Building .....	FKART	F3
Gardner Steel Conference Center .....	GSSC	D2
Heinz Memorial Chapel .....	HEINZ	F2
Hill Building .....	HILL	C4
Hillman Library .....	HLMAN	E3
Hilton Garden Inn .....	HILTON	C4
Holiday Inn .....	HOLDY	E1
Holland Hall (residence hall) .....	HOLLD	E3
• Information Sciences Building .....	IS	F1
Iroquois Building .....	IROQU	D4
Jewish University Center .....	JUC	G2
Kaufmann Medical Building .....	KAU	C4
• Langley Hall .....	LANGY	E1
LAW (map abbreviation for Barco Law Building) Lawrence Hall .....	LAWRN	E3
Learning Research and Development Center .....	LRDC	C2
Litchfield Towers .....	TOWRS	D3
(residence halls A, B, C)		
Loeffler Building .....	LOEFF	D4
Log Cabin .....	LOGCB	F2
Lothrop Hall (residence hall) .....	LOTHP	C3
Lutheran University Center .....	LUC	B4
Magee-Womens Hospital off map .....	MAGEE	G2
McCormick Hall (residence hall) .....	MCCOR	E3
Medical Arts Building .....	MDART	D3
(Student Health Service)		
Mellon Institute .....	MELLI	F1
(Pittsburgh Supercomputing Center)		
Melwood Maintenance Building off map .....	MELWD	G1
• Mervis Hall .....	MERVS	F4
• UPMC Montefiore .....	MONF	B4
• Music Building .....	MUSIC	F1
O'Hara Student Center .....	OSC	D2
• Old Engineering Hall .....	OEH	D2
Oxford Building (3501 Forbes Avenue) .....	OXFRD	B2
Panther Hall (residence hall) .....	PANTH	C4
Park Plaza .....	PLAZA	G1
Parkvale Building .....	VALE	D4
PAVLN (map abbreviation for Forbes Pavilion)		
Pennsylvania Hall (residence hall) .....	PAHLL	C2
The John M. and Gertrude E. Petersen Events Center .....	PCNTR	B2
Petersen Sports Complex .....	PSCOM	A2

Pharmacy Administration .....	PHRMA	C3
Pittsburgh Athletic Association .....	PAA	E2
Pittsburgh Board of Education .....	PBE	G2
Pittsburgh Science and Technology Academy .....	FRICK	D3
Post Office (Oakland Branch) .....	POST	F4
PRES (map abbreviation for Bellefield Presbyterian Church)		
UPMC Presbyterian .....	PRESB	C3
UPMC Presbyterian South Tower .....	PRESB-S	C3
Public Health .....	PUBHL	D3
(Crabtree and Parran Halls)		
Rand Building .....	RAND	G1
Ruskin Hall .....	RUSKN	F1
Ryan Catholic Newman Center .....	CATHO	F1
(The Oratory) off map		
St. Paul Cathedral .....	SPAUL	G1
Salk Hall .....	SALK	B3
• Scaife Hall .....	SCAIF	C3
Schenley Park .....		G4
Schenley Plaza .....		F3
Sennott Square .....	SENSQ	D4
Soldiers & Sailors Memorial Hall & Museum .....	SOSAM	D2
Space Research Coordination Center .....	SRCC	D2
• Stephen Foster Memorial .....	STEPH	F2
Sutherland Hall (residence hall) .....	SUTHD	B1
• Thackeray Hall (registration) .....	THACK	D2
Thaw Hall .....	THAW	D2
• Thomas Detre Hall of the Western Psychiatric Institute and Clinic .....	TDH	C2
TOWRS (map abbreviation for Litchfield Towers) (athletic facilities) .....	TREES	A2
Trees Hall .....		A2
University Center (UPMC) .....	UCTR	E1
University Child Development Center off map .....	CHDEV	G1
University Club .....	UCLUB	D2
University Public Safety Building off map .....	UPSB	C4
University Technology Development Center .....	UTDC	G1
VA Pittsburgh Healthcare System—University Drive Division .....	VA	B1
VALE (map abbreviation for Parkvale Building)		
Van de Graaff Building .....	VNGRF	D2
• Victoria Building .....	VICTO	C4
Webster Hall .....	WEBSR	F1
• Wesley W. Posvar Hall .....	WWPH	E4
Western Psychiatric Institute and Clinic (see Thomas Detre Hall)		
William Pitt Union .....	WPU	E3

(P) Parking (HP) Handicap Parking  
(MP) Metered Parking • Library in Building



Rev. 10-12

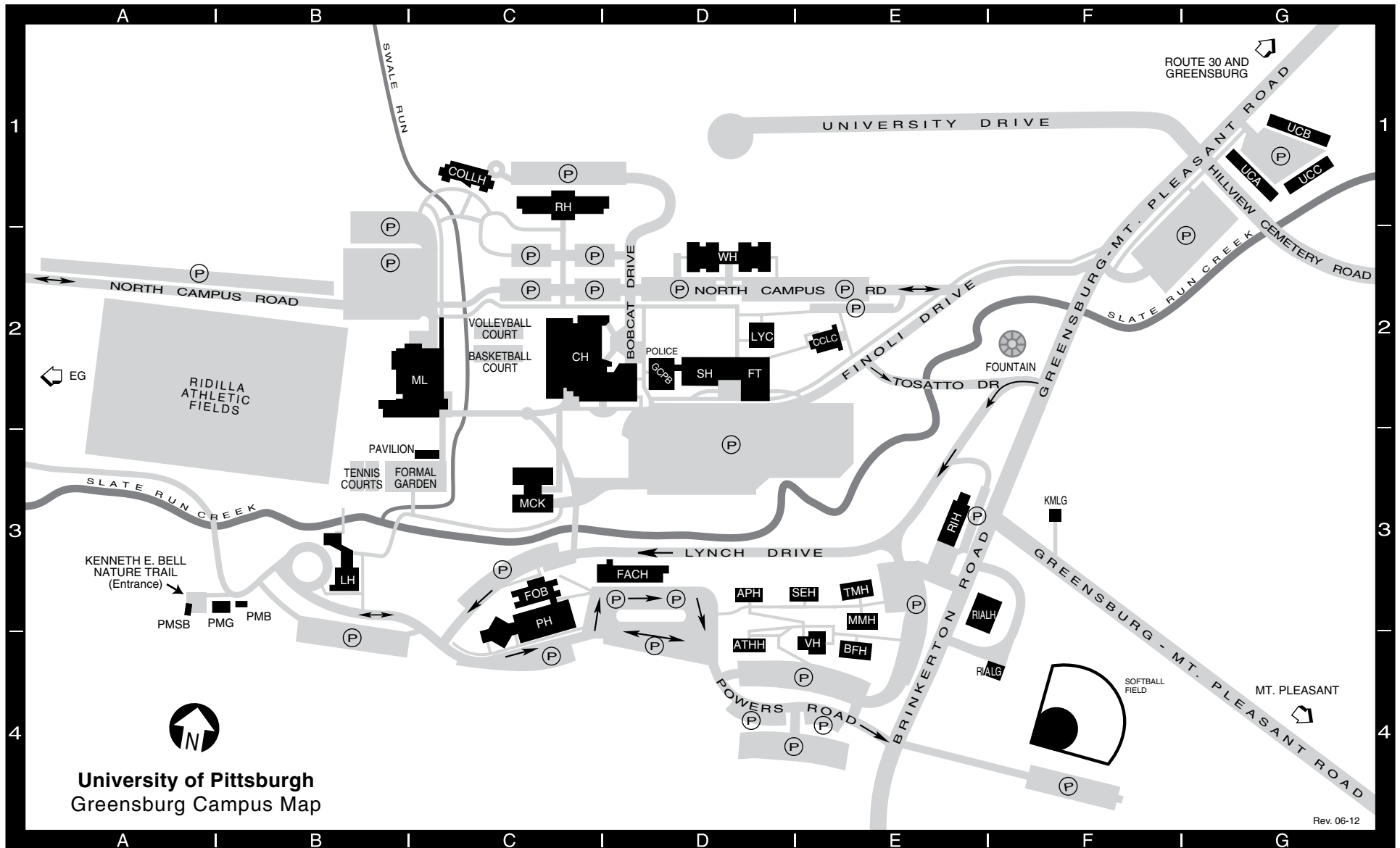
- Athletics Fields** .....(see insert)
- Biddle Hall** ..... BIDDL C3  
(Business, Education, Humanities, ID Center, Information Technology)
- Blackington Hall** ..... BLACK C3  
(Academic Affairs, Admissions, Advanced and Continuing Education, Alumni Relations, Business Office, Computer Science, Equity and Inclusion, Finance and Administration, Financial Aid, Human Resources, Institutional Advancement and Community Relations, Marketing, MSW Program, Nursing and Health Sciences, President, Purchasing, Registrar, Technology Support)
- Briar Lodge** (residence hall) ..... BRIAR E2
- Buckhorn Lodge** (residence hall) ..... BUCKH F4
- Cascade Manor** (residence hall) ..... CASCD E2
- College Park Apartments** (off map) ..... COLLG A4  
(located at intersection of Schoolhouse Road and Theatre Drive)

- Engineering and Science Building** ..... ENGSC C1  
(Engineering Technology, Natural Sciences)
- Foxfire Lodge** (residence hall) ..... FOX D1
- Hawthorne Lodge** (residence hall) ..... HAWTH D2
- Heather Lodge** (residence hall) ..... HETHR D1
- Hemlock Hall** (residence hall) ..... HEMLK F3
- The Heroes Memorial** ..... HEROES B3
- Hickory Hall** (residence hall) ..... HICKRY E3
- Highland Manor** (residence hall) ..... HIGHL E2
- Krebs Hall** ..... KREBS B3  
(Allied Health, Grants, Natural Sciences, Social Sciences)
- Larkspur Lodge** (residence hall) ..... LARKS D2
- Laurel Hall** (residence hall) ..... LAURL E3
- Living-Learning Center** ..... LLCNT B1  
(Community Education and Outreach, Conference services, residence hall)
- Log Cabin** ..... LOG G3
- Maple Hall** (residence hall) ..... MAPLE E4

- Oak Hall** (residence hall) ..... OAK D3
- Owen Library** ..... OWEN D2  
(Academic Success Center, Asst. VP for Academic Affairs, Faculty Resource Center, Library Offices, MountainCat Veterans Program, Printing Services, Technical/User Services)
- Pasquerilla Performing Arts Center** ..... ARTCTR B2  
(Arts Center Office, Southern Alleghenies Museum of Art, Theatre Department)
- Physical Plant Building** ..... PPBLD F4  
(Campus Police, Physical Plant Office, Receiving, Scene Shop)
- Pole Building** (storage) ..... POLE G2
- Sports Center** (Athletics Offices) ..... SPORT G3
- Student Union** ..... UNION D2  
(Book Store, Career Services, Disability Services, Food Services, Health and Wellness Services, Housing and Residence Life, International Services, Mail Services, Personal Counseling Center, Student Activities, Student Affairs, Student Organizations)

- Summit Manor** (residence hall) ..... SUMM F2
- Sunset Lodge** (residence hall) ..... SUNST G4
- Timberline Manor** (residence hall) ..... TIMBR E2
- University Square** ..... UNIVSQ D2
- Wellness Center** ..... WELL G3
- Whalley Memorial Chapel** ..... CHAPL B3  
(Campus Ministry)
- Wilderness Manor** (residence hall) ..... WILDN F2
- Willow Hall** (residence hall) ..... WILLO D4
- Woodland Manor** (residence hall) ..... WOOD E2
- Zamias Aquatic Center** ..... AQUA G3

Ⓟ Parking   Ⓡ Handicap Parking  
♿ Handicap Accessible



**University of Pittsburgh  
Greensburg Campus Map**

Rev. 06-12

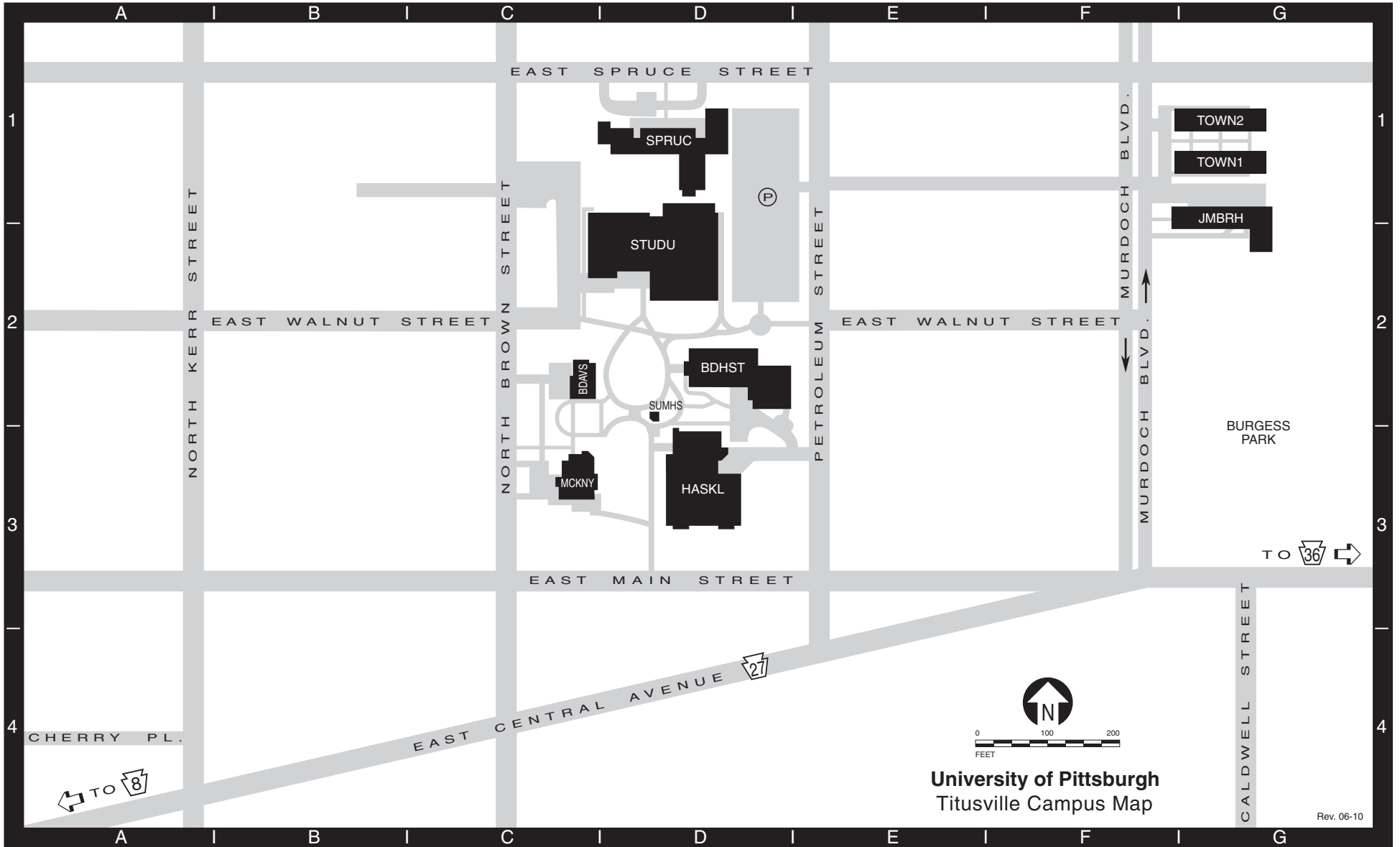
**Apollo House** (residence hall)..... APH D3  
**Athena House** (residence hall) .....ATHH D4  
**Benjamin Franklin House** .....BFH E4  
 (residence hall)  
**Campana Chapel and Lecture Center** ..... CCLC E2  
**Campus Police Building**.....GCPB D2  
 (police, switchboard, mailroom)  
**Chambers Hall** (athletic facilities, ..... CH C2  
 bookstore, dining hall, Health Center,  
 Housing, Student Services,  
 Information Desk)  
**College Hall** (residence hall)..... COLLH C1

**Emanuele Garage off map**.....EG A2  
**Faculty Office Building** ..... FOB C3  
**Ferguson Theater**.....FT D2  
**Frank A. Cassell Hall**.....FACH D3  
**Kimmel Garage**.....KMLG F3  
**Lyceum** (NSNT Village Hall) ..... LYC D2  
**Lynch Hall** (Office of the President, .....LH B3  
 Vice President for Academic Affairs,  
 Vice President for Administrative Affairs,  
 University Relations, Institutional Adv.,  
 Conferencing, and ROTC)  
**Margaret Mead House** .....MMH E3  
 (residence hall)

**McKenna Hall** (Computer Center) .....MCK C3  
**Millstein Library** (Library, Financial Aid, .....ML C2  
 Registrar, Student Accounts)  
**Plant Maintenance Building** .....PMB B3  
**Plant Maintenance Garage** .....PMG B3  
**Plant Maintenance Storage Building** .....PMSB A3  
**Powers Hall** (auditorium, .....PH C3  
 classrooms, faculty offices)  
**Rial Garage**.....RIALG E4  
**Rial House** .....RIALH E3  
**Robertshaw Hall** (residence hall).....RH C1  
**Rossetti House** (Admissions) .....RIH E3  
**Selene House** (residence hall).....SEH E3

**Smith Hall** (classrooms, faculty ..... SH D2  
 offices, labs)  
**Thurgood Marshall House** .....TMH E3  
 (residence hall)  
**University Court** (residence hall A).....UCA G1  
 (residence hall B) .....UCB G1  
 (residence hall C) .....UCC G1  
**Village Hall** (coffee house) .....VH E4  
**Westmoreland Hall** (residence hall) .....WH D2

(P) Parking



**Joe M. Ball Residence Hall** ..... JMBRH G1  
(residence hall, dining hall)

**Bennett Davis Hall** ..... BDAVS C2  
(Registrar, Student Accounts, Financial Aid,  
Human Resources, Purchasing, Business Affairs,  
Mail Services)

**Broadhurst Science Center** ..... BDHST D2  
(Academic Affairs, science classrooms  
and labs, faculty offices, computer lab,  
Henne Auditorium)

**Haskell Memorial Library** ..... HASKL D3  
(auditorium, Computer Center, Nursing  
Program faculty offices and labs, Physical  
Therapist Assistant Program, Learning Center)

**McKinney Hall** ..... MCKNY C3  
(Admissions, classrooms, President's Office,  
Public Relations, Nursing Program Office,  
Alumni Relations)

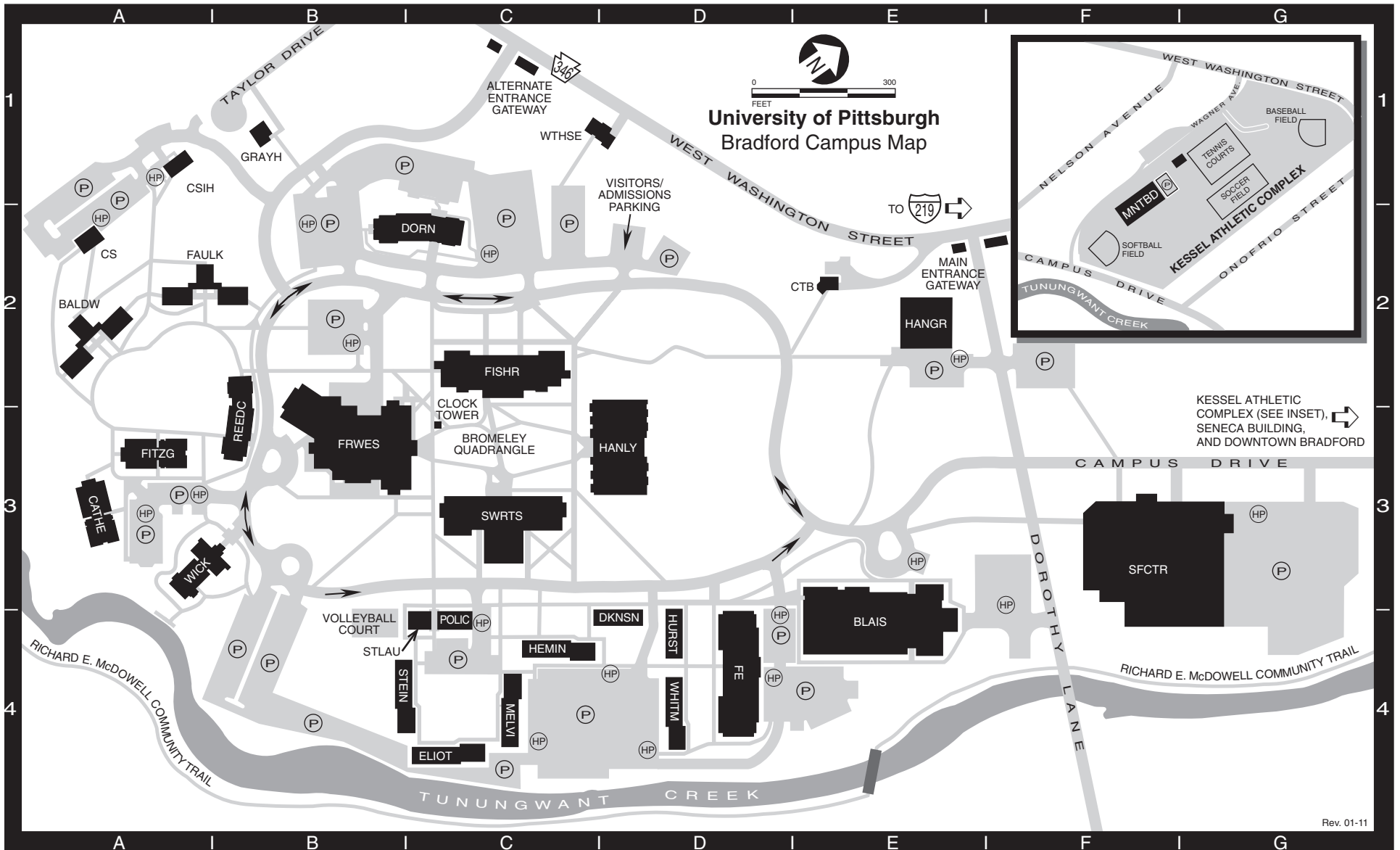
**J. Curtis McKinney II Student Union  
and Gymnasium** ..... STUDU D2  
(Student Affairs, Book Center, Boomer's  
Snack Bar, Health Service)

**Murdoch Townhouses** ..... TOWN1 G1  
(residence halls, Coffee House, TOWN2 G1  
Facilities Management)

**Spruce Hall** (residence hall, Campus Police) ... SPRUC D1

**Summer House** ..... SUMHS D2

(P) Parking



- Admissions and Financial Aid Offices**
- Admissions located in Hanley Library .....HANLY D3
  - Financial Aid located in Hangar Building...HANGR E2
- Blaisdell Hall** (Communication Arts, Fine Arts).....BLAIS E4
- Campus Police Building**.....POLIC C4
- Ceramic Studio**.....CS A2
- Control Tower Building** .....CTB E2  
(Human Resources, Payroll, Grants Administration)
- Crime Scene Investigation (CSI) House** ..... CSIH A1
- Fisher Hall** (Natural Sciences, Engineering, ...FISHR C2  
Computer Center, Rice Auditorium)
- F. Scott Fitzgerald House** (residence hall).....FITZG A3

- Frame-Westerberg Commons** .....FRWES B3  
(Student Union, Book Store,  
Student Affairs, dining halls)
- Gray House** (offices)..... GRAYH B1
- Hangar Building** (Business Office, .....HANGR E2  
Financial Aid, Registration, Student Accounts)
- Hanley Library** (Library, President's Office, ...HANLY D3  
Institutional Advancement, Admissions,  
Communications and Marketing)
- Harriett B. Wick Chapel** .....WICK A3
- Howard L. Fesenmyer House** (residence hall) .... FE D4

- Kendall Residence Halls**
- James Baldwin House..... BALDW A2
  - William Faulkner House..... FAULK A2
- Kessel Athletic Complex** (see inset)..... F2
- Maintenance Building** (see inset)..... MNTBD F1
- McKean Residence Halls**
- Emily Dickinson House.....DKNSN D4
  - Ernest Hemingway House ..... HEMIN C4
  - Zora Neale Hurston House..... HURST D4
  - Walt Whitman House ..... WHITM D4
  - T.S. Eliot House ..... ELIOT C4
  - Herman Melville House ..... MELVI C4

- Gertrude Stein House .....STEIN B4
- Reed-Coit House** (residence hall)..... REEDC B3
- Seneca Building** (off map)..... SNECA G3
- Sarah B. Dorn House** (residence hall) .....DORN C2
- Sport and Fitness Center**.....SFCTR F3
- Student Laundry Building**.....STLAU C4
- Swarts Hall** (Humanities, .....SWRTS C3  
Social Sciences, Nursing)
- White House** (Science in Motion program)....WTHSE C1
- Willa Cather House** (residence hall) .....CATHE A3

(P) Parking (HP) Handicap Parking

# **University Organization**

# **Student Information**



**Headcount and FTE Enrollment by School, Level and Status  
Pittsburgh Campus, Regional Campuses, and University Total  
Fall Term 2012**

	Undergraduate				Graduate				Total			
	Headcount			FTE	Headcount			FTE	Headcount			FTE
	Full-Time	Part-Time	Total		Full-Time	Part-Time	Total		Full-Time	Part-Time	Total	
Pittsburgh Campus												
Dietrich School of Arts and Sciences	10,525	396	10,921	10,683.4	1,459	107	1,566	1,501.8	11,984	503	12,487	12,185.2
General Studies	488	565	1,053	714.0	-	-	-	-	488	565	1,053	714.0
Katz Graduate School of Business	-	-	-	-	358	555	913	580.0	358	555	913	580.0
Education	201	20	221	209.0	532	515	1,047	738.0	733	535	1,268	947.0
Swanson School of Engineering	2,417	51	2,468	2,437.4	624	312	936	748.8	3,041	363	3,404	3,186.2
Law - Graduate	-	-	-	-	3	6	9	5.4	3	6	9	5.4
Law - Doctorate-Professional Practice	-	-	-	-	700	3	703	701.2	700	3	703	701.2
Public and International Affairs	-	-	-	-	342	78	420	373.2	342	78	420	373.2
Social Work	83	11	94	87.4	413	169	582	480.6	496	180	676	568.0
Information Sciences	122	35	157	136.0	337	205	542	419.0	459	240	699	555.0
College of Business Administration	1,978	54	2,032	1,999.6	-	-	-	-	1,978	54	2,032	1,999.6
Dental Medicine - Undergraduate, Graduate	73	4	77	74.6	47	2	49	47.8	120	6	126	122.4
Dental Medicine - Doctorate-Professional Practice	-	-	-	-	320	-	320	320.0	320	-	320	320.0
Nursing	611	16	627	617.4	200	275	475	310.0	811	291	1,102	927.4
Pharmacy - Undergraduate, Graduate	220	-	220	220.0	62	5	67	64.0	282	5	287	284.0
Pharmacy - Doctorate-Professional Practice	-	-	-	-	213	-	213	213.0	213	-	213	213.0
Public Health	-	-	-	-	446	200	646	526.0	446	200	646	526.0
Medicine - Graduate	-	-	-	-	292	120	412	340.0	292	120	412	340.0
Medicine - Doctorate-Professional Practice	-	-	-	-	611	-	611	611.0	611	-	611	611.0
Health and Rehabilitation Sciences	538	21	559	546.4	746	69	815	773.6	1,284	90	1,374	1,320.0
Social and Urban Research	-	-	-	-	1	13	14	6.2	1	13	14	6.2
<b>Pittsburgh Campus Total</b>	<b>17,256</b>	<b>1,173</b>	<b>18,429</b>	<b>17,725.2</b>	<b>7,706</b>	<b>2,634</b>	<b>10,340</b>	<b>8,759.6</b>	<b>24,962</b>	<b>3,807</b>	<b>28,769</b>	<b>26,484.8</b>
Regional Campuses												
Johnstown	2,823	109	2,932	2,866.6	-	-	-	-	2,823	109	2,932	2,866.6
Greensburg	1,606	117	1,723	1,652.8	-	-	-	-	1,606	117	1,723	1,652.8
Titusville	313	75	388	343.0	-	-	-	-	313	75	388	343.0
Bradford	1,378	140	1,518	1,434.0	-	-	-	-	1,378	140	1,518	1,434.0
<b>Regional Campuses Total</b>	<b>6,120</b>	<b>441</b>	<b>6,561</b>	<b>6,296.4</b>	<b>-</b>	<b>-</b>	<b>-</b>	<b>-</b>	<b>6,120</b>	<b>441</b>	<b>6,561</b>	<b>6,296.4</b>
<b>University Total</b>	<b>23,376</b>	<b>1,614</b>	<b>24,990</b>	<b>24,021.6</b>	<b>7,706</b>	<b>2,634</b>	<b>10,340</b>	<b>8,759.6</b>	<b>31,082</b>	<b>4,248</b>	<b>35,330</b>	<b>32,781.2</b>



**Headcount and FTE Enrollment by School and Level  
Pittsburgh Campus, Regional Campuses, and University Total  
Fall Term 2007-2012**

SCHOOL	2007				2008				2009			
	Headcount			FTE	Headcount			FTE	Headcount			FTE
	Under-graduate	Graduate	Total		Under-graduate	Graduate	Total		Under-graduate	Graduate	Total	
Pittsburgh Campus												
Dietrich School of Arts and Sciences	10,328	1,511	11,839	11,440.0	10,481	1,523	12,004	11,666.2	10,818	1,546	12,364	12,057.4
General Studies	1,338	--	1,338	904.8	1,196	--	1,196	776.0	1,183	--	1,183	790.6
Katz Graduate School of Business	--	897	897	585.0	--	931	931	628.6	--	937	937	623.8
Education	223	1,281	1,504	1,031.8	261	1,279	1,540	1,099.6	272	1,242	1,514	1,088.6
Swanson School of Engineering	1,997	562	2,559	2,407.8	2,014	663	2,677	2,498.2	2,104	751	2,855	2,661.2
Law - Graduate	--	23	23	14.0	--	19	19	10.6	--	17	17	10.4
Law - Doctorate - Professional Practice	--	726	726	723.6	--	724	724	720.4	--	702	702	702.0
Public and International Affairs	--	443	443	377.0	--	423	423	360.6	--	468	468	405.6
Social Work	90	571	661	505.6	99	582	681	535.2	96	601	697	553.6
Information Sciences	109	634	743	518.0	129	683	812	578.6	135	663	798	597.6
College of Business Administration	1,878	--	1,878	1,841.4	1,960	--	1,960	1,917.4	2,021	--	2,021	1,979.0
Dental Medicine - Undergraduate, Graduate	67	33	100	98.2	77	40	117	115.2	80	43	123	119.4
Dental Medicine - Doctorate - Professional Practice	--	308	308	308.0	--	322	322	322.0	--	317	317	317.0
Nursing	558	417	975	793.8	555	406	961	790.6	628	400	1,028	859.4
Pharmacy - Undergraduate, Graduate	215	26	241	239.8	214	34	248	246.2	218	40	258	256.8
Pharmacy - Doctorate - Professional Practice	--	198	198	198.0	--	208	208	207.4	--	212	212	211.4
Public Health	--	607	607	468.4	--	637	637	497.2	--	637	637	502.0
Medicine - Graduate	--	380	380	328.4	--	413	413	345.2	--	400	400	342.4
Medicine - Doctorate - Professional Practice	--	597	597	597.0	--	593	593	593.0	--	599	599	586.4
Health and Rehabilitation Sciences	405	582	987	914.4	441	646	1,087	1,021.6	476	705	1,181	1,106.0
Social and Urban Research	--	16	16	6.4	--	9	9	3.6	--	17	17	6.8
Pittsburgh Campus Total	17,208	9,812	27,020	24,301.4	17,427	10,135	27,562	24,933.4	18,031	10,297	28,328	25,777.4
Regional Campuses												
Johnstown	3,121	--	3,121	3,010.6	3,032	--	3,032	2,945.0	3,057	--	3,057	2,977.8
Greensburg	1,777	--	1,777	1,694.8	1,826	--	1,826	1,737.2	1,808	--	1,808	1,728.8
Titusville	573	--	573	501.6	563	--	563	482.0	544	--	544	497.2
Bradford	1,407	--	1,407	1,278.6	1,502	--	1,502	1,394.0	1,657	--	1,657	1,535.8
Regional Campuses Total	6,878	--	6,878	6,485.6	6,923	--	6,923	6,558.2	7,066	--	7,066	6,739.6
UNIVERSITY TOTAL	24,086	9,812	33,898	30,787.0	24,350	10,135	34,485	31,491.6	25,097	10,297	35,394	32,517.0

**Headcount and FTE Enrollment by School and Level  
Pittsburgh Campus, Regional Campuses, and University Total  
Fall Term 2007-2012 (continued)**

	2010				2011				2012			
	Headcount			FTE	Headcount			FTE	Headcount			FTE
	Under-graduate	Graduate	Total		Under-graduate	Graduate	Total		Under-graduate	Graduate	Total	
SCHOOL												
Pittsburgh Campus												
Dietrich School of Arts and Sciences	10,926	1,558	12,484	12,184.0	11,049	1,517	12,566	12,273.2	10,921	1,566	12,487	12,185.2
General Studies	1,239	--	1,239	835.8	1,151	--	1,151	788.6	1,053	--	1,053	714.0
Katz Graduate School of Business	--	901	901	598.6	--	915	915	584.4	--	913	913	580.0
Education	238	1,196	1,434	1,034.4	215	1,138	1,353	990.6	221	1,047	1,268	947.0
Swanson School of Engineering	2,191	814	3,005	2,799.8	2,323	862	3,185	2,962.4	2,468	936	3,404	3,186.2
Law - Graduate	--	15	15	9.0	--	18	18	10.8	--	9	9	5.4
Law - Doctorate - Professional Practice	--	759	759	755.4	--	730	730	724.6	--	703	703	701.2
Public and International Affairs	--	453	453	403.8	--	417	417	378.6	--	420	420	373.2
Social Work	99	622	721	586.6	86	561	647	536.6	94	582	676	568.0
Information Sciences	142	659	801	610.2	148	573	721	551.2	157	542	699	555.0
College of Business Administration	2,075	--	2,075	2,040.2	2,027	--	2,027	1,985.6	2,032	--	2,032	1,999.6
Dental Medicine - Undergraduate, Graduate	75	44	119	116.6	68	45	113	111.2	77	49	126	122.4
Dental Medicine - Doctorate - Professional Practice	--	314	314	314.0	--	314	314	314.0	--	320	320	320.0
Nursing	673	447	1,120	930.4	637	493	1,130	937.4	627	475	1,102	927.4
Pharmacy - Undergraduate, Graduate	215	55	270	267.6	215	54	269	266.0	220	67	287	284.0
Pharmacy - Doctorate - Professional Practice	--	212	212	212.0	--	215	215	215.0	--	213	213	213.0
Public Health	--	637	637	503.8	--	644	644	513.2	--	646	646	526.0
Medicine - Graduate	--	411	411	347.4	--	401	401	333.2	--	412	412	340.0
Medicine - Doctorate - Professional Practice	--	619	619	619.0	--	628	628	628.0	--	611	611	611.0
Health and Rehabilitation Sciences	498	716	1,214	1,146.8	508	791	1,299	1,236.6	559	815	1,374	1,320.0
Social and Urban Research	--	20	20	8.0	--	23	23	9.2	--	14	14	6.2
Pittsburgh Campus Total	18,371	10,452	28,823	26,323.4	18,427	10,339	28,766	26,350.4	18,429	10,340	28,769	26,484.8
Regional Campuses												
Johnstown	2,965	--	2,965	2,902.0	2,957	--	2,957	2,892.2	2,932	--	2,932	2,866.6
Greensburg	1,803	--	1,803	1,725.0	1,846	--	1,846	1,753.6	1,723	--	1,723	1,652.8
Titusville	514	--	514	470.8	448	--	448	410.8	388	--	388	343.0
Bradford	1,629	--	1,629	1,514.4	1,564	--	1,564	1,486.6	1,518	--	1,518	1,434.0
Regional Campuses Total	6,911	--	6,911	6,612.2	6,815	--	6,815	6,543.2	6,561	--	6,561	6,296.4
UNIVERSITY TOTAL	25,282	10,452	35,734	32,935.6	25,242	10,339	35,581	32,893.6	24,990	10,340	35,330	32,781.2

**Headcount Enrollment by School, Race, Sex, and Level  
Pittsburgh Campus, Regional Campuses, and University Total  
Fall Term 2012**

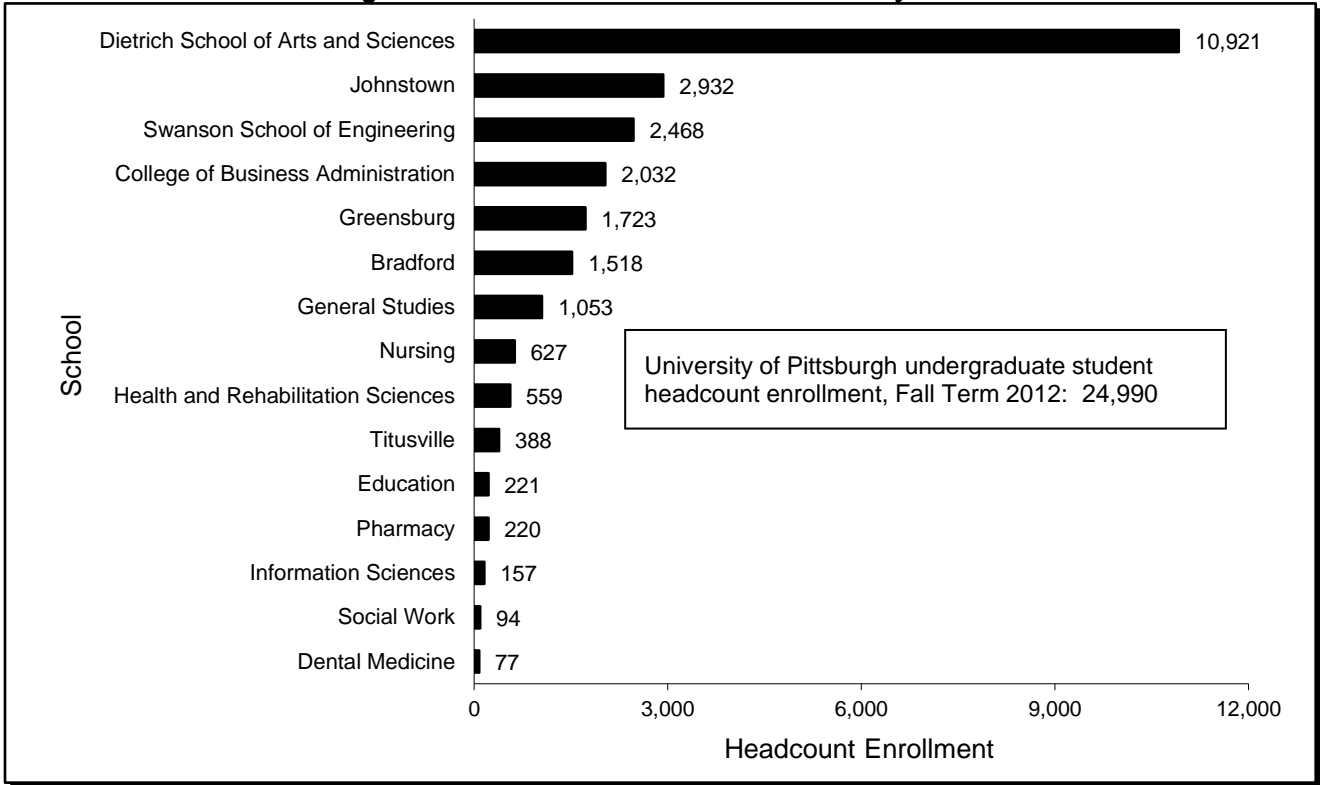
	International		Black or African American		American Indian or Alaskan Native		Asian		Native Hawaiian/ Other Pacific Islander		Hispanic or Latino		White		Two or More Races		Race Unknown		International and U.S. Race Classifications Total		
	Male	Female	Male	Female	Male	Female	Male	Female	Male	Female	Male	Female	Male	Female	Male	Female	Male	Female	Male	Female	Total
Pittsburgh Campus - Undergraduate																					
Dietrich School of Arts and Sciences	118	171	273	375	3	3	403	445	2	5	136	150	3,994	4,361	139	177	80	86	5,148	5,773	10,921
General Studies	4	9	64	81	0	1	15	22	1	0	13	11	361	396	12	10	22	31	492	561	1,053
Education	0	1	5	16	0	0	0	5	0	0	1	8	48	125	2	3	1	6	57	164	221
Swanson School of Engineering	55	22	74	49	2	0	93	30	0	0	38	9	1,566	437	36	19	27	11	1,891	577	2,468
Social Work	0	0	4	13	0	0	0	2	0	0	0	1	13	54	2	4	1	0	20	74	94
Information Sciences	4	2	10	2	0	0	4	5	0	0	6	0	91	23	3	0	4	3	122	35	157
College of Business Administration	62	105	36	28	0	0	45	44	2	0	22	16	1,011	592	25	19	20	5	1,223	809	2,032
Dental Medicine	0	0	0	4	0	0	0	2	0	0	0	3	1	65	0	1	0	1	1	76	77
Nursing	0	2	6	12	0	0	0	26	1	0	2	12	62	478	4	12	1	9	76	551	627
Pharmacy	1	0	4	3	0	0	7	14	0	0	0	2	57	102	0	3	10	17	79	141	220
Health and Rehabilitation Sciences	<u>0</u>	<u>4</u>	<u>12</u>	<u>16</u>	<u>1</u>	<u>1</u>	<u>7</u>	<u>13</u>	<u>0</u>	<u>0</u>	<u>2</u>	<u>10</u>	<u>106</u>	<u>370</u>	<u>5</u>	<u>6</u>	<u>4</u>	<u>2</u>	<u>137</u>	<u>422</u>	<u>559</u>
Pittsburgh Campus - Undergraduate Total	244	316	488	599	6	5	574	608	6	5	220	222	7,310	7,003	228	254	170	171	9,246	9,183	18,429
Pittsburgh Campus - Graduate																					
Dietrich School of Arts and Sciences	307	219	10	24	2	0	26	18	1	0	35	25	462	387	11	7	12	20	866	700	1,566
Katz Graduate School of Business	121	65	15	12	0	0	23	14	0	0	13	8	379	200	9	5	37	12	597	316	913
Education	19	77	12	33	0	0	4	19	0	0	9	18	234	579	1	10	10	22	289	758	1,047
Swanson School of Engineering	289	94	12	2	0	1	21	10	1	0	5	3	287	87	3	0	96	25	714	222	936
Law	0	1	1	2	0	0	0	0	0	0	0	0	0	1	0	0	2	2	3	6	9
Public and International Affairs	36	73	2	5	0	0	2	3	0	0	5	16	62	63	0	0	74	79	181	239	420
Social Work	6	35	9	60	0	0	0	5	0	0	4	9	59	368	4	7	1	15	83	499	582
Information Sciences	148	80	6	10	0	0	4	8	0	0	5	11	70	164	1	3	11	21	245	297	542
Dental Medicine	7	4	1	0	0	0	3	7	0	0	1	0	12	13	0	0	1	0	25	24	49
Nursing	4	12	3	17	0	0	1	15	0	0	1	5	69	334	1	5	1	7	80	395	475
Pharmacy	27	22	0	0	0	0	1	0	0	0	0	0	4	3	0	0	6	4	38	29	67
Public Health	55	94	10	33	0	0	14	37	0	0	4	19	92	236	1	11	12	28	188	458	646
Medicine	45	47	11	7	1	0	11	20	0	0	1	4	77	87	1	3	46	51	193	219	412
Health and Rehabilitation Sciences	54	67	8	9	0	0	5	13	0	0	6	11	120	397	1	5	30	89	224	591	815
Social and Urban Research	<u>0</u>	<u>0</u>	<u>0</u>	<u>0</u>	<u>0</u>	<u>0</u>	<u>0</u>	<u>0</u>	<u>0</u>	<u>0</u>	<u>0</u>	<u>0</u>	<u>1</u>	<u>8</u>	<u>0</u>	<u>0</u>	<u>0</u>	<u>5</u>	<u>1</u>	<u>13</u>	<u>14</u>
Pittsburgh Campus - Graduate Total	1,118	890	100	214	3	1	115	169	2	0	89	129	1,928	2,927	33	56	339	380	3,727	4,766	8,493

**Headcount Enrollment by School, Race, Sex, and Level  
Pittsburgh Campus, Regional Campuses, and University Total  
Fall Term 2012**

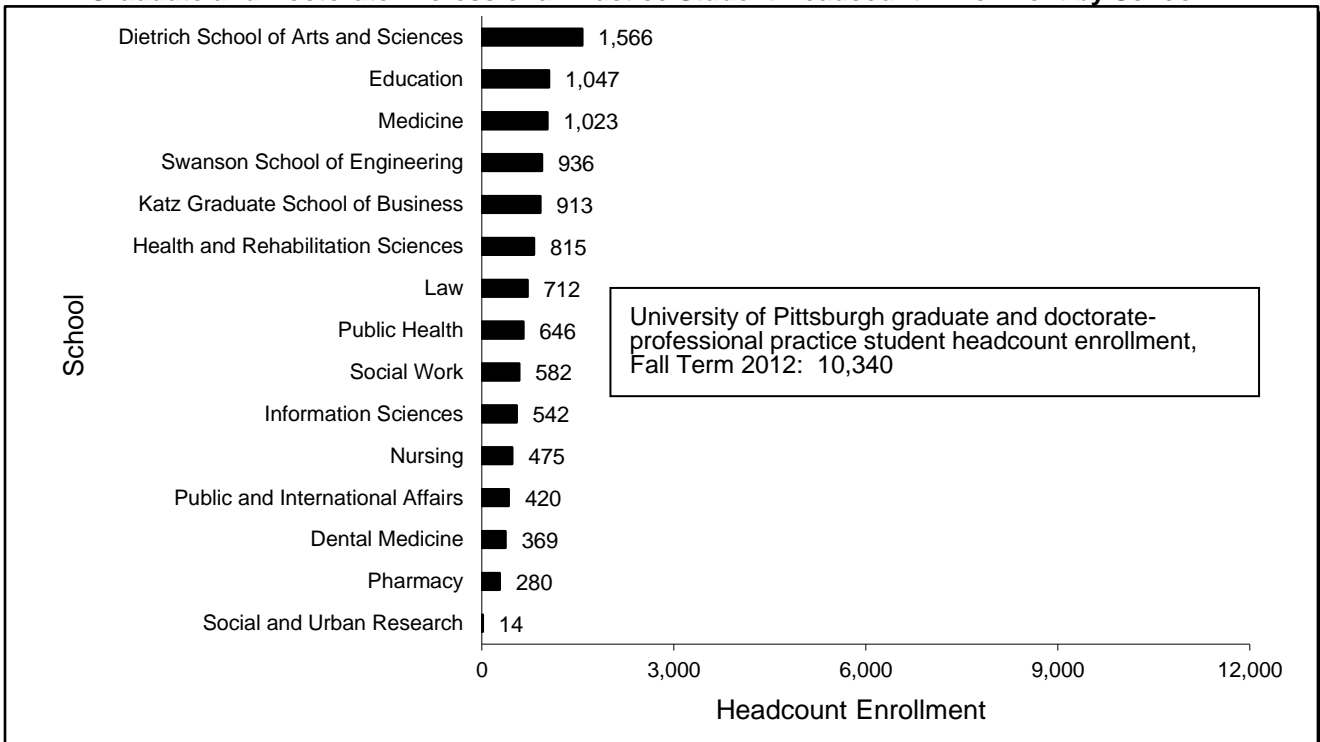
	International		Black or African American		American Indian or Alaskan Native		Asian		Native Hawaiian/ Other Pacific Islander		Hispanic or Latino		White		Two or More Races		Race Unknown		International and U.S. Race Classifications Total		
	Male	Female	Male	Female	Male	Female	Male	Female	Male	Female	Male	Female	Male	Female	Male	Female	Male	Female	Male	Female	Total
Pittsburgh Campus - Doctoral-Professional Practice																					
Law	15	18	29	32	1	3	14	17	0	0	9	15	293	169	2	6	54	26	417	286	703
Dental Medicine	11	14	3	6	0	0	36	34	0	0	7	6	118	73	5	1	2	4	182	138	320
Pharmacy	1	1	2	4	0	0	5	11	1	0	0	0	76	90	0	0	13	9	98	115	213
Medicine	<u>0</u>	<u>1</u>	<u>17</u>	<u>19</u>	<u>2</u>	<u>0</u>	<u>68</u>	<u>68</u>	<u>0</u>	<u>0</u>	<u>12</u>	<u>7</u>	<u>107</u>	<u>93</u>	<u>3</u>	<u>3</u>	<u>114</u>	<u>97</u>	<u>323</u>	<u>288</u>	<u>611</u>
Pittsburgh Campus - Doctoral-Professional Practice Total																					
	27	34	51	61	3	3	123	130	1	0	28	28	594	425	10	10	183	136	1,020	827	1,847
Pittsburgh Campus - All Student Levels																					
Undergraduate	244	316	488	599	6	5	574	608	6	5	220	222	7,310	7,003	228	254	170	171	9,246	9,183	18,429
Graduate	1,118	890	100	214	3	1	115	169	2	0	89	129	1,928	2,927	33	56	339	380	3,727	4,766	8,493
Doctoral-Professional Practice	<u>27</u>	<u>34</u>	<u>51</u>	<u>61</u>	<u>3</u>	<u>3</u>	<u>123</u>	<u>130</u>	<u>1</u>	<u>0</u>	<u>28</u>	<u>28</u>	<u>594</u>	<u>425</u>	<u>10</u>	<u>10</u>	<u>183</u>	<u>136</u>	<u>1,020</u>	<u>827</u>	<u>1,847</u>
Pittsburgh Campus - All Student Levels Total																					
	1,389	1,240	639	874	12	9	812	907	9	5	337	379	9,832	10,355	271	320	692	687	13,993	14,776	28,769
Regional Campuses - Undergraduate																					
Johnstown	46	32	40	51	1	0	23	13	2	0	25	18	1,422	1,198	14	20	15	12	1,588	1,344	2,932
Greensburg	17	11	43	37	0	1	19	27	0	0	23	32	705	688	10	17	51	42	868	855	1,723
Titusville	0	0	28	26	0	0	2	4	0	0	4	12	96	201	3	4	2	6	135	253	388
Bradford	<u>26</u>	<u>20</u>	<u>54</u>	<u>70</u>	<u>1</u>	<u>1</u>	<u>12</u>	<u>19</u>	<u>0</u>	<u>0</u>	<u>28</u>	<u>20</u>	<u>519</u>	<u>638</u>	<u>9</u>	<u>17</u>	<u>39</u>	<u>45</u>	<u>688</u>	<u>830</u>	<u>1,518</u>
Regional Campuses - Undergraduate Total																					
	89	63	165	184	2	2	56	63	2	0	80	82	2,742	2,725	36	58	107	105	3,279	3,282	6,561
University - All Student Levels																					
Undergraduate	333	379	653	783	8	7	630	671	8	5	300	304	10,052	9,728	264	312	277	276	12,525	12,465	24,990
Graduate	1,118	890	100	214	3	1	115	169	2	0	89	129	1,928	2,927	33	56	339	380	3,727	4,766	8,493
Doctoral-Professional Practice	<u>27</u>	<u>34</u>	<u>51</u>	<u>61</u>	<u>3</u>	<u>3</u>	<u>123</u>	<u>130</u>	<u>1</u>	<u>0</u>	<u>28</u>	<u>28</u>	<u>594</u>	<u>425</u>	<u>10</u>	<u>10</u>	<u>183</u>	<u>136</u>	<u>1,020</u>	<u>827</u>	<u>1,847</u>
University - All Student Levels Totals																					
	<u>1,478</u>	<u>1,303</u>	<u>804</u>	<u>1,058</u>	<u>14</u>	<u>11</u>	<u>868</u>	<u>970</u>	<u>11</u>	<u>5</u>	<u>417</u>	<u>461</u>	<u>12,574</u>	<u>13,080</u>	<u>307</u>	<u>378</u>	<u>799</u>	<u>792</u>	<u>17,272</u>	<u>18,058</u>	<u>35,330</u>

## Headcount Enrollment by Level and School Total University Fall Term 2012

### Undergraduate Student Headcount Enrollment by School



### Graduate and Doctorate-Professional Practice Student Headcount Enrollment by School



**Headcount and FTE Enrollment by Status  
Pittsburgh Campus, Regional Campuses, and University Total  
Fall Term 2008-2012**

	2008	2009	2010	2011	2012
<b>CAMPUS</b>					
Pittsburgh					
Full-Time	23,181	24,077	24,657	24,740	24,962
Part-Time	4,381	4,251	4,166	4,026	3,807
Pittsburgh Headcount Total	27,562	28,328	28,823	28,766	28,769
Pittsburgh FTE	24,933.4	25,777.4	26,323.4	26,350.4	26,484.8
<hr/>					
<b>Regional Campuses</b>					
Johnstown					
Full-Time	2,887	2,925	2,860	2,849	2,823
Part-Time	145	132	105	108	109
Johnstown Headcount Total	3,032	3,057	2,965	2,957	2,932
Johnstown FTE	2,945.0	2,977.8	2,902.0	2,892.2	2,866.6
Greensburg					
Full-Time	1,678	1,676	1,673	1,692	1,606
Part-Time	148	132	130	154	117
Greensburg Headcount Total	1,826	1,808	1,803	1,846	1,723
Greensburg FTE	1,737.2	1,728.8	1,725.0	1,753.6	1,652.8
Titusville					
Full-Time	428	466	442	386	313
Part-Time	135	78	72	62	75
Titusville Headcount Total	563	544	514	448	388
Titusville FTE	482.0	497.2	470.8	410.8	343.0
Bradford					
Full-Time	1,322	1,455	1,438	1,435	1,378
Part-Time	180	202	191	129	140
Bradford Headcount Total	1,502	1,657	1,629	1,564	1,518
Bradford FTE	1,394.0	1,535.8	1,514.4	1,486.6	1,434.0
Regional Campuses					
Full-Time	6,315	6,522	6,413	6,362	6,120
Part-Time	608	544	498	453	441
Regional Campuses Headcount Total	6,923	7,066	6,911	6,815	6,561
Regional Campuses FTE	6,558.2	6,739.6	6,612.2	6,543.2	6,296.4
<hr/>					
<b>UNIVERSITY</b>					
Full-Time	29,496	30,599	31,070	31,102	31,082
Part-Time	4,989	4,795	4,664	4,479	4,248
UNIVERSITY HEADCOUNT TOTAL	34,485	35,394	35,734	35,581	35,330
UNIVERSITY FTE	31,491.6	32,517.0	32,935.6	32,893.6	32,781.2

**Headcount Enrollment by Residency, Level, and Status  
Total University  
Fall Term 2008-2012**

	2008	2009	2010	2011	2012
<b>Residency, Level, and Status</b>					
<b>Pennsylvania Residents</b>					
Undergraduate	20,501 77%	20,729 77%	20,514 78%	20,001 78%	19,549 78%
Graduate	<u>6,015</u> 23%	<u>6,050</u> 23%	<u>5,943</u> 22%	<u>5,708</u> 22%	<u>5,435</u> 22%
	26,516	26,779	26,457	25,709	24,984
Full-Time	21,942 83%	22,400 84%	22,211 84%	21,689 84%	21,229 85%
Part-Time	<u>4,574</u> 17%	<u>4,379</u> 16%	<u>4,246</u> 16%	<u>4,020</u> 16%	<u>3,755</u> 15%
	26,516	26,779	26,457	25,709	24,984
<hr/>					
<b>Out-of-State Residents</b>					
Undergraduate	3,849 48%	4,368 51%	4,768 51%	5,241 53%	5,441 53%
Graduate	<u>4,120</u> 52%	<u>4,247</u> 49%	<u>4,509</u> 49%	<u>4,631</u> 47%	<u>4,905</u> 47%
	7,969	8,615	9,277	9,872	10,346
Full-Time	7,554 95%	8,199 95%	8,859 95%	9,413 95%	9,853 95%
Part-Time	<u>415</u> 5%	<u>416</u> 5%	<u>418</u> 5%	<u>459</u> 5%	<u>493</u> 5%
	7,969	8,615	9,277	9,872	10,346
<hr/>					
<b>Pennsylvania and Out-of-State Residents</b>					
Undergraduate	24,350 71%	25,097 71%	25,282 71%	25,242 71%	24,990 71%
Graduate	<u>10,135</u> 29%	<u>10,297</u> 29%	<u>10,452</u> 29%	<u>10,339</u> 29%	<u>10,340</u> 29%
	34,485	35,394	35,734	35,581	35,330
Full-Time	29,496 86%	30,599 86%	31,070 87%	31,102 87%	31,082 88%
Part-Time	<u>4,989</u> 14%	<u>4,795</u> 14%	<u>4,664</u> 13%	<u>4,479</u> 13%	<u>4,248</u> 12%
	34,485	35,394	35,734	35,581	35,330

Note: Graduate figures include graduate and doctorate-professional practice students.

**Headcount Enrollment by Level, Residency, and Status  
Pittsburgh Campus, Regional Campuses, and University Total  
Fall Term 2012**

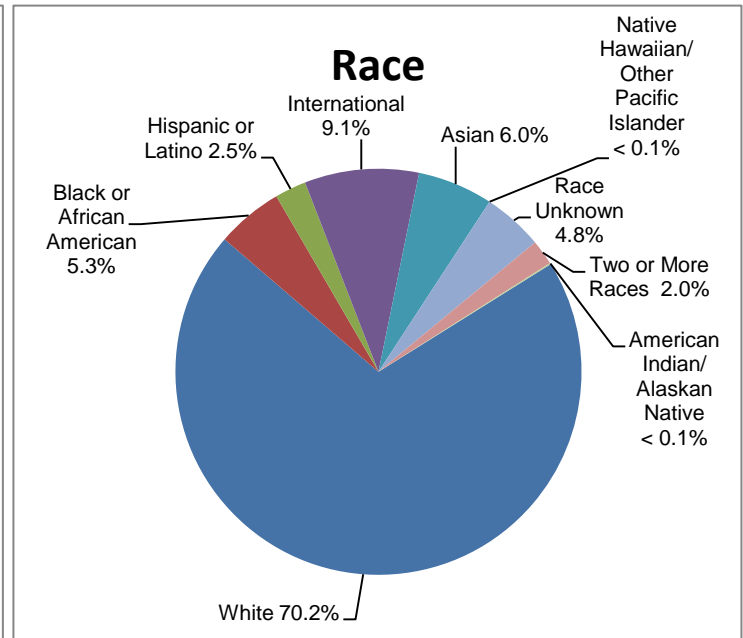
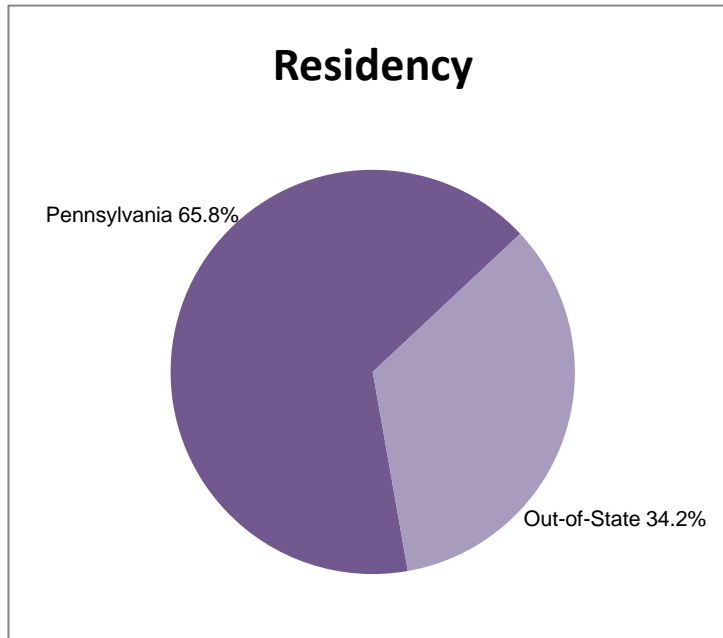
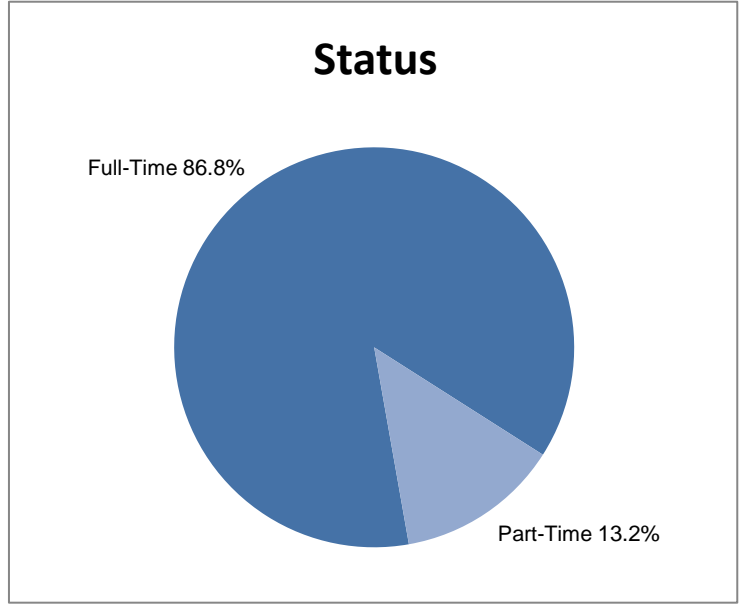
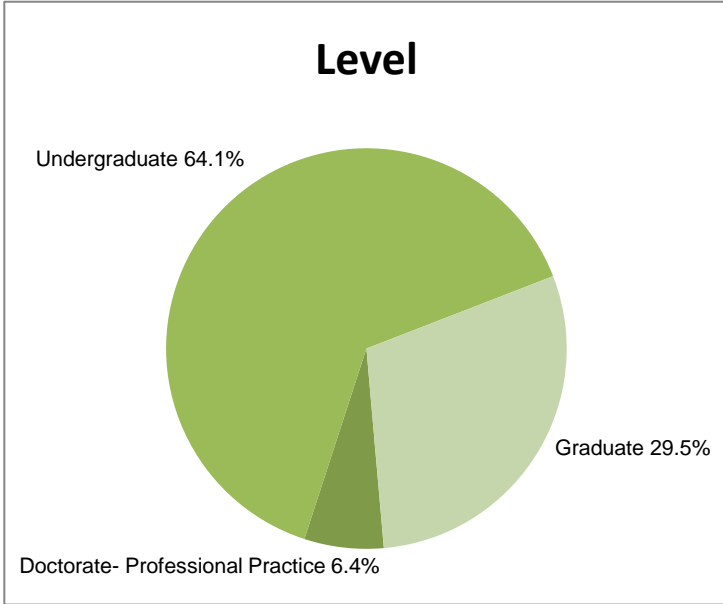
	Full-Time		Part-Time		Total	
<b>Pittsburgh Campus</b>						
Pittsburgh						
Undergraduate						
Pennsylvania Residents	12,421	72%	1,060	90%	13,481	73%
Out-of-State Residents	<u>4,835</u>	28%	<u>113</u>	10%	<u>4,948</u>	27%
Undergraduate Total	17,256		1,173		18,429	
Graduate						
Pennsylvania Residents	3,163	41%	2,272	86%	5,435	53%
Out-of-State Residents	<u>4,543</u>	59%	<u>362</u>	14%	<u>4,905</u>	47%
Graduate Total	7,706		2,634		10,340	
Pittsburgh Total						
Pennsylvania Residents	15,584	62%	3,332	88%	18,916	66%
Out-of-State Residents	<u>9,378</u>	38%	<u>475</u>	12%	<u>9,853</u>	34%
Pittsburgh Total	24,962		3,807		28,769	
<hr/>						
<b>Regional Campuses</b>						
Johnstown						
Undergraduate						
Pennsylvania Residents	2,700	96%	107	98%	2,807	96%
Out-of-State Residents	<u>123</u>	4%	<u>2</u>	2%	<u>125</u>	4%
Johnstown Total	2,823		109		2,932	
Greensburg						
Undergraduate						
Pennsylvania Residents	1,542	96%	114	97%	1,656	96%
Out-of-State Residents	<u>64</u>	4%	<u>3</u>	3%	<u>67</u>	4%
Greensburg Total	1,606		117		1,723	
Titusville						
Undergraduate						
Pennsylvania Residents	287	92%	75	100%	362	93%
Out-of-State Residents	<u>26</u>	8%	<u>0</u>	0%	<u>26</u>	7%
Titusville Total	313		75		388	
Bradford						
Undergraduate						
Pennsylvania Residents	1,116	81%	127	91%	1,243	82%
Out-of-State Residents	<u>262</u>	19%	<u>13</u>	9%	<u>275</u>	18%
Bradford Total	1,378		140		1,518	
Regional Campuses Total						
Pennsylvania Residents	5,645	92%	423	96%	6,068	92%
Out-of-State Residents	<u>475</u>	8%	<u>18</u>	4%	<u>493</u>	8%
Regional Campuses Total	6,120		441		6,561	
<hr/>						
<b>University</b>						
Undergraduate						
Pennsylvania Residents	18,066	77%	1,483	92%	19,549	78%
Out-of-State Residents	<u>5,310</u>	23%	<u>131</u>	8%	<u>5,441</u>	22%
Undergraduate Total	23,376		1,614		24,990	
Graduate						
Pennsylvania Residents	3,163	41%	2,272	86%	5,435	53%
Out-of-State Residents	<u>4,543</u>	59%	<u>362</u>	14%	<u>4,905</u>	47%
Graduate Total	7,706		2,634		10,340	
University Total						
Pennsylvania Residents	21,229	68%	3,755	88%	24,984	71%
Out-of-State Residents	<u>9,853</u>	32%	<u>493</u>	12%	<u>10,346</u>	29%
University Total	<u>31,082</u>		<u>4,248</u>		<u>35,330</u>	

Note: Graduate figures include graduate students and doctorate-professional practice students.



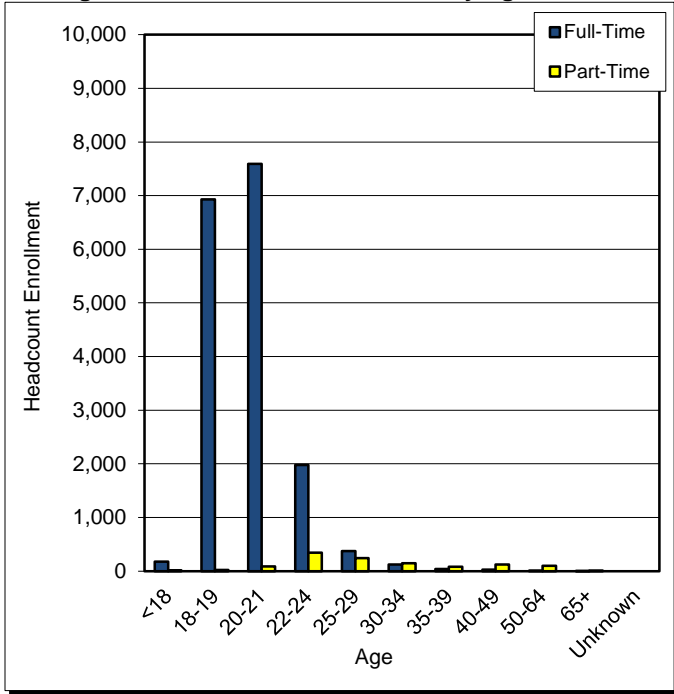
# Headcount Enrollment by Level, Status, Residency, and Race Pittsburgh Campus Fall Term 2012

**Total Pittsburgh Campus Headcount Enrollment: 28,769**

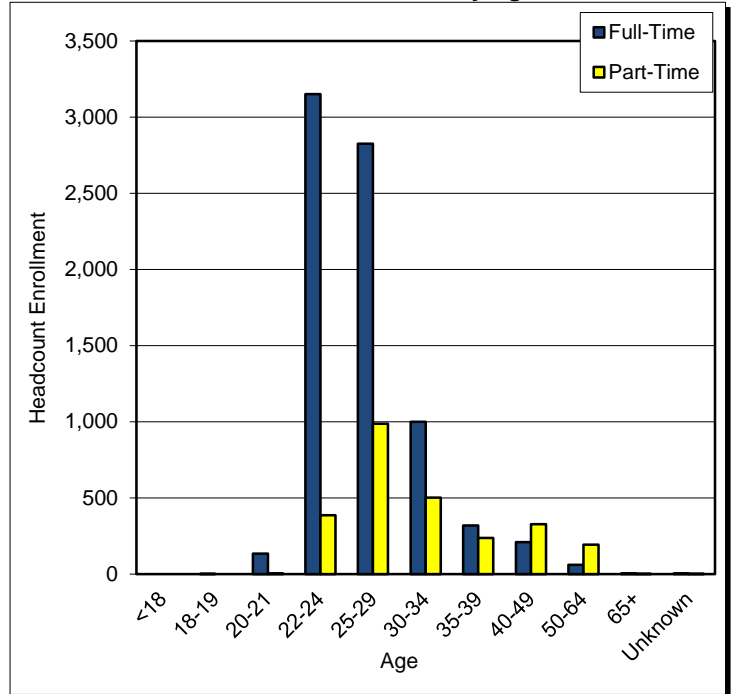


## Headcount Enrollment by Age, Level, and Status Pittsburgh Campus Fall Term 2012

**Undergraduate Headcount Enrollment by Age and Status**



**Graduate Headcount Enrollment by Age and Status**



Age	Undergraduate			Graduate			Total		
	Full-Time	Part-Time	Total	Full-Time	Part-Time	Total	Full-Time	Part-Time	Total
<18	177	18	195	0	0	0	177	18	195
18-19	6,928	20	6,948	1	0	1	6,929	20	6,949
20-21	7,591	85	7,676	134	3	137	7,725	88	7,813
22-24	1,980	343	2,323	3,152	385	3,537	5,132	728	5,860
25-29	374	244	618	2,826	986	3,812	3,200	1,230	4,430
30-34	124	149	273	999	501	1,500	1,123	650	1,773
35-39	41	81	122	318	237	555	359	318	677
40-49	30	122	152	209	327	536	239	449	688
50-64	10	102	112	61	192	253	71	294	365
65+	1	9	10	3	1	4	4	10	14
Unknown	0	0	0	3	2	5	3	2	5
<b>Total</b>	<u>17,256</u>	<u>1,173</u>	<u>18,429</u>	<u>7,706</u>	<u>2,634</u>	<u>10,340</u>	<u>24,962</u>	<u>3,807</u>	<u>28,769</u>
<b>Average Age</b>	20	31	21	27	32	28	21	32	24

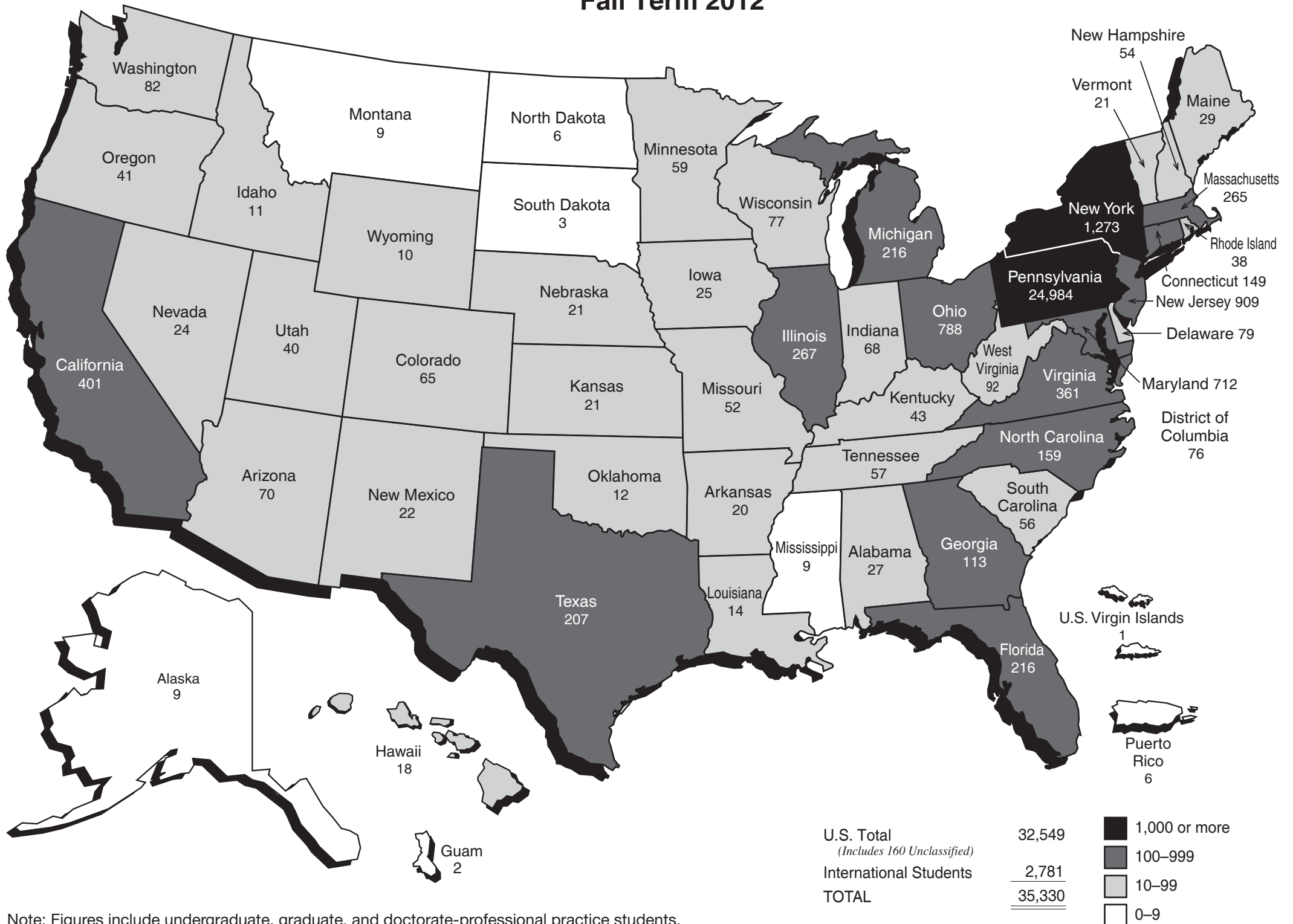
Note: Graduate figures include graduate and doctorate - professional practice students.



# Headcount Enrollment by State or Territory

## Total University

### Fall Term 2012



Note: Figures include undergraduate, graduate, and doctorate-professional practice students.

**Headcount Enrollment of International Students by Country of Origin  
Pittsburgh Campus, Regional Campuses, and University Total  
Fall Term 2012**

	Pittsburgh Campus	Regional Campuses	University Total		Pittsburgh Campus	Regional Campuses	University Total
Afghanistan	2	0	2	Latvia	1	0	1
Albania	1	0	1	Lebanon	6	1	7
Algeria	1	0	1	Liberia	3	0	3
Argentina	10	0	10	Libya	6	0	6
Australia	5	0	5	Lithuania	1	0	1
Austria	1	0	1	Macau	2	0	2
Bahrain	2	0	2	Malawi	1	0	1
Bangladesh	10	0	10	Malaysia	27	0	27
Belarus	1	0	1	Mali	1	0	1
Belgium	1	1	2	Mexico	22	0	22
Bolivia	4	0	4	Mongolia	1	0	1
Bosnia and Herzegovina	1	0	1	Morocco	1	0	1
Brazil	44	0	44	Mozambique	1	0	1
Bulgaria	10	1	11	Nepal	3	0	3
Burkina Faso	1	0	1	Netherlands	2	0	2
Cameroon	2	0	2	New Zealand	4	0	4
Canada	53	1	54	Nicaragua	2	0	2
Chile	18	0	18	Nigeria	19	5	24
China	1,267	120	1,387	Norway	1	0	1
Colombia	38	1	39	Oman	3	1	4
Costa Rica	3	0	3	Pakistan	3	0	3
Cyprus	3	0	3	Palestinian Territories	1	0	1
Czech Republic	16	0	16	Peru	19	0	19
Denmark	3	0	3	Philippines	7	0	7
Dominica	1	0	1	Poland	7	0	7
Ecuador	7	0	7	Romania	13	0	13
Egypt	11	0	11	Russia	20	1	21
Estonia	1	0	1	Saint Lucia	2	0	2
Ethiopia	1	0	1	Saudi Arabia	80	0	80
Finland	1	0	1	Serbia	3	0	3
France	13	1	14	Singapore	8	1	9
Gambia	0	1	1	Slovakia	3	0	3
Georgia	2	0	2	South Africa	7	0	7
Germany	37	4	41	Spain	4	0	4
Ghana	5	1	6	Sri Lanka	6	0	6
Greece	2	0	2	Sudan	1	0	1
Guatemala	3	0	3	Switzerland	1	1	2
Guyana	1	0	1	Syria	1	0	1
Hong Kong	10	0	10	Taiwan	100	4	104
India	236	1	237	Thailand	27	0	27
Indonesia	16	0	16	Trinidad and Tobago	2	0	2
Iran	47	0	47	Turkey	54	0	54
Israel	9	0	9	Uganda	3	0	3
Italy	11	1	12	Ukraine	5	0	5
Jamaica	3	2	5	United Arab Emirates	1	0	1
Japan	17	1	18	United Kingdom	11	0	11
Jordan	13	0	13	Uruguay	6	0	6
Kazakhstan	9	0	9	Uzbekistan	2	0	2
Kenya	1	0	1	Venezuela	3	0	3
Korea, Republic of	141	1	142	Vietnam	18	1	19
Kosovo	2	0	2	Yugoslavia	2	0	2
Kuwait	2	0	2	Zimbabwe	1	0	1
Kyrgyzstan	2	0	2	<b>Total</b>	<b>2,629</b>	<b>152</b>	<b>2,781</b>

Notes: Across all campuses of the University, the ten countries from which the most international students originate are, in descending order: China, India, Republic of Korea, Taiwan, Saudi Arabia, Canada, Turkey, Iran, Brazil, and Germany.

Pittsburgh Campus enrollment figures include undergraduate, graduate, and doctorate-professional practice students. Regional campuses enrollment figures include, exclusively, undergraduate students.

# **Degree and Certificate Programs**

## Degree and Certificate Programs Offered by School and Degree and Certificate Type Fall Term 2012

School and Program	Undergraduate Certificate	Graduate Certificate	Associate	Baccalaureate	Master's	Doctorate Research/Scholarship	Doctorate Professional Practice
<b>Dietrich School of Arts and Sciences - Humanities</b>							
American Sign Language	CERT						
Arabic Language and Literature	CERT						
Architectural Studies				BA			
Bioethics					MA		
Children's Literature	CERT						
Chinese				BA			
Classics				BA	MA	PhD	
Communication: Rhetoric and Communication				BA	MA	PhD	
Composition, Literacy, and Pedagogy		ADVCTM ADVCTD					
Cultural Studies		ADVCTM ADVCTD					
East Asian Studies					MA		
English					MA MFA	PhD	
English Literature				BA			
English Writing				BA			
Film Studies		ADVCTM ADVCTD		BA	MA	PhD	
French				BA	MA	PhD	
German				BA			
German Language	CERT						
German Studies					MA	PhD	
Hispanic Language and Literature					MA	PhD	
Hispanic Linguistics					MA	PhD	
History and Philosophy of Science				BA	MA	PhD	
History of Art and Architecture				BA	MA	PhD	
Italian				BA	MA		
Japanese				BA			
Jewish Studies	CERT						
Linguistics				BA	MA	PhD	
Medieval and Renaissance Studies	CERT	ADVCT					
Music				BA	MA	PhD	
Philosophy				BA	MA	PhD	
Polish				BA			
Public and Professional Writing	CERT						
Religion, Cooperative Program in						PhD	
Religious Studies				BA	MA		
Russian				BA			
Slavic Languages and Literatures					MA	PhD	
Slavic Studies				BA			
Spanish				BA			
Studio Arts				BA			
Teaching English to Speakers of Other Languages		ADVCT					
Theatre Arts				BA	MA MFA	PhD	
<b>Dietrich School of Arts and Sciences - Natural Sciences</b>							
Actuarial Mathematics				BS			
Applied Mathematics				BS	MA MS		
Applied Statistics					MA MS		
Bioinformatics				BS			
Biological Sciences				BS	MS	PhD	
Chemistry				BS	MS	PhD	

**Degree and Certificate Programs Offered by School and Degree and Certificate Type  
Fall Term 2012**

School and Program	Undergraduate Certificate	Graduate Certificate	Associate	Baccalaureate	Master's	Doctorate Research/Scholarship	Doctorate Professional Practice
<b>Dietrich School of Arts and Sciences - Natural Sciences (continued)</b>							
Computer Engineering					MS	PhD	
Computer Science				BS	MS	PhD	
Ecology and Evolution				BS			
Environmental Geology				BS			
Environmental Studies				BA			
Geographic Information Systems	CERT				MS		
Geology				BS			
Geology and Planetary Science					MS	PhD	
Intelligent Systems					MS	PhD	
Mathematical Biology				BS			
Mathematics				BS	MA MS	PhD	
Mathematics Professional Program					MS		
Mathematics-Economics				BA BS			
Mathematics-Philosophy				BA BS			
Microbiology				BS			
Molecular Biology				BS			
Molecular Biophysics and Structural Biology					MS	PhD	
Neuroscience				BS	MS	PhD	
Photonics	CERT						
Physics				BS	MS	PhD	
Physics and Astronomy				BA BS			
Psychology				BS	MS	PhD	
Scientific Computing		ADVCT		BS			
Statistics				BS	MA MS	PhD	
<b>Dietrich School of Arts and Sciences - Social Sciences</b>							
Africana Studies				BA			
Anthropology				BA	MA	PhD	
Economics				BA BS	MA	PhD	
Economics - Statistics				BS			
History				BA	MA	PhD	
History Education					MA		
Political Science				BA BS	MA	PhD	
Sociology				BA	MA	PhD	
Urban Studies				BA			
<b>Dietrich School of Arts and Sciences - Other</b>							
Africana Studies - English				BA			
Business (Dual Major Program)				BA BS			
Computational Modeling and Simulation					MS	PhD	
Conceptual Foundations of Medicine	CERT						
Interdisciplinary Studies				BA BS			
International and Area Studies				BPhil			
Leadership	CERT						
Politics - Philosophy				BA			
Study of Women, Gender, and Sexuality	CERT	ADVCTM ADVCTD					



## Degree and Certificate Programs Offered by School and Degree and Certificate Type Fall Term 2012

School and Program	Undergraduate Certificate	Graduate Certificate	Associate	Baccalaureate	Master's	Doctorate Research/Scholarship	Doctorate Professional Practice
<b>General Studies</b>							
Accounting	CERT						
Administration of Justice				BA			
Communication	CERT						
Community Health Assessment	CERT						
Corporate/Community Relations	CERT						
Dental Hygiene				BS			
Digital Media	CERT						
Engineering and Technology Management		ADVCT					
Health Services				BA			
Humanities Area				BA			
Information System Design	CERT						
Legal Studies				BA			
Liberal Studies				BA			
Managing Health Services Programs and Projects	CERT						
Media and Professional Communications				BA			
National Preparedness and Homeland Security	CERT						
Natural Sciences Area				BS			
Nonprofit Management	CERT						
Public Service				BA			
Self Design				BA BS			
Social Sciences Area				BA			
Statistical Quality Control	CERT						
Study of Women, Gender, and Sexuality	CERT						
Writing	CERT						
Writing for the Professions	CERT						
<b>Honors College</b>							
Bachelor of Philosophy				BPhil			
<b>Katz Graduate School of Business</b>							
Accounting					MS		
Business Administration (11-month MBA Program)					MBA	PhD	
Business Administration (Two-Year MBA Program)					MBA		
Executive MBA Program					MBA		
International Business					MIB		
Management of Information Systems					MS		
<b>Education</b>							
Adapted Physical Education		ADVCT					
Administrative and Policy Studies					MA MEd	PhD EdD	
Advanced Study in Special Ed. Teacher Prep. Pre K-8		ADVCT					
Applied Developmental Psychology				BS			
Educational Administration		ADVCT					
Educational Supervision		ADVCT					
Health and Physical Activity				BS	MS	PhD	
Instruction and Learning					MEd MAT	PhD EdD	
Learning Sciences and Policy						PhD	
Orientation and Mobility		ADVCT					
Psychology in Education					MA MS MEd	PhD	
Reading (Specialist)		ADVCT					
Teaching		ADVCT					
Youth Health and Fitness		ADVCT					

## Degree and Certificate Programs Offered by School and Degree and Certificate Type Fall Term 2012

School and Program	Undergraduate Certificate	Graduate Certificate	Associate	Baccalaureate	Master's	Doctorate Research/Scholarship	Doctorate Professional Practice
<b>Swanson School of Engineering</b>							
Bioengineering				BSE	MSBENG	PhD	
Chemical Engineering				BSE	MChE	PhD	
Civil Engineering				BSE	MSCE	PhD	
Civil Engineering and Architectural Studies	CERT						
Clinical Cardiovascular Engineering		ADVCT					
Computational Modeling and Simulation					MS	PhD	
Computer Engineering				BSE	MCOE	PhD	
Electrical Engineering				BSE	MSEE	PhD	
Energy Resource Utilization	CERT						
Engineering for Humanity	CERT						
Engineering Physics				BSE			
Engineering Science				BSE			
Fessenden Honors Engineering	CERT						
Health Systems Engineering	CERT						
Healthcare Systems Engineering		ADVCTM					
Industrial Engineering				BSE	MSIE	PhD	
Interdisciplinary PhD Program						PhD	
International Engineering Studies	CERT						
Materials Science and Engineering				BSE	MSME	PhD	
Mechanical Engineering				BSE	MSME	PhD	
Mining Engineering	CERT	ADVCT					
Nuclear Engineering	CERT	ADVCTM ADVCTD			MSNE		
Petroleum Engineering					MSPE		
Product Realization	CERT						
Supply Chain Management	CERT						
Sustainable Engineering	CERT						
<b>Law</b>							
Civil Litigation		ADVCT					
Disability Legal Studies		ADVCTM					
Environmental Law Science and Policy		ADVCT					
Health Law		ADVCT					
Intellectual Property and Technology Law		ADVCT					
International and Comparative Law		ADVCT					LLM
Law					MSL	SJD	JD
<b>Public and International Affairs</b>							
Development Planning and Environmental Sustainability					MID		
Human Security					MPIA MID		
International Political Economy					MPIA		
Non-Government Organizations and Civil Society					MID		
Policy Research and Analysis					MPA		
Public and International Affairs						PhD	
Public and Nonprofit Management					MPA		
Public Policy and Management					MPPM		
Security and Intelligence Studies					MPIA		
Urban and Regional Affairs					MPA		

## Degree and Certificate Programs Offered by School and Degree and Certificate Type Fall Term 2012

School and Program	Undergraduate Certificate	Graduate Certificate	Associate	Baccalaureate	Master's	Doctorate Research/Scholarship	Doctorate Professional Practice
<b>Social Work</b>							
Behavioral Health Case Management	CERT						
Gerontology		ADVCT					
Social Work							
Social Work in Labor and Industry	CERT						
<b>Information Sciences</b>							
Information Science		ADVCT		BS	MSIS	PhD	
Library and Information Science		ADVCT			MLIS	PhD	
Telecommunications		ADVCT			MST		
<b>College of Business Administration</b>							
Accounting				BSBA			
Finance				BSBA			
General Management				BSBA			
Global Management				BSBA			
International Business	CERT						
Leadership and Ethics	CERT						
Marketing				BSBA			
Supply Chain Management	CERT						
<b>Dental Medicine</b>							
Anesthesiology		ADVCT					
Dental Hygiene	CERT						
Dental Medicine							DMD
Endodontics		ADVCT				MDS	
Maxillofacial Prosthodontics		ADVCT					
Oral and Maxillofacial Pathology		ADVCTM					
Oral Biology					MS	PhD	
Orthodontics and Dentofacial Orthopedics		ADVCT				MDS	
Pediatric Dentistry		ADVCT				MDS	
Periodontics		ADVCT				MDS	
Prosthodontics		ADVCT				MDS	
<b>Nursing</b>							
Acute Care Nurse Practitioner		ADVCTM					
Adult Nurse Practitioner		ADVCTM					
Clinical Nurse Specialist					MSN	DNP	
Healthcare Administration		ADVCTM					
Healthcare Genetics		ADVCTM					
Neonatal Nurse Practitioner		ADVCTM					
Nurse Anesthesia					MSN	DNP	
Nurse Practitioner					MSN	DNP	
Nurse Specialty Role					MSN	DNP	
Nursing				BSN		PhD	
Nursing Case Management for Primary Care		ADVCTM					
Nursing - RN to BSN				BSN			
Nursing - RN to MSN				BSN			
Nursing Education		ADVCTM					
Nursing Informatics		ADVCTM					
Nursing Research		ADVCTM					
Pediatric Nurse Practitioner		ADVCTM					
Psychiatric Nurse Practitioner		ADVCTM					
Women's Health Nurse Practitioner		ADVCTM					

## Degree and Certificate Programs Offered by School and Degree and Certificate Type Fall Term 2012

School and Program	Undergraduate Certificate	Graduate Certificate	Associate	Baccalaureate	Master's	Doctorate Research/Scholarship	Doctorate Professional Practice
<b>Pharmacy</b>							
Pharmaceutical Sciences				BSPS	MS	PhD	
Pharmacy							PharmD
Pharmacy Administration					MS		
<b>Public Health</b>							
Behavioral and Community Health Sciences					MPH	PhD DRPH	
Biostatistics					MS MPH	PhD DRPH	
Community-Based Participatory Research and Practice		ADVCT					
Environmental and Occupational Health					MS MPH	PhD DRPH	
Environmental Health Risk Assessment		ADVCTM					
Epidemiology					MS MPH	PhD DRPH	
Evaluation of Pub Hlth Promotion and Health Ed Programs		ADVCTM ADVCTD					
Genetic Counseling					MS		
Global Health		ADVCT					
Health Policy and Management					MHA MPH	PhD	
Health Services Research and Policy						PhD	
Health Systems Leadership and Management		ADVCTD					
Healthcare Systems Engineering		ADVCTM					
Human Genetics					MS	PhD	
Industrial Hygiene		ADVCTM					
Infectious Diseases and Microbiology					MS MPH	PhD DRPH	
LGBT Health and Wellness		ADVCTM					
Management Program for Health Professionals		ADVCTM					
Minority Health and Health Disparity		ADVCTM					
Multidisciplinary MPH Program					MPH		
Occupational Medicine					MPH		
Public Health Genetics		ADVCTM			MPH		
Public Health Preparedness and Disaster Response		ADVCT					
<b>Medicine</b>							
Biomedical Informatics		ADVCT ADVCTM ADVCTD			MS	PhD	
Cell Biology and Molecular Physiology					MS	PhD	
Cellular and Molecular Pathology					MS	PhD	
Clinical and Translational Science						PhD	
Clinical Research		ADVCTM			MS		
Computational Biology						PhD	
Immunology					MS	PhD	
Medical Education		ADVCTM			MS		
Medicine							MD
Molecular Biophysics and Structural Biology					MS	PhD	
Molecular Genetics and Developmental Biology					MS	PhD	
Molecular Pharmacology					MS	PhD	
Molecular Virology and Microbiology					MS	PhD	
Neurobiology					MS	PhD	

## Degree and Certificate Programs Offered by School and Degree and Certificate Type Fall Term 2012

School and Program	Undergraduate Certificate	Graduate Certificate	Associate	Baccalaureate	Master's	Doctorate Research/Scholarship	Doctorate Professional Practice
<b>Health and Rehabilitation Sciences</b>							
Assistive Technology in Rehabilitation	CERT						
Athletic Training				BS			
Audiology						AuD	
Clinical Dietetics and Nutrition				BS			
Communication Science				BA			
Communication Science and Disorders					MA MS	PhD	
Coordinated Master's in Dietetics					MS		
Disability Studies		ADVCT					
Emergency Medicine				BS			
Emergency Medicine in Rehabilitation	CERT						
Health and Rehabilitation Sciences					MS		
Health Information Management				BS			
<b>Health and Rehabilitation Sciences (continued)</b>							
Occupational Therapy				BS	MOT		
Pathokinesiology in Rehabilitation	CERT						
Physical Therapy						DPT	
Physician Assistant Studies					MS		
Prosthetics and Orthotics					MS		
Psycho-Social Issues in Rehabilitation	CERT						
Rehabilitation Science				BS		PhD	
Rehabilitation Technology		ADVCTM					
Speech-Language Pathology						CSCD	
<b>University Center for International Studies</b>							
African Studies	CERT						
Asian Studies	CERT	ADVCT					
Eastern European Studies		ADVCT					
European Union Studies	CERT	ADVCT					
Global Studies	CERT	ADVCT					
Latin American Social and Public Policy		ADVCT					
Latin American Studies	CERT	ADVCT					
Russian and East European Study	CERT						
Russian Studies		ADVCT					
Soviet Studies		ADVCT					
West European Studies	CERT	ADVCT					
<b>University Center for Social and Urban Research</b>							
Gerontology		ADVCT					
<b>Johnstown - Humanities</b>							
American Studies				BA			
Communication				BA			
English Literature				BA			
English: Writing				BA			
Humanities				BA			
Journalism				BA			
Theatre Arts				BA			

**Degree and Certificate Programs Offered by School and Degree and Certificate Type  
Fall Term 2012**

School and Program	Undergraduate Certificate	Graduate Certificate	Associate	Baccalaureate	Master's	Doctorate Research/Scholarship	Doctorate Professional Practice
<b>Johnstown - Natural Sciences</b>							
Biochemistry				BS			
Biology				BS			
Chemistry				BS			
Computer Science				BS			
Emergency Medical Services			AS				
Energy and Earth Resources				BS			
Geology				BS			
Health Related Professions				BS			
Healthcare				BS			
Mathematics				BS			
Natural Science				BS			
Psychology				BS			
Respiratory Care			AS				
Surgical Technology			AS				
<b>Johnstown - Social Sciences</b>							
Business	CERT			BA			
Economics				BA			
Environmental Studies				BA			
Geographic Information Systems	CERT						
Geography				BA			
History				BA			
International Studies	CERT						
Political Science				BA			
Social Sciences				BA			
Sociology				BA			
<b>Johnstown - Education</b>							
Early Childhood Education				BS			
Middle Level Education				BS			
Secondary Education				BA BS			
<b>Johnstown - Engineering Technology</b>							
Civil Engineering Technology				BSCET			
Computer Engineering Technology				BSCPET			
Electrical Engineering Technology				BSEET			
Mechanical Engineering Technology				BSMET			
<b>Johnstown - Other Programs</b>							
Self Design				BA BS			
<b>Greensburg - Humanities</b>							
Children's Literature	CERT						
Communication: Rhetoric and Communication				BA			
English Literature				BA			
English Writing				BA			
Humanities Area				BA			
Spanish				BA			
Visual and Performing Arts				BA			

## Degree and Certificate Programs Offered by School and Degree and Certificate Type Fall Term 2012

School and Program	Undergraduate Certificate	Graduate Certificate	Associate	Baccalaureate	Master's	Doctorate Research/Scholarship	Doctorate Professional Practice
<b>Greensburg - Natural Sciences</b>							
Applied Mathematics				BS			
Biological Sciences				BS			
Chemistry				BS			
Natural Sciences Area				BS			
Psychology				BS			
<b>Greensburg - Behavioral Sciences</b>							
American Studies				BA			
Anthropology				BA			
Criminal Justice				BA			
Gerontology	CERT						
History				BA			
Latin American Studies	CERT						
Management				BS			
Management Information Systems				BS			
Management-Accounting				BS			
Political Science				BA			
Social Sciences Area				BA			
<b>Greensburg - Other Programs</b>							
Early Childhood Education				BS			
Secondary Education				BS			
Self Design				BA BS			
<b>Titusville</b>							
Accounting			AS				
Business			AS				
Business Information Systems			AS				
Human Services			AA				
Liberal Arts			AA				
Natural Science			AS				
Nursing			AS				
Physical Therapist Assistant			AS				
<b>Bradford - Humanities</b>							
Broadcast Communications				BA			
Communications				BA			
English				BA			
Interdisciplinary Arts				BA			
Liberal Studies			AA				
Public Relations				BA			
Writing				BA			
<b>Bradford - Natural Sciences</b>							
Applied Mathematics				BS			
Biology				BS			
Chemistry				BS			
Computer Information Systems and Technology				BA BS			
Environmental Studies				BA			
Information Systems			AS				
Petroleum Technology			AS				
Physical Sciences				BS			
Psychology				BS			

## Degree and Certificate Programs Offered by School and Degree and Certificate Type Fall Term 2012

School and Program	Undergraduate Certificate	Graduate Certificate	Associate	Baccalaureate	Master's	Doctorate Research/Scholarship	Doctorate Professional Practice
<b>Bradford - Social Sciences</b>							
Accounting				BS			
American Studies				BA			
Business Management				BS			
Criminal Justice				BA			
Economics				BA			
Entrepreneurship				BS			
History - Political Science				BA			
Hospitality Management				BS			
Human Relations				BA			
Social Sciences				BA			
Sociology				BA			
<b>Bradford - Education</b>							
Biology Education 7-12				BS			
Business, Computer and Information Technology K-12				BS			
Chemistry Education 7-12				BS			
Early Level Education (Pre K- 4)				BS			
Elementary Education				BS			
English Education 7-12				BS			
Environmental Education 7-12				BS			
Health and Physical Education				BS			
Mathematics Education 7-12				BS			
Social Studies Education 7-12				BS			
<b>Bradford - Other Programs</b>							
Athletic Training				BS			
Engineering Science			AS				
Nursing			AS	BSN			
Radiological Science				BS			
Sport and Recreation Management				BS			
Sports Medicine				BS			

Notes: The degree and certificate programs listed are those which are currently offered.

Application to certain programs and the conferring of specific, non-terminal degrees in these programs may be contingent upon departmental guidelines.

CERT and ADVCT denote the undergraduate-level and graduate-level certificates, respectively. Then, more specifically, ADVCTM and ADVCTD denote the masters-level and doctoral-level certificates, respectively.

The Bachelor of Philosophy degree (BPhil) is offered through the Honors College and is available in all baccalaureate programs. As such, it is enumerated only once in this table. The one exception is the Dietrich School of Arts and Sciences degree program, International and Area Studies, in which the sole baccalaureate awarded is the BPhil.

Offered in addition to those programs listed here are the combined major and numerous dual, joint, and cooperative degree programs.



**Number of Degree Programs Offered by Degree Category and Degree Type  
Pittsburgh Campus, Regional Campuses, and University Total  
Fall Term 2012**

**UNIVERSITY DEGREE PROGRAMS, TOTAL** **456**

---

**PITTSBURGH CAMPUS DEGREE PROGRAMS, TOTAL** **340**

---

**Baccalaureate Degree Programs, Total** **108**

---

Bachelor of Arts	BA	48
Bachelor of Arts in Social Work	BASW	1
Bachelor of Philosophy <sup>1</sup>	BPhil	2
Bachelor of Science	BS	38
Bachelor of Science in Business Administration	BSBA	5
Bachelor of Science in Engineering	BSE	10
Bachelor of Science in Nursing	BSN	3
Bachelor of Science in Pharmaceutical Sciences	BSPS	1

**Master's Degree Programs, Total** **134**

---

Master of Arts	MA	32
Master of Arts in Teaching	MAT	1
Master of Business Administration	MBA	3
Master of Dental Science	MDS	5
Master of Education	MEd	3
Master of Fine Arts	MFA	2
Master of Health Administration	MHA	1
Master of International Business	MIB	1
Master of International Development	MID	3
Master of Library and Information Science	MLIS	1
Master of Occupational Therapy	MOT	1
Master of Public Administration	MPA	3
Master of Public Health	MPH	9
Master of Public and International Affairs	MPIA	3
Master of Public Policy and Management	MPPM	1
Master of Science	MS	47
Master of Science in Bioengineering	MSBENG	1
Master of Science in Chemical Engineering	MSChE	1
Master of Science in Civil Engineering	MSCE	1
Master of Science in Computer Engineering	MSCOE	1
Master of Science in Electrical Engineering	MSEE	1
Master of Science in Industrial Engineering	MSIE	1
Master of Science in Information Science	MSIS	1
Master of Science in Materials Science and Engineering	MSMSE	1
Master of Science in Mechanical Engineering	MSME	1
Master of Science in Nuclear Engineering	MSNE	1
Master of Science in Nursing	MSN	4
Master of Science in Petroleum Engineering	MSPE	1
Master of Science in Telecommunications	MST	1
Master of Social Work	MSW	1
Master of Studies in Law	MSL	1

**Doctorate - Research/Scholarship Degree Programs, Total** **93**

---

Doctor of Audiology	AuD	1
Doctor of Clinical Science	CSCD	1
Doctor of Education	EdD	2
Doctor of Jurisprudence	SJD	1
Doctor of Nursing Practice	DNP	4
Doctor of Philosophy	PhD	78
Doctor of Physical Therapy	DPT	1
Doctor of Public Health	DrPH	5

**Number of Degree Programs Offered by Degree Category and Degree Type  
Pittsburgh Campus, Regional Campuses, and University Total  
Fall Term 2012**

**PITTSBURGH CAMPUS (continued)**

<b>Doctorate - Professional Practice Degree Programs, Total</b>			<b>5</b>
Doctor of Dental Medicine	DMD		1
Doctor of Medicine	MD		1
Doctor of Pharmacy	PharmD		1
Juris Doctor	JD		1
Master of Laws	LLM		1

**REGIONAL CAMPUSES DEGREE PROGRAMS, TOTAL** **116**

**JOHNSTOWN CAMPUS DEGREE PROGRAMS, TOTAL** **39**

<b>Associate Degree Programs, Total</b>			<b>3</b>
Associate of Science	AS		3
<b>Baccalaureate Degree Programs, Total</b>			<b>36</b>
Bachelor of Arts	BA		17
Bachelor of Science	BS		15
Bachelor of Science in Civil Engineering Technology	BSCET		1
Bachelor of Science in Computer Engineering Technology	BSCPET		1
Bachelor of Science in Electrical Engineering Technology	BSEET		1
Bachelor of Science in Mechanical Engineering Technology	BSMET		1

**GREENSBURG CAMPUS DEGREE PROGRAMS, TOTAL** **24**

<b>Baccalaureate Degree Programs, Total</b>			<b>24</b>
Bachelor of Arts	BA		13
Bachelor of Science	BS		11

**TITUSVILLE CAMPUS DEGREE PROGRAMS, TOTAL** **8**

<b>Associate Degree Program Total</b>			<b>8</b>
Associate of Arts	AA		2
Associate of Science	AS		6

**BRADFORD CAMPUS DEGREE PROGRAMS, TOTAL** **45**

<b>Associate Degree Programs, Total</b>			<b>5</b>
Associate of Arts	AA		1
Associate of Science	AS		4
<b>Baccalaureate Degree Programs, Total</b>			<b>40</b>
Bachelor of Arts	BA		15
Bachelor of Science	BS		24
Bachelor of Science in Nursing	BSN		1

<sup>1</sup>The Bachelor of Philosophy degree (BPhil) is offered through the Honors College and is available in all baccalaureate programs. As such, it is enumerated only once in this table. The one exception is the Dietrich School of Arts and Sciences degree program, International and Area Studies, in which the sole baccalaureate awarded is the BPhil.

Notes: Figures shown reflect those degree programs which are currently offered.

Application to certain programs and the subsequent conferring of specific, non-terminal degrees in these programs may be contingent upon departmental guidelines.

The above figures do not include the combined major and numerous dual, joint, and cooperative degree programs.

**Number of Degree Programs Offered by Degree Category and School  
Pittsburgh Campus, Regional Campuses, and University Total  
Fall Term 2012**

SCHOOL	Associate	Baccalaureate	Master's	Doctorate		Total
				Research/ Scholarship	Professional Practice	
<b>Pittsburgh Campus</b>						
Dietrich School of Arts and Sciences	0	65	48	34	0	147
General Studies	0	12	0	0	0	12
Honors College	0	1	0	0	0	1
Katz Graduate School of Business	0	0	6	1	0	7
Education	0	2	8	7	0	17
Swanson School of Engineering	0	10	11	10	0	31
Law	0	0	1	1	2	4
Public and International Affairs	0	0	10	1	0	11
Social Work	0	1	1	1	0	3
Information Sciences	0	1	3	2	0	6
College of Business Administration	0	5	0	0	0	5
Dental Medicine	0	0	6	1	1	8
Nursing	0	3	4	5	0	12
Pharmacy	0	1	2	1	1	5
Public Health	0	0	16	13	0	29
Medicine	0	0	11	11	1	23
Health and Rehabilitation Sciences	0	7	7	5	0	19
<b>Pittsburgh Campus Total</b>	<u>0</u>	<u>108</u>	<u>134</u>	<u>93</u>	<u>5</u>	<u>340</u>
<b>Regional Campuses</b>						
Johnstown	3	36	0	0	0	39
Greensburg	0	24	0	0	0	24
Titusville	8	0	0	0	0	8
Bradford	5	40	0	0	0	45
<b>Regional Campuses Total</b>	<u>16</u>	<u>100</u>	<u>0</u>	<u>0</u>	<u>0</u>	<u>116</u>
<b>UNIVERSITY TOTAL</b>	<u>16</u>	<u>208</u>	<u>134</u>	<u>93</u>	<u>5</u>	<u>456</u>

Notes: Degree programs enumerated here are those that are currently offered, that is, those to which students can be admitted.

Application to certain programs and the subsequent conferring of specific, non-terminal degrees in these programs are contingent upon departmental guidelines.

The Bachelor of Philosophy degree (BPhil) is offered through the Honors College and is available in all baccalaureate programs. As such, it is enumerated only once in this table. The one exception is the Dietrich School of Arts and Sciences degree program, International and Area Studies, in which the sole baccalaureate awarded is the BPhil.

Offered in addition to those programs enumerated here are the combined major and numerous dual, joint and cooperative degree programs.

**Number of Degrees Conferred by Degree Category and School  
Pittsburgh Campus, Regional Campuses, and University Total  
Fiscal Year 2008 to 2012**

	2008	2009	2010	2011	2012
<b>DEGREE CATEGORY</b>					
<b>Pittsburgh Campus</b>					
<b>Baccalaureate</b>					
Dietrich School of Arts and Sciences	2,124	2,062	2,212	2,185	2,296
General Studies	293	299	250	253	275
Education	74	96	113	108	102
Swanson School of Engineering	475	402	396	434	465
Social Work	26	55	37	43	41
Information Sciences	42	51	47	63	66
College of Business Administration	503	537	535	626	543
Nursing	204	154	163	201	203
Pharmacy <sup>1</sup>	0	0	0	81	92
Health and Rehabilitation Sciences	172	200	221	218	211
<b>Baccalaureate Total</b>	<b>3,913</b>	<b>3,856</b>	<b>3,974</b>	<b>4,212</b>	<b>4,294</b>
<b>Master's</b>					
Dietrich School of Arts and Sciences	192	162	151	180	168
Katz Graduate School of Business	358	391	375	410	363
Education	318	365	349	373	401
Swanson School of Engineering	117	93	132	166	189
Law	12	8	9	6	11
Public and International Affairs	172	148	184	180	190
Social Work	212	174	227	224	256
Information Sciences	264	252	326	309	283
Dental Medicine	0	1	2	2	6
Nursing	78	81	95	81	103
Pharmacy	0	1	2	6	7
Public Health	127	133	162	126	151
Medicine	26	26	28	20	33
Health and Rehabilitation Sciences	130	158	198	233	223
<b>Master's Total</b>	<b>2,006</b>	<b>1,993</b>	<b>2,240</b>	<b>2,316</b>	<b>2,384</b>
<b>Doctorate - Research/Scholarship</b>					
Dietrich School of Arts and Sciences	161	148	129	167	185
Katz Graduate School of Business	15	11	7	8	11
Education	61	41	35	48	34
Swanson School of Engineering	37	48	52	57	50
Public and International Affairs	8	10	10	7	6
Social Work	11	5	5	5	2
Information Sciences	15	14	9	13	13
Nursing	9	14	5	15	12
Pharmacy	3	4	1	3	5
Public Health	38	58	37	53	34
Medicine	34	37	51	55	46
Health and Rehabilitation Sciences	71	58	59	88	81
<b>Doctorate - Research/Scholarship Total</b>	<b>463</b>	<b>448</b>	<b>400</b>	<b>519</b>	<b>479</b>

**Number of Degrees Conferred by Degree Category and School  
Pittsburgh Campus, Regional Campuses, and University Total  
Fiscal Year 2008 to 2012**

	2008	2009	2010	2011	2012
<b>DEGREE CATEGORY</b>					
<b>Pittsburgh Campus (continued)</b>					
<b>Doctorate - Professional Practice</b>					
Law	256	244	221	262	239
Dental Medicine	72	83	85	80	77
Pharmacy	96	100	107	103	109
Medicine	139	147	131	149	155
<b>Doctorate - Professional Practice Total</b>	<u>563</u>	<u>574</u>	<u>544</u>	<u>594</u>	<u>580</u>
 <b>Pittsburgh Campus Total</b>	 6,945	 6,871	 7,158	 7,641	 7,737
 <b>Regional Campuses</b>					
<b>Associate</b>					
Johnstown	21	15	15	27	15
Titusville	49	54	49	59	70
Bradford	34	52	43	47	45
<b>Associate Total</b>	<u>104</u>	<u>121</u>	<u>107</u>	<u>133</u>	<u>130</u>
 <b>Baccalaureate</b>					
Johnstown	533	494	529	489	506
Greensburg	225	285	234	259	287
Bradford	191	238	220	259	289
<b>Baccalaureate Total</b>	<u>949</u>	<u>1,017</u>	<u>983</u>	<u>1,007</u>	<u>1,082</u>
 <b>Regional Campuses Total</b>	 1,053	 1,138	 1,090	 1,140	 1,212
 <b>UNIVERSITY TOTAL</b>	 <u>7,998</u>	 <u>8,009</u>	 <u>8,248</u>	 <u>8,781</u>	 <u>8,949</u>

<sup>1</sup>Beginning in FY 2011, this school began awarding the Bachelor of Science in Pharmaceutical Sciences degree to those students who are enrolled in the Doctor of Pharmacy degree program and have completed its pre-professional component.

# **Faculty and Staff Information**

**Full-Time and Part-Time Employees by School and Employee Type  
Pittsburgh Campus, Regional Campuses, and University Total  
Fall Term 2012**

	Faculty			Research Associates and Postdoctoral Associates			Staff			Total		
	Full-Time	Part-Time	Total	Full-Time	Part-Time	Total	Full-Time	Part-Time	Total	Full-Time	Part-Time	Total
Pittsburgh Campus												
Dietrich School of Arts and Sciences	746	417	1,163	97	2	99	345	21	366	1,188	440	1,628
General Studies	0	4	4	0	0	0	16	0	16	16	4	20
Honors College	0	0	0	1	0	1	12	0	12	13	0	13
Katz Graduate School of Business <sup>1</sup>	86	27	113	0	0	0	98	9	107	184	36	220
Education <sup>2</sup>	126	8	134	2	1	3	117	16	133	245	25	270
Swanson School of Engineering	143	16	159	50	3	53	100	1	101	293	20	313
Law	51	1	52	0	0	0	36	3	39	87	4	91
Public and International Affairs	31	8	39	1	0	1	23	3	26	55	11	66
Social Work	32	77	109	2	1	3	88	2	90	122	80	202
Information Sciences	26	20	46	1	0	1	21	1	22	48	21	69
Dental Medicine	86	89	175	10	0	10	174	9	183	270	98	368
Nursing	83	10	93	3	0	3	82	17	99	168	27	195
Pharmacy	78	14	92	13	0	13	51	4	55	142	18	160
Public Health	165	16	181	32	0	32	384	39	423	581	55	636
Medicine	2,278	85	2,363	653	12	665	1,606	95	1,701	4,537	192	4,729
Health and Rehabilitation Sciences	118	8	126	7	0	7	55	2	57	180	10	190
Other Areas <sup>3</sup>	<u>114</u>	<u>18</u>	<u>132</u>	<u>49</u>	<u>11</u>	<u>60</u>	<u>3,050</u>	<u>115</u>	<u>3,165</u>	<u>3,213</u>	<u>144</u>	<u>3,357</u>
Pittsburgh Campus Total	4,163	818	4,981	921	30	951	6,258	337	6,595	11,342	1,185	12,527
Regional Campuses												
Johnstown	135	15	150	0	0	0	185	6	191	320	21	341
Greensburg	77	17	94	0	0	0	95	0	95	172	17	189
Titusville	24	28	52	0	0	0	39	2	41	63	30	93
Bradford	71	21	92	0	0	0	122	8	130	193	29	222
Regional Campuses Total	<u>307</u>	<u>81</u>	<u>388</u>	<u>0</u>	<u>0</u>	<u>0</u>	<u>441</u>	<u>16</u>	<u>457</u>	<u>748</u>	<u>97</u>	<u>845</u>
University Total	<u>4,470</u>	<u>899</u>	<u>5,369</u>	<u>921</u>	<u>30</u>	<u>951</u>	<u>6,699</u>	<u>353</u>	<u>7,052</u>	<u>12,090</u>	<u>1,282</u>	<u>13,372</u>

<sup>1</sup>Includes the College of Business Administration.

<sup>2</sup>Figures do not include employees in the responsibility center entitled Education-University Service Programs.

<sup>3</sup>Other Areas include the following responsibility centers: Office of the Chancellor, Office of the Provost and Senior Vice Chancellor, Senior Vice Chancellor for Health Sciences, Office of the Vice Chancellor for Institutional Advancement, Executive Vice Chancellor, Office of the Chief Financial Officer, Human Resources, Business Operations, Secretary of the Board of Trustees, General Counsel, Student Affairs, Computing Services and Systems Development, University Center for International Studies, Pittsburgh Cancer Institute, Education - University Service Programs, University Library System, Facilities Management, Learning Research and Development Center, Athletics, University Center for Social and Urban Research, and School of Medicine Division Administration.

Note: Figures include regular full-time and regular part-time employees. Individuals employed on a temporary full-time or temporary part-time basis are not included.

**Full-Time Employees by Race and Sex**  
**Pittsburgh Campus, Regional Campuses, and University Total**  
**Fall Term 2012**

		Black or African American	American Indian or Alaskan Native	Asian	Native Hawaiian or Other Pacific Islander	Hispanic	White	Two or More Races	Race Unknown	Total
<b>Pittsburgh Campus</b>										
Faculty	Male	52	3	491	3	73	1,877	5	6	2,510
	Female	<u>45</u>	<u>1</u>	<u>276</u>	<u>1</u>	<u>48</u>	<u>1,275</u>	<u>1</u>	<u>6</u>	<u>1,653</u>
	Total	97	4	767	4	121	3,152	6	12	4,163
Research Associates and Postdoctoral Associates	Male	3	3	300	2	17	180	0	5	510
	Female	<u>7</u>	<u>0</u>	<u>181</u>	<u>1</u>	<u>16</u>	<u>203</u>	<u>1</u>	<u>2</u>	<u>411</u>
	Total	10	3	481	3	33	383	1	7	921
Staff	Male	271	1	105	5	32	2,025	13	18	2,470
	Female	<u>324</u>	<u>5</u>	<u>202</u>	<u>2</u>	<u>34</u>	<u>3,186</u>	<u>23</u>	<u>12</u>	<u>3,788</u>
	Total	595	6	307	7	66	5,211	36	30	6,258
Pittsburgh Total	Male	326	7	896	10	122	4,082	18	29	5,490
	Female	<u>376</u>	<u>6</u>	<u>659</u>	<u>4</u>	<u>98</u>	<u>4,664</u>	<u>25</u>	<u>20</u>	<u>5,852</u>
	Total	702	13	1,555	14	220	8,746	43	49	11,342
<hr/>										
<b>Johnstown</b>										
Faculty	Male	3	1	5	0	1	69	0	0	79
	Female	<u>1</u>	<u>0</u>	<u>4</u>	<u>0</u>	<u>0</u>	<u>51</u>	<u>0</u>	<u>0</u>	<u>56</u>
	Total	4	1	9	0	1	120	0	0	135
Staff	Male	4	0	0	0	0	80	0	1	85
	Female	<u>0</u>	<u>0</u>	<u>1</u>	<u>0</u>	<u>1</u>	<u>97</u>	<u>0</u>	<u>1</u>	<u>100</u>
	Total	4	0	1	0	1	177	0	2	185
Johnstown Total	Male	7	1	5	0	1	149	0	1	164
	Female	<u>1</u>	<u>0</u>	<u>5</u>	<u>0</u>	<u>1</u>	<u>148</u>	<u>0</u>	<u>1</u>	<u>156</u>
	Total	8	1	10	0	2	297	0	2	320
<hr/>										
<b>Greensburg</b>										
Faculty	Male	1	0	0	0	1	32	0	0	34
	Female	<u>1</u>	<u>0</u>	<u>4</u>	<u>0</u>	<u>3</u>	<u>35</u>	<u>0</u>	<u>0</u>	<u>43</u>
	Total	2	0	4	0	4	67	0	0	77
Staff	Male	3	0	0	0	0	36	0	0	39
	Female	<u>0</u>	<u>0</u>	<u>1</u>	<u>0</u>	<u>0</u>	<u>55</u>	<u>0</u>	<u>0</u>	<u>56</u>
	Total	3	0	1	0	0	91	0	0	95
Greensburg Total	Male	4	0	0	0	1	68	0	0	73
	Female	<u>1</u>	<u>0</u>	<u>5</u>	<u>0</u>	<u>3</u>	<u>90</u>	<u>0</u>	<u>0</u>	<u>99</u>
	Total	5	0	5	0	4	158	0	0	172
<hr/>										
<b>Titusville</b>										
Faculty	Male	0	0	2	0	0	10	0	0	12
	Female	<u>1</u>	<u>0</u>	<u>0</u>	<u>0</u>	<u>0</u>	<u>11</u>	<u>0</u>	<u>0</u>	<u>12</u>
	Total	1	0	2	0	0	21	0	0	24
Staff	Male	0	0	0	0	0	16	0	0	16
	Female	<u>0</u>	<u>0</u>	<u>0</u>	<u>0</u>	<u>0</u>	<u>23</u>	<u>0</u>	<u>0</u>	<u>23</u>
	Total	0	0	0	0	0	39	0	0	39
Titusville Total	Male	0	0	2	0	0	26	0	0	28
	Female	<u>1</u>	<u>0</u>	<u>0</u>	<u>0</u>	<u>0</u>	<u>34</u>	<u>0</u>	<u>0</u>	<u>35</u>
	Total	1	0	2	0	0	60	0	0	63



**Full-Time Employees by Race and Sex  
Pittsburgh Campus, Regional Campuses, and University Total  
Fall Term 2012**

		Black or African American	American Indian or Alaskan Native	Asian	Native Hawaiian or Other Pacific Islander	Hispanic	White	Two or More Races	Race Unknown	Total
<b>Bradford</b>										
Faculty	Male	2	0	5	0	0	39	0	0	46
	Female	<u>0</u>	<u>0</u>	<u>2</u>	<u>0</u>	<u>1</u>	<u>22</u>	<u>0</u>	<u>0</u>	<u>25</u>
	Total	2	0	7	0	1	61	0	0	71
Staff	Male	2	0	0	0	0	48	0	0	50
	Female	<u>2</u>	<u>0</u>	<u>0</u>	<u>0</u>	<u>1</u>	<u>69</u>	<u>0</u>	<u>0</u>	<u>72</u>
	Total	4	0	0	0	1	117	0	0	122
Bradford Total	Male	4	0	5	0	0	87	0	0	96
	Female	<u>2</u>	<u>0</u>	<u>2</u>	<u>0</u>	<u>2</u>	<u>91</u>	<u>0</u>	<u>0</u>	<u>97</u>
	Total	6	0	7	0	2	178	0	0	193
<hr/>										
<b>Regional Campuses</b>										
Faculty	Male	6	1	12	0	2	150	0	0	171
	Female	<u>3</u>	<u>0</u>	<u>10</u>	<u>0</u>	<u>4</u>	<u>119</u>	<u>0</u>	<u>0</u>	<u>136</u>
	Total	9	1	22	0	6	269	0	0	307
Staff	Male	9	0	0	0	0	180	0	1	190
	Female	<u>2</u>	<u>0</u>	<u>2</u>	<u>0</u>	<u>2</u>	<u>244</u>	<u>0</u>	<u>1</u>	<u>251</u>
	Total	11	0	2	0	2	424	0	2	441
Regional Campuses Total	Male	15	1	12	0	2	330	0	1	361
	Female	<u>5</u>	<u>0</u>	<u>12</u>	<u>0</u>	<u>6</u>	<u>363</u>	<u>0</u>	<u>1</u>	<u>387</u>
	Total	20	1	24	0	8	693	0	2	748
<hr/>										
<b>University</b>										
Faculty	Male	58	4	503	3	75	2,027	5	6	2,681
	Female	<u>48</u>	<u>1</u>	<u>286</u>	<u>1</u>	<u>52</u>	<u>1,394</u>	<u>1</u>	<u>6</u>	<u>1,789</u>
	Total	106	5	789	4	127	3,421	6	12	4,470
Research Associates and Post Doctoral Associates	Male	3	3	300	2	17	180	0	5	510
	Female	<u>7</u>	<u>0</u>	<u>181</u>	<u>1</u>	<u>16</u>	<u>203</u>	<u>1</u>	<u>2</u>	<u>411</u>
	Total	10	3	481	3	33	383	1	7	921
Staff	Male	280	1	105	5	32	2,205	13	19	2,660
	Female	<u>326</u>	<u>5</u>	<u>204</u>	<u>2</u>	<u>36</u>	<u>3,430</u>	<u>23</u>	<u>13</u>	<u>4,039</u>
	Total	606	6	309	7	68	5,635	36	32	6,699
University Total	Male	341	8	908	10	124	4,412	18	30	5,851
	Female	<u>381</u>	<u>6</u>	<u>671</u>	<u>4</u>	<u>104</u>	<u>5,027</u>	<u>25</u>	<u>21</u>	<u>6,239</u>
	Total	<u>722</u>	<u>14</u>	<u>1,579</u>	<u>14</u>	<u>228</u>	<u>9,439</u>	<u>43</u>	<u>51</u>	<u>12,090</u>

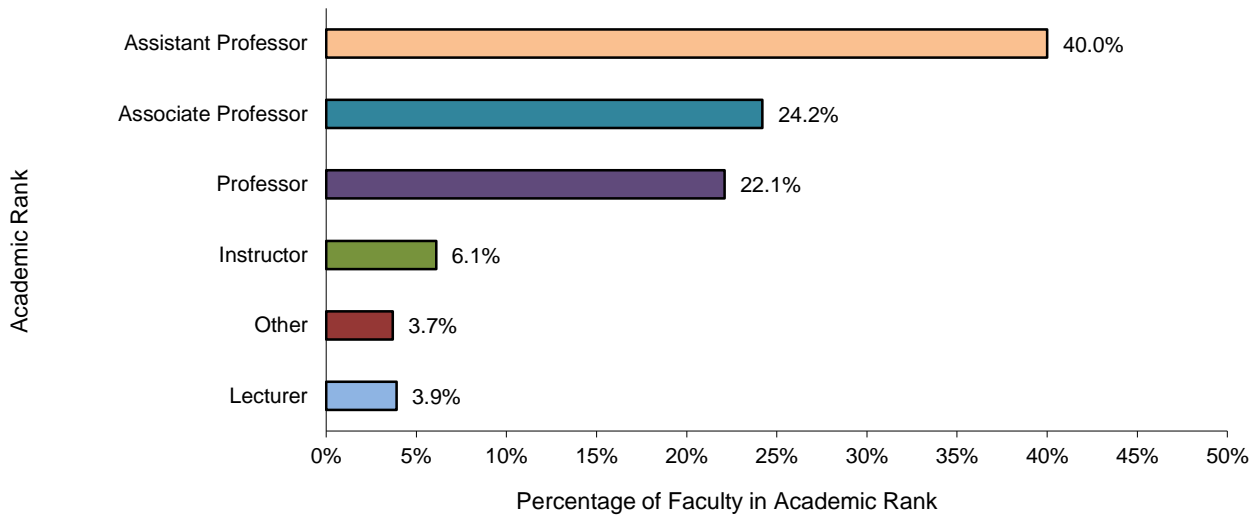
Note: Figures reflect regular full-time employees. Individuals employed on a temporary full-time basis are not included.

**Selected Characteristics of Full-Time Employees  
Total University  
Fall Term 2012**

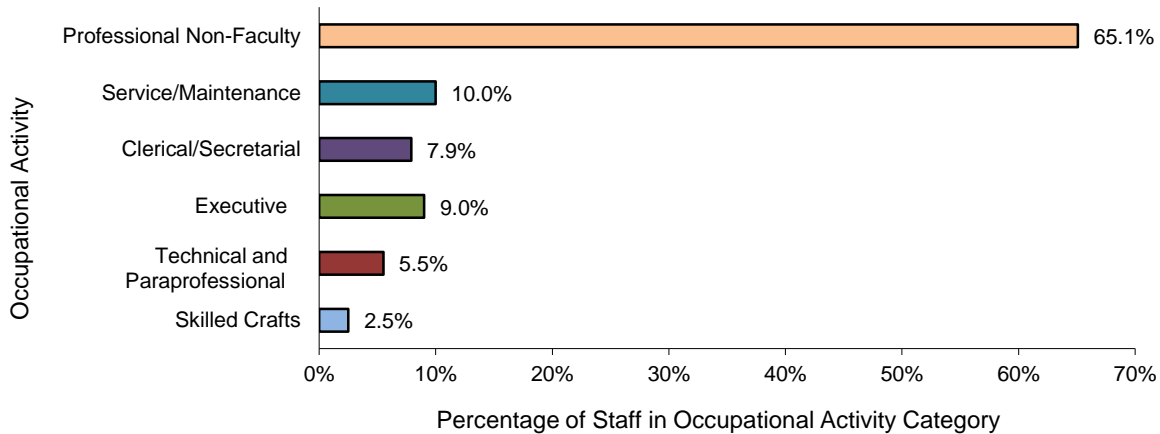
**Number of Full-Time Employees by Employee Type**

Faculty	4,470	37.0%
Research/Post Doctoral Associates	921	7.6%
Staff	<u>6,699</u>	55.4%
Total	<u><u>12,090</u></u>	100.0%

**Faculty by Academic Rank**



**Staff by Occupational Activity Category**



Notes: The charts shown on this page provide faculty and staff details, ranks and occupational activity categories, respectively. Figures include regular full-time employees. Individuals employed on a temporary basis are not included.

**Full-Time Faculty by School and Academic Rank  
Pittsburgh Campus, Regional Campuses, and University Total  
Fall Term 2012**

	<b>Professor</b>	<b>Associate Professor</b>	<b>Assistant Professor</b>	<b>Instructor</b>	<b>Lecturer</b>	<b>Others<sup>1</sup></b>	<b>Total</b>
<b>Pittsburgh Campus</b>							
Dietrich School of Arts and Sciences	216	159	163	41	163	4	746
Katz Graduate School of Business <sup>2</sup>	34	22	23	2	5	0	86
Education <sup>3</sup>	15	33	31	5	1	41	126
Swanson School of Engineering	42	50	46	0	1	4	143
Law	27	8	9	1	0	6	51
Public and International Affairs	9	8	14	0	0	0	31
Social Work	4	10	16	0	2	0	32
Information Sciences	7	13	5	0	1	0	26
Dental Medicine	11	22	43	10	0	0	86
Nursing	13	14	46	10	0	0	83
Pharmacy	18	19	35	4	0	2	78
Public Health	37	46	79	2	0	1	165
Medicine	507	545	1,113	99	0	14	2,278
Health and Rehabilitation Sciences	14	20	53	30	0	1	118
Other Areas <sup>4</sup>	<u>6</u>	<u>2</u>	<u>4</u>	<u>9</u>	<u>0</u>	<u>93</u>	<u>114</u>
<b>Pittsburgh Campus Total</b>	<b>960</b>	<b>971</b>	<b>1,680</b>	<b>213</b>	<b>173</b>	<b>166</b>	<b>4,163</b>
<b>Regional Campuses</b>							
Johnstown	12	52	39	31	1	0	135
Greensburg	5	30	29	13	0	0	77
Titusville	1	6	10	7	0	0	24
Bradford	10	24	28	8	1	0	71
<b>Regional Campuses Total</b>	<b><u>28</u></b>	<b><u>112</u></b>	<b><u>106</u></b>	<b><u>59</u></b>	<b><u>2</u></b>	<b><u>0</u></b>	<b><u>307</u></b>
<b>University Total</b>	<b><u>988</u></b>	<b><u>1,083</u></b>	<b><u>1,786</u></b>	<b><u>272</u></b>	<b><u>175</u></b>	<b><u>166</u></b>	<b><u>4,470</u></b>

<sup>1</sup>Includes faculty with a primary job classification that does not correspond to a particular academic rank. For example, these job classifications include the following: Librarian, Teacher, etc.

<sup>2</sup>Includes the College of Business Administration.

<sup>3</sup>Figures do not include faculty in the responsibility center entitled Education-University Service Programs.

<sup>4</sup>Includes the following responsibility centers: Office of the Chancellor, Office of the Provost and Senior Vice Chancellor, Senior Vice Chancellor for Health Sciences, Student Affairs, University Center for International Studies, Education-University Service Programs, University Library System, and School of Medicine Division Administration.

Note: Figures include regular full-time employees. Individuals employed on a temporary full-time basis are not included.

**Full-Time Faculty by School and Highest Earned Degree  
Pittsburgh Campus, Regional Campuses, and University Total  
Fall Term 2012**

	Bacc.	Master's <sup>1</sup>	Doctorate	Doctorate - Professional Practice					Other Professional Doctorate	Total
				DMD	MD	JD	DO	DVM		
Pittsburgh Campus										
Dietrich School of Arts and Sciences	9	94	640	0	2	1	0	0	0	746
Katz Graduate School of Business <sup>2</sup>	0	11	75	0	0	0	0	0	0	86
Education <sup>3</sup>	3	40	82	0	0	1	0	0	0	126
Swanson School of Engineering	1	3	138	0	1	0	0	0	0	143
Law	0	5	3	0	0	43	0	0	0	51
Public and International Affairs	0	0	30	0	0	1	0	0	0	31
Social Work	0	11	21	0	0	0	0	0	0	32
Information Sciences	0	6	20	0	0	0	0	0	0	26
Dental Medicine	4	4	26	49	3	0	0	0	0	86
Nursing	1	11	65	0	0	0	0	0	6	83
Pharmacy	1	4	44	0	2	0	0	0	27	78
Public Health	0	4	137	0	18	4	0	0	2	165
Medicine	7	11	726	2	1,498	0	23	4	7	2,278
Health and Rehabilitation Sciences	5	39	70	0	0	0	0	0	4	118
Other Areas <sup>4</sup>	<u>4</u>	<u>86</u>	<u>13</u>	<u>0</u>	<u>1</u>	<u>1</u>	<u>0</u>	<u>9</u>	<u>0</u>	<u>114</u>
Pittsburgh Campus Total	35	329	2,090	51	1,525	51	23	13	46	4,163
Regional Campuses										
Johnstown	6	43	86	0	0	0	0	0	0	135
Greensburg	4	15	57	0	0	0	0	0	1	77
Titusville	1	12	11	0	0	0	0	0	0	24
Bradford	2	20	49	0	0	0	0	0	0	71
Regional Campuses Total	<u>13</u>	<u>90</u>	<u>203</u>	<u>0</u>	<u>0</u>	<u>0</u>	<u>0</u>	<u>0</u>	<u>1</u>	<u>307</u>
University Total	<u>48</u>	<u>419</u>	<u>2,293</u>	<u>51</u>	<u>1,525</u>	<u>51</u>	<u>23</u>	<u>13</u>	<u>47</u>	<u>4,470</u>

<sup>1</sup>In some disciplines, the master's degree is considered to be the terminal degree.

<sup>2</sup>Includes the College of Business Administration.

<sup>3</sup>Figures do not include faculty in the responsibility center entitled Education-University Service Programs.

<sup>4</sup>Other Areas include the following responsibility centers: Office of the Chancellor, Office of the Provost and Senior Vice Chancellor, Senior Vice Chancellor for Health Sciences, Student Affairs, University Center for International Studies, Education-University Service Programs, University Library System, and School of Medicine Division Administration.

Note: Figures include regular full-time employees. Individuals employed on a temporary full-time basis are not included.

**Full-Time Faculty by School and Tenure Status  
Pittsburgh Campus, Regional Campuses, and University Total  
Fall Term 2012**

	<u>Tenured</u>		<u>Tenure Stream</u>		<u>Non-Tenured and Non-Tenure Stream</u>		<u>Total</u>
Pittsburgh Campus							
Dietrich School of Arts and Sciences	364	48.8%	128	17.2%	254	34.0%	746
Katz Graduate School of Business <sup>1</sup>	45	52.3%	11	12.8%	30	34.9%	86
Education <sup>2</sup>	37	29.4%	16	12.7%	73	57.9%	126
Swanson School of Engineering	85	59.4%	25	17.5%	33	23.1%	143
Law	25	49.0%	4	7.8%	22	43.1%	51
Public and International Affairs	15	48.4%	10	32.3%	6	19.4%	31
Social Work	13	40.6%	4	12.5%	15	46.9%	32
Information Sciences	19	73.1%	4	15.4%	3	11.5%	26
Dental Medicine	11	12.8%	7	8.1%	68	79.1%	86
Nursing	18	21.7%	9	10.8%	56	67.5%	83
Pharmacy	17	21.8%	5	6.4%	56	71.8%	78
Public Health	44	26.7%	15	9.1%	106	64.2%	165
Medicine	434	19.1%	215	9.4%	1,629	71.5%	2,278
Health and Rehabilitation Sciences	20	16.9%	8	6.8%	90	76.3%	118
Other Areas <sup>3</sup>	<u>4</u>	3.5%	<u>0</u>	0.0%	<u>110</u>	96.5%	<u>114</u>
Pittsburgh Campus Total	1,151	27.6%	461	11.1%	2,551	61.3%	4,163
Regional Campuses							
Johnstown	61	45.2%	27	20.0%	47	34.8%	135
Greensburg	32	41.6%	12	15.6%	33	42.9%	77
Titusville	5	20.8%	1	4.2%	18	75.0%	24
Bradford	34	47.9%	11	15.5%	26	36.6%	71
Regional Campuses Total	<u>132</u>	43.0%	<u>51</u>	16.6%	<u>124</u>	40.4%	<u>307</u>
University Total	<u>1,283</u>	28.7%	<u>512</u>	11.5%	<u>2,675</u>	59.8%	<u>4,470</u>

<sup>1</sup>Includes the College of Business Administration.

<sup>2</sup>Figures do not include faculty in the responsibility center entitled Education-University Service Programs.

<sup>3</sup>Other Areas include the following responsibility centers: Office of the Chancellor, Office of the Provost and Senior Vice Chancellor, Senior Vice Chancellor for Health Sciences, Student Affairs, University Center for International Studies, Education-University Service Programs, University Library System, and School of Medicine Division Administration.

Notes: Figures included regular full-time employees. Individuals employed on a temporary full-time basis are not included.  
Due to rounding, percentages shown may not add to 100%.

**Full-Time and Part-Time Research Associates, Postdoctoral Associates, and Postdoctoral Scholars  
Pittsburgh Campus  
Fall Term 2012**

	<u>Research Associates</u>			<u>Postdoctoral Associates</u>			<u>Total Research and Postdoctoral Associates<sup>1</sup></u>			<u>Postdoctoral Scholars</u>			<u>Total</u>		
	Full-Time	Part-Time	Total	Full-Time	Part-Time	Total	Full-Time	Part-Time	Total	Full-Time	Part-Time	Total	Full-Time	Part-Time	Total
Pittsburgh Campus															
Dietrich School of Arts and Sciences	11	1	12	86	1	87	97	2	99	6	0	6	103	2	105
Honors College	1	0	1	0	0	0	1	0	1	0	0	0	1	0	1
Education	2	1	3	0	0	0	2	1	3	0	0	0	2	1	3
Swanson School of Engineering	9	1	10	41	2	43	50	3	53	4	0	4	54	3	57
Public and International Affairs	0	0	0	1	0	1	1	0	1	0	0	0	1	0	1
Social Work	1	1	2	1	0	1	2	1	3	0	0	0	2	1	3
Information Sciences	0	0	0	1	0	1	1	0	1	0	0	0	1	0	1
Dental Medicine	2	0	2	8	0	8	10	0	10	0	0	0	10	0	10
Nursing	3	0	3	0	0	0	3	0	3	6	0	6	9	0	9
Pharmacy	2	0	2	11	0	11	13	0	13	1	0	1	14	0	14
Public Health	10	0	10	22	0	22	32	0	32	8	0	8	40	0	40
Medicine	275	9	284	378	3	381	653	12	665	164	0	164	817	12	829
Health and Rehabilitation Sciences	0	0	0	7	0	7	7	0	7	1	0	1	8	0	8
Other Areas															
Office of the Provost	0	0	0	2	0	2	2	0	2	0	0	0	2	0	2
University Center for International Studies	6	0	6	1	0	1	7	0	7	0	0	0	7	0	7
Learning Research and Development Center	24	8	32	14	1	15	38	9	47	0	0	0	38	9	47
University Center for Social and Urban Research	<u>2</u>	<u>2</u>	<u>4</u>	<u>0</u>	<u>0</u>	<u>0</u>	<u>2</u>	<u>2</u>	<u>4</u>	<u>0</u>	<u>0</u>	<u>0</u>	<u>2</u>	<u>2</u>	<u>4</u>
Pittsburgh Campus Total	<u>348</u>	<u>23</u>	<u>371</u>	<u>573</u>	<u>7</u>	<u>580</u>	<u>921</u>	<u>30</u>	<u>951</u>	<u>190</u>	<u>0</u>	<u>190</u>	<u>1,111</u>	<u>30</u>	<u>1,141</u>

<sup>1</sup>In this table, figures for Research Associates and Postdoctoral Associates are aggregated, i.e., subtotaled, to reflect their commonality as University of Pittsburgh employees. Individuals classified as Postdoctoral Scholars, while similarly involved in postdoctoral activities, are not considered University employees.

Note: There are no Research Associates, Postdoctoral Associates, or Postdoctoral Scholars at the regional campuses.

# **Financial Information**

## Consolidated Statements of Activities Fiscal Year 2011 to 2013

	2011 Actual	2012 Actual	2013 Budget
<b>REVENUES</b>			
Tuition and Fees	\$642,298	\$682,545	\$707,014
Tuition Discounts	(150,823)	(157,468)	(164,169)
Net Tuition and Fees	491,475	525,077	542,845
Commonwealth Appropriation	184,562	137,649	144,479
Commonwealth Grants and Contracts	33,859	38,019	42,809
Research Grants and Contracts	722,599	730,085	722,056
Research Grants and Contracts - ARRA	78,637	50,320	17,320
Gifts and Contributions	68,499	79,038	65,698
Endowment/Investment Earnings	37,359	39,143	39,011
Sales and Services, Rental Revenue, and Other	344,638	356,198	361,776
<b>TOTAL REVENUES</b>	<u>\$1,961,628</u>	<u>\$1,955,529</u>	<u>\$1,935,994</u>
<b>EXPENSES</b>			
See these figures expressed as functional expenses below.			
Salaries and Wages	\$840,039	\$869,173	\$860,331
Fringe Benefits	252,774	266,108	270,604
Total Compensation	1,092,813	1,135,281	1,130,935
Supplies	120,832	114,140	113,834
Business and Professional	300,123	300,322	295,332
Utilities	51,193	47,536	48,826
Maintenance and Facilities	44,600	44,906	46,420
Depreciation	134,195	145,716	152,994
Interest	45,892	46,631	43,693
Other	61,016	54,598	57,139
<b>TOTAL EXPENSES</b>	<u>\$1,850,664</u>	<u>\$1,889,130</u>	<u>\$1,889,173</u>
<b>REVENUES LESS EXPENSES</b>	\$110,964	\$66,399	\$46,821
<b>OTHER ACTIVITIES</b>			
Realized/Unrealized Gains/(Losses) on Investments and Interest Rate Swaps	476,965	(45,197)	n/a
Nonperiodic Changes in Benefit Plans	16,341	(111,750)	n/a
<b>TOTAL OTHER ACTIVITIES<sup>1</sup></b>	<u>\$493,306</u>	<u>(\$156,947)</u>	<u>n/a</u>
<b>CHANGE IN NET ASSETS</b>	\$604,270	(\$90,548)	\$46,821
<b>NET ASSETS, BEGINNING OF YEAR</b>	<u>\$2,886,684</u>	<u>\$3,490,954</u>	<u>\$3,400,406</u>
<b>NET ASSETS, END OF YEAR</b>	<u>\$3,490,954</u>	<u>\$3,400,406</u>	<u>\$3,447,227</u>

### FUNCTIONAL EXPENSES

Based on Expenses shown above.

Instruction	\$476,743	\$504,746
Research	664,815	677,696
Public Service	98,865	94,687
Academic Support	140,642	146,634
Libraries	50,229	45,445
Student Services	123,648	119,543
Institutional Support	173,682	174,483
Auxiliary Enterprises	122,040	125,896
<b>TOTAL FUNCTIONAL EXPENSES</b>	<u>\$1,850,664</u>	<u>\$1,889,130</u>

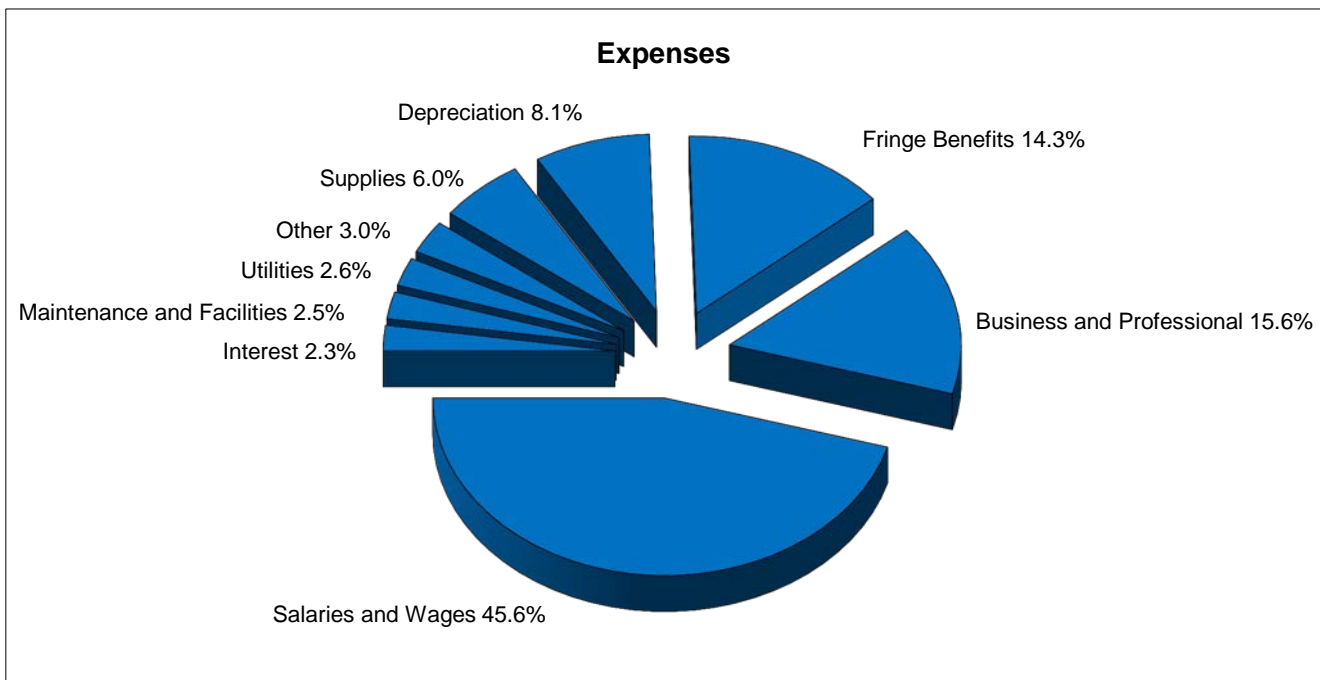
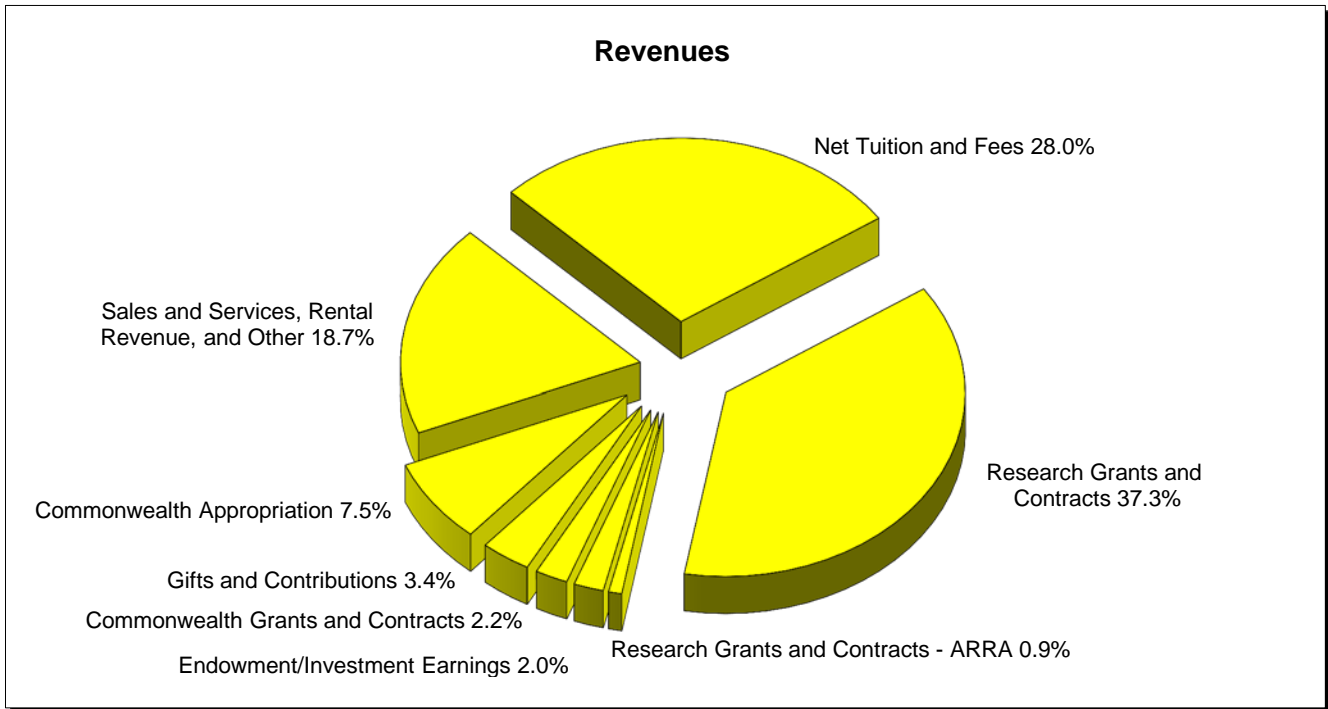
<sup>1</sup>Investment and interest rate swap gains/losses and nonperiodic changes in benefit plans are not included in the budget due to the inherent difficulty in projecting investment decisions, market fluctuations, and changes in actuarial assumptions.

Note: Actual and budgeted figures are for the total University and are reported in thousands.

Source: Office of Budget and Financial Reporting, October 2012.



## Distribution of the Budget Total University Fiscal Year 2013



Note: The revenue percentages are based upon budgeted Total Revenues of \$1.94 billion. The expense percentages are based upon budgeted Total Expenses of \$1.89 billion. The dollar amounts are displayed on the previous page.

Source: Office of Budget and Financial Reporting, October 2012.

**Undergraduate Full-Time Two-Term Tuition Rates  
by Pennsylvania and Out-of-State Residency  
Pittsburgh Campus Schools and Regional Campuses  
Academic Year 2008-09 to 2012-13**

	2008-09	2009-10	2010-11	2011-12	2012-13
<b>Pittsburgh Campus Schools</b>					
<b>Dietrich School of Arts and Sciences, General Studies, Education, and Social Work</b>					
Pennsylvania residents	\$12,832	\$13,344	\$14,076	\$15,272	\$15,730
Out-of-State residents	\$22,480	\$23,042	\$23,732	\$24,680	\$25,420
<b>College of Business Administration</b>					
Pennsylvania residents	\$14,332	\$14,904	\$15,722	\$17,058	\$17,568
Out-of-State residents	\$25,326	\$25,958	\$26,736	\$27,804	\$28,638
<b>Swanson School of Engineering</b>					
Pennsylvania residents	\$13,688	\$14,234	\$15,016	\$16,292	\$16,780
Out-of-State residents	\$24,564	\$25,178	\$25,932	\$26,968	\$27,776
<b>Information Sciences</b>					
Pennsylvania residents	\$13,818	\$14,370	\$15,160	\$16,448	\$16,940
Out-of-State residents	\$24,288	\$24,894	\$25,640	\$26,664	\$27,462
<b>Dental Medicine</b>					
Pennsylvania residents	\$12,832	\$13,344	\$13,676	\$14,838	\$15,282
Out-of-State residents	\$22,480	\$23,042	\$23,618	\$24,562	\$25,298
<b>Nursing and Health and Rehabilitation Sciences</b>					
Pennsylvania residents	\$16,152	\$16,798	\$17,720	\$19,226	\$19,802
Out-of-State residents	\$28,570	\$29,284	\$30,162	\$31,368	\$32,308
<b>Regional Campuses</b>					
<b>Johnstown, Greensburg, and Bradford</b>					
Pennsylvania residents	\$11,012	\$11,012	\$11,286	\$11,736	\$11,970
Out-of-State residents	\$20,572	\$20,572	\$21,086	\$21,928	\$22,366
<b>Titusville</b>					
Pennsylvania residents	\$9,700	\$9,700	\$9,942	\$10,338	\$10,544
Out-of-State residents	\$18,320	\$18,320	\$18,778	\$19,528	\$19,918

Notes: These rates and those that are applicable to other students are displayed in a comprehensive schedule at the following website: [www.ir.pitt.edu/tuition/index.php](http://www.ir.pitt.edu/tuition/index.php).

For specific programs, rates may vary from those displayed in this table.

**Undergraduate Part-Time Per Credit Tuition Rates  
by Pennsylvania and Out-of-State Residency  
Pittsburgh Campus Schools and Regional Campuses  
Academic Year 2008-09 to 2012-13**

	2008-09	2009-10	2010-11	2011-12	2012-13
<b>Pittsburgh Campus Schools</b>					
<b>Dietrich School of Arts and Sciences, General Studies, Education, and Social Work</b>					
Pennsylvania residents	\$534	\$556	\$586	\$636	\$655
Out-of-State residents	\$936	\$960	\$988	\$1,028	\$1,059
<b>College of Business Administration</b>					
Pennsylvania residents	\$597	\$621	\$655	\$710	\$732
Out-of-State residents	\$1,055	\$1,081	\$1,114	\$1,158	\$1,193
<b>Swanson School of Engineering</b>					
Pennsylvania residents	\$570	\$593	\$625	\$678	\$699
Out-of-State residents	\$1,023	\$1,049	\$1,080	\$1,123	\$1,157
<b>Information Sciences</b>					
Pennsylvania residents	\$575	\$598	\$631	\$685	\$705
Out-of-State residents	\$1,012	\$1,037	\$1,068	\$1,111	\$1,144
<b>Dental Medicine</b>					
Pennsylvania residents	\$534	\$556	\$569	\$618	\$636
Out-of-State residents	\$936	\$960	\$984	\$1,023	\$1,054
<b>Nursing and Health and Rehabilitation Sciences</b>					
Pennsylvania residents	\$673	\$699	\$738	\$801	\$825
Out-of-State residents	\$1,190	\$1,220	\$1,256	\$1,307	\$1,346
<b>Regional Campuses</b>					
<b>Johnstown, Greensburg, and Bradford</b>					
Pennsylvania residents	\$458	\$458	\$470	\$489	\$498
Out-of-State residents	\$857	\$857	\$878	\$913	\$931
<b>Titusville</b>					
Pennsylvania residents	\$404	\$404	\$414	\$430	\$439
Out-of-State residents	\$763	\$763	\$782	\$813	\$829

Notes: These rates and those that are applicable to other students are displayed in a comprehensive schedule at the following website: [www.ir.pitt.edu/tuition/index.php](http://www.ir.pitt.edu/tuition/index.php).

For specific programs, rates may vary from those displayed in this table.

**Graduate and Doctorate - Professional Practice Full-Time Two-Term Tuition Rates  
by Pennsylvania and Out-of-State Residency  
Pittsburgh Campus Schools  
Academic Year 2008-09 to 2012-13**

	2008-09	2009-10	2010-11	2011-12	2012-13
<b>Pittsburgh Campus Schools - Graduate Programs</b>					
<b>Dietrich School of Arts and Sciences, Education, Public and International Affairs</b>					
Pennsylvania residents	\$15,772	\$16,402	\$17,304	\$18,774	\$19,336
Out-of-State residents	\$27,996	\$28,694	\$29,554	\$30,736	\$31,658
<b>Social Work</b>					
Pennsylvania residents	\$15,772	\$16,402	\$17,304	\$18,774	\$19,336
Out-of-State residents	\$27,996	\$28,694	\$24,412	\$25,388	\$26,148
<b>Katz Graduate School of Business</b>					
Pennsylvania residents	\$20,970	\$21,808	\$23,006	\$24,960	\$25,708
Out-of-State residents	\$30,796	\$31,564	\$32,510	\$33,810	\$34,824
<b>Swanson School of Engineering</b>					
Pennsylvania residents	\$18,104	\$18,828	\$19,862	\$21,550	\$22,196
Out-of-State residents	\$32,144	\$32,946	\$33,934	\$35,290	\$36,348
<b>Law</b>					
Pennsylvania residents	\$23,432	\$24,368	\$25,708	\$27,892	\$28,728
Out-of-State residents	\$31,576	\$32,364	\$33,334	\$34,666	\$35,704
<b>Information Sciences</b>					
Pennsylvania residents	\$16,584	\$17,246	\$18,194	\$19,740	\$20,332
Out-of-State residents	\$29,440	\$30,176	\$31,080	\$32,322	\$33,290
<b>Dental Medicine (clinical)</b>					
Pennsylvania residents	\$36,276	\$37,726	\$38,668	\$41,954	\$43,212
Out-of-State residents	\$45,470	\$46,606	\$47,770	\$49,680	\$51,170
<b>Nursing</b>					
Pennsylvania residents	\$18,494	\$19,232	\$20,288	\$22,012	\$22,672
Out-of-State residents	\$23,124	\$23,702	\$24,412	\$25,388	\$26,148
<b>Pharmacy</b>					
Pennsylvania residents	\$18,494	\$19,232	\$20,288	\$22,012	\$22,672
Out-of-State residents	\$20,650	\$21,166	\$21,800	\$22,672	\$23,352
<b>Public Health and Health and Rehabilitation Sciences</b>					
Pennsylvania residents	\$18,494	\$19,232	\$20,288	\$22,012	\$22,672
Out-of-State residents	\$32,852	\$33,672	\$34,682	\$36,068	\$37,150
<b>Medicine</b>					
Pennsylvania residents	\$16,982	\$17,660	\$18,630	\$20,864	\$21,488
Out-of-State residents	\$29,472	\$30,208	\$31,114	\$32,980	\$33,968
<b>Pittsburgh Campus Schools - Doctorate - Professional Practice</b>					
<b>Law (LLM)</b>					
Pennsylvania residents	\$28,750	\$29,800	\$31,000	\$33,000	\$34,000
Out-of-State residents	\$28,750	\$29,800	\$31,000	\$33,000	\$34,000
<b>Law (JD)</b>					
Pennsylvania residents	\$23,432	\$24,368	\$25,708	\$27,892	\$28,728
Out-of-State residents	\$31,576	\$32,364	\$33,334	\$34,666	\$35,704
<b>Dental Medicine (DMD)</b>					
Pennsylvania residents	\$33,758	\$35,108	\$35,984	\$39,042	\$40,212
Out-of-State residents	\$41,378	\$42,412	\$43,472	\$45,210	\$46,566
<b>Pharmacy (PharmD)</b>					
Pennsylvania residents	\$19,620	\$20,404	\$21,526	\$23,354	\$24,054
Out-of-State residents	\$23,630	\$24,220	\$24,946	\$25,942	\$26,720
<b>Medicine (MD)</b>					
Pennsylvania residents	\$36,752	\$36,752	\$38,772	\$43,424	\$44,726
Out-of-State residents	\$40,772	\$40,772	\$41,994	\$44,512	\$45,846

Notes: For specific programs, rates may vary from those displayed in this table.

A comprehensive tuition rate schedule is available at the following website: [www.ir.pitt.edu/tuition/index.php](http://www.ir.pitt.edu/tuition/index.php).

The "Doctorate - Professional Practice" degrees were formerly classified as "First-Professional" degrees.

**Graduate Part-Time Per Credit Tuition Rates  
by Pennsylvania and Out-of-State Residency  
Pittsburgh Campus Schools  
Academic Year 2008-09 to 2012-13**

	2008-09	2009-10	2010-11	2011-12	2012-13
<b>Pittsburgh Campus Schools - Graduate Programs</b>					
<b>Dietrich School of Arts and Sciences, Education, Public and International Affairs</b>					
Pennsylvania residents	\$640	\$665	\$701	\$760	\$782
Out-of-State residents	\$1,147	\$1,175	\$1,210	\$1,258	\$1,295
<b>Social Work</b>					
Pennsylvania residents	\$640	\$665	\$701	\$760	\$782
Out-of-State residents	\$1,147	\$1,175	\$999	\$1,038	\$1,069
<b>Katz Graduate School of Business</b>					
Pennsylvania residents	\$904	\$940	\$991	\$1,075	\$1,107
Out-of-State residents	\$1,465	\$1,501	\$1,546	\$1,607	\$1,655
<b>Swanson School of Engineering</b>					
Pennsylvania residents	\$861	\$895	\$944	\$1,024	\$1,054
Out-of-State residents	\$1,523	\$1,561	\$1,607	\$1,671	\$1,721
<b>Law</b>					
Pennsylvania residents	\$887	\$922	\$972	\$1,054	\$1,085
Out-of-State residents	\$1,388	\$1,422	\$1,464	\$1,522	\$1,567
<b>Information Sciences</b>					
Pennsylvania residents	\$678	\$705	\$743	\$806	\$830
Out-of-State residents	\$1,214	\$1,244	\$1,281	\$1,332	\$1,371
<b>Dental Medicine (clinical)</b>					
Pennsylvania residents	\$1,500	\$1,560	\$1,599	\$1,734	\$1,786
Out-of-State residents	\$1,887	\$1,934	\$1,982	\$2,061	\$2,122
<b>Nursing</b>					
Pennsylvania residents	\$756	\$786	\$829	\$899	\$925
Out-of-State residents	\$947	\$970	\$999	\$1,038	\$1,069
<b>Pharmacy</b>					
Pennsylvania residents	\$756	\$786	\$829	\$899	\$925
Out-of-State residents	\$846	\$867	\$893	\$928	\$955
<b>Public Health and Health and Rehabilitation Sciences</b>					
Pennsylvania residents	\$756	\$786	\$829	\$899	\$925
Out-of-State residents	\$1,349	\$1,382	\$1,423	\$1,479	\$1,523
<b>Medicine</b>					
Pennsylvania residents	\$695	\$722	\$761	\$852	\$877
Out-of-State residents	\$1,210	\$1,240	\$1,277	\$1,353	\$1,393

Notes: For specific programs, rates may vary from those displayed in this table.

Doctorate - Professional Practice figures are not shown. Various rates apply, such as fractional full-time rates and per credit rates, for courses that are outside the curriculum. The "First Professional" degrees are alternatively classified in higher education as "Doctorate - Professional Practice" degrees.

A comprehensive tuition rate schedule is available at the following website: [www.ir.pitt.edu/tuition/index.php](http://www.ir.pitt.edu/tuition/index.php).

# **Research Information**

## Sponsored Research and Other Sponsored Programs Expenses Fiscal Year 2012

### Expenses by School and Other Area or Program

	Sponsored Research	Other Sponsored Programs	Total
<b>School</b>			
Dietrich School of Arts and Sciences	\$44,693	\$9,826	\$54,519
Katz Graduate School of Business	916	807	1,723
Education	4,095	12,576	16,671
Swanson School of Engineering	22,798	2,813	25,611
Law	67	378	445
Public and International Affairs	353	408	761
Social Work	201	17,687	17,888
Information Sciences	1,203	913	2,116
Dental Medicine	7,721	509	8,230
Nursing	6,205	2,329	8,534
Pharmacy	6,517	1,372	7,889
Public Health	61,468	16,603	78,071
Medicine	305,491	66,947	372,438
Health and Rehabilitation Sciences	12,135	2,611	14,746
Johnstown	0	141	141
Greensburg	0	34	34
Bradford	360	528	888
University Center for International Studies	57	2,103	2,160
<b>Other Area or Program</b>			
Academic Competitiveness Grant	\$0	-\$3	-\$3
College Work Study Program	0	2,417	2,417
Learning Research and Development Center	6,749	2,288	9,037
National Science and Mathematics Access to Retain Talent (SMART) Grants	0	-23	-23
Office of the Provost	0	83	83
Office of the Senior Vice Chancellor, Health Sciences	6	1,247	1,253
Pell Grant Program	0	22,457	22,457
School of Medicine Division Administration	8,114	98	8,212
Supplemental Educational Opportunity Grant Program	0	1,186	1,186
Teacher Ed. Assistance for College and Higher Ed. Grants (TEACH Grants)	0	3	3
University Center for Social and Urban Research	1,394	753	2,147
University of Pittsburgh Cancer Institute	50,379	5,059	55,438
Western Psychiatric Institute and Clinic	70,121	12,186	82,307
Other	96	1,419	1,515
<b>Total Expenses by School, Other Area or Program</b>	<b>\$611,139</b>	<b>\$187,755</b>	<b>\$798,894</b>
<b>Less Financial Statement Adjustments</b>			<b>-\$18,489</b>
<b>Total Expenses per the Financial Statements</b>			<b><u>\$780,405</u></b>

*Expenses by Sponsor - see next page*

## Sponsored Research and Other Sponsored Programs Expenses Fiscal Year 2012

### Expenses by Sponsor

	Sponsored Research	Other Sponsored Programs	Total
<b>Federal</b>			
National Institutes of Health	\$424,715	\$51,619	\$476,334
Department of Education	5,191	29,313	34,504
National Science Foundation	19,748	3,072	22,820
Department of the Army	17,417	275	17,692
Health Resources and Services Administration	2,016	8,895	10,911
Centers for Disease Control	7,873	110	7,983
Department of Navy	5,161	60	5,221
Agency for Healthcare Research and Quality	2,783	1,185	3,968
Department of Energy	3,811	39	3,850
Other	11,830	13,758	25,588
Pass-through Funding	<u>73,172</u>	<u>33,834</u>	<u>107,006</u>
<b>Federal, Total</b>	<b>\$573,717</b>	<b>\$142,160</b>	<b>\$715,877</b>
<b>Companies and Foundations</b>	<b>\$20,972</b>	<b>\$29,490</b>	<b>\$50,462</b>
<b>State and Local Governments</b>	<b>\$9,614</b>	<b>\$8,121</b>	<b>\$17,735</b>
<b>Other Agencies and Institutions</b>	<u><b>\$6,836</b></u>	<u><b>\$7,984</b></u>	<u><b>\$14,820</b></u>
<b>Total Expenses by Sponsor</b>	<b>\$611,139</b>	<b>\$187,755</b>	<b>\$798,894</b>
<b>Less Financial Statement Adjustments</b>			<b>-\$18,489</b>
<b>Total Expenses per the Financial Statements</b>			<u><u><b>\$780,405</b></u></u>

Notes: Figures are for the total University and are reported in thousands.

Sponsored Research, as referenced in this table, comprises both the direct costs attributable to the "Research" expense category and the indirect costs attributed to other expense categories. The direct cost portion and institutionally-funded (i.e., non-sponsored) research expenses (the latter not shown in this table) comprise the amount shown for the expense category "Research" for FY 2012. These data appear in the table *Consolidated Statements of Revenues, Expenses, and Changes in Net Assets, Fiscal Year 2011 to 2013*.

Source: Office of Research and Cost Accounting, October 2012.



# Centers, Institutes, Laboratories, and Clinics Fall Term 2012

## University Centers and Institutes<sup>1</sup>

---

Learning Research and Development Center  
University Center for International Studies

University Center for Social and Urban Research  
University of Pittsburgh Cancer Institute

## Centers, Institutes, Laboratories, and Clinics by School

---

### Dietrich School of Arts and Sciences

***Also, see “Jointly-Administered Centers.”***

Academic Resource Center  
Allegheny Observatory  
Behavioral Physiology Laboratory  
Center for American Politics and Society  
Center for Combinatorial Chemistry  
Center for Comparative Archaeology  
Center for Parallel, Distributed, and Intelligent Systems  
Clinical Psychology Center  
Economic Policy Institute  
English Language Institute  
Experiment Economics Laboratory  
Humanities Center  
Institute for Statistics and Applications  
Less Commonly Taught Languages Center  
Math Assistance Center  
Pittsburgh Bacteriophage Institute  
Pittsburgh Experimental Economics Laboratory  
Pittsburgh Particle Physics, Astrophysics, and Cosmology Center  
(PITTPACC)  
Pymatuning Laboratory of Ecology  
Robert Henderson Language Media Center  
Surface Science Center  
World History Center  
The Writing Center

### College of General Studies

McCarl Center for Nontraditional Student Success  
Osher Lifelong Learning Institute

### Katz Graduate School of Business

***Also, see “Jointly-Administered Centers.”***

Artificial Intelligence Management Laboratory  
Center for Economic Education  
Center for Executive Education  
Center for Health and Care Work  
David Berg Center for Ethics and Leadership  
Institute for Entrepreneurial Excellence, which includes:  
Center for Women in Business  
Entrepreneurial Fellows Center  
Family Enterprise Center  
PantherlabWorks  
Small Business Development Center

### School of Education

Center for Urban Education  
Institute for Higher Education Management  
Institute for International Studies in Education  
Office of Child Development  
Physical Activity and Weight Management Research Center  
Pittsburgh Learning Policy Center  
Reading Center  
Western Pennsylvania Writing Project

### Swanson School of Engineering

***Also, see “Jointly-Administered Centers.”***

Basic Metals Processing Research Institute  
Center for Bioengineering  
Center for Complex Engineered Multifunctional Materials  
Center for Energy  
Center for Industry Studies  
Center for Medical Innovation  
Center for Sustainable Transportation Infrastructure  
Engineering Education Research Center  
Engineering Research Center in Biometallics  
Manufacturing Assistance Center  
Mascaro Center for Sustainable Innovation  
Materials-Micro Characterization Laboratory  
Musculoskeletal Research Center  
Radio Frequency Identification (RFID) Center of Excellence  
Swanson Center for Product Innovation

### School of Law

***Also, see “Jointly-Administered Centers.”***

Civil Practice Clinic – Elder Law  
Civil Practice Clinic – Health Law  
Environmental Law Clinic  
Family Law Clinic  
Immigration Law Clinic  
Innovation Practice Institute  
Low Income Taxpayer Clinic  
Securities Arbitration Clinic

### Graduate School of Public and International Affairs

***Also, see “Jointly-Administered Centers.”***

Center for Disaster Management  
Center for Metropolitan Studies  
Graduate School of Public and International Affairs Nonprofit  
Clinic  
Johnson Institute for Responsible Leadership

# Centers, Institutes, Laboratories, and Clinics Fall Term 2012

## Centers, Institutes, Laboratories, and Clinics by School (continued)

---

### School of Social Work

Center on Race and Social Problems

### School of Information Sciences

*Also, see "Jointly-Administered Centers."*

Decision Systems Laboratory  
Geoinformatics Laboratory  
Institute for Information Ethics and Policy  
Laboratory of Education and Research on Security Assured  
Information Systems (LERSAIS)  
Sara Fine Institute  
Teaching and Learning Research Lab  
Usability Lab (U/Lab)

### School of Dental Medicine

*Also, see "Jointly-Administered Centers."*

Center for Craniofacial and Dental Genetics  
Center for Craniofacial Regeneration  
Center for Dental Health Research in Appalachia  
Center for Dental Informatics  
Center for Patients with Special Needs  
Dental Registry and DNA Repository  
Multidisciplinary Implant Center

### School of Nursing

*Also, see "Jointly-Administered Centers."*

Center for Research and Evaluation

### School of Pharmacy

*Also, see "Jointly-Administered Centers."*

Center for Education and Drug Abuse Research  
Center for Pharmacogenetics  
Computational Chemical Genomics Screening Center  
Pharmacodynamic Research Center  
Pharmacoinformatics and Outcomes Research

### Graduate School of Public Health

*Also, see "Jointly-Administered Centers."*

Center for Aging and Population Health  
Center for Environmental Oncology  
Center for Free Radical and Antioxidant Health  
Center for Global Health  
Center for Health Equity  
Center for Healthy Aging  
Center for Healthy Environments and Community  
Center for LGBT Health Research  
Center for Occupational Biostatistics and Epidemiology  
Center for Public Health Practice  
Center for Rural Health Practice  
Diabetes Prevention Support Center  
Epidemiology Data Center  
Health Policy Institute  
HIV Prevention and Care Project  
Models of Infectious Disease Agent Study - National Center of Excellence  
Pennsylvania/Mid-Atlantic AIDS Education and Training Center  
Pennsylvania Public Health Training Center  
Public Health Adaptive Systems Studies  
Public Health Dynamics Laboratory  
Reduce Smoking and Exposure to Tobacco  
University of Pittsburgh Academic Center in Excellence in Environmental Public Health Tracking

### School of Medicine

*Also, see "Jointly-Administered Centers."*

Advanced Center for Interventions and Services Research for Late Life Mood Disorders  
Alzheimer Disease Research Center  
Asthma, Allergy, and Airway Research Center  
Asthma Institute  
Brain Trauma Research Center  
Cardiovascular Institute  
Center for Biologic Imaging  
Center for Detection, Diagnosis, and Intervention in Dementia  
Center for Endovascular and Exovascular Therapy  
Center for Primary Care Community-Based Research  
Center for Research on Health Care  
Center for Research in Reproductive Physiology  
Center for Surgical Pain Management  
Community Neurosurgery  
Cranial Nerve Disorders Program  
Cystic Fibrosis Research Center  
General Infectious Diseases Clinical Program  
HIV/AIDS Clinical Research Program  
Neurosurgical Oncology Center  
Neurosurgical Spine Services Division  
Nutrition and Obesity Research Center  
Ophthalmology and Visual Sciences Research Center  
Pittsburgh Center for Pain Research  
Safar Center for Resuscitation Research  
Skull Base Surgery Center  
Westmoreland County Community Neurosurgery

### School of Health and Rehabilitation Sciences

*Also, see "Jointly-Administered Centers."*

Center for Assistive Technology  
Center for Emergency Medicine  
Center for Hearing and Balance  
Centers for Rehab Services  
Cognitive Skills Enhancement Program – Hiram G. Andrews Center  
Department of Communication Science and Disorders, CHP  
Eye & Ear Institute, University of Pittsburgh Medical Center  
Engineering Research Center – Quality of Life Technology  
The Facial Nerve Center  
Human Engineering Research Lab (HERL)  
Neuromuscular Research Laboratory  
Rehabilitation Engineering Research Center on Spinal Cord Injury  
Rehabilitation Engineering Research Center on Telerehabilitation  
Rehabilitation Engineering Research Center on Transportation Safety  
Stuttering Center of Western Pennsylvania  
UPMC Center for Sports Medicine  
UPMC Swallowing Disorders Center

# Centers, Institutes, Laboratories, and Clinics

## Fall Term 2012

### Centers, Institutes, Laboratories, and Clinics: Other Academic Units and the Regional Campuses

---

#### Office of the Provost and Senior Vice Chancellor

Center for Instructional Development and Distance Education  
Center for Philosophy of Science  
Real-time Outbreak and Disease Surveillance Laboratory

#### Office of Student Affairs

Student Health Service  
University Counseling Center

#### University Center for International Studies

*Also, see "Jointly-Administered Centers."*

African Studies Program  
Asian Studies Center  
Center for Latin American Studies  
Center for Performing Arts of India  
Center for Russian and East European Studies  
European Studies Center  
European Union Center of Excellence  
Global Studies Center

#### University Library System

Center for American Music

#### Johnstown Campus

John P. and Joyce Murtha Center for Continuing Education and Professional Development

#### Titusville Campus

George J. Barco Center for Continuing Education

#### Bradford Campus

Academic Coaching and Tutoring Center  
Advising Center  
Allegheny Institute of Natural History  
American Refining Group/Harry R. Halloran Jr. Energy Institute  
Business Resource Center  
Center for Leadership and Service  
Center for Rural Health Practice  
Writing Center

### Centers, Institutes, Laboratories, and Clinics: Jointly-Administered Centers

---

#### Dietrich School of Arts and Sciences/Health Sciences<sup>2</sup>

Drug Discovery Institute

#### Dietrich School of Arts and Sciences/Health Sciences<sup>2</sup>/School of Law

Center for Bioethics and Health Law

#### Dietrich School of Arts and Sciences/School of Medicine

Center for Neuroanatomy with Neurotropic Viruses  
Center for Neuroscience  
Conte Center for the Neuroscience of Mental Disorders  
Pittsburgh Institute for Neurodegenerative Diseases  
University Community Leaders and Individuals with Disabilities Center

#### Dietrich School of Arts and Sciences/Swanson School of Engineering

Center for Molecular and Materials Simulations  
Center for Simulation and Modeling  
Petersen Institute of NanoScience and Engineering

#### Graduate School of Public and International Affairs/Katz

#### Graduate School of Business

Center for Conflict Resolution and Negotiation

#### Graduate School of Public and International Affairs/University

#### Center for International Studies

Ford Institute for Human Security  
Global Studies Center  
Matthew B. Ridgeway Center for International Security Studies

#### Health Sciences<sup>2</sup>

Center for Clinical Pharmacology  
Center for Continuing Education in the Health Sciences  
Center for Environmental Oncology  
Center for Injury Research and Control  
Division of Laboratory Animal Resources  
Genomics and Proteomics Core Laboratories  
Head and Neck Cancer Specialized Program of Research Excellence  
Health Policy Institute  
Institute for Clinical Research Education  
Lung Cancer Specialized Program of Research Excellence

#### Health Sciences (continued)<sup>2</sup>

Pittsburgh AIDS Center for Treatment  
Systems Neuroscience Institute

#### Health Sciences<sup>2</sup>/Bioengineering

Center for Vascular Remodeling and Regeneration  
Magnetic Resonance Research Center  
Pittsburgh Claude D. Pepper Older Americans Independence Center  
VA Engineering Resource Center

#### Health Sciences<sup>2</sup>/Children's Hospital of Pittsburgh/Magee-Womens Hospital and Research Institute

Pittsburgh Cytogenetics Laboratory

#### Health Sciences<sup>2</sup>/UPMC

Center for Assistive Technology  
Center for Biosecurity  
Center for Environmental Oncology  
Center for Sports Medicine  
Center for Vaccine Research  
Clinical and Translational Science Institute  
Institute on Aging  
Institute for Personalized Medicine  
Peter M. Winter Institute of Simulation Education and Research  
Physical Therapy Clinical and Translational Research Center  
Swallowing Disorders Center

#### Katz Graduate School of Business/University Center for International Studies

International Business Center

#### School of Health and Rehabilitation Sciences/Swanson School of Engineering/VA Pittsburgh Health Care System/UPMC

Human Engineering Research Laboratories

#### School of Health and Rehabilitation Sciences/VA Pittsburgh Health Care System/UPMC

University of Pittsburgh Model Center on Spinal Cord Injury

#### School of Law/University Center for International Studies

Center for International Legal Education

# Centers, Institutes, Laboratories, and Clinics

## Fall Term 2012

### Centers, Institutes, Laboratories, and Clinics by School: Jointly-Administered Centers (continued)

#### School of Medicine/Children's Hospital of Pittsburgh

Benedum Pediatric Trauma Program  
Pediatric Center for Neuroscience  
Pediatric Clinical and Translational Research Center  
Pediatric Neurosurgery Division  
Pediatric Neurotrauma Center

#### School of Medicine/Children's Hospital of Pittsburgh/Magee-Womens Hospital and Research Institute

Fetal Diagnosis and Treatment Center  
University of Pittsburgh Diabetes Institute

#### School of Medicine/Magee-Womens Hospital and Research Institute

Center for Diabetes and Pregnancy  
Center for Family Planning Research  
Center for Fertility and Reproductive Endocrinology  
Ovarian Cancer Center of Excellence  
Pittsburgh Development Center  
The Women's Research Program for Bladder and Pelvic Health

#### School of Medicine/School of Information Sciences/UPMC

Division of Pathology Informatics

#### School of Medicine/UPMC

Affect Regulation and Adolescent Brain Center  
Arthritis Institute  
Benedum Geriatrics Center  
Brachial Plexus and Peripheral Nerve Injury Center and Clinic  
Brain and Spine Injury Center  
Center for Audiology  
Center for Balance Disorders  
Center for Clinical Neurophysiology  
Center for Diabetes and Endocrinology  
Center for Emergency Medicine of Western Pennsylvania  
Center for Hemochromatosis and Iron Overload Disorders  
Center for Image-Guided Neurosurgery  
Center for Integrative Medicine  
Center for Intestinal Health and Nutrition Support  
Center for Liver Diseases  
Center for Overcoming Problem Eating  
Center for Pathology Informatics  
Center for Women's Digestive Health  
Charles T. Campbell Eye Microbiology Laboratory  
Comprehensive Epilepsy Center  
Comprehensive Lung Center  
Cosmetic Surgery and Skin Health Center  
Cutaneous Oncology Center  
Digestive Disorders Center  
Emphysema COPD Research Center  
Eye Center  
Gastrointestinal Cancer Prevention and Treatment Center  
Heart, Lung, and Esophageal Surgery Institute

#### School of Medicine/UPMC (continued)

Hillman Cancer Center  
Inflammatory Bowel Disease Center  
Institute for Doctor-Patient Communication  
Institute for Rehabilitation and Research  
Institute to Enhance Palliative Care  
Late-Life Depression Evaluation and Treatment Center  
LHAS Women's Heart Center  
Magee-Womens Research Institute  
McGowan Institute for Regenerative Medicine  
Minimally Invasive Endoneurosurgery Center  
Neurogastroenterology and Motility Center  
Osteoporosis Prevention and Treatment Center  
Pancreas and Biliary Center  
PET Research Center  
Simmons Center for Interstitial Lung Disease  
Sleep Medicine Center  
Spasticity Evaluation and Treatment Institute  
STAR Center (Services for Teens at Risk)  
Stroke Institute  
Surgical Epilepsy Center  
Thomas E. Starzl Transplantation Institute  
University of Pittsburgh Asthma Institute  
University of Pittsburgh Headache Center  
Vascular Medicine Institute  
Weight Management and Wellness Center  
Western Psychiatric Institute and Clinic

#### School of Medicine/VA Pittsburgh Health Care System

Center for Health Equity and Research Promotion  
Geriatric Research Education and Clinical Center

#### Swanson School of Engineering/School of Information Sciences/Graduate School of Public Health/School of Medicine

Center for National Preparedness

#### University of Pittsburgh/Carnegie Mellon University

Center for the Neural Basis of Cognition  
Pittsburgh Center for Social History  
Pittsburgh Mind/Body Center  
Pittsburgh NMR Center for Biomedical Research

#### University of Pittsburgh/Carnegie Mellon University/Duquesne University/UPMC/Windber Research Institute

Pittsburgh Tissue Engineering Initiative

#### University of Pittsburgh/Carnegie Mellon University/Westinghouse Electric Corporation

Pittsburgh Supercomputing Center

#### University-wide

Institute of Politics

<sup>1</sup>Centers and institutes in the category "University Centers and Institutes" are distinguished by organizational permanence, programmatic autonomy, and an annual operating budget fiscally independent of any other academic, research, and/or service unit.

<sup>2</sup>Centers and institutes listed are jointly administered by two or more schools of the Health Sciences, including: Graduate School of Public Health, School of Dental Medicine, School of Health and Rehabilitation Sciences, School of Nursing, School of Pharmacy, and School of Medicine.

Notes: The centers, institutes, laboratories, and clinics listed are University of Pittsburgh or University affiliated organizations. They are either single or multidisciplinary in scope, and are generally involved in some combination of education, research or service activities. Each center, institute, laboratory, and clinic is listed under the name of the unit with which it is associated.

# **Library Collections and Services**

## Library Collections and Services

The University of Pittsburgh libraries and collections provide an abundant amount of information and services to the University's students, faculty, staff, administrators, and researchers. In fiscal year 2012, the University's 25 libraries and collections have surpassed 6.6 million volumes. In addition, they contain more than 5.5 million pieces of microforms, and over 279,000 current serials including both print and electronic.

Under the administration of the Hillman University Librarian and Director, the University Library System (ULS) includes the following libraries and collections: Hillman (main), African American, Allegheny Observatory, Archives Service Center, Buhl (social work), Center for American Music, Chemistry, East Asian, Engineering (Bevier Library), Frick Fine Arts, Government Documents, Katz Graduate School of Business, Langley (biological sciences, behavioral neuroscience), Music, and Special Collections. Libraries are also located at each of the University's four regional campuses. The ULS maintains a high-density storage area at the Library Facility in the Point Breeze section of Pittsburgh.

The Hillman Library is the largest facility with seating for 1,900 users. It offers an open stack arrangement and an extensive range of library services. Hillman Library houses collections in the humanities and social sciences, and includes area studies, psychology, computer science, maps, and government documents.

In addition to the University Library System, Pitt offers the Barco Law Library and the Health Sciences Library System.

The Health Sciences Library System (HSLs) at the University of Pittsburgh comprises several libraries that support the educational, research, patient care, and service activities of the schools of the health sciences (Medicine, Dental Medicine, Pharmacy, Health and Rehabilitation Sciences, Nursing, and Public Health), as well as the hospitals of the University of Pittsburgh Medical Center.

The HSLs includes Falk Library of the Health Sciences, the Libraries at UPMC Shadyside, and the Children's Hospital of Pittsburgh Libraries. The Computer and Media Center in Falk Library is the primary health sciences facility and service point for audiovisual and microcomputer resources. HSLs Online, at [www.hsls.pitt.edu](http://www.hsls.pitt.edu), is the gateway to extensive electronic resources for clinical and research needs.

PITTCat+, the University of Pittsburgh's online library catalog, provides access to materials held in all University libraries, as well as to online journals, newspapers, and magazine articles, hundreds of thousands of licensed and freely available e-books,

digital images and texts, and currently contains information for more than 9.5 million items. In addition, the ULS provides access to a comprehensive journal and magazine article discovery tool, as well as hundreds of additional general and subject specific databases supporting the research needs of Pitt faculty, staff, and students. These and hundreds of other online resources are available via the Pitt Digital Library at [www.library.pitt.edu](http://www.library.pitt.edu).

The University of Pittsburgh is a member of the Association of Research Libraries. Through membership in several library consortia, including PALCI, ARL and NERL, cooperative borrowing arrangements have been developed with other institutions.

---

### University Library System

<b>Hillman Library</b> .....	<i>Schenley Drive at Forbes Avenue</i>
<b>Allegheny Observatory</b> .....	<i>Allegheny Observatory, 159 Riverview Avenue</i>
<b>Archives Service Center</b> .....	<i>7500 Thomas Boulevard</i>
<b>Bevier Engineering Library</b> .....	<i>G-33 Benedum Hall</i>
<b>Center for American Music</b> .....	<i>4301 Forbes Ave. (Stephen Foster Memorial)</i>
<b>Chemistry Library</b> .....	<i>130 Chevron Science Center</i>
<b>Frick Fine Arts Library</b> .....	<i>Frick Fine Arts Building</i>
<b>Katz Graduate School of Business Library</b> .....	<i>130 Mervis Hall</i>
<b>Langley Library</b> (Biological Sciences and Neuroscience) .....	<i>A-217 Langley Hall</i>
<b>Library Resource Facility</b> .....	<i>7500 Thomas Boulevard</i>
<b>Music Library</b> .....	<i>B-30 Music Building</i>

### Regional Campuses:

<b>Hanley Library</b> .....	<i>Bradford Campus</i>
<b>Haskell Memorial Library</b> .....	<i>Titusville Campus</i>
<b>Millstein Library</b> .....	<i>Greensburg Campus</i>
<b>Owen Library</b> .....	<i>Johnstown Campus</i>

---

<b>Barco Law Library</b> .....	<i>400 Barco Law Building</i>
--------------------------------	-------------------------------

---

### Health Sciences Library System

<b>Children's Hospital Library</b> .....	<i>4401 Penn Avenue</i>
<b>Falk Library</b> .....	<i>Second Floor, Scaife Hall</i>
<b>UPMC Shadyside Libraries</b> .....	<i>5230 Centre Avenue</i>

---

Source: University Library System, February 2013.

**Library Services**  
**University Library System, Law Library, Health Sciences Library System, and University Total**  
**Fiscal Year 2011 and 2012**

	2011	2012
<b>University Library System<sup>1</sup></b>		
Initial Circulation Transactions	270,303	232,696
Reference Transactions	73,345	52,507
Library Instruction Sessions	656	670
<b>Law Library</b>		
Initial Circulation Transactions	6,179	2,571
Reference Transactions	2,314	1,940
Library Instruction Sessions	103	101
<b>Health Sciences Library System<sup>2</sup></b>		
Initial Circulation Transactions	19,586	11,042
Reference Transactions	25,639	26,248
Library Instruction Sessions	412	366
<hr/>		
<b>University Total</b>		
Initial Circulation Transactions	296,068	246,309
Reference Transactions	101,298	80,695
Library Instruction Sessions	1,171	1,137
<b>All Libraries - Digital Services</b>		
Number of Searches in Networked Electronic Resources	6,316,572	8,873,739
Number of Collections in Digital Library	137	173
Number of Items in Digital Library	1,460,841	1,537,789
Number of Digital Items Accessed	25,352,652	23,731,984

<sup>1</sup>The University Library System includes the Allegheny Observatory Library, Archives Service Center, African American Collection, Buhl Social Work Collection, Center for American Music, Chemistry Library, Computer Science Collection, Special Collections, Bevier Engineering Library, East Asian Collection, Frick Fine Arts Library, Hillman Library, Katz Graduate School of Business Library, Langley Library, Music Library, and the regional campuses of Bradford, Greensburg, Johnstown, and Titusville.

<sup>2</sup>The Health Sciences Library System includes the Falk Library of the Health Sciences, the UPMC Shadyside Libraries, and the Children's Hospital Library.

**Library Collection Information**  
**University Library System, Law Library, Health Sciences Library System,**  
**and University Total**  
**Fiscal Year 2011 and 2012**

	Number of Volumes	
	2011	2012
University Library System <sup>1</sup>		
Monograph Volumes	5,791,396	6,096,705
Current Serials Received	121,582	270,747
Microform Units	4,122,146	4,141,509
Manuscript and Archives (linear feet)	33,477	34,071
Health Sciences Library System <sup>2</sup>		
Monograph Volumes	367,845	338,365
Current Serials Received	4,370	4,370
Microform Units	0	0
Law Library		
Monograph Volumes	230,801	227,501
Current Serials Received	4,155	4,155
Microform Units	1,391,505	1,391,505
<hr/>		
University Total		
Monograph Volumes	6,390,042	6,662,571
Current Serials Received	130,107	279,272
Microform Units	5,513,651	5,533,014
Manuscript and Archives (linear feet)	33,477	34,071
<hr/>		
Electronic Materials shared jointly by all libraries		
Number of electronic full-text journals	109,955	198,673
Number of electronic books	744,629	988,230

<sup>1</sup>The University Library System includes the Allegheny Observatory Library, Archives Service Center, African American Collection, Buhl Social Work Collection, Center for American Music, Chemistry Library, Computer Science Collection, Special Collections, Bevier Engineering Library, East Asian Collection, Frick Fine Arts Library, Hillman Library, Katz Graduate School of Business Library, Langley Library, Music Library, and the regional campuses of Bradford, Greensburg, Johnstown, and Titusville.

<sup>2</sup>The Health Sciences Library System includes the Falk Library of the Health Sciences, the UPMC Shadyside Libraries, and the Children's Hospital Library.



**Computing Services  
and  
Systems Development**

## Computing Services and Systems Development

Information technology is an integral part of the academic and research mission of the University of Pittsburgh. Worldwide computing, networked information, online collaboration, and technology-delivered instruction are daily experiences at the University's five campuses. Computing Services and Systems Development (CSSD) provides the infrastructure, resources, and support for these services that are utilized by nearly every student, faculty, and staff member.

CSSD's Information Technology Web site ([technology.pitt.edu](http://technology.pitt.edu)) provides the University community with a one-stop source for technology resources, as well as technology news and computer security services.

### University Computing Accounts and Email

Each student, faculty, and staff member receives a University Computing Account at the time of admission or employment. It provides access to the computing and technology services described below. The account features a unique username that is used in conjunction with a secure password. New students activate their accounts at My Pitt ([my.pitt.edu](http://my.pitt.edu)). Forgotten passwords can be reset online or by calling the Technology Help Desk at 412 624-HELP [4357].

University email addresses consist of a username followed by "@pitt.edu" (for example, [abc123@pitt.edu](mailto:abc123@pitt.edu)). Students, faculty, and staff can read University email online from any location by using the Webmail feature on any page at My Pitt ([my.pitt.edu](http://my.pitt.edu)). All official University correspondence is sent to a user's University email address. CSSD's spam and virus email filtering service stops dangerous viruses and unwanted email from reaching @pitt.edu email addresses. University email can be forwarded to external addresses from the user's My Pitt Profile page.

### Network and Telecommunications Environment

CSSD provides the network infrastructure and telecommunications backbone for the University community. The University's data network, PittNet, operates over a 10 Gigabit backbone that joins thousands of local Ethernets into a large, geographically distributed network, and connects tens of thousands of computers at all five University campuses to the Internet. PittNet extends into campus buildings with reliable 10 Gigabit connections and service points to University offices and workspaces at 1000 Mbps. The undergraduate residence halls are fully wired, with one Ethernet port per student. An extensive consulting and support program is available in the residence halls to support student computing. The same consulting services are also available to commuter students.

Wireless PittNet, the University's campus-wide wireless network, is built upon the strength of the University's wired network. It provides fast, secure, and easy-to-use Internet access from academic buildings and residence hall common areas across the campus. Guest Wireless Service is available to

provide short-term Internet access to visitors on official University business. The eduroam service allows students, faculty, and staff to obtain wireless access to the Internet when traveling to participating institutions around the world, and it allows visitors from eduroam-affiliated institutions to obtain wireless access while at Pitt.

When students, faculty, and staff are off campus, they have access to PittNet through the Secure Remote Access service, which provides a convenient way to access restricted online library journals, databases, and other University resources at any time and from any location.

My Pitt ([my.pitt.edu](http://my.pitt.edu)), the University's Web portal, provides students, faculty, and staff with a personal guide to the Pitt experience. My Pitt makes it possible to check email, register for classes, view grades and class schedules, pay tuition bills, and access retirement benefit information from one convenient location. My Pitt automatically displays unique, custom home pages for students, faculty, staff, and applicants. The Freshman Experience section provides new students with academic planning resources, a month-by-month checklist, and answers to frequently asked questions. University units and schools can easily disseminate information to their students, faculty, and staff through communities that can be accessed from the My Resources menu. Faculty and staff can use My Pitt to sign up for Read Green, which delivers many paper-based mailings to their University email address.

The University's Web Conferencing Service is a secure and convenient online solution for faculty and staff to host virtual meetings and collaborate with colleagues across campus or around the globe. The service is accessed through the Web Conferencing community at My Pitt ([my.pitt.edu](http://my.pitt.edu)), and it supports Windows, Mac, and Linux operating systems.

Pitt Mobile ([m.pitt.edu](http://m.pitt.edu)) delivers University information and services tailored to mobile devices. It allows individuals to browse an interactive campus map; check hours of operation for libraries, bookstores, and computing labs; view upcoming campus events; access Pitt shuttle schedules; log in to CourseWeb; find people online; obtain technology help; and much more.

Extensive telecommunications support is provided to more than 21,600 telephones. Advanced services such as audio conferencing, Automated Call Distribution, calling cards, and professional consulting on wireless telephone service are available to the University community. Faculty and staff can have voice mail messages delivered to their University email inboxes by requesting the Voice Mail to Email service. The SendToMobile service enables faculty and staff to answer calls to their office phone with their mobile phone, and it also allows them to start a call on their desk phone and then extend it to their mobile phone if they need to leave their desk. University units can utilize the Telephone Conferencing Service to hold secure, on-demand conference calls at any time of the day or night.

# Computing Services and Systems Development

## Resource Environment

The University's Emergency Notification Service is used to communicate through voice and text messages as deemed appropriate in the event of an emergency. Students, faculty, and staff must subscribe at My Pitt ([my.pitt.edu](http://my.pitt.edu)) to participate in this service.

CSSD supports seven campus computing labs for students at the Pittsburgh campus. The labs offer more than 550 computers running Windows, Macintosh, and Linux. Computers are equipped with more than 100 of the latest software applications and tools. Scanners are available to be signed out and used in each lab. Printing services include high-speed print capability in all facilities and color laser print capability in the David Lawrence Hall computing lab. Self-Service Printing stations are available in all labs and at many additional locations across campus, including a number of residence halls. Lab locations, hours, and equipment lists are available at [technology.pitt.edu](http://technology.pitt.edu). Real-time information about lab hours and the number of computers available in each lab is posted on digital signs in the labs, at [technology.pitt.edu](http://technology.pitt.edu) and Pitt Mobile ([m.pitt.edu](http://m.pitt.edu)), and can also be obtained by texting a keyword to 41411. In addition, email kiosks are distributed throughout the Pittsburgh campus, providing convenient locations for students to check their email or browse the Web between classes.

CSSD provides security services and tools to protect computers, safeguard personal information, and secure sensitive University data. The Secure Your Data community at My Pitt ([my.pitt.edu](http://my.pitt.edu)) provides faculty, staff, and departmental Information Technology staff with the tools and resources they need to secure University data and computing resources. The Pitt Software Update Service, available through the Software Download Service, protects Windows computers from viruses and security vulnerabilities by downloading and installing the latest Microsoft security updates and service packs locally from the University's network. Symantec Endpoint Protection and Norton AntiVirus software, also available through the Software Download Service, provide virus and spyware protection for Windows and Mac computers. ComputracePlus (available to faculty and staff) and Computrace LoJack (available to students) are software programs that enable laptop computers to be traced in the event that they are ever lost or stolen. KeePass is a software tool that allows students, faculty, and staff to easily and securely manage all of their different passwords from one convenient location.

CSSD's Central Directory is the authoritative, centralized database of all individuals affiliated with the University. It includes information about students, faculty, and staff, as well as other classifications of individuals associated with the University. A unique feature of the Central Directory is the Find People ([find.pitt.edu](http://find.pitt.edu)) online directory service, which allows users to conduct a search for individuals at Pitt by using their names or University Computing Account usernames.

## Support Environment

The University's Network Operations Center (NOC) monitors and manages critical University business and academic systems around the clock to ensure availability and to prevent service interruptions. The Technology Help Desk at 412-624-HELP [4357] is available 24 hours a day, seven days per week. Students, faculty, and staff can also submit questions online or start a live online chat with a Help Desk analyst at [technology.pitt.edu](http://technology.pitt.edu). The Technology Help Desk provides troubleshooting support, resolves problems, and answers "how to" questions on a variety of information technology issues. Instructional documentation is also available at [technology.pitt.edu](http://technology.pitt.edu).

CSSD offers a consulting and evaluation service to University departments on a contractual basis. Through the contract program, systems analysts and technical professionals can be hired, from one to five days per week, to provide dedicated, high-level, onsite consulting.

CSSD has also established the Expert Partners program to provide departmental technical staff with access to CSSD resources, as well as liaison and training services. This program is designed to assist the departmental staff analyst in delivering high-quality support within his or her own department, coordinated with the overall direction of services provided by CSSD. Faculty members have access to a centralized pool of more than 75 software programs available through the Software Download Service.

Students are provided with an extensive array of software applications and utilities at no cost. The Microsoft Campus Software for Students program provides Microsoft applications and operating systems to Pitt students free of charge. Students can receive software upgrades while enrolled at the University and may retain the software when they graduate. CSSD also offers mathematics, statistics, productivity, and Internet software products without charge or at greatly reduced prices. Students can also download Microsoft professional tools online through the DreamSpark program. Apps for Apple mobile devices are also available to students, faculty, and staff through Software Distribution Services. In addition, CSSD provides the University community with a Software Download Service which permits students, faculty, and staff to install software that is available free of charge according to the University's enterprise and site license agreements.

Source: Computing Services and Systems Development, November 2012.

# **Institutional Advancement**

## Institutional Advancement

The mission of the Office of Institutional Advancement is to build relationships, inspire philanthropy, and steward those who invest in the University of Pittsburgh.

At the close of the fiscal year, the University's capital campaign, "Building Our Future Together," had raised \$2.023 billion in gifts and pledges. A major focus of the campaign has been to increase the number of University endowed funds, which provide perpetual support for the University. At the end of fiscal year 2012, the University had 2,411 endowed funds, a 171% increase in the number of funds at the beginning of the campaign. To date, more than 181,000 donors have contributed to the campaign. Of these donors, 331 have given \$1 million or more to the University.

In fiscal year 2012, the campaign raised over \$100 million for the ninth consecutive year. And the campaign achieved over \$100 million in cash received for the eighth consecutive year.

Institutional Advancement's staff members promote and mobilize volunteer activities in support of fundraising. They coordinate alumni advocacy efforts, and perform other functions in support of the University's mission. One important fundraising program is the Annual Fund, which provides potential donors with opportunities to support the University at every dollar level. From small donations which help to fund day-to-day operations to large gifts which endow entire programs, the generous support of devoted Pitt alumni, friends, parents, faculty, and staff is critical to Pitt's mission. In fiscal year 2012, 41,235 donors made gifts to the University's Annual Fund.

Institutional Advancement's Planned Giving Department assists the University's alumni and friends in arranging charitable gifts that are executed over an extended period of time or at some point in the future. These contributions, which may provide powerful tax benefits and sources of income to donors, can be made through gifts of life insurance, life income gifts, or a number of other donor-friendly options.

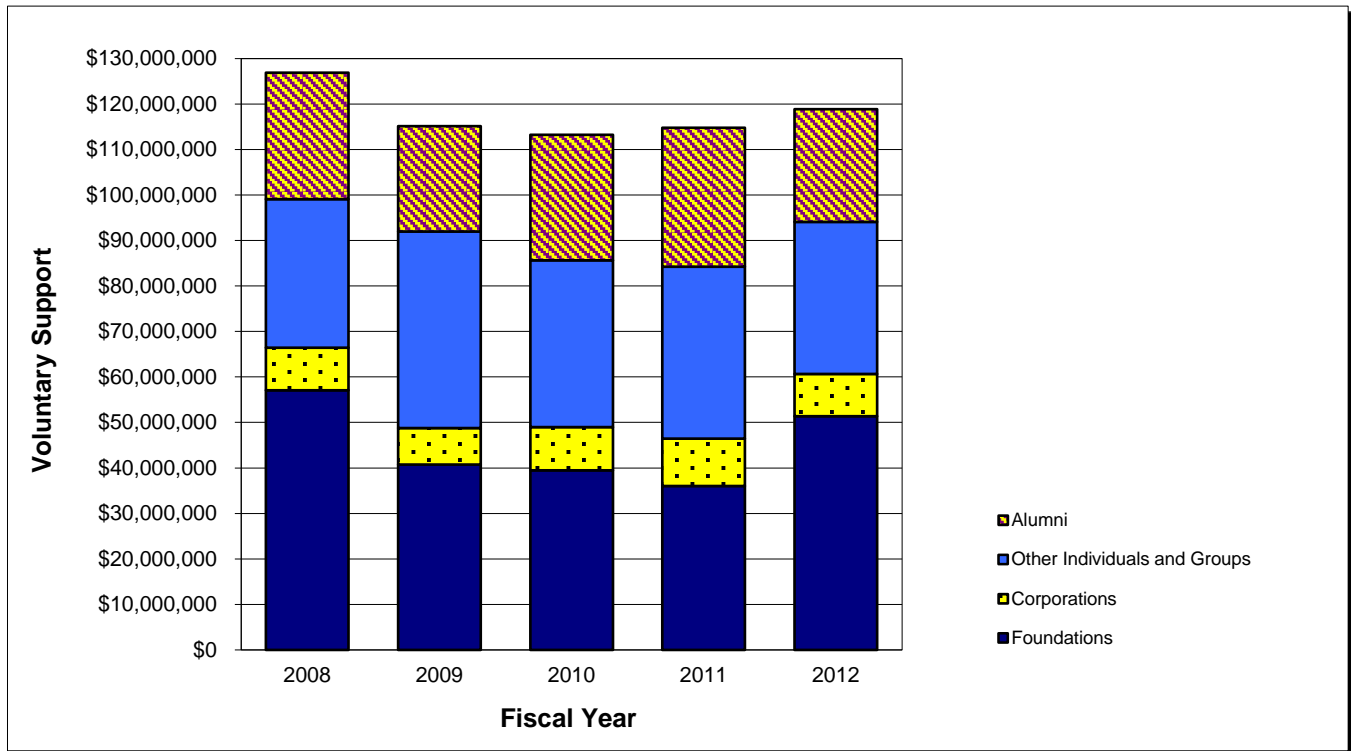
Corporate and Foundation Relations staff members act as liaisons between individuals at the University – faculty or various other departmental personnel – and representatives of local, national, and international corporations and foundations. The purpose of this effort is to connect University funding needs with the philanthropic interests of donor organizations. In addition, the University participates in a corporate matching gift program through which numerous corporations match eligible gifts made to the University by their employees.

The University's alumni number more than 277,000 and reside in all 50 states, the District of Columbia, four U.S. territories, and 160 foreign countries. The Office of Alumni Relations and the University of Pittsburgh Alumni Association together promote mutually productive relationships between the University and its alumni. Alumni Relations staff members foster the continued connection of alumni with Pitt after graduation, as alumni link the University's past with its future. Additionally, Alumni Relations staff members direct the Student Alumni Association and the Blue and Gold Society, an organization of outstanding student leaders who represent the University at alumni and community events. The Alumni Association charters a growing number of Pitt alumni clubs, works to influence government offices to fund and nurture higher education, and assists the University in its efforts to attract and support high-caliber students.

Institutional Advancement also administers activities held in the Heinz Memorial Chapel, a Gothic building famous for its magnificent stained glass windows. The Chapel is a focal point of campus life for students, faculty, staff, and alumni. It provides a place for worship services, concerts, lectures, memorial services, weddings, and individual reflection and meditation.

Source: Institutional Advancement, October 2012.

## Voluntary Support by Source of Giving Fiscal Year 2008 to 2012



Fiscal Year	Alumni	Other Individuals and Groups	Corporations	Foundations	Voluntary Support All Sources
2008	\$27,759,235	\$32,670,105	\$9,374,670	\$57,042,058	\$126,846,068
2009 <sup>1</sup>	23,149,374	43,165,904	8,083,383	40,714,546	115,113,207
2010 <sup>2</sup>	27,570,630	36,630,185	9,540,956	39,461,066	113,202,837
2011	30,541,059	37,750,730	10,414,786	36,053,547	114,760,122
2012	24,798,899	33,418,750	9,270,886	51,382,080	118,870,615

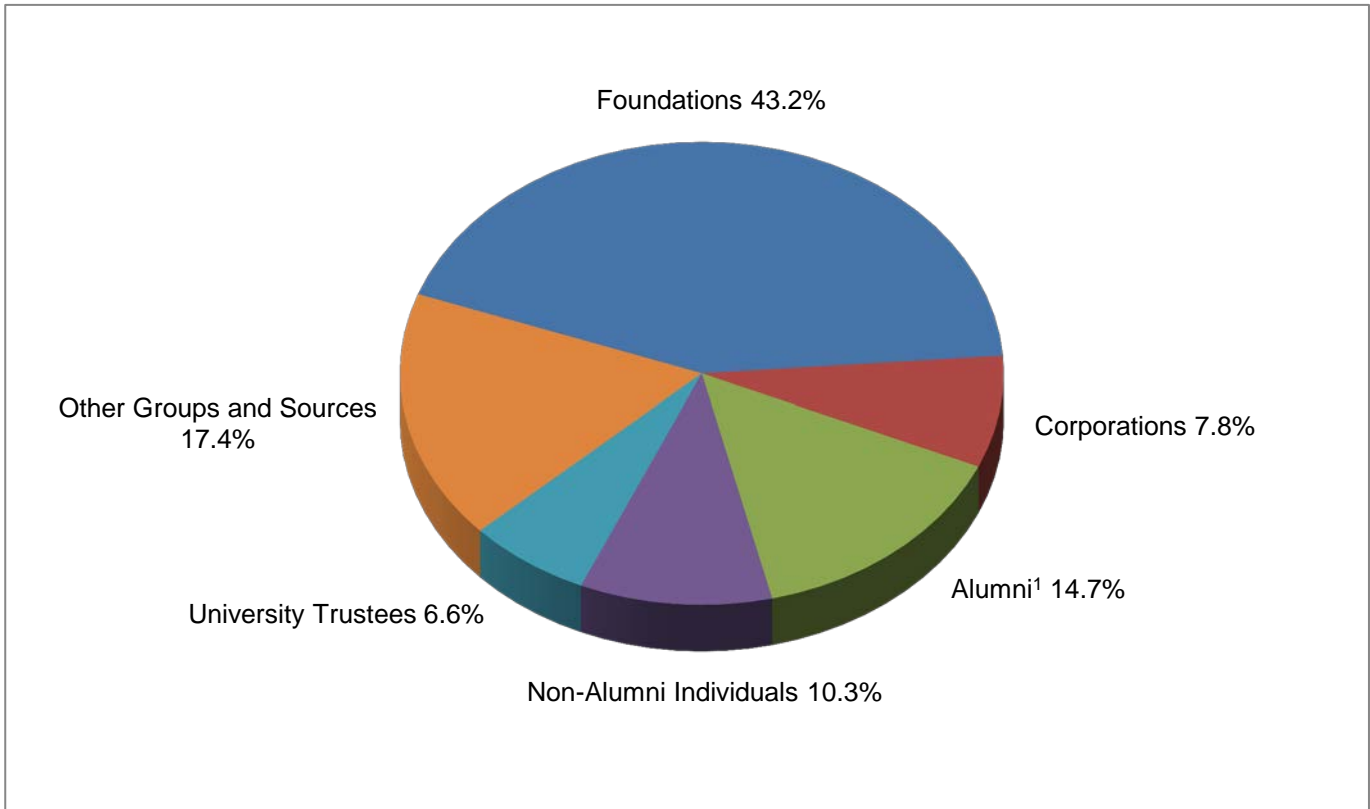
<sup>1</sup> *Voluntary Support, All Sources* had initially been reported as \$109,847,314. These FY 2009 figures have been restated to include Gifts Held by Others and other corrections.

<sup>2</sup> *Voluntary Support, All Sources* had initially been reported as \$109,568,495. These FY 2010 figures have been restated to include Gifts Held by Others and other corrections.

Note: Voluntary Support figures shown in this table are point-in-time, and as such, serve only as a reference point. Other presentations of these data may take into account changes in donor specifications and various other developments.

Source: Institutional Advancement, October 2012.

**Voluntary Support by Support Category  
Fiscal Year 2012**



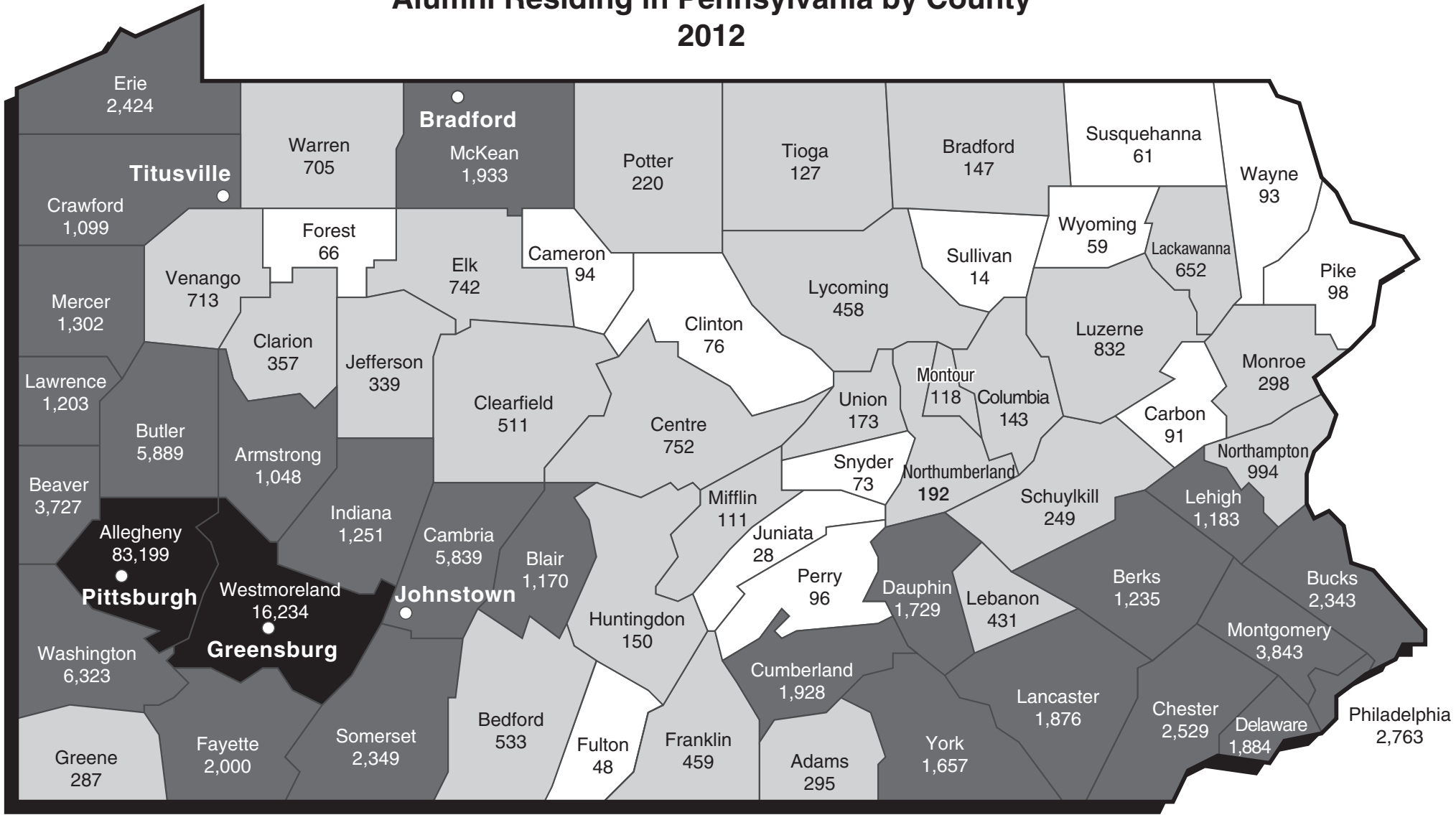
<b>Support Category</b>	<b>Voluntary Support</b>
Foundations	\$51,382,080
Corporations	9,270,886
Alumni <sup>1</sup>	17,441,702
Non-Alumni Individuals	12,238,532
University Trustees	7,811,157
Other Groups and Sources	20,726,258
<b>Support Category Total</b>	<b><u><u>\$118,870,615</u></u></b>

<sup>1</sup>University of Pittsburgh alumni who serve as members of the University Board of Trustees are included under the support category designated as *University Trustees*.

Note: Voluntary Support figures shown in this table are point-in-time, and as such, serve only as a reference point. Other presentations of these data may take into account changes in donor specifications and various other developments.

Source: Institutional Advancement, October 2012.

# Alumni Residing in Pennsylvania by County 2012



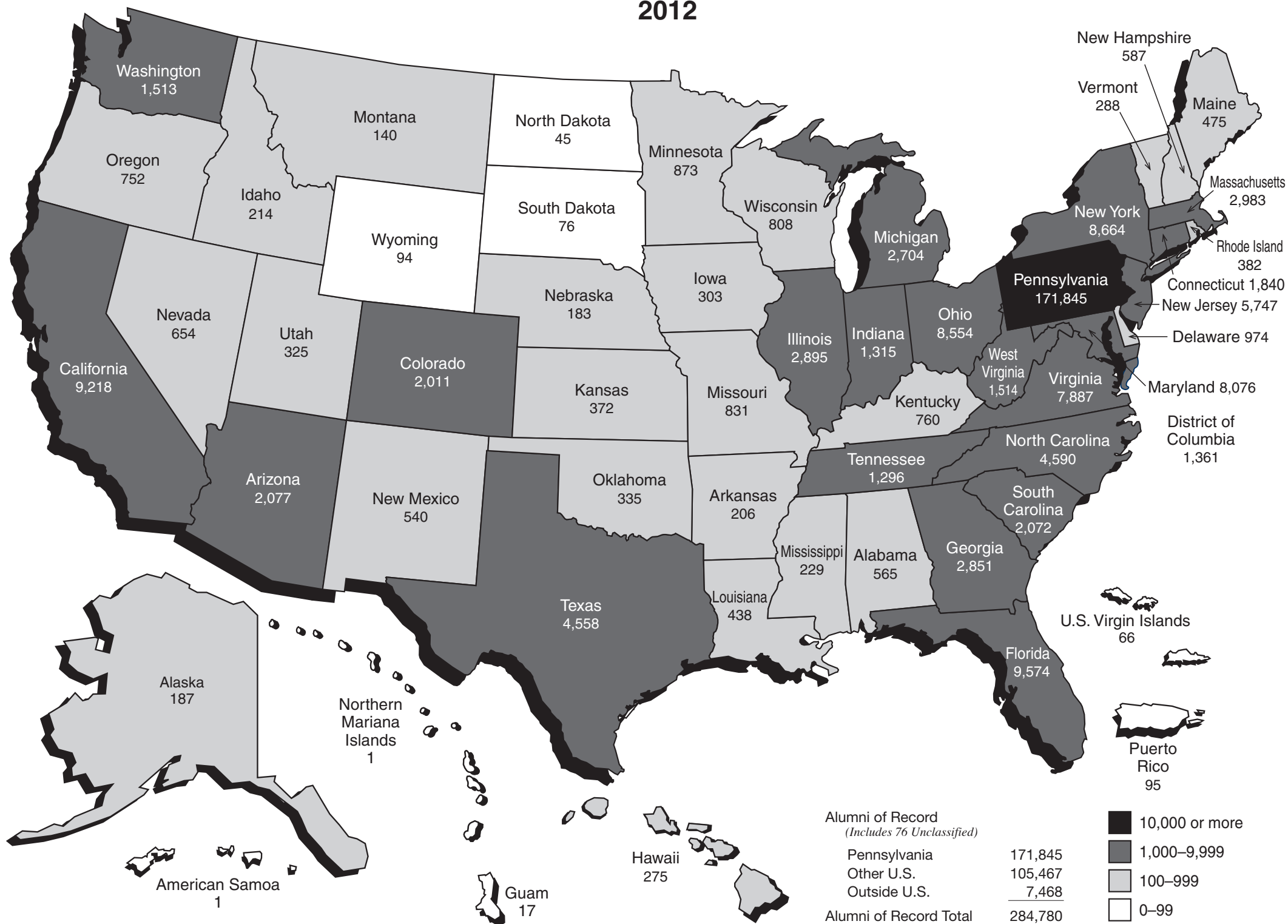
Alumni of Record		
Pennsylvania	171,845	<div style="display: flex; flex-direction: column; align-items: center;"> <div style="width: 15px; height: 15px; background-color: black; margin-bottom: 5px;"></div> <div style="width: 15px; height: 15px; background-color: #444; margin-bottom: 5px;"></div> <div style="width: 15px; height: 15px; background-color: #ccc; margin-bottom: 5px;"></div> <div style="width: 15px; height: 15px; background-color: white; border: 1px solid black; margin-bottom: 5px;"></div> </div>
Other U.S.	105,467	
Outside U.S.	7,468	
Alumni of Record Total	284,780	
Living Alumni Without Current Address	17,259	
Total Living Alumni	302,039	

Note: Alumni data reflected in the above Pennsylvania county map are the University of Pittsburgh's alumni of record. Total living alumni include these alumni of record, as well as those alumni who are without a current address.

Source: Office of Institutional Advancement, October 2012.

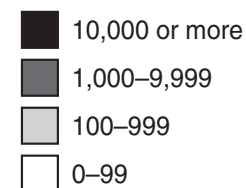


# Alumni Residing in the United States by State or Territory 2012



Alumni of Record  
(Includes 76 Unclassified)

Pennsylvania	171,845
Other U.S.	105,467
Outside U.S.	7,468
<b>Alumni of Record Total</b>	<b>284,780</b>



Note: Alumni data reflected in the above map are the University of Pittsburgh's alumni of record. Total living alumni include these alumni of record, as well as those alumni who are without a current address.

Living Alumni Without Current Address	17,259
---------------------------------------	--------

Source: Office of Institutional Advancement, October 2012.

<b>Total Living Alumni</b>	<b><u>302,039</u></b>
----------------------------	-----------------------