

London Organising Committee of the
Olympic Games and Paralympic Games Limited



Official results book
Swimming
28 July – 10 August





Medal Standings

Classement des médailles

AFTER 34 OF 34 EVENTS

As of FRI 10 AUG 2012

Rank	NOC	Men				Women				Total				Rank by Total
		G	S	B	Tot	G	S	B	Tot	G	S	B	Tot	
1	USA - United States of America	8	5	3	16	8	4	3	15	16	9	6	31	1
2	CHN - People's Republic of China	2	1	1	4	3	1	2	6	5	2	3	10	=3
3	FRA - France	3	1		4	1	1	1	3	4	2	1	7	5
4	NED - Netherlands					2	1	1	4	2	1	1	4	=6
5	RSA - South Africa	2	1		3					2	1		3	=8
6	HUN - Hungary	1		1	2	1			1	2		1	3	=8
7	AUS - Australia		2	1	3	1	4	2	7	1	6	3	10	=3
8	TUN - Tunisia	1		1	2					1		1	2	=12
9	LTU - Lithuania					1			1	1			1	=17
10	JPN - Japan		2	4	6		1	4	5		3	8	11	2
11	RUS - Russian Federation		1	1	2		1	1	2		2	2	4	=6
12	BLR - Belarus						2		2		2		2	=12
12	ESP - Spain						2		2		2		2	=12
12	KOR - Republic of Korea		2		2						2		2	=12
15	CAN - Canada		1	2	3						1	2	3	=8
15	GBR - Great Britain		1		1			2	2		1	2	3	=8
17	BRA - Brazil		1	1	2						1	1	2	=12
18	GER - Germany		1		1						1		1	=17
19	ITA - Italy							1	1			1	1	=17
Total:		17	19	15	51	17	17	17	51	34	36	32	102	

LEGEND									
G	Gold	S	Silver	B	Bronze	Tot	Total	'='	Equal sign indicates that two or more NOCs share the same rank by total



Medallists by Event

Médailles par épreuve

AFTER 34 OF 34 EVENTS

As of FRI 10 AUG 2012

Event	Date	Medal	Name	NOC Code
Women's 50m Freestyle	4 AUG 2012	GOLD	KROMOWIDJOJO Ranomi	NED
		SILVER	HERASIMENIA Aliaksandra	BLR
		BRONZE	VELDHUIS Marleen	NED
Women's 100m Freestyle	2 AUG 2012	GOLD	KROMOWIDJOJO Ranomi	NED
		SILVER	HERASIMENIA Aliaksandra	BLR
		BRONZE	TANG Yi	CHN
Women's 200m Freestyle	31 JUL 2012	GOLD	SCHMITT Allison	USA
		SILVER	MUFFAT Camille	FRA
		BRONZE	BARRATT Bronte	AUS
Women's 400m Freestyle	29 JUL 2012	GOLD	MUFFAT Camille	FRA
		SILVER	SCHMITT Allison	USA
		BRONZE	ADLINGTON Rebecca	GBR
Women's 800m Freestyle	3 AUG 2012	GOLD	LEDECKY Katie	USA
		SILVER	BELMONTE GARCIA Mireia	ESP
		BRONZE	ADLINGTON Rebecca	GBR
Women's 100m Backstroke	30 JUL 2012	GOLD	FRANKLIN Missy	USA
		SILVER	SEEBOHM Emily	AUS
		BRONZE	TERAKAWA Aya	JPN
Women's 200m Backstroke	3 AUG 2012	GOLD	FRANKLIN Missy	USA
		SILVER	ZUEVA Anastasia	RUS
		BRONZE	BEISEL Elizabeth	USA
Women's 100m Breaststroke	30 JUL 2012	GOLD	MEILUTYTE Ruta	LTU
		SILVER	SONI Rebecca	USA
		BRONZE	SUZUKI Satomi	JPN
Women's 200m Breaststroke	2 AUG 2012	GOLD	SONI Rebecca	USA
		SILVER	SUZUKI Satomi	JPN
		BRONZE	EFIMOVA Iuliia	RUS
Women's 100m Butterfly	29 JUL 2012	GOLD	VOLLMER Dana	USA
		SILVER	LU Ying	CHN
		BRONZE	COUTTS Alicia	AUS
Women's 200m Butterfly	1 AUG 2012	GOLD	JIAO Liuyang	CHN
		SILVER	BELMONTE GARCIA Mireia	ESP
		BRONZE	HOSHI Natsumi	JPN
Women's 200m Individual Medley	31 JUL 2012	GOLD	YE Shiwen	CHN
		SILVER	COUTTS Alicia	AUS
		BRONZE	LEVERENZ Caitlin	USA
Women's 400m Individual Medley	28 JUL 2012	GOLD	YE Shiwen	CHN
		SILVER	BEISEL Elizabeth	USA
		BRONZE	LI Xuanxu	CHN



Swimming
Natation



Event	Date	Medal	Name	NOC Code
Women's 4 x 100m Freestyle Relay	28 JUL 2012	GOLD	COUTTS Alicia CAMPBELL Cate ELMSLIE Brittany SCHLANGER Melanie KUKLA Yolane SEEBOHM Emily TRICKETT Libby	AUS
		SILVER	DEKKER Inge VELDHUIS Marleen HEEMSKERK Femke KROMOWIDJOJO Ranomi SCHREUDER Hinkelien	NED
		BRONZE	FRANKLIN Missy HARDY Jessica NEAL Lia SCHMITT Allison COUGHLIN Natalie WEIR Amanda	USA
Women's 4 x 200m Freestyle Relay	1 AUG 2012	GOLD	FRANKLIN Missy VOLLMER Dana VREELAND Shannon SCHMITT Allison ANDERSON Alyssa PERDUE Lauren	USA
		SILVER	BARRATT Bronte SCHLANGER Melanie PALMER Kylie COUTTS Alicia BAINBRIDGE Angie ELMSLIE Brittany EVANS Blair NEILSEN Jade	AUS
		BRONZE	MUFFAT Camille BONNET Charlotte ETIENNE Ophelie-Cyrielle BALMY Coralie FARRELL Margaux LAZARE Mylene	FRA
Women's 4 x 100m Medley Relay	4 AUG 2012	GOLD	FRANKLIN Missy SONI Rebecca VOLLMER Dana SCHMITT Allison BOOTSMA Rachel DONAHUE Claire HARDY Jessica LARSON Breeja	USA
		SILVER	SEEBOHM Emily JONES Leisel COUTTS Alicia SCHLANGER Melanie ELMSLIE Brittany	AUS
		BRONZE	TERAKAWA Aya SUZUKI Satomi KATO Yuka UEDA Haruka	JPN



Swimming
Natation



Event	Date	Medal	Name	NOC Code
Women's Marathon 10km	9 AUG 2012	GOLD	RISZTOV Eva	HUN
		SILVER	ANDERSON Haley	USA
		BRONZE	GRIMALDI Martina	ITA
Men's 50m Freestyle	3 AUG 2012	GOLD	MANAUDOU Florent	FRA
		SILVER	JONES Cullen	USA
		BRONZE	CIELO Cesar	BRA
Men's 100m Freestyle	1 AUG 2012	GOLD	ADRIAN Nathan	USA
		SILVER	MAGNUSSEN James	AUS
		BRONZE	HAYDEN Brent	CAN
Men's 200m Freestyle	30 JUL 2012	GOLD	AGNEL Yannick	FRA
		SILVER	PARK Taehwan	KOR
		SILVER	SUN Yang	CHN
Men's 400m Freestyle	28 JUL 2012	GOLD	SUN Yang	CHN
		SILVER	PARK Taehwan	KOR
		BRONZE	VANDERKAAY Peter	USA
Men's 1500m Freestyle	4 AUG 2012	GOLD	SUN Yang	CHN
		SILVER	COCHRANE Ryan	CAN
		BRONZE	MELLOULI Oussama	TUN
Men's 100m Backstroke	30 JUL 2012	GOLD	GREVERS Matthew	USA
		SILVER	THOMAN Nick	USA
		BRONZE	IRIE Ryosuke	JPN
Men's 200m Backstroke	2 AUG 2012	GOLD	CLARY Tyler	USA
		SILVER	IRIE Ryosuke	JPN
		BRONZE	LOCHTE Ryan	USA
Men's 100m Breaststroke	29 JUL 2012	GOLD	van der BURGH Cameron	RSA
		SILVER	SPRENGER Christian	AUS
		BRONZE	HANSEN Brendan	USA
Men's 200m Breaststroke	1 AUG 2012	GOLD	GYURTA Daniel	HUN
		SILVER	JAMIESON Michael	GBR
		BRONZE	TATEISHI Ryo	JPN
Men's 100m Butterfly	3 AUG 2012	GOLD	PHELPS Michael	USA
		SILVER	le CLOS Chad	RSA
		SILVER	KOROTYSHKIN Evgeny	RUS
Men's 200m Butterfly	31 JUL 2012	GOLD	le CLOS Chad	RSA
		SILVER	PHELPS Michael	USA
		BRONZE	MATSUDA Takeshi	JPN
Men's 200m Individual Medley	2 AUG 2012	GOLD	PHELPS Michael	USA
		SILVER	LOCHTE Ryan	USA
		BRONZE	CSEH Laszlo	HUN
Men's 400m Individual Medley	28 JUL 2012	GOLD	LOCHTE Ryan	USA
		SILVER	PEREIRA Thiago	BRA
		BRONZE	HAGINO Kosuke	JPN



Event	Date	Medal	Name	NOC Code
Men's 4 x 100m Freestyle Relay	29 JUL 2012	GOLD	LEVEAUX Amaury GILOT Fabien LEFERT Clement AGNEL Yannick BERNARD Alain STRAVIUS Jeremy	FRA
		SILVER	ADRIAN Nathan PHELPS Michael JONES Cullen LOCHTE Ryan BERENS Ricky FEIGEN James GREVERS Matthew LEZAK Jason	USA
		BRONZE	GRECHIN Andrey LOBINTSEV Nikita MOROZOV Vladimir IZOTOV Danila FESIKOV Sergei LAGUNOV Evgeny	RUS
Men's 4 x 200m Freestyle Relay	31 JUL 2012	GOLD	LOCHTE Ryan DWYER Conor BERENS Ricky PHELPS Michael HOUCHIN Charlie McLEAN Matthew TARWATER Davis	USA
		SILVER	LEVEAUX Amaury MALLET Gregory LEFERT Clement AGNEL Yannick STRAVIUS Jeremy	FRA
		BRONZE	HAO Yun LI Yunqi JIANG Haiqi SUN Yang DAI Jun LU Zhiwu	CHN
Men's 4 x 100m Medley Relay	4 AUG 2012	GOLD	GREVERS Matthew HANSEN Brendan PHELPS Michael ADRIAN Nathan JONES Cullen McGILL Tyler SHANTEAU Eric THOMAN Nick	USA
		SILVER	IRIE Ryosuke KITAJIMA Kosuke MATSUDA Takeshi FUJII Takuro	JPN
		BRONZE	STOECKEL Hayden SPRENGER Christian TARGETT Matt MAGNUSSEN James D'ORSOGNA Tommaso RICKARD Brenton	AUS



Swimming
Natation



Event	Date	Medal	Name	NOC Code
Men's Marathon 10km	10 AUG 2012	GOLD	MELLOULI Oussama	TUN
		SILVER	LURZ Thomas	GER
		BRONZE	WEINBERGER Richard	CAN



Aquatics Centre
Centre Aquatique

SAT 4 AUG 2012
19:30

Swimming

Natation

Women's 50m Freestyle

50 m nage libre - femmes

Final

Finale



Results

Résultats

EVENT NO. 29

	Record	Name	NOC Code	Location	Date
WR	23.73	STEFFEN Britta	GER	Rome (ITA)	2 AUG 2009
OR	24.06	STEFFEN Britta	GER	Beijing (CHN)	17 AUG 2008

Rank	Lane	Name	NOC Code	R.T.	Time	Time Behind
1	4	KROMOWIDJOJO Ranomi	NED	0.72	24.05	OR
2	5	HERASIMENIA Aliaksandra	BLR	0.74	24.28	0.23
3	3	VELDHUIS Marleen	NED	0.74	24.39	0.34
4	6	STEFFEN Britta	GER	0.71	24.46	0.41
5	2	HALSALL Francesca	GBR	0.67	24.47	0.42
6	8	ALSHAMMAR Therese	SWE	0.68	24.61	0.56
7	1	HARDY Jessica	USA	0.72	24.62	0.57
8	7	VANDERPOOL-WALLACE Arianna	BAH	0.71	24.69	0.64

LEGEND

OR Olympic record

R.T. Reaction time

WR World record



Results Summary

Synthèse des résultats

EVENT NO. 29

	Record	Name	NOC Code	Location	Date
WR	23.73	STEFFEN Britta	GER	Rome (ITA)	2 AUG 2009
OR	24.06	STEFFEN Britta	GER	Beijing (CHN)	17 AUG 2008

Rank	Heat	Lane	Name	Year of Birth	NOC Code	R.T.	Time	Time Behind
1	2	4	KROMOWIDJOJO Ranomi	1990	NED	0.71	24.07	Q
2	2	3	HERASIMENIA Aliaksandra	1985	BLR	0.73	24.45	0.38 Q
3	1	4	VELDHUIS Marleen	1979	NED	0.73	24.50	0.43 Q
4	1	5	STEFFEN Britta	1983	GER	0.70	24.57	0.50 Q
5	2	5	HALSALL Francesca	1990	GBR	0.69	24.63	0.56 Q
6	1	6	VANDERPOOL-WALLACE	1990	BAH	0.65	24.64	0.57 Q
7	1	7	HARDY Jessica	1987	USA	0.72	24.68	0.61 Q
8	1	3	ALSHAMMAR Therese	1977	SWE	0.67	24.71	0.64 Q
9	1	8	SMITH Amy	1987	GBR	0.65	24.87	0.80
10	2	2	CAMPBELL Bronte	1994	AUS	0.76	24.94	0.87
10	2	8	SANTAMANS Anna	1993	FRA	0.59	24.94	0.87
12	2	6	OTTESEN GRAY Jeanette	1987	DEN	0.68	24.99	0.92
13	1	2	CAMPBELL Cate	1992	AUS	0.80	25.01	0.94
14	2	7	SJOSTROM Sarah	1993	SWE	0.72	25.08	1.01
15	1	1	POON Victoria	1984	CAN	0.76	25.17	1.10
16	2	1	DRAKOU Theodora	1992	GRE	0.62	25.28	1.21

LEGEND

OR Olympic record

Q Qualified for the next phase

R.T. Reaction time

WR World record



Aquatics Centre
Centre Aquatique

FRI 3 AUG 2012
12:05

Swimming

Natation

Women's 50m Freestyle

50 m nage libre - femmes

Heats - Swim-Off 1

Séries - reprise 1



Results

Résultats

EVENT NO. 29

	Record	Name	NOC Code	Location	Date
WR	23.73	STEFFEN Britta	GER	Rome (ITA)	2 AUG 2009
OR	24.06	STEFFEN Britta	GER	Beijing (CHN)	17 AUG 2008

Rank	Lane	Name	NOC Code	R.T.	Time	Time Behind
1	3	SMITH Amy	GBR	0.65	24.82	
2	5	JOYCE Kara Lynn	USA	0.72	25.16	0.34
3	4	BATEMAN Sarah Blake	ISL	0.68	26.03	1.21

LEGEND

OR Olympic record

R.T. Reaction time

WR World record



Results Summary

Synthèse des résultats

EVENT NO. 29

	Record	Name	NOC Code	Location	Date
WR	23.73	STEFFEN Britta	GER	Rome (ITA)	2 AUG 2009
OR	24.06	STEFFEN Britta	GER	Beijing (CHN)	17 AUG 2008

Rank	Heat	Lane	Name	Year of Birth	NOC Code	R.T.	Time	Time Behind
1	10	4	KROMOWIDJOJO Ranomi	1990	NED	0.72	24.51	Q
2	10	5	VELDHUIS Marleen	1979	NED	0.78	24.57	0.06 Q
3	9	4	HALSALL Francesca	1990	GBR	0.71	24.61	0.10 Q
4	9	5	STEFFEN Britta	1983	GER	0.75	24.70	0.19 Q
5	9	3	HERASIMENIA Aliaksandra	1985	BLR	0.75	24.76	0.25 Q
6	8	4	ALSHAMMAR Therese	1977	SWE	0.66	24.77	0.26 Q
7	10	6	OTTESEN GRAY Jeanette	1987	DEN	0.71	24.85	0.34 Q
7	10	2	VANDERPOOL-WALLACE	1990	BAH	0.65	24.85	0.34 Q
9	8	3	CAMPBELL Bronte	1994	AUS	0.77	24.87	0.36 Q
10	8	5	CAMPBELL Cate	1992	AUS	0.83	24.94	0.43 Q
10	9	6	SJOSTROM Sarah	1993	SWE	0.76	24.94	0.43 Q
12	10	3	HARDY Jessica	1987	USA	0.72	24.99	0.48 Q
13	8	7	DRAKOU Theodora	1992	GRE	0.63	25.13	0.62 Q
14	9	7	POON Victoria	1984	CAN	0.77	25.15	0.64 Q
15	9	8	SANTAMANS Anna	1993	FRA	0.70	25.23	0.72 Q
16	7	6	BATEMAN Sarah Blake	1990	ISL	0.67	25.28	0.77 ?
16	8	6	JOYCE Kara Lynn	1985	USA	0.70	25.28	0.77 ?
16	9	2	SMITH Amy	1987	GBR	0.73	25.28	0.77 ?
19	10	7	ALJAND Triin	1985	EST	0.70	25.33	0.82
20	10	1	KHAKHLOVA Sviatlana	1984	BLR	0.74	25.36	0.85
21	8	2	NIANGKOUARA Nery	1983	GRE	0.70	25.40	0.89
22	8	1	HERRMANN Graciele	1992	BRA	0.69	25.44	0.93
23	7	2	PALMER Hayley	1989	NZL	0.65	25.47	0.96
24	6	3	ZHU Qianwei	1990	CHN	0.67	25.54	1.03
24	9	1	BLUME Pernille	1994	DEN	0.86	25.54	1.03
26	5	4	MEILUTYTE Ruta	1997	LTU	0.60	25.55	1.04
26	6	5	SEPPALA Hanna-Maria	1984	FIN	0.72	25.55	1.04
28	7	4	SEMECO ARISMENDI Arlene	1984	VEN	0.69	25.56	1.05
29	7	7	GARCIA VEGA Vanessa	1984	PUR	0.64	25.58	1.07
30	7	3	DOWGIERT Anna	1990	POL	0.67	25.59	1.08
31	7	8	SYSMANS Jolien	1992	BEL	0.73	25.60	1.09
32	6	6	FERRAIOLI Erika	1986	ITA	0.69	25.69	1.18
33	10	8	STEPANYUK Darya	1990	UKR	0.76	25.70	1.19
34	7	5	DOLUNAY Burcu	1984	TUR	0.67	25.72	1.21
35	8	8	MATSUMOTO Yayoi	1990	JPN	0.69	25.73	1.22
36	7	1	MAREE Trudi	1988	RSA	0.64	25.78	1.27
37	6	8	ATKINSON Alia	1988	JAM	0.66	25.98	1.47
38	6	2	SYLLABOVA Miroslava	1990	SVK	0.77	26.07	1.56
39	5	3	NIKITINA Gabriela	1994	LAT	0.76	26.26	1.75
40	5	5	PIGOT Chinyere	1993	SUR	0.74	26.30	1.79
41	6	1	OSMAN Farida	1995	EGY	0.72	26.34	1.83
42	6	7	NAJDANOVSKI Miroslava	1988	SRB	0.77	26.46	1.95
43	5	6	MUSCAT Nicola	1994	MLT	0.68	27.22	2.71
44	5	2	VIEIRA Jessica Teixeira	1991	MOZ	0.67	27.39	2.88
45	5	7	BAQLAH Talita	1995	JOR	0.77	27.45	2.94
46	4	2	TAFATATHA Joyce	1998	MAW	0.71	27.74	3.23
47	4	5	MEAURI Judith	1992	PNG	0.78	27.84	3.33
48	5	1	SULTAN Faye	1994	KUW	0.73	27.92	3.41



Rank	Heat	Lane	Name	Year of Birth	NOC Code	R.T.	Time	Time Behind
49	4	4	HEPLER Ann-Marie	1996	MHL	0.66	28.06	3.55
50	4	3	KEANE Keesha	1995	PLW	0.66	28.25	3.74
51	4	6	HAZBOUN Sabine	1994	PLE	0.71	28.28	3.77
52	5	8	LUNKUSE Jamila	1997	UGA	0.70	28.44	3.93
53	4	8	GUEDIA MOUAFO Antoinette	1995	CMR	0.81	29.28	4.77
54	4	7	BROWN Celeste	1994	COK	0.75	29.36	4.85
55	3	3	O'REILLY CLASHING Karin	1992	ANT	0.79	30.01	5.50
56	2	6	DANIEL Debra	1991	FSM	0.74	30.32	5.81
57	3	6	HEMTHON Vitiny	1993	CAM	0.78	30.44	5.93
58	3	5	AGAHOZO Alphonsine	1996	RWA	0.84	30.72	6.21
59	3	2	ARAKJI Nada Mohammed W	1994	QAT	0.77	30.89	6.38
60	3	4	IZMAYLOVA Katerina	1977	TJK	0.77	31.27	6.76
61	4	1	HENRIQUES Mariana	1994	ANG	0.67	31.36	6.85
62	3	7	SAMASSEKOU Fatoumata	1987	MLI	0.89	31.88	7.37
63	2	4	OUEDRAOGO Angelika	1993	BUR	0.81	32.19	7.68
64	3	8	SHAJAN Aminath	1993	MDV	0.78	32.23	7.72
65	3	1	GEBREMEDHIN Yanet	1994	ETH	0.88	32.41	7.90
66	2	3	TOURE Assita	1992	CIV	0.97	33.09	8.58
67	2	2	UWAMAHORA Elsie	1988	BDI	0.78	33.14	8.63
68	2	5	ALFLAIJ Sara	1995	BRN	0.79	33.81	9.30
69	2	7	ABOUBAKAR YACOUB	1989	CGO	0.82	34.64	10.13
70	2	1	FADLALLA Mhasin	1994	SUD	0.99	35.07	10.56
71	1	4	MOUSSA ADAMOU	1997	NIG	0.92	37.29	12.78
72	1	5	KPOSSI Adzo	1999	TOG	0.80	37.55	13.04
73	1	3	THEKO Masempe	1987	LES	1.07	42.35	17.84
	6	4	DARA Eszter	1990	HUN		DNS	

LEGEND

DNS Did not start
WR World record

OR Olympic record
? Involved in swim-off

Q Qualified for the next phase

R.T. Reaction time



Results

Résultats

EVENT NO. 20

	Record	Split	Name	NOC Code	Location	Date
WR	52.07	25.46	STEFFEN Britta	GER	Rome (ITA)	31 JUL 2009
OR	53.05	25.75	KROMOWIDJOJO Ranomi	NED	London (GBR)	1 AUG 2012

Rank	Lane	Name	NOC Code	R.T.	50m	Time	Time Behind
1	4	KROMOWIDJOJO Ranomi	NED	0.77	(4) 25.76	53.00 27.24	OR
2	1	HERASIMENIA Aliaksandra	BLR	0.74	(1) 25.22	53.38 28.16	0.38
3	6	TANG Yi	CHN	0.71	(6) 25.95	53.44 27.49	0.44
4	5	SCHLANGER Melanie	AUS	0.73	(7) 26.09	53.47 27.38	0.47
5	3	FRANKLIN Missy	USA	0.78	(8) 26.22	53.64 27.42	0.64
6	7	HALSALL Francesca	GBR	0.70	(5) 25.78	53.66 27.88	0.66
7	2	OTTESEN GRAY Jeanette	DEN	0.70	(2) 25.50	53.75 28.25	0.75
8	8	HARDY Jessica	USA	0.72	(3) 25.69	54.02 28.33	1.02

LEGEND

OR Olympic record

R.T. Reaction time

WR World record



Results Summary

Synthèse des résultats

EVENT NO. 20

	Record	Split	Name	NOC Code	Location	Date
WR	52.07	25.46	STEFFEN Britta	GER	Rome (ITA)	31 JUL 2009
OR	53.12	26.04	STEFFEN Britta	GER	Beijing (CHN)	15 AUG 2008

Rank	Heat	Lane	Name	Year of Birth	NOC Code	R.T.	50m	Time	Time Behind
1	2	3	KROMOWIDJOJO Ranomi	1990	NED	0.79	25.75	53.05 27.30	OR Q
2	1	4	SCHLANGER Melanie	1986	AUS	0.73	26.19	53.38 27.19	0.33 Q
3	2	7	FRANKLIN Missy	1995	USA	0.75	26.14	53.59 27.45	0.54 Q
4	2	4	TANG Yi	1993	CHN	0.71	25.95	53.60 27.65	0.55 Q
5	2	5	OTTESEN GRAY Jeanette	1987	DEN	0.70	25.86	53.77 27.91	0.72 Q
5	2	6	HALSALL Francesca	1990	GBR	0.69	26.01	53.77 27.76	0.72 Q
7	1	5	HERASIMENIA Aliaksandra	1985	BLR	0.73	26.01	53.78 27.77	0.73 Q
8	1	6	HARDY Jessica	1987	USA	0.69	26.03	53.86 27.83	0.81 Q
9	1	2	SJOSTROM Sarah	1993	SWE	0.72	26.02	53.93 27.91	0.88
10	1	3	VANDERPOOL-WALLACE Arianna	1990	BAH	0.66	26.06	54.12 28.06	1.07
11	2	8	HEEMSKERK Femke	1987	NED	0.82	26.02	54.13 28.11	1.08
12	1	1	STEFFEN Britta	1983	GER	0.71	26.73	54.18 27.45	1.13
13	2	2	WILKINSON Julia	1987	CAN	0.69	26.15	54.25 28.10	1.20
14	2	1	SMITH Amy	1987	GBR	0.66	26.09	54.28 28.19	1.23
15	1	8	SCHREIBER Daniela	1989	GER	0.84	26.22	54.39 28.17	1.34
16	1	7	UEDA Haruka	1988	JPN	0.78	26.61	54.59 27.98	1.54

LEGEND

OR Olympic record

Q Qualified for the next phase

R.T. Reaction time

WR World record



Results Summary

Synthèse des résultats

EVENT NO. 20

	Record	Split	Name	NOC Code	Location	Date
WR	52.07	25.46	STEFFEN Britta	GER	Rome (ITA)	31 JUL 2009
OR	53.12	26.04	STEFFEN Britta	GER	Beijing (CHN)	15 AUG 2008

Rank	Heat	Lane	Name	Year of Birth	NOC Code	R.T.	50m	Time	Time Behind
1	5	3	TANG Yi	1993	CHN	0.72	25.81	53.28 27.47	Q
2	7	6	SCHLANGER Melanie	1986	AUS	0.71	26.35	53.50 27.15	0.22 Q
3	5	4	OTTESEN GRAY Jeanette	1987	DEN	0.70	25.62	53.51 27.89	0.23 Q
4	7	5	HERASIMENIA Aliaksandra	1985	BLR	0.70	25.76	53.63 27.87	0.35 Q
5	7	4	KROMOWIDJOJO Ranomi	1990	NED	0.75	26.37	53.66 27.29	0.38 Q
6	6	7	VANDERPOOL-WALLACE Arianna	1990	BAH	0.65	25.60	53.73 28.13	0.45 Q
7	6	5	HALSALL Francesca	1990	GBR	0.69	26.03	54.02 27.99	0.74 Q
8	5	6	HARDY Jessica	1987	USA	0.71	26.06	54.09 28.03	0.81 Q
9	6	1	WILKINSON Julia	1987	CAN	0.71	26.17	54.16 27.99	0.88 Q
10	6	4	SJOSTROM Sarah	1993	SWE	0.71	26.48	54.26 27.78	0.98 Q
10	7	3	FRANKLIN Missy	1995	USA	0.78	26.52	54.26 27.74	0.98 Q
12	7	2	UEDA Haruka	1988	JPN	0.76	26.48	54.35 27.87	1.07 Q
13	6	2	SMITH Amy	1987	GBR	0.65	26.05	54.37 28.32	1.09 Q
14	6	3	STEFFEN Britta	1983	GER	0.72	26.32	54.42 28.10	1.14 Q
15	5	5	HEEMSKERK Femke	1987	NED	0.81	26.23	54.43 28.20	1.15 Q
15	5	7	SCHREIBER Daniela	1989	GER	0.79	26.18	54.43 28.25	1.15 Q
17	7	7	POPOVA Veronika	1991	RUS	0.73	26.81	54.66 27.85	1.38
18	6	8	SEPPALA Hanna-Maria	1984	FIN	0.72	26.24	54.93 28.69	1.65
19	5	2	BLUME Pernille	1994	DEN	0.69	26.59	55.04 28.45	1.76
20	7	8	BONNET Charlotte	1995	FRA	0.73	26.72	55.12 28.40	1.84
21	5	1	WILSON Hannah	1989	HKG	0.65	26.83	55.33 28.50	2.05
22	4	4	DOLUNAY Burcu	1984	TUR	0.71	26.99	55.35 28.36	2.07
23	3	4	DARA Eszter	1990	HUN	0.78	26.68	55.37 28.69	2.09
24	4	2	RANGELOVA Nina	1990	BUL	0.73	26.73	55.52 28.79	2.24
25	3	5	IBANEZ LOPEZ Liliana	1991	MEX	0.73	27.23	55.71 28.48	2.43
26	4	6	PAULA Daynara	1989	BRA	0.60	26.80	55.94 29.14	2.66



Rank	Heat	Lane	Name	Year of Birth	NOC Code	R.T.	50m	Time	Time Behind
27	4	3	WILK Katarzyna	1992	POL	0.66	26.78	56.13 29.35	2.85
28	3	3	GOVEJSEK Nastja	1997	SLO	0.69	26.67	56.21 29.54	2.93
29	3	2	ONG Mylene	1991	SIN	0.67	27.13	56.33 29.20	3.05
29	4	7	MEILUTYTE Ruta	1997	LTU	0.58	27.18	56.33 29.15	3.05
31	4	8	FILOVA Katarina	1989	SVK	0.70	27.15	56.58 29.43	3.30
32	5	8	NIANGKOUARA Nery	1983	GRE	0.72	26.52	56.63 30.11	3.35
33	4	5	SEMECO ARISMENDI Arlene	1984	VEN	0.76	27.06	56.90 29.84	3.62
34	3	6	ALKHALDI Jasmine	1983	PHI	0.83	27.96	57.13 29.17	3.85
35	3	1	FONTENO Megan	1993	ASA	0.65	27.27	57.45 30.18	4.17
35	4	1	NAJDANOVSKI Miroslava	1988	SRB	0.76	26.89	57.45 30.56	4.17
37	3	7	TORREZ GUZMAN Karen Milenka	1992	BOL	0.62	28.04	57.78 29.74	4.50
38	3	8	TINI Clelia	1992	SMR	0.68	27.70	58.29 30.59	5.01
39	2	3	HOWARD Jade	1995	ZAM	0.73	28.47	59.35 30.88	6.07
40	2	5	JUMAH Bayan	1994	SYR	0.74	28.92	59.78 30.86	6.50
41	2	4	RIVEROS SCHULZ Karen	1994	PAR	0.66	28.95	59.86 30.91	6.58
42	2	6	van LANGE Britany	1996	GUY	0.76	29.41	1:01.62 32.21	8.34
43	2	2	FILS RABETSARA Aina	1994	MAD	0.75	29.76	1:02.39 32.63	9.11
44	2	7	UDUGAMPOLA Reshika	1993	SRI	0.64	30.46	1:04.93 34.47	11.65
45	2	1	MOSHI Magdalena	1990	TAN	0.78	30.35	1:05.80 35.45	12.52
46	1	4	FAYE Mareme	1987	SEN	0.82	31.14	1:06.42 35.28	13.14
47	1	5	DHITAL Shreya	1995	NEP	0.87	33.80	1:10.80 37.00	17.52
48	1	3	SIHAME Ayouba Ali	1994	COM	0.84	32.80	1:14.40 41.60	21.12
		6	CAMPBELL Cate	1992	AUS			DNS	
		7	ALSHAMMAR Therese	1977	SWE			DNS	

LEGEND

DNS Did not start
WR World record

OR Olympic record

Q Qualified for the next phase

R.T. Reaction time



Aquatics Centre
Centre Aquatique

TUE 31 JUL 2012
19:41

Swimming

Natation

Women's 200m Freestyle

200 m nage libre - femmes

Final

Finale



Results

Résultats

EVENT NO. 13

	Record	Splits			Name	NOC Code	Location	Date
WR	1:52.98	27.34	55.60	1:24.38	PELLEGRINI Federica	ITA	Rome (ITA)	29 JUL 2009
OR	1:54.82	27.27	55.92	1:25.57	PELLEGRINI Federica	ITA	Beijing (CHN)	13 AUG 2008

Rank	Lane	Name	NOC Code	R.T.	50m	100m	150m	Time	Time Behind
1	5	SCHMITT Allison	USA	0.75	(4) 27.18	(1) 55.38 28.20	(1) 1:24.35 28.97	1:53.61 29.26	OR,AM
2	3	MUFFAT Camille	FRA	0.65	(3) 27.15	(3) 56.38 29.23	(2) 1:25.92 29.54	1:55.58 29.66	1.97
3	4	BARRATT Bronte	AUS	0.71	(5) 27.52	(4) 56.52 29.00	(4) 1:26.16 29.64	1:55.81 29.65	2.20
4	8	FRANKLIN Missy	USA	0.76	(1) 27.02	(2) 56.23 29.21	(3) 1:25.96 29.73	1:55.82 29.86	2.21
5	6	PELLEGRINI Federica	ITA	0.69	(8) 27.80	(7) 56.98 29.18	(6) 1:26.83 29.85	1:56.73 29.90	3.12
6	2	POPOVA Veronika	RUS	0.73	(2) 27.13	(5) 56.64 29.51	(5) 1:26.53 29.89	1:57.25 30.72	3.64
7	7	McCLATCHEY Caitlin	GBR	0.72	(7) 27.63	(8) 57.35 29.72	(8) 1:27.72 30.37	1:57.60 29.88	3.99
8	1	PALMER Kylie	AUS	0.75	(6) 27.54	(6) 56.93 29.39	(7) 1:26.94 30.01	1:57.68 30.74	4.07

LEGEND

AM Americas record

OR Olympic record

R.T. Reaction time

WR World record



Results Summary

Synthèse des résultats

EVENT NO. 13

	Record	Splits			Name	NOC Code	Location	Date
WR	1:52.98	27.34	55.60	1:24.38	PELLEGRINI Federica	ITA	Rome (ITA)	29 JUL 2009
OR	1:54.82	27.27	55.92	1:25.57	PELLEGRINI Federica	ITA	Beijing (CHN)	13 AUG 2008

Rank	Heat	Lane	Name	Year of Birth	NOC Code	R.T.	50m	100m	150m	Time	Time Behind
1	1	2	BARRATT Bronte	1989	AUS	0.72	27.63	56.80	1:26.34	1:56.08	Q
								29.17	29.54	29.74	
2	1	4	SCHMITT Allison	1990	USA	0.79	27.39	56.39	1:26.26	1:56.15	0.07 Q
								29.00	29.87	29.89	
3	1	7	MUFFAT Camille	1989	FRA	0.64	27.08	56.19	1:25.72	1:56.18	0.10 Q
								29.11	29.53	30.46	
4	2	4	PELLEGRINI Federica	1988	ITA	0.67	27.97	57.63	1:27.64	1:56.67	0.59 Q
								29.66	30.01	29.03	
5	1	5	POPOVA Veronika	1991	RUS	0.72	27.48	56.77	1:26.81	1:56.84	0.76 Q
								29.29	30.04	30.03	
6	2	6	McCLATCHEY Caitlin	1985	GBR	0.71	27.96	57.52	1:27.43	1:57.33	1.25 Q
								29.56	29.91	29.90	
7	2	7	PALMER Kylie	1990	AUS	0.75	28.14	57.86	1:27.85	1:57.44	1.36 Q
								29.72	29.99	29.59	
8	2	5	FRANKLIN Missy	1995	USA	0.77	28.08	57.96	1:27.98	1:57.57	1.49 Q
								29.88	30.02	29.59	
9	2	3	COSTA SCHMID Melania	1989	ESP	0.74	28.00	57.88	1:28.21	1:57.76	1.68
								29.88	30.33	29.55	
10	1	3	JARDIN Barbara	1991	CAN	0.75	27.94	57.25	1:27.64	1:57.91	1.83
								29.31	30.39	30.27	
11	2	2	CHEVERTON Samantha	1988	CAN	0.73	28.05	58.23	1:28.30	1:57.98	1.90
								30.18	30.07	29.68	
12	1	6	SJOSTROM Sarah	1993	SWE	0.74	27.56	57.56	1:28.12	1:58.12	2.04
								30.00	30.56	30.00	
13	2	1	LIPPOK Silke	1994	GER	0.71	27.52	57.46	1:27.73	1:58.24	2.16
								29.94	30.27	30.51	
14	1	8	ISAKOVIC Sara	1988	SLO	0.69	28.09	58.33	1:28.46	1:58.47	2.39
								30.24	30.13	30.01	
15	1	1	WANG Shijia	1993	CHN	0.73	27.96	57.76	1:28.27	1:58.63	2.55
								29.80	30.51	30.36	
16	2	8	ITO Hanae	1985	JPN	0.74	27.93	58.13	1:28.64	1:59.62	3.54
								30.20	30.51	30.98	

LEGEND			
OR	Olympic record	Q	Qualified for the next phase
R.T.	Reaction time	WR	World record



Results Summary

Synthèse des résultats

EVENT NO. 13

	Record	Splits		Name	NOC Code	Location	Date
WR	1:52.98	27.34	55.60	1:24.38	PELLEGRINI Federica	ITA Rome (ITA)	29 JUL 2009
OR	1:54.82	27.27	55.92	1:25.57	PELLEGRINI Federica	ITA Beijing (CHN)	13 AUG 2008

Rank	Heat	Lane	Name	Year of Birth	NOC Code	R.T.	50m	100m	150m	Time	Time Behind
1	3	5	PELLEGRINI Federica	1988	ITA	0.70	27.93	57.42	1:27.68	1:57.16	Q
								29.49	30.26	29.48	
2	5	4	SCHMITT Allison	1990	USA	0.78	27.09	56.23	1:26.72	1:57.33	0.17 Q
								29.14	30.49	30.61	
3	3	4	FRANKLIN Missy	1995	USA	0.76	27.60	57.12	1:27.64	1:57.62	0.46 Q
								29.52	30.52	29.98	
4	3	3	POPOVA Veronika	1991	RUS	0.73	27.63	57.38	1:27.72	1:57.79	0.63 Q
								29.75	30.34	30.07	
4	5	7	COSTA SCHMID Melania	1989	ESP	0.71	28.12	57.94	1:28.15	1:57.79	0.63 Q
								29.82	30.21	29.64	
6	3	6	JARDIN Barbara	1991	CAN	0.73	28.12	57.62	1:27.72	1:57.92	0.76 Q
								29.50	30.10	30.20	
7	4	2	McCLATCHEY Caitlin	1985	GBR	0.73	28.10	58.15	1:28.51	1:58.03	0.87 Q
								30.05	30.36	29.52	
7	5	5	SJOSTROM Sarah	1993	SWE	0.73	27.41	56.86	1:27.26	1:58.03	0.87 Q
								29.45	30.40	30.77	
9	3	7	CHEVERTON Samantha	1988	CAN	0.72	27.91	57.50	1:27.65	1:58.11	0.95 Q
								29.59	30.15	30.46	
10	4	3	BARRATT Bronte	1989	AUS	0.71	28.05	58.12	1:28.32	1:58.12	0.96 Q
								30.07	30.20	29.80	
11	5	3	PALMER Kylie	1990	AUS	0.73	28.29	58.33	1:28.50	1:58.16	1.00 Q
								30.04	30.17	29.66	
12	4	4	MUFFAT Camille	1989	FRA	0.69	27.65	58.30	1:28.49	1:58.49	1.33 Q
								30.65	30.19	30.00	
13	5	6	LIPPOK Silke	1994	GER	0.79	28.19	58.08	1:28.16	1:58.59	1.43 Q
								29.89	30.08	30.43	
14	4	6	WANG Shijia	1993	CHN	0.71	27.62	57.63	1:28.65	1:58.73	1.57 Q
								30.01	31.02	30.08	
15	4	1	ITO Hanae	1985	JPN	0.75	28.02	58.27	1:28.62	1:58.93	1.77 Q
								30.25	30.35	30.31	
16	5	1	ISAKOVIC Sara	1988	SLO	0.70	27.97	57.69	1:27.94	1:58.96	1.80 Q
								29.72	30.25	31.02	
17	3	2	TURNER Rebecca	1992	GBR	0.64	27.96	58.05	1:28.99	1:58.98	1.82
								30.09	30.94	29.99	
18	3	1	ETIENNE Ophelie-Cyrielle	1990	FRA	0.73	28.23	58.27	1:28.90	1:59.15	1.99
								30.04	30.63	30.25	
19	4	8	RANGELOVA Nina	1990	BUL	0.78	28.00	58.12	1:28.40	1:59.21	2.05
								30.12	30.28	30.81	
20	5	8	PRINSLOO Karin	1989	RSA	0.85	27.72	57.53	1:28.37	1:59.24	2.08
								29.81	30.84	30.87	
21	4	7	SONG Wenyan	1992	CHN	0.75	28.55	58.85	1:29.18	1:59.47	2.31
								30.30	30.33	30.29	
22	5	2	MUTINA Agnes	1988	HUN	0.68	28.28	58.44	1:29.10	1:59.56	2.40
								30.16	30.66	30.46	
23	3	8	SZE Hang Yu	1988	HKG	0.68	27.44	57.73	1:28.92	1:59.92	2.76
								30.29	31.19	31.00	
24	2	5	BLUME Pernille	1994	DEN	0.72	28.28	59.05	1:30.21	2:00.91	3.75
								30.77	31.16	30.70	
25	2	6	POTEC Camelia	1982	ROU	0.80	28.92	59.56	1:30.68	2:01.15	3.99
								30.64	31.12	30.47	
26	2	2	IBANEZ LOPEZ Liliana	1991	MEX	0.74	28.56	59.15	1:30.66	2:01.36	4.20
								30.59	31.51	30.70	



Rank	Heat	Lane	Name	Year of Birth	NOC Code	R.T.	50m	100m	150m	Time	Time Behind
27	2	1	STYLIANOU Anna	1986	CYP	0.76	28.63	59.19 30.56	1:30.65 31.46	2:01.87 31.22	4.71
28	2	8	FILOVA Katarina	1989	SVK	0.72	27.90	58.80 30.90	1:30.37 31.57	2:02.03 31.66	4.87
29	2	4	STEINEGGER Jordis	1983	AUT	0.78	28.78	59.68 30.90	1:31.09 31.41	2:02.39 31.30	5.23
30	1	3	JUNKRAJANG Natthanan	1986	THA	0.73	28.69	1:00.05 31.36	1:31.52 31.47	2:02.49 30.97	5.33
31	1	5	VILLARS Danielle	1993	SUI	0.70	28.96	1:00.06 31.10	1:31.98 31.92	2:03.55 31.57	6.39
32	2	7	SEPPALA Hanna-Maria	1984	FIN	0.71	28.22	59.54 31.32	1:31.95 32.41	2:04.21 32.26	7.05
33	1	4	BAEK II Joo	1985	KOR	0.75	28.61	59.78 31.17	1:31.94 32.16	2:04.32 32.38	7.16
34	1	6	ARSETH Heather	1993	MRI	0.66	30.16	1:02.59 32.43	1:35.51 32.92	2:07.81 32.30	10.65
35	1	2	FANCHETTE Aurelie	1997	SEY	0.77	32.08	1:06.91 34.83	1:44.46 37.55	2:23.49 39.03	26.33
	2	3	MURPHY Grainne	1993	IRL					DNS	
	4	5	HEEMSKERK Femke	1987	NED					DNS	

LEGEND			
DNS Did not start	OR Olympic record	Q Qualified for the next phase	R.T. Reaction time
WR World record			



Results
Résultats
EVENT NO. 11

	Record	Splits		Name		NOC Code	Location	Date
WR	3:59.15	58.66	1:59.42	2:59.93	PELLEGRINI Federica	ITA	Rome (ITA)	26 JUL 2009
OR	4:02.19	57.75	1:58.38	3:00.62	PELLEGRINI Federica	ITA	Beijing (CHN)	10 AUG 2008

Rank	Lane	Name	NOC Code		R.T.	Time	Time Behind	
1	4	MUFFAT Camille	FRA		0.69	4:01.45	OR	
50m (1)	27.61	100m (1) 57.83 30.22	150m (1) 1:28.66 30.83	200m (1) 1:59.50 30.84	250m (1) 2:29.89 30.39	300m (1) 3:00.67 30.78	350m (1) 3:31.13 30.46	30.32
2	5	SCHMITT Allison	USA		0.75	4:01.77	0.32 AM	
50m (2)	28.05	100m (2) 58.11 30.06	150m (2) 1:28.84 30.73	200m (2) 1:59.88 31.04	250m (2) 2:30.36 30.48	300m (2) 3:01.11 30.75	350m (2) 3:31.68 30.57	30.09
3	8	ADLINGTON Rebecca	GBR		0.74	4:03.01	1.56	
50m (4)	28.35	100m (6) 58.97 30.62	150m (6) 1:29.86 30.89	200m (6) 2:00.90 31.04	250m (5) 2:31.64 30.74	300m (4) 3:02.79 31.15	350m (3) 3:33.35 30.56	29.66
4	2	FRIIS Lotte	DEN		0.75	4:03.98	2.53	
50m (5)	28.37	100m (5) 58.80 30.43	150m (5) 1:29.64 30.84	200m (4) 2:00.53 30.89	250m (6) 2:31.74 31.21	300m (5) 3:02.97 31.23	350m (4) 3:34.13 31.16	29.85
5	1	PELLEGRINI Federica	ITA		0.69	4:04.50	3.05	
50m (3)	28.13	100m (3) 58.47 30.34	150m (3) 1:29.30 30.83	200m (5) 2:00.62 31.32	250m (4) 2:31.56 30.94	300m (6) 3:02.99 31.43	350m (5) 3:34.15 31.16	30.35
6	3	BALMY Coralie	FRA		0.73	4:05.95	4.50	
50m (6)	28.42	100m (4) 58.75 30.33	150m (4) 1:29.44 30.69	200m (3) 2:00.49 31.05	250m (3) 2:31.45 30.96	300m (3) 3:02.67 31.22	350m (6) 3:34.30 31.63	31.65
7	7	MACLEAN Brittany	CAN		0.72	4:06.24	4.79	
50m (8)	28.66	100m (8) 59.54 30.88	150m (8) 1:30.94 31.40	200m (8) 2:02.37 31.43	250m (8) 2:33.88 31.51	300m (8) 3:05.51 31.63	350m (8) 3:36.57 31.06	29.67
8	6	BOYLE Lauren	NZL		0.79	4:06.25	4.80	
50m (7)	28.57	100m (7) 59.15 30.58	150m (7) 1:29.93 30.78	200m (7) 2:01.08 31.15	250m (7) 2:32.44 31.36	300m (7) 3:04.06 31.62	350m (7) 3:35.58 31.52	30.67

LEGEND

AM Americas record **OR** Olympic record **R.T.** Reaction time **WR** World record



Aquatics Centre
Centre Aquatique

SUN 29 JUL 2012
11:23

Swimming

Natation

Women's 400m Freestyle

400 m nage libre - femmes

Heats

Séries



Results Summary

Synthèse des résultats

EVENT NO. 11

	Record	Splits		Name		NOC Code	Location	Date
WR	3:59.15	58.66	1:59.42	2:59.93	PELLEGRINI Federica	ITA	Rome (ITA)	26 JUL 2009
OR	4:02.19	57.75	1:58.38	3:00.62	PELLEGRINI Federica	ITA	Beijing (CHN)	10 AUG 2008


Rank	Heat	Lane	Name	Year of Birth	NOC Code	R.T.	Time	Time Behind
1	5	4	MUFFAT Camille	1989	FRA	0.70	4:03.29	Q
	50m 27.99	100m 58.52	150m 1:29.38	200m 2:00.55	250m 2:30.91	300m 3:01.65	350m 3:32.51	
			30.86	31.17	30.36	30.74	30.86	
2	5	5	SCHMITT Allison	1990	USA	0.75	4:03.31	0.02 Q
	50m 28.10	100m 58.35	150m 1:28.61	200m 1:59.21	250m 2:29.95	300m 3:00.93	350m 3:32.39	
			30.25	30.60	30.74	30.98	31.46	
			30.26				30.92	
3	4	6	BALMY Coralie	1987	FRA	0.77	4:03.56	0.27 Q
	50m 28.53	100m 59.10	150m 1:29.75	200m 2:00.70	250m 2:31.40	300m 3:02.32	350m 3:33.11	
			30.57	30.95	30.70	30.92	30.79	
			30.65				30.45	
4	5	2	BOYLE Lauren	1987	NZL	0.77	4:03.63	0.34 Q
	50m 28.46	100m 59.21	150m 1:29.81	200m 2:01.01	250m 2:31.63	300m 3:02.67	350m 3:33.31	
			30.75	31.20	30.62	31.04	30.64	
			30.60				30.32	
5	5	6	FRIIS Lotte	1988	DEN	0.77	4:04.22	0.93 Q
	50m 28.34	100m 58.65	150m 1:29.06	200m 2:00.08	250m 2:31.11	300m 3:02.31	350m 3:33.50	
			30.31	31.02	31.03	31.20	31.19	
			30.41				30.72	
6	4	2	MACLEAN Brittany	1994	CAN	0.70	4:05.06	1.77 Q
	50m 28.32	100m 58.98	150m 1:29.72	200m 2:00.82	250m 2:32.12	300m 3:03.46	350m 3:34.68	
			30.66	31.10	31.30	31.34	31.22	
			30.74				30.38	
7	4	4	PELLEGRINI Federica	1988	ITA	0.69	4:05.30	2.01 Q
	50m 28.76	100m 59.57	150m 1:30.89	200m 2:02.10	250m 2:32.63	300m 3:03.40	350m 3:34.52	
			30.81	31.21	30.53	30.77	31.12	
			31.32				30.78	
8	3	4	ADLINGTON Rebecca	1989	GBR	0.76	4:05.75	2.46 Q
	50m 28.42	100m 58.66	150m 1:29.51	200m 2:00.80	250m 2:32.09	300m 3:03.58	350m 3:35.21	
			30.24	31.29	31.29	31.49	31.63	
			30.85				30.54	
9	5	7	COSTA SCHMID Melania	1989	ESP	0.70	4:06.75	3.46
	50m 28.57	100m 59.22	150m 1:29.93	200m 2:01.11	250m 2:32.09	300m 3:03.66	350m 3:35.51	
			30.65	31.18	30.98	31.57	31.85	
			30.71				31.24	
10	3	5	SUTTON Chloe	1992	USA	0.70	4:07.07	3.78
	50m 28.99	100m 1:00.03	150m 1:31.40	200m 2:02.88	250m 2:34.32	300m 3:05.53	350m 3:36.86	
			31.04	31.48	31.44	31.21	31.33	
			31.37				30.21	
11	4	5	PALMER Kylie	1990	AUS	0.72	4:07.27	3.98
	50m 28.79	100m 59.55	150m 1:30.90	200m 2:02.15	250m 2:33.26	300m 3:04.48	350m 3:35.86	
			30.76	31.25	31.11	31.22	31.38	
			31.35				31.41	
12	5	3	BARRATT Bronte	1989	AUS	0.70	4:07.99	4.70
	50m 28.45	100m 58.97	150m 1:29.58	200m 2:00.65	250m 2:31.37	300m 3:02.52	350m 3:35.06	
			30.52	31.07	30.72	31.15	32.54	
			30.61				32.93	
13	3	6	BELMONTE GARCIA Mireia	1990	ESP	0.71	4:08.23	4.94
	50m 29.23	100m 1:00.48	150m 1:31.99	200m 2:03.48	250m 2:34.83	300m 3:06.46	350m 3:37.84	
			31.25	31.49	31.35	31.63	31.38	
			31.51				30.39	
14	4	3	SHAO Yiwen	1995	CHN	0.73	4:08.41	5.12
	50m 28.86	100m 59.91	150m 1:31.56	200m 2:03.51	250m 2:34.88	300m 3:06.49	350m 3:38.19	
			31.05	31.95	31.37	31.61	31.70	
			31.65				30.22	
15	4	1	PINTO PEREZ Andreina	1991	VEN	0.78	4:08.45	5.16
	50m 28.90	100m 59.90	150m 1:31.29	200m 2:02.98	250m 2:34.61	300m 3:06.19	350m 3:37.78	
			31.00	31.69	31.63	31.58	31.59	
			31.39				30.67	
16	3	7	RISZTOV Eva	1985	HUN	0.83	4:09.08	5.79
	50m 29.33	100m 1:00.52	150m 1:32.05	200m 2:03.89	250m 2:35.38	300m 3:07.21	350m 3:38.83	
			31.19	31.84	31.49	31.83	31.62	
			31.53				30.25	
17	5	1	KAPAS Boglarka	1993	HUN	0.71	4:10.01	6.72
	50m 28.71	100m 59.44	150m 1:30.61	200m 2:02.31	250m 2:33.85	300m 3:06.17	350m 3:38.42	
			30.73	31.70	31.54	32.32	32.25	
			31.17				31.59	
18	4	7	KING Savannah	1992	CAN	0.79	4:10.93	7.64
	50m 29.43	100m 1:00.33	150m 1:31.88	200m 2:03.43	250m 2:34.88	300m 3:06.83	350m 3:39.05	
			30.90	31.55	31.45	31.95	32.22	
			31.55				31.88	
19	3	3	LI Xuanxu	1994	CHN	0.80	4:10.95	7.66
	50m 29.17	100m 1:00.03	150m 1:31.38	200m 2:03.21	250m 2:35.28	300m 3:07.87	350m 3:39.81	
			30.86	31.83	32.07	32.59	31.94	
			31.35				31.14	



Rank	Heat	Lane	Name	Year of Birth	NOC Code	R.T.	Time	Time Behind
20	3	1	POTEC Camelia	1982	ROU	0.82	4:11.43	8.14
	50m 29.42	100m 1:00.79 31.37	150m 1:32.25 31.46	200m 2:03.98 31.73	250m 2:35.72 31.74	300m 3:07.91 32.19	350m 3:40.09 32.18	31.34
21	3	2	JACKSON Joanne	1986	GBR	0.78	4:11.50	8.21
	50m 29.34	100m 1:00.22 30.88	150m 1:31.59 31.37	200m 2:03.26 31.67	250m 2:35.22 31.96	300m 3:07.45 32.23	350m 3:39.68 32.23	31.82
22	3	8	TROTT Wendy	1990	RSA	0.76	4:11.63	8.34
	50m 29.60	100m 1:01.11 31.51	150m 1:32.81 31.70	200m 2:04.66 31.85	250m 2:36.42 31.76	300m 3:08.24 31.82	350m 3:40.18 31.94	31.45
23	2	3	RANGELOVA Nina	1990	BUL	0.79	4:11.71	8.42
	50m 28.93	100m 1:00.48 31.55	150m 1:32.65 32.17	200m 2:04.82 32.17	250m 2:36.60 31.78	300m 3:08.54 31.94	350m 3:40.38 31.84	31.33
24	2	5	KOBRIK Kristel	1985	CHI	0.80	4:12.02	8.73
	50m 30.03	100m 1:01.52 31.49	150m 1:33.10 31.58	200m 2:05.01 31.91	250m 2:36.94 31.93	300m 3:08.82 31.88	350m 3:40.75 31.93	31.27
25	5	8	SOKOLOVA Elena	1991	RUS	0.77	4:12.19	8.90
	50m 28.88	100m 59.70 30.82	150m 1:31.19 31.49	200m 2:03.33 32.14	250m 2:34.92 31.59	300m 3:07.12 32.20	350m 3:39.98 32.86	32.21
26	2	4	TAKANO Aya	1994	JPN	0.74	4:12.33	9.04
	50m 29.28	100m 1:00.98 31.70	150m 1:33.03 32.05	200m 2:04.97 31.94	250m 2:36.61 31.64	300m 3:08.78 32.17	350m 3:40.77 31.99	31.56
27	2	2	HASSLER Julia	1993	LIE	0.76	4:12.99	9.70
	50m 29.15	100m 1:00.42 31.27	150m 1:32.27 31.85	200m 2:04.25 31.98	250m 2:36.39 32.14	300m 3:08.62 32.23	350m 3:41.02 32.40	31.97
28	2	6	ESCOBAR TORRES Susana	1987	MEX	0.73	4:14.78	11.49
	50m 30.04	100m 1:01.88 31.84	150m 1:33.90 32.02	200m 2:05.88 31.98	250m 2:37.85 31.97	300m 3:09.83 31.98	350m 3:42.27 32.44	32.51
29	2	8	JUNKRAJANG Natthanan	1986	THA	0.70	4:16.45	13.16
	50m 29.60	100m 1:01.95 32.35	150m 1:34.18 32.23	200m 2:06.83 32.65	250m 2:38.94 32.11	300m 3:12.12 33.18	350m 3:44.97 32.85	31.48
30	2	1	LIM Lynette	1992	SIN	0.65	4:18.64	15.35
	50m 29.88	100m 1:01.59 31.71	150m 1:33.67 32.08	200m 2:06.20 32.53	250m 2:38.75 32.55	300m 3:11.73 32.98	350m 3:45.00 33.27	33.64
31	4	8	MURPHY Grainne	1993	IRL	0.78	4:19.07	15.78
	50m 29.14	100m 1:00.29 31.15	150m 1:32.44 32.15	200m 2:04.81 32.37	250m 2:37.72 32.91	300m 3:11.54 33.82	350m 3:45.45 33.91	33.62
32	1	4	SAGMEISTER Mojca	1996	SLO	0.72	4:21.55	18.26
	50m 29.93	100m 1:02.06 32.13	150m 1:34.84 32.78	200m 2:07.93 33.09	250m 2:40.97 33.04	300m 3:14.67 33.70	350m 3:48.82 34.15	32.73
33	1	5	CEDRON RODRIGUEZ Andrea	1993	PER	0.79	4:24.18	20.89
	50m 29.81	100m 1:02.15 32.34	150m 1:35.17 33.02	200m 2:08.72 33.55	250m 2:42.47 33.75	300m 3:17.10 34.63	350m 3:51.15 34.05	33.03
34	2	7	KIM Gaeul	1997	KOR	0.69	4:43.46	40.17
	50m 29.91	100m 1:02.62 32.71	150m 1:37.42 34.80	200m 2:13.67 36.25	250m 2:51.02 37.35	300m 3:29.22 38.20	350m 4:07.10 37.88	36.36
35	1	3	SARYYEVA Jennet	1994	TKM	0.80	5:40.29	1:37.00
	50m 33.60	100m 1:13.10 39.50	150m 1:56.80 43.70	200m 2:42.18 45.38	250m 3:27.36 45.18	300m 4:12.39 45.03	350m 4:57.43 45.04	42.86

LEGEND

OR Olympic record Q Qualified for the next phase R.T. Reaction time WR World record



Results
Résultats
EVENT NO. 26

	Record	Splits	Name	NOC Code	Location	Date
WR	8:14.10	59.37 2:01.32	4:05.72 ADLINGTON Rebecca	GBR	Beijing (CHN)	16 AUG 2008
OR	8:14.10	59.37 2:01.32	4:05.72 ADLINGTON Rebecca	GBR	Beijing (CHN)	16 AUG 2008

Rank	Lane	Name	NOC Code	R.T.	Time	Time Behind		
1	3	LEDECKY Katie	USA	0.73	8:14.63	AM		
50m (1)	28.39	100m (2) 58.81 30.42	150m (1) 1:29.01 30.20	200m (1) 1:59.95 30.94	250m (1) 2:30.82 30.87	300m (1) 3:02.10 31.28	350m (1) 3:33.02 30.92	400m (1) 4:04.34 31.32
450m (1)	4:35.55 31.21	500m (1) 5:07.11 31.56	550m (1) 5:38.39 31.28	600m (1) 6:10.02 31.63	650m (1) 6:41.38 31.36	700m (1) 7:12.81 31.43	750m (1) 7:44.13 31.32	30.50
2	6	BELMONTE GARCIA Mireia	ESP	0.75	8:18.76	4.13		
50m (5)	28.97	100m (5) 59.95 30.98	150m (5) 1:31.24 31.29	200m (5) 2:02.42 31.18	250m (5) 2:33.78 31.36	300m (5) 3:05.30 31.52	350m (5) 3:37.00 31.70	400m (5) 4:08.51 31.51
450m (5)	4:39.80 31.29	500m (4) 5:11.00 31.20	550m (4) 5:42.30 31.30	600m (4) 6:13.43 31.13	650m (3) 6:44.43 31.00	700m (2) 7:15.73 31.30	750m (2) 7:47.55 31.82	31.21
3	4	ADLINGTON Rebecca	GBR	0.77	8:20.32	5.69		
50m (3)	28.65	100m (3) 58.98 30.33	150m (3) 1:29.99 31.01	200m (3) 2:01.07 31.08	250m (3) 2:32.15 31.08	300m (2) 3:03.18 31.03	350m (2) 3:34.14 30.96	400m (2) 4:05.50 31.36
450m (2)	4:37.10 31.60	500m (2) 5:08.73 31.63	550m (2) 5:40.69 31.96	600m (2) 6:12.40 31.71	650m (2) 6:44.23 31.83	700m (3) 7:16.30 32.07	750m (3) 7:48.60 32.30	31.72
4	2	BOYLE Lauren	NZL	0.81	8:22.72	8.09 OC		
50m (4)	28.72	100m (4) 59.72 31.00	150m (4) 1:30.67 30.95	200m (4) 2:02.12 31.45	250m (4) 2:33.32 31.20	300m (4) 3:04.91 31.59	350m (4) 3:36.24 31.33	400m (4) 4:07.90 31.66
450m (4)	4:39.71 31.81	500m (5) 5:11.90 32.19	550m (5) 5:43.91 32.01	600m (5) 6:16.41 32.50	650m (5) 6:48.47 32.06	700m (5) 7:20.83 32.36	750m (5) 7:52.46 31.63	30.26
5	5	FRIIS Lotte	DEN	0.76	8:23.86	9.23		
50m (2)	28.47	100m (1) 58.70 30.23	150m (2) 1:29.70 31.00	200m (2) 2:00.81 31.11	250m (2) 2:32.07 31.26	300m (3) 3:03.67 31.60	350m (3) 3:34.72 31.05	400m (3) 4:06.13 31.41
450m (3)	4:37.70 31.57	500m (3) 5:09.08 31.38	550m (3) 5:40.96 31.88	600m (3) 6:13.09 32.13	650m (4) 6:45.56 32.47	700m (4) 7:18.32 32.76	750m (4) 7:51.62 33.30	32.24
6	7	KAPAS Boglarka	HUN	0.76	8:23.89	9.26		
50m (7)	29.41	100m (7) 1:00.57 31.16	150m (6) 1:32.17 31.60	200m (6) 2:03.77 31.60	250m (6) 2:35.14 31.37	300m (6) 3:06.83 31.69	350m (6) 3:38.57 31.74	400m (6) 4:10.40 31.83
450m (6)	4:42.10 31.70	500m (6) 5:14.04 31.94	550m (6) 5:45.75 31.71	600m (6) 6:17.76 32.01	650m (6) 6:49.76 32.00	700m (6) 7:21.75 31.99	750m (6) 7:54.02 32.27	29.87
7	8	BALMY Coralie	FRA	0.77	8:29.26	14.63		
50m (6)	29.25	100m (6) 1:00.52 31.27	150m (7) 1:32.26 31.74	200m (7) 2:03.95 31.69	250m (7) 2:35.70 31.75	300m (7) 3:07.60 31.90	350m (7) 3:39.67 32.07	400m (7) 4:11.66 31.99
450m (7)	4:43.49 31.83	500m (7) 5:15.43 31.94	550m (7) 5:47.70 32.27	600m (7) 6:19.99 32.29	650m (7) 6:52.36 32.37	700m (7) 7:25.13 32.77	750m (7) 7:57.93 32.80	31.33
8	1	PINTO PEREZ Andreina	VEN	0.75	8:29.28	14.65		
50m (8)	29.46	100m (8) 1:00.98 31.52	150m (8) 1:32.46 31.48	200m (8) 2:04.40 31.94	250m (8) 2:36.44 32.04	300m (8) 3:08.51 32.07	350m (8) 3:40.39 31.88	400m (8) 4:12.56 32.17
450m (8)	4:44.32 31.76	500m (8) 5:16.39 32.07	550m (8) 5:48.64 32.25	600m (8) 6:21.31 32.67	650m (8) 6:53.50 32.19	700m (8) 7:25.88 32.38	750m (8) 7:58.16 32.28	31.12

LEGEND			
AM	Americas record	OC	Oceanian record
OR	World record	OR	Olympic record
		R.T.	Reaction time



Results Summary

Synthèse des résultats

EVENT NO. 26

	Record	Splits		Name		NOC Code	Location	Date
WR	8:14.10	59.37	2:01.32	4:05.72	ADLINGTON Rebecca	GBR	Beijing (CHN)	16 AUG 2008
OR	8:14.10	59.37	2:01.32	4:05.72	ADLINGTON Rebecca	GBR	Beijing (CHN)	16 AUG 2008

Rank	Heat	Lane	Name	Year of Birth	NOC Code	R.T.	Time	Time Behind
1	5	4	ADLINGTON Rebecca	1989	GBR	0.77	8:21.78	Q
	50m 29.01	100m 1:00.18	150m 1:31.69	200m 2:03.45	250m 2:35.06	300m 3:06.46	350m 3:37.94	400m 4:09.40
			31.17	31.51	31.76	31.40	31.48	31.46
450m	4:40.75	500m 5:12.31	550m 5:43.83	600m 6:15.42	650m 6:47.10	700m 7:19.17	750m 7:51.08	
	31.35		31.52	31.59	31.68	32.07	31.91	30.70
2	4	4	FRIIS Lotte	1988	DEN	0.79	8:21.89	0.11 Q
	50m 28.70	100m 59.11	150m 1:30.16	200m 2:01.59	250m 2:33.04	300m 3:04.75	350m 3:36.39	400m 4:08.19
			30.41	31.05	31.45	31.71	31.64	31.80
450m	4:39.93	500m 5:11.49	550m 5:43.38	600m 6:15.10	650m 6:47.12	700m 7:19.16	750m 7:51.15	
	31.74		31.89	31.72	32.02	32.04	31.99	30.74
3	3	4	LEDECKY Katie	1997	USA	0.70	8:23.84	2.06 Q
	50m 28.32	100m 58.79	150m 1:30.04	200m 2:01.84	250m 2:33.64	300m 3:05.63	350m 3:37.52	400m 4:09.68
			30.47	31.25	31.80	31.99	31.89	32.16
450m	4:41.76	500m 5:13.90	550m 5:45.76	600m 6:17.67	650m 6:49.65	700m 7:21.33	750m 7:53.29	
	32.08		31.86	31.91	31.98	31.68	31.96	30.55
4	3	5	BELMONTE GARCIA Mireia	1990	ESP	0.72	8:25.26	3.48 Q
	50m 29.27	100m 1:00.84	150m 1:32.98	200m 2:05.00	250m 2:36.89	300m 3:09.07	350m 3:41.16	400m 4:13.21
			31.57	32.14	32.02	31.89	32.09	32.05
450m	4:45.00	500m 5:16.83	550m 5:48.52	600m 6:20.11	650m 6:51.75	700m 7:23.32	750m 7:54.86	
	31.79		31.69	31.59	31.64	31.57	31.54	30.40
5	5	6	BOYLE Lauren	1987	NZL	0.80	8:25.91	4.13 Q
	50m 29.83	100m 1:01.04	150m 1:32.69	200m 2:04.08	250m 2:35.85	300m 3:07.50	350m 3:39.70	400m 4:11.57
			31.21	31.65	31.77	31.65	32.20	31.87
450m	4:43.17	500m 5:14.80	550m 5:46.48	600m 6:18.23	650m 6:50.14	700m 7:22.13	750m 7:54.30	
	31.60		31.68	31.75	31.91	31.99	32.17	31.61
6	4	3	KAPAS Boglarka	1993	HUN	0.72	8:26.43	4.65 Q
	50m 29.53	100m 1:01.11	150m 1:32.92	200m 2:05.00	250m 2:36.99	300m 3:09.05	350m 3:41.13	400m 4:13.28
			31.58	31.81	32.08	31.99	32.08	32.15
450m	4:45.16	500m 5:17.09	550m 5:48.71	600m 6:20.57	650m 6:52.54	700m 7:24.75	750m 7:56.63	
	31.88		31.62	31.86	31.97	32.21	31.88	29.80
6	4	8	PINTO PEREZ Andreina	1991	VEN	0.77	8:26.43	4.65 Q
	50m 29.97	100m 1:01.77	150m 1:33.74	200m 2:05.78	250m 2:37.94	300m 3:09.98	350m 3:42.03	400m 4:14.03
			31.80	31.97	32.04	32.04	32.05	32.00
450m	4:45.71	500m 5:17.30	550m 5:48.86	600m 6:20.49	650m 6:51.92	700m 7:23.63	750m 7:55.34	
	31.68		31.56	31.63	31.43	31.71	31.71	31.09
8	4	2	BALMY Coralie	1987	FRA	0.75	8:27.15	5.37 Q
	50m 29.40	100m 1:00.74	150m 1:32.50	200m 2:04.54	250m 2:36.44	300m 3:08.44	350m 3:40.37	400m 4:12.52
			31.34	31.76	32.04	31.90	31.93	32.15
450m	4:44.27	500m 5:16.23	550m 5:48.19	600m 6:20.37	650m 6:52.66	700m 7:24.79	750m 7:56.81	
	31.75		31.96	32.18	32.29	32.13	32.02	30.34
9	5	3	SHAO Yiwen	1995	CHN	0.68	8:27.78	6.00
	50m 29.19	100m 1:00.66	150m 1:32.30	200m 2:04.04	250m 2:36.11	300m 3:07.91	350m 3:39.96	400m 4:12.23
			31.47	31.64	32.07	31.80	32.05	32.27
450m	4:44.51	500m 5:16.60	550m 5:48.76	600m 6:21.13	650m 6:53.55	700m 7:25.56	750m 7:57.21	
	32.28		32.09	32.16	32.42	32.01	31.65	30.57
10	5	2	VILLAECIJA GARCIA Erika	1984	ESP	0.76	8:27.99	6.21
	50m 29.64	100m 1:01.19	150m 1:32.99	200m 2:04.88	250m 2:36.79	300m 3:08.85	350m 3:40.88	400m 4:13.01
			31.55	31.80	31.91	32.06	32.03	32.13
450m	4:45.01	500m 5:17.28	550m 5:49.48	600m 6:21.75	650m 6:53.92	700m 7:26.31	750m 7:58.13	
	32.00		32.27	32.20	32.17	32.39	31.82	29.86
11	3	1	KOMARNYCKY Alexa	1989	CAN	0.85	8:28.11	6.33
	50m 30.01	100m 1:01.82	150m 1:33.51	200m 2:05.60	250m 2:37.58	300m 3:09.88	350m 3:41.90	400m 4:14.01
			31.81	31.69	32.09	31.98	32.02	32.11
450m	4:46.01	500m 5:18.34	550m 5:50.50	600m 6:22.95	650m 6:54.51	700m 7:26.14	750m 7:57.18	
	32.00		32.33	32.16	32.45	31.56	31.63	31.04
12	3	3	TROTT Wendy	1990	RSA	0.76	8:28.98	7.20
	50m 29.45	100m 1:01.16	150m 1:33.30	200m 2:05.56	250m 2:37.74	300m 3:10.01	350m 3:42.07	400m 4:14.31
			31.71	32.14	32.26	32.18	32.06	32.24
450m	4:46.27	500m 5:18.48	550m 5:50.44	600m 6:22.48	650m 6:54.55	700m 7:26.39	750m 7:58.15	
	31.96		32.21	31.96	32.04	31.84	31.76	30.83



Rank	Heat	Lane	Name	Year of Birth	NOC Code	R.T.	Time	Time Behind
13	3	2	RISZTOV Eva	1985	HUN	0.81	8:29.06	7.28
	50m 29.55	100m 1:01.01	150m 1:32.95	200m 2:05.12	250m 2:37.17	300m 3:09.52	350m 3:41.51	400m 4:13.85
		31.46	31.94	32.17	32.05	32.35	31.99	32.34
450m 4:45.81	500m 5:18.17	550m 5:50.29	600m 6:22.76	650m 6:54.98	700m 7:27.14	750m 7:59.24		29.82
	31.96	32.36	32.12	32.47	32.22	32.16	32.10	
14	4	7	KOBRICH Kristel	1985	CHI	0.85	8:29.55	7.77
	50m 30.19	100m 1:01.62	150m 1:33.49	200m 2:05.49	250m 2:37.52	300m 3:09.56	350m 3:41.66	400m 4:13.71
		31.43	31.87	32.00	32.03	32.04	32.10	32.05
450m 4:45.56	500m 5:17.55	550m 5:49.47	600m 6:21.54	650m 6:53.61	700m 7:25.67	750m 7:57.89		31.66
	31.85	31.99	31.92	32.07	32.07	32.06	32.22	
15	5	1	KING Savannah	1992	CAN	0.79	8:29.72	7.94
	50m 29.70	100m 1:01.14	150m 1:32.57	200m 2:04.49	250m 2:36.47	300m 3:08.38	350m 3:40.36	400m 4:12.58
		31.44	31.43	31.92	31.98	31.91	31.98	32.22
450m 4:44.95	500m 5:17.48	550m 5:50.10	600m 6:22.70	650m 6:55.17	700m 7:27.18	750m 7:58.82		30.90
	32.37	32.53	32.62	32.60	32.47	32.01	31.64	
16	5	8	BIAGIOLI Cecilia	1985	ARG	0.81	8:33.97	12.19
	50m 30.06	100m 1:01.74	150m 1:33.69	200m 2:05.73	250m 2:37.70	300m 3:09.82	350m 3:42.10	400m 4:14.48
		31.68	31.95	32.04	31.97	32.12	32.28	32.38
450m 4:46.63	500m 5:19.21	550m 5:51.43	600m 6:23.93	650m 6:56.43	700m 7:29.09	750m 8:01.79		32.18
	32.15	32.58	32.22	32.50	32.50	32.66	32.70	
17	2	4	HASSLER Julia	1993	LIE	0.77	8:35.18	13.40
	50m 29.94	100m 1:01.90	150m 1:34.18	200m 2:06.40	250m 2:38.78	300m 3:11.25	350m 3:43.82	400m 4:16.51
		31.96	32.28	32.22	32.38	32.47	32.57	32.69
450m 4:49.03	500m 5:21.42	550m 5:53.99	600m 6:26.43	650m 6:58.97	700m 7:31.46	750m 8:03.65		31.53
	32.52	32.39	32.57	32.44	32.54	32.49	32.19	
18	4	6	PALMER Kylie	1990	AUS	0.74	8:35.75	13.97
	50m 29.76	100m 1:01.61	150m 1:33.80	200m 2:05.99	250m 2:38.23	300m 3:10.70	350m 3:43.12	400m 4:15.76
		31.85	32.19	32.19	32.24	32.47	32.42	32.64
450m 4:48.27	500m 5:20.81	550m 5:53.34	600m 6:25.88	650m 6:58.58	700m 7:30.99	750m 8:03.52		32.23
	32.51	32.54	32.53	32.54	32.70	32.41	32.53	
19	2	2	BACHROUCHE Katya	1989	LIB	0.76	8:35.88	14.10
	50m 30.15	100m 1:02.56	150m 1:35.19	200m 2:08.01	250m 2:40.56	300m 3:13.14	350m 3:45.78	400m 4:18.25
		32.41	32.63	32.82	32.55	32.58	32.64	32.47
450m 4:50.67	500m 5:23.26	550m 5:55.54	600m 6:27.92	650m 7:00.08	700m 7:32.40	750m 8:04.32		31.56
	32.42	32.59	32.28	32.38	32.16	32.32	31.92	
20	5	7	ASHWOOD Jess	1993	AUS	0.77	8:37.21	15.43
	50m 29.99	100m 1:02.04	150m 1:34.38	200m 2:07.11	250m 2:39.72	300m 3:12.54	350m 3:45.20	400m 4:17.86
		32.05	32.34	32.73	32.61	32.82	32.66	32.66
450m 4:50.43	500m 5:23.17	550m 5:56.02	600m 6:28.73	650m 7:01.45	700m 7:34.10	750m 8:06.45		30.76
	32.57	32.74	32.85	32.71	32.72	32.65	32.35	
21	5	5	ZIEGLER Kate	1988	USA	0.83	8:37.38	15.60
	50m 30.05	100m 1:01.90	150m 1:34.13	200m 2:06.21	250m 2:38.59	300m 3:11.10	350m 3:43.84	400m 4:16.47
		31.85	32.23	32.08	32.38	32.51	32.74	32.63
450m 4:49.23	500m 5:21.90	550m 5:54.90	600m 6:27.72	650m 7:00.94	700m 7:33.83	750m 8:06.73		30.65
	32.76	32.67	33.00	32.82	33.22	32.89	32.90	
22	3	6	FAULKNER Ellie	1993	GBR	0.75	8:38.00	16.22
	50m 29.10	100m 1:00.68	150m 1:32.85	200m 2:05.03	250m 2:37.15	300m 3:09.56	350m 3:41.68	400m 4:14.23
		31.58	32.17	32.18	32.12	32.41	32.12	32.55
450m 4:46.81	500m 5:19.77	550m 5:52.65	600m 6:25.96	650m 6:59.04	700m 7:32.48	750m 8:05.48		32.52
	32.58	32.96	32.88	33.31	33.08	33.44	33.00	
23	4	1	POTEC Camelia	1982	ROU	0.85	8:38.44	16.66
	50m 30.18	100m 1:02.32	150m 1:34.71	200m 2:06.93	250m 2:39.13	300m 3:11.52	350m 3:44.02	400m 4:16.60
		32.14	32.39	32.22	32.20	32.39	32.50	32.58
450m 4:49.20	500m 5:21.85	550m 5:54.64	600m 6:27.53	650m 7:00.66	700m 7:33.51	750m 8:06.20		32.24
	32.60	32.65	32.79	32.89	33.13	32.85	32.69	
24	4	5	XIN Xin	1996	CHN	0.86	8:40.88	19.10
	50m 29.90	100m 1:01.51	150m 1:33.29	200m 2:05.05	250m 2:37.01	300m 3:09.37	350m 3:41.68	400m 4:14.46
		31.61	31.78	31.76	31.96	32.36	32.31	32.78
450m 4:47.34	500m 5:20.50	550m 5:53.83	600m 6:27.22	650m 7:00.80	700m 7:34.42	750m 8:08.05		32.83
	32.88	33.16	33.33	33.39	33.58	33.62	33.63	
25	2	5	ODER Tjasa	1994	SLO	0.87	8:41.82	20.04
	50m 30.73	100m 1:02.86	150m 1:35.45	200m 2:07.94	250m 2:40.43	300m 3:13.04	350m 3:45.72	400m 4:18.54
		32.13	32.59	32.49	32.49	32.61	32.68	32.82
450m 4:51.12	500m 5:23.94	550m 5:57.03	600m 6:30.19	650m 7:03.14	700m 7:36.33	750m 8:09.34		32.48
	32.58	32.82	33.09	33.16	32.95	33.19	33.01	
26	3	8	SOKOLOVA Elena	1991	RUS	0.81	8:42.73	20.95
	50m 29.40	100m 1:00.32	150m 1:31.81	200m 2:03.91	250m 2:36.17	300m 3:08.72	350m 3:41.53	400m 4:14.89
		30.92	31.49	32.10	32.26	32.55	32.81	33.36
450m 4:48.10	500m 5:21.59	550m 5:55.00	600m 6:28.89	650m 7:02.72	700m 7:36.60	750m 8:09.88		32.85
	33.21	33.49	33.41	33.89	33.83	33.88	33.28	



Rank	Heat	Lane	Name	Year of Birth	NOC Code	R.T.	Time	Time Behind
27	2	6	CASTANEDA MIYAMOTO Patricia	1990	MEX	0.80	8:44.44	22.66
	50m 31.18	100m 1:03.78	150m 1:36.49	200m 2:09.17	250m 2:42.03	300m 3:14.89	350m 3:47.85	400m 4:20.92
		32.60	32.71	32.68	32.86	32.86	32.96	33.07
	450m 4:54.25	500m 5:27.23	550m 6:00.43	600m 6:33.46	650m 7:06.53	700m 7:39.38	750m 8:12.12	
	33.33	32.98	33.20	33.03	33.07	32.85	32.74	32.32
28	2	3	DITTRICH Nina	1990	AUT	0.87	8:45.41	23.63
	50m 30.45	100m 1:02.62	150m 1:35.22	200m 2:07.97	250m 2:40.89	300m 3:13.80	350m 3:46.86	400m 4:20.13
		32.17	32.60	32.75	32.92	32.91	33.06	33.27
	450m 4:53.44	500m 5:26.74	550m 6:00.17	600m 6:33.55	650m 7:06.89	700m 7:40.40	750m 8:13.53	
	33.31	33.30	33.43	33.38	33.34	33.51	33.13	31.88
29	1	4	AREVALO SALINAS Samantha	1994	ECU	0.73	8:49.21	27.43
	50m 30.70	100m 1:04.21	150m 1:37.29	200m 2:10.64	250m 2:43.99	300m 3:17.12	350m 3:50.66	400m 4:23.94
		33.51	33.08	33.35	33.35	33.13	33.54	33.28
	450m 4:56.97	500m 5:30.45	550m 6:03.73	600m 6:37.07	650m 7:10.32	700m 7:43.88	750m 8:17.22	
	33.03	33.48	33.28	33.34	33.25	33.56	33.34	31.99
30	2	7	KHOO Cai Lin	1988	MAS	0.72	8:51.18	29.40
	50m 31.46	100m 1:04.34	150m 1:37.25	200m 2:10.20	250m 2:43.69	300m 3:17.07	350m 3:50.66	400m 4:24.44
		32.88	32.91	32.95	33.49	33.38	33.59	33.78
	450m 4:57.85	500m 5:31.31	550m 6:04.73	600m 6:38.33	650m 7:11.98	700m 7:45.70	750m 8:19.51	
	33.41	33.46	33.42	33.60	33.65	33.72	33.81	31.67
31	2	1	LIM Lynette	1992	SIN	0.65	8:52.92	31.14
	50m 30.75	100m 1:03.30	150m 1:36.08	200m 2:09.27	250m 2:42.47	300m 3:15.79	350m 3:48.97	400m 4:22.57
		32.55	32.78	33.19	33.20	33.32	33.18	33.60
	450m 4:55.95	500m 5:29.90	550m 6:03.85	600m 6:38.38	650m 7:12.38	700m 7:46.53	750m 8:20.02	
	33.38	33.95	33.95	34.53	34.00	34.15	33.49	32.90
32	2	8	HAN Nakyong	1993	KOR	0.74	8:57.26	35.48
	50m 30.94	100m 1:03.76	150m 1:36.57	200m 2:09.50	250m 2:42.81	300m 3:16.17	350m 3:49.76	400m 4:23.24
		32.82	32.81	32.93	33.31	33.36	33.59	33.48
	450m 4:57.41	500m 5:31.53	550m 6:05.96	600m 6:40.49	650m 7:14.94	700m 7:49.41	750m 8:23.70	
	34.17	34.12	34.43	34.53	34.45	34.47	34.29	33.56
33	1	5	BENITEZ Pamela	1991	ESA	0.74	9:02.66	40.88
	50m 30.88	100m 1:04.45	150m 1:37.83	200m 2:10.97	250m 2:44.84	300m 3:18.58	350m 3:52.71	400m 4:26.97
		33.57	33.38	33.14	33.87	33.74	34.13	34.26
	450m 5:01.29	500m 5:35.58	550m 6:10.22	600m 6:44.73	650m 7:19.45	700m 7:54.09	750m 8:28.93	
	34.32	34.29	34.64	34.51	34.72	34.64	34.84	33.73
34	1	6	van den BERG Daniella	1996	ARU	0.78	9:23.21	1:01.43
	50m 31.54	100m 1:05.54	150m 1:40.28	200m 2:14.99	250m 2:50.37	300m 3:25.41	350m 4:00.86	400m 4:36.19
		34.00	34.74	34.71	35.38	35.04	35.45	35.33
	450m 5:11.73	500m 5:47.59	550m 6:23.47	600m 6:59.54	650m 7:35.67	700m 8:12.10	750m 8:48.04	
	35.54	35.86	35.88	36.07	36.13	36.43	35.94	35.17
35	1	3	MARINOVA Simona	1994	MKD	0.93	9:28.41	1:06.63
	50m 30.91	100m 1:04.95	150m 1:39.54	200m 2:14.80	250m 2:50.29	300m 3:26.33	350m 4:02.09	400m 4:38.41
		34.04	34.59	35.26	35.49	36.04	35.76	36.32
	450m 5:14.67	500m 5:50.99	550m 6:27.44	600m 7:03.96	650m 7:40.50	700m 8:16.60	750m 8:52.73	
	36.26	36.32	36.45	36.52	36.54	36.10	36.13	35.68
	3	7	MURPHY Grainne	1993	IRL		DNS	

LEGEND

DNS Did not start
WR World record

OR Olympic record

Q Qualified for the next phase

R.T. Reaction time



Results

Résultats

EVENT NO. 7

	Record	Split	Name	NOC Code	Location	Date
WR	58.12	28.71	SPOFFORTH Gemma	GBR	Rome (ITA)	28 JUL 2009
OR	58.23	28.57	SEEBOHM Emily	AUS	London (GBR)	29 JUL 2012

Rank	Lane	Name	NOC Code	R.T.	50m	Time	Time Behind
1	5	FRANKLIN Missy	USA	0.63	(2) 28.82	58.33 29.51	AM
2	4	SEEBOHM Emily	AUS	0.65	(1) 28.57	58.68 30.11	0.35
3	3	TERAKAWA Aya	JPN	0.58	(5) 28.96	58.83 29.87	0.50 AS
4	2	ZUEVA Anastasia	RUS	0.71	(2) 28.82	59.00 30.18	0.67
5	7	SPOFFORTH Gemma	GBR	0.67	(6) 29.03	59.20 30.17	0.87
6	6	ZHAO Jing	CHN	0.57	(4) 28.84	59.23 30.39	0.90
7	1	HOCKING Belinda	AUS	0.67	(8) 29.35	59.29 29.94	0.96
8	8	FU Yuanhui	CHN	0.60	(7) 29.23	1:00.50 31.27	2.17

LEGEND

AM Americas record
WR World record

AS Asian record

OR Olympic record

R.T. Reaction time



Results Summary

Synthèse des résultats

EVENT NO. 7

	Record	Split	Name	NOC Code	Location	Date
WR	58.12	28.71	SPOFFORTH Gemma	GBR	Rome (ITA)	28 JUL 2009
OR	58.23	28.57	SEEBOHM Emily	AUS	London (GBR)	29 JUL 2012

Rank	Heat	Lane	Name	Year of Birth	NOC Code	R.T.	50m	Time	Time Behind
1	2	4	SEEBOHM Emily	1992	AUS	0.64	28.66	58.39	Q
2	1	4	FRANKLIN Missy	1995	USA	0.64	29.09	59.12 29.73	0.73 Q
3	1	5	TERAKAWA Aya	1984	JPN	0.60	29.01	59.34 30.03	0.95 Q
4	2	2	ZHAO Jing	1990	CHN	0.59	28.97	59.55 30.33	1.16 Q
5	2	3	ZUEVA Anastasia	1990	RUS	0.71	29.02	59.68 30.58	1.29 Q
6	1	7	SPOFFORTH Gemma	1987	GBR	0.69	29.28	59.70 30.66	1.31 Q
7	2	5	HOCKING Belinda	1990	AUS	0.73	29.52	59.79 30.42	1.40 Q
8	1	6	FU Yuanhui	1996	CHN	0.59	29.13	59.82 30.27	1.43 Q
9	2	6	WILKINSON Julia	1987	CAN	0.65	29.09	59.91 30.69	1.52
10	1	2	BAUMRTOVA Simona	1991	CZE	0.61	29.52	1:00.02 30.82	1.63
11	2	7	BOOTSMA Rachel	1993	USA	0.59	28.71	1:00.04 30.50	1.65
12	1	1	CASTEL Alexianne	1990	FRA	0.73	29.75	1:00.24 31.33	1.85
13	1	8	BARBIERI Arianna	1989	ITA	0.73	29.09	1:00.27 30.49	1.88
14	2	8	COVENTRY Kirsty	1983	ZIM	0.61	29.59	1:00.39 31.18	2.00
15	1	3	DAVIES Georgia	1990	GBR	0.68	29.43	1:00.56 30.80	2.17
16	2	1	RUSSELL Sinead	1993	CAN	0.64	29.45	1:00.57 31.13	2.18
								31.12	

LEGEND

OR Olympic record

Q Qualified for the next phase

R.T. Reaction time

WR World record



Results Summary

Synthèse des résultats

EVENT NO. 7

	Record	Split	Name	NOC Code	Location	Date
WR	58.12	28.71	SPOFFORTH Gemma	GBR	Rome (ITA)	28 JUL 2009
OR	58.77	28.86	COVENTRY Kirsty	ZIM	Beijing (CHN)	11 AUG 2008

Rank	Heat	Lane	Name	Year of Birth	NOC Code	R.T.	50m	Time	Time Behind
1	4	5	SEEBOHM Emily	1992	AUS	0.68	28.57	58.23 29.66	OR,OC Q
2	6	4	FRANKLIN Missy	1995	USA	0.66	29.09	59.37 30.28	1.14 Q
3	6	3	HOCKING Belinda	1990	AUS	0.72	29.38	59.61 30.23	1.38 Q
4	6	5	TERAKAWA Aya	1984	JPN	0.57	29.26	59.82 30.56	1.59 Q
5	5	4	ZUEVA Anastasia	1990	RUS	0.70	29.17	59.88 30.71	1.65 Q
6	4	6	DAVIES Georgia	1990	GBR	0.69	29.19	59.92 30.73	1.69 Q
7	5	6	WILKINSON Julia	1987	CAN	0.64	28.89	59.94 31.05	1.71 Q
8	6	2	FU Yuanhui	1996	CHN	0.61	28.60	59.96 31.36	1.73 Q
9	4	4	ZHAO Jing	1990	CHN	0.58	29.26	59.97 30.71	1.74 Q
10	6	8	BAUMRTOVA Simona	1991	CZE	0.60	29.31	59.99 30.68	1.76 Q
11	5	5	BOOTSMA Rachel	1993	USA	0.59	29.10	1:00.03 30.93	1.80 Q
12	5	7	SPOFFORTH Gemma	1987	GBR	0.67	29.34	1:00.05 30.71	1.82 Q
13	5	3	RUSSELL Sinead	1993	CAN	0.64	29.38	1:00.10 30.72	1.87 Q
14	6	1	CASTEL Alexianne	1990	FRA	0.75	29.26	1:00.16 30.90	1.93 Q
15	4	8	COVENTRY Kirsty	1983	ZIM	0.62	29.16	1:00.24 31.08	2.01 Q
16	4	7	BARBIERI Arianna	1989	ITA	0.70	29.10	1:00.25 31.15	2.02 Q
17	4	3	NIELSEN Mie	1996	DEN	0.62	29.60	1:00.38 30.78	2.15
18	4	1	da ROCHA MARCE Duane	1988	ESP	0.71	29.29	1:00.57 31.28	2.34
18	5	2	ZEVINA Daryna	1994	UKR	0.61	29.68	1:00.57 30.89	2.34
20	4	2	van ROUWENDAAL Sharon	1993	NED	0.60	29.90	1:00.61 30.71	2.38
21	6	6	MENSING Jenny	1986	GER	0.76	29.80	1:00.72 30.92	2.49
22	6	7	MANAUDOU Laure	1986	FRA	0.62	29.38	1:01.03 31.65	2.80
23	3	4	GONZALEZ RAMIREZ Maria Fernanda	1990	MEX	0.58	30.05	1:01.28 31.23	3.05
24	5	1	MOLINA Fabiola	1975	BRA	0.61	30.15	1:01.40 31.25	3.17
25	3	5	TCHORZ Alicja	1992	POL	0.63	30.18	1:01.44 31.26	3.21
26	2	8	TAO Li	1990	SIN	0.55	29.80	1:01.60 31.80	3.37



Rank	Heat	Lane	Name	Year of Birth	NOC Code	R.T.	50m	Time	Time Behind
27	5	8	GEMO Elena	1987	ITA	0.77	29.93	1:01.77 31.84	3.54
28	3	2	COLORADO HENAO Carolina	1987	COL	0.68	30.47	1:01.81 31.34	3.58
29	3	8	BUYS Kimberly	1989	BEL	0.63	29.79	1:01.92 32.13	3.69
30	3	7	INGRAM Melissa	1985	NZL	0.67	30.38	1:01.94 31.56	3.71
31	3	6	AVRAMOVA Ekaterina	1991	BUL	0.64	30.48	1:02.20 31.72	3.97
32	2	3	GUSTAFSDOTTIR Eyglo Osk	1995	ISL	0.68	30.42	1:02.40 31.98	4.17
33	2	4	NOCHER Melanie	1988	IRL	0.69	30.42	1:02.44 32.02	4.21
34	2	1	CARMAN Anja	1985	SLO	0.68	30.59	1:02.68 32.09	4.45
35	3	1	SVENDSEN Therese	1989	SWE	0.72	30.25	1:03.11 32.86	4.88
36	2	5	JOVANOVIC Sanja	1986	CRO	0.77	30.36	1:03.38 33.02	5.15
37	2	6	POVAZSAY Eszter	1990	HUN	0.66	30.57	1:03.55 32.98	5.32
38	2	7	RUDENKO Yekaterina	1994	KAZ	0.73	30.30	1:03.64 33.34	5.41
39	3	3	AU Hoi Shun Stephanie	1992	HKG	0.58	30.89	1:04.31 33.42	6.08
40	2	2	SARIKAYA Hazal	1996	TUR	0.67	31.71	1:04.80 33.09	6.57
41	1	3	VILORIO MUCHNIK Karen	1993	HON	0.74	32.17	1:06.38 34.21	8.15
42	1	4	RAMIREZ ABELLA Monica	1993	AND	0.67	33.39	1:07.72 34.33	9.49
43	1	5	REMERSARO CORONEL Ines	1992	URU	0.66	33.45	1:08.03 34.58	9.80
44	1	6	BARSEGHYAN Anahit	1994	ARM	0.62	32.62	1:08.19 35.57	9.96
45	1	2	TRINQUIER Angelique	1991	MON	0.80	33.88	1:10.79 36.91	12.56

LEGEND

OC Oceanian record
WR World record

OR Olympic record

Q Qualified for the next phase

R.T. Reaction time



Aquatics Centre
Centre Aquatique

FRI 3 AUG 2012
19:30

Swimming

Natation

Women's 200m Backstroke

200 m dos - femmes

Final

Finale



Results

Résultats

EVENT NO. 28

	Record	Splits	Name	NOC Code	Location	Date	
WR	2:04.81	29.44	1:00.91	1:32.81	COVENTRY Kirsty	ZIM Rome (ITA)	1 AUG 2009
OR	2:05.24	29.62	1:00.83	1:32.69	COVENTRY Kirsty	ZIM Beijing (CHN)	16 AUG 2008

Rank	Lane	Name	NOC Code	R.T.	50m	100m	150m	Time	Time Behind
1	5	FRANKLIN Missy	USA	0.65	(1) 29.53	(1) 1:00.50 30.97	(1) 1:32.16 31.66	2:04.06 31.90	WR,OR,AM
2	6	ZUEVA Anastasia	RUS	0.72	(4) 29.93	(3) 1:01.89 31.96	(2) 1:34.21 32.32	2:05.92 31.71	1.86
3	4	BEISEL Elizabeth	USA	0.65	(6) 30.12	(4) 1:02.04 31.92	(4) 1:34.40 32.36	2:06.55 32.15	2.49
4	1	SIMMONDS Elizabeth	GBR	0.66	(2) 29.74	(2) 1:01.77 32.03	(3) 1:34.34 32.57	2:07.26 32.92	3.20
5	3	NAY Meagen	AUS	0.67	(8) 30.23	(6) 1:02.45 32.22	(5) 1:34.93 32.48	2:07.43 32.50	3.37
6	7	COVENTRY Kirsty	ZIM	0.64	(5) 30.06	(5) 1:02.16 32.10	(6) 1:34.99 32.83	2:08.18 33.19	4.12
7	2	CASTEL Alexianne	FRA	0.74	(7) 30.19	(7) 1:02.50 32.31	(7) 1:35.34 32.84	2:08.43 33.09	4.37
8	8	RUSSELL Sinead	CAN	0.65	(3) 29.81	(8) 1:02.77 32.96	(8) 1:35.97 33.20	2:09.86 33.89	5.80

LEGEND

AM Americas record

OR Olympic record

R.T. Reaction time

WR World record



Results Summary

Synthèse des résultats

EVENT NO. 28

	Record	Splits		Name	NOC Code	Location	Date
WR	2:04.81	29.44	1:00.91	1:32.81	COVENTRY Kirsty	ZIM Rome (ITA)	1 AUG 2009
OR	2:05.24	29.62	1:00.83	1:32.69	COVENTRY Kirsty	ZIM Beijing (CHN)	16 AUG 2008

Rank	Heat	Lane	Name	Year of Birth	NOC Code	R.T.	50m	100m	150m	Time	Time Behind
1	1	4	BEISEL Elizabeth	1992	USA	0.64	30.19	1:02.13	1:34.48	2:06.18	Q
								31.94	32.35	31.70	
2	2	4	FRANKLIN Missy	1995	USA	0.64	30.17	1:02.15	1:34.64	2:06.84	0.66 Q
								31.98	32.49	32.20	
3	1	5	NAY Meagen	1988	AUS	0.66	30.23	1:02.19	1:34.90	2:07.42	1.24 Q
								31.96	32.71	32.52	
4	1	6	ZUEVA Anastasia	1990	RUS	0.72	30.46	1:02.66	1:35.65	2:07.88	1.70 Q
								32.20	32.99	32.23	
5	1	3	CASTEL Alexianne	1990	FRA	0.72	30.62	1:03.33	1:36.18	2:08.24	2.06 Q
								32.71	32.85	32.06	
6	2	5	COVENTRY Kirsty	1983	ZIM	0.64	30.59	1:03.07	1:36.02	2:08.32	2.14 Q
								32.48	32.95	32.30	
7	1	1	SIMMONDS Elizabeth	1991	GBR	0.63	30.11	1:02.34	1:35.42	2:08.48	2.30 Q
								32.23	33.08	33.06	
8	2	6	RUSSELL Sinead	1993	CAN	0.63	30.17	1:02.51	1:35.81	2:08.76	2.58 Q
								32.34	33.30	32.95	
9	2	7	PROUD Stephanie	1988	GBR	0.61	31.31	1:03.64	1:36.66	2:09.04	2.86
								32.33	33.02	32.38	
10	2	3	HOCKING Belinda	1990	AUS	0.72	30.92	1:03.40	1:36.49	2:09.35	3.17
								32.48	33.09	32.86	
11	1	8	van ROUWENDAAL Sharon	1993	NED	0.62	31.01	1:04.09	1:37.28	2:09.50	3.32
								33.08	33.19	32.22	
12	2	2	ZEVINA Daryna	1994	UKR	0.65	30.98	1:03.77	1:37.04	2:09.70	3.52
								32.79	33.27	32.66	
13	1	2	da ROCHA MARCE Duane	1988	ESP	0.71	30.78	1:03.93	1:36.99	2:09.88	3.70
								33.15	33.06	32.89	
14	1	7	BAUMRTOVA Simona	1991	CZE	0.63	31.08	1:04.12	1:37.58	2:10.18	4.00
								33.04	33.46	32.60	
15	2	8	MENSING Jenny	1986	GER	0.75	30.74	1:03.71	1:37.71	2:10.68	4.50
								32.97	34.00	32.97	
16	2	1	PRINSLOO Karin	1989	RSA	0.68	30.29	1:03.66	1:37.64	2:11.42	5.24
								33.37	33.98	33.78	

LEGEND

OR Olympic record **Q** Qualified for the next phase **R.T.** Reaction time **WR** World record



Results Summary

Synthèse des résultats

EVENT NO. 28

	Record	Splits	Name	NOC Code	Location	Date
WR	2:04.81	29.44	1:00.91	1:32.81	COVENTRY Kirsty	ZIM Rome (ITA) 1 AUG 2009
OR	2:05.24	29.62	1:00.83	1:32.69	COVENTRY Kirsty	ZIM Beijing (CHN) 16 AUG 2008


Rank	Heat	Lane	Name	Year of Birth	NOC Code	R.T.	50m	100m	150m	Time	Time Behind
1	5	4	FRANKLIN Missy	1995	USA	0.66	30.28	1:02.37	1:35.06	2:07.54	Q
								32.09	32.69	32.48	
2	3	5	BEISEL Elizabeth	1992	USA	0.64	30.50	1:02.79	1:35.62	2:07.82	0.28 Q
								32.29	32.83	32.20	
3	5	2	COVENTRY Kirsty	1983	ZIM	0.63	31.06	1:03.35	1:35.83	2:08.14	0.60 Q
								32.29	32.48	32.31	
4	5	5	NAY Meagen	1988	AUS	0.70	30.52	1:02.96	1:35.56	2:08.40	0.86 Q
								32.44	32.60	32.84	
5	4	4	HOCKING Belinda	1990	AUS	0.67	31.02	1:03.66	1:36.45	2:08.75	1.21 Q
								32.64	32.79	32.30	
6	3	6	CASTEL Alexianne	1990	FRA	0.78	30.68	1:03.41	1:36.36	2:08.92	1.38 Q
								32.73	32.95	32.56	
7	3	3	RUSSELL Sinead	1993	CAN	0.63	30.38	1:03.14	1:36.35	2:09.04	1.50 Q
								32.76	33.21	32.69	
8	3	4	ZUEVA Anastasia	1990	RUS	0.69	30.42	1:03.29	1:36.04	2:09.36	1.82 Q
								32.87	32.75	33.32	
9	4	3	ZEVINA Daryna	1994	UKR	0.62	31.19	1:03.79	1:36.73	2:09.40	1.86 Q
								32.60	32.94	32.67	
10	4	7	da ROCHA MARCE Duane	1988	ESP	0.72	31.21	1:03.79	1:36.68	2:09.72	2.18 Q
								32.58	32.89	33.04	
11	5	7	PROUD Stephanie	1988	GBR	0.60	31.14	1:03.69	1:36.63	2:10.01	2.47 Q
								32.55	32.94	33.38	
12	2	6	BAUMRTOVA Simona	1991	CZE	0.63	31.22	1:04.22	1:37.05	2:10.03	2.49 Q
								33.00	32.83	32.98	
13	3	1	PRINSLOO Karin	1989	RSA	0.68	31.03	1:04.46	1:37.91	2:10.34	2.80 Q
								33.43	33.45	32.43	
14	4	5	SIMMONDS Elizabeth	1991	GBR	0.65	30.55	1:03.61	1:37.08	2:10.37	2.83 Q
								33.06	33.47	33.29	
15	4	6	MENSING Jenny	1986	GER	0.77	30.52	1:03.11	1:36.56	2:10.54	3.00 Q
								32.59	33.45	33.98	
16	5	3	van ROUWENDAAL Sharon	1993	NED	0.61	30.71	1:03.52	1:36.76	2:10.60	3.06 Q
								32.81	33.24	33.84	
17	4	1	INGRAM Melissa	1985	NZL	0.62	31.20	1:04.00	1:37.00	2:10.63	3.09
								32.80	33.00	33.63	
18	4	2	CALDWELL Hilary	1991	CAN	0.65	30.96	1:03.73	1:37.23	2:10.75	3.21
								32.77	33.50	33.52	
19	3	7	BAI Anqi	1993	CHN	0.54	31.02	1:04.51	1:37.88	2:11.26	3.72
								33.49	33.37	33.38	
20	5	8	GUSTAFSDOTTIR Eyglo Osk	1995	ISL	0.68	30.86	1:03.55	1:37.36	2:11.31	3.77
								32.69	33.81	33.95	
21	2	4	OTSUKA Miyu	1994	JPN	0.60	31.21	1:04.65	1:38.46	2:11.65	4.11
								33.44	33.81	33.19	
22	5	1	YAO Yige	1996	CHN	0.70	31.79	1:05.15	1:38.80	2:12.14	4.60
								33.36	33.65	33.34	
23	3	2	FILIPPI Alessia	1987	ITA	0.83	31.59	1:04.66	1:38.57	2:12.40	4.86
								33.07	33.91	33.83	
24	2	5	GONZALEZ RAMIREZ Maria Fernanda	1990	MEX	0.61	31.31	1:04.64	1:38.94	2:12.75	5.21
								33.33	34.30	33.81	
25	2	7	CARMAN Anja	1985	SLO	0.71	31.56	1:05.31	1:39.43	2:13.01	5.47
								33.75	34.12	33.58	
26	1	4	NGUYEN Thi Anh Vien	1996	VIE	0.68	31.30	1:05.02	1:39.14	2:13.35	5.81
								33.72	34.12	34.21	



Rank	Heat	Lane	Name	Year of Birth	NOC Code	R.T.	50m	100m	150m	Time	Time Behind
27	1	6	COLORADO HENAO Carolina	1987	COL	0.67	31.60	1:05.35 33.75	1:39.23 33.88	2:13.64 34.41	6.10
28	2	2	NIELSEN Mie	1996	DEN	0.66	31.68	1:05.51 33.83	1:39.61 34.10	2:13.89 34.28	6.35
29	3	8	TCHORZ Alicja	1992	POL	0.64	31.03	1:05.31 34.28	1:39.82 34.51	2:14.02 34.20	6.48
30	5	6	MANAUDOU Laure	1986	FRA	0.62	30.45	1:03.76 33.31	1:38.88 35.12	2:14.29 35.41	6.75
31	1	2	HAM Chan Mi	1994	KOR	0.71	31.67	1:05.70 34.03	1:40.85 35.15	2:15.30 34.45	7.76
32	4	8	AVRAMOVA Ekaterina	1991	BUL	0.63	31.68	1:05.44 33.76	1:40.59 35.15	2:15.44 34.85	7.90
33	2	1	PAVLIN Kim Daniela	1992	CRO	0.56	31.75	1:05.79 34.04	1:40.56 34.77	2:15.67 35.11	8.13
34	2	3	NOCHER Melanie	1988	IRL	0.68	31.44	1:05.23 33.79	1:40.50 35.27	2:16.29 35.79	8.75
35	1	3	SZEKERES Dorina	1992	HUN	0.78	31.50	1:05.87 34.37	1:41.35 35.48	2:18.16 36.81	10.62
36	2	8	AU Hoi Shun Stephanie	1992	HKG	0.59	31.94	1:06.83 34.89	1:42.22 35.39	2:18.47 36.25	10.93
37	1	5	KUCHKAROVA Yulduz	1994	UZB	0.73	31.46	1:05.79 34.33	1:41.88 36.09	2:18.60 36.72	11.06

LEGEND

OR Olympic record Q Qualified for the next phase R.T. Reaction time WR World record



Results

Résultats

EVENT NO. 9

	Record	Split	Name	NOC Code	Location	Date
WR	1:04.45	29.80	HARDY Jessica	USA	Federal Way, WA (USA)	7 AUG 2009
OR	1:05.17	30.63	JONES Leisel	AUS	Beijing (CHN)	12 AUG 2008

Rank	Lane	Name	NOC Code	R.T.	50m	Time	Time Behind
1	4	MEILUTYTE Ruta	LTU	0.60	(1) 30.56	1:05.47 34.91	
2	5	SONI Rebecca	USA	0.74	(4) 31.28	1:05.55 34.27	0.08
3	1	SUZUKI Satomi	JPN	0.66	(6) 31.39	1:06.46 35.07	0.99
4	8	ATKINSON Alia	JAM	0.70	(5) 31.36	1:06.93 35.57	1.46
5	2	JONES Leisel	AUS	0.71	(7) 31.46	1:06.95 35.49	1.48
6	6	LARSON Breeja	USA	0.73	(2) 30.85	1:06.96 36.11	1.49
7	3	EFIMOVA Iuliia	RUS	0.74	(3) 30.90	1:06.98 36.08	1.51
8	7	PEDERSEN Rikke	DEN	0.70	(8) 31.51	1:07.55 36.04	2.08

LEGEND

OR Olympic record **R.T.** Reaction time **WR** World record



Aquatics Centre
Centre Aquatique

SUN 29 JUL 2012
21:29

Swimming

Natation

Women's 100m Breaststroke

100 m brasse - femmes

Semifinals - Swim-Off 1

Demi-finale - reprise 1



Results

Résultats

EVENT NO. 9

	Record	Split	Name	NOC Code	Location	Date
WR	1:04.45	29.80	HARDY Jessica	USA	Federal Way, WA (USA)	7 AUG 2009
OR	1:05.17	30.63	JONES Leisel	AUS	Beijing (CHN)	12 AUG 2008

Rank	Lane	Name	NOC Code	R.T.	50m	Time	Time Behind
1	5	ATKINSON Alia	JAM	0.70	(1) 31.12	1:06.79 35.67	
2	4	VAN BEILEN Tera	CAN	0.73	(2) 31.84	1:07.73 35.89	0.94

LEGEND

OR Olympic record

R.T. Reaction time

WR World record



Results Summary

Synthèse des résultats

EVENT NO. 9

	Record	Split	Name	NOC Code	Location	Date
WR	1:04.45	29.80	HARDY Jessica	USA	Federal Way, WA (USA)	7 AUG 2009
OR	1:05.17	30.63	JONES Leisel	AUS	Beijing (CHN)	12 AUG 2008

Rank	Heat	Lane	Name	Year of Birth	NOC Code	R.T.	50m	Time	Time Behind
1	2	4	MEILUTYTE Ruta	1997	LTU	0.62	30.55	1:05.21 34.66	ER Q
2	1	4	SONI Rebecca	1987	USA	0.73	32.13	1:05.98 33.85	0.77 Q
3	2	5	EFIMOVA Iuliia	1992	RUS	0.71	31.63	1:06.57 34.94	1.36 Q
4	1	5	LARSON Breeja	1992	USA	0.75	31.68	1:06.70 35.02	1.49 Q
5	2	3	JONES Leisel	1985	AUS	0.70	31.38	1:06.81 35.43	1.60 Q
6	2	2	PEDERSEN Rikke	1989	DEN	0.71	31.34	1:06.82 35.48	1.61 Q
7	1	3	SUZUKI Satomi	1991	JPN	0.61	31.62	1:07.10 35.48	1.89 Q
8	1	8	VAN BEILEN Tera	1993	CAN	0.72	31.58	1:07.48 35.90	2.27 ?
8	1	2	ATKINSON Alia	1988	JAM	0.66	31.49	1:07.48 35.99	2.27 ?
10	1	6	JOHANSSON Jennie	1988	SWE	0.74	32.03	1:07.57 35.54	2.36
11	1	7	van BILJON Suzaan	1988	RSA	0.67	31.76	1:07.68 35.92	2.47
11	2	6	POEWE Sarah	1983	GER	0.68	31.75	1:07.68 35.93	2.47
13	2	7	PICKETT Leiston	1992	AUS	0.84	31.69	1:07.74 36.05	2.53
14	2	8	TYLER Jillian	1988	CAN	0.70	31.97	1:07.87 35.90	2.66
15	2	1	ZHAO Jin	1988	CHN	0.75	31.90	1:07.97 36.07	2.76
16	1	1	MATSUSHIMA Mina	1991	JPN	0.72	31.99	1:08.26 36.27	3.05


LEGEND

ER European record
WR World record

OR Olympic record
? Involved in swim-off

Q Qualified for the next phase

R.T. Reaction time



Results Summary

Synthèse des résultats

EVENT NO. 9

	Record	Split	Name	NOC Code	Location	Date
WR	1:04.45	29.80	HARDY Jessica	USA	Federal Way, WA (USA)	7 AUG 2009
OR	1:05.17	30.63	JONES Leisel	AUS	Beijing (CHN)	12 AUG 2008

Rank	Heat	Lane	Name	Year of Birth	NOC Code	R.T.	50m	Time	Time Behind
1	4	6	MEILUTYTE Ruta	1997	LTU	0.61	30.58	1:05.56 34.98	Q
2	6	4	SONI Rebecca	1987	USA	0.73	31.70	1:05.75 34.05	0.19 Q
3	6	5	EFIMOVA Iuliia	1992	RUS	0.75	31.61	1:06.51 34.90	0.95 Q
4	5	4	LARSON Breeja	1992	USA	0.79	31.31	1:06.58 35.27	1.02 Q
5	4	4	JONES Leisel	1985	AUS	0.72	31.52	1:06.98 35.46	1.42 Q
6	5	5	SUZUKI Satomi	1991	JPN	0.62	31.63	1:07.08 35.45	1.52 Q
7	6	2	POEWE Sarah	1983	GER	0.74	31.09	1:07.12 36.03	1.56 Q
8	6	3	JOHANSSON Jennie	1988	SWE	0.77	31.99	1:07.14 35.15	1.58 Q
9	5	3	PEDERSEN Rikke	1989	DEN	0.71	31.57	1:07.23 35.66	1.67 Q
10	3	6	ATKINSON Alia	1988	JAM	0.70	31.42	1:07.39 35.97	1.83 Q
11	4	5	PICKETT Leiston	1992	AUS	0.77	31.55	1:07.41 35.86	1.85 Q
12	3	2	van BILJON Suzaan	1988	RSA	0.67	31.65	1:07.54 35.89	1.98 Q
13	4	1	ZHAO Jin	1988	CHN	0.76	31.77	1:07.68 35.91	2.12 Q
14	4	2	MATSUSHIMA Mina	1991	JPN	0.70	31.91	1:07.69 35.78	2.13 Q
15	4	3	TYLER Jillian	1988	CAN	0.76	32.35	1:07.81 35.46	2.25 Q
16	5	2	VAN BEILEN Tera	1993	CAN	0.72	31.74	1:07.85 36.11	2.29 Q
17	5	7	LIU Xiaoyu	1988	CHN	0.73	32.54	1:07.99 35.45	2.43
18	3	3	EL BEKRI Sara	1987	MAR	0.70	32.44	1:08.21 35.77	2.65
19	5	1	HOSTMAN Joline	1988	SWE	0.68	32.30	1:08.28 35.98	2.72
20	6	7	NIJHUIS Moniek	1988	NED	0.79	32.38	1:08.31 35.93	2.75
21	6	8	OCONNOR Siobhan-Marie	1995	GBR	0.73	32.01	1:08.32 36.31	2.76
22	5	6	RUHNAU Caroline	1984	GER	0.67	31.37	1:08.43 37.06	2.87
23	6	6	DEEVA Daria	1990	RUS	0.68	31.63	1:08.44 36.81	2.88
24	3	5	CHOCOVA Petra	1986	CZE	0.73	32.01	1:08.59 36.58	3.03
25	4	7	GARCIA URZAINQUI Marina	1994	ESP	0.69	32.41	1:08.64 36.23	3.08
26	4	8	McMAHON Sycerika	1995	IRL	0.66	32.48	1:08.80 36.32	3.24



Rank	Heat	Lane	Name	Year of Birth	NOC Code	R.T.	50m	Time	Time Behind
27	3	4	GUZZETTI Michela	1992	ITA	0.68	32.24	1:08.83 36.59	3.27
28	5	8	HAYWOOD Kate	1987	GBR	0.76	31.99	1:09.22 37.23	3.66
29	3	1	GUNAYDIN Dilara Buse	1989	TUR	0.70	32.51	1:09.43 36.92	3.87
30	2	4	VOZEL Tjasa	1994	SLO	0.79	32.53	1:09.63 37.10	4.07
31	2	5	SZTANKOVICS Anna	1996	HUN	0.73	32.44	1:09.65 37.21	4.09
32	2	6	BABOU Fanny	1989	FRA	0.72	32.59	1:09.76 37.17	4.20
33	3	7	KIM Hyejin	1994	KOR	0.68	32.60	1:09.79 37.19	4.23
34	2	3	LAUKKANEN Jenna	1995	FIN	0.72	33.06	1:09.92 36.86	4.36
35	2	2	RODRIGUES Ana	1994	POR	0.70	32.54	1:10.62 38.08	5.06
36	2	1	BEAUBRUN Danielle	1990	LCA	0.68	32.45	1:11.12 38.67	5.56
37	3	8	LIVER Mariia	1990	UKR	0.72	33.24	1:11.23 37.99	5.67
38	2	7	CHEN I-Chuan	1991	TPE	0.70	33.17	1:11.28 38.11	5.72
39	6	1	BADILLO DIAZ Concepcion	1986	ESP	0.71	33.59	1:12.58 38.99	7.02
40	2	8	CHISCA Tatiana	1995	MDA	0.69	33.89	1:13.30 39.41	7.74
41	1	4	NINKOVIC Ivana	1995	BIH	0.78	33.11	1:14.04 40.93	8.48
42	1	3	SHIMIZU Pilar	1996	GUM	0.80	35.00	1:15.76 40.76	10.20
43	1	5	BUADROMO Matelita	1996	FIJ	0.71	35.45	1:16.33 40.88	10.77
44	1	6	HATAMKHANOVA Oksana	1990	AZE	0.85	38.24	1:25.52 47.28	19.96
45	1	2	GANTUMUR Oyungerel	1992	MGL	0.88	38.76	1:27.17 48.41	21.61
46	1	7	CAMARA Dede	1991	GUI	0.80	45.68	1:38.54 52.86	32.98

LEGEND

OR Olympic record

Q Qualified for the next phase

R.T. Reaction time

WR World record



Results

Résultats

EVENT NO. 22

	Record	Splits		Name	NOC Code	Location	Date
WR	2:20.00	32.39	1:07.82	1:43.83	SONI Rebecca	USA London (GBR)	1 AUG 2012
OR	2:20.00	32.39	1:07.82	1:43.83	SONI Rebecca	USA London (GBR)	1 AUG 2012

Rank	Lane	Name	NOC Code	R.T.	50m	100m	150m	Time	Time Behind
1	4	SONI Rebecca	USA	0.73	(2) 32.49	(1) 1:08.10 35.61	(1) 1:43.95 35.85	2:19.59 35.64	WR,OR,AM
2	3	SUZUKI Satomi	JPN	0.63	(3) 32.53	(3) 1:08.64 36.11	(2) 1:44.67 36.03	2:20.72 36.05	1.13 =AS
3	6	EFIMOVA Iuliia	RUS	0.71	(7) 33.43	(7) 1:09.61 36.18	(5) 1:45.43 35.82	2:20.92 35.49	1.33 ER
4	5	PEDERSEN Rikke	DEN	0.70	(5) 32.91	(5) 1:09.26 36.35	(3) 1:45.19 35.93	2:21.65 36.46	2.06
5	1	McCABE Martha	CAN	0.72	(6) 33.01	(6) 1:09.55 36.54	(7) 1:46.21 36.66	2:23.16 36.95	3.57
6	7	LAWRENCE Micah	USA	0.75	(4) 32.65	(4) 1:09.04 36.39	(6) 1:46.08 37.04	2:23.27 37.19	3.68
7	2	van BILJON Suzaan	RSA	0.73	(1) 32.22	(2) 1:08.51 36.29	(4) 1:45.36 36.85	2:23.72 38.36	4.13
8	8	FOSTER Sally	AUS	0.79	(8) 33.70	(8) 1:10.42 36.72	(8) 1:47.90 37.48	2:26.00 38.10	6.41

LEGEND

AM Americas record
R.T. Reaction time

AS Asian record
WR World record

ER European record
= Equal record

OR Olympic record



Results Summary

Synthèse des résultats

EVENT NO. 22

	Record	Splits	Name	NOC Code	Location	Date
WR	2:20.12	32.03 1:07.28 1:43.42	PIERSE Annamay	CAN	Rome (ITA)	30 JUL 2009
OR	2:20.22	32.17 1:07.46 1:43.70	SONI Rebecca	USA	Beijing (CHN)	15 AUG 2008

Rank	Heat	Lane	Name	Year of Birth	NOC Code	R.T.	50m	100m	150m	Time	Time Behind
1	2	4	SONI Rebecca	1987	USA	0.72	32.39	1:07.82	1:43.83	2:20.00	WR,OR,AM Q
2	1	4	PEDERSEN Rikke	1989	DEN	0.74	32.86	1:09.15	1:45.87	2:22.23	2.23 Q
3	2	5	SUZUKI Satomi	1991	JPN	0.63	32.88	1:09.58	1:45.65	2:22.40	2.40 Q
4	1	1	EFIMOVA Iuliia	1992	RUS	0.73	33.76	1:10.63	1:46.84	2:23.02	3.02 Q
5	2	2	van BILJON Suzaan	1988	RSA	0.71	32.67	1:09.12	1:45.74	2:23.21	3.21 AF Q
6	1	5	LAWRENCE Micah	1990	USA	0.74	32.50	1:08.61	1:45.74	2:23.39	3.39 Q
7	2	1	McCABE Martha	1989	CAN	0.69	32.93	1:09.76	1:46.83	2:24.09	4.09 Q
8	1	2	FOSTER Sally	1985	AUS	0.76	33.45	1:10.46	1:47.26	2:24.46	4.46 Q
9	1	6	BACK Suyeon	1991	KOR	0.86	33.50	1:10.13	1:47.08	2:24.67	4.67
10	1	3	HOSTMAN Joline	1988	SWE	0.71	32.99	1:09.81	1:46.92	2:24.77	4.77
11	2	7	EL BEKRI Sara	1987	MAR	0.74	32.92	1:09.61	1:47.44	2:25.86	5.86
12	2	3	CHAUN Anastasia	1988	RUS	0.83	33.86	1:10.98	1:48.58	2:26.08	6.08
13	2	6	JI Liping	1988	CHN	0.73	32.98	1:09.71	1:47.71	2:27.26	7.26
14	1	7	WATANABE Kanako	1996	JPN	0.73	34.10	1:11.53	1:49.10	2:27.32	7.32
15	1	8	WALLACE Tessa	1993	AUS	0.70	33.76	1:10.64	1:48.55	2:27.38	7.38
16	2	8	JEONG Darae	1991	KOR	0.84	33.54	1:10.59	1:48.82	2:28.74	8.74

LEGEND

AF African record
R.T. Reaction time

AM Americas record
WR World record

OR Olympic record

Q Qualified for the next phase



Results Summary

Synthèse des résultats

EVENT NO. 22

	Record	Splits		Name	NOC Code	Location	Date
WR	2:20.12	32.03	1:07.28	1:43.42	PIERSE Annamay	CAN Rome (ITA)	30 JUL 2009
OR	2:20.22	32.17	1:07.46	1:43.70	SONI Rebecca	USA Beijing (CHN)	15 AUG 2008

Rank	Heat	Lane	Name	Year of Birth	NOC Code	R.T.	50m	100m	150m	Time	Time Behind
1	5	4	SONI Rebecca	1987	USA	0.72	32.87	1:08.58	1:44.67	2:21.40	Q
								35.71	36.09	36.73	
2	5	6	PEDERSEN Rikke	1989	DEN	0.72	33.29	1:10.11	1:46.50	2:22.69	1.29 Q
								36.82	36.39	36.19	
3	3	4	SUZUKI Satomi	1991	JPN	0.63	32.85	1:09.19	1:46.12	2:23.22	1.82 Q
								36.34	36.93	37.10	
4	5	5	LAWRENCE Micah	1990	USA	0.72	33.24	1:10.04	1:47.11	2:24.50	3.10 Q
								36.80	37.07	37.39	
5	5	3	CHAUN Anastasia	1988	RUS	0.80	34.26	1:11.72	1:48.71	2:25.39	3.99 Q
								37.46	36.99	36.68	
6	4	1	HOSTMAN Joline	1988	SWE	0.69	33.05	1:09.87	1:46.73	2:25.44	4.04 Q
								36.82	36.86	38.71	
7	3	3	JI Liping	1988	CHN	0.76	33.06	1:09.80	1:46.98	2:25.76	4.36 Q
								36.74	37.18	38.78	
7	3	1	BACK Suyeon	1991	KOR	0.81	33.41	1:10.74	1:47.66	2:25.76	4.36 Q
								37.33	36.92	38.10	
9	3	2	van BILJON Suzaan	1988	RSA	0.70	32.75	1:09.43	1:47.49	2:25.94	4.54 Q
								36.68	38.06	38.45	
10	3	6	FOSTER Sally	1985	AUS	0.78	33.66	1:10.57	1:47.99	2:26.04	4.64 Q
								36.91	37.42	38.05	
11	3	7	EL BEKRI Sara	1987	MAR	0.71	33.36	1:10.64	1:48.18	2:26.05	4.65 Q
								37.28	37.54	37.87	
12	4	5	WATANABE Kanako	1996	JPN	0.74	33.72	1:10.83	1:48.59	2:26.38	4.98 Q
								37.11	37.76	37.79	
13	4	6	McCABE Martha	1989	CAN	0.72	33.75	1:11.04	1:48.62	2:26.39	4.99 Q
								37.29	37.58	37.77	
14	4	4	EFIMOVA Iuliia	1992	RUS	0.75	34.60	1:12.74	1:50.14	2:26.83	5.43 Q
								38.14	37.40	36.69	
14	4	7	JEONG Darae	1991	KOR	0.82	33.72	1:10.84	1:48.87	2:26.83	5.43 Q
								37.12	38.03	37.96	
16	5	1	WALLACE Tessa	1993	AUS	0.70	33.36	1:10.75	1:48.77	2:26.94	5.54 Q
								37.39	38.02	38.17	
17	2	5	DZERKAL Ganna	1987	UKR	0.77	34.36	1:11.66	1:49.35	2:27.09	5.69
								37.30	37.69	37.74	
18	4	8	TADD Stacey	1989	GBR	0.79	32.97	1:10.93	1:48.86	2:27.18	5.78
								37.96	37.93	38.32	
19	5	7	LECLUYSE Fanny	1992	BEL	0.72	34.12	1:11.85	1:49.17	2:27.30	5.90
								37.73	37.32	38.13	
20	5	2	GARCIA URZAINQUI Marina	1994	ESP	0.71	33.42	1:10.98	1:48.75	2:27.57	6.17
								37.56	37.77	38.82	
21	3	5	VAN BEILEN Tera	1993	CAN	0.76	33.61	1:10.85	1:48.82	2:27.70	6.30
								37.24	37.97	38.88	
22	5	8	BOGGIATTO Chiara	1986	ITA	0.70	33.62	1:11.15	1:48.87	2:27.74	6.34
								37.53	37.72	38.87	
23	3	8	NORDENSTAM Sara	1983	NOR	0.81	33.28	1:10.95	1:49.20	2:27.90	6.50
								37.67	38.25	38.70	
24	4	3	SUN Ye	1989	CHN	0.72	33.69	1:11.32	1:49.82	2:27.94	6.54
								37.63	38.50	38.12	
25	4	2	HIGL Nada	1987	SRB	0.76	34.26	1:11.85	1:49.93	2:28.38	6.98
								37.59	38.08	38.45	
26	2	6	MORAVCIKOVA Martina	1988	CZE	0.80	34.22	1:11.87	1:49.72	2:28.54	7.14
								37.65	37.85	38.82	



Rank	Heat	Lane	Name	Year of Birth	NOC Code	R.T.	50m	100m	150m	Time	Time Behind
27	1	5	ATKINSON Alia	1988	JAM	0.74	33.04	1:11.44 38.40	1:49.88 38.44	2:28.77 38.89	7.37
28	2	4	LUTHERSDOTTIR Hrafnhildur	1991	ISL	0.76	34.03	1:11.49 37.46	1:50.11 38.62	2:29.60 39.49	8.20
29	1	4	SZTANKOVICS Anna	1996	HUN	0.74	33.94	1:12.44 38.50	1:50.89 38.45	2:29.67 38.78	8.27
30	2	7	GUNAYDIN Dilara Buse	1989	TUR	0.72	34.49	1:12.38 37.89	1:50.95 38.57	2:30.64 39.69	9.24
31	2	1	LAJNEF Sarra	1989	TUN	0.82	34.22	1:12.15 37.93	1:51.01 38.86	2:31.15 40.14	9.75
32	2	2	LAUKKANEN Jenna	1995	FIN	0.72	34.29	1:12.38 38.09	1:51.29 38.91	2:31.23 39.94	9.83
33	2	3	SMID Tanja	1990	SLO	0.91	35.07	1:13.61 38.54	1:53.02 39.41	2:32.19 39.17	10.79
34	1	3	TALANOVA Dariia	1995	KGZ	0.80	35.53	1:15.74 40.21	1:56.80 41.06	2:38.01 41.21	16.61

LEGEND				
OR	Olympic record	Q	Qualified for the next phase	R.T. Reaction time
				WR World record



Aquatics Centre
Centre Aquatique

SUN 29 JUL 2012
19:30

Swimming

Natation

Women's 100m Butterfly

100 m papillon - femmes

Final

Finale



Results

Résultats

EVENT NO. 2

	Record	Split	Name	NOC Code	Location	Date
WR	56.06	26.94	SJOSTROM Sarah	SWE	Rome (ITA)	27 JUL 2009
OR	56.25	26.28	VOLLMER Dana	USA	London (GBR)	28 JUL 2012

Rank	Lane	Name	NOC Code	R.T.	50m	Time	Time Behind
1	4	VOLLMER Dana	USA	0.73	(3) 26.39	55.98 29.59	WR,OR,AM
2	7	LU Ying	CHN	0.69	(4) 26.50	56.87 30.37	0.89
3	5	COUTTS Alicia	AUS	0.70	(8) 26.90	56.94 30.04	0.96
4	6	SJOSTROM Sarah	SWE	0.72	(6) 26.80	57.17 30.37	1.19
5	8	BIANCHI Ilaria	ITA	0.70	(5) 26.70	57.27 30.57	1.29
6	3	OTTESEN GRAY Jeanette	DEN	0.71	(1) 26.28	57.35 31.07	1.37
7	2	DONAHUE Claire	USA	0.63	(2) 26.36	57.48 31.12	1.50
8	1	GANDY Ellen	GBR	0.76	(7) 26.89	57.76 30.87	1.78

LEGEND

AM Americas record

OR Olympic record

R.T. Reaction time

WR World record



Results Summary

Synthèse des résultats

EVENT NO. 2

	Record	Split	Name	NOC Code	Location	Date
WR	56.06	26.94	SJOSTROM Sarah	SWE	Rome (ITA)	27 JUL 2009
OR	56.25	26.28	VOLLMER Dana	USA	London (GBR)	28 JUL 2012

Rank	Heat	Lane	Name	Year of Birth	NOC Code	R.T.	50m	Time	Time Behind
1	2	4	VOLLMER Dana	1987	USA	0.72	26.08	56.36 30.28	Q
2	2	5	COUTTS Alicia	1987	AUS	0.72	26.75	56.85 30.10	0.49 Q
3	2	3	OTTESEN GRAY Jeanette	1987	DEN	0.72	26.46	57.25 30.79	0.89 Q
4	1	5	SJOSTROM Sarah	1993	SWE	0.73	26.94	57.27 30.33	0.91 Q
5	2	6	DONAHUE Claire	1989	USA	0.64	26.55	57.42 30.87	1.06 Q
6	1	4	LU Ying	1989	CHN	0.68	26.83	57.51 30.68	1.15 Q
7	2	2	GANDY Ellen	1991	GBR	0.73	26.77	57.66 30.89	1.30 Q
8	2	7	BIANCHI Ilaria	1990	ITA	0.69	26.91	57.79 30.88	1.43 Q
9	1	3	JIAO Liuyang	1991	CHN	0.69	26.94	58.04 31.10	1.68
10	1	2	TAO Li	1990	SIN	0.73	27.20	58.18 30.98	1.82
11	1	1	KATO Yuka	1986	JPN	0.69	26.76	58.26 31.50	1.90
12	2	8	VOURNA Kristel	1992	GRE	0.75	27.27	58.31 31.04	1.95
13	1	7	HERASIMENIA Aliaksandra	1985	BLR	0.72	26.99	58.41 31.42	2.05
14	1	6	HALSALL Francesca	1990	GBR	0.70	26.97	58.52 31.55	2.16
15	2	1	GRANSTROM Martina	1991	SWE	0.79	27.83	58.95 31.12	2.59
16	1	8	SAVARD Katerine	1993	CAN	0.66	27.35	59.22 31.87	2.86


LEGEND

OR Olympic record

Q Qualified for the next phase

R.T. Reaction time

WR World record



Results Summary

Synthèse des résultats

EVENT NO. 2

	Record	Split	Name	NOC Code	Location	Date
WR	56.06	26.94	SJOSTROM Sarah	SWE	Rome (ITA)	27 JUL 2009
OR	56.61	26.67	de BRUIJN Inge	NED	Sydney, NSW (AUS)	17 SEP 2000

Rank	Heat	Lane	Name	Year of Birth	NOC Code	R.T.	50m	Time	Time Behind
1	6	4	VOLLMER Dana	1987	USA	0.74	26.28	56.25 29.97	OR,AM Q
2	6	5	LU Ying	1989	CHN	0.71	26.65	57.17 30.52	0.92 Q
3	4	4	COUTTS Alicia	1987	AUS	0.72	26.87	57.36 30.49	1.11 Q
4	5	4	SJOSTROM Sarah	1993	SWE	0.72	27.05	57.45 30.40	1.20 Q
5	6	7	OTTESEN GRAY Jeanette	1987	DEN	0.71	26.41	57.64 31.23	1.39 Q
6	6	6	JIAO Liuyang	1991	CHN	0.70	27.06	57.71 30.65	1.46 Q
7	6	3	DONAHUE Claire	1989	USA	0.64	26.87	58.06 31.19	1.81 Q
8	4	5	HALSALL Francesca	1990	GBR	0.70	27.30	58.23 30.93	1.98 Q
9	5	5	GANDY Ellen	1991	GBR	0.75	27.31	58.25 30.94	2.00 Q
10	5	3	DEKKER Inge	1985	NED	0.72	26.83	58.30 31.47	2.05 Q
11	4	8	TAO Li	1990	SIN	0.76	27.40	58.34 30.94	2.09 Q
12	5	7	BIANCHI Ilaria	1990	ITA	0.68	27.31	58.42 31.11	2.17 Q
13	4	2	HERASIMENIA Aliaksandra	1985	BLR	0.73	26.88	58.50 31.62	2.25 Q
14	5	2	GRANSTROM Martina	1991	SWE	0.76	27.81	58.70 30.89	2.45 Q
15	4	3	KATO Yuka	1986	JPN	0.68	27.29	58.72 31.43	2.47 Q
16	4	7	VOURNA Kristel	1992	GRE	0.74	27.43	58.74 31.31	2.49 Q
17	5	6	SAVARD Katerine	1993	CAN	0.64	27.41	58.76 31.35	2.51
18	5	8	IVRY Amit	1989	ISR	0.69	27.67	58.78 31.11	2.53
19	3	3	BESPALOVA Irina	1981	RUS	0.77	27.74	58.79 31.05	2.54
19	6	8	BUYS Kimberly	1989	BEL	0.72	26.87	58.79 31.92	2.54
21	4	1	WENK Alexandra	1995	GER	0.75	27.57	58.85 31.28	2.60
22	6	2	SNILDAL Ingvild	1988	NOR	0.77	27.13	59.01 31.88	2.76
23	5	1	HOSHI Natsumi	1990	JPN	0.76	28.10	59.06 30.96	2.81
24	4	6	SCHIPPER Jessicah	1986	AUS	0.65	27.31	59.17 31.86	2.92
25	3	5	JEDRZEJCZAK Otylia	1983	POL	0.77	27.82	59.31 31.49	3.06
26	2	4	IGNACIO SORRIBES Judit	1994	ESP	0.71	27.89	59.42 31.53	3.17



Rank	Heat	Lane	Name	Year of Birth	NOC Code	R.T.	50m	Time	Time Behind
26	2	3	VILLARS Danielle	1993	SUI	0.69	28.00	59.42 31.42	3.17
28	3	7	SMOLENOVA Denisa	1989	SVK	0.78	27.46	59.48 32.02	3.23
29	3	6	PIKKARAINEN Emilia	1992	FIN	0.68	27.83	59.55 31.72	3.30
30	3	1	WILSON Hannah	1989	HKG	0.66	28.06	59.59 31.53	3.34
31	2	7	ISAKOVIC Sara	1988	SLO	0.67	27.53	59.86 32.33	3.61
32	2	2	BATEMAN Sarah Blake	1990	ISL	0.67	27.71	59.87 32.16	3.62
33	6	1	PAULA Daynara	1989	BRA	0.66	27.66	1:00.14 32.48	3.89
34	3	2	SZILAGYI Liliana	1996	HUN	0.66	28.05	1:00.34 32.29	4.09
35	2	6	ALJAND Triin	1985	EST	0.75	27.57	1:00.43 32.86	4.18
36	3	8	OLIVEIRA Sara	1985	POR	0.68	27.98	1:00.44 32.46	4.19
37	3	4	KOSCHISCHEK Birgit	1987	AUT	0.73	28.28	1:00.54 32.26	4.29
38	2	5	BRUNO Justine	1994	FRA	0.68	27.71	1:01.14 33.43	4.89
39	2	1	TORREZ ZAMORA Dalia	1990	NCA	0.74	30.10	1:05.42 35.32	9.17
40	1	4	BORSHI Noel	1996	ALB	0.72	30.78	1:05.49 34.71	9.24
41	1	3	McMENEMY Dorian	1996	DOM	0.79	29.71	1:05.78 36.07	9.53
42	1	5	MEZA Marie	1990	CRC	0.72	30.47	1:07.01 36.54	10.76

LEGEND

AM Americas record
WR World record

OR Olympic record

Q Qualified for the next phase

R.T. Reaction time



Results

Résultats

EVENT NO. 17

	Record	Splits			Name	NOC Code	Location	Date
WR	2:01.81	27.19	58.08	1:30.20	LIU Zige	CHN	Jinan (CHN)	21 OCT 2009
OR	2:04.18	27.80	59.37	1:31.59	LIU Zige	CHN	Beijing (CHN)	14 AUG 2008

Rank	Lane	Name	NOC Code	R.T.	50m	100m	150m	Time	Time Behind
1	5	JIAO Liuyang	CHN	0.70	(5) 28.49	(5) 1:00.62 32.13	(2) 1:32.75 32.13	2:04.06	OR
2	6	BELMONTE GARCIA Mireia	ESP	0.73	(2) 28.32	(1) 59.75 31.43	(1) 1:31.91 32.16	2:05.25	1.19
3	3	HOSHI Natsumi	JPN	0.73	(6) 28.61	(6) 1:00.66 32.05	(5) 1:32.98 32.32	2:05.48	1.42
4	4	HERSEY Kathleen	USA	0.72	(7) 28.62	(4) 1:00.26 31.64	(4) 1:32.96 32.70	2:05.78	1.72
5	1	ADAMS Cammile	USA	0.78	(8) 29.11	(8) 1:01.71 32.60	(8) 1:34.55 32.84	2:06.78	2.72
6	8	LOWE Jemma	GBR	0.72	(3) 28.36	(3) 1:00.15 31.79	(6) 1:33.04 32.89	2:06.80	2.74
7	2	JAKABOS Zsuzsanna	HUN	0.74	(4) 28.45	(7) 1:00.68 32.23	(7) 1:33.43 32.75	2:07.33	3.27
8	7	LIU Zige	CHN	0.82	(1) 28.08	(2) 59.81 31.73	(3) 1:32.81 33.00	2:07.77	3.71

LEGEND

OR Olympic record

R.T. Reaction time

WR World record



Results Summary

Synthèse des résultats

EVENT NO. 17

	Record	Splits			Name	NOC Code	Location	Date
WR	2:01.81	27.19	58.08	1:30.20	LIU Zige	CHN	Jinan (CHN)	21 OCT 2009
OR	2:04.18	27.80	59.37	1:31.59	LIU Zige	CHN	Beijing (CHN)	14 AUG 2008

Rank	Heat	Lane	Name	Year of Birth	NOC Code	R.T.	50m	100m	150m	Time	Time Behind
1	2	4	HERSEY Kathleen	1990	USA	0.74	28.87	1:00.49	1:33.01	2:05.90	Q
								31.62	32.52	32.89	
2	1	4	JIAO Liuyang	1991	CHN	0.65	27.82	59.99	1:33.15	2:06.10	0.20 Q
								32.17	33.16	32.95	
3	1	3	HOSHI Natsumi	1990	JPN	0.71	28.41	1:00.38	1:33.51	2:06.37	0.47 Q
								31.97	33.13	32.86	
4	2	2	BELMONTE GARCIA Mireia	1990	ESP	0.74	28.83	1:01.15	1:33.73	2:06.62	0.72 Q
								32.32	32.58	32.89	
5	2	3	JAKABOS Zsuzsanna	1989	HUN	0.79	28.45	1:00.45	1:33.24	2:06.82	0.92 Q
								32.00	32.79	33.58	
6	2	7	LIU Zige	1989	CHN	0.82	27.99	1:00.03	1:33.02	2:06.99	1.09 Q
								32.04	32.99	33.97	
7	1	6	ADAMS Cammile	1991	USA	0.77	29.53	1:02.07	1:34.48	2:07.33	1.43 Q
								32.54	32.41	32.85	
8	2	5	LOWE Jemma	1990	GBR	0.72	29.06	1:01.47	1:34.39	2:07.37	1.47 Q
								32.41	32.92	32.98	
9	1	5	HOSSZU Katinka	1989	HUN	0.73	28.70	1:01.14	1:34.64	2:07.69	1.79
								32.44	33.50	33.05	
10	2	1	GRANSTROM Martina	1991	SWE	0.75	28.96	1:01.27	1:34.48	2:07.83	1.93
								32.31	33.21	33.35	
11	1	1	KLINAR Anja	1988	SLO	0.84	29.20	1:01.60	1:34.64	2:07.84	1.94
								32.40	33.04	33.20	
12	2	8	LACROIX Audrey	1983	CAN	0.73	28.87	1:01.59	1:34.40	2:08.00	2.10
								32.72	32.81	33.60	
13	1	7	SCHIPPER Jessicah	1986	AUS	0.64	29.12	1:01.91	1:35.05	2:08.21	2.31
								32.79	33.14	33.16	
14	1	2	CHOI Hye Ra	1991	KOR	0.77	28.72	1:00.92	1:33.79	2:08.32	2.42
								32.20	32.87	34.53	
15	2	6	IGNACIO SORRIBES Judit	1994	ESP	0.73	28.59	1:01.17	1:34.78	2:08.96	3.06
								32.58	33.61	34.18	
16	1	8	JEDRZEJCZAK Otylia	1983	POL	0.78	29.66	1:02.81	1:37.02	2:13.09	7.19
								33.15	34.21	36.07	

LEGEND

OR Olympic record **Q** Qualified for the next phase **R.T.** Reaction time **WR** World record



Results Summary

Synthèse des résultats

EVENT NO. 17

	Record	Splits			Name	NOC Code	Location	Date
WR	2:01.81	27.19	58.08	1:30.20	LIU Zige	CHN	Jinan (CHN)	21 OCT 2009
OR	2:04.18	27.80	59.37	1:31.59	LIU Zige	CHN	Beijing (CHN)	14 AUG 2008

Rank	Heat	Lane	Name	Year of Birth	NOC Code	R.T.	50m	100m	150m	Time	Time Behind
1	4	6	HERSEY Kathleen	1990	USA	0.75	28.57	1:00.52	1:33.36	2:06.41	Q
								31.95	32.84	33.05	
2	3	4	JIAO Liuyang	1991	CHN	0.69	28.45	1:01.32	1:34.32	2:07.15	0.74 Q
								32.87	33.00	32.83	
3	4	5	LOWE Jemma	1990	GBR	0.70	28.66	1:00.68	1:33.88	2:07.64	1.23 Q
								32.02	33.20	33.76	
4	3	6	HOSSZU Katinka	1989	HUN	0.77	28.86	1:01.34	1:34.71	2:07.75	1.34 Q
								32.48	33.37	33.04	
5	4	3	JAKABOS Zsuzsanna	1989	HUN	0.73	28.49	1:00.91	1:33.93	2:07.79	1.38 Q
								32.42	33.02	33.86	
6	2	4	HOSHI Natsumi	1990	JPN	0.77	29.00	1:01.61	1:34.75	2:08.04	1.63 Q
								32.61	33.14	33.29	
7	2	6	IGNACIO SORRIBES Judit	1994	ESP	0.72	29.01	1:01.51	1:34.78	2:08.14	1.73 Q
								32.50	33.27	33.36	
8	3	3	ADAMS Cammile	1991	USA	0.75	29.70	1:02.09	1:35.13	2:08.18	1.77 Q
								32.39	33.04	33.05	
9	2	5	BELMONTE GARCIA Mireia	1990	ESP	0.75	29.58	1:02.70	1:35.54	2:08.19	1.78 Q
								33.12	32.84	32.65	
10	2	7	CHOI Hye Ra	1991	KOR	0.73	29.07	1:02.04	1:34.97	2:08.45	2.04 Q
								32.97	32.93	33.48	
11	4	4	LIU Zige	1989	CHN	0.83	28.31	1:00.44	1:33.91	2:08.72	2.31 Q
								32.13	33.47	34.81	
12	2	3	SCHIPPER Jessicah	1986	AUS	0.64	28.84	1:01.61	1:34.84	2:08.74	2.33 Q
								32.77	33.23	33.90	
13	3	2	GRANSTROM Martina	1991	SWE	0.77	29.41	1:02.22	1:35.55	2:08.94	2.53 Q
								32.81	33.33	33.39	
14	4	1	KLINAR Anja	1988	SLO	0.85	29.37	1:01.88	1:35.28	2:09.24	2.83 Q
								32.51	33.40	33.96	
15	2	2	LACROIX Audrey	1983	CAN	0.76	29.07	1:01.75	1:35.03	2:09.25	2.84 Q
								32.68	33.28	34.22	
16	4	2	JEDRZEJCZAK Otylia	1983	POL	0.75	28.75	1:00.84	1:34.31	2:09.33	2.92 Q
								32.09	33.47	35.02	
17	3	5	GANDY Ellen	1991	GBR	0.75	28.41	1:00.89	1:34.31	2:09.92	3.51
								32.48	33.42	35.61	
18	1	5	SNILDAL Ingvild	1988	NOR	0.81	29.12	1:02.34	1:36.29	2:10.99	4.58
								33.22	33.95	34.70	
19	4	7	SAVARD Katerine	1993	CAN	0.66	28.93	1:01.61	1:35.03	2:11.05	4.64
								32.68	33.42	36.02	
20	3	7	HAMILL Samantha	1991	AUS	0.73	29.21	1:02.27	1:36.21	2:11.07	4.66
								33.06	33.94	34.86	
21	3	8	SMOLENOVA Denisa	1989	SVK	0.83	29.23	1:02.18	1:36.66	2:11.10	4.69
								32.95	34.48	34.44	
22	1	3	PINTO PEREZ Andreina	1991	VEN	0.79	29.92	1:03.17	1:37.00	2:11.23	4.82
								33.25	33.83	34.23	
23	4	8	MEDRANO MUNOZ Rita	1990	MEX	0.74	29.36	1:02.44	1:36.32	2:11.42	5.01
								33.08	33.88	35.10	
24	1	4	OLIVEIRA Sara	1985	POR	0.76	29.35	1:02.76	1:36.64	2:11.54	5.13
								33.41	33.88	34.90	
25	2	1	van BERKEL Martina	1989	SUI	0.72	29.64	1:02.81	1:36.84	2:12.25	5.84
								33.17	34.03	35.41	
26	3	1	MELO Joanna	1987	BRA	0.77	29.50	1:02.25	1:36.45	2:13.17	6.76
								32.75	34.20	36.72	



Aquatics Centre
Centre Aquatique

TUE 31 JUL 2012
10:23

Swimming

Natation

Women's 200m Butterfly

200 m papillon - femmes

Heats

Séries



Rank	Heat	Lane	Name	Year of Birth	NOC Code	R.T.	50m	100m	150m	Time	Time Behind
27	2	8	PIKKARAINEN Emilia	1992	FIN	0.69	29.48	1:02.95 33.47	1:37.67 34.72	2:13.81 36.14	7.40
28	1	6	CHENG Wan-Jung	1988	TPE	0.74	29.48	1:02.98 33.50	1:38.39 35.41	2:14.29 35.90	7.88

LEGEND

OR Olympic record

Q Qualified for the next phase

R.T. Reaction time

WR World record



Aquatics Centre
Centre Aquatique

TUE 31 JUL 2012
20:43

Swimming

Natation

Women's 200m Individual Medley

200 m quatre nages individuel - femmes

Final

Finale



Results

Résultats

EVENT NO. 15

	Record	Splits			Name	NOC Code	Location	Date
WR	2:06.15	27.72	59.24	1:36.31	KUKORS Ariana	USA	Rome (ITA)	27 JUL 2009
OR	2:08.39	28.00	1:00.42	1:37.80	YE Shiwen	CHN	London (GBR)	30 JUL 2012

Rank	Lane	Name	NOC Code	R.T.	50m	100m	150m	Time	Time Behind
1	4	YE Shiwen	CHN	0.79	(4) 28.25	(1) 1:00.83 32.58	(3) 1:38.25 37.42	2:07.57 29.32	OR,AS
2	5	COUTTS Alicia	AUS	0.76	(3) 28.12	(5) 1:01.22 33.10	(2) 1:38.24 37.02	2:08.15 29.91	0.58
3	3	LEVERENZ Caitlin	USA	0.73	(2) 28.08	(6) 1:01.80 33.72	(1) 1:37.94 36.14	2:08.95 31.01	1.38
4	7	RICE Stephanie	AUS	0.76	(1) 27.98	(2) 1:00.84 32.86	(4) 1:38.67 37.83	2:09.55 30.88	1.98
5	6	KUKORS Ariana	USA	0.75	(5) 28.30	(4) 1:00.98 32.68	(5) 1:38.73 37.75	2:09.83 31.10	2.26
6	8	COVENTRY Kirsty	ZIM	0.75	(7) 28.74	(3) 1:00.91 32.17	(6) 1:39.55 38.64	2:11.13 31.58	3.56
7	1	MILEY Hannah	GBR	0.69	(8) 29.18	(8) 1:02.57 33.39	(7) 1:40.45 37.88	2:11.29 30.84	3.72
8	2	HOSSZU Katinka	HUN	0.74	(6) 28.39	(7) 1:02.27 33.88	(8) 1:42.79 40.52	2:14.19 31.40	6.62

LEGEND

AS Asian record

OR Olympic record

R.T. Reaction time

WR World record



Aquatics Centre
Centre Aquatique

MON 30 JUL 2012
20:55

Swimming
Natation

Women's 200m Individual Medley
200 m quatre nages individuel - femmes

Semifinals
Demi-finales



Results Summary

Synthèse des résultats

EVENT NO. 15

	Record	Splits			Name	NOC Code	Location	Date
WR	2:06.15	27.72	59.24	1:36.31	KUKORS Ariana	USA	Rome (ITA)	27 JUL 2009
OR	2:08.45	27.84	1:00.68	1:38.36	RICE Stephanie	AUS	Beijing (CHN)	13 AUG 2008

Rank	Heat	Lane	Name	Year of Birth	NOC Code	R.T.	50m	100m	150m	Time	Time Behind
1	2	4	YE Shiwen	1996	CHN	0.76	28.00	1:00.42	1:37.80	2:08.39	OR
								32.42	37.38	30.59	Q
2	2	3	COUTTS Alicia	1987	AUS	0.74	27.80	1:00.94	1:39.12	2:09.83	1.44 Q
								33.14	38.18	30.71	
3	2	5	LEVERENZ Caitlin	1991	USA	0.71	28.32	1:02.34	1:38.93	2:10.06	1.67 Q
								34.02	36.59	31.13	
4	2	6	KUKORS Ariana	1989	USA	0.76	28.33	1:01.45	1:39.05	2:10.08	1.69 Q
								33.12	37.60	31.03	
5	1	5	HOSSZU Katinka	1989	HUN	0.74	28.26	1:01.74	1:40.42	2:10.74	2.35 Q
								33.48	38.68	30.32	
6	2	2	RICE Stephanie	1988	AUS	0.77	28.02	1:00.96	1:39.64	2:10.80	2.41 Q
								32.94	38.68	31.16	
7	1	2	MILEY Hannah	1989	GBR	0.71	29.13	1:02.05	1:39.95	2:10.89	2.50 Q
								32.92	37.90	30.94	
8	1	4	COVENTRY Kirsty	1983	ZIM	0.78	29.39	1:01.67	1:39.99	2:10.93	2.54 Q
								32.28	38.32	30.94	
9	1	6	VERRASZTO Evelyn	1989	HUN	0.73	28.40	1:01.72	1:41.20	2:11.53	3.14
								33.32	39.48	30.33	
10	1	3	BELMONTE GARCIA Mireia	1990	ESP	0.71	28.63	1:02.08	1:40.53	2:11.54	3.15
								33.45	38.45	31.01	
11	2	1	LI Jiaying	1990	CHN	0.75	28.47	1:02.85	1:41.68	2:12.69	4.30
								34.38	38.83	31.01	
12	2	7	MICHALAK Theresa	1992	GER	0.71	28.84	1:03.59	1:41.79	2:13.24	4.85
								34.75	38.20	31.45	
13	1	7	IVRY Amit	1989	ISR	0.64	28.33	1:01.88	1:40.56	2:13.31	4.92
								33.55	38.68	32.75	
14	1	1	KATO Izumi	1990	JPN	0.75	28.96	1:03.80	1:42.35	2:14.47	6.08
								34.84	38.55	32.12	
15	1	8	MELO Joanna	1987	BRA	0.77	28.53	1:02.51	1:43.54	2:14.74	6.35
								33.98	41.03	31.20	
16	2	8	GOMEZ CORTES Beatriz	1994	ESP	0.69	29.11	1:04.52	1:43.15	2:15.12	6.73
								35.41	38.63	31.97	

LEGEND			
OR	Olympic record	Q	Qualified for the next phase
R.T.	Reaction time	WR	World record



Aquatics Centre
Centre Aquatique

MON 30 JUL 2012
10:41

Swimming

Natation

Women's 200m Individual Medley

200 m quatre nages individuel - femmes

Heats

Séries



Results Summary

Synthèse des résultats

EVENT NO. 15


	Record	Splits			Name	NOC Code	Location	Date
WR	2:06.15	27.72	59.24	1:36.31	KUKORS Ariana	USA	Rome (ITA)	27 JUL 2009
OR	2:08.45	27.84	1:00.68	1:38.36	RICE Stephanie	AUS	Beijing (CHN)	13 AUG 2008

Rank	Heat	Lane	Name	Year of Birth	NOC Code	R.T.	50m	100m	150m	Time	Time Behind
1	5	4	YE Shiwen	1996	CHN	0.76	28.16	1:00.54 32.38	1:38.17 37.63	2:08.90 30.73	Q
2	5	6	COVENTRY Kirsty	1983	ZIM	0.76	29.28	1:01.58 32.30	1:39.47 37.89	2:10.51 31.04	1.61 Q
3	4	5	LEVERENZ Caitlin	1991	USA	0.71	28.43	1:02.51 34.08	1:39.38 36.87	2:10.63 31.25	1.73 Q
4	4	3	HOSSZU Katinka	1989	HUN	0.73	28.44	1:02.19 33.75	1:40.71 38.52	2:10.68 29.97	1.78 Q
5	4	4	COUTTS Alicia	1987	AUS	0.75	28.23	1:01.61 33.38	1:40.17 38.56	2:10.74 30.57	1.84 Q
6	3	5	BELMONTE GARCIA Mireia	1990	ESP	0.70	28.89	1:02.76 33.87	1:41.05 38.29	2:11.73 30.68	2.83 Q
7	3	4	KUKORS Ariana	1989	USA	0.76	28.49	1:01.95 33.46	1:40.12 38.17	2:11.94 31.82	3.04 Q
8	3	6	VERRASZTO Evelyn	1989	HUN	0.73	28.27	1:01.27 33.00	1:41.11 39.84	2:12.17 31.06	3.27 Q
9	5	5	RICE Stephanie	1988	AUS	0.74	28.53	1:02.17 33.64	1:40.96 38.79	2:12.23 31.27	3.33 Q
10	5	3	MILEY Hannah	1989	GBR	0.68	29.27	1:02.60 33.33	1:41.03 38.43	2:12.27 31.24	3.37 Q
11	3	2	MICHALAK Theresa	1992	GER	0.68	28.35	1:03.10 34.75	1:41.21 38.11	2:12.75 31.54	3.85 Q
12	3	1	IVRY Amit	1989	ISR	0.70	28.24	1:01.72 33.48	1:40.39 38.67	2:13.29 32.90	4.39 Q
13	3	7	LI Jiaying	1990	CHN	0.71	28.65	1:02.71 34.06	1:42.24 39.53	2:13.43 31.19	4.53 Q
14	5	2	KATO Izumi	1990	JPN	0.74	28.99	1:03.44 34.45	1:41.81 38.37	2:13.85 32.04	4.95 Q
15	4	2	GOMEZ CORTES Beatriz	1994	ESP	0.72	29.06	1:04.27 35.21	1:41.80 37.53	2:13.93 32.13	5.03 Q
16	3	8	MELO Joanna	1987	BRA	0.76	28.72	1:03.08 34.36	1:43.48 40.40	2:14.26 30.78	5.36 Q
17	3	3	MORNINGSTAR Erica	1989	CAN	0.76	28.83	1:02.48 33.65	1:41.33 38.85	2:14.32 32.99	5.42
18	2	5	DZERKAL Ganna	1987	UKR	0.77	29.18	1:05.31 36.13	1:43.49 38.18	2:14.55 31.06	5.65
19	2	4	ZAISER Lisa	1994	AUT	0.64	28.89	1:03.08 34.19	1:42.76 39.68	2:14.56 31.80	5.66
20	5	7	GARDELL Stina	1990	SWE	0.68	28.60	1:02.11 33.51	1:42.10 39.99	2:14.70 32.60	5.80
21	4	6	ALLEN Sophie	1992	GBR	0.69	28.62	1:03.60 34.98	1:42.14 38.54	2:14.72 32.58	5.82
22	2	7	McMAHON Sycerika	1995	IRL	0.66	28.97	1:04.72 35.75	1:42.67 37.95	2:14.76 32.09	5.86
23	4	7	CHOI Hye Ra	1991	KOR	0.75	29.24	1:03.12 33.88	1:43.27 40.15	2:14.91 31.64	6.01
24	4	1	MEAKLIM Katheryn	1989	RSA	0.82	29.01	1:03.41 34.40	1:42.58 39.17	2:15.25 32.67	6.35
25	2	3	AMANOVA Ranohon	1994	UZB	0.73	28.99	1:03.14 34.15	1:43.17 40.03	2:15.37 32.20	6.47
26	5	1	WIEGERSMA Natalie	1990	NZL	0.68	29.73	1:04.57 34.84	1:43.89 39.32	2:16.24 32.35	7.34



Rank	Heat	Lane	Name	Year of Birth	NOC Code	R.T.	50m	100m	150m	Time	Time Behind
27	2	2	DITTMER CANE Erica	1991	MEX	0.81	29.92	1:06.03 36.11	1:44.15 38.12	2:16.54 32.39	7.64
28	1	4	LISTOPADOVA Katarina	1993	SVK	0.72	28.88	1:03.51 34.63	1:45.13 41.62	2:16.81 31.68	7.91
28	2	6	GUSTAFSDOTTIR Eyglo Osk	1995	ISL	0.80	29.23	1:03.21 33.98	1:44.67 41.46	2:16.81 32.14	7.91
30	2	1	PAVLIN Kim Daniela	1992	CRO	0.71	29.92	1:03.62 33.70	1:44.33 40.71	2:17.17 32.84	8.27
31	1	3	CHENG Wan-Jung	1988	TPE	0.77	29.50	1:04.72 35.22	1:45.09 40.37	2:17.39 32.30	8.49
32	4	8	ZAVADOVA Barbora	1993	CZE	0.77	28.67	1:02.99 34.32	1:44.42 41.43	2:17.54 33.12	8.64
33	1	5	PIKKARAINEN Emilia	1992	FIN	0.66	28.90	1:04.41 35.51	1:45.13 40.72	2:17.66 32.53	8.76
34	5	8	ANDREEVA Ekaterina	1993	RUS	0.81	29.39	1:04.52 35.13	1:44.30 39.78	2:17.84 33.54	8.94

LEGEND						
OR	Olympic record	Q	Qualified for the next phase	R.T. Reaction time	WR	World record



Results

Résultats

EVENT NO. 4

	Record	Splits		Name		NOC Code	Location	Date
WR	4:29.45	1:01.47	2:09.83	3:27.25	RICE Stephanie	AUS	Beijing (CHN)	10 AUG 2008
OR	4:29.45	1:01.47	2:09.83	3:27.25	RICE Stephanie	AUS	Beijing (CHN)	10 AUG 2008

Rank	Lane	Name	NOC Code		R.T.	Time	Time Behind	
1	5	YE Shiwen	CHN		0.74	4:28.43	WR,OR,AS	
50m (4)	28.85	100m (5) 1:02.19 33.34	150m (3) 1:37.53 35.34	200m (3) 2:11.73 34.20	250m (3) 2:50.53 38.80	300m (2) 3:29.75 39.22	350m (1) 3:59.50 29.75	28.93
2	4	BEISEL Elizabeth	USA		0.70	4:31.27	2.84	
50m (6)	29.52	100m (8) 1:03.10 33.58	150m (4) 1:37.62 34.52	200m (2) 2:11.28 33.66	250m (1) 2:49.74 38.46	300m (1) 3:28.94 39.20	350m (2) 4:00.46 31.52	30.81
3	6	LI Xuanxu	CHN		0.75	4:32.91	4.48	
50m (7)	29.62	100m (6) 1:02.91 33.29	150m (5) 1:37.77 34.86	200m (5) 2:11.91 34.14	250m (4) 2:51.16 39.25	300m (6) 3:31.33 40.17	350m (4) 4:03.14 31.81	29.77
4	3	HOSSZU Katinka	HUN		0.77	4:33.49	5.06	
50m (1)	28.64	100m (1) 1:01.34 32.70	150m (1) 1:36.60 35.26	200m (1) 2:11.13 34.53	250m (2) 2:50.43 39.30	300m (3) 3:30.83 40.40	350m (3) 4:02.56 31.73	30.93
5	7	MILEY Hannah	GBR		0.68	4:34.17	5.74	
50m (8)	29.80	100m (7) 1:03.02 33.22	150m (6) 1:37.94 34.92	200m (6) 2:12.94 35.00	250m (6) 2:51.59 38.65	300m (5) 3:31.20 39.61	350m (5) 4:03.44 32.24	30.73
6	1	RICE Stephanie	AUS		0.77	4:35.49	7.06	
50m (3)	28.74	100m (2) 1:01.60 32.86	150m (2) 1:36.88 35.28	200m (4) 2:11.81 34.93	250m (5) 2:51.28 39.47	300m (7) 3:31.51 40.23	350m (7) 4:04.16 32.65	31.33
6	8	LEVERENZ Caitlin	USA		0.74	4:35.49	7.06	
50m (1)	28.64	100m (4) 1:01.87 33.23	150m (8) 1:38.11 36.24	200m (8) 2:14.46 36.35	250m (7) 2:52.11 37.65	300m (4) 3:31.04 38.93	350m (6) 4:03.74 32.70	31.75
8	2	BELMONTE GARCIA Mireia	ESP		0.71	4:35.62	7.19	
50m (5)	28.95	100m (3) 1:01.64 32.69	150m (6) 1:37.94 36.30	200m (7) 2:13.43 35.49	250m (8) 2:52.43 39.00	300m (8) 3:32.71 40.28	350m (8) 4:04.54 31.83	31.08

LEGEND	AS Asian record	OR Olympic record	R.T. Reaction time	WR World record
---------------	------------------------	--------------------------	---------------------------	------------------------



Results Summary

Synthèse des résultats

EVENT NO. 4

	Record	Splits		Name		NOC Code	Location	Date
WR	4:29.45	1:01.47	2:09.83	3:27.25	RICE Stephanie	AUS	Beijing (CHN)	10 AUG 2008
OR	4:29.45	1:01.47	2:09.83	3:27.25	RICE Stephanie	AUS	Beijing (CHN)	10 AUG 2008

Rank	Heat	Lane	Name	Year of Birth	NOC Code	R.T.	Time	Time Behind
1	5	4	BEISEL Elizabeth	1992	USA	0.71	4:31.68	Q
	50m 29.56	100m 1:03.22	150m 1:37.58	200m 2:11.31	250m 2:49.78	300m 3:28.52	350m 4:00.44	
		33.66	34.36	33.73	38.47	38.74	31.92	31.24
2	3	5	YE Shiwen	1996	CHN	0.76	4:31.73	0.05 Q
	50m 29.16	100m 1:01.99	150m 1:36.36	200m 2:09.95	250m 2:49.64	300m 3:29.71	350m 4:01.47	
		32.83	34.37	33.59	39.69	40.07	31.76	30.26
3	3	4	HOSSZU Katinka	1989	HUN	0.81	4:33.77	2.09 Q
	50m 29.19	100m 1:02.02	150m 1:37.32	200m 2:11.50	250m 2:50.64	300m 3:30.93	350m 4:02.65	
		32.83	35.30	34.18	39.14	40.29	31.72	31.12
4	5	5	LI Xuanxu	1994	CHN	0.74	4:34.28	2.60 Q
	50m 29.61	100m 1:03.07	150m 1:38.16	200m 2:12.31	250m 2:51.38	300m 3:31.51	350m 4:04.09	
		33.46	35.09	34.15	39.07	40.13	32.58	30.19
5	5	3	BELMONTE GARCIA Mireia	1990	ESP	0.73	4:34.70	3.02 Q
	50m 29.26	100m 1:02.71	150m 1:38.44	200m 2:13.43	250m 2:52.22	300m 3:32.39	350m 4:04.45	
		33.45	35.73	34.99	38.79	40.17	32.06	30.25
6	4	4	MILEY Hannah	1989	GBR	0.72	4:34.98	3.30 Q
	50m 29.56	100m 1:02.80	150m 1:37.45	200m 2:12.16	250m 2:51.24	300m 3:31.34	350m 4:03.64	
		33.24	34.65	34.71	39.08	40.10	32.30	31.34
7	4	5	RICE Stephanie	1988	AUS	0.73	4:35.76	4.08 Q
	50m 29.21	100m 1:02.70	150m 1:38.34	200m 2:13.23	250m 2:52.73	300m 3:32.67	350m 4:05.13	
		33.49	35.64	34.89	39.50	39.94	32.46	30.63
8	4	3	LEVERENZ Caitlin	1991	USA	0.73	4:36.09	4.41 Q
	50m 28.67	100m 1:01.47	150m 1:37.27	200m 2:13.01	250m 2:51.52	300m 3:30.60	350m 4:03.71	
		32.80	35.80	35.74	38.51	39.08	33.11	32.38
9	3	3	JAKABOS Zsuzsanna	1989	HUN	0.79	4:37.37	5.69
	50m 28.73	100m 1:02.08	150m 1:37.14	200m 2:11.56	250m 2:51.52	300m 3:32.02	350m 4:05.05	
		33.35	35.06	34.42	39.96	40.50	33.03	32.32
10	5	1	KLINAR Anja	1988	SLO	0.89	4:38.20	6.52
	50m 29.64	100m 1:03.33	150m 1:39.28	200m 2:15.09	250m 2:54.50	300m 3:34.86	350m 4:06.94	
		33.69	35.95	35.81	39.41	40.36	32.08	31.26
11	5	2	WILLMOTT Aimee	1993	GBR	0.78	4:38.87	7.19
	50m 29.41	100m 1:03.28	150m 1:38.37	200m 2:12.75	250m 2:52.74	300m 3:33.65	350m 4:06.78	
		33.87	35.09	34.38	39.99	40.91	33.13	32.09
12	4	6	OTSUKA Miyu	1994	JPN	0.69	4:39.13	7.45
	50m 28.98	100m 1:03.00	150m 1:38.26	200m 2:13.21	250m 2:52.65	300m 3:32.74	350m 4:07.11	
		34.02	35.26	34.95	39.44	40.09	34.37	32.02
13	5	6	EVANS Blair	1991	AUS	0.73	4:40.42	8.74
	50m 30.07	100m 1:04.20	150m 1:40.06	200m 2:15.26	250m 2:56.04	300m 3:37.93	350m 4:09.64	
		34.13	35.86	35.20	40.78	41.89	31.71	30.78
14	4	7	GARDELL Stina	1990	SWE	0.73	4:41.66	9.98
	50m 29.57	100m 1:03.64	150m 1:39.47	200m 2:14.95	250m 2:55.39	300m 3:36.69	350m 4:09.43	
		34.07	35.83	35.48	40.44	41.30	32.74	32.23
15	3	6	ZAVADOVA Barbora	1993	CZE	0.77	4:41.84	10.16
	50m 29.76	100m 1:03.35	150m 1:39.05	200m 2:14.00	250m 2:55.37	300m 3:36.98	350m 4:09.74	
		33.59	35.70	34.95	41.37	41.61	32.76	32.10
16	4	2	MEAKLIM Kathryn	1989	RSA	0.81	4:43.46	11.78
	50m 29.50	100m 1:03.30	150m 1:40.22	200m 2:16.47	250m 2:56.73	300m 3:37.33	350m 4:10.98	
		33.80	36.92	36.25	40.26	40.60	33.65	32.48
17	2	5	KIM Seoyeong	1994	KOR	0.68	4:43.99	12.31
	50m 29.63	100m 1:03.13	150m 1:39.73	200m 2:15.84	250m 2:55.82	300m 3:37.11	350m 4:11.17	
		33.50	36.60	36.11	39.98	41.29	34.06	32.82
18	5	7	GRANGEON Lara	1991	FRA	0.70	4:44.28	12.60
	50m 29.27	100m 1:02.68	150m 1:39.54	200m 2:16.50	250m 2:56.72	300m 3:37.95	350m 4:11.89	
		33.41	36.86	36.96	40.22	41.23	33.94	32.39
19	3	8	WIEGERSMA Natalie	1990	NZL	0.66	4:44.78	13.10
	50m 29.56	100m 1:03.47	150m 1:39.40	200m 2:14.38	250m 2:55.81	300m 3:38.19	350m 4:12.03	
		33.91	35.93	34.98	41.43	42.38	33.84	32.75



Rank	Heat	Lane	Name	Year of Birth	NOC Code	R.T.	Time	Time Behind
20	3	2	TAKAHASHI Miho	1992	JPN	0.82	4:45.10	13.42
	50m 30.77	100m 1:05.05	150m 1:41.87	200m 2:17.76	250m 2:56.95	300m 3:36.65	350m 4:11.40	
		34.28	36.82	35.89	39.19	39.70	34.75	33.70
21	2	4	HORNER Stephanie	1989	CAN	0.72	4:45.49	13.81
	50m 29.33	100m 1:02.77	150m 1:39.78	200m 2:15.30	250m 2:57.30	300m 3:38.87	350m 4:12.72	
		33.44	37.01	35.52	42.00	41.57	33.85	32.77
22	4	1	PIROZZI Stefania	1993	ITA	0.77	4:45.61	13.93
	50m 29.68	100m 1:03.13	150m 1:39.19	200m 2:14.76	250m 2:57.20	300m 3:39.79	350m 4:13.39	
		33.45	36.06	35.57	42.44	42.59	33.60	32.22
23	4	8	STEINEGGER Jordis	1983	AUT	0.81	4:45.80	14.12
	50m 30.17	100m 1:04.60	150m 1:40.73	200m 2:16.55	250m 2:58.09	300m 3:40.04	350m 4:13.63	
		34.43	36.13	35.82	41.54	41.95	33.59	32.17
24	3	7	MARTYNOVA Yana	1988	RUS	0.73	4:45.94	14.26
	50m 29.58	100m 1:03.23	150m 1:39.96	200m 2:15.78	250m 2:56.73	300m 3:39.10	350m 4:13.07	
		33.65	36.73	35.82	40.95	42.37	33.97	32.87
25	3	1	DASCA ROMEU Claudia	1994	ESP	0.71	4:46.80	15.12
	50m 29.73	100m 1:03.14	150m 1:40.13	200m 2:16.53	250m 2:58.22	300m 3:40.51	350m 4:14.56	
		33.41	36.99	36.40	41.69	42.29	34.05	32.24
26	2	7	DZERKAL Ganna	1987	UKR	0.79	4:48.19	16.51
	50m 30.72	100m 1:06.04	150m 1:44.68	200m 2:22.76	250m 3:02.71	300m 3:42.40	350m 4:16.21	
		35.32	38.64	38.08	39.95	39.69	33.81	31.98
27	2	6	PINTO PEREZ Andreina	1991	VEN	0.76	4:48.64	16.96
	50m 29.79	100m 1:03.40	150m 1:39.78	200m 2:16.22	250m 2:59.15	300m 3:43.75	350m 4:16.49	
		33.61	36.38	36.44	42.93	44.60	32.74	32.15
28	1	3	NGUYEN Thi Anh Vien	1996	VIE	0.79	4:50.32	18.64
	50m 30.30	100m 1:04.96	150m 1:41.48	200m 2:16.41	250m 2:59.43	300m 3:42.67	350m 4:17.07	
		34.66	36.52	34.93	43.02	43.24	34.40	33.25
29	1	4	ESCOBAR TORRES Susana	1987	MEX	0.69	4:50.57	18.89
	50m 31.01	100m 1:05.39	150m 1:44.14	200m 2:21.39	250m 3:03.88	300m 3:46.54	350m 4:19.13	
		34.38	38.75	37.25	42.49	42.66	32.59	31.44
30	2	8	NORDENSTAM Sara	1983	NOR	0.81	4:51.28	19.60
	50m 30.66	100m 1:06.00	150m 1:46.32	200m 2:23.74	250m 3:02.12	300m 3:40.86	350m 4:17.20	
		35.34	40.32	37.42	38.38	38.74	36.34	34.08
31	2	1	SZCZEPANIAK Karolina	1992	POL	0.71	4:52.50	20.82
	50m 29.81	100m 1:04.72	150m 1:42.57	200m 2:19.48	250m 3:01.89	300m 3:45.69	350m 4:19.97	
		34.91	37.85	36.91	42.41	43.80	34.28	32.53
32	2	2	EL BEKRI Sara	1987	MAR	0.75	4:53.21	21.53
	50m 30.58	100m 1:05.47	150m 1:46.43	200m 2:26.52	250m 3:05.72	300m 3:45.44	350m 4:20.21	
		34.89	40.96	40.09	39.20	39.72	34.77	33.00
33	1	5	LAUKKANEN Noora	1993	FIN	0.69	4:53.54	21.86
	50m 29.79	100m 1:04.71	150m 1:44.20	200m 2:24.05	250m 3:04.43	300m 3:45.87	350m 4:20.47	
		34.92	39.49	39.85	40.38	41.44	34.60	33.07
34	2	3	BARDACH Georgina	1983	ARG	0.75	4:57.31	25.63
	50m 30.93	100m 1:06.16	150m 1:44.42	200m 2:22.29	250m 3:03.56	300m 3:46.16	350m 4:22.10	
		35.23	38.26	37.87	41.27	42.60	35.94	35.21
35	1	6	BANDEY Anum	1997	PAK	0.89	5:34.64	1:02.96
	50m 34.04	100m 1:14.27	150m 1:59.01	200m 2:43.58	250m 3:31.51	300m 4:19.77	350m 4:57.85	
		40.23	44.74	44.57	47.93	48.26	38.08	36.79
	5	8	MELO Joanna	1987	BRA		DNS	

LEGEND

DNS Did not start
WR World record

OR Olympic record

Q Qualified for the next phase

R.T. Reaction time



Aquatics Centre
Centre Aquatique

SAT 28 JUL 2012
20:43

Swimming
Natation

Women's 4 x 100m Freestyle Relay
Relais 4x100 m nage libre - femmes

Final
Finale



Results

Résultats

EVENT NO. 6

	Record	Splits			NOC (Relay)	Location	Date
WR	3:31.72	53.61	1:45.91	2:38.94	NED - Netherlands	Rome (ITA)	26 JUL 2009
OR	3:33.76	54.37	1:47.76	2:41.18	NED - Netherlands	Beijing (CHN)	10 AUG 2008

Rank	Lane	NOC / Name	R.T.	50m	100m	Time	Time Behind
1	4	AUS - Australia				3:33.15	OR
		COUTTS Alicia	0.70	26.14	53.90	(3) 53.90	
		CAMPBELL Cate	0.32	25.00	53.19	(2) 1:47.09	
		ELMSLIE Brittany	0.43	25.71	53.41	(1) 2:40.50	
		SCHLANGER Melanie	0.24	25.55	52.65	(1) 3:33.15	
2	3	NED - Netherlands				3:33.79	0.64
		DEKKER Inge	0.72	25.86	54.67	(8) 54.67	
		VELDHUIS Marleen	0.27	25.29	53.80	(5) 1:48.47	
		HEEMSKERK Femke	0.36	25.46	53.39	(3) 2:41.86	
		KROMOWIDJOJO Ranomi	0.32	24.71	51.93	(2) 3:33.79	
3	5	USA - United States of America				3:34.24	1.09 AM
		FRANKLIN Missy	0.78	26.05	53.52	(1) 53.52	
		HARDY Jessica	0.27	25.19	53.53	(1) 1:47.05	
		NEAL Lia	0.35	25.81	53.65	(2) 2:40.70	
		SCHMITT Allison	0.41	25.53	53.54	(3) 3:34.24	
4	6	CHN - People's Republic of China				3:36.75	3.60
		TANG Yi	0.71	25.99	53.58	(2) 53.58	
		QIU Yuhan	0.41	25.88	54.49	(4) 1:48.07	
		WANG Haibing	0.17	25.98	54.03	(4) 2:42.10	
		PANG Jiaying	0.23	26.26	54.65	(4) 3:36.75	
5	8	GBR - Great Britain				3:37.02	3.87
		SMITH Amy	0.68	26.13	54.27	(4) 54.27	
		HALSALL Francesca	0.33	25.24	53.29	(3) 1:47.56	
		LLOYD Jess	0.08	25.91	54.65	(5) 2:42.21	
		McCLATCHEY Caitlin	0.00	25.83	54.81	(5) 3:37.02	
6	7	DEN - Denmark				3:37.45	4.30
		BLUME Pernille	0.77	26.42	54.52	(6) 54.52	
		NIELSEN Mie	0.20	25.78	54.04	(7) 1:48.56	
		FRIIS Lotte	0.04	26.93	55.65	(8) 2:44.21	
		OTTESEN GRAY Jeanette	0.40	25.51	53.24	(6) 3:37.45	
7	2	JPN - Japan				3:37.96	4.81
		UEDA Haruka	0.74	26.24	54.34	(5) 54.34	
		MATSUMOTO Yayoi	0.18	26.11	54.52	(8) 1:48.86	
		UCHIDA Miki	0.24	25.60	54.43	(6) 2:43.29	
		ITO Hanae	0.14	26.25	54.67	(7) 3:37.96	
	1	SWE - Sweden				DSQ	
		COLEMAN Michelle	0.77	26.31	54.57	(7) 54.57	
		SJOSTROM Sarah	0.31	25.88	53.91	(6) 1:48.48	
		MARKO-VARGA Ida	0.31	26.23	55.01	(7) 2:43.49	
		FAGUNDEZ Gabriella	-0.11				

LEGEND			
AM	Americas record	DSQ	Disqualified
OR	Olympic record	R.T.	Reaction time
WR	World record		




Results Summary

Synthèse des résultats

EVENT NO. 6

	Record	Splits			NOC (Relay)	Location	Date
WR	3:31.72	53.61	1:45.91	2:38.94	NED - Netherlands	Rome (ITA)	26 JUL 2009
OR	3:33.76	54.37	1:47.76	2:41.18	NED - Netherlands	Beijing (CHN)	10 AUG 2008

Rank	Heat	Lane	NOC / Name	R.T.	50m	100m	Time	Time Behind
1	2	3	AUS - Australia				3:36.34	Q
			SEEBOHM Emily	0.68	26.19	54.24	54.24	
			ELMSLIE Brittany	0.35	25.67	53.41	1:47.65	
			KUKLA Yolane	0.47	25.82	54.61	2:42.26	
			TRICKETT Libby	0.19	25.49	54.08	3:36.34	
2	1	4	USA - United States of America				3:36.53	0.19 Q
			NEAL Lia	0.75	26.32	54.15	54.15	
			WEIR Amanda	0.48	26.38	54.37	1:48.52	
			COUGHLIN Natalie	0.00	25.63	53.93	2:42.45	
			SCHMITT Allison	0.29	25.84	54.08	3:36.53	
3	2	4	NED - Netherlands				3:37.76	1.42 Q
			VELDHUIS Marleen	0.71	25.92	54.73	54.73	
			DEKKER Inge	0.25	25.63	53.79	1:48.52	
			SCHREUDER Hinkelien	0.39	26.33	55.62	2:44.14	
			HEEMSKERK Femke	0.33	25.71	53.62	3:37.76	
4	1	5	CHN - People's Republic of China				3:37.91	1.57 Q
			TANG Yi	0.72	25.79	53.86	53.86	
			QIU Yuhan	0.06	25.87	54.85	1:48.71	
			WANG Haibing	0.17	26.21	54.14	2:42.85	
			WANG Shijia	0.24	26.41	55.06	3:37.91	
5	1	6	JPN - Japan				3:38.06	1.72 Q
			UEDA Haruka	0.75	26.19	54.22	54.22	
			MATSUMOTO Yayoi	0.13	26.17	54.23	1:48.45	
			UCHIDA Miki	0.22	25.98	54.47	2:42.92	
			ITO Hanae	0.30	26.36	55.14	3:38.06	
6	2	2	DEN - Denmark				3:38.09	1.75 Q
			BLUME Pernille	0.70	26.44	54.44	54.44	
			NIELSEN Mie	0.16	25.90	54.49	1:48.93	
			FRIIS Lotte	0.13	27.15	55.97	2:44.90	
			OTTESEN GRAY Jeanette	0.29	25.36	53.19	3:38.09	
7	1	3	SWE - Sweden				3:38.21	1.87 Q
			SJOSTROM Sarah	0.70	26.50	54.31	54.31	
			COLEMAN Michelle	0.23	25.74	54.14	1:48.45	
			MARKO-VARGA Ida	0.32	26.04	54.57	2:43.02	
			FAGUNDEZ Gabriella	0.22	26.11	55.19	3:38.21	
7	1	2	GBR - Great Britain				3:38.21	1.87 Q
			SMITH Amy	0.67	25.98	54.29	54.29	
			LLOYD Jess	0.14	26.13	54.53	1:48.82	
			McCLATCHEY Caitlin	0.12	26.06	54.64	2:43.46	
			TURNER Rebecca	0.16	25.86	54.75	3:38.21	
9	2	5	GER - Germany				3:39.16	2.82
			STEFFEN Britta	0.70	26.66	54.43	54.43	
			LIPPOK Silke	0.42	26.62	55.30	1:49.73	
			VITTING Lisa	0.37	26.21	54.77	2:44.50	
			SCHREIBER Daniela	0.38	26.45	54.66	3:39.16	
10	1	7	RUS - Russian Federation				3:39.59	3.25
			POPOVA Veronika	0.73	26.51	54.30	54.30	
			LOVTCOVA Natalia	0.37	26.08	55.00	1:49.30	
			ANDREEVA Viktoriia	0.32	26.12	55.27	2:44.57	
			NESTEROVA Margarita	0.25	25.99	55.02	3:39.59	



Rank	Heat	Lane	NOC / Name	R.T.	50m	100m	Time	Time Behind
11	2	6	CAN - Canada				3:39.60	3.26
			POON Victoria	0.77	26.24	54.67	54.67	
			WILKINSON Julia	0.25	26.21	54.38	1:49.05	
			CHEVERTON Samantha	0.24	26.55	54.93	2:43.98	
			MACLEAN Heather	0.24	26.69	55.62	3:39.60	
12	2	7	ITA - Italy				3:39.74	3.40
			MIZZAU Alice	0.70	26.72	55.17	55.17	
			PELLEGRINI Federica	0.14	26.07	54.28	1:49.45	
			LETRARI Laura	0.29	26.49	55.74	2:45.19	
			FERRAIOLI Erika	0.06	25.89	54.55	3:39.74	
13	1	8	BLR - Belarus				3:40.67	4.33
			HERASIMENIA Aliaksandra	0.75	26.28	53.85	53.85	
			KHAKHLOVA Sviatlana	0.08	25.80	54.96	1:48.81	
			DZIAMIDAVA Aksana	0.12	26.70	55.94	2:44.75	
			KHITRAYA Yuliya	0.45	26.56	55.92	3:40.67	
14	2	1	NZL - New Zealand				3:42.55	6.21
			HIND Tash	0.72	27.14	55.93	55.93	
			MARSHALL Penelope	0.34	26.54	55.82	1:51.75	
			GESSLER Amaka	0.38	26.59	55.77	2:47.52	
			PALMER Hayley	0.40	25.78	55.03	3:42.55	
15	1	1	HUN - Hungary				3:44.79	8.45
			MUTINA Agnes	0.67	27.08	56.05	56.05	
			VERRASZTO Evelyn	0.51	26.91	55.80	1:51.85	
			RISZTOV Eva	0.37	27.57	57.81	2:49.66	
			DARA Eszter	0.60	26.47	55.13	3:44.79	
16	2	8	GRE - Greece				3:45.55	9.21
			DRAKOU Theodora	0.62	26.25	55.42	55.42	
			NIANGKOUARA Nery	0.38	26.24	55.52	1:50.94	
			GIARENI Theodora	0.37	27.78	57.26	2:48.20	
			VOURNA Kristel	0.56	27.27	57.35	3:45.55	

LEGEND				
OR	Olympic record	Q	Qualified for the next phase	R.T. Reaction time
				WR World record



Results

Résultats

EVENT NO. 24

	Record	Splits			NOC (Relay)	Location	Date
WR	7:42.08	1:55.47	3:51.26	5:47.35	CHN - People's Republic of China	Rome (ITA)	30 JUL 2009
OR	7:44.31	1:56.60	3:53.18	5:48.40	AUS - Australia	Beijing (CHN)	14 AUG 2008

Rank	Lane	NOC / Name	R.T.	50m	100m	150m	200m	Time	Time Behind
1	5	USA - United States of America						7:42.92	OR
		FRANKLIN Missy	0.79	26.87	55.87	1:25.75	1:55.96	(3) 1:55.96	
		VOLLMER Dana	0.30	26.92	56.19	1:25.97	1:56.02	(2) 3:51.98	
		VREELAND Shannon	0.07	27.05	56.74	1:27.06	1:56.85	(2) 5:48.83	
		SCHMITT Allison	0.47	27.19	55.75	1:24.75	1:54.09	(1) 7:42.92	
2	4	AUS - Australia						7:44.41	1.49
		BARRATT Bronte	0.74	27.53	56.56	1:26.02	1:55.76	(2) 1:55.76	
		SCHLANGER Melanie	0.24	26.95	56.49	1:26.36	1:55.62	(1) 3:51.38	
		PALMER Kylie	0.24	27.33	57.25	1:27.28	1:56.91	(1) 5:48.29	
		COUTTS Alicia	0.38	27.10	56.92	1:26.47	1:56.12	(2) 7:44.41	
3	2	FRA - France						7:47.49	4.57
		MUFFAT Camille	0.76	27.08	56.37	1:25.77	1:55.51	(1) 1:55.51	
		BONNET Charlotte	0.31	27.00	57.05	1:27.22	1:57.78	(3) 3:53.29	
		ETIENNE Ophélie-Cyrielle	0.33	27.56	57.84	1:28.11	1:58.05	(3) 5:51.34	
		BALMY Coralie	0.09	26.98	56.49	1:26.46	1:56.15	(3) 7:47.49	
4	3	CAN - Canada						7:50.65	7.73
		JARDIN Barbara	0.78	27.95	57.49	1:27.64	1:57.96	(4) 1:57.96	
		CHEVERTON Samantha	0.17	27.35	57.15	1:27.03	1:56.91	(4) 3:54.87	
		REASON Amanda	0.13	27.24	57.58	1:28.78	1:59.32	(5) 5:54.19	
		MACLEAN Brittany	0.37	27.35	57.11	1:26.93	1:56.46	(4) 7:50.65	
5	1	GBR - Great Britain						7:52.37	9.45
		McCLATCHEY Caitlin	0.75	27.78	57.91	1:28.45	1:58.66	(7) 1:58.66	
		TURNER Rebecca	0.16	27.09	57.39	1:27.64	1:57.39	(6) 3:56.05	
		MILEY Hannah	0.15	27.27	57.35	1:27.82	1:58.12	(4) 5:54.17	
		JACKSON Joanne	0.31	27.75	57.70	1:28.06	1:58.20	(5) 7:52.37	
6	7	CHN - People's Republic of China						7:53.11	10.19
		WANG Shijia	0.73	27.76	57.71	1:28.13	1:58.32	(6) 1:58.32	
		YE Shiwen	0.08	26.62	56.50	1:27.40	1:57.37	(5) 3:55.69	
		LIU Jing	0.26	27.68	58.09	1:29.21	1:59.51	(6) 5:55.20	
		TANG Yi	0.28	26.37	55.24	1:25.63	1:57.91	(6) 7:53.11	
7	6	ITA - Italy						7:56.30	13.38
		MIZZAU Alice	0.75	28.23	58.34	1:28.47	1:58.93	(8) 1:58.93	
		NESTI Alice	0.37	28.26	58.42	1:29.22	2:00.03	(8) 3:58.96	
		CARLI Diletta	0.09	27.63	58.27	1:29.39	1:59.73	(8) 5:58.69	
		PELLEGRINI Federica	0.18	27.11	57.02	1:27.43	1:57.61	(7) 7:56.30	
8	8	JPN - Japan						7:56.73	13.81
		UEDA Haruka	0.78	27.80	57.99	1:28.87	1:58.23	(5) 1:58.23	
		ITO Hanae	0.16	27.32	57.22	1:28.01	1:58.26	(7) 3:56.49	
		MATSUMOTO Yayoi	0.30	27.80	58.63	1:30.01	2:00.82	(7) 5:57.31	
		TAKANO Aya	0.28	27.94	58.52	1:29.34	1:59.42	(8) 7:56.73	

LEGEND			
OR	Olympic record	R.T.	Reaction time
		WR	World record




Results Summary

Synthèse des résultats

EVENT NO. 24

	Record	Splits			NOC (Relay)	Location	Date
WR	7:42.08	1:55.47	3:51.26	5:47.35	CHN - People's Republic of China	Rome (ITA)	30 JUL 2009
OR	7:44.31	1:56.60	3:53.18	5:48.40	AUS - Australia	Beijing (CHN)	14 AUG 2008

Rank	Heat	Lane	NOC / Name	R.T.	50m	100m	150m	200m	Time	Time Behind
1	1	4	AUS - Australia						7:49.44	Q
			ELMSLIE Brittany	0.71	27.83	57.97	1:27.61	1:57.50	1:57.50	
			BAINBRIDGE Angie	0.37	27.15	56.51	1:27.05	1:57.70	3:55.20	
			NEILSEN Jade	0.19	26.78	56.13	1:26.53	1:57.25	5:52.45	
			EVANS Blair	0.18	27.16	56.94	1:26.98	1:56.99	7:49.44	
2	2	4	USA - United States of America						7:50.75	1.31 Q
			PERDUE Lauren	0.72	27.55	57.59	1:27.83	1:58.07	1:58.07	
			VREELAND Shannon	0.38	27.47	57.28	1:27.28	1:57.04	3:55.11	
			ANDERSON Alyssa	0.46	27.57	57.29	1:27.15	1:57.33	5:52.44	
			VOLLMER Dana	0.38	26.77	56.23	1:27.23	1:58.31	7:50.75	
3	1	5	CAN - Canada						7:50.84	1.40 Q
			JARDIN Barbara	0.73	27.98	57.58	1:27.69	1:57.76	1:57.76	
			CHEVERTON Samantha	0.31	27.48	57.30	1:27.38	1:57.38	3:55.14	
			REASON Amanda	0.20	26.91	56.31	1:26.93	1:58.51	5:53.65	
			MACLEAN Brittany	0.30	27.47	57.10	1:27.28	1:57.19	7:50.84	
4	2	6	ITA - Italy						7:52.75	3.31 Q
			MIZZAU Alice	0.70	28.10	57.70	1:27.70	1:57.95	1:57.95	
			NESTI Alice	0.12	28.09	58.47	1:29.12	1:59.80	3:57.75	
			CARLI Diletta	0.22	27.53	57.73	1:27.84	1:58.54	5:56.29	
			PELLEGRINI Federica	-0.03	26.42	55.96	1:26.30	1:56.46	7:52.75	
5	1	3	FRA - France						7:52.88	3.44 Q
			ETIENNE Ophelie-Cyrielle	0.72	28.16	58.27	1:28.48	1:58.43	1:58.43	
			FARRELL Margaux	0.14	27.97	58.21	1:28.65	2:00.06	3:58.49	
			LAZARE Mylene	0.27	27.26	56.89	1:27.70	1:58.82	5:57.31	
			MUFFAT Camille	0.01	26.12	55.52	1:25.33	1:55.57	7:52.88	
6	2	5	CHN - People's Republic of China						7:53.66	4.22 Q
			ZHU Qianwei	0.70	27.48	57.65	1:28.52	1:59.23	1:59.23	
			LIU Jing	0.18	27.78	57.56	1:27.97	1:58.00	3:57.23	
			CHEN Qian	0.26	27.78	57.80	1:28.04	1:58.17	5:55.40	
			PANG Jiaying	0.24	27.15	57.07	1:27.73	1:58.26	7:53.66	
7	1	6	GBR - Great Britain						7:54.31	4.87 Q
			McCLATCHEY Caitlin	0.73	27.69	57.56	1:27.92	1:58.22	1:58.22	
			TURNER Rebecca	0.29	27.63	57.47	1:27.64	1:57.87	3:56.09	
			FAULKNER Ellie	0.46	27.01	56.99	1:28.30	1:59.36	5:55.45	
			JACKSON Joanne	0.25	27.37	57.30	1:27.86	1:58.86	7:54.31	
8	1	2	JPN - Japan						7:54.56	5.12 Q
			UEDA Haruka	0.75	27.59	57.65	1:28.31	1:57.70	1:57.70	
			ITO Hanae	0.12	27.59	57.94	1:28.20	1:58.12	3:55.82	
			MATSUMOTO Yayoi	0.29	27.53	58.10	1:28.97	1:59.67	5:55.49	
			TAKANO Aya	0.42	27.92	57.91	1:28.07	1:59.07	7:54.56	
9	2	3	HUN - Hungary						7:54.58	5.14
			MUTINA Agnes	0.69	28.16	58.56	1:29.20	2:00.06	2:00.06	
			JAKABOS Zsuzsanna	0.46	27.68	57.63	1:27.33	1:57.59	3:57.65	
			HOSSZU Katinka	0.44	27.59	57.30	1:27.60	1:57.84	5:55.49	
			VERRASZTO Evelyn	0.39	27.47	58.00	1:28.94	1:59.09	7:54.58	
10	1	1	ESP - Spain						7:54.59	5.15
			COSTA SCHMID Melania	0.72	27.88	57.81	1:27.87	1:57.66	1:57.66	
			CASTRO ORTEGA Patricia	0.42	27.91	57.73	1:28.03	1:58.09	3:55.75	
			MORANT VARO Lidia	0.13	27.29	57.61	1:28.63	1:59.66	5:55.41	
			BELMONTE GARCIA Mireia	-0.02	27.74	58.37	1:28.80	1:59.18	7:54.59	



Rank	Heat	Lane	NOC / Name	R.T.	50m	100m	150m	200m	Time	Time Behind
11	2	2	NZL - New Zealand						7:55.92	6.48
			HIND Tash	0.75	28.65	58.74	1:29.02	1:58.79	1:58.79	
			LUCIE-SMITH Samantha	0.28	27.85	58.37	1:28.95	1:58.89	3:57.68	
			GESSLER Amaka	0.23	27.84	58.78	1:28.61	1:59.03	5:56.71	
			INGRAM Melissa	0.43	27.96	57.97	1:28.41	1:59.21	7:55.92	
12	1	7	RUS - Russian Federation						7:56.50	7.06
			BAKLAKOVA Mariya	0.80	28.37	59.15	1:30.22	2:00.75	2:00.75	
			SOKOLOVA Elena	0.45	27.22	56.69	1:27.11	1:58.33	3:59.08	
			POPOVA Veronika	0.22	26.84	56.86	1:27.64	1:58.48	5:57.56	
			BELYAKINA Daria	0.28	27.57	57.79	1:28.56	1:58.94	7:56.50	
13	2	7	GER - Germany						7:58.93	9.49
			LIPPOK Silke	0.71	28.06	57.94	1:28.17	1:58.43	1:58.43	
			MICHALAK Theresa	0.19	27.53	58.57	1:29.89	2:00.65	3:59.08	
			BRUHN Annika	0.32	27.08	56.98	1:27.91	1:59.61	5:58.69	
			SCHREIBER Daniela	0.39	26.96	56.96	1:28.59	2:00.24	7:58.93	
14	2	1	SLO - Slovenia						8:04.69	15.25
			ISAKOVIC Sara	0.69	28.21	58.32	1:28.84	1:59.58	1:59.58	
			KLINAR Anja	0.34	28.79	59.41	1:30.10	2:00.53	4:00.11	
			BEZAN Ursa	0.48	28.18	59.07	1:30.10	2:01.92	6:02.03	
			SAGMEISTER Mojca	0.29	28.40	59.63	1:31.32	2:02.66	8:04.69	
15	1	8	UKR - Ukraine						8:12.67	23.23
			ZEVINA Daryna	0.78	28.76	59.07	1:29.58	1:59.68	1:59.68	
			DZERKAL Ganna	0.49	28.39	59.79	1:32.39	2:04.68	4:04.36	
			STEPANYUK Darya	0.45	28.05	59.75	1:32.30	2:05.49	6:09.85	
			GLAVNYK Iryna	0.42	28.36	59.60	1:30.92	2:02.82	8:12.67	
16	2	8	POL - Poland						8:13.76	24.32
			WILK Katarzyna	0.71	28.73	59.76	1:32.43	2:05.46	2:05.46	
			SZCZEPANIAK Karolina	0.31	28.19	58.70	1:30.48	2:02.99	4:08.45	
			SOKOLOWSKA Diana	0.20	27.43	57.98	1:29.29	2:01.45	6:09.90	
			PUTRA Aleksandra	0.17	27.94	59.45	1:32.00	2:03.86	8:13.76	

LEGEND				
OR	Olympic record	Q	Qualified for the next phase	R.T. Reaction time
				WR World record



Results

Résultats

EVENT NO. 31

	Record	Splits			NOC (Relay)	Location	Date
WR	3:52.19	58.98	2:03.10	2:59.38	CHN - People's Republic of China	Rome (ITA)	1 AUG 2009
OR	3:52.69	59.33	2:03.91	3:00.16	AUS - Australia	Beijing (CHN)	17 AUG 2008

Rank	Lane	NOC / Name	R.T.	50m	100m	Time	Time Behind
1	6	USA - United States of America				3:52.05	WR,OR,AM
		FRANKLIN Missy	0.64	28.81	58.50	(1) 58.50	
		SONI Rebecca	0.38	30.84	1:04.82	(1) 2:03.32	
		VOLLMER Dana	0.22	25.93	55.48	(1) 2:58.80	
		SCHMITT Allison	0.42	25.68	53.25	(1) 3:52.05	
2	4	AUS - Australia				3:54.02	1.97
		SEEBOHM Emily	0.66	28.75	59.01	(3) 59.01	
		JONES Leisel	0.16	31.06	1:06.06	(4) 2:05.07	
		COUTTS Alicia	0.21	26.53	56.41	(2) 3:01.48	
		SCHLANGER Melanie	0.22	25.43	52.54	(2) 3:54.02	
3	5	JPN - Japan				3:55.73	3.68
		TERAKAWA Aya	0.60	29.11	58.99	(2) 58.99	
		SUZUKI Satomi	0.25	31.21	1:05.96	(3) 2:04.95	
		KATO Yuka	0.24	26.24	57.36	(3) 3:02.31	
		UEDA Haruka	0.41	25.91	53.42	(3) 3:55.73	
4	8	RUS - Russian Federation				3:56.03	3.98
		ZUEVA Anastasia	0.69	28.85	59.13	(4) 59.13	
		EFIMOVA Iuliia	0.25	30.24	1:04.98	(2) 2:04.11	
		BESPALOVA Irina	0.36	27.35	58.59	(4) 3:02.70	
		POPOVA Veronika	0.00	25.42	53.33	(4) 3:56.03	
5	1	CHN - People's Republic of China				3:56.41	4.36
		ZHAO Jing	0.58	29.32	59.86	(7) 59.86	
		JI Liping	-0.03	30.75	1:06.94	(6) 2:06.80	
		LU Ying	0.10	26.32	56.80	(6) 3:03.60	
		TANG Yi	0.26	24.92	52.81	(5) 3:56.41	
6	2	NED - Netherlands				3:57.28	5.23
		van ROUWENDAAL Sharon	0.63	29.43	1:00.72	(8) 1:00.72	
		NIJHUIS Moniek	0.28	30.75	1:06.74	(7) 2:07.46	
		DEKKER Inge	0.15	26.09	56.91	(7) 3:04.37	
		KROMOWIDJOJO Ranomi	0.21	25.17	52.91	(6) 3:57.28	
7	3	DEN - Denmark				3:57.76	5.71
		NIELSEN Mie	0.66	29.26	59.76	(6) 59.76	
		PEDERSEN Rikke	0.04	30.88	1:06.77	(5) 2:06.53	
		OTTESEN GRAY Jeanette	0.22	25.85	56.83	(5) 3:03.36	
		BLUME Pernille	0.23	26.29	54.40	(7) 3:57.76	
8	7	GBR - Great Britain				3:59.46	7.41
		SPOFFORTH Gemma	0.66	29.25	59.46	(5) 59.46	
		OCONNOR Siobhan-Marie	0.36	32.01	1:08.45	(8) 2:07.91	
		GANDY Ellen	0.45	26.33	57.47	(8) 3:05.38	
		HALSALL Francesca	0.22	25.54	54.08	(8) 3:59.46	

LEGEND			
AM	Americas record	OR	Olympic record
		R.T.	Reaction time
		WR	World record




Results Summary

Synthèse des résultats

EVENT NO. 31

	Record	Splits			NOC (Relay)	Location	Date
WR	3:52.19	58.98	2:03.10	2:59.38	CHN - People's Republic of China	Rome (ITA)	1 AUG 2009
OR	3:52.69	59.33	2:03.91	3:00.16	AUS - Australia	Beijing (CHN)	17 AUG 2008

Rank	Heat	Lane	NOC / Name	R.T.	50m	100m	Time	Time Behind
1	2	5	AUS - Australia				3:55.42	Q
			SEEBOHM Emily	0.66	28.61	58.57	58.57	
			JONES Leisel	0.11	30.87	1:05.96	2:04.53	
			COUTTS Alicia	0.43	27.10	57.45	3:01.98	
			ELMSLIE Brittany	0.44	25.60	53.44	3:55.42	
2	2	3	JPN - Japan				3:57.87	2.45 Q
			TERAKAWA Aya	0.60	28.98	59.19	59.19	
			SUZUKI Satomi	0.17	31.48	1:07.15	2:06.34	
			KATO Yuka	0.20	26.35	57.73	3:04.07	
			UEDA Haruka	0.35	25.83	53.80	3:57.87	
3	2	2	DEN - Denmark				3:58.35	2.93 Q
			NIELSEN Mie	0.65	29.09	1:00.27	1:00.27	
			PEDERSEN Rikke	0.42	31.66	1:07.15	2:07.42	
			OTTESEN GRAY Jeanette	0.29	26.15	56.74	3:04.16	
			BLUME Pernille	0.34	26.21	54.19	3:58.35	
4	2	4	USA - United States of America				3:58.88	3.46 Q
			BOOTSMA Rachel	0.60	28.78	59.70	59.70	
			LARSON Breeja	0.31	31.37	1:06.66	2:06.36	
			DONAHUE Claire	0.47	26.55	58.05	3:04.41	
			HARDY Jessica	0.23	25.84	54.47	3:58.88	
5	1	7	NED - Netherlands				3:59.19	3.77 Q
			van ROUWENDAAL Sharon	0.62	29.94	1:00.98	1:00.98	
			NIJHUIS Moniek	0.15	30.80	1:06.98	2:07.96	
			DEKKER Inge	0.22	26.37	57.43	3:05.39	
			HEEMSKERK Femke	0.37	25.62	53.80	3:59.19	
6	2	6	GBR - Great Britain				3:59.37	3.95 Q
			SPOFFORTH Gemma	0.66	29.45	1:00.02	1:00.02	
			CONNOR Siobhan-Marie	0.14	31.24	1:08.10	2:08.12	
			LOWE Gemma	0.10	26.52	57.56	3:05.68	
			SMITH Amy	0.27	25.55	53.69	3:59.37	
7	1	4	CHN - People's Republic of China				3:59.38	3.96 Q
			GAO Chang	0.65	29.83	1:00.41	1:00.41	
			SUN Ye	0.12	31.92	1:08.01	2:08.42	
			JIAO Liuyang	0.21	27.01	57.56	3:05.98	
			TANG Yi	0.49	25.57	53.40	3:59.38	
8	1	5	RUS - Russian Federation				3:59.57	4.15 Q
			GROMOVA Maria	0.68	29.56	1:01.53	1:01.53	
			EFIMOVA Iuliia	0.30	30.90	1:05.84	2:07.37	
			BESPALOVA Irina	0.20	27.07	58.33	3:05.70	
			POPOVA Veronika	0.14	25.63	53.87	3:59.57	
9	1	3	GER - Germany				3:59.95	4.53
			MENSING Jenny	0.74	29.69	1:01.02	1:01.02	
			POEWE Sarah	0.09	30.99	1:07.19	2:08.21	
			WENK Alexandra	0.20	27.31	58.85	3:07.06	
			STEFFEN Britta	0.23	25.55	52.89	3:59.95	
10	2	7	SWE - Sweden				4:00.76	5.34
			SJOSTROM Sarah	0.73	29.96	1:01.38	1:01.38	
			JOHANSSON Jennie	0.39	31.51	1:06.94	2:08.32	
			GRANSTROM Martina	0.15	27.15	58.46	3:06.78	
			COLEMAN Michelle	0.21	25.65	53.98	4:00.76	



Rank	Heat	Lane	NOC / Name	R.T.	50m	100m	Time	Time Behind
11	1	2	ITA - Italy				4:02.20	6.78
			BARBIERI Arianna	0.69	29.61	1:00.80	1:00.80	
			GUZZETTI Michela	0.31	31.93	1:08.62	2:09.42	
			BIANCHI Ilaria	0.28	26.64	57.59	3:07.01	
			PELLEGRINI Federica	0.12	26.50	55.19	4:02.20	
12	1	6	CAN - Canada				4:02.71	7.29
			WILKINSON Julia	0.67	29.19	1:00.49	1:00.49	
			VAN BEILEN Tera	0.29	31.47	1:08.12	2:08.61	
			SAVARD Katerine	0.20	26.96	59.00	3:07.61	
			CHEVERTON Samantha	0.18	26.49	55.10	4:02.71	
13	2	1	ESP - Spain				4:03.05	7.63
			da ROCHA MARCE Duane	0.73	29.83	1:00.43	1:00.43	
			GARCIA URZAINQUI Marina	0.28	32.13	1:08.35	2:08.78	
			IGNACIO SORRIBES Judit	0.33	27.41	59.07	3:07.85	
			COSTA SCHMID Melania	0.34	26.61	55.20	4:03.05	
14	1	1	FRA - France				4:05.53	10.11
			MANAUDOU Laure	0.62	29.55	1:01.09	1:01.09	
			BABOU Fanny	0.34	32.88	1:09.14	2:10.23	
			BRUNO Justine	0.39	27.79	1:00.17	3:10.40	
			BONNET Charlotte	0.32	26.54	55.13	4:05.53	
15	2	8	ISL - Iceland				4:07.09	11.67
			GUSTAFSDOTTIR Eyglo Osk	0.70	29.80	1:01.74	1:01.74	
			LUTHERSDOTTIR Hrafnhildur	0.23	31.99	1:09.19	2:10.93	
			BATEMAN Sarah Blake	0.37	27.47	1:00.04	3:10.97	
			HANNESDOTTIR Eva	0.24	26.78	56.12	4:07.09	
	1	8	HUN - Hungary				DSQ	
			VERRASZTO Evelyn	0.67	31.04	1:03.39	1:03.39	
			SZTANKOVICS Anna	0.36	32.24	1:10.43	2:13.82	
			JAKABOS Zsuzsanna	-0.09				
			DARA Eszter					

LEGEND

DSQ Disqualified
WR World record

OR Olympic record

Q Qualified for the next phase

R.T. Reaction time



Official Results

Résultats officiels

Rk	Bib	Name	NOC	(Rk)	Split 1	(Rk)	Split 2 Lap 2	(Rk)	Split 3 Lap 3	(Rk)	Split 4 Lap 4	(Rk)	Split 5 Lap 5	Lap 6	Finish/ Time Behind
1	25	RISZTOV Eva	HUN	(1)	19:22.2	(3)	39:09.3 19:47.1	(1)	59:09.4 20:00.1	(1)	1:18:58.8 19:49.4	(1)	1:38:32.3 19:33.5	19:05.9	1:57:38.2
2	13	ANDERSON Haley	USA	(4) Y	19:22.9	(1)	39:07.4 19:44.5	(3)	59:12.2 20:04.8	(3)	1:19:01.2 19:49.0	(3)	1:38:35.6 19:34.4	19:03.0	1:57:38.6 0.4
3	10	GRIMALDI Martina	ITA	(=8)	19:25.1	(4)	39:10.8 19:45.7	(2)	59:11.5 20:00.7	(2)	1:19:00.4 19:48.9	(2)	1:38:33.3 19:32.9	19:08.5	1:57:41.8 3.6
4	15	PAYNE Keri-anne	GBR	(3)	19:22.7	(2)	39:09.0 19:46.3	(4)	59:13.3 20:04.3	(5)	1:19:03.2 19:49.9	(5)	1:38:36.6 19:33.4	19:05.6	1:57:42.2 4.0
5	1	MAURER Angela	GER	(7)	19:25.0	(5) Y	39:11.4 19:46.4	(9)	59:16.8 20:05.4	(4)	1:19:02.1 19:45.3	(4)	1:38:36.5 19:34.4	19:16.3	1:57:52.8 14.6
6	11	ASPORD Ophelie	FRA	(19)	19:28.8	(14)	39:15.4 19:46.6	(10)	59:16.9 20:01.5	(=7)	1:19:04.6 19:47.7	(=12)	1:38:52.5 19:47.9	19:50.6	1:58:43.1 1:04.9
7	16	BERESNYEVA Olga	UKR	(=15)	19:28.2	(11)	39:14.5 19:46.3	(8)	59:16.3 20:01.8	(10)	1:19:06.3 19:50.0	(10)	1:38:50.8 19:44.5	19:53.6	1:58:44.4 1:06.2
8	2	VILLAECIJA GARCIA Erika	ESP	(5)	19:24.5	(7)	39:12.9 19:48.4	(13)	59:18.3 20:05.4	(14)	1:19:09.7 19:51.4	(9)	1:38:49.6 19:39.9	19:59.9	1:58:49.5 1:11.3
9	3	PECHANOVA Jana	CZE	(=12)	19:26.5	(8)	39:13.3 19:46.8	(7)	59:14.2 20:00.9	(=7)	1:19:04.6 19:50.4	(6)	1:38:44.4 19:39.8	20:08.4	1:58:52.8 1:14.6
10	8	GUSEVA Anna	RUS	(23)	19:30.1	(17)	39:17.3 19:47.2	(15)	59:19.9 20:02.6	(12)	1:19:07.8 19:47.9	(8)	1:38:49.1 19:41.3	20:03.9	1:58:53.0 1:14.8
11	7	GORMAN Melissa	AUS	(2)	19:22.6	(6) Y	39:11.6 19:49.0	(11)	59:17.2 20:05.6	(6)	1:19:03.7 19:46.5	(7)	1:38:45.2 19:41.5	20:07.9	1:58:53.1 1:14.9
12	12	SITIC Karla	CRO	(18)	19:28.5	(21)	39:19.4 19:50.9	(23)	59:25.0 20:05.6	(19)	1:19:16.7 19:51.7	(=12)	1:38:52.5 19:35.8	20:02.2	1:58:54.7 1:16.5
13	4	KIDA Yumi	JPN	(17)	19:28.4	(13) Y	39:14.8 19:46.4	(5)	59:13.6 19:58.8	(11)	1:19:06.6 19:53.0	(14)	1:38:53.8 19:47.2	20:05.3	1:58:59.1 1:20.9
14	9	PINTO PEREZ Yanel	VEN	(=12)	19:26.5	(=18)	39:17.8 19:51.3	(19)	59:21.8 20:04.0	(13)	1:19:08.8 19:47.0	(15)	1:38:55.1 19:46.3	20:10.7	1:59:05.8 1:27.6
15	19	CHARLOS Natalia	POL	(11)	19:26.3	(10) Y	39:14.0 19:47.7	(6)	59:13.9 19:59.9	(9)	1:19:06.0 19:52.1	(11)	1:38:51.2 19:45.2	21:07.5	1:59:58.7 2:20.5
16	18	GAN Heidi	MAS	(=8)	19:25.1	(12)	39:14.6 19:49.5	(12)	59:17.4 20:02.8	(15)	1:19:12.4 19:55.0	(16)	1:39:12.5 20:00.1	21:32.5	2:00:45.0 3:06.8
17	24	BIAGIOLI Cecilia	ARG	(6)	19:24.9	(16)	39:16.3 19:51.4	(22)	59:23.3 20:07.0	(22)	1:19:24.7 20:01.4	(17)	1:39:26.9 20:02.2	21:35.3	2:01:02.2 3:24.0
18	14	BALAZS Zsafia	CAN	(10)	19:26.1	(9)	39:13.7 19:47.6	(14)	59:19.3 20:05.6	(16)	1:19:12.7 19:53.4	(18)	1:39:41.2 20:28.5	21:36.6	2:01:17.8 3:39.6
19	20	OBERSON Swann	SUI	(=15)	19:28.2	(=18)	39:17.8 19:49.6	(17)	59:20.8 20:03.0	(18)	1:19:14.6 19:53.8	(19)	1:39:43.3 20:28.7	21:54.7	2:01:38.0 3:59.8
20	17	TANG Wing Yung	HKG	(21)	19:29.5	(23)	39:20.2 19:50.7	(21)	59:23.1 20:02.9	(21)	1:19:23.6 20:00.5	(20)	1:39:56.7 20:33.1	22:36.7	2:02:33.4 4:55.2
21	21	RUEDA Lizeth	MEX	(20)	19:28.9	(22)	39:19.6 19:50.7	(20)	59:22.2 20:02.6	(17)	1:19:14.5 19:52.3	(21)	1:40:21.9 21:07.4	22:24.2	2:02:46.1 5:07.9
22	23	LYMPERTA Marianna	GRE	(22)	19:29.7	(=18)	39:17.8 19:48.1	(18)	59:21.7 20:03.9	(23)	1:19:27.5 20:05.8	(22)	1:41:08.3 21:40.8	23:18.2	2:04:26.5 6:48.3
	22	OKIMOTO Poliana	BRA	(14)	19:28.0	(15)	39:15.7 19:47.7	(16)	59:20.5 20:04.8	(20)	1:19:22.3 20:01.8				DNF
	5	ROUX Jessica	RSA	(24)	19:41.3	(24)	40:20.8 20:39.5	(24)	1:01:58.3 21:37.5						DNF



Hyde Park
Hyde Park

THU 09 AUG 2012
12:00

Swimming

Natation

Women's Marathon 10 km

10 km marathon - femmes



Official Results

Résultats officiels

Rk	Bib	Name	NOC	(Rk) Split 1	(Rk) Split 2 Lap 2	(Rk) Split 3 Lap 3	(Rk) Split 4 Lap 4	(Rk) Split 5 Lap 5	Lap 6	Finish/ Time Behind
	6	FANG Yanqiao	CHN							DNS

LEGEND

DNF Did Not Finish

DNS Did Not Start

Rk Rank

Y Yellow Flag



Aquatics Centre
Centre Aquatique

FRI 3 AUG 2012
20:09

Swimming
Natation
Men's 50m Freestyle
50 m nage libre - hommes
Final
Finale



Results

Résultats

EVENT NO. 25

	Record	Name	NOC Code	Location	Date
WR	20.91	CIELO Cesar	BRA	Sao Paulo (BRA)	18 DEC 2009
OR	21.30	CIELO Cesar	BRA	Beijing (CHN)	16 AUG 2008

Rank	Lane	Name	NOC Code	R.T.	Time	Time Behind
1	7	MANAUDOU Florent	FRA	0.63	21.34	
2	5	JONES Cullen	USA	0.66	21.54	0.20
3	4	CIELO Cesar	BRA	0.62	21.59	0.25
4	6	FRATUS Bruno	BRA	0.70	21.61	0.27
5	3	ERVIN Anthony	USA	0.78	21.78	0.44
6	8	SCHOEMAN Roland	RSA	0.65	21.80	0.46
7	2	BOVELL George Richard	TRI	0.69	21.82	0.48
8	1	SULLIVAN Eamon	AUS	0.63	21.98	0.64

LEGEND

OR Olympic record

R.T. Reaction time

WR World record



Results Summary

Synthèse des résultats

EVENT NO. 25

	Record	Name	NOC Code	Location	Date
WR	20.91	CIELO Cesar	BRA	Sao Paulo (BRA)	18 DEC 2009
OR	21.30	CIELO Cesar	BRA	Beijing (CHN)	16 AUG 2008

Rank	Heat	Lane	Name	Year of Birth	NOC Code	R.T.	Time	Time Behind
1	1	4	CIELO Cesar	1987	BRA	0.66	21.54	Q
1	1	3	JONES Cullen	1984	USA	0.64	21.54	Q
3	1	5	ERVIN Anthony	1981	USA	0.72	21.62	0.08 Q
4	2	5	FRATUS Bruno	1989	BRA	0.69	21.63	0.09 Q
5	2	4	BOVELL George Richard	1983	TRI	0.69	21.77	0.23 Q
6	2	2	MANAUDOU Florent	1990	FRA	0.63	21.80	0.26 Q
7	1	8	SULLIVAN Eamon	1985	AUS	0.63	21.88	0.34 Q
7	2	3	SCHOEMAN Roland	1980	RSA	0.64	21.88	0.34 Q
9	1	7	LOUW Gideon	1987	RSA	0.74	21.92	0.38
10	2	6	GRECHIN Andrey	1987	RUS	0.72	21.98	0.44
11	1	2	MAGNUSSEN James	1991	AUS	0.71	22.00	0.46
12	1	1	TAKACS Krisztian	1985	HUN	0.66	22.01	0.47
13	2	7	DOTTO Luca	1990	ITA	0.66	22.09	0.55
14	1	6	GOVOROV Andrii	1992	UKR	0.70	22.12	0.58
14	2	1	HAYDEN Brent	1983	CAN	0.64	22.12	0.58
16	2	8	TRANDAFIR Norbert	1988	ROU	0.63	22.30	0.76

LEGEND

OR Olympic record

Q Qualified for the next phase

R.T. Reaction time

WR World record



Results Summary

Synthèse des résultats

EVENT NO. 25

	Record	Name	NOC Code	Location	Date
WR	20.91	CIELO Cesar	BRA	Sao Paulo (BRA)	18 DEC 2009
OR	21.30	CIELO Cesar	BRA	Beijing (CHN)	16 AUG 2008

Rank	Heat	Lane	Name	Year of Birth	NOC Code	R.T.	Time	Time Behind
1	6	3	BOVELL George Richard	1983	TRI	0.70	21.77	Q
2	8	4	CIELO Cesar	1987	BRA	0.65	21.80	0.03 Q
3	8	5	FRATUS Bruno	1989	BRA	0.71	21.82	0.05 Q
4	6	4	ERVIN Anthony	1981	USA	0.71	21.83	0.06 Q
5	7	1	SCHOEMAN Roland	1980	RSA	0.62	21.92	0.15 Q
6	7	4	JONES Cullen	1984	USA	0.71	21.95	0.18 Q
7	6	5	GRECHIN Andrey	1987	RUS	0.74	22.09	0.32 Q
7	7	7	GOVOROV Andrii	1992	UKR	0.68	22.09	0.32 Q
7	8	3	MANAUDOU Florent	1990	FRA	0.64	22.09	0.32 Q
10	7	5	MAGNUSSEN James	1991	AUS	0.71	22.11	0.34 Q
11	8	6	DOTTO Luca	1990	ITA	0.64	22.12	0.35 Q
11	8	7	LOUW Gideon	1987	RSA	0.73	22.12	0.35 Q
13	8	8	HAYDEN Brent	1983	CAN	0.66	22.15	0.38 Q
14	6	6	TAKACS Krisztian	1985	HUN	0.71	22.19	0.42 Q
15	6	8	TRANDAFIR Norbert	1988	ROU	0.63	22.22	0.45 Q
16	7	3	SULLIVAN Eamon	1985	AUS	0.63	22.27	0.50 Q
17	6	2	NYSTRAND Stefan	1981	SWE	0.68	22.32	0.55
18	7	6	LEVEAUX Amaury	1985	FRA	0.74	22.35	0.58
19	7	2	ORSI Marco	1990	ITA	0.64	22.36	0.59
20	6	7	BROWN Adam	1989	GBR	0.73	22.39	0.62
21	8	2	FESIKOV Sergei	1989	RUS	0.71	22.42	0.65
22	5	3	AERENTS Jasper	1992	BEL	0.66	22.43	0.66
23	6	1	GARCIA Hanser	1988	CUB	0.68	22.45	0.68
24	4	4	BURCH Roy	1985	BER	0.64	22.47	0.70
25	7	8	LIUKKONEN Ari-Pekka	1989	FIN	0.68	22.57	0.80
26	5	1	SHI Yang	1989	CHN	0.63	22.64	0.87
27	5	4	DUNFORD David	1988	KEN	0.71	22.72	0.95
28	5	7	TODOROVIC Mario	1988	CRO	0.69	22.75	0.98
29	4	5	MURPHY Barry	1985	IRL	0.67	22.76	0.99
30	8	1	KALARGARIS Ioannis	1990	GRE	0.69	22.80	1.03
31	5	8	ARNASON Arni Mar	1987	ISL	0.73	22.81	1.04
32	5	5	FRASER Brett	1989	CAY	0.64	22.91	1.14
33	5	6	MAJCHRZAK Kacper	1992	POL	0.65	23.00	1.23
34	4	3	YOUNIS Shehab	1988	EGY	0.79	23.16	1.39
35	5	2	GRABICH Federico	1990	ARG	0.69	23.30	1.53
36	4	6	HALL Luke	1989	SWZ	0.66	23.48	1.71
37	4	2	ENNAB Kareem	1987	JOR	0.70	24.09	2.32
38	4	7	CAMAL Chakyl Pffiffer	1990	MOZ	0.71	24.43	2.66
39	4	1	MD MAHFIZUR Rahman	1993	BAN	0.79	24.64	2.87
40	3	6	HADLEY Kerson	1989	FSM	0.75	24.82	3.05
41	3	4	OUEDRAOGO Adama	1987	BUR	0.70	25.26	3.49
41	4	8	PAYNE Zachary	1993	COK	0.71	25.26	3.49
43	3	5	BAKALE Emile	1987	CGO	0.77	25.64	3.87
44	3	2	BROU Kouassi	1992	CIV	0.74	25.82	4.05
45	3	3	AKCAYLI Tolga	1993	VIN	0.70	26.27	4.50
46	3	1	HARRIS Giordan	1993	MHL	0.73	26.88	5.11
47	3	8	SHAH Prasiddha Jung	1989	NEP	0.75	26.93	5.16
48	3	7	HEMTHON Ponloeu	1990	CAM	0.73	27.03	5.26



Rank	Heat	Lane	Name	Year of Birth	NOC Code	R.T.	Time	Time Behind
49	2	2	OSMAN Abdourahman	1993	DJI	0.79	27.25	5.48
50	2	6	ELKHEDR Mohamed	1988	SUD	0.86	27.26	5.49
51	2	3	WEI Ching	1985	ASA	0.80	27.30	5.53
52	2	7	NIYOMUGABO Jackson	1988	RWA	0.84	27.38	5.61
53	2	5	MUGULA Ganzi	1979	UGA	0.69	27.58	5.81
54	2	4	EDINGUE EKANE Paul	1990	CMR	0.78	27.87	6.10
55	1	5	NASSIF Christian	1994	CAF	0.70	28.04	6.27
56	1	4	INTHAVONG Phathana	1997	LAO	0.71	28.17	6.40
57	2	1	TESHALE Mulualem Girma	1987	ETH	0.77	28.99	7.22
58	1	3	TEVOEDJRE Wilfried	1979	BEN	0.87	29.77	8.00

LEGEND

OR Olympic record Q Qualified for the next phase R.T. Reaction time WR World record



Results

Résultats

EVENT NO. 16

	Record	Split	Name	NOC Code	Location	Date
WR	46.91	22.17	CIELO Cesar	BRA	Rome (ITA)	30 JUL 2009
OR	47.05	22.44	SULLIVAN Eamon	AUS	Beijing (CHN)	13 AUG 2008

Rank	Lane	Name	NOC Code	R.T.	50m	Time	Time Behind
1	5	ADRIAN Nathan	USA	0.67	(3) 22.64	47.52 24.88	
2	4	MAGNUSSEN James	AUS	0.71	(5) 22.83	47.53 24.70	0.01
3	7	HAYDEN Brent	CAN	0.68	(2) 22.61	47.80 25.19	0.28
4	1	AGNEL Yannick	FRA	0.67	(4) 22.78	47.84 25.06	0.32
5	6	VERSCHUREN Sebastiaan	NED	0.72	(7) 23.17	47.88 24.71	0.36
6	2	CIELO Cesar	BRA	0.64	(1) 22.60	47.92 25.32	0.40
7	3	GARCIA Hanser	CUB	0.68	(8) 23.42	48.04 24.62	0.52
8	8	LOBINTSEV Nikita	RUS	0.74	(6) 23.03	48.44 25.41	0.92

LEGEND

OR Olympic record

R.T. Reaction time

WR World record



Results Summary

Synthèse des résultats

EVENT NO. 16

	Record	Split	Name	NOC Code	Location	Date
WR	46.91	22.17	CIELO Cesar	BRA	Rome (ITA)	30 JUL 2009
OR	47.05	22.44	SULLIVAN Eamon	AUS	Beijing (CHN)	13 AUG 2008

Rank	Heat	Lane	Name	Year of Birth	NOC Code	R.T.	50m	Time	Time Behind
1	1	5	MAGNUSSEN James	1991	AUS	0.72	23.19	47.63 24.44	Q
2	2	4	ADRIAN Nathan	1988	USA	0.66	23.00	47.97 24.97	0.34 Q
3	2	8	GARCIA Hanser	1988	CUB	0.69	23.40	48.04 24.64	0.41 Q
4	2	5	VERSCHUREN Sebastiaan	1988	NED	0.69	23.49	48.13 24.64	0.50 Q
5	1	2	CIELO Cesar	1987	BRA	0.68	22.93	48.17 25.24	0.54 Q
6	2	3	HAYDEN Brent	1983	CAN	0.65	23.20	48.21 25.01	0.58 Q
7	2	1	AGNEL Yannick	1992	FRA	0.69	23.06	48.23 25.17	0.60 Q
8	1	6	LOBINTSEV Nikita	1988	RUS	0.73	23.56	48.38 24.82	0.75 Q
9	1	4	LOUW Gideon	1987	RSA	0.76	23.35	48.44 25.09	0.81
9	2	7	CZERNIAK Konrad	1989	POL	0.76	23.13	48.44 25.31	0.81
11	1	1	GILOT Fabien	1984	FRA	0.68	23.05	48.49 25.44	0.86
12	1	7	ROBERTS James	1991	AUS	0.65	23.61	48.57 24.96	0.94
12	2	6	TIMMERS Pieter	1988	BEL	0.75	24.07	48.57 24.50	0.94
14	2	2	JONES Cullen	1984	USA	0.69	23.10	48.60 25.50	0.97
15	1	3	FRASER Brett	1989	CAY	0.64	23.40	48.92 25.52	1.29
16	1	8	FRASER Shaune	1988	CAY	0.67	23.63	49.07 25.44	1.44


LEGEND

OR Olympic record

Q Qualified for the next phase

R.T. Reaction time

WR World record



Results Summary

Synthèse des résultats

EVENT NO. 16

	Record	Split	Name	NOC Code	Location	Date
WR	46.91	22.17	CIELO Cesar	BRA	Rome (ITA)	30 JUL 2009
OR	47.05	22.44	SULLIVAN Eamon	AUS	Beijing (CHN)	13 AUG 2008

Rank	Heat	Lane	Name	Year of Birth	NOC Code	R.T.	50m	Time	Time Behind
1	6	5	ADRIAN Nathan	1988	USA	0.68	22.99	48.19 25.20	Q
2	6	1	LOUW Gideon	1987	RSA	0.78	23.13	48.29 25.16	0.10 Q
3	8	2	VERSCHUREN Sebastiaan	1988	NED	0.70	23.60	48.37 24.77	0.18 Q
4	8	4	MAGNUSSEN James	1991	AUS	0.70	23.45	48.38 24.93	0.19 Q
5	8	5	HAYDEN Brent	1983	CAN	0.67	23.27	48.53 25.26	0.34 Q
6	6	7	FRASER Brett	1989	CAY	0.62	23.39	48.54 25.15	0.35 Q
6	7	8	TIMMERS Pieter	1988	BEL	0.78	23.66	48.54 24.88	0.35 Q
8	6	3	LOBINTSEV Nikita	1988	RUS	0.73	23.38	48.60 25.22	0.41 Q
9	8	7	JONES Cullen	1984	USA	0.69	22.92	48.61 25.69	0.42 Q
10	6	4	CIELO Cesar	1987	BRA	0.66	23.32	48.67 25.35	0.48 Q
10	7	7	CZERNIAK Konrad	1989	POL	0.79	23.29	48.67 25.38	0.48 Q
12	7	4	ROBERTS James	1991	AUS	0.64	23.74	48.93 25.19	0.74 Q
12	7	5	AGNEL Yannick	1992	FRA	0.72	23.78	48.93 25.15	0.74 Q
14	8	3	GILOT Fabien	1984	FRA	0.71	23.51	48.95 25.44	0.76 Q
15	7	2	GARCIA Hanser	1988	CUB	0.68	23.77	48.97 25.20	0.78 Q
16	8	1	FRASER Shaune	1988	CAY	0.65	23.39	48.99 25.60	0.80 Q
17	5	4	TRANDAFIR Norbert	1988	ROU	0.66	23.41	49.02 25.61	0.83
18	7	6	di CARLI Marco	1985	GER	0.72	23.54	49.03 25.49	0.84
19	6	2	MAGNINI Filippo	1982	ITA	0.61	24.07	49.18 25.11	0.99
20	6	8	BROWN Adam	1989	GBR	0.74	23.64	49.20 25.56	1.01
21	7	3	MOORE Graeme	1989	RSA	0.70	23.47	49.29 25.82	1.10
22	8	6	DOTTO Luca	1990	ITA	0.70	23.35	49.43 26.08	1.24
23	5	2	VERNER Martin	1980	CZE	0.71	23.59	49.49 25.90	1.30
24	7	1	OLIVEIRA Nicolas	1987	BRA	0.68	24.00	49.51 25.51	1.32
25	8	8	NYSTRAND Stefan	1981	SWE	0.64	23.63	49.55 25.92	1.36
26	5	6	DUNFORD David	1988	KEN	0.70	23.31	49.60 26.29	1.41



Rank	Heat	Lane	Name	Year of Birth	NOC Code	R.T.	50m	Time	Time Behind
27	4	5	GURDAL Kemal Arda	1990	TUR	0.70	24.06	49.71 25.65	1.52
28	5	7	SADAUSKAS Mindaugas	1990	LTU	0.73	23.72	49.78 26.06	1.59
29	5	8	MEICHTRY Dominik	1984	SUI	0.66	23.84	49.95 26.11	1.76
30	4	7	KALNINS Uvis	1993	LAT	0.65	24.39	49.96 25.57	1.77
31	5	1	GKOLOMEEV Kristian	1993	GRE	0.72	23.34	50.08 26.74	1.89
32	4	6	HOCKIN BRUSQUETTI Benjamin	1986	PAR	0.76	24.26	50.12 25.86	1.93
33	4	3	KEBBAB Nabil	1983	ALG	0.70	24.53	50.37 25.84	2.18
34	4	4	TSURKIN Yauhen	1990	BLR	0.62	24.08	50.53 26.45	2.34
35	4	1	MELCONIAN ALVEZ Gabriel	1987	URU	0.66	24.51	50.68 26.17	2.49
36	4	8	WHITEHURST Branden	1989	ISV	0.71	24.19	51.04 26.85	2.85
37	3	4	HOXHA Sidni	1992	ALB	0.69	24.40	51.11 26.71	2.92
38	3	2	AVILA SOTO Kevin	1992	GUA	0.80	25.17	51.44 26.27	3.25
39	3	5	CHETCUTI Andrew	1992	MLT	0.61	24.68	51.67 26.99	3.48
40	3	3	le GRAND Jemal	1994	ARU	0.67	24.77	51.86 27.09	3.67
41	3	7	RUTHERFURD Andrew	1988	BOL	0.68	25.07	52.57 27.50	4.38
42	3	6	BIDARYAN Mohammad	1988	IRI	0.79	24.76	52.93 28.17	4.74
43	2	4	SIMPSON Esau	1990	GRN	0.72	25.58	53.26 27.68	5.07
44	3	8	DUENAS Christopher	1991	GUM	0.75	25.17	53.37 28.20	5.18
45	3	1	KOLOYAN Mikayel	1983	ARM	0.76	25.41	53.82 28.41	5.63
46	2	2	KROVYAKOV Sergey	1991	TKM	0.73	26.15	54.43 28.28	6.24
47	2	3	ELAISA Paul	1994	FIJ	0.63	26.73	54.87 28.14	6.68
48	2	5	ROBERTS Niall	1991	GUY	0.74	26.42	55.66 29.24	7.47
49	2	1	ANDRYEI Tamir	1986	MGL	0.69	26.65	56.37 29.72	8.18
50	2	6	MANGROO Shane	1993	SEY	0.71	26.80	56.46 29.66	8.27
51	2	7	NUNEZ MUNGUIA Yasser	1983	NCA	0.74	27.63	57.11 29.48	8.92
52	1	4	SOUMARE Mamadou	1992	MLI	0.71	27.89	57.32 29.43	9.13
53	1	5	HUSAM Ahmed	1995	MDV	0.68	27.64	57.53 29.89	9.34
54	2	8	HUSSAIN Israr	1986	PAK	0.83	27.35	57.86 30.51	9.67
55	1	6	GHADIYALI Ammaar	1997	TAN	0.74	29.17	1:01.07 31.90	12.88
56	1	3	BINOAGIRA Beni Bertrand	1989	BDI	0.85	30.02	1:04.57 34.55	16.38



Aquatics Centre
Centre Aquatique

TUE 31 JUL 2012
10:00

Swimming


Natation

Men's 100m Freestyle

100 m nage libre - hommes

Heats

Séries



Rank	Heat	Lane	Name	Year of Birth	NOC Code	R.T.	50m	Time	Time Behind
	4	2	BOVELL George Richard	1983	TRI			DNS	
	5	3	LU Zhiwu	1989	CHN			DNS	
	5	5	KOZMA Dominik	1991	HUN			DNS	
	6	6	IZOTOV Danila	1991	RUS			DNS	

LEGEND

DNS Did not start
WR World record

OR Olympic record

Q Qualified for the next phase

R.T. Reaction time



Results

Résultats

EVENT NO. 8

	Record	Splits			Name	NOC Code	Location	Date
WR	1:42.00	24.23	50.12	1:16.30	BIEDERMANN Paul	GER	Rome (ITA)	28 JUL 2009
OR	1:42.96	24.31	50.29	1:16.84	PHELPS Michael	USA	Beijing (CHN)	12 AUG 2008

Rank	Lane	Name	NOC Code	R.T.	50m	100m	150m	Time	Time Behind
1	5	AGNEL Yannick	FRA	0.70	(1) 24.55	(1) 50.64 26.09	(1) 1:17.16 26.52	1:43.14 25.98	
2	3	PARK Taehwan	KOR	0.64	(4) 24.73	(2) 50.80 26.07	(3) 1:17.88 27.08	1:44.93 27.05	1.79
2	4	SUN Yang	CHN	0.73	(6) 24.96	(4) 51.22 26.26	(4) 1:17.93 26.71	1:44.93 27.00	1.79
4	2	LOCHTE Ryan	USA	0.67	(3) 24.72	(3) 51.19 26.47	(2) 1:17.79 26.60	1:45.04 27.25	1.90
5	6	BIEDERMANN Paul	GER	0.77	(8) 25.17	(5) 51.58 26.41	(5) 1:18.56 26.98	1:45.53 26.97	2.39
6	1	RENWICK Robbie	GBR	0.68	(7) 25.06	(8) 51.93 26.87	(6) 1:19.23 27.30	1:46.53 27.30	3.39
7	8	FRASER-HOLMES Thomas	AUS	0.70	(2) 24.65	(7) 51.72 27.07	(8) 1:19.54 27.82	1:46.93 27.39	3.79
8	7	IZOTOV Danila	RUS	0.71	(5) 24.90	(6) 51.60 26.70	(7) 1:19.38 27.78	1:47.75 28.37	4.61

LEGEND			
OR	Olympic record	R.T.	Reaction time
WR	World record		



Aquatics Centre
Centre Aquatique

SUN 29 JUL 2012
19:37

Swimming
Natation
Men's 200m Freestyle
200 m nage libre - hommes
Semifinals
Demi-finales



Results Summary

Synthèse des résultats

EVENT NO. 8

	Record	Splits			Name	NOC Code	Location	Date
WR	1:42.00	24.23	50.12	1:16.30	BIEDERMANN Paul	GER	Rome (ITA)	28 JUL 2009
OR	1:42.96	24.31	50.29	1:16.84	PHELPS Michael	USA	Beijing (CHN)	12 AUG 2008

Rank	Heat	Lane	Name	Year of Birth	NOC Code	R.T.	50m	100m	150m	Time	Time Behind
1	2	4	SUN Yang	1991	CHN	0.79	25.14	52.13	1:19.18	1:45.61	Q
								26.99	27.05	26.43	
2	2	5	AGNEL Yannick	1992	FRA	0.80	25.33	52.48	1:19.38	1:45.84	0.23 Q
								27.15	26.90	26.46	
3	2	3	PARK Taehwan	1989	KOR	0.66	25.08	52.25	1:19.26	1:46.02	0.41 Q
								27.17	27.01	26.76	
4	1	2	BIEDERMANN Paul	1986	GER	0.76	25.30	52.26	1:19.54	1:46.10	0.49 Q
								26.96	27.28	26.56	
5	1	4	LOCHTE Ryan	1984	USA	0.68	25.14	52.60	1:20.08	1:46.31	0.70 Q
								27.46	27.48	26.23	
6	1	5	IZOTOV Danila	1991	RUS	0.79	25.41	52.90	1:20.45	1:46.65	1.04 Q
								27.49	27.55	26.20	
6	1	3	RENWICK Robbie	1988	GBR	0.66	25.29	52.61	1:20.03	1:46.65	1.04 Q
								27.32	27.42	26.62	
8	2	1	FRASER-HOLMES Thomas	1991	AUS	0.68	24.88	52.05	1:19.54	1:46.80	1.19 Q
								27.17	27.49	27.26	
9	1	6	BERENS Ricky	1988	USA	0.69	25.43	53.08	1:20.56	1:46.87	1.26
								27.65	27.48	26.31	
10	2	2	KOZMA Dominik	1991	HUN	0.65	25.36	53.04	1:20.62	1:46.93	1.32
								27.68	27.58	26.31	
11	2	7	VERSCHUREN Sebastiaan	1988	NED	0.69	25.52	52.66	1:20.06	1:46.95	1.34
								27.14	27.40	26.89	
12	1	1	FRASER Brett	1989	CAY	0.64	24.91	52.02	1:19.55	1:47.01	1.40
								27.11	27.53	27.46	
13	2	6	MONK Kenrick	1988	AUS	0.68	25.37	52.76	1:20.44	1:47.38	1.77
								27.39	27.68	26.94	
14	1	7	MALLET Gregory	1984	FRA	0.77	25.04	52.91	1:20.46	1:47.56	1.95
								27.87	27.55	27.10	
15	1	8	MEICHTRY Dominik	1984	SUI	0.65	25.31	52.57	1:20.41	1:48.25	2.64
								27.26	27.84	27.84	
16	2	8	LOBUZOV Artem	1991	RUS	0.63	25.15	52.44	1:20.58	1:48.26	2.65
								27.29	28.14	27.68	

LEGEND			
OR	Olympic record	Q	Qualified for the next phase
		R.T.	Reaction time
		WR	World record



Results Summary

Synthèse des résultats

EVENT NO. 8

	Record	Splits			Name	NOC Code	Location	Date
WR	1:42.00	24.23	50.12	1:16.30	BIEDERMANN Paul	GER	Rome (ITA)	28 JUL 2009
OR	1:42.96	24.31	50.29	1:16.84	PHELPS Michael	USA	Beijing (CHN)	12 AUG 2008

Rank	Heat	Lane	Name	Year of Birth	NOC Code	R.T.	50m	100m	150m	Time	Time Behind
1	5	5	SUN Yang	1991	CHN	0.73	25.20	52.38	1:20.05	1:46.24	Q
2	5	4	LOCHTE Ryan	1984	USA	0.66	25.18	52.54	1:20.13	1:46.45	0.21 Q
3	6	4	AGNEL Yannick	1992	FRA	0.71	25.03	51.90	1:19.37	1:46.60	0.36 Q
4	4	5	IZOTOV Danila	1991	RUS	0.73	25.36	52.39	1:19.92	1:46.61	0.37 Q
5	6	5	PARK Taehwan	1989	KOR	0.65	25.22	52.20	1:19.81	1:46.79	0.55 Q
6	4	2	RENWICK Robbie	1988	GBR	0.65	25.13	52.31	1:19.54	1:46.86	0.62 Q
7	6	2	MONK Kenrick	1988	AUS	0.70	25.13	52.20	1:19.50	1:46.94	0.70 Q
8	5	3	BERENS Ricky	1988	USA	0.71	25.28	52.71	1:20.17	1:47.07	0.83 Q
9	5	7	KOZMA Dominik	1991	HUN	0.64	25.10	52.76	1:20.35	1:47.18	0.94 Q
10	4	4	BIEDERMANN Paul	1986	GER	0.74	25.27	52.44	1:19.90	1:47.27	1.03 Q
11	6	3	VERSCHUREN Sebastiaan	1988	NED	0.71	24.73	51.53	1:19.24	1:47.31	1.07 Q
12	4	3	MALLET Gregory	1984	FRA	0.75	25.13	52.38	1:20.11	1:47.39	1.15 Q
13	6	6	FRASER-HOLMES Thomas	1991	AUS	0.68	25.19	52.37	1:19.86	1:47.50	1.26 Q
14	5	2	FRASER Brett	1989	CAY	0.65	24.92	52.40	1:20.03	1:47.74	1.50 Q
15	6	7	LOBUZOV Artem	1991	RUS	0.65	24.92	51.83	1:19.43	1:47.91	1.67 Q
16	4	6	MEICHTRY Dominik	1984	SUI	0.66	24.92	51.78	1:19.57	1:47.97	1.73 Q
17	3	3	WORSLEY Blake	1987	CAN	0.71	25.78	53.26	1:20.89	1:48.14	1.90
18	6	1	STANLEY Matthew	1992	NZL	0.71	25.42	53.03	1:20.57	1:48.19	1.95
19	4	1	LLOYD Ieuan	1993	GBR	0.74	25.22	52.47	1:19.84	1:48.52	2.28
20	6	8	FRASER Shaune	1988	CAY	0.68	24.96	52.44	1:20.39	1:48.53	2.29
21	3	4	SHAPIRA BAR-OR Nimrod	1989	ISR	0.72	25.70	53.51	1:21.50	1:48.60	2.36
22	3	5	QUINTERO VALERO Cristian	1992	VEN	0.71	25.99	53.54	1:21.54	1:48.71	2.47
23	5	6	LI Yunqi	1993	CHN	0.75	25.78	53.10	1:20.82	1:48.72	2.48
24	4	7	RAPP Clemens	1989	GER	0.79	25.62	53.08	1:20.87	1:48.75	2.51
25	3	7	SURGELOOSE Glenn	1989	BEL	0.70	25.52	53.18	1:20.42	1:48.77	2.53
26	5	8	HOCKIN BRUSQUETTI Benjamin	1986	PAR	0.85	25.22	52.89	1:21.11	1:48.91	2.67



Rank	Heat	Lane	Name	Year of Birth	NOC Code	R.T.	50m	100m	150m	Time	Time Behind
27	3	2	BRANDL David	1987	AUT	0.73	26.30	54.35 28.05	1:21.77 27.42	1:49.00 27.23	2.76
27	5	1	DREESENS Dion	1993	NED	0.76	25.16	52.03 26.87	1:20.02 27.99	1:49.00 28.98	2.76
29	4	8	BELOTTI Marco	1988	ITA	0.69	25.49	53.31 27.82	1:21.04 27.73	1:49.14 28.10	2.90
30	3	6	MATHLOUTHI Ahmed	1989	TUN	0.70	26.02	53.90 27.88	1:21.49 27.59	1:49.68 28.19	3.44
31	2	5	KOSKI Matias	1994	FIN	0.67	25.90	53.45 27.55	1:21.77 28.32	1:49.84 28.07	3.60
32	2	4	SILJEVSKI Radovan	1986	SRB	0.79	26.09	54.21 28.12	1:22.81 28.60	1:51.40 28.59	5.16
33	2	2	MONTOYA Mario	1989	CRC	0.70	26.39	55.09 28.70	1:23.89 28.80	1:51.66 27.77	5.42
34	2	3	JAHNSEN MADICO Sebastian	1990	PER	0.66	26.01	54.36 28.35	1:23.49 29.13	1:52.36 28.87	6.12
34	3	8	VENANCIO Tiago	1987	POR	0.75	25.45	53.49 28.04	1:21.95 28.46	1:52.36 30.41	6.12
36	2	6	LACUNA Jessie	1993	PHI	0.66	26.03	53.82 27.79	1:22.67 28.85	1:52.91 30.24	6.67
37	1	4	SCHWAB ALFARO Nicholas	1990	DOM	0.64	26.82	55.37 28.55	1:24.88 29.51	1:53.41 28.53	7.17
38	2	7	MARTINEZ COLOMER Raul	1988	PUR	0.72	26.50	55.43 28.93	1:24.46 29.03	1:54.23 29.77	7.99
39	1	5	MARQUET Gilles	1994	MRI	0.76	27.95	56.97 29.02	1:27.51 30.54	1:58.91 31.40	12.67
40	1	3	LIM Anderson Chee Wei	1995	BRU	0.68	27.63	57.79 30.16	1:30.07 32.28	2:02.26 32.19	16.02
	3	1	GLAESNER Mads	1988	DEN					DNS	

LEGEND			
DNS	Did not start	OR	Olympic record
WR	World record	Q	Qualified for the next phase
		R.T.	Reaction time



Results
Résultats
EVENT NO. 3

	Record	Splits	Name	NOC Code	Location	Date
WR	3:40.07	54.42	1:51.02	2:47.17	BIEDERMANN Paul	GER Rome (ITA) 26 JUL 2009
OR	3:40.59	52.64	1:48.86	2:45.09	THORPE Ian	AUS Sydney, NSW (AUS) 16 SEP 2000

Rank	Lane	Name	NOC Code	R.T.	Time	Time Behind			
1	4	SUN Yang	CHN	0.73	3:40.14	OR,AS			
		50m (2) 25.83	100m (2) 53.59 27.76	150m (2) 1:21.93 28.34	200m (2) 1:50.52 28.59	250m (2) 2:18.50 27.98	300m (2) 2:46.64 28.14	350m (1) 3:13.74 27.10	26.40
2	6	PARK Taehwan	KOR	0.67	3:42.06	1.92			
		50m (1) 25.57	100m (1) 53.34 27.77	150m (1) 1:21.75 28.41	200m (1) 1:50.20 28.45	250m (1) 2:18.47 28.27	300m (1) 2:46.63 28.16	350m (2) 3:14.64 28.01	27.42
3	5	VANDERKAAY Peter	USA	0.76	3:44.69	4.55			
		50m (7) 26.27	100m (6) 54.72 28.45	150m (6) 1:23.32 28.60	200m (4) 1:51.98 28.66	250m (4) 2:20.12 28.14	300m (4) 2:48.63 28.51	350m (3) 3:16.38 27.75	28.31
4	7	HAO Yun	CHN	0.72	3:46.02	5.88			
		50m (3) 25.88	100m (3) 53.97 28.09	150m (3) 1:22.54 28.57	200m (3) 1:51.22 28.68	250m (3) 2:19.56 28.34	300m (3) 2:48.32 28.76	350m (4) 3:17.14 28.82	28.88
5	3	DWYER Conor	USA	0.68	3:46.39	6.25			
		50m (6) 26.26	100m (5) 54.68 28.42	150m (5) 1:23.22 28.54	200m (6) 1:52.05 28.83	250m (6) 2:20.84 28.79	300m (5) 2:49.49 28.65	350m (5) 3:17.95 28.46	28.44
6	2	KIS Gergo	HUN	0.73	3:47.03	6.89			
		50m (8) 26.66	100m (8) 55.08 28.42	150m (8) 1:23.82 28.74	200m (7) 1:52.86 29.04	250m (7) 2:21.73 28.87	300m (7) 2:50.78 29.05	350m (7) 3:19.38 28.60	27.65
7	8	CARRY David	GBR	0.70	3:48.62	8.48			
		50m (5) 26.16	100m (4) 54.44 28.28	150m (4) 1:23.16 28.72	200m (5) 1:52.01 28.85	250m (5) 2:20.71 28.70	300m (6) 2:49.82 29.11	350m (6) 3:19.14 29.32	29.48
8	1	NAPOLEON Ryan	AUS	0.71	3:49.25	9.11			
		50m (4) 26.06	100m (7) 54.75 28.69	150m (7) 1:23.53 28.78	200m (8) 1:53.20 29.67	250m (8) 2:22.13 28.93	300m (8) 2:51.31 29.18	350m (8) 3:20.51 29.20	28.74

LEGEND	AS Asian record	OR Olympic record	R.T. Reaction time	WR World record
---------------	------------------------	--------------------------	---------------------------	------------------------



Results Summary

Synthèse des résultats

EVENT NO. 3

REVISED
28 JUL 16:29

	Record	Splits		Name		NOC Code	Location	Date
WR	3:40.07	54.42	1:51.02	2:47.17	BIEDERMANN Paul	GER	Rome (ITA)	26 JUL 2009
OR	3:40.59	52.64	1:48.86	2:45.09	THORPE Ian	AUS	Sydney, NSW (AUS)	16 SEP 2000

Rank	Heat	Lane	Name	Year of Birth	NOC Code	R.T.	Time	Time Behind
1	4	4	SUN Yang	1991	CHN	0.89	3:45.07	Q
	50m 26.20	100m 54.54	150m 1:23.46	200m 1:52.50	250m 2:20.86	300m 2:49.69	350m 3:17.38	
		28.34	28.92	29.04	28.36	28.83	27.69	
2	4	5	VANDERKAAY Peter	1984	USA	0.78	3:45.80	0.73 Q
	50m 26.47	100m 54.93	150m 1:23.65	200m 1:52.62	250m 2:21.07	300m 2:49.49	350m 3:17.88	
		28.46	28.72	28.97	28.45	28.42	28.39	
							27.92	
3	4	7	DWYER Conor	1989	USA	0.63	3:46.24	1.17 Q
	50m 26.54	100m 55.23	150m 1:23.58	200m 1:52.31	250m 2:20.92	300m 2:49.42	350m 3:17.99	
		28.69	28.35	28.73	28.61	28.50	28.57	
							28.25	
4	3	4	PARK Taehwan	1989	KOR	0.63	3:46.68	1.61 Q
	50m 25.86	100m 54.14	150m 1:22.98	200m 1:52.05	250m 2:21.04	300m 2:50.01	350m 3:18.56	
		28.28	28.84	29.07	28.99	28.97	28.55	
							28.12	
5	3	2	KIS Gergo	1988	HUN	0.71	3:46.77	1.70 Q
	50m 26.62	100m 54.74	150m 1:23.56	200m 1:52.45	250m 2:21.58	300m 2:50.87	350m 3:19.38	
		28.12	28.82	28.89	29.13	29.29	28.51	
							27.39	
6	4	3	HAO Yun	1995	CHN	0.80	3:46.88	1.81 Q
	50m 26.20	100m 54.89	150m 1:24.00	200m 1:53.19	250m 2:21.87	300m 2:50.45	350m 3:18.75	
		28.69	29.11	29.19	28.68	28.58	28.30	
							28.13	
7	3	5	NAPOLEON Ryan	1990	AUS	0.71	3:47.01	1.94 Q
	50m 25.94	100m 54.34	150m 1:23.05	200m 1:52.10	250m 2:21.24	300m 2:50.16	350m 3:18.83	
		28.40	28.71	29.05	29.14	28.92	28.67	
							28.18	
8	3	6	CARRY David	1981	GBR	0.70	3:47.25	2.18 Q
	50m 25.88	100m 53.97	150m 1:22.76	200m 1:51.83	250m 2:20.60	300m 2:49.44	350m 3:18.52	
		28.09	28.79	29.07	28.77	28.84	29.08	
							28.73	
9	2	5	COCHRANE Ryan	1988	CAN	0.78	3:47.26	2.19
	50m 26.78	100m 55.02	150m 1:23.72	200m 1:52.41	250m 2:21.79	300m 2:50.94	350m 3:19.73	
		28.24	28.70	28.69	29.38	29.15	28.79	
							27.53	
10	4	6	JOENSEN Pal	1990	DEN	0.68	3:47.36	2.29
	50m 26.59	100m 54.85	150m 1:23.59	200m 1:52.54	250m 2:21.08	300m 2:49.82	350m 3:18.43	
		28.26	28.74	28.95	28.54	28.74	28.61	
							28.93	
11	2	3	RENWICK Robbie	1988	GBR	0.67	3:47.44	2.37
	50m 26.05	100m 54.38	150m 1:23.14	200m 1:52.24	250m 2:21.29	300m 2:50.64	350m 3:18.98	
		28.33	28.76	29.10	29.05	29.35	28.34	
							28.46	
12	2	6	GLAESNER Mads	1988	DEN	0.72	3:48.27	3.20
	50m 26.68	100m 55.08	150m 1:23.93	200m 1:52.73	250m 2:21.73	300m 2:50.75	350m 3:20.02	
		28.40	28.85	28.80	29.00	29.02	29.27	
							28.25	
13	2	4	BIEDERMANN Paul	1986	GER	0.83	3:48.50	3.43
	50m 26.32	100m 54.36	150m 1:23.11	200m 1:52.41	250m 2:21.76	300m 2:51.30	350m 3:20.08	
		28.04	28.75	29.30	29.35	29.54	28.78	
							28.42	
14	3	3	McKEON David	1992	AUS	0.75	3:48.57	3.50
	50m 26.11	100m 54.14	150m 1:23.04	200m 1:52.07	250m 2:21.19	300m 2:50.37	350m 3:19.59	
		28.03	28.90	29.03	29.12	29.18	29.22	
							28.98	
15	2	2	STANLEY Matthew	1992	NZL	0.74	3:49.44	4.37
	50m 26.64	100m 55.41	150m 1:24.23	200m 1:53.22	250m 2:22.45	300m 2:51.57	350m 3:20.46	
		28.77	28.82	28.99	29.23	29.12	28.89	
							28.98	
16	4	8	QUINTERO VALERO Cristian	1992	VEN	0.69	3:50.44	5.37
	50m 26.79	100m 55.47	150m 1:24.14	200m 1:53.29	250m 2:22.31	300m 2:51.96	350m 3:21.61	
		28.68	28.67	29.15	29.02	29.65	29.65	
							28.83	
17	3	1	FROLOV Sergii	1992	UKR	0.81	3:50.63	5.56
	50m 26.86	100m 55.25	150m 1:24.12	200m 1:53.41	250m 2:23.04	300m 2:52.20	350m 3:21.64	
		28.39	28.87	29.29	29.63	29.16	29.44	
							28.99	
18	4	2	PIZZETTI Samuel	1986	ITA	0.76	3:50.93	5.86
	50m 26.69	100m 55.18	150m 1:24.57	200m 1:54.00	250m 2:23.45	300m 2:52.95	350m 3:22.47	
		28.49	29.39	29.43	29.45	29.50	29.52	
							28.46	
19	4	1	MEICHTRY Dominik	1984	SUI	0.64	3:51.34	6.27
	50m 26.43	100m 55.21	150m 1:24.43	200m 1:53.91	250m 2:23.07	300m 2:52.39	350m 3:22.23	
		28.78	29.22	29.48	29.16	29.32	29.84	
							29.11	



Rank	Heat	Lane	Name	Year of Birth	NOC Code	R.T.	Time	Time Behind
20	2	7	DEGTYAREV Egor	1992	RUS	0.78	3:52.33	7.26
	50m 26.69	100m 55.10	150m 1:23.49	200m 1:52.45	250m 2:21.82	300m 2:51.56	350m 3:22.14	
		28.41	28.39	28.96	29.37	29.74	30.58	30.19
21	1	4	SAWRYMOWICZ Mateusz	1987	POL	0.76	3:53.33	8.26
	50m 28.21	100m 57.73	150m 1:27.45	200m 1:57.10	250m 2:26.65	300m 2:56.06	350m 3:25.32	
		29.52	29.72	29.65	29.55	29.41	29.26	28.01
22	3	8	KOSKI Matias	1994	FIN	0.67	3:54.96	9.89
	50m 26.07	100m 54.57	150m 1:23.62	200m 1:53.36	250m 2:23.08	300m 2:53.95	350m 3:24.62	
		28.50	29.05	29.74	29.72	30.87	30.67	30.34
23	2	8	MARKOVIC Dorde	1987	SRB	0.75	3:55.35	10.28
	50m 27.11	100m 56.29	150m 1:25.43	200m 1:55.69	250m 2:25.62	300m 2:56.06	350m 3:26.12	
		29.18	29.14	30.26	29.93	30.44	30.06	29.23
24	2	1	PEREYRA Juan Martin	1980	ARG	0.78	3:56.76	11.69
	50m 27.24	100m 56.26	150m 1:26.28	200m 1:56.44	250m 2:26.48	300m 2:56.48	350m 3:26.97	
		29.02	30.02	30.16	30.04	30.00	30.49	29.79
25	3	7	HERMAN Heerden	1990	RSA	0.72	3:57.28	12.21
	50m 26.89	100m 55.71	150m 1:25.48	200m 1:55.72	250m 2:26.36	300m 2:56.80	350m 3:27.21	
		28.82	29.77	30.24	30.64	30.44	30.41	30.07
26	1	5	de ANGULO VELASCO Mateo	1990	COL	0.61	3:57.76	12.69
	50m 27.88	100m 57.91	150m 1:27.94	200m 1:58.13	250m 2:28.33	300m 2:58.86	350m 3:28.77	
		30.03	30.03	30.19	30.20	30.53	29.91	28.99
27	1	6	GEBREL Ahmed	1991	PLE	0.78	4:08.51	23.44
	50m 28.28	100m 58.62	150m 1:29.53	200m 2:01.03	250m 2:32.64	300m 3:04.67	350m 3:36.93	
		30.34	30.91	31.50	31.61	32.03	32.26	31.58
28	1	3	GUTIERREZ CASTRO Allan	1993	HON	0.71	4:09.10	24.03
	50m 28.42	100m 58.65	150m 1:29.52	200m 2:00.68	250m 2:31.82	300m 3:03.79	350m 3:36.20	
		30.23	30.87	31.16	31.14	31.97	32.41	32.90

LEGEND

OR Olympic record Q Qualified for the next phase R.T. Reaction time WR World record

PARK Taehwan (KOR) reinstated after protest.



Results
Résultats
EVENT NO. 30

	Record	Splits		Name	NOC Code	Location	Date
WR	14:34.14	56.25	1:55.06	3:52.73	7:47.45	SUN Yang CHN	Shanghai (CHN) 31 JUL 2011
OR	14:38.92	55.82	1:54.43	3:51.29	7:47.55	HACKETT Grant AUS	Beijing (CHN) 15 AUG 2008

Rank	Lane	Name	NOC Code		R.T.	Time	Time Behind	
1	4	SUN Yang	CHN		0.80	14:31.02	WR,OR,AS	
	50m (3) 27.09	100m (1) 55.80 28.71	150m (1) 1:25.26 29.46	200m (1) 1:54.31 29.05	250m (1) 2:23.66 29.35	300m (1) 2:52.63 28.97	350m (1) 3:22.16 29.53	400m (1) 3:51.50 29.34
	450m (1) 4:20.73 29.23	500m (1) 4:49.62 28.89	550m (1) 5:18.88 29.26	600m (1) 5:48.15 29.27	650m (1) 6:17.40 29.25	700m (1) 6:46.74 29.34	750m (1) 7:16.15 29.41	800m (1) 7:45.45 29.30
	850m (1) 8:14.94 29.49	900m (1) 8:44.32 29.38	950m (1) 9:13.78 29.46	1000m (1) 9:43.10 29.32	1050m (1) 10:12.52 29.42	1100m (1) 10:41.73 29.21	1150m (1) 11:11.27 29.54	1200m (1) 11:40.64 29.37
	1250m (1) 12:09.81 29.17	1300m (1) 12:39.00 29.19	1350m (1) 13:08.39 29.39	1400m (1) 13:37.53 29.14	1450m (1) 14:05.34 27.81			
2	3	COCHRANE Ryan	CAN		0.81	14:39.63	8.61 AM	
	50m (3) 27.15	100m (3) 56.36 29.21	150m (2) 1:25.70 29.34	200m (3) 1:55.18 29.48	250m (3) 2:24.72 29.54	300m (3) 2:54.12 29.40	350m (3) 3:23.69 29.57	400m (3) 3:53.07 29.38
	450m (3) 4:22.43 29.36	500m (3) 4:51.60 29.17	550m (3) 5:21.25 29.65	600m (3) 5:50.84 29.59	650m (3) 6:20.55 29.71	700m (3) 6:50.44 29.89	750m (2) 7:19.67 29.23	800m (2) 7:49.26 29.59
	850m (2) 8:18.92 29.66	900m (2) 8:48.54 29.62	950m (2) 9:18.15 29.61	1000m (2) 9:47.88 29.73	1050m (2) 10:17.26 29.38	1100m (2) 10:46.88 29.62	1150m (2) 11:16.37 29.49	1200m (2) 11:46.23 29.86
	1250m (2) 12:15.47 29.24	1300m (2) 12:45.23 29.76	1350m (2) 13:14.22 28.99	1400m (2) 13:43.70 29.48	1450m (2) 14:12.21 28.51			
3	5	MELLOULI Oussama	TUN		0.86	14:40.31	9.29	
	50m (5) 27.69	100m (4) 56.87 29.18	150m (4) 1:26.73 29.86	200m (4) 1:56.32 29.59	250m (4) 2:26.16 29.84	300m (4) 2:55.61 29.45	350m (4) 3:25.34 29.73	400m (4) 3:54.77 29.43
	450m (4) 4:24.49 29.72	500m (4) 4:54.14 29.65	550m (4) 5:23.80 29.66	600m (4) 5:53.46 29.66	650m (4) 6:23.09 29.63	700m (4) 6:52.62 29.53	750m (4) 7:22.22 29.60	800m (4) 7:51.64 29.42
	850m (4) 8:21.29 29.65	900m (4) 8:50.78 29.49	950m (4) 9:20.41 29.63	1000m (3) 9:49.85 29.44	1050m (3) 10:19.27 29.42	1100m (3) 10:48.73 29.46	1150m (3) 11:18.23 29.50	1200m (3) 11:47.85 29.62
	1250m (3) 12:17.32 29.47	1300m (3) 12:46.47 29.15	1350m (3) 13:15.63 29.16	1400m (3) 13:44.37 28.74	1450m (3) 14:12.66 28.29			
4	7	PARK Taehwan	KOR		0.72	14:50.61	19.59	
	50m (1) 26.71	100m (2) 56.24 29.53	150m (2) 1:25.70 29.46	200m (2) 1:55.00 29.30	250m (2) 2:24.24 29.24	300m (2) 2:53.67 29.43	350m (2) 3:22.79 29.12	400m (2) 3:52.27 29.48
	450m (2) 4:21.75 29.48	500m (2) 4:51.43 29.68	550m (2) 5:20.96 29.53	600m (2) 5:50.76 29.80	650m (2) 6:20.41 29.65	700m (2) 6:50.29 29.88	750m (3) 7:19.99 29.70	800m (3) 7:49.93 29.94
	850m (3) 8:19.85 29.92	900m (3) 8:50.08 30.23	950m (3) 9:20.09 30.01	1000m (4) 9:50.49 30.40	1050m (4) 10:20.59 30.10	1100m (4) 10:51.06 30.47	1150m (4) 11:21.06 30.00	1200m (4) 11:51.53 30.47
	1250m (4) 12:21.75 30.22	1300m (4) 12:52.27 30.52	1350m (4) 13:22.53 30.26	1400m (4) 13:53.06 30.53	1450m (4) 14:23.12 30.06			
5	6	PALTRINIERI Gregorio	ITA		0.83	14:51.92	20.90	
	50m (7) 27.94	100m (5) 57.60 29.66	150m (7) 1:27.77 30.17	200m (5) 1:57.71 29.94	250m (5) 2:27.43 29.72	300m (5) 2:57.63 30.20	350m (5) 3:27.33 29.70	400m (5) 3:57.19 29.86
	450m (5) 4:26.95 29.76	500m (5) 4:56.64 29.69	550m (5) 5:26.23 29.59	600m (5) 5:55.93 29.70	650m (5) 6:25.79 29.86	700m (5) 6:55.82 30.03	750m (5) 7:25.64 29.82	800m (5) 7:55.39 29.75
	850m (5) 8:25.21 29.82	900m (5) 8:55.17 29.96	950m (5) 9:25.06 29.89	1000m (5) 9:54.86 29.80	1050m (5) 10:24.77 29.91	1100m (5) 10:54.71 29.94	1150m (5) 11:24.67 29.96	1200m (5) 11:54.63 29.96
	1250m (5) 12:24.64 30.01	1300m (5) 12:54.47 29.83	1350m (5) 13:24.56 30.09	1400m (5) 13:54.32 29.76	1450m (5) 14:23.90 29.58			
6	1	JAEGER Connor	USA		0.75	14:52.99	21.97	
	50m (6) 27.83	100m (8) 58.19 30.36	150m (8) 1:28.02 29.83	200m (8) 1:58.47 30.45	250m (8) 2:28.39 29.92	300m (8) 2:58.71 30.32	350m (8) 3:28.55 29.84	400m (7) 3:58.75 30.20
	450m (7) 4:28.67 29.92	500m (7) 4:59.15 30.48	550m (7) 5:28.85 29.70	600m (7) 5:58.91 30.06	650m (7) 6:28.60 29.69	700m (7) 6:58.63 30.03	750m (7) 7:28.37 29.74	800m (7) 7:58.42 30.05
	850m (7) 8:28.12 29.70	900m (7) 8:58.04 29.92	950m (7) 9:27.71 29.67	1000m (7) 9:57.62 29.91	1050m (6) 10:27.08 29.46	1100m (6) 10:56.95 29.87	1150m (6) 11:26.53 29.58	1200m (6) 11:56.31 29.78
	1250m (6) 12:25.79 29.48	1300m (6) 12:55.66 29.87	1350m (6) 13:25.44 29.78	1400m (6) 13:55.29 29.85	1450m (6) 14:24.57 29.28			
7	8	SAWRYMOWICZ Mateusz	POL		0.78	14:54.32	23.30	
	50m (8) 27.96	100m (7) 58.08 30.12	150m (6) 1:27.71 29.63	200m (6) 1:57.76 30.05	250m (6) 2:27.64 29.88	300m (6) 2:57.75 30.11	350m (6) 3:27.75 30.00	400m (6) 3:57.83 30.08
	450m (6) 4:27.80 29.97	500m (6) 4:57.90 30.10	550m (6) 5:27.67 29.77	600m (6) 5:57.77 30.10	650m (6) 6:27.65 29.88	700m (6) 6:57.78 30.13	750m (6) 7:27.56 29.78	800m (6) 7:57.73 30.17
	850m (6) 8:27.34 29.61	900m (6) 8:57.36 30.02	950m (6) 9:27.19 29.83	1000m (6) 9:57.39 30.20	1050m (7) 10:27.37 29.98	1100m (7) 10:57.39 30.02	1150m (7) 11:27.16 29.77	1200m (7) 11:57.29 30.13
	1250m (7) 12:27.11 29.82	1300m (7) 12:57.32 30.21	1350m (7) 13:26.81 29.49	1400m (7) 13:56.83 30.02	1450m (7) 14:25.81 28.98			
8	2	FOGG Daniel	GBR		0.76	15:00.76	29.74	
	50m (4) 27.59	100m (6) 57.73 30.14	150m (5) 1:27.53 29.80	200m (7) 1:57.84 30.31	250m (7) 2:28.04 30.20	300m (7) 2:58.41 30.37	350m (7) 3:28.41 30.00	400m (8) 3:58.86 30.45
	450m (8) 4:28.88 30.02	500m (8) 4:59.27 30.39	550m (8) 5:29.34 30.07	600m (8) 5:59.40 30.06	650m (8) 6:29.33 29.93	700m (8) 6:59.56 30.23	750m (8) 7:29.49 29.93	800m (8) 7:59.79 30.30
	850m (8) 8:29.69 29.90	900m (8) 9:00.12 30.43	950m (8) 9:30.30 30.18	1000m (8) 10:00.67 30.37	1050m (8) 10:30.57 29.90	1100m (8) 11:00.85 30.28	1150m (8) 11:31.18 30.33	1200m (8) 12:01.60 30.42
	1250m (8) 12:31.84 30.24	1300m (8) 13:02.38 30.54	1350m (8) 13:32.74 30.36	1400m (8) 14:02.88 30.14	1450m (8) 14:32.39 29.51			

LEGEND	AM Americas record	AS Asian record	OR Olympic record	R.T. Reaction time
	WR World record			



Results Summary

Synthèse des résultats


EVENT NO. 30

	Record	Splits		Name		NOC Code	Location	Date
WR	14:34.14	56.25	1:55.06	3:52.73	7:47.45	SUN Yang	CHN Shanghai (CHN)	31 JUL 2011
OR	14:38.92	55.82	1:54.43	3:51.29	7:47.55	HACKETT Grant	AUS Beijing (CHN)	15 AUG 2008


Rank	Heat	Lane	Name	Year of Birth	NOC Code	R.T.	Time	Time Behind	
1	4	4	SUN Yang	1991	CHN	0.75	14:43.25	Q	
	50m	27.10	100m 56.24	150m 1:25.94	200m 1:55.67	250m 2:25.40	300m 2:54.99	350m 3:24.63	400m 3:54.27
			29.14	29.70	29.73	29.73	29.59	29.64	29.64
	450m	4:23.88	500m 4:53.47	550m 5:23.36	600m 5:53.15	650m 6:22.81	700m 6:52.60	750m 7:22.40	800m 7:52.06
		29.61	29.59	29.89	29.79	29.66	29.79	29.80	29.66
	850m	8:21.63	900m 8:51.03	950m 9:20.57	1000m 9:50.16	1050m 10:19.88	1100m 10:49.58	1150m 11:19.21	1200m 11:48.70
		29.57	29.40	29.54	29.59	29.72	29.70	29.63	29.49
	1250m	12:18.16	1300m 12:47.59	1350m 13:17.22	1400m 13:46.63	1450m 14:15.47			
		29.46	29.43	29.63	29.41	28.84	27.78		
2	4	7	MELLOULI Oussama	1984	TUN	0.88	14:46.23	2.98 Q	
	50m	27.54	100m 57.20	150m 1:26.95	200m 1:56.88	250m 2:26.87	300m 2:56.88	350m 3:26.86	400m 3:56.71
			29.66	29.75	29.93	29.99	30.01	29.98	29.85
	450m	4:26.55	500m 4:56.51	550m 5:26.31	600m 5:56.09	650m 6:25.62	700m 6:55.14	750m 7:24.80	800m 7:54.49
		29.84	29.96	29.80	29.78	29.53	29.52	29.66	29.69
	850m	8:24.31	900m 8:54.06	950m 9:23.51	1000m 9:52.99	1050m 10:22.50	1100m 10:52.15	1150m 11:21.65	1200m 11:51.29
		29.82	29.75	29.45	29.48	29.51	29.65	29.50	29.64
	1250m	12:20.98	1300m 12:50.43	1350m 13:19.97	1400m 13:49.07	1450m 14:17.95			
		29.69	29.45	29.54	29.10	28.88	28.28		
3	3	4	COCHRANE Ryan	1988	CAN	0.78	14:49.31	6.06 Q	
	50m	27.56	100m 56.91	150m 1:26.58	200m 1:55.85	250m 2:25.54	300m 2:55.01	350m 3:24.47	400m 3:54.08
			29.35	29.67	29.27	29.69	29.47	29.46	29.61
	450m	4:23.82	500m 4:53.11	550m 5:22.82	600m 5:52.32	650m 6:22.08	700m 6:51.71	750m 7:21.53	800m 7:51.27
		29.74	29.29	29.71	29.50	29.76	29.63	29.82	29.74
	850m	8:21.02	900m 8:50.79	950m 9:20.58	1000m 9:50.34	1050m 10:20.14	1100m 10:49.89	1150m 11:19.87	1200m 11:49.66
		29.75	29.77	29.79	29.76	29.80	29.75	29.98	29.79
	1250m	12:19.81	1300m 12:50.02	1350m 13:20.21	1400m 13:50.21	1450m 14:20.30			
		30.15	30.21	30.19	30.00	30.09	29.01		
4	2	5	PALTRINIERI Gregorio	1994	ITA	0.78	14:50.11	6.86 Q	
	50m	27.69	100m 57.10	150m 1:26.77	200m 1:56.24	250m 2:26.28	300m 2:55.92	350m 3:25.75	400m 3:55.38
			29.41	29.67	29.47	30.04	29.64	29.83	29.63
	450m	4:25.03	500m 4:54.64	550m 5:24.22	600m 5:53.96	650m 6:23.41	700m 6:53.05	750m 7:22.54	800m 7:52.35
		29.65	29.61	29.58	29.74	29.45	29.64	29.49	29.81
	850m	8:21.89	900m 8:51.71	950m 9:21.56	1000m 9:51.36	1050m 10:21.31	1100m 10:51.18	1150m 11:21.14	1200m 11:50.94
		29.54	29.82	29.85	29.80	29.95	29.87	29.96	29.80
	1250m	12:20.91	1300m 12:50.83	1350m 13:20.92	1400m 13:50.98	1450m 14:21.18			
		29.97	29.92	30.09	30.06	30.20	28.93		
5	2	3	FOGG Daniel	1987	GBR	0.73	14:56.12	12.87 Q	
	50m	27.68	100m 57.44	150m 1:27.19	200m 1:56.89	250m 2:26.81	300m 2:56.83	350m 3:26.81	400m 3:56.90
			29.76	29.75	29.70	29.92	30.02	29.98	30.09
	450m	4:26.85	500m 4:56.89	550m 5:27.16	600m 5:57.50	650m 6:27.36	700m 6:57.51	750m 7:27.33	800m 7:57.64
		29.95	30.04	30.27	30.34	29.86	30.15	29.82	30.31
	850m	8:27.52	900m 8:57.69	950m 9:27.71	1000m 9:58.16	1050m 10:28.38	1100m 10:58.56	1150m 11:28.58	1200m 11:58.72
		29.88	30.17	30.02	30.45	30.22	30.18	30.02	30.14
	1250m	12:28.87	1300m 12:58.84	1350m 13:28.76	1400m 13:58.75	1450m 14:28.20			
		30.15	29.97	29.92	29.99	29.45	27.92		
6	3	5	PARK Taehwan	1989	KOR	0.67	14:56.89	13.64 Q	
	50m	27.40	100m 57.26	150m 1:26.95	200m 1:56.61	250m 2:26.31	300m 2:55.87	350m 3:25.73	400m 3:55.28
			29.86	29.69	29.66	29.70	29.56	29.86	29.55
	450m	4:25.01	500m 4:54.65	550m 5:24.24	600m 5:53.90	650m 6:23.76	700m 6:53.56	750m 7:23.56	800m 7:53.52
		29.73	29.64	29.59	29.66	29.86	29.80	30.00	29.96
	850m	8:23.77	900m 8:54.00	950m 9:24.42	1000m 9:54.82	1050m 10:25.42	1100m 10:56.02	1150m 11:26.81	1200m 11:57.43
		30.25	30.23	30.42	30.40	30.60	30.60	30.79	30.62
	1250m	12:28.22	1300m 12:59.01	1350m 13:29.77	1400m 14:00.65	1450m 14:30.79			
		30.79	30.79	30.76	30.88	30.14	26.10		
7	3	3	JAEGER Connor	1991	USA	0.74	14:57.56	14.31 Q	
	50m	27.87	100m 57.75	150m 1:27.68	200m 1:57.70	250m 2:27.68	300m 2:57.70	350m 3:27.80	400m 3:57.98
			29.88	29.93	30.02	29.98	30.02	30.10	30.18
	450m	4:28.04	500m 4:58.21	550m 5:28.14	600m 5:58.25	650m 6:28.20	700m 6:58.27	750m 7:28.14	800m 7:58.02
		30.06	30.17	29.93	30.11	29.95	30.07	29.87	29.88
	850m	8:27.59	900m 8:57.52	950m 9:27.31	1000m 9:57.17	1050m 10:26.94	1100m 10:56.81	1150m 11:26.91	1200m 11:57.20
		29.57	29.93	29.79	29.86	29.77	29.87	30.10	30.29
	1250m	12:27.61	1300m 12:57.58	1350m 13:27.77	1400m 13:58.18	1450m 14:28.24			
		30.41	29.97	30.19	30.41	30.06	29.32		



Rank	Heat	Lane	Name	Year of Birth	NOC Code	R.T.	Time	Time Behind	
8	2	6	SAWRYMOWICZ Mateusz	1987	POL	0.75	14:57.59	14.34 Q	
	50m	28.23	100m 57.94 29.71	150m 1:27.73 29.79	200m 1:57.47 29.74	250m 2:27.26 29.79	300m 2:57.20 29.94	350m 3:27.02 29.82	400m 3:56.93 29.91
	450m	4:26.77 29.84	500m 4:56.82 30.05	550m 5:26.70 29.88	600m 5:56.87 30.17	650m 6:26.90 30.03	700m 6:57.14 30.24	750m 7:27.09 29.95	800m 7:57.34 30.25
	850m	8:27.39 30.05	900m 8:57.71 30.32	950m 9:27.86 30.15	1000m 9:58.16 30.30	1050m 10:28.38 30.22	1100m 10:58.97 30.59	1150m 11:29.14 30.17	1200m 11:59.52 30.38
	1250m	12:29.38 29.86	1300m 12:59.77 30.39	1350m 13:29.79 30.02	1400m 13:59.69 29.90	1450m 14:29.16 29.47			
9	4	3	GEMMELL Andrew	1991	USA	0.73	14:59.05	15.80	
	50m	28.00	100m 57.94 29.94	150m 1:28.24 30.30	200m 1:58.69 30.45	250m 2:29.22 30.53	300m 2:59.44 30.22	350m 3:29.64 30.20	400m 4:00.02 30.38
	450m	4:30.43 30.41	500m 5:00.74 30.31	550m 5:30.88 30.14	600m 6:01.21 30.33	650m 6:31.55 30.34	700m 7:01.78 30.23	750m 7:31.70 29.92	800m 8:01.82 30.12
	850m	8:31.71 29.89	900m 9:01.62 29.91	950m 9:31.56 29.94	1000m 10:01.57 30.01	1050m 10:31.41 29.84	1100m 11:01.35 29.94	1150m 11:31.29 29.94	1200m 12:01.38 30.09
	1250m	12:31.35 29.97	1300m 13:01.42 30.07	1350m 13:31.55 30.13	1400m 14:01.28 29.73	1450m 14:31.01 29.73			
10	4	1	FROLOV Sergii	1992	UKR	0.83	14:59.19	15.94	
	50m	27.77	100m 57.63 29.86	150m 1:27.75 30.12	200m 1:57.68 29.93	250m 2:27.99 30.31	300m 2:58.26 30.27	350m 3:28.32 30.06	400m 3:58.48 30.16
	450m	4:28.56 30.08	500m 4:58.80 30.24	550m 5:29.02 30.22	600m 5:59.46 30.44	650m 6:29.59 30.13	700m 6:59.93 30.34	750m 7:30.44 30.51	800m 8:00.72 30.28
	850m	8:31.15 30.43	900m 9:01.45 30.30	950m 9:31.57 30.12	1000m 10:01.82 30.25	1050m 10:31.80 29.98	1100m 11:01.95 30.15	1150m 11:31.79 29.84	1200m 12:01.75 29.96
	1250m	12:31.67 29.92	1300m 13:01.75 30.08	1350m 13:31.70 29.95	1400m 14:01.56 29.86	1450m 14:31.04 29.48			
11	4	6	KIENHUIS Job	1989	NED	0.86	15:03.16	19.91	
	50m	27.41	100m 56.76 29.35	150m 1:26.41 29.65	200m 1:56.47 30.06	250m 2:26.61 30.14	300m 2:57.17 30.56	350m 3:27.49 30.32	400m 3:57.80 30.31
	450m	4:28.08 30.28	500m 4:58.54 30.46	550m 5:29.09 30.55	600m 5:59.91 30.82	650m 6:30.18 30.27	700m 7:00.85 30.67	750m 7:31.31 30.46	800m 8:01.35 30.04
	850m	8:31.35 30.00	900m 9:01.96 30.61	950m 9:32.28 30.32	1000m 10:02.20 29.92	1050m 10:32.26 30.06	1100m 11:02.29 30.03	1150m 11:32.75 30.46	1200m 12:03.01 30.26
	1250m	12:33.17 30.16	1300m 13:03.33 30.16	1350m 13:33.38 30.05	1400m 14:03.82 30.44	1450m 14:34.15 30.33			
12	3	7	GYURTA Gergely	1991	HUN	0.75	15:04.22	20.97	
	50m	27.89	100m 58.08 30.19	150m 1:28.14 30.06	200m 1:58.29 30.15	250m 2:28.43 30.14	300m 2:58.99 30.56	350m 3:29.35 30.36	400m 3:59.89 30.54
	450m	4:30.16 30.27	500m 5:00.65 30.49	550m 5:30.83 30.18	600m 6:01.36 30.53	650m 6:31.78 30.42	700m 7:02.20 30.42	750m 7:32.38 30.18	800m 8:02.75 30.37
	850m	8:32.94 30.19	900m 9:03.21 30.27	950m 9:33.41 30.20	1000m 10:03.73 30.32	1050m 10:33.73 30.00	1100m 11:03.92 30.19	1150m 11:33.87 29.95	1200m 12:04.02 30.15
	1250m	12:34.07 30.05	1300m 13:04.39 30.32	1350m 13:34.33 29.94	1400m 14:04.69 30.36	1450m 14:34.90 30.21			
13	2	2	DETTI Gabriele	1994	ITA	0.79	15:06.22	22.97	
	50m	27.81	100m 57.71 29.90	150m 1:27.57 29.86	200m 1:57.72 30.15	250m 2:27.69 29.97	300m 2:57.91 30.22	350m 3:27.89 29.98	400m 3:58.14 30.25
	450m	4:28.09 29.95	500m 4:58.29 30.20	550m 5:28.31 30.02	600m 5:58.62 30.31	650m 6:28.91 30.29	700m 6:59.17 30.26	750m 7:29.44 30.27	800m 7:59.77 30.33
	850m	8:30.01 30.24	900m 9:00.24 30.23	950m 9:30.64 30.40	1000m 10:01.15 30.51	1050m 10:31.63 30.48	1100m 11:02.17 30.54	1150m 11:32.45 30.28	1200m 12:03.11 30.66
	1250m	12:33.43 30.32	1300m 13:04.21 30.78	1350m 13:34.84 30.63	1400m 14:05.87 31.03	1450m 14:36.44 30.57			
14	3	2	JOLY Damien	1992	FRA	0.72	15:08.50	25.25	
	50m	28.01	100m 58.04 30.03	150m 1:28.12 30.08	200m 1:58.28 30.16	250m 2:28.24 29.96	300m 2:58.50 30.26	350m 3:28.53 30.03	400m 3:58.77 30.24
	450m	4:29.01 30.24	500m 4:59.24 30.23	550m 5:29.50 30.26	600m 5:59.84 30.34	650m 6:30.34 30.50	700m 7:00.63 30.29	750m 7:30.95 30.32	800m 8:01.37 30.42
	850m	8:31.89 30.52	900m 9:02.13 30.24	950m 9:32.58 30.45	1000m 10:03.07 30.49	1050m 10:33.86 30.79	1100m 11:04.43 30.57	1150m 11:35.06 30.63	1200m 12:05.60 30.54
	1250m	12:36.34 30.74	1300m 13:07.01 30.67	1350m 13:37.91 30.90	1400m 14:08.73 30.82	1450m 14:39.23 30.50			
15	3	1	DAI Jun	1992	CHN	0.68	15:13.90	30.65	
	50m	27.00	100m 56.21 29.21	150m 1:25.26 29.05	200m 1:54.64 29.38	250m 2:24.37 29.73	300m 2:54.08 29.71	350m 3:24.17 30.09	400m 3:54.31 30.14
	450m	4:24.35 30.04	500m 4:54.82 30.47	550m 5:25.25 30.43	600m 5:56.16 30.91	650m 6:26.88 30.72	700m 6:57.85 30.97	750m 7:28.65 30.80	800m 7:59.59 30.94
	850m	8:30.65 31.06	900m 9:01.74 31.09	950m 9:33.16 31.42	1000m 10:04.36 31.20	1050m 10:35.61 31.25	1100m 11:06.86 31.25	1150m 11:38.23 31.37	1200m 12:09.73 31.50
	1250m	12:40.97 31.24	1300m 13:12.41 31.44	1350m 13:43.63 31.22	1400m 14:14.63 31.00	1450m 14:45.68 31.05			



Rank	Heat	Lane	Name	Year of Birth	NOC Code	R.T.	Time	Time Behind
16	3	6	DAVIES Dave	1985	GBR	0.79	15:14.77	31.52
	50m 27.75	100m 58.01	150m 1:27.95	200m 1:58.09	250m 2:28.52	300m 2:59.12	350m 3:29.56	400m 4:00.10
		30.26	29.94	30.14	30.43	30.60	30.44	30.54
	450m 4:30.31	500m 5:00.92	550m 5:30.97	600m 6:01.53	650m 6:32.09	700m 7:03.00	750m 7:33.40	800m 8:04.47
	30.21	30.61	30.05	30.56	30.56	30.91	30.40	31.07
	850m 8:34.87	900m 9:05.92	950m 9:36.53	1000m 10:07.50	1050m 10:38.16	1100m 11:09.43	1150m 11:40.11	1200m 12:11.14
	30.40	31.05	30.61	30.97	30.66	31.27	30.68	31.03
	1250m 12:42.34	1300m 13:13.52	1350m 13:44.34	1400m 14:15.36	1450m 14:46.00			
	31.20	31.18	30.82	31.02	30.64	28.77		
17	4	5	JOENSEN Pal	1990	DEN	0.67	15:18.42	35.17
	50m 27.24	100m 56.77	150m 1:26.31	200m 1:56.15	250m 2:26.12	300m 2:56.18	350m 3:25.96	400m 3:55.91
		29.53	29.54	29.84	29.97	30.06	29.78	29.95
	450m 4:25.80	500m 4:56.07	550m 5:26.07	600m 5:56.47	650m 6:26.69	700m 6:57.18	750m 7:27.34	800m 7:58.08
	29.89	30.27	30.00	30.40	30.22	30.49	30.16	30.74
	850m 8:28.93	900m 8:59.78	950m 9:30.74	1000m 10:01.92	1050m 10:33.05	1100m 11:04.54	1150m 11:36.26	1200m 12:07.80
	30.85	30.85	30.96	31.18	31.13	31.49	31.72	31.54
	1250m 12:39.55	1300m 13:11.63	1350m 13:43.19	1400m 14:15.02	1450m 14:47.25			
	31.75	32.08	31.56	31.83	32.23	31.17		
18	4	8	POORT Jarrod	1994	AUS	0.72	15:20.82	37.57
	50m 28.27	100m 58.22	150m 1:28.56	200m 1:58.82	250m 2:29.15	300m 2:59.99	350m 3:30.82	400m 4:01.55
		29.95	30.34	30.26	30.33	30.84	30.83	30.73
	450m 4:32.24	500m 5:03.27	550m 5:34.35	600m 6:04.97	650m 6:35.69	700m 7:06.76	750m 7:37.98	800m 8:09.11
	30.69	31.03	31.08	30.62	30.72	31.07	31.22	31.13
	850m 8:40.18	900m 9:11.02	950m 9:42.11	1000m 10:13.32	1050m 10:43.98	1100m 11:15.00	1150m 11:45.52	1200m 12:16.73
	31.07	30.84	31.09	31.21	30.66	31.02	30.52	31.21
	1250m 12:47.69	1300m 13:19.07	1350m 13:50.31	1400m 14:20.99	1450m 14:51.64			
	30.96	31.38	31.24	30.68	30.65	29.18		
19	2	4	KIS Gergo	1988	HUN	0.74	15:21.74	38.49
	50m 27.89	100m 57.45	150m 1:27.27	200m 1:56.87	250m 2:26.75	300m 2:56.56	350m 3:26.69	400m 3:56.52
		29.56	29.82	29.60	29.88	29.81	30.13	29.83
	450m 4:26.54	500m 4:56.71	550m 5:27.58	600m 5:58.35	650m 6:28.76	700m 7:00.24	750m 7:31.69	800m 8:02.85
	30.02	30.17	30.87	30.77	30.41	31.48	31.45	31.16
	850m 8:34.47	900m 9:05.58	950m 9:37.56	1000m 10:09.10	1050m 10:41.00	1100m 11:12.25	1150m 11:44.16	1200m 12:15.31
	31.62	31.11	31.98	31.54	31.90	31.25	31.91	31.15
	1250m 12:47.40	1300m 13:18.76	1350m 13:50.59	1400m 14:22.00	1450m 14:53.42			
	32.09	31.36	31.83	31.41	31.42	28.32		
20	4	2	PANNIER Anthony	1988	FRA	0.79	15:24.08	40.83
	50m 28.04	100m 58.10	150m 1:28.23	200m 1:58.31	250m 2:28.60	300m 2:58.90	350m 3:29.25	400m 3:59.60
		30.06	30.13	30.08	30.29	30.30	30.35	30.35
	450m 4:30.40	500m 5:00.99	550m 5:31.48	600m 6:02.15	650m 6:33.12	700m 7:04.24	750m 7:34.99	800m 8:06.16
	30.80	30.59	30.49	30.67	30.97	31.12	30.75	31.17
	850m 8:37.32	900m 9:08.63	950m 9:40.06	1000m 10:11.39	1050m 10:42.51	1100m 11:13.71	1150m 11:44.95	1200m 12:16.17
	31.16	31.31	31.43	31.33	31.12	31.20	31.24	31.22
	1250m 12:47.53	1300m 13:19.19	1350m 13:50.55	1400m 14:22.04	1450m 14:53.44			
	31.36	31.66	31.36	31.49	31.40	30.64		
21	2	7	HERMAN Heerden	1990	RSA	0.74	15:25.71	42.46
	50m 29.08	100m 59.80	150m 1:30.30	200m 2:00.88	250m 2:31.36	300m 3:01.98	350m 3:32.54	400m 4:03.22
		30.72	30.50	30.58	30.48	30.62	30.56	30.68
	450m 4:33.81	500m 5:04.63	550m 5:35.21	600m 6:06.24	650m 6:37.00	700m 7:07.92	750m 7:38.81	800m 8:09.89
	30.59	30.82	30.58	31.03	30.76	30.92	30.89	31.08
	850m 8:41.11	900m 9:12.46	950m 9:43.49	1000m 10:14.92	1050m 10:45.90	1100m 11:17.13	1150m 11:48.25	1200m 12:19.62
	31.22	31.35	31.03	31.43	30.98	31.23	31.12	31.37
	1250m 12:50.92	1300m 13:22.70	1350m 13:54.36	1400m 14:25.95	1450m 14:56.27			
	31.30	31.78	31.66	31.59	30.32	29.44		
22	1	4	PEREZ VERTTI FERRER Arturo	1991	MEX	0.80	15:25.91	42.66
	50m 28.14	100m 58.32	150m 1:28.36	200m 1:59.14	250m 2:29.49	300m 3:00.33	350m 3:31.12	400m 4:02.12
		30.18	30.04	30.78	30.35	30.84	30.79	31.00
	450m 4:32.81	500m 5:03.85	550m 5:34.68	600m 6:05.74	650m 6:37.01	700m 7:08.43	750m 7:39.39	800m 8:11.17
	30.69	31.04	30.83	31.06	31.27	31.42	30.96	31.78
	850m 8:42.19	900m 9:13.47	950m 9:44.52	1000m 10:15.57	1050m 10:46.36	1100m 11:17.89	1150m 11:49.29	1200m 12:20.00
	31.02	31.28	31.05	31.05	30.79	31.53	31.40	30.71
	1250m 12:50.92	1300m 13:22.31	1350m 13:53.67	1400m 14:25.40	1450m 14:55.89			
	30.92	31.39	31.36	31.73	30.49	30.02		
23	2	8	GOMEZ PEREZ Alejandro	1985	VEN	0.78	15:27.38	44.13
	50m 29.02	100m 59.34	150m 1:29.62	200m 2:00.19	250m 2:30.54	300m 3:01.14	350m 3:31.68	400m 4:02.31
		30.32	30.28	30.57	30.35	30.60	30.54	30.63
	450m 4:33.02	500m 5:03.81	550m 5:34.51	600m 6:05.35	650m 6:36.23	700m 7:07.12	750m 7:38.21	800m 8:09.38
	30.71	30.79	30.70	30.84	30.88	30.89	31.09	31.17
	850m 8:40.70	900m 9:11.76	950m 9:42.97	1000m 10:14.25	1050m 10:45.29	1100m 11:16.35	1150m 11:47.73	1200m 12:18.90
	31.32	31.06	31.21	31.28	31.04	31.06	31.38	31.17
	1250m 12:50.72	1300m 13:22.24	1350m 13:53.81	1400m 14:25.64	1450m 14:57.23			
	31.82	31.52	31.57	31.83	31.59	30.15		



Rank	Heat	Lane	Name	Year of Birth	NOC Code	R.T.	Time	Time Behind
24	1	7	MICKA Jan	1995	CZE	0.77	15:29.34	46.09
	50m 27.90	100m 58.25	150m 1:28.32	200m 1:58.65	250m 2:28.67	300m 2:59.02	350m 3:29.48	400m 4:00.38
		30.35	30.07	30.33	30.02	30.35	30.46	30.90
	450m 4:31.49	500m 5:02.39	550m 5:33.62	600m 6:04.68	650m 6:35.96	700m 7:07.74	750m 7:39.21	800m 8:10.71
	31.11	30.90	31.23	31.06	31.28	31.78	31.47	31.50
	850m 8:41.86	900m 9:13.58	950m 9:45.25	1000m 10:16.78	1050m 10:48.26	1100m 11:20.20	1150m 11:51.64	1200m 12:23.60
	31.15	31.72	31.67	31.53	31.48	31.94	31.44	31.96
	1250m 12:55.16	1300m 13:26.81	1350m 13:58.39	1400m 14:30.61	1450m 15:01.93			
	31.56	31.65	31.58	32.22	31.32	27.41		
25	1	6	McKEE Anton Sveinn	1993	ISL	0.74	15:29.40	46.15
	50m 28.03	100m 58.37	150m 1:28.57	200m 1:59.04	250m 2:29.32	300m 2:59.57	350m 3:30.11	400m 4:00.66
		30.34	30.20	30.47	30.28	30.25	30.54	30.55
	450m 4:31.46	500m 5:02.43	550m 5:33.57	600m 6:04.47	650m 6:35.97	700m 7:07.45	750m 7:39.06	800m 8:10.32
	30.80	30.97	31.14	30.90	31.50	31.48	31.61	31.26
	850m 8:41.98	900m 9:13.30	950m 9:44.90	1000m 10:16.30	1050m 10:48.00	1100m 11:19.34	1150m 11:51.15	1200m 12:22.88
	31.66	31.32	31.60	31.40	31.70	31.34	31.81	31.73
	1250m 12:54.93	1300m 13:26.49	1350m 13:58.62	1400m 14:30.27	1450m 15:01.70			
	32.05	31.56	32.13	31.65	31.43	27.70		
26	1	5	YILDIRIMER Ediz	1993	TUR	0.66	15:29.97	46.72
	50m 28.48	100m 58.77	150m 1:29.74	200m 2:00.82	250m 2:32.05	300m 3:03.01	350m 3:34.34	400m 4:05.41
		30.29	30.97	31.08	31.23	30.96	31.33	31.07
	450m 4:36.83	500m 5:08.27	550m 5:39.89	600m 6:11.42	650m 6:43.08	700m 7:14.65	750m 7:45.99	800m 8:17.42
	31.42	31.44	31.62	31.53	31.66	31.57	31.34	31.43
	850m 8:48.26	900m 9:19.41	950m 9:50.78	1000m 10:21.99	1050m 10:52.89	1100m 11:23.97	1150m 11:55.04	1200m 12:26.43
	30.84	31.15	31.37	31.21	30.90	31.08	31.07	31.39
	1250m 12:57.70	1300m 13:28.74	1350m 13:59.99	1400m 14:31.27	1450m 15:02.10			
	31.27	31.04	31.25	31.28	30.83	27.87		
27	2	1	KOSKI Matias	1994	FIN	0.72	15:34.80	51.55
	50m 27.96	100m 57.64	150m 1:27.84	200m 1:57.86	250m 2:27.99	300m 2:58.50	350m 3:28.84	400m 3:59.74
		29.68	30.20	30.02	30.13	30.51	30.34	30.90
	450m 4:30.33	500m 5:01.45	550m 5:32.63	600m 6:03.99	650m 6:35.28	700m 7:06.77	750m 7:38.45	800m 8:09.79
	30.59	31.12	31.18	31.36	31.29	31.49	31.68	31.34
	850m 8:41.55	900m 9:13.32	950m 9:44.47	1000m 10:17.04	1050m 10:48.88	1100m 11:20.83	1150m 11:52.93	1200m 12:25.33
	31.76	31.77	31.15	32.57	31.84	31.95	32.10	32.40
	1250m 12:57.19	1300m 13:29.15	1350m 14:00.92	1400m 14:32.80	1450m 15:04.19			
	31.86	31.96	31.77	31.88	31.39	30.61		
28	1	3	AYDARSKI Ventsislav	1991	BUL	0.80	15:34.86	51.61
	50m 28.62	100m 59.11	150m 1:29.44	200m 2:00.40	250m 2:31.21	300m 3:02.57	350m 3:33.90	400m 4:05.10
		30.49	30.33	30.96	30.81	31.36	31.33	31.20
	450m 4:36.41	500m 5:07.97	550m 5:39.35	600m 6:10.65	650m 6:42.00	700m 7:13.20	750m 7:44.26	800m 8:15.60
	31.31	31.56	31.38	31.30	31.35	31.20	31.06	31.34
	850m 8:47.13	900m 9:18.21	950m 9:49.61	1000m 10:20.93	1050m 10:52.44	1100m 11:23.82	1150m 11:55.63	1200m 12:26.90
	31.53	31.08	31.40	31.32	31.51	31.38	31.81	31.27
	1250m 12:58.74	1300m 13:30.30	1350m 14:01.74	1400m 14:33.72	1450m 15:05.15			
	31.84	31.56	31.44	31.98	31.43	29.71		
29	3	8	PEREYRA Juan Martin	1980	ARG	0.79	15:36.72	53.47
	50m 28.63	100m 59.57	150m 1:30.48	200m 2:01.57	250m 2:32.36	300m 3:03.31	350m 3:34.02	400m 4:05.14
		30.94	30.91	31.09	30.79	30.95	30.71	31.12
	450m 4:36.02	500m 5:07.16	550m 5:38.23	600m 6:09.39	650m 6:40.58	700m 7:11.83	750m 7:43.00	800m 8:14.28
	30.88	31.14	31.07	31.16	31.19	31.25	31.17	31.28
	850m 8:45.41	900m 9:16.88	950m 9:48.61	1000m 10:20.29	1050m 10:51.85	1100m 11:23.53	1150m 11:55.41	1200m 12:27.22
	31.13	31.47	31.73	31.68	31.56	31.68	31.88	31.81
	1250m 12:58.85	1300m 13:30.48	1350m 14:02.39	1400m 14:34.26	1450m 15:06.11			
	31.63	31.63	31.91	31.87	31.85	30.61		
30	1	2	ZHYHARAU Uladzimir	1992	BLR	0.78	15:48.67	1:05.42
	50m 28.84	100m 59.87	150m 1:30.65	200m 2:01.86	250m 2:32.97	300m 3:04.27	350m 3:35.49	400m 4:06.87
		31.03	30.78	31.21	31.11	31.30	31.22	31.38
	450m 4:37.95	500m 5:09.45	550m 5:40.76	600m 6:12.21	650m 6:43.52	700m 7:15.13	750m 7:46.61	800m 8:18.19
	31.08	31.50	31.31	31.45	31.31	31.61	31.48	31.58
	850m 8:49.82	900m 9:21.88	950m 9:53.75	1000m 10:25.79	1050m 10:58.12	1100m 11:30.65	1150m 12:02.90	1200m 12:35.28
	31.63	32.06	31.87	32.04	32.33	32.53	32.25	32.38
	1250m 13:07.78	1300m 13:40.31	1350m 14:12.77	1400m 14:45.27	1450m 15:17.57			
	32.50	32.53	32.46	32.50	32.30	31.10		
31	1	1	GAGAN ULLALMATH	1992	IND	0.95	16:31.14	1:47.89
	50m 29.36	100m 1:00.72	150m 1:32.66	200m 2:05.18	250m 2:37.77	300m 3:10.76	350m 3:43.93	400m 4:17.26
		31.36	31.94	32.52	32.59	32.99	33.17	33.33
	450m 4:50.46	500m 5:23.93	550m 5:57.18	600m 6:30.91	650m 7:04.11	700m 7:37.50	750m 8:10.78	800m 8:44.32
	33.20	33.47	33.25	33.73	33.20	33.39	33.28	33.54
	850m 9:17.76	900m 9:51.46	950m 10:24.69	1000m 10:58.03	1050m 11:31.51	1100m 12:05.19	1150m 12:38.78	1200m 13:12.31
	33.44	33.70	33.23	33.34	33.48	33.68	33.59	33.53
	1250m 13:45.74	1300m 14:19.24	1350m 14:52.90	1400m 15:26.17	1450m 15:59.40			
	33.43	33.50	33.66	33.27	33.23	31.74		



Aquatics Centre
Centre Aquatique

FRI 3 AUG 2012
10:24

Swimming


Natation

Men's 1500m Freestyle

1 500 m nage libre - hommes

Heats

Séries



Rank	Heat	Lane	Name	Year of Birth	NOC Code	R.T.	Time	Time Behind
------	------	------	------	---------------	----------	------	------	-------------

LEGEND

OR Olympic record

Q Qualified for the next phase

R.T. Reaction time

WR World record



Results
Résultats
EVENT NO. 10

	Record	Split	Name	NOC Code	Location	Date
WR	51.94	25.35	PEIRSOL Aaron	USA	Indianapolis, IN (USA)	8 JUL 2009
OR	52.54	25.65	PEIRSOL Aaron	USA	Beijing (CHN)	12 AUG 2008

Rank	Lane	Name	NOC Code	R.T.	50m	Time	Time Behind
1	4	GREVERS Matthew	USA	0.63	(2) 25.36	52.16 26.80	OR
2	2	THOMAN Nick	USA	0.65	(3) 25.63	52.92 27.29	0.76
3	6	IRIE Ryosuke	JPN	0.57	(6) 25.82	52.97 27.15	0.81
4	5	LACOURT Camille	FRA	0.67	(1) 25.31	53.08 27.77	0.92
5	3	TANCOCK Liam	GBR	0.65	(3) 25.63	53.35 27.72	1.19
6	1	MEEUW Helge	GER	0.62	(8) 25.90	53.48 27.58	1.32
7	8	STOECKEL Hayden	AUS	0.63	(7) 25.85	53.55 27.70	1.39
8	7	CHENG Feiyi	CHN	0.59	(5) 25.71	53.77 28.06	1.61

LEGEND

OR Olympic record **R.T.** Reaction time **WR** World record



Results Summary

Synthèse des résultats

EVENT NO. 10

	Record	Split	Name	NOC Code	Location	Date
WR	51.94	25.35	PEIRSOL Aaron	USA	Indianapolis, IN (USA)	8 JUL 2009
OR	52.54	25.65	PEIRSOL Aaron	USA	Beijing (CHN)	12 AUG 2008

Rank	Heat	Lane	Name	Year of Birth	NOC Code	R.T.	50m	Time	Time Behind
1	2	4	GREVERS Matthew	1985	USA	0.64	25.77	52.66 26.89	Q
2	1	5	LACOURT Camille	1985	FRA	0.70	25.45	53.03 27.58	0.37 Q
3	1	6	TANCOCK Liam	1985	GBR	0.65	25.73	53.25 27.52	0.59 Q
4	2	3	IRIE Ryosuke	1990	JPN	0.58	26.21	53.29 27.08	0.63 Q
5	2	5	THOMAN Nick	1986	USA	0.64	26.05	53.47 27.42	0.81 Q
6	1	4	CHENG Feiyi	1991	CHN	0.62	25.91	53.50 27.59	0.84 Q
7	2	6	MEEUW Helge	1984	GER	0.62	26.09	53.52 27.43	0.86 Q
8	2	2	STOECKEL Hayden	1984	AUS	0.60	25.98	53.74 27.76	1.08 Q
9	1	2	VYATCHANIN Arkady	1984	RUS	0.66	26.17	53.79 27.62	1.13
10	1	3	DRIEBERGEN Nick	1987	NED	0.60	26.20	53.81 27.61	1.15
11	2	7	GLANIA Jan-Philip	1988	GER	0.61	26.17	53.90 27.73	1.24
12	2	8	WILDEBOER FABER Aschwin	1986	ESP	0.59	25.89	53.99 28.10	1.33
13	2	1	KEAN Gareth	1991	NZL	0.57	25.69	54.00 28.31	1.34
14	1	8	GRIGORIADIS Aristeidis	1985	GRE	0.63	26.32	54.20 27.88	1.54
15	1	7	FRANCIS Charles	1988	CAN	0.66	26.34	54.42 28.08	1.76
16	1	1	ARNAMNART Daniel	1989	AUS	0.52	26.23	54.48 28.25	1.82

LEGEND

OR Olympic record **Q** Qualified for the next phase **R.T.** Reaction time **WR** World record



Results Summary

Synthèse des résultats

EVENT NO. 10

	Record	Split	Name	NOC Code	Location	Date
WR	51.94	25.35	PEIRSOL Aaron	USA	Indianapolis, IN (USA)	8 JUL 2009
OR	52.54	25.65	PEIRSOL Aaron	USA	Beijing (CHN)	12 AUG 2008

Rank	Heat	Lane	Name	Year of Birth	NOC Code	R.T.	50m	Time	Time Behind
1	6	4	GREVERS Matthew	1985	USA	0.62	25.57	52.92 27.35	Q
2	6	2	CHENG Feiyi	1991	CHN	0.58	25.60	53.22 27.62	0.30 Q
3	4	4	THOMAN Nick	1986	USA	0.67	26.06	53.48 27.42	0.56 Q
4	5	4	LACOURT Camille	1985	FRA	0.70	25.94	53.51 27.57	0.59 Q
5	6	5	IRIE Ryosuke	1990	JPN	0.58	26.22	53.56 27.34	0.64 Q
6	6	7	DRIEBERGEN Nick	1987	NED	0.62	26.00	53.62 27.62	0.70 Q
7	4	5	MEEUW Helge	1984	GER	0.62	26.17	53.83 27.66	0.91 Q
8	5	5	TANCOCK Liam	1985	GBR	0.63	25.92	53.86 27.94	0.94 Q
9	6	6	STOECKEL Hayden	1984	AUS	0.61	26.00	53.88 27.88	0.96 Q
10	4	2	MOROZOV Vladimir	1992	RUS	0.57	26.25	54.01 27.76	1.09 Q
10	5	2	VYATCHANIN Arkady	1984	RUS	0.69	26.50	54.01 27.51	1.09 Q
12	5	3	GLANIA Jan-Philip	1988	GER	0.62	26.21	54.07 27.86	1.15 Q
13	5	8	FRANCIS Charles	1988	CAN	0.67	26.27	54.08 27.81	1.16 Q
14	6	3	KEAN Gareth	1991	NZL	0.60	26.02	54.26 28.24	1.34 Q
15	6	1	ARNAMNART Daniel	1989	AUS	0.53	26.04	54.28 28.24	1.36 Q
16	4	3	WILDEBOER FABER Aschwin	1986	ESP	0.57	26.28	54.36 28.08	1.44 Q
17	5	6	GRIGORIADIS Aristeidis	1985	GRE	0.59	26.36	54.52 28.16	1.60
18	3	1	SANKOVICH Pavel	1990	BLR	0.65	26.11	54.53 28.42	1.61
19	3	5	di TORA Mirco	1986	ITA	0.61	26.33	54.70 28.37	1.78
20	3	7	WALKER-HEBBORN Chris	1990	GBR	0.62	26.25	54.78 28.53	1.86
21	3	4	HE Jianbin	1993	CHN	0.59	26.15	54.81 28.66	1.89
22	3	3	BOHUS Richard	1993	HUN	0.58	26.42	54.84 28.42	1.92
23	4	6	LIJESEN Bastiaan	1990	NED	0.60	26.44	54.88 28.44	1.96
24	4	1	TOUMARKIN Yakov	1992	ISR	0.70	26.59	54.91 28.32	1.99
25	4	7	RANDO GALVEZ Juan Miguel	1988	ESP	0.60	26.45	54.93 28.48	2.01
26	3	8	SOLLI Lavrans	1992	NOR	0.61	26.67	55.00 28.33	2.08



Rank	Heat	Lane	Name	Year of Birth	NOC Code	R.T.	50m	Time	Time Behind
27	5	1	TARCZYNSKI Marcin	1990	POL	0.67	26.69	55.06 28.37	2.14
28	4	8	ORZECZOWSKI Daniel	1985	BRA	0.60	26.03	55.16 29.13	2.24
29	2	8	BOVELL George Richard	1983	TRI	0.60	26.18	55.22 29.04	2.30
30	3	2	GYDESEN Mathias	1988	DEN	0.61	26.46	55.31 28.85	2.39
31	5	7	STASIULIS Benjamin	1986	FRA	0.67	26.68	55.36 28.68	2.44
32	2	5	PINZON GARCIA Omar	1989	COL	0.59	26.63	55.37 28.74	2.45
32	6	8	CROUS Charl	1990	RSA	0.62	26.41	55.37 28.96	2.45
34	2	1	MEDEL Pedro	1991	CUB	0.64	26.57	55.40 28.83	2.48
35	2	2	ISAKOV Oleksandr	1989	UKR	0.70	26.77	55.43 28.66	2.51
36	2	7	PARK Seonkwan	1991	KOR	0.60	27.01	55.51 28.50	2.59
37	3	6	BELL Daniel	1990	NZL	0.57	26.64	55.53 28.89	2.61
38	2	4	TARABRIN Alexandr	1985	KAZ	0.66	26.90	55.55 28.65	2.63
39	2	6	SUDARTAWA I Gede	1994	INA	0.59	26.94	55.99 29.05	3.07
40	1	4	ALLY Bradley	1986	BAR	0.57	27.49	56.27 28.78	3.35
41	2	3	GRABICH Federico	1990	ARG	0.67	27.04	56.56 29.52	3.64
42	1	5	UNAMBOOWE Heshan	1992	SRI	0.57	28.18	57.94 29.76	5.02
43	1	3	JORDAN Zane	1991	ZAM	0.53	27.75	58.77 31.02	5.85

LEGEND

OR Olympic record

Q Qualified for the next phase

R.T. Reaction time

WR World record



Results
Résultats
EVENT NO. 21

	Record	Splits			Name	NOC Code	Location	Date
WR	1:51.92	26.52	54.90	1:23.30	PEIRSOL Aaron	USA	Rome (ITA)	31 JUL 2009
OR	1:53.94	27.24	55.77	1:25.06	LOCHTE Ryan	USA	Beijing (CHN)	15 AUG 2008

Rank	Lane	Name	NOC Code	R.T.	50m	100m	150m	Time	Time Behind
1	4	CLARY Tyler	USA	0.55	(4) 27.37	(3) 56.01 28.64	(2) 1:24.93 28.92	1:53.41 28.48	OR
2	6	IRIE Ryosuke	JPN	0.59	(2) 27.17	(2) 55.85 28.68	(3) 1:25.04 29.19	1:53.78 28.74	0.37
3	5	LOCHTE Ryan	USA	0.66	(1) 27.14	(1) 55.63 28.49	(1) 1:24.81 29.18	1:53.94 29.13	0.53
4	2	KAWECKI Radoslaw	POL	0.63	(3) 27.25	(5) 56.75 29.50	(4) 1:26.11 29.36	1:55.59 29.48	2.18
4	3	ZHANG Fenglin	CHN	0.63	(5) 27.57	(4) 56.66 29.09	(5) 1:26.28 29.62	1:55.59 29.31	2.18
6	7	WATANABE Kazuki	JPN	0.58	(7) 27.73	(6) 57.31 29.58	(6) 1:27.39 30.08	1:57.03 29.64	3.62
7	8	TOUMARKIN Yakov	ISR	0.73	(8) 27.87	(8) 57.69 29.82	(8) 1:28.12 30.43	1:57.62 29.50	4.21
8	1	LARKIN Mitch	AUS	0.62	(6) 27.59	(7) 57.47 29.88	(7) 1:27.71 30.24	1:58.02 30.31	4.61

LEGEND

OR Olympic record **R.T.** Reaction time **WR** World record



Aquatics Centre
Centre Aquatique

WED 1 AUG 2012
19:49

Swimming
Natation
Men's 200m Backstroke
200 m dos - hommes
Semifinals
Demi-finales



Results Summary

Synthèse des résultats

EVENT NO. 21

	Record	Splits			Name	NOC Code	Location	Date
WR	1:51.92	26.52	54.90	1:23.30	PEIRSOL Aaron	USA	Rome (ITA)	31 JUL 2009
OR	1:53.94	27.24	55.77	1:25.06	LOCHTE Ryan	USA	Beijing (CHN)	15 AUG 2008

Rank	Heat	Lane	Name	Year of Birth	NOC Code	R.T.	50m	100m	150m	Time	Time Behind
1	2	4	CLARY Tyler	1989	USA	0.57	27.36	56.20	1:25.20	1:54.71	Q
								28.84	29.00	29.51	
2	1	4	LOCHTE Ryan	1984	USA	0.67	27.58	56.84	1:27.05	1:55.40	0.69 Q
								29.26	30.21	28.35	
3	2	5	ZHANG Fenglin	1993	CHN	0.64	27.67	56.74	1:26.32	1:55.66	0.95 Q
								29.07	29.58	29.34	
4	1	5	IRIE Ryosuke	1990	JPN	0.57	27.69	57.02	1:27.05	1:55.68	0.97 Q
								29.33	30.03	28.63	
5	1	1	KAWECKI Radoslaw	1991	POL	0.62	27.19	56.35	1:26.55	1:56.74	2.03 Q
								29.16	30.20	30.19	
6	2	1	WATANABE Kazuki	1987	JPN	0.57	27.52	56.92	1:26.84	1:56.81	2.10 Q
								29.40	29.92	29.97	
7	1	2	LARKIN Mitch	1993	AUS	0.62	27.46	57.13	1:27.00	1:56.82	2.11 Q
								29.67	29.87	29.82	
8	1	6	TOUMARKIN Yakov	1992	ISR	0.73	28.02	57.81	1:28.03	1:57.33	2.62 Q
								29.79	30.22	29.30	
9	2	6	DRIEBERGEN Nick	1987	NED	0.64	27.95	57.14	1:27.30	1:57.35	2.64
								29.19	30.16	30.05	
10	1	3	GLANIA Jan-Philip	1988	GER	0.64	27.50	57.24	1:27.44	1:57.43	2.72
								29.74	30.20	29.99	
11	2	3	BALOG Gabor	1990	HUN	0.62	27.29	57.02	1:27.62	1:57.56	2.85
								29.73	30.60	29.94	
12	2	2	BERNEK Peter	1992	HUN	0.66	27.48	57.47	1:27.44	1:57.71	3.00
								29.99	29.97	30.27	
13	1	8	DEUS Leonardo	1991	BRA	0.60	27.53	57.50	1:27.82	1:58.14	3.43
								29.97	30.32	30.32	
14	2	7	ORIWOL Tobias	1985	CAN	0.69	28.58	58.32	1:28.62	1:58.74	4.03
								29.74	30.30	30.12	
15	1	7	LEBHERZ Yannick	1989	GER	0.68	27.60	57.45	1:28.15	1:58.80	4.09
								29.85	30.70	30.65	
16	2	8	PINZON GARCIA Omar	1989	COL	0.59	27.97	58.60	1:29.23	1:58.99	4.28
								30.63	30.63	29.76	

LEGEND

OR Olympic record **Q** Qualified for the next phase **R.T.** Reaction time **WR** World record



Results Summary

Synthèse des résultats

EVENT NO. 21

	Record	Splits		Name	NOC Code	Location	Date
WR	1:51.92	26.52	54.90	1:23.30	PEIRSOL Aaron	USA Rome (ITA)	31 JUL 2009
OR	1:53.94	27.24	55.77	1:25.06	LOCHTE Ryan	USA Beijing (CHN)	15 AUG 2008

Rank	Heat	Lane	Name	Year of Birth	NOC Code	R.T.	50m	100m	150m	Time	Time Behind
1	3	4	CLARY Tyler	1989	USA	0.57	27.57	56.69	1:26.12	1:56.24	Q
								29.12	29.43	30.12	
2	5	4	LOCHTE Ryan	1984	USA	0.65	27.77	57.43	1:28.07	1:56.36	0.12 Q
								29.66	30.64	28.29	
3	5	3	ZHANG Fenglin	1993	CHN	0.67	27.77	57.19	1:27.23	1:56.71	0.47 Q
								29.42	30.04	29.48	
4	4	4	IRIE Ryosuke	1990	JPN	0.56	27.55	57.18	1:27.54	1:56.81	0.57 Q
								29.63	30.36	29.27	
5	2	4	BALOG Gabor	1990	HUN	0.65	27.57	57.23	1:27.15	1:56.98	0.74 Q
								29.66	29.92	29.83	
6	4	5	GLANIA Jan-Philip	1988	GER	0.64	27.72	57.44	1:27.41	1:57.01	0.77 Q
								29.72	29.97	29.60	
7	3	7	DRIEBERGEN Nick	1987	NED	0.64	28.07	57.80	1:27.40	1:57.29	1.05 Q
								29.73	29.60	29.89	
8	5	2	TOUMARKIN Yakov	1992	ISR	0.72	27.81	57.79	1:27.87	1:57.33	1.09 Q
								29.98	30.08	29.46	
9	3	5	BERNEK Peter	1992	HUN	0.69	28.24	57.92	1:27.72	1:57.52	1.28 Q
								29.68	29.80	29.80	
10	4	7	LARKIN Mitch	1993	AUS	0.63	28.08	58.07	1:28.09	1:57.53	1.29 Q
								29.99	30.02	29.44	
11	3	1	ORIWOL Tobias	1985	CAN	0.69	28.17	57.73	1:27.83	1:58.06	1.82 Q
								29.56	30.10	30.23	
12	5	6	LEBHERZ Yannick	1989	GER	0.70	27.78	57.60	1:27.83	1:58.07	1.83 Q
								29.82	30.23	30.24	
13	3	3	WATANABE Kazuki	1987	JPN	0.59	28.00	57.94	1:28.31	1:58.17	1.93 Q
								29.94	30.37	29.86	
14	5	5	KAWECKI Radoslaw	1991	POL	0.63	28.10	57.96	1:28.37	1:58.18	1.94 Q
								29.86	30.41	29.81	
15	4	1	PINZON GARCIA Omar	1989	COL	0.59	27.06	56.50	1:26.66	1:58.20	1.96 Q
								29.44	30.16	31.54	
16	4	2	DEUS Leonardo	1991	BRA	0.57	27.58	57.14	1:27.72	1:58.22	1.98 Q
								29.56	30.58	30.50	
17	3	2	VYATCHANIN Arkady	1984	RUS	0.69	27.73	57.89	1:28.68	1:58.69	2.45
								30.16	30.79	30.01	
18	3	8	LOUGHRAN Marco	1989	GBR	0.61	27.83	57.90	1:28.43	1:58.72	2.48
								30.07	30.53	30.29	
19	5	7	RANFAGNI Sebastiano	1985	ITA	0.82	28.04	58.52	1:29.39	1:58.76	2.52
								30.48	30.87	29.37	
20	2	2	OLIVEIRA Pedro	1988	POR	0.66	28.11	58.08	1:28.72	1:58.83	2.59
								29.97	30.64	30.11	
21	4	8	LAWSON Matson	1992	AUS	0.69	28.21	58.19	1:29.00	1:58.92	2.68
								29.98	30.81	29.92	
22	3	6	WALKER-HEBBORN Chris	1990	GBR	0.69	28.12	58.15	1:28.35	1:59.00	2.76
								30.03	30.20	30.65	
23	5	1	ANCHIN Anton	1990	RUS	0.74	27.94	57.60	1:28.17	1:59.49	3.25
								29.66	30.57	31.32	
24	4	3	STASIULIS Benjamin	1986	FRA	0.67	28.28	58.69	1:29.49	1:59.52	3.28
								30.41	30.80	30.03	
25	2	5	MURRAY Darren	1991	RSA	0.57	27.29	57.12	1:28.52	2:00.01	3.77
								29.83	31.40	31.49	
26	2	3	WILDEBOER FABER Aschwin	1986	ESP	0.63	27.63	57.70	1:28.57	2:00.02	3.78
								30.07	30.87	31.45	



Rank	Heat	Lane	Name	Year of Birth	NOC Code	R.T.	50m	100m	150m	Time	Time Behind
27	2	7	MEDEL Pedro	1991	CUB	0.67	28.10	58.00 29.90	1:29.14 31.14	2:00.05 30.91	3.81
28	5	8	XU Jiayu	1995	CHN	0.59	27.91	58.14 30.23	1:29.30 31.16	2:00.26 30.96	4.02
29	4	6	KEAN Gareth	1991	NZL	0.64	28.06	58.32 30.26	1:29.19 30.87	2:00.54 31.35	4.30
30	2	6	ISAKOV Oleksandr	1989	UKR	0.76	27.67	57.48 29.81	1:28.85 31.37	2:00.78 31.93	4.54
31	2	8	TARABRIN Alexandr	1985	KAZ	0.68	27.81	58.10 30.29	1:29.70 31.60	2:01.22 31.52	4.98
32	2	1	PARK Hyung Joo	1995	KOR	0.58	28.15	58.43 30.28	1:29.46 31.03	2:01.50 32.04	5.26
33	1	5	BUYUKUNCU Derya	1976	TUR	0.61	28.47	58.54 30.07	1:29.69 31.15	2:01.68 31.99	5.44
34	1	4	STOSS Sebastian	1986	AUT	0.75	29.21	59.91 30.70	1:31.40 31.49	2:02.91 31.51	6.67
35	1	3	QUAH Zheng Wen	1996	SIN	0.60	28.69	59.96 31.27	1:32.12 32.16	2:03.45 31.33	7.21

LEGEND				
OR	Olympic record	Q	Qualified for the next phase	R.T. Reaction time
				WR World record



Aquatics Centre
Centre Aquatique

SUN 29 JUL 2012
20:11

Swimming
Natation
Men's 100m Breaststroke
100 m brasse - hommes
Final
Finale



Results

Résultats

EVENT NO. 5

	Record	Split	Name	NOC Code	Location	Date
WR	58.58	27.67	RICKARD Brenton	AUS	Rome (ITA)	27 JUL 2009
OR	58.83	27.47	van der BURGH Cameron	RSA	London (GBR)	28 JUL 2012

Rank	Lane	Name	NOC Code	R.T.	50m	Time	Time Behind
1	4	van der BURGH Cameron	RSA	0.63	(1) 27.07	58.46 31.39	WR,OR,AF
2	6	SPRENGER Christian	AUS	0.67	(2) 27.65	58.93 31.28	0.47
3	8	HANSEN Brendan	USA	0.67	(6) 27.85	59.49 31.64	1.03
4	1	GYURTA Daniel	HUN	0.73	(7) 28.05	59.53 31.48	1.07
5	7	KITAJIMA Kosuke	JPN	0.64	(5) 27.78	59.79 32.01	1.33
6	3	RICKARD Brenton	AUS	0.73	(8) 28.08	59.87 31.79	1.41
7	5	SCOZZOLI Fabio	ITA	0.62	(4) 27.73	59.97 32.24	1.51
8	2	TITENIS Giedrius	LTU	0.74	(3) 27.71	1:00.84 33.13	2.38

LEGEND

AF African record

OR Olympic record

R.T. Reaction time

WR World record



Aquatics Centre
Centre Aquatique

SAT 28 JUL 2012
20:32

Swimming
Natation
Men's 100m Breaststroke
100 m brasse - hommes
Semifinals
Demi-finales



Results Summary

Synthèse des résultats

EVENT NO. 5

	Record	Split	Name	NOC Code	Location	Date
WR	58.58	27.67	RICKARD Brenton	AUS	Rome (ITA)	27 JUL 2009
OR	58.91	28.03	KITAJIMA Kosuke	JPN	Beijing (CHN)	11 AUG 2008

Rank	Heat	Lane	Name	Year of Birth	NOC Code	R.T.	50m	Time	Time Behind
1	1	3	van der BURGH Cameron	1988	RSA	0.65	27.47	58.83 31.36	OR,AF Q
2	1	7	SCOZZOLI Fabio	1988	ITA	0.62	27.72	59.44 31.72	0.61 Q
3	1	1	RICKARD Brenton	1983	AUS	0.73	27.83	59.50 31.67	0.67 Q
4	2	4	SPRENGER Christian	1985	AUS	0.67	27.76	59.61 31.85	0.78 Q
5	2	5	TITENIS Giedrius	1989	LTU	0.73	27.96	59.66 31.70	0.83 Q
6	1	4	KITAJIMA Kosuke	1982	JPN	0.67	28.30	59.69 31.39	0.86 Q
7	1	5	GYURTA Daniel	1989	HUN	0.74	28.29	59.74 31.45	0.91 Q
8	1	2	HANSEN Brendan	1981	USA	0.67	27.96	59.78 31.82	0.95 Q
9	2	2	JAMIESON Michael	1988	GBR	0.78	28.24	59.89 31.65	1.06
10	1	6	TATEISHI Ryo	1989	JPN	0.64	28.29	59.93 31.64	1.10
11	2	7	SHANTEAU Eric	1983	USA	0.71	28.24	59.96 31.72	1.13
12	2	8	SILVA Felipe	1987	BRA	0.70	28.10	1:00.01 31.91	1.18
13	1	8	LIMA Felipe	1985	BRA	0.69	27.95	1:00.08 32.13	1.25
14	2	1	BENSON Craig	1994	GBR	0.79	28.54	1:00.13 31.59	1.30
15	2	3	SNYDERS Glenn	1987	NZL	0.61	27.78	1:00.15 32.37	1.32
16	2	6	DICKENS Scott	1984	CAN	0.70	28.10	1:00.16 32.06	1.33


LEGEND

AF African record
WR World record

OR Olympic record

Q Qualified for the next phase

R.T. Reaction time



Results Summary

Synthèse des résultats

EVENT NO. 5

	Record	Split	Name	NOC Code	Location	Date
WR	58.58	27.67	RICKARD Brenton	AUS	Rome (ITA)	27 JUL 2009
OR	58.91	28.03	KITAJIMA Kosuke	JPN	Beijing (CHN)	11 AUG 2008

Rank	Heat	Lane	Name	Year of Birth	NOC Code	R.T.	50m	Time	Time Behind
1	6	3	SPRENGER Christian	1985	AUS	0.67	27.78	59.62 31.84	Q
2	6	4	KITAJIMA Kosuke	1982	JPN	0.66	28.04	59.63 31.59	0.01 Q
3	6	2	TITENIS Giedrius	1989	LTU	0.72	27.86	59.68 31.82	0.06 Q
4	4	6	GYURTA Daniel	1989	HUN	0.74	28.33	59.76 31.43	0.14 Q
5	5	3	SNYDERS Glenn	1987	NZL	0.63	27.72	59.78 32.06	0.16 Q
6	4	4	van der BURGH Cameron	1988	RSA	0.67	27.29	59.79 32.50	0.17 Q
7	5	2	DICKENS Scott	1984	CAN	0.70	28.04	59.85 31.81	0.23 Q
8	6	5	TATEISHI Ryo	1989	JPN	0.68	28.34	59.86 31.52	0.24 Q
9	5	7	JAMIESON Michael	1988	GBR	0.80	28.37	59.89 31.52	0.27 Q
10	4	5	HANSEN Brendan	1981	USA	0.70	28.25	59.93 31.68	0.31 Q
11	5	6	SHANTEAU Eric	1983	USA	0.70	28.54	59.96 31.42	0.34 Q
12	5	4	SCOZZOLI Fabio	1988	ITA	0.61	28.01	59.99 31.98	0.37 Q
13	4	2	BENSON Craig	1994	GBR	0.73	28.22	1:00.04 31.82	0.42 Q
14	4	3	RICKARD Brenton	1983	AUS	0.71	28.21	1:00.07 31.86	0.45 Q
15	5	5	SILVA Felipe	1987	BRA	0.69	28.08	1:00.38 32.30	0.76 Q
16	6	6	LIMA Felipe	1985	BRA	0.68	28.11	1:00.57 32.46	0.95 Q
17	3	4	PEREZ-DORTONA Giacomo	1989	FRA	0.68	28.29	1:00.59 32.30	0.97
18	5	1	DUGONJIC Damir	1988	SLO	0.78	28.03	1:00.77 32.74	1.15
19	6	1	VOM LEHN Christian	1992	GER	0.72	28.75	1:00.78 32.03	1.16
20	4	7	STEKELENBURG Lennart	1986	NED	0.70	28.66	1:00.96 32.30	1.34
21	6	7	FELDWEHR Hendrik	1986	GER	0.76	28.48	1:01.00 32.52	1.38
22	3	6	SAMILIDIS Panagiotis	1993	GRE	0.70	29.03	1:01.20 32.17	1.58
23	4	1	DYMO Valerii	1985	UKR	0.75	28.66	1:01.27 32.61	1.65
23	5	8	PESCE Mattia	1989	ITA	0.68	28.33	1:01.27 32.94	1.65
25	3	1	ALMEIDA Carlos	1988	POR	0.69	28.94	1:01.40 32.46	1.78
26	2	3	CARNOL Laurent	1989	LUX	0.73	28.96	1:01.46 32.50	1.84



Rank	Heat	Lane	Name	Year of Birth	NOC Code	R.T.	50m	Time	Time Behind
27	6	8	SLUDNOV Roman	1980	RUS	0.78	28.55	1:01.47 32.92	1.85
28	3	3	LI Xiayan	1989	CHN	0.76	28.81	1:01.55 32.74	1.93
29	3	8	LIIVAMAGI Martin	1988	EST	0.70	28.78	1:01.57 32.79	1.95
29	4	8	MURPHY Barry	1985	IRL	0.68	28.37	1:01.57 33.20	1.95
31	2	6	SILADI Caba	1990	SRB	0.72	29.11	1:01.95 32.84	2.33
32	3	5	GANIEL Imri	1992	ISR	0.68	29.31	1:02.07 32.76	2.45
32	3	2	SZULICH Dawid	1990	POL	0.76	28.72	1:02.07 33.35	2.45
34	2	4	POLYAKOV Vladislav	1983	KAZ	0.74	29.06	1:02.15 33.09	2.53
35	2	2	CRESPO Edgar	1989	PAN	0.67	28.75	1:02.18 33.43	2.56
36	2	5	SVEINSSON Jakob Johann	1982	ISL	0.70	29.00	1:02.65 33.65	3.03
37	2	1	FALL Malick	1985	SEN	0.78	28.90	1:02.93 34.03	3.31
37	3	7	AGACHE Dragos	1984	ROU	0.75	28.98	1:02.93 33.95	3.31
39	2	8	ALBARAZI Azad	1988	SYR	0.70	29.35	1:03.48 34.13	3.86
40	2	7	ARTIOMOV Danila	1994	MDA	0.67	29.40	1:03.57 34.17	3.95
41	1	4	FONU Amini	1989	TGA	0.68	29.72	1:03.65 33.93	4.03
42	1	3	AL BESHAR Mubarak	1988	UAE	0.69	30.15	1:05.26 35.11	5.64
43	1	5	PIGOT Diguan	1994	SUR	0.67	30.55	1:05.55 35.00	5.93
44	1	6	KOUBROSLI Wael	1988	LIB	0.75	31.99	1:07.06 35.07	7.44

LEGEND				
OR	Olympic record	Q	Qualified for the next phase	R.T. Reaction time
				WR World record



Aquatics Centre
Centre Aquatique

WED 1 AUG 2012
19:30

Swimming
Natation
Men's 200m Breaststroke
200 m brasse - hommes
Final
Finale



Results

Résultats

EVENT NO. 18

	Record	Splits	Name	NOC Code	Location	Date
WR	2:07.31	28.91	1:01.51	1:34.49	SPRENGER Christian	AUS Rome (ITA) 30 JUL 2009
OR	2:07.64	28.04	1:01.13	1:34.05	KITAJIMA Kosuke	JPN Beijing (CHN) 14 AUG 2008

Rank	Lane	Name	NOC Code	R.T.	50m	100m	150m	Time	Time Behind
1	5	GYURTA Daniel	HUN	0.75	(2) 29.19	(2) 1:01.56 32.37	(1) 1:34.16 32.60	2:07.28	WR,OR,ER
2	4	JAMIESON Michael	GBR	0.78	(3) 29.20	(4) 1:01.92 32.72	(3) 1:34.81 32.89	2:07.43	0.15
3	1	TATEISHI Ryo	JPN	0.64	(5) 29.25	(6) 1:02.27 33.02	(3) 1:34.81 32.54	2:08.29	1.01
4	2	KITAJIMA Kosuke	JPN	0.64	(1) 28.64	(1) 1:01.40 32.76	(2) 1:34.47 33.07	2:08.35	1.07
5	6	WELTZ Scott	USA	0.72	(8) 29.65	(8) 1:03.16 33.51	(8) 1:35.86 32.70	2:09.02	1.74
6	7	BURCKLE Clark	USA	0.68	(7) 29.55	(7) 1:02.43 32.88	(7) 1:35.60 33.17	2:09.25	1.97
7	8	RICKARD Brenton	AUS	0.73	(6) 29.26	(5) 1:02.12 32.86	(6) 1:35.53 33.41	2:09.28	2.00
8	3	WILLIS Andrew	GBR	0.74	(4) 29.21	(3) 1:01.82 32.61	(5) 1:35.03 33.21	2:09.44	2.16

LEGEND

ER European record

OR Olympic record

R.T. Reaction time

WR World record



Results Summary

Synthèse des résultats

EVENT NO. 18

	Record	Splits		Name	NOC Code	Location	Date
WR	2:07.31	28.91	1:01.51	1:34.49	SPRENGER Christian	AUS Rome (ITA)	30 JUL 2009
OR	2:07.64	28.04	1:01.13	1:34.05	KITAJIMA Kosuke	JPN Beijing (CHN)	14 AUG 2008

Rank	Heat	Lane	Name	Year of Birth	NOC Code	R.T.	50m	100m	150m	Time	Time Behind
1	1	4	JAMIESON Michael	1988	GBR	0.82	29.35	1:01.88	1:34.77	2:08.20	Q
								32.53	32.89	33.43	
2	2	4	GYURTA Daniel	1989	HUN	0.73	29.41	1:02.25	1:35.34	2:08.32	0.12 Q
								32.84	33.09	32.98	
3	2	5	WILLIS Andrew	1990	GBR	0.73	29.07	1:01.91	1:35.06	2:08.47	0.27 Q
								32.84	33.15	33.41	
4	2	6	WELTZ Scott	1987	USA	0.72	29.70	1:02.76	1:35.60	2:08.99	0.79 Q
								33.06	32.84	33.39	
5	2	3	KITAJIMA Kosuke	1982	JPN	0.68	29.05	1:01.82	1:35.43	2:09.03	0.83 Q
								32.77	33.61	33.60	
6	1	3	BURCKLE Clark	1988	USA	0.64	29.41	1:02.01	1:35.44	2:09.11	0.91 Q
								32.60	33.43	33.67	
7	1	5	TATEISHI Ryo	1989	JPN	0.64	29.15	1:01.85	1:35.03	2:09.13	0.93 Q
								32.70	33.18	34.10	
8	2	8	RICKARD Brenton	1983	AUS	0.75	29.21	1:02.14	1:35.14	2:09.31	1.11 Q
								32.93	33.00	34.17	
9	1	1	CERDEIRA Tales	1987	BRA	0.67	28.94	1:01.68	1:35.12	2:09.77	1.57
								32.74	33.44	34.65	
10	2	2	SINKEVICH Viatcheslav	1991	RUS	0.70	29.56	1:02.06	1:35.51	2:09.90	1.70
								32.50	33.45	34.39	
11	1	6	TITENIS Giedrius	1989	LTU	0.76	29.33	1:02.11	1:35.48	2:09.95	1.75
								32.78	33.37	34.47	
12	1	8	VOM LEHN Christian	1992	GER	0.74	29.25	1:02.25	1:35.94	2:10.50	2.30
								33.00	33.69	34.56	
13	2	7	KOCH Marco	1990	GER	0.74	29.65	1:03.01	1:36.46	2:10.73	2.53
								33.36	33.45	34.27	
14	1	2	SNYDERS Glenn	1987	NZL	0.65	29.38	1:02.74	1:36.52	2:11.14	2.94
								33.36	33.78	34.62	
15	1	7	CARNOL Laurent	1989	LUX	0.76	29.96	1:03.49	1:37.26	2:11.17	2.97
								33.53	33.77	33.91	
16	2	1	DICKENS Scott	1984	CAN	0.72	29.79	1:03.64	1:37.59	2:11.71	3.51
								33.85	33.95	34.12	

LEGEND

OR Olympic record Q Qualified for the next phase R.T. Reaction time WR World record



Results Summary

Synthèse des résultats

EVENT NO. 18

	Record	Splits	Name	NOC Code	Location	Date
WR	2:07.31	28.91	1:01.51	1:34.49	SPRENGER Christian	AUS Rome (ITA) 30 JUL 2009
OR	2:07.64	28.04	1:01.13	1:34.05	KITAJIMA Kosuke	JPN Beijing (CHN) 14 AUG 2008

Rank	Heat	Lane	Name	Year of Birth	NOC Code	R.T.	50m	100m	150m	Time	Time Behind
1	3	4	GYURTA Daniel	1989	HUN	0.75	29.43	1:02.41	1:35.23	2:08.71	Q
								32.98	32.82	33.48	
2	3	6	JAMIESON Michael	1988	GBR	0.79	29.57	1:02.42	1:35.50	2:08.98	0.27 Q
								32.85	33.08	33.48	
3	5	3	WILLIS Andrew	1990	GBR	0.72	28.90	1:01.64	1:35.30	2:09.33	0.62 Q
								32.74	33.66	34.03	
4	4	4	TATEISHI Ryo	1989	JPN	0.65	29.51	1:02.44	1:35.59	2:09.37	0.66 Q
								32.93	33.15	33.78	
5	5	4	KITAJIMA Kosuke	1982	JPN	0.67	29.18	1:01.94	1:35.64	2:09.43	0.72 Q
								32.76	33.70	33.79	
6	4	3	BURCKLE Clark	1988	USA	0.60	29.48	1:02.52	1:35.79	2:09.55	0.84 Q
								33.04	33.27	33.76	
7	3	5	WELTZ Scott	1987	USA	0.76	29.92	1:03.68	1:36.49	2:09.67	0.96 Q
								33.76	32.81	33.18	
8	5	2	TITENIS Giedrius	1989	LTU	0.75	29.34	1:02.44	1:35.99	2:10.36	1.65 Q
								33.10	33.55	34.37	
9	4	7	SINKEVICH Viatcheslav	1991	RUS	0.68	30.06	1:03.24	1:36.95	2:10.48	1.77 Q
								33.18	33.71	33.53	
10	3	2	SNYDERS Glenn	1987	NZL	0.61	29.46	1:03.04	1:36.78	2:10.55	1.84 Q
								33.58	33.74	33.77	
11	5	5	KOCH Marco	1990	GER	0.75	29.77	1:02.80	1:36.17	2:10.61	1.90 Q
								33.03	33.37	34.44	
12	5	6	CARNOL Laurent	1989	LUX	0.74	29.93	1:03.03	1:36.60	2:10.83	2.12 Q
								33.10	33.57	34.23	
13	2	4	DICKENS Scott	1984	CAN	0.69	29.07	1:01.77	1:35.81	2:10.95	2.24 Q
								32.70	34.04	35.14	
14	4	2	CERDEIRA Tales	1987	BRA	0.71	29.43	1:02.46	1:36.19	2:11.05	2.34 Q
								33.03	33.73	34.86	
15	5	7	RICKARD Brenton	1983	AUS	0.74	29.56	1:02.46	1:36.46	2:11.41	2.70 Q
								32.90	34.00	34.95	
16	4	5	VOM LEHN Christian	1992	GER	0.74	30.37	1:04.04	1:37.70	2:11.66	2.95 Q
								33.67	33.66	33.96	
17	3	8	MATTSSON Matti	1993	FIN	0.73	29.75	1:02.74	1:36.22	2:11.81	3.10
								32.99	33.48	35.59	
18	5	1	STEKELENBURG Lennart	1986	NED	0.70	30.19	1:03.51	1:37.31	2:12.02	3.31
								33.32	33.80	34.71	
19	4	6	BARBOSA Henrique	1984	BRA	0.73	29.83	1:03.33	1:37.13	2:12.05	3.34
								33.50	33.80	34.92	
20	4	1	MOLNAR Akos	1987	HUN	0.75	30.12	1:03.59	1:37.47	2:12.42	3.71
								33.47	33.88	34.95	
21	2	5	KUCZKO Slawomir	1985	POL	0.74	30.08	1:03.42	1:37.69	2:12.51	3.80
								33.34	34.27	34.82	
22	3	1	BORYSIK Igor	1984	UKR	0.78	29.91	1:03.25	1:37.14	2:12.61	3.90
								33.34	33.89	35.47	
23	2	2	KLOBUCNIK Tomas	1990	SVK	0.69	29.94	1:04.03	1:39.07	2:13.40	4.69
								34.09	35.04	34.33	
24	4	8	KAESER Yannick	1992	SUI	0.73	30.14	1:03.85	1:37.90	2:13.49	4.78
								33.71	34.05	35.59	
25	3	7	CHOI Kyuwoong	1990	KOR	0.71	30.31	1:03.88	1:37.87	2:13.57	4.86
								33.57	33.99	35.70	
26	2	3	SCHURR VOIGHT Christian	1984	MEX	0.70	30.07	1:03.77	1:38.29	2:14.16	5.45
								33.70	34.52	35.87	



Aquatics Centre
Centre Aquatique

TUE 31 JUL 2012
10:40

Swimming
Natation
Men's 200m Breaststroke
200 m brasse - hommes
Heats
Séries



Rank	Heat	Lane	Name	Year of Birth	NOC Code	R.T.	50m	100m	150m	Time	Time Behind
27	3	3	SAMILIDIS Panagiotis	1993	GRE	0.70	29.76	1:03.18 33.42	1:38.27 35.09	2:14.82 36.55	6.11
28	1	4	BOLKVADZE Irakli	1994	GEO	0.75	30.71	1:04.99 34.28	1:40.03 35.04	2:15.86 35.83	7.15
29	2	7	MATE Hunor	1983	AUT	0.71	31.13	1:05.51 34.38	1:40.65 35.14	2:15.98 35.33	7.27
30	2	6	KETIN Nuttapong	1992	THA	0.82	30.60	1:04.57 33.97	1:40.15 35.58	2:16.07 35.92	7.36
31	2	1	SVEINSSON Jakob Johann	1982	ISL	0.72	30.22	1:05.19 34.97	1:40.29 35.10	2:16.72 36.43	8.01
32	1	5	ALEKSANDROV Dmitrii	1992	KGZ	0.74	31.66	1:06.35 34.69	1:41.75 35.40	2:17.92 36.17	9.21
33	5	8	CHEN Cheng	1992	CHN	0.73	30.13	1:04.66 34.53	1:41.18 36.52	2:19.83 38.65	11.12
	1	3	RAMANANTSOA Tsilavina	1992	MAD	0.66	33.23	1:11.76 38.53		DSQ	

LEGEND

DSQ Disqualified
WR World record

OR Olympic record

Q Qualified for the next phase

R.T. Reaction time



Results
Résultats
EVENT NO. 27

	Record	Split	Name	NOC Code	Location	Date
WR	49.82	23.36	PHELPS Michael	USA	Rome (ITA)	1 AUG 2009
OR	50.58	24.04	PHELPS Michael	USA	Beijing (CHN)	16 AUG 2008

Rank	Lane	Name	NOC Code	R.T.	50m	Time	Time Behind
1	4	PHELPS Michael	USA	0.73	(7) 24.35	51.21 26.86	
2	5	le CLOS Chad	RSA	0.72	(8) 24.45	51.44 26.99	0.23
2	8	KOROTYSHKIN Evgeny	RUS	0.68	(4) 24.08	51.44 27.36	0.23
4	6	CAVIC Milorad	SRB	0.74	(1) 23.57	51.81 28.24	0.60
4	7	DEIBLER Steffen	GER	0.67	(2) 23.80	51.81 28.01	0.60
6	2	VERLINDEN Joeri	NED	0.71	(6) 24.29	51.82 27.53	0.61
7	3	McGILL Tyler	USA	0.61	(5) 24.17	51.88 27.71	0.67
8	1	CZERNIAK Konrad	POL	0.77	(3) 23.91	52.05 28.14	0.84

LEGEND

OR Olympic record **R.T.** Reaction time **WR** World record



Results Summary

Synthèse des résultats

EVENT NO. 27

	Record	Split	Name	NOC Code	Location	Date
WR	49.82	23.36	PHELPS Michael	USA	Rome (ITA)	1 AUG 2009
OR	50.58	24.04	PHELPS Michael	USA	Beijing (CHN)	16 AUG 2008

Rank	Heat	Lane	Name	Year of Birth	NOC Code	R.T.	50m	Time	Time Behind
1	1	4	PHELPS Michael	1985	USA	0.71	24.20	50.86 26.66	Q
2	2	4	le CLOS Chad	1992	RSA	0.72	24.35	51.42 27.07	0.56 Q
3	2	6	McGILL Tyler	1987	USA	0.60	23.90	51.61 27.71	0.75 Q
4	2	3	CAVIC Milorad	1984	SRB	0.73	23.56	51.66 28.10	0.80 Q
5	2	2	VERLINDEN Joeri	1988	NED	0.71	24.36	51.75 27.39	0.89 Q
6	1	3	DEIBLER Steffen	1987	GER	0.68	23.69	51.76 28.07	0.90 Q
7	1	5	CZERNIAK Konrad	1989	POL	0.77	24.20	51.78 27.58	0.92 Q
8	2	5	KOROTYSHKIN Evgeny	1983	RUS	0.65	24.02	51.85 27.83	0.99 Q
9	2	1	JUKIC Dinko	1989	AUT	0.70	24.47	51.99 27.52	1.13
10	2	7	SKVORTSOV Nikolay	1984	RUS	0.72	24.46	52.03 27.57	1.17
11	1	2	WRIGHT Chris	1988	AUS	0.72	24.69	52.11 27.42	1.25
12	2	8	DUNFORD Jason	1986	KEN	0.67	23.82	52.16 28.34	1.30
13	1	6	ZHOU Jiawei	1983	CHN	0.72	24.62	52.30 27.68	1.44
14	1	8	STARKE Benjamin	1986	GER	0.80	24.10	52.40 28.30	1.54
14	1	7	PULAI Bence	1991	HUN	0.68	24.40	52.40 28.00	1.54
16	1	1	HEERSBRANDT Francois	1989	BEL	0.76	24.57	52.71 28.14	1.85


LEGEND

OR Olympic record

Q Qualified for the next phase

R.T. Reaction time

WR World record



Results Summary

Synthèse des résultats

EVENT NO. 27

	Record	Split	Name	NOC Code	Location	Date
WR	49.82	23.36	PHELPS Michael	USA	Rome (ITA)	1 AUG 2009
OR	50.58	24.04	PHELPS Michael	USA	Beijing (CHN)	16 AUG 2008

Rank	Heat	Lane	Name	Year of Birth	NOC Code	R.T.	50m	Time	Time Behind
1	5	7	le CLOS Chad	1992	RSA	0.72	24.38	51.54 27.16	Q
2	6	4	PHELPS Michael	1985	USA	0.70	24.58	51.72 27.14	0.18 Q
3	4	3	KOROTYSHKIN Evgeny	1983	RUS	0.73	24.24	51.84 27.60	0.30 Q
4	5	4	CZERNIAK Konrad	1989	POL	0.76	24.44	51.85 27.41	0.31 Q
5	6	5	CAVIC Milorad	1984	SRB	0.75	23.70	51.90 28.20	0.36 Q
6	5	6	DEIBLER Steffen	1987	GER	0.69	24.02	51.92 27.90	0.38 Q
7	4	4	McGILL Tyler	1987	USA	0.62	23.91	51.95 28.04	0.41 Q
8	4	7	ZHOU Jiawei	1983	CHN	0.71	24.39	52.06 27.67	0.52 Q
9	6	6	VERLINDEN Joeri	1988	NED	0.71	24.46	52.07 27.61	0.53 Q
10	6	3	WRIGHT Chris	1988	AUS	0.69	24.39	52.11 27.72	0.57 Q
11	6	2	SKVORTSOV Nikolay	1984	RUS	0.71	24.49	52.12 27.63	0.58 Q
12	3	6	PULAI Bence	1991	HUN	0.68	24.31	52.19 27.88	0.65 Q
13	3	7	JUKIC Dinko	1989	AUT	0.70	24.65	52.22 27.57	0.68 Q
13	6	1	HEERSBRANDT Francois	1989	BEL	0.69	24.12	52.22 28.10	0.68 Q
15	5	5	DUNFORD Jason	1986	KEN	0.69	23.56	52.23 28.67	0.69 Q
16	4	5	STARKE Benjamin	1986	GER	0.75	24.14	52.36 28.22	0.82 ?
16	6	8	MATSUDA Takeshi	1984	JPN	0.68	24.56	52.36 27.80	0.82 ?
18	5	1	LENDER Ivan	1990	SRB	0.70	24.13	52.40 28.27	0.86
19	3	5	MANKOC Peter	1978	SLO	0.66	24.44	52.44 28.00	0.90
20	4	1	FROLANDER Lars	1975	SWE	0.66	24.41	52.47 28.06	0.93
21	5	3	FUJII Takuro	1985	JPN	0.64	24.75	52.49 27.74	0.95
22	4	8	RIVOLTA Matteo	1991	ITA	0.70	24.58	52.50 27.92	0.96
23	5	2	HADLER Jayden	1993	AUS	0.63	24.80	52.52 27.72	0.98
24	4	6	ROCK Michael	1987	GBR	0.64	24.13	52.56 28.43	1.02
25	3	2	PINI Ryan	1981	PNG	0.70	24.21	52.68 28.47	1.14
26	3	4	CHANG Gyucheol	1992	KOR	0.64	24.67	52.69 28.02	1.15



Rank	Heat	Lane	Name	Year of Birth	NOC Code	R.T.	50m	Time	Time Behind
27	3	1	BARTOCH Joe	1983	CAN	0.67	24.24	53.09 28.85	1.55
28	4	2	ALMEIDA Kaio	1984	BRA	0.65	24.60	53.14 28.54	1.60
29	5	8	SUBIRATS ALTES Albert	1986	VEN	0.70	24.48	53.18 28.70	1.64
30	3	3	LEFERT Clement	1987	FRA	0.64	24.36	53.22 28.86	1.68
31	6	7	JAMES Antony	1989	GBR	0.65	24.54	53.25 28.71	1.71
32	3	8	MORGADO Simao	1979	POR	0.63	24.30	53.26 28.96	1.72
33	2	7	MEICHTRY Dominik	1984	SUI	0.65	24.84	53.40 28.56	1.86
34	2	4	SANKOVICH Pavel	1990	BLR	0.79	24.94	53.47 28.53	1.93
35	2	5	SCHOOLING Joseph	1995	SIN	0.66	25.53	53.63 28.10	2.09
36	2	3	HOCKIN BRUSQUETTI Benjamin	1986	PAR	0.80	24.78	53.65 28.87	2.11
37	2	1	BELL Daniel	1990	NZL	0.64	24.74	53.76 29.02	2.22
38	2	8	LAZUKA Yevgeniy	1989	AZE	0.72	24.61	53.86 29.25	2.32
39	2	6	JANUSAITIS Vytautas	1981	LTU	0.76	25.41	54.17 28.76	2.63
40	2	2	DIMITRIADIS Stefanos	1989	GRE	0.79	25.44	54.20 28.76	2.66
41	1	4	SOFYAN El-Gadi	1992	LBA	0.71	26.33	56.99 30.66	5.45
42	1	5	AL-AZZAWI Mohanad Ahmed Dheyaa	1996	IRQ	0.81	28.60	1:00.71 32.11	9.17
43	1	3	ALIBABA Khalid	1996	BRN	0.67	30.02	1:04.05 34.03	12.51

LEGEND

OR Olympic record
? Involved in swim-off

Q Qualified for the next phase

R.T. Reaction time

WR World record



Results

Résultats

EVENT NO. 14

	Record	Splits			Name	NOC Code	Location	Date
WR	1:51.51	24.76	52.88	1:21.93	PHELPS Michael	USA	Rome (ITA)	29 JUL 2009
OR	1:52.03	25.36	53.53	1:22.75	PHELPS Michael	USA	Beijing (CHN)	13 AUG 2008

Rank	Lane	Name	NOC Code	R.T.	50m	100m	150m	Time	Time Behind
1	5	le CLOS Chad	RSA	0.72	(2) 25.27	(2) 54.06 28.79	(3) 1:23.76 29.70	1:52.96	AF
2	6	PHELPS Michael	USA	0.69	(1) 25.18	(1) 53.70 28.52	(1) 1:23.18 29.48	1:53.01	0.05
3	4	MATSUDA Takeshi	JPN	0.63	(3) 25.36	(4) 54.18 28.82	(2) 1:23.56 29.38	1:53.21	0.25
4	7	JUKIC Dinko	AUT	0.69	(7) 25.92	(5) 55.12 29.20	(5) 1:24.57 29.45	1:54.35	1.39
5	2	CLARY Tyler	USA	0.64	(8) 26.06	(7) 55.16 29.10	(7) 1:25.04 29.88	1:55.06	2.10
6	8	STJEPANOVIC Velimir	SRB	0.63	(4) 25.40	(3) 54.16 28.76	(4) 1:24.08 29.92	1:55.07	2.11
7	1	KORZENIOWSKI Pawel	POL	0.74	(6) 25.91	(6) 55.15 29.24	(6) 1:24.99 29.84	1:55.08	2.12
8	3	CHEN Yin	CHN	0.63	(5) 25.78	(8) 55.31 29.53	(8) 1:25.85 30.54	1:55.18	2.22

LEGEND

AF African record **OR** Olympic record **R.T.** Reaction time **WR** World record



Results Summary

Synthèse des résultats

EVENT NO. 14

	Record	Splits			Name	NOC Code	Location	Date
WR	1:51.51	24.76	52.88	1:21.93	PHELPS Michael	USA	Rome (ITA)	29 JUL 2009
OR	1:52.03	25.36	53.53	1:22.75	PHELPS Michael	USA	Beijing (CHN)	13 AUG 2008

Rank	Heat	Lane	Name	Year of Birth	NOC Code	R.T.	50m	100m	150m	Time	Time Behind
1	1	6	MATSUDA Takeshi	1984	JPN	0.67	25.65	54.84	1:24.40	1:54.25	Q
								29.19	29.56	29.85	
2	1	5	le CLOS Chad	1992	RSA	0.72	25.59	54.93	1:24.63	1:54.34	0.09 AF
								29.34	29.70	29.71	Q
3	1	3	CHEN Yin	1986	CHN	0.65	25.57	54.81	1:24.76	1:54.43	0.18 Q
								29.24	29.95	29.67	
4	2	3	PHELPS Michael	1985	USA	0.70	25.74	55.08	1:25.04	1:54.53	0.28 Q
								29.34	29.96	29.49	
5	1	4	CLARY Tyler	1989	USA	0.64	25.70	54.74	1:24.45	1:54.93	0.68 Q
								29.04	29.71	30.48	
6	2	4	JUKIC Dinko	1989	AUT	0.69	26.13	55.92	1:25.49	1:54.95	0.70 Q
								29.79	29.57	29.46	
7	2	7	KORZENIOWSKI Pawel	1985	POL	0.70	26.11	55.38	1:25.25	1:55.04	0.79 Q
								29.27	29.87	29.79	
8	2	5	STJEPANOVIC Velimir	1993	SRB	0.63	25.66	54.71	1:24.81	1:55.13	0.88 Q
								29.05	30.10	30.32	
9	2	1	BICZO Bence	1993	HUN	0.68	25.53	54.43	1:24.59	1:55.36	1.11
								28.90	30.16	30.77	
10	2	6	KANEDA Kazuya	1987	JPN	0.61	26.33	55.40	1:25.79	1:55.56	1.31
								29.07	30.39	29.77	
11	1	2	WU Peng	1987	CHN	0.69	25.59	54.85	1:25.04	1:55.65	1.40
								29.26	30.19	30.61	
12	2	2	CSEH Laszlo	1985	HUN	0.76	25.87	55.44	1:24.92	1:55.88	1.63
								29.57	29.48	30.96	
13	1	7	D'ARCY Nick	1987	AUS	0.69	25.75	55.59	1:25.57	1:56.07	1.82
								29.84	29.98	30.50	
14	2	8	SKVORTSOV Nikolay	1984	RUS	0.73	25.99	55.44	1:25.79	1:56.53	2.28
								29.45	30.35	30.74	
15	1	8	DRYMONAKOS Ioannis	1984	GRE	0.71	26.48	56.46	1:27.04	1:58.05	3.80
								29.98	30.58	31.01	
16	1	1	WRIGHT Chris	1988	AUS	0.69	25.54	55.45	1:26.54	1:58.56	4.31
								29.91	31.09	32.02	

LEGEND			
AF	African record	OR	Olympic record
WR	World record	Q	Qualified for the next phase
		R.T.	Reaction time




Results Summary

Synthèse des résultats

EVENT NO. 14


	Record	Splits			Name	NOC Code	Location	Date
WR	1:51.51	24.76	52.88	1:21.93	PHELPS Michael	USA	Rome (ITA)	29 JUL 2009
OR	1:52.03	25.36	53.53	1:22.75	PHELPS Michael	USA	Beijing (CHN)	13 AUG 2008

Rank	Heat	Lane	Name	Year of Birth	NOC Code	R.T.	50m	100m	150m	Time	Time Behind
1	5	3	JUKIC Dinko	1989	AUT	0.70	26.36	55.55	1:25.61	1:54.79	Q
								29.19	30.06	29.18	
2	5	6	CLARY Tyler	1989	USA	0.65	25.87	54.82	1:24.42	1:54.96	0.17 Q
								28.95	29.60	30.54	
3	3	7	STJEPANOVIC Velimir	1993	SRB	0.65	25.63	54.26	1:24.38	1:54.99	0.20 Q
								28.63	30.12	30.61	
4	3	3	le CLOS Chad	1992	RSA	0.71	25.71	55.27	1:25.09	1:55.23	0.44 Q
								29.56	29.82	30.14	
5	5	4	PHELPS Michael	1985	USA	0.67	25.50	54.80	1:25.12	1:55.53	0.74 Q
								29.30	30.32	30.41	
6	3	5	CHEN Yin	1986	CHN	0.66	26.03	55.53	1:26.00	1:55.60	0.81 Q
								29.50	30.47	29.60	
7	3	6	KANEDA Kazuya	1987	JPN	0.61	26.22	54.97	1:24.97	1:55.70	0.91 Q
								28.75	30.00	30.73	
8	4	4	MATSUDA Takeshi	1984	JPN	0.65	25.54	54.79	1:24.99	1:55.81	1.02 Q
								29.25	30.20	30.82	
9	4	3	CSEH Laszlo	1985	HUN	0.77	25.83	55.36	1:25.61	1:55.86	1.07 Q
								29.53	30.25	30.25	
10	3	4	WU Peng	1987	CHN	0.73	25.87	55.62	1:25.77	1:55.88	1.09 Q
								29.75	30.15	30.11	
11	5	2	KORZENIOWSKI Pawel	1985	POL	0.71	26.07	55.47	1:25.68	1:56.09	1.30 Q
								29.40	30.21	30.41	
12	5	5	D'ARCY Nick	1987	AUS	0.73	25.78	55.19	1:25.22	1:56.25	1.46 Q
								29.41	30.03	31.03	
13	4	5	BICZO Bence	1993	HUN	0.70	25.95	55.03	1:25.64	1:56.51	1.72 Q
								29.08	30.61	30.87	
14	5	1	WRIGHT Chris	1988	AUS	0.69	25.51	55.44	1:26.21	1:56.69	1.90 Q
								29.93	30.77	30.48	
15	4	1	SKVORTSOV Nikolay	1984	RUS	0.72	25.83	55.66	1:25.93	1:56.76	1.97 Q
								29.83	30.27	30.83	
16	3	1	DRYMONAKOS Ioannis	1984	GRE	0.70	26.25	56.26	1:26.46	1:56.97	2.18 Q
								30.01	30.20	30.51	
17	3	2	ROEBUCK Joe	1985	GBR	0.76	26.18	56.31	1:26.75	1:56.99	2.20
								30.13	30.44	30.24	
17	4	6	ALMEIDA Kaio	1984	BRA	0.63	25.67	55.09	1:25.57	1:56.99	2.20
								29.42	30.48	31.42	
19	4	7	CIESLAK Marcin	1992	POL	0.68	26.50	56.56	1:26.95	1:57.07	2.28
								30.06	30.39	30.12	
20	5	7	PAVONI Roberto	1991	GBR	0.70	26.36	56.37	1:26.75	1:57.55	2.76
								30.01	30.38	30.80	
21	4	2	DEUS Leonardo	1991	BRA	0.65	25.59	55.11	1:25.98	1:58.03	3.24
								29.52	30.87	32.05	
22	2	3	OLIVEIRA Pedro	1988	POR	0.75	26.65	56.57	1:27.26	1:58.45	3.66
								29.92	30.69	31.19	
23	4	8	DIMITRIADIS Stefanos	1989	GRE	0.77	26.13	56.63	1:26.95	1:58.79	4.00
								30.50	30.32	31.84	
24	3	8	ZBOGAR Robert	1989	SLO	0.68	25.86	55.19	1:26.39	1:58.99	4.20
								29.33	31.20	32.60	
25	2	8	FIOL VILLANUEVA Mauricio	1994	PER	0.66	25.98	56.36	1:27.44	1:59.02	4.23
								30.38	31.08	31.58	
26	5	8	SCHOOLING Joseph	1995	SIN	0.66	26.54	56.29	1:27.26	1:59.18	4.39
								29.75	30.97	31.92	



Rank	Heat	Lane	Name	Year of Birth	NOC Code	R.T.	50m	100m	150m	Time	Time Behind
27	2	1	LAVADO MORA Marcos	1991	VEN	0.69	26.76	57.07 30.31	1:28.30 31.23	1:59.31 31.01	4.52
28	2	2	CHUYEV Ilyya	1984	UKR	0.70	26.73	57.46 30.73	1:28.06 30.60	1:59.65 31.59	4.86
29	2	5	COCI Alexandru	1989	ROU	0.72	26.57	56.19 29.62	1:27.18 30.99	1:59.67 32.49	4.88
30	2	7	HSU Chi-Chieh	1988	TPE	0.71	27.05	57.81 30.76	1:28.65 30.84	1:59.81 31.16	5.02
31	2	6	SHARPE David	1990	CAN	0.71	26.60	56.28 29.68	1:27.56 31.28	1:59.87 32.31	5.08
32	1	4	NEVO Gal	1987	ISR	0.65	27.52	58.36 30.84	1:29.66 31.30	1:59.98 30.32	5.19
33	2	4	LIESS Alexandre	1991	SUI	0.77	26.34	56.29 29.95	1:28.02 31.73	2:00.13 32.11	5.34
34	1	3	PINZON GARCIA Omar	1989	COL	0.63	26.97	57.94 30.97	1:29.80 31.86	2:02.32 32.52	7.53
35	1	6	CASTILLO Diego	1991	PAN	0.80	27.22	58.50 31.28	1:31.21 32.71	2:04.72 33.51	9.93
36	1	5	ALASKARI Yousef	1994	KUW	0.69	27.11	58.26 31.15	1:30.29 32.03	2:05.41 35.12	10.62
37	1	2	HACIANE CONSTANTIN Hocine	1986	AND	0.80	28.05	59.73 31.68	1:32.35 32.62	2:06.37 34.02	11.58

LEGEND				
OR	Olympic record	Q	Qualified for the next phase	R.T. Reaction time
				WR World record



Results

Résultats

EVENT NO. 23

	Record	Splits			Name	NOC Code	Location	Date
WR	1:54.00	24.89	53.48	1:26.51	LOCHTE Ryan	USA	Shanghai (CHN)	28 JUL 2011
OR	1:54.23	24.59	53.40	1:26.90	PHELPS Michael	USA	Beijing (CHN)	15 AUG 2008

Rank	Lane	Name	NOC Code	R.T.	50m	100m	150m	Time	Time Behind
1	3	PHELPS Michael	USA	0.68	(1) 24.63	(1) 53.26 28.63	(1) 1:26.59 33.33	1:54.27 27.68	
2	4	LOCHTE Ryan	USA	0.66	(2) 24.79	(3) 53.89 29.10	(3) 1:27.37 33.48	1:54.90 27.53	0.63
3	5	CSEH Laszlo	HUN	0.76	(3) 25.03	(5) 54.85 29.82	(4) 1:27.96 33.11	1:56.22 28.26	1.95
4	6	PEREIRA Thiago	BRA	0.65	(6) 25.20	(2) 53.59 28.39	(2) 1:27.29 33.70	1:56.74 29.45	2.47
5	2	HAGINO Kosuke	JPN	0.70	(8) 25.83	(6) 54.96 29.13	(6) 1:29.28 34.32	1:57.35 28.07	3.08
6	7	TAKAKUWA Ken	JPN	0.59	(7) 25.49	(7) 55.33 29.84	(8) 1:29.80 34.47	1:58.53 28.73	4.26
7	1	GODDARD James	GBR	0.67	(5) 25.16	(4) 54.23 29.07	(5) 1:29.03 34.80	1:59.05 30.02	4.78
8	8	DEIBLER Markus	GER	0.71	(3) 25.03	(8) 55.93 30.90	(7) 1:29.55 33.62	1:59.10 29.55	4.83

LEGEND			
OR	Olympic record	R.T.	Reaction time
WR	World record		



Results Summary

Synthèse des résultats

EVENT NO. 23

	Record	Splits			Name	NOC Code	Location	Date
WR	1:54.00	24.89	53.48	1:26.51	LOCHTE Ryan	USA	Shanghai (CHN)	28 JUL 2011
OR	1:54.23	24.59	53.40	1:26.90	PHELPS Michael	USA	Beijing (CHN)	15 AUG 2008

Rank	Heat	Lane	Name	Year of Birth	NOC Code	R.T.	50m	100m	150m	Time	Time Behind
1	1	4	LOCHTE Ryan	1984	USA	0.75	25.30	54.52	1:28.00	1:56.13	Q
								29.22	33.48	28.13	
2	2	4	CSEH Laszlo	1985	HUN	0.76	24.88	54.00	1:27.71	1:56.74	0.61 Q
								29.12	33.71	29.03	
3	1	5	PHELPS Michael	1985	USA	0.72	25.12	54.46	1:28.31	1:57.11	0.98 Q
								29.34	33.85	28.80	
4	2	3	PEREIRA Thiago	1986	BRA	0.67	25.22	54.03	1:27.81	1:57.45	1.32 Q
								28.81	33.78	29.64	
5	2	5	HAGINO Kosuke	1994	JPN	0.71	25.96	55.37	1:29.85	1:57.95	1.82 Q
								29.41	34.48	28.10	
6	2	2	TAKAKUWA Ken	1985	JPN	0.61	25.31	55.22	1:29.31	1:58.31	2.18 Q
								29.91	34.09	29.00	
7	1	3	GODDARD James	1983	GBR	0.69	25.41	54.64	1:29.35	1:58.49	2.36 Q
								29.23	34.71	29.14	
7	2	7	le CLOS Chad	1992	RSA	0.74	24.97	55.07	1:30.87	1:58.49	2.36 Q
								30.10	35.80	27.62	
9	2	6	DEIBLER Markus	1990	GER	0.73	25.38	55.63	1:29.72	1:58.88	2.75
								30.25	34.09	29.16	
10	1	7	NEVO Gal	1987	ISR	0.64	26.10	56.84	1:30.37	1:59.17	3.04
								30.74	33.53	28.80	
11	2	8	ROEBUCK Joe	1985	GBR	0.71	25.49	56.48	1:31.02	1:59.57	3.44
								30.99	34.54	28.55	
12	1	2	RODRIGUES Henrique	1991	BRA	0.71	25.34	54.84	1:30.00	1:59.58	3.45
								29.50	35.16	29.58	
13	1	1	JANUSAITIS Vytautas	1981	LTU	0.73	25.79	56.36	1:31.18	2:00.13	4.00
								30.57	34.82	28.95	
14	2	1	TRANTER Daniel	1992	AUS	0.71	25.48	56.61	1:30.99	2:00.46	4.33
								31.13	34.38	29.47	
15	1	8	FORD Andrew	1989	CAN	0.65	26.05	56.32	1:31.75	2:01.58	5.45
								30.27	35.43	29.83	
	1	6	ROGAN Markus	1982	AUT	0.72	25.91	55.49		DSQ	
								29.58			

LEGEND

DSQ Disqualified
WR World record

OR Olympic record

Q Qualified for the next phase

R.T. Reaction time



Results Summary

Synthèse des résultats

EVENT NO. 23

	Record	Splits		Name	NOC Code	Location	Date	
WR	1:54.00	24.89	53.48	1:26.51	LOCHTE Ryan	USA	Shanghai (CHN)	28 JUL 2011
OR	1:54.23	24.59	53.40	1:26.90	PHELPS Michael	USA	Beijing (CHN)	15 AUG 2008

Rank	Heat	Lane	Name	Year of Birth	NOC Code	R.T.	50m	100m	150m	Time	Time Behind
1	3	4	CSEH Laszlo	1985	HUN	0.77	25.04	54.10	1:28.57	1:57.20	Q
								29.06	34.47	28.63	
2	5	4	LOCHTE Ryan	1984	USA	0.65	25.60	55.80	1:29.63	1:58.03	0.83 Q
								30.20	33.83	28.40	
3	4	3	HAGINO Kosuke	1994	JPN	0.70	26.35	56.07	1:30.48	1:58.22	1.02 Q
								29.72	34.41	27.74	
4	4	4	PHELPS Michael	1985	USA	0.74	25.82	55.30	1:29.97	1:58.24	1.04 Q
								29.48	34.67	28.27	
5	5	5	PEREIRA Thiago	1986	BRA	0.66	25.54	54.88	1:28.99	1:58.31	1.11 Q
								29.34	34.11	29.32	
6	3	5	GODDARD James	1983	GBR	0.68	25.25	54.35	1:28.97	1:58.56	1.36 Q
								29.10	34.62	29.59	
7	5	3	DEIBLER Markus	1990	GER	0.70	25.23	55.92	1:29.62	1:58.61	1.41 Q
								30.69	33.70	28.99	
8	4	5	ROGAN Markus	1982	AUT	0.80	25.93	55.59	1:29.92	1:58.66	1.46 Q
								29.66	34.33	28.74	
9	4	6	TAKAKUWA Ken	1985	JPN	0.61	25.74	55.69	1:29.85	1:58.82	1.62 Q
								29.95	34.16	28.97	
10	5	7	RODRIGUES Henrique	1991	BRA	0.72	25.39	54.77	1:30.16	1:59.37	2.17 Q
								29.38	35.39	29.21	
11	3	2	le CLOS Chad	1992	RSA	0.74	24.89	54.94	1:31.18	1:59.45	2.25 Q
								30.05	36.24	28.27	
12	5	8	NEVO Gal	1987	ISR	0.64	26.05	56.90	1:30.53	1:59.56	2.36 Q
								30.85	33.63	29.03	
13	5	6	TRANTER Daniel	1992	AUS	0.66	25.28	56.07	1:30.05	1:59.70	2.50 Q
								30.79	33.98	29.65	
14	5	1	JANUSAITIS Vytautas	1981	LTU	0.74	25.80	55.73	1:30.49	1:59.84	2.64 Q
								29.93	34.76	29.35	
15	3	3	ROEBUCK Joe	1985	GBR	0.76	25.49	56.27	1:31.02	2:00.04	2.84 Q
								30.78	34.75	29.02	
16	2	6	FORD Andrew	1989	CAN	0.64	25.82	55.71	1:30.86	2:00.28	3.08 Q
								29.89	35.15	29.42	
17	2	3	STACCHIOTTI Raphael	1992	LUX	0.61	25.73	56.20	1:31.39	2:00.38	3.18
								30.47	35.19	28.99	
18	3	1	CARVALHO Diogo	1988	POR	0.68	25.84	56.89	1:31.26	2:00.40	3.20
								31.05	34.37	29.14	
19	3	8	CIESLAK Marcin	1992	POL	0.71	25.53	55.76	1:31.11	2:00.45	3.25
								30.23	35.35	29.34	
20	4	8	TURRINI Federico	1987	ITA	0.74	25.89	56.01	1:31.29	2:00.63	3.43
								30.12	35.28	29.34	
21	3	7	TOWNSEND Darian	1984	RSA	0.71	25.64	56.49	1:32.29	2:00.67	3.47
								30.85	35.80	28.38	
22	2	4	ALLY Bradley	1986	BAR	0.74	26.08	56.67	1:31.63	2:00.85	3.65
								30.59	34.96	29.22	
22	3	6	WANG Shun	1994	CHN	0.68	25.66	56.86	1:32.34	2:00.85	3.65
								31.20	35.48	28.51	
24	2	5	TIKHONOV Alexander	1988	RUS	0.71	26.28	56.40	1:32.03	2:01.00	3.80
								30.12	35.63	28.97	
25	2	7	LIIVAMAGI Martin	1988	EST	0.75	26.00	57.32	1:31.58	2:01.09	3.89
								31.32	34.26	29.51	
26	2	1	VAZAIOS Andreas	1994	GRE	0.74	26.40	56.81	1:32.24	2:01.23	4.03
								30.41	35.43	28.99	



Rank	Heat	Lane	Name	Year of Birth	NOC Code	R.T.	50m	100m	150m	Time	Time Behind
27	4	2	HEINTZ Philip	1991	GER	0.70	25.21	57.30 32.09	1:33.63 36.33	2:01.32 27.69	4.12
28	2	8	KARASEK David	1987	SUI	0.73	26.33	58.02 31.69	1:32.27 34.25	2:01.35 29.08	4.15
29	2	2	MRABET Taki	1989	TUN	0.69	25.89	56.94 31.05	1:32.11 35.17	2:01.41 29.30	4.21
30	4	1	WU Peng	1987	CHN	0.72	25.62	56.31 30.69	1:32.30 35.99	2:01.43 29.13	4.23
31	4	7	HADLER Jayden	1993	AUS	0.64	25.36	56.55 31.19	1:31.71 35.16	2:01.54 29.83	4.34
32	1	5	JUNG Wonyong	1992	KOR	0.72	26.69	58.09 31.40	1:34.03 35.94	2:03.33 29.30	6.13
33	1	4	SHEMBEREV Maksym	1993	UKR	0.82	26.78	58.83 32.05	1:34.18 35.35	2:03.40 29.22	6.20
34	1	3	KETIN Nuttapong	1992	THA	0.79	26.54	59.28 32.74	1:34.14 34.86	2:03.91 29.77	6.71
35	5	2	VERRASZTO David	1988	HUN	0.76	26.49	58.08 31.59	1:34.12 36.04	2:04.53 30.41	7.33
36	1	6	HAJDER Ensar	1991	BIH	0.73	26.53	59.37 32.84	1:36.46 37.09	2:05.70 29.24	8.50

LEGEND

OR Olympic record

Q Qualified for the next phase

R.T. Reaction time

WR World record



Results

Résultats

EVENT NO. 1

	Record	Splits	Name	NOC Code	Location	Date
WR	4:03.84	54.92 1:56.49	3:07.05 PHELPS Michael	USA	Beijing (CHN)	10 AUG 2008
OR	4:03.84	54.92 1:56.49	3:07.05 PHELPS Michael	USA	Beijing (CHN)	10 AUG 2008

Rank	Lane	Name	NOC Code	R.T.	Time	Time Behind		
1	3	LOCHTE Ryan	USA	0.65	4:05.18			
50m (2)	25.62	100m (1) 55.02 29.40	150m (1) 1:26.19 31.17	200m (1) 1:56.86 30.67	250m (1) 2:31.04 34.18	300m (1) 3:06.53 35.49	350m (1) 3:36.08 29.55	29.10
2	6	PEREIRA Thiago	BRA	0.67	4:08.86	3.68		
50m (4)	26.29	100m (5) 56.76 30.47	150m (4) 1:28.39 31.63	200m (5) 2:00.61 32.22	250m (2) 2:33.98 33.37	300m (2) 3:09.16 35.18	350m (2) 3:39.52 30.36	29.34
3	4	HAGINO Kosuke	JPN	0.68	4:08.94	3.76 AS		
50m (6)	26.66	100m (6) 56.77 30.11	150m (5) 1:28.44 31.67	200m (2) 1:59.18 30.74	250m (4) 2:34.77 35.59	300m (3) 3:10.74 35.97	350m (3) 3:40.42 29.68	28.52
4	8	PHELPS Michael	USA	0.71	4:09.28	4.10		
50m (3)	25.68	100m (2) 55.35 29.67	150m (2) 1:27.49 32.14	200m (3) 1:59.41 31.92	250m (3) 2:34.48 35.07	300m (4) 3:10.96 36.48	350m (4) 3:40.84 29.88	28.44
5	5	le CLOS Chad	RSA	0.76	4:12.42	7.24		
50m (1)	25.58	100m (3) 55.48 29.90	150m (3) 1:28.26 32.78	200m (4) 2:00.32 32.06	250m (5) 2:36.69 36.37	300m (5) 3:13.27 36.58	350m (5) 3:43.14 29.87	29.28
6	1	HORIHATA Yuya	JPN	0.69	4:13.30	8.12		
50m (7)	27.09	100m (7) 57.68 30.59	150m (7) 1:29.99 32.31	200m (8) 2:02.35 32.36	250m (8) 2:38.85 36.50	300m (8) 3:15.72 36.87	350m (7) 3:45.43 29.71	27.87
7	2	FRASER-HOLMES Thomas	AUS	0.69	4:13.49	8.31		
50m (5)	26.44	100m (4) 56.75 30.31	150m (6) 1:29.72 32.97	200m (6) 2:02.00 32.28	250m (7) 2:38.49 36.49	300m (7) 3:15.36 36.87	350m (6) 3:45.14 29.78	28.35
8	7	MARIN Luca	ITA	0.73	4:14.89	9.71		
50m (8)	27.66	100m (8) 58.92 31.26	150m (8) 1:31.16 32.24	200m (7) 2:02.07 30.91	250m (6) 2:38.09 36.02	300m (6) 3:14.77 36.68	350m (8) 3:45.64 30.87	29.25

LEGEND

AS Asian record

OR Olympic record

R.T. Reaction time

WR World record



Aquatics Centre
Centre Aquatique

SAT 28 JUL 2012
10:00

Swimming

Natation

Men's 400m Individual Medley

400 m quatre nages individuel - hommes

Heats

Séries




Results Summary

Synthèse des résultats

EVENT NO. 1

	Record		Splits		Name	NOC Code	Location	Date
WR	4:03.84	54.92	1:56.49	3:07.05	PHELPS Michael	USA	Beijing (CHN)	10 AUG 2008
OR	4:03.84	54.92	1:56.49	3:07.05	PHELPS Michael	USA	Beijing (CHN)	10 AUG 2008

Rank	Heat	Lane	Name	Year of Birth	NOC Code	R.T.	Time	Time Behind
1	3	4	HAGINO Kosuke	1994	JPN	0.71	4:10.01	AS
	50m 26.91	100m 57.61	150m 1:28.74	200m 1:59.44	250m 2:34.67	300m 3:10.59	350m 3:40.83	Q
		30.70	31.13	30.70	35.23	35.92	30.24	29.18
2	5	2	le CLOS Chad	1992	RSA	0.76	4:12.24	2.23 Q
	50m 25.80	100m 55.81	150m 1:28.21	200m 2:00.07	250m 2:36.53	300m 3:12.98	350m 3:43.07	
		30.01	32.40	31.86	36.46	36.45	30.09	29.17
3	5	4	LOCHTE Ryan	1984	USA	0.69	4:12.35	2.34 Q
	50m 25.98	100m 55.73	150m 1:27.67	200m 1:59.28	250m 2:34.78	300m 3:11.11	350m 3:41.95	
		29.75	31.94	31.61	35.50	36.33	30.84	30.40
4	3	6	PEREIRA Thiago	1986	BRA	0.68	4:12.39	2.38 Q
	50m 26.21	100m 56.97	150m 1:28.64	200m 2:00.04	250m 2:34.82	300m 3:10.96	350m 3:42.24	
		30.76	31.67	31.40	34.78	36.14	31.28	30.15
5	5	3	FRASER-HOLMES Thomas	1991	AUS	0.70	4:12.66	2.65 Q
	50m 26.54	100m 57.16	150m 1:29.81	200m 2:01.46	250m 2:38.02	300m 3:14.46	350m 3:44.20	
		30.62	32.65	31.65	36.56	36.44	29.74	28.46
6	5	6	MARIN Luca	1986	ITA	0.76	4:13.02	3.01 Q
	50m 27.70	100m 58.69	150m 1:30.77	200m 2:01.92	250m 2:37.78	300m 3:13.80	350m 3:44.51	
		30.99	32.08	31.15	35.86	36.02	30.71	28.51
7	5	5	HORIHATA Yuya	1990	JPN	0.71	4:13.09	3.08 Q
	50m 27.04	100m 57.14	150m 1:28.71	200m 2:00.45	250m 2:36.69	300m 3:13.44	350m 3:43.86	
		30.10	31.57	31.74	36.24	36.75	30.42	29.23
8	4	4	PHELPS Michael	1985	USA	0.74	4:13.33	3.32 Q
	50m 25.88	100m 54.89	150m 1:26.98	200m 1:59.20	250m 2:35.45	300m 3:12.60	350m 3:43.49	
		29.01	32.09	32.22	36.25	37.15	30.89	29.84
9	4	5	CSEH Laszlo	1985	HUN	0.78	4:13.40	3.39
	50m 26.15	100m 55.99	150m 1:27.98	200m 1:59.41	250m 2:35.15	300m 3:11.96	350m 3:43.22	
		29.84	31.99	31.43	35.74	36.81	31.26	30.18
10	3	1	NEVO Gal	1987	ISR	0.65	4:14.77	4.76
	50m 26.91	100m 57.68	150m 1:30.79	200m 2:02.99	250m 2:38.41	300m 3:14.65	350m 3:44.90	
		30.77	33.11	32.20	35.42	36.24	30.25	29.87
11	4	2	LEBHERZ Yannick	1989	GER	0.82	4:15.41	5.40
	50m 26.45	100m 57.03	150m 1:29.81	200m 2:00.93	250m 2:38.12	300m 3:15.90	350m 3:46.63	
		30.58	32.78	31.12	37.19	37.78	30.73	28.78
12	3	3	YANG Zhixian	1992	CHN	0.71	4:15.45	5.44
	50m 27.36	100m 58.19	150m 1:31.32	200m 2:03.91	250m 2:39.32	300m 3:15.07	350m 3:45.55	
		30.83	33.13	32.59	35.41	35.75	30.48	29.90
13	4	6	PAVONI Roberto	1991	GBR	0.69	4:15.56	5.55
	50m 26.85	100m 57.56	150m 1:30.84	200m 2:03.26	250m 2:39.03	300m 3:16.38	350m 3:47.16	
		30.71	33.28	32.42	35.77	37.35	30.78	28.40
14	4	3	WANG Chengxiang	1992	CHN	0.76	4:15.57	5.56
	50m 27.31	100m 57.64	150m 1:30.21	200m 2:01.74	250m 2:39.13	300m 3:16.22	350m 3:46.77	
		30.33	32.57	31.53	37.39	37.09	30.55	28.80
15	4	1	SHEMBEREV Maksym	1993	UKR	0.84	4:16.63	6.62
	50m 27.81	100m 58.92	150m 1:32.61	200m 2:05.74	250m 2:41.81	300m 3:17.71	350m 3:47.96	
		31.11	33.69	33.13	36.07	35.90	30.25	28.67
16	2	4	BAUWENS Ward	1993	BEL	0.67	4:16.71	6.70
	50m 27.51	100m 58.81	150m 1:31.47	200m 2:03.01	250m 2:40.17	300m 3:17.91	350m 3:47.88	
		31.30	32.66	31.54	37.16	37.74	29.97	28.83
17	4	7	DRYMONAKOS Ioannis	1984	GRE	0.70	4:17.04	7.03
	50m 26.52	100m 56.97	150m 1:30.39	200m 2:03.25	250m 2:39.80	300m 3:16.74	350m 3:47.45	
		30.45	33.42	32.86	36.55	36.94	30.71	29.59
18	2	6	STACCHIOTTI Raphael	1992	LUX	0.61	4:17.20	7.19
	50m 26.19	100m 57.22	150m 1:31.35	200m 2:04.37	250m 2:40.45	300m 3:17.00	350m 3:47.77	
		31.03	34.13	33.02	36.08	36.55	30.77	29.43
19	5	7	TURRINI Federico	1987	ITA	0.76	4:17.22	7.21
	50m 27.08	100m 58.04	150m 1:30.09	200m 2:01.86	250m 2:38.38	300m 3:15.78	350m 3:46.92	
		30.96	32.05	31.77	36.52	37.40	31.14	30.30



Rank	Heat	Lane	Name	Year of Birth	NOC Code	R.T.	Time	Time Behind
19	5	1	SCHOEMAN Riaan	1989	RSA	0.68	4:17.22	7.21
	50m 27.40	100m	58.87 150m 1:31.05 31.47 32.18	200m 2:02.53 31.48	250m 2:39.09 36.56	300m 3:16.70 37.61	350m 3:47.39 30.69	29.83
21	3	7	TIKHONOV Alexander	1988	RUS	0.73	4:18.12	8.11
	50m 26.94	100m	58.36 150m 1:31.72 31.42 33.36	200m 2:04.78 33.06	250m 2:40.50 35.72	300m 3:17.70 37.20	350m 3:48.95 31.25	29.17
22	3	5	VERRASZTO David	1988	HUN	0.82	4:18.31	8.30
	50m 27.58	100m	58.47 150m 1:32.07 30.89 33.60	200m 2:04.07 32.00	250m 2:40.28 36.21	300m 3:16.87 36.59	350m 3:48.45 31.58	29.86
23	4	8	PAGE Alec	1993	CAN	0.74	4:19.17	9.16
	50m 27.07	100m	57.75 150m 1:31.23 30.68 33.48	200m 2:04.51 33.28	250m 2:41.28 36.77	300m 3:18.58 37.30	350m 3:49.25 30.67	29.92
24	3	2	ROEBUCK Joe	1985	GBR	0.75	4:20.24	10.23
	50m 26.30	100m	56.89 150m 1:31.16 30.59 34.27	200m 2:04.53 33.37	250m 2:40.72 36.19	300m 3:18.12 37.40	350m 3:49.56 31.44	30.68
25	1	5	ALLY Bradley	1986	BAR	0.66	4:21.32	11.31
	50m 26.69	100m	57.85 150m 1:31.50 31.16 33.65	200m 2:04.51 33.01	250m 2:41.19 36.68	300m 3:18.69 37.50	350m 3:50.48 31.79	30.84
26	2	5	CARVALHO Diogo	1988	POR	0.71	4:23.06	13.05
	50m 26.93	100m	57.93 150m 1:31.78 31.00 33.85	200m 2:06.24 34.46	250m 2:42.69 36.45	300m 3:20.19 37.50	350m 3:51.57 31.38	31.49
26	2	2	SUVORAU Yury	1991	BLR	0.76	4:23.06	13.05
	50m 27.22	100m	58.91 150m 1:34.25 31.69 35.34	200m 2:07.90 33.65	250m 2:44.71 36.81	300m 3:22.12 37.41	350m 3:53.31 31.19	29.75
28	2	3	JUNG Wonyong	1992	KOR	0.68	4:23.12	13.11
	50m 27.48	100m	58.83 150m 1:32.89 31.35 34.06	200m 2:06.19 33.30	250m 2:43.14 36.95	300m 3:21.19 38.05	350m 3:53.21 32.02	29.91
29	2	1	ENDERICA SALGADO Esteban	1990	ECU	0.65	4:24.32	14.31
	50m 27.30	100m	58.93 150m 1:33.63 31.63 34.70	200m 2:06.70 33.07	250m 2:43.70 37.00	300m 3:21.91 38.21	350m 3:54.11 32.20	30.21
30	2	8	PINOTES Pedro	1989	ANG	0.68	4:24.69	14.68
	50m 27.45	100m	59.27 150m 1:33.04 31.82 33.77	200m 2:07.64 34.60	250m 2:44.62 36.98	300m 3:22.63 38.01	350m 3:54.73 32.10	29.96
31	1	4	McKEE Anton Sveinn	1993	ISL	0.77	4:25.06	15.05
	50m 27.60	100m	59.70 150m 1:35.70 32.10 36.00	200m 2:10.32 34.62	250m 2:47.04 36.72	300m 3:23.68 36.64	350m 3:54.96 31.28	30.10
32	5	8	TRANter Daniel	1992	AUS	0.68	4:25.76	15.75
	50m 26.78	100m	58.20 150m 1:32.27 31.42 34.07	200m 2:07.09 34.82	250m 2:43.06 35.97	300m 3:20.33 37.27	350m 3:53.59 33.26	32.17
33	2	7	QUAH Zheng Wen	1996	SIN	0.63	4:26.81	16.80
	50m 26.43	100m	57.62 150m 1:31.50 31.19 33.88	200m 2:05.07 33.57	250m 2:44.01 38.94	300m 3:24.23 40.22	350m 3:55.87 31.64	30.94
34	1	6	BLAZHEVSKI Marko	1992	MKD	0.75	4:32.38	22.37
	50m 27.26	100m	58.15 150m 1:33.96 30.89 35.81	200m 2:08.03 34.07	250m 2:47.83 39.80	300m 3:27.88 40.05	350m 4:01.17 33.29	31.21
35	1	3	ALFARO Rafael	1992	ESA	0.75	4:35.80	25.79
	50m 27.71	100m	59.75 150m 1:35.64 32.04 35.89	200m 2:11.52 35.88	250m 2:50.15 38.63	300m 3:29.21 39.06	350m 4:02.71 33.50	33.09
36	1	2	ATARI Ahmed Ghithe G	1994	QAT	0.75	5:21.30	1:11.29
	50m 31.86	100m	1:10.16 150m 1:53.12 38.30 42.96	200m 2:34.86 41.74	250m 3:20.79 45.93	300m 4:06.86 46.07	350m 4:45.16 38.30	36.14
	3	8	MRABET Taki	1989	TUN	0.67	DSQ	
	50m 26.38	100m	56.92 150m 1:31.00 30.54 34.08	200m 2:04.02 33.02				

AS Asian record	DSQ Disqualified	OR Olympic record	Q Qualified for the next phase
R.T. Reaction time	WR World record		



Results

Résultats

EVENT NO. 12

	Record	Splits		NOC (Relay)		Location	Date
WR	3:08.24	47.51	1:34.53	2:22.18	USA - United States of America	Beijing (CHN)	11 AUG 2008
OR	3:08.24	47.51	1:34.53	2:22.18	USA - United States of America	Beijing (CHN)	11 AUG 2008

Rank	Lane	NOC / Name	R.T.	50m	100m	Time	Time Behind
1	6	FRA - France				3:09.93	
		LEVEAUX Amaury	0.73	23.43	48.13	(3) 48.13	
		GILLOT Fabien	0.21	22.53	47.67	(2) 1:35.80	
		LEFERT Clement	0.13	22.09	47.39	(2) 2:23.19	
		AGNEL Yannick	0.15	22.14	46.74	(1) 3:09.93	
2	5	USA - United States of America				3:10.38	0.45
		ADRIAN Nathan	0.65	22.76	47.89	(1) 47.89	
		PHELPS Michael	0.19	22.63	47.15	(1) 1:35.04	
		JONES Cullen	0.28	22.07	47.60	(1) 2:22.64	
		LOCHTE Ryan	0.11	22.39	47.74	(2) 3:10.38	
3	3	RUS - Russian Federation				3:11.41	1.48
		GRECHIN Andrey	0.73	22.96	48.57	(5) 48.57	
		LOBINTSEV Nikita	0.14	22.31	47.39	(4) 1:35.96	
		MOROZOV Vladimir	0.32	22.75	47.85	(4) 2:23.81	
		IZOTOV Danila	0.26	22.68	47.60	(3) 3:11.41	
4	4	AUS - Australia				3:11.63	1.70
		MAGNUSSEN James	0.68	22.95	48.03	(2) 48.03	
		TARGETT Matt	0.14	22.62	47.83	(3) 1:35.86	
		SULLIVAN Eamon	0.14	22.26	47.68	(3) 2:23.54	
		ROBERTS James	0.26	23.10	48.09	(4) 3:11.63	
5	1	RSA - South Africa				3:13.45	3.52
		LOUW Gideon	0.73	22.92	48.48	(4) 48.48	
		TOWNSEND Darian	0.26	22.63	48.36	(5) 1:36.84	
		MOORE Graeme	0.13	22.45	48.34	(5) 2:25.18	
		SCHOEMAN Roland	0.10	22.68	48.27	(5) 3:13.45	
6	2	GER - Germany				3:13.52	3.59
		STARKE Benjamin	0.72	23.48	49.03	(7) 49.03	
		DEIBLER Markus	0.30	22.65	47.97	(6) 1:37.00	
		FILDEBRANDT Christoph	0.28	23.16	48.45	(6) 2:25.45	
		di CARLI Marco	0.23	23.02	48.07	(6) 3:13.52	
7	8	ITA - Italy				3:14.13	4.20
		DOTTO Luca	0.66	23.07	48.73	(6) 48.73	
		ORSI Marco	0.12	22.88	48.42	(7) 1:37.15	
		SANTUCCI Michele	0.20	23.22	48.88	(7) 2:26.03	
		MAGNINI Filippo	0.17	23.00	48.10	(7) 3:14.13	
8	7	BEL - Belgium				3:14.40	4.47
		DEKONINCK Dieter	0.64	23.64	49.42	(8) 49.42	
		AERENTS Jasper	0.22	22.63	48.34	(8) 1:37.76	
		VANLUCHENE Emmanuel	0.21	23.08	48.46	(8) 2:26.22	
		TIMMERS Pieter	0.15	23.35	48.18	(8) 3:14.40	

LEGEND

OR Olympic record

R.T. Reaction time

WR World record



Results Summary

Synthèse des résultats

EVENT NO. 12

	Record	Splits			NOC (Relay)	Location	Date
WR	3:08.24	47.51	1:34.53	2:22.18	USA - United States of America	Beijing (CHN)	11 AUG 2008
OR	3:08.24	47.51	1:34.53	2:22.18	USA - United States of America	Beijing (CHN)	11 AUG 2008

Rank	Heat	Lane	NOC / Name	R.T.	50m	100m	Time	Time Behind
1	2	4	AUS - Australia				3:12.29	Q
			McEVOY Cameron	0.60	23.12	48.94	48.94	
			ROBERTS James	0.26	22.69	48.22	1:37.16	
			D'ORSOGNA Tommaso	0.32	22.83	47.78	2:24.94	
			MAGNUSSEN James	0.39	22.86	47.35	3:12.29	
2	2	5	USA - United States of America				3:12.59	0.30 Q
			FEIGEN James	0.67	23.20	48.49	48.49	
			GREVERS Matthew	0.23	22.07	47.54	1:36.03	
			BERENS Ricky	0.17	23.45	48.52	2:24.55	
			LEZAK Jason	0.33	23.05	48.04	3:12.59	
3	2	3	RUS - Russian Federation				3:12.77	0.48 Q
			GRECHIN Andrey	0.73	22.81	48.19	48.19	
			LAGUNOV Evgeny	0.23	22.82	48.34	1:36.53	
			FESIKOV Sergei	0.25	22.90	48.68	2:25.21	
			LOBINTSEV Nikita	0.35	22.43	47.56	3:12.77	
4	1	4	FRA - France				3:13.38	1.09 Q
			LEVEAUX Amaury	0.75	23.76	48.61	48.61	
			BERNARD Alain	0.30	23.03	48.31	1:36.92	
			LEFERT Clement	0.16	22.44	48.14	2:25.06	
			STRAVIUS Jeremy	0.37	23.09	48.32	3:13.38	
5	2	6	GER - Germany				3:13.51	1.22 Q
			STARKE Benjamin	0.74	23.57	48.96	48.96	
			DEIBLER Markus	0.35	22.42	47.99	1:36.95	
			FILDEBRANDT Christoph	0.19	22.76	48.44	2:25.39	
			di CARLI Marco	0.31	22.71	48.12	3:13.51	
6	2	2	BEL - Belgium				3:13.89	1.60 Q
			DEKONINCK Dieter	0.64	23.42	48.79	48.79	
			AERENTS Jasper	0.25	22.99	48.58	1:37.37	
			VANLUCHENE Emmanuel	0.27	23.04	48.55	2:25.92	
			TIMMERS Pieter	0.20	22.85	47.97	3:13.89	
7	1	3	RSA - South Africa				3:13.93	1.64 Q
			SCHOEMAN Roland	0.61	23.13	49.00	49.00	
			TOWNSEND Darian	0.09	22.57	48.26	1:37.26	
			LOUW Gideon	0.17	22.44	47.92	2:25.18	
			MOORE Graeme	0.15	22.99	48.75	3:13.93	
8	1	5	ITA - Italy				3:15.78	3.49 Q
			DOTTO Luca	0.80	23.42	49.27	49.27	
			ROLLA Andrea	0.34	23.20	49.46	1:38.73	
			SANTUCCI Michele	0.13	23.52	48.85	2:27.58	
			MAGNINI Filippo	0.12	23.05	48.20	3:15.78	
9	1	2	BRA - Brazil				3:16.14	3.85
			OLIVEIRA Nicolas	0.68	23.71	49.31	49.31	
			FRATUS Bruno	0.21	23.08	48.98	1:38.29	
			SANTOS Nicholas	0.07	23.19	49.68	2:27.97	
			CHIERIGHINI Marcelo	0.18	23.03	48.17	3:16.14	
10	1	7	CAN - Canada				3:16.42	4.13
			HAYDEN Brent	0.67	23.34	48.42	48.42	
			RUSSELL Colin	0.10	23.19	48.67	1:37.09	
			HORTNESS Richard	0.34	23.12	49.12	2:26.21	
			GOSSLAND Thomas	0.03	23.46	50.21	3:16.42	



Rank	Heat	Lane	NOC / Name	R.T.	50m	100m	Time	Time Behind
11	2	1	CHN - People's Republic of China				3:17.00	4.71
			LU Zhiwu	0.66	23.77	48.92	48.92	
			ZHANG Enjian	0.18	23.35	49.57	1:38.49	
			HE Jianbin	0.15	23.58	49.67	2:28.16	
			SHI Tengfei	0.20	22.63	48.84	3:17.00	
12	1	6	GBR - Great Britain				3:17.08	4.79
			BURNETT Simon	0.66	23.92	50.47	50.47	
			TURNER Grant	0.20	22.53	48.31	1:38.78	
			DISNEY-MAY James	0.10	22.76	48.99	2:27.77	
			GIBBONS Craig	0.05	23.19	49.31	3:17.08	
13	2	8	SRB - Serbia				3:18.79	6.50
			CAVIC Milorad	0.70	23.29	48.61	48.61	
			STJEPANOVIC Velimir	0.28	23.27	49.13	1:37.74	
			LENDER Ivan	0.30	23.57	50.58	2:28.32	
			SILJEVSKI Radovan	0.34	23.87	50.47	3:18.79	
14	2	7	HUN - Hungary				3:21.91	9.62
			BERNEK Peter	0.77	24.09	50.29	50.29	
			KIS Gergo	0.17	23.57	50.68	1:40.97	
			BALOG Gabor	0.33	24.60	51.47	2:32.44	
			TAKACS Krisztian	0.16	23.21	49.47	3:21.91	
15	1	1	VEN - Venezuela				3:22.68	10.39
			QUINTERO VALERO Cristian	0.71	23.97	49.77	49.77	
			ALESI GONZALEZ Octavio	0.40	23.27	50.04	1:39.81	
			LAVADO MORA Marcos	0.36	26.64	52.59	2:32.40	
			ACUNA RODRIGUEZ Crox	0.21	23.74	50.28	3:22.68	

LEGEND

OR Olympic record

Q Qualified for the next phase

R.T. Reaction time

WR World record



Results

Résultats

EVENT NO. 19

	Record	Splits			NOC (Relay)	Location	Date
WR	6:58.55	1:44.49	3:28.62	5:14.09	USA - United States of America	Rome (ITA)	31 JUL 2009
OR	6:58.56	1:43.31	3:27.59	5:13.88	USA - United States of America	Beijing (CHN)	13 AUG 2008


Rank	Lane	NOC / Name	R.T.	50m	100m	150m	200m	Time	Time Behind
1	4	USA - United States of America						6:59.70	
		LOCHTE Ryan	0.67	24.64	51.17	1:17.52	1:45.15	(1) 1:45.15	
		DWYER Conor	0.34	24.33	50.90	1:17.93	1:45.23	(1) 3:30.38	
		BERENS Ricky	0.17	24.40	51.43	1:18.83	1:45.27	(1) 5:15.65	
		PHELPS Michael	0.33	24.28	50.84	1:17.85	1:44.05	(1) 6:59.70	
2	5	FRA - France						7:02.77	3.07
		LEVEAUX Amaury	0.77	24.69	52.06	1:19.48	1:46.70	(4) 1:46.70	
		MALLET Gregory	0.30	23.91	51.00	1:18.81	1:46.83	(4) 3:33.53	
		LEFERT Clement	0.18	24.27	51.25	1:18.42	1:46.00	(2) 5:19.53	
		AGNEL Yannick	0.19	23.80	49.80	1:16.44	1:43.24	(2) 7:02.77	
3	7	CHN - People's Republic of China						7:06.30	6.60
		HAO Yun	0.67	25.02	52.12	1:19.48	1:47.12	(7) 1:47.12	
		LI Yunqi	0.22	24.75	51.69	1:18.95	1:46.46	(5) 3:33.58	
		JIANG Haiqi	0.48	24.34	51.49	1:19.20	1:47.17	(5) 5:20.75	
		SUN Yang	0.22	23.99	50.29	1:17.64	1:45.55	(3) 7:06.30	
4	3	GER - Germany						7:06.59	6.89
		BIEDERMANN Paul	0.80	25.38	52.15	1:19.51	1:46.15	(3) 1:46.15	
		COLUPAEV Dimitri	0.27	23.93	51.02	1:18.88	1:46.36	(2) 3:32.51	
		WALLBURGER Tim	0.32	24.76	52.05	1:19.61	1:47.48	(3) 5:19.99	
		RAPP Clemens	0.25	24.69	51.39	1:18.96	1:46.60	(4) 7:06.59	
5	6	AUS - Australia						7:07.00	7.30
		FRASER-HOLMES Thomas	0.69	24.80	51.61	1:18.91	1:46.13	(2) 1:46.13	
		MONK Kenrick	0.39	24.65	51.81	1:19.37	1:46.67	(3) 3:32.80	
		McKENDRY Ned	0.30	24.50	51.83	1:19.75	1:47.60	(4) 5:20.40	
		NAPOLEON Ryan	0.20	23.89	50.78	1:18.70	1:46.60	(5) 7:07.00	
6	2	GBR - Great Britain						7:09.33	9.63
		RENWICK Robbie	0.67	24.95	52.15	1:19.49	1:46.93	(5) 1:46.93	
		LLOYD Ieuan	0.29	24.39	51.82	1:19.59	1:47.40	(6) 3:34.33	
		BALE Rob	0.27	24.53	51.86	1:20.06	1:47.45	(7) 5:21.78	
		DAVENPORT Ross	0.31	24.89	52.29	1:20.21	1:47.55	(6) 7:09.33	
7	1	RSA - South Africa						7:09.65	9.95
		TOWNSEND Darian	0.67	24.56	51.84	1:19.12	1:47.25	(8) 1:47.25	
		ROUSSEAU Sebastien	0.22	24.48	52.02	1:19.60	1:47.36	(7) 3:34.61	
		le CLOS Chad	0.25	24.44	51.70	1:19.81	1:47.15	(6) 5:21.76	
		BASSON Jean	0.13	24.99	52.38	1:20.01	1:47.89	(7) 7:09.65	
8	8	HUN - Hungary						7:13.66	13.96
		KOZMA Dominik	0.64	25.55	53.01	1:20.59	1:46.94	(6) 1:46.94	
		CSEH Laszlo	0.40	25.33	53.62	1:21.64	1:48.06	(8) 3:35.00	
		BERNEK Peter	0.32	24.71	52.37	1:20.38	1:48.74	(8) 5:23.74	
		KIS Gergo	0.30	25.00	53.06	1:21.87	1:49.92	(8) 7:13.66	

LEGEND

OR Olympic record

R.T. Reaction time

WR World record




Results Summary

Synthèse des résultats

EVENT NO. 19

	Record	Splits			NOC (Relay)	Location	Date
WR	6:58.55	1:44.49	3:28.62	5:14.09	USA - United States of America	Rome (ITA)	31 JUL 2009
OR	6:58.56	1:43.31	3:27.59	5:13.88	USA - United States of America	Beijing (CHN)	13 AUG 2008

Rank	Heat	Lane	NOC / Name	R.T.	50m	100m	150m	200m	Time	Time Behind
1	2	4	USA - United States of America						7:06.75	Q
			HOUCHIN Charlie	0.75	25.45	52.29	1:19.71	1:48.22	1:48.22	
			McLEAN Matthew	0.53	25.01	52.08	1:19.09	1:46.68	3:34.90	
			TARWATER Davis	0.40	24.36	51.49	1:18.81	1:46.33	5:21.23	
			DWYER Conor	0.38	24.34	50.97	1:18.06	1:45.52	7:06.75	
2	1	4	FRA - France						7:09.18	2.43 Q
			STRAVIUS Jeremy	0.74	24.61	51.68	1:20.36	1:47.42	1:47.42	
			MALLET Gregory	0.38	25.08	52.59	1:20.21	1:47.56	3:34.98	
			LEVEAUX Amaury	0.36	25.00	52.93	1:21.29	1:47.87	5:22.85	
			LEFERT Clement	0.18	24.44	51.62	1:19.20	1:46.33	7:09.18	
3	1	5	GER - Germany						7:09.23	2.48 Q
			WALLBURGER Tim	0.75	25.20	52.04	1:20.10	1:48.10	1:48.10	
			COLUPAEV Dimitri	0.28	24.52	52.32	1:19.95	1:47.47	3:35.57	
			RAPP Clemens	0.38	24.70	52.34	1:20.46	1:48.04	5:23.61	
			BIEDERMANN Paul	0.35	24.58	51.31	1:18.55	1:45.62	7:09.23	
4	2	3	AUS - Australia						7:10.50	3.75 Q
			McKEON David	0.76	25.65	53.02	1:20.76	1:48.25	1:48.25	
			McEVOY Cameron	0.38	24.77	52.38	1:19.69	1:47.89	3:36.14	
			McKENDRY Ned	0.36	24.91	52.16	1:19.65	1:47.55	5:23.69	
			NAPOLEON Ryan	0.22	24.78	51.76	1:19.25	1:46.81	7:10.50	
5	2	6	GBR - Great Britain						7:10.70	3.95 Q
			CARRY David	0.71	25.41	52.59	1:20.73	1:48.82	1:48.82	
			DAVENPORT Ross	0.34	25.36	52.60	1:20.19	1:47.59	3:36.41	
			BALE Rob	0.20	24.72	52.17	1:20.40	1:47.85	5:24.26	
			RENWICK Robbie	0.14	24.41	51.65	1:19.11	1:46.44	7:10.70	
6	2	5	CHN - People's Republic of China						7:11.35	4.60 Q
			LU Zhiwu	0.71	25.65	53.02	1:21.12	1:48.83	1:48.83	
			LI Yunqi	0.09	25.08	52.26	1:19.61	1:47.27	3:36.10	
			JIANG Haiqi	0.28	24.69	52.01	1:19.86	1:47.56	5:23.66	
			DAI Jun	0.27	25.30	52.72	1:20.73	1:47.69	7:11.35	
7	1	8	RSA - South Africa						7:11.51	4.76 Q
			TOWNSEND Darian	0.68	25.04	52.32	1:19.91	1:48.09	1:48.09	
			BASSON Jean	0.04	25.23	52.46	1:20.00	1:48.12	3:36.21	
			ROUSSEAU Sebastien	0.27	24.54	51.68	1:19.00	1:47.67	5:23.88	
			le CLOS Chad	0.14	24.64	52.20	1:19.69	1:47.63	7:11.51	
8	1	2	HUN - Hungary						7:11.64	4.89 Q
			KOZMA Dominik	0.64	25.47	53.02	1:20.53	1:47.24	1:47.24	
			BERNEK Peter	0.49	25.00	52.26	1:20.46	1:48.94	3:36.18	
			CSEH Laszlo	0.36	24.23	51.94	1:19.86	1:48.19	5:24.37	
			KIS Gergo	0.21	25.23	52.81	1:20.51	1:47.27	7:11.64	
9	1	3	JPN - Japan						7:11.74	4.99
			KOBORI Yuki	0.67	25.10	52.00	1:19.84	1:48.00	1:48.00	
			SOTODATE Sho	-0.01	24.59	51.75	1:19.71	1:47.30	3:35.30	
			ISHIBASHI Chiaki	0.25	25.26	52.77	1:20.82	1:48.38	5:23.68	
			HORIHATA Yuya	0.23	25.36	52.69	1:20.44	1:48.06	7:11.74	
10	2	1	RUS - Russian Federation						7:11.86	5.11
			LOBUZOV Artem	0.70	25.28	53.02	1:20.49	1:48.30	1:48.30	
			LAGUNOV Evgeny	0.32	24.11	51.89	1:20.19	1:47.40	3:35.70	
			POLISHCHUK Mikhail	0.22	24.17	51.83	1:20.29	1:48.82	5:24.52	
			SUKHORUKOV Alexander	0.44	24.60	51.66	1:19.33	1:47.34	7:11.86	



Rank	Heat	Lane	NOC / Name	R.T.	50m	100m	150m	200m	Time	Time Behind
11	1	6	ITA - Italy						7:12.69	5.94
			MAGLIA Gianluca	0.77	25.61	52.48	1:20.17	1:48.39	1:48.39	
			di GIORGIO Alex	0.10	24.66	52.13	1:19.94	1:47.83	3:36.22	
			MAESTRI Riccardo	0.20	24.50	51.72	1:19.41	1:47.94	5:24.16	
			BELOTTI Marco	0.32	24.64	51.83	1:19.62	1:48.53	7:12.69	
12	2	8	BEL - Belgium						7:14.44	7.69
			DEKONINCK Dieter	0.66	25.77	53.81	1:21.16	1:48.62	1:48.62	
			SURGELOOSE Glenn	0.29	25.17	52.83	1:20.56	1:48.22	3:36.84	
			CROENEN Louis	0.16	25.28	52.78	1:20.90	1:49.32	5:26.16	
			TIMMERS Pieter	0.14	25.08	53.25	1:21.18	1:48.28	7:14.44	
13	1	1	DEN - Denmark						7:15.04	8.29
			SKAANING Daniel	0.60	25.64	53.26	1:20.71	1:48.98	1:48.98	
			JOENSEN Pal	0.18	25.55	53.13	1:20.96	1:49.40	3:38.38	
			LIE Anders	0.10	24.03	51.14	1:19.07	1:47.59	5:25.97	
			GLAESNER Mads	0.32	25.24	52.87	1:20.99	1:49.07	7:15.04	
14	2	7	CAN - Canada						7:15.22	8.47
			WORSLEY Blake	0.70	25.55	53.08	1:20.76	1:48.23	1:48.23	
			RUSSELL Colin	0.10	24.78	52.64	1:20.74	1:48.54	3:36.77	
			ORIWOL Tobias	0.31	25.02	52.79	1:20.78	1:49.24	5:26.01	
			PAGE Alec	0.32	25.77	53.66	1:21.48	1:49.21	7:15.22	
15	1	7	NZL - New Zealand						7:17.18	10.43
			STANLEY Matthew	0.72	25.45	52.30	1:19.64	1:47.88	1:47.88	
			KENT Steven	0.42	25.79	53.30	1:21.31	1:49.92	3:37.80	
			DUNLOP-BARRETT Dylan	0.32	24.95	51.97	1:20.34	1:49.51	5:27.31	
			McMILLAN Andy	0.24	25.19	52.93	1:21.32	1:49.87	7:17.18	
16	2	2	AUT - Austria						7:17.94	11.19
			BRANDL David	0.71	25.83	53.69	1:21.50	1:49.80	1:49.80	
			SCHERUBL Christian	0.13	24.84	52.76	1:20.61	1:48.64	3:38.44	
			ROGAN Markus	0.05	25.08	53.02	1:20.23	1:48.13	5:26.57	
			JANISTYN Florian	0.32	25.79	53.97	1:22.37	1:51.37	7:17.94	

LEGEND				
OR	Olympic record	Q	Qualified for the next phase	R.T. Reaction time
				WR World record



Aquatics Centre
Centre Aquatique

SAT 4 AUG 2012
20:27

Swimming

Natation

Men's 4 x 100m Medley Relay

Relais 4x100 m quatre nages - hommes

Final

Finale



Results

Résultats

EVENT NO. 32

	Record	Splits			NOC (Relay)	Location	Date
WR	3:27.28	52.19	1:50.76	2:40.48	USA - United States of America	Rome (ITA)	2 AUG 2009
OR	3:29.34	53.16	1:52.43	2:42.58	USA - United States of America	Beijing (CHN)	17 AUG 2008

Rank	Lane	NOC / Name	R.T.	50m	100m	Time	Time Behind
1	4	USA - United States of America				3:29.35	
		GREVERS Matthew	0.63	25.48	52.58	(1) 52.58	
		HANSEN Brendan	0.24	27.52	59.19	(2) 1:51.77	
		PHELPS Michael	0.36	23.83	50.73	(1) 2:42.50	
		ADRIAN Nathan	0.30	22.10	46.85	(1) 3:29.35	
2	3	JPN - Japan				3:31.26	1.91
		IRIE Ryosuke	0.57	25.96	52.92	(2) 52.92	
		KITAJIMA Kosuke	0.08	27.35	58.64	(1) 1:51.56	
		MATSUDA Takeshi	0.12	23.78	51.20	(2) 2:42.76	
		FUJII Takuro	0.30	23.47	48.50	(2) 3:31.26	
3	6	AUS - Australia				3:31.58	2.23
		STOECKEL Hayden	0.61	25.99	53.71	(5) 53.71	
		SPRENGER Christian	0.25	27.34	59.05	(5) 1:52.76	
		TARGETT Matt	0.08	23.50	51.60	(4) 2:44.36	
		MAGNUSSEN James	0.18	22.38	47.22	(3) 3:31.58	
4	5	GBR - Great Britain				3:32.32	2.97
		TANCOCK Liam	0.61	25.88	53.40	(3) 53.40	
		JAMIESON Michael	0.17	27.85	59.27	(4) 1:52.67	
		ROCK Michael	0.24	23.90	51.74	(5) 2:44.41	
		BROWN Adam	0.20	23.15	47.91	(4) 3:32.32	
5	1	HUN - Hungary				3:33.02	3.67
		CSEH Laszlo	0.61	25.63	53.40	(3) 53.40	
		GYURTA Daniel	-0.03	27.31	59.01	(3) 1:52.41	
		PULAI Bence	0.27	23.80	51.82	(3) 2:44.23	
		KOZMA Dominik	0.30	22.86	48.79	(5) 3:33.02	
6	7	GER - Germany				3:33.06	3.71
		MEEUW Helge	0.62	26.04	53.78	(6) 53.78	
		VOM LEHN Christian	0.17	28.05	1:00.30	(7) 1:54.08	
		DEIBLER Steffen	0.20	22.96	50.91	(6) 2:44.99	
		DEIBLER Markus	0.01	22.30	48.07	(6) 3:33.06	
7	2	NED - Netherlands				3:33.46	4.11
		DRIEBERGEN Nick	0.63	26.11	53.79	(7) 53.79	
		STEKELENBURG Lennart	0.16	27.84	1:00.24	(6) 1:54.03	
		VERLINDEN Joeri	0.15	23.69	51.86	(7) 2:45.89	
		VERSCHUREN Sebastiaan	0.22	22.69	47.57	(7) 3:33.46	
8	8	CAN - Canada				3:34.19	4.84
		FRANCIS Charles	0.67	26.11	54.16	(8) 54.16	
		DICKENS Scott	0.00	27.59	1:00.29	(8) 1:54.45	
		BARTOCH Joe	0.19	23.87	52.32	(8) 2:46.77	
		HAYDEN Brent	0.27	22.38	47.42	(8) 3:34.19	

LEGEND

OR Olympic record

R.T. Reaction time

WR World record



Results Summary

Synthèse des résultats

EVENT NO. 32

	Record	Splits			NOC (Relay)	Location	Date
WR	3:27.28	52.19	1:50.76	2:40.48	USA - United States of America	Rome (ITA)	2 AUG 2009
OR	3:29.34	53.16	1:52.43	2:42.58	USA - United States of America	Beijing (CHN)	17 AUG 2008

Rank	Heat	Lane	NOC / Name	R.T.	50m	100m	Time	Time Behind
1	2	4	USA - United States of America				3:32.65	Q
			THOMAN Nick	0.65	25.94	53.31	53.31	
			SHANTEAU Eric	0.29	28.06	59.69	1:53.00	
			McGILL Tyler	0.35	24.04	51.53	2:44.53	
			JONES Cullen	0.37	22.48	48.12	3:32.65	
2	1	1	GBR - Great Britain				3:33.44	0.79 Q
			TANCOCK Liam	0.66	25.96	53.98	53.98	
			BENSON Craig	0.03	27.95	59.68	1:53.66	
			ROCK Michael	0.15	23.65	51.56	2:45.22	
			BROWN Adam	0.29	22.67	48.22	3:33.44	
3	2	3	JPN - Japan				3:33.64	0.99 Q
			IRIE Ryosuke	0.57	26.09	53.08	53.08	
			KITAJIMA Kosuke	0.30	27.99	59.47	1:52.55	
			MATSUDA Takeshi	0.23	24.37	52.09	2:44.64	
			FUJII Takuro	0.27	23.52	49.00	3:33.64	
4	1	4	AUS - Australia				3:33.73	1.08 Q
			STOECKEL Hayden	0.64	26.08	53.89	53.89	
			RICKARD Brenton	0.29	27.77	59.95	1:53.84	
			TARGETT Matt	0.26	23.68	51.30	2:45.14	
			D'ORSOGNA Tommaso	0.41	23.28	48.59	3:33.73	
5	1	3	NED - Netherlands				3:33.78	1.13 Q
			DRIEBERGEN Nick	0.63	26.15	53.98	53.98	
			STEKELenburg Lennart	0.11	27.95	1:00.52	1:54.50	
			VERLINDEN Joeri	0.18	23.90	51.46	2:45.96	
			VERSCHUREN Sebastiaan	0.28	22.79	47.82	3:33.78	
6	2	5	GER - Germany				3:34.28	1.63 Q
			MEEUW Helge	0.61	26.09	53.82	53.82	
			VOM LEHN Christian	0.40	28.66	1:01.13	1:54.95	
			DEIBLER Steffen	0.36	23.62	51.18	2:46.13	
			di CARLI Marco	0.32	22.98	48.15	3:34.28	
7	2	6	HUN - Hungary				3:34.44	1.79 Q
			CSEH Laszlo	0.64	25.43	53.78	53.78	
			GYURTA Daniel	0.15	27.85	59.63	1:53.41	
			PULAI Bence	0.14	23.99	52.47	2:45.88	
			KOZMA Dominik	0.19	22.89	48.56	3:34.44	
8	1	2	CAN - Canada				3:34.46	1.81 Q
			FRANCIS Charles	0.64	26.19	53.91	53.91	
			DICKENS Scott	0.14	28.06	1:00.60	1:54.51	
			BARTOCH Joe	0.19	24.14	52.43	2:46.94	
			HAYDEN Brent	0.28	22.61	47.52	3:34.46	
9	2	2	NZL - New Zealand				3:34.52	1.87
			KEAN Gareth	0.56	26.32	54.01	54.01	
			SNYDERS Glenn	0.14	27.73	59.00	1:53.01	
			McMILLAN Andy	0.29	24.28	52.77	2:45.78	
			O'DONNELL Carl	0.12	22.98	48.74	3:34.52	
10	2	7	FRA - France				3:34.60	1.95
			LACOURT Camille	0.70	26.02	53.63	53.63	
			PEREZ-DORTONA Giacomo	0.27	27.65	1:00.03	1:53.66	
			SASSOT Romain	0.11	24.32	52.17	2:45.83	
			AGNEL Yannick	0.32	23.07	48.77	3:34.60	



Rank	Heat	Lane	NOC / Name	R.T.	50m	100m	Time	Time Behind
11	1	8	CHN - People's Republic of China				3:34.65	2.00
			CHENG Feiyi	0.60	25.98	53.70	53.70	
			LI Xiayan	0.16	28.02	1:00.96	1:54.66	
			ZHOU Jiawei	0.14	23.88	51.44	2:46.10	
			LU Zhiwu	0.08	23.26	48.55	3:34.65	
12	1	7	RUS - Russian Federation				3:34.94	2.29
			MOROZOV Vladimir	0.64	26.10	53.99	53.99	
			SINKEVICH Viatcheslav	0.05	28.34	1:00.80	1:54.79	
			SKVORTSOV Nikolay	0.29	23.89	51.83	2:46.62	
			GRECHIN Andrey	0.16	22.82	48.32	3:34.94	
13	2	8	RSA - South Africa				3:35.23	2.58
			GROUS Charl	0.62	26.51	55.23	55.23	
			van der BURGH Cameron	0.39	27.02	58.96	1:54.19	
			le CLOS Chad	0.14	24.22	51.83	2:46.02	
			SHANKLAND Leith	0.31	23.22	49.21	3:35.23	
14	1	5	ITA - Italy				3:36.88	4.23
			di TORA Mirco	0.60	26.11	54.67	54.67	
			SCOZZOLI Fabio	0.17	27.92	1:00.28	1:54.95	
			RIVOLTA Matteo	0.11	24.43	53.10	2:48.05	
			DOTTO Luca	0.18	23.15	48.83	3:36.88	
15	1	6	BRA - Brazil				3:37.00	4.35
			PEREIRA Thiago	0.63	26.18	54.45	54.45	
			SILVA Felipe	0.13	27.97	1:00.77	1:55.22	
			ALMEIDA Kaio	0.31	24.66	53.61	2:48.83	
			CHIERIGHINI Marcelo	0.22	22.46	48.17	3:37.00	
16	2	1	POL - Poland				3:38.16	5.51
			Kawecki Radoslaw	0.64	26.58	54.65	54.65	
			Szulich Dawid	0.28	28.44	1:01.39	1:56.04	
			Korzoniowski Pawel	0.16	24.11	52.40	2:48.44	
			MAJCHRZAK Kacper	0.41	23.15	49.72	3:38.16	

LEGEND

OR Olympic record Q Qualified for the next phase R.T. Reaction time WR World record



Official Results

Résultats officiels

Rk	Bib	Name	NOC	(Rk)	Split 1	(Rk)	Split 2 Lap 2	(Rk)	Split 3 Lap 3	(Rk)	Split 4 Lap 4	(Rk)	Split 5 Lap 5	Lap 6	Finish/ Time Behind
1	25	MELLOULI Oussama	TUN	(2)	18:09.6	(6)	37:16.0 19:06.4	(2)	55:48.2 18:32.2	(3)	1:14:23.0 18:34.8	(1)	1:32:08.4 17:45.4	17:46.7	1:49:55.1
2	12	LURZ Thomas	GER	(6)	18:11.2	(8)	37:17.3 19:06.1	(3)	55:50.0 18:32.7	(5)	1:14:24.4 18:34.4	(2)	1:32:11.0 17:46.6	17:47.5	1:49:58.5 3.4
3	21	WEINBERGER Richard	CAN	(1)	18:09.2	(1)	37:13.8 19:04.6	(4)	55:50.1 18:36.3	(2)	1:14:22.7 18:32.6	(3)	1:32:12.8 17:50.1	17:47.5	1:50:00.3 5.2
4	22	GIANNIOTIS Spyridon	GRE	(7)	18:11.4	(4)	37:15.8 19:04.4	(7)	55:51.7 18:35.9	(4)	1:14:24.3 18:32.6	(4)	1:32:15.3 17:51.0	17:50.0	1:50:05.3 10.2
5	19	FOGG Daniel	GBR	(3)	18:10.5	(=13)	37:17.9 19:07.4	(6)	55:51.6 18:33.7	(=22)	1:14:41.9 18:50.3	(16)	1:32:43.4 18:01.5	17:53.9	1:50:37.3 42.2
6	15	BOLSHAKOV Sergey	RUS	(24)	18:21.6	(23)	37:23.4 19:01.8	(21)	55:57.9 18:34.5	(=14)	1:14:32.9 18:35.0	(6)	1:32:32.6 17:59.7	18:07.5	1:50:40.1 45.0
7	18	DYATCHIN Vladimir	RUS	(23)	18:20.6	(24)	37:32.3 19:11.7	(19)	55:55.5 18:23.2	(=10)	1:14:29.9 18:34.4	(7)	1:32:32.9 18:03.0	18:09.9	1:50:42.8 47.7
8	10	WASCHBURGER Andreas	GER	(5)	18:11.0	(2)	37:14.1 19:03.1	(1)	55:47.2 18:33.1	(1)	1:14:20.9 18:33.7	(5)	1:32:23.8 18:02.9	18:20.6	1:50:44.4 49.3
9	14	STOYCHEV Petar	BUL	(10)	18:12.7	(16)	37:18.4 19:05.7	(10)	55:53.0 18:34.6	(7)	1:14:26.6 18:33.6	(8)	1:32:35.5 18:08.9	18:10.7	1:50:46.2 51.1
10	20	MEYER Alex	USA	(4)	18:10.8	(3)	37:14.8 19:04.0	(9)	55:52.8 18:38.0	(12)	1:14:30.9 18:38.1	(14)	1:32:41.1 18:10.2	18:07.1	1:50:48.2 53.1
11	6	SAUVAGE Julien	FRA	(13)	18:13.8	(7)	37:16.3 19:02.5	(14)	55:54.3 18:38.0	(6)	1:14:26.5 18:32.2	(10)	1:32:36.8 18:10.3	18:14.5	1:50:51.3 56.2
12	8	PRINSLOO Hercules	RSA	(16)	18:15.8	(=13)	37:17.9 19:02.1	(11)	55:53.4 18:35.5	(13)	1:14:31.4 18:38.0	(17)	1:32:45.0 18:13.6	18:07.9	1:50:52.9 57.8
13	13	MALDONADO SAAVEDRA Erwin	VEN	(12)	18:13.6	(=10)	37:17.6 19:04.0	(5)	55:51.0 18:33.4	(=14)	1:14:32.9 18:41.9	(15)	1:32:42.8 18:09.9	18:10.1	1:50:52.9 57.8
14	1	CHERVYNSKIY Igor	UKR	(8)	18:12.4	(=17)	37:19.8 19:07.4	(18)	55:55.4 18:35.6	(16)	1:14:35.2 18:39.8	(9)	1:32:35.6 18:00.4	18:21.3	1:50:56.9 1:01.8
15	3	HIRAI Yasunari	JPN	(11)	18:12.9	(9)	37:17.5 19:04.6	(8)	55:51.9 18:34.4	(8)	1:14:29.1 18:37.2	(11)	1:32:38.0 18:08.9	18:42.1	1:51:20.1 1:25.0
16	11	RYCKEMAN Brian	BEL	(15)	18:15.5	(20)	37:21.0 19:05.5	(20)	55:57.5 18:36.5	(9)	1:14:29.6 18:32.1	(18)	1:32:47.6 18:18.0	18:39.5	1:51:27.1 1:32.0
17	16	CLERI Valerio	ITA	(9)	18:12.5	(=10)	37:17.6 19:05.1	(15)	55:54.8 18:37.2	(17)	1:14:36.8 18:42.0	(21)	1:32:57.6 18:20.8	18:31.9	1:51:29.5 1:34.4
18	24	GERCSAK Csaba	HUN	(17)	18:16.6	(15)	37:18.0 19:01.4	(16)	55:54.9 18:36.9	(=10)	1:14:29.9 18:35.0	(13)	1:32:40.1 18:10.2	18:50.8	1:51:30.9 1:35.8
19	9	LAVRENTYEV Arseniy	POR	(19)	18:16.8	(19)	37:20.7 19:03.9	(23)	56:00.0 18:39.3	(19)	1:14:38.1 18:38.1	(20)	1:32:55.6 18:17.5	18:41.6	1:51:37.2 1:42.1
20	4	HURST Ky	AUS	(14)	18:13.9	(5)	37:15.9 19:02.0	(13)	55:54.2 18:38.3	(20)	1:14:39.2 18:45.0	(19)	1:32:52.1 18:12.9	18:49.2	1:51:41.3 1:46.2
21	23	ENDERICA OCHOA Ivan	ECU	(=21)	18:18.4	(21)	37:21.4 19:03.0	(12)	55:54.1 18:32.7	(18)	1:14:37.3 18:43.2	(12)	1:32:39.1 18:01.8	19:49.5	1:52:28.6 2:33.5
22	5	KUDINOV Yuriy	KAZ	(20)	18:17.7	(=17)	37:19.8 19:02.1	(17)	55:55.3 18:35.5	(=22)	1:14:41.9 18:46.6	(22)	1:33:18.2 18:36.3	19:40.8	1:52:59.0 3:03.9
23	17	HERVAS JODAR Francisco	ESP	(=21)	18:18.4	(22)	37:22.8 19:04.4	(24)	56:00.7 18:37.9	(24)	1:14:42.3 18:41.6	(23)	1:33:41.2 18:58.9	19:46.6	1:53:27.8 3:32.7
24	7	METWALY Mazen	EGY	(18)	18:16.7	(12)	37:17.8 19:01.1	(22)	55:59.8 18:42.0	(21)	1:14:41.8 18:42.0	(24)	1:34:13.2 19:31.4	20:20.0	1:54:33.2 4:38.1



Hyde Park
Hyde Park

FRI 10 AUG 2012
12:00

Swimming

Natation

Men's Marathon 10 km

10 km marathon - hommes



Official Results

Résultats officiels

Rk	Bib	Name	NOC	(Rk)	Split 1	(Rk)	Split 2 Lap 2	(Rk)	Split 3 Lap 3	(Rk)	Split 4 Lap 4	(Rk)	Split 5 Lap 5	Lap 6	Finish/ Time Behind
25	2	SCHULTE Benjamin	GUM	(25)	19:09.2	(25)	39:31.4 20:22.2	(25)	1:00:21.3 20:49.9	(25)	1:20:57.5 20:36.2	(25)	1:42:19.0 21:21.5	21:16.1	2:03:35.1 13:40.0

LEGEND

Rk Rank Y Yellow Flag



Official Communication

Communiqué officiel

Item: 1

FINA Jury of Appeal Meeting

Summary:

Reinstate Tae-Hwan Park (KOR) to final of Men's 400m Freestyle

Details:

The FINA of Appeal met today in the Aquatic Centre and examined the protest lodged by the Korean Swimming Federation regarding the disqualification of swimmer Tae-Hwan Park in the heats of the Men's 400m Freestyle, and based on the recommendation of the FINA Technical Swimming Commission decided to reinstate the above mentioned swimmer in the final of the Men's 400m Freestyle.

Issued by: Cornel Marculescu
Time: 15:59
Date: 28 JUL 2012

This decision affects: Results
Schedule
Other

X



Hyde Park
Hyde Park

Swimming
Natation
Women's 10km Marathon
Marathon 10 km - femmes



Official Communication

Communiqué officiel

Item: 2

Athlete Withdrawn

The Chinese athlete Fang Yanqiao has been withdrawn from the Women's 10km Marathon Swimming Event due to injury

Issued by: Dennis Miller
Time: 13:28
Date: 8 AUG 2012

This decision affects:

Results
Schedule
Other

X



Hyde Park
Hyde Park

Swimming

Natation

Women's 10km Marathon

Marathon 10 km - femmes



Official Communication

Communiqué officiel

Item: 3

Incident Log

Summary:

Incident Log for Women's 10km Marathon

Details:

ANDERSON Haley (USA)	Lap 1 Yellow Flag
MAURER Angela (GER)	Lap 2 Yellow Flag
GORMAN Melissa (AUS)	Lap 2 Yellow Flag
KIDA Yumi (JPN)	Lap 2 Yellow Flag
CHARLOS Natalia (POL)	Lap 3 Yellow Flag
ROUX Jessica (RSA)	Lap 3 DNF
OKIMOTO Poliana (BRA)	Lap 4 DNF

Issued by: Paul Rendall
 Time: 14:08
 Date: 9 AUG 2012

This decision affects:

Results
 Schedule
 Other

X



Hyde Park
Hyde Park

Swimming
Natation
Men's 10km Marathon
Marathon 10 km - hommes



Official Communication

Communiqué officiel

Item: 4

Incident Log

Summary:

Incident Log Men's 10km Marathon

Details:

Name	NOC	Lap	Incident	Time
WASCHBURGER Andreas	(GER)	Lap 2	Yellow Flag	0h27:00
PRINSLOO Hercules	(RSA)	Lap 3	Yellow Flag	0h39:00
METWALY Mazen	(EGY)	Lap 3	Yellow Flag	0h44:53
HIRAI Yasunari	(JPN)	Lap 6	Yellow Flag	1h36:00

Issued by: Paul Rendall
Time: 14:20
Date: 10 AUG 2012

This decision affects: Results
Schedule
Other



Records Broken by Event

Records battus par épreuve

As of SAT 4 AUG 2012

Event		Name	NOC	Time	Record Type
Women's 50m Freestyle	Final	KROMOWIDJOJO Ranomi	NED	24.05	OR
Women's 100m Freestyle	Semifinal 2	KROMOWIDJOJO Ranomi	NED	53.05	OR
	Final	KROMOWIDJOJO Ranomi	NED	53.00	OR
Women's 200m Freestyle	Final	SCHMITT Allison	USA	1:53.61	OR
Women's 400m Freestyle	Final	MUFFAT Camille	FRA	4:01.45	OR
	Final	SCHMITT Allison	USA	4:01.77	AM
Women's 800m Freestyle	Final	LEDECKY Katie	USA	8:14.63	AM
	Final	BOYLE Lauren	NZL	8:22.72	OC
Women's 100m Backstroke	Heat 4	SEEBOHM Emily	AUS	58.23	OR
	Final	FRANKLIN Missy	USA	58.33	AM
	Final	TERAKAWA Aya	JPN	58.83	AS
Women's 200m Backstroke	Final	FRANKLIN Missy	USA	2:04.06	WR
Women's 100m Breaststroke	Semifinal 2	MEILUTYTE Ruta	LTU	1:05.21	ER
Women's 200m Breaststroke	Semifinal 2	van BILJON Suzaan	RSA	2:23.21	AF
	Semifinal 2	SONI Rebecca	USA	2:20.00	WR
	Final	SONI Rebecca	USA	2:19.59	WR
	Final	SUZUKI Satomi	JPN	2:20.72	=AS
	Final	EFIMOVA Iuliia	RUS	2:20.92	ER
Women's 100m Butterfly	Final	VOLLMER Dana	USA	55.98	WR
	Heat 6	VOLLMER Dana	USA	56.25	OR
Women's 200m Butterfly	Final	JIAO Liuyang	CHN	2:04.06	OR
Women's 200m Individual Medley	Semifinal 2	YE Shiwen	CHN	2:08.39	OR
	Final	YE Shiwen	CHN	2:07.57	OR
Women's 400m Individual Medley	Final	YE Shiwen	CHN	4:28.43	WR
Women's 4 x 100m Freestyle Relay	Final	AUS - Australia	AUS	3:33.15	OR
	Final	USA - United States of America	USA	3:34.24	AM
Women's 4 x 200m Freestyle Relay	Final	USA - United States of America	USA	7:42.92	OR
Women's 4 x 100m Medley Relay	Final	USA - United States of America	USA	3:52.05	WR
Men's 400m Freestyle	Final	SUN Yang	CHN	3:40.14	OR
Men's 1500m Freestyle	Final	SUN Yang	CHN	14:31.02	WR
	Final	COCHRANE Ryan	CAN	14:39.63	AM
Men's 100m Backstroke	Final	GREVERS Matthew	USA	52.16	OR
Men's 200m Backstroke	Final	CLARY Tyler	USA	1:53.41	OR
Men's 100m Breaststroke	Final	van der BURGH Cameron	RSA	58.46	WR
	Semifinal 1	van der BURGH Cameron	RSA	58.83	OR
Men's 200m Breaststroke	Final	GYURTA Daniel	HUN	2:07.28	WR
Men's 200m Butterfly	Semifinal 1	le CLOS Chad	RSA	1:54.34	AF
	Final	le CLOS Chad	RSA	1:52.96	AF
Men's 400m Individual Medley	Heat 3	HAGINO Kosuke	JPN	4:10.01	AS
	Final	HAGINO Kosuke	JPN	4:08.94	AS

LEGEND

AF African record	AM Americas record	AS Asian record	ER European record
OC Oceanian record	OR Olympic record	WR World record	= Equal record



Records Broken by Record Type

Records battus par type de record

As of SAT 4 AUG 2012

WORLD RECORD

Event		Name	NOC Code	Time	Date
Women's 100m Butterfly	Final	VOLLMER Dana	USA	55.98	29 JUL
Women's 400m Individual Medley	Final	YE Shiwen	CHN	4:28.43	28 JUL
Men's 100m Breaststroke	Final	van der BURGH Cameron	RSA	58.46	29 JUL
Men's 200m Breaststroke	Final	GYURTA Daniel	HUN	2:07.28	1 AUG
Women's 200m Breaststroke	Semifinal 2	SONI Rebecca	USA	2:20.00	1 AUG
	Final	SONI Rebecca	USA	2:19.59	2 AUG
Women's 200m Backstroke	Final	FRANKLIN Missy	USA	2:04.06	3 AUG
Men's 1500m Freestyle	Final	SUN Yang	CHN	14:31.02	4 AUG
Women's 4 x 100m Medley Relay	Final	USA - United States of America	USA	3:52.05	4 AUG



Records Broken by Record Type

Records battus par type de record

As of SAT 4 AUG 2012

OLYMPIC RECORD

Event		Name	NOC Code	Time	Date
Women's 100m Butterfly	Heat 6	VOLLMER Dana	USA	56.25	28 JUL
	Final	VOLLMER Dana	USA	55.98	29 JUL
Men's 400m Freestyle	Final	SUN Yang	CHN	3:40.14	28 JUL
Women's 400m Individual Medley	Final	YE Shiwen	CHN	4:28.43	28 JUL
Men's 100m Breaststroke	Semifinal 1	van der BURGH Cameron	RSA	58.83	28 JUL
	Final	van der BURGH Cameron	RSA	58.46	29 JUL
Women's 4 x 100m Freestyle Relay	Final	AUS - Australia	AUS	3:33.15	28 JUL
Women's 100m Backstroke	Heat 4	SEEBOHM Emily	AUS	58.23	29 JUL
Men's 100m Backstroke	Final	GREVERS Matthew	USA	52.16	30 JUL
Women's 400m Freestyle	Final	MUFFAT Camille	FRA	4:01.45	29 JUL
Women's 200m Freestyle	Final	SCHMITT Allison	USA	1:53.61	31 JUL
Women's 200m Individual Medley	Semifinal 2	YE Shiwen	CHN	2:08.39	30 JUL
	Final	YE Shiwen	CHN	2:07.57	31 JUL
Women's 200m Butterfly	Final	JIAO Liuyang	CHN	2:04.06	1 AUG
Men's 200m Breaststroke	Final	GYURTA Daniel	HUN	2:07.28	1 AUG
Women's 100m Freestyle	Semifinal 2	KROMOWIDJOJO Ranomi	NED	53.05	1 AUG
	Final	KROMOWIDJOJO Ranomi	NED	53.00	2 AUG
Men's 200m Backstroke	Final	CLARY Tyler	USA	1:53.41	2 AUG
Women's 200m Breaststroke	Semifinal 2	SONI Rebecca	USA	2:20.00	1 AUG
	Final	SONI Rebecca	USA	2:19.59	2 AUG
Women's 4 x 200m Freestyle Relay	Final	USA - United States of America	USA	7:42.92	1 AUG
Women's 200m Backstroke	Final	FRANKLIN Missy	USA	2:04.06	3 AUG
Women's 50m Freestyle	Final	KROMOWIDJOJO Ranomi	NED	24.05	4 AUG
Men's 1500m Freestyle	Final	SUN Yang	CHN	14:31.02	4 AUG
Women's 4 x 100m Medley Relay	Final	USA - United States of America	USA	3:52.05	4 AUG



Records Broken by Record Type

Records battus par type de record

As of SAT 4 AUG 2012

AFRICAN RECORD

Event		Name	NOC Code	Time	Date
Men's 100m Breaststroke	Semifinal 1	van der BURGH Cameron	RSA	58.83	28 JUL
	Final	van der BURGH Cameron	RSA	58.46	29 JUL
Men's 200m Butterfly	Semifinal 1	le CLOS Chad	RSA	1:54.34	30 JUL
	Final	le CLOS Chad	RSA	1:52.96	31 JUL
Women's 200m Breaststroke	Semifinal 2	van BILJON Suzaan	RSA	2:23.21	1 AUG



Records Broken by Record Type

Records battus par type de record

As of SAT 4 AUG 2012

AMERICAS RECORD

Event		Name	NOC Code	Time	Date
Women's 100m Butterfly	Heat 6	VOLLMER Dana	USA	56.25	28 JUL
	Final	VOLLMER Dana	USA	55.98	29 JUL
Women's 4 x 100m Freestyle Relay	Final	USA - United States of America	USA	3:34.24	28 JUL
Women's 100m Backstroke	Final	FRANKLIN Missy	USA	58.33	30 JUL
Women's 400m Freestyle	Final	SCHMITT Allison	USA	4:01.77	29 JUL
Women's 200m Freestyle	Final	SCHMITT Allison	USA	1:53.61	31 JUL
Women's 200m Breaststroke	Semifinal 2	SONI Rebecca	USA	2:20.00	1 AUG
	Final	SONI Rebecca	USA	2:19.59	2 AUG
Women's 800m Freestyle	Final	LEDECKY Katie	USA	8:14.63	3 AUG
Women's 200m Backstroke	Final	FRANKLIN Missy	USA	2:04.06	3 AUG
Men's 1500m Freestyle	Final	COCHRANE Ryan	CAN	14:39.63	4 AUG
Women's 4 x 100m Medley Relay	Final	USA - United States of America	USA	3:52.05	4 AUG



Records Broken by Record Type

Records battus par type de record

As of SAT 4 AUG 2012

ASIAN RECORD

Event		Name	NOC Code	Time	Date
Men's 400m Individual Medley	Heat 3	HAGINO Kosuke	JPN	4:10.01	28 JUL
	Final	HAGINO Kosuke	JPN	4:08.94	28 JUL
Men's 400m Freestyle	Final	SUN Yang	CHN	3:40.14	28 JUL
Women's 400m Individual Medley	Final	YE Shiwen	CHN	4:28.43	28 JUL
Women's 100m Backstroke	Final	TERAKAWA Aya	JPN	58.83	30 JUL
Women's 200m Individual Medley	Final	YE Shiwen	CHN	2:07.57	31 JUL
Women's 200m Breaststroke	Final	SUZUKI Satomi	JPN	=2:20.72	2 AUG
Men's 1500m Freestyle	Final	SUN Yang	CHN	14:31.02	4 AUG



Records Broken by Record Type

Records battus par type de record

As of SAT 4 AUG 2012

EUROPEAN RECORD

Event		Name	NOC Code	Time	Date
Women's 100m Breaststroke	Semifinal 2	MEILUTYTE Ruta	LTU	1:05.21	29 JUL
Men's 200m Breaststroke	Final	GYURTA Daniel	HUN	2:07.28	1 AUG
Women's 200m Breaststroke	Final	EFIMOVA Iuliia	RUS	2:20.92	2 AUG



Records Broken by Record Type

Records battus par type de record

As of SAT 4 AUG 2012

OCEANIAN RECORD

Event		Name	NOC Code	Time	Date
Women's 100m Backstroke	Heat 4	SEEBOHM Emily	AUS	58.23	29 JUL
Women's 800m Freestyle	Final	BOYLE Lauren	NZL	8:22.72	3 AUG




Records Broken by Date

Records battus par date
As of SAT 4 AUG 2012

Date	Event		Name	NOC Code	Time	Record Type
28 JUL	Men's 400m Freestyle	Final	SUN Yang	CHN	3:40.14	Olympic
		Final	SUN Yang	CHN	3:40.14	Asian
	Men's 100m Breaststroke	Semifinal 1	van der BURGH Cameron	RSA	58.83	Olympic
		Semifinal 1	van der BURGH Cameron	RSA	58.83	African
	Men's 400m Individual Medley	Heat 3	HAGINO Kosuke	JPN	4:10.01	Asian
		Final	HAGINO Kosuke	JPN	4:08.94	Asian
	Women's 100m Butterfly	Heat 6	VOLLMER Dana	USA	56.25	Olympic
		Heat 6	VOLLMER Dana	USA	56.25	Americas
	Women's 400m Individual Medley	Final	YE Shiwen	CHN	4:28.43	World
		Final	YE Shiwen	CHN	4:28.43	Olympic
		Final	YE Shiwen	CHN	4:28.43	Asian
	Women's 4 x 100m Freestyle	Final	AUS - Australia	AUS	3:33.15	Olympic
Final		USA - United States of America	USA	3:34.24	Americas	
29 JUL	Men's 100m Breaststroke	Final	van der BURGH Cameron	RSA	58.46	World
		Final	van der BURGH Cameron	RSA	58.46	Olympic
		Final	van der BURGH Cameron	RSA	58.46	African
	Women's 400m Freestyle	Final	MUFFAT Camille	FRA	4:01.45	Olympic
		Final	SCHMITT Allison	USA	4:01.77	Americas
	Women's 100m Backstroke	Heat 4	SEEBOHM Emily	AUS	58.23	Olympic
		Heat 4	SEEBOHM Emily	AUS	58.23	Oceanian
	Women's 100m Breaststroke	Semifinal 2	MEILUTYTE Ruta	LTU	1:05.21	European
	Women's 100m Butterfly	Final	VOLLMER Dana	USA	55.98	World
		Final	VOLLMER Dana	USA	55.98	Olympic
Final		VOLLMER Dana	USA	55.98	Americas	
30 JUL	Men's 100m Backstroke	Final	GREVERS Matthew	USA	52.16	Olympic
	Men's 200m Butterfly	Semifinal 1	le CLOS Chad	RSA	1:54.34	African
	Women's 100m Backstroke	Final	FRANKLIN Missy	USA	58.33	Americas
		Final	TERAKAWA Aya	JPN	58.83	Asian
Women's 200m Individual Medley	Semifinal 2	YE Shiwen	CHN	2:08.39	Olympic	
31 JUL	Men's 200m Butterfly	Final	le CLOS Chad	RSA	1:52.96	African
	Women's 200m Freestyle	Final	SCHMITT Allison	USA	1:53.61	Olympic
		Final	SCHMITT Allison	USA	1:53.61	Americas
	Women's 200m Individual Medley	Final	YE Shiwen	CHN	2:07.57	Olympic
		Final	YE Shiwen	CHN	2:07.57	Asian
1 AUG	Men's 200m Breaststroke	Final	GYURTA Daniel	HUN	2:07.28	World
		Final	GYURTA Daniel	HUN	2:07.28	Olympic
		Final	GYURTA Daniel	HUN	2:07.28	European
	Women's 100m Freestyle	Semifinal 2	KROMOWIDJOJO Ranomi	NED	53.05	Olympic
	Women's 200m Breaststroke	Semifinal 2	SONI Rebecca	USA	2:20.00	World
		Semifinal 2	SONI Rebecca	USA	2:20.00	Olympic
		Semifinal 2	SONI Rebecca	USA	2:20.00	Americas
		Semifinal 2	van BILJON Suzaan	RSA	2:23.21	African
	Women's 200m Butterfly	Final	JIAO Liuyang	CHN	2:04.06	Olympic
	Women's 4 x 200m Freestyle	Final	USA - United States of America	USA	7:42.92	Olympic
2 AUG	Men's 200m Backstroke	Final	CLARY Tyler	USA	1:53.41	Olympic
	Women's 100m Freestyle	Final	KROMOWIDJOJO Ranomi	NED	53.00	Olympic
	Women's 200m Breaststroke	Final	SONI Rebecca	USA	2:19.59	World
		Final	SONI Rebecca	USA	2:19.59	Olympic
		Final	SONI Rebecca	USA	2:19.59	Americas
		Final	SUZUKI Satomi	JPN	=2:20.72	Asian
	Final	EFIMOVA Iuliia	RUS	2:20.92	European	
3 AUG	Women's 800m Freestyle	Final	LEDECKY Katie	USA	8:14.63	Americas
		Final	BOYLE Lauren	NZL	8:22.72	Oceanian
	Women's 200m Backstroke	Final	FRANKLIN Missy	USA	2:04.06	World



Swimming
Natation



Date	Event		Name	NOC Code	Time	Record Type
		Final	FRANKLIN Missy	USA	2:04.06	Olympic
		Final	FRANKLIN Missy	USA	2:04.06	Americas
4 AUG	Men's 1500m Freestyle	Final	SUN Yang	CHN	14:31.02	World
		Final	SUN Yang	CHN	14:31.02	Olympic
		Final	SUN Yang	CHN	14:31.02	Asian
		Final	COCHRANE Ryan	CAN	14:39.63	Americas
		Final	KROMOWIDJOJO Ranomi	NED	24.05	Olympic
	Women's 50m Freestyle	Final	KROMOWIDJOJO Ranomi	NED	24.05	Olympic
	Women's 4 x 100m Medley Relay	Final	USA - United States of America	USA	3:52.05	World
		Final	USA - United States of America	USA	3:52.05	Olympic
Final		USA - United States of America	USA	3:52.05	Americas	