

London Organising Committee of the
Olympic Games and Paralympic Games Limited



Official results book
Volleyball
28 July – 12 August





Medallists
Médailleurs

GOLD

BRA - Brazil

- 1 CLAUDINO Fabiana (C)
- 3 LINS Danielle
- 4 PEQUENO Paula
- 5 SILVA Adenizia
- 6 MENEZES Thaisa
- 8 CARVALHO Jaqueline
- 9 FERREIRA Fernanda
- 11 CAIXETA Tandara
- 12 PEREIRA Natalia
- 13 CASTRO Sheilla
- 14 OLIVEIRA Fabiana (L)
- 16 RODRIGUES Fernanda

SILVER

USA - United States

- 2 SCOTT-ARRUDA Danielle
- 3 HANEEF-PARK Tayyiba
- 4 BERG Lindsey (C)
- 5 MIYASHIRO Tamari
- 6 DAVIS Nicole (L)
- 10 LARSON Jordan
- 11 HODGE Megan
- 13 HARMOTTO Christa
- 15 TOM Logan
- 16 AKINRADEWO Foluke
- 17 THOMPSON Courtney
- 19 HOOKER Destinee

BRONZE

JPN - Japan

- 2 NAKAMICHI Hitomi
- 3 TAKESHITA Yoshie
- 4 YAMAGUCHI Mai
- 5 ARAKI Erika (C)
- 7 INOUE Kaori
- 8 KANO Maiko
- 10 SANO Yuko (L)
- 11 OTOMO Ai
- 12 SHINNABE Risa
- 14 SAKODA Saori
- 16 EBATA Yukiko
- 18 KIMURA Saori

LEGEND

C Team Captain L Libero Player



Final Standings
Classement final

REVISED
11 AUG 21:00

As of SAT 11 AUG 2012 at 20:21

P4

Medal	Rank	Team
Gold	1	BRA - Brazil
Silver	2	USA - United States
Bronze	3	JPN - Japan
	4	KOR - Korea
	5	CHN - China
	5	DOM - Dominican Rep.
	5	ITA - Italy
	5	RUS - Russia
	9	GBR - Great Britain
	9	TUR - Turkey
	11	ALG - Algeria
	11	SRB - Serbia

Player Awards

MVP	KIM Yeon-Koung (KOR)
Best Scorer	KIM Yeon-Koung (KOR)
Best Spiker	HOOKEER Destinee (USA)
Best Blocker	CLAUDINO Fabiana (BRA)
Best Server	CASTRO Sheilla (BRA)
Best Setter	STARTSEVA Evgeniya (RUS)
Best Receiver	RODRIGUES Fernanda (BRA)
Best Libero	CASTILLO Brenda (DOM)

LEGEND
MVP Most Valuable Player

Best Receiver added.



Volleyball
Volleyball
Women
Femmes



Team Roster
Composition de l' équipe

As of WED 25 JUL 2012 at 17:34

ALG - Algeria

No	C/L	Name	Shirt Name	Height m / ft in	Weight kg / lbs	Highest Reach		Date of Birth	Club	National Selections			
						Spike cm	Block cm			WCH	OG	Int	Tot
1		HENNAOUI Sehryne	HENNAOUI S.	1.72/5'8"	69/152	285	273	10 JAN 1988	Hainaut Volleyball, Valenciennes (FRA)	0	5	15	20
2		ACHOUR Dallal Merwa	ACHOUR	1.75/5'9"	60/132	279	273	03 NOV 1994	ESF Mouzaia, Blida (ALG)	0	0	12	12
3	L	HAMMOUCHE Salima	SALIMA	1.58/5'2"	54/119	270	265	17 JAN 1984	G.S. Petroliers, Alger (ALG)	5	0	10	15
5		KHAMTACHE Amel	KHAMTACHE	1.81/5'11"	65/143	240	235	04 MAY 1981	G.S. Petroliers, Alger (ALG)	0	0	4	4
8		BENSALEM Zohra	BENSALEM	1.78/5'10"	68/150	310	299	05 APR 1990	G.S. Petroliers, Alger (ALG)	5	0	50	55
9		BELHOCINE Sarra	BELHOCINE	1.76/5'9"	58/128	272	266	18 SEP 1994	G.S. Petroliers, Alger (ALG)	0	0	15	15
11		ABDERRAHIM Mouni	MOUNI	1.71/5'7"	60/132	305	293	19 NOV 1985	ASW Bejaia, Bejaia (ALG)	11	5	80	96
12		BOUKHIMA Safia	BOUKHIMA	1.76/5'9"	64/141	294	284	10 JAN 1991	G.S. Petroliers, Alger (ALG)	5	5	55	65
13	L	MANSOURI Nawal	MANSOURI	1.74/5'9"	64/141	291	281	01 AUG 1985	G.S. Petroliers, Alger (ALG)	8	5	50	63
17	C	OULMOU Lydia	OULMOU	1.86/6'1"	74/163	310	305	02 FEB 1986	Istres Volleyball, Istres (FRA)	11	5	73	89
18		AISSOU Tassadit	SASSA	1.84/6'0"	80/176	295	285	19 JUN 1989	Nedjmet Chlef, Chlef (ALG)	5	5	40	50
19		BOURIHANE Celia	BOURIHANE	1.77/5'10"	60/132	295	289	22 JAN 1995	Ncbejaia, Bejaia (ALG)	8	0	20	28
				Team Minimum	1.58/5'2"	54/119	240	235					
				Team Average	1.76/5'9"	65/143	287	279					
				Team Maximum	1.86/6'1"	80/176	310	305					

Technical Staff:

Team Manager LEMOUCHI Mustapha
Coach: STRUMILO George (POL)
Assistant: SAIDANI Aimad-Eddina
Therapist/Trainer HARBOUCHE Fatma

Uniform Colours

Main
2nd
3rd

Shirt
White
Red
Green

Shorts
White
Red
Green

LEGEND														
C	Team Captain													
Int	Other International Competitions													
L	Libero Player													
OG	Olympic Games													
Tot	Total													
WCH	World Championships													





Volleyball
Volleyball
Women
Femmes



Team Roster
Composition de l' équipe

As of THU 26 JUL 2012 at 14:39

BRA - Brazil

No	C/L	Name	Shirt Name	Height m / ft in	Weight kg / lbs	Highest Reach		Date of Birth	Club	National Selections			
						Spike cm	Block cm			WCH	OG	Int	Tot
1	C	CLAUDINO Fabiana	FABIANA	1.94/6'4"	74/163	314	293	24 JAN 1985	Fenerbahce, Istanbul (TUR)	14	13	76	103
3		LINS Danielle	DANI LINS	1.83/6'0"	73/161	290	276	05 JAN 1985	Sesi/SP, Sao Paulo (BRA)	13	0	12	25
4		PEQUENO Paula	PAULA	1.84/6'0"	74/163	302	285	22 JAN 1982	Volei Futuro, Sao Paulo (BRA)	24	8	84	116
5		SILVA Adenizia	ADENIZIA	1.83/6'0"	62/137	312	290	18 DEC 1986	Sollys Osasco, Osasco (BRA)	6	0	35	41
6		MENEZES Thaisa	THAISA	1.94/6'4"	65/143	316	301	15 MAY 1987	Sollys Osasco, Osasco (BRA)	14	6	59	79
8		CARVALHO Jaqueline	JAQUE	1.86/6'1"	70/154	302	286	31 DEC 1983	Sollys Osasco, Osasco (BRA)	13	5	58	76
9		FERREIRA Fernanda	FERNANDINHA	1.72/5'8"	66/146	283	264	10 JAN 1980	Iqtisadchi Baku, Baku (AZE)	12	0	33	45
11		CAIXETA Tandara	TANDARA	1.84/6'0"	87/192	295	285	30 OCT 1988	Sollys Osasco, Osasco (BRA)	0	0	29	29
12		PEREIRA Natalia	NATALIA	1.83/6'0"	76/168	300	288	04 APR 1989	Unilever, Rio de Janeiro (BRA)	14	0	131	145
13		CASTRO Sheilla	SHEILLA	1.87/6'2"	67/148	302	284	01 JUL 1983	Sollys Osasco, Osasco (BRA)	16	7	72	95
14	L	OLIVEIRA Fabiana	FABI	1.66/5'5"	56/123	276	266	07 MAR 1980	Unilever, Rio de Janeiro (BRA)	11	7	75	93
16		RODRIGUES Fernanda	FE GARAY	1.79/5'10"	74/163	308	288	10 MAY 1986	Volei Futuro, Sao Paulo (BRA)	0	0	54	54
				Team Minimum	1.66/5'5"	56/123	276	264					
				Team Average	1.83/6'0"	70/155	300	284					
				Team Maximum	1.94/6'4"	87/192	316	301					

Technical Staff:

Team Manager PROENCA Jose
Coach: GUIMARAES Jose
Assistant: JUNIOR Paulo / PINHEIRO Claudio
Doctor NARDELLI Julio
Therapist/Trainer RAMOS Alexandre

Uniform Colours

Main Yellow
2nd White
3rd Blue

Shirt

Yellow
 White
 Blue

Shorts

Blue
 Blue
 Blue

LEGEND											
C	Team Captain	Int	Other International Competitions	L	Libero Player	OG	Olympic Games	Tot	Total		
WCH	World Championships										





Volleyball
Volleyball
Women
Femmes



Team Roster
Composition de l' équipe

As of WED 25 JUL 2012 at 17:36

CHN - China

No	C/L	Name	Shirt Name	Height m / ft in	Weight kg / lbs	Highest Reach		Date of Birth	Club	National Selections			
						Spike cm	Block cm			WCH	OG	Int	Tot
1		WANG Yimei	WANG Y.M	1.90/6'3"	90/198	318	305	11 JAN 1988	Liaoning, Liaoning (CHN)	19	8	157	184
2		MI Yang	MI Y.	1.80/5'11"	70/154	305	298	24 JAN 1989	Tianjin, Tianjin (CHN)	0	0	42	42
4		HUI Ruoqi	HUI R.Q.	1.89/6'2"	70/154	312	305	04 MAR 1991	Jiangsu, Nanjing (CHN)	0	0	78	78
6		CHU Jinling	CHU.J.L	1.86/6'1"	75/165	310	302	29 JUL 1984	Liaoning, Liaoning (CHN)	0	0	10	10
7	L	ZHANG Xian	ZHANG X.	1.67/5'6"	57/126	290	280	16 MAR 1985	Liaoning, Shenyang (CHN)	11	0	101	112
8	C	WEI Qiuyue	WEI Q.Y.	1.82/6'0"	65/143	305	300	26 SEP 1988	Tianjin, Tianjin (CHN)	19	8	173	200
9		YANG Junjing	YANG J.J.	1.90/6'3"	70/154	308	300	15 MAY 1989	Army, Beijing (CHN)	0	0	42	42
10		SHAN Danna	SHAN D.N.	1.68/5'6"	60/132	295	285	08 OCT 1991	Zhejiang, Hangzhou (CHN)	0	0	35	35
11		XU Yunli	XU Y.L.	1.96/6'5"	75/165	317	315	02 AUG 1987	Fujian, Fuzhou (CHN)	19	8	173	200
12		ZENG Chunlei	ZENG C.L.	1.86/6'1"	77/170	318	315	03 NOV 1989	Beijing, Beijing (CHN)	0	0	10	10
15		MA Yunwen	MA Y.W.	1.89/6'2"	76/168	315	307	19 OCT 1986	Shanghai, Shanghai (CHN)	19	8	162	189
17		ZHANG Lei	ZHANG L.	1.81/5'11"	71/157	316	310	11 JAN 1985	Shanghai, Shanghai (CHN)	11	0	58	69
				Team Minimum	1.67/5'6"	57/126	290	280					
				Team Average	1.84/6'0"	71/157	309	302					
				Team Maximum	1.96/6'5"	90/198	318	315					

Technical Staff:

Team Manager: LI Xu
Coach: JUEMIN Yu
Assistant: YAWEN Lai / LINGXI Yuan
Doctor: YONGJI Wei

Uniform Colours

Main
2nd
3rd

Shirt
 Red
 Blue
 White

Shorts
 Red
 Blue
 Blue

LEGEND									
C	Team Captain	Int	Other International Competitions	L	Libero Player	OG	Olympic Games	Tot	Total
WCH	World Championships								





Volleyball
Volleyball
Women
Femmes



REVISED
28 JUL 17:37

Team Roster
Composition de l' équipe

As of SAT 28 JUL 2012 at 16:02

DOM - Dominican Rep.

No	C/L	Name	Shirt Name	Height m / ft in	Weight kg / lbs	Highest Reach		Date of Birth	Club	National Selections			
						Spike cm	Block cm			WCH	OG	Int	Tot
1		VARGAS VALDEZ Annerys Victoria	Valdez	1.96/6'5"	70/154	327	320	07 AUG 1981	Seleccion Nacional, Santo Domingo (DOM)	36	5	216	257
3		EVE MEJIA Lisvel Elisa	Eve-Mejia	1.94/6'4"	70/154	325	315	10 SEP 1991	Mirador, Santo Domingo (DOM)	23	0	116	139
5	L	CASTILLO Brenda	Castillo	1.67/5'6"	55/121	245	230	05 JUN 1992	San Cristobal, San Cristobal (DOM)	10	0	126	136
7		MARTE FRICA Niverka Dharlenis	Marte	1.78/5'10"	71/157	295	283	19 OCT 1990	Deportivo Nacional, Santo Domingo (DOM)	15	0	69	84
8		ARIAS PEREZ Candida Estefany	Arias	1.92/6'4"	68/150	320	315	11 MAR 1992	San Cristobal, San Cristobal (DOM)	29	0	80	109
9		NUNEZ Sidarka de los Milagros	Nunez	1.80/5'11"	62/137	330	320	25 JUN 1984	Malanga, Santo Domingo (DOM)	28	5	201	234
10	C	CABRAL de la CRUZ Milagros	Cabral	1.81/5'11"	63/139	325	320	17 OCT 1978	Los Cachorros, Santo Domingo (DOM)	36	5	342	383
12		ECHENIQUE MEDINA Karla Miguelina	Echenique	1.80/5'11"	65/143	300	290	15 MAY 1986	Deportivo Nacional, Santo Domingo (DOM)	17	0	101	118
13		RONDON MARTINEZ Cindy Carolina	Rondon	1.86/6'1"	61/134	320	315	12 NOV 1987	Mirador, Santo Domingo (DOM)	23	0	115	138
14		RIVERA BRENS Prisilla Altagracia	Rivera	1.86/6'1"	70/154	320	315	29 DEC 1984	San Pedro, San Pedro de Macoris (DOM)	36	5	272	313
17		MAMBRU CASILLA Gina Altagracia	Mamburu	1.80/5'11"	65/143	330	315	21 JAN 1986	Los Cachorros, Santo Domingo (DOM)	0	0	179	179
18		de la CRUZ de PENA Bethania	De La Cruz	1.88/6'2"	70/154	330	320	13 MAY 1987	Deportivo Nacional, Santo Domingo (DOM)	26	0	190	216
				Team Minimum	1.67/5'6"	55/121	245	230					
				Team Average	1.84/6'0"	66/145	314	305					
				Team Maximum	1.96/6'5"	71/157	330	320					

Technical Staff:

Team Manager CORDERO BONILLA Eladia
Coach: KWIEK Marcos (BRA)
Assistant: ROCHA PACHECO Wagner (BRA) / SANCHEZ DURAN Wilson
Doctor FIGUEROA GONZALEZ Victor
Therapist/Trainer ANDISIN Ruben

Uniform Colours

Main
2nd
3rd
 Red
 White
 Blue

Shirt

Red
 White
 Blue

Shorts

Red
 White
 Blue

LEGEND											
C	Team Captain	Int	Other International Competitions	L	Libero Player	OG	Olympic Games	Tot	Total		
WCH	World Championships										

Additional 2nd Assistant Coach added.





Volleyball
Volleyball
Women
Femmes



Team Roster
Composition de l' équipe

As of THU 26 JUL 2012 at 17:30

GBR - Great Britain

No	C/L	Name	Shirt Name	Height m / ft in	Weight kg / lbs	Highest Reach		Date of Birth	Club	National Selections			
						Spike cm	Block cm			WCH	OG	Int	Tot
1		LEAF Savannah	LEAF	1.83/6'0"	73/161	316	289	24 NOV 1993	San Jose State University, SAN JOSE CALIFORNIA (US)	0	0	5	5
2		WICKS Lucy	WICKS	1.73/5'8"	62/137	285	274	20 MAR 1982	Alemannia Aachen, AACHEN (GER)	0	0	89	89
4		LAYBOURNE Rachel	LAYBOURNE	1.79/5'10"	67/148	299	279	19 MAY 1982	Silesia Volley Myslowice, MYSLOWICE (POL)	0	0	81	81
6		TAYLOR Jennifer	TAYLOR	1.78/5'10"	71/157	287	278	16 AUG 1980	TFM / DOK Dwingeloo, DRENTHE (NED)	0	0	91	91
7	L	BERTELLI Maria	BERTELLI	1.71/5'7"	63/139	279	263	06 OCT 1977	VBC Koeniz, KOENIZ (SUI)	0	0	94	94
8		BRAGG Rachel	BRAGG	1.84/6'0"	75/165	300	283	11 DEC 1984	VT Aurubris Hamburg, HAMBURG (GER)	0	0	79	79
9		MORGAN Joanne	MORGAN	1.70/5'7"	60/132	278	271	07 OCT 1983	TFM / DOK Dwingeloo, DRENTHE (NED)	0	0	89	89
10	C	BEATTIE Lynne	BEATTIE	1.82/6'0"	65/143	305	287	23 DEC 1985	CV Las Palmas de Gran Can, LAS PALMAS (ESP)	0	0	74	74
12		REID Elizabeth	REID	1.73/5'8"	60/132	314	300	21 MAR 1989	University of Georgia, ATHENS GEORGIA (USA)	0	0	78	78
17		SANDELL Janine	SANDELL	1.77/5'10"	82/181	305	283	07 DEC 1985	Valeriano Alles Menorca, MENORCA (ESP)	0	0	77	77
18		CARTER Grace	CARTER	1.83/6'0"	78/172	304	291	10 AUG 1989	Olympic Torville, TERVILLE (FRA)	0	0	86	86
19		MICHEL Ciara	MICHEL	1.94/6'4"	70/154	320	302	02 JUL 1985	Alemannia Aachen, AACHEN (GER)	0	0	23	23
			Team Minimum	1.70/5'7"	60/132	278	263						
			Team Average	1.79/5'10"	69/152	299	283						
			Team Maximum	1.94/6'4"	82/181	320	302						

Technical Staff:

Team Manager BARTON Kenny
Coach: COOPER Audrey
Assistant: GOODCHILD David / GOSWELL Ian
Doctor TILL Simon
Therapist/Trainer McKEOWN Alison

Uniform Colours

Main
2nd
3rd

Shirt

Red
 White
 Blue

Shorts

Blue
 Blue
 Blue

LEGEND											
C	Team Captain	Int	Other International Competitions	L	Libero Player	OG	Olympic Games	Tot	Total		
WCH	World Championships										





Volleyball
Volleyball
Women
Femmes



REVISED
28 JUL 13:44

Team Roster
Composition de l' équipe

As of SAT 28 JUL 2012 at 13:14

ITA - Italy

No	C/L	Name	Shirt Name	Height m / ft in	Weight kg / lbs	Highest Reach		Date of Birth	Club	National Selections			
						Spike cm	Block cm			WCH	OG	Int	Tot
3	L	CROCE Paola	CROCE	1.67/5'6"	52/115	290	265	06 MAR 1978	Liu Jo Volley Modena, Modena (ITA)	0	0	112	112
5		RONDON Giulia	RONDON	1.89/6'2"	74/163	304	280	16 OCT 1987	Icos Crema, Crema (ITA)	10	0	107	117
6		de GENNARO Monica	DE GENNARO	1.74/5'9"	67/148	315	290	08 JAN 1987	Scavolini Pesaro, Pesaro (ITA)	0	0	63	63
8		BARAZZA Jenny	BARAZZA	1.88/6'2"	72/159	300	285	24 JUL 1981	Liu Jo Volley Modena, Modena (ITA)	10	11	252	273
9		BOSETTI Caterina	BOSETTI C.	1.79/5'10"	59/130	299	281	02 FEB 1994	MC-Carnaghi Villa Cortese, Villa Cortese (ITA)	0	0	24	24
12		PICCININI Francesca	PICCININI	1.84/6'0"	71/157	304	279	10 JAN 1979	Foppapedretti BG, Bergamo (ITA)	20	16	427	463
13		ARRIGHETTI Valentina	ARRIGHETTI	1.85/6'1"	72/159	294	280	26 JAN 1985	Foppapedretti BG, Bergamo (ITA)	10	0	137	147
14	C	LO BIANCO Eleonora	LO BIANCO	1.71/5'7"	67/148	287	273	22 DEC 1979	Galatasaray Istanbul, Istanbul (TUR)	29	16	473	518
15		del CORE Antonella	DEL CORE	1.80/5'11"	70/154	296	279	05 NOV 1980	Fakel Novy Urengoy, Novy Urengoy (TUR)	0	6	215	221
16		BOSETTI Lucia	BOSETTI L.	1.75/5'9"	65/143	306	286	09 JUL 1989	MC-Carnaghi Villa Cortese, Villa Cortese (ITA)	10	0	138	148
17		GIOLI Simona	GIOLI	1.85/6'1"	70/154	307	283	17 SEP 1977	Fakel Novy Urengoy, Novy Urengoy (TUR)	10	11	280	301
18		COSTAGRANDE Carolina del Pilar	COSTAGRANDE	1.88/6'2"	80/176	312	291	15 OCT 1980	Guangdong Evergrande, Guangdong (CHN)	0	0	41	41
				Team Minimum	1.67/5'6"	52/115	287	265					
				Team Average	1.80/5'11"	68/150	301	281					
				Team Maximum	1.89/6'2"	80/176	315	291					

Technical Staff:

Team Manager CRISTOFORI Federico
Coach: BARBOLINI Massimo
Assistant: BRACCI Marco / MAZZANTI Davide
Doctor FERRAZZA Fabrizio
Therapist/Trainer ROSI Laura

Uniform Colours

Main
2nd
3rd

Shirt

Royal Blue
Dark Blue
White

Shorts

Royal Blue
Dark Blue
Dark Blue

LEGEND

C Team Captain **Int** Other International Competitions **L** Libero Player **OG** Olympic Games **Tot** Total
WCH World Championships

Player No. 9 and No. 16 Shirt Names changed to include their first name initials.



Volleyball
Volleyball
Women
Femmes



Team Roster
Composition de l' équipe

As of THU 26 JUL 2012 at 14:39

JPN - Japan

No	C/L	Name	Shirt Name	Height m / ft in	Weight kg / lbs	Highest Reach		Date of Birth	Club	National Selections			
						Spike cm	Block cm			WCH	OG	Int	Tot
2		NAKAMICHI Hitomi	NAKAMICHI	1.59/5'3"	53/117	270	256	18 SEP 1985	Toray Arrows, Otsu, Shiga (JPN)	11	0	40	51
3		TAKESHITA Yoshie	TAKESHITA	1.59/5'3"	53/117	280	270	18 MAR 1978	JT Marvelous, Nishinomiya, Hyogo (JPN)	18	12	278	308
4		YAMAGUCHI Mai	YAMAGUCHI	1.76/5'9"	62/137	302	290	03 JUL 1983	Okayama Seagulls, Okayama, Okayama (JPN)	11	0	55	66
5	C	ARAKI Erika	ARAKI	1.86/6'1"	80/176	308	298	03 AUG 1984	Toray Arrows, Otsu, Shiga (JPN)	18	6	149	173
7		INOUE Kaori	INOUE	1.82/6'0"	59/130	306	300	21 OCT 1982	Denso Airybees, Nishio, Aichi (JPN)	11	0	41	52
8		KANO Maiko	KANO	1.85/6'1"	72/159	303	285	15 JUL 1988	Besiktas, Istanbul (TUR)	0	0	75	75
10	L	SANO Yuko	SANO	1.59/5'3"	53/117	260	250	26 JUL 1979	Igtisadchi Baku, Baku (AZE)	23	6	143	172
11		OTOMO Ai	AI	1.84/6'0"	68/150	312	305	24 MAR 1982	JT Marvelous, Nishinomiya, Hyogo (JPN)	11	6	79	96
12		SHINNABE Risa	RISA	1.73/5'8"	66/146	295	268	11 JUL 1990	Hisamitsu Springs, Kobe, Hyogo (JPN)	0	0	40	40
14		SAKODA Saori	SAKODA	1.75/5'9"	64/141	305	279	18 DEC 1987	Toray Arrows, Otsu, Shiga (JPN)	11	0	56	67
16		EBATA Yukiko	EBATA	1.76/5'9"	70/154	305	290	07 NOV 1989	Hitachi Rivale, Hitachinaka, Ibaraki (JPN)	11	0	56	67
18		KIMURA Saori	SAORI	1.85/6'1"	65/143	304	293	19 AUG 1986	Toray Arrows, Otsu, Shiga (JPN)	18	12	181	211
				Team Minimum	1.59/5'3"	53/117	260	250					
				Team Average	1.75/5'9"	64/141	296	282					
				Team Maximum	1.86/6'1"	80/176	312	305					

Technical Staff:

Team Manager ARAKIDA Yuko
Coach: MANABE Masayoshi
Assistant: ABO Kiyoshi / KAWAKITA Gen
Therapist/Trainer WAKAMIYA Keiji

Uniform Colours

Main
2nd
3rd

Shirt
 Red
 White
 Black

Shorts
 Black
 Red
 Black

LEGEND									
C	Team Captain	Int	Other International Competitions	L	Libero Player	OG	Olympic Games	Tot	Total
WCH	World Championships								





Team Roster
Composition de l' équipe

As of WED 25 JUL 2012 at 17:38

KOR - Korea

No	C/L	Name	Shirt Name	Height m / ft in	Weight kg / lbs	Highest Reach		Date of Birth	Club	National Selections			
						Spike cm	Block cm			WCH	OG	Int	Tot
3		HA Joon-Eem	HA Joon-eem	1.88/6'2"	73/161	287	281	26 DEC 1989	Korea Highway Corp., Seongnam (KOR)	0	0	16	16
4	C	KIM Sa-Nee	KIM Sa-nee	1.77/5'10"	65/143	302	292	21 JUN 1981	Heungkuk Life Insurance, Incheon (KOR)	20	8	144	172
5	L	KIM Hae-Ran	KIM Hae-ran	1.68/5'6"	57/126	280	270	16 MAR 1984	Korea Highway Corp., Seongnam (KOR)	9	0	69	78
7		LIM Hyo-Sook	LIM Hyo-sook	1.78/5'10"	79/174	278	270	26 APR 1982	Korea Highway Corp., Seongnam (KOR)	0	0	23	23
10		KIM Yeon-Koung	KIM Yeon-koung	1.92/6'4"	73/161	307	299	26 FEB 1988	Heungkuk Life Insurance, Incheon (KOR)	9	0	75	84
11		HAN Yoo-Mi	HAN Yoo-mi	1.80/5'11"	63/139	307	297	05 FEB 1982	Korea Ginseng Corp., Daejeon (KOR)	20	0	60	80
12		HAN Song-Yi	HAN Song-yi	1.86/6'1"	65/143	305	298	05 SEP 1984	GS Caltex, Seoul (KOR)	9	8	53	70
13		JUNG Dae-Young	JUNG Dae-young	1.83/6'0"	68/150	303	292	12 AUG 1981	GS Caltex, Seoul (KOR)	20	0	108	128
14		HWANG Youn-Joo	HWANG Youn-joo	1.77/5'10"	68/150	303	294	13 AUG 1986	Hyundai, Suwon (KOR)	9	0	66	75
17		YANG Hyo-Jin	YANG Hyo-jin	1.90/6'3"	72/159	287	280	14 DEC 1989	Hyundai, Suwon (KOR)	0	0	54	54
19		KIM Hee-Jin	KIM Hee-jin	1.86/6'1"	75/165	300	295	29 APR 1991	IBK, Hwasung (KOR)	0	0	60	60
20		LEE Sook-Ja	LEE Sook-ja	1.75/5'9"	58/128	286	264	17 JUN 1980	GS Caltex, Seoul (KOR)	0	0	78	78
				Team Minimum	1.68/5'6"	57/126	278	264					
				Team Average	1.82/6'0"	68/150	295	286					
				Team Maximum	1.92/6'4"	79/174	307	299					

Technical Staff:

Coach: KIM Hyung Sil
Assistant: HONG Sung Jin / KIM Hyeyoung

Uniform Colours

Main
2nd
3rd

Shirt
White
Navy
Red

Shorts
Navy/White
Navy/Red
Red/Navy

LEGEND									
C	Team Captain	Int	Other International Competitions	L	Libero Player	OG	Olympic Games	Tot	Total
WCH	World Championships								



Volleyball
Volleyball
Women
Femmes



REVISED
28 JUL 17:37

Team Roster
Composition de l' équipe

As of SAT 28 JUL 2012 at 16:02

RUS - Russia

No	C/L	Name	Shirt Name	Height m / ft in	Weight kg / lbs	Highest Reach		Date of Birth	Club	National Selections			
						Spike cm	Block cm			WCH	OG	Int	Tot
1	C	BORISENKO Maria	Borodakova	1.90/6'3"	80/176	301	297	08 MAR 1986	Dinamo-Kazan, Kazan (RUS)	20	6	53	79
3		PEREPELKINA Maria	Perepelkina	1.87/6'2"	72/159	304	300	09 MAR 1984	Dinamo Moscow, Moscow (RUS)	11	0	17	28
4		ESTES Evgenia	Estes	1.91/6'3"	80/176	315	306	17 JUL 1975	Uralochka-NTMK, Ekaterinburg (RUS)	17	19	428	464
5		SHASHKOVA Liubov	Sokolova	1.92/6'4"	73/161	310	304	04 DEC 1977	Fenerbahce, Istanbul (TUR)	19	3	188	210
6		MATIENKO Anna	Matienko	1.82/6'0"	68/150	298	292	12 JUL 1981	Dinamo Moscow, Moscow (RUS)	0	0	0	0
7	L	KRYUCHKOVA Svetlana	Kryuchkova	1.74/5'9"	63/139	290	286	21 FEB 1985	Dinamo Moscow, Moscow (RUS)	20	0	34	54
8		GONCHAROVA Nataliya	Obmochaeva	1.94/6'4"	75/165	315	306	01 JUN 1989	Dinamo Moscow, Moscow (RUS)	11	0	17	28
11		GAMOVA Ekaterina	Gamova	2.02/6'8"	80/176	321	310	17 OCT 1980	Dinamo-Kazan, Kazan (RUS)	31	21	179	231
13		STARTSEVA Evgeniya	Startseva	1.85/6'1"	68/150	294	290	12 FEB 1989	Dinamo-Krasnodar, Krasnodar (RUS)	11	0	24	35
14		KABESHOVA Ekaterina	Ulanova	1.72/5'8"	61/134	298	290	05 AUG 1986	Dinamo-Kazan, Kazan (RUS)	11	6	50	67
15		KOSHELEVA Tatiana	Kosheleva	1.91/6'3"	67/148	315	305	23 DEC 1988	Dinamo-Krasnodar, Krasnodar (RUS)	11	0	34	45
16		MERKULOVA Iuliia	Merkulova	2.02/6'8"	75/165	317	308	17 FEB 1984	Dinamo Moscow, Moscow (RUS)	20	6	43	69
				Team Minimum	1.72/5'8"	61/134	290	286					
				Team Average	1.89/6'2"	72/158	307	300					
				Team Maximum	2.02/6'8"	80/176	321	310					
													109
													464

Technical Staff:

Team Manager ERKHOV Andrey
Coach: OVCHINNIKOV Sergey
Assistant: KURNOSOV Igor / KOZHIN Andrey
Doctor KLIMOVSKIY Pavel
Therapist/Trainer SANDUL Dmitry

Uniform Colours

Main
2nd
3rd

Shirt
White
Blue
Red

Shorts
Blue
Blue
Red

LEGEND											
C	Team Captain	Int	Other International Competitions	L	Libero Player	OG	Olympic Games	Tot	Total		
WCH	World Championships										

Additional 2nd Assistant Coach added.





Volleyball
Volleyball
Women
Femmes



Team Roster
Composition de l' équipe

As of WED 25 JUL 2012 at 17:38

SRB - Serbia

No	C/L	Name	Shirt Name	Height m / ft in	Weight kg / lbs	Highest Reach		Date of Birth	Club	National Selections			
						Spike cm	Block cm			WCH	OG	Int	Tot
2		BRAKOCEVIC Jovana	BRAKOCEVIC	1.96/6'5"	82/181	309	295	05 MAR 1988	JT Marvelous, Nishinomiya (JPN)	22	6	132	160
3		DJERISILO Ivana	DJERISILO	1.85/6'1"	72/159	277	252	08 AUG 1983	Urbino Volley, Urbino (ITA)	11	6	68	85
4		ZIVKOVIC Bojana	ZIVKOVIC	1.85/6'1"	70/154	292	284	29 MAR 1988	VBC Volero Zurich, Zurich (SUI)	0	0	60	60
5		KRSMANOVIC Natasa	KRSMANOVIC	1.88/6'2"	73/161	294	273	19 JUN 1985	Rabita Baku, Baku (AZE)	21	6	149	176
7		MIHAJLOVIC Brankica	MIHAJLOVIC	1.90/6'3"	80/176	282	264	13 APR 1991	VBC Volero Zurich, Zurich (SUI)	0	0	19	19
9		VESOVIC Jovana	VESOVIC	1.82/6'0"	68/150	283	268	21 JUN 1987	Tomis Constanta, Constanta (ROU)	22	6	133	161
10	C	OGNJENOVIC Maja	OGNJENOVIC	1.83/6'0"	68/150	290	270	06 AUG 1984	Liu Jo Volley Modena, Modena (ITA)	22	6	151	179
11		VELJKOVIC Stefana	VELJKOVIC	1.90/6'3"	76/168	320	305	09 JAN 1990	Asystel Novara S.P.A., Novara (ITA)	11	6	87	104
16		RASIC Milena	RASIC	1.93/6'4"	75/165	303	293	25 OCT 1990	RC de Cannes, Cannes (FRA)	11	0	103	114
18	L	CEBIC Suzana	CEBIC	1.67/5'6"	60/132	279	255	09 NOV 1984	VfB 91 Suhl, Suhl (GER)	21	6	112	139
19		STAROVIC Sanja	STAROVIC	1.94/6'4"	96/212	317	304	25 MAR 1983	Rabita Baku, Baku (AZE)	0	0	56	56
20		BLAGOJEVIC Jelena	BLAGOJEVIC	1.81/5'11"	70/154	267	242	01 DEC 1988	Volley Urbino, Urbino (ITA)	0	0	22	22
				Team Minimum	1.67/5'6"	60/132	267	242					
				Team Average	1.86/6'1"	74/164	293	275					
				Team Maximum	1.96/6'5"	96/212	320	305					

Technical Staff:

Team Manager RELJIN Jelena
Coach: TERZIC Zoran
Assistant: KOVACEVIC Branko
Doctor MITIC Miodrag
Therapist/Trainer MLADENOVIC Sinisa

Uniform Colours

Main Blue
2nd White
3rd Red

Shirt

Blue
 White
 Red

Shorts

Blue
 White
 Red

LEGEND											
C	Team Captain	Int	Other International Competitions	L	Libero Player	OG	Olympic Games	Tot	Total		
WCH	World Championships										





Team Roster
Composition de l' équipe

As of THU 26 JUL 2012 at 14:42

TUR - Turkey

No	C/L	Name	Shirt Name	Height m / ft in	Weight kg / lbs	Highest Reach		Date of Birth	Club	National Selections			
						Spike cm	Block cm			WCH	OG	Int	Tot
2	L	KAYALAR KUZUBASIOGLU Gulden	KUZUBASIOGLU	1.67/5'6"	58/128	281	275	05 DEC 1980	Eczacibasi Spor Kulubu, Istanbul (TUR)	24	0	150	174
3	L	GURESEN Gizem	GURESEN	1.78/5'10"	68/150	270	250	14 JAN 1987	Vakifbank Spor Kulubu, Istanbul (TUR)	0	0	55	55
6		USLUPEHLIVAN Polen	POLEN	1.92/6'4"	71/157	308	300	27 AUG 1990	Vakifbank Spor Kulubu, Istanbul (TUR)	0	0	75	75
8		TOKSOY Bahar	TOKSOY	1.90/6'3"	68/150	315	305	06 FEB 1988	Vakifbank Spor Kulubu, Istanbul (TUR)	1	0	15	16
9		KIRDAR CEMBERCI Ozge	CEMBERCI	1.83/6'0"	68/150	310	300	26 JUN 1985	Eczacibasi Spor Kulubu, Istanbul (TUR)	24	0	80	104
10		SONSIRMA Gozde	SONSIRMA	1.83/6'0"	70/154	297	292	26 JUN 1985	Vakifbank Spor Kulubu, Istanbul (TUR)	2	0	0	2
11		AYDEMIR Naz	AYDEMIR	1.86/6'1"	68/150	304	300	14 AUG 1990	Fenerbahce Spor Kulubu, Istanbul (TUR)	12	0	95	107
12	C	GUMUS Esra	GUMUS	1.81/5'11"	75/165	305	297	02 OCT 1982	Eczacibasi Spor Kulubu, Istanbul (TUR)	12	0	101	113
13		OZSOY Neriman	OZSOY	1.88/6'2"	76/168	310	291	13 JUL 1988	Galatasaray Spor Kulubu, Istanbul (TUR)	1	0	15	16
14		ERDEM DUNDAR Eda	DUNDAR	1.88/6'2"	74/163	308	302	22 JUN 1987	Fenerbahce Spor Kulubu, Istanbul (TUR)	2	0	0	2
17		DARNEL Neslihan	DARNEL	1.87/6'2"	72/159	315	306	09 DEC 1983	Eczacibasi Spor Kulubu, Istanbul (TUR)	24	0	150	174
20		CANSU Busra	CANSU	1.88/6'2"	80/176	296	285	16 JUL 1990	Eczacibasi Spor Club, Istanbul (TUR)	3	0	10	13
				Team Minimum	1.67/5'6"	58/128	270	250					
				Team Average	1.84/6'1"	71/156	302	292					
				Team Maximum	1.92/6'4"	80/176	315	306					

Technical Staff:

Team Manager CAGLAR Selcan
Coach: MOTTA Marco Aurelio (BRA)
Assistant: ERDOGUS Alper / GUNES Bulent
Doctor YANMIS Ibrahim
Therapist/Trainer KAHYALIOGLU Sibel

Uniform Colours

Main Black
2nd Red
3rd White

Shirt

Black
 Red
 White

Shorts

Black
 Red
 Red

LEGEND										
C	Team Captain	Int	Other International Competitions	L	Libero Player	OG	Olympic Games	Tot	Total	
WCH	World Championships									



Volleyball
Volleyball
Women
Femmes



REVISED
30 JUL 15:27

Team Roster
Composition de l' équipe

As of MON 30 JUL 2012 at 13:50

USA - United States

No	C/L	Name	Shirt Name	Height m / ft in	Weight kg / lbs	Highest Reach		Date of Birth	Club	National Selections			
						Spike cm	Block cm			WCH	OG	Int	Tot
2		SCOTT-ARRUDA Danielle	SCOTT-ARRUDA	1.91/6'3"	85/187	325	302	01 OCT 1972	Cultural Metodista, Sao Paulo (BRA)	29	30	351	410
3		HANEEF-PARK Tayyiba	HANEEF-PARK	2.01/6'7"	88/194	328	312	23 MAR 1979	Igtisadchi Baku, Baku (AZE)	22	14	227	263
4	C	BERG Lindsey	BERG	1.73/5'8"	77/170	287	274	16 JUL 1980	GSO Villa Cortese, Villa Cortese (ITA)	11	14	183	208
5		MIYASHIRO Tamari	MIYASHIRO	1.70/5'7"	75/165	284	266	08 JUL 1987	BKS Stal Bielsko-Biala, Bielsko-Biala (POL)	0	0	61	61
6	L	DAVIS Nicole	DAVIS	1.65/5'5"	64/141	284	266	24 APR 1982	River Volley SSD ARL (ITA)	11	8	190	209
10		LARSON Jordan	LARSON	1.88/6'2"	77/170	302	295	16 OCT 1986	Dinamo Kazan, Kazan (RUS)	11	0	107	118
11		HODGE Megan	HODGE	1.85/6'1"	79/174	320	297	15 OCT 1988	Atom Trefl Sopot, Sopot (POL)	11	0	87	98
13		HARMOTTO Christa	HARMOTTO	1.88/6'2"	79/174	322	300	12 OCT 1986	ASD Universal Volley, Carpi (ITA)	0	0	90	90
15		TOM Logan	TOM	1.85/6'1"	75/165	306	297	25 MAY 1981	Fenerbahce Acibadem, Istanbul (TUR)	22	16	183	221
16		AKINRADEWO Foluke	AKINRADEWO	1.91/6'3"	79/174	331	300	05 OCT 1987	Dinamo Krasnodar, Krasnodar (RUS)	11	0	116	127
17		THOMPSON Courtney	THOMPSON	1.70/5'7"	67/148	276	263	04 NOV 1984	Lancheras de Catano, Catano (PUR)	0	0	74	74
19		HOOKER Destinee	HOOKER	1.91/6'3"	75/165	320	304	07 SEP 1987	Osasco Voleibol Clube, Sao Paulo (BRA)	11	0	54	65
				Team Minimum	1.65/5'5"	64/141	276	263					
				Team Average	1.83/6'0"	77/169	307	290					
				Team Maximum	2.01/6'7"	88/194	331	312					

Technical Staff:

Team Manager SULLIVAN III Kenneth
Coach: McCUTCHEON Hugh (NZL)
Assistant: KIRALY Karch / WEISHOFF Paula
Doctor STETSON William
Therapist/Trainer WOSMEK Jill

Uniform Colours

Main
2nd
3rd

Shirt
Blue
Red
White

Shorts
Blue
Blue
Blue

LEGEND											
C	Team Captain	Int	Other International Competitions	L	Libero Player	OG	Olympic Games	Tot	Total		
WCH	World Championships										

Addition of 2nd Assistant Coach.



Results Table - Final Round


Tableau de résultats - tour final

As of SAT 11 AUG 2012 at 20:21

P4

Match	Phase	Date	Teams	Sets	Points per Set					Total Points	Match Duration	Spectators
					1	2	3	4	5			
32	Quarterfinals	7 AUG 2012	JPN vs CHN	3 - 2	28 - 26	23 - 25	25 - 23	23 - 25	18 - 16	117 - 115	2h 26m	12.000
31	Quarterfinals	7 AUG 2012	RUS vs BRA	2 - 3	26 - 24	22 - 25	25 - 19	22 - 25	19 - 21	114 - 114	2h 33m	11.500
34	Quarterfinals	7 AUG 2012	USA vs DOM	3 - 0	25 - 14	25 - 21	25 - 22			75 - 57	1h 30m	13.000
33	Quarterfinals	7 AUG 2012	ITA vs KOR	1 - 3	25 - 18	21 - 25	20 - 25	18 - 25		84 - 93	1h 53m	13.000
36	Semifinals	9 AUG 2012	KOR vs USA	0 - 3	20 - 25	22 - 25	22 - 25			64 - 75	1h 29m	14.000
35	Semifinals	9 AUG 2012	BRA vs JPN	3 - 0	25 - 18	25 - 15	25 - 18			75 - 51	1h 22m	13.500
37	Bronze Medal Match	11 AUG 2012	JPN vs KOR	3 - 0	25 - 22	26 - 24	25 - 21			76 - 67	1h 29m	13.500
38	Gold Medal Match	11 AUG 2012	BRA vs USA	3 - 1	11 - 25	25 - 17	25 - 20	25 - 17		86 - 79	1h 50m	13.500

Statistics of	Average match duration	Average spectators	Total spectators
Preliminary Round	1h 40m	11.813	354.400
Final Round	1h 49m	13.000	104.000
Tournament	1h 42m	12.063	458.400





Earls Court
Earls Court

SAT 11 AUG 2012
18:30
20:19

Volleyball
Volleyball
Women
Femmes
Gold Medal Match
Match Pour la Médaille d'or



Match Results

Résultat du match

Match 38

P2

Match Duration: 1h 49m
Spectators: 13500

BRA vs USA
3 1

Teams	Sets	1	2	3	4	Total
BRA	3	11	25	25	25	86
USA	1	25	17	20	17	79
	Playing Time	21m	26m	27m	26m	1h 40m

First Referee: ZENOVICH Andrey (RUS)

Second Referee: BJELIC Zorica (SRB)

BRA - Brazil

No	C/L	Name	1	2	3	4	5	Pts
1	C	CLAUDINO Fabiana	5	6	6	6		14
3		LINS Danielle	6	1	1	1		2
4		PEQUENO Paula	16					
5		SILVA Adenizia	6					
6		MENEZES Thaisa	2	3	3	3		7
8		CARVALHO Jaqueline	1	2	2	2		18
9		FERREIRA Fernanda	13	16				1
11		CAIXETA Tandara	3	3				1
12		PEREIRA Natalia				1		
13		CASTRO Sheilla	3	4	4	4		15
14	L	OLIVEIRA Fabiana	L	L	L	L		
16		RODRIGUES Fernanda	4	5	5	5		12
Coach:		GUIMARAES Jose						
Assistant:		JUNIOR Paulo						

USA - United States

No	C/L	Name	1	2	3	4	5	Pts
2		SCOTT-ARRUDA Danielle			13	6		1
3		HANEEF-PARK Tayyiba			4	4		1
4	C	BERG Lindsey	2	1	1	1		2
5		MIYASHIRO Tamari			16			
6	L	DAVIS Nicole	L	L	L	L		
10		LARSON Jordan	6	5	5	11		4
11		HODGE Megan		10	10	5		6
13		HARMOTTO Christa	1	6	6	2		4
15		TOM Logan	3	2	2	2		14
16		AKINRADEWO Foluke	4	3	3	3		11
17		THOMPSON Courtney						
19		HOOKER Destinee	5	4	4	4		14
Coach:		McCUTCHEON Hugh (NZL)						
Assistant:		KIRALY Karch						

TEAM AND PLAYER PERFORMANCES

Won	Total Atts	No	Name
61	144	Total Team	
18	27	8	CARVALHO Jaqueline
15	46	13	CASTRO Sheilla
12	37	16	RODRIGUES Fernanda
7	51	Total Team	
7	24	1	CLAUDINO Fabiana
2	86	Total Team	
1	3	9	FERREIRA Fernanda
1	13	6	MENEZES Thaisa
16		Total Team	
86	281	Total Team	
18	43	8	CARVALHO Jaqueline
66 km/h		13	CASTRO Sheilla

Scoring Skills
Spike
Block
Serve
Opp Error
Total
Best Scorer
Fastest Serve

Won	Total Atts	No	Name
46	117	Total Team	
13	33	19	HOOKER Destinee
11	27	15	TOM Logan
8	12	16	AKINRADEWO Foluke
9	67	Total Team	
3	21	16	AKINRADEWO Foluke
3	11	15	TOM Logan
1	7	13	HARMOTTO Christa
2	79	Total Team	
1	6	11	HODGE Megan
1	11	19	HOOKER Destinee
22		Total Team	
79	263	Total Team	
14	51	15	TOM Logan
88 km/h		10	LARSON Jordan

LEGEND

Atts Attempts
L Libero player
n Starting line-up where n = starting position on court (i.e. positions 1 to 6)
Opp Opponent

C Team Captain
L Substitute libero
nn Substitute where nn = jersey number of out going player
Pts Points scored



Earls Court
Earls Court

SAT 11 AUG 2012
11:30
12:59

Volleyball

Volleyball

Women

Femmes

Bronze Medal Match

Match Pour la Médaille de Bronze



Match Results

Résultat du match

Match 37

P2

Match Duration: 1h 29m
Spectators: 13500

JPN vs KOR
3 0

Teams	Sets	1	2	3	Total
JPN	3	25	26	25	76
KOR	0	22	24	21	67
	Playing Time	27m	29m	27m	1h 23m

First Referee: RODRIGUEZ Susana (ESP)

Second Referee: VELEZ MERCADO Jose (PUR)

JPN - Japan

No	C/L	Name	1	2	3	4	5	Pts
2		NAKAMICHI Hitomi			12			
3		TAKESHITA Yoshie	1	6	1			2
4		YAMAGUCHI Mai						
5	C	ARAKI Erika	3	2	3			7
7		INOUE Kaori			11			
8		KANO Maiko			3			
10	L	SANO Yuko	L	L	L			
11		OTOMO Ai	6	5	6			2
12		SHINNABE Risa	4	3	4			11
14		SAKODA Saori	5	4	5			23
16		EBATA Yukiko						
18		KIMURA Saori	2	1	2			11
Coach:		MANABE Masayoshi						
Assistant:		ABO Kiyoshi						

KOR - Korea

No	C/L	Name	1	2	3	4	5	Pts
3		HA Joon-Eem						
4	C	KIM Sa-Nee	1	1	20			
5	L	KIM Hae-Ran	L	L	L			
7		LIM Hyo-Sook						
10		KIM Yeon-Koung	2	2	2			22
11		HAN Yoo-Mi			12			1
12		HAN Song-Yi	5	5	5			10
13		JUNG Dae-Young	6	6	6			6
14		HWANG Youn-Joo	4	19				
17		YANG Hyo-Jin	3	3	3			4
19		KIM Hee-Jin	4	4	4			7
20		LEE Sook-Ja	19	4	1			
Coach:		KIM Hyung Sil						
Assistant:		HONG Sung Jin						

TEAM AND PLAYER PERFORMANCES

Won	Total Atts	No Name	Scoring Skills	Won	Total Atts	No Name
53	121	Total Team		38	106	Total Team
23	46	14 SAKODA Saori	Spike	21	36	10 KIM Yeon-Koung
11	22	12 SHINNABE Risa		5	20	19 KIM Hee-Jin
9	31	18 KIMURA Saori		5	18	12 HAN Song-Yi
	45	Total Team	Block	8	53	Total Team
				4	7	12 HAN Song-Yi
				3	12	13 JUNG Dae-Young
				1	3	10 KIM Yeon-Koung
3	74	Total Team	Serve	4	69	Total Team
2	21	18 KIMURA Saori		2	16	19 KIM Hee-Jin
1	7	11 OTOMO Ai		1	8	12 HAN Song-Yi
				1	13	17 YANG Hyo-Jin
20		Total Team	Opp Error	17		Total Team
76	240	Total Team	Total	67	228	Total Team
23	67	14 SAKODA Saori	Best Scorer	22	50	10 KIM Yeon-Koung
75 km/h		18 KIMURA Saori	Fastest Serve	75 km/h		19 KIM Hee-Jin

LEGEND

Atts Attempts
L Libero player
n Starting line-up where n = starting position on court (i.e. positions 1 to 6)
Opp Opponent

C Team Captain
L Substitute libero
nn Substitute where nn = jersey number of out going player
Pts Points scored



Earls Court
Earls Court

THU 9 AUG 2012
19:30
20:52

Volleyball
Volleyball
Women
Femmes
Semifinals
demi-finales



Match Results

Résultat du match

Match 35

P2

Match Duration: 1h 22m
Spectators: 13500

BRA vs JPN
3 0

Teams	Sets	1	2	3	Total
BRA	3	25	25	25	75
JPN	0	18	15	18	51
	Playing Time	25m	25m	26m	1h 16m

First Referee: SANTI Simone (ITA)

Second Referee: NASR SHAABAN Mohamed (EGY)

BRA - Brazil								
No	C/L	Name	1	2	3	4	5	Pts
1	C	CLAUDINO Fabiana	5	6	5			13
3		LINS Danielle	6	1	6			4
4		PEQUENO Paula						
5		SILVA Adenizia						
6		MENEZES Thaisa	2	3	2			12
8		CARVALHO Jaqueline	1	2	1			11
9		FERREIRA Fernanda		1				
11		CAIXETA Tandara		3				
12		PEREIRA Natalia						
13		CASTRO Sheilla	3	4	3			13
14	L	OLIVEIRA Fabiana	L	L	L			
16		RODRIGUES Fernanda	4	5	4			11
Coach:		GUIMARAES Jose						
Assistant:		JUNIOR Paulo						

JPN - Japan								
No	C/L	Name	1	2	3	4	5	Pts
2		NAKAMICHI Hitomi	12					
3		TAKESHITA Yoshie	6	1	6			
4		YAMAGUCHI Mai			12			1
5	C	ARAKI Erika	2	3	2			2
7		INOUE Kaori			5			2
8		KANO Maiko	3	11	3			
10	L	SANO Yuko	L	L	L			
11		OTOMO Ai	5	6	5			10
12		SHINNABE Risa	3	4	3			7
14		SAKODA Saori		16				1
16		EBATA Yukiko	4	5	4			7
18		KIMURA Saori	1	2	1			14
Coach:		MANABE Masayoshi						
Assistant:		ABO Kiyoshi						

TEAM AND PLAYER PERFORMANCES

Won	Total Atts	No	Name
48	93	Total Team	
11	23	13	CASTRO Sheilla
10	21	8	CARVALHO Jaqueline
9	13	1	CLAUDINO Fabiana
14	55	Total Team	
4	13	6	MENEZES Thaisa
4	11	16	RODRIGUES Fernanda
3	12	1	CLAUDINO Fabiana
2	73	Total Team	
1	9	1	CLAUDINO Fabiana
1	12	13	CASTRO Sheilla
11		Total Team	
75	221	Total Team	
13	34	1	CLAUDINO Fabiana
67 km/h		13	CASTRO Sheilla

Scoring Skills
Spike
Block
Serve
Opp Error
Total
Best Scorer
Fastest Serve

Won	Total Atts	No	Name
43	115	Total Team	
14	36	18	KIMURA Saori
10	17	11	OTOMO Ai
7	18	12	SHINNABE Risa
1	29	Total Team	
1	8	5	ARAKI Erika
	53	Total Team	
7		Total Team	
51	197	Total Team	
14	45	18	KIMURA Saori
80 km/h		12	SHINNABE Risa

LEGEND

Atts Attempts
L Libero player
n Starting line-up where n = starting position on court (i.e. positions 1 to 6)
Opp Opponent

C Team Captain
L Substitute libero
nn Substitute where nn = jersey number of out going player
Pts Points scored



Earls Court
Earls Court

THU 9 AUG 2012
15:00
16:29

Volleyball
Volleyball
Women
Femmes
Semifinals
demi-finales



Match Results

Résultat du match

Match 36

P2

Match Duration: 1h 29m
Spectators: 14000

KOR vs USA
0 3

Teams	Sets	1	2	3	Total
KOR	0	20	22	22	64
USA	3	25	25	25	75
	Playing Time	26m	30m	27m	1h 23m

First Referee: CHOLAKIAN Rolando (ARG)

Second Referee: McDOUGALL Brian (GBR)

KOR - Korea							
No	C/L	Name	1	2	3	4	5 Pts
3		HA Joon-Eem					
4	C	KIM Sa-Nee	1	1	1		
5	L	KIM Hae-Ran	L	L	L		
7		LIM Hyo-Sook					
10		KIM Yeon-Koung	2	2	2		20
11		HAN Yoo-Mi	12	12			1
12		HAN Song-Yi	5	5	5		13
13		JUNG Dae-Young	6	6	6		7
14		HWANG Youn-Joo	19	4	19		1
17		YANG Hyo-Jin	3	3	3		4
19		KIM Hee-Jin	4	4	4		5
20		LEE Sook-Ja		19	4		
Coach:		KIM Hyung Sil					
Assistant:		HONG Sung Jin					

USA - United States							
No	C/L	Name	1	2	3	4	5 Pts
2		SCOTT-ARRUDA Danielle					
3		HANEEF-PARK Tayyiba		4	4		2
4	C	BERG Lindsey	1	1	1		1
5		MIYASHIRO Tamari	13	13	13		
6	L	DAVIS Nicole	L	L	L		
10		LARSON Jordan	5	5	5		14
11		HODGE Megan					
13		HARMOTTO Christa	6	6	6		5
15		TOM Logan	2	2	2		8
16		AKINRADEWO Foluke	3	3	3		12
17		THOMPSON Courtney		19	19		
19		HOOKER Destinee	4	4	4		24
Coach:		McCUTCHEON Hugh (NZL)					
Assistant:		KIRALY Karch					

TEAM AND PLAYER PERFORMANCES

Won	Total Atts	No Name
43	100	Total Team
18	37	10 KIM Yeon-Koung
11	23	12 HAN Song-Yi
5	17	19 KIM Hee-Jin
5	38	Total Team
3	11	13 JUNG Dae-Young
1	6	12 HAN Song-Yi
1	9	17 YANG Hyo-Jin
3	66	Total Team
2	13	10 KIM Yeon-Koung
1	11	12 HAN Song-Yi
13		Total Team
64	204	Total Team
20	53	10 KIM Yeon-Koung
87 km/h		10 KIM Yeon-Koung

Scoring Skills
Spike
Block
Serve
Opp Error
Total
Best Scorer
Fastest Serve

Won	Total Atts	No Name
50	95	Total Team
21	33	19 HOOKER Destinee
10	23	10 LARSON Jordan
8	10	16 AKINRADEWO Foluke
11	48	Total Team
3	6	19 HOOKER Destinee
3	11	10 LARSON Jordan
2	9	16 AKINRADEWO Foluke
5	73	Total Team
2	16	16 AKINRADEWO Foluke
1	10	4 BERG Lindsey
1	13	10 LARSON Jordan
9		Total Team
75	216	Total Team
24	53	19 HOOKER Destinee
93 km/h		10 LARSON Jordan

LEGEND

Atts Attempts
L Libero player
n Starting line-up where n = starting position on court (i.e. positions 1 to 6)
Opp Opponent

C Team Captain
L Substitute libero
nn Substitute where nn = jersey number of out going player
Pts Points scored



Earls Court
Earls Court

TUE 7 AUG 2012
15:50
18:23

Volleyball
Volleyball
Women
Femmes
Quarterfinals
quarts de finale



Match Results

Résultat du match

Match 31

P2

Match Duration: 2h 33m
Spectators: 11500

RUS vs BRA
2 3

Teams	Sets	1	2	3	4	5	Total
RUS	2	26	22	25	22	19	114
BRA	3	24	25	19	25	21	114
	Playing Time	32m	30m	26m	27m	26m	2h 21m

First Referee: TANO Akihiko (JPN)

Second Referee: AL-NAAMA Ibrahim (QAT)

RUS - Russia

No	C/L	Name	1	2	3	4	5	Pts
1	C	BORISENKO Maria	6	6	6	6	6	3
3		PEREPELKINA Maria	3	3	3	3	3	8
4		ESTES Evgenia	8		8	8	8	
5		SHASHKOVA Liubov	2	2	2	2	2	28
6		MATIENKO Anna						
7	L	KRYUCHKOVA Svetlana	L	L	L	L	L	
8		GONCHAROVA Nataliya	5	5	5	5	5	25
11		GAMOVA Ekaterina	4	4	4	4	4	25
13		STARTSEVA Evgeniya	1	1	1	1	1	2
14		KABESHOVA Ekaterina						
15		KOSHELEVA Tatiana	13		13		13	
16		MERKULOVA Iuliia						

Coach: OVCHINNIKOV Sergey

Assistant: KURNOSOV Igor

BRA - Brazil

No	C/L	Name	1	2	3	4	5	Pts
1	C	CLAUDINO Fabiana	6	6	1	6	6	15
3		LINS Danielle	1	1	2	1	1	2
4		PEQUENO Paula			16			2
5		SILVA Adenizia						
6		MENEZES Thaisa	3	3	4	3	3	24
8		CARVALHO Jaqueline	2	2	3	2	2	12
9		FERREIRA Fernanda	13	13	13		1	
11		CAIXETA Tandara	3	3	3		3	2
12		PEREIRA Natalia	8			8	8	
13		CASTRO Sheilla	4	4	5	4	4	27
14	L	OLIVEIRA Fabiana	L	L	L	L	L	
16		RODRIGUES Fernanda	5	5	6	5	5	14

Coach: GUIMARAES Jose

Assistant: JUNIOR Paulo

TEAM AND PLAYER PERFORMANCES

Won	Total Atts	No	Name
81	192	Total Team	
26	60	5	SHASHKOVA Liubov
24	50	8	GONCHAROVA Nataliya
22	58	11	GAMOVA Ekaterina
9	90	Total Team	
3	29	3	PEREPELKINA Maria
2	11	5	SHASHKOVA Liubov
2	19	11	GAMOVA Ekaterina
1	115	Total Team	
1	20	11	GAMOVA Ekaterina
23		Total Team	
114	397	Total Team	

Scoring Skills
Spike
Block
Serve
Opp Error
Total

Won	Total Atts	No	Name
81	191	Total Team	
23	54	13	CASTRO Sheilla
19	34	6	MENEZES Thaisa
13	35	16	RODRIGUES Fernanda
12	89	Total Team	
5	25	6	MENEZES Thaisa
3	24	1	CLAUDINO Fabiana
2	5	13	CASTRO Sheilla
5	113	Total Team	
2	16	13	CASTRO Sheilla
1	27	3	LINS Danielle
1	17	16	RODRIGUES Fernanda
16		Total Team	
114	393	Total Team	

28	92	5	SHASHKOVA Liubov
-----------	-----------	---	------------------

Best Scorer

27	75	13	CASTRO Sheilla
-----------	-----------	----	----------------

63 km/h	11	GAMOVA Ekaterina
----------------	----	------------------

Fastest Serve

67 km/h	13	CASTRO Sheilla
----------------	----	----------------

LEGEND

Atts Attempts
L Libero player
n Starting line-up where n = starting position on court (i.e. positions 1 to 6)
Opp Opponent

C Team Captain
L Substitute libero
nn Substitute where nn = jersey number of out going player
Pts Points scored



Earls Court
Earls Court

TUE 7 AUG 2012
13:00
15:25

Volleyball
Volleyball
Women
Femmes
Quarterfinals
quarts de finale



Match Results
Résultat du match

Match 32

P2

Match Duration: 2h 25m
Spectators: 12000

JPN vs CHN
3 2

Teams	Sets	1	2	3	4	5	Total
JPN	3	28	23	25	23	18	117
CHN	2	26	25	23	25	16	115
	Playing Time	30m	26m	28m	30m	19m	2h 13m

First Referee: RODRIGUEZ Susana (ESP)

Second Referee: BJELIC Zorica (SRB)

JPN - Japan								
No	C/L	Name	1	2	3	4	5	Pts
2		NAKAMICHI Hitomi		12	12	12	11	1
3		TAKESHITA Yoshie	6	1	6	1	1	
4		YAMAGUCHI Mai						
5	C	ARAKI Erika	2	3	2	3	3	9
7		INOUE Kaori	3				3	
8		KANO Maiko		3	3	3	12	
10	L	SANO Yuko	L	L	L	L	L	
11		OTOMO Ai	5	6	5	6	6	8
12		SHINNABE Risa	3	4	3	4	4	12
14		SAKODA Saori	12					
16		EBATA Yukiko	4	5	4	5	5	33
18		KIMURA Saori	1	2	1	2	2	33
Coach:		MANABE Masayoshi						
Assistant:		ABO Kiyoshi						

CHN - China								
No	C/L	Name	1	2	3	4	5	Pts
1		WANG Yimei	2	2	2	2	2	22
2		MI Yang						
4		HUI Ruoqi	5	5	5	5	5	26
6		CHU Jinling						
7	L	ZHANG Xian	L	L	L	L	L	
8	C	WEI Qiuyue	1	1	1	1	1	3
9		YANG Junjing	3	3	6	6	3	11
10		SHAN Danna			1	1	1	
11		XU Yunli		15	3	3	9	11
12		ZENG Chunlei	17	17	17	17	4	2
15		MA Yunwen	6	6		11	6	10
17		ZHANG Lei	4	4	4	4	12	10
Coach:		JUEMIN Yu						
Assistant:		YAWEN Lai						

TEAM AND PLAYER PERFORMANCES

Won	Total Atts	No	Name
82	189	Total Team	
32	72	18	KIMURA Saori
31	67	16	EBATA Yukiko
9	22	12	SHINNABE Risa
11	83	Total Team	
3	16	11	OTOMO Ai
3	22	5	ARAKI Erika
2	9	16	EBATA Yukiko
3	116	Total Team	
1	10	2	NAKAMICHI Hitomi
1	20	5	ARAKI Erika
1	14	12	SHINNABE Risa
21		Total Team	
117	388	Total Team	
33	97	16	EBATA Yukiko
79 km/h		12	SHINNABE Risa

Scoring Skills
Spike
Block
Serve
Opp Error
Total
Best Scorer
Fastest Serve

Won	Total Atts	No	Name
82	189	Total Team	
25	62	4	HUI Ruoqi
21	48	1	WANG Yimei
9	19	9	YANG Junjing
10	70	Total Team	
2	9	11	XU Yunli
2	8	15	MA Yunwen
2	9	17	ZHANG Lei
3	116	Total Team	
1	20	8	WEI Qiuyue
1	9	11	XU Yunli
1	16	9	YANG Junjing
20		Total Team	
115	375	Total Team	
26	89	4	HUI Ruoqi
89 km/h		1	WANG Yimei

LEGEND

Atts Attempts
L Libero player
n Starting line-up where n = starting position on court (i.e. positions 1 to 6)
Opp Opponent

C Team Captain
L Substitute libero
nn Substitute where nn = jersey number of out going player
Pts Points scored



Earls Court
Earls Court

TUE 7 AUG 2012
21:05
22:58

Volleyball
Volleyball
Women
Femmes
Quarterfinals
quarts de finale



Match Results

Résultat du match

Match 33

P2

Match Duration: 1h 53m
Spectators: 13000

ITA vs KOR
1 3

Teams	Sets	1	2	3	4	Total
ITA	1	25	21	20	18	84
KOR	3	18	25	25	25	93
	Playing Time	24m	27m	27m	26m	1h 44m

First Referee: CHOLAKIAN Rolando (ARG)

Second Referee: VELEZ MERCADO Jose (PUR)

ITA - Italy

No	C/L	Name	1	2	3	4	5	Pts
3	L	CROCE Paola	L	L	L	L		
5		RONDON Giulia		14	14	14		
6		de GENNARO Monica		13				
8		BARAZZA Jenny						
9		BOSETTI Caterina						
12		PICCININI Francesca			18	4		6
13		ARRIGHETTI Valentina	2	2	3	2		13
14	C	LO BIANCO Eleonora	6	6	1	6		
15		del CORE Antonella	1	1	2	1		16
16		BOSETTI Lucia	3	3	4	3		13
17		GIOLI Simona	5	5	6	5		14
18		COSTAGRANDE Carolina del Pilar	4	4	5			10
Coach:		BARBOLINI Massimo						
Assistant:		BRACCI Marco						

KOR - Korea

No	C/L	Name	1	2	3	4	5	Pts
3		HA Joon-Eem						
4	C	KIM Sa-Nee	4	1				
5	L	KIM Hae-Ran	L	L	L	L		
7		LIM Hyo-Sook						
10		KIM Yeon-Koung	5	2	2	2		28
11		HAN Yoo-Mi	12					
12		HAN Song-Yi	2	5	5	5		17
13		JUNG Dae-Young	3	6	6	6		9
14		HWANG Youn-Joo	19	4	19	4		9
17		YANG Hyo-Jin	6	3	3	3		12
19		KIM Hee-Jin	1	4	4			3
20		LEE Sook-Ja	4	19	1	1		1
Coach:		KIM Hyung Sil						
Assistant:		HONG Sung Jin						

TEAM AND PLAYER PERFORMANCES

Won	Total Atts	No	Name
60	149	Total Team	
13	35	15	del CORE Antonella
11	24	17	GIOLI Simona
10	17	13	ARRIGHETTI Valentina
9	57	Total Team	
3	12	17	GIOLI Simona
2	13	13	ARRIGHETTI Valentina
2	9	16	BOSETTI Lucia
3	85	Total Team	
1	15	16	BOSETTI Lucia
1	18	13	ARRIGHETTI Valentina
1	13	15	del CORE Antonella
12		Total Team	
84	291	Total Team	
16	57	15	del CORE Antonella
65 km/h		16	BOSETTI Lucia

Scoring Skills
Spike
Block
Serve
Opp Error
Total
Best Scorer
Fastest Serve

Won	Total Atts	No	Name
62	145	Total Team	
23	59	10	KIM Yeon-Koung
15	32	12	HAN Song-Yi
11	16	17	YANG Hyo-Jin
12	63	Total Team	
4	7	10	KIM Yeon-Koung
4	17	13	JUNG Dae-Young
2	8	14	HWANG Youn-Joo
5	92	Total Team	
2	11	14	HWANG Youn-Joo
1	16	12	HAN Song-Yi
1	17	17	YANG Hyo-Jin
14		Total Team	
93	300	Total Team	
28	81	10	KIM Yeon-Koung
84 km/h		10	KIM Yeon-Koung

LEGEND

Atts Attempts
L Libero player
n Starting line-up where n = starting position on court (i.e. positions 1 to 6)
Opp Opponent

C Team Captain
L Substitute libero
nn Substitute where nn = jersey number of out going player
Pts Points scored



Earls Court
Earls Court

TUE 7 AUG 2012
19:10
20:40

Volleyball
Volleyball
Women
Femmes
Quarterfinals
quarts de finale



Match Results

Résultat du match

Match 34

P2

Match Duration: 1h 30m
Spectators: 13000

USA vs DOM
3 0

Teams	Sets	1	2	3	Total
USA	3	25	25	25	75
DOM	0	14	21	22	57
	Playing Time	24m	30m	30m	1h 24m

First Referee: ZAHORCOVA Karin (CZE)

Second Referee: JIRAKAKUL Janpen (THA)

USA - United States

No	C/L	Name	1	2	3	4	5	Pts
2		SCOTT-ARRUDA Danielle						
3		HANEEF-PARK Tayyiba	17	17	17			
4	C	BERG Lindsey						
5		MIYASHIRO Tamari	13	13	13			
6	L	DAVIS Nicole	L	L	L			
10		LARSON Jordan	6	5	6			11
11		HODGE Megan						
13		HARMOTTO Christa	1	6	1			7
15		TOM Logan	3	2	3			5
16		AKINRADEWO Foluke	4	3	4			12
17		THOMPSON Courtney	2	1	2			2
19		HOOKER Destinee	5	4	5			19
Coach:		McCUTCHEON Hugh (NZL)						
Assistant:		KIRALY Karch						

DOM - Dominican Rep.

No	C/L	Name	1	2	3	4	5	Pts
1		VARGAS VALDEZ Annerys Victoria	2	5	5			4
3		EVE MEJIA Lisvel Elisa	8	8				
5	L	CASTILLO Brenda	L	L	L			
7		MARTE FRICA Niverka Dharlenis	18	6	3			
8		ARIAS PEREZ Candida Estefany	5	2	2			7
9		NUNEZ Sidarka de los Milagros			7			1
10	C	CABRAL de la CRUZ Milagros	4	7	18			3
12		ECHENIQUE MEDINA Karla Miquelina	6	17	17			
13		RONDON MARTINEZ Cindy Carolina						
14		RIVERA BRENS Prisilla Altagracia	1	4	1			15
17		MAMBRU CASILLA Gina Altagracia	12	3	6			6
18		de la CRUZ de PENA Bethania	3	1	4			12
Coach:		KWIEK Marcos (BRA)						
Assistant:		ROCHA PACHECO Wagner (BRA)						

TEAM AND PLAYER PERFORMANCES

Won	Total Atts	No Name
43	100	Total Team
15	38	19 HOOKER Destinee
10	13	16 AKINRADEWO Foluke
9	23	10 LARSON Jordan
11	53	Total Team
4	12	19 HOOKER Destinee
2	9	13 HARMOTTO Christa
2	12	16 AKINRADEWO Foluke
2	73	Total Team
1	18	17 THOMPSON Courtney
1	17	15 TOM Logan
19		Total Team
75	226	Total Team
19	58	19 HOOKER Destinee
95 km/h		10 LARSON Jordan

Scoring Skills
Spike
Block
Serve
Opp Error
Total
Best Scorer
Fastest Serve

Won	Total Atts	No Name
44	110	Total Team
13	38	14 RIVERA BRENS Prisilla Altagracia
11	30	18 de la CRUZ de PENA Bethania
6	13	17 MAMBRU CASILLA Gina Altagracia
2	32	Total Team
1	5	14 RIVERA BRENS Prisilla Altagracia
1	9	8 ARIAS PEREZ Candida Estefany
2	59	Total Team
1	10	14 RIVERA BRENS Prisilla Altagracia
1	8	18 de la CRUZ de PENA Bethania
9		Total Team
57	201	Total Team
15	53	14 RIVERA BRENS Prisilla Altagracia
91 km/h		14 RIVERA BRENS Prisilla Altagracia

LEGEND

Atts Attempts
L Libero player
n Starting line-up where n = starting position on court (i.e. positions 1 to 6)
Opp Opponent

C Team Captain
L Substitute libero
nn Substitute where nn = jersey number of out going player
Pts Points scored



Results Table - Preliminary Round
Tableau de résultats - tour préliminaire

As of SUN 5 AUG 2012 at 23:15

P4

Pool A				Points per Set					Total Points	Match Duration	Spectators
Match	Date	Teams	Sets	1	2	3	4	5			
1	28 JUL 2012	ALG vs JPN	0 - 3	15 - 25	14 - 25	7 - 25			36 - 75	57m	13.000
3	28 JUL 2012	GBR vs RUS	0 - 3	19 - 25	10 - 25	16 - 25			45 - 75	1h 10m	15.000
4	28 JUL 2012	ITA vs DOM	3 - 1	25 - 17	23 - 25	25 - 19	25 - 15		98 - 76	1h 41m	14.000
9	30 JUL 2012	DOM vs RUS	1 - 3	23 - 25	15 - 25	26 - 24	22 - 25		86 - 99	2h 07m	14.800
11	30 JUL 2012	ITA vs JPN	3 - 1	25 - 22	25 - 21	20 - 25	25 - 22		95 - 90	1h 58m	13.000
12	30 JUL 2012	GBR vs ALG	3 - 2	22 - 25	25 - 19	23 - 25	25 - 19	15 - 8	110 - 96	2h 17m	14.000
13	1 AUG 2012	DOM vs JPN	0 - 3	20 - 25	19 - 25	23 - 25			62 - 75	1h 25m	9.000
14	1 AUG 2012	ALG vs RUS	0 - 3	7 - 25	14 - 25	15 - 25			36 - 75	1h 09m	9.000
16	1 AUG 2012	GBR vs ITA	0 - 3	25 - 27	12 - 25	12 - 25			49 - 77	1h 18m	11.800
20	3 AUG 2012	JPN vs RUS	1 - 3	25 - 27	17 - 25	25 - 20	19 - 25		86 - 97	1h 55m	10.000
22	3 AUG 2012	GBR vs DOM	0 - 3	9 - 25	18 - 25	19 - 25			46 - 75	1h 21m	14.000
24	3 AUG 2012	ALG vs ITA	0 - 3	11 - 25	12 - 25	17 - 25			40 - 75	1h 05m	11.000
25	5 AUG 2012	ALG vs DOM	0 - 3	15 - 25	16 - 25	13 - 25			44 - 75	1h 15m	11.000
27	5 AUG 2012	GBR vs JPN	0 - 3	19 - 25	14 - 25	12 - 25			45 - 75	1h 19m	14.000
28	5 AUG 2012	ITA vs RUS	2 - 3	28 - 26	19 - 25	25 - 22	16 - 25	11 - 15	99 - 113	2h 08m	10.000

Pool B				Points per Set					Total Points	Match Duration	Spectators
Match	Date	Teams	Sets	1	2	3	4	5			
2	28 JUL 2012	CHN vs SRB	3 - 1	16 - 25	25 - 18	25 - 13	25 - 12		91 - 68	1h 31m	13.000
5	28 JUL 2012	USA vs KOR	3 - 1	25 - 19	25 - 17	20 - 25	25 - 21		95 - 82	1h 54m	14.000
6	28 JUL 2012	BRA vs TUR	3 - 2	25 - 18	23 - 25	25 - 19	25 - 27	15 - 12	113 - 101	2h 10m	8.000
7	30 JUL 2012	CHN vs TUR	3 - 1	25 - 20	25 - 20	29 - 31	25 - 22		104 - 93	2h 02m	10.500
8	30 JUL 2012	SRB vs KOR	1 - 3	12 - 25	16 - 25	25 - 16	21 - 25		74 - 91	1h 48m	7.500
10	30 JUL 2012	USA vs BRA	3 - 1	25 - 18	25 - 17	22 - 25	25 - 21		97 - 81	2h 05m	15.000
15	1 AUG 2012	SRB vs TUR	0 - 3	20 - 25	12 - 25	21 - 25			53 - 75	1h 22m	11.500
17	1 AUG 2012	USA vs CHN	3 - 0	26 - 24	25 - 16	31 - 29			82 - 69	1h 38m	14.800
18	1 AUG 2012	BRA vs KOR	0 - 3	23 - 25	21 - 25	21 - 25			65 - 75	1h 34m	11.000
19	3 AUG 2012	BRA vs CHN	3 - 2	25 - 16	20 - 25	25 - 18	28 - 30	15 - 10	113 - 99	2h 29m	11.000
21	3 AUG 2012	TUR vs KOR	3 - 2	25 - 16	21 - 25	25 - 18	19 - 25	15 - 12	105 - 96	2h 13m	13.500
23	3 AUG 2012	USA vs SRB	3 - 0	25 - 17	25 - 20	25 - 16			75 - 53	1h 18m	9.000
26	5 AUG 2012	CHN vs KOR	3 - 2	28 - 26	22 - 25	25 - 19	22 - 25	15 - 10	112 - 105	2h 17m	12.000
29	5 AUG 2012	USA vs TUR	3 - 0	27 - 25	25 - 16	25 - 19			77 - 60	1h 32m	12.000
30	5 AUG 2012	BRA vs SRB	3 - 0	25 - 10	25 - 22	25 - 16			75 - 48	1h 14m	8.000

Statistics of	Average match duration	Average spectators	Total spectators
Preliminary Round	1h 40m	11.813	354.400

Pool A																	
Rank	Team	Ranking Points	Matches			Results Details						Sets			Points		
			Played	Won	Lost	3-0	3-1	3-2	2-3	1-3	0-3	Won	Lost	Ratio	Won	Lost	Ratio
1	RUS	14	5	5	0	2	2	1				15	4	3.750	459	352	1.304
2	ITA	13	5	4	1	2	2		1			14	5	2.800	444	368	1.207
3	JPN	9	5	3	2	3				2		11	6	1.833	401	335	1.197
4	DOM	6	5	2	3	2				2	1	8	9	0.889	374	362	1.033
5	GBR	2	5	1	4			1			4	3	14	0.214	295	398	0.741
6	ALG	1	5	0	5				1		4	2	15	0.133	252	410	0.615

Pool B																	
Rank	Team	Ranking Points	Matches			Results Details						Sets			Points		
			Played	Won	Lost	3-0	3-1	3-2	2-3	1-3	0-3	Won	Lost	Ratio	Won	Lost	Ratio
1	USA	15	5	5	0	3	2					15	2	7.500	426	345	1.235
2	CHN	9	5	3	2		2	1	1		1	11	10	1.100	475	461	1.030
3	KOR	8	5	2	3	1	1		2	1		11	10	1.100	449	451	0.996
4	BRA	7	5	3	2	1		2		1	1	10	10	1.000	447	420	1.064
5	TUR	6	5	2	3	1		1	1	1	1	9	11	0.818	434	443	0.980
6	SRB	0	5	0	5					2	3	2	15	0.133	296	407	0.727

LEGEND

MAX Ratio with no points or sets lost **Ratio** Ratio of points or sets won/lost



Earls Court
Earls Court

SAT 28 JUL 2012
9:30
10:33

Volleyball
Volleyball
Women
Femmes
Preliminary - Pool A
éliminatoires - poule A



REVISED
28 JUL 12:39

Match Results
Résultat du match

Match 1

P2

Match Duration: 1h 03m
Spectators: 13000

ALG vs JPN
0 3

Teams	Sets	1	2	3	Total
ALG	0	15	14	7	36
JPN	3	25	25	25	75
	Playing Time	19m	20m	18m	57m

First Referee: ZAHORCOVA Karin (CZE)

Second Referee: VELEZ MERCADO Jose (PUR)

ALG - Algeria

No	C/L	Name	1	2	3	4	5	Pts
1		HENNAOUI Sehryne	1	1	2			2
2		ACHOUR Dallal Merwa						
3	L	HAMMOUCHE Salima		L	L			
5		KHAMTACHE Amel						
8		BENSALEM Zohra	5	5	6			9
9		BELHOCINE Sarra						
11		ABDERRAHIM Mouni	3	3	4			3
12		BOUKHIMA Safia	2	2	3			3
13	L	MANSOURI Nawal	L	L	L			
17	C	OULMOU Lydia	4	4	5			5
18		AISSOU Tassadit	6	6	1			5
19		BOURIHANE Celia						
Coach:		STRUMILO George (POL)						
Assistant:		SAIDANI Aimad-Eddina						

JPN - Japan

No	C/L	Name	1	2	3	4	5	Pts
2		NAKAMICHI Hitomi	4		12			
3		TAKESHITA Yoshie	6	6	1			
4		YAMAGUCHI Mai	3	3				4
5	C	ARAKI Erika	5	7	3			5
7		INOUE Kaori	2	2				3
8		KANO Maiko	3		3			1
10	L	SANO Yuko	L	L	L			
11		OTOMO Ai		5	6			6
12		SHINNABE Risa		4	4			7
14		SAKODA Saori	4	4				10
16		EBATA Yukiko			5			5
18		KIMURA Saori	1	1	2			15
Coach:		MANABE Masayoshi						
Assistant:		ABO Kiyoshi						

TEAM AND PLAYER PERFORMANCES

Won	Total Atts	No Name	Scoring Skills	Won	Total Atts	No Name
23	85	Total Team	Spike	43	91	Total Team
9	28	8 BENSALEM Zohra		15	24	18 KIMURA Saori
4	7	18 AISSOU Tassadit		9	21	14 SAKODA Saori
4	24	17 OULMOU Lydia	Block	5	11	11 OTOMO Ai
3	32	Total Team		6	38	Total Team
1	6	18 AISSOU Tassadit		2	3	12 SHINNABE Risa
1	9	11 ABDERRAHIM Mouni	Serve	1	2	8 KANO Maiko
1	8	17 OULMOU Lydia		1	2	14 SAKODA Saori
1	38	Total Team		7	73	Total Team
1	7	1 HENNAOUI Sehryne	Opp Error	3	16	5 ARAKI Erika
9		Total Team		2	5	12 SHINNABE Risa
36	155	Total Team		1	8	7 INOUE Kaori
9	40	8 BENSALEM Zohra	Total	19		Total Team
71 km/h		18 AISSOU Tassadit		36	155	Total Team
			Best Scorer	15	34	18 KIMURA Saori
			Fastest Serve	80 km/h		12 SHINNABE Risa

LEGEND

Atts Attempts
L Libero player
n Starting line-up where n = starting position on court (i.e. positions 1 to 6)
Opp Opponent

C Team Captain
L Substitute libero
nn Substitute where nn = jersey number of out going player
Pts Points scored

Set 3 LineUp for "JPN" correctly amended.



Earls Court
Earls Court

SAT 28 JUL 2012
14:45
16:00

Volleyball
Volleyball

Women
Femmes

Preliminary - Pool A
éliminatoires - poule A



Match Results

Résultat du match

Match 3

P2

Match Duration: 1h 15m
Spectators: 15000

GBR vs RUS
0 3

Teams	Sets	1	2	3	Total
GBR	0	19	10	16	45
RUS	3	25	25	25	75
	Playing Time	24m	21m	24m	1h 09m

First Referee: SALVATORE Patricia (USA)

Second Referee: ESPICALSKY Rogerio Cezar (BRA)

GBR - Great Britain								
No	C/L	Name	1	2	3	4	5	Pts
1		LEAF Savannah	5	1	17			3
2		WICKS Lucy	1	3	1			2
4		LAYBOURNE Rachel		2				1
6		TAYLOR Jennifer	1					
7	L	BERTELLI Maria	L	L	L			
8		BRAGG Rachel	4	6	4			6
9		MORGAN Joanne		8				
10	C	BEATTIE Lynne	2	4	2			11
12		REID Elizabeth		18				
17		SANDELL Janine		1	5			3
18		CARTER Grace	3	5	6			6
19		MICHEL Ciara	6	2	3			4
Coach:		COOPER Audrey						
Assistant:		GOODCHILD David						

RUS - Russia								
No	C/L	Name	1	2	3	4	5	Pts
1	C	BORISENKO Maria	6	6	6			3
3		PEREPELKINA Maria	3	3	3			8
4		ESTES Evgenia	5	5	5			7
5		SHASHKOVA Liubov	8	8	8			1
6		MATIENKO Anna		11				
7	L	KRYUCHKOVA Svetlana	L	L	L			
8		GONCHAROVA Nataliya	2	2	2			14
11		GAMOVA Ekaterina	4	4	4			13
13		STARTSEVA Evgeniya	1	1	1			2
14		KABESHOVA Ekaterina						
15		KOSHELEVA Tatiana		13				1
16		MERKULOVA Iuliia						
Coach:		OVCHINNIKOV Sergey						
Assistant:		KURNOSOV Igor						

TEAM AND PLAYER PERFORMANCES

Won	Total Atts	No	Name
31	93	Total Team	
11	32	10	BEATTIE Lynne
6	15	18	CARTER Grace
3	9	17	SANDELL Janine
3	25	Total Team	
2	5	8	BRAGG Rachel
1	4	19	MICHEL Ciara
2	46	Total Team	
1	8	8	BRAGG Rachel
1	6	2	WICKS Lucy
9		Total Team	
45	164	Total Team	
11	43	10	BEATTIE Lynne
69 km/h		8	BRAGG Rachel

Scoring Skills
Spike
Block
Serve
Opp Error
Total
Best Scorer
Fastest Serve

Won	Total Atts	No	Name
38	82	Total Team	
11	22	8	GONCHAROVA Nataliya
10	20	11	GAMOVA Ekaterina
7	16	4	ESTES Evgenia
7	32	Total Team	
2	3	8	GONCHAROVA Nataliya
2	5	3	PEREPELKINA Maria
1	5	13	STARTSEVA Evgeniya
4	74	Total Team	
2	17	11	GAMOVA Ekaterina
1	11	8	GONCHAROVA Nataliya
1	14	1	BORISENKO Maria
26		Total Team	
75	188	Total Team	
14	36	8	GONCHAROVA Nataliya
67 km/h		11	GAMOVA Ekaterina

LEGEND

Atts Attempts
L Libero player
n Starting line-up where n = starting position on court (i.e. positions 1 to 6)
Opp Opponent

C Team Captain
L Substitute libero
nn Substitute where nn = jersey number of out going player
Pts Points scored



Earls Court
Earls Court

SAT 28 JUL 2012
16:45
18:34

Volleyball
Volleyball
Women
Femmes
Preliminary - Pool A
éliminatoires - poule A



Match Results

Résultat du match

Match 4

P2

Match Duration: 1h 49m
Spectators: 14000

ITA vs DOM
3 1

Teams	Sets	1	2	3	4	Total
ITA	3	25	23	25	25	98
DOM	1	17	25	19	15	76
	Playing Time	23m	28m	26m	23m	1h 40m

First Referee: BJELIC Zorica (SRB)

Second Referee: CHOLAKIAN Rolando (ARG)

ITA - Italy

No	C/L	Name	1	2	3	4	5	Pts
3	L	CROCE Paola	L	L	L	L		
5		RONDON Giulia	14	14	14			
6		de GENNARO Monica						
8		BARAZZA Jenny						
9		BOSETTI Caterina	3	3	3			6
12		PICCININI Francesca						
13		ARRIGHETTI Valentina	2	2	2	2		16
14	C	LO BIANCO Eleonora	6	6	6	6		
15		del CORE Antonella	1	1	1	1		11
16		BOSETTI Lucia	9	9	9	3		2
17		GIOLI Simona	5	5	5	5		19
18		COSTAGRANDE Carolina del Pilar	4	4	4	4		16
Coach:		BARBOLINI Massimo						
Assistant:		BRACCI Marco / MAZZANTI Davide						

DOM - Dominican Rep.

No	C/L	Name	1	2	3	4	5	Pts
1		VARGAS VALDEZ Annerys Victoria	5	4	4	1		9
3		EVE MEJIA Lisvel Elisa	8	1	1	4		3
5	L	CASTILLO Brenda	L	L	L	L		
7		MARTE FRICA Niverka Dharlenis	17	17	17	17		
8		ARIAS PEREZ Candida Estefany	2					2
9		NUNEZ Sidarka de los Milagros	12	12	12	12		1
10	C	CABRAL de la CRUZ Milagros	1	6	6	6		19
12		ECHENIQUE MEDINA Karla Miquelina	6	5	5	5		1
13		RONDON MARTINEZ Cindy Carolina						
14		RIVERA BRENS Prisilla Altigracia		18	18	18		2
17		MAMBRU CASILLA Gina Altigracia	3	2	2	2		5
18		de la CRUZ de PENA Bethania	4	3	3	3		14
Coach:		KWIEK Marcos (BRA)						
Assistant:		ROCHA PACHECO Wagner (BRA)						

TEAM AND PLAYER PERFORMANCES

Won	Total Atts	No Name	Scoring Skills	Won	Total Atts	No Name
56	143	Total Team	Spike	47	146	Total Team
15	47	18 COSTAGRANDE Carolina del Pilar		17	37	10 CABRAL de la CRUZ Milagros
13	18	13 ARRIGHETTI Valentina		13	45	18 de la CRUZ de PENA Bethania
13	22	17 GIOLI Simona	Block	6	11	1 VARGAS VALDEZ Annerys Victoria
10	42	Total Team		8	44	Total Team
6	15	17 GIOLI Simona		3	13	1 VARGAS VALDEZ Annerys Victoria
2	5	15 del CORE Antonella	2	10	3 EVE MEJIA Lisvel Elisa	
1	12	13 ARRIGHETTI Valentina	1	1	8 ARIAS PEREZ Candida Estefany	
4	97	Total Team	Serve	1	77	Total Team
2	21	13 ARRIGHETTI Valentina		1	12	10 CABRAL de la CRUZ Milagros
1	12	16 BOSETTI Lucia				
1	14	15 del CORE Antonella	Opp Error	20		Total Team
28		Total Team		76	267	Total Team
98	282	Total Team				
19	53	17 GIOLI Simona	Best Scorer	19	54	10 CABRAL de la CRUZ Milagros
64 km/h		13 ARRIGHETTI Valentina		89 km/h		17 MAMBRU CASILLA Gina Altigracia

LEGEND

Atts Attempts
L Libero player
n Starting line-up where n = starting position on court (i.e. positions 1 to 6)
Opp Opponent

C Team Captain
L Substitute libero
nn Substitute where nn = jersey number of out going player
Pts Points scored



Earls Court
Earls Court

MON 30 JUL 2012
14:45
16:50

Volleyball
Volleyball

Women
Femmes

Preliminary - Pool A
éliminatoires - poule A



Match Results

Résultat du match

Match 9

P2

Match Duration: 2h 05m
Spectators: 14800

DOM vs RUS
1 3

Teams	Sets	1	2	3	4	Total
DOM	1	23	15	26	22	86
RUS	3	25	25	24	25	99
	Playing Time	29m	24m	33m	30m	1h 56m

First Referee: ESPICALSKY Rogerio Cezar (BRA)

Second Referee: ZAHORCOVA Karin (CZE)

DOM - Dominican Rep.

No	C/L	Name	1	2	3	4	5	Pts
1		VARGAS VALDEZ Annerys Victoria	2	2				3
3		EVE MEJIA Lisvel Elisa	1	1	2	2		5
5	L	CASTILLO Brenda	L	L	L	L		
7		MARTE FRICA Niverka Dharlenis	9	9	6	18		
8		ARIAS PEREZ Candida Estefany	5	5	5	5		17
9		NUNEZ Sidarka de los Milagros	3	3	3	12		3
10	C	CABRAL de la CRUZ Milagros	1	1	4	1		16
12		ECHENIQUE MEDINA Karla Miguelina	6	6	9	6		1
13		RONDON MARTINEZ Cindy Carolina						
14		RIVERA BRENS Prisilla Altigracia		18	1	4		5
17		MAMBRU CASILLA Gina Altigracia	12	12				
18		de la CRUZ de PENA Bethania	4	4	7	3		26
Coach:		KWIEK Marcos (BRA)						
Assistant:		ROCHA PACHECO Wagner (BRA)						

RUS - Russia

No	C/L	Name	1	2	3	4	5	Pts
1	C	BORISENKO Maria	6	6	6	6		9
3		PEREPELKINA Maria	3	3	3	3		12
4		ESTES Evgenia	5	5	5	5		7
5		SHASHKOVA Liubov	8	8	8	4		3
6		MATIENKO Anna						
7	L	KRYUCHKOVA Svetlana	L	L	L	L		
8		GONCHAROVA Nataliya	2	2	2	2		14
11		GAMOVA Ekaterina	4	4	4	4		22
13		STARTSEVA Evgeniya	1	1	1	1		3
14		KABESHOVA Ekaterina						
15		KOSHELEVA Tatiana				13		
16		MERKULOVA Iuliia						
Coach:		OVCHINNIKOV Sergey						
Assistant:		KURNOSOV Igor						

TEAM AND PLAYER PERFORMANCES

Won	Total Atts	No	Name
60	177	Total Team	
21	54	18	de la CRUZ de PENA Bethania
16	39	10	CABRAL de la CRUZ Milagros
13	21	8	ARIAS PEREZ Candida Estefany
10	46	Total Team	
3	9	18	de la CRUZ de PENA Bethania
3	10	8	ARIAS PEREZ Candida Estefany
2	11	3	EVE MEJIA Lisvel Elisa
6	87	Total Team	
2	17	3	EVE MEJIA Lisvel Elisa
2	13	18	de la CRUZ de PENA Bethania
1	10	12	ECHENIQUE MEDINA Karla Miguelina
10		Total Team	
86	310	Total Team	
26	76	18	de la CRUZ de PENA Bethania
90 km/h		14	RIVERA BRENS Prisilla Altigracia

Scoring Skills
Spike
Block
Serve
Opp Error
Total
Best Scorer
Fastest Serve

Won	Total Atts	No	Name
50	131	Total Team	
16	45	11	GAMOVA Ekaterina
13	34	8	GONCHAROVA Nataliya
8	15	3	PEREPELKINA Maria
19	84	Total Team	
6	15	11	GAMOVA Ekaterina
4	16	3	PEREPELKINA Maria
4	29	1	BORISENKO Maria
1	98	Total Team	
1	14	1	BORISENKO Maria
29		Total Team	
99	313	Total Team	
22	71	11	GAMOVA Ekaterina
86 km/h		11	GAMOVA Ekaterina

LEGEND

Atts Attempts
L Libero player
n Starting line-up where n = starting position on court (i.e. positions 1 to 6)
Opp Opponent

C Team Captain
L Substitute libero
nn Substitute where nn = jersey number of out going player
Pts Points scored



Earls Court
Earls Court

MON 30 JUL 2012
20:00
21:58

Volleyball

Volleyball

Women

Femmes

Preliminary - Pool A

éliminatoires - poule A



Match Results

Résultat du match

Match 11

P2

Match Duration: 1h 58m
Spectators: 13000

ITA vs JPN
3 1

Teams	Sets	1	2	3	4	Total
ITA	3	25	25	20	25	95
JPN	1	22	21	25	22	90
	Playing Time	26m	27m	27m	29m	1h 49m

First Referee: VELEZ MERCADO Jose (PUR)

Second Referee: SALVATORE Patricia (USA)

ITA - Italy

No	C/L	Name	1	2	3	4	5	Pts
3	L	CROCE Paola	L	L	L	L		
5		RONDON Giulia	14	14	14	14		1
6		de GENNARO Monica						
8		BARAZZA Jenny	16					
9		BOSETTI Caterina						
12		PICCININI Francesca				18		2
13		ARRIGHETTI Valentina	2	2	2	2		7
14	C	LO BIANCO Eleonora	6	6	6	6		2
15		del CORE Antonella	1	1	1	1		16
16		BOSETTI Lucia	3	3	3	3		15
17		GIOLI Simona	5	5	5	5		15
18		COSTAGRANDE Carolina del Pilar	4	4	4	4		17
Coach:		BARBOLINI Massimo						
Assistant:		BRACCI Marco / MAZZANTI Davide						

JPN - Japan

No	C/L	Name	1	2	3	4	5	Pts
2		NAKAMICHI Hitomi	12		12			
3		TAKESHITA Yoshie	6	6	6	1		
4		YAMAGUCHI Mai			3			
5	C	ARAKI Erika	2	2	7	7		4
7		INOUE Kaori		5	2	3		4
8		KANO Maiko	3			12		
10	L	SANO Yuko	L	L	L	L		
11		OTOMO Ai	5	5	5	6		14
12		SHINNABE Risa	3	3	3	4		13
14		SAKODA Saori						
16		EBATA Yukiko	4	4	4	5		21
18		KIMURA Saori	1	1	1	2		19
Coach:		MANABE Masayoshi						
Assistant:		ABO Kiyoshi						

TEAM AND PLAYER PERFORMANCES

Won	Total Atts	No	Name
64	151	Total Team	
15	42	18	COSTAGRANDE Carolina del Pilar
15	32	15	del CORE Antonella
13	32	16	BOSETTI Lucia
9	71	Total Team	
4	22	17	GIOLI Simona
2	8	18	COSTAGRANDE Carolina del Pilar
1	1	5	RONDON Giulia
2	94	Total Team	
1	22	13	ARRIGHETTI Valentina
1	20	16	BOSETTI Lucia
20		Total Team	
95	316	Total Team	
17	64	18	COSTAGRANDE Carolina del Pilar
68 km/h		15	del CORE Antonella

Scoring Skills
Spike
Block
Serve
Opp Error
Total
Best Scorer
Fastest Serve

Won	Total Atts	No	Name
66	173	Total Team	
20	51	16	EBATA Yukiko
16	48	18	KIMURA Saori
13	31	12	SHINNABE Risa
5	44	Total Team	
3	10	18	KIMURA Saori
1	13	11	OTOMO Ai
1	4	7	INOUE Kaori
4	91	Total Team	
2	10	5	ARAKI Erika
1	12	11	OTOMO Ai
1	17	16	EBATA Yukiko
15		Total Team	
90	308	Total Team	
21	72	16	EBATA Yukiko
77 km/h		12	SHINNABE Risa

LEGEND

Atts Attempts
L Libero player
n Starting line-up where n = starting position on court (i.e. positions 1 to 6)
Opp Opponent

C Team Captain
L Substitute libero
nn Substitute where nn = jersey number of out going player
Pts Points scored



Earls Court
Earls Court

MON 30 JUL 2012
22:20
0:37

Volleyball
Volleyball
Women
Femmes
Preliminary - Pool A
éliminatoires - poule A



Match Results

Résultat du match

Match 12

P2

Match Duration: 2h 17m
Spectators: 14000

GBR vs ALG
3 2

Teams	Sets	1	2	3	4	5	Total
GBR	3	22	25	23	25	15	110
ALG	2	25	19	25	19	8	96
	Playing Time	27m	27m	29m	25m	16m	2h 04m

First Referee: DAVIDSON Mitchell (CAN)

Second Referee: JIRAKAKUL Janpen (THA)

GBR - Great Britain

No	C/L	Name	1	2	3	4	5	Pts
1		LEAF Savannah	5					1
2		WICKS Lucy	1	3	1	3	1	5
4		LAYBOURNE Rachel	4	6	4			1
6		TAYLOR Jennifer	19		17		19	1
7	L	BERTELLI Maria	L	L	L	L	L	
8		BRAGG Rachel	4		4	6	4	6
9		MORGAN Joanne		2				
10	C	BEATTIE Lynne	2	4	2	1	5	19
12		REID Elizabeth						
17		SANDELL Janine	1	1	5	4	2	16
18		CARTER Grace	3	5	3	5	3	9
19		MICHEL Ciara	6	2	6	2	6	10
Coach:		COOPER Audrey						
Assistant:		GOODCHILD David						

ALG - Algeria

No	C/L	Name	1	2	3	4	5	Pts
1		HENNAOUI Sehryne	6	6	1	1	5	5
2		ACHOUR Dallal Merwa				18		
3	L	HAMMOUCHE Salima				L		
5		KHAMTACHE Amel	3	3	4	4		6
8		BENSALEM Zohra	4	4	5	5	3	15
9		BELHOCINE Sarra						
11		ABDERRAHIM Mouni	18	2	18	12	2	3
12		BOUKHIMA Safia	1	1	2	2	6	15
13	L	MANSOURI Nawal	L	L	L	L	L	
17	C	OULMOU Lydia	5	5	6	6	4	11
18		AISSOU Tassadit	2		3	3	1	5
19		BOURIHANE Celia				5	18	1
Coach:		STRUMILO George (POL)						
Assistant:		SAIDANI Aimad-Eddina						

TEAM AND PLAYER PERFORMANCES

Won	Total Atts	No	Name
47	132	Total Team	
14	41	10	BEATTIE Lynne
13	34	17	SANDELL Janine
6	14	18	CARTER Grace
11	65	Total Team	
4	22	19	MICHEL Ciara
2	7	17	SANDELL Janine
1	9	2	WICKS Lucy
10	107	Total Team	
4	20	10	BEATTIE Lynne
2	20	18	CARTER Grace
2	12	19	MICHEL Ciara
42		Total Team	
110	304	Total Team	
19	63	10	BEATTIE Lynne
68 km/h		2	WICKS Lucy

Scoring Skills
Spike
Block
Serve
Opp Error
Total
Best Scorer
Fastest Serve

Won	Total Atts	No	Name
44	163	Total Team	
13	56	8	BENSALEM Zohra
11	41	12	BOUKHIMA Safia
6	16	5	KHAMTACHE Amel
4	37	Total Team	
4	15	17	OULMOU Lydia
13	99	Total Team	
4	16	1	HENNAOUI Sehryne
4	14	12	BOUKHIMA Safia
2	19	8	BENSALEM Zohra
35		Total Team	
96	299	Total Team	
15	76	8	BENSALEM Zohra
74 km/h		18	AISSOU Tassadit

LEGEND

Atts Attempts
L Libero player
n Starting line-up where n = starting position on court (i.e. positions 1 to 6)
Opp Opponent

C Team Captain
L Substitute libero
nn Substitute where nn = jersey number of out going player
Pts Points scored



Earls Court
Earls Court

WED 1 AUG 2012
9:30
10:56

Volleyball
Volleyball

Women
Femmes

Preliminary - Pool A
éliminatoires - poule A



Match Results

Résultat du match

Match 13

P2

Match Duration: 1h 26m
Spectators: 9000

DOM vs JPN
0 3

Teams	Sets	1	2	3	Total
DOM	0	20	19	23	62
JPN	3	25	25	25	75
	Playing Time	25m	24m	30m	1h 19m

First Referee: ZAHORCOVA Karin (CZE)

Second Referee: KARAMPETSOS Georgios (GRE)

DOM - Dominican Rep.

No	C/L	Name	1	2	3	4	5	Pts
1		VARGAS VALDEZ Annerys Victoria	2	1	5			5
3		EVE MEJIA Lisvel Elisa	1		8			4
5	L	CASTILLO Brenda	L	L	L			
7		MARTE FRICA Niverka Dharlenis	18	18	6			
8		ARIAS PEREZ Candida Estefany	5	4	2			2
9		NUNEZ Sidarka de los Milagros	12	12	3			4
10	C	CABRAL de la CRUZ Milagros	1	6	18			5
12		ECHENIQUE MEDINA Karla Miguelina	6	5	9			
13		RONDON MARTINEZ Cindy Carolina						
14		RIVERA BRENS Prisilla Altigracia	4	3	4			16
17		MAMBRU CASILLA Gina Altigracia			7			
18		de la CRUZ de PENA Bethania	3	2	1			15
Coach:		KWIEK Marcos (BRA)						
Assistant:		ROCHA PACHECO Wagner (BRA)						

JPN - Japan

No	C/L	Name	1	2	3	4	5	Pts
2		NAKAMICHI Hitomi	4	4	4			1
3		TAKESHITA Yoshie	6	1	6			2
4		YAMAGUCHI Mai	3	4	3			8
5	C	ARAKI Erika	7	7	7			
7		INOUE Kaori	2	3	2			5
8		KANO Maiko	3	3	3			1
10	L	SANO Yuko	L	L	L			
11		OTOMO Ai	5	6	5			9
12		SHINNABE Risa						
14		SAKODA Saori						
16		EBATA Yukiko	4	5	4			14
18		KIMURA Saori	1	2	1			13
Coach:		MANABE Masayoshi						
Assistant:		ABO Kiyoshi						

TEAM AND PLAYER PERFORMANCES

Won	Total Atts	No	Name	Scoring Skills	Won	Total Atts	No	Name
44	125	Total Team		Spike	43	118	Total Team	
15	44	18	de la CRUZ de PENA Bethania		12	38	16	EBATA Yukiko
14	34	14	RIVERA BRENS Prisilla Altigracia		12	33	18	KIMURA Saori
5	15	10	CABRAL de la CRUZ Milagros	Block	8	16	11	OTOMO Ai
5	38	Total Team			5	48	Total Team	
2	3	3	EVE MEJIA Lisvel Elisa		2	19	7	INOUE Kaori
2	6	14	RIVERA BRENS Prisilla Altigracia	1	1	4	YAMAGUCHI Mai	
1	8	1	VARGAS VALDEZ Annerys Victoria	1	7	3	TAKESHITA Yoshie	
2	63	Total Team		Serve	5	74	Total Team	
1	5	8	ARIAS PEREZ Candida Estefany		1	4	2	NAKAMICHI Hitomi
1	15	1	VARGAS VALDEZ Annerys Victoria		1	9	3	TAKESHITA Yoshie
11		Total Team		Opp Error	1	14	16 EBATA Yukiko	
62	226	Total Team			22		Total Team	
		Total Team			75	240	Total Team	
16	50	14	RIVERA BRENS Prisilla Altigracia	Best Scorer	14	59	16	EBATA Yukiko
86 km/h		9	NUNEZ Sidarka de los Milagros	Fastest Serve	88 km/h		18	KIMURA Saori

LEGEND

Atts Attempts
L Libero player
n Starting line-up where n = starting position on court (i.e. positions 1 to 6)
Opp Opponent

C Team Captain
L Substitute libero
nn Substitute where nn = jersey number of out going player
Pts Points scored



Earls Court
Earls Court

WED 1 AUG 2012
11:30
12:39

Volleyball

Volleyball

Women

Femmes

Preliminary - Pool A

éliminatoires - poule A



Match Results

Résultat du match

Match 14

P2

Match Duration: 1h 09m
Spectators: 9000

ALG vs RUS
0 3

Teams	Sets	1	2	3	Total
ALG	0	7	14	15	36
RUS	3	25	25	25	75
	Playing Time	17m	23m	23m	1h 03m

First Referee: JIRAKAKUL Janpen (THA)

Second Referee: McDOUGALL Brian (GBR)

ALG - Algeria

No	C/L	Name	1	2	3	4	5	Pts
1		HENNAOUI Sehryne	1	1	1			1
2		ACHOUR Dallal Merwa						
3	L	HAMMOUCHE Salima	L	L	L			
5		KHAMTACHE Amel						
8		BENSALEM Zohra	5	5	5			5
9		BELHOCINE Sarra						
11		ABDERRAHIM Mouni	3	3	3			5
12		BOUKHIMA Safia	2	2	2			6
13	L	MANSOURI Nawal	L	L	L			
17	C	OULMOU Lydia	4	4	4			4
18		AISSOU Tassadit	6	6	6			3
19		BOURIHANE Celia			11			

Coach: STRUMILO George (POL)

Assistant: SAIDANI Aimad-Eddina

RUS - Russia

No	C/L	Name	1	2	3	4	5	Pts
1	C	BORISENKO Maria	6	6				9
3		PEREPELKINA Maria	3	3	3			11
4		ESTES Evgenia	5					6
5		SHASHKOVA Liubov		2	2			12
6		MATIENKO Anna						
7	L	KRYUCHKOVA Svetlana	L	L	L			
8		GONCHAROVA Nataliya	2	5	5			10
11		GAMOVA Ekaterina	4	4				4
13		STARTSEVA Evgeniya	1	1	1			2
14		KABESHOVA Ekaterina			8			
15		KOSHELEVA Tatiana		11	4			5
16		MERKULOVA Iuliia			6			1

Coach: OVCHINNIKOV Sergey

Assistant: KURNOSOV Igor

TEAM AND PLAYER PERFORMANCES

Won	Total Atts	No	Name
20	89	Total Team	
6	20	12	BOUKHIMA Safia
5	24	8	BENSALEM Zohra
4	6	11	ABDERRAHIM Mouni
1	8	Total Team	
1	4	17	OULMOU Lydia
3	37	Total Team	
2	6	18	AISSOU Tassadit
1	5	11	ABDERRAHIM Mouni
12		Total Team	
36	134	Total Team	
6	26	12	BOUKHIMA Safia
73 km/h		18	AISSOU Tassadit

Scoring Skills
Spike
Block
Serve
Opp Error
Total
Best Scorer
Fastest Serve

Won	Total Atts	No	Name
42	70	Total Team	
12	21	5	SHASHKOVA Liubov
9	12	3	PEREPELKINA Maria
8	13	8	GONCHAROVA Nataliya
13	32	Total Team	
5	9	1	BORISENKO Maria
4	5	4	ESTES Evgenia
2	3	8	GONCHAROVA Nataliya
5	74	Total Team	
2	5	1	BORISENKO Maria
2	16	3	PEREPELKINA Maria
1	9	11	GAMOVA Ekaterina
15		Total Team	
75	176	Total Team	
12	36	5	SHASHKOVA Liubov
66 km/h		5	SHASHKOVA Liubov

LEGEND

Atts Attempts
L Libero player
n Starting line-up where n = starting position on court (i.e. positions 1 to 6)
Opp Opponent

C Team Captain
L Substitute libero
nn Substitute where nn = jersey number of out going player
Pts Points scored



Earls Court
Earls Court

WED 1 AUG 2012
16:45
18:03

Volleyball
Volleyball
Women
Femmes
Preliminary - Pool A
éliminatoires - poule A



Match Results

Résultat du match

Match 16

P2

Match Duration: 1h 18m
Spectators: 11800

GBR vs ITA
0 3

Teams	Sets	1	2	3	Total
GBR	0	25	12	12	49
ITA	3	27	25	25	77
	Playing Time	29m	22m	21m	1h 12m

First Referee: BJELIC Zorica (SRB)

Second Referee: CESPEDES LASSI Denny (DOM)

GBR - Great Britain						
No	C/L	Name	1	2	3	4 5 Pts
1		LEAF Savannah		17	6	4
2		WICKS Lucy	3	6	3	3
4		LAYBOURNE Rachel	6	3		1
6		TAYLOR Jennifer	17		10	
7	L	BERTELLI Maria	L	L	L	
8		BRAGG Rachel		4	17	
9		MORGAN Joanne				
10	C	BEATTIE Lynne	4	1	4	11
12		REID Elizabeth		18		7
17		SANDELL Janine	1	4	1	7
18		CARTER Grace	5	2	5	2
19		MICHEL Ciara	2	5	2	10
Coach:		COOPER Audrey				
Assistant:		GOODCHILD David				

ITA - Italy						
No	C/L	Name	1	2	3	4 5 Pts
3	L	CROCE Paola	L	L	L	
5		RONDON Giulia	6	6	6	3
6		de GENNARO Monica	8			
8		BARAZZA Jenny	2	2	2	8
9		BOSETTI Caterina			16	1
12		PICCININI Francesca			1	6
13		ARRIGHETTI Valentina				
14	C	LO BIANCO Eleonora				
15		del CORE Antonella	1	1		9
16		BOSETTI Lucia	3	3	3	11
17		GIOLI Simona	5	5	5	10
18		COSTAGRANDE Carolina del Pilar	4	4	4	12
Coach:		BARBOLINI Massimo				
Assistant:		BRACCI Marco				

TEAM AND PLAYER PERFORMANCES

Won	Total Atts	No Name
29	85	Total Team
10	22	10 BEATTIE Lynne
6	10	19 MICHEL Ciara
5	20	17 SANDELL Janine
7	33	Total Team
3	10	19 MICHEL Ciara
2	2	17 SANDELL Janine
1	5	18 CARTER Grace
3	51	Total Team
1	3	1 LEAF Savannah
1	8	10 BEATTIE Lynne
1	10	19 MICHEL Ciara
10		Total Team
49	169	Total Team
11	34	10 BEATTIE Lynne
68 km/h		2 WICKS Lucy

Scoring Skills
Spike
Block
Serve
Opp Error
Total
Best Scorer
Fastest Serve

Won	Total Atts	No Name
44	85	Total Team
10	17	18 COSTAGRANDE Carolina del Pilar
9	17	16 BOSETTI Lucia
7	14	17 GIOLI Simona
10	39	Total Team
2	8	5 RONDON Giulia
2	7	8 BARAZZA Jenny
2	7	18 COSTAGRANDE Carolina del Pilar
6	75	Total Team
2	14	8 BARAZZA Jenny
2	10	17 GIOLI Simona
1	9	16 BOSETTI Lucia
17		Total Team
77	199	Total Team
12	38	18 COSTAGRANDE Carolina del Pilar
67 km/h		15 del CORE Antonella

LEGEND

Atts Attempts
L Libero player
n Starting line-up where n = starting position on court (i.e. positions 1 to 6)
Opp Opponent

C Team Captain
L Substitute libero
nn Substitute where nn = jersey number of out going player
Pts Points scored



Earls Court
Earls Court

FRI 3 AUG 2012
12:25
14:19

Volleyball
Volleyball

Women
Femmes

Preliminary - Pool A
éliminatoires - poule A



Match Results

Résultat du match

Match 20

P2

Match Duration: 1h 54m
Spectators: 10000

JPN vs RUS
1 3

Teams	Sets	1	2	3	4	Total
JPN	1	25	17	25	19	86
RUS	3	27	25	20	25	97
	Playing Time	29m	24m	25m	27m	1h 45m

First Referee: VELEZ MERCADO Jose (PUR)

Second Referee: BJELIC Zorica (SRB)

JPN - Japan

No	C/L	Name	1	2	3	4	5	Pts
2		NAKAMICHI Hitomi	4	4				
3		TAKESHITA Yoshie	2	3	2	3		3
4		YAMAGUCHI Mai	5	6	5			6
5	C	ARAKI Erika	7	7		3		
7		INOUE Kaori	4	5	4	5		9
8		KANO Maiko	3	3	7	7		1
10	L	SANO Yuko	L	L	L	L		
11		OTOMO Ai	1	2	1	2		8
12		SHINNABE Risa			4	6		3
14		SAKODA Saori	6	1	6	1		23
16		EBATA Yukiko						
18		KIMURA Saori	3	4	3	4		23
Coach:		MANABE Masayoshi						
Assistant:		ABO Kiyoshi						

RUS - Russia

No	C/L	Name	1	2	3	4	5	Pts
1	C	BORISENKO Maria	6	6	6	6		5
3		PEREPELKINA Maria	3	3	3			3
4		ESTES Evgenia	5	5	5	5		11
5		SHASHKOVA Liubov	8	8	8			
6		MATIENKO Anna						
7	L	KRYUCHKOVA Svetlana	L	L	L	L		
8		GONCHAROVA Nataliya	2	2	2	2		26
11		GAMOVA Ekaterina	4	4	4	4		29
13		STARTSEVA Evgeniya	1	1	1	1		2
14		KABESHOVA Ekaterina						
15		KOSHELEVA Tatiana						
16		MERKULOVA Iuliia			3	3		5
Coach:		OVCHINNIKOV Sergey						
Assistant:		KURNOSOV Igor						

TEAM AND PLAYER PERFORMANCES

Won	Total Atts	No	Name
60	174	Total Team	
23	65	18	KIMURA Saori
19	49	14	SAKODA Saori
6	20	11	OTOMO Ai
6	36	Total Team	
3	16	7	INOUE Kaori
1	2	3	TAKESHITA Yoshie
1	2	14	SAKODA Saori
10	87	Total Team	
3	17	14	SAKODA Saori
2	17	3	TAKESHITA Yoshie
1	8	4	YAMAGUCHI Mai
10		Total Team	
86	297	Total Team	
23	68	14	SAKODA Saori
77 km/h		12	SHINNABE Risa

Scoring Skills	Won	Total Atts	No	Name
Spike	61	151	Total Team	
	24	53	8	GONCHAROVA Nataliya
	22	52	11	GAMOVA Ekaterina
	8	21	4	ESTES Evgenia
Block	15	81	Total Team	
	5	8	11	GAMOVA Ekaterina
	2	12	8	GONCHAROVA Nataliya
	2	12	1	BORISENKO Maria
Serve	5	96	Total Team	
	2	16	11	GAMOVA Ekaterina
	1	18	1	BORISENKO Maria
	1	14	4	ESTES Evgenia
Opp Error	16		Total Team	
Total	97	328	Total Team	
Best Scorer	29	76	11	GAMOVA Ekaterina
Fastest Serve	77 km/h		1	BORISENKO Maria

LEGEND

Atts Attempts
L Libero player
n Starting line-up where n = starting position on court (i.e. positions 1 to 6)
Opp Opponent

C Team Captain
L Substitute libero
nn Substitute where nn = jersey number of out going player
Pts Points scored



Earls Court
Earls Court

FRI 3 AUG 2012
17:40
19:01

Volleyball

Volleyball

Women

Femmes

Preliminary - Pool A

éliminatoires - poule A



Match Results

Résultat du match

Match 22

P2

Match Duration: 1h 21m
Spectators: 14000

GBR vs DOM
0 3

Teams	Sets	1	2	3	Total
GBR	0	9	18	19	46
DOM	3	25	25	25	75
	Playing Time	20m	28m	27m	1h 15m

First Referee: NASR SHAABAN Mohamed (EGY)

Second Referee: JIRAKAKUL Janpen (THA)

GBR - Great Britain

No	C/L	Name	1	2	3	4	5	Pts
1		LEAF Savannah	5	1	4			5
2		WICKS Lucy	1	3	1			3
4		LAYBOURNE Rachel			1			
6		TAYLOR Jennifer	10	17				
7	L	BERTELLI Maria	L	L	L			
8		BRAGG Rachel	2					
9		MORGAN Joanne	17					
10	C	BEATTIE Lynne	2	4	5			11
12		REID Elizabeth						
17		SANDELL Janine	4	6	2			6
18		CARTER Grace	3	5	3			6
19		MICHEL Ciara	6	2	6			5

Coach: COOPER Audrey
Assistant: GOODCHILD David

DOM - Dominican Rep.

No	C/L	Name	1	2	3	4	5	Pts
1		VARGAS VALDEZ Annerys Victoria	1	1	1			8
3		EVE MEJIA Lisvel Elisa			8			3
5	L	CASTILLO Brenda	L	L	L			
7		MARTE FRICA Niverka Dharlenis		18	18			
8		ARIAS PEREZ Candida Estefany	4	4	4			3
9		NUNEZ Sidarka de los Milagros						
10	C	CABRAL de la CRUZ Milagros	6	6	6			9
12		ECHENIQUE MEDINA Karla Miguelina	5	5	5			5
13		RONDON MARTINEZ Cindy Carolina						
14		RIVERA BRENS Prisilla Altagracia	3	3	3			10
17		MAMBRU CASILLA Gina Altagracia		12	12			5
18		de la CRUZ de PENA Bethania	2	2	2			12

Coach: KWIEK Marcos (BRA)
Assistant: ROCHA PACHECO Wagner (BRA)

TEAM AND PLAYER PERFORMANCES

Won	Total Atts	No	Name
30	102	Total Team	
10	31	10	BEATTIE Lynne
6	26	17	SANDELL Janine
5	12	18	CARTER Grace
3	29	Total Team	
1	7	10	BEATTIE Lynne
1	7	18	CARTER Grace
1	5	19	MICHEL Ciara
3	47	Total Team	
2	10	2	WICKS Lucy
1	11	19	MICHEL Ciara
10		Total Team	
46	178	Total Team	
11	46	10	BEATTIE Lynne
69 km/h		19	MICHEL Ciara

Scoring Skills
Spike
Block
Serve
Opp Error
Total
Best Scorer
Fastest Serve

Won	Total Atts	No	Name
40	76	Total Team	
10	20	14	RIVERA BRENS Prisilla Altagracia
9	12	18	de la CRUZ de PENA Bethania
7	19	10	CABRAL de la CRUZ Milagros
13	46	Total Team	
4	14	1	VARGAS VALDEZ Annerys Victoria
3	5	18	de la CRUZ de PENA Bethania
2	4	12	ECHENIQUE MEDINA Karla Miguelina
2	74	Total Team	
1	14	12	ECHENIQUE MEDINA Karla Miguelina
1	11	1	VARGAS VALDEZ Annerys Victoria
20		Total Team	
75	196	Total Team	
12	30	18	de la CRUZ de PENA Bethania
85 km/h		14	RIVERA BRENS Prisilla Altagracia

LEGEND

Atts Attempts
L Libero player
n Starting line-up where n = starting position on court (i.e. positions 1 to 6)
Opp Opponent

C Team Captain
L Substitute libero
nn Substitute where nn = jersey number of out going player
Pts Points scored



Earls Court
Earls Court

FRI 3 AUG 2012
22:00
23:05

Volleyball

Volleyball

Women

Femmes

Preliminary - Pool A

éliminatoires - poule A



Match Results

Résultat du match

Match 24

P2

Match Duration: 1h 05m
Spectators: 11000

ALG vs ITA
0 3

Teams	Sets	1	2	3	Total
ALG	0	11	12	17	40
ITA	3	25	25	25	75
	Playing Time	18m	18m	23m	59m

First Referee: SALVATORE Patricia (USA)

Second Referee: WANG Ning (CHN)

ALG - Algeria

No	C/L	Name	1	2	3	4	5	Pts
1		HENNAOUI Sehryne	6	6	6			1
2		ACHOUR Dallal Merwa						
3	L	HAMMOUCHE Salima				L		
5		KHAMTACHE Amel	18		11			1
8		BENSALEM Zohra	4	4	4			13
9		BELHOCINE Sarra						
11		ABDERRAHIM Mouni	2	2	2			1
12		BOUKHIMA Safia	1	1	1			3
13	L	MANSOURI Nawal				L		
17	C	OULMOU Lydia	3	3	3			9
18		AISSOU Tassadit	5	5	5			1
19		BOURIHANE Celia				18		
Coach:		STRUMILO George (POL)						
Assistant:		SAIDANI Aimad-Eddina						

ITA - Italy

No	C/L	Name	1	2	3	4	5	Pts
3	L	CROCE Paola		L	L			
5		RONDON Giulia	6	6	6			3
6		de GENNARO Monica	13	13				
8		BARAZZA Jenny			13			
9		BOSETTI Caterina			3			3
12		PICCININI Francesca			4			8
13		ARRIGHETTI Valentina	2	2	2			10
14	C	LO BIANCO Eleonora						
15		del CORE Antonella	1	1	1			13
16		BOSETTI Lucia	3	3				5
17		GIOLI Simona	5	5	5			9
18		COSTAGRANDE Carolina del Pilar	4	4				8
Coach:		BARBOLINI Massimo						
Assistant:		BRACCI Marco						

TEAM AND PLAYER PERFORMANCES

Won	Total Atts	No Name	Scoring Skills	Won	Total Atts	No Name
26	82	Total Team	Spike	43	87	Total Team
13	28	8 BENSALEM Zohra		9	17	15 del CORE Antonella
8	19	17 OULMOU Lydia		7	16	17 GIOLI Simona
2	20	12 BOUKHIMA Safia	Block	7	16	18 COSTAGRANDE Carolina del Pilar
1	34	Total Team		8	37	Total Team
1	7	17 OULMOU Lydia		4	12	13 ARRIGHETTI Valentina
2	42	Total Team	Serve	2	11	17 GIOLI Simona
1	4	5 KHAMTACHE Amel		1	6	15 del CORE Antonella
1	10	12 BOUKHIMA Safia		8	73	Total Team
11		Total Team	Opp Error	3	18	15 del CORE Antonella
40	158	Total Team		2	6	12 PICCININI Francesca
				1	5	5 RONDON Giulia
13	44	8 BENSALEM Zohra	Total	16		Total Team
73 km/h		18 AISSOU Tassadit		75	197	Total Team
			Best Scorer	13	41	15 del CORE Antonella
			Fastest Serve	66 km/h		15 del CORE Antonella

LEGEND

Atts Attempts
L Libero player
n Starting line-up where n = starting position on court (i.e. positions 1 to 6)
Opp Opponent

C Team Captain
L Substitute libero
nn Substitute where nn = jersey number of out going player
Pts Points scored



Earls Court
Earls Court

SUN 5 AUG 2012
9:30
10:45

Volleyball
Volleyball
Women
Femmes
Preliminary - Pool A
éliminatoires - poule A



Match Results

Résultat du match

Match 25

P2

Match Duration: 1h 15m
Spectators: 11000

ALG vs DOM
0 3

Teams	Sets	1	2	3	Total
ALG	0	15	16	13	44
DOM	3	25	25	25	75
	Playing Time	22m	25m	22m	1h 09m

First Referee: SALVATORE Patricia (USA)

Second Referee: McDOUGALL Brian (GBR)

ALG - Algeria									
No	C/L	Name	1	2	3	4	5	Pts	
1		HENNAOUI Sehryne	6	6	1			2	
2		ACHOUR Dallal Merwa			5				
3	L	HAMMOUCHE Salima							
5		KHANTACHE Amel		3	4			6	
8		BENSALEM Zohra	4	4	5			13	
9		BELHOCINE Sarra							
11		ABDERRAHIM Mouni	2		17			3	
12		BOUKHIMA Safia	1	1	2			6	
13	L	MANSOURI Nawal	L	L	L				
17	C	OULMOU Lydia	3	5	6			3	
18		AISSOU Tassadit	5	2	3			5	
19		BOURIHANE Celia			18				
Coach:		STRUMILO George (POL)							
Assistant:		SAIDANI Aimad-Eddina							

DOM - Dominican Rep.									
No	C/L	Name	1	2	3	4	5	Pts	
1		VARGAS VALDEZ Annerys Victoria	1	5					
3		EVE MEJIA Lisvel Elisa		1	5			5	
5	L	CASTILLO Brenda	L	L	L				
7		MARTE FRICA Niverka Dharlenis	18	3	3			1	
8		ARIAS PEREZ Candida Estefany	4	2	2			7	
9		NUNEZ Sidarka de los Milagros			7			1	
10	C	CABRAL de la CRUZ Milagros	6	4	4			14	
12		ECHENIQUE MEDINA Karla Miquelina	5		17			1	
13		RONDON MARTINEZ Cindy Carolina			8			1	
14		RIVERA BRENS Prisilla Altigracia	3	1	1			21	
17		MAMBRU CASILLA Gina Altigracia	12	6	6			12	
18		de la CRUZ de PENA Bethania	2						
Coach:		KWIEK Marcos (BRA)							
Assistant:		ROCHA PACHECO Wagner (BRA)							

TEAM AND PLAYER PERFORMANCES

Won	Total Atts	No	Name
33	104	Total Team	
11	37	8	BENSALEM Zohra
6	10	5	KHANTACHE Amel
5	22	12	BOUKHIMA Safia
4	34	Total Team	
2	8	18	AISSOU Tassadit
1	7	8	BENSALEM Zohra
1	3	12	BOUKHIMA Safia
1	45	Total Team	
1	9	8	BENSALEM Zohra
6		Total Team	
44	183	Total Team	
13	53	8	BENSALEM Zohra
74 km/h		8	BENSALEM Zohra

Scoring Skills
Spike
Block
Serve
Opp Error
Total
Best Scorer
Fastest Serve

Won	Total Atts	No	Name
51	92	Total Team	
17	25	14	RIVERA BRENS Prisilla Altigracia
11	22	10	CABRAL de la CRUZ Milagros
11	22	17	MAMBRU CASILLA Gina Altigracia
10	45	Total Team	
3	7	10	CABRAL de la CRUZ Milagros
3	6	14	RIVERA BRENS Prisilla Altigracia
2	8	8	ARIAS PEREZ Candida Estefany
2	74	Total Team	
1	17	14	RIVERA BRENS Prisilla Altigracia
1	8	3	EVE MEJIA Lisvel Elisa
12		Total Team	
75	211	Total Team	
21	48	14	RIVERA BRENS Prisilla Altigracia
86 km/h		17	MAMBRU CASILLA Gina Altigracia

LEGEND

Atts Attempts
L Libero player
n Starting line-up where n = starting position on court (i.e. positions 1 to 6)
Opp Opponent

C Team Captain
L Substitute libero
nn Substitute where nn = jersey number of out going player
Pts Points scored



Earls Court
Earls Court

SUN 5 AUG 2012
14:45
16:03

Volleyball
Volleyball

Women
Femmes

Preliminary - Pool A
éliminatoires - poule A



Match Results

Résultat du match

Match 27

P2

Match Duration: 1h 18m
Spectators: 14000

GBR vs JPN
0 3

Teams	Sets	1	2	3	Total
GBR	0	19	14	12	45
JPN	3	25	25	25	75
	Playing Time	25m	25m	22m	1h 12m

First Referee: DAVIDSON Mitchell (CAN)

Second Referee: NASR SHAABAN Mohamed (EGY)

GBR - Great Britain									
No	C/L	Name	1	2	3	4	5	Pts	
1		LEAF Savannah			17	2		4	
2		WICKS Lucy	1	1	1				
4		LAYBOURNE Rachel		8	8				
6		TAYLOR Jennifer							
7	L	BERTELLI Maria	L	L	L				
8		BRAGG Rachel	4	4	4			4	
9		MORGAN Joanne		2	2				
10	C	BEATTIE Lynne	2	2	5			8	
12		REID Elizabeth	19	3	3			2	
17		SANDELL Janine	5	5				5	
18		CARTER Grace	3	6	12			3	
19		MICHEL Ciara	6		6			3	
Coach:		COOPER Audrey							
Assistant:		GOODCHILD David							

JPN - Japan									
No	C/L	Name	1	2	3	4	5	Pts	
2		NAKAMICHI Hitomi	12	12					
3		TAKESHITA Yoshie	1	1	1			1	
4		YAMAGUCHI Mai							
5	C	ARAKI Erika	3	3	6			5	
7		INOUE Kaori			3			3	
8		KANO Maiko	3	3					
10	L	SANO Yuko	L	L	L				
11		OTOMO Ai	6	6				5	
12		SHINNABE Risa	4	4	4			12	
14		SAKODA Saori							
16		EBATA Yukiko	5	5	5			14	
18		KIMURA Saori	2	2	2			14	
Coach:		MANABE Masayoshi							
Assistant:		ABO Kiyoshi							

TEAM AND PLAYER PERFORMANCES

Won	Total Atts	No Name
21	95	Total Team
7	34	10 BEATTIE Lynne
5	9	17 SANDELL Janine
3	14	1 LEAF Savannah
7	37	Total Team
2	3	19 MICHEL Ciara
2	10	18 CARTER Grace
1	2	1 LEAF Savannah
1	46	Total Team
1	3	19 MICHEL Ciara
16		Total Team
45	178	Total Team
8	45	10 BEATTIE Lynne
72 km/h		8 BRAGG Rachel

Scoring Skills
Spike
Block
Serve
Opp Error
Total
Best Scorer
Fastest Serve

Won	Total Atts	No Name
44	95	Total Team
13	23	16 EBATA Yukiko
12	30	18 KIMURA Saori
9	19	12 SHINNABE Risa
7	30	Total Team
3	6	12 SHINNABE Risa
1	3	7 INOUE Kaori
1	4	11 OTOMO Ai
3	74	Total Team
1	18	3 TAKESHITA Yoshie
1	13	5 ARAKI Erika
1	16	18 KIMURA Saori
21		Total Team
75	199	Total Team
14	35	16 EBATA Yukiko
79 km/h		12 SHINNABE Risa

LEGEND

Atts Attempts
L Libero player
n Starting line-up where n = starting position on court (i.e. positions 1 to 6)
Opp Opponent

C Team Captain
L Substitute libero
nn Substitute where nn = jersey number of out going player
Pts Points scored



Earls Court
Earls Court

SUN 5 AUG 2012
16:45
18:53

Volleyball
Volleyball

Women
Femmes

Preliminary - Pool A
éliminatoires - poule A



Match Results

Résultat du match

Match 28

P2

Match Duration: 2h 08m
Spectators: 10000

ITA vs RUS
2 3

Teams	Sets	1	2	3	4	5	Total
ITA	2	28	19	25	16	11	99
RUS	3	26	25	22	25	15	113
	Playing Time	29m	23m	27m	21m	16m	1h 56m

First Referee: BJELIC Zorica (SRB)

Second Referee: WANG Ning (CHN)

ITA - Italy

No	C/L	Name	1	2	3	4	5	Pts
3	L	CROCE Paola	L	L	L	L	L	
5		RONDON Giulia	14	14	14	14	6	2
6		de GENNARO Monica					13	
8		BARAZZA Jenny						
9		BOSETTI Caterina						
12		PICCININI Francesca	15			18		3
13		ARRIGHETTI Valentina	1	1	1	1	2	8
14	C	LO BIANCO Eleonora	5	5	5	5		2
15		del CORE Antonella	6	6	6	6	1	12
16		BOSETTI Lucia	2	2	2	2	3	19
17		GIOLI Simona	4	4	4	4	5	21
18		COSTAGRANDE Carolina del Pilar	3	3	3	3	4	13
Coach:		BARBOLINI Massimo						
Assistant:		BRACCI Marco						

RUS - Russia

No	C/L	Name	1	2	3	4	5	Pts
1	C	BORISENKO Maria	6	6				2
3		PEREPELKINA Maria	3	3	3	3	3	9
4		ESTES Evgenia	5	5				2
5		SHASHKOVA Liubov	8	4	2	2	2	10
6		MATIENKO Anna						
7	L	KRYUCHKOVA Svetlana	L	L	L	L	L	
8		GONCHAROVA Nataliya	2	2	5	5	5	33
11		GAMOVA Ekaterina	4	4	4	4	4	31
13		STARTSEVA Evgeniya	1	1	1	1	1	1
14		KABESHOVA Ekaterina						
15		KOSHELEVA Tatiana	13			13	13	1
16		MERKULOVA Iuliia	3	1	6	6	6	5
Coach:		OVCHINNIKOV Sergey						
Assistant:		KURNOSOV Igor						

TEAM AND PLAYER PERFORMANCES

Won	Total Atts	No Name
64	159	Total Team
16	35	17 GIOLI Simona
15	33	16 BOSETTI Lucia
11	24	15 del CORE Antonella
13	65	Total Team
5	25	17 GIOLI Simona
3	7	18 COSTAGRANDE Carolina del Pilar
2	8	16 BOSETTI Lucia
3	100	Total Team
2	22	16 BOSETTI Lucia
1	12	14 LO BIANCO Eleonora
19		Total Team
99	324	Total Team
21	73	17 GIOLI Simona
65 km/h		16 BOSETTI Lucia

Scoring Skills
Spike
Block
Serve
Opp Error
Total
Best Scorer
Fastest Serve

Won	Total Atts	No Name
78	171	Total Team
27	51	11 GAMOVA Ekaterina
25	53	8 GONCHAROVA Nataliya
10	24	5 SHASHKOVA Liubov
11	79	Total Team
5	10	8 GONCHAROVA Nataliya
3	16	11 GAMOVA Ekaterina
2	31	3 PEREPELKINA Maria
5	112	Total Team
3	21	8 GONCHAROVA Nataliya
1	17	3 PEREPELKINA Maria
1	20	11 GAMOVA Ekaterina
19		Total Team
113	362	Total Team
33	84	8 GONCHAROVA Nataliya
63 km/h		11 GAMOVA Ekaterina

LEGEND

Atts Attempts
L Libero player
n Starting line-up where n = starting position on court (i.e. positions 1 to 6)
Opp Opponent

C Team Captain
L Substitute libero
nn Substitute where nn = jersey number of out going player
Pts Points scored



Earls Court
Earls Court

SAT 28 JUL 2012
11:30
13:10

Volleyball
Volleyball

Women
Femmes

Preliminary - Pool B
éliminatoires - poule B



Match Results

Résultat du match

Match 2

P2

Match Duration: 1h 40m
Spectators: 13000

CHN vs SRB
3 1

Teams	Sets	1	2	3	4	Total
CHN	3	16	25	25	25	91
SRB	1	25	18	13	12	68
	Playing Time	22m	25m	23m	21m	1h 31m

First Referee: RODRIGUEZ Susana (ESP)

Second Referee: AL-NAAMA Ibrahim (QAT)

CHN - China

No	C/L	Name	1	2	3	4	5	Pts
1		WANG Yimei	2	2	2	2		11
2		MI Yang						
4		HUI Ruoqi	5	5	5	5		14
6		CHU Jinling	1					2
7	L	ZHANG Xian	L	L	L	L		
8	C	WEI Qiuyue	1	1	1	1		5
9		YANG Junjing	3	6	6	6		11
10		SHAN Danna						
11		XU Yunli	15	3	3	3		17
12		ZENG Chunlei		11	1	1		1
15		MA Yunwen	6					1
17		ZHANG Lei	4	4	4	4		10
Coach:		JUEMIN Yu						
Assistant:		YAWEN Lai						

SRB - Serbia

No	C/L	Name	1	2	3	4	5	Pts
2		BRAKOCEVIC Jovana			19	4		3
3		DJERISILO Ivana	6	5	1	5		6
4		ZIVKOVIC Bojana			10	10		
5		KRSMANOVIC Natasa		11	2			2
7		MIHAJLOVIC Brankica	3	2	4	2		9
9		VESOVIC Jovana		3	3	7		
10	C	OGNJENOVIC Maja	2	1	3	1		1
11		VELJKOVIC Stefana	1	6		6		10
16		RASIC Milena	4	3	5	3		14
18	L	CEBIC Suzana	L	L	L	L		
19		STAROVIC Sanja	5	4	6			7
20		BLAGOJEVIC Jelena			7			
Coach:		TERZIC Zoran						
Assistant:		KOVACEVIC Branko						

TEAM AND PLAYER PERFORMANCES

Won	Total Atts	No Name	Scoring Skills	Won	Total Atts	No Name
54	118	Total Team		41	121	Total Team
11	29	4 HUI Ruoqi	Spike	10	27	16 RASIC Milena
10	14	11 XU Yunli		7	25	7 MIHAJLOVIC Brankica
10	18	9 YANG Junjing		7	12	11 VELJKOVIC Stefana
11	58	Total Team	Block	9	48	Total Team
7	20	11 XU Yunli		4	12	16 RASIC Milena
2	10	8 WEI Qiuyue		3	13	11 VELJKOVIC Stefana
1	13	9 YANG Junjing	2	6	7 MIHAJLOVIC Brankica	
7	90	Total Team	Serve	2	69	Total Team
3	21	4 HUI Ruoqi		1	12	19 STAROVIC Sanja
2	12	1 WANG Yimei		1	11	10 OGNJENOVIC Maja
1	17	8 WEI Qiuyue				
19		Total Team	Opp Error	16		Total Team
91	266	Total Team		Total	68	238
17	43	11 XU Yunli	Best Scorer	14	49	16 RASIC Milena
74 km/h		1 WANG Yimei	Fastest Serve	86 km/h		2 BRAKOCEVIC Jovana

LEGEND

Atts Attempts
L Libero player
n Starting line-up where n = starting position on court (i.e. positions 1 to 6)
Opp Opponent

C Team Captain
L Substitute libero
nn Substitute where nn = jersey number of out going player
Pts Points scored



Earls Court
Earls Court

SAT 28 JUL 2012
20:00
22:03

Volleyball

Volleyball

Women

Femmes

Preliminary - Pool B

éliminatoires - poule B



Match Results

Résultat du match

Match 5

P2

Match Duration: 2h 03m
Spectators: 14000

USA vs KOR
3 1

Teams	Sets	1	2	3	4	Total
USA	3	25	25	20	25	95
KOR	1	19	17	25	21	82
	Playing Time	29m	26m	31m	28m	1h 54m

First Referee: JIRAKAKUL Janpen (THA)

Second Referee: KARAMPETSOS Georgios (GRE)

USA - United States

No	C/L	Name	1	2	3	4	5	Pts
2		SCOTT-ARRUDA Danielle						
3		HANEEF-PARK Tayyiba	4	4	4	4		3
4	C	BERG Lindsey	2	1	2	6		1
5		MIYASHIRO Tamari	16	13	16	13		
6	L	DAVIS Nicole	L	L	L	L		
10		LARSON Jordan	6	5	6	4		16
11		HODGE Megan						
13		HARMOTTO Christa	1	6	1	5		10
15		TOM Logan	3	2	3	1		9
16		AKINRADEWO Foluke	4	3	4	2		15
17		THOMPSON Courtney	19	19	19	19		
19		HOOKER Destinee	5	4	5	3		21

Coach: McCUTCHEON Hugh (NZL)

Assistant: KIRALY Karch

KOR - Korea

No	C/L	Name	1	2	3	4	5	Pts
3		HA Joon-Eem						
4	C	KIM Sa-Nee	3	1				
5	L	KIM Hae-Ran	L	L	L	L		
7		LIM Hyo-Sook			19			
10		KIM Yeon-Koung	19	2	2	2		29
11		HAN Yoo-Mi		17	14	19		
12		HAN Song-Yi	1	5	5	5		12
13		JUNG Dae-Young	2	6	6	6		5
14		HWANG Youn-Joo	6	4	4	4		12
17		YANG Hyo-Jin	5	3	20	20		1
19		KIM Hee-Jin	4	4		3		2
20		LEE Sook-Ja		14	3	1		

Coach: KIM Hyung Sil

Assistant: HONG Sung Jin

TEAM AND PLAYER PERFORMANCES

Won	Total Atts	No	Name
58	141	Total Team	
19	42	19	HOOKER Destinee
14	33	10	LARSON Jordan
9	17	16	AKINRADEWO Foluke
15	74	Total Team	
6	15	16	AKINRADEWO Foluke
3	12	13	HARMOTTO Christa
2	6	3	HANEEF-PARK Tayyiba
2	94	Total Team	
1	15	13	HARMOTTO Christa
1	16	10	LARSON Jordan
20		Total Team	
95	309	Total Team	
21	63	19	HOOKER Destinee
93 km/h		10	LARSON Jordan

Scoring Skills
Spike
Block
Serve
Opp Error
Total
Best Scorer
Fastest Serve

Won	Total Atts	No	Name
59	167	Total Team	
27	63	10	KIM Yeon-Koung
12	34	14	HWANG Youn-Joo
12	34	12	HAN Song-Yi
1	33	Total Team	
1	4	10	KIM Yeon-Koung
1	83	Total Team	
1	18	10	KIM Yeon-Koung
21		Total Team	
82	283	Total Team	
29	85	10	KIM Yeon-Koung
87 km/h		10	KIM Yeon-Koung

LEGEND

Atts Attempts
L Libero player
n Starting line-up where n = starting position on court (i.e. positions 1 to 6)
Opp Opponent

C Team Captain
L Substitute libero
nn Substitute where nn = jersey number of out going player
Pts Points scored



Earls Court
Earls Court

SAT 28 JUL 2012
22:30
0:52

Volleyball

Volleyball

Women

Femmes

Preliminary - Pool B

éliminatoires - poule B



Match Results

Résultat du match

Match 6

P2

Match Duration: 2h 22m
Spectators: 8000

BRA vs TUR
3 2

Teams	Sets	1	2	3	4	5	Total
BRA	3	25	23	25	25	15	113
TUR	2	18	25	19	27	12	101
	Playing Time	26m	27m	27m	32m	17m	2h 09m

First Referee: ZENOVICH Andrey (RUS)

Second Referee: DAVIDSON Mitchell (CAN)

BRA - Brazil

No	C/L	Name	1	2	3	4	5	Pts
1	C	CLAUDINO Fabiana	5	5	5	6	6	10
3		LINS Danielle	13	13	13	13		
4		PEQUENO Paula	4	4	4			9
5		SILVA Adenizia						
6		MENEZES Thaisa	2	2	2	3	3	12
8		CARVALHO Jaqueline	1	1	1	2	2	13
9		FERREIRA Fernanda	6	6	6	1	1	4
11		CAIXETA Tandara	9	9	9	9	9	2
12		PEREIRA Natalia	1	1		1		
13		CASTRO Sheilla	3	3	3	4	4	19
14	L	OLIVEIRA Fabiana	L	L	L	L	L	
16		RODRIGUES Fernanda			4	5	5	10
Coach:		GUIMARAES Jose						
Assistant:		JUNIOR Paulo						

TUR - Turkey

No	C/L	Name	1	2	3	4	5	Pts
2	L	KAYALAR KUZUBASIOGLU Gulden	L	L	L	L	L	
3	L	GURESEN Gizem	L	L	L	L	L	
6		USLUPEHLIVAN Polen	11		11	17	3	5
8		TOKSOY Bahar	4	2	2	2	2	6
9		KIRDAR CEMBERCI Ozge	17		17			1
10		SONSIRMA Gozde	6	4	4	4	13	15
11		AYDEMIR Naz	2	6	6	6	6	5
12	C	GUMUS Esra	13	13	13	10	4	7
13		OZSOY Neriman	3	1	1	1	1	15
14		ERDEM DUNDAR Eda	1	5	5	5	5	8
17		DARNEL Neslihan	5	3	3	3		18
20		CANSU Busra						
Coach:		MOTTA Marco Aurelio (BRA)						
Assistant:		ERDOGUS Alper						

TEAM AND PLAYER PERFORMANCES

Won	Total Atts	No	Name
56	141	Total Team	
15	36	13	CASTRO Sheilla
12	37	8	CARVALHO Jaqueline
8	16	4	PEQUENO Paula
14	76	Total Team	
4	24	1	CLAUDINO Fabiana
3	7	16	RODRIGUES Fernanda
3	24	6	MENEZES Thaisa
9	113	Total Team	
2	21	9	FERREIRA Fernanda
2	25	6	MENEZES Thaisa
2	17	13	CASTRO Sheilla
34		Total Team	
113	330	Total Team	
19	60	13	CASTRO Sheilla
76 km/h		4	PEQUENO Paula

Scoring Skills
Spike
Block
Serve
Opp Error
Total
Best Scorer
Fastest Serve

Won	Total Atts	No	Name
64	167	Total Team	
15	35	17	DARNEL Neslihan
14	36	10	SONSIRMA Gozde
11	25	13	OZSOY Neriman
11	47	Total Team	
4	12	8	TOKSOY Bahar
3	7	13	OZSOY Neriman
2	5	11	AYDEMIR Naz
5	101	Total Team	
1	3	9	KIRDAR CEMBERCI Ozge
1	14	11	AYDEMIR Naz
1	11	13	OZSOY Neriman
21		Total Team	
101	315	Total Team	
18	53	17	DARNEL Neslihan
94 km/h		17	DARNEL Neslihan

LEGEND

Atts Attempts
L Libero player
n Starting line-up where n = starting position on court (i.e. positions 1 to 6)
Opp Opponent

C Team Captain
L Substitute libero
nn Substitute where nn = jersey number of out going player
Pts Points scored



Earls Court
Earls Court

MON 30 JUL 2012
9:30
11:32

Volleyball

Volleyball

Women

Femmes

Preliminary - Pool B

éliminatoires - poule B



Match Results

Résultat du match

Match 7

P2

Match Duration: 2h 02m
Spectators: 10500

CHN vs TUR
3 1

Teams	Sets	1	2	3	4	Total
CHN	3	25	25	29	25	104
TUR	1	20	20	31	22	93
	Playing Time	27m	26m	33m	27m	1h 53m

First Referee: LODERUS Frans (NED)

Second Referee: NASR SHAABAN Mohamed (EGY)

CHN - China

No	C/L	Name	1	2	3	4	5	Pts
1		WANG Yimei	2	2	2	2		14
2		MI Yang						
4		HUI Ruoqi	5	5	5	5		21
6		CHU Jinling						
7	L	ZHANG Xian	L	L	L	L		
8	C	WEI Qiuyue	1	1	1	1		2
9		YANG Junjing	3	3	3	3		16
10		SHAN Danna						
11		XU Yunli		15	9			2
12		ZENG Chunlei	1	1	17	17		
15		MA Yunwen	6	6	6	6		12
17		ZHANG Lei	4	4	4	4		10

Coach: JUEMIN Yu

Assistant: YAWEN Lai

TUR - Turkey

No	C/L	Name	1	2	3	4	5	Pts
2	L	KAYALAR KUZUBASIOGLU Gulden	L	L	L	L		
3	L	GURESEN Gizem	L	L	L	L		
6		USLUPEHLIVAN Polen						
8		TOKSOY Bahar	2	2	2	2		6
9		KIRDAR CEMBERCI Ozge						
10		SONSIRMA Gozde	4	4	13	1		12
11		AYDEMIR Naz	6	6	6	6		2
12	C	GUMUS Esra	13	10	4	4		12
13		OZSOY Neriman	1	1	1			12
14		ERDEM DUNDAR Eda	5	5	5	5		16
17		DARNEL Neslihan	3	3	3	3		16
20		CANSU Busra						

Coach: MOTTA Marco Aurelio (BRA)

Assistant: ERDOGUS Alper

TEAM AND PLAYER PERFORMANCES

Won	Total Atts	No	Name
56	137	Total Team	
14	34	1	WANG Yimei
14	39	4	HUI Ruoqi
11	22	9	YANG Junjing
17	57	Total Team	
5	6	4	HUI Ruoqi
5	16	9	YANG Junjing
4	19	15	MA Yunwen
4	103	Total Team	
2	17	4	HUI Ruoqi
1	2	11	XU Yunli
1	11	17	ZHANG Lei
27		Total Team	
104	297	Total Team	
21	62	4	HUI Ruoqi
83 km/h		1	WANG Yimei

Scoring Skills
Spike
Block
Serve
Opp Error
Total
Best Scorer
Fastest Serve

Won	Total Atts	No	Name
63	147	Total Team	
15	42	17	DARNEL Neslihan
11	22	13	OZSOY Neriman
11	27	10	SONSIRMA Gozde
6	41	Total Team	
5	14	14	ERDEM DUNDAR Eda
1	3	12	GUMUS Esra
7	94	Total Team	
2	12	11	AYDEMIR Naz
1	10	10	SONSIRMA Gozde
1	8	13	OZSOY Neriman
17		Total Team	
93	282	Total Team	
16	48	14	ERDEM DUNDAR Eda
93 km/h		17	DARNEL Neslihan

LEGEND

Atts Attempts
L Libero player
n Starting line-up where n = starting position on court (i.e. positions 1 to 6)
Opp Opponent

C Team Captain
L Substitute libero
nn Substitute where nn = jersey number of out going player
Pts Points scored



Earls Court
Earls Court

MON 30 JUL 2012
12:00
13:49

Volleyball

Volleyball

Women

Femmes

Preliminary - Pool B

éliminatoires - poule B



Match Results

Résultat du match

Match 8

P2

Match Duration: 1h 49m
Spectators: 7500

SRB vs KOR

1 3

Teams	Sets	1	2	3	4	Total
SRB	1	12	16	25	21	74
KOR	3	25	25	16	25	91
	Playing Time	22m	24m	24m	29m	1h 39m

First Referee: McDOUGALL Brian (GBR)

Second Referee: SANTI Simone (ITA)

SRB - Serbia

No	C/L	Name	1	2	3	4	5	Pts
2		BRAKOCEVIC Jovana	6	4				
3		DJERISILO Ivana	1	5	2	3		10
4		ZIVKOVIC Bojana	2	10				1
5		KRSMANOVIC Natasa	2					2
7		MIHAJLOVIC Brankica	4	2		20		2
9		VESOVIC Jovana						
10	C	OGNJENOVIC Maja	3	1	1	2		3
11		VELJKOVIC Stefana	5	6	6	1		7
16		RASIC Milena	5	3	3	4		11
18	L	CEBIC Suzana	L	L	L	L		
19		STAROVIC Sanja	10	2	4	5		16
20		BLAGOJEVIC Jelena		7	5	6		7

Coach: TERZIC Zoran
Assistant: KOVACEVIC Branko

KOR - Korea

No	C/L	Name	1	2	3	4	5	Pts
3		HA Joon-Eem						
4	C	KIM Sa-Nee	1	1	1	1		1
5	L	KIM Hae-Ran	L	L	L	L		
7		LIM Hyo-Sook						
10		KIM Yeon-Koung	2	2	2	2		34
11		HAN Yoo-Mi						
12		HAN Song-Yi	5	5	5	5		12
13		JUNG Dae-Young	6	6	6	6		7
14		HWANG Youn-Joo			19			
17		YANG Hyo-Jin	3	3	3	3		6
19		KIM Hee-Jin	4	4	4	4		11
20		LEE Sook-Ja			4			

Coach: KIM Hyung Sil
Assistant: HONG Sung Jin

TEAM AND PLAYER PERFORMANCES

Won	Total Atts	No	Name
48	119	Total Team	
13	28	19	STAROVIC Sanja
9	27	16	RASIC Milena
9	24	3	DJERISILO Ivana
6	43	Total Team	
2	11	19	STAROVIC Sanja
1	3	11	VELJKOVIC Stefana
1	10	16	RASIC Milena
5	74	Total Team	
1	10	10	OGNJENOVIC Maja
1	10	20	BLAGOJEVIC Jelena
1	13	16	RASIC Milena
15		Total Team	
74	236	Total Team	
16	48	19	STAROVIC Sanja
96 km/h		7	MIHAJLOVIC Brankica

Scoring Skills
Spike
Block
Serve
Opp Error
Total
Best Scorer
Fastest Serve

Won	Total Atts	No	Name
56	113	Total Team	
28	42	10	KIM Yeon-Koung
11	22	19	KIM Hee-Jin
10	29	12	HAN Song-Yi
13	43	Total Team	
5	6	10	KIM Yeon-Koung
5	15	17	YANG Hyo-Jin
2	7	12	HAN Song-Yi
2	91	Total Team	
1	19	10	KIM Yeon-Koung
1	18	4	KIM Sa-Nee
20		Total Team	
91	247	Total Team	
34	67	10	KIM Yeon-Koung
87 km/h		10	KIM Yeon-Koung

LEGEND

Atts Attempts
L Libero player
n Starting line-up where n = starting position on court (i.e. positions 1 to 6)
Opp Opponent

C Team Captain
L Substitute libero
nn Substitute where nn = jersey number of out going player
Pts Points scored



Earls Court
Earls Court

MON 30 JUL 2012
17:15
19:19

Volleyball
Volleyball

Women
Femmes

Preliminary - Pool B
éliminatoires - poule B



Match Results

Résultat du match

Match 10

P2

Match Duration: 2h 04m
Spectators: 15000

USA vs BRA
3 1

Teams	Sets	1	2	3	4	Total
USA	3	25	25	22	25	97
BRA	1	18	17	25	21	81
	Playing Time	26m	28m	30m	31m	1h 55m

First Referee: TANO Akihiko (JPN)

Second Referee: ZENOVICH Andrey (RUS)

USA - United States

No	C/L	Name	1	2	3	4	5	Pts
2		SCOTT-ARRUDA Danielle						
3		HANEEF-PARK Tayyiba	4		4	4		
4	C	BERG Lindsey	1	6	1	6		3
5		MIYASHIRO Tamari	13	13	13	13		
6	L	DAVIS Nicole	L	L	L	L		
10		LARSON Jordan	5	4	5	4		18
11		HODGE Megan						
13		HARMOTTO Christa	6	5	6	5		5
15		TOM Logan	2	1	2	1		12
16		AKINRADEWO Foluke	3	2	3	2		9
17		THOMPSON Courtney	19		19			
19		HOOKER Destinee	4	3	4	3		23
Coach:		McCUTCHEON Hugh (NZL)						
Assistant:		KIRALY Karch						

BRA - Brazil

No	C/L	Name	1	2	3	4	5	Pts
1	C	CLAUDINO Fabiana	5	6	5	5		10
3		LINS Danielle		9	6	6		
4		PEQUENO Paula	4	5	4	4		10
5		SILVA Adenizia		6				2
6		MENEZES Thaisa	2	3	2	2		11
8		CARVALHO Jaqueline	1	2	1	4		2
9		FERREIRA Fernanda	6	1	13	3		3
11		CAIXETA Tandara	13	13	3	6		2
12		PEREIRA Natalia	6	4				
13		CASTRO Sheilla	3	4	3	3		15
14	L	OLIVEIRA Fabiana	L	L	L	L		
16		RODRIGUES Fernanda		8	8	1		9
Coach:		GUIMARAES Jose						
Assistant:		JUNIOR Paulo						

TEAM AND PLAYER PERFORMANCES

Won	Total Atts	No	Name
66	143	Total Team	
22	45	19	HOOKER Destinee
16	36	10	LARSON Jordan
12	27	15	TOM Logan
4	63	Total Team	
2	15	10	LARSON Jordan
1	11	13	HARMOTTO Christa
1	8	19	HOOKER Destinee
	96	Total Team	
27		Total Team	
97	302	Total Team	
23	62	19	HOOKER Destinee
91 km/h		10	LARSON Jordan

Scoring Skills
Spike
Block
Serve
Opp Error
Total
Best Scorer
Fastest Serve

Won	Total Atts	No	Name
54	145	Total Team	
13	42	13	CASTRO Sheilla
11	22	6	MENEZES Thaisa
10	21	4	PEQUENO Paula
7	55	Total Team	
5	17	1	CLAUDINO Fabiana
1	2	5	SILVA Adenizia
1	10	13	CASTRO Sheilla
3	82	Total Team	
1	6	9	FERREIRA Fernanda
1	13	13	CASTRO Sheilla
1	3	11	CAIXETA Tandara
17		Total Team	
81	282	Total Team	
15	65	13	CASTRO Sheilla
87 km/h		4	PEQUENO Paula

LEGEND

Atts Attempts
L Libero player
n Starting line-up where n = starting position on court (i.e. positions 1 to 6)
Opp Opponent

C Team Captain
L Substitute libero
nn Substitute where nn = jersey number of out going player
Pts Points scored



Earls Court
Earls Court

WED 1 AUG 2012
14:45
16:06

Volleyball
Volleyball

Women
Femmes

Preliminary - Pool B
éliminatoires - poule B



Match Results

Résultat du match

Match 15

P2

Match Duration: 1h 21m
Spectators: 11500

SRB vs TUR
0 3

Teams	Sets	1	2	3	Total
SRB	0	20	12	21	53
TUR	3	25	25	25	75
	Playing Time	27m	21m	27m	1h 15m

First Referee: RODRIGUEZ Susana (ESP)

Second Referee: SANTI Simone (ITA)

SRB - Serbia									
No	C/L	Name	1	2	3	4	5	Pts	
2		BRAKOCEVIC Jovana	4	3	6			9	
3		DJERISILLO Ivana	5	7				2	
4		ZIVKOVIC Bojana			2				
5		KRSMANOVIC Natasa		11	2			1	
7		MIHAJLOVIC Brankica	2	1	4			10	
9		VESOVIC Jovana	7	4	1			4	
10	C	OGNJENOVIC Maja	1	6	3			1	
11		VELJKOVIC Stefana	6	5	5			5	
16		RASIC Milena	3	2	11			4	
18	L	CEBIC Suzana	L	L	L				
19		STAROVIC Sanja	2		10			1	
20		BLAGOJEVIC Jelena	3						
Coach:		TERZIC Zoran							
Assistant:		KOVACEVIC Branko							

TUR - Turkey									
No	C/L	Name	1	2	3	4	5	Pts	
2	L	KAYALAR KUZUBASIOGLU Gulden	L	L	L				
3	L	GURESEN Gizem	L	L	L				
6		USLUPEHLIVAN Polen			17			3	
8		TOKSOY Bahar	2	2	2			8	
9		KIRDAR CEMBERCI Ozge							
10		SONSIRMA Gozde	4	4	4			14	
11		AYDEMIR Naz	6	6	6			2	
12	C	GUMUS Esra			13			1	
13		OZSOY Neriman	1	1	1			9	
14		ERDEM DUNDAR Eda	5						
17		DARNEL Neslihan	3	3	3			14	
20		CANSU Busra	14	5	5			7	
Coach:		MOTTA Marco Aurelio (BRA)							
Assistant:		ERDOGUS Alper							

TEAM AND PLAYER PERFORMANCES

Won	Total Atts	No	Name
32	94	Total Team	
9	19	7	MIHAJLOVIC Brankica
8	22	2	BRAKOCEVIC Jovana
4	12	16	RASIC Milena
5	34	Total Team	
1	4	19	STAROVIC Sanja
1	5	2	BRAKOCEVIC Jovana
1	4	7	MIHAJLOVIC Brankica
	55	Total Team	
16		Total Team	
53	183	Total Team	
10	33	7	MIHAJLOVIC Brankica
92 km/h		7	MIHAJLOVIC Brankica

Scoring Skills
Spike
Block
Serve
Opp Error
Total
Best Scorer
Fastest Serve

Won	Total Atts	No	Name
43	97	Total Team	
14	25	17	DARNEL Neslihan
9	29	10	SONSIRMA Gozde
8	18	13	OZSOY Neriman
7	45	Total Team	
3	6	10	SONSIRMA Gozde
2	11	20	CANSU Busra
2	11	8	TOKSOY Bahar
8	73	Total Team	
3	14	8	TOKSOY Bahar
2	13	10	SONSIRMA Gozde
1	5	13	OZSOY Neriman
17		Total Team	
75	215	Total Team	
14	48	10	SONSIRMA Gozde
97 km/h		17	DARNEL Neslihan

LEGEND

Atts Attempts
L Libero player
n Starting line-up where n = starting position on court (i.e. positions 1 to 6)
Opp Opponent

C Team Captain
L Substitute libero
nn Substitute where nn = jersey number of out going player
Pts Points scored



Earls Court
Earls Court

WED 1 AUG 2012
20:00
21:38

Volleyball
Volleyball

Women
Femmes

Preliminary - Pool B
éliminatoires - poule B



Match Results

Résultat du match

Match 17

P2

Match Duration: 1h 38m
Spectators: 14800

USA vs CHN
3 0

Teams	Sets	1	2	3	Total
USA	3	26	25	31	82
CHN	0	24	16	29	69
	Playing Time	29m	27m	36m	1h 32m

First Referee: CHOLAKIAN Rolando (ARG)

Second Referee: VELEZ MERCADO Jose (PUR)

USA - United States

No	C/L	Name	1	2	3	4	5	Pts
2		SCOTT-ARRUDA Danielle			13		1	7
3		HANEEF-PARK Tayyiba					4	
4	C	BERG Lindsey	2	1	2			
5		MIYASHIRO Tamari	13				16	
6	L	DAVIS Nicole	L	L	L			
10		LARSON Jordan	6					2
11		HODGE Megan	10	5	6			18
13		HARMOTTO Christa	1	6				2
15		TOM Logan	3	2	3			9
16		AKINRADEWO Foluke	4	3	4			10
17		THOMPSON Courtney					19	
19		HOOKER Destinee	5	4	5			22

Coach: McCUTCHEON Hugh (NZL)

Assistant: KIRALY Karch

CHN - China

No	C/L	Name	1	2	3	4	5	Pts
1		WANG Yimei	2	2				6
2		MI Yang						
4		HUI Ruoqi	5	5	5			6
6		CHU Jinling		1	2			9
7	L	ZHANG Xian	L	L	L			
8	C	WEI Qiuyue	1	1	1			2
9		YANG Junjing	3	3	6			9
10		SHAN Danna						
11		XU Yunli		15	3			4
12		ZENG Chunlei	1				17	10
15		MA Yunwen	6	6	11			4
17		ZHANG Lei	4	4	4			5

Coach: JUEMIN Yu

Assistant: YAWEN Lai

TEAM AND PLAYER PERFORMANCES

Won	Total Atts	No	Name
56	119	Total Team	
18	27	11	HODGE Megan
17	40	19	HOOKER Destinee
8	11	16	AKINRADEWO Foluke
10	47	Total Team	
3	7	19	HOOKER Destinee
2	11	2	SCOTT-ARRUDA Danielle
2	7	16	AKINRADEWO Foluke
4	80	Total Team	
2	14	19	HOOKER Destinee
2	24	15	TOM Logan
12		Total Team	
82	246	Total Team	
22	61	19	HOOKER Destinee
94 km/h		10	LARSON Jordan

Scoring Skills
Spike
Block
Serve
Opp Error
Total
Best Scorer
Fastest Serve

Won	Total Atts	No	Name
43	116	Total Team	
8	15	6	CHU Jinling
7	12	12	ZENG Chunlei
6	27	4	HUI Ruoqi
8	36	Total Team	
5	11	9	YANG Junjing
2	4	11	XU Yunli
1	2	12	ZENG Chunlei
4	71	Total Team	
2	7	12	ZENG Chunlei
1	6	6	CHU Jinling
1	6	1	WANG Yimei
14		Total Team	
69	223	Total Team	
10	21	12	ZENG Chunlei
80 km/h		1	WANG Yimei

LEGEND

Atts Attempts
L Libero player
n Starting line-up where n = starting position on court (i.e. positions 1 to 6)
Opp Opponent

C Team Captain
L Substitute libero
nn Substitute where nn = jersey number of out going player
Pts Points scored



Earls Court
Earls Court

WED 1 AUG 2012
22:05
23:39

Volleyball
Volleyball

Women
Femmes

Preliminary - Pool B
éliminatoires - poule B



Match Results

Résultat du match

Match 18

P2

Match Duration: 1h 34m
Spectators: 11000

BRA vs KOR
0 3

Teams	Sets	1	2	3	Total
BRA	0	23	21	21	65
KOR	3	25	25	25	75
	Playing Time	29m	30m	29m	1h 28m

First Referee: DAVIDSON Mitchell (CAN)

Second Referee: SALVATORE Patricia (USA)

BRA - Brazil

No	C/L	Name	1	2	3	4	5	Pts
1	C	CLAUDINO Fabiana	4	5	6			10
3		LINS Danielle	13	9	1			1
4		PEQUENO Paula	6		16			1
5		SILVA Adenizia			6			2
6		MENEZES Thaisa	1	2	3			8
8		CARVALHO Jaqueline	4	1	2			6
9		FERREIRA Fernanda	5	6	13			
11		CAIXETA Tandara		13				
12		PEREIRA Natalia	9		3			
13		CASTRO Sheilla	2	3	4			16
14	L	OLIVEIRA Fabiana	L	L	L			
16		RODRIGUES Fernanda	3	4	5			10
Coach:		GUIMARAES Jose						
Assistant:		JUNIOR Paulo						

KOR - Korea

No	C/L	Name	1	2	3	4	5	Pts
3		HA Joon-Eem		4				
4	C	KIM Sa-Nee	2	3	2			2
5	L	KIM Hae-Ran	L	L	L			
7		LIM Hyo-Sook						
10		KIM Yeon-Koung	3	4	3			21
11		HAN Yoo-Mi		17				
12		HAN Song-Yi	6	1	6			16
13		JUNG Dae-Young	1	2	1			9
14		HWANG Youn-Joo	19	19	19			
17		YANG Hyo-Jin	4	5	4			8
19		KIM Hee-Jin	5	6	5			2
20		LEE Sook-Ja						
Coach:		KIM Hyung Sil						
Assistant:		HONG Sung Jin						

TEAM AND PLAYER PERFORMANCES

Won	Total Atts	No Name	Scoring Skills	Won	Total Atts	No Name
47	110	Total Team	Spike	49	115	Total Team
16	34	13 CASTRO Sheilla		21	47	10 KIM Yeon-Koung
9	23	16 RODRIGUES Fernanda		14	28	12 HAN Song-Yi
7	13	1 CLAUDINO Fabiana	8	16	13 JUNG Dae-Young	
5	57	Total Team	Block	7	43	Total Team
1	2	4 PEQUENO Paula		3	8	17 YANG Hyo-Jin
1	3	5 SILVA Adenizia		2	12	12 HAN Song-Yi
1	10	16 RODRIGUES Fernanda	1	6	19 KIM Hee-Jin	
2	67	Total Team	Serve	2	73	Total Team
2	10	1 CLAUDINO Fabiana		1	16	4 KIM Sa-Nee
				1	13	17 YANG Hyo-Jin
11		Total Team	Opp Error	17		Total Team
65	234	Total Team		75	231	Total Team
16	49	13 CASTRO Sheilla	Best Scorer	21	62	10 KIM Yeon-Koung
69 km/h		13 CASTRO Sheilla	Fastest Serve	87 km/h		10 KIM Yeon-Koung

LEGEND

Atts Attempts
L Libero player
n Starting line-up where n = starting position on court (i.e. positions 1 to 6)
Opp Opponent

C Team Captain
L Substitute libero
nn Substitute where nn = jersey number of out going player
Pts Points scored



Earls Court
Earls Court

FRI 3 AUG 2012
9:30
11:59

Volleyball
Volleyball

Women
Femmes

Preliminary - Pool B
éliminatoires - poule B



Match Results

Résultat du match

Match 19

P2

Match Duration: 2h 29m
Spectators: 11000

BRA vs CHN
3 2

Teams	Sets	1	2	3	4	5	Total
BRA	3	25	20	25	28	15	113
CHN	2	16	25	18	30	10	99
	Playing Time	25m	32m	26m	37m	17m	2h 17m

First Referee: CESPEDES LASSI Denny (DOM)

Second Referee: HOBOR Bela (HUN)

BRA - Brazil

No	C/L	Name	1	2	3	4	5	Pts
1	C	CLAUDINO Fabiana	6	6	6	5	6	13
3		LINS Danielle	1	1	1	6	1	2
4		PEQUENO Paula	5	5	5			4
5		SILVA Adenizia						
6		MENEZES Thaisa	3	3	3	2	3	22
8		CARVALHO Jaqueline	2	2	2	1	2	15
9		FERREIRA Fernanda		13		13		
11		CAIXETA Tandara		3		3		
12		PEREIRA Natalia	8	8		1	8	1
13		CASTRO Sheilla	4	4	4	3	4	23
14	L	OLIVEIRA Fabiana	L	L	L	L	L	
16		RODRIGUES Fernanda		4	4	4	5	14
Coach:		GUIMARAES Jose						
Assistant:		JUNIOR Paulo						

CHN - China

No	C/L	Name	1	2	3	4	5	Pts
1		WANG Yimei	2					1
2		MI Yang	8					
4		HUI Ruoqi	5	5	5	5	5	13
6		CHU Jinling	1	2	2	2	2	15
7	L	ZHANG Xian	L	L	L	L	L	
8	C	WEI Qiuyue	1	1	1	1	1	1
9		YANG Junjing		15	6	6	6	6
10		SHAN Danna				6	6	
11		XU Yunli	3	3	3	3	3	18
12		ZENG Chunlei	17	4	4	4	4	24
15		MA Yunwen	6	6			11	3
17		ZHANG Lei	4					1
Coach:		JUEMIN Yu						
Assistant:		YAWEN Lai						

TEAM AND PLAYER PERFORMANCES

Won	Total Atts	No	Name
74	159	Total Team	
21	47	13	CASTRO Sheilla
16	26	6	MENEZES Thaisa
13	30	8	CARVALHO Jaqueline
18	89	Total Team	
6	25	6	MENEZES Thaisa
3	24	1	CLAUDINO Fabiana
3	9	16	RODRIGUES Fernanda
2	112	Total Team	
1	16	16	RODRIGUES Fernanda
1	18	3	LINS Danielle
19		Total Team	
113	360	Total Team	
23	66	13	CASTRO Sheilla
70 km/h		13	CASTRO Sheilla

Scoring Skills
Spike
Block
Serve
Opp Error
Total
Best Scorer
Fastest Serve

Won	Total Atts	No	Name
70	193	Total Team	
20	49	12	ZENG Chunlei
15	23	11	XU Yunli
13	36	6	CHU Jinling
8	57	Total Team	
3	7	12	ZENG Chunlei
3	21	11	XU Yunli
1	7	9	YANG Junjing
4	100	Total Team	
2	23	6	CHU Jinling
1	12	12	ZENG Chunlei
1	17	4	HUI Ruoqi
17		Total Team	
99	350	Total Team	
24	68	12	ZENG Chunlei
79 km/h		1	WANG Yimei

LEGEND

Atts Attempts
L Libero player
n Starting line-up where n = starting position on court (i.e. positions 1 to 6)
Opp Opponent

C Team Captain
L Substitute libero
nn Substitute where nn = jersey number of out going player
Pts Points scored



Earls Court
Earls Court

FRI 3 AUG 2012
15:00
17:13

Volleyball
Volleyball

Women
Femmes

Preliminary - Pool B
éliminatoires - poule B



Match Results

Résultat du match

Match 21

P2

Match Duration: 2h 13m
Spectators: 13500

TUR vs KOR
3 2

Teams	Sets	1	2	3	4	5	Total
TUR	3	25	21	25	19	15	105
KOR	2	16	25	18	25	12	96
	Playing Time	24m	29m	25m	27m	16m	2h 01m

First Referee: SANTI Simone (ITA)

Second Referee: McDOUGALL Brian (GBR)

TUR - Turkey

No	C/L	Name	1	2	3	4	5	Pts
2	L	KAYALAR KUZUBASIOGLU Gulden	L	L	L	L	L	
3	L	GURESEN Gizem	L	L	L	L	L	
6		USLUPEHLIVAN Polen		11		11	11	3
8		TOKSOY Bahar	5	5	5	5	2	8
9		KIRDAR CEMBERCI Ozge		17		17	17	1
10		SONSIRMA Gozde	1	1	1	1	4	13
11		AYDEMIR Naz	3	3	3	3	6	6
12	C	GUMUS Esra		13	4	4	1	12
13		OZSOY Neriman	4	4		12		9
17		DARNEL Neslihan	6	6	6	6	3	27
20		CANSU Busra	2	2	2	2	5	9

Coach: MOTTA Marco Aurelio (BRA)

Assistant: ERDOGUS Alper

KOR - Korea

No	C/L	Name	1	2	3	4	5	Pts
3		HA Joon-Eem						
4	C	KIM Sa-Nee	3	2	3	1	3	2
5	L	KIM Hae-Ran	L	L	L	L	L	
7		LIM Hyo-Sook						
10		KIM Yeon-Koung	4	3	4	2	4	21
11		HAN Yoo-Mi	12		12	12	1	4
12		HAN Song-Yi	1	6	1	5		6
13		JUNG Dae-Young	2	1	2	6	2	7
14		HWANG Youn-Joo	6		19	19		1
17		YANG Hyo-Jin	5	4	5	3	5	8
19		KIM Hee-Jin	4	5	6	4	6	13
20		LEE Sook-Ja	14		4			

Coach: KIM Hyung Sil

Assistant: HONG Sung Jin

TEAM AND PLAYER PERFORMANCES

Won	Total Atts	No Name
70	148	Total Team
23	55	17 DARNEL Neslihan
13	29	10 SONSIRMA Gozde
11	20	12 GUMUS Esra
12	60	Total Team
3	11	17 DARNEL Neslihan
2	5	13 OZSOY Neriman
2	13	8 TOKSOY Bahar
6	105	Total Team
2	18	11 AYDEMIR Naz
1	10	13 OZSOY Neriman
1	20	8 TOKSOY Bahar
17		Total Team
105	313	Total Team
27	78	17 DARNEL Neslihan
93 km/h		17 DARNEL Neslihan

Scoring Skills
Spike
Block
Serve
Opp Error
Total
Best Scorer
Fastest Serve

Won	Total Atts	No Name
51	132	Total Team
20	50	10 KIM Yeon-Koung
10	21	19 KIM Hee-Jin
6	22	12 HAN Song-Yi
10	56	Total Team
3	11	19 KIM Hee-Jin
3	11	17 YANG Hyo-Jin
2	18	13 JUNG Dae-Young
1	96	Total Team
1	23	17 YANG Hyo-Jin
34		Total Team
96	284	Total Team
21	69	10 KIM Yeon-Koung
87 km/h		10 KIM Yeon-Koung

LEGEND

Atts Attempts
L Libero player
n Starting line-up where n = starting position on court (i.e. positions 1 to 6)
Opp Opponent

C Team Captain
L Substitute libero
nn Substitute where nn = jersey number of out going player
Pts Points scored



Earls Court
Earls Court

FRI 3 AUG 2012
20:00
21:18

Volleyball
Volleyball

Women
Femmes

Preliminary - Pool B
éliminatoires - poule B



Match Results

Résultat du match

Match 23

P2

Match Duration: 1h 18m
Spectators: 9000

USA vs SRB
3 0

Teams	Sets	1	2	3	Total
USA	3	25	25	25	75
SRB	0	17	20	16	53
	Playing Time	22m	27m	23m	1h 12m

First Referee: ZAHORCOVA Karin (CZE)

Second Referee: RODRIGUEZ Susana (ESP)

USA - United States

No	C/L	Name	1	2	3	4	5	Pts
2		SCOTT-ARRUDA Danielle			13	1		4
3		HANEEF-PARK Tayyiba	4	4				
4	C	BERG Lindsey	2	1	2			2
5		MIYASHIRO Tamari				16		
6	L	DAVIS Nicole	L	L	L			
10		LARSON Jordan			11	6		6
11		HODGE Megan	6	5				1
13		HARMOTTO Christa	1	6	2			4
15		TOM Logan	3	2	3			12
16		AKINRADEWO Foluke	4	3	4			11
17		THOMPSON Courtney	19	19				
19		HOOKER Destinee	5	4	5			19
Coach:		McCUTCHEON Hugh (NZL)						
Assistant:		KIRALY Karch						

SRB - Serbia

No	C/L	Name	1	2	3	4	5	Pts
2		BRAKOCEVIC Jovana	4	3	4			8
3		DJERISILO Ivana	5	4	5			4
4		ZIVKOVIC Bojana			2			
5		KRSMANOVIC Natasa						
7		MIHAJLOVIC Brankica	2	1	2			13
9		VESOVIC Jovana			3			2
10	C	OGNJENOVIC Maja	1	6	1			2
11		VELJKOVIC Stefana	6	5	6			6
16		RASIC Milena	3	2	3			8
18	L	CEBIC Suzana	L	L	L			
19		STAROVIC Sanja			10			1
20		BLAGOJEVIC Jelena		7				
Coach:		TERZIC Zoran						
Assistant:		KOVACEVIC Branko						

TEAM AND PLAYER PERFORMANCES

Won	Total Atts	No Name	Scoring Skills	Won	Total Atts	No Name
41	87	Total Team	Spike	40	102	Total Team
12	21	19 HOOKER Destinee		11	24	7 MIHAJLOVIC Brankica
10	18	15 TOM Logan		8	28	2 BRAKOCEVIC Jovana
6	14	16 AKINRADEWO Foluke	7	23	16 RASIC Milena	
15	50	Total Team	Block	3	30	Total Team
6	9	19 HOOKER Destinee		2	6	7 MIHAJLOVIC Brankica
5	19	16 AKINRADEWO Foluke		1	4	11 VELJKOVIC Stefana
2	8	15 TOM Logan				
3	73	Total Team	Serve	1	55	Total Team
1	26	4 BERG Lindsey		1	13	16 RASIC Milena
1	7	19 HOOKER Destinee				
1	7	10 LARSON Jordan				
16		Total Team	Opp Error	9		Total Team
75	210	Total Team		53	187	Total Team
19	37	19 HOOKER Destinee	Best Scorer	13	40	7 MIHAJLOVIC Brankica
95 km/h		10 LARSON Jordan		96 km/h		7 MIHAJLOVIC Brankica
			Fastest Serve			

LEGEND

Atts Attempts
L Libero player
n Starting line-up where n = starting position on court (i.e. positions 1 to 6)
Opp Opponent

C Team Captain
L Substitute libero
nn Substitute where nn = jersey number of out going player
Pts Points scored



Earls Court
Earls Court

SUN 5 AUG 2012
11:30
13:46

Volleyball
Volleyball
Women
Femmes
Preliminary - Pool B
éliminatoires - poule B



Match Results

Résultat du match

Match 26

P2

Match Duration: 2h 16m
Spectators: 12000

CHN vs KOR
3 2

Teams	Sets	1	2	3	4	5	Total
CHN	3	28	22	25	22	15	112
KOR	2	26	25	19	25	10	105
	Playing Time	30m	28m	25m	26m	15m	2h 04m

First Referee: JIRAKAKUL Janpen (THA)

Second Referee: LODERUS Frans (NED)

CHN - China

No	C/L	Name	1	2	3	4	5	Pts
1		WANG Yimei	2			2		2
2		MI Yang						
4		HUI Ruoqi	5	5	5	5	5	20
6		CHU Jinling	1	2	2	1	2	14
7	L	ZHANG Xian	L	L	L	L	L	
8	C	WEI Qiuyue	1	1	1	1	1	2
9		YANG Junjing	3		3	3	3	13
10		SHAN Danna					6	
11		XU Yunli	9	3			15	7
12		ZENG Chunlei			17	4	4	9
15		MA Yunwen	6	6	6	6	6	13
17		ZHANG Lei	4	4	4			12
Coach:		JUEMIN Yu						
Assistant:		YAWEN Lai						

KOR - Korea

No	C/L	Name	1	2	3	4	5	Pts
3		HA Joon-Eem						
4	C	KIM Sa-Nee	1	1	1	1	3	
5	L	KIM Hae-Ran	L	L	L	L	L	
7		LIM Hyo-Sook			12			
10		KIM Yeon-Koung	2	2	2	2	4	32
11		HAN Yoo-Mi						
12		HAN Song-Yi	5	5	5	5	1	16
13		JUNG Dae-Young	6	6	6	6	2	9
14		HWANG Youn-Joo	19	19	19	19	19	2
17		YANG Hyo-Jin	3	3	3	3	5	14
19		KIM Hee-Jin	4	4	4	4	6	13
20		LEE Sook-Ja						
Coach:		KIM Hyung Sil						
Assistant:		HONG Sung Jin						

TEAM AND PLAYER PERFORMANCES

Won	Total Atts	No	Name
72	154	Total Team	
16	28	4	HUI Ruoqi
11	30	6	CHU Jinling
10	18	15	MA Yunwen
13	61	Total Team	
5	7	9	YANG Junjing
2	10	17	ZHANG Lei
2	11	15	MA Yunwen
7	111	Total Team	
2	23	4	HUI Ruoqi
2	20	6	CHU Jinling
1	11	9	YANG Junjing
20		Total Team	
112	326	Total Team	
20	61	4	HUI Ruoqi
71 km/h		1	WANG Yimei

Scoring Skills
Spike
Block
Serve
Opp Error
Total
Best Scorer
Fastest Serve

Won	Total Atts	No	Name
68	160	Total Team	
27	54	10	KIM Yeon-Koung
12	26	19	KIM Hee-Jin
12	35	12	HAN Song-Yi
12	56	Total Team	
5	14	17	YANG Hyo-Jin
3	9	10	KIM Yeon-Koung
2	9	12	HAN Song-Yi
6	106	Total Team	
2	17	12	HAN Song-Yi
2	25	10	KIM Yeon-Koung
1	7	14	HWANG Youn-Joo
19		Total Team	
105	322	Total Team	
32	88	10	KIM Yeon-Koung
89 km/h		10	KIM Yeon-Koung

LEGEND

Atts Attempts
L Libero player
n Starting line-up where n = starting position on court (i.e. positions 1 to 6)
Opp Opponent

C Team Captain
L Substitute libero
nn Substitute where nn = jersey number of out going player
Pts Points scored



Earls Court
Earls Court

SUN 5 AUG 2012
20:00
21:32

Volleyball

Volleyball

Women

Femmes

Preliminary - Pool B

éliminatoires - poule B



Match Results

Résultat du match

Match 29

P2

Match Duration: 1h 32m
Spectators: 12000

USA vs TUR
3 0

Teams	Sets	1	2	3	Total
USA	3	27	25	25	77
TUR	0	25	16	19	60
	Playing Time	33m	26m	27m	1h 26m

First Referee: RODRIGUEZ Susana (ESP)

Second Referee: AL-NAAMA Ibrahim (QAT)

USA - United States								
No	C/L	Name	1	2	3	4	5	Pts
2		SCOTT-ARRUDA Danielle						
3		HANEEF-PARK Tayyiba	4	4				
4	C	BERG Lindsey	2	1	2			1
5		MIYASHIRO Tamari	13	13	13			
6	L	DAVIS Nicole	L	L	L			
10		LARSON Jordan	6	5	6			9
11		HODGE Megan						
13		HARMOTTO Christa	1	6	1			9
15		TOM Logan	3	2	3			6
16		AKINRADEWO Foluke	4	3	4			15
17		THOMPSON Courtney	19	19	4			
19		HOOKER Destinee	5	4	5			19
Coach:		McCUTCHEON Hugh (NZL)						
Assistant:		KIRALY Karch						

TUR - Turkey								
No	C/L	Name	1	2	3	4	5	Pts
2	L	KAYALAR KUZUBASIOGLU Gulden	L	L	L			
3	L	GURESEN Gizem	L	L	L			
6		USLUPEHLIVAN Polen	11	11	11			2
8		TOKSOY Bahar	2	2	5			5
9		KIRDAR CEMBERCI Ozge	17	17	17			
10		SONSIRMA Gozde	4	4	1			6
11		AYDEMIR Naz	6	6	3			3
12	C	GUMUS Esra	13	10				1
13		OZSOY Neriman	1	1	4			14
17		DARNEL Neslihan	3	3	6			11
20		CANSU Busra	5	5	2			9
Coach:		MOTTA Marco Aurelio (BRA)						
Assistant:		ERDOGUS Alper						

TEAM AND PLAYER PERFORMANCES

Won	Total Atts	No	Name
46	107	Total Team	
17	38	19	HOOKER Destinee
9	12	16	AKINRADEWO Foluke
8	24	10	LARSON Jordan
11	59	Total Team	
5	15	16	AKINRADEWO Foluke
2	4	19	HOOKER Destinee
2	16	13	HARMOTTO Christa
2	75	Total Team	
1	8	13	HARMOTTO Christa
1	17	16	AKINRADEWO Foluke
18		Total Team	
77	241	Total Team	
19	47	19	HOOKER Destinee
92 km/h		10	LARSON Jordan

Scoring Skills
Spike
Block
Serve
Opp Error
Total
Best Scorer
Fastest Serve

Won	Total Atts	No	Name
42	125	Total Team	
11	33	17	DARNEL Neslihan
11	33	13	OZSOY Neriman
8	9	20	CANSU Busra
6	36	Total Team	
2	8	13	OZSOY Neriman
2	6	11	AYDEMIR Naz
1	2	10	SONSIRMA Gozde
3	62	Total Team	
1	11	8	TOKSOY Bahar
1	10	11	AYDEMIR Naz
1	8	13	OZSOY Neriman
9		Total Team	
60	223	Total Team	
14	49	13	OZSOY Neriman
97 km/h		17	DARNEL Neslihan

LEGEND

Atts Attempts
L Libero player
n Starting line-up where n = starting position on court (i.e. positions 1 to 6)
Opp Opponent

C Team Captain
L Substitute libero
nn Substitute where nn = jersey number of out going player
Pts Points scored



Earls Court
Earls Court

SUN 5 AUG 2012
22:00
23:14

Volleyball

Volleyball

Women

Femmes

Preliminary - Pool B

éliminatoires - poule B



Match Results

Résultat du match

Match 30

P2

Match Duration: 1h 14m
Spectators: 8000

BRA vs SRB
3 0

Teams	Sets	1	2	3	Total
BRA	3	25	25	25	75
SRB	0	10	22	16	48
	Playing Time	19m	25m	24m	1h 08m

First Referee: ZAHORCOVA Karin (CZE)

Second Referee: TANO Akihiko (JPN)

BRA - Brazil

No	C/L	Name	1	2	3	4	5	Pts
1	C	CLAUDINO Fabiana	6	6	6			10
3		LINS Danielle	1	1	1			1
4		PEQUENO Paula						
5		SILVA Adenizia						
6		MENEZES Thaisa	3	3	3			14
8		CARVALHO Jaqueline	2	2	2			10
9		FERREIRA Fernanda			13	1		
11		CAIXETA Tandara			3	3		
12		PEREIRA Natalia			8	8		1
13		CASTRO Sheilla	4	4	4			12
14	L	OLIVEIRA Fabiana	L	L	L			
16		RODRIGUES Fernanda	5	5	5			9

Coach: GUIMARAES Jose

Assistant: JUNIOR Paulo

SRB - Serbia

No	C/L	Name	1	2	3	4	5	Pts
2		BRAKOCEVIC Jovana	6	6	6			6
3		DJERISILO Ivana	1	1	1			11
4		ZIVKOVIC Bojana	10	2	10			
5		KRSMANOVIC Natasa	2	2				2
7		MIHAJLOVIC Brankica	4	4	4			10
9		VESOVIC Jovana	3		7			
10	C	OGNJENOVIC Maja	3	3	3			1
11		VELJKOVIC Stefana	5	5	2			3
16		RASIC Milena		5	5			2
18	L	CEBIC Suzana	L	L	L			
19		STAROVIC Sanja		10	2			3
20		BLAGOJEVIC Jelena						

Coach: TERZIC Zoran

Assistant: KOVACEVIC Branko

TEAM AND PLAYER PERFORMANCES

Won	Total Atts	No	Name
38	72	Total Team	
9	14	6	MENEZES Thaisa
8	15	8	CARVALHO Jaqueline
7	14	13	CASTRO Sheilla
13	51	Total Team	
5	13	6	MENEZES Thaisa
4	14	1	CLAUDINO Fabiana
2	4	8	CARVALHO Jaqueline
6	73	Total Team	
4	18	13	CASTRO Sheilla
1	10	1	CLAUDINO Fabiana
1	12	16	RODRIGUES Fernanda
18		Total Team	
75	196	Total Team	

Scoring Skills
Spike
Block
Serve
Opp Error
Total

Won	Total Atts	No	Name
35	94	Total Team	
11	21	3	DJERISILO Ivana
10	24	7	MIHAJLOVIC Brankica
6	20	2	BRAKOCEVIC Jovana
2	19	Total Team	
2	8	11	VELJKOVIC Stefana
1	50	Total Team	
1	5	19	STAROVIC Sanja
10		Total Team	
48	163	Total Team	

14	37	6	MENEZES Thaisa
-----------	-----------	---	----------------

Best Scorer

11	31	3	DJERISILO Ivana
-----------	-----------	---	-----------------

66 km/h	13	CASTRO Sheilla
----------------	----	----------------

Fastest Serve

87 km/h	7	MIHAJLOVIC Brankica
----------------	---	---------------------

LEGEND

Atts Attempts
L Libero player
n Starting line-up where n = starting position on court (i.e. positions 1 to 6)
Opp Opponent

C Team Captain
L Substitute libero
nn Substitute where nn = jersey number of out going player
Pts Points scored




Teams Ranking by Skills
Classement des équipes par compétence

As of SAT 11 AUG 2012 at 20:21

P6

Scoring Spike


Rk	Team	Spikes	Faults	Shots	Total Attempts	Eff %
1	USA - United States	406	98	405	909	33.88
2	RUS - Russia	350	98	349	797	31.62
3	BRA - Brazil	459	126	470	1055	31.56
4	ITA - Italy	331	90	353	774	31.14
5	CHN - China	377	128	402	907	27.45
6	JPN - Japan	434	142	500	1076	27.14
7	KOR - Korea	426	148	464	1038	26.78
8	DOM - Dominican Rep.	286	113	327	726	23.83
NR	ALG - Algeria	146	109	268	523	7.07
NR	GBR - Great Britain	158	102	247	507	11.05
NR	SRB - Serbia	196	106	228	530	16.98
NR	TUR - Turkey	282	123	279	684	23.25
Tournament Totals		3851	1383	4292	9526	25.91

Scoring Block


Rk	Team	Kill Blocks	Faults	Rebounds	Total Attempts	Avg by Set
1	USA - United States	86	155	220	461	3.19
2	RUS - Russia	74	128	196	398	3.08
3	BRA - Brazil	90	172	261	523	2.81
4	CHN - China	67	130	142	339	2.58
5	ITA - Italy	59	87	165	311	2.57
6	DOM - Dominican Rep.	48	74	129	251	2.40
7	KOR - Korea	68	157	160	385	2.19
8	JPN - Japan	41	117	195	353	1.46
NR	ALG - Algeria	13	57	75	145	0.76
NR	GBR - Great Britain	31	74	84	189	1.82
NR	SRB - Serbia	25	76	73	174	1.47
NR	TUR - Turkey	42	75	112	229	2.10
Tournament Totals		644	1302	1812	3758	4.57

Scoring Service


Rk	Team	Aces	Faults	Serve Hits	Total Attempts	Avg by Set
1	JPN - Japan	35	43	564	642	1.25
2	ITA - Italy	26	32	466	524	1.13
3	CHN - China	29	31	531	591	1.12
4	BRA - Brazil	31	58	630	719	0.97
5	RUS - Russia	21	18	530	569	0.88
6	KOR - Korea	24	41	611	676	0.77
7	DOM - Dominican Rep.	15	44	375	434	0.75
8	USA - United States	20	42	581	643	0.74
NR	ALG - Algeria	20	32	209	261	1.18
NR	GBR - Great Britain	19	44	234	297	1.12
NR	SRB - Serbia	9	37	257	303	0.53
NR	TUR - Turkey	29	52	354	435	1.45
Tournament Totals		278	474	5342	6094	1.97



Players Ranking by Skills
Classement des joueurs par compétence

As of SAT 11 AUG 2012 at 20:21

P5

BEST SCORERS

Rk	No	Name	NOC	Spike	Block	Serve	Total
1	10	KIM Yeon-Koung	KOR	185	15	7	207
2	19	HOOKER Destinee	USA	136	21	4	161
3	18	KIMURA Saori	JPN	133	5	4	142
4	13	CASTRO Sheilla	BRA	121	9	10	140
5	11	GAMOVA Ekaterina	RUS	99	18	7	124
6	8	GONCHAROVA Nataliya	RUS	105	13	4	122
7	6	MENEZES Thaisa	BRA	83	24	3	110
8	12	HAN Song-Yi	KOR	85	12	5	102
9	4	HUI Ruoqi	CHN	84	8	8	100
10	1	CLAUDINO Fabiana	BRA	59	30	6	95
10	16	AKINRADEWO Foluke	USA	67	25	3	95
12	16	EBATA Yukiko	JPN	88	4	2	94
13	16	RODRIGUES Fernanda	BRA	73	12	4	89
14	17	GIOLI Simona	ITA	65	21	2	88
15	8	CARVALHO Jaqueline	BRA	80	6	1	87
16	10	LARSON Jordan	USA	68	9	3	80
17	18	de la CRUZ de PENA Bethania	DOM	69	7	3	79
18	15	del CORE Antonella	ITA	63	8	6	77
19	18	COSTAGRANDE Carolina del Pilar	ITA	67	8	1	76
20	15	TOM Logan	USA	61	10	4	75
21	14	RIVERA BRENS Prisilla Altagracia	DOM	60	7	2	69
22	9	YANG Junjing	CHN	46	18	2	66
22	10	CABRAL de la CRUZ Milagros	DOM	59	6	1	66
24	16	BOSETTI Lucia	ITA	52	6	7	65
24	12	SHINNABE Risa	JPN	54	7	4	65
26	11	OTOMO Ai	JPN	51	6	5	62
27	11	XU Yunli	CHN	43	14	2	59
27	13	JUNG Dae-Young	KOR	44	15	-	59
29	14	SAKODA Saori	JPN	52	2	3	57
29	17	YANG Hyo-Jin	KOR	35	17	5	57
31	1	WANG Yimei	CHN	52	1	3	56
31	19	KIM Hee-Jin	KOR	49	5	2	56
33	13	ARRIGHETTI Valentina	ITA	41	9	4	54
33	5	SHASHKOVA Liubov	RUS	52	2	-	54
35	3	PEREPELKINA Maria	RUS	35	13	3	51
36	17	ZHANG Lei	CHN	39	7	2	48
37	12	ZENG Chunlei	CHN	37	5	4	46
37	13	HARMOTTO Christa	USA	31	13	2	46
39	15	MA Yunwen	CHN	34	8	1	43
40	6	CHU Jinling	CHN	33	2	5	40
41	8	ARIAS PEREZ Candida Estefany	DOM	28	8	2	38
42	4	ESTES Evgenia	RUS	24	8	1	33
43	5	ARAKI Erika	JPN	20	5	7	32
44	1	BORISENKO Maria	RUS	14	12	5	31
45	1	VARGAS VALDEZ Annerys Victoria	DOM	18	9	2	29
46	17	MAMBRU CASILLA Gina Altagracia	DOM	27	1	-	28
47	4	PEQUENO Paula	BRA	23	3	-	26
47	7	INOUE Kaori	JPN	16	8	2	26
49	12	PICCININI Francesca	ITA	21	2	2	25
49	14	HWANG Youn-Joo	KOR	20	2	3	25
Tournament Totals				3851	644	278	6094




Players Ranking by Skills
Classement des joueurs par compétence


As of SAT 11 AUG 2012 at 20:21

P5


BEST SPIKERS

Scoring Spike	Rk	No	Name	NOC	Spikes	Faults	Shots	Total Attempts	Eff %
	1	19	HOOKER Destinee	USA	136	26	128	290	37.93
	2	17	GIOLI Simona	ITA	65	14	56	135	37.78
	3	10	KIM Yeon-Koung	KOR	185	47	156	388	35.57
	4	8	GONCHAROVA Nataliya	RUS	105	28	92	225	34.22
	5	11	GAMOVA Ekaterina	RUS	99	23	108	230	33.04
	6	8	CARVALHO Jaqueline	BRA	80	19	90	189	32.28
	7	14	RIVERA BRENS Prisilla Altagracia	DOM	60	16	64	140	31.43
	8	16	EBATA Yukiko	JPN	88	23	100	211	30.81
	9	15	del CORE Antonella	ITA	63	18	69	150	30.00
	10	10	LARSON Jordan	USA	68	17	90	175	29.14
Limit									
15.00%	Tournament Totals				3851	1383	4292	9526	25.91

BEST BLOCKERS

Scoring Block	Rk	No	Name	NOC	Kill Blocks	Faults	Rebounds	Total Attempts	Avg by Set
	1	1	CLAUDINO Fabiana	BRA	30	47	73	150	0.94
	2	16	AKINRADEWO Foluke	USA	25	32	60	117	0.93
	3	17	GIOLI Simona	ITA	21	23	51	95	0.91
	4	19	HOOKER Destinee	USA	21	23	21	65	0.78
	5	6	MENEZES Thaisa	BRA	24	38	66	128	0.75
	5	11	GAMOVA Ekaterina	RUS	18	20	30	68	0.75
	7	9	YANG Junjing	CHN	18	22	35	75	0.69
	8	17	YANG Hyo-Jin	KOR	17	34	31	82	0.55
	9	3	PEREPELKINA Maria	RUS	13	30	56	99	0.54
	9	11	XU Yunli	CHN	14	19	26	59	0.54
Tournament Totals					644	1302	1812	3758	4.57

BEST SERVERS

Scoring Service	Rk	No	Name	NOC	Aces	Faults	Serve Hits	Total Attempts	Avg by Set
	1	13	CASTRO Sheilla	BRA	10	11	92	113	0.31
	1	4	HUI Ruoqi	CHN	8	4	93	105	0.31
	3	16	BOSETTI Lucia	ITA	7	4	74	85	0.30
	4	11	GAMOVA Ekaterina	RUS	7	4	82	93	0.29
	5	15	del CORE Antonella	ITA	6	15	62	83	0.26
	6	5	ARAKI Erika	JPN	7	3	78	88	0.25
	7	10	KIM Yeon-Koung	KOR	7	13	104	124	0.23
	8	1	BORISENKO Maria	RUS	5	2	67	74	0.21
	9	1	CLAUDINO Fabiana	BRA	6	7	70	83	0.19
	9	6	CHU Jinling	CHN	5	3	42	50	0.19
Tournament Totals					278	474	5342	6094	1.97




Players Ranking by Skills
Classement des joueurs par compétence


As of SAT 11 AUG 2012 at 20:21

P5


BEST DIGGERS

Non-Scoring Diggers	Rk	No	Name	NOC	Digs	Faults	Receptions	Total Attempts	Avg by Set
	1	5	CASTILLO Brenda	DOM	122	20	25	167	6.10
	2	7	ZHANG Xian	CHN	124	23	24	171	4.77
	3	10	SANO Yuko	JPN	115	25	22	162	4.11
	4	5	KIM Hae-Ran	KOR	121	32	28	181	3.90
	5	3	TAKESHITA Yoshie	JPN	102	17	26	145	3.64
	6	14	OLIVEIRA Fabiana	BRA	115	50	32	197	3.59
	6	6	DAVIS Nicole	USA	97	28	24	149	3.59
	8	18	KIMURA Saori	JPN	92	16	19	127	3.29
	9	3	CROCE Paola	ITA	75	26	15	116	3.26
	10	7	KRYUCHKOVA Svetlana	RUS	77	36	17	130	3.21
Tournament Totals					3750	1153	1259	6162	26.60

BEST SETTERS

Non-Scoring Set	Rk	No	Name	NOC	Running Sets	Faults	Still Sets	Total Attempts	Avg by Set
	1	13	STARTSEVA Evgeniya	RUS	307	5	364	676	12.79
	2	8	WEI Qiuyue	CHN	314	5	384	703	12.08
	3	3	TAKESHITA Yoshie	JPN	331	3	446	780	11.82
	4	4	BERG Lindsey	USA	263	1	311	575	9.74
	5	3	LINS Danielle	BRA	311	3	331	645	9.72
	6	4	KIM Sa-Nee	KOR	265	-	354	619	8.55
	7	14	LO BIANCO Eleonora	ITA	192	6	260	458	8.35
	8	12	ECHENIQUE MEDINA Karla Miguelina	DOM	136	3	217	356	6.80
	9	7	MARTE FRICA Niverka Dharlenis	DOM	98	4	115	217	4.90
	10	5	RONDON Giulia	ITA	82	-	77	159	3.57
Tournament Totals					3599	89	5538	9226	25.52

BEST RECEIVERS

Non-Scoring Receivers	Rk	No	Name	NOC	Excellents	Faults	Serve Receptions	Total Attempts	Succ %	
	1	16	RODRIGUES Fernanda	BRA	148	7	27	182	81.32	
	2	7	KRYUCHKOVA Svetlana	RUS	92	6	17	115	80.00	
	3	3	CROCE Paola	ITA	81	3	20	104	77.88	
	4	15	del CORE Antonella	ITA	114	10	24	148	77.03	
	5	6	DAVIS Nicole	USA	127	6	38	171	74.27	
	6	4	HUI Ruoqi	CHN	117	5	39	161	72.67	
	7	12	SHINNABE Risa	JPN	115	10	36	161	71.43	
	8	5	KIM Hae-Ran	KOR	111	8	37	156	71.15	
	9	10	KIM Yeon-Koung	KOR	121	5	46	172	70.35	
	10	17	ZHANG Lei	CHN	106	8	37	151	70.20	
Limit										
25.00%	Tournament Totals					3733	273	1508	5514	67.70



Players Ranking by Skills
Classement des joueurs par compétence

As of SAT 11 AUG 2012 at 20:21

P5

BEST LIBEROS

Non-Scoring Liberos	Rk	No	Name	NOC	Excellents	Faults	In Play	Total Attempts	Avg by Set
	1	5	CASTILLO Brenda	DOM	196	22	46	264	9.80
	2	6	DAVIS Nicole	USA	224	34	62	320	8.30
	3	7	ZHANG Xian	CHN	211	31	46	288	8.12
	4	5	KIM Hae-Ran	KOR	232	40	65	337	7.48
	5	10	SANO Yuko	JPN	206	29	42	277	7.36
	6	7	KRYUCHKOVA Svetlana	RUS	169	42	34	245	7.04
	7	14	OLIVEIRA Fabiana	BRA	220	52	48	320	6.88
	8	3	CROCE Paola	ITA	156	29	35	220	6.78

NOTES

Only players whose teams advanced to the quarterfinals are ranked.

Best scorers - 50 players are listed, except where ties would extend the list beyond 50 in which case the tied players are not listed.

Skills - 10 players are listed per skill, except where ties would extend the list beyond 10 in which case the tied players are not listed.

LEGEND

Avg Average **Eff%** Efficiency **Rk** Rank **Succ%** Success %



Teams Ranking by Skills
Classement des équipes par compétence

As of SAT 11 AUG 2012 at 20:21

P6

Non-Scoring Dig	Rk	Team	Digs	Faults	Receptions	Total Attempts	Avg by Set	
	1	JPN - Japan	483	103	130	716	17.25	
	2	DOM - Dominican Rep.	325	74	94	493	16.25	
	3	ITA - Italy	331	81	112	524	14.39	
	4	CHN - China	364	102	96	562	14.00	
	5	RUS - Russia	335	108	109	552	13.96	
	6	USA - United States	344	123	132	599	12.74	
	7	KOR - Korea	393	138	146	677	12.68	
	8	BRA - Brazil	391	166	152	709	12.22	
	NR	ALG - Algeria	185	70	72	327	10.88	
	NR	GBR - Great Britain	186	59	61	306	10.94	
	NR	SRB - Serbia	157	68	69	294	9.24	
	NR	TUR - Turkey	256	61	86	403	12.80	
	Tournament Totals			3750	1153	1259	6162	26.60

Non-Scoring Set	Rk	Team	Running Sets	Faults	Still Sets	Total Attempts	Avg by Set	
	1	JPN - Japan	408	4	636	1048	14.57	
	2	USA - United States	373	6	486	865	13.81	
	3	BRA - Brazil	435	9	586	1030	13.59	
	4	CHN - China	352	8	511	871	13.54	
	5	ITA - Italy	311	8	433	752	13.52	
	6	RUS - Russia	324	6	433	763	13.50	
	7	DOM - Dominican Rep.	267	8	441	716	13.35	
	8	KOR - Korea	404	3	599	1006	13.03	
	NR	ALG - Algeria	133	10	365	508	7.82	
	NR	GBR - Great Britain	145	11	342	498	8.53	
	NR	SRB - Serbia	185	6	324	515	10.88	
	NR	TUR - Turkey	262	10	382	654	13.10	
	Tournament Totals			3599	89	5538	9226	25.52

Non-Scoring Reception	Rk	Team	Excellents	Faults	Serve Receptions	Total Attempts	Succ %	
	1	BRA - Brazil	469	15	132	616	76.14	
	2	ITA - Italy	314	20	82	416	75.48	
	3	RUS - Russia	308	29	92	429	71.79	
	4	JPN - Japan	385	19	138	542	71.03	
	5	USA - United States	350	19	128	497	70.42	
	6	CHN - China	373	25	135	533	69.98	
	7	DOM - Dominican Rep.	271	16	109	396	68.43	
	8	KOR - Korea	398	31	174	603	66.00	
	NR	ALG - Algeria	189	31	145	365	51.78	
	NR	GBR - Great Britain	178	26	148	352	50.57	
	NR	SRB - Serbia	205	26	134	365	56.16	
	NR	TUR - Turkey	293	16	91	400	73.25	
	Tournament Totals			3733	273	1508	5514	67.70

NOTES

Only teams advancing to the quarterfinals are ranked.

LEGEND

Avg Average **Eff%** Efficiency **NR** Not Ranked **Rk** Rank **Succ%** Success %



Medallists
Médailleurs

GOLD

RUS - Russia

- 3 APALIKOV Nikolay
- 4 KHTEY Taras (C)
- 5 GRANKIN Sergey
- 8 TETYUKHIN Sergey
- 9 SOKOLOV Alexander
- 10 BEREZHKO Yury
- 12 BUTKO Alexander
- 13 MUSERSKIY Dmitriy
- 15 ILINYKH Dmitriy
- 17 MIKHAYLOV Maxim
- 18 VOLKOV Alexander
- 20 OBMOCHAEV Alexey (L)

SILVER

BRA - Brazil

- 1 REZENDE Bruno
- 4 de SOUZA Wallace
- 5 dos SANTOS JUNIOR Sidnei
- 6 VISSOTTO NEVES Leandro
- 7 GODOY FILHO Gilberto (C)
- 8 ENDRES Murilo
- 10 SANTOS Sergio (L)
- 11 ALVES Thiago Soares
- 14 SANTANA Rodrigo
- 16 SAATKAMP Lucas
- 17 GARCIA Ricardo
- 18 AMARAL Dante

BRONZE

ITA - Italy

- 1 MASTRANGELO Luigi
- 3 PARODI Simone
- 6 PAPI Samuele
- 7 LASKO Michal
- 9 ZAYTSEV Ivan
- 10 BONINFANTE Dante
- 11 SAVANI Cristian (C)
- 13 TRAVICA Dragan
- 14 FEI Alessandro
- 15 BIRARELLI Emanuele
- 16 BARI Andrea (L)
- 17 GIOVI Andrea (L)

LEGEND

C Team Captain **L** Libero Player



Final Standings

Classement final

As of SUN 12 AUG 2012 at 15:23

P4

Medal	Rank	Team
Gold	1	RUS - Russia
Silver	2	BRA - Brazil
Bronze	3	ITA - Italy
	4	BUL - Bulgaria
	5	ARG - Argentina
	5	GER - Germany
	5	POL - Poland
	5	USA - United States
	9	AUS - Australia
	9	SRB - Serbia
	11	GBR - Great Britain
	11	TUN - Tunisia

Player Awards

MVP	ENDRES Murilo (BRA)
Best Scorer	MIKHAYLOV Maxim (RUS)
Best Spiker	MIKHAYLOV Maxim (RUS)
Best Blocker	GUNTHOR Max (GER)
Best Server	SAVANI Cristian (ITA)
Best Setter	BRATOEV Georgi (BUL)
Best Receiver	IGNACZAK Krzysztof (POL)
Best Libero	STEUERWALD Markus (GER)

LEGEND
MVP Most Valuable Player



Volleyball
Volleyball
Men
Hommes



Team Roster
Composition de l' équipe

As of THU 26 JUL 2012 at 16:35

ARG - Argentina

No	C/L	Name	Shirt Name	Height m / ft in	Weight kg / lbs	Highest Reach		Date of Birth	Club	National Selections			
						Spike cm	Block cm			WCH	OG	Int	Tot
1		ARROYO Gabriel	ARROYO	1.94/6'4"	95/209	352	327	03 MAR 1977	Ciudad de Bolivar, San Carlos de Bolivar (ARG)	0	0	115	115
2		CASTELLANI Ivan	CASTELLANI	1.98/6'6"	83/183	336	320	19 JAN 1991	Puerto San Martin, Puerto San Martin (ARG)	0	0	53	53
5		URIARTE Nicolas	URIARTE	1.91/6'3"	82/181	346	326	21 MAR 1990	Buenos Aires Unidos, Buenos Aires (ARG)	9	0	94	103
6		POGLAJEN Cristian	POGLAJEN	1.94/6'4"	91/201	346	320	14 JUL 1989	Sarmiento Santana Textile, Chaco (ARG)	0	0	94	94
7		CONTE Facundo	CONTE	1.98/6'6"	86/190	350	326	25 AUG 1989	Dynamo Krasnodar, Krasnodar (RUS)	9	0	108	117
9	C	QUIROGA Rodrigo	QUIROGA	1.90/6'3"	86/190	345	321	23 MAR 1987	Vivo-Minas, Minas Gerais (BRA)	9	0	143	152
10		BRUNO Nicolas	BRUNO	1.87/6'2"	83/183	338	308	24 FEB 1989	Buenos Aires Unidos, Buenos Aires (ARG)	0	0	40	40
11		SOLE Sebastian	SOLE	2.01/6'7"	88/194	350	328	12 JUN 1991	Ciudad de Bolivar, San Carlos de Bolivar (ARG)	9	0	103	112
12		PEREYRA Federico	PEREYRA	2.00/6'7"	99/218	335	325	19 JUN 1988	La Union de Formosa, Formosa (ARG)	9	0	119	128
14		CRER Pablo	CRER	2.03/6'8"	80/176	350	330	12 JUN 1989	Ciudad de Bolivar, San Carlos de Bolivar (ARG)	9	0	93	102
15		de CECCO Luciano	DE CECCO	1.94/6'4"	89/196	333	315	02 JUN 1988	Copra Elior Piacenza, Piacenza (ITA)	18	0	172	190
16	L	GONZALEZ Alexis	GONZALEZ A.	1.84/6'0"	83/183	321	300	21 JUL 1981	Ciudad de Bolivar, San Carlos de Bolivar (ARG)	9	0	133	142
				Team Minimum	1.84/6'0"	80/176	321	300					
				Team Average	1.95/6'5"	87/192	342	321					
				Team Maximum	2.03/6'8"	99/218	352	330					

Technical Staff:

Team Manager RIZZONE Pablo Facundo
Coach: WEBER Javier
Assistant: BARRIAL Juan Manuel / LEONI Flavio
Doctor SOLARI Gabriel
Therapist/Trainer TROLLA Carlos

Uniform Colours

Main
2nd
3rd

Shirt

Light Blue/White
Blue
White

Shorts

White/Light Blue
Blue
White

LEGEND									
C	Team Captain	Int	Other International Competitions	L	Libero Player	OG	Olympic Games	Tot	Total
WCH	World Championships								



Volleyball
Volleyball
Men
Hommes



Team Roster
Composition de l' équipe

As of THU 26 JUL 2012 at 16:35

AUS - Australia

No	C/L	Name	Shirt Name	Height m / ft in	Weight kg / lbs	Highest Reach		Date of Birth	Club	National Selections			
						Spike cm	Block cm			WCH	OG	Int	Tot
1		ZINGEL Aidan	Zingel	2.07/6'9"	98/216	361	346	19 NOV 1990	Verona Bluvolley, Verona (ITA)	3	0	100	103
3		ROBERTS Nathan	Roberts	1.97/6'6"	93/205	342	328	17 FEB 1986	CMC Ravenna, Ravenna (ITA)	8	0	245	253
5		PASSIER Travis	Passier	2.07/6'9"	101/223	351	340	26 APR 1989	M.Roma Volley, Rome (ITA)	3	0	111	114
6	C	YUDIN Igor	Yudin	1.98/6'6"	90/198	362	352	17 JUN 1987	Yaroslavich Yaroslavl, Yaroslavl (RUS)	8	0	224	232
7		PEACOCK Harrison	Peacock	1.94/6'4"	86/190	353	337	31 JAN 1991	Linkoping Volleyball Club, Linkoping (SWE)	0	0	46	46
8		GRANT Andrew	Grant	2.07/6'9"	98/216	345	328	22 APR 1985	Australian Inst. of Sport, Canberra (AUS)	8	0	229	237
9		WHITE Adam	White	2.03/6'8"	90/198	351	336	08 NOV 1989	Langhenkel Volley, Doetinchem (NED)	3	0	115	118
12	L	TUTTON Aden	Tutton	1.82/6'0"	80/176	333	315	06 DEC 1984	Langhenkel Volley, Doetinchem (NED)	3	0	157	160
14		SUKOCHEV Grigory	Sukochev	1.96/6'5"	87/192	337	324	18 FEB 1988	SK Chemes Humenne, Humenne (SVK)	0	0	61	61
16		SMITH Luke	Smith	2.04/6'8"	97/214	360	342	30 AUG 1990	Linkoping Volleyball Club, Linkoping (SWE)	0	0	46	46
18		WILLIAMS Lincoln Alexander	Williams	1.97/6'6"	103/227	353	330	06 OCT 1993	Australian Inst. of Sport, Canberra (AUS)	0	0	13	13
19		EDGAR Thomas	Edgar	2.12/6'11"	112/247	357	341	21 JUN 1989	Caffe Aiello Corigliano, Corigliano Calabro (ITA)	3	0	93	96
				Team Minimum	1.82/6'0"	80/176	333	315					
				Team Average	2.00/6'7"	95/209	350	335					
				Team Maximum	2.12/6'11"	112/247	362	352					

Technical Staff:

Team Manager STRUGNELL Andrew
Coach: URIARTE Jon (ARG)
Assistant: ILOTT Dan / BORGEAUD Russell
Therapist/Trainer GUTSCHLAG Fiona

Uniform Colours

Main
2nd
3rd

Shirt

Green
Gold
Navy Blue

Shorts

Green
Gold
Navy Blue

LEGEND									
C	Team Captain	Int	Other International Competitions	L	Libero Player	OG	Olympic Games	Tot	Total
WCH	World Championships								





Volleyball
Volleyball
Men
Hommes



Team Roster
Composition de l' équipe

As of THU 26 JUL 2012 at 16:35

BRA - Brazil

No	C/L	Name	Shirt Name	Height m / ft in	Weight kg / lbs	Highest Reach		Date of Birth	Club	National Selections			
						Spike cm	Block cm			WCH	OG	Int	Tot
1		REZENDE Bruno	BRUNO	1.90/6'3"	76/168	323	302	02 JUL 1986	RJX, Rio de Janeiro (BRA)	16	2	47	65
4		de SOUZA Wallace	WALLACE	1.98/6'6"	103/227	344	318	26 JUN 1987	Sada Cruzeiro, Contagem (BRA)	14	0	37	51
5		dos SANTOS JUNIOR Sidnei	SIDAO	2.03/6'8"	98/216	344	318	09 JUL 1982	SESI, Sao Paulo (BRA)	9	0	30	39
6		VISSOTTO NEVES Leandro	VISSOTTO	2.12/6'11"	97/214	370	345	30 APR 1983	Cuneo, Trento (ITA)	3	0	31	34
7	C	GODOY FILHO Gilberto	GIBA	1.92/6'4"	85/187	325	312	23 DEC 1976	Cimed/Sky, Florianopolis (BRA)	42	15	274	331
8		ENDRES Murilo	MURILO	1.90/6'3"	76/168	343	319	03 MAY 1981	SESI, Sao Paulo (BRA)	16	0	39	55
10	L	SANTOS Sergio	SERGIO	1.84/6'0"	78/172	325	310	15 OCT 1975	SESI, Sao Paulo (BRA)	9	8	142	159
11		ALVES Thiago Soares	THIAGO	1.94/6'4"	88/194	330	308	26 JUL 1986	RJX, Rio de Janeiro (BRA)	0	0	16	16
14		SANTANA Rodrigo	RODRIGAO	2.05/6'9"	85/187	350	328	17 APR 1979	SESI, Sao Paulo (BRA)	29	4	141	174
16		SAATKAMP Lucas	LUCAS	2.09/6'10"	101/223	340	321	06 MAR 1986	RJX, Rio de Janeiro (BRA)	16	0	37	53
17		GARCIA Ricardo	RICARDO	1.91/6'3"	89/196	337	320	19 NOV 1975	Volei Futuro, Aracatuba (BRA)	22	8	270	300
18		AMARAL Dante	DANTE	2.01/6'7"	86/190	345	327	30 SEP 1980	RJX, Rio de Janeiro (BRA)	21	16	125	162
			Team Minimum	1.84/6'0"	76/168	323	302						16
			Team Average	1.97/6'6"	89/195	340	319						119
			Team Maximum	2.12/6'11"	103/227	370	345						331

Technical Staff:

Team Manager NETO Jose Salles
Coach: REZENDE Bernardo
Assistant: SANTOS Jose / LEONALDO Roberley
Doctor CHAMECKI Alvaro
Therapist/Trainer TENIUS Guilherme

Uniform Colours

Main Yellow
2nd Blue
3rd White

Shirt

Yellow
 Blue
 White

Shorts

Blue
 Blue
 Blue

LEGEND											
C	Team Captain	Int	Other International Competitions	L	Libero Player	OG	Olympic Games	Tot	Total		
WCH	World Championships										





Volleyball
Volleyball
Men
Hommes



Team Roster
Composition de l' équipe

As of THU 26 JUL 2012 at 16:36

BUL - Bulgaria

No	C/L	Name	Shirt Name	Height m / ft in	Weight kg / lbs	Highest Reach		Date of Birth	Club	National Selections			
						Spike cm	Block cm			WCH	OG	Int	Tot
1		BRATOEV Georgi	Bratoev G.	2.02/6'8"	88/194	335	318	21 OCT 1987	Levski Volley, Sofia (BUL)	0	0	16	16
7		SKRIMOV Todor	Skrimov	1.90/6'3"	77/170	340	310	09 JAN 1990	Paris Volley, Paris (FRA)	0	0	0	0
9		DIMITROV Dobromir	Dimitrov	1.93/6'4"	73/161	342	322	07 JUL 1991	Pirin Balkanstroy, Razlog (BUL)	0	0	0	0
10		BRATOEV Valentin	Bratoev V.	2.01/6'7"	87/192	335	315	21 OCT 1987	SSD Argus Volley, Sofia (BUL)	0	0	8	8
11	C	NIKOLOV Vladimir	Nikolov V.	2.00/6'7"	95/209	345	325	03 OCT 1977	Copra Piacenza, Istanbul (TUR)	20	6	114	140
12		YOSIFOV Viktor	Yosifov	2.04/6'8"	95/209	350	330	16 OCT 1985	Pallavolo Modena, Castellana Grote (ITA)	0	0	16	16
13	L	SALPAROV Teodor	Salparov	1.85/6'1"	78/172	320	305	16 AUG 1982	CSKA Sofia, Sofia (BUL)	10	6	91	107
14		TODOROV Teodor	Todorov	2.08/6'10"	94/207	365	345	01 SEP 1989	Gazprom - Ugra Surgut, Surgut (RUS)	0	0	0	0
15		ALEKSIEV Todor	Aleksiev	2.00/6'7"	96/212	347	327	21 APR 1983	Gazprom - Ugra Surgut, Surgut (RUS)	10	6	45	61
17		PENCHEV Nikolay	Penchev	1.96/6'5"	80/176	335	320	22 MAY 1992	Copra Piacenza, Piacenza (ITA)	0	0	0	0
18		NIKOLOV Nikolay	Nikolov N.	2.06/6'9"	93/205	350	332	29 JUL 1986	Callipo Sport SRL, Vibo Valentia (ITA)	0	0	10	10
19		SOKOLOV Tsvetan	Sokolov	2.05/6'9"	100/220	362	319	31 DEC 1989	Trentino Diatec, Trentino (ITA)	0	0	71	71
				Team Minimum	1.85/6'1"	73/161	320	305					
				Team Average	1.99/6'6"	88/194	344	322					
				Team Maximum	2.08/6'10"	100/220	365	345					
													35
													140

Technical Staff:

Team Manager GANEV Lubo
Coach: NAYDENOV Nayden
Assistant: PLACI Camillo (ITA)
Doctor ZAHARIEV Dinko
Therapist/Trainer VARBANOV Aleksandar

Uniform Colours

Main
2nd
3rd

Shirt
Green
Red
White

Shorts
Green
Red
White

LEGEND									
C	Team Captain	Int	Other International Competitions	L	Libero Player	OG	Olympic Games	Tot	Total
WCH	World Championships								





Volleyball
Volleyball
Men
Hommes



REVISED
31 JUL 18:51

Team Roster
Composition de l' équipe

As of TUE 31 JUL 2012 at 18:34

GBR - Great Britain

No	C/L	Name	Shirt Name	Height m / ft in	Weight kg / lbs	Highest Reach		Date of Birth	Club	National Selections			
						Spike cm	Block cm			WCH	OG	Int	Tot
1		BAKARE Peter	P.BAKARE	1.96/6'5"	93/205	359	339	02 JUL 1989	Landstede Zwolle, Zwolle (NED)	0	0	29	29
2	C	PIPES Ben	PIPES	2.04/6'8"	90/198	337	318	21 OCT 1986	Landstede Zwolle, Zwolle (NED)	0	0	117	117
3		BAKARE Oluwadamilola	D.BAKARE	1.97/6'6"	93/205	363	339	22 SEP 1988	VC Argex Duvel, Purrs (BEL)	0	0	78	78
4	L	HUNTER Daniel	HUNTER	1.83/6'0"	83/183	320	300	23 JAN 1990	Landstede Zwolle, Zwolle (NED)	0	0	80	80
5		PLOTYCZER Mark	PLOTYCZER	1.95/6'5"	86/190	344	316	19 FEB 1987	St-Brieuc, St-Brieuc (FRA)	0	0	63	63
7		McGIVERN Mark	McGIVERN	1.95/6'5"	87/192	352	324	24 FEB 1983	Avignon, Avignon (FRA)	0	0	102	102
8		HALDANE Jason	HALDANE	2.03/6'8"	106/234	350	330	23 JUL 1971	CSKA Sofia, Sofia (BUL)	0	0	45	45
9		PINK Andrew	PINK	1.93/6'4"	85/187	349	321	25 JAN 1983	Amicale Laique Canteleu M, Maromme (FRA)	0	0	110	110
10		FRENCH Nathan	FRENCH	1.91/6'3"	86/190	333	310	20 APR 1990	Avignon, Avignon (FRA)	0	0	69	69
11		MILLER Joel	MILLER	1.91/6'3"	86/190	329	311	15 DEC 1988	VBK Klagenfurt, Klagenfurt (AUT)	0	0	96	96
12		LAMONT Christopher	LAMONT	2.00/6'7"	80/176	337	314	07 DEC 1982	Asul Lyon, Lyon (FRA)	0	0	79	79
17		O'MALLEY Kieran	O'MALLEY	1.88/6'2"	82/181	320	305	12 MAY 1988	Abiant Lycurgus, Groningen (NED)	0	0	114	114
				Team Minimum	1.83/6'0"	80/176	320	300					
				Team Average	1.95/6'5"	88/194	341	319					
				Team Maximum	2.04/6'8"	106/234	363	339					

Technical Staff:

Team Manager LOFTUS Simon
Coach: BROKING Harry (NED)
Assistant: BANKS Joel
Doctor TILL Simon
Therapist/Trainer BEATTIE Karen

Uniform Colours

Main
2nd
3rd

Shirt
White
Blue
Red

Shorts
Blue
Blue
Red

LEGEND											
C	Team Captain										
Int	Other International Competitions	L	Libero Player	OG	Olympic Games	Tot	Total				
WCH	World Championships										

Team Doctor added.





Volleyball
Volleyball
Men
Hommes



Team Roster
Composition de l' équipe

As of THU 26 JUL 2012 at 16:36

GER - Germany

No	C/L	Name	Shirt Name	Height m / ft in	Weight kg / lbs	Highest Reach		Date of Birth	Club	National Selections			
						Spike cm	Block cm			WCH	OG	Int	Tot
1		POPP Marcus	Popp	1.92/6'4"	93/205	358	338	23 SEP 1981	Tours VB, Tours (FRA)	11	5	112	128
2	L	STEUERWALD Markus	M. Steuerwald	1.82/6'0"	86/190	340	318	07 MAR 1989	Paris Volley, Paris (FRA)	0	0	70	70
3		SCHWARZ Sebastian	Schwarz	1.97/6'6"	95/209	340	325	02 OCT 1985	Fidia Padova, Padova (ITA)	8	0	113	121
4		TISCHER Simon	Tischer	1.94/6'4"	89/196	346	328	24 APR 1982	Jastrzebski Wegiel, Jastrzebie Zdroj (POL)	20	3	166	189
5	C	ANDRAE Bjorn	Andrae	2.00/6'7"	97/214	350	330	14 MAY 1981	Kuzbass Kemerovo, Kemerovo (RUS)	20	5	250	275
6		KALIBERDA Denys	Kaliberda	1.93/6'4"	95/209	343	314	24 JUN 1990	Vibo Valentia, Vibbo Valentia (ITA)	6	0	53	59
8		BOHME Marcus	Bohme	2.11/6'11"	115/254	360	330	25 AUG 1985	VfB Friedrichshafen, Friedrichshafen (GER)	8	2	126	136
9		GROZER Gyorgy	Grozer	2.00/6'7"	104/229	374	345	27 NOV 1984	Belogorie Belgorod, Belogorie Belgorod (RUS)	7	0	88	95
10		SCHOPS Jochen	Schops	2.00/6'7"	103/227	360	335	08 OCT 1983	Asseco Resovia Rzeszow, Resovia Rzeszow (POL)	19	5	219	243
11		KAMPA Lukas	Kampa	1.95/6'5"	90/198	335	320	29 NOV 1986	Belogorie Belgorod, Belogorie Belgorod (RUS)	0	0	46	46
13		DUNNES Christian	Dunnes	2.10/6'11"	110/243	350	331	16 JUN 1984	Generali Haching, Haching (GER)	6	0	48	54
15		GUNTHOR Max	Gunthor	2.07/6'9"	96/212	350	325	09 AUG 1985	Generali Haching, Haching (GER)	8	0	147	155
			Team Minimum	1.82/6'0"	86/190	335	314						
			Team Average	1.98/6'6"	98/215	351	328						
			Team Maximum	2.11/6'11"	115/254	374	345						

Technical Staff:

Team Manager PFLEGHAR Adrian
Coach: HEYNEN Vital (BEL)
Assistant: BERGMANN Ralph / HUBNER Stefan
Therapist/Trainer KLENK Oliver

Uniform Colours

Main
2nd
3rd

Shirt
 Red
 White
 Black

Shorts
 Black
 Black
 Black

LEGEND									
C	Team Captain	Int	Other International Competitions	L	Libero Player	OG	Olympic Games	Tot	Total
WCH	World Championships								





Volleyball
Volleyball
Men
Hommes



Team Roster
Composition de l' équipe

As of THU 26 JUL 2012 at 16:36

ITA - Italy

No	C/L	Name	Shirt Name	Height m / ft in	Weight kg / lbs	Highest Reach		Date of Birth	Club	National Selections			
						Spike cm	Block cm			WCH	OG	Int	Tot
1		MASTRANGELO Luigi	MASTRANGELO	2.02/6'8"	90/198	368	336	17 AUG 1975	Bre Banca Lannuti Cuneo, Cuneo (ITA)	29	24	297	350
3		PARODI Simone	PARODI	1.96/6'5"	82/181	350	335	16 JUN 1986	Lube Banca Marche, Macerata (ITA)	9	0	67	76
6		PAPI Samuele	PAPI	1.90/6'3"	84/185	345	310	20 MAY 1973	Copra Elior Piacenza, Piacenza (ITA)	30	24	291	345
7		LASKO Michal	LASKO	2.02/6'8"	100/220	348	337	11 MAR 1981	Jastrzebski Wegel, Weigel (POL)	20	0	133	153
9		ZAYTSEV Ivan	ZAYTSEV	2.02/6'8"	92/203	355	348	02 OCT 1988	Lube Banca Marche, Macerata (ITA)	9	0	67	76
10		BONINFANTE Dante	BONINFANTE	1.88/6'2"	85/187	334	315	07 MAR 1977	M. Roma Volley, Roma (ITA)	0	0	36	36
11	C	SAVANI Cristian	SAVANI	1.94/6'4"	83/183	354	335	22 FEB 1982	Lube Banca Marche, Macerata (ITA)	20	0	164	184
13		TRAVICA Dragan	TRAVICA	2.00/6'7"	94/207	335	320	28 AUG 1986	Lube Banca Marche, Macerata (ITA)	9	0	109	118
14		FEI Alessandro	FEI	2.04/6'8"	90/198	358	336	29 NOV 1978	Copra Elior Piacenza, Piacenza (ITA)	41	24	265	330
15		BIRARELLI Emanuele	BIRARELLI	2.00/6'7"	95/209	345	316	08 FEB 1981	Trentino Diatec, Trento (ITA)	7	8	100	115
16	L	BARI Andrea	BARI	1.85/6'1"	74/163	327	310	05 MAR 1980	Trentino Diatec, Trento (ITA)	2	0	52	54
17	L	GIOVI Andrea	GIOVI	1.83/6'0"	80/176	310	290	19 AUG 1983	Sir Safety Perugia, Perugia (ITA)	0	0	24	24
				Team Minimum	1.83/6'0"	74/163	310	290					
				Team Average	1.96/6'5"	87/193	344	324					
				Team Maximum	2.04/6'8"	100/220	368	348					

Technical Staff:

Team Manager SCIASCIA Stefano
Coach: BERRUTO Mauro
Assistant: BROGIONI Andrea / GIANI Andrea
Doctor BENELLI Piero
Therapist/Trainer LAMA Davide

Uniform Colours

Main
2nd
3rd

Shirt

Royal Blue
Dark Blue
White

Shorts

Royal Blue
Dark Blue
White

LEGEND

C Team Captain **Int** Other International Competitions **L** Libero Player **OG** Olympic Games **Tot** Total
WCH World Championships



Volleyball
Volleyball
Men
Hommes



Team Roster
Composition de l' équipe

As of THU 26 JUL 2012 at 16:37

POL - Poland

No	C/L	Name	Shirt Name	Height m / ft in	Weight kg / lbs	Highest Reach		Date of Birth	Club	National Selections			
						Spike cm	Block cm			WCH	OG	Int	Tot
1		NOWAKOWSKI Piotr	Nowakowski	2.06/6'9"	105/231	355	340	18 DEC 1987	Asseco Resovia, Rzeszow (POL)	6	0	66	72
2		WINIARSKI Michal	Winiarski	2.00/6'7"	94/207	355	335	28 SEP 1983	PGE Skra, Belchatow (POL)	17	6	113	136
4		KOSOK Grzegorz	Kosok	2.05/6'9"	96/212	345	325	02 MAR 1986	Asseco Resovia, Rzeszow (POL)	0	0	31	31
5		ZAGUMNY Pawel	Zagumny	2.00/6'7"	88/194	336	317	18 OCT 1977	ZAKSA, Kedzierzyn Kozle (POL)	20	12	299	331
6		KUREK Bartosz	Kurek	2.07/6'9"	104/229	352	326	29 AUG 1988	PGE Skra, Belchatow (POL)	6	0	102	108
7		JAROSZ Jakub	Jarosz	1.97/6'6"	93/205	353	328	10 FEB 1987	Top Volley, Latina (ITA)	0	0	100	100
9		BARTMAN Zbigniew	Bartman	1.98/6'6"	96/212	352	320	04 MAY 1987	Jastrzebski Wegiel, Jastrzebie Zdroj (POL)	6	0	70	76
13		KUBIAK Michal	Kubiak	1.91/6'3"	91/201	328	312	23 FEB 1988	Jastrzebski Wegiel, Jastrzebie Zdroj (POL)	0	0	42	42
14		RUCIAK Michal	Ruciak	1.90/6'3"	81/179	336	305	22 AUG 1983	ZAKSA, Kedzierzyn Kozle (POL)	6	0	82	88
15		ZYGADLO Lukasz	Zygadlo	2.01/6'7"	90/198	337	325	02 AUG 1979	Trentino Volley, Trento (ITA)	10	0	200	210
16	L	IGNACZAK Krzysztof	Ignaczak	1.87/6'2"	90/198	330	315	15 MAY 1978	Asseco Resovia, Rzeszow (POL)	9	12	240	261
18	C	MOZDZONEK Marcin	Mozdzonek	2.11/6'11"	51/112	358	338	09 FEB 1985	PGE Skra, Belchatow (POL)	6	7	147	160
				Team Minimum	1.87/6'2"	51/112	328	305					
				Team Average	1.99/6'7"	90/198	345	324					
				Team Maximum	2.11/6'11"	105/231	358	340					

Technical Staff:

Team Manager TOMASZEWSKI Hubert
Coach: ANASTASI Andrea (ITA)
Assistant: GOGOL Michal / GARDINI Andrea (ITA)
Doctor SOKAL Jan
Therapist/Trainer BIELECKI Aleksander

Uniform Colours

Main White
2nd Red
3rd Blue

Shirt

White
 Red
 Blue

Shorts

Red
 Red
 Blue

LEGEND											
C	Team Captain	Int	Other International Competitions	L	Libero Player	OG	Olympic Games	Tot	Total		
WCH	World Championships										





Volleyball
Volleyball
Men
Hommes



Team Roster
Composition de l' équipe

As of THU 26 JUL 2012 at 16:37

RUS - Russia

No	C/L	Name	Shirt Name	Height m / ft in	Weight kg / lbs	Highest Reach		Date of Birth	Club	National Selections			
						Spike cm	Block cm			WCH	OG	Int	Tot
3		APALIKOV Nikolay	Apalikov	2.03/6'8"	106/234	353	344	26 AUG 1982	Zenit Kazan, Kazan (RUS)	0	0	45	45
4	C	KHTEY Taras	Khtey	2.05/6'9"	109/240	351	339	22 MAY 1982	Belogorie, Belgorod (RUS)	15	7	110	132
5		GRANKIN Sergey	Grankin	1.95/6'5"	98/216	351	320	21 JAN 1985	Dinamo, Moscow (RUS)	18	7	126	151
8		TETYUKHIN Sergey	Tetyukhin	1.97/6'6"	96/212	345	338	23 SEP 1975	Belogorie, Belgorod (RUS)	24	21	367	412
9		SOKOLOV Alexander	Sokolov	1.92/6'4"	87/192	315	310	01 MAR 1982	Fakel, Novy Urengoy (RUS)	0	0	42	42
10		BEREZHKO Yury	Berezhko	1.98/6'6"	93/205	346	338	27 JAN 1984	Zenit Kazan, Kazan (RUS)	11	7	95	113
12		BUTKO Alexander	Butko	1.98/6'6"	97/214	339	327	18 MAR 1986	Lokomotiv, Novosibirsk (RUS)	0	0	40	40
13		MUSERSKIY Dmitriy	Muserskiy	2.18/7'2"	115/254	375	347	29 OCT 1988	Belogorie, Belgorod (RUS)	8	0	44	52
15		ILINYKH Dmitriy	Ilinykh	2.02/6'8"	94/207	338	330	31 JAN 1987	Belogorie, Belgorod (RUS)	0	0	36	36
17		MIKHAYLOV Maxim	Mikhaylov	2.02/6'8"	106/234	345	330	19 MAR 1988	Zenit Kazan, Kazan (RUS)	9	8	84	101
18		VOLKOV Alexander	Volkov	2.10/6'11"	95/209	360	335	14 FEB 1985	Zenit Kazan, Kazan (RUS)	17	7	134	158
20	L	OBMOCHEV Alexey	Obmochaev	1.88/6'2"	90/198	325	310	22 MAY 1989	Zenit Kazan, Kazan (RUS)	0	0	3	3
				Team Minimum	1.88/6'2"	87/192	315	310					
				Team Average	2.01/6'7"	99/218	345	331					
				Team Maximum	2.18/7'2"	115/254	375	347					

Technical Staff:

Team Manager STANISLAVOV Roman
Coach: ALEKNO Vladimir
Assistant: BUSATO Sergio (ITA)
Doctor SMAKOTNIN Yaroslav
Therapist/Trainer GREVTSOV Pavel

Uniform Colours

Main
2nd
3rd

Shirt
Red
Blue
White

Shorts
Red
Blue
Blue

LEGEND											
C	Team Captain	Int	Other International Competitions	L	Libero Player	OG	Olympic Games	Tot	Total		
WCH	World Championships										





Volleyball
Volleyball
Men
Hommes



Team Roster
Composition de l' équipe

As of THU 26 JUL 2012 at 16:37

SRB - Serbia

No	C/L	Name	Shirt Name	Height m / ft in	Weight kg / lbs	Highest Reach		Date of Birth	Club	National Selections			
						Spike cm	Block cm			WCH	OG	Int	Tot
1		KOVACEVIC Nikola	KOVACEVIC N.	1.93/6'4"	78/172	350	340	14 FEB 1983	Gubernia Nizhniy Novgorod, Niyhniy Novgorod (RUS)	8	3	134	145
2		KOVACEVIC Uros	KOVACEVIC U.	1.97/6'6"	90/198	340	310	06 MAY 1993	ACH Volley, Ljubljana (SLO)	0	0	38	38
4	C	JANIC Bojan	JANIC	1.98/6'6"	83/183	345	322	11 MAR 1982	Fakel Novy Urengoy, Novy Urengoy (RUS)	17	6	206	229
5		PETKOVIC Vlado	PETKOVIC V.	1.98/6'6"	97/214	325	318	06 JAN 1983	Umbria Volley srl, Perugia (ITA)	8	6	142	156
7		STANKOVIC Dragan	STANKOVIC	2.05/6'9"	80/176	343	333	18 OCT 1985	A.S. Volley Lube SRL, Macerata (ITA)	8	0	135	143
10		NIKIC Milos	NIKIC	1.94/6'4"	79/174	350	330	31 MAR 1986	Gabeca Pallavolo SPA, Montichiari (ITA)	19	6	128	153
11		MITIC Mihajlo	MITIC	2.01/6'7"	90/198	335	320	17 SEP 1990	Crvena Zvezda Beograd, Beograd (SRB)	0	0	56	56
12		RASIC Milan	RASIC	2.05/6'9"	86/190	340	320	02 FEB 1985	ACH Volley, Ljubljana (SLO)	4	0	48	52
14		ATANASIJEVIC Aleksandar	ATANASIJEVIC	2.00/6'7"	84/185	345	320	04 SEP 1991	PGE Skra Belchatow, Belchatow (POL)	0	0	42	42
15		STAROVIC Sasa	STAROVIC	2.07/6'9"	89/196	335	321	19 OCT 1988	Top Volley SRL Latina, Latina (ITA)	8	6	119	133
18		PODRASCANIN Marko	PODRASCANIN	2.04/6'8"	92/203	343	326	29 AUG 1987	A.S. Volley Lube SRL, Macerata (ITA)	19	6	124	149
19	L	ROSIC Nikola	ROSIC	1.92/6'4"	85/187	328	315	05 AUG 1984	VfB Friedrichshafen, Friedrichshafen (GER)	7	0	91	98
				Team Minimum	1.92/6'4"	78/172	325	310					
				Team Average	2.00/6'7"	86/190	340	323					
				Team Maximum	2.07/6'9"	97/214	350	340					

Technical Staff:

Team Manager LUKAC Laslo
Coach: KOLAKOVIC Igor (MNE)
Assistant: BULATOVIC Zeljko
Doctor MARTINOVIC Ljuban
Therapist/Trainer POCEKOVIC Aleksandar

Uniform Colours

Main
2nd
3rd

Shirt

Blue
White
Red

Shorts

Blue
White
Red

LEGEND

C Team Captain
WCH World Championships

Int Other International Competitions

L Libero Player

OG Olympic Games

Tot Total



Volleyball
Volleyball
Men
Hommes



Team Roster
Composition de l' équipe

As of THU 26 JUL 2012 at 16:37

TUN - Tunisia

No	C/L	Name	Shirt Name	Height m / ft in	Weight kg / lbs	Highest Reach		Date of Birth	Club	National Selections			
						Spike cm	Block cm			WCH	OG	Int	Tot
2		KADHI Ahmed	KADHI A	1.98/6'6"	97/214	345	318	19 APR 1989	Club Olympic Kelibia, Kelibia (TUN)	3	0	25	28
3		M'RABET Marouane	MRABET M	1.84/6'0"	81/179	315	296	05 JUN 1985	Club Olympic Kelibia, Kelibia (TUN)	10	0	10	20
7		KARAMOSLY Elyes	KARAMOSLY E	1.94/6'4"	104/229	320	303	22 AUG 1989	Esperance Sportive Tunis, Tunis (TUN)	0	0	0	0
8		BEN SLIMANE Mohamed	BEN SLIMANE M	1.87/6'2"	73/161	312	294	29 NOV 1981	Etoile Sportive de Tunis, Sousse (TUN)	15	0	35	50
10		NAGGA Hamza	NAGGA H	1.96/6'5"	84/185	326	311	29 MAY 1990	Club Olympic Kelibia, Kelibia (TUN)	10	0	15	25
11		MOALLA Ismail	MOALLA I	1.95/6'5"	67/148	324	308	30 JAN 1990	Club Sportif Sfaxien, Sfax (TUN)	15	0	30	45
12	L	TAOUERGHI Anouer	TAOUERGHI A	1.78/5'10"	77/170	302	292	17 AUG 1983	Club Sportif Sfaxien, Sfax (TUN)	15	0	35	50
13	C	HFAIEDH Noureddine	HFAIEDH N	1.97/6'6"	86/190	350	315	27 AUG 1973	Etoile Sportive de Tunis, Sousse (TUN)	35	5	155	195
14		BEN HASSINE Bilel	B. HASSINE B	1.95/6'5"	88/194	330	315	22 JUN 1983	Club Sportif Sfaxien, Sfax (TUN)	15	0	30	45
15		BEN CHEIKH Mehdi	BEN CHEIKH M	1.83/6'0"	88/194	318	302	13 MAY 1979	Esperance Sportive Tunis, Tunis (TUN)	11	0	25	36
16		KAABI Hichem	KAABI H	1.94/6'4"	82/181	340	315	13 SEP 1986	Esperance Sportive Tunis, Tunis (TUN)	3	0	4	7
18		ZOUARI Hakim	ZOUARI H	1.97/6'6"	95/209	335	320	28 MAR 1988	Club Sportif Sfaxien, Sfax (TUN)	0	0	0	0
				Team Minimum	1.78/5'10"	67/148	302	292					
				Team Average	1.92/6'3"	85/188	326	307					
				Team Maximum	1.98/6'6"	104/229	350	320					
													41
													195

Technical Staff:

Team Manager BEN SLIMANE Mounir
Coach: MKAOUAR Fethi
Assistant: HEDHILI Riadh
Doctor KAOUACH Fethi
Therapist/Trainer BRARI Mohamed

Uniform Colours

Main
2nd
3rd

Shirt
White
Blue
Red

Shorts
White
Blue
Red

LEGEND													
C	Team Captain												
Int	Other International Competitions			L	Libero Player			OG	Olympic Games			Tot	Total
WCH	World Championships												





Volleyball
Volleyball
Men
Hommes



Team Roster
Composition de l' équipe

As of THU 26 JUL 2012 at 16:37

USA - United States

No	C/L	Name	Shirt Name	Height m / ft in	Weight kg / lbs	Highest Reach		Date of Birth	Club	National Selections			
						Spike cm	Block cm			WCH	OG	Int	Tot
1		ANDERSON Matthew	ANDERSON	2.08/6'10"	93/205	360	332	18 APR 1987	Pallavolo Modena SSDRL, Modena (ITA)	7	0	89	96
2		ROONEY Sean	ROONEY	2.06/6'9"	100/220	354	336	13 NOV 1982	Gabeca Pallavolo, Montichiari (ITA)	8	8	122	138
4		LEE David	LEE	2.03/6'8"	102/225	350	325	08 MAR 1982	Dinamo Moscow, Moscow (RUS)	8	8	175	191
5	L	LAMBOURNE Richard	LAMBOURNE	1.91/6'3"	100/220	324	312	06 MAY 1975	USA Men's Volleyball Team, Anaheim (USA)	20	8	246	274
6		LOTMAN Paul	LOTMAN	2.01/6'7"	92/203	336	312	03 NOV 1985	Resovia SA Rzeszow, Rzeszow (POL)	9	0	87	96
7		SUXHO Donald	SUXHO	1.96/6'5"	95/209	337	319	21 FEB 1976	Volley Treviso SPA, Treviso (ITA)	11	8	140	159
8		PRIDDY William	PRIDDY	1.93/6'4"	89/196	353	330	01 OCT 1977	Zenit Kazan, Kazan (RUS)	25	16	198	239
11		THORNTON Brian	THORNTON	1.91/6'3"	82/181	327	314	22 APR 1985	KS Jastrzebski Wegiel SA, Jastrzebie Zdroj (POL)	0	0	71	71
12		HOLMES Russell	HOLMES	2.03/6'8"	93/205	352	335	01 JUL 1982	KS Jastrzebski Wegiel SA, Jastrzebie Zdroj (POL)	9	0	73	82
13	C	STANLEY Clayton	STANLEY	2.06/6'9"	107/236	357	332	20 JAN 1978	Ural UFA, UFA (RUS)	26	16	211	253
16		McKIENZIE David	MCKIENZIE	1.93/6'4"	101/223	358	340	05 JUL 1979	Kuwait Sporting Club, Kuwait City (KUW)	17	0	135	152
20		SMITH David	SMITH	2.03/6'8"	91/201	348	314	15 MAY 1985	Tours Volleyball, Tours (FRA)	0	0	53	53
			Team Minimum	1.91/6'3"	82/181	324	312						53
			Team Average	2.00/6'7"	95/210	346	325						150
			Team Maximum	2.08/6'10"	107/236	360	340						274

Technical Staff:

Team Manager BROWNING Robert
Coach: KNIPE Alan
Assistant: SPERAW John / LARSEN Ron
Doctor STETSON William
Therapist/Trainer SATO Gary

Uniform Colours

Main Red
2nd Blue
3rd White

Shirt

Red
 Blue
 White

Shorts

Blue
 Blue
 Blue

LEGEND									
C	Team Captain	Int	Other International Competitions	L	Libero Player	OG	Olympic Games	Tot	Total
WCH	World Championships								





Results Table - Final Round

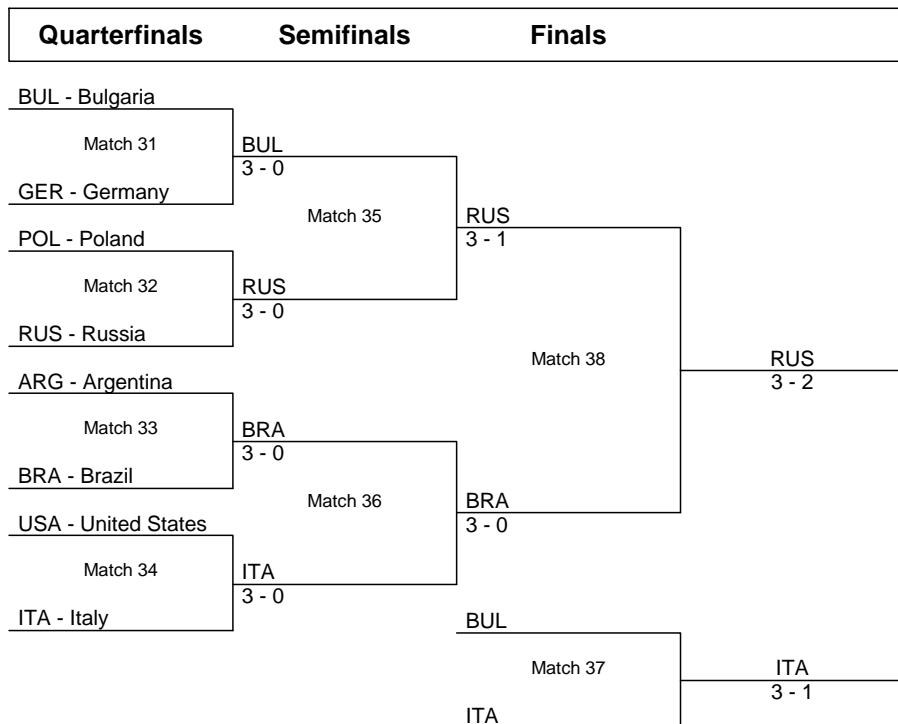
Tableau de résultats - tour final

As of SUN 12 AUG 2012 at 15:23

P4

Match	Phase	Date	Teams	Sets	Points per Set					Total Points	Match Duration	Spectators
					1	2	3	4	5			
33	Quarterfinals	8 AUG 2012	ARG vs BRA	0 - 3	19 - 25	17 - 25	20 - 25			56 - 75	1h 19m	11.500
34	Quarterfinals	8 AUG 2012	USA vs ITA	0 - 3	26 - 28	20 - 25	20 - 25			66 - 78	1h 36m	14.000
32	Quarterfinals	8 AUG 2012	POL vs RUS	0 - 3	17 - 25	23 - 25	21 - 25			61 - 75	1h 23m	14.000
31	Quarterfinals	8 AUG 2012	BUL vs GER	3 - 0	25 - 20	25 - 16	25 - 14			75 - 50	1h 18m	12.000
35	Semifinals	10 AUG 2012	BUL vs RUS	1 - 3	21 - 25	15 - 25	25 - 23	23 - 25		84 - 98	1h 53m	13.500
36	Semifinals	10 AUG 2012	BRA vs ITA	3 - 0	25 - 21	25 - 12	25 - 21			75 - 54	1h 25m	14.000
37	Bronze Medal Match	12 AUG 2012	BUL vs ITA	1 - 3	19 - 25	25 - 23	22 - 25	21 - 25		87 - 98	1h 58m	12.000
38	Gold Medal Match	12 AUG 2012	RUS vs BRA	3 - 2	19 - 25	20 - 23	29 - 27	25 - 22	15 - 9	108 - 108	2h 22m	14.500

Statistics of	Average match duration	Average spectators	Total spectators
Preliminary Round	1h 38m	12.580	377.400
Final Round	1h 39m	13.188	105.500
Tournament	1h 38m	12.708	482.900





Earls Court
Earls Court

SUN 12 AUG 2012
13:00
15:21

Volleyball

Volleyball

Men

Hommes

Gold Medal Match

Match Pour la Médaille d'or



Match Results

Résultat du match

Match 38

P2

Match Duration: 2h 21m

Spectators: 14500

RUS vs BRA
3 2

Teams	Sets	1	2	3	4	5	Total
RUS	3	19	20	29	25	15	108
BRA	2	25	25	27	22	9	108
	Playing Time	24m	26m	34m	28m	17m	2h 09m

First Referee: HOBOR Bela (HUN)

Second Referee: TANO Akihiko (JPN)

RUS - Russia

No	C/L	Name	1	2	3	4	5	Pts
3		APALIKOV Nikolay		13	2	3	4	6
4	C	KHTEY Taras	6	5	13		8	1
5		GRANKIN Sergey	5	3	6	1	2	4
8		TETYUKHIN Sergey	3	1	4	5	6	12
9		SOKOLOV Alexander	8		8			
10		BEREZHKO Yury	13	15	17	17	17	
12		BUTKO Alexander	5	17				2
13		MUSERSKIY Dmitriy	1	5	3	4	5	31
15		ILINYKH Dmitriy	4	4				2
17		MIKHAYLOV Maxim	2	6	1	2	3	17
18		VOLKOV Alexander	4	2	5	6	1	6
20	L	OBMOCHAEV Alexey	L	L	L	L	L	

Coach: ALEKNO Vladimir

Assistant: BUSATO Sergio (ITA)

BRA - Brazil

No	C/L	Name	1	2	3	4	5	Pts
1		REZENDE Bruno	6	1	6	3	6	3
4		de SOUZA Wallace	3	4	3	6	3	27
5		dos SANTOS JUNIOR Sidnei	2	3	2	5	5	14
6		VISSOTTO NEVES Leandro						
7	C	GODOY FILHO Gilberto			18	1		
8		ENDRES Murilo	1	2	1	4	1	18
10	L	SANTOS Sergio	L	L	L	L	L	
11		ALVES Thiago Soares				7		
14		SANTANA Rodrigo	1		1	1	1	1
16		SAATKAMP Lucas	5	6	5	2	2	9
17		GARCIA Ricardo				4		
18		AMARAL Dante	4	5	4		4	5

Coach: REZENDE Bernardo

Assistant: LEONALDO Roberley

TEAM AND PLAYER PERFORMANCES

Won	Total Atts	No	Name
62	131	Total Team	
28	49	13	MUSERSKIY Dmitriy
16	33	17	MIKHAYLOV Maxim
9	29	8	TETYUKHIN Sergey
15	68	Total Team	
4	14	3	APALIKOV Nikolay
4	14	18	VOLKOV Alexander
3	5	5	GRANKIN Sergey
4	107	Total Team	
3	24	8	TETYUKHIN Sergey
1	15	13	MUSERSKIY Dmitriy
27		Total Team	
108	306	Total Team	

31	75	13	MUSERSKIY Dmitriy
----	----	----	-------------------

121 km/h	17	MIKHAYLOV Maxim
----------	----	-----------------

Scoring Skills
Spike
Block
Serve
Opp Error
Total

Best Scorer

Fastest Serve

Won	Total Atts	No	Name
59	132	Total Team	
23	46	4	de SOUZA Wallace
16	30	8	ENDRES Murilo
7	12	5	dos SANTOS JUNIOR Sidnei
10	63	Total Team	
3	8	4	de SOUZA Wallace
3	21	5	dos SANTOS JUNIOR Sidnei
2	8	8	ENDRES Murilo
8	109	Total Team	
4	22	5	dos SANTOS JUNIOR Sidnei
3	19	16	SAATKAMP Lucas
1	16	4	de SOUZA Wallace
31		Total Team	
108	304	Total Team	

27	70	4	de SOUZA Wallace
----	----	---	------------------

121 km/h	5	dos SANTOS JUNIOR Sidnei
----------	---	--------------------------

LEGEND

Atts Attempts
L Libero player
n Starting line-up where n = starting position on court (i.e. positions 1 to 6)
Opp Opponent

C Team Captain
L Substitute libero
nn Substitute where nn = jersey number of out going player
Pts Points scored



Earls Court
Earls Court

SUN 12 AUG 2012
9:30
11:28

Volleyball
Volleyball

Men
Hommes

Bronze Medal Match
Match Pour la Médaille de Bronze



Match Results

Résultat du match

Match 37

P2

Match Duration: 1h 58m
Spectators: 12000

BUL vs ITA
1 3

Teams	Sets	1	2	3	4	Total
BUL	1	19	25	22	21	87
ITA	3	25	23	25	25	98
	Playing Time	24m	29m	30m	26m	1h 49m

First Referee: LODERUS Frans (NED)

Second Referee: CHOLAKIAN Rolando (ARG)

BUL - Bulgaria

No	C/L	Name	1	2	3	4	5	Pts
1		BRATOEV Georgi	6	3	4	6		2
7		SKRIMOV Todor	4	1	2	4		6
9		DIMITROV Dobromir						
10		BRATOEV Valentin	15					
11	C	NIKOLOV Vladimir	19	6	1			12
12		YOSIFOV Viktor	5	2	3	5		11
13	L	SALPAROV Teodor	L	L	L	L		
14		TODOROV Teodor				2		
15		ALEKSIEV Todor	1	4	5	1		12
17		PENCHEV Nikolay				15		
18		NIKOLOV Nikolay	2	5	6	14		7
19		SOKOLOV Tsvetan	3		11	3		11
Coach:		NAYDENOV Nayden						
Assistant:		PLACI Camillo (ITA)						

ITA - Italy

No	C/L	Name	1	2	3	4	5	Pts
1		MASTRANGELO Luigi	5	1	5	5		3
3		PARODI Simone		9	1	1		8
6		PAPI Samuele		11		11		
7		LASKO Michal	3	5	3	3		18
9		ZAYTSEV Ivan	1	3	7	7		4
10		BONINFANTE Dante			1	1		
11	C	SAVANI Cristian	4	6	4	4		23
13		TRAVICA Dragan	6	2	6	6		1
14		FEI Alessandro	2	4	2			8
15		BIRARELLI Emanuele			14	2		5
16	L	BARI Andrea	L	L	L			
17	L	GIOVI Andrea	L	L	L	L		
Coach:		BERRUTO Mauro						
Assistant:		BROGIONI Andrea						

TEAM AND PLAYER PERFORMANCES

Won	Total Atts	No	Name	Scoring Skills	Won	Total Atts	No	Name
47	116	Total Team		Spike	49	111	Total Team	
11	27	15	ALEKSIEV Todor		13	29	7	LASKO Michal
11	25	19	SOKOLOV Tsvetan		12	29	11	SAVANI Cristian
10	27	11	NIKOLOV Vladimir		7	15	3	PARODI Simone
13	48	Total Team		Block	10	51	Total Team	
5	13	12	YOSIFOV Viktor		4	7	11	SAVANI Cristian
4	13	18	NIKOLOV Nikolay		3	12	7	LASKO Michal
2	3	11	NIKOLOV Vladimir	1	7	13	TRAVICA Dragan	
1	88	Total Team		Serve	11	97	Total Team	
1	21	7	SKRIMOV Todor		7	18	11	SAVANI Cristian
					2	18	7	LASKO Michal
26		Total Team		Opp Error	1	9	14 FEI Alessandro	
87	252	Total Team			28		Total Team	
		Total Team		Total	98	259	Total Team	
12	35	11	NIKOLOV Vladimir	Best Scorer	23	54	11	SAVANI Cristian
118 km/h		19	SOKOLOV Tsvetan	Fastest Serve	123 km/h		11	SAVANI Cristian

LEGEND

Atts Attempts
L Libero player
n Starting line-up where n = starting position on court (i.e. positions 1 to 6)
Opp Opponent

C Team Captain
L Substitute libero
nn Substitute where nn = jersey number of out going player
Pts Points scored



Earls Court
Earls Court

FRI 10 AUG 2012
15:00
16:52

Volleyball
Volleyball
Men
Hommes
Semifinals
demi-finales



Match Results
Résultat du match

Match 35

P2

Match Duration: 1h 52m
Spectators: 13500

BUL vs RUS
1 3

Teams	Sets	1	2	3	4	Total
BUL	1	21	15	25	23	84
RUS	3	25	25	23	25	98
	Playing Time	24m	24m	28m	27m	1h 43m

First Referee: WANG Ning (CHN)

Second Referee: CESPEDES LASSI Denny (DOM)

BUL - Bulgaria								
No	C/L	Name	1	2	3	4	5	Pts
1		BRATOEV Georgi	6	3	3	3		3
7		SKRIMOV Todor	4	1	1	1		11
9		DIMITROV Dobromir	18		18			
10		BRATOEV Valentin		15	15	15		2
11	C	NIKOLOV Vladimir		19	19	19		3
12		YOSIFOV Viktor	5	2	2	2		5
13	L	SALPAROV Teodor	L	L	L	L		
14		TODOROV Teodor		18				1
15		ALEKSIEV Todor	1	4	4	4		15
17		PENCHEV Nikolay	15					
18		NIKOLOV Nikolay	2	5	5	5		5
19		SOKOLOV Tsvetan	3	6	6	6		16
Coach:		NAYDENOV Nayden						
Assistant:		PLACI Camillo (ITA)						

RUS - Russia								
No	C/L	Name	1	2	3	4	5	Pts
3		APALIKOV Nikolay	13	1	5	1		6
4	C	KHTEY Taras	4	6	4	6		13
5		GRANKIN Sergey	3	5	3	5		1
8		TETYUKHIN Sergey	1	3	1	3		11
9		SOKOLOV Alexander	4					
10		BEREZHKO Yury			4			
12		BUTKO Alexander				5		
13		MUSERSKIY Dmitriy	5					1
15		ILINYKH Dmitriy				4		4
17		MIKHAYLOV Maxim	6	2	6	2		25
18		VOLKOV Alexander	2	4	2	4		10
20	L	OBMOCHAEV Alexey	L	L	L	L		
Coach:		ALEKNO Vladimir						
Assistant:		BUSATO Sergio (ITA)						

TEAM AND PLAYER PERFORMANCES

Won	Total Atts	No	Name
50	99	Total Team	
15	33	19	SOKOLOV Tsvetan
14	24	15	ALEKSIEV Todor
9	15	7	SKRIMOV Todor
8	43	Total Team	
4	14	18	NIKOLOV Nikolay
1	4	19	SOKOLOV Tsvetan
1	7	15	ALEKSIEV Todor
3	85	Total Team	
2	21	7	SKRIMOV Todor
1	5	11	NIKOLOV Vladimir
23		Total Team	
84	227	Total Team	
16	43	19	SOKOLOV Tsvetan
113 km/h		10	BRATOEV Valentin

Scoring Skills
Spike
Block
Serve
Opp Error
Total
Best Scorer
Fastest Serve

Won	Total Atts	No	Name
53	92	Total Team	
21	32	17	MIKHAYLOV Maxim
12	20	4	KHTEY Taras
8	16	8	TETYUKHIN Sergey
10	45	Total Team	
2	8	17	MIKHAYLOV Maxim
2	10	18	VOLKOV Alexander
2	3	15	ILINYKH Dmitriy
8	97	Total Team	
3	20	8	TETYUKHIN Sergey
2	23	18	VOLKOV Alexander
2	13	17	MIKHAYLOV Maxim
27		Total Team	
98	234	Total Team	
25	53	17	MIKHAYLOV Maxim
114 km/h		8	TETYUKHIN Sergey

LEGEND

Atts Attempts
L Libero player
n Starting line-up where n = starting position on court (i.e. positions 1 to 6)
Opp Opponent

C Team Captain
L Substitute libero
nn Substitute where nn = jersey number of out going player
Pts Points scored



Earls Court
Earls Court

FRI 10 AUG 2012
19:30
20:55

Volleyball
Volleyball
Men
Hommes
Semifinals
demi-finales



Match Results

Résultat du match

Match 36

P2

Match Duration: 1h 25m
Spectators: 14000

BRA vs ITA
3 0

Teams	Sets	1	2	3	Total
BRA	3	25	25	25	75
ITA	0	21	12	21	54
	Playing Time	28m	23m	28m	1h 19m

First Referee: TANO Akihiko (JPN)

Second Referee: AL-NAAMA Ibrahim (QAT)

BRA - Brazil

No	C/L	Name	1	2	3	4	5	Pts
1		REZENDE Bruno	4	3	4			3
4		de SOUZA Wallace	1	6	1			12
5		dos SANTOS JUNIOR Sidnei	6	5	6			8
6		VISSOTTO NEVES Leandro						
7	C	GODOY FILHO Gilberto						
8		ENDRES Murilo	5	4	5			15
10	L	SANTOS Sergio	L	L	L			
11		ALVES Thiago Soares						
14		SANTANA Rodrigo			16			
16		SAATKAMP Lucas	3	2	3			10
17		GARCIA Ricardo						
18		AMARAL Dante	2	1	2			8
Coach:		REZENDE Bernardo						
Assistant:		LEONALDO Roberley						

ITA - Italy

No	C/L	Name	1	2	3	4	5	Pts
1		MASTRANGELO Luigi	5	1	5			4
3		PARODI Simone		9	11			
6		PAPI Samuele	9		9			
7		LASKO Michal	3	5	3			6
9		ZAYTSEV Ivan	1	3	1			5
10		BONINFANTE Dante		13				
11	C	SAVANI Cristian	4	6	4			15
13		TRAVICA Dragan	6	2	6			1
14		FEI Alessandro	2	4	7			5
15		BIRARELLI Emanuele			2			1
16	L	BARI Andrea	L	L	L			
17	L	GIOVI Andrea	L	L	L			
Coach:		BERRUTO Mauro						
Assistant:		BROGIONI Andrea						

TEAM AND PLAYER PERFORMANCES

Won	Total Atts	No	Name
40	68	Total Team	
12	17	8	ENDRES Murilo
11	25	4	de SOUZA Wallace
7	8	16	SAATKAMP Lucas
10	43	Total Team	
2	10	16	SAATKAMP Lucas
2	10	5	dos SANTOS JUNIOR Sidnei
2	6	8	ENDRES Murilo
6	73	Total Team	
2	13	1	REZENDE Bruno
1	9	5	dos SANTOS JUNIOR Sidnei
1	14	8	ENDRES Murilo
19		Total Team	
75	184	Total Team	
15	37	8	ENDRES Murilo
119 km/h		5	dos SANTOS JUNIOR Sidnei

Scoring Skills
Spike
Block
Serve
Opp Error
Total
Best Scorer
Fastest Serve

Won	Total Atts	No	Name
29	82	Total Team	
11	24	11	SAVANI Cristian
6	20	7	LASKO Michal
5	8	14	FEI Alessandro
3	25	Total Team	
2	9	11	SAVANI Cristian
1	3	15	BIRARELLI Emanuele
5	56	Total Team	
2	9	9	ZAYTSEV Ivan
2	10	11	SAVANI Cristian
1	7	1	MASTRANGELO Luigi
17		Total Team	
54	163	Total Team	
15	43	11	SAVANI Cristian
123 km/h		11	SAVANI Cristian

LEGEND

Atts Attempts
L Libero player
n Starting line-up where n = starting position on court (i.e. positions 1 to 6)
Opp Opponent

C Team Captain
L Substitute libero
nn Substitute where nn = jersey number of out going player
Pts Points scored



Earls Court
Earls Court

WED 8 AUG 2012
21:30
22:48

Volleyball
Volleyball
Men
Hommes
Quarterfinals
quarts de finale



Match Results

Résultat du match

Match 31

P2

Match Duration: 1h 18m
Spectators: 12000

BUL vs GER
3 0

Teams	Sets	1	2	3	Total
BUL	3	25	25	25	75
GER	0	20	16	14	50
	Playing Time	24m	25m	23m	1h 12m

First Referee: HOBOR Bela (HUN)

Second Referee: CESPEDES LASSI Denny (DOM)

BUL - Bulgaria

No	C/L	Name	1	2	3	4	5	Pts
1		BRATOEV Georgi	1	6	1			1
7		SKRIMOV Todor	5	4	5			6
9		DIMITROV Dobromir	12		12			
10		BRATOEV Valentin						
11	C	NIKOLOV Vladimir						
12		YOSIFOV Viktor	6	5	6			4
13	L	SALPAROV Teodor	L	L	L			
14		TODOROV Teodor						
15		ALEKSIEV Todor	2	1	2			11
17		PENCHEV Nikolay						
18		NIKOLOV Nikolay	3	2	3			11
19		SOKOLOV Tsvetan	4	3	4			22
Coach:		NAYDENOV Nayden						
Assistant:		PLACI Camillo (ITA)						

GER - Germany

No	C/L	Name	1	2	3	4	5	Pts
1		POPP Marcus	4	4	4			3
2	L	STEUERWALD Markus	L	L	L			
3		SCHWARZ Sebastian			1			1
4		TISCHER Simon	8	11	9			
5	C	ANDRAE Bjorn		6				
6		KALIBERDA Denys	1	1	1			5
8		BOHME Marcus	5	5	5			8
9		GROZER Gyorgy	3	3	3			12
10		SCHOPS Jochen	1	1	11			
11		KAMPA Lukas	6	6	6			
13		DUNNES Christian						
15		GUNTHOR Max	2	2	2			8
Coach:		HEYNEN Vital (BEL)						
Assistant:		BERGMANN Ralph						

TEAM AND PLAYER PERFORMANCES

Won	Total Atts	No Name	Scoring Skills	Won	Total Atts	No Name
42	69	Total Team		31	78	Total Team
18	31	19 SOKOLOV Tsvetan	Spike	11	28	9 GROZER Gyorgy
9	15	15 ALEKSIEV Todor		7	14	15 GUNTHOR Max
6	7	18 NIKOLOV Nikolay		5	6	8 BOHME Marcus
8	40	Total Team	Block	3	31	Total Team
4	16	18 NIKOLOV Nikolay		2	7	8 BOHME Marcus
3	4	19 SOKOLOV Tsvetan		1	12	15 GUNTHOR Max
1	10	12 YOSIFOV Viktor	Serve	3	52	Total Team
2	20	15 ALEKSIEV Todor		1	8	8 BOHME Marcus
1	10	7 SKRIMOV Todor		1	2	3 SCHWARZ Sebastian
1	10	18 NIKOLOV Nikolay	1	10	9 GROZER Gyorgy	Opp Error
20		Total Team	13		Total Team	
75	182	Total Team	50	161	Total Team	
22	47	19 SOKOLOV Tsvetan	Best Scorer	12	41	9 GROZER Gyorgy
121 km/h		19 SOKOLOV Tsvetan	Fastest Serve	119 km/h		9 GROZER Gyorgy

LEGEND

Atts Attempts
L Libero player
n Starting line-up where n = starting position on court (i.e. positions 1 to 6)
Opp Opponent

C Team Captain
L Substitute libero
nn Substitute where nn = jersey number of out going player
Pts Points scored



Earls Court
Earls Court

WED 8 AUG 2012
19:30
20:53

Volleyball
Volleyball
Men
Hommes
Quarterfinals
quarts de finale



Match Results

Résultat du match

Match 32

P2

Match Duration: 1h 23m
Spectators: 14000

POL vs RUS
0 3

Teams	Sets	1	2	3	Total
POL	0	17	23	21	61
RUS	3	25	25	25	75
Playing Time		23m	26m	28m	1h 17m

First Referee: LODERUS Frans (NED)

Second Referee: NASR SHAABAN Mohamed (EGY)

POL - Poland

No	C/L	Name	1	2	3	4	5	Pts
1		NOWAKOWSKI Piotr	5	3	4			3
2		WINIARSKI Michal	1	5	6			7
4		KOSOK Grzegorz		18	1			2
5		ZAGUMNY Pawel	15					
6		KUREK Bartosz	4	2	3			8
7		JAROSZ Jakub	18		4			
9		BARTMAN Zbigniew	3	1	2			14
13		KUBIAK Michal						
14		RUCIAK Michal	1	1	1			
15		ZYGADLO Lukasz	6	4	5			1
16	L	IGNACZAK Krzysztof	L	L	L			
18	C	MOZDZONEK Marcin	2	6				2
Coach:		ANASTASI Andrea (ITA)						
Assistant:		GARDINI Andrea (ITA)						

RUS - Russia

No	C/L	Name	1	2	3	4	5	Pts
3		APALIKOV Nikolay	13	5				1
4	C	KHTEY Taras	6	4	8			5
5		GRANKIN Sergey	5	3	3			1
8		TETYUKHIN Sergey	3	1	1			6
9		SOKOLOV Alexander	4					
10		BEREZHKO Yury			13			
12		BUTKO Alexander						
13		MUSERSKIY Dmitriy	1	5	5			12
15		ILINYKH Dmitriy		4	4			5
17		MIKHAYLOV Maxim	2	6	6			13
18		VOLKOV Alexander	4	2	2			9
20	L	OBMOCHAEV Alexey	L	L	L			
Coach:		ALEKNO Vladimir						
Assistant:		BUSATO Sergio (ITA)						

TEAM AND PLAYER PERFORMANCES

Won	Total Atts	No Name	Scoring Skills	Won	Total Atts	No Name
32	71	Total Team		38	71	Total Team
14	30	9 BARTMAN Zbigniew	Spike	10	16	17 MIKHAYLOV Maxim
8	21	6 KUREK Bartosz		7	7	13 MUSERSKIY Dmitriy
4	10	2 WINIARSKI Michal		7	9	18 VOLKOV Alexander
4	35	Total Team	Block	7	34	Total Team
2	5	2 WINIARSKI Michal		3	8	13 MUSERSKIY Dmitriy
1	3	15 ZYGADLO Lukasz		1	3	15 ILINYKH Dmitriy
1	3	18 MOZDZONEK Marcin		1	6	17 MIKHAYLOV Maxim
1	63	Total Team	Serve	7	73	Total Team
1	9	2 WINIARSKI Michal		2	16	17 MIKHAYLOV Maxim
				2	7	13 MUSERSKIY Dmitriy
				1	12	18 VOLKOV Alexander
24		Total Team	Opp Error	23		Total Team
61	169	Total Team	Total	75	178	Total Team
14	47	9 BARTMAN Zbigniew	Best Scorer	13	38	17 MIKHAYLOV Maxim
121 km/h		9 BARTMAN Zbigniew	Fastest Serve	118 km/h		5 GRANKIN Sergey

LEGEND

Atts Attempts
L Libero player
n Starting line-up where n = starting position on court (i.e. positions 1 to 6)
Opp Opponent

C Team Captain
L Substitute libero
nn Substitute where nn = jersey number of out going player
Pts Points scored



Earls Court
Earls Court

WED 8 AUG 2012
14:00
15:19

Volleyball
Volleyball
Men
Hommes
Quarterfinals
quarts de finale



Match Results

Résultat du match

Match 33

P2

Match Duration: 1h 19m
Spectators: 11500

ARG vs BRA
0 3

Teams	Sets	1	2	3	Total
ARG	0	19	17	20	56
BRA	3	25	25	25	75
	Playing Time	25m	24m	24m	1h 13m

First Referee: ZENOVICH Andrey (RUS)

Second Referee: SANTI Simone (ITA)

ARG - Argentina

No	C/L	Name	1	2	3	4	5	Pts
1		ARROYO Gabriel						
2		CASTELLANI Ivan			4			7
5		URIARTE Nicolas	15	3				1
6		POGLAJEN Cristian				9		
7		CONTE Facundo	3	4	2			10
9	C	QUIROGA Rodrigo	6	1	5			7
10		BRUNO Nicolas	9			14		
11		SOLE Sebastian	1	2	3			4
12		PEREYRA Federico	5	6				5
14		CRER Pablo	4	5	6			8
15		de CECCO Luciano	2		1			1
16	L	GONZALEZ Alexis	L	L	L			
Coach:		WEBER Javier						
Assistant:		BARRIAL Juan Manuel						

BRA - Brazil

No	C/L	Name	1	2	3	4	5	Pts
1		REZENDE Bruno	2	2	2			1
4		de SOUZA Wallace	6	5	5			11
5		dos SANTOS JUNIOR Sidnei	4	4	4			12
6		VISSOTTO NEVES Leandro	5					2
7	C	GODOY FILHO Gilberto						
8		ENDRES Murilo	3	3	3			14
10	L	SANTOS Sergio	L	L	L			
11		ALVES Thiago Soares						
14		SANTANA Rodrigo			16			
16		SAATKAMP Lucas	1	1	1			5
17		GARCIA Ricardo						
18		AMARAL Dante	6	6	6			8
Coach:		REZENDE Bernardo						
Assistant:		LEONALDO Roberley						

TEAM AND PLAYER PERFORMANCES

Won	Total Atts	No Name	Scoring Skills	Won	Total Atts	No Name
37	80	Total Team		44	67	Total Team
10	25	7 CONTE Facundo	Spike	12	17	8 ENDRES Murilo
7	10	2 CASTELLANI Ivan		9	14	5 dos SANTOS JUNIOR Sidnei
6	11	14 CRER Pablo		8	14	4 de SOUZA Wallace
5	32	Total Team	Block	7	39	Total Team
2	11	14 CRER Pablo		3	6	4 de SOUZA Wallace
1	3	5 URIARTE Nicolas		2	6	8 ENDRES Murilo
1	7	11 SOLE Sebastian	Serve	1	8	5 dos SANTOS JUNIOR Sidnei
1	58	Total Team		2	73	Total Team
1	7	15 de CECCO Luciano		2	15	5 dos SANTOS JUNIOR Sidnei
13		Total Team	Opp Error	22		Total Team
56	170	Total Team		75	179	Total Team
10	39	7 CONTE Facundo	Best Scorer	14	38	8 ENDRES Murilo
118 km/h		7 CONTE Facundo	Fastest Serve	117 km/h		5 dos SANTOS JUNIOR Sidnei

LEGEND

Atts Attempts
L Libero player
n Starting line-up where n = starting position on court (i.e. positions 1 to 6)
Opp Opponent

C Team Captain
L Substitute libero
nn Substitute where nn = jersey number of out going player
Pts Points scored



Earls Court
Earls Court

WED 8 AUG 2012
16:00
17:36

Volleyball
Volleyball
Men
Hommes
Quarterfinals
quarts de finale



Match Results
Résultat du match

Match 34

P2

Match Duration: 1h 36m
Spectators: 14000

USA vs ITA
0 3

Teams	Sets	1	2	3	Total
USA	0	26	20	20	66
ITA	3	28	25	25	78
	Playing Time	33m	28m	29m	1h 30m

First Referee: WANG Ning (CHN)

Second Referee: KARAMPETSOS Georgios (GRE)

USA - United States

No	C/L	Name	1	2	3	4	5	Pts
1		ANDERSON Matthew	1	1	6			7
2		ROONEY Sean		1	8			1
4		LEE David	2	2	1			7
5	L	LAMBOURNE Richard	L	L	L			
6		LOTMAN Paul						
7		SUXHO Donald	6	6	5			
8		PRIDDY William	4	4	3			8
11		THORNTON Brian						
12		HOLMES Russell	5	5	4			7
13	C	STANLEY Clayton	3	3	2			16
16		McKIENZIE David	4	4	4			
20		SMITH David	7		7			
Coach:		KNIPE Alan						
Assistant:		SPERAW John						

ITA - Italy

No	C/L	Name	1	2	3	4	5	Pts
1		MASTRANGELO Luigi	5	4	5			5
3		PARODI Simone						
6		PAPI Samuele	11		11			
7		LASKO Michal	3	2	3			10
9		ZAYTSEV Ivan	1	6	1			16
10		BONINFANTE Dante	1					
11	C	SAVANI Cristian	4	3	4			19
13		TRAVICA Dragan	6	5	6			6
14		FEI Alessandro	2					1
15		BIRARELLI Emanuele	14	1	2			2
16	L	BARI Andrea	L	L	L			
17	L	GIOVI Andrea	L	L	L			
Coach:		BERRUTO Mauro						
Assistant:		BROGIONI Andrea						

TEAM AND PLAYER PERFORMANCES

Won	Total Atts	No	Name
34	83	Total Team	
12	28	13	STANLEY Clayton
7	22	1	ANDERSON Matthew
5	8	12	HOLMES Russell
10	49	Total Team	
3	9	13	STANLEY Clayton
3	17	4	LEE David
2	10	12	HOLMES Russell
2	67	Total Team	
1	7	8	PRIDDY William
1	11	13	STANLEY Clayton
20		Total Team	
66	199	Total Team	
16	48	13	STANLEY Clayton
117 km/h		13	STANLEY Clayton

Scoring Skills
Spike
Block
Serve
Opp Error
Total
Best Scorer
Fastest Serve

Won	Total Atts	No	Name
42	99	Total Team	
15	28	9	ZAYTSEV Ivan
14	29	11	SAVANI Cristian
7	22	7	LASKO Michal
8	39	Total Team	
3	7	7	LASKO Michal
2	13	1	MASTRANGELO Luigi
1	5	13	TRAVICA Dragan
9	77	Total Team	
4	18	13	TRAVICA Dragan
4	12	11	SAVANI Cristian
1	16	9	ZAYTSEV Ivan
19		Total Team	
78	215	Total Team	
19	45	11	SAVANI Cristian
124 km/h		11	SAVANI Cristian

LEGEND

Atts Attempts
L Libero player
n Starting line-up where n = starting position on court (i.e. positions 1 to 6)
Opp Opponent

C Team Captain
L Substitute libero
nn Substitute where nn = jersey number of out going player
Pts Points scored



Results Table - Preliminary Round
Tableau de résultats - tour préliminaire

As of MON 6 AUG 2012 at 23:32

P4

Pool A				Points per Set					Total Points	Match Duration	Spectators
Match	Date	Teams	Sets	1	2	3	4	5			
1	29 JUL 2012	GBR vs BUL	0 - 3	18 - 25	20 - 25	24 - 26			62 - 76	1h 24m	14.000
3	29 JUL 2012	AUS vs ARG	0 - 3	21 - 25	22 - 25	20 - 25			63 - 75	1h 16m	11.500
5	29 JUL 2012	ITA vs POL	1 - 3	25 - 21	20 - 25	23 - 25	14 - 25		82 - 96	1h 51m	15.000
8	31 JUL 2012	POL vs BUL	1 - 3	22 - 25	27 - 29	25 - 13	23 - 25		97 - 92	2h 03m	11.300
9	31 JUL 2012	ITA vs ARG	3 - 1	25 - 17	21 - 25	25 - 17	25 - 23		96 - 82	1h 55m	12.500
11	31 JUL 2012	GBR vs AUS	0 - 3	15 - 25	18 - 25	20 - 25			53 - 75	1h 21m	14.000
14	2 AUG 2012	AUS vs BUL	0 - 3	23 - 25	21 - 25	22 - 25			66 - 75	1h 25m	12.000
16	2 AUG 2012	POL vs ARG	3 - 0	25 - 18	25 - 20	25 - 16			75 - 54	1h 20m	13.000
18	2 AUG 2012	GBR vs ITA	0 - 3	19 - 25	16 - 25	20 - 25			55 - 75	1h 25m	11.500
20	4 AUG 2012	GBR vs POL	0 - 3	16 - 25	19 - 25	18 - 25			53 - 75	1h 25m	14.900
21	4 AUG 2012	AUS vs ITA	2 - 3	25 - 21	25 - 18	21 - 25	14 - 25	13 - 15	98 - 104	2h 03m	11.500
23	4 AUG 2012	ARG vs BUL	3 - 1	25 - 18	21 - 25	25 - 19	25 - 20		96 - 82	1h 51m	14.500
25	6 AUG 2012	AUS vs POL	3 - 1	25 - 21	25 - 22	18 - 25	25 - 22		93 - 90	1h 58m	12.000
27	6 AUG 2012	ITA vs BUL	0 - 3	30 - 32	20 - 25	19 - 25			69 - 82	1h 33m	14.000
28	6 AUG 2012	GBR vs ARG	0 - 3	18 - 25	18 - 25	15 - 25			51 - 75	1h 22m	13.750

Pool B				Points per Set					Total Points	Match Duration	Spectators
Match	Date	Teams	Sets	1	2	3	4	5			
2	29 JUL 2012	RUS vs GER	3 - 0	31 - 29	25 - 18	25 - 17			81 - 64	1h 32m	12.500
4	29 JUL 2012	USA vs SRB	3 - 0	25 - 17	25 - 22	25 - 21			75 - 60	1h 25m	12.000
6	29 JUL 2012	BRA vs TUN	3 - 0	25 - 17	25 - 21	25 - 18			75 - 56	1h 15m	10.000
7	31 JUL 2012	SRB vs TUN	3 - 1	25 - 15	25 - 21	20 - 25	25 - 18		95 - 79	1h 48m	10.500
10	31 JUL 2012	USA vs GER	3 - 0	25 - 23	25 - 16	25 - 20			75 - 59	1h 29m	13.000
12	31 JUL 2012	BRA vs RUS	3 - 0	25 - 21	25 - 23	25 - 21			75 - 65	1h 29m	14.800
13	2 AUG 2012	SRB vs GER	2 - 3	25 - 22	29 - 27	18 - 25	20 - 25	18 - 20	110 - 119	2h 25m	14.000
15	2 AUG 2012	RUS vs TUN	3 - 0	25 - 21	25 - 15	25 - 23			75 - 59	1h 24m	13.000
17	2 AUG 2012	BRA vs USA	1 - 3	25 - 23	25 - 27	19 - 25	17 - 25		86 - 100	2h 06m	11.500
19	4 AUG 2012	GER vs TUN	3 - 0	25 - 15	25 - 16	25 - 16			75 - 47	1h 13m	11.000
22	4 AUG 2012	RUS vs USA	3 - 2	27 - 29	19 - 25	26 - 24	25 - 16	15 - 8	112 - 102	2h 28m	13.650
24	4 AUG 2012	BRA vs SRB	3 - 2	22 - 25	25 - 15	20 - 25	25 - 22	15 - 9	107 - 96	2h 11m	11.000
26	6 AUG 2012	RUS vs SRB	3 - 0	25 - 15	25 - 20	25 - 17			75 - 52	1h 17m	12.000
29	6 AUG 2012	USA vs TUN	3 - 0	25 - 15	25 - 19	25 - 19			75 - 53	1h 18m	11.000
30	6 AUG 2012	BRA vs GER	3 - 0	25 - 21	25 - 22	25 - 19			75 - 62	1h 31m	12.000

Statistics of	Average match duration	Average spectators	Total spectators
Preliminary Round	1h 38m	12.580	377.400

Pool A																	
Rank	Team	Ranking Points	Matches			Results Details						Sets			Points		
			Played	Won	Lost	3-0	3-1	3-2	2-3	1-3	0-3	Won	Lost	Ratio	Won	Lost	Ratio
1	BUL	12	5	4	1	3	1			1		13	4	3.250	407	390	1.044
2	POL	9	5	3	2	2	1			2		11	7	1.571	433	374	1.158
3	ARG	9	5	3	2	2	1			1	1	10	7	1.429	382	367	1.041
4	ITA	8	5	3	2	1	1	1		1	1	10	9	1.111	426	413	1.031
5	AUS	7	5	2	3	1	1		1		2	8	10	0.800	395	397	0.995
6	GBR	0	5	0	5						5	0	15	0.000	274	376	0.729

Pool B																	
Rank	Team	Ranking Points	Matches			Results Details						Sets			Points		
			Played	Won	Lost	3-0	3-1	3-2	2-3	1-3	0-3	Won	Lost	Ratio	Won	Lost	Ratio
1	USA	13	5	4	1	3	1		1			14	4	3.500	427	370	1.154
2	BRA	11	5	4	1	3		1	1			13	5	2.600	418	379	1.103
3	RUS	11	5	4	1	3		1			1	12	5	2.400	408	352	1.159
4	GER	5	5	2	3	1		1			3	6	11	0.545	379	388	0.977
5	SRB	5	5	1	4		1				2	7	13	0.538	413	455	0.908
6	TUN	0	5	0	5					1	4	1	15	0.067	294	395	0.744

LEGEND

MAX Ratio with no points or sets lost **Ratio** Ratio of points or sets won/lost



Earls Court
Earls Court

SUN 29 JUL 2012
9:30
10:59

Volleyball
Volleyball

Men
Hommes

Preliminary - Pool A
éliminatoires - poule A



Match Results

Résultat du match

Match 1

P2

Match Duration: 1h 29m
Spectators: 14000

GBR vs BUL
0 3

Teams	Sets	1	2	3	Total
GBR	0	18	20	24	62
BUL	3	25	25	26	76
	Playing Time	25m	27m	31m	1h 23m

First Referee: WANG Ning (CHN)

Second Referee: TANO Akihiko (JPN)

GBR - Great Britain

No	C/L	Name	1	2	3	4	5	Pts
1		BAKARE Peter		7				
2	C	PIPES Ben	3	2	4			5
3		BAKARE Oluwadamilola	6	5	1			11
4	L	HUNTER Daniel	L	L	L			
5		PLOTYCZER Mark	4	3	5			16
7		McGIVERN Mark	2	1	3			3
8		HALDANE Jason	2	2	2			1
9		PINK Andrew						
10		FRENCH Nathan	1	6	2			8
11		MILLER Joel						
12		LAMONT Christopher	5	4	6			2
17		O'MALLEY Kieran	3	3	3			
Coach:		BROKING Harry (NED)						
Assistant:		BANKS Joel						

BUL - Bulgaria

No	C/L	Name	1	2	3	4	5	Pts
1		BRATOEV Georgi	6	6	6			2
7		SKRIMOV Todor	4	4	4			14
9		DIMITROV Dobromir						
10		BRATOEV Valentin						
11	C	NIKOLOV Vladimir	3	3	3			14
12		YOSIFOV Viktor	5	5	5			8
13	L	SALPAROV Teodor	L	L	L			
14		TODOROV Teodor						
15		ALEKSIEV Todor	1	1	1			8
17		PENCHEV Nikolay			15			1
18		NIKOLOV Nikolay	2	2	2			10
19		SOKOLOV Tsvetan						
Coach:		NAYDENOV Nayden						
Assistant:		PLACI Camillo (ITA)						

TEAM AND PLAYER PERFORMANCES

Won	Total Atts	No Name	Scoring Skills	Won	Total Atts	No Name
38	98	Total Team		40	81	Total Team
13	34	5 PLOTYCZER Mark	Spike	11	23	11 NIKOLOV Vladimir
10	23	3 BAKARE Oluwadamilola		9	11	18 NIKOLOV Nikolay
7	19	10 FRENCH Nathan		8	18	15 ALEKSIEV Todor
6	26	Total Team	Block	13	37	Total Team
3	6	5 PLOTYCZER Mark		6	11	7 SKRIMOV Todor
1	2	3 BAKARE Oluwadamilola		3	9	12 YOSIFOV Viktor
1	5	12 LAMONT Christopher	2	5	11 NIKOLOV Vladimir	
2	63	Total Team	Serve	4	75	Total Team
1	9	2 PIPES Ben		1	3	17 PENCHEV Nikolay
1	11	7 McGIVERN Mark		1	15	11 NIKOLOV Vladimir
16		Total Team	Opp Error	1	9	1 BRATOEV Georgi
62	187	Total Team		19		Total Team
16	48	5 PLOTYCZER Mark	Total	76	193	Total Team
			Best Scorer	14	44	7 SKRIMOV Todor
106 km/h		2 PIPES Ben	Fastest Serve	111 km/h		11 NIKOLOV Vladimir

LEGEND

Atts Attempts
L Libero player
n Starting line-up where n = starting position on court (i.e. positions 1 to 6)
Opp Opponent

C Team Captain
L Substitute libero
nn Substitute where nn = jersey number of out going player
Pts Points scored



Earls Court
Earls Court

SUN 29 JUL 2012
14:45
16:07

Volleyball
Volleyball

Men
Hommes

Preliminary - Pool A
éliminatoires - poule A



REVISED
29 JUL 17:12

Match Results
Résultat du match

Match 3

P2

Match Duration: 1h 22m
Spectators: 11500

AUS vs ARG
0 3

Teams	Sets	1	2	3	Total
AUS	0	21	22	20	63
ARG	3	25	25	25	75
Playing Time		24m	25m	27m	1h 16m

First Referee: NASR SHAABAN Mohamed (EGY)

Second Referee: RODRIGUEZ Susana (ESP)

AUS - Australia

No	C/L	Name	1	2	3	4	5	Pts
1		ZINGEL Aidan	3	4	3			7
3		ROBERTS Nathan			9			4
5		PASSIER Travis	6	1	6			1
6	C	YUDIN Igor	5	6	5			13
7		PEACOCK Harrison	1	2	1			1
8		GRANT Andrew			5			
9		WHITE Adam	2	3	2			4
12	L	TUTTON Aden	L	L	L			
14		SUKOCHEV Grigory		7	7			
16		SMITH Luke						
18		WILLIAMS Lincoln Alexander						
19		EDGAR Thomas	4	5	4			16
Coach:		URIARTE Jon (ARG)						
Assistant:		ILOTT Dan						

ARG - Argentina

No	C/L	Name	1	2	3	4	5	Pts
1		ARROYO Gabriel	9	12				
2		CASTELLANI Ivan	12		12			
5		URIARTE Nicolas		14				
6		POGLAJEN Cristian						
7		CONTE Facundo	4	4	4			12
9	C	QUIROGA Rodrigo	1	1	1			2
10		BRUNO Nicolas	14	9				
11		SOLE Sebastian	2	2	2			12
12		PEREYRA Federico	6	6	6			8
14		CRER Pablo	5	5	5			11
15		de CECCO Luciano	3	3	3			4
16	L	GONZALEZ Alexis	L	L	L			
Coach:		WEBER Javier						
Assistant:		BARRIAL Juan Manuel						

TEAM AND PLAYER PERFORMANCES

Won	Total Atts	No	Name
37	79	Total Team	
15	27	19	EDGAR Thomas
11	23	6	YUDIN Igor
5	9	1	ZINGEL Aidan
7	40	Total Team	
2	8	6	YUDIN Igor
2	12	1	ZINGEL Aidan
1	1	3	ROBERTS Nathan
2	65	Total Team	
1	3	3	ROBERTS Nathan
1	10	19	EDGAR Thomas
17		Total Team	
63	184	Total Team	
16	45	19	EDGAR Thomas
117 km/h		19	EDGAR Thomas

Scoring Skills
Spike
Block
Serve
Opp Error
Total
Best Scorer
Fastest Serve

Won	Total Atts	No	Name
37	79	Total Team	
9	11	14	CRER Pablo
9	24	7	CONTE Facundo
8	9	11	SOLE Sebastian
9	37	Total Team	
2	6	12	PEREYRA Federico
2	8	14	CRER Pablo
2	5	7	CONTE Facundo
3	73	Total Team	
2	12	11	SOLE Sebastian
1	13	7	CONTE Facundo
26		Total Team	
75	189	Total Team	
12	42	7	CONTE Facundo
119 km/h		7	CONTE Facundo

LEGEND

Atts Attempts
L Libero player
n Starting line-up where n = starting position on court (i.e. positions 1 to 6)
Opp Opponent

C Team Captain
L Substitute libero
nn Substitute where nn = jersey number of out going player
Pts Points scored

New revision produced due to a minor update of player statistics



Earls Court
Earls Court

SUN 29 JUL 2012
20:00
21:51

Volleyball
Volleyball

Men
Hommes

Preliminary - Pool A
éliminatoires - poule A



Match Results

Résultat du match

Match 5

P2

Match Duration: 1h 51m
Spectators: 15000

ITA vs POL
1 3

Teams	Sets	1	2	3	4	Total
ITA	1	25	20	23	14	82
POL	3	21	25	25	25	96
	Playing Time	27m	26m	28m	21m	1h 42m

First Referee: CHOLAKIAN Rolando (ARG)

Second Referee: BJELIC Zorica (SRB)

ITA - Italy

No	C/L	Name	1	2	3	4	5	Pts
1		MASTRANGELO Luigi	5	5	5	2		7
3		PARODI Simone		11		9		1
6		PAPI Samuele	11	9				
7		LASKO Michal	3	3	3	6		14
9		ZAYTSEV Ivan	1	1	1	4		13
10		BONINFANTE Dante						
11	C	SAVANI Cristian	4	4	4	1		15
13		TRAVICA Dragan	6	6	6	3		3
14		FEI Alessandro	2	2	2	5		6
15		BIRARELLI Emanuele			14	14		
16	L	BARI Andrea	L	L	L	L		
17	L	GIOVI Andrea	L	L	L	L		

Coach: BERRUTO Mauro

Assistant: BROGIONI Andrea

POL - Poland

No	C/L	Name	1	2	3	4	5	Pts
1		NOWAKOWSKI Piotr	5	3	2	3		9
2		WINIARSKI Michal	1	5	4	5		13
4		KOSOK Grzegorz						
5		ZAGUMNY Pawel						
6		KUREK Bartosz	4	2	1	2		18
7		JAROSZ Jakub	1	1	1			
9		BARTMAN Zbigniew	3	1	6	1		15
13		KUBIAK Michal						
14		RUCIAK Michal	18	18	18	18		1
15		ZYGADLO Lukasz	6	4	3	4		1
16	L	IGNACZAK Krzysztof	L	L	L	L		1
18	C	MOZDZONEK Marcin	2	6	5	6		8

Coach: ANASTASI Andrea (ITA)

Assistant: GARDINI Andrea (ITA)

TEAM AND PLAYER PERFORMANCES

Won	Total Atts	No	Name
47	103	Total Team	
13	26	11	SAVANI Cristian
13	32	7	LASKO Michal
10	23	9	ZAYTSEV Ivan
6	36	Total Team	
2	4	9	ZAYTSEV Ivan
2	8	1	MASTRANGELO Luigi
1	6	13	TRAVICA Dragan
6	83	Total Team	
2	15	1	MASTRANGELO Luigi
2	16	11	SAVANI Cristian
1	9	9	ZAYTSEV Ivan
23		Total Team	
82	222	Total Team	
15	46	11	SAVANI Cristian
124 km/h		9	ZAYTSEV Ivan

Scoring Skills
Spike
Block
Serve
Opp Error
Total
Best Scorer
Fastest Serve

Won	Total Atts	No	Name
51	95	Total Team	
13	24	6	KUREK Bartosz
13	29	9	BARTMAN Zbigniew
12	21	2	WINIARSKI Michal
8	49	Total Team	
3	15	18	MOZDZONEK Marcin
2	7	6	KUREK Bartosz
2	11	1	NOWAKOWSKI Piotr
7	95	Total Team	
3	18	6	KUREK Bartosz
2	14	9	BARTMAN Zbigniew
1	10	18	MOZDZONEK Marcin
30		Total Team	
96	239	Total Team	
18	49	6	KUREK Bartosz
118 km/h		9	BARTMAN Zbigniew

LEGEND

Atts Attempts
L Libero player
n Starting line-up where n = starting position on court (i.e. positions 1 to 6)
Opp Opponent

C Team Captain
L Substitute libero
nn Substitute where nn = jersey number of out going player
Pts Points scored



Earls Court
Earls Court

TUE 31 JUL 2012
11:40
13:43

Volleyball
Volleyball

Men
Hommes

Preliminary - Pool A
éliminatoires - poule A



Match Results

Résultat du match

Match 8

P2

Match Duration: 2h 03m
Spectators: 11300

POL vs BUL
1 3

Teams	Sets	1	2	3	4	Total
POL	1	22	27	25	23	97
BUL	3	25	29	13	25	92
	Playing Time	26m	34m	23m	31m	1h 54m

First Referee: ZENOVICH Andrey (RUS)

Second Referee: TANO Akihiko (JPN)

POL - Poland

No	C/L	Name	1	2	3	4	5	Pts
1		NOWAKOWSKI Piotr	1	5	5	5		5
2		WINIARSKI Michal	3	1		13		5
4		KOSOK Grzegorz		18	2	2		1
5		ZAGUMNY Pawel	15	6	6	6		4
6		KUREK Bartosz	6	4	4	4		20
7		JAROSZ Jakub	18	9				1
9		BARTMAN Zbigniew	5	3	3	3		21
13		KUBIAK Michal		2	1	1		8
14		RUCIAK Michal	1	1		1		
15		ZYGADLO Lukasz	2					
16	L	IGNACZAK Krzysztof	L	L	L	L		
18	C	MOZDZONEK Marcin	4	2		4		4
Coach:		ANASTASI Andrea (ITA)						
Assistant:		GARDINI Andrea (ITA)						

BUL - Bulgaria

No	C/L	Name	1	2	3	4	5	Pts
1		BRATOEV Georgi	6	6	6	5		3
7		SKRIMOV Todor	4	4	4	3		12
9		DIMITROV Dobromir		14		15		
10		BRATOEV Valentin			7			
11	C	NIKOLOV Vladimir						
12		YOSIFOV Viktor	5	5	5	4		10
13	L	SALPAROV Teodor	L	L	L	L		
14		TODOROV Teodor	2	2	2			7
15		ALEKSIEV Todor	1	1	1	6		7
17		PENCHEV Nikolay	15	15	15			
18		NIKOLOV Nikolay			14	1		2
19		SOKOLOV Tsvetan	3	3	3	2		28
Coach:		NAYDENOV Nayden						
Assistant:		PLACI Camillo (ITA)						

TEAM AND PLAYER PERFORMANCES

Won	Total Atts	No	Name
52	109	Total Team	
15	29	6	KUREK Bartosz
15	36	9	BARTMAN Zbigniew
7	11	13	KUBIAK Michal
10	48	Total Team	
4	10	9	BARTMAN Zbigniew
2	5	6	KUREK Bartosz
1	4	2	WINIARSKI Michal
7	98	Total Team	
3	17	6	KUREK Bartosz
2	15	9	BARTMAN Zbigniew
1	19	5	ZAGUMNY Pawel
28		Total Team	
97	255	Total Team	
21	61	9	BARTMAN Zbigniew
117 km/h		6	KUREK Bartosz

Scoring Skills
Spike
Block
Serve
Opp Error
Total
Best Scorer
Fastest Serve

Won	Total Atts	No	Name
52	107	Total Team	
24	44	19	SOKOLOV Tsvetan
10	24	7	SKRIMOV Todor
6	10	12	YOSIFOV Viktor
8	44	Total Team	
3	15	12	YOSIFOV Viktor
3	6	14	TODOROV Teodor
2	8	15	ALEKSIEV Todor
9	91	Total Team	
4	16	19	SOKOLOV Tsvetan
2	17	1	BRATOEV Georgi
2	15	7	SKRIMOV Todor
23		Total Team	
92	242	Total Team	
28	65	19	SOKOLOV Tsvetan
124 km/h		19	SOKOLOV Tsvetan

LEGEND

Atts Attempts
L Libero player
n Starting line-up where n = starting position on court (i.e. positions 1 to 6)
Opp Opponent

C Team Captain
L Substitute libero
nn Substitute where nn = jersey number of out going player
Pts Points scored



Earls Court
Earls Court

TUE 31 JUL 2012
14:45
16:40

Volleyball
Volleyball

Men
Hommes

Preliminary - Pool A
éliminatoires - poule A



Match Results

Résultat du match

Match 9

P2

Match Duration: 1h 55m
Spectators: 12500

ITA vs ARG
3 1

Teams	Sets	1	2	3	4	Total
ITA	3	25	21	25	25	96
ARG	1	17	25	17	23	82
	Playing Time	25m	28m	25m	28m	1h 46m

First Referee: AL-NAAMA Ibrahim (QAT)

Second Referee: LODERUS Frans (NED)

ITA - Italy								
No	C/L	Name	1	2	3	4	5	Pts
1		MASTRANGELO Luigi	1	6	1	6		10
3		PARODI Simone		11	6	5		10
6		PAPI Samuele						
7		LASKO Michal	5	4	5	4		18
9		ZAYTSEV Ivan	3	2	3	2		17
10		BONINFANTE Dante			3	7		
11	C	SAVANI Cristian	6	5		13		3
13		TRAVICA Dragan	2	1	2	1		3
14		FEI Alessandro	4	3	4	3		10
15		BIRARELLI Emanuele		14				
16	L	BARI Andrea	L	L	L	L		
17	L	GIOVI Andrea	L	L	L	L		
Coach:		BERRUTO Mauro						
Assistant:		BROGIONI Andrea						

ARG - Argentina								
No	C/L	Name	1	2	3	4	5	Pts
1		ARROYO Gabriel						
2		CASTELLANI Ivan		12				1
5		URIARTE Nicolas						
6		POGLAJEN Cristian		9		9	9	2
7		CONTE Facundo	4	4	4	4		14
9	C	QUIROGA Rodrigo	1	1	1	1		10
10		BRUNO Nicolas			9		14	
11		SOLE Sebastian	2	2	2	2		7
12		PEREYRA Federico	6	6	6	6		9
14		CRER Pablo	5	5	5	5		10
15		de CECCO Luciano	3	3	3	3		1
16	L	GONZALEZ Alexis	L	L	L	L		
Coach:		WEBER Javier						
Assistant:		BARRIAL Juan Manuel						

TEAM AND PLAYER PERFORMANCES

Won	Total Atts	No Name
52	115	Total Team
15	25	9 ZAYTSEV Ivan
13	36	7 LASKO Michal
10	22	3 PARODI Simone
14	49	Total Team
5	8	7 LASKO Michal
4	10	1 MASTRANGELO Luigi
2	15	13 TRAVICA Dragan
5	95	Total Team
2	16	14 FEI Alessandro
2	18	1 MASTRANGELO Luigi
1	16	9 ZAYTSEV Ivan
25		Total Team
96	259	Total Team
18	57	7 LASKO Michal
124 km/h		11 SAVANI Cristian

Scoring Skills
Spike
Block
Serve
Opp Error
Total
Best Scorer
Fastest Serve

Won	Total Atts	No Name
42	109	Total Team
12	33	7 CONTE Facundo
9	23	12 PEREYRA Federico
9	18	9 QUIROGA Rodrigo
6	49	Total Team
2	5	7 CONTE Facundo
2	11	14 CRER Pablo
1	11	11 SOLE Sebastian
6	83	Total Team
3	17	14 CRER Pablo
1	14	15 de CECCO Luciano
1	16	11 SOLE Sebastian
28		Total Team
82	241	Total Team
14	50	7 CONTE Facundo
111 km/h		6 POGLAJEN Cristian

LEGEND

Atts Attempts
L Libero player
n Starting line-up where n = starting position on court (i.e. positions 1 to 6)
Opp Opponent

C Team Captain
L Substitute libero
nn Substitute where nn = jersey number of out going player
Pts Points scored



Earls Court
Earls Court

TUE 31 JUL 2012
20:00
21:20

Volleyball

Volleyball

Men

Hommes

Preliminary - Pool A

éliminatoires - poule A



Match Results

Résultat du match

Match 11

P2

Match Duration: 1h 20m

Spectators: 14000

GBR vs AUS

0 3

Teams	Sets	1	2	3	Total
GBR	0	15	18	20	53
AUS	3	25	25	25	75
	Playing Time	22m	25m	27m	1h 14m

First Referee: KARAMPETSOS Georgios (GRE)

Second Referee: ESPICALSKY Rogerio Cezar (BRA)

GBR - Great Britain

No	C/L	Name	1	2	3	4	5	Pts
1		BAKARE Peter			12			
2	C	PIPES Ben	6	4	4			4
3		BAKARE Oluwadamilola	3	1				5
4	L	HUNTER Daniel	L	L	L			
5		PLOTYCZER Mark	1	5	5			3
7		McGIVERN Mark	5	3	3			7
8		HALDANE Jason	2	3	1			3
9		PINK Andrew	5					2
10		FRENCH Nathan	4	2	2			2
11		MILLER Joel			10			3
12		LAMONT Christopher	2	6	6			4
17		O'MALLEY Kieran	3		2			

Coach: BROKING Harry (NED)

Assistant: BANKS Joel

AUS - Australia

No	C/L	Name	1	2	3	4	5	Pts
1		ZINGEL Aidan	4	3	4			8
3		ROBERTS Nathan						
5		PASSIER Travis	1	6	1			4
6	C	YUDIN Igor	6	5	6			10
7		PEACOCK Harrison	2	1	2			
8		GRANT Andrew						
9		WHITE Adam	3	2	3			8
12	L	TUTTON Aden	L	L	L			
14		SUKOCHEV Grigory						
16		SMITH Luke						
18		WILLIAMS Lincoln Alexander						
19		EDGAR Thomas	5	4	5			13

Coach: URIARTE Jon (ARG)

Assistant: ILOTT Dan

TEAM AND PLAYER PERFORMANCES

Won	Total Atts	No	Name
28	73	Total Team	
7	11	7	McGIVERN Mark
4	7	12	LAMONT Christopher
4	13	3	BAKARE Oluwadamilola
4	26	Total Team	
2	3	2	PIPES Ben
1	1	3	BAKARE Oluwadamilola
1	2	11	MILLER Joel
1	55	Total Team	
1	6	2	PIPES Ben
20		Total Team	
53	154	Total Team	

Scoring Skills
Spike
Block
Serve
Opp Error
Total

Won	Total Atts	No	Name
26	56	Total Team	
9	19	19	EDGAR Thomas
7	18	9	WHITE Adam
6	13	6	YUDIN Igor
9	30	Total Team	
3	11	19	EDGAR Thomas
2	2	6	YUDIN Igor
2	11	1	ZINGEL Aidan
8	73	Total Team	
3	16	1	ZINGEL Aidan
2	11	6	YUDIN Igor
1	8	5	PASSIER Travis
32		Total Team	
75	159	Total Team	

7	32	7	McGIVERN Mark
---	----	---	---------------

Best Scorer

13	38	19	EDGAR Thomas
----	----	----	--------------

108 km/h	8	HALDANE Jason
----------	---	---------------

Fastest Serve

113 km/h	6	YUDIN Igor
----------	---	------------

LEGEND

Atts Attempts
L Libero player
n Starting line-up where n = starting position on court (i.e. positions 1 to 6)
Opp Opponent

C Team Captain
L Substitute libero
nn Substitute where nn = jersey number of out going player
Pts Points scored



Earls Court
Earls Court

THU 2 AUG 2012
12:20
13:45

Volleyball
Volleyball

Men
Hommes

Preliminary - Pool A
éliminatoires - poule A



Match Results

Résultat du match

Match 14

P2

Match Duration: 1h 25m
Spectators: 12000

AUS vs BUL
0 3

Teams	Sets	1	2	3	Total
AUS	0	23	21	22	66
BUL	3	25	25	25	75
	Playing Time	27m	26m	26m	1h 19m

First Referee: WANG Ning (CHN)

Second Referee: ZENOVICH Andrey (RUS)

AUS - Australia

No	C/L	Name	1	2	3	4	5	Pts
1		ZINGEL Aidan	4	3	4			8
3		ROBERTS Nathan		9	9			1
5		PASSIER Travis	1	6	1			2
6	C	YUDIN Igor	6	5	6			12
7		PEACOCK Harrison	2	1				1
8		GRANT Andrew						
9		WHITE Adam	3	2	3			7
12	L	TUTTON Aden	L	L	L			
14		SUKOCHEV Grigory		7	2			1
16		SMITH Luke						
18		WILLIAMS Lincoln Alexander						
19		EDGAR Thomas	5	4	5			18
Coach:		URIARTE Jon (ARG)						
Assistant:		ILOTT Dan						

BUL - Bulgaria

No	C/L	Name	1	2	3	4	5	Pts
1		BRATOEV Georgi	3	6	6			5
7		SKRIMOV Todor	1	4	4			6
9		DIMITROV Dobromir		18				
10		BRATOEV Valentin						
11	C	NIKOLOV Vladimir		19	3			9
12		YOSIFOV Viktor	2	5	5			6
13	L	SALPAROV Teodor	L	L	L			
14		TODOROV Teodor						
15		ALEKSIEV Todor	4	1	1			16
17		PENCHEV Nikolay	15	15	15			
18		NIKOLOV Nikolay	5	2	2			4
19		SOKOLOV Tsvetan	6	3				6
Coach:		NAYDENOV Nayden						
Assistant:		PLACI Camillo (ITA)						

TEAM AND PLAYER PERFORMANCES

Won	Total Atts	No	Name
35	90	Total Team	
15	33	19	EDGAR Thomas
8	19	6	YUDIN Igor
5	15	9	WHITE Adam
12	36	Total Team	
4	6	6	YUDIN Igor
3	10	1	ZINGEL Aidan
3	9	19	EDGAR Thomas
3	67	Total Team	
1	13	7	PEACOCK Harrison
1	11	9	WHITE Adam
1	11	1	ZINGEL Aidan
16		Total Team	
66	193	Total Team	
18	52	19	EDGAR Thomas
114 km/h		6	YUDIN Igor

Scoring Skills
Spike
Block
Serve
Opp Error
Total
Best Scorer
Fastest Serve

Won	Total Atts	No	Name
34	81	Total Team	
13	21	15	ALEKSIEV Todor
6	16	7	SKRIMOV Todor
6	14	11	NIKOLOV Vladimir
15	51	Total Team	
4	12	12	YOSIFOV Viktor
3	7	11	NIKOLOV Vladimir
3	6	15	ALEKSIEV Todor
3	74	Total Team	
2	18	1	BRATOEV Georgi
1	9	18	NIKOLOV Nikolay
23		Total Team	
75	206	Total Team	
16	42	15	ALEKSIEV Todor
100 km/h		12	YOSIFOV Viktor

LEGEND

Atts Attempts
L Libero player
n Starting line-up where n = starting position on court (i.e. positions 1 to 6)
Opp Opponent

C Team Captain
L Substitute libero
nn Substitute where nn = jersey number of out going player
Pts Points scored



Earls Court
Earls Court

THU 2 AUG 2012
16:45
18:05

Volleyball
Volleyball

Men
Hommes

Preliminary - Pool A
éliminatoires - poule A



Match Results

Résultat du match

Match 16

P2

Match Duration: 1h 20m
Spectators: 13000

POL vs ARG
3 0

Teams	Sets	1	2	3	Total
POL	3	25	25	25	75
ARG	0	18	20	16	54
	Playing Time	23m	27m	24m	1h 14m

First Referee: KARAMPETSOS Georgios (GRE)

Second Referee: AL-NAAMA Ibrahim (QAT)

POL - Poland

No	C/L	Name	1	2	3	4	5	Pts
1		NOWAKOWSKI Piotr	2	3	2			4
2		WINIARSKI Michal	4	5	4			12
4		KOSOK Grzegorz						
5		ZAGUMNY Pawel						
6		KUREK Bartosz	1	2	1			16
7		JAROSZ Jakub		18	1			1
9		BARTMAN Zbigniew	6	1	6			17
13		KUBIAK Michal						
14		RUCIAK Michal	1	1	18			2
15		ZYGADLO Lukasz	3	4	3			2
16	L	IGNACZAK Krzysztof	L	L	L			
18	C	MOZDZONEK Marcin	5	6	5			6
Coach:		ANASTASI Andrea (ITA)						
Assistant:		GARDINI Andrea (ITA)						

ARG - Argentina

No	C/L	Name	1	2	3	4	5	Pts
1		ARROYO Gabriel						
2		CASTELLANI Ivan						
5		URIARTE Nicolas					15	
6		POGLAJEN Cristian			14	7		
7		CONTE Facundo	4	2	4			7
9	C	QUIROGA Rodrigo	1	5	1			10
10		BRUNO Nicolas	9	9				
11		SOLE Sebastian	2	6	2			4
12		PEREYRA Federico	6	4	6			11
14		CRER Pablo	5	3	5			4
15		de CECCO Luciano	3	1	3			3
16	L	GONZALEZ Alexis	L	L	L			
Coach:		WEBER Javier						
Assistant:		BARRIAL Juan Manuel						

TEAM AND PLAYER PERFORMANCES

Won	Total Atts	No	Name
48	74	Total Team	
15	22	9	BARTMAN Zbigniew
15	24	6	KUREK Bartosz
9	14	2	WINIARSKI Michal
6	31	Total Team	
2	5	2	WINIARSKI Michal
2	9	18	MOZDZONEK Marcin
1	2	15	ZYGADLO Lukasz
6	74	Total Team	
2	5	14	RUCIAK Michal
1	4	7	JAROSZ Jakub
1	12	2	WINIARSKI Michal
15		Total Team	
75	179	Total Team	
17	40	9	BARTMAN Zbigniew
116 km/h		9	BARTMAN Zbigniew

Scoring Skills
Spike
Block
Serve
Opp Error
Total
Best Scorer
Fastest Serve

Won	Total Atts	No	Name
34	79	Total Team	
11	22	12	PEREYRA Federico
10	23	9	QUIROGA Rodrigo
6	20	7	CONTE Facundo
4	33	Total Team	
1	4	7	CONTE Facundo
1	8	11	SOLE Sebastian
1	7	14	CRER Pablo
1	55	Total Team	
1	7	14	CRER Pablo
15		Total Team	
54	167	Total Team	
11	35	12	PEREYRA Federico
116 km/h		12	PEREYRA Federico

LEGEND

Atts Attempts
L Libero player
n Starting line-up where n = starting position on court (i.e. positions 1 to 6)
Opp Opponent

C Team Captain
L Substitute libero
nn Substitute where nn = jersey number of out going player
Pts Points scored



Earls Court
Earls Court

THU 2 AUG 2012
22:30
23:55

Volleyball
Volleyball

Men
Hommes

Preliminary - Pool A
éliminatoires - poule A



Match Results

Résultat du match

Match 18

P2

Match Duration: 1h 25m
Spectators: 11500

GBR vs ITA
0 3

Teams	Sets	1	2	3	Total
GBR	0	19	16	20	55
ITA	3	25	25	25	75
	Playing Time	27m	27m	25m	1h 19m

First Referee: ESPICALSKY Rogerio Cezar (BRA)

Second Referee: NASR SHAABAN Mohamed (EGY)

GBR - Great Britain

No	C/L	Name	1	2	3	4	5	Pts
1		BAKARE Peter	4	6	6			7
2	C	PIPES Ben	2	4	4			2
3		BAKARE Oluwadamilola	2	2	8			2
4	L	HUNTER Daniel	L	L	L			
5		PLOTYCZER Mark	9	10	9			2
7		McGIVERN Mark	1	3	3			7
8		HALDANE Jason	5	1	1			5
9		PINK Andrew	3	5	5			5
10		FRENCH Nathan	6	2	2			1
11		MILLER Joel		9				
12		LAMONT Christopher		1				
17		O'MALLEY Kieran	8	8				
Coach:		BROKING Harry (NED)						
Assistant:		BANKS Joel						

ITA - Italy

No	C/L	Name	1	2	3	4	5	Pts
1		MASTRANGELO Luigi	1	1				4
3		PARODI Simone						
6		PAPI Samuele	11		6			4
7		LASKO Michal	5	5	5			11
9		ZAYTSEV Ivan	3	3	3			13
10		BONINFANTE Dante	1		13			
11	C	SAVANI Cristian	6	6				8
13		TRAVICA Dragan	2	2	2			1
14		FEI Alessandro			4			4
15		BIRARELLI Emanuele	4	4	1			11
16	L	BARI Andrea	L	L	L			
17	L	GIOVI Andrea	L	L	L			
Coach:		BERRUTO Mauro						
Assistant:		BROGIONI Andrea						

TEAM AND PLAYER PERFORMANCES

Won	Total Atts	No	Name
24	62	Total Team	
6	13	1	BAKARE Peter
5	10	9	PINK Andrew
4	13	8	HALDANE Jason
4	23	Total Team	
1	2	8	HALDANE Jason
1	5	1	BAKARE Peter
1	8	2	PIPES Ben
3	58	Total Team	
2	15	7	McGIVERN Mark
1	10	10	FRENCH Nathan
24		Total Team	
55	143	Total Team	
7	23	1	BAKARE Peter
118 km/h		7	McGIVERN Mark

Scoring Skills
Spike
Block
Serve
Opp Error
Total
Best Scorer
Fastest Serve

Won	Total Atts	No	Name
43	84	Total Team	
11	21	9	ZAYTSEV Ivan
10	19	7	LASKO Michal
7	11	15	BIRARELLI Emanuele
6	24	Total Team	
2	7	15	BIRARELLI Emanuele
1	1	6	PAPI Samuele
1	3	11	SAVANI Cristian
7	72	Total Team	
2	13	15	BIRARELLI Emanuele
2	10	11	SAVANI Cristian
1	12	13	TRAVICA Dragan
19		Total Team	
75	180	Total Team	
13	39	9	ZAYTSEV Ivan
127 km/h		11	SAVANI Cristian

LEGEND

Atts Attempts
L Libero player
n Starting line-up where n = starting position on court (i.e. positions 1 to 6)
Opp Opponent

C Team Captain
L Substitute libero
nn Substitute where nn = jersey number of out going player
Pts Points scored



Earls Court
Earls Court

SAT 4 AUG 2012
11:30
12:55

Volleyball
Volleyball

Men
Hommes

Preliminary - Pool A
éliminatoires - poule A



Match Results

Résultat du match

Match 20

P2

Match Duration: 1h 25m
Spectators: 14900

GBR vs POL
0 3

Teams	Sets	1	2	3	Total
GBR	0	16	19	18	53
POL	3	25	25	25	75
	Playing Time	24m	28m	27m	1h 19m

First Referee: AL-NAAMA Ibrahim (QAT)

Second Referee: KARAMPETSOS Georgios (GRE)

GBR - Great Britain

No	C/L	Name	1	2	3	4	5	Pts
1		BAKARE Peter	5		12			
2	C	PIPES Ben	3	1	2			1
3		BAKARE Oluwadamilola	8	4	5			14
4	L	HUNTER Daniel	L	L	L			
5		PLOTYCZER Mark	4	2	3			8
7		McGIVERN Mark	2	6	1			3
8		HALDANE Jason	6	12	10			3
9		PINK Andrew		10	5			
10		FRENCH Nathan	1	5	6			2
11		MILLER Joel		3				1
12		LAMONT Christopher	1	3	4			
17		O'MALLEY Kieran						
Coach:		BROKING Harry (NED)						
Assistant:		BANKS Joel						

POL - Poland

No	C/L	Name	1	2	3	4	5	Pts
1		NOWAKOWSKI Piotr						
2		WINIARSKI Michal	1	1				
4		KOSOK Grzegorz	5	5	5			7
5		ZAGUMNY Pawel						
6		KUREK Bartosz	4	4	4			16
7		JAROSZ Jakub	4		18			
9		BARTMAN Zbigniew	3	3	3			20
13		KUBIAK Michal		2	1			6
14		RUCIAK Michal	18	18	4			
15		ZYGADLO Lukasz	6	6	6			2
16	L	IGNACZAK Krzysztof	L	L	L			
18	C	MOZDZONEK Marcin	2	2	2			3
Coach:		ANASTASI Andrea (ITA)						
Assistant:		GARDINI Andrea (ITA)						

TEAM AND PLAYER PERFORMANCES

Won	Total Atts	No	Name
29	76	Total Team	
13	33	3	BAKARE Oluwadamilola
7	16	5	PLOTYCZER Mark
3	8	8	HALDANE Jason
	20	Total Team	
3	54	Total Team	
1	8	7	McGIVERN Mark
1	6	3	BAKARE Oluwadamilola
1	12	5	PLOTYCZER Mark
21		Total Team	
53	150	Total Team	
14	42	3	BAKARE Oluwadamilola
112 km/h		5	PLOTYCZER Mark

Scoring Skills
Spike
Block
Serve
Opp Error
Total
Best Scorer
Fastest Serve

Won	Total Atts	No	Name
40	66	Total Team	
18	23	9	BARTMAN Zbigniew
12	25	6	KUREK Bartosz
4	6	4	KOSOK Grzegorz
9	36	Total Team	
3	8	4	KOSOK Grzegorz
2	5	15	ZYGADLO Lukasz
1	5	18	MOZDZONEK Marcin
5	74	Total Team	
3	15	6	KUREK Bartosz
1	20	9	BARTMAN Zbigniew
1	9	13	KUBIAK Michal
21		Total Team	
75	176	Total Team	
20	48	9	BARTMAN Zbigniew
117 km/h		9	BARTMAN Zbigniew

LEGEND

Atts Attempts
L Libero player
n Starting line-up where n = starting position on court (i.e. positions 1 to 6)
Opp Opponent

C Team Captain
L Substitute libero
nn Substitute where nn = jersey number of out going player
Pts Points scored



Earls Court
Earls Court

SAT 4 AUG 2012
14:45
16:48

Volleyball
Volleyball

Men
Hommes

Preliminary - Pool A
éliminatoires - poule A



Match Results

Résultat du match

Match 21

P2

Match Duration: 2h 03m
Spectators: 11500

AUS vs ITA
2 3

Teams	Sets	1	2	3	4	5	Total
AUS	2	25	25	21	14	13	98
ITA	3	21	18	25	25	15	104
	Playing Time	23m	25m	26m	22m	15m	1h 51m

First Referee: ZENOVICH Andrey (RUS)

Second Referee: ESPICALSKY Rogerio Cezar (BRA)

AUS - Australia

No	C/L	Name	1	2	3	4	5	Pts
1		ZINGEL Aidan	4	3	4	3	5	15
3		ROBERTS Nathan				6	6	2
5		PASSIER Travis	1	6	1	6	2	12
6	C	YUDIN Igor	6	5	6	5	1	11
7		PEACOCK Harrison	2	1	2	1	3	2
8		GRANT Andrew						
9		WHITE Adam	3	2	3	2	4	12
12	L	TUTTON Aden	L	L	L	L	L	
14		SUKOCHEV Grigory			19	7		
16		SMITH Luke			7	9		1
18		WILLIAMS Lincoln Alexander						
19		EDGAR Thomas	5	4	5	4	6	18
Coach:		URIARTE Jon (ARG)						
Assistant:		ILOTT Dan						

ITA - Italy

No	C/L	Name	1	2	3	4	5	Pts
1		MASTRANGELO Luigi	4	1	5	4	5	11
3		PARODI Simone		9				1
6		PAPI Samuele	11				11	
7		LASKO Michal	2	5	3	2	3	25
9		ZAYTSEV Ivan	6	3	1	6	1	8
10		BONINFANTE Dante	1	13				
11	C	SAVANI Cristian	3	6	4	3	4	17
13		TRAVICA Dragan	5	2	6	5	6	5
14		FEI Alessandro	1	4	2	1	2	12
15		BIRARELLI Emanuele				14		
16	L	BARI Andrea	L	L	L	L	L	
17	L	GIOVI Andrea	L	L	L	L	L	
Coach:		BERRUTO Mauro						
Assistant:		BROGIONI Andrea						

TEAM AND PLAYER PERFORMANCES

Won	Total Atts	No	Name
49	116	Total Team	
13	39	19	EDGAR Thomas
10	27	9	WHITE Adam
9	11	1	ZINGEL Aidan
19	57	Total Team	
6	18	1	ZINGEL Aidan
5	12	5	PASSIER Travis
3	6	6	YUDIN Igor
5	98	Total Team	
2	18	19	EDGAR Thomas
2	13	5	PASSIER Travis
1	20	9	WHITE Adam
25		Total Team	
98	271	Total Team	
18	68	19	EDGAR Thomas
116 km/h		19	EDGAR Thomas

Scoring Skills
Spike
Block
Serve
Opp Error
Total
Best Scorer
Fastest Serve

Won	Total Atts	No	Name
59	125	Total Team	
21	40	7	LASKO Michal
14	29	11	SAVANI Cristian
9	13	1	MASTRANGELO Luigi
12	51	Total Team	
6	11	14	FEI Alessandro
2	7	1	MASTRANGELO Luigi
2	7	9	ZAYTSEV Ivan
8	104	Total Team	
3	20	11	SAVANI Cristian
2	19	7	LASKO Michal
2	17	9	ZAYTSEV Ivan
25		Total Team	
104	280	Total Team	
25	67	7	LASKO Michal
125 km/h		11	SAVANI Cristian

LEGEND

Atts Attempts
L Libero player
n Starting line-up where n = starting position on court (i.e. positions 1 to 6)
Opp Opponent

C Team Captain
L Substitute libero
nn Substitute where nn = jersey number of out going player
Pts Points scored



Earls Court
Earls Court

SAT 4 AUG 2012
20:30
22:21

Volleyball
Volleyball

Men
Hommes

Preliminary - Pool A
éliminatoires - poule A



Match Results

Résultat du match

Match 23

P2

Match Duration: 1h 51m
Spectators: 14500

ARG vs BUL
3 1

Teams	Sets	1	2	3	4	Total
ARG	3	25	21	25	25	96
BUL	1	18	25	19	20	82
	Playing Time	23m	27m	25m	27m	1h 42m

First Referee: LODERUS Frans (NED)

Second Referee: TANO Akihiko (JPN)

ARG - Argentina

No	C/L	Name	1	2	3	4	5	Pts
1		ARROYO Gabriel						
2		CASTELLANI Ivan		9	15	12		
5		URIARTE Nicolas						
6		POGLAJEN Cristian		12				
7		CONTE Facundo	2	2	4	3		15
9	C	QUIROGA Rodrigo	5	5	1	6		17
10		BRUNO Nicolas						
11		SOLE Sebastian	6	6	2	1		10
12		PEREYRA Federico	4	4	6	5		17
14		CRER Pablo	3	3	5	4		6
15		de CECCO Luciano	1	1	3	2		6
16	L	GONZALEZ Alexis	L	L	L	L		

Coach: WEBER Javier
Assistant: BARRIAL Juan Manuel

BUL - Bulgaria

No	C/L	Name	1	2	3	4	5	Pts
1		BRATOEV Georgi	5	5	4	6		3
7		SKRIMOV Todor	3	3	2			11
9		DIMITROV Dobromir				14		
10		BRATOEV Valentin				4		1
11	C	NIKOLOV Vladimir	2					2
12		YOSIFOV Viktor	4	4	3	5		4
13	L	SALPAROV Teodor	L	L	L	L		
14		TODOROV Teodor	18	1	6	2		5
15		ALEKSIEV Todor	6	6	5	1		15
17		PENCHEV Nikolay	15		15			
18		NIKOLOV Nikolay	1			12		1
19		SOKOLOV Tsvetan	11	2	1	3		25

Coach: NAYDENOV Nayden
Assistant: PLACI Camillo (ITA)

TEAM AND PLAYER PERFORMANCES

Won	Total Atts	No	Name
52	92	Total Team	
15	26	12	PEREYRA Federico
14	25	7	CONTE Facundo
12	22	9	QUIROGA Rodrigo
8	52	Total Team	
3	13	11	SOLE Sebastian
2	15	14	CRER Pablo
2	6	15	de CECCO Luciano
11	95	Total Team	
5	16	9	QUIROGA Rodrigo
3	24	11	SOLE Sebastian
1	15	15	de CECCO Luciano
25		Total Team	
96	239	Total Team	
17	45	9	QUIROGA Rodrigo
110 km/h		12	PEREYRA Federico

Scoring Skills
Spike
Block
Serve
Opp Error
Total
Best Scorer
Fastest Serve

Won	Total Atts	No	Name
57	100	Total Team	
21	36	19	SOKOLOV Tsvetan
15	20	15	ALEKSIEV Todor
9	17	7	SKRIMOV Todor
5	35	Total Team	
2	8	14	TODOROV Teodor
1	3	19	SOKOLOV Tsvetan
1	5	1	BRATOEV Georgi
5	83	Total Team	
3	16	19	SOKOLOV Tsvetan
1	12	7	SKRIMOV Todor
1	5	10	BRATOEV Valentin
15		Total Team	
82	218	Total Team	
25	55	19	SOKOLOV Tsvetan
126 km/h		19	SOKOLOV Tsvetan

LEGEND

Atts Attempts
L Libero player
n Starting line-up where n = starting position on court (i.e. positions 1 to 6)
Opp Opponent

C Team Captain
L Substitute libero
nn Substitute where nn = jersey number of out going player
Pts Points scored



Earls Court
Earls Court

MON 6 AUG 2012
9:30
11:27

Volleyball
Volleyball

Men
Hommes

Preliminary - Pool A
éliminatoires - poule A



Match Results

Résultat du match

Match 25

P2

Match Duration: 1h 57m
Spectators: 12000

AUS vs POL
3 1

Teams	Sets	1	2	3	4	Total
AUS	3	25	25	18	25	93
POL	1	21	22	25	22	90
	Playing Time	26m	30m	24m	28m	1h 48m

First Referee: ESPICALSKY Rogerio Cezar (BRA)

Second Referee: ZENOVICH Andrey (RUS)

AUS - Australia

No	C/L	Name	1	2	3	4	5	Pts
1		ZINGEL Aidan	4	4	4	4		8
3		ROBERTS Nathan	3	3	3	3		18
5		PASSIER Travis	1	1	1	1		6
6	C	YUDIN Igor						
7		PEACOCK Harrison	5	5	5	5		2
8		GRANT Andrew						
9		WHITE Adam	6	6	6	6		10
12	L	TUTTON Aden	L	L	L	L		
14		SUKOCHEV Grigory			19			
16		SMITH Luke				3		
18		WILLIAMS Lincoln Alexander			7			1
19		EDGAR Thomas	2	2	2	2		26
Coach:		URIARTE Jon (ARG)						
Assistant:		ILOTT Dan						

POL - Poland

No	C/L	Name	1	2	3	4	5	Pts
1		NOWAKOWSKI Piotr	5	2				7
2		WINIARSKI Michal	1		5	5		9
4		KOSOK Grzegorz		1	3	3		9
5		ZAGUMNY Pawel		15				
6		KUREK Bartosz	4	1	2	2		14
7		JAROSZ Jakub		9	1	1		14
9		BARTMAN Zbigniew	3	6		7		7
13		KUBIAK Michal	2	4		2		1
14		RUCIAK Michal	18			18		
15		ZYGADLO Lukasz	6	3	4	4		1
16	L	IGNACZAK Krzysztof	L	L	L	L		
18	C	MOZDZONEK Marcin	2	5	6	6		6
Coach:		ANASTASI Andrea (ITA)						
Assistant:		GARDINI Andrea (ITA)						

TEAM AND PLAYER PERFORMANCES

Won	Total Atts	No	Name
54	115	Total Team	
22	50	19	EDGAR Thomas
15	31	3	ROBERTS Nathan
8	17	9	WHITE Adam
11	45	Total Team	
4	13	19	EDGAR Thomas
3	13	1	ZINGEL Aidan
2	8	5	PASSIER Travis
6	92	Total Team	
2	20	9	WHITE Adam
2	18	3	ROBERTS Nathan
1	10	7	PEACOCK Harrison
22		Total Team	
93	252	Total Team	
26	76	19	EDGAR Thomas
109 km/h		9	WHITE Adam

Scoring Skills
Spike
Block
Serve
Opp Error
Total
Best Scorer
Fastest Serve

Won	Total Atts	No	Name
54	125	Total Team	
13	32	6	KUREK Bartosz
11	23	7	JAROSZ Jakub
7	11	1	NOWAKOWSKI Piotr
9	50	Total Team	
3	5	2	WINIARSKI Michal
3	7	4	KOSOK Grzegorz
1	5	15	ZYGADLO Lukasz
5	91	Total Team	
3	12	7	JAROSZ Jakub
1	10	4	KOSOK Grzegorz
1	6	9	BARTMAN Zbigniew
22		Total Team	
90	266	Total Team	
14	54	6	KUREK Bartosz
119 km/h		7	JAROSZ Jakub

LEGEND

Atts Attempts
L Libero player
n Starting line-up where n = starting position on court (i.e. positions 1 to 6)
Opp Opponent

C Team Captain
L Substitute libero
nn Substitute where nn = jersey number of out going player
Pts Points scored



Earls Court
Earls Court

MON 6 AUG 2012
14:45
16:17

Volleyball
Volleyball

Men
Hommes

Preliminary - Pool A
éliminatoires - poule A



Match Results

Résultat du match

Match 27

P2

Match Duration: 1h 32m
Spectators: 14000

ITA vs BUL
0 3

Teams	Sets	1	2	3	Total
ITA	0	30	20	19	69
BUL	3	32	25	25	82
	Playing Time	36m	25m	25m	1h 26m

First Referee: TANO Akihiko (JPN)

Second Referee: HOBOR Bela (HUN)

ITA - Italy

No	C/L	Name	1	2	3	4	5	Pts
1		MASTRANGELO Luigi	4	3	5			4
3		PARODI Simone	11					
6		PAPI Samuele	9	11	11			
7		LASKO Michal	2	1	3			14
9		ZAYTSEV Ivan	6	5	1			15
10		BONINFANTE Dante	1					
11	C	SAVANI Cristian	3	2	4			6
13		TRAVICA Dragan	5	4	6			3
14		FEI Alessandro	1	6				5
15		BIRARELLI Emanuele		14	2			
16	L	BARI Andrea	L	L	L			
17	L	GIOVI Andrea	L	L	L			

Coach: BERRUTO Mauro

Assistant: BROGIONI Andrea

BUL - Bulgaria

No	C/L	Name	1	2	3	4	5	Pts
1		BRATOEV Georgi	6	6	6			2
7		SKRIMOV Todor	4	4	4			9
9		DIMITROV Dobromir	18		12			
10		BRATOEV Valentin						
11	C	NIKOLOV Vladimir						
12		YOSIFOV Viktor	5	5	5			10
13	L	SALPAROV Teodor	L	L	L			
14		TODOROV Teodor	7					
15		ALEKSIEV Todor	1	1	1			13
17		PENCHEV Nikolay						
18		NIKOLOV Nikolay	2	2	2			5
19		SOKOLOV Tsvetan	3	3	3			21

Coach: NAYDENOV Nayden

Assistant: PLACI Camillo (ITA)

TEAM AND PLAYER PERFORMANCES

Won	Total Atts	No	Name
40	83	Total Team	
14	30	9	ZAYTSEV Ivan
13	25	7	LASKO Michal
5	12	11	SAVANI Cristian
5	31	Total Team	
2	7	1	MASTRANGELO Luigi
1	5	14	FEI Alessandro
1	4	9	ZAYTSEV Ivan
2	70	Total Team	
1	10	13	TRAVICA Dragan
1	19	7	LASKO Michal
22		Total Team	
69	184	Total Team	

Scoring Skills
Spike
Block
Serve
Opp Error
Total

Won	Total Atts	No	Name
45	78	Total Team	
17	32	19	SOKOLOV Tsvetan
13	24	15	ALEKSIEV Todor
7	12	7	SKRIMOV Todor
9	39	Total Team	
4	9	12	YOSIFOV Viktor
2	4	1	BRATOEV Georgi
2	5	19	SOKOLOV Tsvetan
6	81	Total Team	
2	15	18	NIKOLOV Nikolay
2	17	19	SOKOLOV Tsvetan
1	12	7	SKRIMOV Todor
22		Total Team	
82	198	Total Team	

15	42	9	ZAYTSEV Ivan
----	----	---	--------------

Best Scorer

21	54	19	SOKOLOV Tsvetan
----	----	----	-----------------

123 km/h	1	MASTRANGELO Luigi
----------	---	-------------------

Fastest Serve

122 km/h	19	SOKOLOV Tsvetan
----------	----	-----------------

LEGEND

Atts Attempts
L Libero player
n Starting line-up where n = starting position on court (i.e. positions 1 to 6)
Opp Opponent

C Team Captain
L Substitute libero
nn Substitute where nn = jersey number of out going player
Pts Points scored



Earls Court
Earls Court

MON 6 AUG 2012
16:45
18:06

Volleyball
Volleyball

Men
Hommes

Preliminary - Pool A
éliminatoires - poule A



Match Results

Résultat du match

Match 28

P2

Match Duration: 1h 21m
Spectators: 13750

GBR vs ARG
0 3

Teams	Sets	1	2	3	Total
GBR	0	18	18	15	51
ARG	3	25	25	25	75
	Playing Time	25m	26m	24m	1h 15m

First Referee: CESPEDES LASSI Denny (DOM)

Second Referee: BJELIC Zorica (SRB)

GBR - Great Britain									
No	C/L	Name	1	2	3	4	5	Pts	
1		BAKARE Peter	4						
2	C	PIPES Ben	2	3	3			1	
3		BAKARE Oluwadamilola	5	6	1			14	
4	L	HUNTER Daniel	L	L	L				
5		PLOTYCZER Mark	3		9				
7		McGIVERN Mark	1	2	3			5	
8		HALDANE Jason	2					1	
9		PINK Andrew	5	4	5			7	
10		FRENCH Nathan	6	1				2	
11		MILLER Joel		10	2			4	
12		LAMONT Christopher	1	5	6			4	
17		O'MALLEY Kieran	3	2	4			1	
Coach:		BROKING Harry (NED)							
Assistant:		BANKS Joel							

ARG - Argentina									
No	C/L	Name	1	2	3	4	5	Pts	
1		ARROYO Gabriel			14			1	
2		CASTELLANI Ivan	15	15	15			5	
5		URIARTE Nicolas	12	12	12				
6		POGLAJEN Cristian	11		9				
7		CONTE Facundo	3	3	4			15	
9	C	QUIROGA Rodrigo	6	6	1			8	
10		BRUNO Nicolas		9					
11		SOLE Sebastian	1	1	2			5	
12		PEREYRA Federico	5	5	6			8	
14		CRER Pablo	4	4	5			7	
15		de CECCO Luciano	2	2	3			1	
16	L	GONZALEZ Alexis	L	L	L				
Coach:		WEBER Javier							
Assistant:		BARRIAL Juan Manuel							

TEAM AND PLAYER PERFORMANCES

Won	Total Atts	No	Name
33	79	Total Team	
13	21	3	BAKARE Oluwadamilola
7	22	9	PINK Andrew
4	9	11	MILLER Joel
5	24	Total Team	
1	2	2	PIPES Ben
1	4	7	McGIVERN Mark
1	2	17	O'MALLEY Kieran
1	53	Total Team	
1	15	7	McGIVERN Mark
12		Total Team	
51	156	Total Team	
14	29	3	BAKARE Oluwadamilola
111 km/h		8	HALDANE Jason

Scoring Skills
Spike
Block
Serve
Opp Error
Total
Best Scorer
Fastest Serve

Won	Total Atts	No	Name
41	65	Total Team	
13	20	7	CONTE Facundo
7	11	9	QUIROGA Rodrigo
7	14	12	PEREYRA Federico
5	33	Total Team	
1	3	11	SOLE Sebastian
1	9	14	CRER Pablo
1	5	12	PEREYRA Federico
4	72	Total Team	
2	15	7	CONTE Facundo
1	9	14	CRER Pablo
1	14	11	SOLE Sebastian
25		Total Team	
75	170	Total Team	
15	41	7	CONTE Facundo
108 km/h		6	POGLAJEN Cristian

LEGEND

Atts Attempts
L Libero player
n Starting line-up where n = starting position on court (i.e. positions 1 to 6)
Opp Opponent

C Team Captain
L Substitute libero
nn Substitute where nn = jersey number of out going player
Pts Points scored



Earls Court
Earls Court

SUN 29 JUL 2012
11:30
13:07

Volleyball
Volleyball

Men
Hommes

Preliminary - Pool B
éliminatoires - poule B



Match Results

Résultat du match

Match 2

P2

Match Duration: 1h 37m
Spectators: 12500

RUS vs GER
3 0

Teams	Sets	1	2	3	Total
RUS	3	31	25	25	81
GER	0	29	18	17	64
	Playing Time	37m	26m	28m	1h 31m

First Referee: SANTI Simone (ITA)

Second Referee: LODERUS Frans (NED)

RUS - Russia

No	C/L	Name	1	2	3	4	5	Pts
3		APALIKOV Nikolay						
4	C	KHTEY Taras	6	1	6			11
5		GRANKIN Sergey			13			
8		TETYUKHIN Sergey	3	4	3			7
9		SOKOLOV Alexander	4	4	4			
10		BEREZHKO Yury						
12		BUTKO Alexander	5	6	5			2
13		MUSERSKIY Dmitriy	1	2	1			8
15		ILINYKH Dmitriy	8		8			1
17		MIKHAYLOV Maxim	2	3	2			21
18		VOLKOV Alexander	4	5	4			13
20	L	OBMOCHAEV Alexey	L	L	L			

Coach: ALEKNO Vladimir

Assistant: BUSATO Sergio (ITA)

GER - Germany

No	C/L	Name	1	2	3	4	5	Pts
1		POPP Marcus	4	4	4			6
2	L	STEUERWALD Markus	L	L	L			
3		SCHWARZ Sebastian		1				1
4		TISCHER Simon	6	10	6			3
5	C	ANDRAE Bjorn						
6		KALIBERDA Denys	1	1	1			6
8		BOHME Marcus	5	5	5			8
9		GROZER Gyorgy	3	11	3			10
10		SCHOPS Jochen	4	3	1			10
11		KAMPA Lukas	9	6				2
13		DUNNES Christian	1					
15		GUNTHOR Max	2	2	2			3

Coach: HEYNEN Vital (BEL)

Assistant: BERGMANN Ralph

TEAM AND PLAYER PERFORMANCES

Won	Total Atts	No	Name
47	94	Total Team	
20	31	17	MIKHAYLOV Maxim
10	14	18	VOLKOV Alexander
9	17	4	KHTEY Taras
11	41	Total Team	
5	9	13	MUSERSKIY Dmitriy
2	10	12	BUTKO Alexander
2	4	4	KHTEY Taras
5	79	Total Team	
2	22	18	VOLKOV Alexander
2	12	8	TETYUKHIN Sergey
1	13	17	MIKHAYLOV Maxim
18		Total Team	
81	214	Total Team	
21	49	17	MIKHAYLOV Maxim
113 km/h		8	TETYUKHIN Sergey

Scoring Skills
Spike
Block
Serve
Opp Error
Total
Best Scorer
Fastest Serve

Won	Total Atts	No	Name
39	101	Total Team	
9	19	10	SCHOPS Jochen
8	22	9	GROZER Gyorgy
6	8	8	BOHME Marcus
9	39	Total Team	
2	4	9	GROZER Gyorgy
2	6	11	KAMPA Lukas
1	1	3	SCHWARZ Sebastian
1	66	Total Team	
1	9	8	BOHME Marcus
15		Total Team	
64	206	Total Team	
10	33	9	GROZER Gyorgy
127 km/h		9	GROZER Gyorgy

LEGEND

Atts Attempts
L Libero player
n Starting line-up where n = starting position on court (i.e. positions 1 to 6)
Opp Opponent

C Team Captain
L Substitute libero
nn Substitute where nn = jersey number of out going player
Pts Points scored



Earls Court
Earls Court

SUN 29 JUL 2012
16:45
18:15

Volleyball
Volleyball

Men
Hommes

Preliminary - Pool B
éliminatoires - poule B



Match Results

Résultat du match

Match 4

P2

Match Duration: 1h 30m
Spectators: 12000

USA vs SRB
3 0

Teams	Sets	1	2	3	Total
USA	3	25	25	25	75
SRB	0	17	22	21	60
	Playing Time	26m	29m	29m	1h 24m

First Referee: HOBOR Bela (HUN)

Second Referee: CESPEDES LASSI Denny (DOM)

USA - United States

No	C/L	Name	1	2	3	4	5	Pts
1		ANDERSON Matthew	6	6	6			18
2		ROONEY Sean						
4		LEE David	1	1	1			7
5	L	LAMBOURNE Richard	L	L	L			1
6		LOTMAN Paul	12					
7		SUXHO Donald	5	5	5			2
8		PRIDDY William	3	3	3			9
11		THORNTON Brian						
12		HOLMES Russell	4	4	4			6
13	C	STANLEY Clayton	2	2	2			13
16		McKIENZIE David						
20		SMITH David	7					
Coach:		KNIPE Alan						
Assistant:		SPERAW John						

SRB - Serbia

No	C/L	Name	1	2	3	4	5	Pts
1		KOVACEVIC Nikola	4	3	4			2
2		KOVACEVIC Uros			1			4
4	C	JANIC Bojan		1	10			1
5		PETKOVIC Vlado	6	5	6			1
7		STANKOVIC Dragan	2	1	2			5
10		NIKIC Milos	1	6	1			10
11		MITIC Mihajlo	5	5	5			1
12		RASIC Milan		7				
14		ATANASIJEVIC Aleksandar	15	15	3			12
15		STAROVIC Sasa	3	2				1
18		PODRASCANIN Marko	5	4	5			13
19	L	ROSIC Nikola	L	L	L			
Coach:		KOLAKOVIC Igor (MNE)						
Assistant:		BULATOVIC Zeljko						

TEAM AND PLAYER PERFORMANCES

Won	Total Atts	No	Name	Scoring Skills	Won	Total Atts	No	Name
35	75	Total Team		Spike	34	87	Total Team	
16	23	1	ANDERSON Matthew		11	22	14	ATANASIJEVIC Aleksandar
9	23	13	STANLEY Clayton		9	20	10	NIKIC Milos
4	10	8	PRIDDY William	4	7	18	PODRASCANIN Marko	
16	52	Total Team		Block	11	31	Total Team	
4	9	13	STANLEY Clayton		7	12	18	PODRASCANIN Marko
3	14	4	LEE David		1	1	4	JANIC Bojan
3	8	8	PRIDDY William	1	2	5	PETKOVIC Vlado	
5	74	Total Team		Serve	5	61	Total Team	
2	13	4	LEE David		2	11	18	PODRASCANIN Marko
2	12	8	PRIDDY William		1	10	7	STANKOVIC Dragan
1	17	7	SUXHO Donald	1	7	14	ATANASIJEVIC Aleksandar	
19		Total Team		Opp Error	10		Total Team	
75	201	Total Team			60	179	Total Team	
18	34	1	ANDERSON Matthew	Best Scorer	13	30	18	PODRASCANIN Marko
118 km/h		13	STANLEY Clayton	Fastest Serve	120 km/h		5	PETKOVIC Vlado

LEGEND

Atts Attempts
L Libero player
n Starting line-up where n = starting position on court (i.e. positions 1 to 6)
Opp Opponent

C Team Captain
L Substitute libero
nn Substitute where nn = jersey number of out going player
Pts Points scored



Earls Court
Earls Court

SUN 29 JUL 2012
22:20
23:41

Volleyball
Volleyball

Men
Hommes

Preliminary - Pool B
éliminatoires - poule B



Match Results

Résultat du match

Match 6

P2

Match Duration: 1h 21m
Spectators: 10000

BRA vs TUN
3 0

Teams	Sets	1	2	3	Total
BRA	3	25	25	25	75
TUN	0	17	21	18	56
	Playing Time	23m	27m	25m	1h 15m

First Referee: AL-NAAMA Ibrahim (QAT)

Second Referee: McDOUGALL Brian (GBR)

BRA - Brazil						
No	C/L	Name	1	2	3	4 5 Pts
1		REZENDE Bruno	2	1	2	2
4		de SOUZA Wallace	1	1	5	8
5		dos SANTOS JUNIOR Sidnei	4	3		5
6		VISSOTTO NEVES Leandro	5	4		5
7	C	GODOY FILHO Gilberto		18	6	4
8		ENDRES Murilo	3	2	3	9
10	L	SANTOS Sergio	L	L	L	
11		ALVES Thiago Soares			8	1
14		SANTANA Rodrigo			4	3
16		SAATKAMP Lucas	1	6	1	9
17		GARCIA Ricardo	6	6	1	
18		AMARAL Dante	6	5		6
Coach:		REZENDE Bernardo				
Assistant:		LEONALDO Roberley				

TUN - Tunisia						
No	C/L	Name	1	2	3	4 5 Pts
2		KADHI Ahmed	3			
3		M'RABET Marouane				
7		KARAMOSLY Elyes	2	3	2	9
8		BEN SLIMANE Mohamed	1	16	1	
10		NAGGA Hamza	8	15	8	6
11		MOALLA Ismail			7	
12	L	TAOUERGHY Anouer	L	L	L	
13	C	HFAIEDH Noureddine	5	6	5	2
14		BEN HASSINE Bilel	6	1	6	4
15		BEN CHEIKH Mehdi	16	2	16	
16		KAABI Hichem	4	5	4	12
18		ZOUARI Hakim		4	3	2
Coach:		MKAOUAR Fethi				
Assistant:		HEDHILI Riadh				

TEAM AND PLAYER PERFORMANCES

Won	Total Atts	No Name
39	86	Total Team
8	17	8 ENDRES Murilo
7	18	4 de SOUZA Wallace
6	8	16 SAATKAMP Lucas
8	49	Total Team
2	6	14 SANTANA Rodrigo
2	6	1 REZENDE Bruno
1	9	8 ENDRES Murilo
5	73	Total Team
2	10	16 SAATKAMP Lucas
1	6	4 de SOUZA Wallace
1	5	18 AMARAL Dante
23		Total Team
75	208	Total Team
9	37	8 ENDRES Murilo
115 km/h		4 de SOUZA Wallace

Scoring Skills
Spike
Block
Serve
Opp Error
Total
Best Scorer
Fastest Serve

Won	Total Atts	No Name
32	77	Total Team
11	25	16 KAABI Hichem
8	17	7 KARAMOSLY Elyes
5	11	10 NAGGA Hamza
2	30	Total Team
1	8	7 KARAMOSLY Elyes
1	5	16 KAABI Hichem
1	58	Total Team
1	4	10 NAGGA Hamza
21		Total Team
56	165	Total Team
12	35	16 KAABI Hichem
111 km/h		7 KARAMOSLY Elyes

LEGEND

Atts Attempts
L Libero player
n Starting line-up where n = starting position on court (i.e. positions 1 to 6)
Opp Opponent

C Team Captain
L Substitute libero
nn Substitute where nn = jersey number of out going player
Pts Points scored



Earls Court
Earls Court

TUE 31 JUL 2012
9:30
11:18

Volleyball
Volleyball

Men
Hommes

Preliminary - Pool B
éliminatoires - poule B



Match Results

Résultat du match

Match 7

P2

Match Duration: 1h 48m
Spectators: 10500

SRB vs TUN
3 1

Teams	Sets	1	2	3	4	Total
SRB	3	25	25	20	25	95
TUN	1	15	21	25	18	79
	Playing Time	22m	25m	26m	26m	1h 39m

First Referee: CESPEDES LASSI Denny (DOM)

Second Referee: VELEZ MERCADO Jose (PUR)

SRB - Serbia									
No	C/L	Name	1	2	3	4	5	Pts	
1		KOVACEVIC Nikola							
2		KOVACEVIC Uros	1	6	1	6		19	
4	C	JANIC Bojan		10	4	3		6	
5		PETKOVIC Vlado							
7		STANKOVIC Dragan	2					1	
10		NIKIC Milos	4	3				4	
11		MITIC Mihajlo	6	5	6	5		3	
12		RASIC Milan		1	2	1		8	
14		ATANASIJEVIC Aleksandar	15	15	15	2		24	
15		STAROVIC Sasa	3	2	3	3		5	
18		PODRASCANIN Marko	5	4	5	4		14	
19	L	ROSIC Nikola	L	L	L	L			
Coach:		KOLAKOVIC Igor (MNE)							
Assistant:		BULATOVIC Zeljko							

TUN - Tunisia									
No	C/L	Name	1	2	3	4	5	Pts	
2		KADHI Ahmed	3	4	3	3		8	
3		M'RABET Marouane			14	14			
7		KARAMOSLY Elyes	2	3	2	13		10	
8		BEN SLIMANE Mohamed	16	16	1	1		2	
10		NAGGA Hamza	15	15	4	4		22	
11		MOALLA Ismail			7	2		1	
12	L	TAOUERGHY Anouer	L	L	L	L			
13	C	HFAIEDH Noureddine	5	6	5	5		2	
14		BEN HASSINE Bilel	6	1	6	6		12	
15		BEN CHEIKH Mehdi	1	2		8			
16		KAABI Hichem	4	5				3	
18		ZOUARI Hakim	2						
Coach:		MKAOUAR Fethi							
Assistant:		HEDHILI Riadh							

TEAM AND PLAYER PERFORMANCES

Won	Total Atts	No	Name
57	114	Total Team	
19	34	14	ATANASIJEVIC Aleksandar
14	26	2	KOVACEVIC Uros
5	6	12	RASIC Milan
18	72	Total Team	
8	25	18	PODRASCANIN Marko
3	8	2	KOVACEVIC Uros
2	7	14	ATANASIJEVIC Aleksandar
9	94	Total Team	
3	13	14	ATANASIJEVIC Aleksandar
2	17	11	MITIC Mihajlo
2	14	2	KOVACEVIC Uros
11		Total Team	
95	280	Total Team	
24	54	14	ATANASIJEVIC Aleksandar
118 km/h		14	ATANASIJEVIC Aleksandar

Scoring Skills
Spike
Block
Serve
Opp Error
Total
Best Scorer
Fastest Serve

Won	Total Atts	No	Name
46	112	Total Team	
19	35	10	NAGGA Hamza
9	26	7	KARAMOSLY Elyes
8	10	14	BEN HASSINE Bilel
11	53	Total Team	
4	16	14	BEN HASSINE Bilel
4	15	2	KADHI Ahmed
2	7	8	BEN SLIMANE Mohamed
3	80	Total Team	
2	10	10	NAGGA Hamza
1	14	7	KARAMOSLY Elyes
19		Total Team	
79	245	Total Team	
22	51	10	NAGGA Hamza
111 km/h		10	NAGGA Hamza

LEGEND

Atts Attempts
L Libero player
n Starting line-up where n = starting position on court (i.e. positions 1 to 6)
Opp Opponent

C Team Captain
L Substitute libero
nn Substitute where nn = jersey number of out going player
Pts Points scored



Earls Court
Earls Court

TUE 31 JUL 2012
17:03
18:32

Volleyball
Volleyball

Men
Hommes

Preliminary - Pool B
éliminatoires - poule B



Match Results

Résultat du match

Match 10

P2

Match Duration: 1h 29m
Spectators: 13000

USA vs GER
3 0

Teams	Sets	1	2	3	Total
USA	3	25	25	25	75
GER	0	23	16	20	59
	Playing Time	28m	26m	29m	1h 23m

First Referee: NASR SHAABAN Mohamed (EGY)

Second Referee: CHOLAKIAN Rolando (ARG)

USA - United States

No	C/L	Name	1	2	3	4	5	Pts
1		ANDERSON Matthew	6	1	6			15
2		ROONEY Sean						
4		LEE David	1	2	1			8
5	L	LAMBOURNE Richard	L	L	L			
6		LOTMAN Paul	4	4	12			
7		SUXHO Donald	5	6	5			2
8		PRIDDY William	3	4	3			8
11		THORNTON Brian						
12		HOLMES Russell	4	5	4			9
13	C	STANLEY Clayton	2	3	2			16
16		McKIENZIE David	7		7			
20		SMITH David						
Coach:		KNIPE Alan						
Assistant:		SPERAW John						

GER - Germany

No	C/L	Name	1	2	3	4	5	Pts
1		POPP Marcus						
2	L	STEUERWALD Markus	L	L	L			
3		SCHWARZ Sebastian			5	4		3
4		TISCHER Simon	9	9				
5	C	ANDRAE Bjorn	3	3				2
6		KALIBERDA Denys	6	6	1			6
8		BOHME Marcus	4	4	5			7
9		GROZER Gyorgy	2	2	3			12
10		SCHOPS Jochen	11	11				
11		KAMPA Lukas	5	5	6			3
13		DUNNES Christian				3		
15		GUNTHOR Max	1	1	2			5
Coach:		HEYNEN Vital (BEL)						
Assistant:		BERGMANN Ralph						

TEAM AND PLAYER PERFORMANCES

Won	Total Atts	No	Name
41	73	Total Team	
13	18	13	STANLEY Clayton
11	20	1	ANDERSON Matthew
7	19	8	PRIDDY William
11	40	Total Team	
4	11	12	HOLMES Russell
3	13	4	LEE David
2	8	7	SUXHO Donald
6	74	Total Team	
3	11	1	ANDERSON Matthew
2	18	13	STANLEY Clayton
1	12	8	PRIDDY William
17		Total Team	
75	187	Total Team	
16	37	13	STANLEY Clayton
119 km/h		1	ANDERSON Matthew

Scoring Skills
Spike
Block
Serve
Opp Error
Total
Best Scorer
Fastest Serve

Won	Total Atts	No	Name
30	81	Total Team	
8	26	9	GROZER Gyorgy
6	8	8	BOHME Marcus
5	16	6	KALIBERDA Denys
4	36	Total Team	
1	3	11	KAMPA Lukas
1	3	6	KALIBERDA Denys
1	13	8	BOHME Marcus
4	60	Total Team	
4	18	9	GROZER Gyorgy
21		Total Team	
59	177	Total Team	
12	48	9	GROZER Gyorgy
126 km/h		9	GROZER Gyorgy

LEGEND

Atts Attempts
L Libero player
n Starting line-up where n = starting position on court (i.e. positions 1 to 6)
Opp Opponent

C Team Captain
L Substitute libero
nn Substitute where nn = jersey number of out going player
Pts Points scored



Earls Court
Earls Court

TUE 31 JUL 2012
22:00
23:29

Volleyball
Volleyball

Men
Hommes

Preliminary - Pool B
éliminatoires - poule B



Match Results

Résultat du match

Match 12

P2

Match Duration: 1h 29m
Spectators: 14800

BRA vs RUS
3 0

Teams	Sets	1	2	3	Total
BRA	3	25	25	25	75
RUS	0	21	23	21	65
	Playing Time	26m	29m	28m	1h 23m

First Referee: HOBOR Bela (HUN)

Second Referee: WANG Ning (CHN)

BRA - Brazil

No	C/L	Name	1	2	3	4	5	Pts
1		REZENDE Bruno	3	2	3			5
4		de SOUZA Wallace	1		1			1
5		dos SANTOS JUNIOR Sidnei	5	4	5			7
6		VISSOTTO NEVES Leandro	6	5	6			8
7	C	GODOY FILHO Gilberto						
8		ENDRES Murilo	4	3	4			13
10	L	SANTOS Sergio	L	L	L			
11		ALVES Thiago Soares		6				
14		SANTANA Rodrigo	5					
16		SAATKAMP Lucas	2	1	2			6
17		GARCIA Ricardo	6		6			
18		AMARAL Dante	1	6	1			7
Coach:		REZENDE Bernardo						
Assistant:		LEONALDO Roberley						

RUS - Russia

No	C/L	Name	1	2	3	4	5	Pts
3		APALIKOV Nikolay	2	2	5			6
4	C	KHTEY Taras	1	1	4			5
5		GRANKIN Sergey			13			
8		TETYUKHIN Sergey	15	15	1			4
9		SOKOLOV Alexander	4	4				
10		BEREZHKO Yury			4			3
12		BUTKO Alexander	6	6	3			1
13		MUSERSKIY Dmitriy	5	5	2			13
15		ILINYKH Dmitriy	4	4				6
17		MIKHAYLOV Maxim	3	3	6			12
18		VOLKOV Alexander						
20	L	OBMOCHAEV Alexey	L	L	L			
Coach:		ALEKNO Vladimir						
Assistant:		BUSATO Sergio (ITA)						

TEAM AND PLAYER PERFORMANCES

Won	Total Atts	No Name	Scoring Skills	Won	Total Atts	No Name
34	74	Total Team		44	79	Total Team
11	21	8 ENDRES Murilo	Spike	11	13	13 MUSERSKIY Dmitriy
7	15	18 AMARAL Dante		10	22	17 MIKHAYLOV Maxim
5	19	6 VISSOTTO NEVES Leandro		6	10	15 ILINYKH Dmitriy
9	30	Total Team	Block	5	39	Total Team
3	6	6 VISSOTTO NEVES Leandro		2	15	13 MUSERSKIY Dmitriy
3	12	5 dos SANTOS JUNIOR Sidnei		1	6	3 APALIKOV Nikolay
2	5	8 ENDRES Murilo	1	8	17 MIKHAYLOV Maxim	
4	73	Total Team	Serve	1	67	Total Team
2	18	1 REZENDE Bruno		1	14	17 MIKHAYLOV Maxim
1	15	16 SAATKAMP Lucas				
1	11	5 dos SANTOS JUNIOR Sidnei				
28		Total Team	Opp Error	15		Total Team
75	177	Total Team		65	185	Total Team
13	38	8 ENDRES Murilo	Best Scorer	13	37	13 MUSERSKIY Dmitriy
116 km/h		5 dos SANTOS JUNIOR Sidnei	Fastest Serve	117 km/h		17 MIKHAYLOV Maxim

LEGEND

Atts Attempts
L Libero player
n Starting line-up where n = starting position on court (i.e. positions 1 to 6)
Opp Opponent

C Team Captain
L Substitute libero
nn Substitute where nn = jersey number of out going player
Pts Points scored



Earls Court
Earls Court

THU 2 AUG 2012
9:30
11:57

Volleyball
Volleyball

Men
Hommes

Preliminary - Pool B
éliminatoires - poule B



Match Results

Résultat du match

Match 13

P2

Match Duration: 2h 27m
Spectators: 14000

SRB vs GER
2 3

Teams	Sets	1	2	3	4	5	Total
SRB	2	25	29	18	20	18	110
GER	3	22	27	25	25	20	119
	Playing Time	24m	34m	25m	27m	25m	2h 15m

First Referee: HOBOR Bela (HUN)

Second Referee: CHOLAKIAN Rolando (ARG)

SRB - Serbia

No	C/L	Name	1	2	3	4	5	Pts
1		KOVACEVIC Nikola	1	3	4	3	3	13
2		KOVACEVIC Uros			1	10		1
4	C	JANIC Bojan				1		1
5		PETKOVIC Vlado	6	5	6	5	5	1
7		STANKOVIC Dragan	2	1	2	1	1	8
10		NIKIC Milos	4	6	1	6	6	16
11		MITIC Mihajlo	5	5	5	5	5	3
12		RASIC Milan		7	7	7	1	2
14		ATANASIJEVIC Aleksandar	15	15	3	2	2	22
15		STAROVIC Sasa	3	2				7
18		PODRASCANIN Marko	5	4	5	4	4	12
19	L	ROSIC Nikola	L	L	L	L	L	

Coach: KOLAKOVIC Igor (MNE)

Assistant: BULATOVIC Zeljko

GER - Germany

No	C/L	Name	1	2	3	4	5	Pts
1		POPP Marcus	4	4	4	4	4	5
2	L	STEUERWALD Markus	L	L	L	L	L	
3		SCHWARZ Sebastian						
4		TISCHER Simon	6	6		11	6	2
5	C	ANDRAE Bjorn		6				
6		KALIBERDA Denys	1	1	1	1	1	11
8		BOHME Marcus	5	5	5	5	5	7
9		GROZER Gyorgy	3	3	3	3	3	39
10		SCHOPS Jochen	4		1	1	1	
11		KAMPA Lukas	9	4	6	6	6	5
13		DUNNES Christian		1			11	
15		GUNTHOR Max	2	2	2	2	2	20

Coach: HEYNEN Vital (BEL)

Assistant: BERGMANN Ralph

TEAM AND PLAYER PERFORMANCES

Won	Total Atts	No	Name
73	154	Total Team	
19	38	14	ATANASIJEVIC Aleksandar
14	30	10	NIKIC Milos
13	32	1	KOVACEVIC Nikola
10	59	Total Team	
2	3	10	NIKIC Milos
2	5	12	RASIC Milan
2	14	18	PODRASCANIN Marko
3	111	Total Team	
2	21	14	ATANASIJEVIC Aleksandar
1	6	11	MITIC Mihajlo
24		Total Team	
110	324	Total Team	
22	64	14	ATANASIJEVIC Aleksandar
118 km/h		14	ATANASIJEVIC Aleksandar

Scoring Skills
Spike
Block
Serve
Opp Error
Total
Best Scorer
Fastest Serve

Won	Total Atts	No	Name
63	129	Total Team	
29	57	9	GROZER Gyorgy
11	17	15	GUNTHOR Max
10	24	6	KALIBERDA Denys
21	74	Total Team	
8	16	15	GUNTHOR Max
7	12	9	GROZER Gyorgy
3	9	11	KAMPA Lukas
5	118	Total Team	
3	20	9	GROZER Gyorgy
1	12	11	KAMPA Lukas
1	25	15	GUNTHOR Max
30		Total Team	
119	321	Total Team	
39	89	9	GROZER Gyorgy
124 km/h		9	GROZER Gyorgy

LEGEND

Atts Attempts
L Libero player
n Starting line-up where n = starting position on court (i.e. positions 1 to 6)
Opp Opponent

C Team Captain
L Substitute libero
nn Substitute where nn = jersey number of out going player
Pts Points scored



Earls Court
Earls Court

THU 2 AUG 2012
14:45
16:09

Volleyball
Volleyball

Men
Hommes

Preliminary - Pool B
éliminatoires - poule B



Match Results

Résultat du match

Match 15

P2

Match Duration: 1h 24m
Spectators: 13000

RUS vs TUN
3 0

Teams	Sets	1	2	3	Total
RUS	3	25	25	25	75
TUN	0	21	15	23	59
	Playing Time	26m	23m	29m	1h 18m

First Referee: TANO Akihiko (JPN)

Second Referee: DAVIDSON Mitchell (CAN)

RUS - Russia

No	C/L	Name	1	2	3	4	5	Pts
3		APALIKOV Nikolay	2	2	2			9
4	C	KHTEY Taras	1	1				5
5		GRANKIN Sergey		12	6			1
8		TETYUKHIN Sergey	4	4	13			8
9		SOKOLOV Alexander	4	4	15			
10		BEREZHKO Yury			1			4
12		BUTKO Alexander	6	6				1
13		MUSERSKIY Dmitriy	5	5	5			7
15		ILINYKH Dmitriy			4			5
17		MIKHAYLOV Maxim	3	3	3			15
18		VOLKOV Alexander						
20	L	OBMOCHAEV Alexey	L	L	L			

Coach: ALEKNO Vladimir

Assistant: BUSATO Sergio (ITA)

TUN - Tunisia

No	C/L	Name	1	2	3	4	5	Pts
2		KADHI Ahmed	4	3	4			4
3		M'RABET Marouane		14				
7		KARAMOSLY Elyes			3			3
8		BEN SLIMANE Mohamed	2	1	10			
10		NAGGA Hamza	5	4	5			14
11		MOALLA Ismail	3	2	6			9
12	L	TAOUERGHY Anouer	L	L	L			
13	C	HFAIEDH Noureddine	6	5				2
14		BEN HASSINE Bilel	1	6	1			3
15		BEN CHEIKH Mehdi		10	2			
16		KAABI Hichem		8	15			2
18		ZOUARI Hakim	14					1

Coach: MKAOUAR Fethi

Assistant: HEDHILI Riadh

TEAM AND PLAYER PERFORMANCES

Won	Total Atts	No	Name
42	80	Total Team	
11	24	17	MIKHAYLOV Maxim
8	8	3	APALIKOV Nikolay
6	16	8	TETYUKHIN Sergey
10	47	Total Team	
2	10	17	MIKHAYLOV Maxim
2	12	13	MUSERSKIY Dmitriy
1	2	5	GRANKIN Sergey
3	74	Total Team	
2	13	17	MIKHAYLOV Maxim
1	10	8	TETYUKHIN Sergey
20		Total Team	
75	201	Total Team	
15	47	17	MIKHAYLOV Maxim
117 km/h		17	MIKHAYLOV Maxim

Scoring Skills
Spike
Block
Serve
Opp Error
Total
Best Scorer
Fastest Serve

Won	Total Atts	No	Name
34	95	Total Team	
14	39	10	NAGGA Hamza
8	19	11	MOALLA Ismail
3	7	2	KADHI Ahmed
4	25	Total Team	
1	2	11	MOALLA Ismail
1	6	2	KADHI Ahmed
1	3	13	HFAIEDH Noureddine
	60	Total Team	
21		Total Team	
59	180	Total Team	
14	53	10	NAGGA Hamza
110 km/h		11	MOALLA Ismail

LEGEND

Atts Attempts
L Libero player
n Starting line-up where n = starting position on court (i.e. positions 1 to 6)
Opp Opponent

C Team Captain
L Substitute libero
nn Substitute where nn = jersey number of out going player
Pts Points scored



Earls Court
Earls Court

THU 2 AUG 2012
20:00
22:06

Volleyball

Volleyball

Men

Hommes

Preliminary - Pool B

éliminatoires - poule B



Match Results

Résultat du match

Match 17

P2

Match Duration: 2h 06m
Spectators: 11500

BRA vs USA

1 3

Teams	Sets	1	2	3	4	Total
BRA	1	25	25	19	17	86
USA	3	23	27	25	25	100
	Playing Time	30m	33m	27m	27m	1h 57m

First Referee: LODERUS Frans (NED)

Second Referee: VELEZ MERCADO Jose (PUR)

BRA - Brazil

No	C/L	Name	1	2	3	4	5	Pts
1		REZENDE Bruno	5	4	4	3		2
4		de SOUZA Wallace	1	1	1	1		8
5		dos SANTOS JUNIOR Sidnei	1	6	6	5		6
6		VISSOTTO NEVES Leandro	2	1	1	6		15
7	C	GODOY FILHO Gilberto				8		2
8		ENDRES Murilo	6	5	5	4		12
10	L	SANTOS Sergio	L	L	L	L		
11		ALVES Thiago Soares						
14		SANTANA Rodrigo	5		5	5		
16		SAATKAMP Lucas	4	3	3	2		11
17		GARCIA Ricardo	6	6	6	6		
18		AMARAL Dante	3	2	2	1		7

Coach: REZENDE Bernardo

Assistant: LEONALDO Roberley

USA - United States

No	C/L	Name	1	2	3	4	5	Pts
1		ANDERSON Matthew	1	6	6	6		14
2		ROONEY Sean		1				
4		LEE David	2	1	1	1		9
5	L	LAMBOURNE Richard	L	L	L	L		
6		LOTMAN Paul			7			
7		SUXHO Donald	6	5	5	5		3
8		PRIDDY William	4	3	3	3		17
11		THORNTON Brian						
12		HOLMES Russell	5	4	4	4		9
13	C	STANLEY Clayton	3	2	2	2		19
16		McKIENZIE David	4		4	7		1
20		SMITH David	7	7				

Coach: KNIPE Alan

Assistant: SPERAW John

TEAM AND PLAYER PERFORMANCES

Won	Total Atts	No	Name
56	110	Total Team	
12	22	6	VISSOTTO NEVES Leandro
12	25	8	ENDRES Murilo
9	15	16	SAATKAMP Lucas
2	43	Total Team	
1	8	6	VISSOTTO NEVES Leandro
1	11	16	SAATKAMP Lucas
5	87	Total Team	
2	14	1	REZENDE Bruno
2	9	6	VISSOTTO NEVES Leandro
1	14	16	SAATKAMP Lucas
23		Total Team	
86	240	Total Team	

Scoring Skills
Spike
Block
Serve
Opp Error
Total

Won	Total Atts	No	Name
57	101	Total Team	
16	29	13	STANLEY Clayton
14	26	8	PRIDDY William
11	26	1	ANDERSON Matthew
6	53	Total Team	
2	12	4	LEE David
1	8	12	HOLMES Russell
1	7	1	ANDERSON Matthew
9	99	Total Team	
3	22	13	STANLEY Clayton
2	18	8	PRIDDY William
2	16	1	ANDERSON Matthew
28		Total Team	
100	253	Total Team	

15	39	6	VISSOTTO NEVES Leandro
----	----	---	------------------------

Best Scorer

19	57	13	STANLEY Clayton
----	----	----	-----------------

115 km/h	6	VISSOTTO NEVES Leandro
----------	---	------------------------

Fastest Serve

118 km/h	13	STANLEY Clayton
----------	----	-----------------

LEGEND

Atts Attempts
L Libero player
n Starting line-up where n = starting position on court (i.e. positions 1 to 6)
Opp Opponent

C Team Captain
L Substitute libero
nn Substitute where nn = jersey number of out going player
Pts Points scored



Earls Court
Earls Court

SAT 4 AUG 2012
9:30
10:43

Volleyball
Volleyball

Men
Hommes

Preliminary - Pool B
éliminatoires - poule B



Match Results

Résultat du match

Match 19

P2

Match Duration: 1h 13m
Spectators: 11000

GER vs TUN
3 0

Teams	Sets	1	2	3	Total
GER	3	25	25	25	75
TUN	0	15	16	16	47
	Playing Time	21m	24m	22m	1h 07m

First Referee: McDOUGALL Brian (GBR)

Second Referee: CESPEDES LASSI Denny (DOM)

GER - Germany

No	C/L	Name	1	2	3	4	5	Pts
1		POPP Marcus	4	4	4			11
2	L	STEUERWALD Markus	L	L	L			
3		SCHWARZ Sebastian						
4		TISCHER Simon						
5	C	ANDRAE Bjorn						
6		KALIBERDA Denys	1	1	1			13
8		BOHME Marcus	5	5	5			10
9		GROZER Gyorgy	3	3	3			11
10		SCHOPS Jochen						
11		KAMPA Lukas	6	6	6			5
13		DUNNES Christian						
15		GUNTHOR Max	2	2	2			8

Coach: HEYNEN Vital (BEL)

Assistant: BERGMANN Ralph

TUN - Tunisia

No	C/L	Name	1	2	3	4	5	Pts
2		KADHI Ahmed	3	4	3			10
3		M'RABET Marouane						
7		KARAMOSLY Elyes	11	3	2			5
8		BEN SLIMANE Mohamed	10	2	1			
10		NAGGA Hamza	4	5	4			14
11		MOALLA Ismail	2		5			1
12	L	TAOUERGHY Anouer	L	L	L			
13	C	HFAIEDH Noureddine	5	6				
14		BEN HASSINE Bilel	6	1	6			3
15		BEN CHEIKH Mehdi	1	10	8			
16		KAABI Hichem	15	8				1
18		ZOUARI Hakim				14		

Coach: MKAOUAR Fethi

Assistant: HEDHILI Riadh

TEAM AND PLAYER PERFORMANCES

Won	Total Atts	No	Name
41	68	Total Team	
11	17	6	KALIBERDA Denys
9	19	9	GROZER Gyorgy
9	15	1	POPP Marcus
14	40	Total Team	
5	14	15	GUNTHOR Max
2	3	6	KALIBERDA Denys
2	8	9	GROZER Gyorgy
3	73	Total Team	
2	15	11	KAMPA Lukas
1	13	8	BOHME Marcus
17		Total Team	
75	181	Total Team	

Scoring Skills
Spike
Block
Serve
Opp Error
Total

Won	Total Atts	No	Name
31	78	Total Team	
13	25	10	NAGGA Hamza
8	10	2	KADHI Ahmed
5	22	7	KARAMOSLY Elyes
2	23	Total Team	
1	3	10	NAGGA Hamza
1	3	2	KADHI Ahmed
1	49	Total Team	
1	7	2	KADHI Ahmed
13		Total Team	
47	150	Total Team	

13	32	6	KALIBERDA Denys
----	----	---	-----------------

Best Scorer

14	33	10	NAGGA Hamza
----	----	----	-------------

116 km/h	8	BOHME Marcus
----------	---	--------------

Fastest Serve

106 km/h	11	MOALLA Ismail
----------	----	---------------

LEGEND

Atts Attempts
L Libero player
n Starting line-up where n = starting position on court (i.e. positions 1 to 6)
Opp Opponent

C Team Captain
L Substitute libero
nn Substitute where nn = jersey number of out going player
Pts Points scored



Earls Court
Earls Court

SAT 4 AUG 2012
17:10
19:38

Volleyball
Volleyball

Men
Hommes

Preliminary - Pool B
éliminatoires - poule B



Match Results

Résultat du match

Match 22

P2

Match Duration: 2h 28m
Spectators: 13650

RUS vs USA
3 2

Teams	Sets	1	2	3	4	5	Total
RUS	3	27	19	26	25	15	112
USA	2	29	25	24	16	8	102
	Playing Time	33m	31m	32m	26m	14m	2h 16m

First Referee: HOBOR Bela (HUN)

Second Referee: CHOLAKIAN Rolando (ARG)

RUS - Russia

No	C/L	Name	1	2	3	4	5	Pts
3		APALIKOV Nikolay	2	2				1
4	C	KHTEY Taras	1	1	5		5	4
5		GRANKIN Sergey		12	2	3	3	2
8		TETYUKHIN Sergey	4	4	6	1	1	21
9		SOKOLOV Alexander		4	15	15		
10		BEREZHKO Yury	4		13	13	13	1
12		BUTKO Alexander	6	6				3
13		MUSERSKIY Dmitriy	3	3	4	5	5	6
15		ILINYKH Dmitriy			3	4	4	10
17		MIKHAYLOV Maxim	3	3	5	6	6	27
18		VOLKOV Alexander	5	5	1	2	2	16
20	L	OBMOCHAEV Alexey	L	L	L	L	L	
Coach:		ALEKNO Vladimir						
Assistant:		BUSATO Sergio (ITA)						

USA - United States

No	C/L	Name	1	2	3	4	5	Pts
1		ANDERSON Matthew	1	6	1	6	3	18
2		ROONEY Sean				8	6	7
4		LEE David	2	1	2	1	4	12
5	L	LAMBOURNE Richard	L	L	L	L	L	
6		LOTMAN Paul	12		12			
7		SUXHO Donald	6	5	6	5	2	
8		PRIDDY William	4	3	4	3	2	11
11		THORNTON Brian						
12		HOLMES Russell	5	4	5	4	1	5
13	C	STANLEY Clayton	3	2	3	2	5	14
16		McKIENZIE David	4	4	4	7	4	3
20		SMITH David	7		7	12		
Coach:		KNIPE Alan						
Assistant:		SPERAW John						

TEAM AND PLAYER PERFORMANCES

Won	Total Atts	No	Name
67	139	Total Team	
23	43	17	MIKHAYLOV Maxim
17	33	8	TETYUKHIN Sergey
10	14	18	VOLKOV Alexander
16	56	Total Team	
5	13	18	VOLKOV Alexander
2	13	17	MIKHAYLOV Maxim
2	5	8	TETYUKHIN Sergey
8	112	Total Team	
2	8	12	BUTKO Alexander
2	19	8	TETYUKHIN Sergey
2	19	17	MIKHAYLOV Maxim
21		Total Team	
112	307	Total Team	
27	75	17	MIKHAYLOV Maxim
118 km/h		17	MIKHAYLOV Maxim

Scoring Skills
Spike
Block
Serve
Opp Error
Total
Best Scorer
Fastest Serve

Won	Total Atts	No	Name
49	130	Total Team	
16	32	1	ANDERSON Matthew
12	37	13	STANLEY Clayton
8	12	4	LEE David
15	68	Total Team	
4	8	8	PRIDDY William
4	15	4	LEE David
2	4	2	ROONEY Sean
6	102	Total Team	
3	10	16	McKIENZIE David
2	15	8	PRIDDY William
1	16	1	ANDERSON Matthew
32		Total Team	
102	300	Total Team	
18	58	1	ANDERSON Matthew
120 km/h		1	ANDERSON Matthew

LEGEND

Atts Attempts
L Libero player
n Starting line-up where n = starting position on court (i.e. positions 1 to 6)
Opp Opponent

C Team Captain
L Substitute libero
nn Substitute where nn = jersey number of out going player
Pts Points scored



Earls Court
Earls Court

SAT 4 AUG 2012
22:45
0:56

Volleyball
Volleyball

Men
Hommes

Preliminary - Pool B
éliminatoires - poule B



Match Results

Résultat du match

Match 24

P2

Match Duration: 2h 11m
Spectators: 11000

BRA vs SRB
3 2

Teams	Sets	1	2	3	4	5	Total
BRA	3	22	25	20	25	15	107
SRB	2	25	15	25	22	9	96
	Playing Time	26m	23m	26m	29m	15m	1h 59m

First Referee: WANG Ning (CHN)

Second Referee: SANTI Simone (ITA)

BRA - Brazil

No	C/L	Name	1	2	3	4	5	Pts
1		REZENDE Bruno	1	6	6	6	6	3
4		de SOUZA Wallace	1		1	3	3	8
5		dos SANTOS JUNIOR Sidnei	3	2	2	2	2	15
6		VISSOTTO NEVES Leandro	4	3	3	1		10
7	C	GODOY FILHO Gilberto						
8		ENDRES Murilo	2	1	1	1	1	12
10	L	SANTOS Sergio	L	L	L	L	L	
11		ALVES Thiago Soares						
14		SANTANA Rodrigo	5	16		5	5	4
16		SAATKAMP Lucas	6	5	5			7
17		GARCIA Ricardo	6		6	4		
18		AMARAL Dante	5	4	4	4	4	9
Coach:		REZENDE Bernardo						
Assistant:		LEONALDO Roberley						

SRB - Serbia

No	C/L	Name	1	2	3	4	5	Pts
1		KOVACEVIC Nikola	4	3	4	3	4	16
2		KOVACEVIC Uros	1	6	1	6	1	10
4	C	JANIC Bojan	1	2			2	3
5		PETKOVIC Vlado	6	5	6	5	6	2
7		STANKOVIC Dragan	2	1	2	1	2	6
10		NIKIC Milos						
11		MITIC Mihajlo	2	5	1	5	5	
12		RASIC Milan	7	7	7	7	7	
14		ATANASIJEVIC Aleksandar	15	15	15	15	15	14
15		STAROVIC Sasa	3	2	3	2	3	8
18		PODRASCANIN Marko	5	4	5	4	5	11
19	L	ROSIC Nikola	L	L	L	L	L	
Coach:		KOLAKOVIC Igor (MNE)						
Assistant:		BULATOVIC Zeljko						

TEAM AND PLAYER PERFORMANCES

Won	Total Atts	No	Name
48	111	Total Team	
9	23	8	ENDRES Murilo
9	24	6	VISSOTTO NEVES Leandro
7	13	4	de SOUZA Wallace
13	64	Total Team	
6	16	5	dos SANTOS JUNIOR Sidnei
2	5	1	REZENDE Bruno
2	6	14	SANTANA Rodrigo
7	107	Total Team	
3	22	8	ENDRES Murilo
2	19	5	dos SANTOS JUNIOR Sidnei
1	15	1	REZENDE Bruno
39		Total Team	
107	282	Total Team	
15	43	5	dos SANTOS JUNIOR Sidnei
116 km/h		8	ENDRES Murilo

Scoring Skills
Spike
Block
Serve
Opp Error
Total
Best Scorer
Fastest Serve

Won	Total Atts	No	Name
55	124	Total Team	
14	25	14	ATANASIJEVIC Aleksandar
12	31	1	KOVACEVIC Nikola
9	14	18	PODRASCANIN Marko
11	46	Total Team	
2	6	1	KOVACEVIC Nikola
2	4	5	PETKOVIC Vlado
2	14	18	PODRASCANIN Marko
4	96	Total Team	
2	18	1	KOVACEVIC Nikola
1	3	4	JANIC Bojan
1	8	2	KOVACEVIC Uros
26		Total Team	
96	266	Total Team	
16	55	1	KOVACEVIC Nikola
114 km/h		14	ATANASIJEVIC Aleksandar

LEGEND

Atts Attempts
L Libero player
n Starting line-up where n = starting position on court (i.e. positions 1 to 6)
Opp Opponent

C Team Captain
L Substitute libero
nn Substitute where nn = jersey number of out going player
Pts Points scored



Earls Court
Earls Court

MON 6 AUG 2012
11:55
13:12

Volleyball
Volleyball

Men
Hommes

Preliminary - Pool B
éliminatoires - poule B



Match Results

Résultat du match

Match 26

P2

Match Duration: 1h 17m
Spectators: 12000

RUS vs SRB
3 0

Teams	Sets	1	2	3	Total
RUS	3	25	25	25	75
SRB	0	15	20	17	52
	Playing Time	21m	26m	24m	1h 11m

First Referee: CHOLAKIAN Rolando (ARG)

Second Referee: RODRIGUEZ Susana (ESP)

RUS - Russia									
No	C/L	Name	1	2	3	4	5	Pts	
3		APALIKOV Nikolay	2	2	2			8	
4	C	KHTEY Taras	1	1	1			10	
5		GRANKIN Sergey	6	6	6			6	
8		TETYUKHIN Sergey	4					3	
9		SOKOLOV Alexander	4			4			
10		BEREZHKO Yury		4	4			5	
12		BUTKO Alexander		17	5			1	
13		MUSERSKIY Dmitriy	5	5	5			7	
15		ILINYKH Dmitriy		5	17			1	
17		MIKHAYLOV Maxim	3	3	3			18	
18		VOLKOV Alexander							
20	L	OBMOCHAEV Alexey	L	L	L				
Coach:		ALEKNO Vladimir							
Assistant:		BUSATO Sergio (ITA)							

SRB - Serbia									
No	C/L	Name	1	2	3	4	5	Pts	
1		KOVACEVIC Nikola	3	4				3	
2		KOVACEVIC Uros		10	6			4	
4	C	JANIC Bojan		1	3			6	
5		PETKOVIC Vlado		5					
7		STANKOVIC Dragan		1					
10		NIKIC Milos		6	1			3	
11		MITIC Mihajlo		5	6	5			
12		RASIC Milan		7	2	1		2	
14		ATANASIJEVIC Aleksandar		2	3	2		18	
15		STAROVIC Sasa							
18		PODRASCANIN Marko		4	5	4		5	
19	L	ROSIC Nikola	L	L	L				
Coach:		KOLAKOVIC Igor (MNE)							
Assistant:		BULATOVIC Zeljko							

TEAM AND PLAYER PERFORMANCES

Won	Total Atts	No	Name
35	69	Total Team	
13	15	17	MIKHAYLOV Maxim
7	14	4	KHTEY Taras
4	7	13	MUSERSKIY Dmitriy
15	45	Total Team	
4	10	3	APALIKOV Nikolay
3	4	5	GRANKIN Sergey
2	12	13	MUSERSKIY Dmitriy
9	74	Total Team	
3	11	17	MIKHAYLOV Maxim
2	18	3	APALIKOV Nikolay
2	8	5	GRANKIN Sergey
16		Total Team	
75	188	Total Team	
18	31	17	MIKHAYLOV Maxim
120 km/h		17	MIKHAYLOV Maxim

Scoring Skills
Spike
Block
Serve
Opp Error
Total
Best Scorer
Fastest Serve

Won	Total Atts	No	Name
33	87	Total Team	
16	35	14	ATANASIJEVIC Aleksandar
4	8	18	PODRASCANIN Marko
4	13	4	JANIC Bojan
5	38	Total Team	
2	3	2	KOVACEVIC Uros
1	4	4	JANIC Bojan
1	16	18	PODRASCANIN Marko
3	53	Total Team	
1	6	4	JANIC Bojan
1	5	2	KOVACEVIC Uros
1	10	14	ATANASIJEVIC Aleksandar
11		Total Team	
52	178	Total Team	
18	47	14	ATANASIJEVIC Aleksandar
120 km/h		14	ATANASIJEVIC Aleksandar

LEGEND

Atts Attempts
L Libero player
n Starting line-up where n = starting position on court (i.e. positions 1 to 6)
Opp Opponent

C Team Captain
L Substitute libero
nn Substitute where nn = jersey number of out going player
Pts Points scored



Earls Court
Earls Court

MON 6 AUG 2012
20:00
21:18

Volleyball
Volleyball

Men
Hommes

Preliminary - Pool B
éliminatoires - poule B



Match Results

Résultat du match

Match 29

P2

Match Duration: 1h 18m
Spectators: 11000

USA vs TUN
3 0

Teams	Sets	1	2	3	Total
USA	3	25	25	25	75
TUN	0	15	19	19	53
	Playing Time	22m	25m	25m	1h 12m

First Referee: KARAMPETSOS Georgios (GRE)

Second Referee: DAVIDSON Mitchell (CAN)

USA - United States

No	C/L	Name	1	2	3	4	5	Pts
1		ANDERSON Matthew	3	2	3			10
2		ROONEY Sean	6	5	6			12
4		LEE David						
5	L	LAMBOURNE Richard		L	L	L		
6		LOTMAN Paul				1		2
7		SUXHO Donald	2	1				1
8		PRIDDY William						
11		THORNTON Brian	12	7	2			2
12		HOLMES Russell	1	6	1			9
13	C	STANLEY Clayton						
16		McKIENZIE David	5	4	5			17
20		SMITH David	4	3	4			8

Coach: KNIPE Alan

Assistant: SPERAW John

TUN - Tunisia

No	C/L	Name	1	2	3	4	5	Pts
2		KADHI Ahmed	3	4	3			5
3		M'RABET Marouane						
7		KARAMOSLY Elyes		2				
8		BEN SLIMANE Mohamed	1	16				
10		NAGGA Hamza	4	15	16			4
11		MOALLA Ismail	7	3	2			9
12	L	TAOUERGHY Anouer		L	L	L		
13	C	HFAIEDH Noureddine	5	6	5			2
14		BEN HASSINE Bilel	6	1	6			4
15		BEN CHEIKH Mehdi	10	2	1			
16		KAABI Hichem	8	5	4			8
18		ZOUARI Hakim				14		

Coach: MKAOUAR Fethi

Assistant: HEDHILI Riadh

TEAM AND PLAYER PERFORMANCES

Won	Total Atts	No	Name
42	74	Total Team	
14	25	16	McKIENZIE David
9	18	1	ANDERSON Matthew
8	14	2	ROONEY Sean
15	43	Total Team	
5	9	12	HOLMES Russell
4	6	2	ROONEY Sean
2	5	11	THORNTON Brian
4	73	Total Team	
2	12	20	SMITH David
2	14	16	McKIENZIE David
14		Total Team	
75	190	Total Team	

17	44	16	McKIENZIE David
----	----	----	-----------------

114 km/h	16	McKIENZIE David
----------	----	-----------------

Scoring Skills
Spike
Block
Serve
Opp Error
Total

Best Scorer

Fastest Serve

Won	Total Atts	No	Name
27	76	Total Team	
6	16	16	KAABI Hichem
6	22	11	MOALLA Ismail
5	8	2	KADHI Ahmed
3	17	Total Team	
2	2	16	KAABI Hichem
1	4	11	MOALLA Ismail
2	55	Total Team	
2	12	11	MOALLA Ismail
21		Total Team	
53	148	Total Team	

9	38	11	MOALLA Ismail
---	----	----	---------------

107 km/h	11	MOALLA Ismail
----------	----	---------------

LEGEND

Atts Attempts
L Libero player
n Starting line-up where n = starting position on court (i.e. positions 1 to 6)
Opp Opponent

C Team Captain
L Substitute libero
nn Substitute where nn = jersey number of out going player
Pts Points scored



Earls Court
Earls Court

MON 6 AUG 2012
22:00
23:31

Volleyball
Volleyball

Men
Hommes

Preliminary - Pool B
éliminatoires - poule B



Match Results

Résultat du match

Match 30

P2

Match Duration: 1h 31m
Spectators: 12000

BRA vs GER
3 0

Teams	Sets	1	2	3	Total
BRA	3	25	25	25	75
GER	0	21	22	19	62
	Playing Time	29m	31m	25m	1h 25m

First Referee: SANTI Simone (ITA)

Second Referee: ZAHORCOVA Karin (CZE)

BRA - Brazil

No	C/L	Name	1	2	3	4	5	Pts
1		REZENDE Bruno	1	2	1			1
4		de SOUZA Wallace	1	1	4			8
5		dos SANTOS JUNIOR Sidnei	3	4				5
6		VISSOTTO NEVES Leandro	4	5				8
7	C	GODOY FILHO Gilberto		8	2			4
8		ENDRES Murilo	2	3				5
10	L	SANTOS Sergio	L	L	L			
11		ALVES Thiago Soares			5			4
14		SANTANA Rodrigo		5	3			3
16		SAATKAMP Lucas	6	1	6			10
17		GARCIA Ricardo	6	6				1
18		AMARAL Dante	5	6				6
Coach:		REZENDE Bernardo						
Assistant:		LEONALDO Roberley						

GER - Germany

No	C/L	Name	1	2	3	4	5	Pts
1		POPP Marcus						
2	L	STEUERWALD Markus	L	L	L			
3		SCHWARZ Sebastian	5	5	5			4
4		TISCHER Simon	1	1	1			1
5	C	ANDRAE Bjorn	2	2	2			14
6		KALIBERDA Denys						
8		BOHME Marcus	6	6				3
9		GROZER Gyorgy						
10		SCHOPS Jochen	4	4	4			12
11		KAMPA Lukas	3	13	13			
13		DUNNES Christian	3	3	3			2
15		GUNTHOR Max	5		6			4
Coach:		HEYNEN Vital (BEL)						
Assistant:		BERGMANN Ralph						

TEAM AND PLAYER PERFORMANCES

Won	Total Atts	No Name	Scoring Skills	Won	Total Atts	No Name
48	95	Total Team		33	87	Total Team
10	14	16 SAATKAMP Lucas	Spike	12	21	5 ANDRAE Bjorn
8	18	6 VISSOTTO NEVES Leandro		11	34	10 SCHOPS Jochen
7	13	4 de SOUZA Wallace		4	14	3 SCHWARZ Sebastian
5	38	Total Team	Block	4	21	Total Team
1	3	4 de SOUZA Wallace		2	4	8 BOHME Marcus
1	5	14 SANTANA Rodrigo		1	3	4 TISCHER Simon
1	2	7 GODOY FILHO Gilberto	1	4	15 GUNTHOR Max	
2	74	Total Team	Serve	3	63	Total Team
1	6	17 GARCIA Ricardo		2	14	5 ANDRAE Bjorn
1	7	18 AMARAL Dante		1	10	10 SCHOPS Jochen
20		Total Team	Opp Error	22		Total Team
75	207	Total Team		62	171	Total Team
10	31	16 SAATKAMP Lucas	Best Scorer	14	36	5 ANDRAE Bjorn
114 km/h		4 de SOUZA Wallace	Fastest Serve	117 km/h		8 BOHME Marcus

LEGEND

Atts Attempts
L Libero player
n Starting line-up where n = starting position on court (i.e. positions 1 to 6)
Opp Opponent

C Team Captain
L Substitute libero
nn Substitute where nn = jersey number of out going player
Pts Points scored




Teams Ranking by Skills
Classement des équipes par compétence

As of SUN 12 AUG 2012 at 15:23

P6

Scoring Spike


Rk	Team	Spikes	Faults	Shots	Total Attempts	Eff %
1	POL - Poland	277	74	189	540	37.59
2	RUS - Russia	388	117	250	755	35.89
3	BRA - Brazil	368	106	269	743	35.26
4	BUL - Bulgaria	367	115	249	731	34.47
5	ARG - Argentina	243	83	178	504	31.75
6	USA - United States	258	88	190	536	31.72
7	ITA - Italy	361	142	299	802	27.31
8	GER - Germany	237	90	217	544	27.02
NR	AUS - Australia	201	92	163	456	23.90
NR	GBR - Great Britain	152	85	151	388	17.27
NR	SRB - Serbia	252	127	187	566	22.08
NR	TUN - Tunisia	170	91	177	438	18.04
Tournament Totals		3274	1210	2519	7003	29.47

Scoring Block


Rk	Team	Kill Blocks	Faults	Rebounds	Total Attempts	Avg by Set
1	USA - United States	73	116	116	305	3.48
2	RUS - Russia	89	132	154	375	3.07
3	BUL - Bulgaria	79	137	121	337	2.82
4	GER - Germany	55	112	74	241	2.75
5	BRA - Brazil	64	168	137	369	2.21
5	ITA - Italy	64	125	117	306	2.21
7	POL - Poland	46	101	102	249	2.19
8	ARG - Argentina	37	112	87	236	1.85
NR	AUS - Australia	58	65	85	208	3.22
NR	GBR - Great Britain	19	50	50	119	1.27
NR	SRB - Serbia	55	96	95	246	2.75
NR	TUN - Tunisia	22	61	65	148	1.38
Tournament Totals		661	1275	1203	3139	4.97

Scoring Service


Rk	Team	Aces	Faults	Serve Hits	Total Attempts	Avg by Set
1	ITA - Italy	53	120	481	654	1.83
2	RUS - Russia	45	122	516	683	1.55
3	USA - United States	32	65	392	489	1.52
4	POL - Poland	31	86	378	495	1.48
5	BRA - Brazil	39	108	522	669	1.34
6	ARG - Argentina	26	64	346	436	1.30
7	BUL - Bulgaria	36	111	503	650	1.29
8	GER - Germany	19	66	347	432	0.95
NR	AUS - Australia	24	68	303	395	1.33
NR	GBR - Great Britain	10	60	213	283	0.67
NR	SRB - Serbia	24	66	325	415	1.20
NR	TUN - Tunisia	7	44	251	302	0.44
Tournament Totals		346	980	4577	5903	2.60



Players Ranking by Skills
Classement des joueurs par compétence

As of SUN 12 AUG 2012 at 15:23

P5

BEST SCORERS

Rk	No	Name	NOC	Spike	Block	Serve	Total
1	17	MIKHAYLOV Maxim	RUS	124	11	13	148
2	19	SOKOLOV Tsvetan	BUL	111	8	10	129
3	7	LASKO Michal	ITA	96	13	7	116
4	11	SAVANI Cristian	ITA	77	9	20	106
5	8	ENDRES Murilo	BRA	85	9	4	98
6	15	ALEKSIEV Todor	BUL	88	7	2	97
7	9	BARTMAN Zbigniew	POL	81	6	7	94
8	6	KUREK Bartosz	POL	76	6	10	92
9	9	ZAYTSEV Ivan	ITA	76	7	8	91
10	13	MUSERSKIY Dmitriy	RUS	65	16	4	85
11	9	GROZER Gyorgy	GER	65	11	8	84
12	4	de SOUZA Wallace	BRA	72	9	2	83
13	1	ANDERSON Matthew	USA	70	6	6	82
14	13	STANLEY Clayton	USA	62	10	6	78
15	7	SKRIMOV Todor	BUL	59	8	8	75
16	7	CONTE Facundo	ARG	64	5	4	73
17	5	dos SANTOS JUNIOR Sidnei	BRA	46	16	10	72
17	8	TETYUKHIN Sergey	RUS	56	4	12	72
19	16	SAATKAMP Lucas	BRA	53	6	8	67
20	12	PEREYRA Federico	ARG	53	4	1	58
20	12	YOSIFOV Viktor	BUL	34	21	3	58
22	18	AMARAL Dante	BRA	47	5	4	56
23	9	QUIROGA Rodrigo	ARG	46	3	5	54
23	4	KHTEY Taras	RUS	45	8	1	54
23	18	VOLKOV Alexander	RUS	35	13	6	54
26	8	PRIDDY William	USA	35	10	8	53
27	14	FEI Alessandro	ITA	36	12	3	51
28	6	VISSOTTO NEVES Leandro	BRA	39	6	3	48
28	15	GUNTHOR Max	GER	30	17	1	48
28	1	MASTRANGELO Luigi	ITA	30	13	5	48
31	14	CRER Pablo	ARG	31	10	5	46
31	2	WINIARSKI Michal	POL	35	9	2	46
33	18	NIKOLOV Nikolay	BUL	26	15	4	45
33	12	HOLMES Russell	USA	27	17	1	45
35	8	BOHME Marcus	GER	30	10	3	43
35	4	LEE David	USA	26	15	2	43
37	11	SOLE Sebastian	ARG	26	9	7	42
38	6	KALIBERDA Denys	GER	37	4	-	41
39	11	NIKOLOV Vladimir	BUL	31	7	2	40
40	3	APALIKOV Nikolay	RUS	21	13	3	37
41	15	ILINYKH Dmitriy	RUS	27	6	1	34
42	18	MOZDZONEK Marcin	POL	19	9	1	29
43	1	NOWAKOWSKI Piotr	POL	25	3	-	28
44	1	POPP Marcus	GER	22	3	-	25
45	13	TRAVICA Dragan	ITA	11	5	7	23
46	10	SCHOPS Jochen	GER	20	1	1	22
47	1	BRATOEV Georgi	BUL	9	7	5	21
47	16	McKIENZIE David	USA	14	1	6	21
49	1	REZENDE Bruno	BRA	7	6	7	20
49	3	PARODI Simone	ITA	19	-	1	20
Tournament Totals				3274	661	346	5904




Players Ranking by Skills
Classement des joueurs par compétence


As of SUN 12 AUG 2012 at 15:23

P5


BEST SPIKERS

Scoring Spike	Rk	No	Name	NOC	Spikes	Faults	Shots	Total Attempts	Eff %	
	1	17	MIKHAYLOV Maxim	RUS	124	31	61	216	43.06	
	2	15	ALEKSIEV Todor	BUL	88	22	53	163	40.49	
	3	8	ENDRES Murilo	BRA	85	20	57	162	40.12	
	4	9	BARTMAN Zbigniew	POL	81	25	51	157	35.67	
	5	19	SOKOLOV Tsvetan	BUL	111	34	71	216	35.65	
	6	6	KUREK Bartosz	POL	76	23	56	155	34.19	
	7	4	de SOUZA Wallace	BRA	72	23	49	144	34.03	
	8	1	ANDERSON Matthew	USA	70	24	47	141	32.62	
	9	13	STANLEY Clayton	USA	62	21	52	135	30.37	
	10	6	KALIBERDA Denys	GER	37	11	41	89	29.21	
Limit										
15.00%	Tournament Totals					3274	1210	2519	7003	29.47

BEST BLOCKERS

Scoring Block	Rk	No	Name	NOC	Kill Blocks	Faults	Rebounds	Total Attempts	Avg by Set
	1	15	GUNTHOR Max	GER	17	32	13	62	0.85
	2	12	HOLMES Russell	USA	17	26	25	68	0.81
	3	12	YOSIFOV Viktor	BUL	21	39	25	85	0.75
	4	4	LEE David	USA	15	24	32	71	0.71
	5	5	dos SANTOS JUNIOR Sidnei	BRA	16	38	33	87	0.55
	5	13	MUSERSKIY Dmitriy	RUS	16	28	31	75	0.55
	5	9	GROZER Gyorgy	GER	11	11	9	31	0.55
	8	18	NIKOLOV Nikolay	BUL	15	27	32	74	0.54
	9	14	CRER Pablo	ARG	10	26	25	61	0.50
	9	8	BOHME Marcus	GER	10	26	23	59	0.50
	Tournament Totals				661	1275	1203	3139	4.97

BEST SERVERS

Scoring Service	Rk	No	Name	NOC	Aces	Faults	Serve Hits	Total Attempts	Avg by Set
	1	11	SAVANI Cristian	ITA	20	38	42	100	0.69
	2	6	KUREK Bartosz	POL	10	29	51	90	0.48
	3	17	MIKHAYLOV Maxim	RUS	13	31	70	114	0.45
	4	8	TETYUKHIN Sergey	RUS	12	16	78	106	0.41
	5	9	GROZER Gyorgy	GER	8	26	28	62	0.40
	6	8	PRIDDY William	USA	8	6	50	64	0.38
	7	19	SOKOLOV Tsvetan	BUL	10	28	38	76	0.36
	8	11	SOLE Sebastian	ARG	7	9	70	86	0.35
	9	5	dos SANTOS JUNIOR Sidnei	BRA	10	21	59	90	0.34
	10	9	BARTMAN Zbigniew	POL	7	16	53	76	0.33
	Tournament Totals				346	980	4577	5903	2.60




Players Ranking by Skills
Classement des joueurs par compétence


As of SUN 12 AUG 2012 at 15:23

P5


BEST DIGGERS

Non-Scoring Diggers	Rk	No	Name	NOC	Digs	Faults	Receptions	Total Attempts	Avg by Set
	1	13	SALPAROV Teodor	BUL	77	20	13	110	2.75
	2	2	STEUERWALD Markus	GER	52	16	14	82	2.60
	3	10	SANTOS Sergio	BRA	75	21	16	112	2.59
	4	20	OBMOCHAEV Alexey	RUS	65	26	23	114	2.24
	5	16	IGNACZAK Krzysztof	POL	46	21	12	79	2.19
	6	17	MIKHAYLOV Maxim	RUS	52	14	10	76	1.79
	7	5	LAMBOURNE Richard	USA	35	11	9	55	1.67
	8	13	TRAVICA Dragan	ITA	45	20	21	86	1.55
	9	16	GONZALEZ Alexis	ARG	30	13	10	53	1.50
	10	16	BARI Andrea	ITA	41	8	4	53	1.41
Tournament Totals					2163	824	785	3772	16.26

BEST SETTERS

Non-Scoring Set	Rk	No	Name	NOC	Running Sets	Faults	Still Sets	Total Attempts	Avg by Set
	1	1	BRATOEV Georgi	BUL	320	9	285	614	11.43
	2	7	SUXHO Donald	USA	213	3	192	408	10.14
	3	1	REZENDE Bruno	BRA	291	2	250	543	10.03
	4	13	TRAVICA Dragan	ITA	286	6	309	601	9.86
	5	15	ZYGADLO Lukasz	POL	188	1	158	347	8.95
	6	15	de CECCO Luciano	ARG	173	3	168	344	8.65
	7	11	KAMPA Lukas	GER	144	-	141	285	7.20
	8	5	GRANKIN Sergey	RUS	189	1	150	340	6.52
	9	12	BUTKO Alexander	RUS	145	3	125	273	5.00
	10	4	TISCHER Simon	GER	67	4	97	168	3.35
Tournament Totals					3078	82	3659	6819	23.14

BEST RECEIVERS

Non-Scoring Receivers	Rk	No	Name	NOC	Excellents	Faults	Serve Receptions	Total Attempts	Succ %	
	1	16	IGNACZAK Krzysztof	POL	96	9	22	127	75.59	
	2	16	GONZALEZ Alexis	ARG	91	5	28	124	73.39	
	3	8	ENDRES Murilo	BRA	139	6	45	190	73.16	
	4	10	SANTOS Sergio	BRA	121	10	40	171	70.76	
	5	9	QUIROGA Rodrigo	ARG	87	8	29	124	70.16	
	6	13	SALPAROV Teodor	BUL	114	13	36	163	69.94	
	7	1	ANDERSON Matthew	USA	102	5	39	146	69.86	
	8	16	BARI Andrea	ITA	126	10	49	185	68.11	
	9	9	ZAYTSEV Ivan	ITA	112	13	45	170	65.88	
	10	2	STEUERWALD Markus	GER	88	8	39	135	65.19	
Limit										
25.00%	Tournament Totals					3057	342	1471	4870	62.77



Players Ranking by Skills
Classement des joueurs par compétence

As of SUN 12 AUG 2012 at 15:23

P5

BEST LIBEROS

Non-Scoring Liberos	Rk	No	Name	NOC	Excellents	Faults	In Play	Total Attempts	Avg by Set
	1	2	STEUERWALD Markus	GER	140	24	53	217	7.00
	2	13	SALPAROV Teodor	BUL	191	33	49	273	6.82
	3	10	SANTOS Sergio	BRA	196	31	56	283	6.76
	3	16	IGNACZAK Krzysztof	POL	142	30	34	206	6.76
	5	16	GONZALEZ Alexis	ARG	121	18	38	177	6.05
	6	16	BARI Andrea	ITA	167	18	53	238	5.76
	7	20	OBMOCHAEV Alexey	RUS	165	32	100	297	5.69
	8	5	LAMBOURNE Richard	USA	86	28	41	155	4.10
	9	17	GIOVI Andrea	ITA	45	14	10	69	1.55

NOTES

Only players whose teams advanced to the quarterfinals are ranked.

Best scorers - 50 players are listed, except where ties would extend the list beyond 50 in which case the tied players are not listed.

Skills - 10 players are listed per skill, except where ties would extend the list beyond 10 in which case the tied players are not listed.

LEGEND

Avg Average **Eff%** Efficiency **Rk** Rank **Succ%** Success %



Teams Ranking by Skills
Classement des équipes par compétence

As of SUN 12 AUG 2012 at 15:23

P6

Non-Scoring Dig	Rk	Team	Digs	Faults	Receptions	Total Attempts	Avg by Set	
	1	RUS - Russia	257	85	91	433	8.86	
	2	ITA - Italy	249	86	90	425	8.59	
	3	POL - Poland	179	57	52	288	8.52	
	4	BUL - Bulgaria	236	81	60	377	8.43	
	5	GER - Germany	167	79	61	307	8.35	
	6	USA - United States	171	59	61	291	8.14	
	7	BRA - Brazil	229	74	100	403	7.90	
	8	ARG - Argentina	136	71	56	263	6.80	
	NR	AUS - Australia	136	55	68	259	7.56	
	NR	GBR - Great Britain	117	54	35	206	7.80	
	NR	SRB - Serbia	148	62	63	273	7.40	
	NR	TUN - Tunisia	138	61	48	247	8.63	
	Tournament Totals			2163	824	785	3772	16.26

Non-Scoring Set	Rk	Team	Running Sets	Faults	Still Sets	Total Attempts	Avg by Set	
	1	RUS - Russia	372	7	371	750	12.83	
	2	POL - Poland	259	2	256	517	12.33	
	3	BUL - Bulgaria	340	12	355	707	12.14	
	4	BRA - Brazil	346	5	358	709	11.93	
	5	USA - United States	247	4	271	522	11.76	
	6	ITA - Italy	332	9	428	769	11.45	
	7	GER - Germany	226	5	304	535	11.30	
	8	ARG - Argentina	222	5	246	473	11.10	
	NR	AUS - Australia	193	5	262	460	10.72	
	NR	GBR - Great Britain	138	9	226	373	9.20	
	NR	SRB - Serbia	236	5	313	554	11.80	
	NR	TUN - Tunisia	167	14	269	450	10.44	
	Tournament Totals			3078	82	3659	6819	23.14

Non-Scoring Reception	Rk	Team	Excellents	Faults	Serve Receptions	Total Attempts	Succ %	
	1	ARG - Argentina	248	21	86	355	69.86	
	2	BRA - Brazil	331	28	120	479	69.10	
	3	ITA - Italy	339	34	149	522	64.94	
	4	POL - Poland	237	32	96	365	64.93	
	5	BUL - Bulgaria	345	47	140	532	64.85	
	6	USA - United States	233	33	105	371	62.80	
	7	GER - Germany	240	22	127	389	61.70	
	8	RUS - Russia	283	25	198	506	55.93	
	NR	AUS - Australia	189	19	109	317	59.62	
	NR	GBR - Great Britain	188	28	91	307	61.24	
	NR	SRB - Serbia	233	29	139	401	58.10	
	NR	TUN - Tunisia	191	24	111	326	58.59	
	Tournament Totals			3057	342	1471	4870	62.77

NOTES

Only teams advancing to the quarterfinals are ranked.

LEGEND

Avg Average **Eff%** Efficiency **NR** Not Ranked **Rk** Rank **Succ%** Success %



COMPETITION OFFICIALS
COMPETITION OFFICIALS

As of 15 July 2012

Function	Name	NOC
FIVB Control Committee		
President	WEI Jizhong	CHN - China
1st Executive Vice-President	HOFFIZ Cristobal Marte	DOM - Dominican Republic
Technical Delegates	TSIOKRIS Theofanis MEYER André	GRE - Greece LUX - Luxembourg
Volleyball Control Committee		
Event Directors	ELWANI Amr BORICIC Aleksandar	EGY - Egypt SRB - Serbia
Appeal Sub Committee and Venue Operations	ARENA Renato AZEVEDO Fbio BERBEN Philip SCHÜRMANN Banu Can CASTRO VERDUGO Saul CENTENO DE SAJCHE Marta GUMEL Abu Ahmed MOHAMMED Mushtaque WONGPRESERT Shanrit	ITA - Italy BRA - Brazil BUL - Bulgaria LIE - Liechtenstein MEX - Mexico GUA - Guatemala NGR - Nigeria TRI - Trinidad and Tobago THA - Thailand
Referee Sub Committee	KRAUS Gavriel MOHAMED Hassan BLUE Thomas NASEEB Jaafar Ali PALMEIRIM Josebel STEEL Alexander	ISR - Israel EGY - Egypt USA - United States of America BRN - Bahrain BRA - Brazil SCO - Scotland
VIS Delegates		
Medical Delegates	KONSTANTINOS Dimaras KUOPKA Tomasz HOLZGRAEFE Dr. Manfred	GRE - Greece POL - Poland GER - Germany
Press Delegates	HAMU Dr. Yuichiro COMARAZAMY Roosevelt	JPN - Japan DOM - Dominican Republic
Official Photographers	FERRARO Federico GALBIATI Fiorenzo	ITA - Italy ITA - Italy
FIVB Sports Event Directors	DE SANCTIS Mauro REBAUDENGO Piero	ITA - Italy ITA - Italy
FIVB Press Director	VAN ZWIETEN Gabrielle	ITA - Italy NED - Netherlands
FIVB IT Director	BAKER Richard RIGAMONTI Alberto	NZL - New Zealand SUI - Switzerland
International Referees		
Referee 1	AKIHIKO Tano	JPN - Japan
Referee 2	AL NAAMA Ibrahim	QAT - Qatar
Referee 3	BJELIC Zorica	SRB - Serbia
Referee 4	CESPEDES LASSI Denny	DOM - Dominican Republic
Referee 5	CHOLAKIAN Rolando	ARG - Argentina
Referee 6	DAVIDSON Mitch	CAN - Canada
Referee 7	ESPICALSKI Rogerio	BRA - Brazil
Referee 8	HOBOR Bela	HUN - Hungary
Referee 9	JIRAKAKUL Janpen	THA - Thailand
Referee 10	KARAMPETSOS Georgios	GRE - Greece
Referee 11	LODERUS Frans	NED - Netherlands
Referee 12	MCDUGALL Brian	GBR - Great Britain
Referee 13	RODRIGUEZ Suzana	ESP - Spain
Referee 14	SALVATORE Patricia	USA - United States of America
Referee 15	SANTI Simone	ITA - Italy
Referee 16	SHAABAN Nasr	EGY - Egypt
Referee 17	VELEZ MERCADO Jose Rogelio	PUR - Puerto Rico
Referee 18	WANG Ning	CHN - China
Referee 19	ZAHORCOVA Karin	CZE - Czech Republic
Referee 20	ZENOVICH Andrey	RUS - Russian Federation



Players Ranking by Skills
Classement des joueurs par compétence

As of SUN 12 AUG 2012 at 15:23

P5

BEST SCORERS

Rk	No	Name	NOC	Spike	Block	Serve	Total
1	17	MIKHAYLOV Maxim	RUS	124	11	13	148
2	19	SOKOLOV Tsvetan	BUL	111	8	10	129
3	7	LASKO Michal	ITA	96	13	7	116
4	11	SAVANI Cristian	ITA	77	9	20	106
5	8	ENDRES Murilo	BRA	85	9	4	98
6	15	ALEKSIEV Todor	BUL	88	7	2	97
7	9	BARTMAN Zbigniew	POL	81	6	7	94
8	6	KUREK Bartosz	POL	76	6	10	92
9	9	ZAYTSEV Ivan	ITA	76	7	8	91
10	13	MUSERSKIY Dmitriy	RUS	65	16	4	85
11	9	GROZER Gyorgy	GER	65	11	8	84
12	4	de SOUZA Wallace	BRA	72	9	2	83
13	1	ANDERSON Matthew	USA	70	6	6	82
14	13	STANLEY Clayton	USA	62	10	6	78
15	7	SKRIMOV Todor	BUL	59	8	8	75
16	7	CONTE Facundo	ARG	64	5	4	73
17	5	dos SANTOS JUNIOR Sidnei	BRA	46	16	10	72
17	8	TETYUKHIN Sergey	RUS	56	4	12	72
19	16	SAATKAMP Lucas	BRA	53	6	8	67
20	12	PEREYRA Federico	ARG	53	4	1	58
20	12	YOSIFOV Viktor	BUL	34	21	3	58
22	18	AMARAL Dante	BRA	47	5	4	56
23	9	QUIROGA Rodrigo	ARG	46	3	5	54
23	4	KHTEY Taras	RUS	45	8	1	54
23	18	VOLKOV Alexander	RUS	35	13	6	54
26	8	PRIDDY William	USA	35	10	8	53
27	14	FEI Alessandro	ITA	36	12	3	51
28	6	VISSOTTO NEVES Leandro	BRA	39	6	3	48
28	15	GUNTHOR Max	GER	30	17	1	48
28	1	MASTRANGELO Luigi	ITA	30	13	5	48
31	14	CRER Pablo	ARG	31	10	5	46
31	2	WINIARSKI Michal	POL	35	9	2	46
33	18	NIKOLOV Nikolay	BUL	26	15	4	45
33	12	HOLMES Russell	USA	27	17	1	45
35	8	BOHME Marcus	GER	30	10	3	43
35	4	LEE David	USA	26	15	2	43
37	11	SOLE Sebastian	ARG	26	9	7	42
38	6	KALIBERDA Denys	GER	37	4	-	41
39	11	NIKOLOV Vladimir	BUL	31	7	2	40
40	3	APALIKOV Nikolay	RUS	21	13	3	37
41	15	ILINYKH Dmitriy	RUS	27	6	1	34
42	18	MOZDZONEK Marcin	POL	19	9	1	29
43	1	NOWAKOWSKI Piotr	POL	25	3	-	28
44	1	POPP Marcus	GER	22	3	-	25
45	13	TRAVICA Dragan	ITA	11	5	7	23
46	10	SCHOPS Jochen	GER	20	1	1	22
47	1	BRATOEV Georgi	BUL	9	7	5	21
47	16	McKIENZIE David	USA	14	1	6	21
49	1	REZENDE Bruno	BRA	7	6	7	20
49	3	PARODI Simone	ITA	19	-	1	20
Tournament Totals				3274	661	346	5904




Players Ranking by Skills
Classement des joueurs par compétence


As of SUN 12 AUG 2012 at 15:23

P5


BEST SPIKERS

Scoring Spike	Rk	No	Name	NOC	Spikes	Faults	Shots	Total Attempts	Eff %	
	1	17	MIKHAYLOV Maxim	RUS	124	31	61	216	43.06	
	2	15	ALEKSIEV Todor	BUL	88	22	53	163	40.49	
	3	8	ENDRES Murilo	BRA	85	20	57	162	40.12	
	4	9	BARTMAN Zbigniew	POL	81	25	51	157	35.67	
	5	19	SOKOLOV Tsvetan	BUL	111	34	71	216	35.65	
	6	6	KUREK Bartosz	POL	76	23	56	155	34.19	
	7	4	de SOUZA Wallace	BRA	72	23	49	144	34.03	
	8	1	ANDERSON Matthew	USA	70	24	47	141	32.62	
	9	13	STANLEY Clayton	USA	62	21	52	135	30.37	
	10	6	KALIBERDA Denys	GER	37	11	41	89	29.21	
Limit										
15.00%	Tournament Totals					3274	1210	2519	7003	29.47

BEST BLOCKERS

Scoring Block	Rk	No	Name	NOC	Kill Blocks	Faults	Rebounds	Total Attempts	Avg by Set
	1	15	GUNTHOR Max	GER	17	32	13	62	0.85
	2	12	HOLMES Russell	USA	17	26	25	68	0.81
	3	12	YOSIFOV Viktor	BUL	21	39	25	85	0.75
	4	4	LEE David	USA	15	24	32	71	0.71
	5	5	dos SANTOS JUNIOR Sidnei	BRA	16	38	33	87	0.55
	5	13	MUSERSKIY Dmitriy	RUS	16	28	31	75	0.55
	5	9	GROZER Gyorgy	GER	11	11	9	31	0.55
	8	18	NIKOLOV Nikolay	BUL	15	27	32	74	0.54
	9	14	CRER Pablo	ARG	10	26	25	61	0.50
	9	8	BOHME Marcus	GER	10	26	23	59	0.50
	Tournament Totals				661	1275	1203	3139	4.97

BEST SERVERS

Scoring Service	Rk	No	Name	NOC	Aces	Faults	Serve Hits	Total Attempts	Avg by Set
	1	11	SAVANI Cristian	ITA	20	38	42	100	0.69
	2	6	KUREK Bartosz	POL	10	29	51	90	0.48
	3	17	MIKHAYLOV Maxim	RUS	13	31	70	114	0.45
	4	8	TETYUKHIN Sergey	RUS	12	16	78	106	0.41
	5	9	GROZER Gyorgy	GER	8	26	28	62	0.40
	6	8	PRIDY William	USA	8	6	50	64	0.38
	7	19	SOKOLOV Tsvetan	BUL	10	28	38	76	0.36
	8	11	SOLE Sebastian	ARG	7	9	70	86	0.35
	9	5	dos SANTOS JUNIOR Sidnei	BRA	10	21	59	90	0.34
	10	9	BARTMAN Zbigniew	POL	7	16	53	76	0.33
	Tournament Totals				346	980	4577	5903	2.60




Players Ranking by Skills
Classement des joueurs par compétence


As of SUN 12 AUG 2012 at 15:23

P5


BEST DIGGERS

Non-Scoring Diggers	Rk	No	Name	NOC	Digs	Faults	Receptions	Total Attempts	Avg by Set
	1	13	SALPAROV Teodor	BUL	77	20	13	110	2.75
	2	2	STEUERWALD Markus	GER	52	16	14	82	2.60
	3	10	SANTOS Sergio	BRA	75	21	16	112	2.59
	4	20	OBMOCHAEV Alexey	RUS	65	26	23	114	2.24
	5	16	IGNACZAK Krzysztof	POL	46	21	12	79	2.19
	6	17	MIKHAYLOV Maxim	RUS	52	14	10	76	1.79
	7	5	LAMBOURNE Richard	USA	35	11	9	55	1.67
	8	13	TRAVICA Dragan	ITA	45	20	21	86	1.55
	9	16	GONZALEZ Alexis	ARG	30	13	10	53	1.50
	10	16	BARI Andrea	ITA	41	8	4	53	1.41
Tournament Totals					2163	824	785	3772	16.26

BEST SETTERS

Non-Scoring Set	Rk	No	Name	NOC	Running Sets	Faults	Still Sets	Total Attempts	Avg by Set
	1	1	BRATOEV Georgi	BUL	320	9	285	614	11.43
	2	7	SUXHO Donald	USA	213	3	192	408	10.14
	3	1	REZENDE Bruno	BRA	291	2	250	543	10.03
	4	13	TRAVICA Dragan	ITA	286	6	309	601	9.86
	5	15	ZYGADLO Lukasz	POL	188	1	158	347	8.95
	6	15	de CECCO Luciano	ARG	173	3	168	344	8.65
	7	11	KAMPA Lukas	GER	144	-	141	285	7.20
	8	5	GRANKIN Sergey	RUS	189	1	150	340	6.52
	9	12	BUTKO Alexander	RUS	145	3	125	273	5.00
	10	4	TISCHER Simon	GER	67	4	97	168	3.35
Tournament Totals					3078	82	3659	6819	23.14

BEST RECEIVERS

Non-Scoring Receivers	Rk	No	Name	NOC	Excellents	Faults	Serve Receptions	Total Attempts	Succ %	
	1	16	IGNACZAK Krzysztof	POL	96	9	22	127	75.59	
	2	16	GONZALEZ Alexis	ARG	91	5	28	124	73.39	
	3	8	ENDRES Murilo	BRA	139	6	45	190	73.16	
	4	10	SANTOS Sergio	BRA	121	10	40	171	70.76	
	5	9	QUIROGA Rodrigo	ARG	87	8	29	124	70.16	
	6	13	SALPAROV Teodor	BUL	114	13	36	163	69.94	
	7	1	ANDERSON Matthew	USA	102	5	39	146	69.86	
	8	16	BARI Andrea	ITA	126	10	49	185	68.11	
	9	9	ZAYTSEV Ivan	ITA	112	13	45	170	65.88	
	10	2	STEUERWALD Markus	GER	88	8	39	135	65.19	
Limit										
25.00%	Tournament Totals					3057	342	1471	4870	62.77




Players Ranking by Skills
Classement des joueurs par compétence

As of SUN 12 AUG 2012 at 15:23

P5

BEST LIBEROS

Non-Scoring Liberos	Rk	No	Name	NOC	Excellents	Faults	In Play	Total Attempts	Avg by Set
	1	2	STEUERWALD Markus	GER	140	24	53	217	7.00
	2	13	SALPAROV Teodor	BUL	191	33	49	273	6.82
	3	10	SANTOS Sergio	BRA	196	31	56	283	6.76
	3	16	IGNACZAK Krzysztof	POL	142	30	34	206	6.76
	5	16	GONZALEZ Alexis	ARG	121	18	38	177	6.05
	6	16	BARİ Andrea	ITA	167	18	53	238	5.76
	7	20	OBMOCHAEV Alexey	RUS	165	32	100	297	5.69
	8	5	LAMBOURNE Richard	USA	86	28	41	155	4.10
	9	17	GIOVI Andrea	ITA	45	14	10	69	1.55

NOTES

Only players whose teams advanced to the quarterfinals are ranked.

Best scorers - 50 players are listed, except where ties would extend the list beyond 50 in which case the tied players are not listed.

Skills - 10 players are listed per skill, except where ties would extend the list beyond 10 in which case the tied players are not listed.

LEGEND

Avg Average **Eff%** Efficiency **Rk** Rank **Succ%** Success %



Players Ranking by Skills
Classement des joueurs par compétence

As of SAT 11 AUG 2012 at 20:21

P5

BEST SCORERS

Rk	No	Name	NOC	Spike	Block	Serve	Total
1	10	KIM Yeon-Koung	KOR	185	15	7	207
2	19	HOOKER Destinee	USA	136	21	4	161
3	18	KIMURA Saori	JPN	133	5	4	142
4	13	CASTRO Sheilla	BRA	121	9	10	140
5	11	GAMOVA Ekaterina	RUS	99	18	7	124
6	8	GONCHAROVA Nataliya	RUS	105	13	4	122
7	6	MENEZES Thaisa	BRA	83	24	3	110
8	12	HAN Song-Yi	KOR	85	12	5	102
9	4	HUI Ruoqi	CHN	84	8	8	100
10	1	CLAUDINO Fabiana	BRA	59	30	6	95
10	16	AKINRADEWO Foluke	USA	67	25	3	95
12	16	EBATA Yukiko	JPN	88	4	2	94
13	16	RODRIGUES Fernanda	BRA	73	12	4	89
14	17	GIOLI Simona	ITA	65	21	2	88
15	8	CARVALHO Jaqueline	BRA	80	6	1	87
16	10	LARSON Jordan	USA	68	9	3	80
17	18	de la CRUZ de PENA Bethania	DOM	69	7	3	79
18	15	del CORE Antonella	ITA	63	8	6	77
19	18	COSTAGRANDE Carolina del Pilar	ITA	67	8	1	76
20	15	TOM Logan	USA	61	10	4	75
21	14	RIVERA BRENS Prisilla Altagracia	DOM	60	7	2	69
22	9	YANG Junjing	CHN	46	18	2	66
22	10	CABRAL de la CRUZ Milagros	DOM	59	6	1	66
24	16	BOSETTI Lucia	ITA	52	6	7	65
24	12	SHINNABE Risa	JPN	54	7	4	65
26	11	OTOMO Ai	JPN	51	6	5	62
27	11	XU Yunli	CHN	43	14	2	59
27	13	JUNG Dae-Young	KOR	44	15	-	59
29	14	SAKODA Saori	JPN	52	2	3	57
29	17	YANG Hyo-Jin	KOR	35	17	5	57
31	1	WANG Yimei	CHN	52	1	3	56
31	19	KIM Hee-Jin	KOR	49	5	2	56
33	13	ARRIGHETTI Valentina	ITA	41	9	4	54
33	5	SHASHKOVA Liubov	RUS	52	2	-	54
35	3	PEREPELKINA Maria	RUS	35	13	3	51
36	17	ZHANG Lei	CHN	39	7	2	48
37	12	ZENG Chunlei	CHN	37	5	4	46
37	13	HARMOTTO Christa	USA	31	13	2	46
39	15	MA Yunwen	CHN	34	8	1	43
40	6	CHU Jinling	CHN	33	2	5	40
41	8	ARIAS PEREZ Candida Estefany	DOM	28	8	2	38
42	4	ESTES Evgenia	RUS	24	8	1	33
43	5	ARAKI Erika	JPN	20	5	7	32
44	1	BORISENKO Maria	RUS	14	12	5	31
45	1	VARGAS VALDEZ Annerys Victoria	DOM	18	9	2	29
46	17	MAMBRU CASILLA Gina Altagracia	DOM	27	1	-	28
47	4	PEQUENO Paula	BRA	23	3	-	26
47	7	INOUE Kaori	JPN	16	8	2	26
49	12	PICCININI Francesca	ITA	21	2	2	25
49	14	HWANG Youn-Joo	KOR	20	2	3	25
Tournament Totals				3851	644	278	6094




Players Ranking by Skills
Classement des joueurs par compétence


As of SAT 11 AUG 2012 at 20:21

P5


BEST SPIKERS

Scoring Spike	Rk	No	Name	NOC	Spikes	Faults	Shots	Total Attempts	Eff %
	1	19	HOOKER Destinee	USA	136	26	128	290	37.93
	2	17	GIOLI Simona	ITA	65	14	56	135	37.78
	3	10	KIM Yeon-Koung	KOR	185	47	156	388	35.57
	4	8	GONCHAROVA Nataliya	RUS	105	28	92	225	34.22
	5	11	GAMOVA Ekaterina	RUS	99	23	108	230	33.04
	6	8	CARVALHO Jaqueline	BRA	80	19	90	189	32.28
	7	14	RIVERA BRENS Prisilla Altagracia	DOM	60	16	64	140	31.43
	8	16	EBATA Yukiko	JPN	88	23	100	211	30.81
	9	15	del CORE Antonella	ITA	63	18	69	150	30.00
	10	10	LARSON Jordan	USA	68	17	90	175	29.14
Limit									
15.00%	Tournament Totals				3851	1383	4292	9526	25.91

BEST BLOCKERS

Scoring Block	Rk	No	Name	NOC	Kill Blocks	Faults	Rebounds	Total Attempts	Avg by Set
	1	1	CLAUDINO Fabiana	BRA	30	47	73	150	0.94
	2	16	AKINRADEWO Foluke	USA	25	32	60	117	0.93
	3	17	GIOLI Simona	ITA	21	23	51	95	0.91
	4	19	HOOKER Destinee	USA	21	23	21	65	0.78
	5	6	MENEZES Thaisa	BRA	24	38	66	128	0.75
	5	11	GAMOVA Ekaterina	RUS	18	20	30	68	0.75
	7	9	YANG Junjing	CHN	18	22	35	75	0.69
	8	17	YANG Hyo-Jin	KOR	17	34	31	82	0.55
	9	3	PEREPELKINA Maria	RUS	13	30	56	99	0.54
	9	11	XU Yunli	CHN	14	19	26	59	0.54
	Tournament Totals				644	1302	1812	3758	4.57

BEST SERVERS

Scoring Service	Rk	No	Name	NOC	Aces	Faults	Serve Hits	Total Attempts	Avg by Set
	1	13	CASTRO Sheilla	BRA	10	11	92	113	0.31
	1	4	HUI Ruoqi	CHN	8	4	93	105	0.31
	3	16	BOSETTI Lucia	ITA	7	4	74	85	0.30
	4	11	GAMOVA Ekaterina	RUS	7	4	82	93	0.29
	5	15	del CORE Antonella	ITA	6	15	62	83	0.26
	6	5	ARAKI Erika	JPN	7	3	78	88	0.25
	7	10	KIM Yeon-Koung	KOR	7	13	104	124	0.23
	8	1	BORISENKO Maria	RUS	5	2	67	74	0.21
	9	1	CLAUDINO Fabiana	BRA	6	7	70	83	0.19
	9	6	CHU Jinling	CHN	5	3	42	50	0.19
	Tournament Totals				278	474	5342	6094	1.97




Players Ranking by Skills
Classement des joueurs par compétence


As of SAT 11 AUG 2012 at 20:21

P5


BEST DIGGERS

Non-Scoring Diggers	Rk	No	Name	NOC	Digs	Faults	Receptions	Total Attempts	Avg by Set
	1	5	CASTILLO Brenda	DOM	122	20	25	167	6.10
	2	7	ZHANG Xian	CHN	124	23	24	171	4.77
	3	10	SANO Yuko	JPN	115	25	22	162	4.11
	4	5	KIM Hae-Ran	KOR	121	32	28	181	3.90
	5	3	TAKESHITA Yoshie	JPN	102	17	26	145	3.64
	6	14	OLIVEIRA Fabiana	BRA	115	50	32	197	3.59
	6	6	DAVIS Nicole	USA	97	28	24	149	3.59
	8	18	KIMURA Saori	JPN	92	16	19	127	3.29
	9	3	CROCE Paola	ITA	75	26	15	116	3.26
	10	7	KRYUCHKOVA Svetlana	RUS	77	36	17	130	3.21
Tournament Totals					3750	1153	1259	6162	26.60

BEST SETTERS

Non-Scoring Set	Rk	No	Name	NOC	Running Sets	Faults	Still Sets	Total Attempts	Avg by Set
	1	13	STARTSEVA Evgeniya	RUS	307	5	364	676	12.79
	2	8	WEI Qiuyue	CHN	314	5	384	703	12.08
	3	3	TAKESHITA Yoshie	JPN	331	3	446	780	11.82
	4	4	BERG Lindsey	USA	263	1	311	575	9.74
	5	3	LINS Danielle	BRA	311	3	331	645	9.72
	6	4	KIM Sa-Nee	KOR	265	-	354	619	8.55
	7	14	LO BIANCO Eleonora	ITA	192	6	260	458	8.35
	8	12	ECHENIQUE MEDINA Karla Miguelina	DOM	136	3	217	356	6.80
	9	7	MARTE FRICA Niverka Dharlenis	DOM	98	4	115	217	4.90
	10	5	RONDON Giulia	ITA	82	-	77	159	3.57
Tournament Totals					3599	89	5538	9226	25.52

BEST RECEIVERS

Non-Scoring Receivers	Rk	No	Name	NOC	Excellents	Faults	Serve Receptions	Total Attempts	Succ %	
	1	16	RODRIGUES Fernanda	BRA	148	7	27	182	81.32	
	2	7	KRYUCHKOVA Svetlana	RUS	92	6	17	115	80.00	
	3	3	CROCE Paola	ITA	81	3	20	104	77.88	
	4	15	del CORE Antonella	ITA	114	10	24	148	77.03	
	5	6	DAVIS Nicole	USA	127	6	38	171	74.27	
	6	4	HUI Ruoqi	CHN	117	5	39	161	72.67	
	7	12	SHINNABE Risa	JPN	115	10	36	161	71.43	
	8	5	KIM Hae-Ran	KOR	111	8	37	156	71.15	
	9	10	KIM Yeon-Koung	KOR	121	5	46	172	70.35	
	10	17	ZHANG Lei	CHN	106	8	37	151	70.20	
Limit										
25.00%	Tournament Totals					3733	273	1508	5514	67.70



Players Ranking by Skills
Classement des joueurs par compétence

As of SAT 11 AUG 2012 at 20:21

P5

BEST LIBEROS

Non-Scoring Liberos	Rk	No	Name	NOC	Excellents	Faults	In Play	Total Attempts	Avg by Set
	1	5	CASTILLO Brenda	DOM	196	22	46	264	9.80
	2	6	DAVIS Nicole	USA	224	34	62	320	8.30
	3	7	ZHANG Xian	CHN	211	31	46	288	8.12
	4	5	KIM Hae-Ran	KOR	232	40	65	337	7.48
	5	10	SANO Yuko	JPN	206	29	42	277	7.36
	6	7	KRYUCHKOVA Svetlana	RUS	169	42	34	245	7.04
	7	14	OLIVEIRA Fabiana	BRA	220	52	48	320	6.88
	8	3	CROCE Paola	ITA	156	29	35	220	6.78

NOTES

Only players whose teams advanced to the quarterfinals are ranked.
Best scorers - 50 players are listed, except where ties would extend the list beyond 50 in which case the tied players are not listed.
Skills - 10 players are listed per skill, except where ties would extend the list beyond 10 in which case the tied players are not listed.

LEGEND

Avg Average **Eff%** Efficiency **Rk** Rank **Succ%** Success %



COMPETITION OFFICIALS
COMPETITION OFFICIALS

As of 15 July 2012

Function	Name	NOC
FIVB Control Committee		
President	WEI Jizhong	CHN - China
1st Executive Vice-President	HOFFIZ Cristobal Marte	DOM - Dominican Republic
Technical Delegates	TSIOKRIS Theofanis MEYER André	GRE - Greece LUX - Luxembourg
Volleyball Control Committee		
Event Directors	ELWANI Amr BORICIC Aleksandar	EGY - Egypt SRB - Serbia
Appeal Sub Committee and Venue Operations	ARENA Renato AZEVEDO Fbio BERBEN Philip SCHÜRMAN Banu Can CASTRO VERDUGO Saul CENTENO DE SAJCHE Marta GUMEL Abu Ahmed MOHAMMED Mushtaque WONGPRESERT Shanrit	ITA - Italy BRA - Brazil BUL - Bulgaria LIE - Liechtenstein MEX - Mexico GUA - Guatemala NGR - Nigeria TRI - Trinidad and Tobago THA - Thailand
Referee Sub Committee	KRAUS Gavriel MOHAMED Hassan BLUE Thomas NASEEB Jaafar Ali PALMEIRIM Josebel STEEL Alexander	ISR - Israel EGY - Egypt USA - United States of America BRN - Bahrain BRA - Brazil SCO - Scotland
VIS Delegates		
Medical Delegates	KONSTANTINOS Dimaras KUOPKA Tomasz HOLZGRAEFE Dr. Manfred	GRE - Greece POL - Poland GER - Germany
Press Delegates	HAMU Dr. Yuichiro COMARAZAMY Roosevelt	JPN - Japan DOM - Dominican Republic
Official Photographers	FERRARO Federico GALBIATI Fiorenzo	ITA - Italy ITA - Italy
FIVB Sports Event Directors	DE SANCTIS Mauro REBAUDENGO Piero	ITA - Italy ITA - Italy
FIVB Press Director	VAN ZWIETEN Gabrielle	ITA - Italy NED - Netherlands
FIVB IT Director	BAKER Richard RIGAMONTI Alberto	NZL - New Zealand SUI - Switzerland
International Referees		
Referee 1	AKIHIKO Tano	JPN - Japan
Referee 2	AL NAAMA Ibrahim	QAT - Qatar
Referee 3	BJELIC Zorica	SRB - Serbia
Referee 4	CESPEDES LASSI Denny	DOM - Dominican Republic
Referee 5	CHOLAKIAN Rolando	ARG - Argentina
Referee 6	DAVIDSON Mitch	CAN - Canada
Referee 7	ESPICALSKI Rogerio	BRA - Brazil
Referee 8	HOBOR Bela	HUN - Hungary
Referee 9	JIRAKAKUL Janpen	THA - Thailand
Referee 10	KARAMPETSOS Georgios	GRE - Greece
Referee 11	LODERUS Frans	NED - Netherlands
Referee 12	MCDUGALL Brian	GBR - Great Britain
Referee 13	RODRIGUEZ Suzana	ESP - Spain
Referee 14	SALVATORE Patricia	USA - United States of America
Referee 15	SANTI Simone	ITA - Italy
Referee 16	SHAABAN Nasr	EGY - Egypt
Referee 17	VELEZ MERCADO Jose Rogelio	PUR - Puerto Rico
Referee 18	WANG Ning	CHN - China
Referee 19	ZAHORCOVA Karin	CZE - Czech Republic
Referee 20	ZENOVICH Andrey	RUS - Russian Federation