



WTCC

FIA World Touring Car Championship

Rounds 3 & 4
Marrakech, Morocco
5 April – 7 April 2013



Timing and Results by MST SYSTEMS Ltd

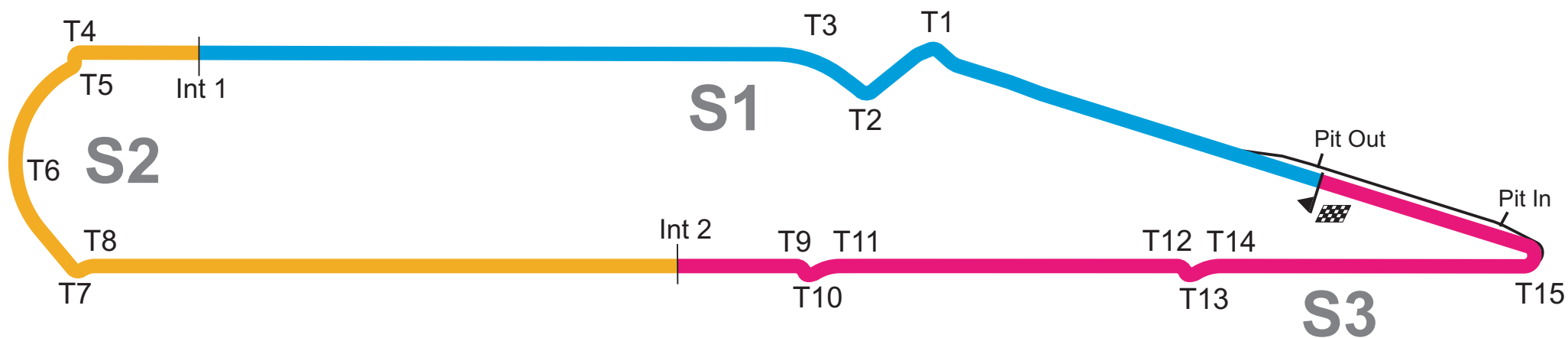
www.fiawtcc.com

www.mstworld.com



Marrakech, Morocco
5 - 7th April 2013

—▲	Start Line
▣	Finish "Line"
	Start Line Offset 0,0 Km
	Int 1 @ 1,618 Km
	Int 2 @ 3,015 Km
	Circuit Centerline 4,545 Km
	Pit in @ 4,320 Km
	Pit out @ 0,018 Km
	Pit in to Pit out 0,276 Km
	A lap by the Pits 4,581 Km
T = Turn Number	S = Sector



**2013 FIA World Touring Car Championship
FREE PRACTICE 1**

POS	NO	CLS	DRIVER	NAT	CAR	TIME	LAPS	GAP	KPH
1	12		Yvan MULLER	FRA	Chevrolet Cruze 1.6T	1:46.093	11		154.22
2	3		Gabriele TARQUINI	ITA	Honda Civic	1:46.125	12	0.032	154.17
3	23		Tom CHILTON	GBR	Chevrolet Cruze 1.6T	1:46.168	10	0.075	154.11
4	5		Norbert MICHELISZ	HUN	Honda Civic	1:46.601	13	0.508	153.48
5	10		James THOMPSON	GBR	Lada Granta	1:46.702	13	0.609	153.34
6	15		Tom CORONEL	NLD	BMW 320 TC	1:46.835	14	0.742	153.15
7	17	I	Michel NYKJAER	DNK	Chevrolet Cruze 1.6T	1:46.975	13	0.882	152.95
8	9	I	Alex MACDOWALL	GBR	Chevrolet Cruze 1.6T	1:46.995	13	0.902	152.92
9	18		Tiago MONTEIRO	PRT	Honda Civic	1:47.039	13	0.946	152.86
10	19	I	Fernando MONJE	ESP	SEAT Leon WTCC	1:47.347	13	1.254	152.42
11	26	I	Stefano D'ASTE	ITA	BMW 320 TC	1:47.442	14	1.349	152.28
12	14	I	James NASH	GBR	Chevrolet Cruze 1.6T	1:47.442	13	1.349	152.28
13	38		Marc BASSENG	DEU	SEAT Leon WTCC	1:47.507	14	1.414	152.19
14	6	I	Franz ENGSTLER	DEU	BMW 320 TC	1:47.954	12	1.861	151.56
15	1		Rob HUFF	GBR	SEAT Leon WTCC	1:47.993	10	1.900	151.51
16	22	I	Tom BOARDMAN	GBR	SEAT Leon WTCC	1:48.058	10	1.965	151.41
17	55	I	Darryl O'YOUNG	HKG	BMW 320 TC	1:48.246	13	2.153	151.15
18	74		Pepe ORIOLA	ESP	SEAT Leon WTCC	1:48.500	11	2.407	150.80
19	25	I	Mehdi BENNANI	MAR	BMW 320 TC	1:48.797	15	2.704	150.39
20	7	I	Charles NG	HKG	BMW 320 TC	1:49.176	14	3.083	149.86
21	73	I	Fredy BARTH	CHE	BMW 320 TC	1:49.694	15	3.601	149.16
22	8		Mikhail KOZLOVSKIY	RUS	Lada Granta	1:50.341	15	4.248	148.28
23	37	I	Rene MUNNICH	DEU	SEAT Leon WTCC	1:52.175	14	6.082	145.86

Marrakech

For Media Information Purposes - No Regulatory Value.

Circuit Length = 4.5450 km.

Weather/Track: Sun 14C/Dry 37C

Start: 09:00 End: 09:30

Race Director:	Steward:	Timekeeper:	Issued at:
----------------	----------	-------------	------------

2013 FIA World Touring Car Championship

Free Practice 1 - Sector Analysis Report

Lap	S1 Time	S1 Spd	S2 Time	S2 Spd	S3 Time	S3 Spd	Lap Time	Pit	Lap	S1 Time	S1 Spd	S2 Time	S2 Spd	S3 Time	S3 Spd	Lap Time	Pit
1 HUFF GBR SEAT Leon WTCC																	
1	11:23.262	138.8	45.490	113.0	50.703		12:59.455		7	44.836	150.2	37.979	162.9	44.846	174.8	2:07.661	
2	41.259	155.5	48.805	108.0	49.487	154.4	2:19.551		8	34.576	232.1	33.387	214.0	41.760		1:49.723	
3	40.854	155.3	40.224	131.5	49.297		2:10.375		9	34.528	230.6	34.334	192.4	41.405		1:50.267	
4	35.096	229.7	34.758	204.4	42.937		1:52.791		10	34.437	235.6	32.918	187.4	40.638		1:47.993	
5	35.027	231.6	33.917	198.7	41.482	175.1	1:50.426										
6	38.942	182.0	37.397	149.1			11:18.193	Pit									
3 TARQUINI ITA Honda Civic																	
1	11:04.020	177.0	40.369	140.7	48.114		12:32.503		8	34.085	233.1	32.653	214.7	39.980	176.5	1:46.718	
2	38.419	202.2	36.857	192.9	43.756		1:59.032		9	34.073	233.1	39.940	173.1	48.328	177.2	2:02.341	
3	34.914	233.1	33.779	199.3	42.229	174.8	1:50.922		10	34.143	235.6	34.817	170.2	41.127	177.2	1:50.087	
4	34.648	233.6	33.191	200.4	41.347		1:49.186		11	33.973	236.6	32.397	210.3	39.755	177.8	1:46.125	
5	43.828	142.5	41.596	182.7	4:02.409		5:27.833	Pit	12	33.766	237.1	32.406	221.9	1:07.710		2:13.882	Pit
6	52.525	132.7	39.840	162.9	42.970	175.5	2:15.335										
7	34.502	231.6	33.151	206.7	40.591	176.5	1:48.244										
5 MICHELISZ HUN Honda Civic																	
1	11:09.607	148.5	42.774	128.7	48.417		12:40.798		8	35.628	213.6	34.709	184.1	2:38.413		3:48.750	Pit
2	37.208	198.1	38.030	147.6	43.903		1:59.141		9	42.822	232.6	34.135	191.9	40.758	175.8	1:57.715	
3	34.991	221.8	33.999	186.0	44.565	173.8	1:53.555		10	34.404	235.1	32.863	204.9	40.112	176.8	1:47.379	
4	34.838	234.6	33.851	193.9	41.397		1:50.086		11	34.083	236.6	32.575	209.1	39.943	178.2	1:46.601	
5	34.418	235.6	33.283	196.0	41.312	175.5	1:49.013		12	35.453	211.9	35.310	171.0	2:02.355		3:13.118	Pit
6	36.699	228.7	34.332	162.9	43.192	175.8	1:54.223		13	44.152	198.5	34.268	195.5	43.740		2:02.160	
7	34.614	235.1	33.304	202.6	40.538	175.8	1:48.456										
6 ENGSTLER DEU BMW 320 TC I																	
1	11:13.624	170.2	40.882	136.0	49.195		12:43.701		8	34.606	231.1	33.842	206.7	43.297	173.5	1:51.745	
2	36.198	176.8	37.045	164.4	7:29.296		8:42.539	Pit	9	34.264	233.6	33.300	198.2	41.350	173.5	1:48.914	
3	43.854	219.1	35.091	190.9	42.197	174.1	2:01.142		10	34.410	231.1	33.841	185.0	44.755		1:53.006	
4	34.660	226.8	34.574	190.4	42.033	174.4	1:51.267		11	34.176	233.6	33.192	198.2	40.801		1:48.169	
5	34.436	230.6	34.245	190.9	41.788	173.8	1:50.469		12	34.181	233.1	33.070	204.4	40.703		1:47.954	
6	34.719	231.6	33.927	199.3	41.836	173.8	1:50.482										
7	34.611	230.6	33.469	196.0	42.081	171.2	1:50.161										
7 NG HKG BMW 320 TC I																	
1	11:14.024	168.4	41.114	147.6	49.060		12:44.198		9	47.501	225.4	34.546	201.0	41.067	173.8	2:03.114	
2	36.013	172.9	37.241	165.2	44.545		1:57.799		10	34.768	232.6	33.955	196.6	41.235	174.4	1:49.958	
3	35.120	231.6	34.858	202.1	2:53.529		4:03.507	Pit	11	34.686	231.6	33.684	201.5	40.876		1:49.246	
4	43.698	189.3	35.472	197.1	49.369	172.5	2:08.539		12	34.726	230.6	33.852	198.2	40.598		1:49.176	
5	35.299	231.6	34.748	201.0	42.767	174.1	1:52.814		13	34.751	231.1	33.871	199.8	41.924		1:50.546	
6	35.510	229.7	34.851	198.7	42.721	173.1	1:53.082		14	35.031	229.7	33.692	198.2	41.008		1:49.731	
7	35.328	228.7	34.633	192.4	42.149	173.1	1:52.110										
8	35.164	228.7	34.872	196.0	2:34.876		3:44.912	Pit									



Weather/Track: Sun 14C/Dry 37C

Circuit Length - 4.545 kilometres
Marrakech
Morocco

2013 FIA World Touring Car Championship

Free Practice 1 - Sector Analysis Report

Lap	S1 Time	S1 Spd	S2 Time	S2 Spd	S3 Time	S3 Spd	Lap Time	Pit	Lap	S1 Time	S1 Spd	S2 Time	S2 Spd	S3 Time	S3 Spd	Lap Time	Pit
8 KOZLOVSKIY RUS Lada Granta																	
1							14:42.135	Pit	9	34.727	232.1	34.343	202.6	42.859	174.8	1:51.929	
2	48.203	167.8	38.561	125.8	46.990	172.1	2:13.754		10	34.588	234.1	34.097	188.9	42.059	175.1	1:50.744	
3	36.815	195.3	36.702	160.8	45.808	173.1	1:59.325		11	34.592	235.1	34.054	191.4	42.697	175.5	1:51.343	
4	35.818	220.4	36.750	152.6	44.408	173.8	1:56.976		12	34.379	237.1	34.009	206.1	46.791		1:55.179	
5	35.510	235.1	35.138	177.7	43.360	174.1	1:54.008		13	34.883	228.2	34.010	198.7	41.999		1:50.892	
6	36.992	225.9	35.034	193.9	42.633	175.1	1:54.659		14	34.362	233.6	33.962	185.0	42.017		1:50.341	
7	34.844	219.1	34.903	197.7	49.969	175.5	1:59.716		15	34.676	231.1	34.070	189.9	41.608		1:50.354	
8	34.877	233.1	34.473	186.9	42.537	174.1	1:51.887										
9 MACDOWALL GBR Chevrolet Cruze 1.6T I																	
1	11:05.126	151.4	43.233	142.4	2:43.780		14:32.139	Pit	8	34.972	226.8	33.956	192.9	45.043	176.1	1:53.971	
2	51.010	211.5	35.419	185.5	45.776	176.1	2:12.205		9	34.332	239.2	32.981	199.3	40.953	177.2	1:48.266	
3	35.284	235.6	33.847	193.9	42.629		1:51.760		10	33.832	241.3	33.182	189.4	40.849	177.5	1:47.863	
4	34.431	239.7	33.767	191.9	42.246	176.5	1:50.444		11	34.158	239.2	33.058	210.3	39.779		1:46.995	
5	34.513	237.6	33.296	209.7	41.453	174.8	1:49.262		12	33.999	237.6	33.108	207.9	40.544		1:47.651	
6	34.670	188.0	36.081	167.5	3:20.984		4:31.735	Pit	13	33.760	237.1	32.788	213.4	40.466		1:47.014	
7	1:00.576	232.1	34.784	180.4	42.534	176.5	2:17.894										
10 THOMPSON GBR Lada Granta																	
1	11:33.863	184.5	41.917	116.3	4:22.664		16:38.444	Pit	8	34.444	235.6	33.410	199.3	40.333	176.8	1:48.187	
2	48.152	208.7	36.243	177.3	43.995		2:08.390		9	33.896	237.6	32.899	196.0	40.692	176.8	1:47.487	
3	35.737	234.6	34.685	186.0	42.943	175.1	1:53.365		10	34.016	236.6	32.788	203.8	40.397		1:47.201	
4	34.891	235.6	34.054	188.4	41.911	176.1	1:50.856		11	33.891	237.1	32.870	202.1	39.941	177.5	1:46.702	
5	34.781	235.1	33.909	189.9	41.674	175.8	1:50.364		12	33.839	237.1	32.590	202.1	41.146		1:47.575	
6	40.292	157.0	43.516	147.6	2:36.269		4:00.077	Pit	13	33.995	237.1	32.736	204.4	40.609		1:47.340	
7	50.211	193.3	35.636	176.9	42.186	176.5	2:08.033										
12 MULLER FRA Chevrolet Cruze 1.6T																	
1	11:03.808	150.8	43.440	143.8	3:47.838		15:35.086	Pit	7	43.606	211.1	35.686	178.6	42.106	176.1	2:01.398	
2	46.169	183.3	36.263	181.8	42.865		2:05.297		8	34.091	238.1	32.908	210.3	40.534	177.2	1:47.533	
3	34.448	238.6	33.395	215.3	45.924		1:53.767		9	33.999	240.2	32.556	217.9	40.194		1:46.749	
4	34.982	238.1	33.290	213.4	41.148	175.8	1:49.420		10	33.733	240.7	32.490	217.2	39.870		1:46.093	
5	34.120	239.2	33.139	202.1	41.159	175.5	1:48.418		11	33.692	241.8	32.288	216.0	40.197		1:46.177	
6	34.305	238.6	32.858	219.2	5:06.814		6:13.977	Pit									
14 NASH GBR Chevrolet Cruze 1.6T I																	
1	11:02.940	162.6	40.629	136.2	2:22.192		14:05.761	Pit	8	45.926	234.1	34.655	174.3	42.521	175.1	2:03.102	
2	43.637	191.6	37.427	147.9	45.288	173.5	2:06.352		9	34.898	236.1	33.610	190.9	40.745	175.8	1:49.253	
3	35.611	218.7	35.129	162.9	42.762		1:53.502		10	34.365	232.6	33.334	192.4	40.664	175.8	1:48.363	
4	34.951	220.0	34.455	175.6	44.766	174.1	1:54.172		11	34.546	227.8	33.449	190.9	40.257		1:48.252	
5	34.961	241.3	33.978	182.7	41.931	175.5	1:50.870		12	34.262	235.6	33.140	188.4	40.681		1:48.083	
6	34.190	240.2	33.585	189.9	41.188	176.5	1:48.963		13	34.396	228.7	33.238	192.9	39.808		1:47.442	
7	34.744	237.6	33.776	176.4	4:54.746		6:03.266	Pit									



Weather/Track: Sun 14C/Dry 37C

Circuit Length - 4.545 kilometres
Marrakech
Morocco

2013 FIA World Touring Car Championship

Free Practice 1 - Sector Analysis Report

Lap S1 Time S1 Spd S2 Time S2 Spd S3 Time S3 Spd Lap Time Pit Lap S1 Time S1 Spd S2 Time S2 Spd S3 Time S3 Spd Lap Time Pit

15 CORONEL						NLD		BMW 320 TC							
1	11:07.785	171.2	40.059	167.5	46.288	12:34.132		9	47.708	123.5	41.661	161.1	47.730	175.5	2:17.099
2	35.448	228.2	34.437	203.2	42.832	1:52.717		10	34.140	234.6	33.042	198.7	40.277		1:47.459
3	35.059	230.1	34.227	192.4	42.855	171.2	1:52.141	11	34.391	234.1	33.020	209.7	39.424	175.8	1:46.835
4	34.913	230.6	33.674	202.1	41.199		1:49.786	12	34.081	235.1	33.135	205.5	39.959		1:47.175
5	35.031	230.1	33.499	205.5	42.143	172.8	1:50.673	13	33.952	237.1	33.240	224.7	40.626		1:47.818
6	34.766	231.6	33.980	201.5	41.384	173.8	1:50.130	14	34.200	233.6	32.914	197.1	41.187		1:48.301
7	34.528	231.6	33.429	203.2	40.681	175.5	1:48.638								
8	34.490	232.6	33.337	210.9	4:04.563		5:12.390 Pit								

17 NYKJAER						DNK		Chevrolet Cruze 1.6T						I	
1	11:04.585	151.8	43.208	135.7	2:02.802	13:50.595	Pit	8	34.538	235.6	33.682	186.0	40.996	176.5	1:49.216
2	43.380	216.5	35.400	212.1	48.190	175.1	2:06.970	9	35.659	203.3	36.794	144.1	5:38.694		6:51.147 Pit
3	35.064	235.6	34.294	206.1	42.408		1:51.766	10	42.264	234.1	33.555	197.7	40.501		1:56.320
4	34.750	237.6	35.638	175.2	42.033		1:52.421	11	34.203	236.6	33.037	198.7	40.127	176.5	1:47.367
5	34.498	236.6	34.579	196.0	41.265	176.1	1:50.342	12	33.869	237.6	32.908	208.5	40.198		1:46.975
6	34.269	238.1	33.646	189.9	41.630	176.1	1:49.545	13	34.093	236.6	33.314	206.7	40.969		1:48.376
7	34.164	237.1	33.449	204.9	41.916	176.1	1:49.529								

18 MONTEIRO						PRT		Honda Civic						I	
1	11:06.931	163.8	41.902	145.3	49.562	12:38.395		8	34.431	235.1	33.195	193.4	40.433	176.5	1:48.059
2	36.750	200.7	36.703	147.9	44.848		1:58.301	9	33.979	237.1	33.581	195.0	40.271	176.1	1:47.831
3	35.204	208.7	34.824	190.9	42.841	175.8	1:52.869	10	34.030	236.1	32.847	193.4	40.162	176.8	1:47.039
4	34.601	232.1	33.539	186.0	41.945		1:50.085	11	33.971	238.1	34.367	156.2	2:54.192		4:02.530 Pit
5	34.357	235.1	33.978	191.9	41.143	174.4	1:49.478	12	39.566	229.7	33.481	190.4	40.987		1:54.034
6	37.824	202.9	36.110	162.2	4:01.811		5:15.745 Pit	13	33.813	234.1	32.552	198.7	43.119		1:49.484
7	40.376	205.6	34.292	183.6	41.705	177.2	1:56.373								

19 MONJE						ESP		SEAT Leon WTCC						I	
1	11:26.191	142.2	45.024	128.5	51.230	13:02.445		8	34.247	234.6	33.079	187.9	41.815	175.1	1:49.141
2	39.759	142.4	41.491	125.4	50.436	174.4	2:11.686	9	34.068	236.1	32.709	182.7	41.534	175.1	1:48.311
3	34.964	232.6	34.277	172.2	43.947		1:53.188	10	39.797	192.9	33.109	187.4	41.949	176.8	1:54.855
4	34.695	235.1	33.591	188.4	42.764		1:51.050	11	33.999	238.6	32.522	199.8	42.184	176.5	1:48.705
5	34.532	236.6	33.874	181.8	3:23.960		4:32.366 Pit	12	33.993	238.1	32.412	197.1	40.942		1:47.347
6	46.242	225.4	34.582	160.4	44.241	174.8	2:05.065	13	35.900	181.1	35.843	160.0	49.500		2:01.243
7	34.617	235.1	33.104	175.2	42.047	175.8	1:49.768								

22 BOARDMAN						GBR		SEAT Leon WTCC						I	
1	11:25.551	181.4	44.798	126.2	3:20.328	15:30.677	Pit	7	41.779	148.3	43.740	146.4	46.581	176.1	2:12.100
2	43.184	228.2	35.303	192.9	43.908		2:02.395	8	34.459	236.1	32.872	194.5	5:29.199		6:36.530 Pit
3	35.088	235.1	35.247	198.7	41.685		1:52.020	9	43.418	231.1	34.276	196.6	43.301		2:00.995
4	34.620	234.6	33.035	196.0	40.948		1:48.603	10	34.767	233.6	32.854	207.3	40.437		1:48.058
5	34.609	233.6	33.269	204.9	42.217	177.8	1:50.095								
6	34.154	237.6	33.205	201.0	41.201	176.5	1:48.560								



Circuit Length - 4.545 kilometres
Marrakech
Morocco

Weather/Track: Sun 14C/Dry 37C

2013 FIA World Touring Car Championship

Free Practice 1 - Sector Analysis Report

Lap S1 Time S1 Spd S2 Time S2 Spd S3 Time S3 Spd Lap Time Pit Lap S1 Time S1 Spd S2 Time S2 Spd S3 Time S3 Spd Lap Time Pit

23 CHILTON

GBR

Chevrolet Cruze 1.6T

1	11:01.634	173.1	39.176	159.0	3:56.475	15:37.285	Pit	7	47.275	138.8	36.435	190.9	40.825	178.2	2:04.535
2	44.272	197.1	34.464	186.4	41.637	2:00.373		8	33.869	240.7	32.480	208.5	39.819		1:46.168
3	34.884	238.6	34.161	185.5	41.250	175.8	1:50.295	9	33.783	242.3	32.774	192.4	40.378		1:46.935
4	34.451	240.2	32.976	196.0	40.760	177.2	1:48.187	10	33.871	242.3	32.711	205.5	40.022		1:46.604
5	34.104	239.7	32.630	209.7	40.547	176.5	1:47.281								
6	34.049	239.7	32.520	210.9	6:55.446	8:02.015	Pit								

25 BENNANI

MAR

BMW 320 TC

I

1	10:48.650	191.2	36.696	161.5	43.516	171.2	12:08.862	9	34.860	233.1	33.512	188.4	41.080	174.1	1:49.452
2	35.759	226.3	34.445	209.1	42.712		1:52.916	10	34.458	229.7	35.675	117.6	2:58.559		4:08.692
3	35.748	229.2	34.236	202.6	46.613	173.8	1:56.597	11	39.756	230.6	34.459	175.2	41.882	173.5	1:56.097
4	35.414	232.6	34.143	186.4	42.026		1:51.583	12	34.620	232.6	33.639	199.8	40.538	173.8	1:48.797
5	34.951	233.1	33.943	184.1	41.420		1:50.314	13	34.600	232.1	33.572	189.9	41.299		1:49.471
6	34.801	230.6	36.327	182.2	41.788	173.5	1:52.916	14	34.888	232.6	33.557	209.1	43.623		1:52.068
7	34.606	233.1	33.680	189.4	41.000	174.1	1:49.286	15	34.749	230.6	33.540	195.5	42.990		1:51.279
8	34.644	232.6	33.516	202.6	40.945	174.1	1:49.105								

26 D'ASTE

ITA

BMW 320 TC

I

1	11:17.345	165.3	40.137	154.2	49.159		12:46.641	9	34.583	230.1	33.676	186.0	2:57.909		4:06.168	
2	35.539	206.0	35.684	163.3	1:44.891		2:56.114	Pit	10	39.639	221.8	34.476	180.9	41.300		1:55.415
3	40.533	199.6	35.542	193.4	42.692		1:58.767	11	34.572	233.1	33.695	185.5	40.120	173.5	1:48.387	
4	34.714	234.1	33.999	204.4	45.005		1:53.718	12	34.578	232.1	33.406	195.5	40.118		1:48.102	
5	34.820	233.1	33.823	203.8	41.569		1:50.212	13	34.398	233.6	33.196	195.5	39.848		1:47.442	
6	34.779	233.1	34.002	188.4	41.503		1:50.284	14	34.570	231.1	39.450	152.6	49.526		2:03.546	
7	34.778	229.7	33.830	191.4	48.863		1:57.471									
8	34.722	234.1	33.597	182.2	41.074		1:49.393									

37 MUNNICH

DEU

SEAT Leon WTCC

I

1	11:54.645	187.6	40.020	134.0	50.201		13:24.866	9	35.215	233.1	34.741	190.9	3:19.667		4:29.623
2	36.872	207.1	37.792	157.6	47.407	173.8	2:02.071	10	44.044	229.2	35.146	195.0	50.277	174.8	2:09.467
3	36.604	185.1	37.746	140.2	49.543		2:03.893	11	35.171	236.1	34.670	191.9	43.087		1:52.928
4	35.756	227.8	45.368	184.1	46.811		2:07.935	12	37.271	161.7	36.289	192.4	43.129		1:56.689
5	40.415	232.6	35.873	190.4	45.457		2:01.745	13	35.153	233.6	34.442	202.1	42.714		1:52.309
6	35.793	230.6	36.064	192.4	44.220	174.8	1:56.077	14	35.138	233.1	34.039	204.9	42.998		1:52.175
7	36.458	191.6	40.597	181.3	44.854	175.5	2:01.909								
8	35.411	233.6	35.135	193.4	43.160	176.5	1:53.706								

38 BASSENG

DEU

SEAT Leon WTCC

1	11:24.207	156.8	45.286	114.8	50.951		13:00.444	9	34.779	234.6	33.409	199.3	41.617	174.4	1:49.805	
2	43.583	142.5	42.267	145.8	45.298	174.4	2:11.148	10	34.518	233.6	33.190	186.4	41.545	175.5	1:49.253	
3	35.494	231.6	34.962	199.3	43.136	174.8	1:53.592	11	34.395	233.6	33.217	188.9	40.794	175.5	1:48.406	
4	35.349	231.6	34.282	181.8	42.998	174.1	1:52.629	12	34.250	233.6	33.030	199.3	40.387		1:47.667	
5	35.117	216.5	34.676	176.4	43.681	175.5	1:53.474	13	34.246	234.1	33.037	195.5	40.224		1:47.507	
6	34.720	231.6	33.962	189.4	41.725	175.1	1:50.407	14	34.304	234.1	33.567	178.2	41.621		1:49.492	
7	34.744	232.6	34.076	201.0	3:48.555		4:57.375	Pit								
8	51.007	234.1	34.480	198.2	43.792	175.8	2:09.279									



Weather/Track: Sun 14C/Dry 37C

Circuit Length - 4.545 kilometres
Marrakech
Morocco

Printed at 09:39, Saturday, 06 April, 2013

© MST Systems Ltd, 2005 (www.mstworld.com)

Page 4

2013 FIA World Touring Car Championship

Free Practice 1 - Sector Analysis Report

Lap S1 Time S1 Spd S2 Time S2 Spd S3 Time S3 Spd Lap Time Pit Lap S1 Time S1 Spd S2 Time S2 Spd S3 Time S3 Spd Lap Time Pit

55 O'YOUNG							HKG			BMW 320 TC				I	
1	11:12.671	172.6	41.112	136.5	48.577	12:42.360	8	41.182	186.4	37.257	165.9	3:40.295	4:58.734	Pit	
2	36.143	198.1	36.173	167.8	43.736	175.1	1:56.052	9	46.789	169.1	40.493	154.6	47.092	174.4	2:14.374
3	35.216	223.1	34.448	182.2	42.183	174.8	1:51.847	10	34.723	232.1	33.385	184.5	42.386	176.1	1:50.494
4	34.867	233.6	33.825	189.9	42.143	174.4	1:50.835	11	34.463	235.1	32.835	201.5	41.246	175.5	1:48.544
5	34.795	234.1	33.759	187.4	42.294	176.1	1:50.848	12	34.340	234.6	33.146	195.5	40.760		1:48.246
6	34.668	233.6	33.313	192.4	41.970	176.1	1:49.951	13	34.369	233.6	33.208	195.5	40.957		1:48.534
7	34.775	233.1	33.483	186.9	42.738	176.1	1:50.996								

73 BARTH							CHE			BMW 320 TC				I		
1	11:15.357	172.3	40.722	151.0	48.962	12:45.041	9	34.944	231.1	33.974	206.7	41.468	173.8	1:50.386		
2	36.307	189.3	37.777	167.5	45.064	172.5	1:59.148	10	35.704	227.3	33.734	197.1	41.717	174.1	1:51.155	
3	35.773	220.4	35.409	184.1	43.706	172.1	1:54.888	11	35.018	231.6	33.989	195.5	41.524	174.4	1:50.531	
4	35.650	229.7	35.701	198.7	43.270		1:54.621	12	35.306	231.1	35.056	146.1	2:56.518		4:06.880	Pit
5	35.490	228.7	34.850	190.9	43.659	172.8	1:53.999	13	1:00.231	227.3	34.178	194.5	41.727		2:16.136	
6	34.865	229.7	34.485	191.4	42.423	173.5	1:51.773	14	34.918	231.1	33.463	201.0	42.132		1:50.513	
7	35.146	231.1	34.250	193.9	42.205	173.8	1:51.601	15	34.655	232.1	33.684	205.5	41.355		1:49.694	
8	35.271	229.7	33.978	201.5	42.059	173.8	1:51.308									

74 ORIOLA							ESP			SEAT Leon WTCC				I		
1	11:21.464	175.3	39.905	140.5	51.904	12:53.273	7	34.589	230.6	33.566	190.9	40.930	173.5	1:49.085		
2	34.873	231.6	33.971	182.7	42.576	174.4	1:51.420	8	46.662	135.0	49.289	124.7	47.518	172.5	2:23.469	
3	39.165	186.4	35.791	175.2	48.078	173.8	2:03.034	9	34.581	231.6	33.141	193.4	40.778	172.8	1:48.500	
4	34.575	231.6	33.931	190.4	41.489		1:49.995	10	34.378	231.1	33.143	187.9	2:05.496		3:13.017	Pit
5	34.518	230.1	33.624	204.9	4:31.841		5:39.983	Pit	11	42.112	220.0	34.114	188.9	41.976		1:58.202
6	46.907	183.6	42.390	141.8	52.415	174.1	2:21.712									



Weather/Track: Sun 14C/Dry 37C

Circuit Length - 4.545 kilometres
Marrakech
Morocco

2013 FIA World Touring Car Championship

Free Practice 1 - Best Sector Speeds Report

SECTOR 1				SECTOR 2				SECTOR 3				
POS	NO	NAME	SPEED	LAP	NO	NAME	SPEED	LAP	NO	NAME	SPEED	LAP
1	23	CHILTON	242.3	9	15	CORONEL	224.7	13	5	MICHELISZ	178.2	11
2	12	MULLER	241.8	11	3	TARQUINI	221.9	12	23	CHILTON	178.2	7
3	9	MACDOWALL	241.3	10	12	MULLER	219.2	6	3	TARQUINI	177.8	11
4	14	NASH	241.3	5	1	HUFF	214.0	8	22	BOARDMAN	177.8	5
5	19	MONJE	238.6	11	9	MACDOWALL	213.4	13	9	MACDOWALL	177.5	10
6	17	NYKJAER	238.1	6	17	NYKJAER	212.1	2	10	THOMPSON	177.5	11
7	18	MONTEIRO	238.1	11	23	CHILTON	210.9	6	12	MULLER	177.2	8
8	10	THOMPSON	237.6	9	5	MICHELISZ	209.1	11	18	MONTEIRO	177.2	7
9	22	BOARDMAN	237.6	6	25	BENNANI	209.1	2	19	MONJE	176.8	10
10	3	TARQUINI	237.1	12	22	BOARDMAN	207.3	10	14	NASH	176.5	6
11	8	KOZLOVSKIY	237.1	12	6	ENGSTLER	206.7	8	17	NYKJAER	176.5	8
12	15	CORONEL	237.1	13	73	BARTH	206.7	9	37	MUNNICH	176.5	8
13	5	MICHELISZ	236.6	11	8	KOZLOVSKIY	206.1	12	55	O'YOUNG	176.1	5
14	37	MUNNICH	236.1	11	37	MUNNICH	204.9	14	15	CORONEL	175.8	11
15	1	HUFF	235.6	10	74	ORIOLA	204.9	5	38	BASSENG	175.8	8
16	55	O'YOUNG	235.1	11	10	THOMPSON	204.4	13	8	KOZLOVSKIY	175.5	7
17	38	BASSENG	234.6	9	26	D'ASTE	204.4	4	1	HUFF	175.1	5
18	26	D'ASTE	234.1	4	7	NG	202.1	3	6	ENGSTLER	174.4	4
19	6	ENGSTLER	233.6	9	55	O'YOUNG	201.5	11	7	NG	174.4	10
20	25	BENNANI	233.1	5	38	BASSENG	201.0	7	73	BARTH	174.4	11
21	7	NG	232.6	10	19	MONJE	199.8	11	74	ORIOLA	174.4	2
22	73	BARTH	232.1	15	18	MONTEIRO	198.7	13	25	BENNANI	174.1	7
23	74	ORIOLA	231.6	2	14	NASH	192.9	13	26	D'ASTE	173.5	11



Weather/Track: Sun 14C/Dry 37C

Circuit Length - 4.545 kilometres
Marrakech
Morocco

2013 FIA World Touring Car Championship

Free Practice 1 - Best Sector Times Report

POS	SECTOR 1			SECTOR 2			SECTOR 3			NO	NAME	IDEAL/BEST LAP COMPARISON			DIFF
	NO	TIME	LAP	NO	TIME	LAP	NO	TIME	LAP			NO	IDEAL	BEST	
1	12	33.692	11	12	32.288	11	15	39.424	11	12	MULLER	1:45.850	1:46.093	10	+ 0.243
2	9	33.760	13	3	32.397	11	3	39.755	11	3	TARQUINI	1:45.918	1:46.125	11	+ 0.207
3	3	33.766	12	19	32.412	12	9	39.779	11	23	CHILTON	1:46.082	1:46.168	8	+ 0.086
4	23	33.783	9	23	32.480	8	14	39.808	13	15	CORONEL	1:46.290	1:46.835	11	+ 0.545
5	18	33.813	13	18	32.552	13	23	39.819	8	9	MACDOWAL	1:46.327	1:46.995	11	+ 0.668
6	10	33.839	12	5	32.575	11	26	39.848	13	10	THOMPSON	1:46.370	1:46.702	11	+ 0.332
7	17	33.869	12	10	32.590	12	12	39.870	10	18	MONTEIRO	1:46.527	1:47.039	10	+ 0.512
8	15	33.952	13	9	32.788	13	10	39.941	11	5	MICHELISZ	1:46.601	1:46.601	11	+ 0.000
9	19	33.993	12	55	32.835	11	5	39.943	11	17	NYKJAER	1:46.904	1:46.975	12	+ 0.071
10	5	34.083	11	22	32.854	10	17	40.127	11	14	NASH	1:47.138	1:47.442	13	+ 0.304
11	22	34.154	6	17	32.908	12	18	40.162	10	19	MONJE	1:47.347	1:47.347	12	+ 0.000
12	6	34.176	11	15	32.914	14	38	40.224	13	26	D'ASTE	1:47.442	1:47.442	13	+ 0.000
13	14	34.190	6	1	32.918	10	22	40.437	10	22	BOARDMAN	1:47.445	1:48.058	10	+ 0.613
14	38	34.246	13	38	33.030	12	25	40.538	12	38	BASSENG	1:47.500	1:47.507	13	+ 0.007
15	55	34.340	12	6	33.070	12	7	40.598	12	55	O'YOUNG	1:47.935	1:48.246	12	+ 0.311
16	8	34.362	14	14	33.140	12	1	40.638	10	6	ENGSTLER	1:47.949	1:47.954	12	+ 0.005
17	74	34.378	10	74	33.141	9	6	40.703	12	1	HUFF	1:47.993	1:47.993	10	+ 0.000
18	26	34.398	13	26	33.196	13	55	40.760	12	74	ORIOLA	1:48.297	1:48.500	9	+ 0.203
19	1	34.437	10	73	33.463	14	74	40.778	9	25	BENNANI	1:48.508	1:48.797	12	+ 0.289
20	25	34.458	10	25	33.512	9	19	40.942	12	7	NG	1:48.968	1:49.176	12	+ 0.208
21	73	34.655	15	7	33.684	11	73	41.355	15	73	BARTH	1:49.473	1:49.694	15	+ 0.221
22	7	34.686	11	8	33.962	14	8	41.608	15	8	KOZLOVSKI	1:49.932	1:50.341	14	+ 0.409
23	37	35.138	14	37	34.039	14	37	42.714	13	37	MUNNICH	1:51.891	1:52.175	14	+ 0.284

'Perfect Lap' - 1:45.404



Weather/Track: Sun 14C/Dry 37C

Circuit Length - 4.545 kilometres
Marrakech
Morocco

2013 FIA World Touring Car Championship
FREE PRACTICE 2

POS	NO	CLS	DRIVER	NAT	CAR	TIME	LAPS	GAP	KPH
1	12		Yvan MULLER	FRA	Chevrolet Cruze 1.6T	1:44.991	9		155.84
2	23		Tom CHILTON	GBR	Chevrolet Cruze 1.6T	1:45.050	11	0.059	155.75
3	9	I	Alex MACDOWALL	GBR	Chevrolet Cruze 1.6T	1:45.150	12	0.159	155.60
4	18		Tiago MONTEIRO	PRT	Honda Civic	1:45.280	12	0.289	155.41
5	3		Gabriele TARQUINI	ITA	Honda Civic	1:45.304	11	0.313	155.37
6	17	I	Michel NYKJAER	DNK	Chevrolet Cruze 1.6T	1:45.429	13	0.438	155.19
7	14	I	James NASH	GBR	Chevrolet Cruze 1.6T	1:45.925	12	0.934	154.46
8	74		Pepe ORIOLA	ESP	SEAT Leon WTCC	1:46.023	8	1.032	154.32
9	10		James THOMPSON	GBR	Lada Granta	1:46.186	12	1.195	154.08
10	15		Tom CORONEL	NLD	BMW 320 TC	1:46.271	14	1.280	153.96
11	19	I	Fernando MONJE	ESP	SEAT Leon WTCC	1:46.756	13	1.765	153.26
12	6	I	Franz ENGSTLER	DEU	BMW 320 TC	1:46.961	14	1.970	152.97
13	55	I	Darryl O'YOUNG	HKG	BMW 320 TC	1:46.976	14	1.985	152.95
14	38		Marc BASSENG	DEU	SEAT Leon WTCC	1:47.018	14	2.027	152.89
15	73	I	Fredy BARTH	CHE	BMW 320 TC	1:47.183	13	2.192	152.65
16	1		Rob HUFF	GBR	SEAT Leon WTCC	1:47.470	9	2.479	152.24
17	26	I	Stefano D'ASTE	ITA	BMW 320 TC	1:47.602	12	2.611	152.06
18	7	I	Charles NG	HKG	BMW 320 TC	1:47.786	14	2.795	151.80
19	8		Mikhail KOZLOVSKIY	RUS	Lada Granta	1:48.540	11	3.549	150.74
20	25	I	Mehdi BENNANI	MAR	BMW 320 TC	1:48.793	14	3.802	150.39
21	22	I	Tom BOARDMAN	GBR	SEAT Leon WTCC	1:49.405	7	4.414	149.55
22	37	I	Rene MUNNICH	DEU	SEAT Leon WTCC	1:50.988	14	5.997	147.42
23	5		Norbert MICHELISZ	HUN	Honda Civic	1:59.189	5	14.198	137.27

Marrakech

For Media Information Purposes - No Regulatory Value.

Circuit Length = 4.5450 km.

Weather/Track: Sun 17C/Dry 36C

Start: 12:15 End: 12:45

Race Director:	Steward:	Timekeeper:	Issued at:
----------------	----------	-------------	------------

2013 FIA World Touring Car Championship

Free Practice 2 - Sector Analysis Report

Lap	S1 Time	S1 Spd	S2 Time	S2 Spd	S3 Time	S3 Spd	Lap Time	Pit	Lap	S1 Time	S1 Spd	S2 Time	S2 Spd	S3 Time	S3 Spd	Lap Time	Pit
1 HUFF GBR SEAT Leon WTCC																	
1	11:28.302	118.8	51.369	109.8	55.369	168.7	13:15.040		6	34.916	228.7	33.326	192.4	40.777	172.1	1:49.019	
2	40.615	149.3	43.099	121.8	46.396	171.8	2:10.110		7	36.371	177.6	36.322	152.9			14:34.984	Pit
3	36.845	163.6	36.471	153.3	43.772	171.5	1:57.088		8	40.324	167.6	35.994	170.6	44.164	176.5	2:00.482	
4	35.088	217.8	34.665	167.8	41.488	172.5	1:51.241		9	34.162	238.1	33.047	200.4	40.261	175.8	1:47.470	
5	34.743	231.1	33.644	189.9	40.822	172.8	1:49.209										
3 TARQUINI ITA Honda Civic																	
1	11:00.288	153.5	42.618	151.6	45.275	174.4	12:28.181		7	33.792	233.6	32.373	219.2	39.139	176.5	1:45.304	
2	34.156	230.1	34.469	204.9	40.702	175.8	1:49.327		8	35.783	173.7	37.186	172.6	2:32.648		3:45.617	Pit
3	34.027	229.2	34.787	186.0	3:45.642		4:54.456	Pit	9	42.591	225.9	34.917	203.8	47.988	175.5	2:05.496	
4	41.771	231.6	33.330	203.8	42.588	177.2	1:57.689		10	33.975	232.1	32.519	221.2	41.955	176.5	1:48.449	
5	33.865	232.6	32.626	215.3	4:42.816		5:49.307	Pit	11	34.056	233.1	32.527	219.2	39.238	176.1	1:45.821	
6	43.344	220.0	34.060	211.5	40.212	176.5	1:57.616										
5 MICHELISZ HUN Honda Civic																	
1	11:12.169	143.9	46.659	107.3	54.151	160.1	12:52.979		4	40.643	188.0	35.969	144.7	45.709	171.5	2:02.321	
2	43.748	150.4	40.821	144.7	45.736	163.5	2:10.305		5	36.874	171.0	38.446	143.0	1:46.536		3:01.856	Pit
3	37.882	164.8	37.315	155.9	43.992	140.2	1:59.189										
6 ENGSTLER DEU BMW 320 TC I																	
1	11:09.238	166.3	38.775	151.6	45.924	173.5	12:33.937		9	34.291	232.1	33.368	199.8	40.089	175.5	1:47.748	
2	35.346	232.1	33.423	202.6	40.681	173.5	1:49.450		10	37.597	177.9	38.252	101.7	47.845	174.8	2:03.694	
3	34.768	232.1	33.218	197.1	40.616	172.8	1:48.602		11	34.279	233.1	33.168	195.0	39.854	175.5	1:47.301	
4	34.530	232.1	33.341	203.2	41.021	174.4	1:48.892		12	34.194	227.3	33.729	206.1	39.935	174.4	1:47.858	
5	34.319	233.6	34.017	191.4	40.844	173.1	1:49.180		13	34.395	233.6	32.951	212.8	39.990	175.5	1:47.336	
6	34.801	231.6	36.447	141.8	2:31.128		3:42.376	Pit	14	34.036	234.1	32.982	196.6	39.943	174.8	1:46.961	
7	55.228	120.2	35.987	188.9	1:08.938		2:40.153	Pit									
8	49.230	173.7	39.629	146.1	41.770	175.1	2:10.629										
7 NG HKG BMW 320 TC I																	
1	11:09.775	162.9	38.837	160.8	46.265	170.2	12:34.877		9	34.243	231.6	33.265	196.6	40.278	174.1	1:47.786	
2	35.307	231.6	33.965	199.3	40.641	170.9	1:49.913		10	34.269	231.6	33.275	195.0	40.453	172.5	1:47.997	
3	34.950	229.7	33.840	200.4	40.725	170.9	1:49.515		11	34.583	231.6	33.350	196.6	2:21.211		3:29.144	Pit
4	35.085	229.2	35.072	196.6	2:41.792		3:51.949	Pit	12	1:07.384	229.7	33.589	194.5	37.993	173.5	2:18.966	
5	48.439	168.1	43.118	132.2	48.752	165.9	2:20.309		13	38.796	189.6	33.990	191.9	40.668	174.1	1:53.454	
6	35.043	193.3	45.487	146.1	46.402	140.0	2:06.932		14	34.609	226.8	33.769	199.3	40.620	173.1	1:48.998	
7	43.051	222.7	34.693	194.5	40.757	173.5	1:58.501										
8	34.506	232.1	33.099	202.1	40.257	173.1	1:47.862										
8 KOZLOVSKIY RUS Lada Granta																	
1	11:33.246	145.8	42.629	139.6	48.049	171.8	13:03.924		7	34.526	232.1	55.846	180.4	44.408	174.1	2:14.780	
2	36.037	219.1	35.142	182.7	42.743	173.8	1:53.922		8	35.151	226.3	33.553	198.7	40.905	175.5	1:49.609	
3	34.406	233.1	33.496	209.1	40.638	174.1	1:48.540		9	37.038	198.9	36.056	174.7	41.894	174.8	1:54.988	
4	34.193	233.6	33.779	193.4	3:36.295		4:44.267	Pit	10	34.359	235.1	33.318	197.1	40.969	174.8	1:48.646	
5	53.595	214.8	35.404	154.6	43.457	173.8	2:12.456		11	34.315	234.6	1:06.145	159.0	2:20.378		4:00.838	Pit
6	34.880	229.7	34.307	198.2	41.336	174.4	1:50.523										



Circuit Length - 4.545 kilometres
Marrakech
Morocco

Weather/Track: Sun 17C/Dry 36C

2013 FIA World Touring Car Championship

Free Practice 2 - Sector Analysis Report

Lap	S1 Time	S1 Spd	S2 Time	S2 Spd	S3 Time	S3 Spd	Lap Time	Pit	Lap	S1 Time	S1 Spd	S2 Time	S2 Spd	S3 Time	S3 Spd	Lap Time	Pit
9 MACDOWALL GBR Chevrolet Cruze 1.6T									I								
1	11:00.030	152.5	41.303	181.8	43.970	177.2	12:25.303		8	33.790	235.1	32.541	210.3	39.506	178.2	1:45.837	
2	34.469	239.7	32.762	203.8	40.612	177.5	1:47.843		9	33.481	239.2	32.443	198.7	2:46.803		3:52.727	Pit
3	33.740	241.3	32.601	204.9	40.047	176.1	1:46.388		10	1:01.340	221.8	34.011	202.6	41.067	177.5	2:16.418	
4	33.985	240.7	34.862	185.5	42.426	178.2	1:51.273		11	33.803	238.6	32.462	210.3	39.681	177.8	1:45.946	
5	34.042	237.6	32.621	216.0	39.712	177.2	1:46.375		12	33.598	239.2	32.298	212.1	39.254	178.2	1:45.150	
6	35.252	198.9	35.484	201.5	4:16.399		5:27.135	Pit									
7	45.007	226.8	33.840	200.4	40.711	178.2	1:59.558										
10 THOMPSON GBR Lada Granta																	
1	11:32.628	143.1	42.474	133.5	47.541	174.8	13:02.643		8	46.263	190.6	35.150	191.4	40.796	177.2	2:02.209	
2	41.989	179.7	37.771	139.6	45.015	175.5	2:04.775		9	33.857	236.6	32.586	203.2	39.752	177.5	1:46.195	
3	36.637	196.0	39.976	162.9	41.548	176.8	1:58.161		10	33.893	236.1	1:39.413	149.5	55.904	177.2	3:09.210	
4	34.296	236.1	32.684	217.9	40.013	176.8	1:46.993		11	33.930	238.6	40.056	143.0	47.150	177.8	2:01.136	
5	33.841	237.6	32.591	197.1	40.116	176.8	1:46.548		12	33.745	239.2	32.559	206.1	39.882	176.8	1:46.186	
6	34.012	236.1	32.882	199.3	40.389	176.1	1:47.283										
7	34.485	179.4	45.631	150.1	2:40.093		4:00.209	Pit									
12 MULLER FRA Chevrolet Cruze 1.6T																	
1	10:58.541	167.3	37.085	143.2	44.490	176.1	12:20.116		6	33.680	240.2	32.137	214.7	39.319	177.5	1:45.136	
2	34.264	228.2	34.767	170.6	41.169	176.5	1:50.200		7	33.712	239.7	32.999	210.9	6:19.376		7:26.087	Pit
3	33.861	240.7	32.419	210.9	39.845	176.5	1:46.125		8	50.275	157.7	41.825	153.3	46.738	176.5	2:18.838	
4	34.883	200.7	36.405	183.6	4:00.472		5:11.760	Pit	9	33.519	238.6	32.158	207.9	39.314	177.5	1:44.991	
5	1:09.180	152.5	40.653	133.5	55.262	177.5	2:45.095										
14 NASH GBR Chevrolet Cruze 1.6T									I								
1	12:01.593	227.3	41.222	173.9	43.539	175.5	13:26.354		8	34.055	235.1	32.839	198.2	39.917	176.5	1:46.811	
2	34.829	228.7	33.467	190.9	40.518	174.8	1:48.814		9	33.858	236.1	32.754	205.5	39.841	176.1	1:46.453	
3	34.262	238.1	32.874	196.0	40.158	176.1	1:47.294		10	33.867	238.6	32.817	212.8	39.370	177.2	1:46.054	
4	33.827	236.1	33.082	201.5	39.795	176.1	1:46.704		11	33.732	239.2	32.734	204.4	39.459	176.8	1:45.925	
5	33.753	236.6	32.408	213.4	39.941	176.8	1:46.102		12	33.918	237.6	32.692	207.3	39.613	177.2	1:46.223	
6	33.919	233.6	32.989	196.0	8:22.198		9:29.106	Pit									
7	53.010	173.7	35.601	190.9	40.745	176.8	2:09.356										
15 CORONEL NLD BMW 320 TC																	
1	11:07.289	172.6	38.549	154.6	44.349	173.8	12:30.187		9	34.516	232.6	33.202	202.6	39.882	175.8	1:47.600	
2	34.318	234.6	33.361	193.4	40.510	174.8	1:48.189		10	34.437	232.1	33.104	206.7	39.709	175.5	1:47.250	
3	34.151	236.1	33.308	196.6	40.291	175.8	1:47.750		11	34.299	232.1	35.584	180.9	2:47.233		3:57.116	Pit
4	35.754	228.7	33.381	190.4	43.537	174.8	1:52.672		12	1:08.771	232.6	33.473	205.5	39.692	175.5	2:21.936	
5	34.312	235.1	33.324	200.4	40.332	176.5	1:47.968		13	33.937	235.1	32.902	206.7	39.594	176.1	1:46.433	
6	34.202	234.6	47.526	201.5	2:56.397		4:18.125	Pit	14	33.991	236.1	32.639	209.1	39.641	174.8	1:46.271	
7	39.412	235.1	33.285	190.9	41.799	175.5	1:54.496										
8	34.130	233.6	32.720	204.9	42.444	175.5	1:49.294										



Weather/Track: Sun 17C/Dry 36C

Circuit Length - 4.545 kilometres
Marrakech
Morocco

2013 FIA World Touring Car Championship

Free Practice 2 - Sector Analysis Report

Lap	S1 Time	S1 Spd	S2 Time	S2 Spd	S3 Time	S3 Spd	Lap Time	Pit	Lap	S1 Time	S1 Spd	S2 Time	S2 Spd	S3 Time	S3 Spd	Lap Time	Pit
17 NYKJAER DNK Chevrolet Cruze 1.6T I																	
1	10:59.332	168.9	37.939	131.3	45.829	176.1	12:23.100		8	33.705	238.1	32.793	206.7	39.849	177.5	1:46.347	
2	33.929	239.2	32.784	187.9	40.975	176.8	1:47.688		9	33.634	237.1	32.755	207.9	39.226	177.2	1:45.615	
3	34.087	240.7	32.647	207.3	39.603	177.2	1:46.337		10	34.363	173.4	37.097	168.6	3:02.732		4:14.192	Pit
4	33.771	239.7	41.982	169.4	4:26.022		5:41.775	Pit	11	1:07.870	239.2	33.229	201.5	40.942	178.2	2:22.041	
5	44.942	141.3	36.342	142.1	57.592	177.5	2:18.876		12	33.516	240.7	32.476	204.4	40.186	177.8	1:46.178	
6	34.137	235.1	33.324	195.5	39.465	177.8	1:46.926		13	33.586	239.2	32.660	209.7	39.183	178.5	1:45.429	
7	33.680	238.1	33.499	209.1	40.014	178.2	1:47.193										
18 MONTEIRO PRT Honda Civic I																	
1	11:00.100	169.1	42.094	146.1	44.724	175.8	12:26.918		8	33.754	235.1	32.448	210.3	39.834	176.5	1:46.036	
2	34.217	236.6	33.198	203.8	40.446	174.8	1:47.861		9	33.865	216.9	33.636	194.5	40.900	177.5	1:48.401	
3	33.935	237.1	32.962	196.0	40.064	175.5	1:46.961		10	33.527	238.6	32.270	204.4	39.634	177.8	1:45.431	
4	33.949	236.6	35.301	198.2	40.846	177.5	1:50.096		11	33.543	240.2	32.438	209.1	39.299	176.8	1:45.280	
5	33.873	236.6	32.833	204.9	39.744	176.5	1:46.450		12	33.645	238.6	32.593	203.8	39.545	178.2	1:45.783	
6	34.006	235.6	32.598	206.7	5:47.908		6:54.512	Pit									
7	53.852	216.1	34.692	189.4	41.427	177.5	2:09.971										
19 MONJE ESP SEAT Leon WTCC I																	
1	11:26.008	173.4	41.689	126.7	50.730	174.8	12:58.427		8	33.902	236.1	32.711	195.5	40.143	175.5	1:46.756	
2	34.504	230.1	33.107	178.6	41.819	172.8	1:49.430		9	37.193	223.6	33.936	180.0	41.487	177.2	1:52.616	
3	34.467	234.1	32.821	189.4	40.924	174.4	1:48.212		10	33.837	238.6	33.317	194.5	39.825	175.1	1:46.979	
4	41.116	119.2	49.161	123.6	47.746	175.1	2:18.023		11	47.050	96.4	48.317	185.5	48.335	175.8	2:23.702	
5	33.851	236.6	33.016	199.3	40.515	175.8	1:47.382		12	33.923	235.6	32.691	195.5	40.600	176.1	1:47.214	
6	36.306	190.2	36.594	111.8	4:50.775		6:03.675	Pit	13	34.044	237.6	32.597	210.9	40.231	176.5	1:46.872	
7	42.748	220.4	35.368	176.9	41.270	176.5	1:59.386										
22 BOARDMAN GBR SEAT Leon WTCC I																	
1	11:26.560	154.4	41.859	127.6	51.369	171.8	12:59.788		5	38.599	190.2	41.868	133.7	6:10.249		7:30.716	Pit
2	35.039	230.6	37.097	148.2	43.781	171.8	1:55.917		6	54.640	168.6	38.700	131.8	43.468	173.5	2:16.808	
3	34.821	230.6	33.450	194.5	41.134	172.5	1:49.405		7	36.629	228.7	36.490	201.0	41.069	173.5	1:54.188	
4	34.782	230.1	33.663	203.8	41.394	172.1	1:49.839										
23 CHILTON GBR Chevrolet Cruze 1.6T I																	
1	10:58.941	172.9	37.811	134.4	45.148	177.2	12:21.900		7	33.445	241.3	32.235	213.4	39.835	177.8	1:45.515	
2	33.959	240.7	32.515	207.3	39.953	176.1	1:46.427		8	35.104	181.7	36.173	192.4	4:29.710		5:40.987	Pit
3	33.857	240.2	32.536	203.2	40.386	176.1	1:46.779		9	49.956	155.7	40.960	157.9	46.893	178.5	2:17.809	
4	33.738	239.2	32.435	216.0	4:35.388		5:41.561	Pit	10	33.488	240.7	32.129	207.3	39.687	177.2	1:45.304	
5	43.176	200.0	39.085	133.2	52.109	177.8	2:14.370		11	33.452	240.7	32.220	209.1	39.378	178.2	1:45.050	
6	33.916	239.2	32.763	206.7	42.217	178.5	1:48.896										
25 BENNANI MAR BMW 320 TC I																	
1	10:58.856	147.3	39.845	132.7	45.110	172.5	12:23.811		9	34.737	207.1	37.044	167.1	2:36.448		3:48.229	Pit
2	38.094	230.6	34.110	200.4	40.866	172.5	1:53.070		10	40.223	230.1	33.915	203.2	40.442	173.1	1:54.580	
3	34.504	232.6	33.643	202.6	40.844	172.5	1:48.991		11	34.500	231.1	33.932	172.2	48.459	174.4	1:56.891	
4	34.592	230.6	34.133	178.2	44.788	174.1	1:53.513		12	34.354	234.6	34.584	207.9	40.725	172.8	1:49.663	
5	34.599	234.1	33.783	186.9	3:01.293		4:09.675	Pit	13	34.467	232.1	34.767	201.0	41.022	173.1	1:50.256	
6	40.441	196.0	36.070	170.2	43.099	173.1	1:59.610		14	34.649	230.1	33.959	204.4	40.950	172.8	1:49.558	
7	34.808	228.7	33.503	202.6	40.482	172.8	1:48.793										
8	34.538	229.7	33.561	208.5	40.731	173.5	1:48.830										



Circuit Length - 4.545 kilometres
Marrakech
Morocco

Weather/Track: Sun 17C/Dry 36C

2013 FIA World Touring Car Championship

Free Practice 2 - Sector Analysis Report

Lap S1 Time S1 Spd S2 Time S2 Spd S3 Time S3 Spd Lap Time Pit Lap S1 Time S1 Spd S2 Time S2 Spd S3 Time S3 Spd Lap Time Pit

26 D'ASTE				ITA				BMW 320 TC				I			
1	11:09.965	190.6	37.304	147.6	45.951	172.5	12:33.220	8	34.511		35.894	194.5	50.310	173.5	2:00.715
2	34.515	233.6	33.267	201.0	40.063	172.8	1:47.845	9	34.503	227.8	33.608	195.5	40.873	173.5	1:48.984
3	34.478	234.6	33.039	190.9	40.512	172.8	1:48.029	10	34.516	230.6	37.568	138.6	2:16.943		3:29.027 Pit
4	34.461	234.6	32.961	195.0	40.636	174.1	1:48.058	11	42.282	232.1	33.785	196.6	40.150	173.8	1:56.217
5	34.662	229.2	35.293	176.0	2:56.211		4:06.166 Pit	12	34.243	233.1	32.986	195.0	40.373	172.5	1:47.602
6	38.948	202.5	40.796	143.0	3:15.806		4:35.550 Pit								
7	39.259	228.7	33.766	195.5	40.761	172.8	1:53.786								

37 MUNNICH				DEU				SEAT Leon WTCC				I			
1	11:43.281	200.3	37.886	142.7	54.536	173.8	13:15.703	9	44.892	230.1	35.172	172.2	42.908	173.8	2:02.972
2	40.706	144.8	43.151	121.2	46.302	173.8	2:10.159	10	35.193	231.1	34.678	188.9	44.504	173.5	1:54.375
3	36.821	161.4	36.766	152.6	43.689	174.4	1:57.276	11	34.950	222.7	34.839	174.7	46.724	174.8	1:56.513
4	34.945	212.7	34.801	167.1	41.856	174.1	1:51.602	12	34.869	235.6	34.228	189.4	42.029	174.1	1:51.126
5	34.775	233.6	34.017	180.0	43.019	174.4	1:51.811	13	35.058	234.1	34.687	181.8	42.521	174.8	1:52.266
6	34.954	231.1	35.383	177.3	41.807	173.8	1:52.144	14	35.109	232.1	34.292	183.6	41.587	174.8	1:50.988
7	35.185	232.1	34.203	184.1	42.519	173.5	1:51.907								
8	35.278	231.6	34.102	199.3	3:33.466		4:42.846 Pit								

38 BASSENG				DEU				SEAT Leon WTCC				I			
1	11:21.331	183.3	42.575	155.6	47.114	172.1	12:51.020	9	34.167	232.1	33.142	204.9	40.513	174.8	1:47.822
2	37.093	186.1	37.105	157.6	44.566	173.8	1:58.764	10	34.162	232.1	33.028	214.7	40.057	174.1	1:47.247
3	34.617	231.1	33.518	197.1	40.419	175.1	1:48.554	11	34.190	232.6	33.022	206.7	3:15.728		4:22.940 Pit
4	34.469	233.1	33.411	200.4	40.439	174.4	1:48.319	12	38.916	232.6	33.162	210.9	41.214	173.8	1:53.292
5	34.306	231.1	33.275	197.1	40.401	174.4	1:47.982	13	34.094	232.6	33.169	214.0	39.866	174.8	1:47.129
6	34.834	232.1	34.747	185.0	3:11.220		4:20.801 Pit	14	34.171	233.6	33.089	213.4	39.758	175.1	1:47.018
7	40.558	230.6	34.364	204.9	40.990	175.1	1:55.912								
8	34.368	232.6	33.090	202.6	40.306	174.1	1:47.764								

55 O'YOUNG				HKG				BMW 320 TC				I			
1	11:08.063	162.6	38.666	151.6	44.697	173.8	12:31.426	9	34.122	234.1	33.210	201.0	40.375	174.8	1:47.707
2	34.623	234.6	33.182	203.2	40.716	174.8	1:48.521	10	34.283	231.1	32.911	194.5	40.363	175.1	1:47.557
3	34.334	234.6	32.981	193.9	41.162	173.5	1:48.477	11	34.283	232.1	33.590	201.0	40.679	174.4	1:48.552
4	34.409	234.6	32.940	195.5	40.740	174.4	1:48.089	12	34.382	232.1	33.017	202.1	40.368	174.4	1:47.767
5	35.464	175.9	38.517	164.4	4:20.838		5:34.819 Pit	13	34.222	231.6	32.846	199.3	39.908	175.8	1:46.976
6	1:01.230	208.3	34.658	196.0	43.953	174.4	2:19.841	14	34.242	232.6	32.898	198.2	39.922	175.8	1:47.062
7	34.448	231.6	33.215	199.3	40.359	174.8	1:48.022								
8	34.442	231.1	44.821	119.6	42.436	175.1	2:01.699								

73 BARTH				CHE				BMW 320 TC				I			
1	11:13.538	160.7	46.474	118.0	49.919	136.4	12:49.931	8	34.581	233.1	32.856	215.3	5:00.565		6:08.002 Pit
2	39.259	180.2	37.753	165.5	43.626	173.5	2:00.638	9	55.423	175.1	36.076	193.4	41.330	174.8	2:12.829
3	34.548	232.1	33.590	192.4	40.692	173.1	1:48.830	10	34.535	232.1	34.294	211.5	40.137	174.4	1:48.966
4	34.421	232.6	33.273	202.6	40.629	173.8	1:48.323	11	34.898	227.3	52.460	128.9	1:03.856	173.1	2:31.214
5	34.489	232.1	33.077	206.1	40.489	172.5	1:48.055	12	34.213	232.6	32.742	210.3	40.228	175.5	1:47.183
6	34.428	233.1	33.082	212.1	40.622	173.5	1:48.132	13	34.219	233.6	36.618	172.6	37.691	175.1	1:48.528
7	34.516	230.6	34.470	212.1	41.550	174.8	1:50.536								



Weather/Track: Sun 17C/Dry 36C

Circuit Length - 4.545 kilometres
Marrakech
Morocco

2013 FIA World Touring Car Championship

Free Practice 2 - Sector Analysis Report

Lap S1 Time S1 Spd S2 Time S2 Spd S3 Time S3 Spd Lap Time Pit Lap S1 Time S1 Spd S2 Time S2 Spd S3 Time S3 Spd Lap Time Pit

74 ORIOLA						ESP			SEAT Leon WTCC							
1	11:24.495	176.5	42.176	135.7	50.539	173.5	12:57.210	6	37.506	169.4	42.210	124.3	3:34.675		4:54.391	<i>Pit</i>
2	34.806	196.4	39.012	145.3	43.730	174.1	1:57.548	7	40.757	207.5	33.421	186.9	40.542	175.5	1:54.720	
3	34.501	230.6	33.223	193.4	40.274	174.1	1:47.998	8	34.048	233.6	32.600	198.7	39.375	175.5	1:46.023	
4	34.232	233.1	33.041	196.6	40.447	174.8	1:47.720									
5	34.021	234.6	32.552	198.7	39.619	175.1	1:46.192									



Weather/Track: Sun 17C/Dry 36C

Circuit Length - 4.545 kilometres
Marrakech
Morocco

Printed at 12:49, Saturday, 06 April, 2013
© MST Systems Ltd, 2005 (www.mstworld.com)

Page 5

2013 FIA World Touring Car Championship

Free Practice 2 - Best Sector Speeds Report

SECTOR 1				SECTOR 2				SECTOR 3				
POS	NO	NAME	SPEED	LAP	NO	NAME	SPEED	LAP	NO	NAME	SPEED	LAP
1	9	MACDOWALL	241.3	3	3	TARQUINI	221.2	10	17	NYKJAER	178.5	13
2	23	CHILTON	241.3	7	10	THOMPSON	217.9	4	23	CHILTON	178.5	6
3	12	MULLER	240.7	3	23	CHILTON	216.0	4	9	MACDOWALL	178.2	4
4	17	NYKJAER	240.7	3	73	BARTH	215.3	8	18	MONTEIRO	178.2	12
5	18	MONTEIRO	240.2	11	12	MULLER	214.7	6	10	THOMPSON	177.8	11
6	10	THOMPSON	239.2	12	38	BASSENG	214.7	10	12	MULLER	177.5	5
7	14	NASH	239.2	11	14	NASH	213.4	5	3	TARQUINI	177.2	4
8	19	MONJE	238.6	10	6	ENGSTLER	212.8	13	14	NASH	177.2	10
9	1	HUFF	238.1	9	9	MACDOWALL	212.1	12	19	MONJE	177.2	9
10	15	CORONEL	236.1	3	19	MONJE	210.9	13	1	HUFF	176.5	8
11	37	MUNNICH	235.6	12	18	MONTEIRO	210.3	8	15	CORONEL	176.5	5
12	8	KOZLOVSKIY	235.1	10	17	NYKJAER	209.7	13	55	O'YOUNG	175.8	13
13	25	BENNANI	234.6	12	8	KOZLOVSKIY	209.1	3	6	ENGSTLER	175.5	9
14	26	D'ASTE	234.6	3	15	CORONEL	209.1	14	8	KOZLOVSKIY	175.5	8
15	55	O'YOUNG	234.6	2	25	BENNANI	208.5	8	73	BARTH	175.5	12
16	74	ORIOLA	234.6	5	22	BOARDMAN	203.8	4	74	ORIOLA	175.5	7
17	6	ENGSTLER	234.1	14	55	O'YOUNG	203.2	2	38	BASSENG	175.1	3
18	3	TARQUINI	233.6	7	7	NG	202.1	8	37	MUNNICH	174.8	11
19	38	BASSENG	233.6	14	26	D'ASTE	201.0	2	25	BENNANI	174.4	11
20	73	BARTH	233.1	6	1	HUFF	200.4	9	7	NG	174.1	9
21	7	NG	232.1	8	37	MUNNICH	199.3	8	26	D'ASTE	174.1	4
22	22	BOARDMAN	230.6	2	74	ORIOLA	198.7	5	22	BOARDMAN	173.5	6
23	5	MICHELISZ	188.0	4	5	MICHELISZ	155.9	3	5	MICHELISZ	171.5	4



Weather/Track: Sun 17C/Dry 36C

Circuit Length - 4.545 kilometres
Marrakech
Morocco

2013 FIA World Touring Car Championship

Free Practice 2 - Best Sector Times Report

POS	NO	SECTOR 1		SECTOR 2		SECTOR 3		IDEAL/BEST LAP COMPARISON							
		TIME	LAP	NO	TIME	LAP	NO	TIME	LAP	NO	NAME	IDEAL	BEST	LAP	DIFF
1	23	33.445	7	23	32.129	10	3	39.139	7	23	CHILTON	1:44.952	1:45.050	11	+ 0.098
2	9	33.481	9	12	32.137	6	17	39.183	13	12	MULLER	1:44.970	1:44.991	9	+ 0.021
3	17	33.516	12	18	32.270	10	9	39.254	12	9	MACDOWAL	1:45.033	1:45.150	12	+ 0.117
4	12	33.519	9	9	32.298	12	18	39.299	11	18	MONTEIRO	1:45.096	1:45.280	11	+ 0.184
5	18	33.527	10	3	32.373	7	12	39.314	9	17	NYKJAER	1:45.175	1:45.429	13	+ 0.254
6	14	33.732	11	14	32.408	5	14	39.370	10	3	TARQUINI	1:45.304	1:45.304	7	+ 0.000
7	10	33.745	12	17	32.476	12	74	39.375	8	14	NASH	1:45.510	1:45.925	11	+ 0.415
8	3	33.792	7	74	32.552	5	23	39.378	11	74	ORIOLO	1:45.948	1:46.023	8	+ 0.075
9	19	33.837	10	10	32.559	12	15	39.594	13	10	THOMPSON	1:46.056	1:46.186	12	+ 0.130
10	15	33.937	13	19	32.597	13	10	39.752	9	15	CORONEL	1:46.170	1:46.271	14	+ 0.101
11	74	34.021	5	15	32.639	14	38	39.758	14	19	MONJE	1:46.259	1:46.756	8	+ 0.497
12	6	34.036	14	73	32.742	12	19	39.825	10	6	ENGSTLER	1:46.841	1:46.961	14	+ 0.120
13	38	34.094	13	55	32.846	13	6	39.854	11	38	BASSENG	1:46.874	1:47.018	14	+ 0.144
14	55	34.122	9	6	32.951	13	55	39.908	13	55	O'YOUNG	1:46.876	1:46.976	13	+ 0.100
15	1	34.162	9	26	32.961	4	26	40.063	2	73	BARTH	1:47.092	1:47.183	12	+ 0.091
16	8	34.193	4	38	33.022	11	73	40.137	10	26	D'ASTE	1:47.267	1:47.602	12	+ 0.335
17	73	34.213	12	1	33.047	9	7	40.257	8	1	HUFF	1:47.470	1:47.470	9	+ 0.000
18	7	34.243	9	7	33.099	8	1	40.261	9	7	NG	1:47.599	1:47.786	9	+ 0.187
19	26	34.243	12	8	33.318	10	25	40.442	10	8	KOZLOVSKI	1:48.149	1:48.540	3	+ 0.391
20	25	34.354	12	22	33.450	3	8	40.638	3	25	BENNANI	1:48.299	1:48.793	7	+ 0.494
21	37	34.775	5	25	33.503	7	22	41.069	7	22	BOARDMAN	1:49.301	1:49.405	3	+ 0.104
22	22	34.782	4	37	34.017	5	37	41.587	14	37	MUNNICH	1:50.379	1:50.988	14	+ 0.609
23	5	36.874	5	5	35.969	4	5	43.992	3	5	MICHELISZ	1:56.835	1:59.189	3	+ 2.354

'Perfect Lap' - 1:44.713



Weather/Track: Sun 17C/Dry 36C

Circuit Length - 4.545 kilometres
Marrakech
Morocco

**2013 FIA World Touring Car Championship
QUALIFYING 1 RESULT**

POS	NO	CLS	DRIVER	NAT	CAR	TIME	LAPS	GAP	KPH
1	3		Gabriele TARQUINI	ITA	Honda Civic	1:44.910	11		155.96
2	12		Yvan MULLER	FRA	Chevrolet Cruze 1.6T	1:45.185	6	0.275	155.55
3	9	I	Alex MACDOWALL	GBR	Chevrolet Cruze 1.6T	1:45.446	8	0.536	155.16
4	23		Tom HILTON	GBR	Chevrolet Cruze 1.6T	1:45.471	6	0.561	155.13
5	74		Pepe ORIOLA	ESP	SEAT Leon WTCC	1:45.617	7	0.707	154.91
6	17	I	Michel NYKJAER	DNK	Chevrolet Cruze 1.6T	1:45.656	3	0.746	154.86
7	14	I	James NASH	GBR	Chevrolet Cruze 1.6T	1:45.677	4	0.767	154.83
8	38		Marc BASSENG	DEU	SEAT Leon WTCC	1:45.794	11	0.884	154.65
9	10		James THOMPSON	GBR	Lada Granta	1:45.992	7	1.082	154.37
10	15		Tom CORONEL	NLD	BMW 320 TC	1:46.091	8	1.181	154.22
11	1		Rob HUFF	GBR	SEAT Leon WTCC	1:46.125	12	1.215	154.17
12	19	I	Fernando MONJE	ESP	SEAT Leon WTCC	1:46.194	9	1.284	154.07
13	55	I	Darryl O'YOUNG	HKG	BMW 320 TC	1:46.327	11	1.417	153.88
14	18		Tiago MONTEIRO	PRT	Honda Civic	1:46.396	5	1.486	153.78
15	73	I	Fredy BARTH	CHE	BMW 320 TC	1:46.412	14	1.502	153.76
16	6	I	Franz ENGSTLER	DEU	BMW 320 TC	1:46.494	13	1.584	153.64
17	5		Norbert MICHELISZ	HUN	Honda Civic	1:46.629	12	1.719	153.44
18	25	I	Mehdi BENNANI	MAR	BMW 320 TC	1:46.660	12	1.750	153.40
19	22	I	Tom BOARDMAN	GBR	SEAT Leon WTCC	1:46.713	13	1.803	153.32
20	7	I	Charles NG	HKG	BMW 320 TC	1:47.140	13	2.230	152.71
21	26	I	Stefano D'ASTE	ITA	BMW 320 TC	1:47.390	8	2.480	152.36
22	8		Mikhail KOZLOVSKIY	RUS	Lada Granta	1:47.598	11	2.688	152.06
23	37	I	Rene MUNNICH	DEU	SEAT Leon WTCC	1:49.754	5	4.844	149.07

QUALIFICATION MAXIMA

1:52.253

Car 37, times disallowed, Stewards decision 5 refers

Weather/Track: Sun 20C/Dry 36C

Marrakech

Circuit Length = 4.5450 km.

Start: 15:30 End: 16:11

Steward:	Steward:	Steward:	Issued at:
----------	----------	----------	------------

**2013 FIA World Touring Car Championship
QUALIFYING 1 - PROVISIONAL CLASSIFICATION**

POS	NO	CLS	DRIVER	NAT	CAR	TIME	LAPS	GAP	KPH
1	3		Gabriele TARQUINI	ITA	Honda Civic	1:44.910	11		155.96
2	12		Yvan MULLER	FRA	Chevrolet Cruze 1.6T	1:45.185	6	0.275	155.55
3	9	I	Alex MACDOWALL	GBR	Chevrolet Cruze 1.6T	1:45.446	8	0.536	155.16
4	23		Tom HILTON	GBR	Chevrolet Cruze 1.6T	1:45.471	6	0.561	155.13
5	74		Pepe ORIOLA	ESP	SEAT Leon WTCC	1:45.617	7	0.707	154.91
6	17	I	Michel NYKJAER	DNK	Chevrolet Cruze 1.6T	1:45.656	3	0.746	154.86
7	14	I	James NASH	GBR	Chevrolet Cruze 1.6T	1:45.677	4	0.767	154.83
8	38		Marc BASSENG	DEU	SEAT Leon WTCC	1:45.794	11	0.884	154.65
9	10		James THOMPSON	GBR	Lada Granta	1:45.992	7	1.082	154.37
10	15		Tom CORONEL	NLD	BMW 320 TC	1:46.091	8	1.181	154.22
11	1		Rob HUFF	GBR	SEAT Leon WTCC	1:46.125	12	1.215	154.17
12	19	I	Fernando MONJE	ESP	SEAT Leon WTCC	1:46.194	9	1.284	154.07
13	55	I	Darryl O'YOUNG	HKG	BMW 320 TC	1:46.327	11	1.417	153.88
14	18		Tiago MONTEIRO	PRT	Honda Civic	1:46.396	5	1.486	153.78
15	73	I	Fredy BARTH	CHE	BMW 320 TC	1:46.412	14	1.502	153.76
16	6	I	Franz ENGSTLER	DEU	BMW 320 TC	1:46.494	13	1.584	153.64
17	5		Norbert MICHELISZ	HUN	Honda Civic	1:46.629	12	1.719	153.44
18	25	I	Mehdi BENNANI	MAR	BMW 320 TC	1:46.660	12	1.750	153.40
19	22	I	Tom BOARDMAN	GBR	SEAT Leon WTCC	1:46.713	13	1.803	153.32
20	7	I	Charles NG	HKG	BMW 320 TC	1:47.140	13	2.230	152.71
21	26	I	Stefano D'ASTE	ITA	BMW 320 TC	1:47.390	8	2.480	152.36
22	8		Mikhail KOZLOVSKIY	RUS	Lada Granta	1:47.598	11	2.688	152.06
23	37	I	Rene MUNNICH	DEU	SEAT Leon WTCC	1:49.222	13	4.312	149.80

QUALIFICATION MAXIMA

1:52.253

Marrakech

Subject to technical scrutineering. For Media Information Purposes - No Regulatory Value.

Circuit Length = 4.5450 km.

Weather/Track: Sun 20C/Dry 36C

Start: 15:30 End: 16:11

Race Director:	Steward:	Timekeeper:	Issued at:
----------------	----------	-------------	------------

2013 FIA World Touring Car Championship

Qualifying 1 - Sector Analysis Report

Lap	S1 Time	S1 Spd	S2 Time	S2 Spd	S3 Time	S3 Spd	Lap Time	Pit	Lap	S1 Time	S1 Spd	S2 Time	S2 Spd	S3 Time	S3 Spd	Lap Time	Pit
1 HUFF GBR SEAT Leon WTCC																	
1	11:15.201	202.5	35.692	165.2	42.636	174.8	12:33.529		8	41.522	154.6	39.133	167.5	43.166	176.5	2:03.821	
2	34.245	235.1	33.040	208.5	42.899	174.8	1:50.184		9	33.799	237.1	38.216	135.5	53.173	176.8	2:05.188	
3	34.056	234.1	32.906	191.4	41.049	174.4	1:48.011		10	33.899	236.6	32.611	198.2	39.615	176.5	1:46.125	
4	39.445	192.6	36.944	165.9	4:06.001		5:22.390	Pit	11	36.286	200.0	35.844	176.4	4:04.266		5:16.396	Pit
5	38.796	224.0	34.243	169.4	42.385	175.5	1:55.424		12	41.445	175.1	35.818	173.5	43.078	176.1	2:00.341	
6	34.143	236.1	32.917	207.3	39.632	174.8	1:46.692										
7	40.940	159.5	47.630	116.5			12:09.251	Pit									
3 TARQUINI ITA Honda Civic																	
1	11:01.653	182.6	37.122	171.8	42.903	175.1	12:21.678		7	33.722	234.6	32.217	218.6	38.971	177.2	1:44.910	
2	34.194	233.6	32.567	219.2	40.219	175.1	1:46.980		8	40.409	132.9	47.730	115.2			12:02.121	Pit
3	33.980	233.6	32.592	211.5	39.945	175.1	1:46.517		9	47.641	164.1	35.559	207.9	39.934	176.1	2:03.134	
4	33.993	233.6	32.695	219.9	39.594	175.1	1:46.282		10	33.887	233.6	32.348	219.9	39.550	176.8	1:45.785	
5	34.091	233.1	34.088	188.4	2:39.336		3:47.515	Pit	11	33.764	234.6	32.163	221.9	42.980	140.6	1:48.907	
6	40.101	219.6	34.879	182.7	41.664	177.2	1:56.644										
5 MICHELISZ HUN Honda Civic																	
1	11:03.992	185.4	37.600	152.3	44.302	175.1	12:25.894		8	33.899	236.1	39.817	76.1	55.449	176.5	2:09.165	
2	34.458	233.6	32.646	204.9	39.661	175.1	1:46.765		9	33.952	234.6	32.804	210.3	40.158	176.1	1:46.914	
3	37.236	174.8	39.510	162.2	6:08.330		7:25.076	Pit	10	34.443	225.4	34.307	192.4	2:25.132		3:33.882	Pit
4	39.646	226.8	33.598	199.8	40.713	175.8	1:53.957		11	41.487	225.0	34.643	195.0	41.186	174.8	1:57.316	
5	33.986	234.6	32.867	209.1	39.776	175.5	1:46.629		12	34.424	230.6	32.750	212.8	39.966	174.1	1:47.140	
6	36.668	148.1	48.593	115.5			12:11.491	Pit									
7	39.523	200.7	37.574	159.7	43.224	176.8	2:00.321										
6 ENGSTLER DEU BMW 320 TC I																	
1	11:08.442	202.5	36.920	169.8	42.598	175.8	12:27.960		8	33.669	238.1	33.809	199.3	39.737	176.5	1:47.215	
2	34.073	235.6	33.191	185.5	40.922	174.8	1:48.186		9	33.681	238.6	33.062	201.5	39.979	175.1	1:46.722	
3	34.380	232.6	37.466	180.4	42.498	174.4	1:54.344		10	34.008	232.6	32.744	207.3	39.748	175.8	1:46.500	
4	34.242	233.1	32.777	206.7	40.067	174.1	1:47.086		11	34.293	232.6	33.256	197.1	39.663	176.1	1:47.212	
5	39.386	174.0	44.326	95.7	5:01.380		6:25.092	Pit	12	34.104	233.6	32.761	202.1	39.629	175.1	1:46.494	
6	1:11.134	126.2	52.960	116.8			12:57.065	Pit	13	35.106	200.7	34.935	192.4	42.326	158.7	1:52.367	
7	43.850	152.2	36.498	191.4	40.760	176.8	2:01.108										
7 NG HKG BMW 320 TC I																	
1	11:08.784	205.6	37.355	187.9	42.747	175.1	12:28.886		8	33.824	237.1	33.913	195.0	39.948	176.1	1:47.685	
2	34.053	236.6	33.023	196.0	40.577	175.8	1:47.653		9	33.961	235.1	33.188	204.9	40.428	175.8	1:47.577	
3	34.335	227.8	37.441	190.9	42.678	175.8	1:54.454		10	34.863	203.3	33.589	203.2	40.520	175.5	1:48.972	
4	34.149	235.1	33.035	203.2	39.956	175.5	1:47.140		11	34.196	229.7	35.323	195.0	40.138	175.1	1:49.657	
5	38.057	169.9	35.986	196.6	5:29.696		6:43.739	Pit	12	36.601	225.0	33.589	199.8	43.578	175.8	1:53.768	
6	48.498	144.4	50.579	124.9			12:39.177	Pit	13	34.017	235.1	32.801	203.2	40.492	173.5	1:47.310	
7	42.918	150.2	36.516	186.0	40.961	176.1	2:00.395										



Weather/Track: Sun 20C/Dry 36C

Circuit Length - 4.545 kilometres
Marrakech
Morocco

2013 FIA World Touring Car Championship

Qualifying 1 - Sector Analysis Report

Lap	S1 Time	S1 Spd	S2 Time	S2 Spd	S3 Time	S3 Spd	Lap Time	Pit	Lap	S1 Time	S1 Spd	S2 Time	S2 Spd	S3 Time	S3 Spd	Lap Time	Pit
8 KOZLOVSKIY RUS Lada Granta																	
1	11:35.053	188.3	43.807	169.0	46.500	171.5	13:05.360		7	34.250	236.6	34.531	144.4	48.341	175.5	1:57.122	
2	45.985	124.9	46.464	153.9	5:33.416		7:05.865	Pit	8	34.201	234.6	33.042	204.9	43.621	161.8	1:50.864	
3	46.828	206.3	35.898	176.9	42.423	175.1	2:05.149		9	39.547	180.2	38.187	160.0	2:23.966		3:41.700	Pit
4	34.688	228.2	33.840	202.1	41.274	174.8	1:49.802		10	39.634	221.3	34.382	186.9	41.986	175.1	1:56.002	
5	34.620	232.1	33.645	192.4			13:29.034	Pit	11	34.316	232.6	32.957	198.2	40.325	174.4	1:47.598	
6	38.875	211.1	38.651	198.2	43.298	174.8	2:00.824										
9 MACDOWALL GBR Chevrolet Cruze 1.6T																	
1	10:58.582	206.0	35.771	186.0	41.620	176.1	12:15.973		6	48.335	168.9	35.213	209.1	40.060	177.5	2:03.608	
2	34.150	233.1	32.633	217.2	40.621	174.4	1:47.404		7	33.828	235.6	32.431	214.0	39.484	177.8	1:45.743	
3	34.122	234.6	32.633	214.7	39.921	175.8	1:46.676		8	33.783	236.6	32.320	219.2	39.343	177.8	1:45.446	
4	34.042	234.1	32.473	219.9	39.710	176.8	1:46.225										
5	36.069	205.2	34.231	186.9			19:35.075	Pit									
10 THOMPSON GBR Lada Granta																	
1	12:14.005	215.2	35.218	192.4	42.575	175.5	13:31.798		5	40.928	204.0	38.536	199.3	42.972	177.2	2:02.436	
2	34.163	233.6	32.558	201.5	45.273	176.1	1:51.994		6	43.980	140.5	39.831	120.0	50.069	177.5	2:13.880	
3	33.832	234.1	32.621	210.3	39.539	175.5	1:45.992		7	33.635	237.1	32.430	208.5	46.399	170.9	1:52.464	
4	39.695	154.8	41.901	136.7			20:20.989	Pit									
12 MULLER FRA Chevrolet Cruze 1.6T																	
1	10:59.628	209.1	36.754	178.2	42.251	176.8	12:18.633		5	47.445	202.5	35.886	181.3	42.228	178.2	2:05.559	
2	34.048	237.1	32.355	213.4	39.893	176.5	1:46.296		6	33.591	239.2	32.043	209.7	39.551	177.5	1:45.185	
3	33.785	239.2	32.499	215.3	39.597	177.5	1:45.881										
4	37.075	158.6	40.244	163.3	4:08.414		5:25.733	Pit									
14 NASH GBR Chevrolet Cruze 1.6T																	
1	11:01.157	185.1	36.769	165.9	42.437	177.8	12:20.363		4	33.989	236.1	32.878	217.9	40.705	176.5	1:47.572	
2	33.648	242.3	32.527	212.1	39.742	176.1	1:45.917										
3	33.658	242.9	32.537	209.7	39.482	177.2	1:45.677										
15 CORONEL NLD BMW 320 TC																	
1	22:04.638	196.7	35.793	174.7	42.238	175.8	23:22.669		6	33.991	234.6	33.612	166.7	3:34.820		4:42.423	Pit
2	34.034	234.1	32.914	204.4	39.706	175.1	1:46.654		7	43.658	186.1	37.528	149.8	43.507	176.1	2:04.693	
3	37.309	136.5	49.160	106.2			12:06.579	Pit	8	33.957	232.1	32.664	212.1	39.470	176.5	1:46.091	
4	47.243	149.3	36.453	191.9	40.652	175.5	2:04.348										
5	33.782	236.1	33.672	210.9	39.767	175.5	1:47.221										
17 NYKJAER DNK Chevrolet Cruze 1.6T																	
1	11:03.013	162.9	37.526	161.5	44.055	177.2	12:24.594		3	33.431	240.7	32.733	209.1	39.983	176.5	1:46.147	
2	33.681	238.1	32.723	206.1	39.252	177.5	1:45.656										
18 MONTEIRO PRT Honda Civic																	
1	11:02.293	171.5	37.256	162.2	43.145	175.5	12:22.694		4	34.427	222.7	34.169	178.6	4:37.323		5:45.919	Pit
2	34.095	235.6	32.504	212.8	39.797	176.5	1:46.396		5	40.157	228.2	33.959	189.9	40.853	176.8	1:54.969	
3	33.928	236.6	32.655	207.3	40.019	174.4	1:46.602										



Circuit Length - 4.545 kilometres
Marrakech
Morocco

Weather/Track: Sun 20C/Dry 36C

2013 FIA World Touring Car Championship

Qualifying 1 - Sector Analysis Report

Lap S1 Time S1 Spd S2 Time S2 Spd S3 Time S3 Spd Lap Time Pit Lap S1 Time S1 Spd S2 Time S2 Spd S3 Time S3 Spd Lap Time Pit

19 MONJE ESP							SEAT Leon WTCC					I				
1	11:19.315	210.3	35.761	170.6	44.126	175.1	12:39.202	6	38.922	138.4	48.852	114.8	12:17.514	Pit		
2	34.091	236.6	32.767	196.0	40.019	174.8	1:46.877	7	40.054	202.9	38.932	187.9	43.186	176.1	2:02.172	
3	34.167	237.1	33.953	186.0	5:58.160		7:06.280	Pit	8	33.761	235.6	45.596	101.2	54.200	176.1	2:13.557
4	39.311	217.8	34.802	178.2	41.868	176.5	1:55.981	9	33.671	236.6	32.502	192.9	40.021	174.1	1:46.194	
5	33.959	236.6	32.751	201.0	39.587	175.1	1:46.297									

22 BOARDMAN GBR							SEAT Leon WTCC					I					
1	11:20.898	206.7	34.747	172.6	44.202	174.8	12:39.847	8	39.536	207.9	38.932	189.4	43.250	174.8	2:01.718		
2	34.089	236.1	32.813	196.0	40.152	175.8	1:47.054	9	34.494	234.6	35.734	133.7	47.171	175.1	1:57.399		
3	33.999	237.1	32.743	196.6	41.359	172.8	1:48.101	10	34.357	232.1	32.839	195.0	40.505	175.1	1:47.701		
4	34.988	230.1	33.735	201.5	4:11.439		5:20.162	Pit	11	37.435	203.7	36.650	192.4	1:56.986		3:11.071	Pit
5	38.764	231.1	33.797	176.4	42.361	174.8	1:54.922	12	40.184	222.7	33.636	203.8	43.378	175.5	1:57.198		
6	34.048	237.6	32.801	206.7	40.086	174.4	1:46.935	13	34.173	232.1	32.452	206.1	40.088	173.5	1:46.713		
7	37.411	148.1	48.397	113.0			12:16.307	Pit									

23 CHILTON GBR							Chevrolet Cruze 1.6T					I				
1	11:00.483	197.8	36.931	169.8	42.466	176.5	12:19.880	5	44.575	197.1	35.198	180.0	42.114	178.5	2:01.887	
2	33.898	239.2	32.242	205.5	39.615	176.8	1:45.755	6	33.790	238.1	32.033	214.7	39.648	177.8	1:45.471	
3	33.882	240.7	32.299	207.3	39.754	177.2	1:45.935									
4	37.050	161.2	40.226	161.5	4:09.175		5:26.451	Pit								

25 BENNANI MAR							BMW 320 TC					I				
1	11:04.270	154.8	42.207	173.1	43.935	174.8	12:30.412	8	33.779	237.1	57.931	181.3	41.675	175.1	2:13.385	
2	34.015	236.1	32.845	207.3	39.800	175.8	1:46.660	9	39.181	222.2	33.288	210.3	41.165	176.5	1:53.634	
3	34.154	236.6	36.196	200.4	40.701	173.8	1:51.051	10	34.433	234.6	33.957	180.0	2:55.463		4:03.853	Pit
4	34.203	233.1	32.926	196.0	5:16.822		6:23.951	Pit	11	40.173	229.2	33.064	206.1	40.121	174.8	1:53.358
5	42.325	204.8	35.394	159.7	41.357	173.8	1:59.076	12	34.145	231.6	32.731	203.2	40.034	174.4	1:46.910	
6	34.277	232.1	34.139	146.1			12:43.008	Pit								
7	48.651	142.9	35.056	197.1	40.256	175.8	2:03.963									

26 D'ASTE ITA							BMW 320 TC					I				
1	11:07.584	208.7	36.727	157.9	42.959	175.1	12:27.270	6	34.473		33.056	191.4	39.908	174.1	1:47.437	
2	34.280	237.1	33.158	190.4	40.100	176.1	1:47.538	7	34.649	229.2	32.956	196.6	42.099	174.4	1:49.704	
3	34.183	233.1	32.840	188.9	40.367	173.5	1:47.390	8	34.184	233.1	32.809	193.9	1:05.405	112.3	2:12.398	
4	36.440	179.1	36.151	174.7			26:37.618	Pit								
5	43.616	211.5	34.748	175.2	40.791	175.5	1:59.155									

37 MUNNICH DEU							SEAT Leon WTCC					I				
1	11:36.532	205.6	37.552	201.5	42.911	174.8	12:56.995	8	40.721	181.1	39.540	151.0	3:44.811		5:05.072	Pit
2	34.908	232.1	33.414	210.3	41.703	174.4	1:50.025	9	41.637	226.3	34.459	192.4	1:42.349		2:58.445	Pit
3	34.681	232.6	33.550	206.1	41.354	175.1	1:49.585	10	40.491	214.4	34.903	199.3	44.546	175.8	1:59.940	
4	34.974	232.1	33.553	214.0	3:17.778		4:26.305	Pit	11	34.512	231.1	33.312	217.2	40.240	175.1	1:48.064
5	43.041	228.7	34.943	204.9	41.716	175.5	1:59.700	12	34.887	232.6	33.779	203.8	41.088	174.8	1:49.754	
6	34.680	232.6	33.671	210.9	40.871	174.8	1:49.222	13	35.705	235.6	34.021	201.5	46.553	110.5	1:56.279	
7	34.488	233.6	50.301	115.4			12:35.759	Pit								



Circuit Length - 4.545 kilometres
Marrakech
Morocco

Weather/Track: Sun 20C/Dry 36C

2013 FIA World Touring Car Championship

Qualifying 1 - Sector Analysis Report

Lap S1 Time S1 Spd S2 Time S2 Spd S3 Time S3 Spd Lap Time Pit Lap S1 Time S1 Spd S2 Time S2 Spd S3 Time S3 Spd Lap Time Pit

38 BASSENG

Lap	S1 Time	S1 Spd	S2 Time	S2 Spd	S3 Time	S3 Spd	Lap Time	Pit
1	11:16.420	209.1	35.460	176.0	42.933	175.5	12:34.813	
2	34.200	235.6	33.024	207.3	40.279	175.8	1:47.503	
3	34.226	235.6	33.549	174.3	3:08.938		4:16.713	Pit
4	40.755	229.2	35.068	200.4	40.336	175.1	1:56.159	
5	34.184	234.1	32.994	217.9	39.302	175.8	1:46.480	
6	33.989	233.1	32.800	216.0	39.601	175.8	1:46.390	

DEU

SEAT Leon WTCC

Lap	S1 Time	S1 Spd	S2 Time	S2 Spd	S3 Time	S3 Spd	Lap Time	Pit
7	33.855	238.6	32.988	207.9			13:16.096	Pit
8	41.919	140.4	39.144	170.2	42.932	175.5	2:03.995	
9	33.940	236.1	42.175	132.7	54.045	175.8	2:10.160	
10	33.896	237.6	32.751	207.9	39.147	175.8	1:45.794	
11	33.835	238.6	33.656	162.9	40.772	174.8	1:48.263	

55 O'YOUNG

Lap	S1 Time	S1 Spd	S2 Time	S2 Spd	S3 Time	S3 Spd	Lap Time	Pit
1	11:06.223	202.2	36.548	155.9	43.676	175.5	12:26.447	
2	34.608	235.6	33.274	196.0	40.112	175.1	1:47.994	
3	37.879	209.1	42.753	159.7	5:47.723		7:08.355	Pit
4	42.636	182.6	35.696	171.4	42.216	176.8	2:00.548	
5	33.803	237.6	32.671	197.7	40.130	176.8	1:46.604	
6	37.450	131.0	49.595	111.6			12:07.964	Pit

HKG

BMW 320 TC

Lap	S1 Time	S1 Spd	S2 Time	S2 Spd	S3 Time	S3 Spd	Lap Time	Pit
7	43.674	194.3	35.213	198.7	40.384	175.8	1:59.271	
8	33.865	235.1	32.669	208.5	39.793	176.8	1:46.327	
9	35.505	226.8	34.146	184.1	3:35.445		4:45.096	Pit
10	44.066	191.9	37.359	161.8	42.776	174.8	2:04.201	
11	34.204	230.1	32.568	209.7	39.874	175.1	1:46.646	

73 BARTH

Lap	S1 Time	S1 Spd	S2 Time	S2 Spd	S3 Time	S3 Spd	Lap Time	Pit
1	11:17.172	200.0	35.750	183.1	43.006	173.1	12:35.928	
2	34.547	233.6	33.076	209.1	40.600	176.1	1:48.223	
3	34.364	235.1	33.114	199.3	40.743	174.8	1:48.221	
4	34.744	234.1	33.870	212.8	40.928	174.1	1:49.542	
5	34.335	234.1	37.220	161.5	4:04.120		5:15.675	Pit
6	42.502	217.4	36.652	114.8	43.264	174.4	2:02.418	
7	41.073	136.7	48.848	116.7			12:02.253	Pit
8	42.876	160.9	36.607	201.0	40.835	174.4	2:00.318	

CHE

BMW 320 TC

Lap	S1 Time	S1 Spd	S2 Time	S2 Spd	S3 Time	S3 Spd	Lap Time	Pit
9	33.941	235.1	33.400	200.4	40.006	175.8	1:47.347	
10	34.033	236.6	33.291	211.5	40.041	176.5	1:47.365	
11	33.887	233.6	32.963	204.9	39.562	175.5	1:46.412	
12	34.186	232.6	34.483	151.0	37.516	174.8	1:46.185	
13	34.205	232.1	32.701	217.9	40.087	173.8	1:46.993	
14	34.832	234.1	34.306	202.6	40.847	171.2	1:49.985	

74 ORIOLA

Lap	S1 Time	S1 Spd	S2 Time	S2 Spd	S3 Time	S3 Spd	Lap Time	Pit
1	11:17.480	207.9	36.525	185.0	44.048	175.5	12:38.053	
2	33.972	235.1	32.875	212.1	39.988	176.8	1:46.835	
3	34.524	235.6	33.570	186.4	5:58.400		7:06.494	Pit
4	39.613	210.7	34.710	175.2	41.693	176.5	1:56.016	

ESP

SEAT Leon WTCC

Lap	S1 Time	S1 Spd	S2 Time	S2 Spd	S3 Time	S3 Spd	Lap Time	Pit
5	33.731	237.6	32.654	206.7	39.232	176.5	1:45.617	
6	38.945	132.7	48.781	119.8			14:02.894	Pit
7	59.581	160.9	38.133	140.7	57.093	174.1	2:34.807	



Weather/Track: Sun 20C/Dry 36C

Circuit Length - 4.545 kilometres
Marrakech
Morocco

Printed at 16:16, Saturday, 06 April, 2013

© MST Systems Ltd, 2005 (www.mstworld.com)

Page 4

2013 FIA World Touring Car Championship Qualifying 1 - Best Sector Speeds Report

SECTOR 1				SECTOR 2				SECTOR 3				
POS	NO	NAME	SPEED	LAP	NO	NAME	SPEED	LAP	NO	NAME	SPEED	LAP
1	14	NASH	242.9	3	3	TARQUINI	221.9	11	23	CHILTON	178.5	5
2	17	NYKJAER	240.7	3	9	MACDOWALL	219.9	4	12	MULLER	178.2	5
3	23	CHILTON	240.7	3	14	NASH	217.9	4	9	MACDOWALL	177.8	7
4	12	MULLER	239.2	3	38	BASSENG	217.9	5	14	NASH	177.8	1
5	6	ENGSTLER	238.6	9	73	BARTH	217.9	13	10	THOMPSON	177.5	6
6	38	BASSENG	238.6	7	12	MULLER	215.3	3	17	NYKJAER	177.5	2
7	22	BOARDMAN	237.6	6	23	CHILTON	214.7	6	3	TARQUINI	177.2	6
8	55	O'YOUNG	237.6	5	37	MUNNICH	214.0	4	1	HUFF	176.8	9
9	74	ORIOLA	237.6	5	5	MICHELISZ	212.8	12	5	MICHELISZ	176.8	7
10	1	HUFF	237.1	9	18	MONTEIRO	212.8	2	6	ENGSTLER	176.8	7
11	7	NG	237.1	8	15	CORONEL	212.1	8	18	MONTEIRO	176.8	5
12	10	THOMPSON	237.1	7	74	ORIOLA	212.1	2	55	O'YOUNG	176.8	4
13	19	MONJE	237.1	3	10	THOMPSON	210.3	3	74	ORIOLA	176.8	2
14	25	BENNANI	237.1	8	25	BENNANI	210.3	9	15	CORONEL	176.5	8
15	26	D'ASTE	237.1	2	55	O'YOUNG	209.7	11	19	MONJE	176.5	4
16	8	KOZLOVSKIY	236.6	7	17	NYKJAER	209.1	3	25	BENNANI	176.5	9
17	9	MACDOWALL	236.6	8	1	HUFF	208.5	2	73	BARTH	176.5	10
18	18	MONTEIRO	236.6	3	6	ENGSTLER	207.3	10	7	NG	176.1	7
19	73	BARTH	236.6	10	22	BOARDMAN	206.7	6	26	D'ASTE	176.1	2
20	5	MICHELISZ	236.1	8	7	NG	204.9	9	22	BOARDMAN	175.8	2
21	15	CORONEL	236.1	5	8	KOZLOVSKIY	204.9	8	37	MUNNICH	175.8	10
22	37	MUNNICH	235.6	13	19	MONJE	201.0	5	38	BASSENG	175.8	2
23	3	TARQUINI	234.6	7	26	D'ASTE	196.6	7	8	KOZLOVSKIY	175.5	7



Circuit Length - 4.545 kilometres
Marrakech
Morocco

Weather/Track: Sun 20C/Dry 36C

2013 FIA World Touring Car Championship Qualifying 1 - Best Sector Times Report

POS	NO	SECTOR 1		SECTOR 2		SECTOR 3		IDEAL/BEST LAP COMPARISON							
		TIME	LAP	NO	TIME	LAP	NO	TIME	LAP	NO	NAME	IDEAL	BEST	LAP	DIFF
1	17	33.431	3	23	32.033	6	3	38.971	7	3	TARQUINI	1:44.856	1:44.910	7	+ 0.054
2	12	33.591	6	12	32.043	6	38	39.147	10	12	MULLER	1:45.185	1:45.185	6	+ 0.000
3	10	33.635	7	3	32.163	11	74	39.232	5	17	NYKJAER	1:45.406	1:45.656	2	+ 0.250
4	14	33.648	2	9	32.320	8	17	39.252	2	23	CHILTON	1:45.438	1:45.471	6	+ 0.033
5	6	33.669	8	10	32.430	7	9	39.343	8	9	MACDOWAL	1:45.446	1:45.446	8	+ 0.000
6	19	33.671	9	22	32.452	13	15	39.470	8	10	THOMPSON	1:45.604	1:45.992	3	+ 0.388
7	3	33.722	7	19	32.502	9	14	39.482	3	74	ORIOLA	1:45.617	1:45.617	5	+ 0.000
8	74	33.731	5	18	32.504	2	10	39.539	3	14	NASH	1:45.657	1:45.677	3	+ 0.020
9	25	33.779	8	14	32.527	2	12	39.551	6	38	BASSENG	1:45.733	1:45.794	10	+ 0.061
10	15	33.782	5	55	32.568	11	73	39.562	11	19	MONJE	1:45.760	1:46.194	9	+ 0.434
11	9	33.783	8	1	32.611	10	19	39.587	5	15	CORONEL	1:45.916	1:46.091	8	+ 0.175
12	23	33.790	6	5	32.646	2	1	39.615	10	1	HUFF	1:46.025	1:46.125	10	+ 0.100
13	1	33.799	9	74	32.654	5	23	39.615	2	6	ENGSTLER	1:46.042	1:46.494	12	+ 0.452
14	55	33.803	5	15	32.664	8	6	39.629	12	73	BARTH	1:46.150	1:46.412	11	+ 0.262
15	7	33.824	8	73	32.701	13	5	39.661	2	55	O'YOUNG	1:46.164	1:46.327	8	+ 0.163
16	38	33.835	11	17	32.723	2	55	39.793	8	5	MICHELISZ	1:46.206	1:46.629	5	+ 0.423
17	73	33.887	11	25	32.731	12	18	39.797	2	18	MONTEIRO	1:46.229	1:46.396	2	+ 0.167
18	5	33.899	8	6	32.744	10	25	39.800	2	25	BENNANI	1:46.310	1:46.660	2	+ 0.350
19	18	33.928	3	38	32.751	10	26	39.908	6	22	BOARDMAN	1:46.537	1:46.713	13	+ 0.176
20	22	33.999	3	7	32.801	13	7	39.948	8	7	NG	1:46.573	1:47.140	4	+ 0.567
21	26	34.183	3	26	32.809	8	22	40.086	6	26	D'ASTE	1:46.900	1:47.390	3	+ 0.490
22	8	34.201	8	8	32.957	11	8	40.325	11	8	KOZLOVSKI	1:47.483	1:47.598	11	+ 0.115
23	37	34.488	7	37	33.414	2	37	40.871	6	37	MUNNICH	1:48.773	1:49.222	6	+ 0.449

'Perfect Lap' - 1:44.435



Weather/Track: Sun 20C/Dry 36C

Circuit Length - 4.545 kilometres
Marrakech
Morocco

**2013 FIA World Touring Car Championship
QUALIFYING 2 RESULT**

POS	NO	CLS	DRIVER	NAT	CAR	TIME	LAPS	GAP	KPH
1	3		Gabriele TARQUINI	ITA	Honda Civic	1:44.358	4		156.78
2	14	I	James NASH	GBR	Chevrolet Cruze 1.6T	1:44.406	5	0.048	156.71
3	12		Yvan MULLER	FRA	Chevrolet Cruze 1.6T	1:44.504	6	0.146	156.56
4	17	I	Michel NYKJAER	DNK	Chevrolet Cruze 1.6T	1:44.745	6	0.387	156.20
5	23		Tom CHILTON	GBR	Chevrolet Cruze 1.6T	1:44.863	6	0.505	156.03
6	9	I	Alex MACDOWALL	GBR	Chevrolet Cruze 1.6T	1:45.060	7	0.702	155.74
7	1		Rob HUFF	GBR	SEAT Leon WTCC	1:45.228	5	0.870	155.49
8	38		Marc BASSENG	DEU	SEAT Leon WTCC	1:45.552	3	1.194	155.01
9	74		Pepe ORIOLA	ESP	SEAT Leon WTCC	1:46.341	2	1.983	153.86
10	19	I	Fernando MONJE	ESP	SEAT Leon WTCC	15:14.469	1	13:30.111	17.89

Marrakech

Circuit Length = 4.5450 km.

Start: 16:17 End: 16:32

Weather/Track: Sun 20C/Dry 29C. Cars 10 & 15 did not participate

Steward:	Steward:	Steward:	Issued at:
----------	----------	----------	------------

**2013 FIA World Touring Car Championship
QUALIFYING 2 - PROVISIONAL CLASSIFICATION**

POS	NO	CLS	DRIVER	NAT	CAR	TIME	LAPS	GAP	KPH
1	3		Gabriele TARQUINI	ITA	Honda Civic	1:44.358	4		156.78
2	14	I	James NASH	GBR	Chevrolet Cruze 1.6T	1:44.406	5	0.048	156.71
3	12		Yvan MULLER	FRA	Chevrolet Cruze 1.6T	1:44.504	6	0.146	156.56
4	17	I	Michel NYKJAER	DNK	Chevrolet Cruze 1.6T	1:44.745	6	0.387	156.20
5	23		Tom CHILTON	GBR	Chevrolet Cruze 1.6T	1:44.863	6	0.505	156.03
6	9	I	Alex MACDOWALL	GBR	Chevrolet Cruze 1.6T	1:45.060	7	0.702	155.74
7	1		Rob HUFF	GBR	SEAT Leon WTCC	1:45.228	5	0.870	155.49
8	38		Marc BASSENG	DEU	SEAT Leon WTCC	1:45.552	3	1.194	155.01
9	74		Pepe ORIOLA	ESP	SEAT Leon WTCC	1:46.341	2	1.983	153.86
10	19	I	Fernando MONJE	ESP	SEAT Leon WTCC	15:14.469	1	13:30.111	17.89

Subject to technical scrutineering. For Media Information Purposes - No Regulatory Value.

Weather/Track: Sun 20C/Dry 29C Cars 10 & 15 did not participate

Marrakech

Circuit Length = 4.5450 km.

Start: 16:17 End: 16:32

Race Director:	Steward:	Timekeeper:	Issued at:
----------------	----------	-------------	------------

2013 FIA World Touring Car Championship

Qualifying 2 - Sector Analysis Report

Lap	S1 Time	S1 Spd	S2 Time	S2 Spd	S3 Time	S3 Spd	Lap Time	Pit	Lap	S1 Time	S1 Spd	S2 Time	S2 Spd	S3 Time	S3 Spd	Lap Time	Pit
1 HUFF GBR SEAT Leon WTCC																	
1	10:58.640	161.9	39.375	164.8	44.330	177.5	12:22.345		4	1:06.888	108.4	45.706	147.0	41.582	177.2	2:34.176	
2	33.624	238.6	32.558	207.9	39.087	176.5	1:45.269		5	33.685	237.1	32.400	204.9	39.143	176.5	1:45.228	
3	33.832	235.6	32.581	209.7	5:42.778		6:49.191	Pit									
3 TARQUINI ITA Honda Civic																	
1	10:58.102	169.1	37.552	194.5	44.012	176.5	12:19.666		4	1:11.932	103.6	45.729	163.3	41.610	175.8	2:39.271	
2	33.469	237.1	32.171	222.6	38.718	176.8	1:44.358										
3	33.612	233.6	34.028	189.4	5:37.294		6:44.934	Pit									
9 MACDOWALL GBR Chevrolet Cruze 1.6T																	
1	10:57.083	178.8	36.787	193.9	43.765	178.2	12:17.635		5	33.967	236.1	32.224	214.0	39.354	176.8	1:45.545	
2	33.565	240.7	32.221	221.2	39.485	178.5	1:45.271		6	33.684	240.2	44.490	134.0	41.365	178.9	1:59.539	
3	35.105	209.9	34.125	189.4	2:30.291		3:39.521	Pit	7	33.619	241.8	32.127	210.3	39.314	178.9	1:45.060	
4	46.459	214.8	35.437	171.4	43.349	176.5	2:05.245										
12 MULLER FRA Chevrolet Cruze 1.6T																	
1	10:56.082	179.7	36.029	192.9	43.192	176.8	12:15.303		5	1:15.521	109.2	45.225	171.0	41.295	176.5	2:42.041	
2	33.431	239.2	32.101	220.6	39.134	177.5	1:44.666		6	33.373	241.3	32.329	218.6	38.802	177.5	1:44.504	
3	33.562	239.7	31.948	224.0	39.177	177.8	1:44.687										
4	34.720	226.8	35.223	203.2	3:49.633		4:59.576	Pit									
14 NASH GBR Chevrolet Cruze 1.6T																	
1	10:57.491	168.1	37.177	192.9	43.794	178.2	12:18.462		4	33.483	241.3	32.401	216.6	3:53.959		4:59.843	Pit
2	33.402	242.9	32.306	213.4	39.328	177.5	1:45.036		5	1:14.946	106.6	45.973	158.3	41.039	178.5	2:41.958	
3	33.351	241.8	32.222	221.9	38.833	177.8	1:44.406										
17 NYKJAER DNK Chevrolet Cruze 1.6T																	
1	10:56.662	185.7	36.810	195.5	43.139	177.2	12:16.611		5	1:15.428	104.6	45.935	157.9	40.945	178.5	2:42.308	
2	33.778	237.6	32.702	216.6	39.126	177.8	1:45.606		6	33.367	239.2	32.231	202.1	40.270	177.5	1:45.868	
3	33.562	238.6	32.298	217.2	38.885	178.2	1:44.745										
4	33.364	240.7	32.763	216.0	3:53.559		4:59.686	Pit									
19 MONJE ESP SEAT Leon WTCC																	
1	40.063	229.7	34.505	185.0	40.837	173.5	15:14.469										
23 CHILTON GBR Chevrolet Cruze 1.6T																	
1	10:54.925	190.2	35.397	187.4	42.839	175.8	12:13.161		5	1:15.182	95.9	45.516	167.5	40.973	178.2	2:41.671	
2	33.849	238.1	32.169	214.0	39.163	176.8	1:45.181		6	33.216	243.4	31.882	212.1	39.765	177.2	1:44.863	
3	33.843	237.6	32.210	221.9	39.362	177.5	1:45.415										
4	33.665	239.7	33.438	187.9	3:54.527		5:01.630	Pit									
38 BASSENG DEU SEAT Leon WTCC																	
1	11:02.253	140.7	41.161	177.7	44.327	176.5	12:27.741		3	33.641	236.6	32.390	222.6	40.129	176.1	1:46.160	
2	33.641	235.1	32.495	222.6	39.416	177.5	1:45.552										



Weather/Track: Sun 20C/Dry 29C

Circuit Length - 4.545 kilometres
Marrakech
Morocco

2013 FIA World Touring Car Championship Qualifying 2 - Sector Analysis Report

Lap S1 Time S1 Spd S2 Time S2 Spd S3 Time S3 Spd Lap Time Pit Lap S1 Time S1 Spd S2 Time S2 Spd S3 Time S3 Spd Lap Time Pit

74 ORIOLA ESP SEAT Leon WTCC

1	10:58.445	160.5	39.202	172.6	43.994	175.8	12:21.641				
2	33.933	237.1	32.413	210.3	39.995	173.5	1:46.341				



Weather/Track: Sun 20C/Dry 29C

Circuit Length - 4.545 kilometres
Marrakech
Morocco

Printed at 16:45, Saturday, 06 April, 2013
© MST Systems Ltd, 2005 (www.mstworld.com)

Page 2

2013 FIA World Touring Car Championship Qualifying 2 - Best Sector Speeds Report

SECTOR 1				SECTOR 2				SECTOR 3				
POS	NO	NAME	SPEED	LAP	NO	NAME	SPEED	LAP	NO	NAME	SPEED	LAP
1	23	CHILTON	243.4	6	12	MULLER	224.0	3	9	MACDOWALL	178.9	6
2	14	NASH	242.9	2	3	TARQUINI	222.6	2	14	NASH	178.5	5
3	9	MACDOWALL	241.8	7	38	BASSENG	222.6	2	17	NYKJAER	178.5	5
4	12	MULLER	241.3	6	14	NASH	221.9	3	23	CHILTON	178.2	5
5	17	NYKJAER	240.7	4	23	CHILTON	221.9	3	12	MULLER	177.8	3
6	1	HUFF	238.6	2	9	MACDOWALL	221.2	2	1	HUFF	177.5	1
7	3	TARQUINI	237.1	2	17	NYKJAER	217.2	3	38	BASSENG	177.5	2
8	74	ORIOLA	237.1	2	74	ORIOLA	210.3	2	3	TARQUINI	176.8	2
9	38	BASSENG	236.6	3	1	HUFF	209.7	3	74	ORIOLA	175.8	1
10	19	MONJE	229.7	1	19	MONJE	185.0	1	19	MONJE	173.5	1



Circuit Length - 4.545 kilometres
Marrakech
Morocco

Weather/Track: Sun 20C/Dry 29C

2013 FIA World Touring Car Championship Qualifying 2 - Best Sector Times Report

POS	SECTOR 1			SECTOR 2			SECTOR 3			NO	NAME	IDEAL/BEST LAP COMPARISON			DIFF
	NO	TIME	LAP	NO	TIME	LAP	NO	TIME	LAP			IDEAL	BEST	LAP	
1	23	33.216	6	23	31.882	6	3	38.718	2	12	MULLER	1:44.123	1:44.504	6	+ 0.381
2	14	33.351	3	12	31.948	3	12	38.802	6	23	CHILTON	1:44.261	1:44.863	6	+ 0.602
3	17	33.364	4	9	32.127	7	14	38.833	3	3	TARQUINI	1:44.358	1:44.358	2	+ 0.000
4	12	33.373	6	3	32.171	2	17	38.885	3	14	NASH	1:44.406	1:44.406	3	+ 0.000
5	3	33.469	2	14	32.222	3	1	39.087	2	17	NYKJAER	1:44.480	1:44.745	3	+ 0.265
6	9	33.565	2	17	32.231	6	23	39.163	2	9	MACDOWAL	1:45.006	1:45.060	7	+ 0.054
7	1	33.624	2	38	32.390	3	9	39.314	7	1	HUFF	1:45.111	1:45.228	5	+ 0.117
8	38	33.641	2	1	32.400	5	38	39.416	2	38	BASSENG	1:45.447	1:45.552	2	+ 0.105
9	74	33.933	2	74	32.413	2	74	39.995	2	74	ORIOLA	1:46.341	1:46.341	2	+ 0.000
10	19	40.063	1	19	34.505	1	19	40.837	1	19	MONJE	1:55.405	15:14.469	1	+ 799.0

'Perfect Lap' - 1:43.816



Circuit Length - 4.545 kilometres
Marrakech
Morocco

Weather/Track: Sun 20C/Dry 29C

**2013 FIA World Touring Car Championship
COMBINED QUALIFYING RESULT**

POS	NO	CLS	DRIVER	NAT	CAR	Q1	Q2
1	3		Gabriele TARQUINI	ITA	Honda Civic	1:44.910	1:44.358
2	14	I	James NASH	GBR	Chevrolet Cruze 1.6T	1:45.677	1:44.406
3	12		Yvan MULLER	FRA	Chevrolet Cruze 1.6T	1:45.185	1:44.504
4	17	I	Michel NYKJAER	DNK	Chevrolet Cruze 1.6T	1:45.656	1:44.745
5	23		Tom CHILTON	GBR	Chevrolet Cruze 1.6T	1:45.471	1:44.863
6	9	I	Alex MACDOWALL	GBR	Chevrolet Cruze 1.6T	1:45.446	1:45.060
7	1		Rob HUFF	GBR	SEAT Leon WTCC	1:46.125	1:45.228
8	38		Marc BASSENG	DEU	SEAT Leon WTCC	1:45.794	1:45.552
9	74		Pepe ORIOLA	ESP	SEAT Leon WTCC	1:45.617	1:46.341
10	19	I	Fernando MONJE	ESP	SEAT Leon WTCC	1:46.194	15:14.469
11	10		James THOMPSON	GBR	Lada Granta	1:45.992	
12	15		Tom CORONEL	NLD	BMW 320 TC	1:46.091	
13	55	I	Darryl O'YOUNG	HKG	BMW 320 TC	1:46.327	
14	18		Tiago MONTEIRO	PRT	Honda Civic	1:46.396	
15	73	I	Fredy BARTH	CHE	BMW 320 TC	1:46.412	
16	6	I	Franz ENGSTLER	DEU	BMW 320 TC	1:46.494	
17	5		Norbert MICHELISZ	HUN	Honda Civic	1:46.629	
18	25	I	Mehdi BENNANI	MAR	BMW 320 TC	1:46.660	
19	22	I	Tom BOARDMAN	GBR	SEAT Leon WTCC	1:46.713	
20	7	I	Charles NG	HKG	BMW 320 TC	1:47.140	
21	26	I	Stefano D'ASTE	ITA	BMW 320 TC	1:47.390	
22	8		Mikhail KOZLOVSKIY	RUS	Lada Granta	1:47.598	
23	37	I	Rene MUNNICH	DEU	SEAT Leon WTCC	1:49.754	

QUALIFICATION MAXIMA 1:52.253

Marrakech

Circuit Length = 4.5450 km.

Start: 15:30 End: 16:32

Weather/Track: Sun 20C/Dry 29C.

Steward:	Steward:	Steward:	Issued at:
----------	----------	----------	------------

**2013 FIA World Touring Car Championship
WARM UP**

POS	NO	CLS	DRIVER	NAT	CAR	TIME	LAPS	GAP	KPH
1	23		Tom CHILTON	GBR	Chevrolet Cruze 1.6T	1:44.951	6		155.90
2	12		Yvan MULLER	FRA	Chevrolet Cruze 1.6T	1:45.190	5	0.239	155.54
3	14	I	James NASH	GBR	Chevrolet Cruze 1.6T	1:46.070	5	1.119	154.25
4	22	I	Tom BOARDMAN	GBR	SEAT Leon WTCC	1:46.148	4	1.197	154.14
5	1		Rob HUFF	GBR	SEAT Leon WTCC	1:46.468	5	1.517	153.68
6	38		Marc BASSENG	DEU	SEAT Leon WTCC	1:46.547	5	1.596	153.56
7	18		Tiago MONTEIRO	PRT	Honda Civic	1:46.587	5	1.636	153.50
8	6	I	Franz ENGSTLER	DEU	BMW 320 TC	1:46.885	5	1.934	153.08
9	25	I	Mehdi BENNANI	MAR	BMW 320 TC	1:47.203	5	2.252	152.62
10	55	I	Darryl O'YOUNG	HKG	BMW 320 TC	1:47.257	4	2.306	152.54
11	26	I	Stefano D'ASTE	ITA	BMW 320 TC	1:47.390	5	2.439	152.36
12	73	I	Fredy BARTH	CHE	BMW 320 TC	1:47.963	5	3.012	151.55
13	15		Tom CORONEL	NLD	BMW 320 TC	1:48.187	4	3.236	151.23
14	7	I	Charles NG	HKG	BMW 320 TC	1:48.803	5	3.852	150.38
15	37	I	Rene MUNNICH	DEU	SEAT Leon WTCC	1:48.840	5	3.889	150.33
16	8		Mikhail KOZLOVSKIY	RUS	Lada Granta	1:50.330	5	5.379	148.30
17	3		Gabriele TARQUINI	ITA	Honda Civic	1:54.938	5	9.987	142.35
18	5		Norbert MICHELISZ	HUN	Honda Civic	1:57.035	5	12.084	139.80
19	19	I	Fernando MONJE	ESP	SEAT Leon WTCC	2:13.794	4	28.843	122.29
20	17	I	Michel NYKJAER	DNK	Chevrolet Cruze 1.6T	12:18.318	1	10:33.367	22.16
21	10		James THOMPSON	GBR	Lada Granta	13:01.892	2	11:16.941	20.92
22	9	I	Alex MACDOWALL	GBR	Chevrolet Cruze 1.6T				N/A
23	74		Pepe ORIOLA	ESP	SEAT Leon WTCC				N/A

Marrakech

For Media Information Purposes - No Regulatory Value.

Circuit Length = 4.5450 km.

Weather/Track: Bright 12C/Dry 31C Cars 9, 74 completed pit laps only.

Start: 09:45 End: 10:01

Race Director:	Steward:	Timekeeper:	Issued at:
----------------	----------	-------------	------------

2013 FIA World Touring Car Championship

Warm-Up - Sector Analysis Report

Lap	S1 Time	S1 Spd	S2 Time	S2 Spd	Lap Time	Pit	Lap	S1 Time	S1 Spd	S2 Time	S2 Spd	Lap Time	Pit
1 HUFF GBR SEAT Leon WTCC													
1	11:13.803	184.5	1:22.157	175.1	12:35.960		4	34.299	233.6	1:12.169	175.8	1:46.468	
2	34.300	239.7	6:22.384		6:56.684	Pit	5	34.030	235.6	1:15.637	175.8	1:49.667	
3	1:06.856	230.1	1:17.285	175.1	2:24.141								
3 TARQUINI ITA Honda Civic													
1	10:59.699	177.3	1:28.034	75.1	12:27.733		4	34.000	233.6	1:21.980	177.5	1:55.980	
2	2:51.276	176.5	3:56.647		6:47.923	Pit	5	33.926	236.1	1:21.012	176.5	1:54.938	
3	41.899	230.6	1:15.256	176.5	1:57.155								
5 MICHELISZ HUN Honda Civic													
1	11:07.589	161.2	1:36.216	147.4	12:43.805		4	40.033	163.6	1:25.849	176.1	2:05.882	
2	41.796	160.9	5:51.904		6:33.700	Pit	5	36.802	165.6	1:20.233	177.2	1:57.035	
3	46.205	161.2	1:29.907	157.1	2:16.112								
6 ENGSTLER DEU BMW 320 TC													
1	11:10.324	168.9	1:22.769	173.5	12:33.093		4	34.319	233.1	1:12.787	175.5	1:47.106	
2	34.936	227.3	6:17.451		6:52.387	Pit	5	34.203	234.6	1:12.682	176.1	1:46.885	
3	43.151	221.8	1:14.964	175.1	1:58.115								
7 NG HKG BMW 320 TC													
1	11:08.607	182.3	1:21.890	172.8	12:30.497		4	34.429	233.6	1:14.374	172.1	1:48.803	
2	35.042	233.1	6:21.179		6:56.221	Pit	5	36.120	201.0	2:06.403		2:42.523	Pit
3	42.429	227.8	1:15.511	173.1	1:57.940								
8 KOZLOVSKIY RUS Lada Granta													
1	11:36.841	154.4	1:29.449	175.1	13:06.290		4	34.784	229.7	1:15.642	175.8	1:50.426	
2	35.675	206.7	6:11.109		6:46.784	Pit	5	34.393	234.6	1:15.937	176.5	1:50.330	
3	1:05.362	211.5	1:19.537	175.8	2:24.899								
9 MACDOWALL GBR Chevrolet Cruze 1.6T													
1	14:06.390	191.6	5:08.300		19:14.690	Pit							
2	1:08.033	187.6	3:46.437		4:54.470	Pit							
10 THOMPSON GBR Lada Granta													
1	11:34.733	153.1	1:27.159	177.8	13:01.892								
2	36.046	177.9	6:44.808		7:20.854	Pit							
12 MULLER FRA Chevrolet Cruze 1.6T													
1	11:00.699	143.1	1:32.032	129.3	12:32.731		4	38.713	226.8	1:16.837	177.5	1:55.550	
2	37.884	183.3	6:00.665		6:38.549	Pit	5	33.681	240.2	1:11.509	177.5	1:45.190	
3	1:00.482	236.6	1:30.129	177.5	2:30.611								
14 NASH GBR Chevrolet Cruze 1.6T													
1	11:00.248	175.3	1:22.912	174.8	12:23.160		4	1:00.547	238.1	1:13.027	176.1	2:13.574	
2	2:48.715	119.2	4:12.300		7:01.015	Pit	5	33.760	239.7	1:12.310	176.1	1:46.070	
3	42.618	210.7	1:32.244		2:14.862	Pit							




Circuit Length - 4.545 kilometres
Marrakech
Morocco

Weather/Track: Bright 12C/Dry 31C

2013 FIA World Touring Car Championship

Warm-Up - Sector Analysis Report

Lap	S1 Time	S1 Spd	S2 Time	S2 Spd	Lap Time	Pit	Lap	S1 Time	S1 Spd	S2 Time	S2 Spd	Lap Time	Pit
15 CORONEL NLD BMW 320 TC													
1	14:59.547	146.7	4:19.485		19:19.032	Pit	4	34.290	232.6	1:15.853	174.1	1:50.143	
2	42.076	222.7	1:15.789	174.1	1:57.865								
3	34.363	232.1	1:13.824	174.1	1:48.187								
17 NYKJAER DNK Chevrolet Cruze 1.6T													
1	10:58.755	178.5	1:19.563	175.8	12:18.318								
18 MONTEIRO PRT Honda Civic													
1	11:03.006	169.7	1:27.875	102.7	12:30.881		4	34.365	234.1	1:14.405	176.5	1:48.770	
2	2:48.878	179.7	4:01.983		6:50.861	Pit	5	33.967	234.6	1:12.620	177.5	1:46.587	
3	1:04.238	189.3	1:19.726	176.1	2:23.964								
19 MONJE ESP SEAT Leon WTCC													
1	11:26.749	134.2	1:42.211	173.1	13:08.960		4	53.979	230.6	1:19.815	175.8	2:13.794	
2	37.412	198.5	6:17.626		6:55.038	Pit							
3	1:14.874	182.3	1:44.998		2:59.872	Pit							
22 BOARDMAN GBR SEAT Leon WTCC													
1	11:32.712	230.1	1:21.857	176.8	12:54.569		4	34.048	235.6	1:12.100	176.1	1:46.148	
2	34.616	225.0	6:38.006		7:12.622	Pit							
3	1:12.303	176.8	1:33.528	176.1	2:45.831								
23 CHILTON GBR Chevrolet Cruze 1.6T													
1	10:58.365	176.2	1:18.734	175.8	12:17.099		5	33.817	238.1	1:11.134	177.5	1:44.951	
2	34.280	237.6	1:11.645	176.5	1:45.925		6	33.732	238.6	1:37.532		2:11.264	Pit
3	40.422	151.6	4:29.078		5:09.500	Pit							
4	40.965	234.6	1:12.996	177.8	1:53.961								
25 BENNANI MAR BMW 320 TC													
1	10:57.622	168.4	1:21.784	173.5	12:19.406		4	34.546	234.1	1:14.223	174.4	1:48.769	
2	2:30.962		4:19.851		6:50.813	Pit	5	34.266	234.1	1:12.937	173.5	1:47.203	
3	51.033	208.3	1:16.287	174.1	2:07.320								
26 D'ASTE ITA BMW 320 TC													
1	11:19.993	133.7	1:31.447	169.3	12:51.440		4	34.796		1:13.406	173.1	1:48.202	
2	37.299	164.6	6:01.133		6:38.432	Pit	5	34.538		1:12.852	174.4	1:47.390	
3	44.639	205.6	1:28.443	173.8	2:13.082								
37 MUNNICH DEU SEAT Leon WTCC													
1	11:33.869	182.3	1:26.515	176.5	13:00.384		4	34.291	237.1	1:14.549	176.8	1:48.840	
2	36.202	201.8	6:00.184		6:36.386	Pit	5	34.477	232.1	1:18.278	177.2	1:52.755	
3	1:06.501	228.7	1:15.462	176.1	2:21.963								



Circuit Length - 4.545 kilometres
Marrakech
Morocco

Weather/Track: Bright 12C/Dry 31C

2013 FIA World Touring Car Championship

Warm-Up - Sector Analysis Report

Lap	S1 Time	S1 Spd	S2 Time	S2 Spd	Lap Time	Pit	Lap	S1 Time	S1 Spd	S2 Time	S2 Spd	Lap Time	Pit
38 BASSENG DEU SEAT Leon WTCC													
1	11:32.794	189.6	1:26.787	174.4	12:59.581		4	33.893	237.6	1:12.654	177.5	1:46.547	
2	36.111	199.2	5:58.223		6:34.334	Pit	5	33.593	239.7	1:13.344	176.5	1:46.937	
3	1:08.323	232.6	1:15.493	177.2	2:23.816								
55 O'YOUNG HKG BMW 320 TC I													
1	13:49.112	225.4	5:31.275		19:20.387	Pit	4	34.105	236.1	1:13.152	176.1	1:47.257	
2	43.488	197.1	1:17.569	174.8	2:01.057								
3	34.760	233.1	1:13.365	175.8	1:48.125								
73 BARTH CHE BMW 320 TC I													
1	11:09.166	191.2	1:20.670	172.1	12:29.836		4	34.304	234.6	1:13.659	175.1	1:47.963	
2	35.086	229.7	6:23.529		6:58.615	Pit	5	38.604	157.9	1:23.272	173.8	2:01.876	
3	42.399	230.1	1:14.945	174.4	1:57.344								
74 ORIOLA ESP SEAT Leon WTCC													
1	14:19.160	142.7	5:19.931		19:39.091	Pit	3	55.136	208.3	1:41.052		2:36.188	Pit
2	1:11.732	169.4	1:44.386		2:56.118	Pit							



Weather/Track: Bright 12C/Dry 31C

Circuit Length - 4.545 kilometres
Marrakech
Morocco

2013 FIA World Touring Car Championship Warm-Up - Best Sector Speeds Report

SECTOR 1					SECTOR 2			
POS	NO	NAME	SPEED	LAP	NO	NAME	SPEED	LAP
1	12	MULLER	240.2	5	10	THOMPSON	177.8	1
2	1	HUFF	239.7	2	23	CHILTON	177.8	4
3	14	NASH	239.7	5	3	TARQUINI	177.5	4
4	38	BASSENG	239.7	5	12	MULLER	177.5	3
5	23	CHILTON	238.6	6	18	MONTEIRO	177.5	5
6	37	MUNNICH	237.1	4	38	BASSENG	177.5	4
7	3	TARQUINI	236.1	5	5	MICHELISZ	177.2	5
8	55	O'YOUNG	236.1	4	37	MUNNICH	177.2	5
9	22	BOARDMAN	235.6	4	22	BOARDMAN	176.8	1
10	6	ENGSTLER	234.6	5	8	KOZLOVSKIY	176.5	5
11	8	KOZLOVSKIY	234.6	5	6	ENGSTLER	176.1	5
12	18	MONTEIRO	234.6	5	14	NASH	176.1	4
13	73	BARTH	234.6	4	55	O'YOUNG	176.1	4
14	25	BENNANI	234.1	4	1	HUFF	175.8	4
15	7	NG	233.6	4	17	NYKJAER	175.8	1
16	15	CORONEL	232.6	4	19	MONJE	175.8	4
17	19	MONJE	230.6	4	73	BARTH	175.1	4
18	74	ORIOLA	208.3	3	25	BENNANI	174.4	4
19	26	D'ASTE	205.6	3	26	D'ASTE	174.4	5
20	9	MACDOWALL	191.6	1	15	CORONEL	174.1	2
21	17	NYKJAER	178.5	1	7	NG	173.1	3
22	10	THOMPSON	177.9	2				
23	5	MICHELISZ	165.6	5				



Weather/Track: Bright 12C/Dry 31C

Circuit Length - 4.545 kilometres
Marrakech
Morocco

2013 FIA World Touring Car Championship Warm-Up - Best Sector Times Report

SECTOR 1				SECTOR 2			IDEAL/BEST LAP COMPARISON					
POS	NO	TIME	LAP	NO	TIME	LAP	NO	NAME	IDEAL	BEST	LAP	DIFF
1	38	33.593	5	23	1:11.134	5	23	CHILTON	1:44.866	1:44.951	5	+ 0.085
2	12	33.681	5	12	1:11.509	5	12	MULLER	1:45.190	1:45.190	5	+ 0.000
3	23	33.732	6	22	1:12.100	4	14	NASH	1:46.070	1:46.070	5	+ 0.000
4	14	33.760	5	1	1:12.169	4	22	BOARDMAN	1:46.148	1:46.148	4	+ 0.000
5	3	33.926	5	14	1:12.310	5	1	HUFF	1:46.199	1:46.468	4	+ 0.269
6	18	33.967	5	18	1:12.620	5	38	BASSENG	1:46.247	1:46.547	4	+ 0.300
7	1	34.030	5	38	1:12.654	4	18	MONTEIRO	1:46.587	1:46.587	5	+ 0.000
8	22	34.048	4	6	1:12.682	5	6	ENGSTLER	1:46.885	1:46.885	5	+ 0.000
9	55	34.105	4	26	1:12.852	5	25	BENNANI	1:47.203	1:47.203	5	+ 0.000
10	6	34.203	5	25	1:12.937	5	55	O'YOUNG	1:47.257	1:47.257	4	+ 0.000
11	25	34.266	5	55	1:13.152	4	26	D'ASTE	1:47.390	1:47.390	5	+ 0.000
12	15	34.290	4	73	1:13.659	4	73	BARTH	1:47.963	1:47.963	4	+ 0.000
13	37	34.291	4	15	1:13.824	3	15	CORONEL	1:48.114	1:48.187	3	+ 0.073
14	73	34.304	4	7	1:14.374	4	7	NG	1:48.803	1:48.803	4	+ 0.000
15	8	34.393	5	37	1:14.549	4	37	MUNNICH	1:48.840	1:48.840	4	+ 0.000
16	7	34.429	4	3	1:15.256	3	3	TARQUINI	1:49.182	1:54.938	5	+ 5.756
17	26	34.538	5	8	1:15.642	4	8	KOZLOVSKI	1:50.035	1:50.330	5	+ 0.295
18	10	36.046	2	17	1:19.563	1	5	MICHELISZ	1:57.035	1:57.035	5	+ 0.000
19	5	36.802	5	19	1:19.815	4	19	MONJE	1:57.227	2:13.794	4	+ 16.56
20	19	37.412	2	5	1:20.233	5	10	THOMPSON	2:03.205	7:20.854	2	+ 317.6
21	74	55.136	3	10	1:27.159	1	74	ORIOLO	2:36.188	2:36.188	3	+ 0.000
22	9	1:08.033	2	74	1:41.052	3	9	MACDOWAL	4:54.470	4:54.470	2	+ 0.000
23	17	10:58.75	1	9	3:46.437	2	17	NYKJAER	12:18.318	12:18.318	1	+ 0.000

'Perfect Lap' - 1:44.727



Circuit Length - 4.545 kilometres
Marrakech
Morocco


Weather/Track: Bright 12C/Dry 31C

2013 FIA World Touring Car Championship

GRID FOR RACE 1

ROW 12		22	BOARDMAN	
ROW 11	37	MUNNICH	8	KOZLOVSKIY
ROW 10	26	D'ASTE	7	NG
ROW 9	25	BENNANI	5	MICHELISZ
ROW 8	6	ENGSTLER	73	BARTH
ROW 7	18	MONTEIRO	55	O'YOUNG
ROW 6	15	CORONEL	10	THOMPSON
ROW 5	19	MONJE	74	ORIOLA
ROW 4	38	BASSENG	1	HUFF
ROW 3	9	MACDOWALL	23	CHILTON
ROW 2	17	NYKJAER	12	MULLER
ROW 1	14	NASH	3	TARQUINI

POLE



Car 22 to back of grid, Stewards decision 6 refers.

Marrakech
Circuit Length = 4.5450 km.

Race Director:	Steward:	Timekeeper:
----------------	----------	-------------

2013 FIA World Touring Car Championship
RACE 1 - PROVISIONAL CLASSIFICATION

POS	NO	CLS	DRIVER / TEAM	NAT	CAR	TIME	LAPS	GAP	KPH	BEST
1	17	I	Michel NYKJAER	DNK	Chevrolet Cruze 1.6T	28:51.561	13		122.84	1:46.290
2	3		Gabriele TARQUINI	ITA	Honda Civic	28:52.127	13	0.566	122.80	1:46.421
3	14	I	James NASH	GBR	Chevrolet Cruze 1.6T	28:53.173	13	1.612	122.72	1:46.519
4	12		Yvan MULLER	FRA	Chevrolet Cruze 1.6T	28:53.785	13	2.224	122.68	1:46.257
5	1		Rob HUFF	GBR	SEAT Leon WTCC	28:53.809	13	2.248	122.68	1:46.302
6	9	I	Alex MACDOWALL	GBR	Chevrolet Cruze 1.6T	28:54.037	13	2.476	122.66	1:46.237
7	38		Marc BASSENG	DEU	SEAT Leon WTCC	28:54.762	13	3.201	122.61	1:46.556
8	74		Pepe ORIOLA	ESP	SEAT Leon WTCC	28:55.126	13	3.565	122.58	1:46.606
9	15		Tom CORONEL	NLD	BMW 320 TC	28:56.831	13	5.270	122.46	1:46.725
10	10		James THOMPSON	GBR	Lada Granta	28:57.442	13	5.881	122.42	1:46.805
11	19	I	Fernando MONJE	ESP	SEAT Leon WTCC	28:58.639	13	7.078	122.34	1:47.021
12	55	I	Darryl O'YOUNG	HKG	BMW 320 TC	28:59.440	13	7.879	122.28	1:47.246
13	73	I	Fredy BARTH	CHE	BMW 320 TC	29:00.046	13	8.485	122.24	1:47.349
14	7	I	Charles NG	HKG	BMW 320 TC	29:00.859	13	9.298	122.18	1:47.586
15	37	I	Rene MUNNICH	DEU	SEAT Leon WTCC	29:05.753	13	14.192	121.84	1:49.757
16	8		Mikhail KOZLOVSKIY	RUS	Lada Granta	29:06.894	13	15.333	121.76	1:48.994
17	6	I	Franz ENGSTLER	DEU	BMW 320 TC	29:24.807	13	33.246	120.52	1:47.522
18	25	I	Mehdi BENNANI	MAR	BMW 320 TC	28:55.933	12	1 LAP	113.10	1:46.419

NOT CLASSIFIED

18			Tiago MONTEIRO	PRT	Honda Civic	9:10.230	5	D.N.F.	148.68	1:48.042
5			Norbert MICHELISZ	HUN	Honda Civic	9:12.911	5	D.N.F.	147.96	1:47.273
23			Tom CHILTON	GBR	Chevrolet Cruze 1.6T	18:56.137	5	D.N.F.	72.00	1:47.302
26	I		Stefano D'ASTE	ITA	BMW 320 TC	2:07.717	1	D.N.F.	128.11	2:07.717

FASTEST LAP

9	I		Alex MACDOWALL		Chevrolet Cruze 1.6T	1:46.237	12	95.70mph	154.01kph	
12			Yvan MULLER		Chevrolet Cruze 1.6T	1:46.257	12	95.68mph	153.98kph	

Marrakech

Subject to Technical Scrutineering. For Media Information Purposes - No Regulatory Value.

Circuit Length = 4.5450 km.

Weather/Track: Sun 24C/Dry 47C Car 22 did not start.

Start: 15:18 End: 15:47

Race Director:	Steward:	Timekeeper:	Issued at:
----------------	----------	-------------	------------

2013 FIA World Touring Car Championship
RACE 1 RESULT

POS	NO	CLS	DRIVER / TEAM	NAT	CAR	TIME	LAPS	GAP	KPH	BEST
1	17	I	Michel NYKJAER	DNK	Chevrolet Cruze 1.6T	28:51.561	13		122.84	1:46.290
2	3		Gabriele TARQUINI	ITA	Honda Civic	28:52.127	13	0.566	122.80	1:46.421
3	14	I	James NASH	GBR	Chevrolet Cruze 1.6T	28:53.173	13	1.612	122.72	1:46.519
4	12		Yvan MULLER	FRA	Chevrolet Cruze 1.6T	28:53.785	13	2.224	122.68	1:46.257
5	1		Rob HUFF	GBR	SEAT Leon WTCC	28:53.809	13	2.248	122.68	1:46.302
6	9	I	Alex MACDOWALL	GBR	Chevrolet Cruze 1.6T	28:54.037	13	2.476	122.66	1:46.237
7	38		Marc BASSENG	DEU	SEAT Leon WTCC	28:54.762	13	3.201	122.61	1:46.556
8	74		Pepe ORIOLA	ESP	SEAT Leon WTCC	28:55.126	13	3.565	122.58	1:46.606
9	15		Tom CORONEL	NLD	BMW 320 TC	28:56.831	13	5.270	122.46	1:46.725
10	10		James THOMPSON	GBR	Lada Granta	28:57.442	13	5.881	122.42	1:46.805
11	19	I	Fernando MONJE	ESP	SEAT Leon WTCC	28:58.639	13	7.078	122.34	1:47.021
12	55	I	Darryl O'YOUNG	HKG	BMW 320 TC	28:59.440	13	7.879	122.28	1:47.246
13	73	I	Fredy BARTH	CHE	BMW 320 TC	29:00.046	13	8.485	122.24	1:47.349
14	7	I	Charles NG	HKG	BMW 320 TC	29:00.859	13	9.298	122.18	1:47.586
15	37	I	Rene MUNNICH	DEU	SEAT Leon WTCC	29:05.753	13	14.192	121.84	1:49.757
16	8		Mikhail KOZLOVSKIY	RUS	Lada Granta	29:06.894	13	15.333	121.76	1:48.994
17	6	I	Franz ENGSTLER	DEU	BMW 320 TC	29:54.807	13	1:03.246	118.51	1:47.522
18	25	I	Mehdi BENNANI	MAR	BMW 320 TC	28:55.933	12	1 LAP	113.10	1:46.419

NOT CLASSIFIED

18			Tiago MONTEIRO	PRT	Honda Civic	9:10.230	5	D.N.F.	148.68	1:48.042
5			Norbert MICHELISZ	HUN	Honda Civic	9:12.911	5	D.N.F.	147.96	1:47.273
23			Tom CHILTON	GBR	Chevrolet Cruze 1.6T	18:56.137	5	D.N.F.	72.00	1:47.302
26	I		Stefano D'ASTE	ITA	BMW 320 TC	2:07.717	1	D.N.F.	128.11	2:07.717

FASTEST LAP

9	I		Alex MACDOWALL		Chevrolet Cruze 1.6T	1:46.237	12	95.70mph	154.01kph
12			Yvan MULLER		Chevrolet Cruze 1.6T	1:46.257	12	95.68mph	153.98kph

Marrakech

Car 6, 30 second penalty applied, Stewards decision 9 refers.

Circuit Length = 4.5450 km.

Weather/Track: Sun 24C/Dry 47C Car 22 did not start.

Start: 15:18 End: 15:47

Steward:	Steward:	Steward:	Issued at:
----------	----------	----------	------------

2013 FIA World Touring Car Championship

Race 1 - Sector Analysis Report

Lap	S1 Time	S1 Spd	S2 Time	S2 Spd	S3 Time	S3 Spd	Lap Time	Pit	Lap	S1 Time	S1 Spd	S2 Time	S2 Spd	S3 Time	S3 Spd	Lap Time	Pit
1 HUFF GBR SEAT Leon WTCC																	
1	38.877	240.7	33.761	197.1	39.892	175.5	1:52.530		8	1:08.197	150.6	47.296	99.6	54.597	109.5	2:50.090	
2	34.052	240.2	33.625	196.0	40.394	175.1	1:48.071		9	1:08.956	112.0	55.545	76.5	1:00.219	89.2	3:04.720	
3	33.960	241.3	33.286	178.2	41.715	175.8	1:48.961		10	1:10.567		58.718	109.3	1:01.363	98.2	3:10.648	
4	34.073	238.1	32.924	196.6	40.188	175.5	1:47.185		11	51.502	156.8	45.501	124.7	50.883	176.1	2:27.886	
5	34.098	237.6	32.723	203.2	39.598	175.8	1:46.419		12	33.975	237.6	32.785	203.2	39.542	176.5	1:46.302	
6	33.956	238.6	32.653	212.1	45.709	101.3	1:52.318		13	33.743	234.1	33.200	203.2	40.182	175.1	1:47.125	
7	1:02.600	95.3	52.726	127.3	56.228	87.0	2:51.554										
3 TARQUINI ITA Honda Civic																	
1	37.539	229.7	32.720	218.6	39.788	174.4	1:50.047		8	1:04.880	131.9	48.603		55.854	101.0	2:49.337	
2	34.233	230.1	32.678	219.2	40.032	173.8	1:46.943		9	1:08.052	102.7	55.897	79.7	1:00.893	78.8	3:04.842	
3	34.360	231.6	33.293	202.1	39.930	173.8	1:47.583		10	1:10.758		58.841	97.5	1:00.579	104.1	3:10.178	
4	34.242	232.1	32.999	224.7	39.640	174.8	1:46.881		11	52.097	136.7	45.371		52.347	176.5	2:29.815	
5	34.246	232.6	32.848	219.9	39.759	174.1	1:46.853		12	33.934	236.6	32.766	209.1	39.721	176.5	1:46.421	
6	34.287	235.1	33.156	216.6	46.392	127.8	1:53.835		13	33.921	235.6	32.908	203.2	39.882	176.8	1:46.711	
7	1:02.795	92.7	51.728	115.7	58.158	85.8	2:52.681										
5 MICHELISZ HUN Honda Civic																	
1	47.454	229.2	34.354	201.0	40.412	175.1	2:02.220		4	34.179	233.1	32.771	213.4	40.323	174.1	1:47.273	
2	34.229	236.6	33.451	202.6	40.252	174.1	1:47.932		5	34.147	235.1	32.937	206.1	40.936	174.4	1:48.020	
3	34.071	233.6	32.928	186.9	40.467	174.4	1:47.466										
6 ENGSTLER DEU BMW 320 TC I																	
1	45.137	227.3	34.106	186.4	40.439	175.1	1:59.682		8	1:11.812	118.9	46.339	133.7	51.209	115.7	2:49.360	
2	34.408	227.3	33.232	190.9	40.548	173.5	1:48.188		9	1:09.990	122.1	53.856	79.0	1:00.187	87.1	3:04.033	
3	34.334	231.1	33.236	174.7	40.599	174.1	1:48.169		10	1:12.009	93.2	58.937	107.5	1:55.320		4:06.266	Pit
4	34.310	234.6	33.295	192.9	40.074	173.1	1:47.679		11	41.583	223.6	33.752	197.1	36.291	173.5	1:51.626	
5	34.232	236.1	33.387	188.9	40.966	173.5	1:48.585		12	34.689	226.3	33.352	191.4	39.947	174.8	1:47.988	
6	34.694	231.1	33.688	157.9	48.263	155.7	1:56.645		13	34.426	229.7	33.179	198.2	39.917	175.1	1:47.522	
7	58.089	109.4	56.428	130.8	54.547	97.1	2:49.064										
7 NG HKG BMW 320 TC I																	
1	47.431	227.8	35.592	202.6	40.617	173.5	2:03.640		8	1:11.948	117.3	46.298	134.0	51.239	124.7	2:49.485	
2	34.476	234.1	34.021	198.7	40.655	173.1	1:49.152		9	1:09.989	125.3	53.988	78.7	59.990	82.7	3:03.967	
3	34.460	233.6	33.549	187.9	41.153	173.1	1:49.162		10	1:12.243	90.6	58.849	107.6	58.996	87.6	3:10.088	
4	34.441	233.6	33.945	198.2	40.862	171.8	1:49.248		11	51.383	163.6	43.833	160.8	48.055	174.8	2:23.271	
5	34.922	230.1	33.773	194.5	40.705	172.8	1:49.400		12	34.273	235.6	33.152	190.4	40.538	173.5	1:47.963	
6	36.668	228.2	34.128	177.3	41.516	173.5	1:52.312		13	34.279	235.1	33.176	198.7	40.131	173.5	1:47.586	
7	54.729	107.7	56.636	130.3	54.220	95.5	2:45.585										
8 KOZLOVSKIY RUS Lada Granta																	
1	48.689	231.6	35.170	194.5	41.058	173.5	2:04.917		8	1:11.829	107.6	46.368	120.8	50.802	108.2	2:48.999	
2	34.581	232.6	33.858	202.6	41.048	173.1	1:49.487		9	1:09.481	118.1	54.655	74.9	58.898	88.2	3:03.034	
3	34.711	232.1	33.847	195.5	41.426	173.1	1:49.984		10	1:12.651	94.1	58.907	109.4	58.956	98.3	3:10.514	
4	34.684	213.2	34.130	188.9	40.927	173.5	1:49.741		11	51.693	173.1	44.351	188.9	46.819	175.1	2:22.863	
5	34.674	227.8	33.747	191.9	40.573	173.8	1:48.994		12	34.541	222.7	34.265	205.5	40.871	174.4	1:49.677	
6	36.906	225.9	39.101	130.6	46.499	169.6	2:02.506		13	36.082	215.7	33.969	190.9	40.619	173.5	1:50.670	
7	45.583	126.4	56.082	138.0	53.843	93.7	2:35.508										



Circuit Length - 4.545 kilometres
Marrakech
Morocco

Weather/Track: Sun 24C/Dry 47C

2013 FIA World Touring Car Championship

Race 1 - Sector Analysis Report

Lap S1 Time S1 Spd S2 Time S2 Spd S3 Time S3 Spd Lap Time Pit Lap S1 Time S1 Spd S2 Time S2 Spd S3 Time S3 Spd Lap Time Pit


9 MACDOWALL GBR						Chevrolet Cruze 1.6T I									
1	39.763	237.1	34.164	211.5	39.954	176.5	1:53.881	8	1:08.240	135.3	47.125	95.4	54.736	110.9	2:50.101
2	33.917	240.7	32.865	192.4	40.530	177.5	1:47.312	9	1:09.111	118.8	55.494	75.6	1:00.131	91.8	3:04.736
3	34.080	241.3	33.185	171.4	41.048	173.8	1:48.313	10	1:10.965	80.4	58.286	107.8	1:01.403	100.0	3:10.654
4	34.601	241.8	32.682	198.2	40.488	177.8	1:47.771	11	51.411	142.7	45.518	129.6	50.875	177.2	2:27.804
5	33.973	236.6	33.232	203.2	39.777	177.2	1:46.982	12	33.809	234.6	32.840	199.3	39.588	177.8	1:46.237
6	33.779	240.7	32.550	211.5	45.501	98.4	1:51.830	13	33.575	241.3	33.302	196.6	40.146	177.8	1:47.023
7	1:02.744	97.6	52.447	127.3	56.202	83.1	2:51.393								

10 THOMPSON GBR						Lada Granta									
1	40.677	232.1	34.874	179.5	41.280	175.5	1:56.831	8	1:11.815	131.8	45.850	155.6	52.555	117.0	2:50.220
2	34.329	240.2	33.305	186.9	40.521	175.5	1:48.155	9	1:09.115	122.9	55.214	68.4	59.846	82.5	3:04.175
3	34.085	237.6	33.241	187.4	40.735	176.1	1:48.061	10	1:11.117	82.8	1:00.131	129.2	59.501	90.5	3:10.749
4	34.011	238.6	32.897	187.4	40.507	175.1	1:47.415	11	51.081	155.3	44.852	146.7	48.992	176.8	2:24.925
5	34.022	233.6	33.931	189.9	40.241	176.5	1:48.194	12	33.958	237.6	32.994	184.5	40.461	176.5	1:47.413
6	33.813	238.6	32.734	197.7	48.270	110.9	1:54.817	13	33.791	240.7	32.828	186.9	40.186	177.2	1:46.805
7	59.325	108.4	56.027	124.7	54.330	113.5	2:49.682								

12 MULLER FRA						Chevrolet Cruze 1.6T									
1	38.564	233.6	34.242	198.7	40.182	177.5	1:52.988	8	1:07.288	153.5	47.213	102.4	55.312	103.6	2:49.813
2	33.676	241.8	33.560	198.7	40.566	177.5	1:47.802	9	1:08.838	101.1	55.166	76.4	1:00.383	84.8	3:04.387
3	33.875	240.2	33.385	183.1	41.164	176.8	1:48.424	10	1:10.857		58.206		1:02.036	100.1	3:11.099
4	33.728	236.6	32.991	212.1	39.807	177.2	1:46.526	11	51.059	154.4	45.716	126.5	51.169	178.2	2:27.944
5	33.765	238.1	32.817	199.3	39.862	176.8	1:46.444	12	33.729	235.1	32.769	202.6	39.759	179.6	1:46.257
6	33.652	234.6	32.673	211.5	46.272	112.3	1:52.597	13	34.129	241.8	32.917	201.0	40.679	174.8	1:47.725
7	1:02.388	92.4	52.659	119.0	56.732	82.6	2:51.779								

14 NASH GBR						Chevrolet Cruze 1.6T I									
1	38.586	237.1	33.053	216.6	39.949	176.5	1:51.588	8	1:05.340	144.8	48.822	92.4	55.170	92.8	2:49.332
2	33.807	240.2	32.921	204.9	39.935	176.8	1:46.663	9	1:08.217	106.2	55.702	77.8	1:00.992	88.1	3:04.911
3	33.694	240.2	33.381	195.0	40.497	177.2	1:47.572	10	1:10.593	82.7	58.625	96.3	1:01.004	106.3	3:10.222
4	33.727	240.7	32.871	207.9	39.921	177.2	1:46.519	11	51.616	141.3	46.183	102.7	51.436	176.8	2:29.235
5	33.878	239.7	33.152	207.9	39.899	176.5	1:46.929	12	33.806	239.7	32.844	207.3	39.975	178.5	1:46.625
6	33.851	237.1	33.130	195.0	45.596	124.9	1:52.577	13	34.145	242.3	32.767	209.7	40.364	177.5	1:47.276
7	1:03.666	93.2	51.800	113.2	58.258	83.4	2:53.724								

15 CORONEL NLD						BMW 320 TC									
1	40.490	227.8	34.916	180.9	40.647	174.4	1:56.053	8	1:09.402	149.3	47.919	127.8	52.923	115.8	2:50.244
2	34.423	237.6	33.507	185.5	40.609	173.1	1:48.539	9	1:09.125	126.0	55.747	67.3	59.917	93.6	3:04.789
3	34.215	237.6	33.222	195.5	39.998	174.4	1:47.435	10	1:11.266		59.632	132.2	59.860	93.0	3:10.758
4	34.323	236.1	33.374	189.4	40.067	174.1	1:47.764	11	51.077	137.4	44.512	138.0	49.898	174.4	2:25.487
5	34.373	238.6	33.600	202.1	39.502	174.8	1:47.475	12	33.879	237.6	33.252	190.4	40.040	175.1	1:47.171
6	33.926	237.1	33.555	200.4	47.986	116.6	1:55.467	13	33.992	235.6	32.967	191.4	39.766	174.4	1:46.725
7	59.237	108.7	55.814	115.9	53.873	109.3	2:48.924								



Circuit Length - 4.545 kilometres
Marrakech
Morocco

Weather/Track: Sun 24C/Dry 47C

Printed at 15:52, Sunday, 07 April, 2013

© MST Systems Ltd, 2005 (www.mstworld.com)

Page 2

2013 FIA World Touring Car Championship

Race 1 - Sector Analysis Report

Lap S1 Time S1 Spd S2 Time S2 Spd S3 Time S3 Spd Lap Time Pit Lap S1 Time S1 Spd S2 Time S2 Spd S3 Time S3 Spd Lap Time Pit

17 NYKJAER					DNK					Chevrolet Cruze 1.6T					I		
1	38.260	236.6	32.991	212.8	39.801	177.2	1:51.052		8	1:04.928	131.9	49.164	102.0	55.303	97.0	2:49.395	
2	33.791	238.1	32.833	203.2	40.166	176.8	1:46.790		9	1:07.735	102.4	56.035	82.8	1:01.366	80.5	3:05.136	
3	33.573	238.1	33.537	190.9	40.222	177.2	1:47.332		10	1:10.315		58.592	98.4	1:01.019	102.9	3:09.926	
4	33.742	230.1	33.244	203.2	39.603	177.8	1:46.589		11	50.929	153.5	46.790	119.0	52.047	176.1	2:29.766	
5	33.951	238.1	33.350	207.3	39.615	177.2	1:46.916		12	34.070	235.1	32.895	207.3	39.325	177.8	1:46.290	
6	34.063	220.0	33.274	196.0	40.673	159.0	1:48.010		13	34.220	235.6	33.149	201.5	39.582	176.8	1:46.951	
7	1:07.039	100.2	49.752	111.4	1:00.617	92.1	2:57.408										

18 MONTEIRO					PRT					Honda Civic					I		
1	41.144	225.4	35.227	177.3	41.222	175.8	1:57.593		4	34.449	235.6	33.150	188.4	40.472	175.8	1:48.071	
2	34.143	220.9	33.442	178.6	40.613	175.8	1:48.198		5	33.968	235.1	33.494	186.9	40.864	175.5	1:48.326	
3	33.925	239.7	33.413	169.4	40.704	176.1	1:48.042										


19 MONJE					ESP					SEAT Leon WTCC					I		
1	40.926	228.7	35.035	185.5	41.100	174.4	1:57.061		8	1:11.879	126.4	46.543	147.9	51.774	118.4	2:50.196	
2	34.457	240.7	33.444	184.5	40.462	174.8	1:48.363		9	1:09.363	115.2	55.054	68.6	59.813	86.0	3:04.230	
3	33.955	238.6	33.458	176.4	40.585	173.8	1:47.998		10	1:11.732		59.509	120.6	59.528	92.4	3:10.769	
4	34.658	235.6	33.189	190.9	40.179	174.8	1:48.026		11	51.400	146.2	44.786	149.5	48.677	176.1	2:24.863	
5	34.057	236.1	33.663	192.4	40.369	174.8	1:48.089		12	34.378	236.1	33.233	186.4	40.224	175.5	1:47.835	
6	33.941	237.1	32.933	190.9	48.135	127.7	1:55.009		13	33.924	238.1	32.823	187.9	40.274	175.5	1:47.021	
7	59.670	99.7	56.118	115.5	53.391	117.5	2:49.179										

23 CHILTON					GBR					Chevrolet Cruze 1.6T					I		
1	39.087	243.4	35.325	212.1	41.010	174.4	1:55.422		4	34.995	232.1	33.564	196.0	39.962	172.1	1:48.521	
2	34.205	239.7	33.049	195.0	40.048	173.5	1:47.302		5	35.365	235.6	35.021	181.3			11:37.170	Pit
3	34.619	235.6	32.912	191.9	40.191	172.8	1:47.722										

25 BENNANI					MAR					BMW 320 TC					I		
1	43.125	216.9	50.835	111.8	1:59.926		3:33.886	Pit	8	1:08.742	107.9	55.724	64.2	59.876	96.2	3:04.342	
2	40.024	230.1	33.442	189.9	40.988	173.1	1:54.454		9	1:10.930	87.7	59.737	125.6	1:00.433	94.1	3:11.100	
3	34.366	229.7	33.549	201.5	40.731	174.4	1:48.646		10	50.861	139.8	44.921	138.6	49.785	174.1	2:25.567	
4	34.341	229.7	34.121	192.9	41.415	173.8	1:49.877		11	34.129	235.6	33.224	206.7	39.755	174.4	1:47.108	
5	34.180	235.6	33.344	203.2	47.398	108.2	1:54.922		12	34.051	234.6	32.971	209.1	39.397	174.8	1:46.419	
6	59.574	107.6	55.612	119.6	54.042	108.2	2:49.228										
7	1:08.734	148.3	48.052	124.3	53.598	119.0	2:50.384										

26 D'ASTE					ITA					BMW 320 TC					I		
1	53.059	227.8	33.662	186.4	40.996	169.3	2:07.717										

37 MUNNICH					DEU					SEAT Leon WTCC					I		
1	46.559	218.7	34.482	195.5	40.299	175.1	2:01.340		8	1:11.856	114.8	46.405	120.8	50.793	111.7	2:49.054	
2	34.463	237.1	34.512	182.7	40.884	175.8	1:49.859		9	1:10.123	111.6	54.039	93.3	59.678	84.3	3:03.840	
3	34.617	236.1	33.951	197.1	41.296	174.1	1:49.864		10	1:12.143	94.4	58.957	107.3	59.143	91.8	3:10.243	
4	34.792	235.1	33.930	204.4	41.738	176.1	1:50.460		11	51.563	162.4	44.175	179.5	47.000	177.2	2:22.738	
5	35.214	236.6	34.098	187.9	41.066	174.1	1:50.378		12	35.030	219.1	33.935	198.2	40.792	175.8	1:49.757	
6	37.450	231.1	38.647	129.4	44.984	174.8	2:01.081		13	34.788	235.1	33.862	203.2	41.585	175.1	1:50.235	
7	47.163	130.5	55.548	137.8	54.193	101.8	2:36.904										



Weather/Track: Sun 24C/Dry 47C

Circuit Length - 4.545 kilometres
Marrakech
Morocco

Printed at 15:52, Sunday, 07 April, 2013

© MST Systems Ltd, 2005 (www.mstworld.com)

Page 3

2013 FIA World Touring Car Championship

Race 1 - Sector Analysis Report


Lap S1 Time S1 Spd S2 Time S2 Spd S3 Time S3 Spd Lap Time Pit Lap S1 Time S1 Spd S2 Time S2 Spd S3 Time S3 Spd Lap Time Pit

38 BASSENG						DEU			SEAT Leon WTCC						
1	40.098	236.6	34.352	195.0	40.547	174.1	1:54.997	8	1:08.686	140.9	46.937	95.8	54.541	115.3	2:50.164
2	33.985	238.6	33.238	204.9	39.949	175.5	1:47.172	9	1:09.522	120.5	55.454	61.7	59.619	99.2	3:04.595
3	34.038	239.2	33.134	183.6	40.749	174.8	1:47.921	10	1:11.139		59.135	99.1	1:00.567	105.3	3:10.841
4	35.218	237.1	33.056	208.5	39.784	175.1	1:48.058	11	51.398	156.8	45.274	126.2	50.943	176.1	2:27.615
5	33.937	238.6	33.566	188.4	40.370	174.4	1:47.873	12	33.881	239.2	33.235	205.5	39.597	176.1	1:46.713
6	34.083	237.1	32.930	213.4	46.379	111.6	1:53.392	13	33.818	239.7	32.902	204.9	39.836	175.5	1:46.556
7	1:00.133	96.0	53.436	127.1	55.296	100.3	2:48.865								

55 O'YOUNG						HKG			BMW 320 TC						I
1	41.280	223.1	35.386	183.6	41.406	174.8	1:58.072	8	1:11.494	122.1	47.073	152.0	51.372	110.9	2:49.939
2	34.589	233.1	33.416	195.0	40.458	175.1	1:48.463	9	1:09.585	113.9	54.795	68.5	59.891	85.5	3:04.271
3	34.047	238.6	33.336	168.6	40.754	175.5	1:48.137	10	1:11.285		59.742	115.2	59.841	98.3	3:10.868
4	34.128	237.1	33.275	187.9	40.570	174.4	1:47.973	11	51.344	154.8	44.311	152.9	48.186	176.5	2:23.841
5	34.066	239.2	33.265	193.4	40.981	174.8	1:48.312	12	34.397	236.6	33.203	176.9	40.518	175.1	1:48.118
6	35.470	232.1	33.315	161.5	46.772	150.8	1:55.557	13	34.056	238.6	32.986	195.0	40.204	176.5	1:47.246
7	58.834	107.2	55.840	116.3	53.969	113.8	2:48.643								

73 BARTH						CHE			BMW 320 TC						I
1	43.276	225.0	33.946	191.4	41.284	173.5	1:58.506	8	1:11.129	114.9	47.338	149.1	50.980	114.1	2:49.447
2	34.392	224.0	33.781	196.0	40.355	173.1	1:48.528	9	1:09.748	126.9	54.486	68.2	1:00.166	83.0	3:04.400
3	34.658	233.6	33.217	183.6	40.542	172.8	1:48.417	10	1:10.991	81.3	1:00.226	110.6	59.857	93.1	3:11.074
4	34.395	233.6	33.049	191.4	40.257	173.1	1:47.701	11	51.419	159.8	43.807	163.7	47.919	174.4	2:23.145
5	34.390	234.6	33.162	195.0	41.277	171.8	1:48.829	12	34.326	231.6	33.285	187.4	40.574	173.1	1:48.185
6	34.699	220.9	33.730	165.5	47.301	147.9	1:55.730	13	34.283	236.1	33.038	198.7	40.028	173.1	1:47.349
7	58.199	113.6	56.261	121.6	54.275	118.2	2:48.735								

74 ORIOLA						ESP			SEAT Leon WTCC						
1	40.474	234.1	34.393	196.0	40.845	175.1	1:55.712	8	1:08.603	144.2	47.896	113.4	53.678	134.4	2:50.177
2	34.170	230.6	33.568	183.1	40.908	174.1	1:48.646	9	1:08.805	111.1	55.517	66.6	59.948	108.4	3:04.270
3	34.047	236.1	33.033	196.0	40.125	174.4	1:47.205	10	1:11.073		59.681	112.8	1:00.766	102.2	3:11.520
4	34.137	216.5	33.472	184.5	39.968	173.8	1:47.577	11	50.968	147.3	44.697	132.0	49.999	175.8	2:25.664
5	34.534	236.1	32.855	186.0	39.942	174.1	1:47.331	12	33.993	231.6	33.174	195.0	39.439	175.5	1:46.606
6	33.953	232.6	33.056	200.4	47.239	108.8	1:54.248	13	33.977	228.7	33.079	189.9	39.627	176.1	1:46.683
7	59.739		55.409	123.0	54.339	101.8	2:49.487								



Weather/Track: Sun 24C/Dry 47C

Circuit Length - 4.545 kilometres
Marrakech
Morocco

Printed at 15:52, Sunday, 07 April, 2013

© MST Systems Ltd, 2005 (www.mstworld.com)

Page 4

2013 FIA World Touring Car Championship

Race 1 - Best Sector Speeds Report

SECTOR 1				SECTOR 2				SECTOR 3				
POS	NO	NAME	SPEED	LAP	NO	NAME	SPEED	LAP	NO	NAME	SPEED	LAP
1	23	CHILTON	243.4	1	3	TARQUINI	224.7	4	12	MULLER	179.6	12
2	14	NASH	242.3	13	14	NASH	216.6	1	14	NASH	178.5	12
3	9	MACDOWALL	241.8	4	5	MICHELISZ	213.4	4	9	MACDOWALL	177.8	4
4	12	MULLER	241.8	2	38	BASSENG	213.4	6	17	NYKJAER	177.8	4
5	1	HUFF	241.3	3	17	NYKJAER	212.8	1	10	THOMPSON	177.2	13
6	10	THOMPSON	240.7	13	1	HUFF	212.1	6	37	MUNNICH	177.2	11
7	19	MONJE	240.7	2	12	MULLER	212.1	4	3	TARQUINI	176.8	13
8	18	MONTEIRO	239.7	3	23	CHILTON	212.1	1	1	HUFF	176.5	12
9	38	BASSENG	239.7	13	9	MACDOWALL	211.5	1	55	O'YOUNG	176.5	11
10	55	O'YOUNG	239.2	5	25	BENNANI	209.1	12	18	MONTEIRO	176.1	3
11	15	CORONEL	238.6	5	8	KOZLOVSKIY	205.5	12	19	MONJE	176.1	11
12	17	NYKJAER	238.1	2	37	MUNNICH	204.4	4	38	BASSENG	176.1	11
13	37	MUNNICH	237.1	2	7	NG	202.6	1	74	ORIOLA	176.1	13
14	3	TARQUINI	236.6	12	15	CORONEL	202.1	5	5	MICHELISZ	175.1	1
15	5	MICHELISZ	236.6	2	74	ORIOLA	200.4	6	6	ENGSTLER	175.1	1
16	6	ENGSTLER	236.1	5	73	BARTH	198.7	13	8	KOZLOVSKIY	175.1	11
17	73	BARTH	236.1	13	6	ENGSTLER	198.2	13	15	CORONEL	175.1	12
18	74	ORIOLA	236.1	3	10	THOMPSON	197.7	6	7	NG	174.8	11
19	7	NG	235.6	12	55	O'YOUNG	195.0	2	25	BENNANI	174.8	12
20	25	BENNANI	235.6	5	19	MONJE	192.4	5	23	CHILTON	174.4	1
21	8	KOZLOVSKIY	232.6	2	18	MONTEIRO	188.4	4	73	BARTH	174.4	11
22	26	D'ASTE	227.8	1	26	D'ASTE	186.4	1	26	D'ASTE	169.3	1



Weather/Track: Sun 24C/Dry 47C

Circuit Length - 4.545 kilometres
Marrakech
Morocco

2013 FIA World Touring Car Championship

Race 1 - Best Sector Times Report

POS	NO	SECTOR 1		SECTOR 2		SECTOR 3		NO	NAME	IDEAL/BEST LAP COMPARISON			DIFF		
		TIME	LAP	NO	TIME	LAP	NO			TIME	LAP	NO		IDEAL	BEST
1	17	33.573	3	9	32.550	6	6	36.291	11	6	ENGSTLER	1:43.702	1:47.522	13	+ 3.820
2	9	33.575	13	1	32.653	6	17	39.325	12	9	MACDOWAL	1:45.713	1:46.237	12	+ 0.524
3	12	33.652	6	12	32.673	6	25	39.397	12	17	NYKJAER	1:45.731	1:46.290	12	+ 0.559
4	14	33.694	3	3	32.678	2	74	39.439	12	1	HUFF	1:45.938	1:46.302	12	+ 0.364
5	1	33.743	13	10	32.734	6	15	39.502	5	12	MULLER	1:46.084	1:46.257	12	+ 0.173
6	10	33.791	13	14	32.767	13	1	39.542	12	3	TARQUINI	1:46.239	1:46.421	12	+ 0.182
7	38	33.818	13	5	32.771	4	9	39.588	12	74	ORIOLO	1:46.247	1:46.606	12	+ 0.359
8	15	33.879	12	19	32.823	13	38	39.597	12	38	BASSENG	1:46.317	1:46.556	13	+ 0.239
9	3	33.921	13	17	32.833	2	3	39.640	4	15	CORONEL	1:46.348	1:46.725	13	+ 0.377
10	19	33.924	13	74	32.855	5	12	39.759	12	14	NASH	1:46.360	1:46.519	4	+ 0.159
11	18	33.925	3	38	32.902	13	14	39.899	5	25	BENNANI	1:46.419	1:46.419	12	+ 0.000
12	74	33.953	6	23	32.912	3	23	39.962	4	10	THOMPSON	1:46.711	1:46.805	13	+ 0.094
13	55	34.047	3	15	32.967	13	73	40.028	13	19	MONJE	1:46.926	1:47.021	13	+ 0.095
14	25	34.051	12	25	32.971	12	7	40.131	13	23	CHILTON	1:47.079	1:47.302	2	+ 0.223
15	5	34.071	3	55	32.986	13	19	40.179	4	5	MICHELISZ	1:47.094	1:47.273	4	+ 0.179
16	23	34.205	2	73	33.038	13	10	40.186	13	55	O'YOUNG	1:47.237	1:47.246	13	+ 0.009
17	6	34.232	5	18	33.150	4	55	40.204	13	73	BARTH	1:47.349	1:47.349	13	+ 0.000
18	7	34.273	12	7	33.152	12	5	40.252	2	18	MONTEIRO	1:47.547	1:48.042	3	+ 0.495
19	73	34.283	13	6	33.179	13	37	40.299	1	7	NG	1:47.556	1:47.586	13	+ 0.030
20	37	34.463	2	26	33.662	1	18	40.472	4	37	MUNNICH	1:48.624	1:49.757	12	+ 1.133
21	8	34.541	12	8	33.747	5	8	40.573	5	8	KOZLOVSKI	1:48.861	1:48.994	5	+ 0.133
22	26	53.059	1	37	33.862	13	26	40.996	1	26	D'ASTE	2:07.717	2:07.717	1	+ 0.000

'Perfect Lap' - 1:42.414



Circuit Length - 4.545 kilometres
Marrakech
Morocco

Weather/Track: Sun 24C/Dry 47C

2013 FIA World Touring Car Championship

RACE 1 - LAP CHART

Lap 1			Lap 2			Lap 3			Lap 4			Lap 5		
No	Behind	Laptime	No	Behind	Laptime	No	Behind	Laptime	No	Behind	Laptime	No	Behind	Laptime
3		1:50.047	3		1:46.943	3		1:47.583	3		1:46.881	3		1:46.853
17	1.005	1:51.052	17	0.852	1:46.790	17	0.601	1:47.332	17	0.309	1:46.589	17	0.372	1:46.916
14	1.541	1:51.588	14	1.261	1:46.663	14	1.250	1:47.572	14	0.888	1:46.519	14	0.964	1:46.929
1	2.483	1:52.530	1	3.611	1:48.071	25	1 LAP	1:54.454	12	4.286	1:46.526	12	3.877	1:46.444
12	2.941	1:52.988	12	3.800	1:47.802	12	4.641	1:48.424	1	5.293	1:47.185	1	4.859	1:46.419
9	3.834	1:53.881	9	4.203	1:47.312	9	4.933	1:48.313	25	1 LAP	1:48.646	9	5.952	1:46.982
38	4.950	1:54.997	38	5.179	1:47.172	1	4.989	1:48.961	9	5.823	1:47.771	38	7.714	1:47.873
23	5.375	1:55.422	23	5.734	1:47.302	38	5.517	1:47.921	38	6.694	1:48.058	74	8.164	1:47.331
74	5.665	1:55.712	74	7.368	1:48.646	23	5.873	1:47.722	23	7.513	1:48.521	25	1 LAP	1:49.877
15	6.006	1:56.053	15	7.602	1:48.539	74	6.990	1:47.205	74	7.686	1:47.577	15	8.959	1:47.475
10	6.784	1:56.831	10	7.996	1:48.155	15	7.454	1:47.435	15	8.337	1:47.764	10	10.349	1:48.194
19	7.014	1:57.061	19	8.434	1:48.363	10	8.474	1:48.061	10	9.008	1:47.415	19	11.230	1:48.089
18	7.546	1:57.593	18	8.801	1:48.198	19	8.849	1:47.998	19	9.994	1:48.026	18	11.923	1:48.326
55	8.025	1:58.072	55	9.545	1:48.463	18	9.260	1:48.042	18	10.450	1:48.071	55	12.650	1:48.312
73	8.459	1:58.506	73	10.044	1:48.528	55	10.099	1:48.137	55	11.191	1:47.973	73	13.674	1:48.829
6	9.635	1:59.682	6	10.880	1:48.188	73	10.878	1:48.417	73	11.698	1:47.701	6	13.996	1:48.585
37	11.293	2:01.340	5	13.162	1:47.932	6	11.466	1:48.169	6	12.264	1:47.679	5	14.604	1:48.020
5	12.173	2:02.220	37	14.209	1:49.859	5	13.045	1:47.466	5	13.437	1:47.273	7	22.295	1:49.400
7	13.593	2:03.640	7	15.802	1:49.152	37	16.490	1:49.864	7	19.748	1:49.248	37	23.594	1:50.378
8	14.870	2:04.917	8	17.414	1:49.487	7	17.381	1:49.162	37	20.069	1:50.460	8	24.816	1:48.994
26	17.670	2:07.717				8	19.815	1:49.984	8	22.675	1:49.741			
25	1:43.839	3:33.886P												

Weather/Track: Sun 24C/Dry 47C

www.mstworld.com

Page 1 of 3

Marrakech
Circuit Length = 4.5450 km.
Start: 15:18 End: 15:47

Printed - 15:51 Sunday, 07 April 2013

2013 FIA World Touring Car Championship

RACE 1 - LAP CHART

(contd.)

Lap 6			Lap 7			Lap 8			Lap 9			Lap 10		
No	Behind	Laptime	No	Behind	Laptime	No	Behind	Laptime	No	Behind	Laptime	No	Behind	Laptime
17		1:48.010	17		2:57.408	17		2:49.395	17		3:05.136	17		3:09.926
14	5.159	1:52.577	3	0.726	2:52.681	3	0.668	2:49.337	3	0.374	3:04.842	3	0.626	3:10.178
3	5.453	1:53.835	14	1.475	2:53.724	14	1.412	2:49.332	14	1.187	3:04.911	14	1.483	3:10.222
12	8.092	1:52.597	12	2.463	2:51.779	12	2.881	2:49.813	12	2.132	3:04.387	12	3.305	3:11.099
1	8.795	1:52.318	1	2.941	2:51.554	1	3.636	2:50.090	1	3.220	3:04.720	1	3.942	3:10.648
9	9.400	1:51.830	9	3.385	2:51.393	9	4.091	2:50.101	9	3.691	3:04.736	9	4.419	3:10.654
38	12.724	1:53.392	38	4.181	2:48.865	38	4.950	2:50.164	38	4.409	3:04.595	38	5.324	3:10.841
74	14.030	1:54.248	74	6.109	2:49.487	74	6.891	2:50.177	74	6.025	3:04.270	74	7.619	3:11.520
25	1 LAP	1:54.922	25	1 LAP	2:49.228	25	1 LAP	2:50.384	25	1 LAP	3:04.342	25	1 LAP	3:11.100
15	16.044	1:55.467	15	7.560	2:48.924	15	8.409	2:50.244	15	8.062	3:04.789	15	8.894	3:10.758
10	16.784	1:54.817	10	9.058	2:49.682	10	9.883	2:50.220	10	8.922	3:04.175	10	9.745	3:10.749
19	17.857	1:55.009	19	9.628	2:49.179	19	10.429	2:50.196	19	9.523	3:04.230	19	10.366	3:10.769
55	19.825	1:55.557	55	11.060	2:48.643	55	11.604	2:49.939	55	10.739	3:04.271	55	11.681	3:10.868
73	21.022	1:55.730	73	12.349	2:48.735	73	12.401	2:49.447	73	11.665	3:04.400	73	12.813	3:11.074
6	22.259	1:56.645	6	13.915	2:49.064	6	13.880	2:49.360	6	12.777	3:04.033	7	13.485	3:10.088
7	26.225	1:52.312	7	14.402	2:45.585	7	14.492	2:49.485	7	13.323	3:03.967	37	14.469	3:10.243
37	36.293	2:01.081	37	15.789	2:36.904	37	15.448	2:49.054	37	14.152	3:03.840	8	15.130	3:10.514
8	38.940	2:02.506	8	17.040	2:35.508	8	16.644	2:48.999	8	14.542	3:03.034	6	1:09.117	4:06.266P
						23	3 LAPS	11:37.170P						

Weather/Track: Sun 24C/Dry 47C

www.mstworld.com

Page 2 of 3

Marrakech
Circuit Length = 4.5450 km.
Start: 15:18 End: 15:47

Printed - 15:51 Sunday, 07 April 2013

2013 FIA World Touring Car Championship

RACE 1 - LAP CHART

(contd.)

Lap 11			Lap 12			Lap 13			Lap 14			Lap 15		
No	Behind	Laptime	No	Behind	Laptime	No	Behind	Laptime	No	Behind	Laptime	No	Behind	Laptime
17		2:29.766	17		1:46.290	17		1:46.951						
3	0.675	2:29.815	3	0.806	1:46.421	3	0.566	1:46.711						
14	0.952	2:29.235	14	1.287	1:46.625	14	1.612	1:47.276						
12	1.483	2:27.944	12	1.450	1:46.257	12	2.224	1:47.725						
1	2.062	2:27.886	1	2.074	1:46.302	1	2.248	1:47.125						
9	2.457	2:27.804	9	2.404	1:46.237	9	2.476	1:47.023						
38	3.173	2:27.615	38	3.596	1:46.713	38	3.201	1:46.556						
74	3.517	2:25.664	74	3.833	1:46.606	74	3.565	1:46.683						
25	1 LAP	2:25.567	25	1 LAP	1:47.108	25	1 LAP	1:46.419						
15	4.615	2:25.487	15	5.496	1:47.171	15	5.270	1:46.725						
10	4.904	2:24.925	10	6.027	1:47.413	10	5.881	1:46.805						
19	5.463	2:24.863	19	7.008	1:47.835	19	7.078	1:47.021						
55	5.756	2:23.841	55	7.584	1:48.118	55	7.879	1:47.246						
73	6.192	2:23.145	73	8.087	1:48.185	73	8.485	1:47.349						
7	6.990	2:23.271	7	8.663	1:47.963	7	9.298	1:47.586						
37	7.441	2:22.738	37	10.908	1:49.757	37	14.192	1:50.235						
8	8.227	2:22.863	8	11.614	1:49.677	8	15.333	1:50.670						
6	30.977	1:51.626	6	32.675	1:47.988	6	33.246	1:47.522						

Weather/Track: Sun 24C/Dry 47C

www.mstworld.com

Page 3 of 3


Marrakech
Circuit Length = 4.5450 km.
Start: 15:18 End: 15:47

Printed - 15:51 Sunday, 07 April 2013

2013 FIA World Touring Car Championship GRID FOR RACE 2

ROW 11	5 MICHELISZ	26 D'ASTE
ROW 10	8 KOZLOVSKIY	37 MUNNICH
ROW 9	25 BENNANI	7 NG
ROW 8	73 BARTH	6 ENGSTLER
ROW 7	55 O'YOUNG	18 MONTEIRO
ROW 6	10 THOMPSON	15 CORONEL
ROW 5	14 NASH	3 TARQUINI
ROW 4	17 NYKJAER	12 MULLER
ROW 3	9 MACDOWALL	23 CHILTON
ROW 2	38 BASSENG	1 HUFF
ROW 1	19 MONJE	74 ORIOLA

POLE



**Car 22 will not start.
Cars 5, 26 to back of grid, Stewards decisions 8 & 7 refer.**

Marrakech
Circuit Length = 4.5450 km.

Race Director:	Steward:	Timekeeper:
----------------	----------	-------------

2013 FIA World Touring Car Championship
RACE 2 - PROVISIONAL CLASSIFICATION

POS	NO	CLS	DRIVER / TEAM	NAT	CAR	TIME	LAPS	GAP	KPH	BEST
1	74		Pepe ORIOLA	ESP	SEAT Leon WTCC	28:08.751	13		125.95	1:46.198
2	12		Yvan MULLER	FRA	Chevrolet Cruze 1.6T	28:09.181	13	0.430	125.92	1:46.074
3	23		Tom CHILTON	GBR	Chevrolet Cruze 1.6T	28:09.428	13	0.677	125.90	1:45.545
4	14	I	James NASH	GBR	Chevrolet Cruze 1.6T	28:09.699	13	0.948	125.88	1:45.986
5	38		Marc BASSENG	DEU	SEAT Leon WTCC	28:10.559	13	1.808	125.82	1:45.935
6	15		Tom CORONEL	NLD	BMW 320 TC	28:10.779	13	2.028	125.80	1:46.214
7	17	I	Michel NYKJAER	DNK	Chevrolet Cruze 1.6T	28:11.077	13	2.326	125.78	1:46.221
8	6	I	Franz ENGSTLER	DEU	BMW 320 TC	28:13.128	13	4.377	125.62	1:46.945
9	55	I	Darryl O'YOUNG	HKG	BMW 320 TC	28:13.640	13	4.889	125.59	1:47.356
10	7	I	Charles NG	HKG	BMW 320 TC	28:15.024	13	6.273	125.48	1:47.258
11	25	I	Mehdi BENNANI	MAR	BMW 320 TC	28:15.100	13	6.349	125.48	1:47.133
12	73	I	Fredy BARTH	CHE	BMW 320 TC	28:15.136	13	6.385	125.48	1:47.256
13	8		Mikhail KOZLOVSKIY	RUS	Lada Granta	28:15.788	13	7.037	125.43	1:47.327
14	26	I	Stefano D'ASTE	ITA	BMW 320 TC	28:16.449	13	7.698	125.38	1:47.333
15	5		Norbert MICHELISZ	HUN	Honda Civic	17:19.769	9	4 LAPS	141.62	1:47.138

NOT CLASSIFIED

3			Gabriele TARQUINI	ITA	Honda Civic	12:38.403	7	D.N.F.	151.02	1:45.860
9	I		Alex MACDOWALL	GBR	Chevrolet Cruze 1.6T	12:38.896	7	D.N.F.	150.92	1:45.767
37	I		Rene MUNNICH	DEU	SEAT Leon WTCC	5:47.849	3	D.N.F.	141.11	1:51.233
1			Rob HUFF	GBR	SEAT Leon WTCC	1:58.582	1	D.N.F.	137.98	1:58.582
10			James THOMPSON	GBR	Lada Granta	1:59.124	1	D.N.F.	137.35	1:59.124
19	I		Fernando MONJE	ESP	SEAT Leon WTCC	1:59.125	1	D.N.F.	137.35	1:59.125

FASTEST LAP

23			Tom CHILTON		Chevrolet Cruze 1.6T	1:45.545	3	96.32mph	155.02kph
9	I		Alex MACDOWALL		Chevrolet Cruze 1.6T	1:45.767	6	96.12mph	154.69kph

Marrakech

Subject to technical scrutineering. For Media Information Purposes - No Regulatory Value.

Circuit Length = 4.5450 km.

Weather/Track: Sun 24C/Dry 31C Cars 18 & 22 did not start.

Start: 16:25 End: 16:53

Race Director:	Steward:	Timekeeper:	Issued at:
----------------	----------	-------------	------------

2013 FIA World Touring Car Championship
RACE 2 RESULT

POS	NO	CLS	DRIVER / TEAM	NAT	CAR	TIME	LAPS	GAP	KPH	BEST
1	74		Pepe ORIOLA	ESP	SEAT Leon WTCC	28:08.751	13		125.95	1:46.198
2	12		Yvan MULLER	FRA	Chevrolet Cruze 1.6T	28:09.181	13	0.430	125.92	1:46.074
3	23		Tom CHILTON	GBR	Chevrolet Cruze 1.6T	28:09.428	13	0.677	125.90	1:45.545
4	14	I	James NASH	GBR	Chevrolet Cruze 1.6T	28:09.699	13	0.948	125.88	1:45.986
5	38		Marc BASSENG	DEU	SEAT Leon WTCC	28:10.559	13	1.808	125.82	1:45.935
6	15		Tom CORONEL	NLD	BMW 320 TC	28:10.779	13	2.028	125.80	1:46.214
7	17	I	Michel NYKJAER	DNK	Chevrolet Cruze 1.6T	28:11.077	13	2.326	125.78	1:46.221
8	6	I	Franz ENGSTLER	DEU	BMW 320 TC	28:13.128	13	4.377	125.62	1:46.945
9	55	I	Darryl O'YOUNG	HKG	BMW 320 TC	28:13.640	13	4.889	125.59	1:47.356
10	7	I	Charles NG	HKG	BMW 320 TC	28:15.024	13	6.273	125.48	1:47.258
11	25	I	Mehdi BENNANI	MAR	BMW 320 TC	28:15.100	13	6.349	125.48	1:47.133
12	73	I	Fredy BARTH	CHE	BMW 320 TC	28:15.136	13	6.385	125.48	1:47.256
13	8		Mikhail KOZLOVSKIY	RUS	Lada Granta	28:15.788	13	7.037	125.43	1:47.327
14	26	I	Stefano D'ASTE	ITA	BMW 320 TC	28:16.449	13	7.698	125.38	1:47.333
15	5		Norbert MICHELISZ	HUN	Honda Civic	17:19.769	9	4 LAPS	141.62	1:47.138

NOT CLASSIFIED

3			Gabriele TARQUINI	ITA	Honda Civic	12:38.403	7	D.N.F.	151.02	1:45.860
9	I		Alex MACDOWALL	GBR	Chevrolet Cruze 1.6T	12:38.896	7	D.N.F.	150.92	1:45.767
37	I		Rene MUNNICH	DEU	SEAT Leon WTCC	5:47.849	3	D.N.F.	141.11	1:51.233
1			Rob HUFF	GBR	SEAT Leon WTCC	1:58.582	1	D.N.F.	137.98	1:58.582
10			James THOMPSON	GBR	Lada Granta	1:59.124	1	D.N.F.	137.35	1:59.124
19	I		Fernando MONJE	ESP	SEAT Leon WTCC	1:59.125	1	D.N.F.	137.35	1:59.125

FASTEST LAP

23			Tom CHILTON		Chevrolet Cruze 1.6T	1:45.545	3	96.32mph	155.02kph
9	I		Alex MACDOWALL		Chevrolet Cruze 1.6T	1:45.767	6	96.12mph	154.69kph

Marrakech

Circuit Length = 4.5450 km.

Start: 16:25 End: 16:53

Weather/Track: Sun 24C/Dry 31C Cars 18 & 22 did not start

Steward:	Steward:	Steward:	Issued at:
----------	----------	----------	------------

2013 FIA World Touring Car Championship

Race 2 - Sector Analysis Report

Lap S1 Time S1 Spd S2 Time S2 Spd S3 Time S3 Spd Lap Time Pit Lap S1 Time S1 Spd S2 Time S2 Spd S3 Time S3 Spd Lap Time Pit

1	HUFF							GBR	SEAT Leon WTCC											
1	41.754	236.6	33.583	199.8	43.245	135.0	1:58.582													

3	TARQUINI							ITA	Honda Civic											
1	43.364	237.6	33.977	201.5	40.511	175.8	1:57.852	5	33.978	235.6	32.377	219.2	39.566	176.1	1:45.921					
2	34.018	237.1	33.005	202.1	40.244	176.1	1:47.267	6	33.990	236.1	32.430	213.4	39.440	175.8	1:45.860					
3	33.929	239.7	33.515	176.0	40.302	176.5	1:47.746	7	33.913	238.6	33.389	183.6	40.067	176.1	1:47.369					
4	33.758	237.6	32.708	207.9	39.922	173.8	1:46.388													


5	MICHELISZ							HUN	Honda Civic											
1	47.150	233.1	34.826	187.9	41.448	174.8	2:03.424	6	33.883	236.1	33.095	182.7	40.660	174.8	1:47.638					
2	33.985	237.1	33.066	188.4	41.861	176.5	1:48.912	7	34.117	238.6	33.028	188.4	40.344	174.8	1:47.489					
3	34.139	236.6	32.743	187.9	40.331	176.1	1:47.213	8	34.414	240.2	33.322	212.1	41.863	146.7	1:49.599					
4	33.750	240.7	33.191	199.3	40.197	175.5	1:47.138	9	41.873	164.1	47.005	111.8	1:10.947	153.4	2:39.825					
5	33.977	239.7	33.470	173.5	41.084	174.4	1:48.531													

6	ENGSTLER							DEU	BMW 320 TC											I
1	45.244	233.6	35.141	188.4	40.329	174.1	2:00.714	8	34.197	233.6	33.246	202.1	41.170	172.5	1:48.613					
2	34.359	234.1	33.666	194.5	40.557	173.8	1:48.582	9	41.354	123.6	47.748	120.8	1:09.267	146.0	2:38.369					
3	34.432	231.6	33.237	167.1	40.045	174.1	1:47.714	10	1:09.244		1:19.492	73.6	1:18.203	145.5	3:46.939					
4	34.083	236.1	33.607	182.7	40.319	173.1	1:48.009	11	47.758	150.0	45.237	123.0	1:10.225	133.2	2:43.220					
5	34.221	236.6	34.041	180.4	40.327	173.8	1:48.589	12	53.120	106.0	47.447	128.7	58.619	175.5	2:39.186					
6	34.421	231.6	33.781	187.4	40.057	173.5	1:48.259	13			1:06.916	192.9	174.1	1:46.945						
7	34.389	233.1	33.130	195.0	40.470	174.4	1:47.989													

7	NG							HKG	BMW 320 TC											I
1	45.908	237.1	35.604	183.6	40.890	172.8	2:02.402	8	34.141	236.1	34.435	199.3	41.360	171.8	1:49.936					
2	34.375	234.6	33.239	194.5	41.989	172.8	1:49.603	9	40.946	162.4	46.653		1:11.220	142.6	2:38.819					
3	34.453	231.1	33.672	173.1	40.926	172.8	1:49.051	10	1:07.353	79.6	1:21.086	91.7	1:16.917	171.2	3:45.356					
4	34.242	232.1	33.293	192.9	40.563	173.8	1:48.098	11	46.796	131.6	45.221	125.8	1:10.388	136.0	2:42.405					
5	34.360	232.6	33.242	191.9	40.506	173.5	1:48.108	12	52.875	109.4	47.538	125.4	58.327	174.8	2:38.740					
6	34.230	234.1	33.213	203.8	40.057	173.5	1:47.500	13			1:07.058	195.0	171.5	1:47.748						
7	34.154	234.6	33.115	199.3	39.989	173.1	1:47.258													

8	KOZLOVSKIY							RUS	Lada Granta											
1	46.456	235.1	35.950	184.1	41.914	172.8	2:04.320	8	34.351	228.2	33.538	190.9	42.446	153.6	1:50.335					
2	34.869	218.2	34.024	187.9	41.125	173.1	1:50.018	9	40.130	168.9	45.610	88.7	1:11.335	134.4	2:37.075					
3	34.736	232.6	33.678	204.9	40.479	174.1	1:48.893	10	1:06.375		1:21.565	75.4	1:18.171	165.0	3:46.111					
4	34.390	234.6	33.564	189.9	40.119	173.8	1:48.073	11	46.237	129.1	44.347	142.7	1:10.479	116.0	2:41.063					
5	34.319	235.1	33.154	195.5	40.665	174.1	1:48.138	12	51.920	105.3	47.837	126.9	58.060	174.8	2:37.817					
6	34.315	230.1	33.555	191.4	40.277	173.8	1:48.147	13			1:07.494	202.6	173.5	1:47.327						
7	34.381	229.7	33.395	190.4	40.695	173.5	1:48.471													

9	MACDOWALL							GBR	Chevrolet Cruze 1.6T											I
1	43.531	233.6	34.240	212.1	40.338	175.8	1:58.109	5	33.915	241.8	32.468	203.8	40.357	177.5	1:46.740					
2	34.293	240.7	32.813	193.9	40.090	178.9	1:47.196	6	33.958	240.7	32.359	206.1	39.450	177.5	1:45.767					
3	33.918	217.8	33.605	166.7	40.224	177.2	1:47.747	7	33.758	240.2	32.812	178.2	40.283	177.5	1:46.853					
4	33.664	233.1	32.849	198.2	39.971	176.1	1:46.484													



Weather/Track: Sun 24C/Dry 31C

Circuit Length - 4.545 kilometres
Marrakech
Morocco

Printed at 16:58, Sunday, 07 April, 2013

© MST Systems Ltd, 2005 (www.mstworld.com)

Page 1

2013 FIA World Touring Car Championship

Race 2 - Sector Analysis Report

Lap S1 Time S1 Spd S2 Time S2 Spd S3 Time S3 Spd Lap Time Pit Lap S1 Time S1 Spd S2 Time S2 Spd S3 Time S3 Spd Lap Time Pit

10 THOMPSON GBR Lada Granta

1	44.187	234.6	34.691	190.4	40.246	173.8	1:59.124										
---	--------	-------	--------	-------	--------	-------	----------	--	--	--	--	--	--	--	--	--	--

12 MULLER FRA Chevrolet Cruze 1.6T

1	41.907	241.3	33.709	188.9	40.889	175.8	1:56.505	8	33.660	225.9	32.900	187.4	39.565	177.2	1:46.125
2	33.844	236.6	32.690	204.9	39.818	175.8	1:46.352	9	50.530	107.3	49.096	115.5	1:08.499	103.4	2:48.125
3	33.752	238.6	32.528	188.4	39.794	177.5	1:46.074	10	1:09.172		1:17.181	75.9	1:18.315	115.0	3:44.668
4	33.561	238.6	32.913	187.9	39.993	177.8	1:46.467	11	46.703	137.0	48.294	115.5	1:09.186	118.7	2:44.183
5	33.683	240.7	33.001	180.9	40.061	177.2	1:46.745	12	54.381	113.3	47.347	102.3	1:02.680	176.5	2:44.408
6	33.580	239.2	33.340	188.9	39.739	176.5	1:46.659	13			1:06.688	190.9		176.1	1:46.621
7	33.664	236.1	32.877	197.1	39.708	177.5	1:46.249								

14 NASH GBR Chevrolet Cruze 1.6T I

1	42.874	217.4	33.477	202.6	40.509	175.8	1:56.860	8	34.149	237.1	32.675	205.5	39.467	176.5	1:46.291
2	33.753	241.8	32.646	211.5	41.026	175.1	1:47.425	9	50.250	108.1	48.709	116.8	1:08.675	98.4	2:47.634
3	34.371	237.6	33.260	185.0	39.729	175.8	1:47.360	10	1:09.316	88.0	1:17.422	68.4	1:18.566	136.4	3:45.304
4	33.814	239.7	32.817	206.1	39.355	176.5	1:45.986	11	45.710	151.2	48.110	120.6	1:09.485	128.9	2:43.305
5	33.770	239.7	32.782	196.0	39.486	176.8	1:46.038	12	54.043	116.3	47.673	91.8	1:01.967	177.5	2:43.683
6	33.744	240.2	32.619	205.5	40.293	176.5	1:46.656	13			1:06.564	188.9		176.5	1:46.242
7	34.161	238.1	33.209	209.7	39.545	176.5	1:46.915								

15 CORONEL NLD BMW 320 TC


1	44.013	232.6	34.440	195.0	40.145	173.8	1:58.598	8	34.530	233.6	32.768	211.5	41.223	170.9	1:48.521
2	34.318	235.1	33.301	195.0	40.124	174.1	1:47.743	9	46.067	104.2	48.776		1:08.722	116.4	2:43.565
3	34.103	234.1	33.238	172.6	40.119	174.4	1:47.460	10	1:09.793		1:17.712	68.4	1:19.688	141.9	3:47.193
4	34.020	234.1	33.047	185.5	39.957	174.8	1:47.024	11	45.249	155.5	47.693	114.3	1:10.124	142.6	2:43.066
5	34.150	235.6	32.921	185.0	39.867	174.1	1:46.938	12	53.407	117.3	48.030	111.8	1:00.088	175.1	2:41.525
6	34.275	234.6	33.106	206.1	39.263	174.8	1:46.644	13			1:06.961	198.2		173.8	1:46.214
7	34.083	232.6	32.668	204.9	39.537	174.4	1:46.288								

17 NYKJAER DNK Chevrolet Cruze 1.6T I

1	44.078	234.1	35.550	179.1	40.394	175.5	2:00.022	8	33.861	238.6	32.947	192.9	40.381	176.5	1:47.189
2	34.337	242.3	33.610	194.5	40.721	177.2	1:48.668	9	41.768	114.7	48.873		1:08.560	122.0	2:39.201
3	33.964	224.5	33.423	169.0	40.271	177.2	1:47.658	10	1:09.871		1:18.053	67.2	1:19.409	132.9	3:47.333
4	34.273	230.1	33.451	177.3	40.074	177.2	1:47.798	11	45.017	155.9	47.614	116.3	1:10.316	137.2	2:42.947
5	34.401	239.2	34.500	198.7	40.140	177.8	1:49.041	12	53.771	109.4	47.375	112.1	59.875	177.8	2:41.021
6	34.239	236.6	33.092	199.8	39.588	176.5	1:46.919	13			1:06.878	190.9		177.2	1:46.221
7	34.069	237.6	33.126	192.4	39.864	177.2	1:47.059								

19 MONJE ESP SEAT Leon WTCC I

1	41.073	232.1	33.974	192.9	44.078	169.6	1:59.125									
---	--------	-------	--------	-------	--------	-------	----------	--	--	--	--	--	--	--	--	--



Weather/Track: Sun 24C/Dry 31C

Circuit Length - 4.545 kilometres
Marrakech
Morocco

Printed at 16:58, Sunday, 07 April, 2013

© MST Systems Ltd, 2005 (www.mstworld.com)

Page 2

2013 FIA World Touring Car Championship

Race 2 - Sector Analysis Report

Lap S1 Time S1 Spd S2 Time S2 Spd S3 Time S3 Spd Lap Time Pit Lap S1 Time S1 Spd S2 Time S2 Spd S3 Time S3 Spd Lap Time Pit

23 CHILTON							GBR		Chevrolet Cruze 1.6T						
1	43.018	228.7	33.735	196.6	40.378	177.2	1:57.131	8	33.616	238.6	32.795	177.7	39.649	177.8	1:46.060
2	33.751	240.2	32.714	209.1	40.216	176.5	1:46.681	9	50.961	107.6	49.204	114.4	1:08.041	98.8	2:48.206
3	33.570	241.3	32.151	186.9	39.824	177.5	1:45.545	10	1:09.585	85.1	1:17.304	74.7	1:17.839	112.3	3:44.728
4	33.609	241.8	32.821	182.2	40.063	177.8	1:46.493	11	46.722	147.5	48.325	114.8	1:08.943	118.2	2:43.990
5	33.806	241.8	32.710	171.4	40.392	176.8	1:46.908	12	54.598	109.8	47.717	104.5	1:02.170	176.8	2:44.485
6	33.529	241.8	32.914	197.1	40.559	176.8	1:47.002	13			1:06.501	179.1		175.8	1:46.353
7	33.470	239.7	32.566	197.7	39.810	177.5	1:45.846								


25 BENNANI							MAR		BMW 320 TC							I
1	45.648	234.6	35.578	184.1	40.567	172.8	2:01.793	8	34.552	235.1	34.959	199.8	40.718	153.1	1:50.229	
2	34.304	235.6	33.524	195.0	41.141	172.8	1:48.969	9	41.090	165.8	47.214	100.7	1:10.942	147.2	2:39.246	
3	34.213	235.1	33.278	175.2	40.464	173.5	1:47.955	10	1:07.025		1:20.934	81.9	1:16.733	164.1	3:44.692	
4	34.143	235.6	33.237	192.9	40.066	173.1	1:47.446	11	47.265	138.1	44.980	130.8	1:10.598	138.3	2:42.843	
5	34.476	233.1	33.991	182.2	40.991	173.5	1:49.458	12	52.791	111.8	47.643	126.9	58.559	174.4	2:38.993	
6	34.344	234.1	33.169	198.7	40.555	172.5	1:48.068	13			1:06.854	196.0		166.8	1:48.275	
7	34.363	234.6	32.936	198.2	39.834	173.5	1:47.133									

26 D'ASTE							ITA		BMW 320 TC							I
1	46.358	231.6			1:17.563	173.1	2:03.921	8	34.897	230.1			1:14.203	171.5	1:49.100	
2	35.166	213.6	33.804	190.9	40.843	173.5	1:49.813	9	38.138	166.8			1:58.997	134.2	2:37.135	
3	35.294	233.6	34.464	183.6	41.782	172.8	1:51.540	10	1:03.957		1:21.287	77.2	1:19.657	159.2	3:44.901	
4	34.811	227.3	33.498	180.0	41.018	172.8	1:49.327	11	45.272	128.5	45.666	126.2	1:10.271	124.7	2:41.209	
5	34.809	231.1	33.429	188.9	40.624	173.1	1:48.862	12	51.071	112.6	48.199	146.1	56.506	174.1	2:35.776	
6	34.607	229.2	33.484	188.4	40.295	167.1	1:48.386	13			1:07.360	199.3		173.8	1:47.333	
7	34.946	230.1	33.291	188.9	40.909	172.5	1:49.146									

37 MUNNICH							DEU		SEAT Leon WTCC							I
1	47.191	221.3	35.836	173.5	41.841	174.4	2:04.868	3	35.383	236.1	34.067	177.3	41.783	175.5	1:51.233	
2	35.024	214.4	34.163	184.1	42.561	173.5	1:51.748									

38 BASSENG							DEU		SEAT Leon WTCC							I
1	42.744	234.6	33.377	192.4	41.361	174.4	1:57.482	8	33.763	238.1	32.913	206.7	39.391	175.5	1:46.067	
2	34.137	236.1	32.886	209.7	39.755	173.1	1:46.778	9	50.292	105.7	49.290	117.8	1:08.150	101.0	2:47.732	
3	34.263	235.6	33.189	187.4	39.456	175.5	1:46.908	10	1:09.570	88.2	1:17.292	69.7	1:18.630	116.6	3:45.492	
4	33.833	236.6	32.957	206.7	39.145	176.1	1:45.935	11	45.623	143.7	48.217	112.1	1:09.206	110.5	2:43.046	
5	33.902	238.1	32.656	203.8	39.498	176.1	1:46.056	12	54.446	117.1	47.556	94.5	1:01.722	176.5	2:43.724	
6	33.762	239.7	32.800	210.3	40.648	172.1	1:47.210	13			1:06.577	194.5		176.1	1:46.398	
7	33.990	238.6	33.506	186.0	40.235	175.1	1:47.731									

55 O'YOUNG							HKG		BMW 320 TC							I
1	44.823	233.6	34.647	188.9	40.198	174.8	1:59.668	8	34.302	235.6	32.834	187.9	41.515	173.1	1:48.651	
2	34.586	238.6	33.433	202.6	40.665	175.1	1:48.684	9	41.272	127.9	47.307		1:08.912	130.0	2:37.491	
3	34.193	237.6	33.202	180.4	40.329	175.5	1:47.724	10	1:10.044		1:18.006	70.0	1:19.346	123.0	3:47.396	
4	34.446	236.6	33.356	186.0	40.017	174.8	1:47.819	11	46.176	136.5	46.027	113.9	1:10.579	138.1	2:42.782	
5	34.958	236.1	33.222	189.4	40.772	175.1	1:48.952	12	53.822	103.4	47.080	121.6	59.642	175.5	2:40.544	
6	34.635	232.6	33.621	198.2	40.315	175.5	1:48.571	13			1:07.066	196.6		175.8	1:48.002	
7	34.241	235.1	32.965	197.1	40.150	175.8	1:47.356									



Circuit Length - 4.545 kilometres
Marrakech
Morocco

Weather/Track: Sun 24C/Dry 31C

Printed at 16:58, Sunday, 07 April, 2013

© MST Systems Ltd, 2005 (www.mstworld.com)

Page 3

2013 FIA World Touring Car Championship

Race 2 - Sector Analysis Report

Lap S1 Time S1 Spd S2 Time S2 Spd S3 Time S3 Spd Lap Time Pit Lap S1 Time S1 Spd S2 Time S2 Spd S3 Time S3 Spd Lap Time Pit

73 BARTH							CHE			BMW 320 TC				I	
1	45.233	229.2	35.558	185.5	40.431	173.5	2:01.222	8	34.460	235.6	36.746	202.1	42.959	165.9	1:54.165
2	34.345	235.6	33.592	185.5	40.699	173.8	1:48.636	9	40.410	162.1	45.727		1:11.736	132.1	2:37.873
3	34.321	235.1	33.242	168.6	40.557	174.1	1:48.120	10	1:07.126		1:21.233	80.4	1:18.248	164.7	3:46.607
4	34.079	236.6	32.980	186.4	40.478	173.5	1:47.537	11	45.797	150.4	44.870	155.2	1:10.214	123.3	2:40.881
5	34.206	237.1	34.192	186.0	40.343	173.1	1:48.741	12	52.470	101.3	47.538	129.6	58.322	175.1	2:38.330
6	34.433	235.1	33.264	186.0	40.392	173.1	1:48.089	13			1:06.915	198.7			1:47.256
7	34.211	234.1	33.187	192.4	40.281	174.1	1:47.679								

74 ORIOLA							ESP			SEAT Leon WTCC					
1	41.207	234.6	33.547	196.6	39.699	173.1	1:54.453	8	33.980	233.6	32.766	191.9	39.567	173.8	1:46.313
2	34.213	230.6	32.925	199.3	39.535	173.1	1:46.673	9	49.872	108.3	48.780	117.6	1:08.826	96.9	2:47.478
3	34.301	230.6	32.796	184.5	40.101	172.5	1:47.198	10	1:09.095	84.4	1:16.529	78.6	1:18.850	122.5	3:44.474
4	33.993	233.6	32.711	195.0	39.984	173.5	1:46.688	11	46.570	141.3	48.531	117.2	1:09.072	109.2	2:44.173
5	33.974	235.1	32.877	185.5	39.935	173.5	1:46.786	12	54.451	111.8	47.907	101.2	1:02.687	174.1	2:45.045
6	33.904	233.1	33.030	198.2	39.633	173.1	1:46.567	13			1:06.983	191.9		171.8	1:46.705
7	33.997	235.6	32.771	201.0	39.430	174.1	1:46.198								



Weather/Track: Sun 24C/Dry 31C

Circuit Length - 4.545 kilometres
Marrakech
Morocco

2013 FIA World Touring Car Championship

Race 2 - Best Sector Speeds Report

SECTOR 1				SECTOR 2				SECTOR 3				
POS	NO	NAME	SPEED	LAP	NO	NAME	SPEED	LAP	NO	NAME	SPEED	LAP
1	17	NYKJAER	242.3	2	3	TARQUINI	219.2	5	9	MACDOWALL	178.9	2
2	9	MACDOWALL	241.8	5	5	MICHELISZ	212.1	8	12	MULLER	177.8	4
3	14	NASH	241.8	2	9	MACDOWALL	212.1	1	17	NYKJAER	177.8	5
4	23	CHILTON	241.8	4	14	NASH	211.5	2	23	CHILTON	177.8	4
5	12	MULLER	241.3	1	15	CORONEL	211.5	8	14	NASH	177.5	12
6	5	MICHELISZ	240.7	4	38	BASSENG	210.3	6	3	TARQUINI	176.5	3
7	3	TARQUINI	239.7	3	23	CHILTON	209.1	2	5	MICHELISZ	176.5	2
8	38	BASSENG	239.7	6	8	KOZLOVSKIY	204.9	3	38	BASSENG	176.5	12
9	55	O'YOUNG	238.6	2	12	MULLER	204.9	2	55	O'YOUNG	175.8	7
10	7	NG	237.1	1	7	NG	203.8	6	6	ENGSTLER	175.5	12
11	73	BARTH	237.1	5	55	O'YOUNG	202.6	2	37	MUNNICH	175.5	3
12	1	HUFF	236.6	1	6	ENGSTLER	202.1	8	15	CORONEL	175.1	12
13	6	ENGSTLER	236.6	5	73	BARTH	202.1	8	73	BARTH	175.1	12
14	37	MUNNICH	236.1	3	74	ORIOLA	201.0	7	7	NG	174.8	12
15	15	CORONEL	235.6	5	1	HUFF	199.8	1	8	KOZLOVSKIY	174.8	12
16	25	BENNANI	235.6	2	17	NYKJAER	199.8	6	25	BENNANI	174.4	12
17	74	ORIOLA	235.6	7	25	BENNANI	199.8	8	26	D'ASTE	174.1	12
18	8	KOZLOVSKIY	235.1	1	26	D'ASTE	199.3	13	74	ORIOLA	174.1	7
19	10	THOMPSON	234.6	1	19	MONJE	192.9	1	10	THOMPSON	173.8	1
20	26	D'ASTE	233.6	3	10	THOMPSON	190.4	1	19	MONJE	169.6	1
21	19	MONJE	232.1	1	37	MUNNICH	184.1	2	1	HUFF	135.0	1



Weather/Track: Sun 24C/Dry 31C

Circuit Length - 4.545 kilometres
Marrakech
Morocco

2013 FIA World Touring Car Championship

Race 2 - Best Sector Times Report

POS	NO	SECTOR 1		SECTOR 2		SECTOR 3		IDEAL/BEST LAP COMPARISON							
		TIME	LAP	NO	TIME	LAP	NO	TIME	LAP	NO	NAME	IDEAL	BEST	LAP	DIFF
1	23	33.470	7	23	32.151	3	38	39.145	4	23	CHILTON	1:45.270	1:45.545	3	+ 0.275
2	12	33.561	4	9	32.359	6	15	39.263	6	9	MACDOWAL	1:45.473	1:45.767	6	+ 0.294
3	9	33.664	4	3	32.377	5	14	39.355	4	38	BASSENG	1:45.563	1:45.935	4	+ 0.372
4	14	33.744	6	12	32.528	3	74	39.430	7	3	TARQUINI	1:45.575	1:45.860	6	+ 0.285
5	5	33.750	4	14	32.619	6	3	39.440	6	12	MULLER	1:45.654	1:46.074	3	+ 0.420
6	3	33.758	4	38	32.656	5	9	39.450	6	14	NASH	1:45.718	1:45.986	4	+ 0.268
7	38	33.762	6	15	32.668	7	12	39.565	8	15	CORONEL	1:45.951	1:46.214	13	+ 0.263
8	17	33.861	8	74	32.711	4	17	39.588	6	74	ORIOLO	1:46.045	1:46.198	7	+ 0.153
9	74	33.904	6	5	32.743	3	23	39.649	8	17	NYKJAER	1:46.396	1:46.221	13	+ 0.175
10	15	34.020	4	55	32.834	8	25	39.834	7	5	MICHELISZ	1:46.690	1:47.138	4	+ 0.448
11	73	34.079	4	25	32.936	7	7	39.989	7	25	BENNANI	1:46.913	1:47.133	7	+ 0.220
12	6	34.083	4	17	32.947	8	55	40.017	4	55	O'YOUNG	1:47.044	1:47.356	7	+ 0.312
13	7	34.141	8	73	32.980	4	6	40.045	3	7	NG	1:47.245	1:47.258	7	+ 0.013
14	25	34.143	4	7	33.115	7	8	40.119	4	6	ENGSTLER	1:47.258	1:46.945	13	+ 0.313
15	55	34.193	3	6	33.130	7	5	40.197	4	73	BARTH	1:47.340	1:47.256	13	+ 0.084
16	8	34.315	6	8	33.154	5	10	40.246	1	8	KOZLOVSKI	1:47.588	1:47.327	13	+ 0.261
17	26	34.607	6	26	33.291	7	73	40.281	7	26	D'ASTE	1:48.193	1:47.333	13	+ 0.860
18	37	35.024	2	1	33.583	1	26	40.295	6	37	MUNNICH	1:50.874	1:51.233	3	+ 0.359
19	19	41.073	1	19	33.974	1	37	41.783	3	1	HUFF	1:58.582	1:58.582	1	+ 0.000
20	1	41.754	1	37	34.067	3	1	43.245	1	10	THOMPSON	1:59.124	1:59.124	1	+ 0.000
21	10	44.187	1	10	34.691	1	19	44.078	1	19	MONJE	1:59.125	1:59.125	1	+ 0.000

'Perfect Lap' - 1:44.766



Circuit Length - 4.545 kilometres
Marrakech
Morocco

Weather/Track: Sun 24C/Dry 31C

2013 FIA World Touring Car Championship

RACE 2 - LAP CHART

Lap 1			Lap 2			Lap 3			Lap 4			Lap 5		
No	Behind	Laptime	No	Behind	Laptime	No	Behind	Laptime	No	Behind	Laptime	No	Behind	Laptime
74		1:54.453	74		1:46.673	74		1:47.198	74		1:46.688	74		1:46.786
12	2.052	1:56.505	12	1.731	1:46.352	12	0.607	1:46.074	12	0.386	1:46.467	12	0.345	1:46.745
14	2.407	1:56.860	23	2.686	1:46.681	23	1.033	1:45.545	23	0.838	1:46.493	23	0.960	1:46.908
23	2.678	1:57.131	38	3.134	1:46.778	38	2.844	1:46.908	38	2.091	1:45.935	38	1.361	1:46.056
38	3.029	1:57.482	14	3.159	1:47.425	14	3.321	1:47.360	14	2.619	1:45.986	14	1.871	1:46.038
3	3.399	1:57.852	3	3.993	1:47.267	3	4.541	1:47.746	3	4.241	1:46.388	3	3.376	1:45.921
9	3.656	1:58.109	9	4.179	1:47.196	9	4.728	1:47.747	9	4.524	1:46.484	9	4.478	1:46.740
1	4.129	1:58.582	15	5.215	1:47.743	15	5.477	1:47.460	15	5.813	1:47.024	15	5.965	1:46.938
15	4.145	1:58.598	55	7.226	1:48.684	55	7.752	1:47.724	55	8.883	1:47.819	55	11.049	1:48.952
10	4.671	1:59.124	17	7.564	1:48.668	17	8.024	1:47.658	17	9.134	1:47.798	17	11.389	1:49.041
19	4.672	1:59.125	6	8.170	1:48.582	6	8.686	1:47.714	6	10.007	1:48.009	6	11.810	1:48.589
55	5.215	1:59.668	73	8.732	1:48.636	73	9.654	1:48.120	73	10.503	1:47.537	73	12.458	1:48.741
17	5.569	2:00.022	25	9.636	1:48.969	25	10.393	1:47.955	25	11.151	1:47.446	25	13.420	1:48.531
6	6.261	2:00.714	7	10.879	1:49.603	5	11.225	1:47.213	5	11.675	1:47.138	25	13.823	1:49.458
73	6.769	2:01.222	5	11.210	1:48.912	7	12.732	1:49.051	7	14.142	1:48.098	7	15.464	1:48.108
25	7.340	2:01.793	26	12.608	1:49.813	8	14.907	1:48.893	8	16.292	1:48.073	8	17.644	1:48.138
7	7.949	2:02.402	8	13.212	1:50.018	26	16.950	1:51.540	26	19.589	1:49.327	26	21.665	1:48.862
5	8.971	2:03.424	37	15.490	1:51.748	37	19.525	1:51.233						
26	9.468	2:03.921												
8	9.867	2:04.320												
37	10.415	2:04.868												

Weather/Track: Sun 24C/Dry 31C

www.mstworld.com

Page 1 of 3

Marrakech
Circuit Length = 4.5450 km.
Start: 16:25 End: 16:53

Printed - 16:57 Sunday, 07 April 2013

2013 FIA World Touring Car Championship
RACE 2 - LAP CHART

(contd.)

Lap 6			Lap 7			Lap 8			Lap 9			Lap 10		
No	Behind	Laptime	No	Behind	Laptime	No	Behind	Laptime	No	Behind	Laptime	No	Behind	Laptime
74		1:46.567	74		1:46.198	74		1:46.313	74		2:47.478	74		3:44.474
12	0.437	1:46.659	12	0.488	1:46.249	12	0.300	1:46.125	12	0.947	2:48.125	12	1.141	3:44.668
23	1.395	1:47.002	23	1.043	1:45.846	23	0.790	1:46.060	23	1.518	2:48.206	23	1.772	3:44.728
14	1.960	1:46.656	14	2.677	1:46.915	14	2.655	1:46.291	14	2.811	2:47.634	14	3.641	3:45.304
38	2.004	1:47.210	38	3.537	1:47.731	38	3.291	1:46.067	38	3.545	2:47.732	38	4.563	3:45.492
3	2.669	1:45.860	3	3.840	1:47.369	15	8.340	1:48.521	15	4.427	2:43.565	15	7.146	3:47.193
9	3.678	1:45.767	9	4.333	1:46.853	17	13.478	1:47.189	17	5.201	2:39.201	17	8.060	3:47.333
15	6.042	1:46.644	15	6.132	1:46.288	55	16.549	1:48.651	55	6.562	2:37.491	55	9.484	3:47.396
17	11.741	1:46.919	17	12.602	1:47.059	6	17.593	1:48.613	6	8.484	2:38.369	6	10.949	3:46.939
55	13.053	1:48.571	55	14.211	1:47.356	5	19.068	1:49.599	5	11.415	2:39.825	25	12.161	3:44.692
6	13.502	1:48.259	6	15.293	1:47.989	25	20.175	1:50.229	25	11.943	2:39.246	7	13.303	3:45.356
73	13.980	1:48.089	73	15.461	1:47.679	7	21.080	1:49.936	7	12.421	2:38.819	73	15.841	3:46.607
5	14.491	1:47.638	5	15.782	1:47.489	73	23.313	1:54.165	73	13.708	2:37.873	8	16.753	3:46.111
25	15.324	1:48.068	25	16.259	1:47.133	8	25.519	1:50.335	8	15.116	2:37.075	26	19.303	3:44.901
7	16.397	1:47.500	7	17.457	1:47.258	26	29.219	1:49.100	26	18.876	2:37.135			
8	19.224	1:48.147	8	21.497	1:48.471									
26	23.484	1:48.386	26	26.432	1:49.146									

Weather/Track: Sun 24C/Dry 31C

www.mstworld.com

Page 2 of 3

Marrakech
 Circuit Length = 4.5450 km.
 Start: 16:25 End: 16:53

Printed - 16:57 Sunday, 07 April 2013

2013 FIA World Touring Car Championship
RACE 2 - LAP CHART

(contd.)

Lap 11			Lap 12			Lap 13			Lap 14			Lap 15		
No	Behind	Laptime	No	Behind	Laptime	No	Behind	Laptime	No	Behind	Laptime	No	Behind	Laptime
74		2:44.173	74		2:45.045	74		1:46.705						
12	1.151	2:44.183	12	0.514	2:44.408	12	0.430	1:46.621						
23	1.589	2:43.990	23	1.029	2:44.485	23	0.677	1:46.353						
14	2.773	2:43.305	14	1.411	2:43.683	14	0.948	1:46.242						
38	3.436	2:43.046	38	2.115	2:43.724	38	1.808	1:46.398						
15	6.039	2:43.066	15	2.519	2:41.525	15	2.028	1:46.214						
17	6.834	2:42.947	17	2.810	2:41.021	17	2.326	1:46.221						
55	8.093	2:42.782	55	3.592	2:40.544	6	4.377	1:46.945						
6	9.996	2:43.220	6	4.137	2:39.186	55	4.889	1:48.002						
25	10.831	2:42.843	25	4.779	2:38.993	7	6.273	1:47.748						
7	11.535	2:42.405	7	5.230	2:38.740	25	6.349	1:48.275						
73	12.549	2:40.881	73	5.834	2:38.330	73	6.385	1:47.256						
8	13.643	2:41.063	8	6.415	2:37.817	8	7.037	1:47.327						
26	16.339	2:41.209	26	7.070	2:35.776	26	7.698	1:47.333						

Weather/Track: Sun 24C/Dry 31C

www.mstworld.com

Page 3 of 3

Marrakech
Circuit Length = 4.5450 km.
Start: 16:25 End: 16:53

Printed - 16:57 Sunday, 07 April 2013