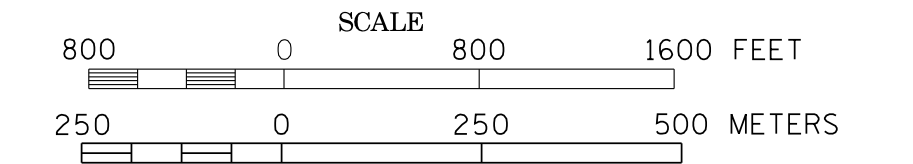
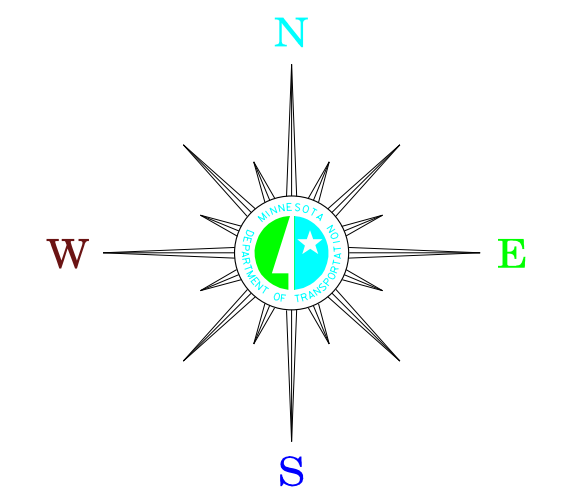


MUNICIPALITIES OF SAINT LOUIS CO.

PREPARED BY THE
MINNESOTA DEPARTMENT OF TRANSPORTATION
 OFFICE OF TRANSPORTATION DATA & ANALYSIS
 IN COOPERATION WITH
U.S. DEPARTMENT OF TRANSPORTATION
 FEDERAL HIGHWAY ADMINISTRATION

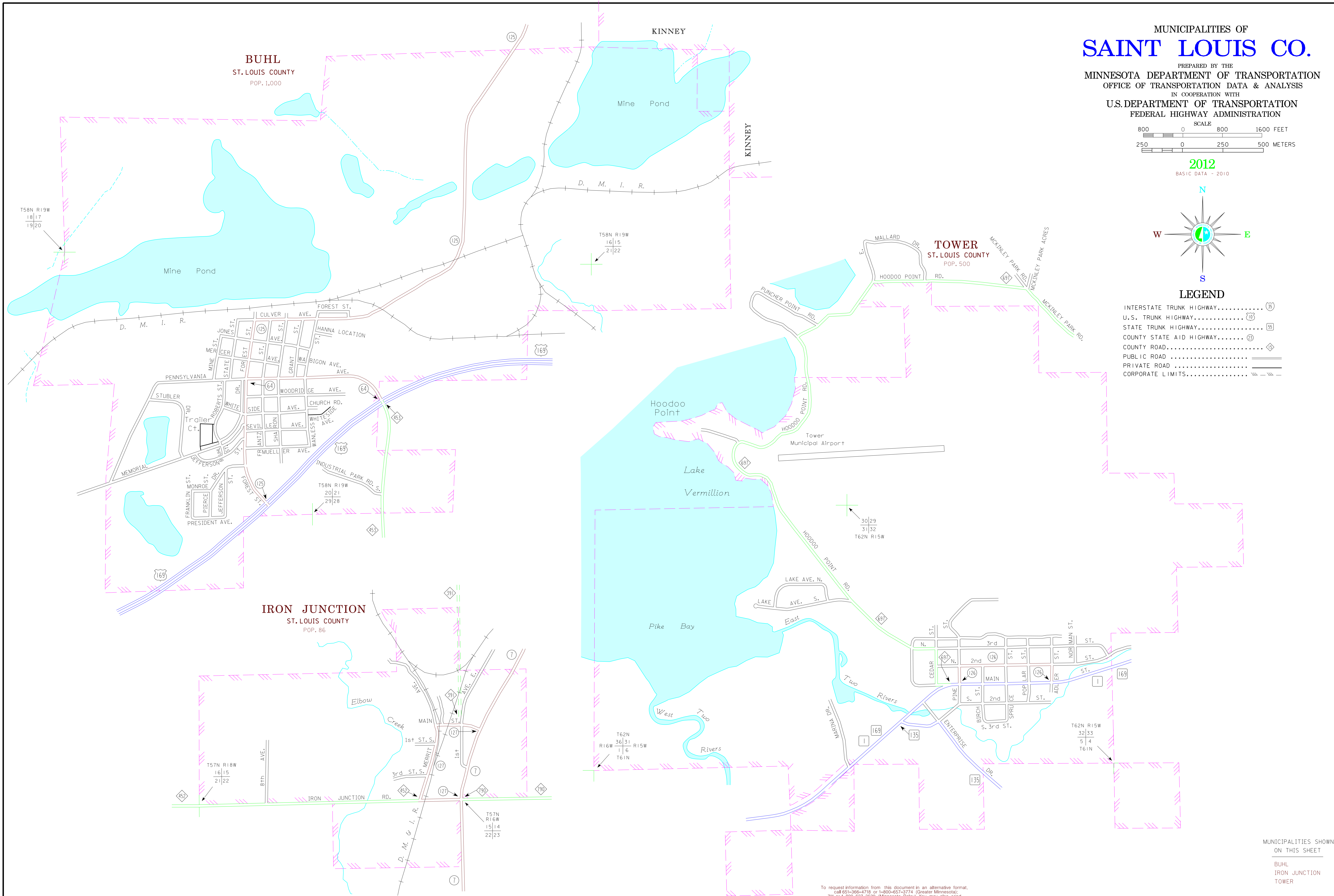


2012
 BASIC DATA - 2010



LEGEND

- INTERSTATE TRUNK HIGHWAY..... (35)
- U.S. TRUNK HIGHWAY..... (10)
- STATE TRUNK HIGHWAY..... (55)
- COUNTY STATE AID HIGHWAY..... (2)
- COUNTY ROAD..... (15)
- PUBLIC ROAD.....
- PRIVATE ROAD.....
- CORPORATE LIMITS.....



BUHL
 ST. LOUIS COUNTY
 POP. 1,000

TOWER
 ST. LOUIS COUNTY
 POP. 500

IRON JUNCTION
 ST. LOUIS COUNTY
 POP. 86

To request information from this document in an alternative format, call 651-366-4718 or 1-800-657-3774 (Greater Minnesota); 711 or 1-800-627-4329 (Minnesota Relay). You may also send an e-mail to ADArequest.dot@state.mn.us. (Please request at least one week in advance.)

NOTE: 2010 U.S. CENSUS FIGURES SHOWN FOR ALL MUNICIPALITIES UNLESS OTHERWISE STATED.

MUNICIPALITIES SHOWN ON THIS SHEET
 BUHL
 IRON JUNCTION
 TOWER