



ALL-TIME SERIES RECORDS

ALBANY • 1-0

5/21/2011 H W, 18-4

AMERICAN • 1-0

3/28/1992 A W, N/A

BALL STATE • 5-24/16/1982 A L, 11-5
5/8/1982 H L, 9-7
4/8/1983 A W, 12-6
4/20/1983 H W, 13-6
5/1/1984 H W, 20-9
5/3/1987 H W, 21-2
4/27/1990 H W, 16-1**BOSTON COLLEGE • 2-4**4/29/1983 A W, 9-8 (OT)
4/25/1987 N L, 10-9
3/25/1990 N L, 10-9
4/27/1991 A L, 19-4
4/18/1992 A L, N/A
5/14/2011 H W, 11-8**BOSTON UNIVERSITY • 3-0**4/13/1984 A W, 16-2
3/25/2007 A W, 17-4
3/9/2008 H W, 19-10**BOWLING GREEN • 1-0**

4/17/1982 A W, 20-1

BROWN • 2-34/22/1990 N W, 9-5
3/30/1991 N L, 8-6
3/24/1992 N L, N/A
4/8/2002 A L, 13-6
3/1/2003 A W, 11-10**CALIFORNIA • 8-0**4/11/2004 A W, 16-4
3/20/2005 H W, 18-6
3/23/2006 A W, 16-5
4/9/2007 H W, 22-8
2/17/2008 A W, 16-9
4/4/2009 H W, 21-4
2/28/2010 A W, 17-3
3/11/2011 H W, 19-8**CARLETON • 1-0**

4/19/1987 H W, 19-0

COLGATE • 2-05/1/2003 A W, 10-5
3/20/2004 H W, 7-5**CONNECTICUT • 5-0**4/6/2003 H W, 8-3
4/4/2004 A W, 18-4
4/3/2005 H W, 22-6
4/2/2006 A W, 16-8
4/1/2007 H W, 22-5**DARTMOUTH • 7-1**3/24/1982 N W, 12-11
3/22/1983 N W, 10-8 (OT)
3/27/1987 N W, 19-9
3/24/1988 N W, 21-7
3/23/1989 N W, 17-10
3/22/1990 N L, 8-7
5/20/2005 N W, 8-4
5/28/2006 N W, 7-4**DAVIDSON • 4-0**4/20/2002 N W, 7-6
4/21/2003 H W, 14-4
2/20/2004 A W, 25-6
4/27/2005 H W, 20-3**DELAWARE • 1-0**

3/24/2004 A W, 9-8 (30T)

DENISON • 5-14/24/1982 N W, 11-3
4/15/1983 N W, 14-5
4/7/1984 H W, 13-2
4/6/1985 A W, 14-2
4/5/1986 H W, 19-2
4/4/1992 A L, N/A**DENVER • 4-0**5/2/2004 H W, 16-4
2/27/2005 A W, 20-9
4/30/2006 H W, 19-10
1/23/2009 N W, 24-6**DICKINSON • 1-0**

3/21/1983 N W, 18-4

DREW • 1-0

3/23/1983 N W, 19-2

DREXEL • 1-25/2/1984 H W, 18-2
3/24/1991 N L, 6-4
4/26/1992 A L, N/A**DUKE • 10-2**2/22/2004 A L, 15-9
4/10/2005 H W, 16-3
4/7/2006 A L, 16-10
5/26/2006 N W, 11-10 (OT)
4/7/2007 H W, 17-5
4/6/2008 A W, 15-11
4/3/2009 H W, 13-7
4/9/2010 A W, 19-14
5/22/2010 H W, 18-8
4/2/2011 H W, 12-10
2/19/2012 A W, 13-5
5/19/2012 H W, 12-7**DUQUESNE • 5-0**4/14/2002 H W, 10-8
3/10/2003 A W, 10-4
3/7/2008 H W, 21-6
2/17/2009 A W, 20-6
3/12/2010 H W, 23-1**EARLHAM • 2-0**5/2/1982 A W, 14-5
4/24/1982 A W, 15-0**FLORIDA • 2-3**5/2/2010 H W, 19-5
4/14/2011 A L, 13-11
5/7/2011 N W, 10-9
4/21/2012 H L, 8-7
5/5/2012 A L, 14-7**GEORGETOWN • 5-0**4/10/1989 A W, 12-1
3/28/2008 H W, 7-6
3/7/2009 A W, 15-4
3/6/2010 H W, 15-10
3/5/2011 A W, 24-15**HARVARD • 1-2**5/8/1983 N L, 9-2
3/28/2002 N L, 9-3
3/2/2003 A W, 7-4**HOFSTRA • 4-0**2/24/2006 A W, 16-9
4/29/2007 H W, 16-4
2/26/2008 A W, 22-4
3/12/2009 H W, 20-6**HOLY CROSS • 1-0**

5/13/2007 H W, 19-7

INDIANA • 1-0

4/18/1987 H W, 28-1

JAMES MADISON • 3-14/25/1986 N W, 14-9
3/23/1987 N W, 10-5
3/27/1988 A L, 7-6
3/20/1989 A W, 9-7**JOHNS HOPKINS • 11-3**3/24/1983 N W, 17-3
3/26/2002 A L, 11-7
3/28/2003 A L, 14-7
4/25/2004 H W, 15-8
4/22/2005 A W, 12-3
4/23/2006 H W, 17-5
4/20/2007 A W, 12-5
5/6/2007 A W, 22-6
4/18/2008 H W, 14-12
4/17/2009 A W, 16-7
4/16/2010 H W, 11-7
4/16/2011 A L, 12-11
4/15/2012 H W, 16-12
5/4/2012 N W, 13-9**LAFAYETTE • 0-2**4/23/1989 A L, 9-6
4/21/1991 N L, 15-4**LAKE FOREST • 3-0**4/28/1982 H W, 13-1
4/13/1983 A W, 33-1
4/12/1986 H W, 24-0**LEHIGH • 1-0**

4/19/1985 H W, 7-6

LOUISVILLE • 1-0

3/7/2012 A W, 16-7

LOYOLA (MD.) • 1-14/11/1985 A L, 12-11
4/24/1986 N W, 9-6**MARIST • 1-0**

3/8/2002 N W, 15-12

MARYLAND • 6-74/14/1985 A L, 17-5
4/27/1986 A L, 11-6
5/11/1986 N L, 11-7
4/11/1987 A W, 9-8
4/9/1988 A W, 7-6
4/8/1989 A L, 8-7
4/7/1990 A L, 14-12 (OT)
4/5/1991 A L, 18-6
2/13/2006 A W, 13-8
4/16/2007 H W, 12-7
5/30/2010 N L, 13-11
5/29/2011 N W, 8-7
5/25/2012 N W, 9-7**MASSACHUSETTS • 11-1**4/30/1983 A L, 7-4
4/15/1984 N W, 6-3
3/23/1987 N W, 16-8
3/25/1988 N W, 13-7
4/30/1989 A W, 16-5
3/23/2007 N W, 18-4
3/16/2008 H W, 18-2
3/25/2009 A W, 22-5
5/10/2009 H W, 23-6
2/6/2010 N W, 18-6
3/26/2011 A W, 17-7
3/17/2012 H W, 19-7**MOUNT ST. MARY'S • 1-0**

5/12/2005 H W, 16-3

NAVY • 2-03/3/2011 A W, 18-8
3/25/2012 H W, 20-8**NEW HAMPSHIRE • 5-6**5/1/1983 N L, 8-2
4/14/1984 N W, 8-4
5/9/1984 N W, 6-2
4/16/1987 N L, 9-7 (OT)
5/6/1987 H L, 11-9
4/16/1988 N W, 6-5
4/29/1989 A W, 8-7
4/28/1991 N L, 18-3
4/17/1992 N L, N/A
4/6/2002 A L, 7-6
3/24/2005 A W, 14-9**NORTH CAROLINA • 10-2**2/20/2005 A W, 6-5
4/21/2006 H W, 18-10
5/20/2006 H W, 17-6
2/17/2007 A L, 9-8 (OT)
4/20/2008 H W, 16-3
3/2/2009 A W, 12-7
5/24/2009 N W, 21-7
4/18/2010 H L, 18-16
5/28/2010 N W, 15-10
2/25/2011 A W, 7-6 (OT)
5/27/2011 N W, 11-10
4/13/2012 H W, 7-6**NORTHEASTERN • 1-0**

3/23/1984 H W, 10-4

NOTRE DAME • 13-24/25/2002 H L, 11-3
4/26/2003 A L, 13-9
4/20/2004 H W, 9-5
5/13/2004 H W, 10-8
3/3/2005 A W, 18-11
3/19/2006 H W, 21-12
3/1/2007 A W, 18-10
4/9/2008 H W, 16-2
5/11/2008 H W, 15-7
2/20/2009 A W, 21-5
3/30/2010 H W, 15-5
5/15/2010 H W, 19-7
2/19/2011 A W, 14-11
4/25/2012 H W, 17-7
5/12/2012 H W, 12-7**OHIO • 6-0**5/8/1982 H W, 11-9
4/12/2002 H W, 9-8
3/8/2003 A W, 13-9
4/30/2004 H W, 25-7
3/5/2005 A W, 16-3
3/4/2006 H W, 19-3**OHIO STATE • 9-2**3/23/2002 H L, 16-4
3/23/2003 H L, 14-4
3/7/2004 A W, 9-6
5/5/2005 H W, 18-5
4/28/2006 A W, 16-4
4/27/2007 H W, 21-5
3/14/2008 A W, 21-5
4/22/2009 H W, 18-10
3/24/2010 A W, 17-10
4/22/2011 H W, 14-11
3/31/2012 N W, 13-12 (OT)**OHIO WESLEYAN • 1-0**

4/5/1992 A W, N/A

OLD DOMINION • 3-13/20/1984 A W, 9-2
3/20/1985 A W, 12-7
3/20/1988 A L, 11-6
3/17/1990 N W, 12-11 (OT)**OREGON • 2-0**2/26/2005 N W, 21-2
3/3/2012 H W, 15-2**PENN • 10-2**3/16/1984 N L, 7-5
3/12/2005 H W, 13-6
3/7/2006 A W, 17-8
3/9/2007 H W, 13-4
5/25/2007 A W, 12-2
4/27/2008 A L, 11-7
5/25/2008 A W, 10-6
4/25/2009 H W, 11-9
5/22/2009 N W, 13-12 (20T)
4/9/2010 A W, 12-8
4/10/2011 H W, 14-10
4/8/2012 A W, 14-6**PENN STATE • 15-4**4/28/1984 N L, 7-5
4/21/1985 A W, 8-6
5/11/1988 A L, 12-6
4/21/2002 A L, 13-10
4/19/2003 H L, 12-7
4/17/2004 A W, 13-11
4/15/2005 H W, 14-6
4/16/2006 A W, 19-9
4/14/2007 H W, 19-8
5/4/2007 N W, 19-7
4/13/2008 A W, 13-12
5/3/2008 H W, 15-7
4/12/2009 H W, 17-6
5/2/2009 A W, 13-3
4/11/2010 A W, 13-6
5/7/2010 N W, 15-9
4/8/2011 H W, 14-5
5/6/2011 N W, 14-3
4/6/2012 A W, 14-7**PRINCETON • 3-1**3/23/1990 N L, 6-4
5/15/2005 H W, 8-6
5/17/2008 H W, 18-11
5/16/2009 H W, 16-9**RANDOLPH-MACON • 1-0**

4/11/1988 N W, 21-1

RICHMOND • 4-43/19/1985 A W, 7-4
4/14/1987 A W, 17-6
4/12/1988 A W, 16-6
3/19/1989 A W, 5-1
3/20/1990 A L, 7-6

ALL-TIME SERIES RECORDS



Opponent.....	W-L	First	Last	Opponent.....	W-L	First	Last	Opponent.....	W-L	First	Last
Albany.....	1-0	2011	2011	Indiana.....	1-0	1987	1987	Rutgers.....	7-0	1988	2009
American.....	1-0	1992	1992	James Madison.....	3-1	1986	1989	Sacred Heart.....	2-0	2002	2003
Ball State.....	5-2	1982	1990	Johns Hopkins.....	11-3	1983	2012	Salisbury State.....	1-0	1987	1987
Boston College.....	2-4	1983	2011	Lafayette.....	0-2	1989	1991	Slippery Rock.....	1-0	1984	1984
Boston University.....	3-0	1984	2008	Lake Forest.....	3-0	1982	1986	Stanford.....	7-1	2003	2012
Bowling Green.....	1-0	1982	1982	Lehigh.....	1-0	1985	1985	Syracuse.....	10-1	2003	2012
Brown.....	2-3	1990	2003	Louisville.....	1-0	2012	2012	Temple.....	0-8	1984	1990
California.....	8-0	2004	2011	Loyola (Md.).....	1-1	1985	1986	Trenton State.....	4-3	1982	1992
Carleton.....	1-0	1987	1987	Marist.....	1-0	2002	2002	UC Santa Barbara.....	1-0	1991	1991
Colgate.....	2-0	2003	2004	Maryland.....	5-7	1985	2011	UMBC.....	1-1	1986	1992
Connecticut.....	5-0	2003	2007	Massachusetts.....	11-1	1983	2011	USC.....	0-0	2013	N/A
Dartmouth.....	7-1	1982	2006	Mount St. Mary's.....	1-0	2005	2005	Vanderbilt.....	11-3	2002	2012
Davidson.....	4-0	2002	2005	Navy.....	2-0	2011	2012	Vermont.....	1-0	1986	1986
Delaware.....	1-0	2004	2004	New Hampshire.....	5-6	1983	2005	Virginia.....	7-5	1987	2012
Denison.....	5-1	1982	1992	North Carolina.....	10-2	2005	2012	Virginia Tech.....	1-2	2002	2003
Denver.....	4-0	2004	2009	Northeastern.....	1-0	1985	1985	West Chester.....	1-0	1986	1986
Dickinson.....	1-0	1983	1983	Notre Dame.....	13-2	2002	2012	Wheaton (Mass.).....	2-0	1982	1983
Drew.....	1-0	1983	1983	Ohio.....	6-0	1982	2006	William & Mary.....	3-4	1985	2011
Drexel.....	1-2	1984	1992	Ohio State.....	9-2	2002	2012	Wisconsin.....	1-0	1988	1988
Duke.....	10-2	2004	2012	Ohio Wesleyan.....	1-0	1992	1992	Wittenberg.....	1-0	1982	1982
Duquesne.....	5-0	2002	2010	Old Dominion.....	3-1	1984	1990	Yale.....	2-1	1984	1986
Earlham.....	2-0	1982	1983	Oregon.....	2-0	2005	2012	TOTALS.....	275-88		
Florida.....	2-3	2010	2012	Penn.....	10-2	1984	2012				
Georgetown.....	5-0	1989	2011	Penn State.....	15-4	1984	2012				
Harvard.....	1-2	1983	2003	Princeton.....	3-1	1990	2009				
Hofstra.....	4-0	2006	2009	Randolph-Macon.....	1-0	1988	1988				
Holy Cross.....	1-0	2007	2007	Richmond.....	4-4	1985	2002				

NU operated as a club team from 1993-2001; games from those years are NOT included.

2013 opponents in bold.

4/8/1991 A L, 14-8
 3/23/1992 A L, N/A
 3/10/2002 N L, 13-6

RUTGERS • 7-0

4/17/1988 N W, 16-3
 2/28/2004 A W, 14-3
 4/1/2005 H W, 10-5
 2/26/2006 A W, 18-3
 4/23/2007 H W, 15-4
 2/24/2008 A W, 21-4
 3/14/2009 H W, 24-1

SACRED HEART • 2-0

3/30/2002 A W, 13-5
 3/5/2003 H W, 17-4

SALISBURY STATE • 1-0

4/13/1987 N W, 16-4

SLIPPERY ROCK • 1-0

4/27/1984 A W, 13-3

STANFORD • 7-1

4/11/2003 H L, 9-5
 4/9/2004 A W, 11-5
 4/8/2005 H W, 16-3
 3/25/2006 A W, 19-8
 5/14/2006 H W, 17-9
 2/26/2010 A W, 18-11
 4/24/2011 H W, 12-11
 2/10/2012 A W, 18-6

SYRACUSE • 10-1

5/3/2003 A L, 14-3
 3/31/2006 A W, 13-11

3/30/2007 H W, 10-7
 5/19/2007 H W, 14-9
 3/24/2008 A W, 19-7
 5/23/2008 N W, 16-8
 3/22/2009 H W, 19-8
 3/21/2010 A W, 13-12
 3/23/2011 H W, 16-11
 2/29/2012 A W, 11-9 (OT)
 5/27/2012 N W, 8-6

TEMPLE • 0-8

3/23/1984 A L, 13-9
 5/12/1984 A L, 16-7
 3/22/1985 A L, 11-10 (OT)
 3/22/1986 A L, 15-6
 4/22/1986 N L, 7-6
 4/22/1988 A L, 19-9
 4/21/1989 A L, 10-7
 4/9/1990 A L, 14-5

TRENTON STATE • 4-3

3/23/1982 N L, 9-8
 3/17/1986 A W, 12-6
 3/22/1987 N W, 18-3
 4/24/1988 N W, 11-5
 4/20/1990 A W, 10-8
 4/19/1991 A L, 17-10
 4/27/1992 A L, N/A

UC SANTA BARBARA • 1-0

3/25/1991 N W, 12-6

UMBC • 1-1

4/21/1986 A W, 14-3
 3/26/1992 A L, N/A

VANDERBILT • 11-3

5/4/2002 H L, 13-7
 3/25/2003 A L, 15-8
 5/6/2004 H L, 10-9 (OT)
 5/1/2005 A W, 18-8
 5/5/2006 H W, 14-9
 2/25/2007 A W, 20-2
 3/30/2008 H W, 14-8
 5/4/2008 H W, 14-3
 2/27/2009 A W, 22-10
 5/1/2009 N W, 15-10
 4/24/2010 H W, 27-9
 5/8/2010 N W, 23-14
 2/27/2011 A W, 17-6
 3/23/2012 H W, 13-6

VERMONT • 1-0

3/18/1986 N W, 15-1

VIRGINIA • 7-5

4/12/1987 N L, 13-11
 4/10/1988 N W, 7-6
 4/9/1989 N L, 8-6
 4/8/1990 N L, 11-8
 4/7/1991 A L, 21-2
 5/16/2004 A L, 15-11
 5/22/2005 N W, 13-10
 5/27/2007 N W, 15-13
 4/19/2009 A W, 11-10
 4/30/2010 H W, 11-8 (OT)
 4/30/2011 A W, 8-4
 4/28/2012 H W, 13-6

VIRGINIA TECH • 1-2

4/1/2002 H L, 10-5
 4/13/2003 A L, 14-9
 3/28/2004 H W, 12-11

WEST CHESTER • 1-0

3/21/1986 N W, 9-8

WHEATON (MASS.) • 2-0

3/25/1982 N W, 17-2
 3/25/1983 N W, 7-2

WILLIAM & MARY • 4-4

4/13/1985 H W, 11-6
 3/19/1986 A W, 10-7
 3/22/1988 A L, 10-5
 3/22/1989 A L, 10-5
 3/18/1990 A L, 16-5
 3/26/1991 A L, 21-7
 3/19/2011 N W, 18-8
 3/10/2012 H W, 19-7

WISCONSIN • 1-0

4/30/1988 H W, 25-0

WITTENBERG • 1-0

4/24/1982 A W, 25-7

YALE • 2-1

3/25/1984 H W, 7-5
 3/24/1985 H L, 9-8
 3/23/1986 N W, 9-4

YEAR-BY-YEAR RESULTS



**CINDY
TIMCHAL**
1982-1990
Record: 76-40
NCAA Record: 1-9

1982

Record: 8-3

3/23	L	vs. Trenton State ^	9-8
3/24	W	vs. Dartmouth ^	12-11
3/25	W	vs. Wheaton (Ma.) ^	17-2
4/16	L	at Ball State	11-5
4/17	W	at Bowling Green	20-1
4/24	W	vs. Denison	11-3
4/24	W	at Wittenberg	25-7
4/28	W	LAKE FOREST	13-1
5/2	W	at Earlham	14-5
5/3	L	BALL STATE	9-7
5/8	W	OHIO	11-9

^ Eckerd College Tournament

1983

Record: 11-3

3/21	W	vs. Dickinson ^	18-4
3/22	W	vs. Dartmouth ^	10-8 (OT)
3/23	W	vs. Drew ^	19-2
3/24	W	vs. Johns Hopkins ^	17-3
3/25	W	vs. Wheaton (Ma.) ^	7-2
4/8	W	at Ball State	12-6
4/13	W	at Lake Forest	33-1
4/15	W	vs. Denison	14-5
4/20	W	BALL STATE	13-6
4/24	W	at Earlham	15-0
4/29	W	at Boston College	9-8 (OT)
4/30	L	at Massachusetts	7-4
5/1	L	vs. New Hampshire	8-2
5/8	L	vs. Harvard w	9-4

^ Eckerd College Tournament

1984

Record: 10-4

3/16	L	vs. Penn	7-5
3/20	W	at Old Dominion	9-2
3/23	L	at Temple	13-9
3/25	W	YALE	7-5
3/27	W	DREXEL	18-2
4/7	W	DENISON	13-2
4/13	W	at Boston University	16-2
4/14	W	vs. New Hampshire	8-4
4/15	W	vs. Massachusetts	6-3
4/27	W	at Slippery Rock	13-3
4/28	L	at Penn State	16-6
5/1	W	BALL STATE	20-9
5/9	W	vs. New Hampshire w	6-2
5/12	L	at Temple w	16-7

1985

Record: 7-4

3/19	W	at Richmond	7-4
3/20	W	at Old Dominion	12-7
3/22	L	at Temple	11-10 (OT)
3/23	W	NORTHEASTERN	10-4
3/24	L	YALE	9-8
4/6	W	at Denison	14-2
4/11	L	at Loyola (Md.)	12-11
4/13	W	WILLIAM & MARY	11-6
4/14	L	at Maryland	17-5
4/19	W	LEHIGH	7-6
4/21	W	at Penn State	8-6

1986

Record: 10-4

3/17	W	at Trenton State	12-6
3/18	W	vs. Vermont	15-1

3/19	W	at William & Mary	10-7
3/21	W	vs. West Chester	9-8
3/22	L	at Temple	15-6
3/23	W	vs. Yale	9-4
4/5	W	DENISON	19-2
4/12	W	LAKE FOREST	24-0
4/21	W	at UMBC	14-3
4/22	L	vs. Temple	7-6
4/24	W	at Loyola (Md.)	9-6
4/25	W	vs. James Madison	14-9
4/27	L	at Maryland	11-6
5/11	L	vs. Maryland w	11-7

1987

Record: 10-4

3/22	W	vs. Trenton State	18-3
3/23	W	vs. James Madison	10-5
3/25	W	vs. Massachusetts	16-8
3/27	W	vs. Dartmouth	19-9
4/11	W	at Maryland	9-8
4/12	L	vs. Virginia	13-11
4/13	W	vs. Salisbury State	16-4
4/14	W	at Richmond	17-6
4/18	W	INDIANA	28-1
4/19	W	CARLETON	19-0
4/25	L	vs. Boston College	10-9
4/16	L	vs. New Hampshire	9-7 (OT)
5/3	W	BALL STATE	21-2
5/6	L	NEW HAMPSHIRE w	11-9

1988

Record: 10-5

3/20	L	at Old Dominion	11-6
3/22	L	at William & Mary	10-5
3/24	W	vs. Dartmouth	12-7
3/25	W	vs. Massachusetts	13-7
3/27	L	at James Madison	7-6
4/9	W	at Maryland	7-6
4/10	W	vs. Virginia	7-6
4/11	W	vs. Randolph-Macon	21-1
4/12	W	at Richmond	16-6
4/16	W	vs. New Hampshire	6-5
4/17	W	vs. Rutgers	16-3
4/22	L	at Temple	19-9
4/24	W	vs. Trenton State	11-5
4/30	W	WISCONSIN	25-0
5/11	L	at Penn State w	12-6

1989

Record: 6-5

3/19	W	at Richmond	5-1
3/20	W	at James Madison	9-7
3/22	L	at William & Mary	10-5
3/23	W	vs. Dartmouth	17-10
4/8	L	at Maryland	8-7
4/9	L	vs. Virginia	8-6
4/10	W	at Georgetown	12-1
4/21	L	at Temple	10-7
4/23	L	at Lafayette	9-6
4/29	W	at New Hampshire	8-7
4/30	W	at Massachusetts	9-5

1990

Record: 4-8

3/17	W	vs. Old Dominion	12-11 (OT)
3/18	L	at William & Mary	16-5
3/20	L	at Richmond	7-6
3/22	L	vs. Dartmouth	8-7
3/23	L	vs. Princeton	6-4
3/25	L	vs. Boston College	10-9
4/7	L	at Maryland	14-12 (OT)
4/8	L	vs. Virginia	11-8
4/9	L	at Temple	14-5
4/20	W	at Trenton State	10-8
4/22	W	vs. Brown	9-5
4/27	W	BALL STATE	16-1



**ROBIN
CUMMINGS**
1991
Record: 1-10
NCAA Record: 0-0

1991

Record: 1-10

3/24	L	vs. Drexel	6-4
3/25	W	vs. UC Santa Barbara	12-6
3/26	L	at William & Mary	21-7
3/30	L	vs. Brown	8-6
4/5	L	at Maryland	18-6
4/7	L	at Virginia	21-2
4/8	L	at Richmond	14-8
4/19	L	at Trenton State	17-10
4/21	L	vs. Lafayette	15-4
4/27	L	at Boston College	19-4
4/28	L	vs. New Hampshire	18-3



**PATTI
BOSSIO**
1992
Record: 2-8
NCAA Record: 0-0

1992

Record: 2-8

3/23	L	at Richmond	
3/24	L	vs. Brown	
3/26	L	at UMBC	
3/28	W	at American	
4/4	L	at Denison	
4/5	W	at Ohio Wesleyan	
4/17	L	vs. New Hampshire	
4/18	L	at Boston College	
4/26	L	at Drexel	
4/27	L	at Trenton State	

NOTE: After operating as a varsity program for 11 years, the team became a club program in 1993 before being reinstated to varsity status for the 2002 season.



**KELLY
AMONTE HILLER**
2002-Present
Record: 196-30
ALC Record: 55-13
NCAA Record: 32-2

2002

Record: 5-10; ALC: 2-4 (5th)

3/8	W	vs. Marist	15-12
3/10	L	vs. Richmond	13-6
3/23	L	OHIO STATE *	16-4
3/26	L	at Johns Hopkins *	11-7
3/28	L	vs. Harvard	9-3
3/30	W	at Sacred Heart	13-5
4/1	L	VIRGINIA TECH	10-5
4/6	L	at New Hampshire	7-6
4/8	L	at Brown	13-6
4/12	W	OHIO *	9-8
4/14	W	DUQUESNE	10-8
4/20	W	vs. Davidson *	7-6
4/21	L	at Penn State *	13-10
4/25	L	NOTRE DAME	11-3
5/4	L	VANDERBILT *	13-7

2003

Record: 8-8; ALC: 2-4 (5th)

3/1	W	at Brown	11-10
3/2	W	at Harvard	7-4
3/5	W	SACRED HEART	17-4
3/8	W	at Ohio *	13-9
3/10	W	at Duquesne	10-4
3/23	L	OHIO STATE *	14-4
3/25	L	at Vanderbilt *	15-8
3/28	L	at Johns Hopkins *	14-7
4/6	W	CONNECTICUT	8-6
4/11	L	STANFORD	9-5
4/13	L	at Virginia Tech	14-9
4/19	L	PENN STATE *	12-7
4/21	W	DAVIDSON *	14-4
4/26	L	at Notre Dame	13-9
5/1	W	at Colgate	10-5
5/3	L	at Syracuse	14-3

2004

Record: 15-3; ALC: 5-1 (T-1st)

NCAA Quarterfinalist

2/20	W	at Davidson *	25-6
2/22	L	at Duke	15-9
2/28	W	at Rutgers	14-3
3/7	W	at Ohio State *	9-6
3/20	W	COLGATE	7-5
3/24	W	at Delaware	9-8 (30T)
3/28	W	VIRGINIA TECH	12-11
4/4	W	at Connecticut	18-4
4/9	W	at Stanford	11-5
4/11	W	at California	16-4
4/17	W	at Penn State *	13-11
4/20	W	NOTRE DAME	9-5
4/25	W	JOHNS HOPKINS *	15-8
4/30	W	OHIO *	25-7
5/2	W	DENVER	16-4
5/6	L	VANDERBILT *	10-9 (OT)
5/13	W	NOTRE DAME w	10-8
5/16	L	at Virginia w	15-11

YEAR-BY-YEAR RESULTS



2005

Record: 21-0; ALC: 6-0 (1st)

NCAA Champions

2/20	W	at North Carolina	6-5
2/26	W	vs. Oregon	21-2
2/27	W	at Denver	20-9
3/3	W	at Notre Dame	18-11
3/5	W	at Ohio *	16-3
3/12	W	PENN	13-6
3/20	W	CALIFORNIA	18-6
3/24	W	at New Hampshire	14-9
4/1	W	RUTGERS	10-5
4/3	W	CONNECTICUT	22-6
4/8	W	STANFORD	16-3
4/10	W	DUKE	16-3
4/15	W	PENN STATE *	14-6
4/27	W	DAVIDSON *	20-3
4/22	W	at Johns Hopkins *	12-3
5/1	W	at Vanderbilt *	18-8
5/5	W	OHIO STATE *	18-5
5/12	W	MOUNT ST. MARY'S w	16-3
5/15	W	PRINCETON w	8-6
5/20	W	vs. Dartmouth w	8-4
5/22	W	vs. Virginia w	13-10

2006

Record: 20-1; ALC: 5-0 (1st)

NCAA Champions

2/13	W	at Maryland	13-8
2/24	W	at Hofstra	16-9
2/26	W	at Rutgers	18-3
3/4	W	OHIO *	19-3
3/7	W	at Penn	17-8
3/19	W	NOTRE DAME	21-12
3/23	W	at California	16-5
3/25	W	at Stanford	19-8
3/31	W	at Syracuse	13-11
4/2	W	at Connecticut	16-8
4/7	L	at Duke	16-10
4/16	W	at Penn State *	19-9
4/21	W	NORTH CAROLINA	18-10
4/23	W	JOHNS HOPKINS *	17-5
4/28	W	at Ohio State *	16-4
4/30	W	DENVER	19-10
5/5	W	VANDERBILT *	14-9
5/14	W	STANFORD w	17-9
5/20	W	NORTH CAROLINA w	17-6
5/26	W	vs. Duke w	11-10 (OT)
5/28	W	vs. Dartmouth w	7-4

2007

Record: 21-1; ALC: 6-0 (1st)

NCAA Champions

2/17	L	at North Carolina	9-8 (OT)
2/25	W	at Vanderbilt *	20-2
3/1	W	at Notre Dame	18-10
3/9	W	PENN	13-4
3/23	W	at Massachusetts	18-4
3/25	W	at Boston University	17-4
3/30	W	SYRACUSE	10-7
4/1	W	CONNECTICUT	22-5
4/7	W	DUKE	17-5
4/9	W	CALIFORNIA	22-8
4/14	W	PENN STATE *	19-8
4/16	W	MARYLAND	12-7
4/20	W	at Johns Hopkins *	12-5
4/23	W	RUTGERS	15-4
4/27	W	OHIO STATE *	21-5
4/29	W	HOFSTRA	16-4
5/4	W	vs. Penn State ^	19-7
5/6	W	at Johns Hopkins ^	22-6
5/13	W	HOLY CROSS w	19-7
5/19	W	SYRACUSE w	14-9
5/25	W	at Penn w	12-2
5/27	W	vs. Virginia w	15-13

[^] ALC Championship (Baltimore, Md.)

2008

Record: 21-1; ALC: 6-0 (1st)

NCAA Champions

2/17	W	at California	16-9
2/24	W	at Rutgers	21-4
2/26	W	at Hofstra	22-4
3/7	W	DUQUESNE	21-6
3/9	W	BOSTON UNIV.	19-10
3/14	W	at Ohio State *	21-5
3/16	W	MASSACHUSETTS	18-2
3/24	W	at Syracuse	19-7
3/28	W	GEORGETOWN	7-6
3/30	W	VANDERBILT *	14-8
4/6	W	at Duke	15-11
4/9	W	NOTRE DAME	16-2
4/13	W	at Penn State *	13-12
4/18	W	JOHNS HOPKINS *	14-12
4/20	W	NORTH CAROLINA	16-3
4/27	L	at Penn	11-7
5/3	W	PENN STATE ^	15-7
5/4	W	VANDERBILT ^	14-3
5/11	W	NOTRE DAME w	15-7
5/17	W	PRINCETON w	18-11
5/23	W	vs. Syracuse w	16-8
5/25	W	vs. Penn w	10-6

[^] ALC Championship (Evanston, Ill.)

2009

Record: 23-0; ALC: 6-0 (1st)

NCAA Champions

1/23	W	vs. Denver	24-6
2/17	W	at Duquesne	20-6
2/20	W	at Notre Dame	21-5
2/27	W	at Vanderbilt *	22-10
3/2	W	at North Carolina	12-7
3/7	W	at Georgetown	15-4
3/12	W	HOFSTRA	20-6
3/14	W	RUTGERS	24-1
3/22	W	SYRACUSE	19-8
3/25	W	at Massachusetts	22-5
4/3	W	DUKE	13-7
4/4	W	CALIFORNIA	21-4
4/12	W	PENN STATE *	17-6
4/17	W	at Johns Hopkins *	16-7
4/19	W	at Virginia	11-10
4/22	W	OHIO STATE *	18-10
4/25	W	PENN	11-9
5/1	W	vs. Vanderbilt ^	15-10
5/2	W	at Penn State ^	13-3
5/10	W	MASSACHUSETTS w	23-6
5/16	W	PRINCETON w	16-9
5/22	W	vs. Penn w	13-12 (2OT)
5/24	W	vs. North Carolina w	21-7

[^] ALC Championship (University Park, Pa.)

2010

Record: 20-2; ALC: 7-0 (1st)

NCAA Runner-Up

2/6	W	vs. Massachusetts	18-6
2/26	W	at Stanford	18-11
2/28	W	at California	17-3
3/6	W	GEORGETOWN	15-10
3/12	W	DUQUESNE	23-1
3/21	W	at Syracuse	13-12
3/24	W	at Ohio State *	17-10
3/30	W	NOTRE DAME	15-5
4/3	W	at Duke	19-14
4/9	W	at Penn	12-8
4/11	W	at Penn State *	13-6
4/16	W	JOHNS HOPKINS *	11-7
4/18	L	NORTH CAROLINA	18-16
4/24	W	VANDERBILT *	27-9
4/30	W	VIRGINIA	11-8 (OT)
5/2	W	FLORIDA *	19-5
5/7	W	vs. Penn State ^	15-9
5/8	W	vs. Vanderbilt ^	23-14

5/15	W	NOTRE DAME w	19-7
5/22	W	DUKE w	18-8
5/28	W	vs. North Carolina w	15-10
5/30	L	vs. Maryland w	13-11

[^] ALC Championship (Columbus, Ohio)

2011

Record: 21-2; ALC: 3-2 (1st)

NCAA Champions

2/19	W	at Notre Dame	14-11
2/25	W	at North Carolina	7-6 (OT)
2/27	W	at Vanderbilt *	17-6
3/3	W	at Navy	18-8
3/5	W	at Georgetown	24-15
3/11	W	CALIFORNIA	19-8
3/19	W	vs. William & Mary *	18-8
3/23	W	SYRACUSE	16-11
3/26	W	at Massachusetts	17-7
4/2	W	DUKE	12-10
4/8	W	PENN STATE *	14-5
4/10	W	PENN	14-10
4/14	L	at Florida *	13-11
4/16	L	at Johns Hopkins *	12-11
4/22	W	OHIO STATE *	14-11
4/24	W	STANFORD	12-11
4/30	W	at Virginia	8-4
5/6	W	vs. Penn State ^	14-3
5/7	W	vs. Florida ^	10-9
5/14	W	BOSTON COLLEGE w	11-8
5/21	W	ALBANY w	18-4
5/27	W	vs. North Carolina w	11-10
5/29	W	vs. Maryland w	8-7

[^] ALC Championship (Nashville, Tenn.)

2012

Record: 21-2; ALC: 4-1 (2nd)

NCAA Champions

2/10	W	at 6 Stanford	18-6
2/19	W	at 5 Duke	13-5
2/29	W	at 9 Syracuse	11-9
3/3	W	OREGON	15-2
3/7	W	at Louisville	16-7
3/10	W	WILLIAM & MARY	19-7
3/17	W	19 MASSACHUSETTS	19-7
3/23	W	11 VANDERBILT *	13-6
3/25	W	NAVY	20-8
3/31	W	vs. 14 Ohio State *	13-12 (OT)
4/6	W	12 Penn State	14-7
4/8	W	8 Penn	14-6
4/13	W	3 NORTH CAROLINA	7-6
4/15	W	19 JOHNS HOPKINS *	16-12
4/21	L	5 FLORIDA *	8-7
4/25	W	6 NOTRE DAME	17-7
4/28	W	9 Virginia	13-6
5/4	W	vs. 19 Johns Hopkins ^	13-9
5/5	L	3 Florida ^	14-7
5/12	W	8 NOTRE DAME w	12-7
5/19	W	7 DUKE w	12-7
5/25	W	vs. 3 Maryland	9-7
5/27	W	vs. 2 Syracuse	8-6

Home games in CAPS

* American Lacrosse Conference games
w NCAA tournament games

PROGRAM RECORDS

CONSECUTIVE VICTORIES:
41 – May 3, 2008 to April 18, 2010

CONSECUTIVE HOME VICTORIES:
58 – May 13, 2004 to April 18, 2010
* NCAA Record

CONSECUTIVE ROAD VICTORIES:
22 – February 17, 2009 to March 26, 2011

CONSECUTIVE CONFERENCE VICTORIES:
38 – March 5, 2005 to April 8, 2011



YEAR-BY-YEAR RESULTS

YEAR-BY-YEAR RESULTS

Year	W-L	Pct.	GF	GA	Home	Away	Neutral	ALC	Place	GF	GA	Head Coach
1982	8-3	.727	143	68	2-1	3-1	3-1	—	—	—	—	Cindy Timchal
1983	11-3	.786	174	66	1-0	4-1	6-2	—	—	—	—	Cindy Timchal
1984	10-4	.714	141	87	4-0	3-3	3-1	—	—	—	—	Cindy Timchal
1985	7-4	.636	109	86	3-1	4-3	0-0	—	—	—	—	Cindy Timchal
1986	10-4	.714	160	90	2-0	4-2	4-2	—	—	—	—	Cindy Timchal
1987	10-4	.714	209	89	3-1	2-0	5-3	—	—	—	—	Cindy Timchal
1988	10-5	.667	166	105	1-0	2-5	7-0	—	—	—	—	Cindy Timchal
1989	6-5	.545	101	80	0-0	5-4	1-1	—	—	—	—	Cindy Timchal
1990	4-8	.333	114	118	1-0	1-4	2-4	—	—	—	—	Cindy Timchal (76-40 Overall)
1991	1-10	.091	66	163	0-0	0-6	1-4	—	—	—	—	Robin Cummings (1-10 Overall)
1992	2-8	.200	55	99	0-0	2-6	0-2	—	—	—	—	Patti Bossio (2-8 Overall)
<i>Northwestern operated as a club program from 1993-2001</i>												
2002	5-10	.333	111	145	2-4	1-4	2-2	2-4	5th	44	67	Kelly Amonte Hiller
2003	8-8	.500	142	151	3-3	5-5	0-0	2-4	5th	53	68	Kelly Amonte Hiller
2004	15-3	.833	238	145	7-1	8-2	0-0	5-1	T-1st	96	48	Kelly Amonte Hiller
2005	21-0	1.000	317	124	11-0	7-0	3-0	6-0	1st	98	26	Kelly Amonte Hiller
2006	20-1	.952	333	165	8-0	10-1	2-0	5-0	1st	85	30	Kelly Amonte Hiller
2007	21-1	.955	361	135	12-0	7-1	2-0	6-0*	1st	113	49	Kelly Amonte Hiller
2008	21-1	.955	347	154	12-0	7-1	2-0	6-0*	1st	91	47	Kelly Amonte Hiller
2009	23-0	1.000	407	158	10-0	9-0	4-0	6-0*	1st	101	46	Kelly Amonte Hiller
2010	20-2	.909	365	194	9-1	7-0	4-1	7-0*	1st	125	60	Kelly Amonte Hiller
2011	21-2	.913	318	197	9-0	7-2	5-0	5-2*	1st	91	59	Kelly Amonte Hiller
2012	21-2	.913	307	172	12-1	5-1	4-0	5-2	2nd	83	68	Kelly Amonte Hiller (196-30 Overall)
TOTALS	275-88	.757	4,684	2,791	112-13	103-52	60-23	55-13	—	974	568	

NORTHWESTERN NCAA TOURNAMENT HISTORY

33-7 OVERALL RECORD (.825)

Best All-Time NCAA Tournament Winning Percentage

1983—Head Coach: Cindy Timchal
Harvard 9, Northwestern 8 (*First Round*) *

1984—Head Coach: Cindy Timchal
Northwestern 6, New Hampshire 2 (*First Round*) *
Temple 16, Northwestern 7 (*Quarterfinal*)

1986—Head Coach: Cindy Timchal
Maryland 11, Northwestern 7 (*First Round*)

1987—Head Coach: Cindy Timchal
New Hampshire 11, Northwestern 9 (*First Round*) *

1988—Head Coach: Cindy Timchal
Penn State 12, Northwestern 6 (*First Round*)

Timchal's NCAA Record: 1-5

* Home Tournament Games

2004—Head Coach: Kelly Amonte Hiller
Northwestern 10, Notre Dame 8 (*First Round*) *
Virginia 15, Northwestern 11 (*Quarterfinal*)

2005—Head Coach: Kelly Amonte Hiller
Northwestern 16, Mt. St. Mary's 3 (*First Round*) *
Northwestern 8, Princeton 6 (*Quarterfinal*) *
Northwestern 8, Dartmouth 4 (*Semifinal*) *
Northwestern 13, Virginia 10 (*Final*)

2006—Head Coach: Kelly Amonte Hiller
Northwestern 17, Stanford 9 (*First Round*) *
Northwestern 17, North Carolina 6 (*Quarterfinal*) *
Northwestern 11, Duke 10 - OT (*Semifinal*)
Northwestern 7, Dartmouth 4 (*Final*)

2007—Head Coach: Kelly Amonte Hiller
Northwestern 19, Holy Cross 7 (*First Round*) *
Northwestern 14, Syracuse 9 (*Quarterfinal*) *
Northwestern 12, Penn 2 (*Semifinal*)
Northwestern 15, Virginia 13 (*Final*)

2008—Head Coach: Kelly Amonte Hiller
Northwestern 15, Notre Dame 7 (*First Round*) *
Northwestern 18, Princeton 11 (*Quarterfinal*) *
Northwestern 16, Syracuse 8 (*Semifinal*)
Northwestern 10, Penn 6 (*Final*)

2009—Head Coach: Kelly Amonte Hiller
Northwestern 23, UMass 6 (*First Round*) *
Northwestern 16, Princeton 9 (*Quarterfinal*) *
Northwestern 13, Penn 12 - 2OT (*Semifinal*)
Northwestern 21, North Carolina 7 (*Final*)

2010—Head Coach: Kelly Amonte Hiller
Northwestern 19, Notre Dame 7 (*First Round*) *
Northwestern 18, Duke 8 (*Quarterfinal*) *
Northwestern 15, North Carolina 10 (*Semifinal*)
Maryland 13, Northwestern 11 (*Final*)

2011—Head Coach: Kelly Amonte Hiller
Northwestern 11, Boston College 8 (*First Round*) *
Northwestern 18, Albany 4 (*Quarterfinal*) *
Northwestern 11, North Carolina 10 (*Semifinal*)
Northwestern 8, Maryland 7 (*Final*)

2012—Head Coach: Kelly Amonte Hiller
Northwestern 12, Notre Dame 7 (*First round*) *
Northwestern 12, Duke 7 (*Second round*) *
Northwestern 9, Maryland 7 (*Semifinal*)
Northwestern 8, Syracuse 6 (*Final*)

Amonte Hiller's NCAA Record: 32-2

2005 Final Four in Annapolis, Md.
2006 Final Four in Boston, Mass.
2007 Final Four in Philadelphia, Pa.
2008, 09, 10 Final Four in Towson, Md.
2011 Final Four in Stony Brook, N.Y.
2012 Final Four in Stony Brook, N.Y.

WILDCAT SINGLE-GAME RECORDS



NORTHWESTERN TEAM SINGLE-GAME RECORDS

GOALS:	<i>33, at Lake Forest (April 13, 1983)</i> 27, vs. Vanderbilt (April 24, 2010)
GOALS ALLOWED (Fewest):	0, vs. Wisconsin (April 30, 1988) 0, vs. Carleton (April 19, 1987) 0, vs. Lake Forest (April 12, 1986) 0, at Earlham (April 24, 1983) 1, vs. Duquesne (March 12, 2010) 1, vs. Rutgers (March 14, 2009)
MARGIN OF VICTORY:	<i>32, at Lake Forest (W 33-1, April 13, 1983)</i> 23, vs. Rutgers (W 24-1, March 14, 2009)

Records listed in italics come from the first era of lacrosse at Northwestern (1982-1992).



Two-time Tewaaraton Trophy winner **HANNAH NIELSEN** holds both the Northwestern and NCAA single-game assist record, dishing out 10 at Duquesne on Feb. 17, 2009.

NORTHWESTERN INDIVIDUAL SINGLE-GAME RECORDS

POINTS

- 13, Kate Oleykowski vs. Ball State (May 3, 1987)
- 12, Hannah Nielsen at Duquesne (Feb. 17, 2009)
- 12, Kristen Kjellman vs. Connecticut (April 3, 2005)
- 10, Shannon Smith vs. Georgetown (March 5, 2011)
- 10, Shannon Smith vs. Vanderbilt (May 8, 2010)
- 10, Hannah Nielsen vs. Rutgers (March 14, 2009)
- 9, 12 different players; most recent:
Katrina Dowd vs. Penn State (May 7, 2010)
Danielle Spencer vs. Vanderbilt (April 24, 2010)
Shannon Smith vs. Massachusetts (Feb. 6, 2010)

GOALS

- 9, Antoinette Lucas vs. Dartmouth (March 23, 1989)
- 9, Kathleen Kochmansky vs. Ball State (May 6, 1984)
- 9, Kathleen Kochmansky vs. Dartmouth (March 24, 1982)
- 8, Danielle Spencer vs. Vanderbilt (April 24, 2010)
- 8, Kristen Kjellman at Connecticut (April 4, 2004)
- 7, Shannon Smith vs. Stanford (April 24, 2011)
- 7, Shannon Smith vs. Vanderbilt (May 8, 2010)
- 7, Katrina Dowd vs. North Carolina (April 18, 2010)
- 7, Katrina Dowd vs. Princeton (May 16, 2009)
- 7, Katrina Dowd vs. Massachusetts (May 10, 2009)
- 7, Hannah Nielsen vs. Syracuse (March 22, 2009)
- 7, Aly Josephs vs. Mount St. Mary's (May 12, 2005)

ASSISTS

- 10, Hannah Nielsen at Duquesne (Feb. 17, 2009) *
- 8, Hannah Nielsen vs. Rutgers (March 14, 2009)
- 7, Hannah Nielsen vs. Hofstra (April 29, 2007)
- 7, Hannah Nielsen vs. Ohio State (April 27, 2007)
- 7, Maureen Mullen vs. Rutgers (April 17, 1988)
- 7, Kate Oleykowski vs. Ball State (May 3, 1987)
- 6, Hannah Nielsen vs. North Carolina (May 24, 2009)
- 6, Hannah Nielsen vs. Princeton (May 16, 2009)
- 6, Kristen Kjellman vs. Davidson (April 17, 2005)
- 6, Lindsey Munday vs. Davidson (April 17, 2005)
- 6, Kristen Kjellman vs. Connecticut (April 3, 2005)

GROUND BALLS

- 9, Christy Finch vs. Rutgers (April 23, 2007)
- 9, Kristen Kjellman at Stanford (March 25, 2006)
- 8, Sarah Albrecht at Stanford (March 25, 2006)
- 8, Kristen Kjellman at Rutgers (Feb. 26, 2006)
- 7, Annie Elliott at Johns Hopkins (May 6, 2007)
- 7, Meredith Frank vs. Hofstra (April 29, 2007)
- 7, Kristen Kjellman vs. Maryland (April 16, 2007)
- 7, Morgan Lathrop vs. Stanford (May 14, 2006)
- 7, Hannah Nielsen at Syracuse (March 31, 2006)
- 7, Ashley Koester vs. Mount St. Mary's (May 12, 2005)

DRAW CONTROLS

- 10, Alyssa Leonard at Navy (March 3, 2011)
- 10, Danielle Spencer at Duke (April 3, 2010)
- 10, Kristen Kjellman at Rutgers (Feb. 26, 2006)
- 9, Taylor Thornton vs. Ohio State (March 31, 2012)
- 9, Alyssa Leonard vs. Stanford (Feb. 10, 2012)
- 9, Alyssa Leonard vs. Florida (May 7, 2011)
- 9, Danielle Spencer vs. Princeton (May 16, 2009)
- 9, Kristen Kjellman vs. Holy Cross (May 13, 2007)
- 9, Meredith Frank vs. California (April 9, 2007)
- 9, Kristen Kjellman at Vanderbilt (May 1, 2005)
- 9, Courtney Koester vs. Oregon (Feb. 26, 2005)
- 9, Courtney Koester at Connecticut (April 4, 2004)
- 11, 8, 10 different players; most recent:
Alyssa Leonard vs. Duke (May 19, 2012)
Alyssa Leonard vs. Notre Dame (May 12, 2012)
Alyssa Leonard vs. Penn (April 10, 2011)
Danielle Spencer vs. North Carolina (May 28, 2010)
Danielle Spencer at Penn (April 9, 2010)
Shannon Smith vs. Georgetown (March 6, 2010)
Danielle Spencer vs. Massachusetts (Feb. 6, 2010)

CAUSED TURNOVERS

- 8, Christy Finch at Penn State (April 13, 2008)
- 6, Alex Frank vs. William & Mary (March 10, 2012)
- 6, Christy Finch vs. Massachusetts (March 16, 2008)
- 6, Christy Finch vs. Rutgers (April 23, 2007)
- 6, Christy Finch vs. Penn (March 9, 2007)
- 5, eight different players; most recent:
Alex Frank vs. Massachusetts (Feb. 6, 2010)

SAVES

- 15, Morgan Lathrop at Hofstra (Feb. 24, 2006)
- 15, Ashley Gersuk at Johns Hopkins (March 26, 2002)
- 14, Morgan Lathrop vs. Maryland (April 16, 2004)
- 14, Ashley Gersuk at Stanford (April 9, 2004)
- 14, Ashley Gersuk vs. Ohio State (March 23, 2003)
- 13, Morgan Lathrop vs. Vanderbilt (May 5, 2006)
- 13, Ashley Gersuk vs. Connecticut (April 6, 2003)
- 13, Ashley Gersuk vs. Notre Dame (April 25, 2002)
- 9, 12, seven different players; most recent:
Brianna LoManto vs. Duke (May 22, 2010)

Active players in **bold**

* NCAA single-game record

NOTE: Single game statistics unavailable from 1982 to 1992, with ground ball, draw control and caused turnover statistics only available since the 2003 season.

SINGLE-GAME LEADERS

EIGHT-POINT GAMES:

15 — Hannah Nielsen (2006-09)

FIVE-GOAL GAMES:

19 — Hilary Bowen (2006-09)

17 — Kristen Kjellman (2004-07)

15 — Shannon Smith (2006-09)

FIVE-ASSIST GAMES:

11 — Hannah Nielsen (2006-09)

TEN-SAVE GAMES:

20 — Ashley Gersuk (2002-05)

16 — Morgan Lathrop (2006-09)




WILDCAT SEASON RECORDS

NORTHWESTERN TEAM SEASON RECORDS

WINS:	23.....2009
	<i>11.....1983</i>
POINTS:	570 (23 games)2009
	<i>335 (14 games).....1987</i>
GOALS:	407 (23 games)2009
	<i>209 (14 games).....1987</i>
ASSISTS:	168 (22 games)2007
	<i>126 (14 games).....1987</i>
GROUND BALLS:	510 (22 games)2006
DRAW CONTROLS:	389 (23 games)2009
CAUSED TURNOVERS:	218 (22 games)2007, 2005
SAVES:	168 (22 games)2010
	<i>157 (15 games).....1988</i>
GOALS AGAINST:	66 (14 games)1983
	124 (21 games)2005
GOALS AGAINST AVERAGE:	4.71 (66 goals in 14 games).....1983
	5.90 (124 goals in 21 games)2005

Records listed in italics come from the first era of lacrosse at Northwestern (1982-1992).



DANIELLE SPENCER set a Northwestern record with 110 draw controls in 2010, which led the country and ranks third on the NCAA's all-time single-season list.

NORTHWESTERN INDIVIDUAL SEASON RECORDS

POINTS

1.	Hannah Nielsen.....2009	142
2.	Shannon Smith.....2011	128
3.	Hannah Nielsen.....2007	119
4.	Hannah Nielsen.....2008	114
5.	Katrina Dowd.....2010	110
6.	Lindsey Munday.....2005	107
7.	Shannon Smith.....2010	102
	Kate Oleykowski.....1987	102
9.	Hilary Bowen.....2008	101
10.	Kristen Kjellman.....2006	98

GOALS

1.	Shannon Smith.....2011	86
2.	Hilary Bowen.....2008	81
3.	Katrina Dowd.....2010	77
4.	Kate Oleykowski.....1987	76
5.	Katrina Dowd.....2009	75
6.	Kristen Kjellman.....2006	72
7.	Shannon Smith.....2010	69
8.	Kate Oleykowski.....1986	68
9.	Kristen Kjellman.....2007	66
	Shannon Smith.....2012	66

ASSISTS

1.	Hannah Nielsen *.....2009	83
2.	Hannah Nielsen.....2007	69
3.	Hannah Nielsen.....2008	63
4.	Lindsey Munday.....2005	54
5.	Lindsey Munday.....2006	50
6.	Shannon Smith.....2011	42
7.	Hilary Bowen.....2007	36
8.	Katrina Dowd.....2010	33
	Shannon Smith.....2010	33
10.	Kristen Kjellman.....2005	32
	Maureen Mullen.....1988	32

GROUND BALLS

1.	Taylor Thornton.....2012	58
	Christy Finch.....2008	58
	Ashley Koester.....2005	58
4.	Sarah Albrecht.....2006	57
5.	Kristen Kjellman.....2006	55
6.	Christy Finch.....2007	53
7.	Christy Finch.....2006	50
8.	Kristen Kjellman.....2005	46
9.	Morgan Lathrop.....2009	45
10.	Courtney Koester.....2005	44

DRAW CONTROLS

1.	Danielle Spencer.....2010	110
2.	Kristen Kjellman.....2006	91
	Alyssa Leonard.....2011	91
4.	Alyssa Leonard.....2012	90
5.	Kristen Kjellman.....2007	80
6.	Courtney Koester.....2005	73
7.	Hannah Nielsen.....2009	72
8.	Taylor Thornton.....2012	71
9.	Alex Frank.....2011	69
10.	Sarah Albrecht.....2006	65
	Kristen Kjellman.....2005	65

CAUSED TURNOVERS

1.	Christy Finch.....2008	70
2.	Christy Finch.....2007	59
3.	Alex Frank.....2012	36
4.	Christy Finch.....2006	33
5.	Lacey Vigmostad.....2012	29
	Taylor Thornton.....2010	29
	Alex Frank.....2009	29
	Courtney Koester.....2005	29
9.	Taylor Thornton.....2012	28
	Meredith Frank.....2007	28
11.	Kristen Kjellman.....2007	26
	Lindsay Finocchiaro.....2005	26
	Lacey Vigmostad.....2011	26

SAVES

1.	Morgan Lathrop.....2007	160
2.	Brianne LoManto.....2010	159
3.	Johanna Kung.....1988	157
4.	Brianne LoManto.....2011	149
5.	Ashley Gersuk.....2004	146
6.	Ann Heatherington.....1991	140
7.	Ashley Gersuk.....2003	139
8.	Ashley Gersuk.....2002	137
9.	Morgan Lathrop.....2006	133
10.	Morgan Lathrop.....2009	131
	Brianne LoManto.....2012	131

SAVE PERCENTAGE

1.	Morgan Lathrop.....2007	576
2.	Ashley Gersuk.....2004	512
3.	Morgan Lathrop.....2009	492
4.	Ashley Gersuk.....2002	490
5.	Morgan Lathrop.....2006	487
6.	Ashley Gersuk.....2005	484
7.	Ashley Gersuk.....2003	480
8.	Brianne LoManto.....2010	469
9.	Morgan Lathrop.....2008	467

GOALS AGAINST AVERAGE

1.	Ashley Gersuk.....2005	5.90
2.	Morgan Lathrop.....2007	5.92
3.	Morgan Lathrop.....2009	6.52
4.	Morgan Lathrop.....2008	6.87
5.	Brianne LoManto.....2012	7.17
6.	Morgan Lathrop.....2006	7.99
7.	Ashley Gersuk.....2004	8.01
8.	Brianne LoManto.....2011	8.29
9.	Brianne LoManto.....2010	8.95
10.	Ashley Gersuk.....2003	9.44

Active players in **bold** ... * Denotes NCAA record holder

NOTE: Ground ball, draw control, caused turnover, save percentage and GAA statistics unavailable prior to 2002.

WILDCAT CAREER RECORDS



NORTHWESTERN CAREER RECORDS

NORTHWESTERN 200-POINT CLUB

1. Hannah Nielsen2006-09.....	398
2. Shannon Smith2009-12.....	362
3. Kristen Kjellman2004-07.....	349
4. Hilary Bowen2006-09.....	299
5. Kate Oleykowski1984-87.....	289
6. Lindsey Munday2003-06.....	269
7. Katrina Dowd2007-10.....	267
8. Danielle Spencer2007-10.....	238
9. Kathleen Kochmansky1982-85.....	235
10. Maureen Mullen1986-89.....	211
11. Meredith Frank2006-09.....	210
12. Aly Josephs2004-07.....	208

GOALS

1. Shannon Smith2009-12.....	254
2. Kristen Kjellman2004-07.....	250
3. Kate Oleykowski1984-87.....	228
4. Hilary Bowen2006-09.....	219
5. Katrina Dowd2007-10.....	209
6. Kathleen Kochmansky1982-85.....	198
7. Danielle Spencer2007-10.....	193
8. Aly Josephs2004-07.....	187
9. Hannah Nielsen2006-09.....	174
10. Meredith Frank2006-09.....	152

ASSISTS

1. Hannah Nielsen *2006-09.....	224
2. Lindsey Munday2003-06.....	128
3. Shannon Smith2009-12.....	108
4. Kristen Kjellman2004-07.....	99
5. Maureen Mullen1986-89.....	94
6. Hilary Bowen2006-09.....	80
7. Sarah Albrecht2002-06.....	71
8. Laura Glassanos2003-06.....	65
9. Kate Oleykowski1984-87.....	61
10. Katrina Dowd2007-10.....	58
Meredith Frank2006-09.....	58

DRAW CONTROLS

1. Kristen Kjellman2004-07.....	268
2. Danielle Spencer2007-10.....	203
3. Courtney Koester2002-05.....	201
4. Hannah Nielsen2006-09.....	199
5. Alex Frank2009-12.....	198
6. Meredith Frank2006-09.....	183
7. Alyssa Leonard 2011-present..	181
8. Alex Frank 2009-present ...	174
9. Taylor Thornton 2010-present..	153
10. Sarah Albrecht2002-06.....	122

GROUND BALLS

1. Christy Finch2005-08.....	183
2. Ashley Koester2002-05.....	177
3. Kristen Kjellman2004-07.....	165
4. Sarah Albrecht2002-06.....	157
5. Morgan Lathrop2006-09.....	150
6. Courtney Koester2002-05.....	146
7. Taylor Thornton 2010-present..	134
8. Lacey Vigmostad2009-12.....	131
9. Meredith Frank2006-09.....	130
10. Alex Frank2009-12.....	122

CAUSED TURNOVERS

1. Christy Finch2005-08.....	183
2. Alex Frank2009-12.....	107
3. Sarah Albrecht2002-06.....	87
4. Lacey Vigmostad2009-12.....	84
5. Courtney Koester2002-05.....	80
6. Meredith Frank2006-09.....	76
7. Taylor Thornton 2010-present.....	72
8. Kristen Kjellman2004-07.....	70
9. Lindsay Finocchiaro2004-07.....	67
10. Ashley Koester2002-05.....	58

SAVES

1. Morgan Lathrop2006-09.....	553
2. Ashley Gersuk2002-05.....	526
3. Johanna Kung1985-88.....	452
4. Brianne LoManto2009-12.....	448
5. Jane Billeter1983-84.....	236
6. Ann Heatherington 1991	140
7. Shana Fineburg 1990	108
8. Brenda Schumacher 1989	88
9. Abby Bangser2004-07.....	44
10. Darby St. Clair-Barrie2008-11.....	22

Active players in **bold**

* NCAA record holder

NOTE:

Ground ball, draw control and caused turnover statistics unavailable prior to 2002.



CHRISTY FINCH, a two-time IWLCA Defender of the Year and 2008 Tewaaraton Trophy finalist, ranks first in program history in both ground balls (183) and draw controls (183).



KATE OLEYKOWSKI was Northwestern's first three-time first team All-American, capturing the honors in 1985, '86 and '87. She still ranks second all-time in program history in goals (228), fourth in points (289) and eighth in assists (61).



HONORS AND AWARDS

WILDCAT NATIONAL ACCOLADES

TEWAARATON TROPHY WINNERS

2006 Kristen Kjellman
 2007 Kristen Kjellman
 2008 Hannah Nielsen
 2009 Hannah Nielsen
 2011 Shannon Smith

HONDA SPORTS AWARD

2005 Kristen Kjellman
 2006 Kristen Kjellman
 2007 Kristen Kjellman
 2008 Hannah Nielsen
 2009 Hannah Nielsen
 2011 Shannon Smith
 2012 Taylor Thornton

BIG TEN CONFERENCE SUZY FAVOR AWARD

1987 Jennifer Averill
 2008 Hannah Nielsen
 2011 Shannon Smith

IWLCA

MIDFIELDER OF THE YEAR

2005 Kristen Kjellman
 2006 Kristen Kjellman
 2007 Kristen Kjellman
 2008 Hannah Nielsen
 2009 Hannah Nielsen

IWLCA

ATTACKER OF THE YEAR

2010 Katrina Dowd
 2011 Shannon Smith

IWLCA

DEFENDER OF THE YEAR

2005 Courtney Koester
 2007 Christy Finch
 2008 Christy Finch
 2011 Taylor Thornton

IWLCA NATIONAL

COACH OF THE YEAR

2005 Kelly Amonte Hiller
 2008 Kelly Amonte Hiller
 2009 Kelly Amonte Hiller
 2011 Kelly Amonte Hiller
 2012 Kelly Amonte Hiller

U.S. LACROSSE

HALL OF FAME INDUCTEE

2012 Kelly Amonte Hiller

LACROSSE MAGAZINE PERSON OF THE YEAR

2008 Kelly Amonte Hiller

INSIDE LACROSSE PLAYER OF THE YEAR

2011 Shannon Smith

INSIDE LACROSSE ATTACKER OF THE YEAR

2011 Shannon Smith

INSIDE LACROSSE MIDFIELDER OF THE YEAR

2005 Kristen Kjellman
 2006 Kristen Kjellman
 2007 Kristen Kjellman
 2008 Hannah Nielsen

INSIDE LACROSSE DEFENDER OF THE YEAR

2005 Courtney Koester
 2007 Christy Finch
 2008 Christy Finch
 2011 Taylor Thornton

INSIDE LACROSSE GOALKEEPER OF THE YEAR

2007 Morgan Lathrop

INSIDE LACROSSE ROOKIE OF THE YEAR

2004 Kristen Kjellman

INSIDE LACROSSE COACH OF THE YEAR

2005 Kelly Amonte Hiller

NCAA CHAMPIONSHIP MOST OUTSTANDING PLAYER

2005 Kristen Kjellman
 2006 Sarah Albrecht
 2007 Hilary Bowen
 2008 Hilary Bowen
 2009 Katrina Dowd
 2011 Shannon Smith
 2012 Shannon Smith

CoSIDA ACADEMIC

ALL-AMERICAN OF THE YEAR

2005 Courtney Koester
 2009 Hilary Bowen

ALC ACCOLADES

ALC PLAYER OF THE YEAR

2005 Kristen Kjellman
 2006 Kristen Kjellman
 2007 Kristen Kjellman
 2008 Hannah Nielsen
 2009 Hannah Nielsen
 2010 Katrina Dowd
 2012 Taylor Thornton

ALC GOALIE OF THE YEAR

2005 Ashley Gersuk
 2007 Morgan Lathrop
 2009 Morgan Lathrop

ALC ROOKIE OF THE YEAR

2004 Kristen Kjellman
 2006 Meredith Frank
 2011 Alyssa Leonard

ALC COACH OF THE YEAR

2004 Kelly Amonte Hiller
 2005 Kelly Amonte Hiller
 2006 Kelly Amonte Hiller
 2007 Kelly Amonte Hiller
 2009 Kelly Amonte Hiller
 2010 Kelly Amonte Hiller
 2012 Kelly Amonte Hiller

ALC CHAMPIONSHIP MVP

2007 Hannah Nielsen
 2008 Hannah Nielsen
 2009 Hannah Nielsen
 2010 Katrina Dowd
 2011 Shannon Smith

ALC CHAMPIONSHIP ALL-TOURNAMENT TEAM

2007 Christy Finch
 Meredith Frank
 Kristen Kjellman
 Hannah Nielsen (MVP)
 2008 Hilary Bowen
 Quinn Cammarota
 Christy Finch
 Hannah Nielsen (MVP)
 2009 Katrina Dowd
 Alexandra Frank
 Morgan Lathrop
 Hannah Nielsen (MVP)
 Shannon Smith
 2010 Katrina Dowd (MVP)
 Gabriella Flibotte
 Shannon Smith
 Danielle Spencer
 Taylor Thornton
 2011 Alyssa Leonard
 Brianne LoManto
 Colleen Magarity
 Shannon Smith (MVP)
 Taylor Thornton

ALC ALL-CONFERENCE

2002 Kate Darmody (1st)
 2003 Courtney Koester (1st)
 Laura Glassanos (2nd)
 Ashley Koester (2nd)
 Lindsey Munday (2nd)
 2004 Kristen Kjellman (1st)
 Courtney Koester (1st)
 Sarah Albrecht (2nd)
 Ashley Gersuk (2nd)
 Ashley Koester (2nd)
 Lindsey Munday (2nd)
 2005 Ashley Gersuk (1st)
 Kristen Kjellman (1st)
 Courtney Koester (1st)
 Lindsey Munday (1st)
 Sarah Albrecht (2nd)
 Ashley Koester (2nd)
 2006 Sarah Albrecht (1st)
 Lindsay Finocchiaro (1st)
 Kristen Kjellman (1st)
 Lindsey Munday (1st)
 Meredith Frank (2nd)
 Aly Josephs (2nd)
 2007 Christy Finch (1st)
 Meredith Frank (1st)
 Morgan Lathrop (1st)
 Hannah Nielsen (1st)
 Lindsay Finocchiaro (2nd)
 Aly Josephs (2nd)
 2008 Hilary Bowen (1st)
 Christy Finch (1st)
 Hannah Nielsen (1st)
 Meredith Frank (2nd)
 Morgan Lathrop (2nd)
 Danielle Spencer (2nd)
 2009 Hilary Bowen (1st)
 Katrina Dowd (1st)
 Morgan Lathrop (1st)
 Hannah Nielsen (1st)
 Danielle Spencer (1st)
 Maggie Bremer (2nd)
 Alexandra Frank (2nd)
 Meredith Frank (2nd)
 Kristin McCandlish (2nd)
 2010 Katrina Dowd (1st)
 Shannon Smith (1st)
 Danielle Spencer (1st)
 Alexandra Frank (2nd)
 Colleen Magarity (2nd)
 Taylor Thornton (2nd)
 2011 Alex Frank (1st)
 Colleen Magarity (1st)
 Shannon Smith (1st)
 Taylor Thornton (1st)
 2012 Erin Fitzgerald (1st)
 Shannon Smith (1st)
 Taylor Thornton (1st)
 Alex Frank (2nd)
 Lacey Vigmostad (2nd)

HONORS AND AWARDS



ACADEMIC ALL-BIG TEN

NORTHWESTERN FEMALE ATHLETE OF THE YEAR

- 1987 Jennifer Averill
- 2006 Kristen Kjellman
- 2008 Hannah Nielsen
- 2009 Hannah Nielsen
- 2010 Katrina Dowd
- 2011 Shannon Smith
- 2012 Taylor Thornton

NORTHWESTERN'S BOB VOIGHTS

COACH OF THE YEAR

- 2005 Kelly Amonte Hiller
- 2007 Kelly Amonte Hiller
- 2008 Kelly Amonte Hiller
- 2009 Kelly Amonte Hiller

CoSIDA ACADEMIC ALL-AMERICANS

- 2004 Courtney Koester (3rd)
- 2005 Courtney Koester (1st)
- 2008 Hilary Bowen (1st)
- 2009 Hilary Bowen (1st)

IWLCA ACADEMIC HONOR ROLL

- 2004 Courtney Koester
Donna McCann
- 2005 Courtney Koester
Donna McCann
Rebecca Zazove
- 2007 Kristen Boege
Annie Elliott
Lindsay Finocchiaro
Aly Josephs
Emily Lovett
Hannah Whitman
- 2008 Hilary Bowen
Caitlin Jackson
- 2009 Hilary Bowen
Maggie Bremer
- 2010 Brooke Matthews
- 2011 Brooke Matthews
Jessica Russo
- 2012 Alexa deLyra
Lacey Vigmostad

- 1985 Wendi Kemp
- 1986 Wendi Kemp
- 1987 Jennifer Ginsburg
Kate Oleykowski
Rosie Seelaus
- 1988 Rosie Seelaus
- 1989 Brenda Schumacher
Rosie Seelaus
- 2002 Ashley Koester
Courtney Koester
Kaitlin Young
- 2003 Shelby Chlopak
Sara Crosby
Ashley Gersuk
Ashley Koester
Courtney Koester
Donna McCann
Kendra Mesa
Sarah Walsh
- 2004 Abby Alley
Shelby Chlopak
Ashley Gersuk
Ashley Koester
Courtney Koester
Donna McCann
Angela McMahan
Sarah Walsh
- 2005 Abby Alley
Shelby Chlopak
Kim Corcoran
Sara Crosby
Annie Elliott
Ashley Gersuk
Laura Glassanos
Ashley Koester
Courtney Koester
Donna McCann
Meredith Phillipp
Sarah Walsh
Hannah Whitman
- 2006 Hilary Alley
Annie Elliott
Laura Glassanos
Aly Josephs
Emily Lovett
Bailey Su
Hannah Whitman
- 2007 Kristen Boege
Hilary Bowen
Laura Clemente
Annie Elliott
Caitlin Jackson
Ali Jacobs
Aly Josephs
Emily Lovett
Kristin McCandlish
Hannah Nielsen
Bailey Su
Hannah Whitman
- 2008 Hilary Alley
Hilary Bowen
Maggie Bremer
Mary Kate Casey
Laura Clemente
Meredith Frank

- Caitlin Jackson
Kristin McCandlish
Fallon McGraw
Lindsay North
- 2009 Hilary Bowen
Maggie Bremer
Mary Kate Casey
Laura Clemente
Meredith Frank
Caitlin Jackson
Morgan Lathrop
Colleen Magarity
Brooke Matthews
Kristin McCandlish
Hannah Nielsen
Kim Pantages
Kendall Santulli
Danielle Spencer
Darby St. Clair-Barrie
- 2010 Kirstyn Atkinson
Maggie Bremer
Alexandra Frank
Colleen Magarity
Brooke Matthews
Kim Pantages
Jessica Russo
Kendall Santulli
Shannon Smith
Danielle Spencer
Darby St. Clair-Barrie
Lacey Vigmostad
- 2011 Kirstyn Atkinson
Ali Cassera
Beatrice Conley
Alexa deLyra
Gabriella Flibotte
Alex Frank
Amanda Macaluso
Colleen Magarity
Brooke Matthews
Jessica Russo
Shannon Smith
Darby St. Clair-Barrie
Maria Tedeschi
Taylor Thornton
Lacey Vigmostad
- 2012 Ali Cassera
Ellie Clayman
Beatrice Conley
Alexa deLyra
Erin Fitzgerald
Gabriella Flibotte
Alex Frank
Kerri Harrington
Amanda Macaluso
Kate Macdonald
Kelly Rich
Jessica Russo
Shannon Smith
Maria Tedeschi
Taylor Thornton
Christy Turner
Lacey Vigmostad

1982-92 HONORS

U.S. LACROSSE SQUAD

- 1989 Antoinette Lucas
- 1990 Sue Novack








REGIONAL ALL-AMERICANS

- 1983 Jane Billeter
Lisa Griswold
Kathleen Kochmansky
Leslie LaFronz
Lauren Plasha
- 1984 Jane Billeter
Lisa Griswold
Kerin Jones
Wendi Kemp
Kathleen Kochmansky
Leslie LaFronz
Kate Oleykowski
Lauren Plasha
- 1985 Jennifer Averill
Robin Clark
Wendi Kemp
Johannah Kung
Kate Oleykowski
- 1986 Jennifer Averill
Robin Clark
Wendi Kemp
Johannah Kung
Kate Oleykowski
- 1987 Jennifer Averill
Robin Clark
Sue Novack
Kate Oleykowski
Kathy Seelaus
Pam Welder
- 1988 Johannah Kung
Antoinette Lucas
Maureen Mullen
Kathy Seelaus
Pam Welder
- 1990 Julia Haabestad
Antoinette Lucas
Sue Novack
Colleen Senich
- 1992 Ann Heatherington
Amy Vail



NATIONAL PLAYERS OF THE YEAR/ALL-AMERICANS

WILDCAT NATIONAL PLAYER OF THE YEAR AWARD WINNERS

2005	2006	2007	2008	2009	2011	2012
Kristen Kjellman (Honda Award)	Kristen Kjellman (Tewaaraton & Honda)	Kristen Kjellman (Tewaaraton & Honda)	Hannah Nielsen (Tewaaraton & Honda)	Hannah Nielsen (Tewaaraton & Honda)	Shannon Smith (Tewaaraton & Honda)	Taylor Thornton (Honda Award)
						

NORTHWESTERN TEWAARATON TROPHY FINALISTS:

2005 - Kristen Kjellman; 2006 - Kristen Kjellman; 2007 - Hannah Nielsen, Kristen Kjellman; 2008 - Christy Finch, Hannah Nielsen; 2009 - Hannah Nielsen; 2010 - Katrina Dowd; 2011 - Shannon Smith; 2012 - Taylor Thornton

NORTHWESTERN ALL-AMERICANS

IWLCA		2010 Katrina Dowd (1st) Shannon Smith (1st) Danielle Spencer (1st) Alexandra Frank (2nd) Taylor Thornton (3rd)	Morgan Lathrop (1st) Hannah Nielsen (1st) Lindsay Finocchiaro (2nd) Hilary Bowen (3rd) Annie Elliott (3rd)	1990 Sue Novack (HM) 1991 Julia Haabestad (3rd)
2004 Kristen Kjellman (2nd) Courtney Koester (2nd)	2011 Shannon Smith (1st) Taylor Thornton (1st) Alex Frank (3rd) Colleen Magarity (3rd)	2008 Hilary Bowen (1st) Christy Finch (1st) Hannah Nielsen (1st) Meredith Frank (2nd)	USWLA	
2005 Kristen Kjellman (1st) Courtney Koester (1st) Lindsey Munday (1st) Sarah Albrecht (2nd) Laura Glassanos (2nd)	2012 Shannon Smith (1st) Taylor Thornton (1st) Alex Frank (2nd) Erin Fitzgerald (2nd)	<i>Inside Lacrosse ended its practice of naming All-Americans in 2008.</i>		
2006 Sarah Albrecht (1st) Kristen Kjellman (1st) Lindsey Munday (1st) Lindsay Finocchiaro (2nd) Aly Josephs (3rd)	INSIDE LACROSSE		BRINE	
2007 Christy Finch (1st) Meredith Frank (1st) Kristen Kjellman (1st) Hannah Nielsen (1st) Lindsay Finocchiaro (2nd) Morgan Lathrop (3rd)	2003 Courtney Koester (3rd)	1983 Kathleen Kochmansky (2nd)	1985 Wendi Kemp (HM) Kathleen Kochmansky (HM)	
2008 Christy Finch (1st) Hannah Nielsen (1st) Hilary Bowen (2nd) Meredith Frank (2nd)	2004 Courtney Koester (1st) Kristen Kjellman (2nd) Ashley Gersuk (3rd)	1984 Lisa Griswold (2nd) Kathleen Kochmansky (2nd) Wendi Kemp (2nd)	1990 Sue Novack (HM)	
2009 Katrina Dowd (1st) Hannah Nielsen (1st) Hilary Bowen (2nd) Meredith Frank (2nd) Danielle Spencer (2nd) Morgan Lathrop (3rd)	2005 Kristen Kjellman (1st) Courtney Koester (1st) Lindsey Munday (1st) Laura Glassanos (2nd) Ashley Koester (2nd) Sarah Albrecht (3rd)	1985 Kate Oleykowski (1st) Wendi Kemp (2nd)	1986 Kate Oleykowski (1st) Wendi Kemp (2nd) Jennifer Averill (HM)	
	2006 Sarah Albrecht (1st) Kristen Kjellman (1st) Lindsey Munday (1st) Lindsay Finocchiaro (2nd) Aly Josephs (3rd)	1986 Kate Oleykowski (1st) Wendi Kemp (2nd) Jennifer Averill (HM)	1987 Jennifer Averill (1st) Kate Oleykowski (1st) Robin Clark (2nd)	
	2007 Christy Finch (1st) Meredith Frank (1st) Kristen Kjellman (1st)	1987 Jennifer Averill (1st) Kate Oleykowski (1st) Robin Clark (2nd)	1988 Maureen Mullen (1st) Antoinette Lucas (2nd) Pam Welder (2nd) Johannah Kung (HM)	
		1988 Maureen Mullen (1st) Antoinette Lucas (2nd) Pam Welder (2nd) Johannah Kung (HM)	1989 Antoinette Lucas (1st) Maureen Mullen (HM)	