



# 2012 MICHIGAN FOOTBALL



HAIL TO THE VICTORS VALIANT HAIL TO THE CONQUERING HEROES

11 NATIONAL TITLES

41 BOWL GAME APPEARANCES

42 BIG TEN TITLES

133 YEARS OF MICHIGAN FOOTBALL

ATHLETIC MEDIA RELATIONS • 1100 SOUTH STATE STREET • ANN ARBOR, MICHIGAN • OFFICE (734) 763-4423 • FAX (734) 647-1188 • MGOBLUE.COM

## DID YOU KNOW?

- Michigan leads the all-time series vs. Iowa 40-13-4.
- The Wolverines have won 13 straight home games, all under head coach Brady Hoke.
- Michigan is 4-0 in overtime games played at Michigan Stadium and 8-1 all-time in contests decided by overtime.
- U-M ranks first in the country in pass defense (149.2 avg.). The Wolverines also rank 11th in total defense (302.9) and 17th in scoring defense (18.2).
- With its win vs. Michigan State on Oct. 20, U-M became the first program in NCAA history to reach 900 wins.
- The U-M defense has not allowed 200 passing yards in a single game this season.
- QB Denard Robinson ranks first in U-M history in career total offensive yardage (10,425), surpassing previous record holder Chad Henne (9,400, 2004-07).
- Robinson has broken off a 20+ yard run 41 times in his career.
- With one more passing TD, Robinson will become the first player in Big Ten history to post 50 passing TDs and 40 rushing TDs.
- Robinson owns the top eight single-game total offense totals in U-M history.
- Strong safety Jordan Kovacs is only the 15th player in U-M history to record 300 career tackles.
- U-M is 17-0 under head coach Brady Hoke when scoring 20 or more points. The Wolverines are 1-5 under Hoke when scoring less than 20 points.

## TABLE OF CONTENTS

Game Day Information.....	1
Quick Facts.....	2-3
Tale of the Tape.....	4
National Polls.....	9
U-M Record When.....	10
Game Notes.....	4-14
Michigan Stadium.....	15
Starting Lineups.....	16
Depth Chart.....	17
Rosters.....	18-21
Brady Hoke.....	22-23
Coaching and Support Staff.....	23
Individual Career Bests.....	24-25
Game Recaps.....	26-35

## FOLLOW THE WOLVERINES ON ...



**Twitter**  
twitter.com/umichfootball



**Facebook**  
Search Michigan Football



**iTunes**  
Search MGoBlue

**Iowa Hawkeyes (4-6, 2-4 Big Ten Conference) vs.  
#23/#23 Michigan Wolverines (7-3, 5-1 Big Ten Conference)**

**GAME 11: Saturday, November 17, 2012 • 12:01 P.M. ET  
Michigan Stadium (109,901), Ann Arbor, Mich.**



**Series vs. Iowa:** 40-13-4

**Last Meeting vs. Iowa:**

Iowa 24, Michigan 16 (Nov. 5, 2011)

**Television:** ESPN

**Radio:** Michigan IMG Sports Network

**Live Stats:** MGoBlue.com



## GAMEDAY QUICK HITS

### TELEVISION COVERAGE

ESPN  
Play-by-Play - Dave Pasch  
Color Analyst - Brian Griese  
Sideline Reports - Jenn Brown

### RADIO COVERAGE

The Michigan Football Radio Network is comprised of 41 affiliates in addition to Armed Services Radio and SiriusXM (channels 113 and 193). Frank Beckmann handles play-by-play with Jim Brandstatter serving as the color analyst. Doug Karsch provides sideline reports. ESPN Radio will broadcast the game with Dave Lamont (play-by-play), Pete Najarian (color analyst) and Brett McMurphy (sideline reporter).

### WOLVERINES AND THE HAWKEYES

This will be the 58th meeting between Michigan and Iowa. The Wolverines hold a 40-13-4 lead in the all-time series and have a 23-6-3 mark in Ann Arbor, including a 22-5-3 record at Michigan Stadium. Michigan has won 10 of the last 15 games in the series, despite dropping the last three games.

### SENIOR DAY

Prior to Saturday's game with Iowa, the University of Michigan will honor 23 senior football players who will be playing their final home game at Michigan Stadium.

### Fifth-Year Seniors (13)

Ricky Barnum, OL; Kenny Demens, LB; J.T. Floyd, CB; Paul Gyarmati, FB; Jack Kennedy, QB; Jordan Kovacs, S; Mike Kwiatkowski, TE; Elliott Mealer, OL; Brandon Moore, TE; Patrick Omahel, OL, Roy Roundtree, WR; Floyd Simmons, S; Steve Wilson, CB

### Fourth-Year Seniors (10)

Al Backey, CB; Nathan Brink, DT; Seth Broekhuizen, PK; Curt Graman, LS; Will Campbell, DT; Brandin Hawthorne, LB; Denard Robinson, QB; Craig Roh, DE; Vincent Smith, RB; Charlie Zeller, S

### LOCKDOWN D

- U-M ranks first in the nation in pass defense, allowing only 149.2 yards per game through the air. The Wolverines have not allowed 200 passing yards in a single game this season.
- In Big Ten play, U-M ranks first in the conference in scoring defense (15.0 ppg), total defense (280.5 avg.) and pass defense (145.7 avg.).

## 2012 SCHEDULE AND RESULTS

DATE.....	RANK.....	OPPONENT .....	RESULT .....	TIME.....	TV.....	ATTEND.
Sept. 1.....	8/2.....	vs. Alabama#.....	L, 14-41.....	8:12 p.m.....	ABC.....	90,413
<b>Sept. 8.....</b>	<b>19/ - .....</b>	<b>AIR FORCE.....</b>	<b>W, 31-25 .....</b>	<b>3:35 p.m.....</b>	<b>ABC .....</b>	<b>112,522</b>
<b>Sept. 15.....</b>	<b>17 / - .....</b>	<b>MASSACHUSETTS .....</b>	<b>W, 63-13 .....</b>	<b>3:42 p.m.....</b>	<b>BTN .....</b>	<b>110,708</b>
Sept. 22.....	18/11.....	at Notre Dame.....	L, 6-13.....	7:39 p.m.....	NBC.....	80,795
Oct. 6.....	- / - .....	at Purdue*.....	W, 44-13.....	4:00 p.m.....	BTN .....	50,105
<b>Oct. 13 .....</b>	<b>25/ - .....</b>	<b>ILLINOIS*.....</b>	<b>W, 45-0 .....</b>	<b>3:35 p.m.....</b>	<b>ABC .....</b>	<b>110,922</b>
<b>Oct. 20 .....</b>	<b>23/ - .....</b>	<b>MICHIGAN STATE*.....</b>	<b>W, 12-10 .....</b>	<b>3:30 p.m.....</b>	<b>BTN .....</b>	<b>113,833</b>
Oct. 27.....	20/ - .....	at Nebraska*.....	L, 9-23.....	8:00 p.m.....	ESPN2.....	86,160
Nov. 3.....	- / - .....	at Minnesota*.....	W, 35-13.....	12:01 p.m.....	BTN .....	48,801
<b>Nov. 10.....</b>	<b>- / - .....</b>	<b>NORTHWESTERN*.....</b>	<b>W, 38-31 (OT) .....</b>	<b>12:01 p.m.....</b>	<b>ESPN .....</b>	<b>112,510</b>
<b>Nov. 17.....</b>	<b>23/ - .....</b>	<b>IOWA *.....</b>	<b>12:01 p.m.....</b>	<b>ESPN .....</b>		
Nov. 24.....	- / - .....	at Ohio State *.....	12:00 p.m.....	ABC.....		

#Cowboys Classic (Arlington, Texas)

All Times Eastern

\* Big Ten Games

**Home Games Bold at Michigan Stadium**

Rank (U-M / Opponent) from the Associated Press Top 25 Poll

MICHIGAN FOOTBALL QUICK FACTS

MEDIA RELATIONS

Phone: (734) 763-4423  
Fax: (734) 647-1188  
Internet Site: MGoBlue.com

**Mailing Address:**  
Public and Media Relations  
University of Michigan  
1100 S. State St.  
Ann Arbor, MI 48109-2201

**ASSOCIATE A.D.**  
David Ablauf (dablauf@umich.edu)

**FOOTBALL**  
Justin Dickens (dickensj@umich.edu)

**SECONDARY FOOTBALL/MEN'S TENNIS**  
Zach Eisendrath (zeisen@umich.edu)

**PUBLICATIONS**  
Barb Cossman (bcossman@umich.edu)

**MEN'S BASKETBALL/MEN'S AND WOMEN'S GOLF**  
Tom Wywrot (twywrot@umich.edu)

**WRESTLING/WATER POLO/FIELD HOCKEY**  
Leah Howard (lchoward@umich.edu)

**WOMEN'S SWIMMING AND DIVING/ SOFTBALL**  
TBA

**VOLLEYBALL/BASEBALL**  
Kent Reichert (kereiche@umich.edu)

**WOMEN'S SOCCER/WOMEN'S GYMNASTICS/MEN'S SWIMMING AND DIVING**  
Brad Rudner (brudner@umich.edu)

**ICE HOCKEY/WOMEN'S ROWING**  
Rob Tillotson (rtillot@umich.edu)

**WOMEN'S BASKETBALL/WOMEN'S TENNIS**  
Sarah VanMetre (vanmetre@umich.edu)

**MEN'S AND WOMEN'S TRACK AND FIELD AND CROSS COUNTRY/ WOMEN'S LACROSSE**  
Whitney Dixon (whitdix@umich.edu)

**MEN'S SOCCER/MEN'S GYMNASTICS/MEN'S LACROSSE**  
Scott Kempfs (skempfs@umich.edu)

**DIRECTOR OF INTERNET**  
Jon Ripperger (ripp@umich.edu)

**INTERNET**  
Matt Baumer (mbaumer@umich.edu)

**ADMINISTRATIVE ASSISTANT SENIOR**  
Tara Preston (tlap@umich.edu)

**ADMINISTRATIVE ASSISTANT**  
Joan Medrich (jmedrich@umich.edu)

UNIVERSITY INFORMATION

**School:** University of Michigan  
**Location:** Ann Arbor, Mich.  
**Enrollment:** 41,942  
**Founded:** 1817  
**University President:** Mary Sue Coleman  
**Director of Athletics:** Dave Brandon  
**Nickname:** Wolverines  
**Colors:** Maize and Blue  
**Band:** Michigan Marching Band  
**Fight Song:** The Victors  
**Conference:** Big Ten

FOOTBALL INFORMATION

**First Year of Varsity Status:** 1879  
**All-Time Record:** 902-313-36 (133rd season)  
**All-Time Big Ten Record:** 478-187-18 (106th season)  
**National Titles:** 11  
**Big Ten Championships:** 42  
**Bowl Games (Record):** 41 (20-21)  
**Consensus All-Americans:** 78  
**First-Team All-Big Ten Selections:** 393

MICHIGAN STADIUM

**Completed:** 1927 (86th season)  
**Stadium Capacity:** 109,901  
**Surface:** FieldTurf (artificial)  
**Largest Crowd (Opp., Year):** 114,804 (Notre Dame, 2011)  
**Record at Michigan Stadium:** 397-120-15  
**Consecutive 100,000-plus Crowds:** 242 (Nov. 8, 1975 to current)

2012 SEASON IN REVIEW

**Overall Record:** 7-3 (.700)  
**Big Ten Record:** 5-1 (.833)  
**Home:** 5-0 / **Away:** 2-2 / **Neutral:** 0-1

MICHIGAN HEAD COACHES

Brady Hoke ..... 2011-present ..... 18-5 ..... (.783)  
Rich Rodriguez ..... 2008-10 ..... 15-22 ..... (.405)  
Lloyd Carr ..... 1995-2007 ..... 122-40 ..... (.753)  
Gary Moeller ..... 1990-94 ..... 44-13-3 ..... (.758)  
Bo Schembechler ..... 1969-89 ..... 194-48-5 ..... (.796)  
Bump Elliott ..... 1959-68 ..... 51-42-2 ..... (.547)  
Bennie Oosterbaan ..... 1948-58 ..... 63-33-4 ..... (.650)  
Fritz Crisler ..... 1938-47 ..... 71-16-3 ..... (.806)  
Harry Kipke ..... 1929-37 ..... 46-26-4 ..... (.632)  
Tad Wieman ..... 1927-28 ..... 9-6-1 ..... (.594)  
George Little ..... 1924 ..... 6-2 ..... (.750)  
Fielding Yost ..... 1901-23, 1925-26 ..... 165-29-10 ..... (.833)  
Biff Lea ..... 1900 ..... 7-2-1 ..... (.750)  
Gustave Ferbert ..... 1897-99 ..... 24-3-1 ..... (.875)  
William Ward ..... 1896 ..... 9-1 ..... (.900)  
William McCauley ..... 1894-95 ..... 17-2-1 ..... (.875)  
Frank Barbour ..... 1892-93 ..... 14-8 ..... (.636)  
M. Murphy/F. Crawford... 1891 ..... 4-5 ..... (.444)

FOOTBALL HISTORY

First Year of Football ..... 1879  
All-Time Record ..... 902-313-36 (.735)  
All-Time Conference Record ..... 478-187-18 (.713)  
All-Time Bowl Record ..... 20-21 (.488)

National Championships ..... 11  
1901, 1902, 1903, 1904, 1918, 1923, 1932, 1933, 1947, 1948, 1997

Conference Championships ..... 42  
1898, 1901, 1902, 1903, 1904, 1906, 1918, 1922, 1923, 1925, 1926, 1930, 1931, 1932, 1933, 1943, 1947, 1948, 1949, 1950, 1964, 1969, 1971, 1972, 1973, 1974, 1976, 1977, 1978, 1980, 1982, 1986, 1988, 1989, 1990, 1991, 1992, 1997, 1998, 2000, 2003, 2004

Bowl Appearances ..... 41  
1901, 1947, 1950, 1964, 1969, 1971, 1975, 1976, 1977, 1978, 1979, 1980, 1981, 1982, 1983, 1984, 1985, 1986, 1987, 1988, 1989, 1990, 1991, 1992, 1993, 1994, 1995, 1996, 1997, 1998, 1999, 2000, 2001, 2002, 2003, 2004, 2005, 2006, 2007, 2010, 2011

Undefeated Seasons ..... 23  
1879, 1880, 1884, 1885, 1886, 1887, 1898, 1901, 1902, 1903, 1904, 1910, 1918, 1922, 1923, 1930, 1932, 1933, 1947, 1948, 1973, 1992, 1997

10+ Win Seasons ..... 26  
1898, 1901, 1902, 1903, 1904, 1905, 1947, 1971, 1972, 1973, 1974, 1976, 1977, 1978, 1980, 1985, 1986, 1989, 1991, 1997, 1998, 1999, 2002, 2003, 2006, 2011

Most Consecutive Wins ..... 29 (Sept. 28, 1901 – Oct. 31, 1903)  
All-Time Points Scored ..... 31,154  
First-Team All-Americans ..... 125 (78 consensus)  
First-Team All-Big Ten Players ..... 393 (No. 1 in the Big Ten)  
Heisman Trophy Winners ..... 3 (1941, 1991, 1997)  
Years with U-M Player in Heisman Top 10 ..... 26  
National Award Winners ..... 11  
College Football Hall of Fame Members ..... 36  
All-Time NFL Draft Picks ..... 337 (two No. 1 picks)  
All-Time First Round Picks ..... 50  
Michigan on TV ..... 441 Games; 289-144-8 (No. 1 nationally)  
First TV Game ..... U-M 55, MSU 0 (Sept. 27, 1947 on WWJ-TV)

MICHIGAN FOOTBALL BY DECADE

2010s ..... 25-11 (.694)  
2000s ..... 81-43-0 (.653)  
1990s ..... 93-26-3 (.775)  
1980s ..... 90-29-2 (.752)  
1970s ..... 96-16-3 (.848)  
1960s ..... 55-40-0 (.579)  
1950s ..... 52-36-3 (.588)  
1940s ..... 74-15-3 (.821)  
1930s ..... 53-26-4 (.663)  
1920s ..... 58-16-4 (.769)  
1910s ..... 52-18-6 (.723)  
1900s ..... 82-8-3 (.898)  
1890s ..... 72-20-2 (.777)  
1880s (no games in 1882) ..... 18-9-0 (.667)  
1879 ..... 1-0-1 (.750)  
**Overall ..... 902-313-36 (.735)**

## WEEKLY MEDIA AVAILABILITIES

MONDAY	TUESDAY	WEDNESDAY
12:30 P.M. - Head Coach Brady Hoke Press Conference at Junge Family Champions Center	12:00-12:10 P.M. - Head Coach Brady Hoke Big Ten Teleconference Call	11:30 A.M. - Players available in interview area (J.T. Floyd and Roy Roundtree)
1 P.M. - Players' Press Conference at Junge Family Champions Center:	12:15 - 12:30 P.M. - Greg Mattison Press Conference in Schembechler Hall	12:00 P.M. - Head Coach Brady Hoke available in the interview area
<b>PLAYERS:</b> Will Campbell Patrick Omameh Craig Roh	12:30 - 12:45 P.M. - Al Borges Press Conference in Schembechler Hall	*All interview requests should be directed to the University of Michigan Public and Media Relations office.
	6:00 P.M. - Players available in interview area (Kenny Demens, Jordan Kovacs, Mike Kwiatkowski and Elliott Mealer)	

## BIG TEN TELECONFERENCE

The Big Ten Teleconferences run throughout the season on a weekly basis, starting Tuesday, Aug. 28. Head coach Brady Hoke will participate on the conference call at 12 p.m. Eastern (11 a.m. Central). The media call-in number can be obtained by calling the Big Ten Conference.

Following is the coaches teleconference lineup:

## LEGENDS DIVISION

Time	Coach
12:00	Brady Hoke, Michigan
12:10	Pat Fitzgerald, Northwestern
12:20	Bo Pelini, Nebraska
12:30	Mark Dantonio, Michigan State
12:40	Kirk Ferentz, Iowa
12:50	Jerry Kill, Minnesota

## LEADERS DIVISION

Time	Coach
1:00	Tim Beckman, Illinois
1:10	Danny Hope, Purdue
1:20	Bill O'Brien, Penn State
1:30	Bret Bielema, Wisconsin
1:40	Urban Meyer, Ohio State
1:50	Kevin Wilson, Indiana

## MICHIGAN RADIO NETWORK

In its 10th season as a division of IMG College, the Michigan Sports Network represents one of the largest and most-listened to college sports network in the Midwest. Anchored by WWJ-AM (950) in Detroit, the Michigan IMG Radio Network is comprised of 42 affiliate stations in Michigan and Ohio during football season. In addition, U-M football can also be heard on American Armed Forces Radio and is also available on Sirius/XM. Frank Beckmann (play-by-play) and Jim Brandstatter (color) bring the action to you from the booth, with Doug Karsch providing sideline reports and analysis. Following is a list of radio affiliates:

City	Station	Dial Pos.
Alma	WQBX	104.9 FM
Alpena	WATZ	1450 AM
Ann Arbor	WTKA	1050 AM
Battle Creek	WBXX	104.9 FM
Benton Harbor	WSJM	1400 AM
Benton Harbor	WSJM	94.9 FM
Big Rapids	WBRN	1460 AM
Big Rapids	WBRN	107.7 FM
Cadillac	WKAD	93.7 FM
Cassopolis	WGTO	910 AM
Charlevoix	WMKT	1270 AM
Charlevoix	WMKT	102.3 FM
Cleveland, Ohio	WHKW	1220 AM
Detroit	WWJ	950 AM
Escanaba	WDBC	680 AM
Flint	WTRX	1330 AM
Grand Haven	WGHN	1370 AM
Grand Rapids	WOOD	1300 AM
Ishpeming	WIAN	1240 AM
Jackson	WKHM	970 AM
Kalamazoo	WQLR	1660 AM
Lansing	WQTX	92.1 FM
Ludington	WKZC	94.9 FM
Marine City	WHLX	1590 AM
Marquette	WDMJ	1320 AM
Muskegon	WOOD	106.9 FM
Newberry	WNBY	1450 AM
Niles	WNIL	1290 AM
Oscoda	WWTH	100.7 FM
Petoskey	WMBN	1340 AM
Port Huron	WHLX	1450 AM
Reed City	WBRN	95.1 FM
Rogers City	WHAK	980 AM
Rogers City	WHAK	99.9 FM
Saginaw	WSGW	790 AM
Saginaw	WSGW	100.5 FM
Sault Ste. Marie	WKNW	1400 AM
Sturgis	WBET	1230 AM
Toledo	WXKR	100.7 FM
Traverse City	WTCM	580 AM
Warren/Youngstown, Ohio	WHKZ	1440 AM

U-M football can also be heard on American Armed Forces Radio and is also available on Sirius Satellite Radio.

## INSIDE MICHIGAN FOOTBALL TV SHOW

Inside Michigan Football presented by PNC Bank is a joint venture between the University of Michigan Athletic Department and IMG College. The weekly football show returns for a fifth season with the first episode on Monday, Aug. 27 at 6:30 p.m., on Fox Sports Detroit. Hosted by Jim Brandstatter, the half-hour show will feature analysis from head coach Brady Hoke and be packed with highlights and behind-the-scenes features on Michigan football.

Inside Michigan Football will broadcast throughout the season, airing every Monday (start time varies from 5:30-6:30 p.m.) on FSN Detroit, with re-airs throughout the week.

Beginning this season, Inside Michigan Football will be available to fans on the Big Ten Digital Network. The show will be available on MGoBlue.com immediately following its airing on FSD.

## INSIDE MICHIGAN FOOTBALL RADIO SHOW

Head Coach Brady Hoke will appear each week on the Inside Michigan Football Radio Show. The hour-long show originates on WXYT Radio every Wednesday evening at 7 p.m., with Jim Brandstatter hosting the show. The show is broadcast live from Pizza House (PizzaHouse.com) located at 618 Church Street in Ann Arbor. Following are the stations covering the show:

City	Station	Dial Pos.
Alma	WFYC	1280 AM
Alpena	WATZ	1450 AM
Ann Arbor	WTKA	1050 AM
Battle Creek	WBCK	930 AM
Benton Harbor	WSJM	1400 AM
Benton Harbor	WSJM	94.9 FM
Big Rapids	WBRN	1460 AM
Big Rapids	WBRN	107.7 FM
Cadillac	WKAD	93.7 FM
Cassopolis	WGTO	910 AM
Charlevoix	WMKT	1270 AM
Charlevoix	WMKT	102.3 FM
Detroit	WXYT	1270 AM
Flint	WTRX	1330 AM
Kalamazoo	WQLR	1660 AM
Ludington	WKZC	94.9 FM
Niles	WNIL	1290 AM
Petoskey	WMBN	1340 AM
Reed City	WBRN	95.1 FM
Saginaw	WSGW	790 AM
Sault Ste. Marie	WKNW	1400 AM
Sturgis	WBET	1230 AM
Toledo, Ohio	WXKR	100.7 FM
Traverse City	WTCM	580 AM



## TALE OF THE TAPE

### 2012 STATISTICS

#### OFFENSE

Michigan	Category	Iowa
29.7	Scoring	20.8
383.3	Total Yards	321.6
194.1	Rushing Offense	124.0
189.2	Passing Offense	197.6
122.62	Pass Efficiency	107.22
189	First Downs	179
50%	3rd-Down Conv.	36%
67%	4th-Down Conv.	38%
11-80	Sacks Allowed	19-143
58%	Red Zone Offense (TD Eff.)	47%
92%	Red Zone Offense (Scoring Eff.)	81%
10.0	Punt Returns	5.4
22.6	Kick Returns	22.5
41.6	Avg. Punting	36.7
36.4	Net Punting	34.0
15-18	Field Goals	16-19
50-484	Penalties	51-465
-5	Turnover Margin	+11
30:04	Time Of Possession	29:42

### 2012 STATISTICS

#### DEFENSE

Michigan	Category	Iowa
18.2	Scoring	22.0
302.9	Total Yards	380.3
153.7	Rushing Offense	154.6
149.2	Passing Offense	225.7
112.41	Pass Efficiency	130.53
181	First Downs	198
36%	3rd-Down Conv. Allowed	42%
44%	4th-Down Conv. Allowed	30%
13-120	Sacks By	11-60
45%	Red Zone Defense (TD Eff.)	49%
84%	Red Zone Defense (Scoring Eff.)	78%
14.2	Punt Returns	5.1
22.9	Kick Returns	19.8
42.4	Avg. Punting	39.5
39.3	Net Punting	37.3
16-22	Field Goals Against	16-20
67-580	Penalties	59-525
29:56	Opponent Time Of Possession	30:18

### MICHIGAN vs. IOWA

MICHIGAN LEADS ALL-TIME SERIES 40-13-4

H: 23-6-3 / A: 16-6-1 / N: 1-1

YEAR	W/L	SCORE	SITE	RANK
1900	L	5-28	1	
1901	W	50-0	2	
1902	W	107-0	H	
1923	W	9-3	A	
1924	L	2-9	H	
1928	W	10-7	H	
1929	T	0-0	H	
1933	W	10-6	H	
1937	W	7-6	A	
1939	W	27-7	H	
1941	W	6-0	H	
1942	W	28-14	H	9/-
1946	W	14-7	H	
1951	W	21-0	A	
1953	W	14-13	H	5/-
1954	W	14-13	H	-/4
1955	W	33-21	H	3/-
1956	W	17-14	A	17/7
1957	T	21-21	H	12/3
1958	L	14-37	H	-/2
1961	W	23-14	H	
1962	L	14-28	A	
1963	T	21-21	H	
1964	W	34-20	A	6/-
1969	W	51-6	A	14/-
1970	W	55-0	H	5/-
1971	W	63-7	H	3/-
1972	W	31-0	A	4/-
1973	W	31-7	A	5/-
1974	W	24-7	H	6/-
1977	W	23-6	H	6/-
1978	W	34-0	A	8/-
1981	L	7-9	H	5/12
1982	W	29-7	A	
1983	W	16-13	H	10/12
1984	L	0-26	A	-/18
1985	L	10-12	A	2/1
1986	W	20-17	H	4/8
1987	W	37-10	H	
1988	T	17-17	A	15/-
1989	W	26-12	A	5/-
1990	L	23-24	H	10/22
1991	W	43-24	A	7/9
1992	W	52-28	H	4/-
1993	W	24-7	H	8/-
1994	W	29-14	A	7/-
1997	W	28-24	H	5/15
1998	W	12-9	A	25/-
2001	W	32-26	A	8/-
2002	L	9-34	H	8/13
2003	L	27-30	A	9/23
2004	W	30-17	H	18/-
2005	W	23-20	ot A	
2006	W	20-6	H	2/-
2009	L	28-30	A	-/12
2010	L	28-38	H	24/14
2011	L	16-24	A	13/-

1 - Detroit, Mich.

2 - Chicago, Ill.

1 - 25th Street Field, Chicago, Ill.

2 - Soldier Field, Chicago, Ill.

### MICHIGAN vs. IOWA SERIES INFORMATION

**Series Record:** Michigan leads 40-13-4

**Michigan Points:** 1,399

**Iowa Points:** 789

**Record in Ann Arbor:** Michigan leads 23-6-3

**At Michigan Stadium:** Michigan leads 22-5-3

**Record at Iowa:** Michigan leads 16-6-1

**At Kinnick Stadium:** Michigan leads 15-6-1

**Record at Neutral Site:** Teams tied 1-1

**Games decided by 3 points or less:** Michigan leads 7-5-4

**Games decided by 7 points or less:** Michigan leads 15-6-4

**Longest Michigan winning streak:** 11 (1933-56)

**Longest Michigan losing streak:** 3 (2009-11)

**Current Streak:** Lost 3

**Last 10 Games:** Teams tied 5-5

**Biggest Michigan win:** 107-0 (1902)

**Biggest Michigan loss:** 0-26 (1984)

**Last Michigan home win:** 2006 (U-M is 0-1 since)

**Last Michigan road win:** 2005 (U-M is 0-2 since)

**Last Iowa home win:** 2011 (Last game)

**Last Iowa road win:** 2010 (Last game)

#### THE LAST TIME VS. IOWA ...

• After driving 79 yards in the final two minutes, Michigan came up three yards short in its comeback at Iowa and fell, 24-16, on Saturday, Nov. 5, 2011, at Kinnick Stadium. U-M had four tries at the goal line from three yards out, but four passes went incomplete.

• The Michigan defense held stout in the second half, only allowing seven points, but the 17-6 half-time deficit was too much to overcome for the offense, despite out-gaining Iowa 323 yards to 302 yards for the game.

• Quarterback Denard Robinson threw for 194 yards on 17-of-37 passing with two scores and added 55 yards on the ground. Wide receiver Junior Hemingway led the receiving corps with 64 yards on five receptions. On the defensive side, linebacker Kenny Demens tallied a team-high 11 tackles.

#### BRADY HOKE AGAINST IOWA

• Saturday will mark Brady Hoke's third contest against Iowa as a head coach. In his first season at the helm of Michigan, Hoke and the Wolverines fell to the Hawkeyes, 24-16, at Kinnick Stadium on Nov. 5, 2011. Hoke's Ball State team fell at Iowa in 2005.

#### LAST WEEK ...

Michigan used last-minute heroics to send the game to overtime to overcome a 10-point second-half deficit and escape the Northwestern Wildcats (NR AP/No. 21 USA Today Coaches), 38-31, on Saturday, Nov. 10, 2012, at Michigan Stadium to stay alive in its quest for a Legends Division title.

Down three points with 18 seconds remaining in the game, junior quarterback Devin Gardner connected with fifth-year senior receiver Roy Roundtree for a 53-yard pickup, leading to a 26-yard field goal by senior/junior kicker Brendan Gibbons with two seconds left to send the game to overtime.

In overtime, Gardner gave Michigan the lead with a one-yard bootleg run on third-and-goal, and then the defense followed with a four-down stand to preserve the victory.

Gardner threw for 286 yards and two scores while also compiling 47 yards and two touchdowns rushing. Senior/junior running back Fitzgerald Toussaint added 92 yards on the ground, while Roundtree and senior/junior receiver Jeremy Gallon combined for 233 yards receiving (Gallon, 7 for 94; Roundtree, 5 for 139).

#### WOLVERINES BECOME BOWL ELIGIBLE

• Michigan earned its sixth victory of the season at Minnesota (Nov. 3) to become bowl eligible for the 42nd time in program history. U-M has posted a 20-21 mark in its previous 41 bowl appearances.

#### U-M CLAIMS 900TH WIN

• The University of Michigan football team became the first program in NCAA history to reach 900 wins with its 12-10 victory over Michigan State on Oct. 20.  
• Michigan leads the nation in wins (902), followed by Texas (866) and Notre Dame (863). U-M's 902 victories are the most of any institution in all divisions of college football.  
• The Wolverines boast a 902-313-36 record in 133 years.

#### WOLVERINES FACE TOUGH SCHEDULE IN 2012

• Ten of Michigan's 12 2012 regular-season opponents received bowl bids in 2011, while compiling an 80-51 record (.611 winning percentage). The Wolverines face five of those opponents on the road, including three in prime-time (Alabama, at Notre Dame, at Nebraska).

#### 2012 CAPTAINS

• The U-M football team elected two seniors, Jordan Kovacs (defense) and Denard Robinson (offense), as captains for the 133rd team in school history. The two players were selected in a vote of their teammates during fall camp.

#### ROBINSON CONTINUES TO CLIMB ALL-TIME LISTS

Denard Robinson continues to move up the NCAA, Big Ten and Michigan record books. After posting two rushing touchdowns against Illinois on Oct. 13, Robinson became the eighth player in NCAA history to rush for 40 touchdowns and pass for 40 touchdowns in his career. With 287 yards of total offense against the Fighting Illini, Robinson became only the eighth player in Big Ten history to post at least 10,000 yards in his career. He ranks first in U-M history in career total offensive yardage (10,425) after surpassing previous record holder Chad Henne (9,400, 2004-07) at Notre Dame on Sept. 22. Robinson is also third among U-M's all-time leaders in career rushing touchdowns with 41, and in fourth place among U-M all-time leaders in passing touchdowns with 49.

Robinson (4,175 yards) set the Big Ten career quarterback rushing mark against Purdue on Oct. 6, eclipsing the previous mark set by Indiana's Antwaan Randle El (3,895 yards, 1998-01). After rushing for 46 yards last week against Nebraska, Robinson remains in the third spot on the NCAA's list of all-time leaders in rushing yards by a quarterback, trailing Missouri's Brad Smith (4,289, 2002-05) by 114 yards for second place. Former West Virginia signal caller Pat White holds the NCAA record for career rushing yards by a QB (4,480, 2005-08).

#### ROBINSON AMONG ACTIVE LEADERS

In the process of climbing NCAA and Michigan all-time lists, senior quarterback Denard Robinson continues to rank near the top of many active career lists in the Football Bowl Subdivision.

#### Career Total Touchdowns

1. Matt Barkley, USC	119
2. Landry Jones, Oklahoma	114
3. Aaron Murray, Georgia	92
<b>4. Denard Robinson, Michigan</b>	<b>90</b>
5. Alex Carder, Western Michigan	82

#### Career Rushing Touchdowns

1. Montee Ball, Wisconsin	71
2. Collin Klein, Kansas State	52
<b>3. Denard Robinson, Michigan</b>	<b>41</b>
Zach Line, SMU	41
Trent Steelman, Army	41

#### Career Yards Per Completion

<b>1. Denard Robinson, Michigan</b>	<b>14.64</b>
2. Aaron Murray, Georgia	14.10
3. Tyler Bray, Tennessee	13.85
4. EJ Manuel, Florida State	13.33
5. Tyler Wilson, Arkansas	13.32

#### Career Rushing Yards Gained

1. Montee Ball, Wisconsin	4,698
2. Robbie Rouse, Fresno State	4,672
<b>3. Denard Robinson, Michigan</b>	<b>4,572</b>
4. Montel Harris, Temple	4,519
5. Johnathan Franklin, UCLA	4,131

#### Career Net Rushing Yards

1. Montee Ball, Wisconsin	4,536
2. Robbie Rouse, Fresno State	4,519
3. Montel Harris, Temple	4,332
<b>4. Denard Robinson, Michigan</b>	<b>4,175</b>
5. Johnathan Franklin, UCLA	3,939
Zach Line, SMU	3,939

#### 40/40 CLUB

• Senior quarterback Denard Robinson is one of only eight players in NCAA history to rush for 40 touchdowns and pass for 40 touchdowns in his career. Prior to Robinson, Nevada's Colin Kaepernick (2007-10) was the last player to accomplish the feat.  
• With one more touchdown pass, Robinson will become the first player in Big Ten history to post 50 passing TDs and 40 rushing TDs.

#### RUSHED FOR 40 TDS AND PASSED FOR 40 TDS

Antwaan Randle El, Indiana (1998-01)  
Josh Harris, Bowling Green (2000-03)  
Brad Smith, Missouri (2002-05)  
Pat White, West Virginia (2005-08)  
Dan LeFevour, Central Michigan (2006-09)  
Tim Tebow, Florida (2006-09)  
Colin Kaepernick, Nevada (2007-10)

#### Denard Robinson, Michigan (2009-present)

#### OFFENSIVE HIGHLIGHTS

U-M has totaled over 150 yards rushing in seven of 10 games, including a season-best 353 yards against Illinois (Oct. 13). Michigan also totaled 304 yards rushing against Purdue, 294 yards vs. Massachusetts, 214 yards vs. Air Force, 163 vs. Michigan State, 161 against Notre Dame and 155 vs. Minnesota.

Denard Robinson ranks third in the Big Ten and 13th in the nation in rushing, averaging 118.2 yards per game.

Robinson ranks third in the Big Ten in total offense, averaging 283.1 yards per game in 2012. He is also averaging 14.82 yards per completion, which ranks second in the FBS.

#### MAJOR CONTRIBUTOR

• Freshman tight end Devin Funchess registered four catches for 106 receiving yards in Michigan's 31-25 victory over Air Force on Sept. 8. For his efforts, he became the ninth Wolverine freshman to register a 100-yard receiving game and the first since Roy Roundtree posted 126 yards vs. Purdue on Nov. 7, 2009. He is also the first U-M tight end to surpass 100 yards since Jerame Tuman recorded 126 against Colorado in 1997.  
• The first five catches of Funchess' career were all for 20 yards or more, while the first six all converted first downs.  
• Funchess' four receiving TDs rank tied for seventh in a single season by a U-M tight end.

### A LOOK AT THE WOLVERINES ...

### STATISTICAL RANKINGS IN 2012

#### OFFENSE

Category	Statistic	Big Ten	NCAA
Team, Points/Game	29.7	5th	56th
Team, Total Offense	383.3	8th	81st
Team, Rushing	194.1	5th	35th
Team, Sacks Allowed	1.10 avg.	1st	T-18th
Team, 3rd Down Conv.	50.0%	1st	12th
Team, 4th Down Conv.	66.7%	T-2nd	T-18th
Team, Red Zone Offense	91.7%	1st	T-7th
D. Robinson, Rushing	118.3	3rd	13th
D. Robinson, Total Off.	283.1	3rd	28th
D. Robinson, Passing	164.9	7th	90th
D. Robinson, Yds/Comp.	14.82	1st	2nd
D. Gardner, TD Rec.	4	T-11th	T-118th
D. Funchess, TD Rec.	4	T-11th	T-118th

#### DEFENSE

Category	Statistic	Big Ten	NCAA
Team, Total Defense	302.9	2nd	11th
Team, Scoring Defense	18.2	3rd	17th
Team, Pass Defense	149.2	1st	1st
Team, Pass Eff. Defense	112.4	4th	21st
Team, 3rd Down Defense	36.2%	6th	38th
J. Ryan, TFL	1.20 avg.	T-2nd	T-39th
J. Ryan, Tackles	6.9 avg.	20th	--
D. Morgan, Tackles	7.4 avg.	13th	--
T. Gordon, INT	2	T-7th	--
R. Taylor, INT	2	T-7th	--

#### SPECIAL TEAMS

Category	Statistic	Big Ten	NCAA
W. Hagerup, Punting Avg.	44.7 avg.	1st	11th
B. Gibbons, Scoring	7.7	6th	T-58th
B. Gibbons, Field Goal %	87.5%	2nd	T-9th
B. Gibbons, Field Goals	1.40 avg.	4th	T-26th

### OFFENSE

**Offensive Formation:** Pro Style

**Offensive Starters Returning/Lost:** 6/5

**Offensive Lettermen Returning/Lost:** 22/10

#### RETURNING STARTERS FROM 2011

Player	Pos.	Ht.	Wt.	Year/Elig.
Roy Roundtree	WR	6-0	177	5th Sr.
Taylor Lewan	LT	6-8	302	Sr./Jr.
Michael Schofield	LG	6-7	299	Sr./Jr.
Patrick Omahameh	RG	6-4	299	5th Sr.
Denard Robinson	QB	6-0	195	Sr.
Fitzgerald Toussaint	RB	5-10	195	Sr./Jr.

### DEFENSE

**Defensive Formation:** 4-3

**Defensive Starters Returning/Lost:** 7/4

**Defensive Lettermen Returning/Lost:** 24/12

#### RETURNING STARTERS FROM 2011

Player	Pos.	Ht.	Wt.	Year/Elig.
Craig Roh	DE	6-5	269	Sr.
Jake Ryan	SLB	6-3	230	Jr./So.
Kenny Demens	MLB	6-1	248	5th Sr.
Desmond Morgan	WLB	6-1	220	So.
Jordan Kovacs	SS	6-0	197	5th Sr.
Thomas Gordon	FS	5-11	208	Sr./Jr.
J.T. Floyd	CB	6-0	185	5th Sr.

## TOP PERFORMANCES VS. IOWA

### RUSHING ATTEMPTS

35, Tyrone Wheatley, 1994  
31, Mike Hart, 2006  
28, Tyrone Wheatley, 1993  
27, Jamie Morris, 1987  
26, Rick Rogers, 1983  
26, Mike Hart, 2004

### RUSHING YARDS

225, Billy Taylor, 1969  
224, Tyrone Wheatley, 1992  
189, Billy Taylor, 1970  
168, Jesse Johnson, 1991  
148, Tony Boles, 1988

### RUSHING TOUCHDOWNS

3, Tyrone Wheatley, 1992  
3, Ed Shuttlesworth, 1971  
3, Mel Anthony, 1964  
2, Many tied  
*Last, Brandon Minor, 2009*

### RECEPTIONS

9, Junior Heminway, 2010  
9, Darryl Stonum, 2010  
8, Adrian Arrington, 2006  
7, Six tied  
*Last, Steve Breaston, 2006*

### RECEIVING YARDS

175, Jason Avant, 2003  
169, Tom Maentz, 1955  
150, Braylon Edwards, 2004  
134, Junior Hemingway, 2010  
114, Braylon Edwards, 2003

### RECEIVING TOUCHDOWNS

2, Braylon Edwards, 2003  
2, Desmond Howard, 1991  
2, Greg McMurtry, 1987  
2, Tom Maentz, 1955  
1, Many tied

### PASSING ATTEMPTS

49, John Navarre, 2003  
38, John Navarre, 2001  
**37, Denard Robinson, 2011**  
33, John Navarre, 2002  
33, Chad Henne, 2006

### PASSING COMPLETIONS

26, John Navarre, 2003  
23, Chad Henne, 2006  
**17, Denard Robinson, 2011**  
17, Jim Harbaugh, 1986  
17, Tate Forcier, 2010

### PASSING YARDS

389, John Navarre, 2003  
239, Tate Forcier, 2010  
236, Chad Henne, 2004  
233, John Navarre, 2001  
225, Jim Harbaugh, 1986

### PASSING TOUCHDOWNS

3, Elvis Grbac, 1991  
3, Demetrius Brown, 1987  
3, Rick Leach, 1977  
3, Brian Griese, 1997  
2, Seven tied  
*Last, Chad Henne, 2005*

### TEAM BESTS

**Rushing Attempts:** 78, 1970  
**Rushing Yards:** 524, 1969  
**Passing Attempts:** 49, 2003  
**Passing Completions:** 30, 2010  
**Passing Yards:** 389, 2003  
**Total Offense:** 673, 1969

## STEPPING IN AND STEPPING UP

- Junior quarterback/wide receiver Devin Gardner made his first collegiate start at quarterback against Minnesota on Nov. 3, stepping in behind center in place of senior quarterback Denard Robinson.
- In Robinson's place, Gardner has led U-M to consecutive victories over Minnesota and Northwestern (Nov. 10), completing 28-of-47 passes for 520 yards and four scores and carrying the ball 19 times for 68 yards and three touchdowns.
- Gardner set career highs in pass attempts (29), completions (16), passing yards (286), rushing yards (47), total yards (333) and rushing touchdowns (two) vs. Northwestern. He accounted for four touchdowns against the Wildcats -- two in the air and two on the ground -- marking his first career game with four scores.
- Against Northwestern, Gardner threw a career-long 53-yard pass to fifth-year senior wide receiver Roy Roundtree in final seconds of regulation to set up the game-tying field goal.
- For his efforts against the Wildcats, Gardner earned Big Ten Co-Offensive Player of the Week accolades.
- Gardner showcased his big-play ability with a number of throws against the Gophers. He threw a 47-yard pass to senior/junior wide receiver Jeremy Gallon in the third quarter against Minnesota, then matched that mark with a 47-yard completion to Roundtree in the fourth quarter. He also completed a 45-yard touchdown pass to junior wide receiver Drew Dileo in the second quarter. Entering the game against Minnesota, Gardner's previous career-long pass was a 30-yard throw to Darryl Stonum against Bowling Green on Sept. 25, 2010.
- Through the first eight games of the season, Gardner became one of Denard Robinson's top targets at wide receiver. The 6-4 junior recorded a touchdown reception in four of eight games at wideout. Last season, wide receiver Junior Hemingway and tight end Kevin Koger tied for the team lead with four touchdown catches each. Gardner ranks third on the team in receptions (16) and fourth in receiving yards (266).

## OVERTIME SUCCESS

- With its 38-31 overtime victory over Northwestern on Nov. 10, Michigan improved to 4-0 in overtime games played at Michigan Stadium. The Wolverines are 8-1 all-time in contests decided by overtime.
- Last week's game marked U-M's first overtime contest since winning the Sugar Bowl, 23-20, on Jan. 4, 2012. It was the first overtime game played at home since U-M defeated Illinois, 67-65 in three overtimes, on Nov. 6, 2010.

## MAKING HIS MARK

- Wide receiver Jeremy Gallon caught four passes for a career-best 107 yards in the team's season opening loss to Alabama on Sept. 1, including a 71-yard career long catch on Michigan's first scoring drive of 2012. It marked Gallon's first career 100-yard receiving game.
- Gallon tied his career-long reception on a 71-yard TD catch in the first quarter against Illinois on Oct. 13. It marked the longest reception for a touchdown in his career and the Wolverines' longest this season.
- Gallon set a new career high with seven receptions vs. Northwestern on Nov. 10. His previous high was five, which also came against Northwestern, on Oct. 8, 2011.
- Gallon leads Michigan in receptions (29), receiving yards (484) and receiving yards per game (48.4).

## PLAYMAKERS ALL AROUND

- Eight different Wolverine players scored a touchdown in Michigan's 63-13 victory over Massachusetts on Sept. 15 (Devin Funchess, Devin Gardner, Justice Hayes, Taylor Lewan, Denard Robinson, Roy Roundtree, Vincent Smith and Fitzgerald Toussaint). It marked the first time eight or more U-M players scored a touchdown in the same game since at least 1949.
- Nine different players recorded a reception in Michigan's 45-0 win over Illinois on Oct. 13 (Drew Dileo, Dylan Esterline, Devin Funchess, Jeremy Gallon, Devin Gardner, Thomas Rawls, Jerald Robinson, Roy Roundtree and Fitzgerald Toussaint), and no player registered multiple catches against the Fighting Illini. The nine players combined for 174 receiving yards.
- Eight different players posted at least one catch in Michigan's 12-10 victory over Michigan State on Oct. 20 (Drew Dileo, Devin Funchess, Devin Gardner, Mike Kwiakowski, Jeremy Gallon, Roy Roundtree, Vincent Smith and Fitzgerald Toussaint). The eight players combined to amass 163 receiving yards.

## DEFENSIVE PRESENCE

- U-M has tallied seven interceptions over the last seven games, with two apiece coming from senior/junior safety Thomas Gordon and sophomore defensive back Raymon Taylor. Taylor scored U-M's first defensive points of the season on a 63-yard pick-six against Purdue on Oct. 6.
- Against Illinois on Oct. 13, Michigan recorded its first shutout since defeating Minnesota, 58-0, on Oct. 1, 2011. The Wolverines limited the Fighting Illini to 13 yards of total offense in the second half of the game.
- The U-M defense has allowed only one first quarter touchdown since Week 1 vs. Alabama (Sept. 1) and the Wolverines have allowed only one first quarter score since Week 2 vs. Air Force (Sept. 8).
- The Wolverines have held six of their 10 opponents this season to 13 points or less this season.

## MAJOR IMPROVEMENTS

The Wolverines' defense has made major strides in two seasons under the guidance of defensive coordinator Greg Mattison. Here is a look at how U-M has improved in a number of categories during Mattison's two seasons as defensive coordinator.

CATEGORY	2010 Avg.	2011 Avg.	2012 Avg.
Scoring Defense	35.23 (108th)	17.38 (6th)	18.2 (17th)
Total Defense	450.77 (110th)	322.15 (17th)	302.9 (11th)
Rushing Defense	188.92 (95th)	131.69 (39th)	153.7 (59th)
Pass Efficiency Defense	144.79 (103rd)	120.49 (36th)	112.4 (21st)
Pass Defense	261.85 (112th)	190.46 (16th)	149.2 (1st)
Sacks	1.38 (98th)	2.31 (29th)	1.30 (100th)
Tackles For Loss	5.38 (77th)	5.54 (68th)	5.70 (T-64th)
TD Allowed	57	27	17
Takeaways	19	29	15

### MOVING THE CHAINS

- Michigan's first offensive drive against Purdue (Oct. 6) spanned eight minutes and 48 seconds, marking the sixth-longest drive in program history since at least 1978. The Wolverines used 19 offensive players during the 17-play, 78-yard drive, which concluded with a one-yard TD run by running back Fitzgerald Toussaint.
- U-M held the ball for 12 minutes and 11 seconds in the first quarter against the Boilermakers, tallying 111 yards of total offense and eight first downs, while limiting Purdue to eight yards of total offense and zero first downs in the opening stanza.
- Michigan put together back-to-back scoring drives of 91 and 90 yards, respectively, in the second quarter against Minnesota (Nov. 3), marking the third time in program history that U-M has posted 90-plus yard scoring drives in the same game. It also marks the first time in program history that feat has been accomplished on consecutive offensive drives.
- Last week against Northwestern, Michigan put together another 91-yard scoring drive. U-M's two 91-yard scoring drives in 2012 are tied for the ninth-longest scoring drive in program history.
- In two games behind center, QB/WR Devin Gardner has orchestrated three 90+-yard scoring drives.

### BIG PLAY THREATS

- The Maize and Blue has produced 48 plays from scrimmage that have chewed up 20+ yards, including a season-high seven vs. Air Force.

Senior quarterback Denard Robinson leads the Wolverines with 11 20+-yard plays (all runs), while junior wide receiver Drew Dileo, junior wide receiver Jeremy Gallon and fifth-year senior wide receiver Roy Roundtree each have six plays extending 20+ yards.

### POCKET PRESENCE

- U-M's offensive line includes three starters from the 2011 squad. Fifth-year senior right guard Patrick O'mameh, senior/junior left tackle Taylor Lewan and senior/junior left guard Michael Schofield have combined for 91 career starts and 113 career games on the offensive line.
- Michigan's offensive front has allowed only 11 sacks this season (1.10 avg.), which ranks first in the Big Ten and tied for 18th in the NCAA through 10 games.

### 3RD-DOWN SUCCESS

- Michigan has converted 66 of 132 third downs (50%), good for first in the Big Ten and 12th in the nation. The school record is 49.6% in 1986.
- Sixteen of quarterback Denard Robinson's 21 third-down rush attempts have resulted in first downs.
- U-M's defense has held opponents to 51 of 141 third-down conversions (36.2%), sixth in the Big

Ten. U-M has held Big Ten opponents to 26-of-84 (31.0%) on third-down conversions, which ranks second in the conference.

### YOUTH SERVED

- Michigan has used several true freshmen to provide depth at a number of positions this season. U-M played 12 true freshmen vs. Alabama (Sept. 1), Massachusetts (Sept. 15), Notre Dame (Sept. 22) and Purdue (Oct. 6), and 11 true freshmen saw the field against Air Force (Sept. 8), Illinois (Oct. 13), Michigan State (Oct. 20), Nebraska (Oct. 27), Minnesota (Nov. 3) and Northwestern (Nov. 10).

### HITTING HIS STRIDE

- Dating back to last season, sophomore linebacker Jake Ryan has posted a tackle-for-loss in 14 of his last 16 games. Ryan has notched double-digit tackles in three games this season, including back-to-back double-digit tackle efforts against Illinois (Oct. 13) and Michigan State (Oct. 20).
- Ryan ranks tied for second in the Big Ten with 12.0 TFLs. In conference games, Ryan has a league-high 10.0 TFLs.
- Ryan earned Big Ten Defensive Player of the Week honors after tallying 3.5 TFLs vs. Illinois on Oct. 13. He leads Michigan in total tackles (69), solo stops (44), TFLs (12.0) and sacks (3.5) through nine games.

### FINDING HIS GROOVE

- Fifth-year senior linebacker Kenny Demens has posted at least six tackles in seven straight games
- He notched double-digit tackles in two consecutive games, posting a team-high 10 tackles at Nebraska (Oct. 27) and at Minnesota (Nov. 3).
- Demens has tallied double-digit tackles in nine career games at U-M.

### KOVACS MOVING UP ALL-TIME TACKLES LIST

- Senior safety Jordan Kovacs continues to climb U-M's all-time tackles list. After posting five tackles against Michigan State (Oct. 20), Kovacs became only the 15th player in Michigan history to record 300 career tackles. A product of Curtice, Ohio, Kovacs has notched 54 total tackles and 36 solo stops through 10 games.

### MOST CAREER TACKLES- SCHOOL HISTORY

Player	Tackles
1. Ron Simpkins (1976-79)	516
2. Jarrett Irons (1993-96)	440
3. Erick Anderson (1988-91)	428
4. Paul Girgash (1979-82)	414
5. Mike Mallory (1982-85)	396
10. Steve Morrison (1990-94)	360
11. Greg Morton (1974-76)	336
12. Andy Moeller (1983-86)	326
13. Jordan Kovacs (2009-present)	320


### BIG TEN OFFENSIVE PLAYERS OF THE WEEK MOST WEEKLY HONORS (CAREER) - BEGAN IN 1987

No.	PLAYER	YEAR(S)
9	<b>Denard Robinson, QB, MICH</b>	<b>2009-present</b>
	Ron Dayne, RB, WIS	1996-99
8	Drew Brees, QB, PUR	1997-00
6	Anthony Thompson, RB, IND	1986-89
	Antwaan Randle El, QB, IND	1998-01
	Troy Smith, QB, OSU	2003-06
5	Kurt Kittner, QB, ILL	1998-01
	Kyle Orton, QB, PUR	2001-04
	Drew Stanton, QB, MSU	2003-06
	Kellen Lewis, QB, IND	2006-08
	Daryl Clark, QB, PSU	2008-09

## WOLVERINE BITES

### ROBINSON IN THE U-M RECORD BOOK

- Senior quarterback Denard Robinson has quickly ascended the Michigan charts for passing, rushing and total yards.



### U-M Career Passing Records

Attempts		
1.	Chad Henne (2004-07)	1,387
2.	John Navarre (2000-03)	1,366
3.	Elvis Grbac (1989-92)	835
4.	<b>Denard Robinson (2009-)</b>	<b>746</b>
5.	Todd Collins (1991-94)	711
	Tom Brady (1996-99)	711

### Completions

1.	Chad Henne (2004-07)	828
4.	Todd Collins (1991-94)	457
5.	Tom Brady (1996-99)	443
6.	<b>Denard Robinson (2009-)</b>	<b>427</b>
7.	Jim Harbaugh (1983-86)	387
8.	Brian Griese (1994-97)	355

### Yards

1.	Chad Henne (2004-07)	9,715
2.	John Navarre (2000-03)	9,254
3.	Elvis Grbac (1989-92)	6,460
4.	<b>Denard Robinson (2009-)</b>	<b>6,250</b>
5.	Todd Collins (1991-94)	5,858
6.	Jim Harbaugh (1983-86)	5,449
7.	Tom Brady (1996-99)	5,351

### Touchdowns

1.	Chad Henne (2004-07)	87
2.	John Navarre (2000-03)	72
3.	Elvis Grbac (1989-92)	71
4.	<b>Denard Robinson (2009-)</b>	<b>49</b>
5.	Rick Leach (1975-78)	48
6.	Steve Smith (1980-83)	42

### U-M Career Rushing Records

Yards		
1.	Mike Hart (2004-07)	5,040
2.	Anthony Thomas (1997-00)	4,472
3.	Jamie Morris (1984-87)	4,393
4.	Tyrone Wheatley (1991-94)	4,178
5.	<b>Denard Robinson (2009-)</b>	<b>4,175</b>

### Touchdowns

1.	Anthony Thomas (1997-2000)	55
2.	Tyrone Wheatley (1991-94)	47
3.	Mike Hart (2004-07)	41
	<b>Denard Robinson (2009-)</b>	<b>41</b>
5.	Chris Perry (2000-03)	39

### 100-Yard Games

1.	Mike Hart (2004-07)	28
2.	Anthony Thomas (1997-00)	22
3.	Tyrone Wheatley (1991-94)	20
4.	Jamie Morris (1984-87)	18
	<b>Denard Robinson (2009-)</b>	<b>18</b>

### U-M Career Offense Records

Yards		
1.	<b>Denard Robinson (2009-)</b>	<b>10,425</b>
2.	Chad Henne (2004-07)	9,400
3.	John Navarre (2000-03)	8,995

## WOLVERINE BITES

### 1,000 YARD CLUB



Roy Roundtree

• Fifth-year senior wide receiver Roy Roundtree is U-M's active leader in career receiving yards. His 2,102 yards are 12th-best for the Maize and Blue.

#### U-M Career Receiving Yards

1.	Braylon Edwards (2001-04)	3,541
2.	Anthony Carter (1979-82)	3,076
3.	Amani Toomer (1992-95)	2,657
4.	David Terrell (1998-00)	2,317
5.	Mario Manningham (2005-07)	2,310
6.	Tai Streets (1995-98)	2,284
7.	Marquise Walker (1998-01)	2,269
8.	Jason Avant (2002-05)	2,247
9.	Greg McMurtry (1986-89)	2,163
10.	Desmond Howard (1989-91)	2,146
11.	Mercury Hayes (1992-95)	2,144
12.	<b>Roy Roundtree (2009-)</b>	<b>2,102</b>
13.	Derrick Alexander (1989-93)	1,977
14.	Jack Clancy (1963-66)	1,917



Denard Robinson Fitzgerald Toussaint Vincent Smith

• Quarterback Denard Robinson and running back Fitzgerald Toussaint became U-M's first pair of 1,000-yard rushers since 1975 by each surpassing the mark in the win over Ohio State last season. Robinson finished with 1,176 yards in 2011, while Toussaint gained 1,041. Gordon Bell (1,388) and Rob Lytle (1,030) achieved the feat 36 years ago.

• Robinson and Fitzgerald were the only pair of teammates in the FBS last season to each amass over 1,000 yards on the ground.

• Senior/junior running back Fitz Toussaint has 1,611 career rushing yards, 1,011 of which came in 2011.

• Senior running back Vincent Smith ranks 40th in career rushing.

#### U-M Career Rushing Yards

1.	Mike Hart (2004-07)	5,040
2.	Anthony Thomas (1997-00)	4,472
3.	Jamie Morris (1984-87)	4,393
4.	Tyrone Wheatley (1991-94)	4,178
5.	<b>Denard Robinson (2009-)</b>	<b>4,129</b>
29.	<b>Fitz Toussaint (2010-)</b>	<b>1,611</b>
41.	<b>Vincent Smith (2009-)</b>	<b>1,242</b>

### ROUNDTREE CLIMBING ALL-TIME RECEPTIONS LIST

• Fifth-year senior wide receiver Roy Roundtree continues to move up U-M's all-time receptions list. After posting five receptions vs. Northwestern (Nov. 10), Roundtree upped his career catches to 143, moving to eighth all-time among Michigan's leaders in the category. He is tied with former U-M standout Amani Toomer (143, 1992-95).

#### MOST CAREER RECEPTIONS- SCHOOL HISTORY

Player	Receptions
1. Braylon Edwards (2001-04)	252
2. Marquise Walker (1998-01)	176
3. Jason Avant (2002-05)	169
4. Anthony Carter (1979-82)	161
5. Steve Breaston (2003-06)	156
6. David Terrell (1998-00)	152
7. Tai Streets (1995-98)	144
8. Amani Toomer (1992-95)	143
<b>Roy Roundtree (2009-present) 143</b>	
10. Mario Manningham (2005-07)	137

#### SPECIAL TEAMS STANDOUTS

• Several special teams contributors are making their presence felt for U-M in 2012, including Will Hagerup, who leads the Big Ten in punting (44.7 avg.).

• Senior/junior kicker Brendan Gibbons connected on his lone field goal attempt against Northwestern (Nov. 10) and has made 11 in a row, dating back to the Purdue game (Oct. 6). Gibbons' streak ranks second in U-M history behind Remy Hamilton, who converted 14-straight field goals in 1996.

• Gibbons posted a career-long 52-yard field goal at Nebraska (Oct. 27), which is tied for the sixth longest in U-M history, and it is the longest kick by a Wolverine since Hayden Epstein connected on a 57-yard field goal against Michigan State on Nov. 3, 2001.

• Gibbons has connected on 28 career field goal attempts, surpassing Epstein (26, 1998-2001) for seventh in program history. He needs just one more field goal to reach the sixth spot, currently held by Bob Bergeron (29, 1981-84).

• Gibbons was 5-for-5 on point-after touchdown attempts against Northwestern, upping his career total to 102 to remain seventh among U-M's all-time leaders in the category. Gibbons' 87 consecutive made PATs are second in U-M history, trailing only J.D. Carlson (126, 1988-91).

• Through 10 games, freshman kick returner Dennis Norfleet ranks second in program history with 31 kickoff returns this season. Norfleet's 735 kick return yards are second best all-time. The Detroit, Mich. native notched 177 return yards vs. Alabama (Sept. 1), marking the fifth-best single-game total in program history.

• Norfleet posted a career-best 42-yard punt return vs. Illinois on Oct. 13, marking the longest Wolverine punt return since Martavius Odoms posted a 73-yarder at Purdue on Nov. 1, 2008.

• Sophomore kicker Matt Wile posted his first collegiate field goal -- on his first attempt -- from 48 yards in the second quarter of U-M's 12-10 victory over Michigan State on Oct. 20. It is the longest Michigan field goal since Jason Olesnavage kicked a 51-yarder against Purdue on Nov. 7, 2009.

### WISTERT BROTHERS RECOGNIZED AS MICHIGAN FOOTBALL LEGENDS, KOVACS TO WEAR NO. 11

• U-M officially recognized Francis, Albert and Alvin Wistert with "Michigan Football Legend" distinction prior to the Nov. 10th game between the Wolverines and Northwestern.

• In honor of the Wistert brothers, senior safety Jordan Kovacs will switch from No. 32 to No. 11 for the remainder of the season. A patch will be affixed to the No. 11 jersey worn by Kovacs and all other future players donning the Wisterts' jersey number.

### FORD NAMED MICHIGAN FOOTBALL LEGEND, MORGAN TO WEAR NO. 48

• Former U-M player Gerald R. Ford, the 38th President of the United States, was honored with "Michigan Football Legend" distinction prior to the Michigan-Illinois game on Oct. 13.

• Sophomore linebacker Desmond Morgan will wear the famed No. 48 jersey for the remainder of his career, switching from No. 44. A Michigan Football Legend patch over the left upper chest will be affixed to the No. 48 jersey worn by Morgan and all other future players donning Ford's jersey number.

### KRAMER RECOGNIZED AS MICHIGAN FOOTBALL LEGEND, MOORE TO WEAR NO. 87

• U-M officially recognized Ron Kramer (1954-56) as a "Michigan Football Legend" prior to the Sept. 15th game between the Wolverines and Massachusetts.

• Fifth-year senior tight end Brandon Moore will wear the No. 87 jersey for the remainder of the season, switching from No. 89. A patch over the left upper chest will be affixed to the No. 87 jersey worn by Moore and all other future players donning Kramer's jersey number.

### OOSTERBAAN NAMED MICHIGAN FOOTBALL LEGEND, RYAN TO DON NO. 47

• Former Wolverine player and coach Bennie Oosterbaan was honored before U-M's game against Air Force (Sept. 8) as the second player in program history to receive the "Michigan Football Legend" designation.

• In honor of Oosterbaan, junior/sophomore linebacker Jake Ryan switched from No. 90 to No. 47 for the remainder of his career in honor of Oosterbaan. A patch over the left upper chest will be affixed to the No. 47 jersey worn by Ryan and all other future players donning Oosterbaan's jersey number. Oosterbaan's No. 47 was formerly retired since the end of his playing year (1927); he was the first Michigan player to have his number retired.

### U-M TO RECOGNIZE FORMER GREATS IN 2012

• The U-M Athletic Department is recognizing center Gerald Ford, end Ron Kramer and Bennie Oosterbaan, and tackles Francis, Albert and Alvin Wistert, with the "Michigan Football Legend" distinction during the 2012 season. The Wisterts, Ford, Kramer and Oosterbaan will be honored in perpetuity with their names always affixed to their respective jersey numbers with a patch over the left upper chest of all future players donning the jersey numbers.

• Desmond Howard was the inaugural Michigan Football Legend, honored last year during the first night game in Michigan Stadium history. Howard's No. 21 jersey will be worn in 2012 by senior wide receiver Roy Roundtree.

# INDIVIDUAL PLAYER NOTES

## Jeremy Gallon

### 2012 Season

- Leads team in receptions (29), receiving yards (484) and receiving yards per game (48.4).
- Set career high with seven receptions vs. Northwestern (Nov. 10).
- Recorded second touchdown reception of the season at Minnesota (Nov. 3).
- Tied his career-long reception on a 71-yard touchdown catch vs. Illinois (Oct. 13); marked longest reception TD of his career.
- Started and made four catches for a career-high 107 receiving yards vs. Alabama (Sept. 1).
- Posted career-long 71-yard reception against the Crimson Tide.

### Career

- Second on the team in catches (31) and receiving yards (453) in 2011. Had a catch in all 13 games.
- Career-high 107 receiving yards vs. Alabama (Sept. 1, 2012).
- Career-high five catches (73 yards) at Northwestern (Oct. 8, 2011).
- Made first career start vs. Minnesota (Oct. 1, 2011).
- In 2011, led team with 19 punt returns for 192 yards (10.1 avg ranked 3rd in Big Ten).
- In 2010, led team in punt returns (10 for 43 yards) and kick returns (27 for 589 yards).

### Receiving

Year	GP/GS	No.	Yards	Avg.	Per/Game	TD	Long
2010	12/0	4	49	12.3	7.0	1	20
2011	13/1	31	453	14.6	34.8	3	64
2012	10/9	29	484	16.7	48.4	2	71
<b>Career</b>	<b>35/10</b>	<b>64</b>	<b>986</b>	<b>15.4</b>	<b>28.2</b>	<b>6</b>	<b>71</b>

## Devin Gardner

### 2012 Season

- Big Ten Co-Offensive Player of the Week vs. Northwestern (Nov. 10).
- Made second consecutive start at quarterback vs. Northwestern (Nov. 10); set new career-highs in pass attempts (29), completions (16), passing yards (286), rushing yards (47), total yards (333) and rushing touchdowns (2).
- Posted four touchdowns against the Wildcats (Nov. 10) -- two rushing and two passing -- for his first career game accounting for four scores.
- Threw a career-long 53-yard to fifth-year senior wide receiver Roy Roundtree in final seconds of fourth quarter to set up game-tying field goal.
- Made first career start at quarterback vs. Minnesota (Nov. 3); posted career highs in pass completions, pass attempts, passing yards, passing touchdowns and rushing attempts. He completed 12-of-18 passes for 234 yards and two touchdowns and carried the ball 10 times for 21 yards and one touchdown.
- Played wide receiver first eight games of season; has recorded a touchdown reception in four of 10 games in 2012.
- Posted career-best five receptions for 63 yards and one score against Air Force (Sept. 8).
- Made first career start at wide receiver vs. Alabama (Sept. 1).
- Lone catch vs. Alabama (Sept. 1) was a career-best 44-yard touchdown reception, marking the first receiving score of his career.

### Career

- Saw action in nine games as reserve QB in 2011.

- Ran for career-best 39 yards vs. Minnesota (Oct. 1, 2011).
- Made career debut at quarterback against Connecticut (Sept. 4, 2010).
- Completed 7-of-10 passes for 85 yards and threw for first career touchdown against Bowling Green (Sept. 25, 2010); rushed six times for 25 yards and one touchdown (also first of his career).

### Receiving

Year	GP/GS	No.	Yards	Avg.	Per/Game	TD	Long
2010	3/0	0	0	0	0	0	0
2011	9/0	1	2	2.0	0.0	0	2
2012	10/7	16	266	16.6	26.6	4	44
<b>Career</b>	<b>22/7</b>	<b>17</b>	<b>268</b>	<b>15.8</b>	<b>12.2</b>	<b>4</b>	<b>44</b>

### Rushing

Year	GP/GS	Att.	Yards	Avg.	Per/Game	TD	Long
2010	3/0	7	21	3.0	7.0	1	9
2011	9/0	25	53	2.1	5.9	1	15
2012	10/7	19	68	3.6	6.8	3	19
<b>Career</b>	<b>22/7</b>	<b>51</b>	<b>142</b>	<b>2.8</b>	<b>6.5</b>	<b>5</b>	<b>19</b>

### Passing

Year	GP/GS	Comp.	Att.	Pct.	Yards	TD	Int.	Long
2010	3/0	7	10	70.0	85	1	0	30
2011	9/0	11	23	47.8	176	1	1	32
2012	10/7	28	47	59.6	520	4	2	53
<b>Career</b>	<b>22/7</b>	<b>46</b>	<b>80</b>	<b>57.5</b>	<b>781</b>	<b>6</b>	<b>3</b>	<b>53</b>

## Denard Robinson

### 2012 Season

- Missed second consecutive game vs. Northwestern (Nov. 10) due to injury.
- Missed game at Minnesota (Nov. 3) due to injury; snapped streak of 34 consecutive starts dating back to game vs. Connecticut on Sept. 4, 2010.
- Completed 6-of-11 passes for 55 yards and carried the ball 10 times for 46 yards at Nebraska (Oct. 27); left game due to injury in second quarter and did not return.
- Completed 14-of-29 passes for 163 yards and carried the ball 20 times for 96 yards vs. Michigan State (Oct. 20).
- Against the Spartans, reached the third spot on the NCAA's list of all-time leaders in rushing yards by a quarterback, surpassing Nevada's Colin Kaepernick (4,112, 2007-10).
- Completed 7-of-11 passes for 159 yards and two touchdowns and carried the ball 11 times for 128 yards and two touchdowns vs. Illinois (Oct. 13); 10th career game with at least four TDs; marked 18th career 100-yard rushing performance; 71-yard TD pass to Jeremy Gallon marked second-longest TD pass of his career.
- Against the Fighting Illini, became the eighth player in NCAA history to rush for 40 TDs and pass for 40 TDs in his career.
- With 287 yards of total offense against Illinois, became the eighth player in Big Ten history to post at least 10,000 yards in his career.
- Earned Big Ten Co-Offensive Player of the Week honors vs. Purdue (Oct. 6); Completed 8-of-16 passes for 105 yards and carried the ball 24 times for 235 yards; marked Robinson's fifth career 200-yard rushing game and ninth career 150-yard rushing effort; also 17th career 100-yard rushing performance.
- Against Purdue, set the Big Ten career QB rushing record with 3,905 yards, eclipsing the previous mark, set by Indiana's Antwaan Randle El (3,895, 1998-01).
- With 105 passing yards against Purdue, Robinson (5,873 passing yards) moved into fourth place among Michigan's all-time leaders

# 2012 BIG TEN FOOTBALL STANDINGS

## LEGENDS DIVISION

TEAM	BIG TEN	OVERALL
Nebraska	5-1	8-2
Michigan	5-1	7-3
Northwestern	3-3	7-3
Iowa	2-4	4-6
Minnesota	2-4	6-4
Michigan State	2-4	5-5

## LEADERS DIVISION

TEAM	BIG TEN	OVERALL
Ohio State	6-0	10-0
Wisconsin	4-2	7-3
Penn State	4-2	6-4
Indiana	2-4	4-6
Purdue	1-5	4-6
Illinois	0-6	2-8

## LAST WEEK'S RESULTS

### SATURDAY, NOVEMBER 10

#### Michigan 38, Northwestern 31 (OT)

Wisconsin 62, Indiana 14

Nebraska 32, Penn State 23

Minnesota 17, Illinois 3

Purdue 27, Iowa 24

## UPCOMING SCHEDULE

### SATURDAY, NOVEMBER 17

#### Iowa at Michigan

Northwestern at Michigan State

Minnesota at Nebraska

Indiana at Penn State

Ohio State at Wisconsin

Purdue at Illinois

### FRIDAY, NOVEMBER 23

Nebraska at Iowa

### SATURDAY, NOVEMBER 24

#### Michigan at Ohio State

Illinois at Northwestern

Michigan State at Minnesota

Wisconsin at Penn State

Indiana at Purdue

## 2012 MICHIGAN RECORD WHEN...

Overall:	7-3
At Home:	5-0
On the Road:	2-2
Neutral:	0-1
By Month:	
August:	0-0
September:	2-2
October:	3-1
November:	2-0
December:	0-0
January:	0-0
When Scoring First:	5-0
When Opponent Scored First:	2-3
When Scoring 20 or More Points:	6-0
When Scoring Less Than 20 Points:	1-3
When Leading at the Half:	6-0
When Trailing at the Half:	0-3
When Tied at the Half:	1-0
When Leading after 3 Quarters:	5-0
When Trailing after 3 Quarters:	2-3
When Tied after 3 Quarters:	0-0
In Overtime:	1-0
When Outrushing the Opponent:	5-1
With 35 or More Rushing Attempts:	4-2
With Less Than 30 Passing Attempts:	5-3
When Leading in Time of Possession:	3-2
When Trailing in Time of Possession:	3-2
On Turf:	6-2
On Grass:	1-1
When Leading in Takeaway/Turnover Ratio:	2-0
When Even in Takeaway/Turnover Ratio:	3-0
When Trailing in Takeaway/Turnover Ratio:	2-3
With an Individual 100-Yard Rusher:	4-0
With an Individual 200-Yard Passer:	4-1
250-Yard Passer:	2-0
With an Individual 100-Yard Receiver:	2-1
With an Individual Opponent 100-Yard Rusher:	2-2
With an Individual Opponent 200-Yard Passer:	0-0
250-Yard Passer:	0-0
With an Individual Opponent 100-Yard Receiver:	0-0

in the category.

- Completed 13-of-24 passes for 138 yards and carried the ball 26 times for 90 yards at Notre Dame (Sept. 22); Robinson's 1,197 career total yards against Notre Dame are the most ever by a Fighting Irish opponent.
- Completed 16-of-24 passes for 291 yards and three touchdowns and carried the ball 10 times for 106 yards and one touchdown vs. Massachusetts (Sept. 15); marked Robinson's eighth career game with 100 yards rushing and 200 yards passing; ninth career game with at least four touchdowns.
- Accounted for 366 total yards in the first half vs. Massachusetts (Sept. 15), a career best.
- Earned Big Ten Offensive Player of the Week honors vs. Air Force (Sept. 8); Completed 14-of-25 passes for 208 yards and two TDs and carried the ball 20 times for 218 yards and two TDs; Became first player in FBS history to have at least 200 yards rushing and 200 passing in three games.
- Against Air Force, became the first U-M player since Tyrone Wheatley (1991-94) to record two rushing TDs of 50 yards or more in a game one game (79 and 58).
- Needs one rushing TD to become the first player in Big Ten history to record 50 passing TDs and 40 rushing TDs.
- Ranks third in the Big Ten and 14th in the country in rushing yards per game (118.2).

### Rushing:

- Ranks third on NCAA career rushing list by quarterbacks with 4,175.
- Tied with Mike Hart for third all-time in career rushing TDs (41).

### Passing:

- Ranks fourth in U-M annals for passing yards (6,195), fourth in touchdowns (49) and sixth in completions (427).

### Total Offense:

- Ranks first in U-M history in career total offensive yardage (10,425), surpassing previous record holder Chad Henne (9,400, 2004-07) against Notre Dame on Sept. 22.
- Owns the top eight total offense games in school history.
- Robinson has 15 career games with 300+ yards of offense and six with 400+ yards.

### BIG TEN CAREER RUSHING YARDS BY QUARTERBACK

1. **4,175 Denard Robinson, Michigan** 2009-
2. 3,895 Antwaan Randle El, Indiana 1998-2001
3. 2,557 Juice Williams, Illinois 2006-09

### NCAA CAREER RUSHING YARDS BY QUARTERBACK

1. 4,480 Pat White, West Virginia 2005-08
2. 4,289 Brad Smith, Missouri 2002-05
3. **4,175 Denard Robinson, Michigan** 2009-

### 2011 Season

- All-Big Ten second team by media.
- Four-time Big Ten Player-of-the-Week choice.
- Davey O'Brien National Quarterback Award (Semifinalist).
- Sixteen rushing TDs in 2011 ranked 2nd in Big Ten, tied for 12th in the FBS. Marked 5th-best single-season rushing TD total at U-M.
- Surpassed 1,000-yard mark vs. OSU (1,163) to record the 30th 1,000-yard rushing campaign by a Wolverine. Also became 10th U-M player with multiple seasons of 1,000 yards rushing.
- Against Nebraska and Ohio State, ran for 253

yards on 49 carries and 4 TDs.

- 90.5 yards per game rushing ranked 5th in the Big Ten and 38th in the FBS; was 2nd among FBS QBs with 1,176 rushing yards.
- Ran for multiple touchdowns (2) for 11th time of career vs. Ohio State; marked third straight game with two rushing TDs. Had five games with multiple rushing TDs in 2011.
- Scored a rushing touchdown in 10 of 13 games, including seven straight games (9/10-10/29).
- Tied season high with 26 carries for 170 yards vs. Ohio State. Was fifth 100-yard game of 2011 and 14th of career, which is seventh-most at U-M.
- Ran 21 times against San Diego State for 200 yards--3rd-best rushing total of career. Only other Wolverines with three 200-yard games are Mike Hart (5) and Ron Johnson (3). Three rushing TDs vs. SDSU tied career high.
- Had 4th-best career rushing effort (198 yards) on 26 carries and one touchdown vs. EMU.
- Had ten rushing plays of 20+ yards: 53, 52, 41, 39, 34, 30, 28, 25, 25, 22, 22, 22.
- Owns six of the top 12 single-game rushing performances by a quarterback in Big Ten history.
- Ranked 1st in FBS in yards per completion (15.30) in 2011.
- Threw for three touchdowns vs. Ohio State in 2011, his 13th career game with multiple TD passes.
- Completed first 11 attempts vs. Minnesota in 2011 en route to 15-of-19 passing for 169 yards and two touchdowns. Eleven straight completions set career high.
- Threw for career-high 338 yards vs. Notre Dame in 2011, his second career 300-yard game.
- Four touchdown passes vs. Notre Dame set career high. Final TD pass to Roy Roundtree won the game with two seconds remaining.
- First Wolverine to account for five touchdowns (3 passing, 2 rushing) in Ohio State series history. Five total TDs tied career high for third time.
- During Ohio State game in 2011, became fourth player in NCAA history with two seasons of 2,000 yards passing and 1,000 yards rushing.
- During Nebraska game in 2011, became 10th player in NCAA history with 3,000 yards passing and 3,000 yards rushing for a career.
- During Michigan State game in 2011, became 22nd player in NCAA history with 4,000 yards passing and 2,000 yards rushing for a career.
- Against Ohio State in 2011, became the eighth player in NCAA history to score 200 points (35 rushing TDs) and pass for 200 points (38 passing TDs) in a career. Other U-M QB to do so is Rick Leach (34 rush, 48 pass).
- Averaged 257.6 yards per game in 2011, which ranked 1st in the Big Ten and 32nd nationally.
- Tallied sixth career game with four-plus total TDs with two passing and two rushing TDs vs. Nebraska (Nov. 19, 2011).
- Five total touchdowns (4 pass, 1 run) against Notre Dame in 2011 tied career high set vs. Hoosiers (10/2/10, 3 pass, 2 run).

### CAREER RUSHING

Year	GP/GS	Att	Yards	Avg.	P/G	TD	Long
2009	12/1	69	351	5.1	29.2	5	43
2010	13/13	256	1702	6.6	130.9	14	87
2011	13/13	221	1176	5.3	90.5	16	53
2012	8/8	131	946	7.2	118.2	6	79
<b>Career</b>	<b>46/35</b>	<b>677</b>	<b>4,175</b>	<b>6.2</b>	<b>90.8</b>	<b>41</b>	<b>87</b>

### CAREER PASSING

Year	GP/GS	Comp/Att.	Pct.	Yards	TD	Int.	Long
2009	12/0	31/14	45.2	188	2	4	38
2010	13/13	291/182	62.5	2570	18	11	75
2011	13/13	258/142	55.0	2173	20	15	77
2012	8/8	89/166	53.6	1319	9	9	71
<b>Career</b>	<b>46/35</b>	<b>427/746</b>	<b>57.2</b>	<b>6,250</b>	<b>49</b>	<b>39</b>	<b>77</b>

2012 GAME-BY-GAME

	PASSING			RUSHING		
	C/A	Yds.	TD	Att.	Yds.	TD
ALA	11/26	200	1	10	27	1
AFA	14/25	208	2	20	218	2
UMASS	16/24	291	3	10	106	1
ND	13/24	138	0	26	90	0
PUR	8/16	105	1	24	235	0
ILL	7/11	159	2	11	128	2
MSU	14/29	163	0	20	96	0
NEB	6/11	55	0	10	46	0
MINN	Did Not Play					
NU	Did Not Play					
<b>TOTAL</b>	<b>89/166</b>	<b>1,319</b>	<b>9</b>	<b>131</b>	<b>946</b>	<b>6</b>

Robinson's 2012 Statistics/Splits

3rd down rushing: 21 rushes, 16 1st downs, 2 TD  
 3rd down passing: 28-56, 24 1st downs, 3 TD, 3 Int.  
 4th down rushing: 1 rush, 0 1st downs, 0 TD  
 4th Quarter: 14-30 for 152 yards, 0 TD, 0 Int.  
 First Half: 56-99 for 922 yards, 5 TD, 9 Int.  
 Second Half: 33-67 for 397 yards, 4 TD, 0 Int.

2011 GAME-BY-GAME

	PASSING			RUSHING		
	C/A	Yds.	TD	Att.	Yds.	TD
WMU	9/13	98	0	8	46	0
ND	11/24	338	4	16	108	1
EMU	7/18	95	2	26	198	1
SDSU	8/17	93	0	21	200	3
MINN	15/19	169	2	6	51	1
NW	17/26	337	2	25	117	2
MSU	9/24	123	1	18	42	1
PUR	9/14	170	0	15	63	1
IOWA	17/37	194	2	12	55	0
ILL	6/10	92	0	12	30	2
NEB	11/18	180	2	23	83	2
OSU	14/17	167	3	26	170	2
VT	9/21	117	2	13	13	0
<b>TOTAL</b>	<b>142/258</b>	<b>2,173</b>	<b>20</b>	<b>221</b>	<b>1,176</b>	<b>16</b>

Robinson's 2011 Statistics/Splits

3rd down rushing: 50 rushes, 26 1st downs, 8 TD  
 3rd down passing: 46-84, 38 1st downs, 5 TD, 2 Int.  
 4th down rushing: 8 rushes, 5 1st downs, 0 TD  
 4th Quarter: 32-60 for 576 yards, 7 TD, 2 Int.  
 First Half: 83-147 for 1,107 yards, 10 TD, 10 Int.  
 Second Half: 59-111 for 1,066 yards, 10 TD, 5 Int.

2010 GAME-BY-GAME

	PASSING			RUSHING		
	C/A	Yds.	TD	Att.	Yds.	TD
UConn	19/22	186	1	29	197	1
ND	24/40	240	1	28	258	2
UMass	10/14	241	2	17	104	1
BG	4/4	60	0	5	129	2
IU	10/16	277	3	19	217	2
MSU	17/29	215	1	21	86	1
IOWA	13/18	96	1	18	105	0
PSU	11/23	190	1	27	191	3
ILL	10/20	305	3	19	62	0
PUR	13/21	176	1	22	68	0
WISC	16/25	239	2	22	121	2
OSU	8/18	87	0	18	105	0
MISS ST.	27/41	254	2	11	59	0
<b>TOTAL</b>	<b>182/291</b>	<b>2,570</b>	<b>18</b>	<b>256</b>	<b>1,702</b>	<b>14</b>

Robinson's 2010 Passing Statistics/Splits

3rd Down: 43-77 for 537 yards, 5 TDs, 6 Int.  
 4th Down: 4-14 for 75 yards, 1 TD  
 Fourth Quarter: 35-56 for 437 yards, 2 TD, 2 Int.  
 First Half: 102-165 for 1,540 yards, 13 TD, 7 Int.  
 Second Half: 80-129 for 1,028 yards, 5 TD, 4 Int.

2010 Season Records & Accolades

- Football Writers Association of America (FWAA) All-American at running back.
  - Finished sixth in the Heisman Trophy balloting.
  - *Chicago Tribune* Silver Football recipient as the Big Ten's MVP, becoming the first sophomore quarterback to win the award since Archie Griffin in 1973.
  - Big Ten Offensive Player of the Year.
  - Manning Award finalist; Davey O'Brien and Maxwell awards semifinalist.
  - Set NCAA and Big Ten record for most rushing yards by a quarterback (1,702).
  - Became the first quarterback in NCAA history to rush (1,702) and pass (2,570) for 1,500 yards in a season.
  - Three-time Big Ten Offensive Player of the Week (Connecticut, Notre Dame and Indiana).
  - Ranked as nation's 4th-leading rusher with an average of 130.9 yards per game.
  - Ranked 2nd nationally in total offense, averaging 328.6 yards per game.
  - Held U-M season record for total offense; accounted for 4,272 yards on 547 plays.
  - Reset the U-M total offensive record with 502 yards at Notre Dame (had 502 of team's 532 yards); set U-M record with 68 total plays (28 rushing and 40 passing).
  - Became only quarterback in NCAA history to run and pass for 200 yards in two games in a season.
  - Had 53 runs over 10 yards, including 16 over 20 yards, and had 86 first downs rushing, most in the Big Ten.
  - Became first U-M quarterback since Scott Dreisbach (1995-96) to win his first five starts.
  - Was one of three FBS quarterbacks to throw for 18 touchdowns and rush for 14 touchdowns in 2010 (Cam Newton and Colin Kaepernick).
- Statistics and Game-By-Game Notes - 2010**
- Went 19-of-22 passing in first career start against Connecticut (Sept. 4, 2010), the second-highest completion percentage in a single game (86.3 pct.) in team history (2nd to Elvis Grbac's 90.9 pct. vs. Notre Dame in 1991 (20-22)).
  - Set career highs in completions and attempts, completing 24-of-40 passes for 244 yards and one touchdown against Notre Dame; recorded an 87-yard run at Notre Dame, making it the second-longest run against Notre Dame ever, the second-longest run from scrimmage at Notre Dame Stadium and the sixth-longest play from scrimmage in Michigan history.
  - His 258 rushing yards against the Irish was the best road performance ever for a Wolverines rusher and was the fifth-best single-game effort in school history.
  - Broke his own U-M record and the Big Ten record for rushing yards by a quarterback in a single game. He broke the league record of 217 yards set by Mike Kafka at Minnesota on Nov. 1, 2008. It ranked as the 5th-most rushing yards by a QB in the last 15 college football seasons.

PUTTING 2010 IN PERSPECTIVE

NCAA SEASON RUSHING YARDS BY A QUARTERBACK (BCS)

Player, School	Att.	Yds.	TDs
1. Denard Robinson, U-M (2010)	256	1,702	14
2. Beau Morgan, Air Force (1996)	225	1,494	18

**MICHIGAN'S SINGLE-SEASON RUSHING YARDAGE LIST**

Player (Year)	Att.	Yds.	TDs
1. Tshimanga Biakabutuka (1995)	303	1,818	12
2. Anthony Thomas (2000)	319	1,733	18
3. Jamie Morris (1987)	282	1,703	14
4. Denard Robinson (2010)	256	1,702	14
5. Chris Perry (2003)	338	1,674	18

SOPHOMORE OFFENSIVE BIG TEN PLAYERS OF THE YEAR

YEAR	PLAYER	SCHOOL	Pos.
1985	Lorenzo White	Michigan State	RB
1990	Tico Duckett	Michigan State	RB
1990	Jon Vaughn	Michigan	RB
1992	Tyrone Wheatley	Michigan	RB
1998	Drew Brees	Purdue	QB
2009	John Clay	Wisconsin	RB
2010	Denard Robinson	Michigan	QB

MOST TOTAL OFFENSE - SINGLE SEASON BIG TEN HISTORY

YEAR	PLAYER	SCHOOL	YARDS
2010	Denard Robinson	Michigan	4,272
2000	Drew Brees	Purdue	4,189

THE NATIONAL POLLS

Associated Press Media Poll (Nov. 11)

Team	Record	Points	Previous
1. Oregon (45)	10-0	1485	2
2. Kansas State (14)	10-0	1451	3
3. Notre Dame (1)	10-0	1382	4
4. Alabama	9-1	1259	1
5. Georgia	9-1	1223	5
6. Ohio State	10-0	1212	5
7. Florida	9-1	1089	7
8. LSU	8-2	1046	9
9. Texas A&M	8-2	1031	15
10. Florida State	9-1	1024	8
11. Clemson	9-1	907	10
12. South Carolina	8-2	848	12
13. Oklahoma	7-2	798	14
14. Stanford	8-2	766	16
15. Oregon State	7-2	556	13
16. Nebraska	8-2	549	18
17. UCLA	8-2	541	17
18. Texas	8-2	496	19
19. Louisiana Tech	9-1	374	19
20. Louisville	9-1	322	11
21. USC	7-3	297	21
22. Rutgers	8-1	179	24
23. Michigan	7-3	135	NR
23. Texas Tech	7-3	135	25
25. Kent State	9-1	93	NR

USA Today Coaches Poll (Nov. 11)

Team	Record	Points	Previous
1. Oregon (44)	10-0	1460	2
2. Kansas State (14)	10-0	1427	3
3. Notre Dame (1)	10-0	1346	4
4. Georgia	9-1	1260	5
5. Alabama	9-1	1243	1
6. Florida State	9-1	1143	6
7. Florida	9-1	1079	7
8. LSU	8-2	1040	9
9. Clemson	9-1	1033	8
10. Texas A&M	8-2	967	14
11. South Carolina	8-2	903	11
12. Oklahoma	7-2	799	13
13. Stanford	8-2	793	15
14. Nebraska	8-2	653	16
15. Texas	8-2	615	17
16. UCLA	8-2	494	19
17. Oregon State	7-2	490	12
18. Louisville	9-1	442	10
19. Louisiana Tech	9-1	413	18
20. Rutgers	8-1	354	20
21. USC	7-3	343	22
22. Boise State	8-2	161	24
23. Michigan	7-3	144	NR
24. Oklahoma State	6-3	111	NR
25. Texas Tech	7-3	106	NR

Tracking U-M in the Top 25 Polls

Date	AP	USA Today
Preseason	8th	8th
Sept. 4	19th	19th
Sept. 9	17th	18th
Sept. 16	18th	17th
Sept. 23	NR	NR
Sept. 30	NR	NR
Oct. 7	25th	NR
Oct. 14	23rd	25th
Oct. 21	20th	20th
Oct. 28	NR	NR
Nov. 4	NR	NR
Nov. 11	23rd	23rd

## U-M LEADS NATION IN WINS ALL-TIME

- The Michigan football program looks to extend its lead in all-time NCAA Division 1 FBS victories and winning percentage.
- Michigan leads the nation in wins (902), followed by Texas (866) and Notre Dame (863).
- Michigan's 902 victories are the most of any institution in all divisions of college football.

### TOP 5 BCS SCHOOLS BY WINNING PERCENTAGE

School	Record	Pct.
1. Michigan.....	902-313-36.....	.735
2. Notre Dame.....	863-300-42.....	.734
3. Oklahoma.....	827-309-53.....	.718
4. Texas.....	866-332-33.....	.717
5. Ohio State.....	834-315-53.....	.716

### TOP 5 BCS SCHOOLS BY WINS

School	Record	Pct.
1. Michigan.....	902-313-36.....	.735
2. Texas.....	866-332-33.....	.717
3. Notre Dame.....	863-300-42.....	.734
4. Nebraska.....	854-350-40.....	.703
5. Ohio State.....	835-315-53.....	.716

### 106th Season of Big Ten Action

- Michigan is in its 106th season of competition in the Big Ten Conference.
- The Wolverines have compiled an impressive 478-187-18 record in conference play and have claimed a league-leading 42 championships.
- U-M also leads the conference with 393 first-team All-Big Ten selections.

### U-M In 133rd Season of Gridiron Action

- U-M is in its 133rd season of gridiron action.
- The Wolverine program was established in 1879 when a group of 13 men fielded the first football team in school history and played a pair of off-campus games. U-M defeated Racine, 1-0, at White Stocking Park in Chicago, Ill., on May 30, 1879, for the first victory in school history. The Wolverines tied Toronto, 0-0, in Detroit to finish the year 1-0-1.
- U-M is in its 130th year of uninterrupted gridiron action, with 1882 being the only season that the program did not play any varsity games.
- The Wolverines are the sixth oldest football program in NCAA history.

### OLDEST COLLEGE FOOTBALL PROGRAMS

School	Years
Princeton	143
Rutgers	143
Yale	140
Harvard	138
Pennsylvania	136
<b>Michigan</b>	<b>133</b>
Amherst	132
Navy	131

### Roy Roundtree

#### 2012 Season

- Recorded season highs in receptions (five) and receiving yards (139) vs. Northwestern (Nov. 10).
- Posted season-best 53-yard catch vs. Northwestern (Nov. 10) in final seconds of fourth quarter to set up game-tying field goal.
- Has posted 20 catches for 378 yards through 10 games.
- Tallied first touchdown catch of 2012 vs. Massachusetts (Sept. 15).

#### Career

- Has started 39 games, 34 consecutively.
- All-Big Ten second team (media) in 2010. Biletnikoff Award candidate.
- Ranks tied for eighth in program history in receptions (143) and 12th in career receiving yards (1,963); Team's active leader in both categories.
- Lone catch vs. Notre Dame (Sept. 10, 2011) was a 16-yard touchdown reception that won the game with two seconds remaining.
- Led U-M in catches (72), receiving yards (935) and touchdowns (7) in 2010.
- Led team with 32 receptions for 434 yards and three touchdowns in 2009.
- Set Michigan single-game record for receiving yards against Illinois (Nov. 6, 2010); had nine receptions for 246 yards and two touchdowns, including a 75-yard touchdown reception on the first play from scrimmage.
- Had 4 games with over 100 receiving yards in 2010.
- Set career high with 10 receptions for 126 yards and one TD against Purdue (Nov. 7, 2009).
- CollegeFootballNews.com Freshman All-America honorable mention and Sporting News Freshman All-Big Ten in 2009.
- High school teammate of Brandon Moore.

#### Receiving

Year	GP/GS	No.	Yards	Avg.	P/G	TD	Long
2009	11/4	32	434	13.6	39.5	3	76
2010	13/12	72	935	13.0	71.9	7	75
2011	13/13	19	355	18.7	27.3	2	57
2012	10/10	20	378	18.9	37.8	1	53
<b>Career</b>	<b>47/39</b>	<b>143</b>	<b>2,102</b>	<b>14.7</b>	<b>44.7</b>	<b>13</b>	<b>76</b>

### Vincent Smith

#### 2012 Season

- Posted second career multi-rushing touchdown effort on five- and nine-yard rushes vs. Massachusetts (Sept. 15); previously scored two touchdowns against Bowling Green in 2010.
- Made 12th career start at running back against Alabama (Sept. 1); first start since at Minnesota on Oct. 1, 2011.
- Led team in rushing attempts (13) and rushing yards (33) against Alabama (Sept. 1).

#### Career

- Eighth all-time at Michigan for career receiving yards by a running back (408).
- Leads active U-M running backs with 44 receptions for 408 yards and six touchdowns.
- 48th Wolverine to earn 1,000 career rushing yards; 1,242 yards rank 41st in school history.
- Became the first Wolverine in school history to score a touchdown running, passing and receiving in one game against Minnesota (Oct. 1, 2011).
- First running back in FBS to pass for a TD and have rushing and receiving TDs since C.J. Spiller on Nov.

14, 2009 vs. N.C. State.

- Sixth Big Ten player to achieve the run/pass/catch touchdown trio since 1996.
- Two career 100-yard rushing games.
- In 2011, team's third-best rusher (298 yards).
- In 2010, was 2nd on the team in rushing attempts (136) and rushing yards (601). Had five rushing touchdowns.
- Set career high with 166 rushing yards on 17 carries and one TD vs. Delaware State (Oct. 17, 2009).
- Caught a career-best seven passes for 54 yards and one TD at Wisconsin (Nov. 14, 2009).
- High school teammate of Brandin Hawthorne.

#### Rushing

Year	GP/GS	No.	Yards	Avg.	P/G	TD	Long
2009	8/0	48	276	5.8	30.7	1	37
2010	13/10	136	601	4.4	46.2	5	56
2011	12/1	50	298	6.0	24.8	2	38
2012	9/1	24	67	2.8	7.4	0	22
<b>Career</b>	<b>42/12</b>	<b>258</b>	<b>1,242</b>	<b>4.8</b>	<b>29.6</b>	<b>10</b>	<b>56</b>

#### Receiving

Year	GP/GS	No.	Yards	Avg.	P/G	TD	Long
2009	8/0	10	82	8.2	10.3	2	21
2010	13/10	15	130	8.7	10.0	2	19
2011	12/1	11	149	13.5	12.4	2	32
2012	9/1	8	47	5.9	5.2	0	19
<b>Career</b>	<b>42/12</b>	<b>44</b>	<b>408</b>	<b>9.3</b>	<b>9.7</b>	<b>6</b>	<b>32</b>

### Fitzgerald Toussaint

#### 2012 Season

- Posted season-long 50-yard run vs. Northwestern (Nov. 10); rushed for season-high 92 yards vs. Wildcats.
- Registered 41-yard rushing touchdown vs. Minnesota (Nov. 3).
- Scored two rushing TDs at Purdue (Oct. 6), marking fourth career multi-TD game.
- Posted season-long 31-yard run at Notre Dame (Sept. 22); tallied 13 carries for 58 yards vs. Fighting Irish.
- Season-high 85 rushing yards on 15 carries vs. Massachusetts (Sept. 15); also recorded first TD of season vs. Minutemen.
- Posted career-long 17-yard reception vs. UMass.
- Made season debut and 13th career start vs. Air Force on Sept. 8.
- Missed season opener vs. Alabama on Sept. 1 due to suspension.

#### Career

- Became 50th Wolverine with 1,000 career rushing yards during OSU game on Nov. 26, 2011.
- 86.8 yards per game rushing in 2011 ranked 7th in the Big Ten and 43rd nationally.
- In 2011, was U-M's second-leading rusher (1,041 yards). Most yards by a U-M running back since Mike Hart in 2007 (1,361).
- In Ohio State game (Nov. 26, 2011), became 31st player in U-M history to reach 1,000 yards rushing in a season.
- U-M's top rusher in Big Ten play in 2011 (818 yards).
- Ran eight times for 87 yards in 2010, highlighted by a 61-yard run vs. Bowling Green (Sept. 25), on his first career carry. Scored first touchdown against Bowling Green.
- Set career high with 29 carries vs. Nebraska (Nov. 19, 2011). Also had 138 yards and tied career high with two TDs.

- Set career high for rushing yards (192) on 27 carries at Illinois (Nov. 12, 2011). Had career-best run of 65 yards on second play of the game.
- His 170 rushing yards vs. Purdue (Oct. 29, 2011) were the most by a U-M running back in a conference game since Mike Hart's 195 yards vs. Minnesota Oct. 30, 2006.

#### Rushing

Year	GP/GS	No.	Yards	Avg.	P/G	TD	Long
2010	4/1	8	87	10.9	21.8	1	61
2011	12/11	187	1041	5.6	86.8	9	65
2012	9/9	127	483	3.8	53.7	5	50
<b>Career</b>	<b>25/21</b>	<b>322</b>	<b>1,611</b>	<b>5.0</b>	<b>59.7</b>	<b>15</b>	<b>65</b>

#### 2012 Rushing Game-By-Game

2012 Opponent	Att.	Yards	Avg.	TD	Long
Alabama	Did Not Play				
Air Force	8	7	0.9	0	5
Massachusetts	15	85	5.7	1	13
Notre Dame	13	58	4.5	0	31
Purdue	17	19	1.1	2	6
Illinois	18	62	3.4	1	12
MSU	10	52	5.2	0	38
NEB	15	38	2.5	0	9
MINN	13	70	5.4	1	41
Northwestern	18	92	5.1	0	50
<b>Season Total</b>	<b>127</b>	<b>483</b>	<b>3.8</b>	<b>5</b>	<b>50</b>

## Defensive Notes

#### Will Campbell

##### 2012 Season

- Made first career start vs. Alabama (Sept. 1) and registered five tackles and one sack.

Year	GP/GS	S-A-TT	TFL	Sacks	Int.	FF-FR	PBU
2009	6/0	2-2-4	1.0-1	0-0	0-0	0-0	2
2010	13/0	1-0-1	0-0	0-0	0-0	0-0	0
2011	13/0	5-9-14	2.5-9	2.0-8	0-0	1-1	0
2012	10/7	16-16-32	1.0-16	1.0-16	0-0	0-0	0
<b>Career</b>	<b>42/7</b>	<b>24-27-51</b>	<b>4.5-26</b>	<b>3.0-24</b>	<b>0-0</b>	<b>0-1</b>	<b>2</b>

#### Kenny Demens

##### 2012 Season

- Posted double-digit tackles in consecutive games at Nebraska (Oct. 27) and at Minnesota (Nov. 3).
- Tied career high with eight solo stops vs. Northwestern (Nov. 10); posted two TFLs vs. Wildcats.
- Posted first career interception vs. Illinois (Oct. 13).
- Surpassed 200 career tackles vs. Notre Dame (Sept. 22).

##### Career

- Has appeared in 48 consecutive games, including 30 straight starts at middle linebacker.
- Ranks 18th on U-M's career tackles list with 251.
- Has recorded double-digit tackles in nine games.
- 2012 Rotary Lombardi Award Watch List.
- 2011 Roger Zatkoff Award recipient as Michigan's top linebacker.
- Led team with 94 tackles, including 49 solo, 5.0 TFLs, 3.0 sacks, one forced fumble and one pass breakup in 2011.
- Posted 5.0 TFL, three sacks and two pass breakups last season.
- Surpassed 100 career stops vs. Notre Dame (Sept. 10, 2011).
- Made his first career start against Iowa in 2010.
- Had a career best 13 tackles at the Gator Bowl vs. Mississippi State and vs. Wisconsin in 2010.
- Received medical redshirt for 2008 season after suffering season-ending injury during practice.

Year	GP/GS	S-A-TT	TFL	Sacks	Int.	FF-FR	PBU
2008	1/0	0-1-1	0-0	0-0	0-0	0-0	0
2009	12/0	2-5-7	0-0	0-0	0-0	0-0	0
2010	13/7	47-35-82	1.5-2	0-0	0-0	0-0	1
2011	13/13	49-45-94	5-20	3-18	0-0	0-0	2
2012	10/10	41-26-67	5-9	0-0	1-13	0-0	0
<b>Career</b>	<b>49/30</b>	<b>139-112-251</b>	<b>11.5-32.3</b>	<b>13</b>	<b>0-0</b>	<b>0-0</b>	<b>3</b>

#### J.T. Floyd

##### 2012 Season

- Notched first tackle-for-loss of season vs. Northwestern (Nov. 10).
- Registered six tackles and two pass breakups at Minnesota (Nov. 3).
- Posted first two pass breakups of season at Purdue (Oct. 6).
- Has made 22 consecutive starts at LCB.

##### Career

- Led U-M cornerbacks in tackles (48) and PBUs (10) in 2011. Also tied for team lead with two interceptions.
- Recorded 100th career tackle vs. Minnesota (Oct. 1, 2011).
- Missed final portion of 2010 with ankle injury.
- Posted a career-best 13 tackles in back-to-back games vs. Indiana and Michigan State in 2010.

Year	GP/GS	S-A-TT	TFL	Sacks	Int.	FF-FR	PBU
2009	9/2	14-3-17	0-0	0-0	0-0	0-0	1
2010	8/8	43-23-66	2-5	0-0	1-0	1-0	4
2011	13/12	31-17-48	0-0	0-0	2-59	1-0	8
2012	10/10	24-17-41	1-2	0-0	0-0	0-0	5
<b>Career</b>	<b>41/32</b>	<b>112-60-172</b>	<b>3-7</b>	<b>0-0</b>	<b>3-59</b>	<b>2-0</b>	<b>18</b>

#### Thomas Gordon

##### 2012 Season

- Posted career-high 11 tackles vs. Northwestern (Nov. 10).
- Notched interceptions in back-to-back games at Notre Dame (Sept. 22) and at Purdue (Oct. 6).
- Fourth on team in total tackles (51) and tied for third on team in solo stops (28).
- Registered 100th career tackle vs. Air Force (Sept. 8); matched career-high with six solo stops vs. Falcons.
- Started at SS and tied career high with nine tackles in season opener vs. Alabama (Sept. 1).
- Recorded third career forced fumble against the Crimson Tide.

##### Career

- Ranked 3rd on team with 67 tackles in 2011.
- Tied for 4th in NCAA with four fumble recoveries in 2011.
- Posted first career interception vs. Eastern Michigan on Sept. 17, 2011.
- High school teammate of defensive tackle Will Campbell.
- Three-year starter at quarterback during his prep career at Cass Technical.

Year	GP/GS	S-A-TT	TFL	Sacks	Int.	FF-FR	PBU
2010	9/4	13-10-23	4-24	2-21	0-0	0-0	0
2011	13/10	41-26-67	1.5-2	0-0	1-0	2-4	2
2012	10/10	36-26-62	3-7	0-0	2-19	1-0	1
<b>Career</b>	<b>31/23</b>	<b>90-62-152</b>	<b>8.5-33</b>	<b>2-21</b>	<b>3-19</b>	<b>3-4</b>	<b>3</b>

#### Jordan Kovacs

##### 2012 Season

- Posted two pass breakups vs. Northwestern (Nov. 10).
- Tallied first sack and first forced fumble of season at Minnesota (Nov. 3).
- Registered 300th career tackle vs. Michigan State (Oct. 20); also notched fifth career interception vs. Spartans.
- Posted the 23rd tackle-for-loss of his career vs. Notre Dame (Sept. 22).


##### Career

- 15th player in U-M history to record 300 career tackles.
- Eleven career double-digit tackle performances.
- Ranked 2nd on team with 75 tackles in 2011 and led team with 51 solo stops; also ranked tied for 2nd on team with 4.0 sacks.
- Had team-leading 11 tackles in Sugar Bowl victory vs. Virginia Tech (Jan. 3, 2011).
- All-Big Ten honorable mention (media) in 2010, and 2011.
- Had 116 stops (8.9 avg.) in 2010- second in the Big Ten and tied for 42nd in the NCAA; tied for team lead with 8.5 TFLs.

## WOLVERINE BITES


#### KENNY DEMENS

- 2012 Rotary Lombardi Award Watch List.
- Has appeared in 49 games at U-M, including 30 straight starts at middle linebacker.
- Led the team with 94 tackles in 2011.
- Posted 5.0 TFL, three sacks and two pass breakups last season.
- Surpassed 200 career tackles at Notre Dame (Sept. 22, 2012).
- 2011 Roger Zatkoff Award recipient as Michigan's top linebacker.
- Has recorded double-digit tackles in nine games.




#### JORDAN KOVACS

- 2012 Bronko Nagurski Trophy Watch List.
- 2012 Lott IMPACT Trophy Watch List.
- 2011 Lott IMPACT Trophy Quarterfinalist.
- Has contributed 320 tackles, 25.0 TFLs, 6.0 sacks, five interceptions, six forced fumbles and four pass breakups during his career.
- Posted 17 stops twice in his career - at Ohio State in 2010 and at Michigan State in 2009; his 17 stops were the most by any defender in the conference during the 2009 season.
- Has 11 career double-digit tackle efforts.
- Walk-on in 2009 who earned a scholarship.



#### CRAIG ROH

- 2012 Ted Hendricks Award Watch List.
- Has started all 48 career games.
- Has contributed 143 tackles, 26.5 TFLs, 10.5 sacks, one interception, three pass breakups and three forced fumbles during his career.
- Has tallied a career-best two TFLs on six occasions (last at Nebraska, Oct. 27, 2012).
- Posted a career-high seven tackles vs. Eastern Michigan on Sept. 19, 2009.



## 2012 AWARDS

### SENIOR OFFENSIVE LINEMAN RICKY BARNUM

- Phil Steele Midseason All-Big Ten (third team)

### SENIOR LINEBACKER KENNY DEMENS

- Rotary Lombardi Award (watch list)

### FRESHMAN TIGHT END DEVIN FUNCHESS

- Big Ten Freshman of the Week (vs. Air Force 9/8)
- Phil Steele Midseason All-Big Ten (third team)

### JUNIOR QUARTERBACK/WIDE RECEIVER DEVIN GARDNER

- Big Ten Co-Offensive Player of the Week (vs. Northwestern 11/10)
- Phil Steele Midseason All-Big Ten (third team)

### JUNIOR KICKER BRENDAN GIBBONS

- Lou Groza Award (semifinalist)
- Big Ten Special Teams Player of the Week (vs. Michigan State 10/20).
- Lou Groza Award (watch list)

### SENIOR DEFENSIVE BACK JORDAN KOVACS

- Phil Steele Midseason All-Big Ten (first team)
- Bronko Nagurski Trophy (watch list)
- Lott IMPACT Trophy (watch list)

### JUNIOR OFFENSIVE TACKLE TAYLOR LEWAN

- SI.com Midseason All-American (first team)
- Phil Steele Midseason All-American (first team)
- CBSSports.com Midseason All-American (second team)
- Phil Steele Midseason All-Big Ten (first team)
- Outland Trophy (watch list)
- Rotary Lombardi Award (watch list)

### FRESHMAN KICK RETURNER DENNIS NORFLEET

- Phil Steele Midseason All-Big Ten (first team)

### SENIOR OFFENSIVE LINEMAN PATRICK OMAMEH

- AFCA Good Works Team
- Phil Steele Midseason All-Big Ten (second team)

### SENIOR QUARTERBACK DENARD ROBINSON

- Johnny Unitas Golden Arm Award (semifinalist)
- Davey O'Brien National Quarterback Award (semifinalist)
- Big Ten Co-Offensive Player of the Week (vs. Purdue 10/6)
- Manning Award Player of the Week (vs. Purdue 10/6)
- Maxwell Award Player of the Week (vs. Purdue 10/6)
- Big Ten Offensive Player of the Week (vs. Air Force 9/8)
- College Football Performance Award National Player of the Week (vs. Air Force 9/8)
- National Quarterback of the Week (vs. Air Force 9/8)
- Phil Steele Midseason All-Big Ten (third team)
- Davey O'Brien Trophy (watch list)
- Manning Award (watch list)
- Maxwell Award (watch list)
- Walter Camp Player of the Year Award (watch list)

### SENIOR DEFENSIVE END CRAIG ROH

- Ted Hendricks Defensive End of the Year Award (watch list)

### SENIOR WIDE RECEIVER ROY ROUNDTREE

- Biletnikoff Award (watch list)

### SOPHOMORE LINEBACKER JAKE RYAN

- Big Ten Defensive Player of the Week (vs. Illinois 10/13)
- College Sports Madness Big Ten Defensive Player of the Week (vs. Michigan State 10/20)
- Phil Steele Midseason All-Big Ten (third team)

### JUNIOR RUNNING BACK FITZGERALD TOUSSAINT

- Doak Walker Award (watch list)
- Maxwell Award (watch list)

- Posted a career-high 17 tackles, 2.5 TFLs and one forced fumble against Michigan State (Oct. 3, 2009); the 17 stops were the most by any defender in the Big Ten during the year. Tied career high with 17 tackles vs. Ohio State in 2010.
- Father, Louis, was a defensive back for Michigan in the early 1980s (lettered in 1982).

Year	GP/GS	S-A-TT	TFL	Sacks	Int.	FF-FR	PBU
2009	12/8	39-36-75	4.5-10	0-0	1-0	2-0	1
2010	13/13	61-55-116	8.5-24	1-8	2-51	1-1	3
2011	12/12	51-24-75	8-48	4-36	1-2	1-1	2
2012	10/10	36-18-54	4-10	1-4	1-25	1-0	3
<b>Career</b>	<b>47/43</b>	<b>187-133-320</b>	<b>25-92</b>	<b>6-48</b>	<b>5-78</b>	<b>6-2</b>	<b>9</b>

### Desmond Morgan

#### 2012 Season

- Tallied career-high seven solo tackles vs. Northwestern (Nov. 10).
- Surpassed 100 career tackles vs. Michigan State (Oct. 20).
- Posted career-high 11 tackles vs. Spartans (Oct. 20).
- Has recorded a tackle for loss in six games.
- Has tallied at least five tackles in each game this season.
- Prior to game vs. Illinois (Oct. 13), switched from No. 44 to No. 48 for the remainder of his career in honor of Michigan Football Legend Gerald Ford.
- Registered career-best 2.0 TFLs at Purdue (Oct. 6)
- Missed game vs. Massachusetts (Sept. 15) due to injury.

#### Career

- As a true freshman finished 5th on team in tackles with 63; also had four stops for losses, one sack, one pass breakup and one FR.
- Started first career game vs. Notre Dame on Sept. 10, 2011.
- Had team-leading 10 tackles vs. Ohio State (Nov. 26, 2011); also had 1.5 TFLs and first career sack.
- Tied career best with 10 tackles and 1.5 TFLs in Sugar Bowl victory vs. Virginia Tech (Jan. 3, 2012).

Year	GP/GS	S-A-TT	TFL	Sacks	Int.	FF-FR	PBU
2011	12/7	26-37-63	4-6	1-1	0-0	0-1	1
2012	9/9	35-32-67	4.5-8	0-0	0-0	0-0	1
<b>Career</b>	<b>21/16</b>	<b>61-69-130</b>	<b>8.5-14</b>	<b>1-1</b>	<b>0-0</b>	<b>0-1</b>	<b>2</b>

### Craig Roh

#### 2012 Season

- Posted fourth sack of season vs. Northwestern (Nov. 10); upped his career sack total to 10.5, which is tied for 14th all-time.
- Collected two tackles-for-loss, including one sack for a loss of 10 yards at Nebraska (Oct. 27).
- Registered half a sack vs. Illinois (Oct. 13).
- Posted 1.5 TFLs at Purdue (Oct. 6), including first full sack of the season.
- Tallied four tackles in each of first two games.
- Registered half a sack vs. Alabama (Sept. 1).

#### Career

- Has started team-leading 48 consecutive games. 2012 Ted Hendricks Award Watch List.
- Has contributed 143 tackles, 26.5 TFLs, 10.5 sacks, one interception, three pass breakups and three forced fumbles during his career.
- Has tallied a career-best two TFLs on six occasions (last at Nebraska, Oct. 27, 2012).
- Posted a career-high seven tackles vs. Eastern Michigan on Sept. 19, 2009.
- In 2011, ranked tied for 3rd on team with eight tackles for loss and tied for 2nd with four sacks.
- Registered 100th career tackle at Michigan State on Oct. 15, 2011.
- High school teammate of offensive tackle Taylor Lewan.

Year	GP/GS	S-A-TT	TFL	Sacks	Int.	FF-FR	PBU
2009	12/12	17-20-37	7.5-22	2-12	1-0	0-0	2
2010	13/13	28-15-43	5.5-31	0.5-5	0-0	0-0	1
2011	13/13	21-11-32	8-37	4-31	0-0	0-0	0
2012	10/10	12-19-31	5.5-37	4-31	0-0	0-0	0
<b>Career</b>	<b>48/48</b>	<b>78-65-143</b>	<b>26.5-127</b>	<b>10.5-791</b>	<b>0-0</b>	<b>0-0</b>	<b>3</b>

### Jake Ryan

#### 2012 Season

- Second in Big Ten in tackles-for-loss with 12.0 through 10 games.
- Paces team in total tackles (69), solo stops (44) and TFLs (12.0).
- Registered 3.0 TFLs at Minnesota (Nov. 3).
- Earned Big Ten Defensive Player of the Week honors vs. Illinois (Oct. 13); matched career high with 11 tackles, including 3.5 TFLs.
- Tallied fourth career sack at Purdue (Oct. 6); finished game with 2.0 TFLs.
- Prior to game vs. Air Force (Sept. 8), switched from No. 90 to No. 47 for the remainder of his career in honor of Michigan Football Legend Bennie Oosterbaan.
- Appeared as SLB and had five tackles and one tackle for loss in season opener vs. Alabama (Sept. 1).

#### Career

- Dating back to last season, has tallied a TFL in 14 of last 16 games.
- Redshirt freshman started 11 of 13 games and had 11.0 tackles for losses and 3.0 sacks in 2011.
- Made first career start at LB vs. Western Michigan on Sept. 3, 2011.
- Registered first career sack vs. Minnesota (Oct. 1, 2011).
- Started at DE and had career-best seven tackles and tied Sugar Bowl record with career-high four stops for losses (for 36 yards) vs. Virginia Tech (Jan. 3, 2012).

Year	GP/GS	S-A-TT	TFL	Sacks	Int.	FF-FR	PBU
2011	13/11	20-17-37	11-53	3-8	0-0	1-2	0
2012	10/10	44-25-69	12-53	3.5-29	0-0	2-0	3
<b>Career</b>	<b>23/21</b>	<b>64-42-106</b>	<b>23-106</b>	<b>6.5-37</b>	<b>0-0</b>	<b>3-2</b>	<b>3</b>

### Raymon Taylor

#### 2012 Season

- Tallied 63-yard interception return for touchdown at Purdue (Oct. 6); marked second consecutive game with an INT.
- Notched first career interception at Notre Dame (Sept. 22).
- Made first career start at cornerback vs. Massachusetts (Sept. 15).
- Recorded career-high seven tackles and first fumble recovery vs. Alabama (Sept. 1).

#### Career

- Appeared in 11 games as a freshman; three as a reserve cornerback and 11 on special teams.
- Made career debut vs. Eastern Michigan on Sept. 17, 2011.

Year	GP/GS	S-A-TT	TFL	Sacks	Int.	FF-FR	PBU
2011	13/11	1-1-2	0-0	0-0	0-0	0-0	0
2012	10/8	27-10-37	0-0	0-0	2-70	0-1	1
<b>Career</b>	<b>23/19</b>	<b>28-11-39</b>	<b>0-0</b>	<b>0-0</b>	<b>2-70</b>	<b>0-1</b>	<b>1</b>

# MICHIGAN STADIUM



## Top 5 College Football Stadiums

School	Stadium	Capacity
Michigan	Michigan	109,901
Penn State	Beaver	106,572
Tennessee	Neyland	102,455
Ohio State	Ohio	102,329
Alabama	Bryant-Denny	101,821

Game	Year	Attendance
Notre Dame	2011	114,804*
Ohio State	2011	114,132
Nebraska	2011	113,718
Connecticut	2010	113,090
Michigan State	2010	113,065
Iowa	2010	112,784
<b>Air Force</b>	<b>2012</b>	<b>112,522</b>
Wisconsin	2010	112,276
Ohio State	2003	112,118
Purdue	2011	112,115

\* NCAA single-game record.

The football program is in its 86th season in the "Big House" in 2012, with a 397-120-15 all-time record at Michigan Stadium. The largest college football stadium in the country, it was completed in 1927 at a cost of \$950,000, initially seating 72,000 fans. Michigan won the first game played at Michigan Stadium, defeating Ohio Wesleyan, 33-0, on Oct. 1, 1927. The stadium was officially dedicated on Oct. 22, 1927, with a 21-0 shutout over Ohio State.

Since that inaugural season, the capacity of Michigan Stadium has increased nine times to its present 109,901. The Wolverines have led the nation in attendance 37 times in the past 38 years, and reestablished the NCAA single-game attendance record at 114,804 fans against Notre Dame in the first night game ever in Michigan Stadium in 2011. The previous mark was 113,090 fans against Connecticut during the 2010 rededication of Michigan Stadium.

Michigan has drawn crowds of 100,000-plus for 243 consecutive games. On football Saturdays in Ann Arbor, Michigan Stadium ranks as the fourth-largest "city" in the state of Michigan.

The Wolverines drew 897,431 fans for their eight-game home schedule in 2011. The eight-game average of 112,179 broke Michigan's NCAA record of 111,825 fans per contest set during the 2010 season.

Michigan Stadium was the only college-owned football facility with a video scoreboard above both end zones. It was also the first stadium to use electronic scoreboards for official time when, in 1930, two were installed.

**CAPACITY:** 109,901 -- the largest college-owned structures of its kind designed solely for football -- closer to the playing field with no running track -- no posts or other obstructions.

**COMPLETION:** 1927 --- at a cost in excess of \$950,000 to seat 72,000 spectators. Capacity raised to 84,401 by addition of temporary wooden bleachers until 1949 when permanent steel stands replaced the wooden bleachers, increasing the capacity to 97,239. Seating capacity then raised to 101,001 in 1956, 101,701 in 1973, 102,501 in 1992 and 107,501 in 1998.

**FIRST GAME:** October 1, 1927 -- Michigan led by Captain Bennie Oosterbaan, defeated Ohio Wesleyan, 33-0. LaVerne (Kip) Taylor, Michigan end, scored first in the stadium on a 28-yard pass from halfback Louis Gilbert.

**DEDICATION GAME:** October 22, 1927 -- Michigan defeated Ohio State, 21-0.

**REDEDICATION GAME:** September 4, 2010 -- Michigan defeated Connecticut, 30-10.

**ATTENDANCE:** Since 1927 -- 45,062,076 fans have watched the Wolverines play 532 games. Since expansion of the "Big House" in 1998, and the rededication in 2010, the single-game attendance record is 114,804 set against Notre Dame on Sept. 10, 2011. The NCAA season record of 897,431 set in 2011.

**FIELD:** 360 x 160 feet -- Installed new FieldTurf in 2010. The original FieldTurf surface was installed in 2003, returning Michigan to an artificial surface for the first time since the 1990 season. Installed Prescription Athletic Turf in 1991, giving Michigan its first natural grass field since 1968. Field was also lowered 3-1/2 feet allowing better sightlines for those seated in the lower rows.

## Michigan Stadium Milestone Games

No.	Date	Opponent	Result	Score
1	Oct. 1, 1927	Ohio Wesleyan	W	33-0
50	Nov. 2, 1935	Pennsylvania	W	16-6
100	Sept. 15, 1945	Great Lakes	W	27-2
200	Oct. 14, 1961	Michigan State	L	0-28
250	Oct. 11, 1969	Purdue	W	31-20
300	Sept. 24, 1977	Navy	W	14-7
400	Sept. 11, 1993	Notre Dame	L	23-27
500	Sept. 27, 2008	Wisconsin	W	27-25

## Michigan Stadium Milestone Wins

No.	Date	Opponent	Score
1	Oct. 1, 1927	Ohio Wesleyan	33-0
50	Sept. 27, 1941	Michigan State	19-7
100	Oct. 11, 1952	Indiana	28-13
200	Oct. 18, 1975	Northwestern	69-0
250	Oct. 27, 1984	Illinois	26-18
300	Aug. 26, 1995	Virginia	18-17
350	Oct. 25, 2003	Purdue	31-3

## University of Michigan Home Stadiums

Stadium	Years	Games	Win	Loss	Tie	Capacity (Yr)
Ann Arbor Sites .....	1883-1892	18	17	1	0	
Regents Field .....	1893-1905	92	87	2	3	400 (1893) 800 (1896)
Ferry Field .....	1906-1926	104	88	14	2	18,000 (1906) 25,000 (1914) 40,000 (1921) 46,000 (1926)
Michigan Stadium .....	1927-2012	532	397	120	15	72,000 (1927) 84,401 (1927) 85,753 (1928) 97,239 (1949) 101,001 (1956) 101,701 (1973) 102,501 (1992) 107,501 (1998) 106,201 (2008) 109,901 (2010)
<b>Total Ann Arbor Record</b>		<b>746</b>	<b>589</b>	<b>137</b>	<b>20</b>	
In Detroit	1879-1901	18	12	5	1	
<b>Total Home Record</b>		<b>764</b>	<b>601</b>	<b>142</b>	<b>21</b>	

## 100,000-Plus Crowds at Michigan Stadium

The football program has played 243 consecutive home games in front of crowds in excess of 100,000. The last time Michigan did not have 100,000 in attendance in Michigan Stadium was on Oct. 25, 1975 vs. Indiana. A crowd of 93,857 was on hand for the 55-7 Michigan victory.

Since then, Michigan has set numerous NCAA attendance marks and the Wolverines have led the nation for 37 of the past 38 seasons in attendance.

## 2012 MICHIGAN STARTING LINEUPS • OFFENSE

OPPONENT	WR	LT	LG	C	RG	RT	TE	WR	QB	WR	TB
vs. Alabama	ROUNDTREE	LEWAN	BARNUM	MEALER	OMAMEH	SCHOFIELD	HOPKINS**	GARDNER	D. ROBINSON	GALLON	SMITH
Air Force	ROUNDTREE	LEWAN	BARNUM	MEALER	OMAMEH	SCHOFIELD	JACKSON#	GARDNER	D. ROBINSON	GALLON	TOUSSAINT
Massachusetts	ROUNDTREE	LEWAN	BARNUM	MEALER	OMAMEH	SCHOFIELD	KWIATKOWSKI	GARDNER	D. ROBINSON	FUNCHESS%	TOUSSAINT
at Notre Dame	ROUNDTREE	LEWAN	BARNUM	MEALER	OMAMEH	SCHOFIELD	KWIATKOWSKI	GARDNER	D. ROBINSON	GALLON	TOUSSAINT
at Purdue	ROUNDTREE	LEWAN	BARNUM	MEALER	OMAMEH	SCHOFIELD	KWIATKOWSKI	DILEO	D. ROBINSON	GALLON	TOUSSAINT
Illinois	ROUNDTREE	LEWAN	BARNUM	MEALER	OMAMEH	SCHOFIELD	FUNCHESS	DILEO	D. ROBINSON	GALLON	TOUSSAINT
Michigan State	ROUNDTREE	LEWAN	BARNUM	MEALER	OMAMEH	SCHOFIELD	KWIATKOWSKI	FUNCHESS%	D. ROBINSON	GALLON	TOUSSAINT
at Nebraska	ROUNDTREE	LEWAN	BARNUM	MEALER	OMAMEH	SCHOFIELD	KWIATKOWSKI	GARDNER	D. ROBINSON	GALLON	TOUSSAINT
at Minnesota	ROUNDTREE	LEWAN	BARNUM	MEALER	OMAMEH	SCHOFIELD	FUNCHESS	DILEO	GARDNER	GALLON	TOUSSAINT
Northwestern	ROUNDTREE	LEWAN	BARNUM	MEALER	OMAMEH	SCHOFIELD	KWIATKOWSKI	HOPKINS**	GARDNER	GALLON	TOUSSAINT

Iowa

at Ohio State

# Denotes started as 4th WR

\*\*Dentoes started as FB.

% Denotes started as 2nd TE.

## 2012 MICHIGAN STARTING LINEUPS • DEFENSE

OPPONENT	DE	DT	DT	DE	SAM	MIKE	WILL	LCB	SS	FS	RCB
vs. Alabama	RYAN	CAMPBELL	ROH	BEYER	AVERY**	DEMENS	MORGAN	FLOYD	GORDON	KOVACS	COUNTRESS
Air Force	ROH	CAMPBELL	BLACK	BEYER	RYAN	DEMENS	MORGAN	FLOYD	GORDON	KOVACS	AVERY
Massachusetts	RYAN	BLACK	ROH	CLARK	AVERY**	DEMENS	ROSS	FLOYD	GORDON	KOVACS	TAYLOR
at Notre Dame	ROH	CAMPBELL	WASHINGTON	CLARK	RYAN	DEMENS	MORGAN	FLOYD	GORDON	KOVACS	TAYLOR
at Purdue	ROH	CAMPBELL	WASHINGTON	CLARK	RYAN	DEMENS	MORGAN	FLOYD	GORDON	KOVACS	TAYLOR
Illinois	ROH	CAMPBELL	WASHINGTON	BEYER	RYAN	DEMENS	MORGAN	FLOYD	GORDON	KOVACS	TAYLOR
Michigan State	ROH	CAMPBELL	WASHINGTON	BEYER	RYAN	DEMENS	MORGAN	FLOYD	GORDON	KOVACS	TAYLOR
at Nebraska	ROH	BLACK	WASHINGTON	BEYER	RYAN	DEMENS	MORGAN	FLOYD	GORDON	KOVACS	TAYLOR
at Minnesota	ROH	CAMPBELL	WASHINGTON	BEYER	RYAN	DEMENS	MORGAN	FLOYD	GORDON	KOVACS	TAYLOR
Northwestern	ROH	CAMPBELL	WASHINGTON	BEYER	RYAN	DEMENS	MORGAN	FLOYD	GORDON	KOVACS	TAYLOR

TAYLOR

Iowa

at Ohio State

\*\* Denotes started as fifth DB.

## MICHIGAN PRONUNCIATION GUIDE

Al <b>Backey</b>	Back-ee	Stephen Hopkins	STEPH-en
Jibreel Black	Juh-BREEL	Mike Kwiatkowski	kwit-KOW-ski
Seth Broekhuizen	Brook-hizen	Taylor Lewan	Luh-wan
Jehu Chesson	Jay-You	Kristian Mateus	Muh-tay-us
Amara Darboh	uh-MAR-uh DAR-bow	Mario Ojemudia	Oh-juh-MOO-dee-uh
Kenny Demens	DEM-ins	Patrick Omameh	O-MAH-may
Drew Dileo	Dill-e-o	Jordan Paskorz	Pass-korz
Devin Funchess	FUN-chess	Craig Roh	Row
Matthew Godin	GO-din	Raymon Taylor	ray-MOAN
Paul Gyarmati	G-are-mahti	Fitzgerald Toussaint	Two-SAHNT
Will Hagerup	Haa-GRUP	Matt Wile	like 'while'
Sione Houma	See-own-a Home-uh		

## MICHIGAN DEPTH CHART vs. IOWA

## OFFENSE

WR 21 Roy Roundtree (6-0, 180, 5th Sr.)  
 12 Devin Gardner (6-4, 203, Jr./Jr.)  
 83 Jerald Robinson (6-1, 215, Jr./So.)  
 82 Amara Darboh (6-2, 220, Fr./Fr.)

LT 77 Taylor Lewan (6-8, 309, Sr./Jr.)  
 78 Erik Magnuson (6-6, 285, Fr./Fr.)

LG 52 Ricky Barnum (6-3, 296, 5th Sr.)  
 56 Joey Burzynski (6-1, 295, Jr./So.)  
 67 Kyle Kalis (6-5, 294, Fr./Fr.)

C 57 Elliott Mealer (6-5, 308, 5th Sr.)  
 60 Jack Miller (6-4, 288, So./Fr.)

RG 65 Patrick Omahneh (6-4, 305, 5th Sr.)  
 56 Joey Burzynski (6-1, 295, Jr./So.)

RT 75 Michael Schofield (6-7, 300, Sr./Jr.)  
 69 Erik Gunderson (6-8, 303, Sr./Jr.)  
 71 Ben Braden (6-6, 308, Fr./Fr.)

TE 81 Mike Kwiatkowski (6-5, 262, 5th Sr.)  
 19 Devin Funchess (6-4, 229, Fr./Fr.)  
 84 A.J. Williams (6-6, 283, Fr./Fr.)  
 87 Brandon Moore (6-5, 268, 5th Sr.)

WR 10 Jeremy Gallon (5-8, 187, Sr./Jr.)  
 9 Drew Dileo (5-10, 180, Jr./Jr.)  
 17 Jeremy Jackson (6-3, 204, Jr./Jr.)

QB 16 Denard Robinson (6-0, 197, Sr./Sr.)  
 12 Devin Gardner (6-4, 203, Jr./Jr.)  
 8 Russell Bellomy (6-3, 202, So./Fr.)

FB 33 Stephen Hopkins (6-0, 240, Jr./Jr.)  
 36 Joe Kerridge (6-0, 244, So./Fr.)  
 31 Paul Gyarmati (6-1, 234, 5th Sr.)

RB 28 Fitzgerald Toussaint (5-10, 202, Sr./Jr.)  
 38 Thomas Rawls (5-10, 218, So./So.)  
 2 Vincent Smith (5-6, 175, Sr./Sr.)  
 5 Justice Hayes (5-10, 183, So./Fr.)

## DEFENSE

DE 57 Frank Clark (6-2, 262, So./So.)  
 97 Brennen Beyer (6-3, 252, So./So.)  
 53 Mario Ojemudia (6-2, 231, Fr./Fr.)

DT 73 Will Campbell (6-5, 308, Sr./Sr.)  
 55 Jibreel Black (6-2, 279, Jr./Jr.)

NT 76 Quinton Washington (6-4, 300, Sr./Jr.)  
 56 Ondre Pipkins (6-3, 340, Fr./Fr.)  
 54 Richard Ash (6-3, 300, Jr./So.)

DE 88 Craig Roh (6-5, 281, Sr./Sr.)  
 92 Keith Heitzman (6-3, 270, So./Fr.)

SLB 47 Jake Ryan (6-3, 242, Jr./So.)  
 4 Cam Gordon (6-3, 236, Sr./Jr.)

MLB 25 Kenny Demens (6-1, 242, 5th Sr.)  
 35 Joe Bolden (6-3, 223, Fr./Fr.)  
 27 Mike Jones (6-2, 226, Sr./Jr.)

WLB 48 Desmond Morgan (6-1, 227, So./So.)  
 15 James Ross III (6-1, 225, Fr./Fr.)  
 7 Brandin Hawthorne (6-0, 220, Sr./Sr.)

LCB 6 Raymon Taylor (5-10, 182, So./So.)  
 5 Courtney Avery (5-11, 173, Jr./Jr.)  
 13 Terry Richardson (5-9, 162, Fr./Fr.)

SS 11 Jordan Kovacs (6-0, 202, 5th Sr.)  
 3 Marvin Robinson (6-2, 200, So./So.)  
 23 Floyd Simmons (6-0, 200, 5th Sr.)

FS 30 Thomas Gordon (5-11, 207, Sr./Jr.)  
 22 Jarrod Wilson (6-2, 194, Fr./Fr.)  
 14 Josh Furman (6-2, 203, Jr./So.)

RCB 8 J.T. Floyd (6-0, 183, 5th Sr.)  
 6 Raymon Taylor (5-10, 182, So./So.)  
 24 Delonte Hollowell (5-9, 176, So./So.)

## SPECIAL TEAMS

PK 34 Brendan Gibbons (6-1, 230, Sr./Jr.)  
 45 Matt Wile (6-2, 214, So./So.)

P 43 Will Hagerup (6-4, 227, Jr./Jr.)  
 45 Matt Wile (6-2, 214, So./So.)

LS 54 Jareth Glanda (6-3, 260, Sr./Jr.)  
 94 Curt Graman (6-5, 205, Sr./Jr.)

H 9 Drew Dileo (5-10, 180, Jr./Jr.)  
 10 Jeremy Gallon (5-8, 187, Sr./Jr.)

## START CHARTS

OFFENSE	Current		
	'12	Streak	Career
Patrick Omahneh	10	39	39
Roy Roundtree	10	34	39
Taylor Lewan	10	25	32

DEFENSE	Current		
	'12	Streak	Career
Craig Roh	10	48	48
Kenny Demens	10	30	30
J.T. Floyd	10	22	32

## LONGEST ACTIVE STARTS STREAKS

Craig Roh.....	48
Patrick Omahneh .....	39

## CAREER GAMES STARTED

Craig Roh (DE) .....	48
Jordan Kovacs (SS) .....	43
Roy Roundtree (SR).....	39
Patrick Omahneh (OG) .....	39

## CAREER GAMES PLAYED

Kenny Demens (LB) .....	49
Will Campbell (DT) .....	48
Denard Robinson (QB) .....	48
Craig Roh (DE) .....	48
Jordan Kovacs (SS) .....	47
Elliott Mealer (LG).....	47

# 2012 MICHIGAN FOOTBALL ROSTERS

## NUMERICAL ROSTER

No.	Player	Pos.
2	Smith, Vincent ***	RB
3	Robinson, Marvin **	S
3	Dever, Bo	WR
4	Gordon, Cameron **	LB
5	Avery, Courtney **	CB
5	Hayes, Justice	RB
6	Taylor, Raymon*	DB
6	Cleary, Brian	QB
7	Hawthorne, Brandin **	LB
8	Bellomy, Russell	QB
8	Floyd, J.T. ***	CB
9	Dileo, Drew **	WR
10	Gallon, Jeremy **	WR
11	Kovacs, Jordan ***	S
12	Gardner, Devin*	QB/WR
12	Gant, Allen	S
13	Swieca, Alex	QB
13	Richardson, Terry	CB
14	Furman, Josh*	S
14	Kennedy, Jack	QB
15	Austin, Shaun	QB
15	Ross III, James	LB
16	Robinson, Denard ***	QB
17	Jackson, Jeremy **	WR
18	Countess, Blake*	DB
19	Zeller, Charlie	S
19	Funchess, Devin	TE
20	Wilson, Steve	CB
21	Roundtree, Roy ***	WR
22	Wilson, Jarrod	S
23	Simmons, Floyd ***	S
24	Hollowell, Delonte*	DB
25	Demens, Kenny ***	LB
26	Norfleet, Dennis	RB
27	Jones, Mike **	LB
27	Keizer, Jonathan	WR
28	Toussaint, Fitzgerald **	RB
29	Johnson, Drake	RB
30	Gordon, Thomas **	S
31	Offerdahl, Andrew	S
31	Gyarmati, Paul **	FB
33	Hopkins, Stephen **	RB
34	Clark, Jeremy	S
34	Gibbons, Brendan **	PK
35	Bolden, Joe	LB
36	Kerridge, Joe	FB
36	Pearson, AJ	DB
38	Backey, Al *	CB
38	Rawls, Thomas*	RB
39	Houma, Sione	FB
40	Poole, Antonio	LB
40	Allspach, Nate	TE
41	Wilkins, Kenny	DT
42	Esterline, Dylan	TE
43	Wormley, Chris	DE
43	Hagerup, Will **	P

## ALPHABETICAL ROSTER

No.	Player	Pos.	Ht.	Wt.	Year/Elig.	Hometown (High School/Previous School)
91	Allen, Kenneth	K/P	6-3	205	Fr.	Fenton, Mich. (Fenton)
40	Allspach, Nate	TE	6-6	244	Jr./So.	Grand Rapids, Mich. (Grandville)
49	Anlauf, Brad	WR	6-4	182	Fr.	Hinsdale, Ill. (Hinsdale Central)
54	Ash, Richard	DT	6-3	300	Jr./So.	Pahokee, Fla. (Pahokee)
15	Austin, Shaun	QB	6-1	203	Fr.	Plymouth, Mich. (Plymouth)
5	Avery, Courtney **	CB	5-11	173	Jr.	Mansfield, Ohio (Lexington)
38	Backey, Al *	CB	5-10	183	Sr./Jr.	Ypsilanti, Mich. (Ypsilanti)
52	Barnum, Ricky ***	OL	6-3	296	5th	Lakeland, Fla. (Lake Gibson)
62	Bars, Blake	OL	6-5	291	Fr.	Nashville, Tenn. (Montgomery Bell Academy)
8	Bellomy, Russell	QB	6-3	202	So./Fr.	Arlington, Texas (Martin)
97	Beyer, Brennen*	DE	6-3	252	So.	Canton, Mich. (Plymouth)
55	Black, Jibreel **	DT	6-2	279	Jr.	Cincinnati, Ohio (Wyoming)
35	Bolden, Joe	LB	6-3	223	Fr.	Cincinnati, Ohio (Colerain)
71	Braden, Ben	OL	6-6	308	Fr.	Rockford, Mich. (Rockford)
67	Brink, Nathan*	DT	6-5	275	Sr./Jr.	Holland, Mich. (Holland Christian)
46	Broekhuizen, Seth *	PK	6-1	205	Sr./Jr.	Holland, Mich. (Holland Christian)
58	Bryant, Chris	OL	6-4	318	So./Fr.	Chicago, Ill. (Simeon)
56	Burzynski, Joey*	OL	6-1	295	Jr./So.	Carlsbad, Calif. (Carlsbad)
73	Campbell, William ***	DT	6-5	308	Sr.	Detroit, Mich. (Cass Technical)
95	Capatina, Anthony	DB	5-9	180	Jr./So.	Novi, Mich. (Detroit Catholic Central)
86	Chesson, Jehu	WR	6-3	183	Fr.	St. Louis, Mo. (Ladue Horton Watkins)
57	Clark, Frank*	DE	6-2	262	So.	Cleveland, Ohio (Glenville)
34	Clark, Jeremy	S	6-4	200	Fr.	Madisonville, Ky. (Madisonville North Hopkins)
6	Cleary, Brian	QB	6-3	204	Fr.	Detroit, Mich. (Detroit Jesuit)
18	Countess, Blake*	DB	5-10	180	So.	Owings Mills, Md. (Our Lady of Good Counsel)
82	Darboh, Amara	WR	6-2	220	Fr.	West Des Moines, Iowa (Dowling Catholic)
25	Demens, Kenny ***	LB	6-1	242	5th	Oak Park, Mich. (Detroit Country Day)
3	Dever, Bo	WR	6-2	193	Fr.	Lake Forest, Ill. (Lake Forest)
9	Dileo, Drew **	WR	5-10	180	Jr.	Greenwell Springs, La. (Parkview Baptist)
93	Eddins, Chris	TE	6-5	266	Jr./So.	Detroit, Mich. (Country Day)
42	Esterline, Dylan	TE	6-5	236	Jr./So.	Blissfield, Mich. (Blissfield)
8	Floyd, J.T. ***	CB	6-0	183	5th	Greenville, S.C. (J.L. Mann)
19	Funchess, Devin	TE	6-4	229	Fr.	Farmington Hills, Mich. (Harrison)
14	Furman, Josh*	S	6-2	203	Jr./So.	Annapolis, Md. (Old Mill Senior)
10	Gallon, Jeremy **	WR	5-8	187	Sr./Jr.	Apopka, Fla. (Apopka)
12	Gant, Allen	S	6-2	199	Fr.	Sylvania, Ohio (Southview)
12	Gardner, Devin*	QB/WR	6-4	203	Jr.	Detroit, Mich. (Inkster)
34	Gibbons, Brendan **	PK	6-1	230	Sr./Jr.	West Palm Beach, Fla. (Cardinal Newman)
79	Gibbs, Dan	OL	6-7	311	Fr.	Birmingham, Mich. (Seaholm)
54	Glanda, Jareth*	LS	6-3	260	Sr./Jr.	Rochester Hills, Mich. (Brother Rice)
61	Glasgow, Graham	OL	6-6	305	So./Fr.	Aurora, Ill. (Marmion Academy)
96	Glasgow, Ryan	DL	6-4	294	Fr.	Aurora, Ill. (Marmion Academy)
99	Godin, Matthew	DT	6-6	277	Fr.	Novi, Mich. (Detroit Catholic Central)
4	Gordon, Cameron **	LB	6-3	236	Sr./Jr.	Detroit, Mich. (Inkster)
30	Gordon, Thomas **	S	5-11	207	Sr./Jr.	Detroit, Mich. (Cass Technical)
46	Grace, Clark	TE	6-3	230	Fr.	Tecumseh, Ontario (L'Esson)
94	Graman, Curt	LS	6-5	205	Sr./Jr.	Cincinnati, Ohio (Elder)
69	Gunderson, Erik*	OL	6-8	303	Sr./Jr.	Milan, Mich. (Milan)
31	Gyarmati, Paul **	FB	6-1	234	5th	Birmingham, Mich. (Brother Rice)
43	Hagerup, Will **	P	6-4	227	Jr.	Milwaukee, Wis. (Whitefish Bay)
7	Hawthorne, Brandin **	LB	6-0	220	Sr.	Pahokee, Fla. (Pahokee)
5	Hayes, Justice	RB	5-10	183	So./Fr.	Flint, Mich. (Grand Blanc Community)
92	Heitzman, Keith	DE	6-3	270	So./Fr.	Hilliard, Ohio (Hilliard Davidson)
51	Henderson, Bobby	RB	5-11	230	Fr.	Hopewell Junction, NY (John Jay HS)
69	Henry, Willie	DT	6-3	314	Fr.	Cleveland, Ohio (Glenville)
24	Hollowell, Delonte*	DB	5-9	176	So.	Detroit, Mich. (Cass Technical)
33	Hopkins, Stephen **	RB	6-0	240	Jr.	Double Oak, Texas (Marcus)
39	Houma, Sione	FB	6-0	227	Fr.	Salt Lake City, Utah (Highland)

## ALPHABETICAL ROSTER

No.	Player	Pos.	Ht.	Wt.	Year/Elig.	Hometown (High School/Previous School)
17	Jackson, Jeremy **	WR	6-3	204	Jr.	Ann Arbor, Mich. (Huron)
52	Jenkins-Stone, Royce	LB	6-2	213	Fr.	Detroit, Mich. (Cass Technical)
95	Jocz, Michael	TE	6-4	210	Fr.	Novi, Mich. (Novi HS)
29	Johnson, Drake	RB	6-1	209	Fr.	Ann Arbor, Mich. (Pioneer)
27	Jones, Mike **	LB	6-2	226	Sr./Jr.	Orlando, Fla. (Edgewater)
67	Kalis, Kyle	OL	6-5	294	Fr.	Lakewood, Ohio (St. Edward)
27	Keizer, Jonathan	WR	6-5	211	So./Fr.	Portage, MI (Portage Northern)
14	Kennedy, Jack	QB	5-11	185	5th	Walled Lake, Mich. (Walled Lake Central)
36	Kerridge, Joe	FB	6-0	244	So./Fr.	Traverse City, Mich. (St. Francis)
11	Kovacs, Jordan ***	S	6-0	202	5th	Curtice, Ohio (Clay)
81	Kwiatkowski, Mike*	TE	6-5	262	5th	Macomb, Mich. (Dakota)
59	Lawson, Mark	LB	6-2	213	Fr.	Ada, Mich. (Forest Hills Eastern)
77	Lewan, Taylor **	OL	6-8	309	Sr./Jr.	Scottsdale, Ariz. (Chaparral)
66	Liesman, Dan	LB	6-2	212	Fr.	Lansing, Mich. (Lansing Catholic)
78	Magnuson, Erik	OL	6-6	285	Fr.	Carlsbad, Calif. (La Costa Canyon)
70	Mateus, Kristian	OL	6-7	309	Jr./So.	Ada, Mich. (Forest Hills Central)
57	Mealer, Elliott ***	OL	6-5	308	5th	Wauseon, Ohio (Wauseon)
60	Miller, Jack	OL	6-4	288	So./Fr.	Perrysburg, Ohio (St. John's Jesuit)
80	Miller, Ricardo*	WR	6-4	226	Jr.	Orlando, Fla. (Dr. Phillips [Fla.]/Pioneer [Mich.])
91	Mitropoulos-Rundus, Alex	TE	6-2	244	So./Fr.	Ann Arbor, Mich. (Pioneer)
87	Moore, Brandon*	TE	6-5	268	5th	Trotwood, Ohio (Trotwood-Madison)
48	Morgan, Desmond*	LB	6-1	227	So.	Holland, Mich. (West Ottawa)
26	Norfleet, Dennis	RB	5-7	161	Fr.	Detroit, Mich. (Martin Luther King)
31	Offerdahl, Andrew	S	5-11	199	Fr.	Fort Lauderdale, Fl. (Cardinal Gibbons)
53	Ojemudia, Mario	DE	6-2	231	Fr.	Farmington Hills, Mich. (Harrison)
65	Onameh, Patrick ***	OL	6-4	305	5th	Columbus, Ohio (St. Francis DeSales)
94	Paskorz, Jordan	TE	6-3	254	Jr./So.	Gibsonia, Pa. (Hampton)
36	Pearson, AJ	DB	6-0	195	Fr.	Johns Creek, Ga. (Northview HS)
56	Pipkins, Ondre	DT	6-3	340	Fr.	Kansas City, Mo. (Park Hill)
63	Pliska, Ben	OL	6-3	269	Fr.	Kirkland, Wa. (Lake Washington)
40	Poole, Antonio	LB	6-2	224	So./Fr.	Cincinnati, Ohio (Winton Woods)
38	Rawls, Thomas*	RB	5-10	218	So.	Flint, Mich. (Flint Northern)
85	Reynolds, Joe *	WR	6-1	196	Sr./Jr.	Rochester, Mich. (Rochester Adams)
13	Richardson, Terry	CB	5-9	162	Fr.	Detroit, Mich. (Cass Technical)
49	Ringer, Kaleb	LB	6-1	231	Fr.	Clayton, Ohio (Northmont)
16	Robinson, Denard ***	QB	6-0	197	Sr.	Deerfield Beach, Fla. (Deerfield Beach)
83	Robinson, Jerald*	WR	6-1	215	Jr./So.	Canton, Ohio (South)
3	Robinson, Marvin **	S	6-2	200	Jr.	Winter Haven, Fla. (Lake Region)
88	Roh, Craig ***	DE	6-5	281	Sr.	Scottsdale, Ariz. (Chaparral)
15	Ross III, James	LB	6-1	225	Fr.	Orchard Lake, Mich. (St. Mary's Prep)
21	Roundtree, Roy ***	WR	6-0	180	5th	Trotwood, Ohio (Trotwood-Madison)
47	Ryan, Jake*	LB	6-3	242	Jr./So.	Westlake, Ohio (St. Ignatius)
75	Schofield, Michael **	OL	6-7	300	Sr./Jr.	Orland Park, Ill. (Carl Sandburg)
23	Simmons, Floyd ***	S	6-0	200	5th	Detroit, Mich. (Crockett Technical)
2	Smith, Vincent ***	RB	5-6	175	Sr.	Pahokee, Fla. (Pahokee)
50	Strobel, Tom	DE	6-6	252	Fr.	Mentor, Ohio (Mentor)
13	Swieca, Alex	QB	6-1	206	So./Fr.	New York, NY (The Frisch School)
6	Taylor, Raymon*	DB	5-10	182	So.	Detroit, Mich. (Highland Park)
28	Toussaint, Fitzgerald **	RB	5-10	202	Sr./Jr.	Youngstown, Ohio (Liberty)
76	Washington, Quinton **	DT	6-4	300	Sr./Jr.	St. Stephen, S.C. (Timberland)
45	Wile, Matt*	K	6-2	214	So.	San Diego, Calif. (Francis Parker)
41	Wilkins, Kenny	DT	6-3	294	Jr./So.	Washington, Pa. (Trinity)
84	Williams, A.J.	TE	6-6	283	Fr.	Cincinnati, Ohio (Sycamore)
22	Wilson, Jarrod	S	6-2	194	Fr.	Akron, Ohio (Buchtel)
20	Wilson, Steve	CB	5-11	179	5th	White Lake, Mich. (Lakeland)
43	Wormley, Chris	DE	6-5	279	Fr.	Toledo, Ohio (Whitmer)
19	Zeller, Charlie	S	5-11	199	Sr./Jr.	Centennial, Colo. (Cherry Creek)

## NUMERICAL ROSTER

No.	Player	Pos.
45	Wile, Matt*	K
46	Broekhuizen, Seth *	PK
46	Grace, Clark	TE
47	Ryan, Jake*	LB
48	Morgan, Desmond*	LB
49	Anlauf, Brad	WR
49	Ringer, Kaleb	LB
50	Strobel, Tom	DE
51	Henderson, Bobby	RB
52	Jenkins-Stone, Royce	LB
52	Barnum, Ricky ***	OL
53	Ojemudia, Mario	DE
54	Ash, Richard	DT
54	Glanda, Jareth*	LS
55	Black, Jibrael **	DT
56	Pipkins, Ondre	DT
56	Burzynski, Joey*	OL
57	Clark, Frank*	DE
57	Mealer, Elliott ***	OL
58	Bryant, Chris	OL
59	Lawson, Mark	LB
60	Miller, Jack	OL
61	Glasgow, Graham	OL
62	Bars, Blake	OL
63	Pliska, Ben	OL
65	Onameh, Patrick ***	OL
66	Liesman, Dan	LB
67	Brink, Nathan*	DT
67	Kalis, Kyle	OL
69	Henry, Willie	DT
69	Gunderson, Erik*	OL
70	Mateus, Kristian	OL
71	Braden, Ben	OL
73	Campbell, William ***	DT
75	Schofield, Michael **	OL
76	Washington, Quinton **	DT
77	Lewan, Taylor **	OL
78	Magnuson, Erik	OL
79	Gibbs, Dan	OL
80	Miller, Ricardo*	TE
81	Kwiatkowski, Mike*	TE
82	Darboh, Amara	WR
83	Robinson, Jerald*	WR
84	Williams, A.J.	TE
85	Reynolds, Joe *	WR
86	Chesson, Jehu	WR
87	Moore, Brandon*	TE
88	Roh, Craig ***	DE
91	Allen, Kenneth	K/P
91	Mitropoulos-Rundus, Alex	TE
92	Heitzman, Keith	DE
93	Eddins, Chris	TE
94	Graman, Curt	LS
94	Paskorz, Jordan	TE
95	Capatina, Anthony	DB
95	Jocz, Michael	TE
96	Glasgow, Ryan	DL
97	Beyer, Brennen*	DE
99	Godin, Matthew	DT

# 2012 ROSTER BREAKDOWN

## ROSTER BY STATE

No.	Player	Pos.
Arizona (2)		
77	Lewan, Taylor **	OL
88	Roh, Craig ***	DE
California (3)		
56	Burzynski, Joey *	OL
78	Magnuson, Erik	OL
45	Wile, Matt *	K
Colorado (1)		
19	Zeller, Charlie	S
Florida (11)		
54	Ash, Richard	DT
52	Barnum, Ricky ***	OL
10	Gallon, Jeremy **	WR
34	Gibbons, Brendan **	PK
7	Hawthorne, Brandin **	LB
27	Jones, Mike **	LB
80	Miller, Ricardo *	TE
31	Offerdahl, Andrew	S
16	Robinson, Denard ***	QB
3	Robinson, Marvin **	S
2	Smith, Vincent ***	RB
Georgia (1)		
36	Pearson, AJ	DB
Illinois (6)		
49	Anlauf, Brad	WR
58	Bryant, Chris	OL
3	Dever, Bo	WR
61	Glasgow, Graham	OL
96	Glasgow, Ryan	DL
75	Schofield, Michael **	OL
Iowa (1)		
82	Darboh, Amara	WR
Kentucky (1)		
34	Clark, Jeremy	S
Louisiana (1)		
9	Dileo, Drew **	WR
Maryland (2)		
18	Countess, Blake *	DB
14	Furman, Josh *	S
Michigan (47)		
91	Allen, Kenneth	K/P
40	Allspach, Nate	TE
15	Austin, Shaun	QB
38	Backey, Al *	CB
97	Beyer, Brennen *	DE
71	Braden, Ben	OL
67	Brink, Nathan *	DT
46	Broekhuizen, Seth *	PK
73	Campbell, William ***	DT
95	Capatina, Anthony	DB
6	Cleary, Brian	QB
25	Demens, Kenny ***	LB
93	Eddins, Chris	TE
42	Esterline, Dylan	TE
19	Funchess, Devin	TE
12	Gardner, Devin *	QB
79	Gibbs, Dan	OL
54	Glanda, Jareth *	LS
99	Godin, Matthew	DT
4	Gordon, Cameron **	LB
30	Gordon, Thomas **	S
69	Gunderson, Erik *	OL
31	Gyarmati, Paul **	LB
5	Hayes, Justice	RB
24	Hollowell, Delonte *	DB
17	Jackson, Jeremy **	WR
52	Jenkins-Stone, Royce	LB
95	Jocz, Michael	TE
29	Johnson, Drake	RB
27	Keizer, Jonathan	WR

## ROSTER BY POSITION

### Quarterback

No.	Player	Pos.	Ht.	Wt.	Year/Elig.	Hometown (High School/Previous School)
15	Austin, Shaun	QB	6-1	203	Fr.	Plymouth, Mich. (Plymouth)
8	Bellomy, Russell	QB	6-3	202	So./Fr.	Arlington, Texas (Martin)
6	Cleary, Brian	QB	6-3	204	Fr.	Detroit, Mich. (Detroit Jesuit)
12	Gardner, Devin *	QB/WR	6-4	203	Jr.	Detroit, Mich. (Inkster)
14	Kennedy, Jack	QB	5-11	185	5th	Walled Lake, Mich. (Walled Lake Central)
16	Robinson, Denard ***	QB	6-0	197	Sr.	Deerfield Beach, Fla. (Deerfield Beach)
13	Swieca, Alex	QB	6-1	206	So./Fr.	New York, NY (The Frisch School)

### Running Back

31	Gyarmati, Paul **	FB	6-1	234	5th	Birmingham, Mich. (Brother Rice)
5	Hayes, Justice	RB	5-10	183	So./Fr.	Flint, Mich. (Grand Blanc Community)
51	Henderson, Bobby	RB	5-11	230	Fr.	Hopewell Junction, NY (John Jay)
33	Hopkins, Stephen **	FB	6-0	240	Jr.	Double Oak, Texas (Marcus)
39	Houma, Sione	FB	6-0	227	Fr.	Salt Lake City, Utah (Highland)
29	Johnson, Drake	RB	6-1	209	Fr.	Ann Arbor, Mich. (Pioneer)
36	Kerridge, Joe	FB	6-0	244	So./Fr.	Traverse City, Mich. (St. Francis)
26	Norfleet, Dennis	RB	5-7	161	Fr.	Detroit, Mich. (Martin Luther King)
38	Rawls, Thomas *	RB	5-10	218	So.	Flint, Mich. (Flint Northern)
2	Smith, Vincent ***	RB	5-6	175	Sr.	Pahokee, Fla. (Pahokee)
28	Toussaint, Fitzgerald **	RB	5-10	202	Sr./Jr.	Youngstown, Ohio (Liberty)

### Wide Receiver

49	Anlauf, Brad	WR	6-4	182	Fr.	Hinsdale, Ill. (Hinsdale Central)
86	Chesson, Jehu	WR	6-3	183	Fr.	St. Louis, Mo. (Ladue Horton Watkins)
82	Darboh, Amara	WR	6-2	220	Fr.	West Des Moines, Iowa (Dowling Catholic)
3	Dever, Bo	WR	6-2	193	Fr.	Lake Forest, Ill. (Lake Forest)
9	Dileo, Drew **	WR	5-10	180	Jr.	Greenwell Springs, La. (Parkview Baptist)
10	Gallon, Jeremy **	WR	5-8	187	Sr./Jr.	Apopka, Fla. (Apopka)
12	Gardner, Devin *	QB/WR	6-4	203	Jr.	Detroit, Mich. (Inkster)
17	Jackson, Jeremy **	WR	6-3	204	Jr.	Ann Arbor, Mich. (Huron)
27	Keizer, Jonathan	WR	6-5	211	So./Fr.	Portage, MI (Portage Northern)
80	Miller, Ricardo	WR	6-4	226	Jr.	Orlando, Fla. (Dr. Phillips [Fla.]/Pioneer[Mich])
85	Reynolds, Joe *	WR	6-1	196	Sr./Jr.	Rochester, Mich. (Rochester Adams)
83	Robinson, Jerald *	WR	6-1	215	Jr./So.	Canton, Ohio (South)
21	Roundtree, Roy ***	WR	6-0	180	5th	Trotwood, Ohio (Trotwood-Madison)

### Tight End

40	Allspach, Nate	TE	6-6	244	Jr./So.	Grand Rapids, Mich. (Grandville)
93	Eddins, Chris	TE	6-5	266	Jr./So.	Detroit, Mich. (Country Day)
42	Esterline, Dylan	TE	6-5	236	Jr./So.	Blissfield, Mich. (Blissfield)
19	Funchess, Devin	TE	6-4	229	Fr.	Farmington Hills, Mich. (Harrison)
46	Grace, Clark	TE	6-3	230	Fr.	Tecumseh, Ontario (L'Esson)
95	Jocz, Michael	TE	6-4	210	Fr.	Novi, Mich. (Novi HS)
81	Kwiatkowski, Mike *	TE	6-5	262	5th	Macomb, Mich. (Dakota)
91	Mitropoulos-Rundus, Alex	TE	6-2	244	So./Fr.	Ann Arbor, Mich. (Pioneer)
87	Moore, Brandon *	TE	6-5	268	5th	Trotwood, Ohio (Trotwood-Madison)
94	Paskorz, Jordan	TE	6-3	254	Jr./So.	Gibsonia, Pa. (Hampton)
84	Williams, A.J.	TE	6-6	283	Fr.	Cincinnati, Ohio (Sycamore)

### Offensive Line

52	Barnum, Ricky ***	OL	6-3	296	5th	Lakeland, Fla. (Lake Gibson)
62	Bars, Blake	OL	6-5	291	Fr.	Nashville, Tenn. (Montgomery Bell Academy)
71	Braden, Ben	OL	6-6	308	Fr.	Rockford, Mich. (Rockford)
58	Bryant, Chris	OL	6-4	318	So./Fr.	Chicago, Ill. (Simeon)
56	Burzynski, Joey *	OL	6-1	295	Jr./So.	Carlsbad, Calif. (Carlsbad)
79	Gibbs, Dan	OL	6-7	311	Fr.	Birmingham, Mich. (Seaholm)
61	Glasgow, Graham	OL	6-6	305	So./Fr.	Aurora, Ill. (Marmion Academy)
69	Gunderson, Erik *	OL	6-8	303	Sr./Jr.	Milan, Mich. (Milan)
67	Kalis, Kyle	OL	6-5	294	Fr.	Lakewood, Ohio (St. Edward)
77	Lewan, Taylor **	OL	6-8	309	Sr./Jr.	Scottsdale, Ariz. (Chaparral)
78	Magnuson, Erik	OL	6-6	285	Fr.	Carlsbad, Calif. (La Costa Canyon)
70	Mateus, Kristian	OL	6-7	309	Jr./So.	Ada, Mich. (Forest Hills Central)
57	Mealer, Elliott ***	OL	6-5	308	5th	Wauseon, Ohio (Wauseon)
60	Miller, Jack	OL	6-4	288	So./Fr.	Perrysburg, Ohio (St. John's Jesuit)
65	Onameh, Patrick ***	OL	6-4	305	5th	Columbus, Ohio (St. Francis DeSales)
63	Pliska, Ben	OL	6-3	269	Fr.	Kirkland, Wa. (Lake Washington)
75	Schofield, Michael **	OL	6-7	300	Sr./Jr.	Orland Park, Ill. (Carl Sandburg)

## ROSTER BY POSITION

## Defensive Line

54	Ash, Richard	DT	6-3	300	Jr./So.	Pahokee, Fla. (Pahokee)
97	Beyer, Brennen *	DE	6-3	252	So.	Canton, Mich. (Plymouth)
55	Black, Jibreel **	DT	6-2	279	Jr.	Cincinnati, Ohio (Wyoming)
67	Brink, Nathan *	DT	6-5	275	Sr./Jr.	Holland, Mich. (Holland Christian)
73	Campbell, William ***	DT	6-5	308	Sr.	Detroit, Mich. (Cass Technical)
57	Clark, Frank *	DE	6-2	262	So.	Cleveland, Ohio (Glenville)
96	Glasgow, Ryan	DT	6-4	294	Fr.	Aurora, Ill. (Marmion Academy)
99	Godin, Matthew	DT	6-6	277	Fr.	Novi, Mich. (Detroit Catholic Central)
92	Heitzman, Keith	DE	6-3	270	So./Fr.	Hilliard, Ohio (Hilliard Davidson)
69	Henry, Willie	DT	6-3	314	Fr.	Cleveland, Ohio (Glenville)
53	Ojemudia, Mario	DE	6-2	231	Fr.	Farmington Hills, Mich. (Harrison)
56	Pipkins, Ondre	DT	6-3	340	Fr.	Kansas City, Mo. (Park Hill)
88	Roh, Craig ***	DE	6-5	281	Sr.	Scottsdale, Ariz. (Chaparral)
50	Strobel, Tom	DE	6-6	252	Fr.	Mentor, Ohio (Mentor)
76	Washington, Quinton **	DT	6-4	300	Sr./Jr.	St. Stephen, S.C. (Timberland)
41	Wilkins, Kenny	DT	6-3	294	Jr./So.	Washington, Pa. (Trinity)
43	Wormley, Chris	DE	6-5	279	Fr.	Toledo, Ohio (Whitmer)

## Linebacker

35	Bolden, Joe	LB	6-3	223	Fr.	Cincinnati, Ohio (Colerain)
25	Demens, Kenny ***	LB	6-1	242	5th	Oak Park, Mich. (Detroit Country Day)
4	Gordon, Cameron **	LB	6-3	236	Sr./Jr.	Detroit, Mich. (Inkster)
7	Hawthorne, Brandin **	LB	6-0	220	Sr.	Pahokee, Fla. (Pahokee)
52	Jenkins-Stone, Royce	LB	6-2	213	Fr.	Detroit, Mich. (Cass Technical)
27	Jones, Mike **	LB	6-2	226	Sr./Jr.	Orlando, Fla. (Edgewater)
59	Lawson, Mark	LB	6-2	213	Fr.	Ada, Mich. (Forest Hills Eastern)
66	Liesman, Dan	LB	6-2	212	Fr.	Lansing, Mich. (Lansing Catholic)
48	Morgan, Desmond *	LB	6-1	227	So.	Holland, Mich. (West Ottawa)
40	Poole, Antonio	LB	6-2	224	So./Fr.	Cincinnati, Ohio (Winton Woods)
49	Ringer, Kaleb	LB	6-1	231	Fr.	Clayton, Ohio (Northmont)
15	Ross III, James	LB	6-1	225	Fr.	Orchard Lake, Mich. (St. Mary's Prep)
47	Ryan, Jake *	LB	6-3	242	Jr./So.	Westlake, Ohio (St. Ignatius)

## Secondary

5	Avery, Courtney **	CB	5-11	173	Jr.	Mansfield, Ohio (Lexington)
38	Backey, Al *	CB	5-10	183	Sr./Jr.	Ypsilanti, Mich. (Ypsilanti)
95	Capatina, Anthony	DB	5-9	180	Jr./So.	Novi, Mich. (Detroit Catholic Central)
34	Clark, Jeremy	S	6-4	200	Fr.	Madisonville, Ky. (Madisonville North Hopkins)
18	Countess, Blake *	CB	5-10	180	So.	Owings Mills, Md. (Our Lady of Good Counsel)
8	Floyd, J.T. ***	CB	6-0	183	5th	Greenville, S.C. (J.L. Mann)
14	Furman, Josh *	S	6-2	203	Jr./So.	Annapolis, Md. (Old Mill Senior)
12	Gant, Allen	S	6-2	199	Fr.	Sylvania, Ohio (Southview)
30	Gordon, Thomas **	S	5-11	207	Sr./Jr.	Detroit, Mich. (Cass Technical)
24	Hollowell, Delonte *	CB	5-9	176	So.	Detroit, Mich. (Cass Technical)
11	Kovacs, Jordan ***	S	6-0	202	Sr./Jr.	Curtice, Ohio (Clay)
31	Offerdahl, Andrew	S	5-11	199	Fr.	Fort Lauderdale, Fl. (Cardinal Gibbons)
36	Pearson, AJ	CB	6-0	195	Fr.	Johns Creek, Ga. (Northview HS)
13	Richardson, Terry	CB	5-9	162	Fr.	Detroit, Mich. (Cass Technical)
3	Robinson, Marvin **	S	6-2	200	So.	Winter Haven, Fla. (Lake Region)
23	Simmons, Floyd ***	S	6-0	200	Sr./Jr.	Detroit, Mich. (Crockett Technical)
6	Taylor, Raymon *	CB	5-10	182	So.	Detroit, Mich. (Highland Park)
22	Wilson, Jarrod	S	6-2	194	Fr.	Akron, Ohio (Buchtel)
20	Wilson, Steve	CB	5-11	179	5th	White Lake, Mich. (Lakeland)
19	Zeller, Charlie	S	5-11	199	Sr./Jr.	Centennial, Colo. (Cherry Creek)

## Specialists

91	Allen, Kenneth	K/P	6-3	205	Fr.	Fenton, Mich. (Fenton)
46	Broekhuizen, Seth *	PK	6-1	205	Sr./Jr.	Holland, Mich. (Holland Christian)
34	Gibbons, Brendan **	PK	6-1	230	Sr./Jr.	West Palm Beach, Fla. (Cardinal Newman)
54	Glanda, Jareth *	LS	6-3	260	Sr./Jr.	Rochester Hills, Mich. (Brother Rice)
94	Graman, Curt	LS	6-5	205	Sr./Jr.	Cincinnati, Ohio (Elder)
43	Hagerup, Will **	P	6-4	227	Jr.	Milwaukee, Wis. (Whitefish Bay)
45	Wile, Matt *	PK	6-2	214	So.	San Diego, Calif. (Francis Parker)

14	Kennedy, Jack	QB
36	Kerridge, Joe	FB
81	Kwiatkowski, Mike *	TE
59	Lawson, Mark	LB
66	Liesman, Dan	LB
70	Mateus, Kristian	OL
91	Mitropoulos-Rundus, Alex	TE
48	Morgan, Desmond *	LB
26	Norfleet, Dennis	RB
53	Ojemudia, Mario	DE
38	Rawls, Thomas *	RB
85	Reynolds, Joe *	WR
13	Richardson, Terry	CB
15	Ross III, James	LB
23	Simmons, Floyd ***	S
6	Taylor, Raymon *	DB
20	Wilson, Steve	CB
Missouri (2)		
86	Chesson, Jehu	WR
56	Pipkins, Ondre	DT
New York (2)		
51	Henderson, Bobby	RB
13	Swieca, Alex	QB
Ohio (24)		
5	Avery, Courtney **	CB
55	Black, Jibreel **	DE
35	Bolden, Joe	LB
57	Clark, Frank *	DE
12	Gant, Allen	S
94	Graman, Curt	LS
92	Heitzman, Keith	DE
69	Henry, Willie	DT
67	Kalis, Kyle	OL
11	Kovacs, Jordan ***	S
57	Mealer, Elliott ***	OL
60	Miller, Jack	OL
87	Moore, Brandon *	TE
65	Onameh, Patrick ***	OL
40	Poole, Antonio	LB
49	Ringer, Kaleb	LB
83	Robinson, Jerald *	WR
21	Roundtree, Roy ***	WR
47	Ryan, Jake *	LB
50	Strobel, Tom	DE
28	Toussaint, Fitzgerald **	RB
84	Williams, A.J.	TE
22	Wilson, Jarrod	S
43	Wormley, Chris	DE
Ontario (1)		
46	Grace, Clark	TE
Pennsylvania (2)		
94	Paskorz, Jordan	TE
41	Wilkins, Kenny	DT
South Carolina (2)		
8	Floyd, J.T. ***	CB
76	Washington, Quinton **	DT
Tennessee (1)		
62	Bars, Blake	OL
Texas (2)		
8	Bellomy, Russell	QB
33	Hopkins, Stephen **	RB
Utah (1)		
39	Houma, Sione	FB
Washington		
63	Pliska, Ben	OL
Wisconsin (1)		
43	Hagerup, Will **	P

# HEAD COACH BRADY HOKE



## Conference Championships

MAC WEST (2007, 2008)

## Coach of the Year Honors

National - Maxwell Football Club (2011)

Big Ten - Hayes-Schembechler (Coaches - 2011)

Big Ten - Dave McClain (Media - 2011, Media)

MWC (2010)

AFC FBS Region 3 (2008)

MAC (2008)

## At a Glance

Born: November 3, 1958 in Kettering, Ohio

High School: Fairmont East (1977)

College: Ball State, B.S., 1982

Wife: Laura

Children: Kelly

## Brady Hoke: Head Coach ■ Ball State (1982)

**Michigan W-L: 18-5 Second Season**

**Big Ten W-L: 11-3**

Brady Hoke was named the 19th head coach in University of Michigan football history on Jan. 11, 2011. A former assistant coach at U-M (1995-2002), Hoke led the Wolverines to an 11-2 record (6-2 Big Ten) and Allstate Sugar Bowl victory in his first season. Hoke had previous head coaching stints at San Diego State from 2009-10, where he earned a 13-12 record, and his alma mater, Ball State, where he went 34-38 from 2003-08. Collectively, Hoke is 58-52 in nine seasons as a head coach.

Hoke's first-season success in Ann Arbor was acknowledged across the country. He was named the Maxwell Football Club Collegiate Coach of the Year and was named a finalist for three other national Coach of the Year honors: Bear Bryant, Eddie Robinson and Liberty Mutual. The Big Ten Conference's coaches voted Hoke as the inaugural recipient of the Hayes-Schembechler Coach of the Year award, while the Big Ten media named him the Dave McClain Coach of the Year.

Michigan's offense averaged 33.3 points per game, which ranked second in the Big Ten, while U-M's defense allowed 17.4 points per game, good for second in the league. Four Wolverines earned All-Big Ten distinction in 2011, highlighted by center David Molk, who was named the Rimington-Pace Offensive Lineman of the Year in the conference. Molk also was named the 2011 Rimington Trophy recipient and earned Consensus All-America honors, being named first-team All-America by the Walter Camp Football Foundation, Sporting News and Associated Press.

With four wins more than the 2010 squad (7-6), Hoke and the Wolverines tied Fielding Yost's 1901 team as the only two teams with a four-win improvement from the previous season. Yost's 1901 team went 11-0 following a 7-2-1 1900 season.

Only the legendary Yost precedes Hoke as a Michigan head coach to win 10 games in his first season. Hoke also became the fifth Big Ten coach to win at least 10 games in his first season as head coach, joining Wisconsin's Bret Bielema (12-1, 2006), Ohio State's Earle Bruce (11-1, 1979), Yost (11-0, 1901) and Minnesota's Henry Williams (10-0-2, 1900). Since 1901, Hoke is the third U-M coach to win his first six games (Fielding Yost-1901, Bennie

Oosterbaan-1948). Nationally, Hoke became one of eight coaches to direct a team to a BCS bowl in his first season, while he became the third coach (and is now one of four coaches) to direct a team to a BCS bowl victory in his first season.

The 2010 Mountain West Conference Coach of the Year, Hoke guided the Aztecs to a 9-4 record, marking the most victories since 1996 (8) while earning the program's first trip to a bowl game in 12 years, a 35-14 victory over Navy. Six of his players earned All-MWC first team in 2010, including running back Ronnie Hillman, the league's Freshman of the Year. Seven additional players earned second-team (4) honors and honorable mention (3). In 2009, Hoke's first season at San Diego State, five players were named to All-MWC teams, while 11 were MWC All-Academic selections.

As head coach at Ball State, he mentored players to 35 All-MAC selections in six years en route to a pair of bowl game appearances in 2007 and '08. The 2008 season marked the best season in program history, recording a school-record 12 wins and completing an undefeated Mid-American Conference regular-season campaign.

Collectively, Hoke has 29 years of collegiate coaching experience beginning with assistant positions at Grand Valley State (1983), Western Michigan (1984-86), Toledo (1987-88), Oregon State (1989-94) and Michigan (1995-2002). A defensive line coach at U-M, Hoke was part of three Big Ten champion teams (1997, '98, 2000), including the 1997 national champion and Rose Bowl winning squad. During his tenure, U-M posted a 76-23 overall record, claiming at least 10 victories on four occasions.

A 1982 graduate of Ball State University, Hoke earned four letters (1977-80) with the Cardinals. He was part of the only two teams in Ball State football history to post undefeated conference seasons: as a player in 1978, and as the head coach in 2008. Hoke led Ball State to the 1978 MAC championship, and as a team captain in 1980 earned All-MAC second-team honors. He graduated from Fairmont East High School in Kettering, Ohio, in 1977.

He and his wife, the former Laura Homberger, have one daughter, Kelly.

## BRADY HOKE'S YEAR-BY-YEAR COACHING RECORD

YEAR	SCHOOL	RECORD	CONFERENCE RECORD	POST-SEASON
2012	Michigan	7-3	5-1 Big Ten	
2011	Michigan	11-2	6-2 Big Ten	Sugar Bowl (vs. Virginia Tech/W, 23-20 ot)
2010	San Diego State	9-4	5-3 MWC	Poinsettia Bowl (vs. Navy/W, 35-14)
<b>2009</b>	<b>San Diego State</b>	<b>4-8</b>	<b>2-6 MWC</b>	
<b>2008</b>	<b>Ball State</b>	<b>12-1</b>	<b>8-0 MAC</b>	<b>MAC West champion, * Did not coach GMAC Bowl (vs. Tulsa/L, 45-13)</b>
<b>2007</b>	<b>Ball State</b>	<b>7-6</b>	<b>5-2 MAC</b>	<b>MAC West co-champ, International Bowl (vs. Rutgers/L, 52-30)</b>
<b>2006</b>	<b>Ball State</b>	<b>5-7</b>	<b>5-3 MAC</b>	
<b>2005</b>	<b>Ball State</b>	<b>4-7</b>	<b>4-4 MAC</b>	
<b>2004</b>	<b>Ball State</b>	<b>2-9</b>	<b>2-6 MAC</b>	
<b>2003</b>	<b>Ball State</b>	<b>4-8</b>	<b>3-5 MAC</b>	
<b>U-M</b>	<b>2 Seasons</b>	<b>18-5</b>	<b>11-3 Big Ten</b>	
<b>SDSU</b>	<b>2 Seasons</b>	<b>13-12</b>	<b>7-9 MWC</b>	
<b>BSU</b>	<b>6 Seasons</b>	<b>34-38</b>	<b>27-20 MAC</b>	
<b>TOTAL</b>	<b>10 Seasons</b>	<b>65-55</b>	<b>45-32 Conference</b>	

## BRADY HOKE'S MILESTONE WINS

Win	Opponent	Site	Date
1	Ball State 31, Indiana State 7	H	8/28/2003
10	Ball State 26, Eastern Michigan 25	A	11/12/2005
20	Ball State 27, Western Michigan 23	A	10/20/2007
30	Ball State 38, Eastern Michigan 16	H	10/25/2008
40	San Diego State 41, New Mexico St.	A	9/11/2010
50	Michigan 31, Eastern Michigan 3	H	9/17/2011

## U-M SUPERLATIVES UNDER BRADY HOKE

Overall:	18-5
At Home:	13-0
On the Road:	4-4
Neutral:	1-1

### By Month:

August:	0-0
September:	6-2
October:	6-2
November:	5-1
December:	0-0
January:	1-0

When Scoring First:	10-1
When Opponent Scored First:	8-4
When Scoring 20 or More Points:	17-0
When Scoring Less Than 20 Points:	1-5
When Leading at the Half:	14-0
When Trailing at the Half:	3-4
When Tied at the Half:	1-1
When Leading after 3 Quarters:	14-0
When Trailing after 3 Quarters:	3-5
When Tied after 3 Quarters:	0-0
In Overtime:	2-0
When Outrushing the Opponent:	14-1
With 35 or More Rushing Attempts:	12-4
With Less Than 30 Passing Attempts:	15-3
When Leading in Time of Possession:	11-3
When Trailing in Time of Possession:	7-2

On Turf:	16-3
On Grass:	2-2

When Leading in Takeaway/Turnover Ratio:	8-1
When Even in Takeaway/Turnover Ratio:	5-0
When Trailing in Takeaway/Turnover Ratio:	5-4
With an Individual 100-Yard Rusher:	12-0
With an Individual 200-Yard Passer:	6-1
250-Yard Passer:	4-0
With an Individual 100-Yard Receiver:	4-1
With an Individual Opponent 100-Yard Rusher:	4-4
With an Individual Opponent 200-Yard Passer:	5-0
250-Yard Passer:	3-0
With an Individual Opponent 100-Yard Receiver:	4-1



**AL BORGES**

Offensive Coordinator/QB



**DARRELL FUNK**

Offensive Line



**FRED JACKSON**

Running Backs



**JEFF HECKLINSKI**

Wide Receivers



**DAN FERRIGNO**

Special Teams/Tight Ends



**GREG MATTISON**

Defensive Coordinator



**JERRY MONTGOMERY**

Defensive Line



**MARK SMITH**

Linebackers



**CURT MALLORY**

Secondary



**AARON WELLMAN**

Strength and Conditioning

## RECORD VERSUS OPPONENTS

Conf./Team	Record
Big Ten.....	.....
Illinois.....	2-1
Indiana.....	1-2
Iowa.....	0-2
Michigan.....	0-1
Michigan State.....	1-1
Minnesota.....	2-0
Nebraska.....	1-1
Northwestern.....	2-0
Ohio State.....	1-0
Purdue.....	2-2
<b>Totals</b> .....	<b>12-10</b>

<b>MAC</b> .....	.....
Akron.....	2-1
Bowling Green.....	0-3
Buffalo.....	2-1
Central Florida.....	1-0
Central Michigan.....	2-4
Eastern Michigan.....	5-2
Kent State.....	3-0
Massachusetts.....	1-0
Miami.....	2-2
Northern Illinois.....	3-3
Ohio.....	0-1
Toledo.....	4-2
Western Michigan.....	5-2
<b>Totals</b> .....	<b>30-21</b>

<b>Independent</b> .....	.....
Navy.....	3-0
Notre Dame.....	1-1
<b>Total</b> .....	<b>4-1</b>

<b>Mountain West</b> .....	.....
Air Force.....	2-1
BYU.....	0-2
Colorado State.....	2-0
New Mexico.....	2-0
San Diego State.....	1-0
TCU.....	0-2
UNLV.....	1-1
Utah.....	0-2
Wyoming.....	1-1
<b>Total</b> .....	<b>9-9</b>

<b>Big 12</b> .....	.....
Missouri.....	0-3
Nebraska.....	0-1
<b>Totals</b> .....	<b>0-4</b>

<b>Big East</b> .....	.....
Boston College.....	0-2
Pittsburgh.....	0-1
Rutgers.....	0-1
Virginia Tech.....	1-0
<b>Totals</b> .....	<b>1-4</b>

<b>ACC</b> .....	.....
Boston College.....	0-1

<b>SEC</b> .....	.....
Alabama.....	0-1
Auburn.....	0-1
<b>Total</b> .....	<b>0-2</b>

<b>Sun Belt</b> .....	.....
Western Kentucky.....	2-0

<b>PAC 12</b> .....	.....
UCLA.....	0-1

<b>WAC</b> .....	.....
Idaho.....	0-1
New Mexico State.....	2-0
Utah State.....	1-0
<b>Total</b> .....	<b>3-1</b>

<b>FCS</b> .....	.....
Nicholls State.....	1-0
Southern Utah.....	1-0
Indiana State.....	1-0
North Dakota State.....	0-1
Northeastern.....	1-0
<b>Total</b> .....	<b>4-1</b>

<b>Totals</b> .....	<b>65-55</b>
---------------------	--------------

# INDIVIDUAL CAREER BESTS

## TOP STATISTICAL LEADERS

**Rushing:**  
2012: Denard Robinson (131 carries, 946 yards, 7.2 avg., 6 TD)  
*Career:* Denard Robinson (677 carries, 4,175 yards, 6.2 avg., 41 TDs)

**Passing:**  
2012: Denard Robinson (89-166, 1,319 yards, 9 TD, 9 Ints.)  
*Career:* Denard Robinson (427-746, 6,250 yards, 49 TDs, 39 Ints.)

**Receiving:**  
2012: Jeremy Gallon (29 for 484 yards, 16.7 avg., 2 TD)  
*Career:* Roy Roundtree (143 for 2,102 yards, 14.7 avg., 13 TD)

**Punt Returns:**  
2012: Jeremy Gallon (10 for 67 yards, 6.7 avg., 0 TD)  
*Career:* Jeremy Gallon (39 for 302 yards, 7.7 avg., 0 TD)

**Kickoff Returns:**  
2012: Dennis Norfleet (31 for 735 yards, 23.7 avg., 0 TD)  
*Career:* Jeremy Gallon (31 for 735 yards, 23.7 avg., 0 TD)

**Field Goals:**  
2012: Brendan Gibbons (14 for 16)  
*Career:* Brendan Gibbons (28 for 38, long 52 yards)

**Tackles:**  
2012: Jake Ryan (69; 44 solos, 25 assists)  
*Career:* Jordan Kovacs (320; 187 solos, 133 assists)

**Tackles for Loss:**  
2012: Jake Ryan (12.0 for 53 yards)  
*Career:* Craig Roh (26.5 for 127 yards)

**Sacks:**  
2012: Jake Ryan (3.5 for 29 yards)  
*Career:* Craig Roh (9.5 for 70 yards)

**Interceptions:**  
2012: Raymon Taylor (2 for 70 yards) and Thomas Gordon (2 for 19 yards)  
*Career:* Jordan Kovacs (5 for 78 yards)

**Pass Breakups:**  
2012: J.T. Floyd (5)  
*Career:* J.T. Floyd (18)

## RUSHING

**Devin Gardner**  
Attempts: 10, at Minnesota (Nov. 3, 2012)  
Yards: 47, vs. Northwestern (Nov. 10, 2012)  
TDs: 2, vs. Northwestern (Nov. 10, 2012)  
Long: 19, at Minnesota (Nov. 3, 2012)

**Stephen Hopkins**  
Attempts: 8, twice, last at Purdue (Nov. 13, 2010)  
Yards: 45, vs. Illinois (Nov. 6, 2010)  
TDs: 1, four times, last at Purdue (Nov. 13, 2010)  
Long: 32, vs. Illinois (Nov. 6, 2010)

**Denard Robinson**  
Attempts: 29, vs. Connecticut (Sept. 4, 2010)  
Yards: 258, at Notre Dame (Sept. 11, 2010)  
TDs: 3, twice, last vs. San Diego State (Sept. 24, 2011)  
Long: 87, at Notre Dame (Sept. 11, 2010)

**Thomas Rawls**  
Attempts: 16, at Minnesota (Nov. 3, 2012)  
Yards: 90, vs. Illinois (Oct. 13, 2012)  
TDs: 1, four times, last vs. Northwestern (Nov. 10, 2012)  
Long: 63, vs. Illinois (Oct. 13, 2012)

**Vincent Smith**  
Attempts: 18, at Purdue (Nov. 13, 2010)  
Yards: 166, vs. Delaware State (Oct. 17, 2009)  
TDs: 2, vs. Bowling Green (Sept. 25, 2010)  
Long: 56, at Indiana (Oct. 2, 2010)

**Fitzgerald Toussaint**  
Attempts: 29, vs. Nebraska (Nov. 19, 2011)  
Yards: 192, at Illinois (Nov. 12, 2011)  
TDs: 2, 5 times, last at Purdue (Oct. 6, 2012)  
Long: 65, at Illinois (Nov. 12, 2011)

## PASSING

**Devin Gardner**  
Attempts: 29, vs. Northwestern (Nov. 10, 2012)  
Completions: 16, vs. Northwestern (Nov. 10, 2012)  
Yards: 286, vs. Northwestern (Nov. 10, 2012)  
TDs: 2, twice, last vs. Northwestern (Nov. 10, 2012)  
Long: 53, vs. Northwestern (Nov. 10, 2012)

**Denard Robinson**  
Attempts: 40, at Notre Dame (Sept. 11, 2010)  
Completions: 24, at Notre Dame (Sept. 11, 2010)  
Yards: 338, vs. Notre Dame (Sept. 10, 2011)  
TDs: 4, vs. Notre Dame, Sept. 10, 2011)  
Long: 77, vs. Notre Dame (Sept. 10, 2011)

## RECEIVING

**Drew Dileo**  
Catches: 4, twice, last at Minnesota (Nov. 3, 2012)  
Yards: 92, vs. Michigan State (Oct. 20, 2012)  
TDs: 1, three times, last at Minnesota (Nov. 3, 2012)  
Long: 66, vs. Massachusetts (Sept. 15, 2012)

**Jeremy Gallon**  
Catches: 7, vs. Northwestern (Nov. 10, 2012)  
Yards: 107, vs. Alabama (Sept. 1, 2012)  
TDs: 1, six times, last at Minnesota (Nov. 3, 2012)  
Long: 71, twice, last vs. Illinois (Oct. 13, 2012)

**Devin Gardner**  
Catches: 5, vs. Air Force (Sept. 8, 2012)  
Yards: 63, vs. Air Force (Sept. 8, 2012)  
TDs: 1, three times, last vs. Massachusetts (Sept. 15, 2012)  
Long: 44, vs. Alabama (Sept. 1, 2012)

**Jeremy Jackson**  
Catches: 2, four times, last at Nebraska (Oct. 27, 2012)  
Yards: 31, at Ohio State (Nov. 27, 2010)  
TDs: None  
Long: 22, at Ohio State (Nov. 27, 2010)

**Roy Roundtree**  
Catches: 10, vs. Purdue (Nov. 7, 2009)  
Yards: 246, vs. Illinois (Nov. 6, 2010)  
TDs: 2, vs. Illinois (Nov. 6, 2010)  
Long: 76, at Illinois (Oct. 31, 2009)

**Vincent Smith**  
Catches: 7, at Wisconsin (Nov. 14, 2009)  
Yards: 54, at Wisconsin (Nov. 14, 2009)  
TDs: 1, 6 times, last vs. Minnesota (Oct. 1, 2011)  
Long: 28, vs. Minnesota (Oct. 1, 2011)

## DEFENSE

**Courtney Avery**  
Tackles: 7, vs. Wisconsin (Nov. 20, 2010)  
Solos: 5, at Purdue (Nov. 13, 2010)  
Asst: 4, vs. Wisconsin (Nov. 20, 2010)  
TFLs: 1.0, twice, last vs. Air Force (Sept. 8, 2012)  
Sacks: 0.5, vs. Purdue (Oct. 29, 2011)  
Int.: 1, twice, last vs. Ohio State (Nov. 26, 2011)  
FR: 1, three times, last at Minnesota (Nov. 3, 2012)  
PBUs: 2, vs. Bowling Green (Sept. 25, 2010)

**Frank Clark**  
Tackles: 5, vs. Virginia Tech (Jan. 3, 2012)  
Solos: 3, at Minnesota (Nov. 3, 2012)  
Asst: 4, twice, vs. Virginia Tech (Jan. 3, 2012)  
TFLs: 2, vs. Air Force (Sept. 8, 2012)  
Sacks: None  
Int.: 1, vs. Virginia Tech (Jan. 3, 2012)  
FR: None  
PBUs: 2, vs. Massachusetts (Sept. 15, 2012)

**Kenny Demens**  
Tackles: 13, vs. Wisconsin (Nov. 20, 2010)  
Solos: 8, vs. Northwestern (Nov. 10, 2012)  
Asst: 8, twice, last at Iowa (Nov. 5, 2011)  
TFLs: 2, vs. Northwestern (Nov. 10, 2012)  
Sacks: 1, twice, last at Illinois (Nov. 12, 2011)  
Int.: 1, vs. Illinois (Oct. 13, 2012)  
FR: None  
PBUs: 1, three times, last vs. Notre Dame (Sept. 22, 2012)

**J.T. Floyd**  
Tackles: 13, twice, last vs. Michigan State (Oct. 9, 2010)  
Solos: 10, vs. Michigan State (Oct. 9, 2010)  
Asst: 6, at Indiana (Oct. 2, 2010)  
TFLs: 1, three times, last vs. Northwestern (Nov. 10, 2012)  
Sacks: None  
Int.: 1, 3 times, last at Illinois (Nov. 12, 2011)  
FR: None  
PBUs: 2, five times, last at Minnesota (Nov. 3, 2012)

**Cameron Gordon**  
Tackles: 15, at Indiana (Oct. 2, 2010)  
Solos: 12, at Indiana (Oct. 2, 2010)  
Asst: 5, twice, last vs. Illinois (Nov. 6, 2010)  
TFLs: 1, four times, last at Nebraska (Oct. 27, 2012)  
Sacks: None  
Int.: 1, twice, last at Indiana (Oct. 2, 2010)  
FR: 2, at Purdue (Nov. 13, 2010)  
PBUs: 1, six times, last at Purdue (Oct. 6, 2012)

**Thomas Gordon**  
Tackles: 11, vs. Northwestern (Nov. 10, 2012)  
Solos: 8, vs. Northwestern (Nov. 10, 2012)  
Asst: 6, at Nebraska (Oct. 27, 2012)  
TFLs: 2, at Notre Dame (Sept. 11, 2010)  
Sacks: 1, twice, last at Penn State (Oct. 30, 2010)  
Int.: 1, three times, last at Purdue (Oct. 6, 2012)  
FR: 1, 4 times, last at Illinois (Nov. 12, 2011)  
PBUs: 1, three times, last vs. Michigan State (Oct. 20, 2012)

**Brandin Hawthorne**  
Tackles: 10, vs. Eastern Michigan (Sept. 17, 2011)  
Solos: 7, vs. Eastern Michigan (Sept. 17, 2011)  
Asst: 5, at Northwestern (Oct. 8, 2011)  
TFLs: 1, twice, last vs. Eastern Michigan (Sept. 17, 2011)  
Sacks: 1, vs. Purdue (Oct. 29, 2011)  
Int.: 1, at Northwestern (Oct. 8, 2011)  
FR: None  
PBUs: 1, vs. Notre Dame (Sept. 17, 2011)

## Jordan Kovacs

Tackles: 17, twice, (last at Ohio State, Nov. 27, 2010)  
 Solos: 9, at Ohio State (Nov. 27, 2010)  
 Asst: 10, at Michigan State (Oct. 3, 2009)  
 TFLs: 2.5, twice, last vs. Iowa (Oct. 16, 2010)  
 Sacks: 2, vs. Western Michigan (Sept. 3, 2011)  
 Int.: 1, 4 times, last vs. Michigan State (Oct. 20, 2012)  
 FR: 1, twice, last at Michigan State (Oct. 15, 2011)  
 PBUs: 1, twice, last vs. Western Michigan (Sept. 3, 2011)

## Desmond Morgan

Tackles: 11, vs. Michigan State (Oct. 20, 2012)  
 Solos: 7, vs. Northwestern (Nov. 10, 2012)  
 Asst: 8, vs. Alabama (Sept. 1, 2012)  
 TFLs: 2.0, at Purdue (Oct. 6, 2012)  
 Sacks: 1, vs. Ohio State (Nov. 26, 2011)  
 Int.: None  
 FR: 1, at Michigan State (Oct. 15, 2011)  
 PBUs: 1, at Iowa (Nov. 5, 2011)

## Craig Roh

Tackles: 7, vs. Eastern Michigan (Sept. 19, 2009)  
 Solos: 5, vs. Illinois (Nov. 6, 2010)  
 Asst: 5, vs. Eastern Michigan (Sept. 19, 2009)  
 TFLs: 2, 5 times, last at Michigan State (Oct. 15, 2011)  
 Sacks: 1, 5 times, last at Purdue (Oct. 6, 2012)  
 Int.: 1, vs. Eastern Michigan (Sept. 19, 2009)  
 FR: None  
 PBUs: 2, at Michigan State (Oct. 3, 2009)

## Jake Ryan

Tackles: 11, twice, last vs. Illinois (Oct. 13, 2012)  
 Solos: 8, vs. Michigan State (Oct. 20, 2012)  
 Asst: 4, four times, last at Minnesota (Nov. 3, 2012)  
 TFLs: 4, vs. Virginia Tech (Jan. 3, 2012)  
 Sacks: 1.5, vs. Illinois (Oct. 13, 2012)  
 Int.: None  
 FR: 2, vs. San Diego State (Sept. 24, 2011)  
 PBUs: 1, vs. Notre Dame (Sept. 22, 2012)

## PUNT RETURNS

### Drew Dileo

Returns: 1, 3 times, last vs. Eastern Michigan (Sept. 17, 2011)  
 Yards: 15, vs. Bowling Green (Sept. 25, 2010)  
 TDs: None  
 Long: 15, vs. Bowling Green (Sept. 25, 2010)

### Jeremy Gallon

Returns: 4, twice, last vs. Nebraska (Nov. 19, 2011)  
 Yards: 62, at Illinois (Nov. 12, 2011)  
 TDs: None  
 Long: 32, at Illinois (Nov. 12, 2011)

### Dennis Norfleet

Returns: 1, twice, last vs. Illinois (Oct. 13, 2012)  
 Yards: 42, vs. Illinois (Oct. 13, 2012)  
 TDs: None  
 Long: 42, vs. Illinois (Oct. 13, 2012)

## KICK RETURNS

### Drew Dileo

Returns: 6, at Ohio State (Nov. 27, 2010)  
 Yards: 118, at Ohio State (Nov. 27, 2010)  
 TDs: None  
 Long: 34, vs. Wisconsin (Nov. 20, 2010)

### Jeremy Gallon

Returns: 7, vs. Illinois (Nov. 6, 2010)  
 Yards: 139, vs. Illinois (Nov. 6, 2010)  
 TDs: None  
 Long: 47, at Penn State (Oct. 30, 2010)

## Dennis Norfleet

Returns: 8, vs. Alabama (Sept. 1, 2012)  
 Yards: 177, vs. Alabama (Sept. 1, 2012)  
 TDs: None  
 Long: 38 at Purdue (Oct. 6, 2012)

## Vincent Smith

Returns: 5, vs. Notre Dame (Sept. 10, 2011)  
 Yards: 98, vs. Notre Dame (Sept. 10, 2011)  
 TDs: None  
 Long: 24, vs. Notre Dame (Sept. 10, 2011)

## KICKING

### Brendan Gibbons

Points: 16, vs. Minnesota (Oct. 1, 2011)  
 FG Att.: 4, at Purdue (Oct. 6, 2012)  
 FG Made: 3, five times, last at Nebraska (Oct. 27, 2012)  
 PATs: 7, vs. Minnesota (Oct. 1, 2011)  
 Long FG: 52, at Nebraska (Oct. 27, 2012)

### Will Hagerup

Punts: 9, at Notre Dame (Sept. 11, 2010)  
 Yards: 353, vs. Alabama (Sept. 1, 2012)  
 Average: 51.0, vs. Connecticut (Sept. 4, 2010)  
 50+: 4, vs. Alabama (Sept. 1, 2012)  
 I-20: 3, at Michigan State, Oct. 15, 2011)  
 Long: 72, at Purdue (Nov. 13, 2010)

### Matt Wile

Punts: 5, vs. Notre Dame (Sept. 10, 2011)  
 Yards: 196, vs. San Diego State (Sept. 24, 2011)  
 Average: 49.0, vs. San Diego State (Sept. 24, 2011)  
 50+: 1, vs. San Diego State (Sept. 24, 2011)  
 I-20: 3, vs. Illinois (Oct. 13, 2012)  
 Long: 51, vs. San Diego State (Sept. 24, 2011)

# **GAME 1:** **Michigan vs. Alabama** **Cowboys Stadium** **September 1, 2012** **90,413**

	1st	2nd	3rd	4th	FINAL
Michigan.....	0	7	7	0	14
Alabama.....	21	10	3	7	41

**ARLINGTON, Texas** -- The eighth-ranked University of Michigan football team was unable to overcome a 31-point first-half deficit, falling 41-14 to the second-ranked University of Alabama in the 2012 Cowboys Classic held Saturday evening (Sept. 1) at Cowboys Stadium. The announced crowd of 90,413 fans was the largest for a collegiate game in Cowboys Stadium history.

Senior co-captain and quarterback Denard Robinson (Deerfield, Fla./Deerfield Beach HS) completed 11-of-26 passes for 200 yards and tossed one touchdown. He added 27 rushing yards on 10 carries and scored the team's first points on a six-yard TD run.

Senior/junior wide receiver Jeremy Gallon (Apopka, Fla./Apopka HS) caught four passes for a career-best 107 yards in the contest, including a 71-yard career-long catch on Michigan's first scoring drive of 2012. It was Gallon's first career 100-yard receiving game.

Senior/junior safety Thomas Gordon (Detroit, Mich./Cass Technical HS) led the defensive effort, tying a career high with nine tackles and adding a forced fumble. Senior co-captain and safety Jordan Kovacs (Curtice, Ohio/Clay HS) chipped in eight stops and one tackle for loss.

The Crimson Tide scored touchdowns on three consecutive first-quarter possessions to open up a 21-0 lead on the Wolverines. Quarterback A.J. McCarron tossed a pair of touchdown passes on the first two scoring drives, finding tight end Michael Williams for a two-yard touchdown and DeAndrew White for a 51-yard score. Alabama reached the end zone for the third time as Eddie Lacy ran nine yards over left tackle at 1:42 of the opening stanza.

Alabama added to its lead with 10 points in the second quarter. Kicker Jeremy Shelley connected on a 22-yard field goal at 9:53, and linebacker C.J. Mosley intercepted a third-down pass from Robinson and returned it 16 yards for the touchdown at 4:25.

Michigan chipped into the deficit as Robinson kept the ball and ran six yards behind the left side across the goal line. The Wolverines reached Crimson Tide territory as Robinson tossed a perfect strike to Gallon that covered 71 yards to the Alabama one-yard line. The

Wolverines were called for too many men in the huddle on first down, moving the ball back to the six-yard line. Robinson scored his 36th career rushing touchdown on the first-down play following the penalty. The three-play, 75-yard drive took 2:05.

Alabama increased its lead to 34-7 with a 51-yard field goal by kicker Cade Foster at 2:34 of the third quarter.

The Wolverines continued to fight back as Robinson threw a 44-yard touchdown pass to junior wide receiver Devin Gardner (Detroit, Mich./Inkster HS) with 14 seconds left in the third quarter. The receiving touchdown was the first of Gardner's career and just his second reception. The five-play, 86-yard drive took 2:20.

Alabama running back T.J. Yeldon added a one-yard rushing touchdown with 5:32 remaining to put the Crimson Tide ahead by the game's final score, 41-14.



## **SCORING SUMMARY**

### **First Quarter**

ALA: WILLIAMS 2 yd reception (SHELLEY kick)  
 ALA: WHITE 51 yd reception (SHELLEY kick)  
 ALA: LACY 9 yd run (SHELLEY kick)

### **Second Quarter**

ALA: SHELLEY 22 yd field goal  
 ALA: MOSLEY 16 yd interception return (SHELLEY kick)  
 MICH: ROBINSON, D. 6 yd run (GIBBONS, B. kick)

### **Third Quarter**

ALA: FOSTER 51 yd field goal  
 MICH: GARDNER, D. 44 yd reception (GIBBONS, B. kick)

### **Fourth Quarter**

ALA: YELDON 1 yd run (SHELLEY kick)

## **TEAM STATISTICS**

Category	U-M	ALA
FIRST DOWNS	11	21
RUSHES-YARDS (NET)	29-69	42-247
PASSING YDS (NET)	200	199
Passes Att-Comp-Int	27-11-3	21-11-0
TOTAL OFFENSE	56-269	63-446
Fumble Returns-Yards	1-1	0-0
Punt Returns-Yards	1-3	4-56
Kickoff Returns-Yards	8-177	0-0
Interceptions-Yards	0-0	3-51
Punts (Number-Avg)	6-51.3	4-47.0
Fumbles-Lost	0-0	1-1
Penalties-Yards	8-99	7-55
Possession Time	28:34	31:26
Third-Down Conv.	3 of 12	3 of 10
Fourth-Down Conv.	0 of 1	0 of 0
Red-Zone	1-1	4-4

## **INDIVIDUAL STATISTICS**

**RUSHING: ALABAMA** - YELDON 11-116;  
 FOWLER 8-67; LACY 9-45; HART 9-19; DRAKE  
 1-2 **MICH**-SMITH, Vincent 13-33; ROBINSON, D.  
 10-27; RAWLS, T. 6-9.

**PASSING: ALABAMA**-McCARRON 11-21-0-199.  
**MICH**-ROBINSON, D. 11-26-2.

**RECEIVING: ALABAMA** - NORWOOD 3-53; BELL  
 2-26; WHITE 1-51; YELDON 1-26; JOHNSON 1-16;  
 COOPER 1-15; LACY 1-10; WILLIAMS 1-2. **MICH**  
 - GALLON, J. 4-107, ROUNDTREE, R. 2-12; SMITH,  
 V. 2-11; GARDNER, D. 1-44; DILEO, D. - 1-20;  
 KWIATKOWSKI, M. 1-6.



## GAME 2: Michigan vs. Air Force Michigan Stadium September 8, 2012 112,522

	1st	2nd	3rd	4th	FINAL
Air Force	3	7	7	8	25
Michigan	7	7	14	3	31

**ANN ARBOR, Mich.** -- Senior quarterback Denard Robinson (Deerfield Beach, Fla./Deerfield Beach) threw for two touchdowns and ran for two more scores, from 79 and 58 yards out, as the University of Michigan football team (No. 19 AP/No. 19 USA Today Coaches) escaped Air Force, 31-25, on Saturday (Sept. 8) at Michigan Stadium. Michigan thwarted Air Force on its final offensive possession late in the fourth quarter to pick up its first win of the season.

With the win, Michigan improves to 2-0 against the Falcons all-time and claims its 110th victory in home openers.

Robinson amassed 208 yards passing and 218 rushing, along with four total scores (two rush, two pass) -- the sixth game he has tallied two or more touchdowns both with his arm and legs.

Freshman tight end Devin Funchess (Farmington Hills, Mich./Harrison) led the receiving core with 106 yards, becoming only the ninth freshman in school history to have a 100-yard receiving game, which included a 30-yard touchdown reception.

Michigan's defense was led by junior/sophomore linebacker Jake Ryan (Westlake, Ohio/St. Ignatius) and freshman linebacker Joe Bolden (Cincinnati, Ohio/Colerain), who each compiled a career high in tackles with 11 and 10, respectively.

Air Force received the ball to begin the game, using the first 5:33 but missed a field goal attempt from 36 yards out to turn the ball over to the Wolverines. Two plays later, Robinson took a designed draw up the middle and sprinted 79 yards to give the Wolverines a 7-0 lead. The score was the second rushing touchdown of the season for Robinson and the 18th-longest rushing touchdown in Michigan history.

On the ensuing Falcons possession, Air Force drove 71 yards, capping the drive with a 22-yard field goal to make the score 7-3.

With 7:34 left in the first half, Robinson connected with Funchess for a 30-yard touchdown, extending the Michigan lead to 14-3. The score marked the first in Funchess' collegiate career and the second passing touch-

down on the season for Robinson.

Capitalizing on a Robinson interception late in the first half, the Falcons marched 55 yards downfield to score their first touchdown of the game. Senior running back Cody Getz took an option pitch and scooted five yards around the left side to bring Air Force within four points heading into the locker room, 14-10.

Repeating his first-half success, Robinson took the first snap of the second half and dashed 58 yards to the end zone to give the Maize and Blue a 21-10 lead.

Getz took a fourth-and-goal sweep and dashed for his second touchdown of the game with 9:50 left in the third quarter, closing the gap between the two teams to 21-17.

Late in the third quarter, Robinson connected with junior receiver Devin Gardner (Detroit, Mich./Inkster) for a seven-yard score, the second receiving touchdown of the season for Gardner.

To start the fourth quarter, Getz raced into the end zone for the third time on the day for an eight-yard score. After the addition of a two-point conversion, the Falcons clawed back to within three, 28-25.

Midway through the fourth quarter, senior/junior kicker Brendan Gibbons (West Palm Beach, Fla./Cardinal Newman) knocked through a 31-yard field goal -- his first of the season -- to give the Maize and Blue a 31-25 lead.

### SCORING SUMMARY

#### First Quarter

MICH: ROBINSON, D. 79 yd run (GIBBONS, B. kick)  
AF: HERRINGTON, P. 22 yd field goal

#### Second Quarter

MICH: FUNCHESS, D. 30 yd reception (GIBBONS, B. kick)  
AF: GETZ, C. 5 yd. run (HERRINGTON, P. kick)

#### Third Quarter

MICH: ROBINSON, D. 58 yd run (GIBBONS, B. kick)  
AF: GETZ, C. 1 yd run (HERRINGTON, P. kick)  
MICH: GARDNER, D. 7 yd reception (GIBBONS, B. kick)

#### Fourth Quarter

AF: GETZ, C. 8 yd run (HENDRICKS, M. pass from DIETZ, C.)  
MICH: GIBBONS, B. 31 yd field goal

### TEAM STATISTICS

Category	U-M	AF
FIRST DOWNS	19	26
RUSHES-YARDS (NET)	31-214	71-290
PASSING YDS (NET)	208	127
Passes Att-Comp-Int	25-14-1	19-10-0
TOTAL OFFENSE	56-422	90-417
Fumble Returns-Yards	0-0	2-0
Punt Returns-Yards	1-1	0-0
Kickoff Returns-Yards	4-89	2-64
Interceptions-Yards	1-0	0-0
Punts (Number-Avg)	3-38.0	2-53.5
Fumbles-Lost	0-0	2-0
Penalties-Yards	5-45	5-35
Possession Time	24:38	35:22
Third-Down Conv.	5 of 11	12 of 21
Fourth-Down Conv.	0 of 0	2 of 5
Red-Zone	2-2	4-6

### INDIVIDUAL STATISTICS

**RUSHING: AIR FORCE** - GETZ, C. 26-130; DIETZ, C. 14-61; DEWITT, M. 15-45; MACARTHUR, T. 5-26; COBB, W. 5-23; HART, B. 3-6; TIPTON, T. 1-2, **MICH** - ROBINSON, D. 20-218; TOUSSAINT, F. 8-7.

**PASSING: AIR FORCE** - DIETZ, C. 10-19-0 **MICH** - ROBINSON, D. 14-25-1.

**RECEIVING: AIR FORCE** - JORDAN, C. 3-22; MACARTHUR, T. 2-50; HENDRICKS, M. 2-26; BRIEHL, A. 1-17; COBB, W. 1-6; COLEMAN, D. 1-6 **MICH** - GARDNER, D. 5-63; FUNCHESS, D. 4-106; JACKSON, J. 2-17; ROBINSON, J. 1-10; GALLON, J. 1-7; ROUNDTREE, R. 1-5.

## GAME 3: Michigan vs. Massachusetts Michigan Stadium September 15, 2012 110,708

	1st	2nd	3rd	4th	FINAL
Massachusetts	0	13	0	0	13
Michigan	14	28	14	7	63

ANN ARBOR, Mich. -- The University of Michigan football team (No. 17 AP/No. 18 USA Today Coaches) used a balanced attack, earning touchdowns from eight different players, en route to a 63-13 victory over Massachusetts Saturday (Sept. 15) at Michigan Stadium.

Senior quarterback Denard Robinson (Deerfield Beach, Fla./Deerfield Beach) compiled 291 yards passing and 106 yards rushing. For the second consecutive game, Robinson totaled four touchdowns -- three through the air and one on the ground. Robinson also accounted for 366 total yards in the first half, a career best.

Senior/junior running back Fitzgerald Toussaint (Youngstown, Ohio/Liberty) added 85 yards and a score on the ground, while junior receiver Drew Dileo (Greenwell Springs, La./Parkview Baptist) led the aerial attack with 91 yards on three catches.

The Michigan defense allowed only 259 total yards and surrendered just 13 points. Senior linebacker Brandin Hawthorne (Pahokee, Fla./Pahokee) posted seven tackles, while senior/junior safeties Jordan Kovacs (Curtice, Ohio/Clay) and Thomas Gordon (Detroit, Mich./Cass Tech) each tallied six.

Michigan moved 65 yards down the field on the opening drive, ending with a 26-yard touchdown pass from Robinson to freshman tight end Devin Funchess (Farmington Hills, Mich./Harrison HS), his second in as many games.

The Maize and Blue continued its success on the second drive as Toussaint scored on an 11-yard run to cap an eight-play, 45-yard drive, extending the Wolverines lead to 14-0.

UMass got on the board early in the second quarter when Brendon Levengood connected on a 25-yard field goal, making the score 14-3.

On the ensuing Michigan possession, Dileo caught a pass from Robinson for 66 yards, taking the Maize and Blue to the Minutemen five yard-line. Senior running back Vincent Smith (Pahokee, Fla./Pahokee) took the ball up the middle on the following play to score his first touchdown of the season.

With 9:49 left in the first half, Robinson threw an interception to Christian Birt, who ran the ball in from 32 yards out to narrow the Michigan lead to 21-10. However, the Wolverines got the ball back and marched 75 yards down the field, capping the drive with a 42-yard touchdown pass from Robinson to junior receiver Devin Gardner (Detroit, Mich./Inkster), marking his third score on the season.

After forcing the Minutemen to a three-and-out, Robinson scrambled to the left, then cut back across the field 36 yards for his fourth rushing touchdown in three games, making the Michigan lead 35-10.

Approaching the two-minute mark in the half, UMass moved the ball down the field with help from a flea-flicker and Levengood connected on his second field goal of the game, making the score 35-13.

With 19 seconds left in the first half, Robinson fumbled the ball on a one-yard rushing attempt, but senior/junior tackle Taylor Lewan (Scottsdale, Ariz./Chaparral) pounced on the ball in the end zone to give the Wolverines a 42-13 halftime lead.

Fifth-year senior receiver Roy Roundtree (Trotwood, Ohio/Trotwood-Madison) started the scoring for Michigan in the second half, hauling in an 18-yard touchdown reception from Robinson on the first possession to extend the Wolverines' lead to 49-13. The score was the first of the season for Roundtree.

One drive later, the Wolverines stormed down the field once again behind a balanced rushing attack, ending with Smith's second touchdown of the game from nine yards out, giving Michigan a 56-13 lead.

Midway through the fourth quarter, sophomore/freshman running back Justice Hayes (Flint, Mich./Grand Blanc Community) joined the scoring with a one-yard touchdown run -- the first of his career -- to extend the Maize and Blue lead to 63-13.



### SCORING SUMMARY

#### First Quarter

MICH: FUNCHESS, D. 26 yd reception (GIBBONS, B. kick)  
MICH: TOUSSAINT, F. 11 yd run (GIBBONS, B. kick)

#### Second Quarter

UMASS: LEVENGOOD, B. 25 yd field goal  
MICH: SMITH, V. 5 yd run (GIBBONS, B. kick)  
UMASS: BIRT, C. 32 yd interception return (LEVENGOOD, B. kick)  
MICH: GARDNER, D. 42 yd reception (GIBBONS, B. kick)  
MICH: ROBINSON, D. 36 yd run (GIBBONS, B. kick)  
UMASS: LEVENGOOD, B. 32 yd field goal  
MICH: LEWAN, T. 0 yd fumble recovery (GIBBONS, B. kick)

#### Third Quarter

MICH: ROUNDTREE, R. 18 yd reception (GIBBONS, B. kick)  
MICH: SMITH, V. 9 yd run (GIBBONS, B. kick)

#### Fourth Quarter

MICH: HAYES, J. 1 yd run (BROEKHUIZEN, S. kick)

### TEAM STATISTICS


Category	U-M	UMASS
FIRST DOWNS	27	15
RUSHES-YARDS (NET)	43-294	36-112
PASSING YDS (NET)	291	147
Passes Att-Comp-Int	16-25-1	15-30-0
TOTAL OFFENSE	68-585	66-259
Fumble Returns-Yards	1-1	0-0
Punt Returns-Yards	1-3	4-56
Kickoff Returns-Yards	8-177	0-0
Interceptions-Yards	0-0	3-51
Punts (Number-Avg)	6-51.3	4-47.0
Fumbles-Lost	2-0	4-1
Penalties-Yards	5-40	10-69
Possession Time	30:57	29:03
Third-Down Conv.	7 of 11	7 of 17
Fourth-Down Conv.	1 of 1	0 of 0
Red-Zone	6-6	2-2

### INDIVIDUAL STATISTICS

**RUSHING: UMASS** - COX, M. 18-76; BROADNAX, J. 6-22; WILSON, J. 4-14; DOYLE, A.J. 1-1 **MICH** ROBINSON, D. 10-106; TOUSSAINT, F. 15-85; RAWLS, T. 6-42; SMITH, V. 3-20; HAYES, J. 3-19; NORFLEET, D. 1-14; BELLOMY 5-8, LEWAN, T. 0-0.

**PASSING: UMASS** - WEGZYN, M. 14-29-0-141; DOYLE, A.J. 1-1-0-6 **MICH** - ROBINSON, D. 16-24-1-291; BELLOMY, R. 0-1-0-0.

**RECEIVING: UMASS** - WILLIAMS, A. 6-38; WALKER, D. 4-63; SHARPE, T. 2-27; BLANCHFLOWER, R. 2-13; DOWLING, B. 1-6 **MICH** - DILEO, D. 3-91; GALLON, J. 3-32; GARDNER, D. 2-48; FUNCHESS, D. 2-34; ROUNDTREE, R. 2-25; SMITH, V. 1-19; TOUSSAINT, F. 1-17, KWIATKOWSKI, M. 1-16; ROBINSON, J. 1-9.



## GAME 4: Michigan vs. Notre Dame Notre Dame Stadium September 22, 2012 80,795

	1st	2nd	3rd	4th	FINAL
Michigan.....	0	0	0	6	6
Notre Dame.....	0	10	0	3	13

SOUTH BEND, Ind. -- Unable to overcome five first-half turnovers, the University of Michigan football team (No. 18 AP/No. 17 USA Today Coaches) fell to the Notre Dame Fighting Irish (No. 11 AP/No. 15 USA Today Coaches), 13-6, on Saturday night (Sept. 22) at Notre Dame Stadium. The Maize and Blue cut the Notre Dame lead to a touchdown late in the contest but could not halt the Fighting Irish offense on their final drive as time expired.

The Michigan defense held strong throughout the game, allowing just 239 total yards and only 13 points for the second consecutive week. Fifth-year senior safety Jordan Kovacs and sophomore linebacker Desmond Morgan) led the way with seven tackles. Senior/junior corner Thomas Gordon also added six take-downs and an interception.

Senior quarterback Denard Robinson led the U-M offense with 138 yards through the air and 90 on the ground, allowing him to surpass Chad Henne (9,400, 2004-07) as the career yardage leader at Michigan (9,438). Meanwhile, fifth-year senior Roy Roundtree senior/junior Jeremy Gallon and junior Devin Gardner each hauled in three passes.

The Wolverines surrendered five interceptions to the Fighting Irish in the opening 30 minutes -- the final five Michigan pass attempts of the half. Despite the giveaways, the Michigan defense held Notre Dame to just 111 yards of offense and 10 points in the first two quarters while forcing two turnovers of its own.

After a scoreless first quarter, the Maize and Blue claimed an 80-25 advantage in total yards of offense but failed to capitalize on two trips to the Notre Dame red zone -- one ending in a missed field goal and the other in an interception on a failed half-back pass attempt.

Early in the second period, after a Fighting Irish interception return by Manti Te'o to the Michigan 17-yard line, sophomore kicker Kyle Brindza connected on a 33-yard field goal to give Notre Dame a 3-0 lead.

Minutes later, Notre Dame threatened to score again, but Gordon picked off a Fighting Irish pass in the end zone to nullify the threat.

Late in the first half, Te'o garnered his second pick of the game, and with 1:21 left, replace-

ment quarterback Tommy Rees ran the ball in from two yards out to give Notre Dame a 10-0 halftime advantage.

The Michigan defense stayed strong to start the second half, allowing 29 yards and zero points in the third quarter.

Just 1:50 into the fourth quarter, senior/junior kicker Brendan Gibbons split the uprights from 33 yards away to get the Wolverines on the board, cutting the Notre Dame lead to 10-3.

On the ensuing Notre Dame possession, the Fighting Irish took the ball down the field and Brindza added a 39-yard field goal to extend the lead to 13-3.

The Wolverines took the ball following the score and marched the field, capping a 56-yard drive with a 31-yard Gibbons field goal, bringing the Maize and Blue within seven points with just 3:27 left in the contest.

With Michigan needing a third-down stop in Notre Dame territory, the Fighting Irish completed a 32-yard pass to extend the final drive of the game. Notre Dame garnered one additional first down en route to running out the final seconds.

### SCORING SUMMARY

#### Second Quarter

ND: BRINDZA 33 yd field goal  
ND: REES 2 yd run (BRINDZA kick)

#### Fourth Quarter

MICH: GIBBONS, B. 33 yd field goal  
ND: BRINDZA 39 yd field goal  
MICH: GIBBONS, B. 31 yd field goal

### TEAM STATISTICS


Category	U-M	ND
FIRST DOWNS	19	14
RUSHES-YARDS (NET)	41-161	31-94
PASSING YDS (NET)	138	145
Passes Att-Comp-Int	13-25-5	11-19-2
TOTAL OFFENSE	299	239
Fumble Returns-Yards	0-0	0-0
Punt Returns-Yards	0-0	0-0
Kickoff Returns-Yards	3-87	0-0
Interceptions-Yards	2-7	5-69
Punts (Number-Avg)	1-34	4-151
Fumbles-Lost	2-1	0-0
Penalties-Yards	5-38	5-49
Possession Time	33:19	26:41
Third-Down Conv.	8 of 15	3 of 9
Fourth-Down Conv.	1 of 1	0 of 0
Red-Zone	2-5	2-3

### INDIVIDUAL STATISTICS

**RUSHING: ND** - RIDDICK 17-52; WOOD 7-39; ATKINSON 4-4; REES 1-2; GOLSON 1-0. **MICH** - ROBINSON, D. 26-90; TOUSSAINT, F. 13-58; GALLON, J. 2-13.

**PASSING: ND** - REES 8-11-0-115; GOLSON 3-8-2-30. **MICH** - ROBINSON, D. 13-24-4-138; SMITH, V. 0-1-1-0.

**RECEIVING: ND** - RIDDICK 5-32; DANIELS 3-40; JONES 2-35; EIFERT 1-38. **MICH** - GARDNER, D. 3-40; GALLON, J. 3-33; ROUNDTREE, R. 3-30; FUNCHESS, D. 2-11; ROBINSON, J. 1-20; DILEO, D. 1-4.



## GAME 5: Michigan vs. Purdue

Ross-Ade Stadium  
October 6, 2012  
50,105

	1st	2nd	3rd	4th	FINAL
Michigan	7	21	3	13	44
Purdue	0	10	0	3	13

WEST LAFAYETTE, Ind. -- Behind a 340-yard (235 rush, 105 pass) performance from senior quarterback Denard Robinson (Deerfield Beach, Fla./Deerfield Beach), the University of Michigan football team defeated the Purdue Boilermakers, 44-13, on Saturday (Oct. 6) at Ross-Ade Stadium. The Wolverines jumped out to a three-touchdown first-half lead on the way to winning their Big Ten opener.

The Michigan defense allowed just 210 total yards, as well as only 13 points for the third consecutive game. Three Wolverines -- fifth-year senior linebacker Kenny Demens (Oak Park, Mich./Detroit Country Day), junior/sophomore linebacker Jake Ryan (Westlake, Ohio/St. Ignatius) and sophomore linebacker Desmond Morgan (Holland, Mich./West Ottawa) -- tallied six tackles to lead the squad in the victory. Ryan and Morgan also garnered two tackles-for-loss apiece.

Robinson led the offensive attack with 235 yards on the ground to complement his 105 yards and one score through the air. With his effort on the ground, he set the Big Ten career quarterback rushing record with 3,905 yards, eclipsing the previous mark set by Indiana's Antwaan Randle El (3,895 yards, 1998-01).

Jeremy Gallon (Apopka, Fla./Apopka) compiled three receptions for 37 yards, while senior/junior running back Fitzgerald Toussaint (Youngstown, Ohio/Liberty) found the end zone twice.

After winning the coin toss and deferring to the second half, Michigan forced Purdue to a three-and-out to begin the contest. The Maize and Blue then moved down the field, including converting on a fourth-and-four, and Toussaint dove into the end zone from one yard out to give the Wolverines an early 7-0 lead. The drive totaled 78 yards on 17 plays, elapsing almost nine minutes.

The Boilermakers, after a sack by Ryan on first down, were forced to punt for their second consecutive three-and-out.

Michigan wasted no time on its second possession as Robinson scrambled 38 yards on first down to the Purdue 25-yard line. Seven plays later, Toussaint took the ball in from one yard out again for his second score of the afternoon, extending the Wolverines lead to 14-0 early in the second quarter.

On Purdue's next drive, Michigan sophomore corner Raymon Taylor (Detroit, Mich./Highland

Park) intercepted a fourth-down pass and ran the ball back 63 yards for his first career touchdown, giving the Maize and Blue a 21-0 advantage. The pick was the second in as many games for Taylor.

The Boilermakers' return man lost control of the ball on the ensuing kick return and sophomore Delonte Hollowell (Detroit, Mich./Cass Technical) scooped it up to take back possession for Michigan. However, the drive ended with a failed field goal attempt from 44 yards away.

Purdue moved the ball back down the field on its next possession, ultimately converting on a 40-yard field goal to cut the Michigan lead to 21-3 midway through the second quarter.

Late in the first half, the Wolverines marched 72 yards down the field on just seven plays, ending with a Robinson touchdown pass to junior receiver Devin Gardner (Detroit, Mich./Inkster) from 23 yards. The score, Gardner's fourth of the season, gave Michigan a 28-3 lead.

With 10 seconds left in the second quarter, Purdue answered with a touchdown on a short slant, cutting the Michigan lead to 18 heading into the locker room.

The Wolverines received the ball to start the second half but had to punt for the first time of the contest. Only minutes later, Michigan received the ball from a Purdue punt and marched back down the field. Fueled by a 46-yard Robinson run into Boilermakers territory, the Maize and Blue added three points on a 29-yard field goal by senior/junior kicker Brendan Gibbons (West Palm Beach, Fla./Cardinal Newman) to extend the lead to 31-10.

Early in the fourth quarter, Purdue capitalized on a 14-play, 58-yard drive by splitting the uprights from 37 yards out, making the score 31-13.

On his longest run of the game, Robinson took the ball and dashed 59 yards to the Purdue 16-yard line, giving him his fifth 200-yard rushing performance of his career. The Boilermakers stopped the Maize and Blue on the following three plays and Gibbons came on to add a 42-yard field goal with 10:14 to go to once again give Michigan a 21-point advantage.

Purdue's second play on the subsequent drive was a deflected pass, leading to an interception by senior/junior corner Thomas Gordon (Detroit, Mich./Cass Tech) deep in Boilermakers territory. Six plays later, Gibbons connected on his third field goal of the game from 27 yards away to make the Michigan lead 37-13.

After a turnover on downs late in the fourth quarter, sophomore running back Thomas Rawls (Flint, Mich./Flint Northern) took the ball around the left side and scored from seven yards out to extend the Michigan lead to 31 points with two minutes left in the contest for the final score of the day.

### SCORING SUMMARY

#### First Quarter

MICH: TOUSSAINT, F. 1 yd run (GIBBONS, B. kick)

#### Second Quarter

MICH: TOUSSAINT, F. 1 yd run (GIBBONS, B. kick)  
MICH: TAYLOR, R. 63 yd INT return (GIBBONS, B. kick)  
PUR: GRIGGS, P. 40 yd field goal  
MICH: GARDNER, D. 23 yd catch (GIBBONS, B. kick)  
PUR: ROSS, O.J. 4 yd catch (GRIGGS, P. kick)

#### Third Quarter

MICH: GIBBONS, B. 29 yd field goal

#### Fourth Quarter

MICH: GIBBONS, B. 42 yd field goal  
MICH: GIBBONS, B. 27 yd field goal  
MICH: RAWLS, T. 7 yd run (GIBBONS, B. kick)

### TEAM STATISTICS

Category	U-M	PUR
FIRST DOWNS	19	15
RUSHES-YARDS (NET)	54-304	26-56
PASSING YDS (NET)	105	157
Passes Att-Comp-Int	8-16-0	23-35-2
TOTAL OFFENSE	409	213
Fumble Returns-Yards	0-0-0	0-0-0
Punt Returns-Yards	1-10	1-7
Kickoff Returns-Yards	4-85	8-183
Interceptions-Yards	2-82	0-0
Punts (Number-Avg)	2-42.0	5-41.0
Fumbles-Lost	1-1	3-2
Penalties-Yards	4-36	3-30
Possession Time	36:11	23:49
Third-Down Conv.	10-of-17	1-of-11
Fourth-Down Conv.	1-of-1	1-of-3
Red-Zone	6-of-6	2-of-2

### INDIVIDUAL STATISTICS

**RUSHING: MICH** - ROBINSON, D. 24-235; RAWLS, T. 4-33; TOUSSAINT, F. 17-19; GALLON, J. 3-13; SMITH, V. 3-8. **PUR** - SHAVERS, A. 10-34; BUSH, G. 1-11; MOSTERT, R. 2-10; HUNT, A. 1-3; COTTOM, B. 1-3; MARVE, R. 3-1.

**PASSING: MICH** - ROBINSON, D. 8-16-0. **PUR** - TERBUSH, C. 16-25-1; MARVE, R. 5-8-1; HENRY, R. 2-2-0.

**RECEIVING: MICH** - GALLON, J. 3-37; GARDNER, D. 2-31; ROUNDTREE, R. 2-23; FUNCHES, D. 1-14. **PUR** - ROSS, O.J. 8-46; EDISON, A. 4-28; HOLMES, G. 4-17; WRIGHT, C. 3-29; BUSH, G. 3-17.



## GAME 6: Michigan vs. Illinois Michigan Stadium October 13, 2012 110,922

	1st	2nd	3rd	4th	FINAL
Illinois.....	0	0	0	0	0
Michigan.....	10	7	21	7	45

ANN ARBOR, Mich. -- Behind a stout defense that surrendered just 134 total yards and garnered its first shutout of the season, the University of Michigan football team (No. 25 AP/NR USA Today) blanked Illinois, 45-0, on Saturday (Oct. 13) at Michigan Stadium on homecoming.

Junior/sophomore linebacker Jake Ryan (Westlake, Ohio/St. Ignatius) tied a career high with 11 tackles, including 3.5 tackles-for-loss and 1.5 sacks. Fifth-year senior linebacker Kenny Demens (Oak Park, Mich./Detroit Country Day) also added eight tackles and his first career interception.

Michigan senior quarterback Denard Robinson (Deerfield Beach, Fla./Deerfield Beach) connected on 7-of-11 passes for 159 yards and two scores while also adding 128 yards and two scores rushing -- the seventh career game that Robinson has tallied two scores both on the ground and through the air.

With his second-quarter rushing touchdown, Robinson became the eighth player in NCAA Division I football history to tally at least 40 career touchdowns both on the ground and through the air.

After forcing the Fighting Illini to punt on its opening possession, the Wolverines wasted no time in putting points on the board. On the fifth offensive play, Robinson connected on a wide receiver screen with senior/junior Jeremy Gallon (Apopka, Fla./Apopka), who took the ball 71 yards to the end zone. The reception marked the longest Michigan touchdown from scrimmage of the season and tied Gallon's career long.

On its second possession, U-M moved the ball 65 yards down the field on nine plays, ultimately adding three points to the lead on an 18-yard field goal by senior/junior kicker Brendan Gibbons (West Palm Beach, Fla./Cardinal Newman).

Midway through the second quarter, Illinois kicker Taylor Zalewski missed on a 50-yard field goal attempt, turning the ball over to the Maize and Blue. Robinson carried the ball three times on the drive, including a 33-yard run and a touchdown from six yards out to give the Wolverines a 17-0 lead shortly before halftime.

U-M took the ball to start the second half and six plays later Robinson dashed 49 yards for his second rushing score of the contest, giving the Wolverines a 24-0 advantage. On the run, Robinson became only the eighth Big Ten player to compile more than 10,000 total yards of offense in a career.

Demens snatched his first career interception on the first Illini play from scrimmage following the Michigan score. Four plays later, Robinson lofted a pass into the end zone for freshman tight end Devin Funchess (Farmington Hills, Mich./Harrison HS), who hauled in his third touchdown reception of the season. After a Gibbons extra point, Michigan owned a 31-0 lead just five minutes into the second half.

Deep in Illinois territory, Ryan forced an Illini fumble, which freshman defensive end Mario Ojemudia (Farmington Hills, Mich./Harrison) scooped up. On the second Wolverines' play, senior/junior running back Fitzgerald Toussaint (Youngstown, Ohio/Liberty) dove into the end zone for his first score of the game, extending the lead to 38-0 late in the third quarter.

Halfway through the fourth quarter, sophomore running back Thomas Rawls (Flint, Mich./Flint Northern) took the ball around the right side 63 yards for his second touchdown in as many games to give the Wolverines the final 45-0 advantage.

### SCORING SUMMARY

#### First Quarter

MICH: GALLON, J. 71 yd reception (GIBBONS, B. kick)  
MICH: GIBBONS, B. 18 yd field goal

#### Second Quarter

MICH: ROBINSON, D. 6 yd run (GIBBONS, B. kick)

#### Third Quarter

MICH: ROBINSON, D. 49 yd run (GIBBONS, B. kick)  
MICH: FUNCHNESS, D. 8 yd reception (GIBBONS, B. kick)  
MICH: TOUSSAINT, F. 2 yd run (GIBBONS, B. kick)

#### Fourth Quarter

MICH: RAWLS, T. 63 yd run (GIBBONS, B. kick)

### TEAM STATISTICS

Category	U-M	ILL
FIRST DOWNS	21	7
RUSHES-YARDS (NET)	51-353	37-105
PASSING YDS (NET)	174	29
Passes Att-Comp-Int	9-15-0	7-16-1
TOTAL OFFENSE	527	134
Fumble Returns-Yards	0-0-0	0-0-0
Punt Returns-Yards	3-56-0	0-0-0
Kickoff Returns-Yards	1-12	4-73
Interceptions-Yards	1-13	0-0
Punts (Number-Avg)	4-34.0	8-45.9
Fumbles-Lost	2-1	1-1
Penalties-Yards	5-45	5-45
Possession Time	32:14	27:46
Third-Down Conv.	9-of-14	3-of-14
Fourth-Down Conv.	0-of-0	0-of-0
Red-Zone	4-of-4	0-of-1

### INDIVIDUAL STATISTICS

**RUSHING: MICH** - ROBINSON, D. 11-128; RAWLS, T. 9-90; HAYES, J. 10-66; TOUSSAINT, F. 18-62; BELLOMY, R. 2-8. **ILL** - YOUNG, D. 16-49; SCHEEL-HAASE, N. 6-34; FERGUSON, J. 9-29; LANKFORD, R. 1-1.

**PASSING: MICH** - ROBINSON, D. 7-11-0; BELLOMY, R. 1-3-0; KENNEDY, J. 1-1-0. **ILL** - O'TOOLE, R. 5-10-1; SCHEEL-HAASE, N. 2-6-0.

**RECEIVING: MICH** - GALLON, J. 1-71; ROUNDTREE, R. 1-33; GARDNER, D. 1-17; TOUSSAINT, F. 1-15; DILEO, D. 1-9; ROBINSON, J. 1-8; FUNCHNESS, D. 1-8; ESTERLINE, D. 1-7; RAWLS, T. 1-6. **ILL** - FERGUSON, J. 3-20; OSEI, M. 1-6; LANKFORD, R. 1-4; MILLINES, D. 1-0.

## GAME 7: Michigan vs. Michigan State Michigan Stadium October 20, 2012 113,833

	1st	2nd	3rd	4th	FINAL
Michigan State	0	0	7	3	10
Michigan	0	6	0	6	12

ANN ARBOR, Mich. -- Senior/junior kicker Brendan Gibbons converted his third field goal of the game, from 38 yards with nine seconds left in the contest, to give the University of Michigan football team (No. 23 AP/No. 25 USA Today Coaches) its first win over rival Michigan State in five years, 12-10, on Saturday (Oct. 20) at Michigan Stadium. The victory marked the 900th in Michigan football history.

For the fifth consecutive game, the Michigan defense held its opponent to 13 points or less. Leading the squad were junior/sophomore linebacker Jake Ryan, who tallied 10 tackles with a sack and a forced fumble, and sophomore linebacker Desmond Morgan, who garnered 11 takedowns.

Senior quarterback Denard Robinson led the offense, compiling 163 yards through the air to complement his 96 yards rushing. Senior/junior running back Fitzgerald Toussaint added 52 yards on the ground, while junior receiver Drew Dileo hauled in career highs with four passes for 92 yards.

Michigan State took the ball to begin the game but could not find any footing offensively, beginning a scoreless quarter of ball exchanges. Throughout the first 15 minutes, both teams combined for a total of three first downs and five punts. Michigan gained 52 yards and MSU compiled 43 yards in the first quarter.

To start the second quarter, the Wolverines moved the ball down the field with the help of two receptions from Dileo for 37 yards and a season-long 38-yard run by Toussaint. The drive ended with a 24-yard field goal from Gibbons to give Michigan a 3-0 lead.

On the following Spartans' possession, quarterback Andrew Maxwell connected with receiver Bennie Fowler for a 45-yard pickup into Michigan territory. However, the drive ended when kicker Dan Conroy missed from 38 yards out with five minutes to go in the half.

With less than two minutes in the second quarter, Robinson connected with Dileo for a 35-yard gain. From 48 yards out, sophomore kicker Matt Wile hit his first career field goal, giving Michigan a 6-0 advantage heading into the locker room.

During the opening possession of the second half, Michigan was forced to punt for the fourth time in the game. The Spartans marched down the field and found the end

zone on a two-yard Maxwell pass to tight end Paul Lang, making the score 7-6.

Late in the third quarter, fifth-year senior safety Jordan Kovacs intercepted a Maxwell pass for the first Michigan State turnover of the game. With 13:37 left in the contest, Gibbons added his second field goal of the game, from 21 yards, to reclaim a Michigan lead, 9-7.

On the following Michigan State possession, punter Mike Sadler took a fake punt and ran for 26 yards and a first down, fueling a 90-yard MSU drive that ended with a Conroy 19-yard field goal, giving the Spartans a 10-9 lead with 5:48 remaining in the game.

The Wolverines responded with a 44-yard Robinson scramble to the MSU 31-yard line. However, a holding call and a failed third-down conversion forced Michigan to punt the ball away with 3:07 left.

After forcing a Michigan State three-and-out, the Maize and Blue received the ball with two minutes to play and began marching back down the field. With nine seconds to go in the game, Gibbons knocked through a 38-yard field goal to solidify the Michigan victory.



### SCORING SUMMARY

#### Second Quarter

MICH: GIBBONS, B. 24 yd field goal  
MICH: WILE, M. 48 yd field goal

#### Third Quarter

MSU: LANG, P. 2 yd reception (CONROY, D. kick)

#### Fourth Quarter

MICH: GIBBONS, B. 21 yd field goal  
MSU: CONROY, D. 19 yd field goal  
MICH: GIBBONS, B. 38 yd field goal

### TEAM STATISTICS


Category	U-M	MSU
FIRST DOWNS	16	16
RUSHES-YARDS (NET)	32-163	31-112
PASSING YDS (NET)	163	192
Passes Att-Comp-Int	14-30-1	21-34-1
TOTAL OFFENSE	326	304
Fumble Returns-Yards	0-0-0	0-0-0
Punt Returns-Yards	1-26	1-14
Kickoff Returns-Yards	1-21	3-27
Interceptions-Yards	1-25	1-0
Punts (Number-Avg)	7-42.1	7-41.4
Fumbles-Lost	0-0	2-0
Penalties-Yards	6-55	7-50
Possession Time	28:34	31:26
Third-Down Conv.	5-of-15	6-of-17
Fourth-Down Conv.	0-of-0	1-of-1
Red-Zone	2-of-2	2-of-2

### INDIVIDUAL STATISTICS

**RUSHING: MICH** - ROBINSON, D. 20-96; TOUSSAINT, F. 10-52; SMITH, V. 1-12; GALLON, J. 1-3.  
**MSU** - BELL, L. 26-68; SADLER, M. 1-26; MUMPHERY, K. 1-14; LIPPETT, T. 1-10; BURBRIDGE, A. 1-4.

**PASSING: MICH** - ROBINSON, D. 14-29-1, TEAM 0-1-0. **MSU** - MAXWELL, A. 21-34-1.

**RECEIVING: MICH** - DILEO, D. 4-92; TOUSSAINT, F. 3-2; SMITH, V. 2-2; GALLON, J. 1-22; ROUNDTREE, R. 1-15; FUNCHSS, D. 1-13; KWIATKOWSKI, M. 1-9; GARDNER, D. 1-8. **MSU** - BURBRIDGE, A. 6-51; LIPPETT, T. 5-39; FOWLER, B. 2-59; MUMPHERY, K. 2-19; CAPER, L. 2-12; BELL, L. 2-5; KINGS, M. 1-5; LANG, P. 1-2.



## GAME 8: Michigan vs. Nebraska Memorial Stadium October 27, 2012 86,160

	1st	2nd	3rd	4th	FINAL
Michigan.....	0	6	3	0	9
Nebraska.....	0	7	9	7	23

LINCOLN, Neb. -- For the second consecutive game, the University of Michigan football team failed to find the end zone, falling at Nebraska, 23-9, on Saturday, Oct. 27, at Memorial Stadium. It marked U-M's first conference loss of the season.

Michigan failed to eclipse 200 total offensive yards in the contest for the first time in 2012, while the Cornhuskers tallied 326 yards.

Senior quarterback Denard Robinson compiled 46 yards rushing and 55 yards passing before leaving due to injury late in the opening half. Sophomore/freshman quarterback Russell Bellomy added 38 yards through the air in relief, while senior/junior running back Fitzgerald Toussaint rushed for 38 yards.

Fifth-year senior linebacker Kenny Demens had 10 total tackles, including one tackle-for-loss, and sophomore linebacker Desmond Morgan brought down nine Cornhuskers, with one tackle-for-loss and one pass breakup.

The Wolverines took the ball to begin the game but were forced to a three-and-out. The trend continued for both teams as each squad punted on its first two possessions. Michigan gained a total of just 59 yards and missed on a long field goal attempt in the first 15 minutes, while Nebraska garnered only 34 total yards -- failing to score in the first quarter for the first time all season.

The Cornhuskers struck first early in the second quarter when quarterback Taylor Martinez marched the team 72 yards down the field on six plays, ending with a 32-yard touchdown pass to Kenny Bell to give Nebraska a 7-0 lead. However, Michigan responded by moving 44 yards on 10 plays, culminating with a career-long 52-yard field goal by senior/junior kicker Brendan Gibbons to cut the deficit to 7-3.

After forcing Nebraska to a three-and-out, the Maize and Blue moved the ball back down the field. On a quarterback keep to the left side, Robinson dove forward for a first down but injured his right hand and left the game. The drive then stalled with Bellomy under center, and Gibbons added his second field goal of the night from 24 yards to bring the Wolverines within one point, 7-6, near the end of the first half.

With less than one minute left in the second quarter, sophomore/freshman defensive lineman Keith Heitzman recovered a Martinez fumble to nullify a Cornhuskers scoring threat before the half.

On the first Cornhuskers possession of the second half, Morgan jumped to deflect a Martinez pass, which freshman defensive end Mario Ojemudia hauled in for his first career interception. However, on the third play of the Michigan drive, Nebraska garnered its first takeaway of the game, returning an interception deep into Wolverines territory before adding its first field goal to extend the lead to 10-6.

After another Michigan punt, Nebraska moved the ball back into Wolverines territory and kicker Brett Maher connected on a 51-yard field goal. One possession later, Maher added his third field goal, from 31 yards, to make the score 16-6.

Fueled by two 15-yard penalties on the Cornhuskers, the Wolverines took the ball and moved 58 yards down the field on eight plays, culminating with Gibbons' third field goal of the contest to cut the Nebraska lead to 16-9 with less than a minute left in the third quarter.

Early in the fourth quarter, senior defensive end Craig Roh sacked Martinez deep in the backfield to retreat the Cornhuskers from field goal range, forcing a punt back to the Maize and Blue. On the first Michigan play, Nebraska hauled in its second interception of the contest. The Cornhuskers then went 47 yards on three plays to score their second touchdown of the game, extending the advantage to 23-9 midway through the final period.

On Michigan's next possession, Nebraska picked off its third pass of the game from Bellomy with seven minutes left in the contest. The Cornhuskers gained a couple key first downs en route to running out the remaining time left in the contest.

### SCORING SUMMARY

#### Second Quarter

NEB: BELL, K. 32 yd reception (MAHER, B. kick)  
MICH: GIBBONS, B. 52 yd field goal  
MICH: GIBBONS, B. 24 yd field goal

#### Third Quarter

NEB: MAHER, B. 19 yd field goal  
NEB: MAHER, B. 51 yd field goal  
NEB: MAHER, B. 31 yd field goal  
MICH: GIBBONS, B. 38 yd field goal

#### Fourth Quarter

NEB: ABDULLAH, A. 12 yd run (MAHER, B. kick)

### TEAM STATISTICS

Category	U-M	NEB
FIRST DOWNS	18	20
RUSHES-YARDS (NET)	37-95	41-160
PASSING YDS (NET)	93	166
Passes Att-Comp-Int	9-27-3	14-24-1
TOTAL OFFENSE	188	326
Fumble Returns-Yards	0-0-0	0-0-0
Punt Returns-Yards	2--3-0	0-0-0
Kickoff Returns-Yards	4-252	6-349
Interceptions-Yards	1-0-0	3-53-0
Punts (Number-Avg)	4-39.8	4-42.2
Fumbles-Lost	1-0	1-1
Penalties-Yards	3-44	8-104
Possession Time	31:36	28:24
Third-Down Conv.	5-of-15	4-of-12
Fourth-Down Conv.	0-of-0	0-of-0
Red-Zone	2-2	2-3

### INDIVIDUAL STATISTICS

**RUSHING: MICH** - ROBINSON, D. 10-46; TOUSSAINT, F. 15-38; GALLON, J. 3-17; BELLOMY, R. 5-0; SMITH, V. 4-6. **NEB** - ABDULLAH, A. 24-101; MARTINEZ, T. 14-58; CROSS, I. 2-4; TEAM 1--3.

**PASSING: MICH** - BELLOMY, R. 3-16-3; ROBINSON, D. 6-11-0. **NEB** - MARTINEZ, T. 14-24-1.

**RECEIVING: MICH** - JACKSON, J. 2-14; SMITH, V. 2-11; GALLON, J. 2-9; ROUNDTREE, R. 1-32; GARDNER, D. 1-15; KERRIDGE, J. 1-12. **NEB** - BELL, K. 2-51; REED, K. 2-23; COTTON, B. 2-21; ENUNWA, Q. 2-14; ABDULLAH, A. 2-4; OSBORNE, S. 1-19; MARLOWE, T. 1-16; TURNER, J. 1-12; ZIMMERER, C.J. 1-16.

## GAME 9: Michigan vs. Minnesota TCF Bank Stadium November 3, 2012 48,801

	1st	2nd	3rd	4th	FINAL
Michigan.....	0	14	7	14	35
Minnesota .....	0	7	0	6	13

MINNEAPOLIS, Minn. -- Behind a three-touchdown performance by junior quarterback Devin Gardner, the University of Michigan football team defeated the Minnesota Golden Gophers, 35-13, Saturday, Nov. 3, 2012, at TCF Bank Stadium to keep possession of the Little Brown Jug and gain bowl eligibility for the 42nd time in program history.

Gardner, who stepped in to replace injured senior quarterback Denard Robinson as the starter, garnered career highs in passing yards (234), touchdowns (2) and completions (12), connecting on 67 percent of his passes to lead the Michigan offense. He also added 21 yards and a score on the ground.

Senior/junior running back Fitzgerald Toussaint compiled 70 yards on 13 carries with a score. Senior/junior receiver Jeremy Gallon had four receptions for 72 yards and a touchdown, while junior receiver Drew Dileo added 69 yards on four catches with a score.

The Michigan defense held its opponent to 13 points or less for the sixth time this season. Fifth-year senior linebacker Kenny Demens amassed 10 tackles, including one tackle-for-loss. Junior/sophomore linebacker Jake Ryan added nine tackles, three of which were for a loss.

The Golden Gophers received the ball to begin the game and moved down the field, but a blindside sack by fifth-year senior safety Jordan Kovacs forced a punt shortly across midfield. Michigan took over deep in its own territory but was forced into a three-and-out.

The Wolverines defense stopped Minnesota on a fourth down near midfield to reclaim possession midway through the first quarter. However, two plays later the Golden Gophers picked off a pass at the 50-yard line. Minnesota gained one first down before punting.

Early in the second quarter, Minnesota capitalized on good field position from a short punt, marching 43 yards on six plays, ending with a 10-yard touchdown pass.

For the third time in the game, Michigan began a drive inside its own 20-yard line. Fueled by 23 rushing yards from sophomore running back Thomas Rawls, the Wolverines reached Gophers territory. On a third-and-long, Gardner scrambled before connecting with Dileo on a 43-yard touchdown. The 91-yard scoring drive marked Michigan's longest of the season.

After forcing Minnesota to its third punt, the Wolverines went 90 yards before scoring on a two-yard run by Rawls with less than a minute left in the half to take a 14-7 lead. Gardner kept the drive alive on a third-down scramble for 19 yards to put the Maize and Blue into the red zone.

Minnesota failed on a 55-yard field goal attempt as time expired in the second quarter, during which Michigan outgained the Gophers, 183-49, and posted 11 first downs to Minnesota's three.

To begin the second half, the Wolverines went three-and-out. After picking up two first downs, Minnesota turned the ball over in the red zone after failing on a fake field goal attempt.

On the third play of the ensuing Michigan drive, Gardner connected with Gallon for a 47-yard pickup. With 5:05 left in the third quarter, Gardner found Gallon again for a 10-yard touchdown pass, extending the lead to 21-7.

The Golden Gophers responded and took the ball 69 yards on 13 plays, capping the drive with a 26-yard field goal early in the fourth quarter.

Gallon started the subsequent Michigan drive with a 12-yard dash for a first down. Fifth-year senior receiver Roy Roundtree also contributed with a 47-yard reception to the Minnesota three-yard line, leading to a two-yard bootleg touchdown run by Gardner to cap a 79-yard drive and give the Wolverines a 28-10 advantage with nine minutes remaining.

Minnesota received the ball after the score and marched 69 yards on 13 plays for the second consecutive possession, ending with a 19-yard field goal to make the score 28-13 with five minutes to go.

After the Gophers failed on an onside kick, Toussaint dashed 41 yards up the middle on a fourth-and-one for a touchdown, giving the Wolverines a 35-13 lead late.

On Minnesota's following possession, the Gophers fumbled and junior corner Courtney Avery recovered to seal the Michigan victory.



### SCORING SUMMARY

#### Second Quarter

MINN: RABE, J. 10 yd reception (WETTSTEIN, J. kick)  
MICH: DILEO, D. 45 yd reception (GIBBONS, B. kick)  
MICH: RAWLS, T. 2 yd run (GIBBONS, B. kick)

#### Third Quarter

MICH: GALLON, J. 10 yd reception (GIBBONS, B. kick)

#### Fourth Quarter

MINN: WETTSTEIN, J. 19 yd field goal  
MICH: GARDNER, D. 2 yd run (GIBBONS, B. kick)  
MINN: WETTSTEIN, J. 19 yd field goal  
MICH: TOUSSAINT, F. 41 yd run (GIBBONS, B. kick)

### TEAM STATISTICS

Category	U-M	MINN
FIRST DOWNS	185	21
RUSHES-YARDS (NET)	41-155	38-128
PASSING YDS (NET)	234	147
Passes Att-Comp-Int	12-18-1	14-31-0
TOTAL OFFENSE	389	275
Fumble Returns-Yards	1-6	0-0
Punt Returns-Yards	2-3	0-0
Kickoff Returns-Yards	2-39	5-127
Interceptions-Yards	0-0	1-0
Punts (Number-Avg)	3-29.3	3-42.3
Fumbles-Lost	1-0	2-1
Penalties-Yards	7-69	9-68
Possession Time	29:08	30:52
Third-Down Conv.	7-of-12	4-of-14
Fourth-Down Conv.	1-of-2	2-of-4
Red-Zone	3-of-3	3-of-4

### INDIVIDUAL STATISTICS

**RUSHING:** MICH - TOUSSAINT, F. 13-70; RAWLS, T. 16-43; GARDNER, D. 10-21; GALLON, J. 2-21.  
MINN - KIRKWOOD, D. 16-58; WILLIAMS, R. 9-38; NELSON, P. 12-37; MAYE, K.J. 1--5.

**PASSING:** MICH - GARDNER, D. 12-18-1. MINN - NELSON, P. 13-29-0; MORTELL, P. 1-1-0; TEAM 0-1-0.

**RECEIVING:** MICH - GALLON, J. 4-72; DILEO, D. 4-69; ROUNDTREE, R. 2-64; ROBINSON, J. 1-22; FUNCHES, D. 1-7. MINN - GRAY, M. 3-27; ENGEL, D. 2-45; FRUECHTE, I. 2-19; MAYE, K.J. 2-6; GOODGER, D. 1-14; HENRY, M. 1-11; RABE, J. 1-10; PLSEK, L. 1-10; NELSON, P. 1-5.



## GAME 10: Michigan vs. Northwestern Michigan Stadium November 10, 2012 112,510

	1st	2nd	3rd	4th	OT	FINAL
Northwestern	7	7	10	7	0	31
Michigan	7	7	7	10	7	38

**ANN ARBOR, Mich.** -- The University of Michigan football team used last-minute heroics to send the game to overtime to overcome a 10-point second-half deficit and escape the Northwestern Wildcats (NR AP/No. 21 USA Today Coaches), 38-31, on Saturday, Nov. 10, 2012, at Michigan Stadium to stay alive in its quest for a Legends Division title.

Down three points with 18 seconds remaining in the game, junior quarterback Devin Gardner (Detroit, Mich./Inkster) connected with fifth-year senior receiver Roy Roundtree (Trotwood, Ohio/Trotwood-Madison) for a 53-yard pickup, leading to a 26-yard field goal by senior/junior kicker Brendan Gibbons (West Palm Beach, Fla./Cardinal Newman) with two seconds left to send the game to overtime.

In overtime, Gardner gave Michigan the lead with a one-yard bootleg run on third-and-goal, and then the defense followed with a four-down stand to preserve the victory.

Gardner threw for 286 yards and two scores while also compiling 47 yards and two touchdowns rushing. Senior/junior running back Fitzgerald Toussaint (Youngstown, Ohio/Liberty) added 92 yards on the ground, while Roundtree and senior/junior receiver Jeremy Gallon (Apopka, Fla./Apopka) combined for 233 yards receiving (Gallon, 7 for 94; Roundtree, 5 for 139).

On the defensive side of the ball, senior/junior safety Thomas Gordon (Detroit, Mich./Cass Tech) notched 11 tackles with one tackle-for-loss, while fifth-year senior linebacker Kenny Demens (Oak Park, Mich./Detroit Country Day) and sophomore linebacker Desmond Morgan (Holland, Mich./West Ottawa) each garnered nine takedowns.

Michigan received the ball to begin the contest, gained a first down and then was forced to punt the ball to the Wildcats. Northwestern moved the ball down the field, sparked by a one-handed grab on a third-and-long to keep the drive alive, and scored on a three-yard run by Venric Mark to take a 7-0 lead with eight minutes to go in the first quarter.

The Maize and Blue then moved the ball 78 yards on 10 plays -- fueled by a 32-yard reception by Roundtree in Wildcats territory -- capping the drive with an eight-yard touchdown run by Gardner.

On the following Northwestern possession, Michigan forced the Wildcats to a three-and-out. Early in the second quarter, Toussaint broke a 50-yard run but fumbled on the three yard-line to give the ball back to the

Wildcats. However, six plays later, freshman linebacker Joe Bolden (Cincinnati, Ohio/Colerain) pounced on a Northwestern fumble to reclaim possession for Michigan.

On a third-and-long just outside the red zone, Gardner scrambled 17 yards to extend the drive, before sophomore running back Thomas Rawls (Flint, Mich./Flint Northern) dove into the end zone from one yard out to give Michigan a 14-7 advantage with 6:17 left in the first half.

Northwestern then pushed the ball 56 yards down the field and found the end zone on a 19-yard touchdown pass with 25 ticks left to even the score at 14 heading into the locker room.

Northwestern began the second half by taking four minutes off the clock, traveling 75 yards on 10 plays to score its third touchdown of the game.

After a Michigan punt, the Wildcats moved the ball back down the field and connected on their first field goal of the game, from 34 yards out, to extend their lead to 24-10 midway through the third quarter.

On the ensuing Michigan drive, Gardner connected with Gallon on a 42-yard gain and then again with Toussaint on the next play for a 28-yard score to close the gap to 24-21 with 1:43 to go in the third quarter.

The Wildcats threatened on their next possession, moving the ball down the field until a block-in-the-back penalty caused the drive to stall. Michigan took back over at its own nine yard-line after the NU punt and Gardner commanded the offense down the field, completing back-to-back passes to Roundtree to start the drive. Finally, Gardner found freshman tight end Devin Funchess (Farmington Hills, Mich./Harrison) in the back of the end zone to give the Maize and Blue its first lead of the half, 28-24, with 8:45 to go in the game.

After burning almost five minutes, the Wildcats capitalized on an eight-play, 66-yard drive by finding the end zone on a 15-yard touchdown pass to take a 31-28 lead with 3:59 remaining.

Freshman running back Dennis Norfleet (Detroit, Mich./Martin Luther King) returned the following kickoff 37 yards to the Michigan 42 yard-line but on the first play of the drive, Northwestern picked off a Gardner pass. The Wildcats ran the clock down to 18 seconds, before the Wolverines took back over at their own 38 after a punt to set up the heroics.

On a last-chance heave, Gardner connected with Roundtree for 53 yards. With seven seconds left in the game, Gibbons split the uprights from 26 yards to send the game to overtime, tied at 31-31.

Michigan received the ball first in overtime, and on third-and-goal from the one yard-line, Gardner scored on a bootleg run around the right side to give the Wolverines a 38-31 advantage. On fourth-and-one for Northwestern, Demens dropped the Wildcats ball carrier short of the first-down marker to conclude the game.

### SCORING SUMMARY

#### First Quarter

NU: MARK, V. 3 yd run (BUDZIEN, J. kick)  
MICH: GARDNER, D. 8 yd run (GIBBONS, B. kick)

#### Second Quarter

MICH: RAWLS, T. 1 yd run (GIBBONS, B. kick)  
NU: DICKERSON, C. 19 yd reception (BUDZIEN, J. kick)

#### Third Quarter

NU: VITALE, D. 23 yd reception (BUDZIEN, J. kick)  
NU: BUDZIEN, J. 34 yd field goal  
MICH: TOUSSAINT, F. 28 yd reception (GIBBONS, B. kick)

#### Fourth Quarter

MICH: FUNCHESS, D. 8 yd reception (GIBBONS, B. kick)  
NU: JONES, T. 15 yd reception (BUDZIEN, J. kick)  
MICH: GIBBONS, B. 26 yd field goal

#### Overtime

MICH: GARDNER, D. 1 yd run (GIBBONS, B. kick)

### TEAM STATISTICS

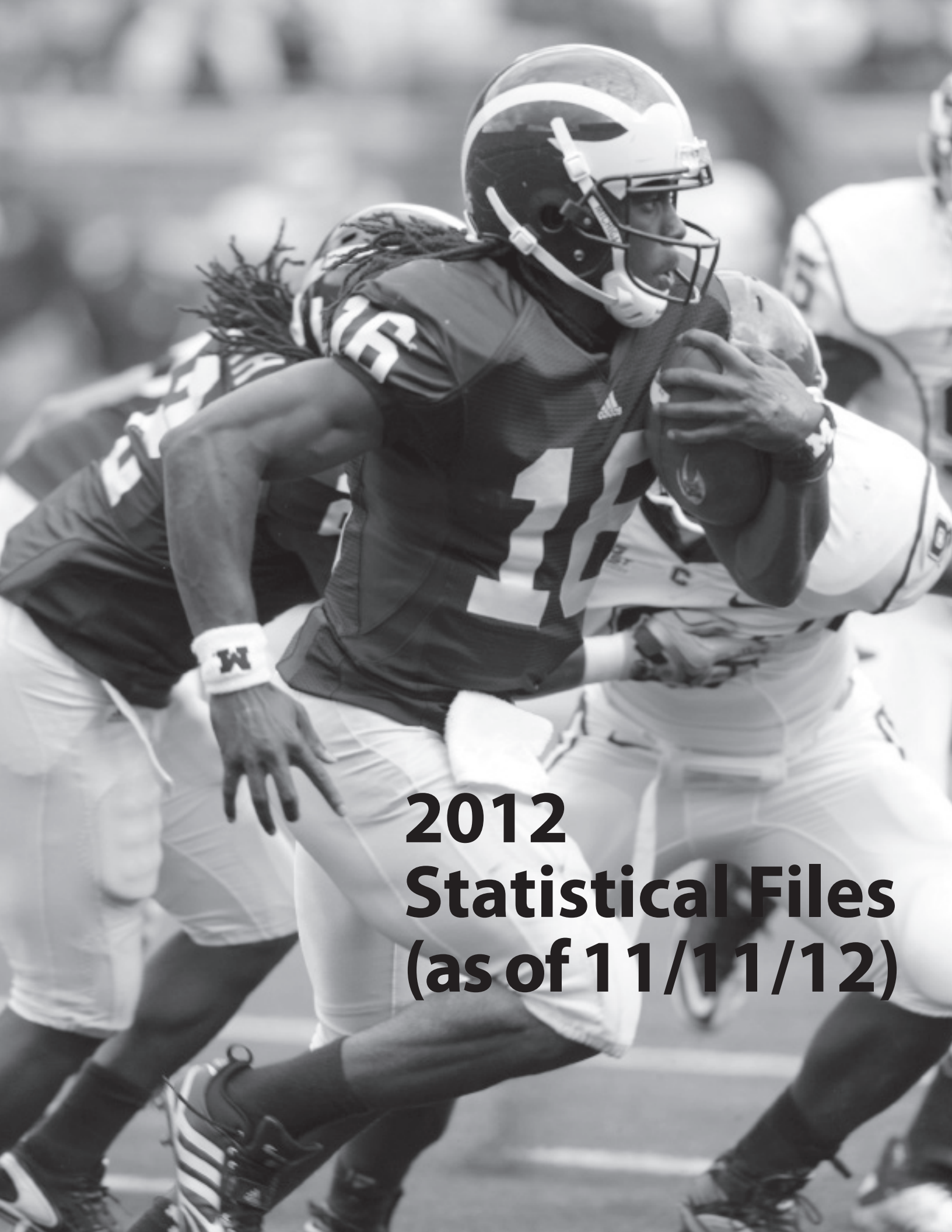
Category	U-M	NU
FIRST DOWNS	21	27
RUSHES-YARDS (NET)	32-133	58-248
PASSING YDS (NET)	286	183
Passes Att-Comp-Int	16-30-1	14-21-0
TOTAL OFFENSE	419	431
Fumble Returns-Yards	0-0-0	0-0-0
Punt Returns-Yards	1-23	3-30
Kickoff Returns-Yards	5-119	4-126
Interceptions-Yards	0-0	1-22
Punts (Number-Avg)	3-51.3	4-41.0
Fumbles-Lost	1-1	1-1
Penalties-Yards	2-26	8-75
Possession Time	25:32	34:28
Third-Down Conv.	7-of-10	8-of-16
Fourth-Down Conv.	0-of-0	1-of-2
Red-Zone	5-of-5	4-of-5

### INDIVIDUAL STATISTICS

**RUSHING: NU** - MARK, V. 23-104; COLTER, K. 24-82; TRUMPY, M. 4-42; RILEY, T. 3-11; SIEMIAN, T. 1-5; VITALE, D. 1-2; JONES, T. 2-2. **MICH** - TOUSSAINT, F. 18-92; GARDNER, D. 9-47; RAWLS, T. 3-1; TEAM 1 -- 1; HAYES, J. 1 -- 6.

**PASSING: NU** - COLTER, K. 8-14-0; SIEMIAN, T. 6-7-0. **MICH** - GARDNER, D. 16-29-1; TEAM 0-1-0.

**RECEIVING: NU** - JONES, C. 5-61; VITALE, D. 2-30; JONES, T. 2-24; DICKERSON, C. 2-20; FIELDS, D. 1-21; RILEY, T. 1-14; TRUMPY, M. 1-13. **MICH** - GALLON, J. 7-94; ROUNDTREE, R. 5-139; TOUSSAINT, F. 1-28; DILEO, D. 1-13; FUNCHESS, D. 1-8; SMITH, V. 1-4.



**2012  
Statistical Files  
(as of 11/11/12)**

**2012 Michigan Football**  
**Michigan Game Results (as of Nov 10, 2012)**  
**All games**

<b>Date</b>	<b>Opponent</b>		<b>Score</b>	<b>Overall</b>	<b>Conference</b>	<b>Time</b>	<b>Attend</b>
Sep 01, 2012	vs #2 UA	L	14-41	0-1	0-0	3:14	90413
Sep 08, 2012	AIR FORCE	W	31-25	1-1	0-0	3:14	112522
Sep 15, 2012	MASSACHUSETTS	W	63-13	2-1	0-0	3:18	110708
Sep 22, 2012	at #11 Notre Dame	L	6-13	2-2	0-0	3:10	80795
* Oct 06, 2012	at Purdue	W	44-13	3-2	1-0	3:00	50105
* Oct 13, 2012	ILLINOIS	W	45-0	4-2	2-0	2:57	110922
* Oct 20, 2012	MICHIGAN STATE	W	12-10	5-2	3-0	3:12	113833
* Oct 27, 2012	at Nebraska	L	9-23	5-3	3-1	3:15	86160
* Nov 03, 2012	at Minnesota	W	35-13	6-3	4-1	3:09	48801
* Nov 10, 2012	NORTHWESTERN	Wo	38-31	7-3	5-1	3:28	112510

2012 MICHIGAN WOLVERINES GAME-BY-GAME OFFENSE

	---1ST DOWNS---				DOWN CONV.		NET OFF		---RUSHING---			-----PASSING-----						-----TDs-----			FGs	FUM	PEN	PUNTS	
OPP	T	R	P	P	3RD	4TH	TOT	PL	TOT	ATT	AVG	NET	SA-YDS	ATT-COMP	TD	IN		R	P	Rt	M-A	No-Ls	No-Yds	No-Avg	TOP
ALA	11	5	5	1	3/12	0/1	269	56	69	29	2.4	200	1-10	27-11	1	3		1	1	0	0-0	0-0	8-86	7-50.1	28:34
AF	19	7	12	0	5/11	0/0	422	56	214	31	6.9	208	0- 0	25-14	2	1		2	2	0	1-1	0-0	5-45	3-38.0	24:38
UMASS	27	14	12	1	7/11	1/1	585	68	294	43	6.8	291	1- 7	25-16	3	1		6	3	0	0-0	2-0	5-40	3-41.3	30:57
AT ND	19	9	9	1	8/15	1/1	299	66	161	41	3.9	138	3-21	25-13	0	5		0	0	0	2-3	2-1	5-38	1-34.0	33:19
AT PUR	19	12	6	1	10/17	1/1	409	70	304	54	5.6	105	0- 0	16- 8	1	0		3	1	1	3-4	1-1	4-36	2-42.0	36:11
ILL	21	13	7	1	9/14	0/0	527	66	353	51	6.9	174	0- 0	15- 9	2	0		4	2	0	1-1	2-1	5-45	4-34.0	32:14
MSU	16	7	8	1	5/15	0/0	326	62	163	32	5.1	163	0- 0	30-14	0	1		0	0	0	4-4	0-0	6-55	7-42.1	28:34
AT NEB	18	5	7	6	5/15	0/0	188	64	95	37	2.6	93	2-17	27- 9	0	3		0	0	0	3-4	1-0	3-44	4-39.8	31:36
AT MINN	18	8	7	3	7/12	1/2	389	59	155	41	3.8	234	3-23	18-12	2	1		3	2	0	0-0	1-0	7-69	3-29.3	29:08
NW	21	6	12	3	7/10	0/0	419	62	133	32	4.2	286	1- 2	30-16	2	1		3	2	0	1-1	1-1	2-26	3-51.3	25:32
IOWA																									
AT OSU																									
TOTAL	189	86	85	18	66/132	4/6	3833	629	1941	391	5.0	1892	11-80	238-122	13	16		22	13	1	15-18	10-4	50-48.4	37-41.6	30:04

2012 MICHIGAN WOLVERINES GAME-BY-GAME DEFENSE

	---1ST DOWNS---				DOWN CONV.		NET OFF		---RUSHING---			-----PASSING-----						-----TDs-----			FGs	FUM	PEN	PUNTS	
OPP	T	R	P	P	3RD	4TH	TOT	PL	TOT	ATT	AVG	NET	SA-YDS	ATT-COMP	TD	IN		R	P	Rt	M-A	No-Ls	No-Yds	No-Avg	TOP
ALA	20	12	7	1	3/10	0/0	431	63	232	42	5.5	199	2-21	21-11	2	0		2	2	1	2-3	1-1	7-55	4-47.0	31:26
AF	26	16	6	4	12/21	2/5	417	90	290	71	4.1	127	0- 0	19-10	0	0		3	0	0	1-2	2-0	5-35	2-53.5	35:22
UMASS	15	6	9	0	7/17	0/0	259	66	112	36	3.1	147	1-24	30-15	0	0		0	0	1	2-3	4-1	10-69	7-38.3	29:03
AT ND	14	6	6	2	3/ 9	0/0	239	50	94	31	3.0	145	0- 0	19-11	0	2		1	0	0	2-2	0-0	5-49	4-37.8	26:41
AT PUR	15	5	9	1	1/11	1/3	213	61	56	26	2.2	157	2-17	35-23	1	2		0	1	0	2-2	3-2	3-30	2-41.0	23:49
ILL	7	3	3	1	3/14	0/1	134	53	105	37	2.8	136	3-13	16- 7	0	1		0	0	0	0-1	1-1	5-45	8-45.9	27:46
MSU	16	7	8	1	6/17	1/1	304	65	112	31	3.6	192	1-10	34-21	1	1		0	1	0	1-2	2-0	7-50	7-41.4	31:26
AT NEB	20	10	8	2	4/12	0/0	326	65	160	41	3.9	166	1-10	24-14	1	1		1	1	0	3-3	1-1	8-104	4-42.2	28:24
AT MINN	21	8	9	4	4/14	2/4	275	69	128	38	3.4	147	1- 4	31-14	1	0		0	1	0	2-3	2-1	9-68	3-42.3	30:52
NW	27	16	10	1	8/16	1/2	431	79	248	58	4.3	182	2-21	21-14	3	0		1	3	0	1-1	1-1	8-75	4-41.0	34:28
IOWA																									
AT OSU																									
TOTAL	181	89	75	17	51/141	7/16	3029	661	1537	411	3.7	1492	11-80	250-140	9	7		8	9	2	16-22	17-8	67-580	48-42.4	29:56

**2012 Michigan Football**  
**Michigan Overall Team Statistics (as of Nov 10, 2012)**  
**All games**

<b>Team Statistics</b>	<b>MICH</b>	<b>OPP</b>
SCORING	297	182
Points Per Game	29.7	18.2
FIRST DOWNS	189	181
Rushing	86	89
Passing	85	75
Penalty	18	17
RUSHING YARDAGE	1941	1537
Yards gained rushing	2141	1761
Yards lost rushing	200	224
Rushing Attempts	391	411
Average Per Rush	5.0	3.7
Average Per Game	194.1	153.7
TDs Rushing	22	8
PASSING YARDAGE	1892	1492
Comp-Att-Int	122-238-16	140-250-7
Average Per Pass	7.9	6.0
Average Per Catch	15.5	10.7
Average Per Game	189.2	149.2
TDs Passing	13	9
TOTAL OFFENSE	3833	3029
Total Plays	629	661
Average Per Play	6.1	4.6
Average Per Game	383.3	302.9
KICK RETURNS: #-Yards	34-768	35-800
PUNT RETURNS: #-Yards	13-130	13-93
INT RETURNS: #-Yards	7-127	16-227
KICK RETURN AVERAGE	22.6	22.9
PUNT RETURN AVERAGE	10.0	7.2
INT RETURN AVERAGE	18.1	14.2
FUMBLES-LOST	10-4	17-8
PENALTIES-Yards	50-484	67-580
Average Per Game	48.4	58.0
PUNTS-Yards	37-1539	48-2036
Average Per Punt	41.6	42.4
Net punt average	36.4	39.3
KICKOFFS-Yards	60-3622	44-2607
Average Per Kick	60.4	59.2
Net kick average	49.2	38.4
TIME OF POSSESSION/Game	30:04	29:56
3RD-DOWN Conversions	66/132	51/141
3rd-Down Pct	50%	36%
4TH-DOWN Conversions	4/6	7/16
4th-Down Pct	67%	44%
SACKS BY-Yards	13-120	11-80
MISC YARDS	0	0
TOUCHDOWNS SCORED	36	19
FIELD GOALS-ATTEMPTS	15-18	16-22
ON-SIDE KICKS	0-0	0-1
RED-ZONE SCORES	(33-36) 92%	(26-31) 84%
RED-ZONE TOUCHDOWNS	(21-36) 58%	(14-31) 45%
PAT-ATTEMPTS	(36-36) 100%	(18-18) 100%
ATTENDANCE	560495	265861
Games/Avg Per Game	5/112099	4/66465
Neutral Site Games		1/90413

<b>Score by Quarters</b>	<b>1st</b>	<b>2nd</b>	<b>3rd</b>	<b>4th</b>	<b>OT</b>	<b>Total</b>
Michigan	45	103	76	66	7	297
Opponents	31	71	36	44	0	182

# 2012 Michigan Football

## Michigan Individual Season/Career Statistics (as of Nov 10, 2012)

### All games

SEASON										CAREER								
Rushing	gp	att	gain	loss	net	avg	td	lg	avg/g	gp	att	gain	loss	net	avg	td	lg	avg/g
Robinson, D.	8	131	1015	69	946	7.2	6	79	118.2	46	677	4572	397	4175	6.2	41	87	90.8
Toussaint, F.	9	127	524	41	483	3.8	5	50	53.7	27	322	1702	91	1611	5.0	15	65	59.7
Rawls, Thomas	6	44	221	3	218	5.0	4	63	36.3	16	57	301	4	297	5.2	4	63	18.6
Hayes, Justice	4	14	85	6	79	5.6	1	24	19.8	4	14	85	6	79	5.6	1	24	19.8
Gardner, Devin	10	19	93	25	68	3.6	3	19	6.8	22	51	219	77	142	2.8	5	19	6.5
Smith, Vincent	9	24	79	12	67	2.8	2	22	7.4	42	258	1279	37	1242	4.8	10	56	29.6
Gallon, Jeremy	10	11	67	0	67	6.1	0	12	6.7	35	14	93	0	93	6.6	0	12	2.7
Bellomy, R.	5	12	43	27	16	1.3	0	15	3.2	5	12	43	27	16	1.3	0	15	3.2
Norfleet, D.	10	2	14	1	13	6.5	0	14	1.3	10	2	14	1	13	6.5	0	14	1.3
Lewan, Taylor	10	0	0	0	0	0.0	1	0	0.0	34	0	11	0	11	0.0	1	0	0.3
TEAM	5	7	0	16	-16	-2.3	0	0	-3.2									
Total	10	391	2141	200	1941	5.0	22	79	194.1									
Opponents	10	411	1761	224	1537	3.7	8	40	153.7									
Passing	gp	effic	comp-att-int	pct	yds	td	lg	avg/g	gp	effic	comp-att-int	pct	yds	td	lg	avg/g		
Robinson, D.	8	127.41	89-166-9	53.6	1319	9	71	164.9	46	138.83	427-746-39	57.2	6250	49	77	135.9		
Gardner, Devin	10	172.09	28-47-2	59.6	520	4	53	52.0	22	156.75	46-80-3	57.5	781	6	53	35.5		
Bellomy, R.	5	-0.65	4-21-4	19.0	46	0	15	9.2	5	-0.65	4-21-4	19.0	46	0	15	9.2		
TEAM	5	0.00	0-2-0	0.0	0	0	0	0.0										
Smith, Vincent	9	-200.00	0-1-1	0.0	0	0	0	0.0	42	124.27	1-3-1	33.3	17	1	17	0.4		
Kennedy, Jack	3	158.80	1-1-0	100.0	7	0	7	2.3	4	158.80	1-1-0	100.0	7	0	7	1.8		
Total	10	122.62	122-238-16	51.3	1892	13	71	189.2										
Opponents	10	112.41	140-250-7	56.0	1492	9	51	149.2										
Receiving	gp	no.	yds	avg	td	lg	avg/g	gp	no.	yds	avg	td	lg	avg/g				
Gallon, Jeremy	10	29	484	16.7	2	71	48.4	35	64	986	15.4	6	71	28.2				
Roundtree, Roy	10	20	378	18.9	1	53	37.8	47	143	2102	14.7	13	76	44.7				
Gardner, Devin	10	16	266	16.6	4	44	26.6	22	17	268	15.8	4	44	12.2				
Dileo, Drew	10	15	298	19.9	1	66	29.8	29	25	422	16.9	3	66	14.6				
Funchess, Devin	10	13	201	15.5	4	30	20.1	10	13	201	15.5	4	30	20.1				
Smith, Vincent	9	8	47	5.9	0	19	5.2	42	44	408	9.3	6	32	9.7				
Toussaint, F.	9	6	62	10.3	1	28	6.9	27	13	95	7.3	2	28	3.5				
Robinson, J.	6	5	69	13.8	0	22	11.5	17	5	69	13.8	0	22	4.1				
Jackson, Jeremy	10	4	31	7.8	0	9	3.1	33	11	122	11.1	0	22	3.7				
Kwiatkowski, M.	10	3	31	10.3	0	16	3.1	12	3	31	10.3	0	16	2.6				
Kerridge, Joe	7	1	12	12.0	0	12	1.7	7	1	12	12.0	0	12	1.7				
Esterline, D.	1	1	7	7.0	0	7	7.0	1	1	7	7.0	0	7	7.0				
Rawls, Thomas	6	1	6	6.0	0	6	1.0	16	1	6	6.0	0	6	0.4				
Total	10	122	1892	15.5	13	71	189.2											
Opponents	10	140	1492	10.7	9	51	149.2											
Total Offense	g	plays	rush	pass	total	avg/g	g	plays	rush	pass	total	avg/g						
Robinson, D.	8	297	946	1319	2265	283.1	46	1423	4175	6250	10425	226.6						
Gardner, Devin	10	66	68	520	588	58.8	22	131	142	781	923	42.0						
Toussaint, F.	9	127	483	0	483	53.7	27	322	1611	0	1611	59.7						
Rawls, Thomas	6	44	218	0	218	36.3	16	57	297	0	297	18.6						
Hayes, Justice	4	14	79	0	79	19.8	4	14	79	0	79	19.8						
Smith, Vincent	9	25	67	0	67	7.4	42	261	1242	17	1259	30.0						
Gallon, Jeremy	10	11	67	0	67	6.7	35	14	93	0	93	2.7						
Bellomy, R.	5	33	16	46	62	12.4	5	33	16	46	62	12.4						
Norfleet, D.	10	2	13	0	13	1.3	10	2	13	0	13	1.3						
Kennedy, Jack	3	1	0	7	7	2.3	4	2	6	7	13	3.2						
TEAM	5	9	-16	0	-16	-3.2												
Total	10	629	1941	1892	3833	383.3												
Opponents	10	661	1537	1492	3029	302.9												

**2012 Michigan Football**  
**Michigan Individual Season/Career Statistics (as of Nov 10, 2012)**  
**All games**

SEASON									CAREER													
Scoring	td	fg	PAT				pts	td	fg	PAT				pts								
			kick	rush	rcv	pass				kick	rush	rcv	pass									
Gibbons, B.	-	14-16	35-35	-	-	-	-	-	77	-	28-38	102-104	-	-	-	-	-	186				
Gardner, Devin	7	-	-	-	-	-	-	-	42	9	-	-	-	-	-	-	-	54				
Toussaint, F.	6	-	-	-	-	-	-	-	36	17	-	-	-	-	-	-	-	102				
Robinson, D.	6	-	-	-	-	-	-	-	36	41	-	-	-	-	-	-	-	246				
Rawls, Thomas	4	-	-	-	-	-	-	-	24	4	-	-	-	-	-	-	-	24				
Funchess, Devin	4	-	-	-	-	-	-	-	24	4	-	-	-	-	-	-	-	24				
Gallon, Jeremy	2	-	-	-	-	-	-	-	12	6	-	-	-	-	-	-	-	36				
Smith, Vincent	2	-	-	-	-	-	-	-	12	16	-	-	-	-	-	-	-	96				
Lewan, Taylor	1	-	-	-	-	-	-	-	6	1	-	-	-	-	-	-	-	6				
Taylor, Raymon	1	-	-	-	-	-	-	-	6	1	-	-	-	-	-	-	-	6				
Roundtree, Roy	1	-	-	-	-	-	-	-	6	13	-	-	-	-	-	-	-	78				
Hayes, Justice	1	-	-	-	-	-	-	-	6	1	-	-	-	-	-	-	-	6				
Dileo, Drew	1	-	-	-	-	-	-	-	6	3	-	-	0-1	-	-	-	-	18				
Wile, Matt	-	1-2	-	-	-	-	-	-	3	-	1-2	-	-	-	-	-	-	3				
Broekhuizen, S.	-	-	1-1	-	-	-	-	-	1	-	3-9	43-44	-	-	-	-	-	52				
Total	36	15-18	36-36	-	-	-	-	-	297													
Opponents	19	16-22	18-18	-	1	1-1	-	-	182													
Punt Returns	no.	yds	avg	td	lg													no.	yds	avg	td	lg
Gallon, Jeremy	10	67	6.7	0	26													39	302	7.7	0	32
Norfleet, D.	2	53	26.5	0	42													2	53	26.5	0	42
Dileo, Drew	1	10	10.0	0	10													4	23	5.8	0	15
Total	13	130	10.0	0	42																	
Opponents	13	93	7.2	0	19																	
Kick Returns	no.	yds	avg	td	lg													no.	yds	avg	td	lg
Norfleet, D.	31	735	23.7	0	38													31	735	23.7	0	38
Dileo, Drew	1	12	12.0	0	12													9	185	20.6	0	34
Gallon, Jeremy	1	12	12.0	0	12													31	647	20.9	0	47
Houma, Sione	1	9	9.0	0	9													1	9	9.0	0	9
Total	34	768	22.6	0	38																	
Opponents	35	800	22.9	0	45																	
Interceptions	no.	yds	avg	td	lg													no.	yds	avg	td	lg
Taylor, Raymon	2	70	35.0	1	63													2	70	35.0	1	63
Gordon, Thomas	2	19	9.5	0	19													3	19	6.3	0	19
Demens, Kenny	1	13	13.0	0	13													1	13	13.0	0	13
Ojemudia, Mario	1	0	0.0	0	0													1	0	0.0	0	0
Kovacs, Jordan	1	25	25.0	0	25													5	78	15.6	0	41
Total	7	127	18.1	1	63																	
Opponents	16	227	14.2	2	53																	
Fumble Returns	no.	yds	avg	td	lg													no.	yds	avg	td	lg
Avery, Courtney	1	6	6.0	0	6													2	89	44.5	1	83
Total	1	6	6.0	0	6																	
Opponents	0	0	0.0	0	0																	

**2012 Michigan Football**  
**Michigan Individual Season/Career Statistics (as of Nov 10, 2012)**  
**All games**

	SEASON								CAREER							
All Purpose	g	rush	rcv	pr	kr	ir	total	avg/g	g	rush	rcv	pr	kr	ir	total	avg/g
Robinson, D.	8	946	0	0	0	0	946	118.2	46	4175	0	0	0	0	4175	90.8
Norfleet, D.	10	13	0	53	735	0	801	80.1	10	13	0	53	735	0	801	80.1
Gallon, Jeremy	10	67	484	67	12	0	630	63.0	35	93	986	302	647	0	2028	57.9
Toussaint, F.	9	483	62	0	0	0	545	60.6	27	1611	95	0	28	0	1734	64.2
Roundtree, Roy	10	0	378	0	0	0	378	37.8	47	0	2102	0	19	0	2121	45.1
Gardner, Devin	10	68	266	0	0	0	334	33.4	22	142	268	0	0	0	410	18.6
Dileo, Drew	10	0	298	10	12	0	320	32.0	29	7	422	23	185	0	637	22.0
Rawls, Thomas	6	218	6	0	0	0	224	37.3	16	297	6	0	0	0	303	18.9
Funchess, Devin	10	0	201	0	0	0	201	20.1	10	0	201	0	0	0	201	20.1
Smith, Vincent	9	67	47	0	0	0	114	12.7	42	1242	408	0	141	0	1791	42.6
Hayes, Justice	4	79	0	0	0	0	79	19.8	4	79	0	0	0	0	79	19.8
Taylor, Raymon	10	0	0	0	0	70	70	7.0	20	0	0	0	0	70	70	3.5
Robinson, J.	6	0	69	0	0	0	69	11.5	17	0	69	0	0	0	69	4.1
Jackson, Jeremy	10	0	31	0	0	0	31	3.1	33	0	122	0	0	0	122	3.7
Kwiatkowski, M.	10	0	31	0	0	0	31	3.1	12	0	31	0	0	0	31	2.6
Kovacs, Jordan	10	0	0	0	0	25	25	2.5	47	0	0	0	0	78	78	1.7
Gordon, Thomas	10	0	0	0	0	19	19	1.9	32	0	0	0	0	19	19	0.6
Bellomy, R.	5	16	0	0	0	0	16	3.2	5	16	0	0	0	0	16	3.2
Demens, Kenny	10	0	0	0	0	13	13	1.3	49	0	0	0	0	13	13	0.3
Kerridge, Joe	7	0	12	0	0	0	12	1.7	7	0	12	0	0	0	12	1.7
Houma, Sione	10	0	0	0	9	0	9	0.9	10	0	0	0	9	0	9	0.9
Esterline, D.	1	0	7	0	0	0	7	7.0	1	0	7	0	0	0	7	7.0
TEAM	5	-16	0	0	0	0	-16	-3.2								
Total	10	1941	1892	130	768	127	4858	485.8								
Opponents	10	1537	1492	93	800	227	4149	414.9								

Field Goals	att	good	long	blkd	att	good	long	blkd
Gibbons, B.	16	14	52	0	38	28	52	1
Wile, Matt	2	1	48	0	2	1	48	0
Total	18	15	52	0				
Opponents	22	16	51	0				

Punting	no.	yds	avg	lg	blk	no.	yds	avg	lg	blk
Hagerup, Will	28	1252	44.7	62	0	90	3735	41.5	72	1
Wile, Matt	9	287	31.9	42	0	26	994	38.2	58	0
Total	37	1539	41.6	62	0					
Opponents	48	2036	42.4	71	0					

Kickoffs	no.	yds	avg	tb	ob	no.	yds	avg	tb	ob
Wile, Matt	59	3557	60.3	23	1	138	8611	62.4	42	4
Broekhuizen, S.	1	65	65.0	0	0	37	2204	59.6	3	2
Total	60	3622	60.4	23	1					
Opponents	44	2607	59.2	6	3					

## CAREER

##	Defensive Leaders	gp	ua	a	total	tfl	sack	int	pbu	fr	ff	blk	gp	ua	a	total	tfl	sack	int	pbu	fr	ff	blk
47	Ryan, Jake	10	44	25	69	12.0	3.5	.	3	.	2	.	23	64	42	106	23.0	6.5	.	3	2	3	.
48	Morgan, Desmond	9	35	32	67	4.5	.	.	2	.	.	.	21	61	69	130	8.5	1.0	.	3	1	.	.
25	Demens, Kenny	10	41	26	67	5.0	.	1	.	.	.	.	49	139	112	251	11.5	3.0	1	3	.	1	.
30	Gordon, Thomas	10	36	26	62	3.0	.	2	1	.	1	.	32	90	62	152	8.5	2.0	3	3	4	3	.
32	Kovacs, Jordan	10	36	18	54	4.0	1.0	1	2	.	1	.	47	187	133	320	25.0	6.0	5	4	2	6	.
8	Floyd, J.T.	10	24	17	41	1.0	.	.	5	.	.	.	41	112	60	172	3.0	.	3	18	.	2	.
6	Taylor, Raymon	10	27	10	37	0.0	.	2	1	1	.	.	20	28	11	39	0.0	.	2	1	1	.	.
73	Campbell, W.	10	16	16	32	1.0	1.0	.	.	.	.	.	48	24	27	51	4.5	3.0	.	4	1	.	.
88	Roh, Craig	10	12	19	31	5.5	4.0	.	.	.	.	.	48	78	65	143	26.5	10.5	1	3	.	3	.
15	Ross III, James	10	11	11	22	2.5	0.5	.	.	.	.	.	10	11	11	22	2.5	0.5	.	.	.	.	.
76	Washington, Q.	10	11	11	22	2.0	.	.	.	.	1	.	32	12	13	25	2.0	.	.	.	.	1	.
35	Bolden, Joe	10	9	13	22	1.0	1.0	.	.	1	.	.	10	9	13	22	1.0	1.0	.	.	1	.	.
57	Clark, Frank	10	11	7	18	5.0	.	.	3	.	1	.	22	14	14	28	5.5	.	1	3	.	1	.
7	Hawthorne, B.	10	7	9	16	0.0	.	.	.	.	.	.	34	33	27	60	3.0	1.0	1	1	.	.	.
4	Gordon, Cameron	10	12	4	16	2.0	.	.	1	.	.	.	30	55	42	97	5.5	.	3	5	2	.	1
97	Beyer, Brennen	8	9	6	15	0.0	.	.	.	.	1	.	19	14	12	26	0.0	.	.	.	.	1	.
55	Black, Jibreel	10	9	6	15	3.0	1.0	.	1	.	1	.	36	24	16	40	4.5	2.5	.	1	.	2	.
5	Avery, Courtney	10	9	3	12	1.5	.	.	.	1	.	.	36	48	26	74	4.0	0.5	2	8	3	2	.
53	Ojemudia, Mario	8	7	3	10	1.5	1.0	1	.	1	.	.	8	7	3	10	1.5	1.0	1	.	1	.	.
92	Heitzman, Keith	9	2	5	7	1.0	.	.	.	1	.	.	9	2	5	7	1.0	.	.	.	1	.	.
22	Wilson, Jarrod	10	3	4	7	0.0	.	.	.	1	.	.	10	3	4	7	0.0	.	.	.	1	.	.
56	Pipkins, Ondre	10	2	4	6	0.0	.	.	.	.	.	.	10	2	4	6	0.0	.	.	.	.	.	.
23	Simmons, Floyd	10	1	5	6	0.0	.	.	.	.	.	.	44	19	8	27	1.0	.	.	.	.	3	.
3	Robinson, M.	8	5	1	6	0.0	.	.	.	.	.	.	24	14	4	18	0.0	.	.	.	.	.	.
14	Furman, Josh	9	3	2	5	0.0	.	.	.	.	.	.	21	8	7	15	0.0	.	.	.	.	.	1
5B	Jenkins-S., R.	9	2	2	4	0.0	.	.	.	.	.	.	9	2	2	4	0.0	.	.	.	.	.	.
82	Darboh, Amara	9	4	.	4	0.0	.	.	.	.	.	.	9	4	.	4	0.0	.	.	.	.	.	.
24	Hollowell, D.	10	1	3	4	0.0	.	.	.	1	.	.	15	6	4	10	0.0	.	.	.	2	.	.
10	Gallon, Jeremy	10	2	1	3	0.0	.	.	.	.	.	.	35	4	1	5	0.0	.	.	.	.	.	.
36	Kerridge, Joe	7	1	1	2	0.0	.	.	.	.	.	.	7	1	1	2	0.0	.	.	.	.	.	.
20	Wilson, Steve	3	1	1	2	0.0	.	.	.	.	.	.	3	1	1	2	0.0	.	.	.	.	.	.
39	Houma, Sione	10	1	1	2	0.0	.	.	.	.	.	.	10	1	1	2	0.0	.	.	.	.	.	.
67	Brink, Nathan	4	1	1	2	1.5	.	.	.	.	.	.	16	2	1	3	2.5	.	.	.	.	.	.
5D	Glanda, Jareth	8	.	1	1	0.0	.	.	.	.	.	.	17	.	1	1	0.0	.	.	.	.	.	.
75	Schofield, M.	10	1	.	1	0.0	.	.	.	.	.	.	36	2	.	2	0.0	.	.	.	.	.	.
8H	Bellomy, R.	5	1	.	1	0.0	.	.	.	.	.	.	5	1	.	1	0.0	.	.	.	.	.	.
TM	TEAM	5	1	.	1	0.0	.	.	.	.	.	.	.	.	.	.	.	.	.	.	.	.	.
85	Reynolds, Joe	10	.	1	1	0.0	.	.	.	.	.	.	14	1	1	2	0.0	.	.	.	.	.	.
2	Smith, Vincent	9	.	1	1	0.0	.	.	.	.	.	.	42	5	1	6	0.0	.	.	.	.	.	.
16	Robinson, D.	8	1	.	1	0.0	.	.	.	.	.	.	46	2	.	2	0.0	.	.	.	.	.	.
31	Gyarmati, Paul	9	.	.	.	0.0	.	.	.	1	.	.	34	3	1	4	0.0	.	.	.	1	.	.
	Total	10	399	296	695	57	13	7	19	8	8	.											
	Opponents	10	364	254	618	48	11	16	33	4	4	.											

**2012 Michigan Football**  
**Michigan Team Game-by-Game (as of Nov 10, 2012)**  
**All games**

**TEAM STATISTICS**

		Rushing				Receiving				Passing				Kick Returns				Punt Returns				tot		
Date	Opponent	no.	yds	td	lg	no.	yds	td	lg	cmp	att	int	yds	td	lg	no.	yds	td	lg	no.	yds	td	lg	off
Sep 01	vs UA	29	69	1	22	11	200	1	71	11-27-3	200	1	71	8	177	0	33	1	3	0	3		269	
Sep 08	AIR FORCE	31	214	2	79	14	208	2	30	14-25-1	208	2	30	4	89	0	36	1	1	0	1		422	
Sep 15	MASSACHUSETTS	43	294	6	36	16	291	3	66	16-25-1	291	3	66	2	44	0	27	1	11	0	11		585	
Sep 22	at Notre Dame	41	161	0	31	13	138	0	20	13-25-5	138	0	20	3	87	0	33	0	0	0	0		299	
Oct 06	at Purdue	54	304	3	59	8	105	1	28	8-16-0	105	1	28	4	85	0	38	1	10	0	10		409	
Oct 13	ILLINOIS	51	353	4	63	9	174	2	71	9-15-0	174	2	71	1	12	0	12	3	56	0	42		527	
Oct 20	MICHIGAN STATE	32	163	0	44	14	163	0	35	14-30-1	163	0	35	1	21	0	21	1	26	0	26		326	
Oct 27	at Nebraska	37	95	0	15	9	93	0	32	9-27-3	93	0	32	4	95	0	26	2	-3	0	6		188	
Nov 03	at Minnesota	41	155	3	41	12	234	2	47	12-18-1	234	2	47	2	39	0	21	2	3	0	10		389	
Nov 10	NORTHWESTERN	32	133	3	50	16	286	2	53	16-30-1	286	2	53	5	119	0	37	1	23	0	23		419	
Michigan		391	1941	22	79	122	1892	13	71	122-238-16	1892	13	71	34	768	0	38	13	130	0	42		3833	
		411	1537	8	40	140	1492	9	51	140-250-7	1492	9	51	35	800	0	45	13	93	0	19		3029	

Games played: 10

Avg per rush: 5.0

Avg per catch: 15.5

Pass efficiency: 122.62

Kick ret avg: 22.6

Punt ret avg: 10.0

All purpose avg/game: 485.8

Total offense avg/gm: 383.3

		Tackles				Sacks	Fumble		Pass Defense			Blkd	PAT Attempts				
Date	Opponent	ua	a	total	tfl-yds	no-yds	ff	fr-yds	int-yds	qbh	brup	kick	kick	rush	rcv	saf	pts
Sep 01	vs UA	25	54	79	6.0-28	2.0-21	1	1-0	0-0	2	1	0	2-2	0	0	0	14
Sep 08	AIR FORCE	57	38	95	7.0-9	0.0-0	0	0-0	0-0	0	3	0	4-4	0	0	0	31
Sep 15	MASSACHUSETTS	39	26	65	6.0-34	1.0-24	0	1-0	0-0	0	2	0	9-9	0	0	0	63
Sep 22	at Notre Dame	29	22	51	2.0-4	0.0-0	0	0-0	2-7	1	1	0	0-0	0	0	0	6
Oct 06	at Purdue	42	10	52	6.0-25	2.0-17	0	2-0	2-82	0	3	0	5-5	0	0	0	44
Oct 13	ILLINOIS	36	22	58	9.0-32	3.0-13	1	1-0	1-13	0	1	0	6-6	0	0	0	45
Oct 20	MICHIGAN STATE	39	30	69	1.0-10	1.0-10	2	0-0	1-25	0	2	0	0-0	0	0	0	12
Oct 27	at Nebraska	36	32	68	5.0-21	1.0-10	1	1-0	1-0	0	1	0	0-0	0	0	0	9
Nov 03	at Minnesota	38	34	72	7.0-19	1.0-4	2	1-6	0-0	0	3	0	5-5	0	0	0	35
Nov 10	NORTHWESTERN	58	28	86	8.0-33	2.0-21	1	1-0	0-0	0	2	0	5-5	0	0	0	38
Michigan		399	296	695	57.0-215	13.0-120	8	8-6	7-127	3	19	0	36-36	0	0	0	297
		364	254	618	48.0-171	11.0-80	4	4-0	16-227	7	33	0	18-18	0	1	0	182

		Punting										Field Goals			Kickoffs				
Date	Opponent	no.	yds	avg	long	blkd	tb	fc	50+	i20	md-att	long	blkd	no.	yds	avg	tb	ob	
Sep 01	vs UA	7	351	50.1	62	0	2	0	4	0	0-0	0	0	3	195	65.0	3	0	
Sep 08	AIR FORCE	3	114	38.0	53	0	1	1	1	1	1-1	31	0	6	374	62.3	3	0	
Sep 15	MASSACHUSETTS	3	124	41.3	60	0	0	0	1	2	0-0	0	0	10	583	58.3	3	1	
Sep 22	at Notre Dame	1	34	34.0	34	0	0	1	0	1	2-3	33	0	3	180	60.0	3	0	
Oct 06	at Purdue	2	84	42.0	57	0	0	0	1	0	3-4	42	0	9	512	56.9	1	0	
Oct 13	ILLINOIS	4	136	34.0	43	0	0	2	0	4	1-1	18	0	8	499	62.4	4	0	
Oct 20	MICHIGAN STATE	7	295	42.1	48	0	2	3	0	1	4-4	48	0	5	299	59.8	2	0	
Oct 27	at Nebraska	4	159	39.8	50	0	0	2	1	0	3-4	52	0	4	252	63.0	1	0	
Nov 03	at Minnesota	3	88	29.3	40	0	0	0	0	0	0-0	0	0	6	355	59.2	1	0	
Nov 10	NORTHWESTERN	3	154	51.3	57	0	0	0	2	0	1-1	26	0	6	373	62.2	2	0	
Michigan		37	1539	41.6	62	0	5	9	10	9	15-18	52	0	60	3622	60.4	23	1	
		48	2036	42.4	71	0	1	22	9	19	16-22	51	0	44	2607	59.2	6	3	

**2012 Michigan Football**  
**Michigan Opponent Game-by-Game (as of Nov 10, 2012)**  
**All games**

**OPPONENT STATISTICS**

		Rushing				Receiving				Passing				Kick Returns				Punt Returns				tot		
Date	Opponent	no.	yds	td	lg	no.	yds	td	lg	cmp	att	int	yds	td	lg	no.	yds	td	lg	no.	yds	td	lg	off
Sep 01	vs UA	42	232	2	40	11	199	2	51	11-21-0	199	2	51	0	0	0	0	5	56	0	19		431	
Sep 08	AIR FORCE	71	290	3	18	10	127	0	32	10-19-0	127	0	32	2	64	0	34	0	0	0	0		417	
Sep 15	MASSACHUSETTS	36	112	0	16	15	147	0	33	15-30-0	147	0	33	6	126	0	28	3	-14	0	3		259	
Sep 22	at Notre Dame	31	94	1	15	11	145	0	38	11-19-2	145	0	38	0	0	0	0	0	0	0	0		239	
Oct 06	at Purdue	26	56	0	11	23	157	1	20	23-35-2	157	1	20	8	183	0	32	1	7	0	7		213	
Oct 13	ILLINOIS	37	105	0	23	7	29	0	12	7-16-1	29	0	12	4	73	0	21	0	0	0	0		134	
Oct 20	MICHIGAN STATE	31	112	0	26	21	192	1	45	21-34-1	192	1	45	3	27	0	31	1	14	0	14		304	
Oct 27	at Nebraska	41	160	1	29	14	166	1	32	14-24-1	166	1	32	3	74	0	31	0	0	0	0		326	
Nov 03	at Minnesota	38	128	0	12	14	147	1	32	14-31-0	147	1	32	5	127	0	45	0	0	0	0		275	
Nov 10	NORTHWESTERN	58	248	1	30	14	183	3	23	14-21-0	183	3	23	4	126	0	40	3	30	0	17		431	
Opponents		411	1537	8	40	140	1492	9	51	140-250-7	1492	9	51	35	800	0	45	13	93	0	19		3029	
		391	1941	22	79	122	1892	13	71	122-238-16	1892	13	71	34	768	0	38	13	130	0	42		3833	

Games played: 10

Avg per rush: 3.7

Avg per catch: 10.7

Pass efficiency: 112.41

Kick ret avg: 22.9

Punt ret avg: 7.2

All purpose avg/game: 414.9

Total offense avg/gm: 302.9

		Tackles				Sacks	Fumble		Pass Defense			Blkd	PAT Attempts					
Date	Opponent	ua	a	total	tfl-yds	no-yds	ff	fr-yds	int-yds	qbh	brup	kick	kick	rush	rcv	saf	pts	
Sep 01	vs UA	32	26	58	5.0-16	1.0-10	0	0-0	3-51	0	6	0	5-5	0	0	0	41	
Sep 08	AIR FORCE	32	12	44	4.0-11	0.0-0	0	0-0	1-0	0	5	0	2-2	0	1	0	25	
Sep 15	MASSACHUSETTS	39	24	63	3.0-9	1.0-7	1	0-0	1-32	0	1	0	1-1	0	0	0	13	
Sep 22	at Notre Dame	29	40	69	5.0-24	3.0-21	1	1-0	5-69	4	1	0	1-1	0	0	0	13	
Oct 06	at Purdue	52	14	66	5.0-7	0.0-0	1	1-0	0-0	0	3	0	1-1	0	0	0	13	
Oct 13	ILLINOIS	43	22	65	2.0-5	0.0-0	0	1-0	0-0	0	3	0	0-0	0	0	0	0	
Oct 20	MICHIGAN STATE	36	24	60	9.0-29	0.0-0	0	0-0	1-0	0	6	0	1-1	0	0	0	10	
Oct 27	at Nebraska	31	40	71	7.0-29	2.0-17	0	0-0	3-53	3	2	0	2-2	0	0	0	23	
Nov 03	at Minnesota	31	40	71	4.0-27	3.0-23	0	0-0	1-0	0	1	0	1-1	0	0	0	13	
Nov 10	NORTHWESTERN	39	12	51	4.0-14	1.0-2	1	1-0	1-22	0	5	0	4-4	0	0	0	31	
Opponents		364	254	618	48.0-171	11.0-80	4	4-0	16-227	7	33	0	18-18	0	1	0	182	
		399	296	695	57.0-215	13.0-120	8	8-6	7-127	3	19	0	36-36	0	0	0	297	

		Punting										Field Goals			Kickoffs				
Date	Opponent	no.	yds	avg	long	blkd	tb	fc	50+	i20	md-att	long	blkd	no.	yds	avg	tb	ob	
Sep 01	vs UA	4	188	47.0	59	0	0	2	2	2	2-3	51	0	8	506	63.2	0	0	
Sep 08	AIR FORCE	2	107	53.5	71	0	0	0	1	1	1-2	22	0	5	257	51.4	0	1	
Sep 15	MASSACHUSETTS	7	268	38.3	53	0	0	4	1	1	2-3	32	0	4	223	55.8	1	1	
Sep 22	at Notre Dame	4	151	37.8	49	0	0	2	0	1	2-2	39	0	4	258	64.5	1	0	
Oct 06	at Purdue	5	205	41.0	51	0	0	4	1	1	2-2	40	0	4	218	54.5	0	0	
Oct 13	ILLINOIS	8	367	45.9	60	0	0	3	2	2	0-1	0	0	1	51	51.0	0	0	
Oct 20	MICHIGAN STATE	7	290	41.4	49	0	0	4	0	4	1-2	19	0	3	188	62.7	2	0	
Oct 27	at Nebraska	4	169	42.2	47	0	1	1	0	2	3-3	51	0	6	349	58.2	0	1	
Nov 03	at Minnesota	3	127	42.3	52	0	0	1	1	3	2-3	26	0	3	195	65.0	1	0	
Nov 10	NORTHWESTERN	4	164	41.0	53	0	0	1	1	2	1-1	34	0	6	362	60.3	1	0	
Opponents		48	2036	42.4	71	0	1	22	9	19	16-22	51	0	44	2607	59.2	6	3	
		37	1539	41.6	62	0	5	9	10	9	15-18	52	0	60	3622	60.4	23	1	

				Times	Times	Total		Rush	Pass	FGs	Failed to score inside RZ					
Date	Opponent	Score		In RZ	Scored	Pts	TDs	TDs	TDs	Made	FGA	Down	Int	Fumb	Half	Game
Sep 01, 2012	vs UA	L 14-41		4	4	24	3	2	1	1	0	0	0	0	0	0
Sep 08, 2012	AIR FORCE	W 31-25		6	4	25	3	3	0	1	1	1	0	0	0	0
Sep 15, 2012	MASSACHUSETTS	W 63-13		2	2	6	0	0	0	2	0	0	0	0	0	0
Sep 22, 2012	at Notre Dame	L 6-13		3	2	10	1	1	0	1	0	0	1	0	0	0
Oct 06, 2012	at Purdue	W 44-13		2	2	10	1	0	1	1	0	0	0	0	0	0
Oct 13, 2012	ILLINOIS	W 45-0		0	0	0	0	0	0	0	0	0	0	0	0	0
Oct 20, 2012	MICHIGAN STATE	W 12-10		2	2	10	1	0	1	1	0	0	0	0	0	0
Oct 27, 2012	at Nebraska	L 9-23		3	3	13	1	1	0	2	0	0	0	0	0	0
Nov 03, 2012	at Minnesota	W 35-13		4	3	13	1	0	1	2	0	1	0	0	0	0
Nov 10, 2012	NORTHWESTERN	W 38-31		5	4	24	3	1	2	1	0	1	0	0	0	0
Totals				31	26	135	14	8	6	12	1	3	1	0	0	0
26 of 31 (83.9%)																

# MICHIGAN SINGLE GAME BESTS

## INDIVIDUAL GAME HIGHS

---

**Rushing Attempts:** 26, Denard Robinson at Notre Dame (Sept. 22)  
**Rushing Yards:** 235, Denard Robinson at Purdue (Oct. 6)  
**Rushing TDs:** 2, D. Robinson vs. Air Force (Sept. 8)/V. Smith vs. UMass (Sept. 15)/Fitzgerald Toussaint at Purdue (Oct. 6)/D. Robinson vs. Illinois (Oct. 13)/D. Gardner vs. Northwestern (Nov. 10)  
**Pass Attempts:** 29, Denard Robinson vs. Michigan St. (Oct. 20)/D. Gardner vs. Northwestern (Nov. 10)  
**Pass Completions:** 16, Denard Robinson vs. UMass (Sept. 15)/ D. Gardner vs. Northwestern (Nov. 10)  
**Passing Yards:** 291, Denard Robinson vs. UMass (Sept. 15)  
**Passing TDs:** 3, Denard Robinson vs. UMass (Sept. 15)  
**Receptions:** 7, Jeremy Gallon vs. Northwestern (Nov. 10)  
**Receiving Yards:** 139, Roy Roundtree vs. Northwestern (Nov. 10)  
**Receiving TDs:** 1, many times  
**Total Plays:** 50, Denard Robinson at Notre Dame (Sept. 22)  
**Total Yards:** 426, Denard Robinson vs. Air Force (Sept. 8)  
**Points Kicking:** 14, Brendan Gibbons at Purdue (Oct. 6)  
**Field Goals Made:** 3, Brendan Gibbons at Purdue (Oct. 6)/ vs. Michigan St. (Oct. 20)/at Nebraska (Oct. 27)  
**Field Goals Attempted:** 4, Brendan Gibbons at Purdue (Oct. 6)  
**PATs Attempted:** 8, Brendan Gibbons vs. UMass (Sept. 15)  
**PATs Made:** 8, Brendan Gibbons vs. UMass (Sept. 15)  
**Punting Attempts:** 7, Will Hagerup vs. Alabama (Sept. 1)  
**Punting Yards:** 351, Will Hagerup vs. Alabama (Sept. 1)  
**Punting Average (min. 2 attempts):** 51.3, Will Hagerup vs. Northwestern (Nov. 10)  
**Punt Returns:** 2, Jeremy Gallon vs. Illinois (Oct. 13)/ at Nebraska (Oct. 27)/ at Minnesota 11/3/12  
**Punt Return Yards:** 42, Dennis Norfleet vs. Illinois (Oct. 13)  
**Kickoff Returns:** 8, Dennis Norfleet vs. Alabama (Sept. 1)  
**Kickoff Return Yards:** 177, Dennis Norfleet vs. Alabama (Sept. 1)  
**Interceptions:** 1, last by Mario Ojemudia at Nebraska (Oct. 27)  
**Interception Yards:** 63, Raymon Taylor at Purdue (Oct. 6)  
**Tackles:** 11, Jake Ryan vs. Air Force (Sept. 8)/ vs. Illinois (Oct. 13)/ Desmond Morgan vs. Michigan St. (Oct. 20)/ T.Gordon vs. Northwestern (Nov. 10)  
**Solo Tackles:** 8, Jordan Kovacs vs. Air Force (Sept. 8)/Jake Ryan vs. Michigan St. (Oct. 20)/ Thomas Gordon and Kenny Demens vs. Northwestern (Nov. 10)  
**Tackles for Loss:** 3.5, Jake Ryan vs. Illinois (Oct. 13)  
**Tackles for Loss Yardage:** 24, Joe Bolden vs. UMass (Sept. 15)  
**Sacks:** 1.5, Jake Ryan vs. Illinois (Oct. 13)  
**Sack Yardage:** 24, Joe Bolden vs. UMass (Sept. 15)  
**Pass Breakups:** 2, 4x, last Jordan Kovacs vs. Northwestern (Nov. 10)

## TEAM GAME HIGHS

---

**Rushing Attempts:** 54 at Purdue (Oct. 6)  
**Rushing Yards:** 353 vs. Illinois (Oct. 13)  
**Rushing TDs:** 6 vs. UMass (Sept. 15)  
**Yards Per Rush:** 6.9 vs. Air Force (Sept. 8)/ vs. Illinois (Oct. 13)  
**Passing Attempts:** 30 vs. Michigan St. (Oct. 20)  
**Passing Completions:** 16 vs. UMass (Sept. 15)  
**Passing Yards:** 291 vs. UMass (Sept. 15)  
**Passing TDs:** 3 vs. UMass (Sept. 15)  
**Yards Per Completion:** 19.5, at Minnesota 11/3/12  
**Total Plays:** 70 at Purdue (Oct. 6)  
**Total Yards:** 585 vs. UMass (Sept. 15)  
**Yards Per Play:** 8.6 vs. UMass (Sept. 15)  
**Points:** 63 vs. UMass (Sept. 15)  
**Touchdowns Scored:** 9 vs. UMass (Sept. 15)  
**Field Goals Attempted:** 4 at Purdue (Oct. 6)/ vs. Michigan St. (Oct. 20)  
**Field Goals Made:** 4 vs. Michigan St. (Oct. 20)  
**PATs Attempted:** 9 vs. UMass (Sept. 15)  
**PATs Made:** 9 vs. UMass (Sept. 15)  
**Punting Attempts:** 7 vs. Alabama (Sept. 1)  
**Punting Yards:** 351 vs. Alabama (Sept. 1)  
**Punting Average (min 2 attempts):** 51.3 vs. Northwestern (Nov. 10)  
**Punt Return Attempts:** 3 vs. Illinois (Oct. 13)  
**Punt Return Yards:** 56 vs. Illinois (Oct. 13)  
**Kickoff Return Attempts:** 8 vs. Alabama (Sept. 1)  
**Kickoff Return Yards:** 177 vs. Alabama (Sept. 1)  
**Interceptions:** 2 at Notre Dame (Sept. 22)/ at Purdue (Oct. 6)  
**Interception Yards:** 82 at Purdue (Oct. 6)  
**Turnovers Gained:** 4 at Purdue (Oct. 6)  
**Turnovers Lost:** 6 at Notre Dame (Sept. 22)  
**Sacks:** 3 vs. Illinois (Oct. 13)  
**Sacks Against:** 3 at Notre Dame (Sept. 22)  
**First Downs:** 27 vs. UMass (Sept. 15)  
**Penalties:** 8 vs. Alabama (Sept. 1)  
**Penalty Yards:** 86 vs. Alabama (Sept. 1)

## INDIVIDUAL GAME HIGHS

**Rushing Attempts:** 26, Cody Getz vs. Air Force (Sept. 8)/LeVeon Bell vs. Michigan St. (Oct. 20)  
**Rushing Yards:** 130, Cody Getz vs. Air Force (Sept. 8)  
**Rushing TDs:** 3, Cody Getz vs. Air Force (Sept. 8)  
**Pass Attempts:** 34, Andrew Maxwell vs. Michigan St. (Oct. 20)  
**Pass Completions:** 21, Andrew Maxwell vs. Michigan St. (Oct. 20)  
**Passing Yards:** 199, McCarron vs. Alabama (Sept. 1)  
**Passing TDs:** 2, AJ McCarron vs. Alabama (Sept. 1)/T. Siemian vs. Northwestern (Nov. 10)  
**Receptions:** 8, O.J. Ross at Purdue (Oct. 6)  
**Receiving Yards:** 63, Deion Walker vs. UMass (Sept. 15)  
**Receiving TDs:** 1, many times  
**Total Plays:** 41, Philip Nelson at Minnesota 11/3/12  
**Total Yards:** 224, Taylor Martinez at Nebraska (Oct. 27)  
**Points Kicking:** 8, Shelley vs. Alabama (Sept. 1)  
**Field Goals Made:** 3, Brett Maher at Nebraska (Oct. 27)  
**Field Goals Attempted:** 3, B. Levengood vs. UMass (Sept. 15)/B. Maher at Nebraska (Oct. 27)/J. Wettstein at Minnesota 11/3/12  
**PATs Attempted:** 5, Shelley vs. Alabama (Sept. 1)  
**PATs Made:** 5, Shelley vs. Alabama (Sept. 1)  
**Punting Attempts:** 8, J. DuVernois vs. Illinois (Oct. 13)  
**Punting Yards:** 367, J. DuVernois vs. Illinois (Oct. 13)  
**Punting Average:** 53.5, David Baska vs. Air Force (Sept. 8)  
**Punt Returns:** 4, Ch. Jones vs. Alabama (Sept. 1)  
**Punt Return Yards:** 56, Ch. Jones vs. Alabama (Sept. 1)  
**Kickoff Returns:** 6, Jordan Broadnax vs. UMass (Sept. 15)  
**Kickoff Return Yards:** 126, J. Broadnax vs. UMass (Sept. 15)/V. Mark vs. Northwestern (Nov. 10)  
**Interceptions:** 2, Manti Te'o at Notre Dame (Sept. 22)  
**Interception Yards:** 53, P.J. Smith  
**Tackles:** 11, Denicos Allen vs. Michigan St. (Oct. 20)  
**Solo Tackles:** 8, D. Allen/I. Lewis vs. Michigan St. (Oct. 20)/D. Proby vs. Northwestern (Nov. 10)  
**Tackles for Loss:** 3, Denicos Allen vs. Michigan St. (Oct. 20)  
**Tackles for Loss Yardage:** 11, Eric Martin at Nebraska (Oct. 27)  
**Sacks:** 1, many players, last vs. Northwestern (Nov. 10)  
**Sack Yardage:** 10, Tuitt at Notre Dame (Sept. 22)  
**Pass Breakups:** 4, Milliner vs. Alabama (Sept. 1)

## TEAM GAME HIGHS

**Rushing Attempts:** 71 vs. Air Force (Sept. 8)  
**Rushing Yards:** 290 vs. Air Force (Sept. 8)  
**Rushing TDs:** 3 vs. Air Force (Sept. 8)  
**Yards Per Rush:** 5.5 vs. Alabama (Sept. 1)  
**Passing Attempts:** 35 at Purdue (Oct. 6)  
**Passing Completions:** 14 vs. UMass (Sept. 15)/ at Nebraska (Oct. 27)/ at Minnesota 11/3/12/ vs. Northwestern (Nov. 10)  
**Passing Yards:** 199 vs. Alabama (Sept. 1)  
**Passing TDs:** 3 vs. Northwestern (Nov. 10)  
**Yards Per Completion:** 18.1 vs. Alabama (Sept. 1)/  
**Total Plays:** 90 vs. Air Force (Sept. 8)  
**Total Yards:** 431 vs. Alabama (Sept. 1)/ vs. Northwestern (Nov. 10)  
**Yards Per Play:** 6.8 vs. Alabama (Sept. 1)  
**Points:** 41 vs. Alabama (Sept. 1)  
**Touchdowns Scored:** 5 vs. Alabama (Sept. 1)  
**Field Goals Attempted:** 3 vs. Alabama (Sept. 1)/ vs. UMass (Sept. 15)/ at Nebraska (Oct. 27)/ at Minnesota 11/3/12  
**Field Goals Made:** 3 at Nebraska (Oct. 27)  
**PATs Attempted:** 5 vs. Alabama (Sept. 1)  
**PATs Made:** 5 vs. Alabama (Sept. 1)  
**Punting Attempts:** 8 vs. Illinois (Oct. 13)  
**Punting Yards:** 367 vs. Illinois (Oct. 13)  
**Punting Average:** 53.5 vs. Air Force (Sept. 8)  
**Punt Return Attempts:** 4 vs. Alabama (Sept. 1)  
**Punt Return Yards:** 56 vs. Alabama (Sept. 1)  
**Kickoff Return Attempts:** 8 at Purdue (Oct. 6)  
**Kickoff Return Yards:** 183 at Purdue (Oct. 6)  
**Interceptions:** 5 at Notre Dame (Sept. 22)  
**Interception Yards:** 69 at Notre Dame (Sept. 22)  
**Turnovers Gained:** 6 at Notre Dame (Sept. 22)  
**Turnovers Lost:** 4 at Purdue (Oct. 6)  
**Sacks:** 3 at Notre Dame (Sept. 22)/ at Minnesota 11/3/12  
**Sacks Against:** 3 vs. Illinois (Oct. 13)  
**First Downs:** 27 vs. Northwestern (Nov. 10)  
**Penalties:** 10 vs. UMass (Sept. 15)  
**Penalty Yards:** 104 at Nebraska (Oct. 27)

2012 MICHIGAN SCORING DRIVES/PLAYS

2012 MICHIGAN SCORING DRIVES

OPPONENT	PLAYS	YARDS	TOP	RESULT	QTR	PLAY
Alabama	3	75	2:05	TD	2	Denard Robinson 6-yard run (Brendan Gibbons kick)
Alabama	5	86	2:16	TD	3	Denard Robinson 44-yard pass to Devin Gardner (Brendan Gibbons kick)
Air Force	2	80	0:48	TD	1	Denard Robinson 79-yard run (Brendan Gibbons kick)
Air Force	8	88	4:09	TD	2	Denard Robinson 30-yard pass to Devin Funchess (Brendan Gibbons kick)
Air Force	1	58	0:24	TD	3	Denard Robinson 58-yard run (Brendan Gibbons kick)
Air Force	7	65	3:32	TD	3	Denard Robinson 7-yard pass to Devin Gardner (Brendan Gibbons kick)
Air Force	11	52	4:03	FG	4	Brendan Gibbons 31-yard FG
UMass	5	65	2:21	TD	1	Denard Robnson 26-yard pass to Devin Funchess (Brendan Gibbons kick)
UMass	8	45	3:57	TD	1	Fitzgerald Toussaint 11-yard run (Brendan Gibbons kick)
UMass	2	71	0:39	TD	2	Vincent Smith 5-yard run (Brendan Gibbons kick)
UMass	5	75	3:02	TD	2	Denard Robinson 42-yard pass to Devin Gardner (Brendan Gibbons kick)
UMass	5	55	2:00	TD	2	Denard Robinson 36-yard run (Brendan Gibbons kick)
UMass	9	83	1:48	TD	2	Taylor Lewan 0-yard fumble recovery (Brendan Gibbons kick)
UMass	5	41	2:02	TD	3	Denard Robinson 18-yard pass to Roy Roundtree (Brendan Gibbons kick)
UMass	10	72	5:08	TD	3	Vincent Smith 9-yard run (Brendan Gibbons kick)
UMass	5	22	2:33	TD	4	Justice Hayes 1-yard run (Brendan Gibbons kick)
Notre Dame	14	42	7:40	FG	4	Brendan Gibbons 33-yard FG
Notre Dame	11	56	3:19	FG	4	Brendan Gibbons 31-yard FG
Purdue	17	78	8:48	TD	1	Fitzgerald Toussaint 1-yard run (Brendan Gibbons kick)
Purdue	8	63	3:55	TD	2	Fitzgerald Toussaint 1-yard run (Brendan Gibbons kick)
Purdue			TD	TD	2	Raymon Taylor 63-yard interception return (Brendan Gibbons kick)
Purdue	7	74	3:47	TD	2	Denard Robinson 23-yard pass to Devin Gardner (Brendan Gibbons kick)
Purdue	8	61	4:15	FG	3	Brendan Gibbons 29-yard FG
Purdue	5	51	2:32	FG	4	Brendan Gibbons 42-yard FG
Purdue	6	17	3:10	FG	4	Brendan Gibbons 27-yard FG
Purdue	4	33	2:05	TD	4	Thomas Rawls 7-yard run (Brendan Gibbons kick)
Illinois	5	85	2:29	TD	1	Denard Robinson 71-yard pass to Jeremy Gallon (Brendan Gibbons kick)
Illinois	9	65	5:07	FG	1	Brendan Gibbons 18-yard FG
Illinois	9	68	3:56	TD	2	Denard Robinson 6-yard run (Brendan Gibbons kick)
Illinois	6	74	2:49	TD	3	Denard Robinson 49-yard run (Brendan Gibbons kick)
Illinois	4	27	1:47	TD	3	Denard Robinson 8-yard pass to Devin Funchess (Brendan Gibbons kick)
Illinois	2	6	0:41	TD	3	Fitzgerald Toussaint 2-yard run (Brendan Gibbons kick)
Illinois	3	72	1:36	TD	4	Thomas Rawls 63-yard run (Brendan Gibbons kick)
Michigan St.	11	77	5:19	FG	2	Brendan Gibbons 24-yard FG
Michigan St.	5	39	0:48	FG	2	Matt Wile 48-yard FG
Michigan St.	10	54	3:26	FG	4	Brendan Gibbons 21-yard FG
Michigan St.	8	41	1:55	FG	4	Brendan Gibbons 38-yard FG
Nebraska	10	44	4:50	FG	2	Brendan Gibbons 52-yard FG
Nebraska	10	67	4:34	FG	2	Brendan Gibbons 24-yard FG
Nebraska	8	58	4:01	FG	3	Brendan Gibbons 38-yard FG
Minnesota	12	91	7:05	TD	2	Devin Gardner 45-yard pass to Drew Dileo (Brendan Gibbons kick)
Minnesota	13	90	5:05	TD	2	Thomas Rawls 2-yard run (Brendan Gibbons kick)
Minnesota	7	86	3:13	TD	3	Devin Gardner 10-yard pass to Jeremy Gallon (Brendan Gibbons kick)
Minnesota	8	79	4:19	TD	4	Devin Gardner 2-yard run (Brendan Gibbons kick)
Minnesota	4	50	2:12	TD	4	Fitzgerald Toussaint 41-yard run (Brendan Gibbons kick)
Northwestern	10	78	5:52	TD	1	Devin Gardner 8-yard run (Brendan Gibbons kick)
Northwestern	10	37	4:57	TD	2	Thomas Rawls 1-yard run (Brendan Gibbons kick)
Northwestern	4	78	2:14	TD	3	Devin Gardner 28-yard pass to Fitzgerald Toussaint (Brendan Gibbons kick)
Northwestern	11	91	4:23	TD	4	Devin Gardner 8-yard pass to Devin Funchess (Brendan Gibbons kick)
Northwestern	3	53	0:16	FG	4	Brendan Gibbons 26-yard FG
Northwestern	5	25	0:00	TD	OT	Devin Gardner 1-yard run (Brendan Gibbons kick)

MICHIGAN OFFENSIVE SCORING DRIVE ANALYSIS

Category	Minus	0-9	10-19	20-29	30-39	40-49	50-59	60-69	70-79	80-89	90-99
Michigan TD	0	1	0	3	2	2	3	4	11	6	3
Michigan FG	0	0	1	0	1	3	6	3	1	0	0

Longest Drives:

Plays: 17 at Purdue (Oct. 6)  
Yards: 91, at Minnesota (Nov. 3)/vs. Northwestern (Nov. 10)  
Time of Possession: 8:48 at Purdue (Oct. 6)

# 2012 OPPONENT SCORING DRIVES/PLAYS

## 2012 OPPONENT SCORING DRIVES

OPPONENT	PLAYS	YARDS	TOP	RESULT	QTR	PLAY
Alabama	9	61	4:22	TD	1	AJ McCarron 2-yard pass to M. Williams (Shelley kick)
Alabama	3	67	0:45	TD	1	AJ McCarron 51-yard pass to White (Shelley kick)
Alabama	3	17	0:51	TD	1	Lacy 9-yard run (Shelley kick)
Alabama	8	61	3:25	FG	2	Shelley 22-yard FG
Alabama				TD	2	Mosley 16-yard interception return (Shelley kick)
Alabama	5	21	1:51	FG	3	Foster 51-yard FG
Alabama	7	57	4:27	TD	4	Yeldon 1-yard run
Air Force	14	71	4:55	FG	1	Parker Herrington 22-yard field goal
Air Force	11	55	3:49	TD	2	Cody Getz 5-yard run (Parker Herrington kick)
Air Force	14	88	4:46	TD	3	Cody Getz 1-yard run (Parker Herrington kick)
Air Force	10	39	3:18	TD	4	Cody Getz 8-yard run (2-pt conf. - Connor Dietz pass to Marc Hendricks)
UMass	13	66	4:26	FG	2	B. Levensgood 25-yard FG
UMass				TD	2	Christian Birt 32-yard interception return (Levensgood kick)
UMass	8	57	1:53	FG	2	B. Levensgood 32-yard FG
Notre Dame	4	1	0:58	FG	2	Brindza 33-yard FG
Notre Dame	8	48	4:49	TD	2	T. Rees 2-yard run (Brindza kick)
Notre Dame	11	53	6:24	FG	4	Brindza 39-yard FG
Purdue	10	50	4:06	FG	2	Paul Griggs 40-yard FG
Purdue	7	36	1:30	TD	2	Caleb TerBush 4-yard pass to O.J. Ross (Griggs kick)
Purdue	14	58	5:02	FG	4	Paul Griggs 37-yard FG
Michigan St.	10	80	4:49	TD	3	Andrew Maxwell 2-yard pass to Paul Lang (Dan Conroy kick)
Michigan St.	18	90	7:49	FG	4	Dan Conroy 19-yard FG
Nebraska	6	72	2:04	TD	2	Taylor Martinez 32-yard pass to Kenny Bell (Brett Maher kick)
Nebraska	4	2	0:49	FG	3	Brett Maher 19-yard FG
Nebraska	4	5	1:38	FG	3	Brett Maher 51-yard FG
Nebraska	9	57	3:05	FG	3	Brett Maher 31-yard FG
Nebraska	3	47	1:13	TD	4	Ameer Abdullah 12-yard run (Brett Maher kick)
Minnesota	6	43	2:42	TD	2	Philip Nelson 10-yard pass to John Rabe (J. Wettstein kick)
Minnesota	13	69	6:15	FG	4	J. Wettstein 26-yard FG
Minnesota	13	69	4:14	FG	4	J. Wettstein 19-yard FG
Northwestern	10	78	4:38	TD	1	Venric Mark 3-yard run (Jeff Budzien kick)
Northwestern	6	56	1:28	TD	2	Trevor Siemian 19-yard pass to C. Dickerson (Jeff Budzien kick)
Northwestern	10	75	1:28	TD	3	Kain Colter 23-yard pass to Dan Vitale (Jeff Budzien kick)
Northwestern	13	53	5:30	FG	3	Jeff Budzien 34-yard FG
Northwestern	8	66	4:46	TD	4	Trevor Siemian 15-yard pass to Tony Jones (Jeff Budzien kick)

## OPPONENT SCORING DRIVE ANALYSIS

Category	Minus	0-9	10-19	20-29	30-39	40-49	50-59	60-69	70-79	80-89	90-99
Opponent TD	0	0	1	0	2	3	3	3	3	2	0
Opponent FG	0	3	0	1	0	6	6	4	1	0	1

### Longest Drives:

**Plays:** 18 vs. Michigan St. (Oct. 20)

**Yards:** 90 vs. Michigan St. (Oct. 20)

**Time of Possession:** 7:49 vs. Michigan St. (Oct. 20)

# 2012 MICHIGAN BIG PLAYS

## 2012 MICHIGAN 20+-YARD PLAYS FROM SCRIMMAGE

### 79 - Run - Denard Robinson vs. Air Force (Sept. 8)

71 - Rec. - Jeremy Gallon from Denard Robinson vs. Alabama (Sept. 1)

### 71 - Rec. - Jeremy Gallon from Denard Robinson vs. Illinois (Oct. 13)

66 - Rec. - Drew Dileo from Denard Robinson vs. UMass (Sept. 15)

### 63 - Run - Thomas Rawls vs. Illinois (Oct. 13)

59 - Run - Denard Robinson at Purdue (Oct. 6)

### 58 - Run - Denard Robinson vs. Air Force (Sept. 8)

53 - Rec. - Roy Roundtree from Devin Gardner vs. Northwestern (Nov. 10)

50 - Run - Fitzgerald Toussaint vs. Northwestern (Nov. 10)

### 49 - Run Denard Robinson vs. Illinois (Oct. 13)

47 - Rec. - Jeremy Gallon from Devin Gardner at Minnesota (Nov. 3)

47 - Rec. - Roy Roundtree from Devin Gardner at Minnesota (Nov. 3)

46 - Run - Denard Robinson at Purdue (Oct. 6)

### 45 - Rec. - Drew Dileo from Devin Gardner at Minnesota (Nov. 3)

### 44 - Rec. - Devin Gardner from Denard Robinson vs. Alabama (Sept. 1)

44 - Run - Denard Robinson vs. Michigan St. (Oct. 20)

### 42 - Rec. - Devin Gardner from Denard Robinson vs. UMass (Sept. 15)

42 - Rec. - Jeremy Gallon from Devin Gardner vs. Northwestern (Nov. 10)

### 41 - Run - Fitzgerald Toussaint at Minnesota (Nov. 3)

38 - Run - Denard Robinson at Purdue (Oct. 6)

38 - Run - Fitzgerald Toussaint vs. Michigan St. (Oct. 20)

### 36 - Run - Denard Robinson vs. UMass (Sept. 15)

35 - Rec. - Drew Dileo from Denard Robinson vs. Michigan St. (Oct. 20)

33 - Rec.- Roy Roundtree from Denard Robinson vs. Illinois (Oct. 13)

33 - Run - Denard Robinson vs. Illinois (Oct. 13)

32 - Rec. - Roy Roundtree from Denard Robinson at Nebraska (Oct. 27)

32 - Rec. - Roy Roundtree from Devin Gardner vs. Northwestern (Nov. 10)

31 - Run - Fitzgerald Toussaint at Notre Dame (Sept. 22)

### 30 - Rec. - Devin Funchess from Denard Robinson vs. Air Force (Sept. 8)

29 - Rec. - Devin Funchess from Denard Robinson vs. Air Force (Sept. 8)

28 - Rec. - Jeremy Gallon from Denard Robinson at Purdue (Oct. 6)

### 28 - Rec. - Fitzgerald Toussaint from Devin Gardner vs. Northwestern (Nov. 10)

26 - Rec. - Devin Funchess from Denard Robinson vs. Air Force (Sept. 8)

### 26 - Rec. - Devin Funchess from Denard Robinson vs. UMass (Sept. 15)

25 - Rec. - Roy Roundtree from Devin Gardner vs. Northwestern (Nov. 10)

24 - Run - Denard Robinson vs. UMass (Sept. 15)

24 - Run - Justice Hayes vs. Illinois (Oct. 13)

### 23 - Rec. - Devin Gardner from Denard Robinson at Purdue (Oct. 6)

22 - Run - Vincent Smith vs. Alabama (Sept. 1)

22 - Rec. - Drew Dileo from Denard Robinson vs. Michigan St. (Oct. 20)

22 - Rec. - Jeremy Gallon from Denard Robinson vs. Michigan St. (Oct. 20)

22 - Rec. - Jerald Robinson from Devin Gardner at Minnesota (Nov. 3)

21 - Rec. - Devin Funchess from Denard Robinson vs. Air Force (Sept. 8)

20 - Rec. - Drew Dileo from Denard Robinson vs. Alabama (Sept. 1)

20 - Rec. Devin Gardner from Denard Robinson vs. Air Force (Sept. 8)

20 - Run - Denard Robinson at Notre Dame (Sept. 22)

20 - Rec. - Jerald Robinson from Denard Robinson at Notre Dame (Sept. 22)

20 - Rec. - Drew Dileo from Denard Robinson vs. Michigan St. (Oct. 20)

20+-yard Receptions - 30 (6, Drew Dileo; 6, Jeremy Gallon; 6, Roy Roundtree; 5, Devin Funchess; 4, Devin Gardner; 2, Jerald Robinson; 1, Fitzgerald Toussaint)

20+-yard Runs - 18 (11, Denard Robinson, 4 Fitzgerald Toussaint, 1 Justice Hayes, 1 Thomas Rawls, 1, Vincent Smith)

**Bold indicates a TOUCHDOWN**

## MICHIGAN WEEK-BY-WEEK LEADERS

Opponent	Rushes	Rushing Yards	Receptions	Receiving Yards	Tackles	TFLs	Sacks
vs. Alabama	13, V. Smith	33, V. Smith	4, Gallon	107, Gallon	9, T. Gordon	1.5, Brink	1.0, Campbell
Air Force	20, D. Robinson	218, D. Robinson	5, Gardner	106, Funchess	11, Ryan	2.0, Clark	--
UMass	15, Toussaint	106, D. Robinson	3, Dileo/Gallon	91, Dileo	7, Hawthorne	2.0, Black	1.0, Bolden
at Notre Dame	26, D. Robinson	90, D. Robinson	3, Gardner/Gallon/ Roundtree	40, Gardner	7, Kovacs/Morgan	1.0, Kovacs	--
at Purdue	24, D. Robinson	235, D. Robinson	3, Gallon	37, Gallon	6, Demens/Ryan/ Morgan	2.0, Ryan/Morgan	1.0, Ryan/Roh
Illinois	18, Toussaint	128, D. Robinson	1, 9 Players	71, Gallon	11, Ryan	3.5, Ryan	1.5, Ryan
Michigan St.	20, D. Robinson	96, D. Robinson	4, Dileo	92, Dileo	11, Morgan	1.0, Ryan	1.0, Ryan
at Nebraska	15, Toussaint	46, D. Robinson	2, Jackson, Smith, Gallon	32, Roundtree	10, Demens	2.0, Roh	1.0, Roh
at Minnesota	16, Rawls	70, Toussaint	4, Gallon/Dileo	72, Gallon	10, Demens	3.0, Ryan	1.0, Kovacs
Northwestern	18, Toussaint	92, Toussaint	7, Gallon	139, Roundtree	11, T. Gordon	2.0, Demens	1.0, Roh/Black
Iowa							
at Ohio State							

# TURNOVER CHART

## MICHIGAN (FORCED 15)

How obtained	Qtr	Player	Plays/Yards	First Downs	Conclusion
<b>Alabama (1)</b>					
Fumble	2	Gordon Force, Taylor Rec.			End of Half
<b>Air Force (0)</b>					
<b>UMass (1)</b>					
Fumble	4	Gyarmati	5/22	2	Touchdown (Hayes 1-yd rush)
<b>Notre Dame (2)</b>					
Interception	1	Golson by Taylor	4/-15	0	Missed field goal
Interception	2	Golson by T. Gordon	4/14	1	Interception
<b>Purdue (4)</b>					
Interception	2	TerBush by Taylor			63-yd interception touchdown return
Fumble	2	Hollowell	4/-1	0	Missed field goal
Interception	4	Marve by T. Gordon	6/17	1	Gibbons 27-yd field goal
Fumble	4	J. Wilson	2/-3	0	End of Game
<b>Illinois (2)</b>					
Interception	3	O'Toole by Demens	4/27	2	Touchdown (Funchess 8-yd catch from D. Robinson)
Fumble	3	Ryan Force, Ojemudia Rec.	2/6	1	Touchdown (Toussaint 2-yd rush)
<b>Michigan St. (1)</b>					
Interception	3	Maxwell by Kovacs	10/54	3	Gibbons 21-yd field goal
<b>Nebraska (2)</b>					
Fumble	2	Washington Force, Heitzman Rec.	3/-9	0	End of Half
Interception	3	Maxwell by Kovacs	10/54	3	Gibbons 21-yd field goal
<b>Minnesota (1)</b>					
Fumble	2	Clark Force, Avery Rec.	4/6	0	Downs
<b>Northwestern (1)</b>					
Fumble	2	Black Force, Bolden Rec.	10/37	4	Touchdown (Rawls 1-yd rush)

## OPPONENT (FORCED 20)

How obtained	Qtr	Player	Plays/Yards	First Downs	Conclusion
<b>Alabama (3)</b>					
Interception	1	Robinson by Milliner	3/17	1	Touchdown
Interception	2	Robinson by Mosley			16 yd interception touchdown return
Interception	4	Bellomy by Lee	2/3	0	End of Game
<b>Air Force (1)</b>					
Interception	2	Robinson by Kusan	11/55	3	Touchdown
<b>UMass (1)</b>					
Interception	2	Robinson by Birt			32 yd interception touchdown return
<b>Notre Dame (6)</b>					
Interception	1	Smith by Baratti	5/18	1	Punt
Interception	2	Robinson by Te'o	4/1	0	33-yd field goal
Interception	2	Robinson by Jackson	4/29	2	Interception (by Gordon)
Interception	2	Robinson by Te'o	8/48	3	2-yd touchdown
Interception	2	Robinson by Russell	0/0		End of Half
Fumble	3	Robinson by Spond	4/21	1	Punt
<b>Purdue (1)</b>					
Fumble	2	Robinson by Gaston	7/36	3	4-yd touchdown
<b>Illinois (1)</b>					
Fumble	4	Bellomy by Monheim	4/(-2)	0	Punt
<b>Michigan St. (1)</b>					
Interception	3	Robinson by Bullough	0/0		End of Half
<b>Nebraska (3)</b>					
Interception	3	Bellomy by P.J. Smith	4/2	0	19-yard field goal
Interception	4	Bellomy by D. Stafford	3/47	2	12-yard Touchdown
Interception	4	Bellomy by Jean-Baptiste	11/43	4	End of Game
<b>Minnesota (1)</b>					
Interception	1	Gardner by C. Thompson	5/-2	1	Punt
<b>Northwestern (2)</b>					
Fumble	2	Toussaint by Ariguzo	6/34	2	Punt
Interception	4	Gardner by D. Dugar	7/1	1	Punt