



ALL-TIME SERIES RECORDS

Opponent	W	L	T	Opponent	W	L	T	Opponent	W	L	T	Opponent	W	L	T
Acme's	1	0	0	Evanston HS	6	1	0	Mesa State	0	2	0	St. Francis (N.Y.)	1	0	0
Air Force	1	1	0	Evansville	5	2	0	Miami (Fla.)	0	3	0	St. John's	1	1	0
Alabama	2	5	0	Fairbanks	1	0	0	Miami (Ohio)	1	1	0	St. Joseph's	2	0	0
Albion	1	2	0	Florida	0	3	0	Michigan	32	109	0	St. Louis	2	1	0
All-Professional	4	1	0	Florida Tech	0	1	0	Michigan State	47	86	1	St. Mary's (Calif.)	1	1	0
Alma	1	0	0	Fort Sheridan	4	0	0	Miejie	1	0	0	St. Mary's (Minn.)	2	0	0
Alumni	2	1	0	Franklin	0	1	0	Milton	7	0	0	St. Peter's (N.J.)	1	0	0
American	2	0	0	Fresno State	1	0	0	Milwaukee	19	9	0	St. Xavier	8	9	1
Amherst	1	1	0	George Mason	0	2	0	Milwaukee West Ends	0	0	1	Saint Louis	2	4	0
Arizona State	0	1	0	Georgetown	4	2	0	Minnesota	75	151	1	Samford	1	0	0
Arkansas	1	1	0	George Williams	7	0	0	Mississippi	2	5	0	San Francisco	0	1	0
Arkansas State	8	10	1	Georgia Southern	0	1	0	Missouri	2	3	0	Santa Clara	0	6	0
Armour	9	2	0	Georgia State	2	1	0	Monmouth	2	0	0	Saufley Field	2	1	0
Armstrong State	1	1	0	Georgia Tech	3	2	0	Morningside	1	1	0	Seahawks	1	0	0
Army	1	2	0	Glenview Air Base	8	1	0	Mount St. Mary's	1	0	0	Seton Hall	0	3	0
Ashland A. C.	1	0	0	Grand Canyon	1	0	0	Murray State	11	16	0	Shell Oilers	1	0	0
Auburn	0	1	0	Great Lakes	11	11	0	Navy	0	1	0	SE Louisiana	3	8	0
Augusta	3	2	0	Hammond	2	0	0	NC State	0	2	0	SE Missouri State	0	1	0
Aurora	4	0	0	Hardin-Simmons	1	3	0	Nebraska	6	3	0	SW Missouri State	0	1	0
Austin HS	2	1	0	Harper	2	0	0	Nebraska-Omaha	1	0	0	South Alabama	3	6	0
Ball State	0	4	0	Hartford	1	0	0	Nevada	0	1	0	South Carolina	5	6	0
Baptist College	1	4	0	Harvard	9	0	0	UNLV	3	8	0	South Louisiana	1	1	0
Baylor	0	1	0	Hawaii	1	3	0	New Mexico	1	7	1	South Florida	1	5	0
Belle City	0	1	0	Hawaii-Hilo	2	0	0	New Mexico State	1	6	0	Southern Methodist	1	1	0
Beloit	19	18	3	Hawaii Pacific	0	1	0	New Orleans	1	3	0	Southern Mississippi	1	0	0
Bloomington	1	0	0	Hillsdale	0	1	0	Nicholls State	0	2	0	Southern Utah	1	0	0
Boston College	3	0	0	Hofstra	1	0	0	Norco Oilers	0	2	0	Spauldings	1	0	0
Bowling Green	3	3	0	Hosie	1	0	0	North Carolina	2	1	0	Spring Arbor	2	0	0
Bradley	4	6	0	Howard	2	0	0	UNC-Wilmington	4	1	0	Springfield (Mass.)	1	0	0
Brigham Young	2	0	0	Illinois	82	160	1	North Central	15	1	0	Stetson	3	6	0
Bucknell	2	2	0	Illinois Benedictine	2	0	0	North Dakota	1	1	0	Stony Brook	1	0	0
Butler	0	2	0	Illinois-Chicago	64	23	1	North Division HS	4	0	0	Temple	1	0	0
California	0	2	0	Ill. Inst. of Tech.	2	0	0	Northeastern	2	3	0	Tennessee	2	0	0
UCLA	0	3	0	Illinois Navy Pier	6	3	0	Northeastern Illinois	28	12	0	Tennessee Tech	1	0	0
UC Riverside	1	1	0	Illinois State	13	7	0	Northern Illinois	12	14	0	Texas	0	1	1
Cal State Northridge	4	8	0	Illinois Tech	8	1	0	Northern Iowa	6	3	0	Texas-Arlington	1	4	0
Campbell	2	4	0	Illinois Wesleyan	5	6	1	North Park	16	3	1	Texas Christian	1	1	0
Carleton	3	0	0	Indiana	78	98	2	Northwestern Academy	1	0	0	Texas Tech	2	4	0
Carpenters	1	0	0	Indian Hills JC	2	2	0	NU Law School	1	0	0	Towson	0	1	0
Carthage	1	0	0	Iowa	97	127	0	Notre Dame	58	66	1	Trinity International	2	0	0
Central College	0	1	0	Iowa State	5	2	0	Oak Park HS	3	0	0	Triton	2	0	0
Central Connecticut	3	0	0	Jacksonville State	0	3	0	Oakland	1	0	0	Troy State	2	1	0
Central Florida	3	3	1	Jenney & Graham	1	0	0	Oberlin	2	1	0	Tulane	15	26	0
Chicago	53	64	2	Johns Hopkins	1	0	0	Oglethorpe	1	1	0	Utah Valley	0	1	0
Chicago A. A.	1	0	0	Joliet	4	0	0	Ohio	0	1	0	Valdosta State	1	1	0
Chicago A. S.	0	0	1	Kalamazoo	1	0	0	Ohio State	46	89	0	Valparaiso	22	9	0
Chicago Illini	8	1	0	Kansas	3	4	0	Oklahoma	1	2	0	Vanderbilt	1	0	0
Chicago Socials	0	1	0	Kansas State	1	4	0	Oklahoma City	1	0	0	Vermont	9	3	0
Chicago State	27	6	0	Keasel & O'Connor	0	1	0	Oklahoma State	1	2	0	Villanova	0	1	0
Chicago W. Stockings	0	3	0	Keesler Field	8	7	1	Olivet Nazarene	11	0	0	Virginia Commonwealth	1	1	0
Cincinnati	5	1	0	Kent State	1	1	0	Oral Roberts	0	1	0	Wabash	1	4	0
The Citadel	1	0	0	Kentucky	0	5	0	Oregon State	2	0	0	Wake Forest	5	1	0
Clemson	0	2	0	Kentucky Wesleyan	2	0	0	Pacific	1	3	0	Waseda	0	2	0
Cleveland State	3	1	0	Knox	7	1	0	Pan American	1	10	0	Washington	1	3	0
Coastal Carolina	3	1	0	Lake City College	2	0	0	Parsons	0	2	0	Washington State	1	1	0
Colgate	1	0	0	Lake Forest	52	12	0	Penn State	35	37	0	West Division HS	2	0	0
Columbia	3	1	0	Lake Shores	2	0	0	Pensacola NAS	11	1	0	West Virginia	1	2	0
Columbus	2	0	0	Lake View HS	4	0	0	Pepperdine	0	5	0	Western Carolina	0	3	0
Concordia	1	1	0	Lamar	0	1	0	Coll. of Phys. & Surg.	5	0	0	Western Illinois	2	2	0
Connecticut	2	1	0	Lewis	9	17	2	Pittsburgh	1	0	0	Western Michigan	14	25	2
Contests	1	0	0	Lewis-Clark State	0	1	0	Portland	1	2	0	Western State	0	2	0
Cornell	1	3	0	Little Rock	0	1	0	Portland State	0	2	0	Wheaton	26	3	1
Corry Field	0	1	0	LIU Brooklyn	1	0	0	Prairies	2	0	0	Whiting Field	8	2	0
Creighton	1	2	0	Louisiana	4	5	0	Princeton	0	2	0	Wichita State	1	5	0
Dallas Baptist	0	1	0	Louisiana Institute	1	2	1	Providence	1	0	0	Winthrop	0	1	0
Dartmouth	9	5	0	Louisiana State	1	2	0	Purdue	84	109	2	Wisconsin	77	137	5
Delta State	1	3	0	Louisville	8	5	0	Racine	9	17	0	UW-Oshkosh	0	2	0
DePaul	1	0	0	Loyola	2	0	0	Ravenswood	0	1	0	UW-Parkside	7	2	0
DePauw	2	0	0	Loyola Marymount	5	8	0	Rice	1	1	0	Wright State	3	1	0
Division HS	1	0	0	Luther	2	7	0	Richmond	2	0	0	Xavier	4	2	0
Dixon	1	2	0	UMBC	1	0	0	Rider	0	1	0	Yale	2	1	0
Drexel	0	1	0	Massachusetts	4	4	0	Robert Morris (Ill.)	1	1	0				
East Carolina	1	1	0	Marist	0	1	0	Rockford	5	0	0				
Eastern Illinois	1	0	0	McKinley HS	1	0	0	Rollins	0	7	0				
Eastern Michigan	1	0	0	McNeese State	0	1	0	Rush	6	3	0				
Elmhurst	12	5	0	Memphis State	4	7	1	Rutgers	2	1	0				
Englewood HS	1	0	0	Mercer	0	1	0	St. Francis	13	8	0				

Overall record: 1,694-1,923-36
Big Ten record: 654-1,095-12

YEAR-BY-YEAR RESULTS



Year	Overall				Big Ten			Place	Coach	
	W	L	T	Pct.	W	L	T			Pct.
1869	No intercollegiate games								—	
1870	No intercollegiate games								—	
1871	5	2	0	.714	—	—	—	—	—	
1872	0	2	0	.000	—	—	—	—	—	
1873	No intercollegiate games								—	
1874	3	4	0	.429	—	—	—	—	—	
1875	6	0	0	1.000	—	—	—	—	—	
1876	4	4	1	.500	—	—	—	—	—	
1877	3	4	0	.429	—	—	—	—	—	
1878	0	2	0	.000	—	—	—	—	—	
1879	4	2	0	.667	—	—	—	—	—	
1880	2	0	0	1.000	—	—	—	—	—	
1881	No intercollegiate games								—	
1882	2	4	0	.333	—	—	—	—	—	
1883	7	0	0	1.000	—	—	—	—	—	
1884	2	1	0	.667	—	—	—	—	—	
1885	1	3	0	.250	—	—	—	—	—	
1886	2	2	0	.500	—	—	—	—	—	
1887	3	5	0	.375	—	—	—	—	—	
1888	6	4	0	.600	—	—	—	—	Billy Sunday	
1889	6	1	0	.857	—	—	—	—	—	
1890	4	3	0	.571	—	—	—	—	—	
1891	6	2	0	.750	—	—	—	—	—	
1892	0	7	1	.063	—	—	—	—	—	
1893	2	7	1	.250	—	—	—	—	—	
1894	17	3	0	.850	—	—	—	—	John Kedzie	
1895	7	10	0	.412	—	—	—	—	John Kedzie	
1896	5	7	2	.429	—	—	—	—	John Kedzie	
1897	9	2	0	.818	—	—	—	—	John Kedzie	
1898	2	15	0	.118	1	8	0	.111	4th/4	W.J. Bryan
1899	8	7	0	.533	2	6	0	.250	t4th/5	W.J. Bryan
1900	7	14	0	.333	2	7	0	.222	5th/5	W.J. Bryan
1901	4	11	0	.267	1	7	0	.125	5th/5	W.J. Bryan
1902	9	6	0	.600	3	6	0	.333	4th/5	W.J. Bryan
1903	3	13	0	.188	1	10	0	.091	5th/5	Horace Butterworth
1904	1	11	0	.083	0	8	0	.000	5th/5	Harry Fleager
1905	7	9	0	.438	—	—	—	—	—	Harley Parker
1906	3	7	0	.300	1	5	0	.167	t6th/8	Charles Hollister
1907	2	7	0	.222	1	7	0	.125	7th/8	A.B. Cunningham
1908	2	7	0	.222	1	7	0	.125	7th/8	A.B. Cunningham
1909	3	5	0	.375	2	4	0	.333	4th/8	A.G. Rundle
1910	0	9	0	.000	0	9	0	.000	8th/8	A.G. Rundle
1911	1	11	0	.083	0	10	0	.000	8th/8	A.G. Rundle
1912	3	6	1	.350	3	6	1	.350	5th/7	L.C. Holsinger
1913	6	6	0	.500	3	5	0	.375	6th/9	Dennis Grady
1914	4	5	0	.444	3	6	0	.333	9th/9	Fred Murphy
1915	6	4	1	.591	6	4	0	.600	3rd/9	Fred Murphy
1916	1	8	0	.111	1	8	0	.111	8th/8	Fred Murphy
1917	4	4	0	.500	4	4	0	.500	4th/8	Willie McGill
1918-1920	No Team								—	
1921	6	10	0	.375	2	9	0	.182	9th/9	Jack Sawtelle
1922	2	8	0	.200	3	6	0	.333	t7th	Henry Symanski
1923	5	8	0	.385	3	8	0	.273	8th	Maury Kent
1924	3	10	0	.231	3	8	0	.273	9th	Maury Kent
1925	2	10	0	.167	2	10	0	.167	9th	Maury Kent
1926	5	6	0	.455	5	6	0	.455	5th	Maury Kent
1927	5	6	0	.455	5	6	0	.455	6th	Maury Kent
1928	2	14	0	.125	0	12	0	.000	10th	Maury Kent
1929	9	13	0	.409	5	6	0	.455	5th	Paul Stewart
1930	7	10	1	.417	6	6	0	.500	t4th	Paul Stewart
1931	10	4	1	.700	6	3	0	.667	3rd	Paul Stewart
1932	12	8	0	.600	2	7	0	.222	10th	Paul Stewart
1933	6	14	0	.300	3	7	0	.300	8th	Paul Stewart
1934	10	13	0	.435	5	7	0	.417	8th	Paul Stewart
1935	6	13	0	.316	3	8	0	.273	9th	Paul Stewart
1936	7	15	0	.318	0	11	0	.000	10th	Burt Ingwersen
1937	11	13	1	.460	4	5	0	.444	7th	Burt Ingwersen
1938	8	15	0	.348	4	8	0	.333	10th	Burt Ingwersen
1939	9	8	0	.529	7	5	0	.583	t4th	Burt Ingwersen
1940	14	10	1	.580	9	3	0	.750	t1st	Stan Klores
1941	11	14	0	.440	5	7	0	.417	t7th	Stan Klores
1942	10	9	0	.526	4	8	0	.333	9th	Maury Kent
1943	1	10	0	.091	1	6	0	.143	8th/9	Maury Kent
1944	13	3	1	.794	8	2	0	.800	2nd	Wes Fry

Year	Overall				Big Ten			Place	Coach	
	W	L	T	Pct.	W	L	T			Pct.
1945	7	13	0	.350	4	6	0	.400	7th/9	Wes Fry
1946	8	12	0	.400	3	7	0	.300	8th	Wes Fry
1947	12	13	0	.480	5	6	0	.455	6th/9	Don Heap
1948	9	12	1	.432	1	11	0	.083	9th/9	Don Heap
1949	7	17	1	.300	3	9	0	.250	t8th/9	Fred Lindstrom
1950	14	7	0	.667	4	6	0	.400	6th/9	Fred Lindstrom
1951	11	9	0	.550	5	6	0	.455	6th	Fred Lindstrom
1952	12	11	0	.522	5	5	0	.500	t6th	Fred Lindstrom
1953	12	12	0	.500	2	9	0	.182	t8th	Fred Lindstrom
1954	15	11	0	.577	7	6	0	.538	5th	Fred Lindstrom
1955	17	10	0	.630	7	7	0	.500	6th	Fred Lindstrom
1956	10	8	0	.556	6	7	0	.462	5th	Fred Lindstrom
1957	15	6	0	.714	5	2	0	.714	1st	Fred Lindstrom
1958	11	15	0	.423	4	10	0	.286	9th	Fred Lindstrom
1959	12	12	1	.500	6	8	0	.429	6th	Fred Lindstrom
1960	17	9	0	.654	6	5	0	.545	4th	Fred Lindstrom
1961	10	18	0	.357	4	11	0	.267	9th	Fred Lindstrom
1962	11	16	0	.407	5	9	0	.357	t7th	George McKinnon
1963	14	10	0	.583	6	8	0	.429	7th	George McKinnon
1964	9	17	0	.346	4	11	0	.267	9th	George McKinnon
1965	7	17	0	.292	1	14	0	.067	10th	George McKinnon
1966	7	21	3	.274	2	13	0	.133	10th	George McKinnon
1967	11	22	0	.333	4	13	0	.235	10th	George McKinnon
1968	15	27	1	.360	6	12	0	.333	8th	George McKinnon
1969	8	24	0	.250	2	14	0	.125	10th	George McKinnon
1970	6	24	1	.210	2	14	0	.125	10th	George McKinnon
1971	18	22	0	.450	5	13	0	.278	10th	George McKinnon
1972	17	14	0	.548	10	8	0	.556	5th	George McKinnon
1973	28	12	0	.700	8	8	0	.500	t4th	George McKinnon
1974	21	15	0	.583	7	9	0	.437	7th	George McKinnon
1975	12	26	0	.316	6	12	0	.333	8th	George McKinnon
1976	18	18	0	.500	5	11	0	.313	9th	George McKinnon
1977	27	16	0	.628	7	9	0	.438	7th	George McKinnon
1978	17	18	1	.486	6	10	0	.375	8th	George McKinnon
1979	21	18	0	.538	5	11	0	.313	8th	George McKinnon
1980	20	21	0	.488	5	11	0	.313	9th	George McKinnon
1981	17	33	0	.340	3	13	0	.188	t4th/5	George McKinnon
1982	25	27	1	.481	7	9	0	.438	3rd/5	Ron Wellman
1983	32	20	2	.611	6	9	0	.400	t3rd/5	Ron Wellman
1984	44	18	1	.706	9	6	1	.594	2nd/5	Ron Wellman
1985	40	18	0	.690	7	9	0	.438	4th/5	Ron Wellman
1986	39	14	0	.736	9	7	0	.563	3rd/5	Ron Wellman
1987	23	20	1	.534	5	11	0	.313	t4th/5	Larry Cochell
1988	28	28	0	.500	11	17	0	.393	t8th	Paul Stevens
1989	26	30	3	.466	15	13	0	.536	6th	Paul Stevens
1990	24	32	0	.429	6	21	0	.222	10th	Paul Stevens
1991	27	28	1	.491	15	12	1	.554	3rd	Paul Stevens
1992	18	38	0	.321	8	20	0	.286	10th	Paul Stevens
1993	27	27	0	.500	15	13	0	.536	5th	Paul Stevens
1994	34	22	0	.607	10	18	0	.357	9th	Paul Stevens
1995	36	19	0	.655	15	13	0	.536	3rd	Paul Stevens
1996	26	29	0	.473	10	18	0	.357	8th	Paul Stevens
1997	20	35	0	.364	9	19	0	.321	9th	Paul Stevens
1998	27	26	0	.509	10	18	0	.357	8th	Paul Stevens
1999	24	29	0	.453	10	18	0	.357	9th	Paul Stevens
2000	30	27	0	.526	13	15	0	.464	6th	Paul Stevens
2001	24	32	0	.429	11	17	0	.393	7th	Paul Stevens
2002	26	29	0	.472	14	15	0	.483	6th	Paul Stevens
2003	25	25	0	.500	15	14	0	.517	5th	Paul Stevens
2004	26	28	1	.481	14	18	0	.438	7th	Paul Stevens
2005	26	28	0	.481	14	18	0	.438	7th	Paul Stevens
2006	26	33	0	.441	21	11	0	.656	2nd	Paul Stevens
2007	18	36	0	.333	9	23	0	.281	9th	Paul Stevens
2008	21	28	0	.429	14	18	0	.438	7th	Paul Stevens
2009	15	34	1	.310	5	17	0	.227	9th	Paul Stevens
2010	24	32	0	.429	13	11	0	.532	t3rd	Paul Stevens
2011	20	29	0	.408	10	13	0	.435	8th	Paul Stevens
2012	18	36	0	.333	6	18	0	.250	11th	Paul Stevens



ANNUAL LEADERS

Batting Average

(Min. two at-bats per game)

Year	Player	H-AB	Avg.
1981	Jon Osborne	57-165	.345
1982	Tom Hildebrand	65-177	.367
1983	Michael Huff	52-144	.361
1984	Dan Grunhard	78-173	.451
1985	Joe Girardi	71-182	.390
1986	Al Quintana	51-149	.342
1987	Brian Chisdak	55-152	.362
1988	Chris Beacom	70-192	.365
1989	Tim Buhe	61-183	.333
1990	Joe Perona	67-182	.368
1991	Joe Perona	78-203	.384
1992	Todd Venezia	67-174	.385
1993	Mark Loretta	75-184	.408
1994	Ron Rojas	72-197	.365
1995	Jim Reeder	61-178	.343
1996	Jim Reeder	75-199	.377
1997	Pat Thompson	53-140	.379
1998	Mike Stritch	67-179	.374
1999	Jeremy Kurella	73-210	.348
2000	Joe Hietpas	77-205	.376
2001	Todd Morgan	39-115	.339
2002	Brandon Ackley	64-210	.305
2003	Jon Mikrut	57-180	.317
2004	Mark Ori	73-191	.382
2005	Pat McMahon	82-205	.400
2006	Antonio Mulé	76-213	.357
2007	Jake Owens	85-221	.385
2008	Mike Kalina	56-146	.384
2009	Kenneth Avila	45-151	.298
2010	Zach Morton	70-193	.363
2011	Chris Lashmet	67-190	.353
2012	Zach Morton	62-209	.297

At-Bats

Year	Player	No.
1981	Jon Osborne	165
1982	Tom Hildebrand	177
1983	Tom Hildebrand	188
1984	Tom Hildebrand	207
1985	Tom Hildebrand	208
1986	Joe Girardi	172
1987	Chris Beacom	159
1988	Bob Brucato	203
1989	Chris Beacom	200
1990	Tim Jackson	191
	Mike Stein	191
1991	Mike Stein	205
1992	Mark Loretta	187
1993	Mark Loretta	184
1994	Ron Rojas	197
1995	Ron Rojas	201
1996	Jim Reeder	199
1997	Ollie Dunn	220
1998	Jeremy Kurella	199
1999	Jeremy Kurella	210
2000	Jeremy Kurella	235
2001	Eric Roeder	219
2002	Brandon Ackley	210
2003	Jon Mikrut	180
2004	Jason Krynski	214
2005	Jon Mikrut	219
2006	Jake Owens	235
2007	Jake Owens	221
2008	Jake Owens	200
2009	Tommy Finn	200
2010	Arby Fields	226
2011	Kyle Ruchim	192
2012	Paul Snieder	212

Runs Scored

Year	Player	G	Runs
1981	Steve Bogan	40	40
1982	Tom Hildebrand	53	40
1983	Reggie Hammonds	54	41
1984	Michael Huff	53	54

1985	Tom Hildebrand	58	67
1986	Mark Slattery	47	44
1987	Brian Chisdak	44	37
1988	Bob Brucato	56	45
1989	Brian Chisdak	58	35
1990	Tim Jackson	56	39
	Mike Stein	55	39
1991	Mike Stein	56	54
1992	Mark Loretta	54	47
1993	Mark Loretta	53	38
1994	Ron Rojas	56	51
1995	Carmen Bucci	55	48
1996	Jim Reeder	55	47
1997	Ollie Dunn	55	41
1998	Jeremy Kurella	53	42
1999	Jeremy Kurella	53	53
2000	Jeremy Kurella	57	50
2001	Eric Roeder	56	35
2002	David Gresky	54	36
2003	David Gresky	50	35
2004	Jason Krynski	55	38
2005	Pat McMahon	52	44
2006	Jake Owens	59	48
2007	Jake Owens	54	48
2008	Jake Owens	49	45
2009	Tony Vercelli	49	32
2010	Chad Noble	56	42
2011	Trevor Stevens	49	40
2012	Zach Morton	52	34

Hits

Year	Player	G	Hits
1981	Jon Osborne	50	57
1982	Tom Hildebrand	52	65
1983	Michael Huff	44	52
1984	Dan Grunhard	57	78
1985	Tom Hildebrand	58	81
1986	Joe Girardi	53	54
1987	Chris Beacom	44	56
1988	Chris Beacom	56	70
1989	Tim Buhe	59	61
1990	Joe Perona	56	67
1991	Joe Perona	56	78
1992	Todd Venezia	56	67
1993	Mark Loretta	53	75
1994	Ron Rojas	56	72
1995	Carmen Bucci	55	66
1996	Jim Reeder	55	75
1997	Ollie Dunn	55	71
1998	Mike Stritch	51	67
	Pat Thompson	52	67
1999	Jeremy Kurella	53	73
2000	Jeremy Kurella	57	81
2001	Eric Roeder	56	64
2002	Brandon Ackley	55	64
2003	Jon Mikrut	50	57
2004	Mark Ori	54	73
2005	Pat McMahon	52	82
2006	Antonio Mulé	57	76
2007	Jake Owens	54	85
2008	Jake Owens	49	65
2009	Trevor Stevens	50	54
2010	Paul Snieder	56	76
2011	Chris Lashmet	49	67
2012	Zach Morton	52	62

Runs Batted In

Year	Player	G	RBI
1981	Jon Osborne	50	49
1982	Eric Mogentale	52	44
1983	Reggie Hammonds	54	41
1984	Dan Grunhard	57	53
1985	Tom Hildebrand	58	58
1986	Joe Girardi	53	45
1987	Chris Beacom	44	40
1988	Bob Brucato	56	51
1989	Tim Buhe	59	37
1990	Joe Perona	56	37

1991	Joe Perona	56	50
1992	Rob Tobin	53	39
	Todd Venezia	56	39
1993	Sloan Smith	54	43
1994	Dake Torberg	56	43
1995	Brian Fuller	53	50
1996	Jim Reeder	55	48
1997	Brian Baron	53	50
1998	Mike Stritch	51	49
1999	Joe Hietpas	52	44
2000	Joe Hietpas	56	50
2001	Eric Roeder	56	38
2002	David Gresky	54	31
2003	David Gresky	50	43
2004	Jon Mikrut	54	43
2005	Anthony Wycklendt	54	52
2006	Antonio Mulé	57	47
2007	Antonio Mulé	54	41
2008	Jake Goebbert	49	48
2009	Tony Vercelli	49	40
2010	Chris Lashmet	55	43
2011	Paul Snieder	49	42
2012	Jack Havey	52	32

Doubles

Year	Player	G	2B
1981	Jon Osborne	50	11
1982	Tom Tucci	39	11
	Eric Mogentale	52	11
1983	Mark Owens	51	11
1984	Joe Girardi	55	17
1985	Tom Hildebrand	58	15
1986	Joe Girardi	53	13
1987	Chris Beacom	44	16
1988	Bob Brucato	56	13
1989	Chris Beacom	59	9
	Tim Buhe	59	9
	Tom Dodge	58	9
	Tim Jackson	55	9
1990	Joe Perona	56	20
1991	Mike Stein	56	18
1992	Todd Venezia	56	12
1993	Mark Loretta	53	12
1994	Dave McNally	56	15
1995	Brian Fuller	53	17
1996	Neil Pacenti	53	19
1997	Brian Baron	54	12
	Ollie Dunn	55	12
	Nick Franzese	52	12
1998	Mike Stritch	51	17
1999	Robert Dainton	53	13
	Joe Hietpas	52	13
2000	Joe Hietpas	56	19
2001	Steve Haake	45	15
2002	David Gresky	54	15
2003	Jon Mikrut	50	14
2004	Jason Krynski	55	15
2005	Pat McMahon	52	18
2006	Pat McMahon	59	14
2007	Jake Goebbert	54	14
2008	Jake Goebbert	49	22
2009	Tommy Finn	50	15
2010	Paul Snieder	56	15
	Arby Fields	55	15
2011	Chris Lashmet	49	16
2012	Kyle Ruchim	54	12

Triples

Year	Player	G	3B
1981	Steve Bogan	40	3
1982	Steve Bogan	50	4
1983	Reggie Hammonds	54	5
1984	Michael Huff	53	8
1985	Joe Girardi	55	4
	Ed Tompa	55	4
	Scott Barczy	55	4
	Michael Huff	42	4
1986	Joe Girardi	53	3

	Scott Barczy	51	3
1987	Scott Barczy	41	4
1988	Chris Beacom	56	2
	Brian Chisdak	54	2
1989	Brian Chisdak	58	5
1990	Joe Perona	56	6
1991	Mike Stein	56	4
1992	Sloan Smith	56	5
1993	Mark Loretta	53	6
1994	Ron Rojas	56	2
	Brian Fuller	52	2
	Patrick Wright	37	2
1995	Jim Reeder	55	5
1996	Jim Reeder	55	3
	Keith Haan	35	3
1997	Mike Stritch	7	2
	Mike Adams	29	2
1998	Jeremy Kurella	53	6
1999	Robert Dainton	53	3
2000	Jeremy Kurella	57	5
2001	Steve Haake	45	4
2002	Steve Haake	53	3
	David Gresky	54	3
2003	Jon Mikrut	50	3
2004	Anthony Wycklendt	55	4
2005	Jon Mikrut	54	4
	Max Mann	49	4
2006	Antonio Mulé	57	4
2007	Antonio Mulé	54	2
	Jake Goebbert	54	2
	Aaron Newman	54	2
2008	Jake Owens	49	5
2009	Paul Snieder	46	2
2010	Chad Noble	49	4
2011	Trevor Stevens	49	4
2012	Kyle Ruchim	54	2
	Paul Snieder	54	2

Home Runs

Year	Player	G	HR
1981	Eric Shellenback	48	10
1982	Eric Mogentale	52	11
1983	Eric Mogentale	54	8
	Reggie Hammonds	54	8
1984	Eric Mogentale	60	14
1985	Tom Hildebrand	58	12
1986	Al Quintana	46	9
1987	Chris Beacom	44	6
1988	Bob Brucato	56	15
1989	Tim Buhe	59	8
1990	Joe Perona	56	5
1991	Joe Perona	56	9
1992	Matt Huff	50	13
1993	Matt Huff	52	11
	Sloan Smith	54	11
1994	Brian Fuller	52	7
1995	Brian Fuller	53	10
	Mike Stritch	51	10
1996	Jim Reeder	55	10
	Mike Stritch	54	10
1997	Pat Thompson	42	4
	Nick Franzese	52	4
1998	Mike Stritch	51	7
	Joe Hietpas	43	7
1999	Joe Hietpas	52	11
2000	Joe Hietpas	56	5
2001	Joe Hietpas	55	4
	Jason Krynski	33	4
	Steve Haake	45	4
2002	Ken Padgett	54	6
	Jon Mikrut	54	6
2003	David Gresky	50	9
2004	Jason Krynski	55	8
	Dan Pohlman	55	8
2005	Anthony Wycklendt	54	10
2006	Antonio Mulé	57	11
2007	Antonio Mulé	54	8
2008	Jake Goebbert	49	10

ANNUAL LEADERS



2009	Tony Vercelli	49	11
2010	Chris Lashmet	55	8
2011	Paul Snieder	48	6
2012	Jack Havey	52	5
	Paul Snieder	54	5

Total Bases

Year	Player	G	TB
1981	Jon Osborne	50	93
1982	Eric Mogentale	52	103
1983	Reggie Hammonds	54	98
1984	Dan Grunhard	57	131
1985	Tom Hildebrand	58	136
1986	Joe Girardi	53	94
1987	Chris Beacom	44	92
1988	Bob Brucato	56	129
1989	Brian Chisdak	58	97
1990	Joe Perona	56	114
1991	Joe Perona	56	122
1992	Todd Venezio	56	117
1993	Mark Loretta	53	108
1994	Ron Rojas	56	104
1995	Brian Fuller	53	108
1996	Jim Reeder	55	122
1997	Ollie Dunn	55	94
1998	Mike Stritch	51	107
1999	Joe Hietpas	52	110
2000	Jeremy Kurella	57	118
2001	Steve Haake	45	83
	Eric Roeder	56	83
2002	Brandon Ackley	55	94
2003	David Gresky	50	98
2004	Dan Pohlman	55	108
2005	Pat McMahon	52	118
2006	Antonio Mulé	57	125
2007	Antonio Mulé	54	109
2008	Jake Goebbert	49	115
2009	Tony Vercelli	49	93
2010	Paul Snieder	56	116
2011	Chris Lashmet	49	94
2012	Kyle Ruchim	54	84

Stolen Bases

Year	Player	G	SB/SBA
1981	Steve Bogan	40	15/17
1982	Steve Bogan	50	21/24
1983	Michael Huff	44	26/31
1984	Michael Huff	53	30/35
1985	Michael Huff	42	20/22
1986	Scott Barczy	51	25/32
1987	Scott Barczy	41	17/21
1988	Brian Chisdak	54	21/29
	Todd Frese	54	21/33
1989	Brian Chisdak	58	21/27
1990	Tim Jackson	56	17/26
	Mike Stein	55	17/21
1991	Joe Perona	56	20/26
1992	Sloan Smith	56	11/14
1993	Mark Loretta	53	20/22
1994	Dave McNally	56	11/19
1995	Ken Killian	44	17/23
1996	Chris Pederson	54	17/19
1997	J.P. Williamson	54	13/19
1998	Ken Kilian	47	13/15
1999	Jeremy Kurella	53	18/22
2000	Jeremy Kurella	57	41/51
2001	Eric Roeder	56	14/20
2002	Eric Roeder	53	10/12
2003	Brandon Ackley	47	7/7
	David Gresky	50	7/8
2004	Anthony Wycklendt	55	5/6
2005	Aaron Newman	47	21/25
2006	Aaron Newman	51	13/17
2007	Jake Owens	54	18/22
2008	Jake Owens	49	12/20
2009	Trevor Stevens	50	7/9
2010	Trevor Stevens	56	15/22

2011	Trevor Stevens	49	10/14
2012	Kyle Ruchim	54	10/13

Wins

Year	Player	Record
1981	John Trautwein	4-3
	Bruce Ringstand	4-4
1982	Paul Tichy	6-5
1983	Marty Clary	10-1
1984	Bob Miller	10-4
1985	Bob Miller	9-2
1986	Grady Hall	11-1
1987	Tom Borgula	4-2
	John Humphreys	4-2
	E. Cunningham	4-3
	Tony Ariola	4-6
1988	Bob Brucato	6-3
1989	Gregg Martin	7-2
1990	Tom Sandt	5-4
1991	Dan Jones	7-3
1992	Tom Sandt	4-5
	Jason Wallace	4-5
	Brian Cummings	4-7
1993	Rick Whipple	6-6
1994	Chad Schroeder	8-4
	Brad Neidermaier	8-6
1995	Brad Neidermaier	10-5
1996	Brad Brasser	6-2
1997	Brad Brasser	7-5
1998	John Seaman	9-6
1999	J.J. Standing	7-7
2000	Zach Schara	8-5
2001	Zach Schara	7-6
	Mike Nall	7-7
2002	Gabe Ribas	6-4
2003	J.A. Happ	7-6
2004	J.A. Happ	6-3
	Dan Brauer	6-5
2005	George Kontos	5-4
2006	Dan Brauer	7-2
2007	Dan Schwartz	4-4
	Joe Muraski	4-4
2008	Eric Jokisch	8-2
2009	Eric Jokisch	4-7
2010	Francis Brooke	5-5
	Eric Jokisch	5-7
2011	Luke Farrell	6-3
2012	Brandon Magallones	7-5

Earned-Run Average (Min. one inning pitched per team game)

Year	Player	Innings	ERA
1981	John Trautwein	51.0	3.53
1982	John Trautwein	73.2	4.28
1983	Marty Clary	79.1	2.38
1984	Grady Hall	87.2	2.77
1985	Grady Hall	79.2	2.71
1986	Grady Hall	70.0	2.31
1987	E. Cunningham	52.1	3.96
1988	Tony Ariola	61.0	3.69
1989	Dave Van Winkle	81.2	4.52
1990	Dan Jones	62.0	5.95
1991	Dan Jones	82.0	2.63
1992	Tom Sandt	77.2	5.10
1993	Rick Whipple	84.2	4.15
1994	Brad Neidermaier	90.1	3.89
1995	Chad Schroeder	93.2	2.79
1996	Brad Brasser	65.1	1.93
1997	Brad Brasser	77.0	5.14
1998	John Seaman	82.0	3.07
1999	Dan Padgett	57.1	5.18
2000	Zach Schara	106.0	3.06
2001	Zach Schara	96.0	3.84
2002	Ryan Bos	80.1	2.91
2003	Dan Konecny	89.0	3.24
2004	J.A. Happ	94.0	2.68

2005	Andrew Smith	73.1	5.03
2006	Dan Brauer	92.2	3.30
2007	Ryan Myers	71.2	5.15
2008	Eric Jokisch	73.1	4.17
2009	Joe Muraski	81.1	5.31
2010	Francis Brooke	89.1	4.33
2011	Luke Farrell	81.0	3.33
2012	Francis Brooke	97.0	2.51

Innings Pitched

Year	Player	G	Innings
1981	John Trautwein	11	51.0
1982	John Trautwein	16	73.2
1983	Marty Clary	14	79.1
1984	Paul Tichy	15	93.1
1985	Bob Miller	15	81.1
1986	Grady Hall	14	70.0
1987	Tony Ariola	11	68.0
1988	E. Cunningham	13	70.0
1989	Dave Van Winkle	15	81.2
1990	Jeff Roberts	19	68.0
1991	Dan Jones	13	82.0
1992	Tom Sandt	13	77.2
1993	Rick Whipple	16	84.2
1994	Brad Neidermaier	16	90.1
1995	Brad Neidermaier	17	104.1
1996	Chad Schroeder	15	85.1
1997	Brad Brasser	13	77.0
1998	John Seaman	20	82.0
1999	J.J. Standing	13	84.2
2000	Zach Schara	15	106.0
2001	Zach Schara	15	96.0
2002	Gabe Ribas	17	89.1
2003	Dan Konecny	14	89.0
2004	J.A. Happ	14	94.0
2005	Evan Blesoff	15	80.1
2006	George Kontos	16	95.1
2007	Ryan Myers	10	71.2
2008	Eric Jokisch	12	73.1
2009	Eric Jokisch	13	88.2
2010	Eric Jokisch	15	92.1
2011	Luke Farrell	13	81.0
2012	Francis Brooke	15	97.0

Strikeouts

Year	Player	Ks
1981	Blake Lynch	33
1982	Marty Clary	45
1983	Marty Clary	73
1984	Bob Miller	65
1985	Grady Hall	80
1986	Grady Hall	94
1987	Tony Ariola	55
1988	E. Cunningham	60
1989	Gregg Martin	59
1990	Dan Jones	40
1991	Dan Jones	73
1992	Brian Cummings	50
1993	Brian Cummings	61
1994	Brad Neidermaier	105
1995	Brad Neidermaier	109
1996	Brad Brasser	55
1997	Brad Brasser	69
1998	Chris Hargan	50
1999	Dan Padgett	56
2000	Zach Schara	95
2001	Zach Schara	81
2002	Gabe Ribas	94
2003	J.A. Happ	94
2004	J.A. Happ	106
2005	George Kontos	55
2006	Dan Brauer	90
2007	Ryan Myers	58
2008	Eric Jokisch	42
2009	Joe Muraski	65
2010	Joe Muraski	66
2011	Luke Farrell	65

2012	Brandon Magallones	67
------	--------------------	----

Saves

Year	Player	Saves
1981	Did not keep save stats	
1982	Laird Koldyke	2
1983	Laird Koldyke	3
	Mark Kirby	3
1984	Eric Mogentale	4
1985	Grady Hall	2
1986	Chris Nichting	12
1987	Chris Nichting	3
1988	Bob Brucato	5
1989	Gregg Martin	6
1990	Jason Wallace	4
1991	Todd Venezio	4
1992	Todd Venezio	3
1993	Tom Sandt	2
	Mark Loretta	2
1994	Brian Cummings	5
1995	Greg Ziesemer	6
1996	Greg Ziesemer	10
1997	John Seaman	6
1998	Ben Dodd	2
	Charlie Williamson	2
1999	Ryan Bos	8
2000	Mike Nall	2
2001	Dan Konecny	3
2002	Jon Mikrut	6
2003	Jon Mikrut	5
2004	Jon Mikrut	5
2005	Chris Hayes	9
2006	Julio Siberio	5
	Dan Schwartz	5
2007	David Jensen	3
2008	Matt Havey	6
2009	Cole Livermore	2
2010	Paul Snieder	12
2011	Paul Snieder	5
2012	Kyle Ruchim	7

Appearances

Year	Player	Games
1981	Dan Kovacevic	13
	Bruce Ringstand	13
1982	Laird Koldyke	20
1983	Laird Koldyke	21
1984	Bob Miller	17
1985	Tim Molek	18
1986	Chris Nichting	25
1987	Tim Molek	14
1988	Bob Brucato	18
1989	Gregg Martin	25
1990	Jason Wallace	26
1991	Todd Venezio	21
1992	Brian Cummings	20
1993	Brian Cummings	17
1994	Brian Cummings	30
1995	Greg Ziesemer	20
1996	John Seaman	25
1997	John Seaman	27
1998	John Seaman	20
1999	Ryan Bos	22
2000	Mike Nall	21
2001	Dan Konecny	18
2002	J.A. Happ	21
2003	Jon Mikrut	15
2004	Chris Hayes	23
2005	Chris Hayes	25
2006	Dan Schwartz	24
2007	David Jensen	22
2008	Matt Havey	20
2009	David Jensen	20
2010	Paul Snieder	25
2011	Jack Quigley	27
2012	Luke Farrell	19

ALL-AMERICANS/ALL-BIG TEN

ABCA ALL-AMERICA

1979 Bill Dierberger (3rd)
 1985 Joe Girardi (3rd)
 1986 Grady Hall (2nd)
 1993 Mark Loretta (1st)
 2000 Jeremy Kurella (3rd)

COLLEGIATE BASEBALL

FRESHMAN ALL-AMERICA

1997 Brian Baron (3rd)
 1998 Jeremy Kurella (1st)
 1999 Ryan Bos (1st)
 2002 J.A. Happ (HM)
 2008 Eric Jokisch

ALL-MIDEAST REGION

2002 J.A. Happ (2nd)
 2005 Anthony Wycklendt (2nd)
 2010 Paul Snieder (1st)

ALL-BIG TEN

First Team

1952 Don Blaha (1B)
 Bob Will (OF)
 1955 Dick Ranicke (OF)
 1956 Chuck Lindstrom (C)
 1957 Ed Broecker (OF)
 Tom Scheuerman (P)
 1959 Al Kennedy (2B)
 1960 Dennis Lundgren (OF)
 1963 Dave Hirtz (SS)
 Jim Humay (P)
 1972 Ed Grzelakowski (3B)
 John McCarthy (2B)
 1973 Bob Dekas (1B)
 1976 Kent McGuire (OF)
 1977 Dave Hogg (C)
 1978 Dave Hogg (C)
 1979 David Brown (2B)
 Bill Dierberger (C)
 1980 Bill Dierberger (C)
 1982 Jon Osborne (SS)
 1983 Marty Clary (P)
 1985 Joe Girardi (C)
 1986 Joe Girardi (C)
 Grady Hall (P)
 1991 Dan Jones (P)
 Mike Stein (OF)
 1993 Matt Huff (OF)
 Mark Loretta (SS)
 Sloan Smith (1B)
 1995 Brad Niedermaier (P)
 Ron Rojas (2B)
 Chad Schroeder (P)
 1996 Jim Reeder (OF)
 1998 John Seaman (P)
 1999 Jeremy Kurella (SS)
 2000 Jeremy Kurella (SS)
 Zach Schara (P)
 2002 J.A. Happ (RP)
 2003 J.A. Happ (SP)
 2004 J.A. Happ (SP)
 2005 Pat McMahan (DH)
 2006 Pat McMahan (1B)
 Dan Brauer (SP)
 Antonio Mulé (DH)
 2010 Eric Jokisch (SP)
 Chris Lashmet (3B)
 Zach Morton (2B)

Paul Snieder (RP)

Second Team

1957 Al Kennedy (SS)
 Chuck Lindstrom (C)
 1958 Al Kennedy (SS)
 1960 Spiro Chaconas (2B)
 1964 Rollie Wahl (P)
 1967 Dick Noffke (P)
 1971 Bob Artemenko (SS)
 1972 John Brooks (OF)
 1973 John McCarthy (OF)
 1974 Mitch Nelson (C)
 1975 Ernie Hatchell (C)
 1976 Jim Hague (OF)
 1977 Ken Brainin (OF)
 Kurt Bruksch (SS)
 Bill Buffie (3B)
 Scott Stranski (P)
 1978 Bill Dierberger (DH)
 1984 Joe Girardi (C)
 Dan Grunhard (OF)
 Michael Huff (OF)
 1985 Tom Hildebrand (2B)
 Bob Miller (P)
 Ed Tompa (1B)
 1987 Thomas Ard (OF)
 1988 Bob Brucato (DH)
 1989 Gregg Martin (P)
 1991 Joe Perona (C)
 1992 Todd Venezio (OF)
 1993 Ron Rojas (2B)
 1994 Brad Niedermaier (P)
 1995 Brian Cummins (P)
 Brian Fuller (C)
 1996 Brad Brassler (P)
 1998 Brian Baron (OF)
 2000 Gabe Ribas (P)
 2001 Joe Hietpas (C)
 2003 David Gresky (OF)
 Dan Konecny (SP)
 2006 Caleb Fields (3B)
 2007 Jake Owens (3B)
 Antonio Mule (DH)
 2008 Jake Goebbert (1B)
 Eric Jokisch (P)
 2010 Trevor Stevens (SS)
 2011 Chris Lashmet (3B)
 Paul Snieder (DH)

Third Team

1955 Bernard Haviland
 Ziggie Niepokoj
 1958 Reno Masotti (OF)
 Tom Scheuerman (P)
 1959 Russell Schallert (1B)
 Don Weaver (OF)
 1960 Hal Neimer (3B)
 Michael Stock (C)
 1961 Jim Nelson (SS)
 1966 Walt Tiberi (OF)
 1967 Jim Henderson (C)
 1968 Jim Henderson (C)
 1971 Joel Hall (C)
 1972 Bob Artemenko (P)
 1973 Bill Bauer (3B)
 1976 Kurt Bruksch (SS)
 Frank Goldak (1B)
 1979 Scott Stranski (P)
 1980 Steve Bogan (OF)

1982 Mike Sjoerdsma (P)
 Steve Bogan (OF)
 1983 Michael Huff (OF)
 Eric Mogentale (1B)
 1984 Tom Hildebrand (2B)
 1986 Mark Slattery (2B)
 1988 Chris Beacom (1B)
 1989 Brian Chisdak (OF)
 1990 Tom Dodge (C)
 Joe Perona (3B)
 1991 Mark Loretta (SS)
 1992 Mark Loretta (SS)
 1994 Ron Rojas (2B)
 Carmen Bucci (SS)
 Brad Brassler (P)
 1995 Carmen Bucci (SS)
 Jim Reeder (OF)
 1997 J.P. Williamson (3B)
 Brian Baron (OF)
 Patrick Thompson (DH)
 Brad Brassler (P)
 1998 Ollie Dunn (2B)
 Mike Stritch (1B/OF)
 2000 Bob Dainton (OF)
 Joe Hietpas (C)
 Dan Padgett (P)
 2001 Todd Morgan (DH)
 Michael Nall (P)
 Zach Schara (P)
 2002 Ryan Bos (P)
 Travis Tharp (1B)
 2003 Travis Tharp (1B)
 Jon Mikrut (SS)
 Dan Brauer (SP)
 2004 Dan Brauer (SP)
 Mark Ori (1B)
 Dan Pohlman (C)
 2006 Geoff Dietz (C)
 Julio Siberio (RP)
 2008 Mike Kalina (OF)
 2011 Trevor Stevens (SS)



J.A. HAPP is the only three-time first-team All-Big Ten recipient in school history.

ACADEMIC/BIG TEN HONORS



CoSIDA ACADEMIC

ALL-AMERICA

1972 Bob Artemenko (3rd)
 1977 Kent McGuire (1st)
 1981 Mark Zimmerman (3rd)
 1983 Mark Kirby (HM)
 Blake Lynch (HM)
 Eric Mogentale (HM)
 1984 Joe Girardi (1st)
 John Stewart (2nd)
 Ed Tompa (2nd)
 1985 Joe Girardi (1st)
 John Stewart (2nd)
 1986 Joe Girardi (2nd)
 John Stewart (2nd)
 1999 Joe Hietpas (2nd)
 2000 Joe Hietpas (2nd)
 2001 Joe Hietpas (2nd)
 2008 Mike Kalina (3rd)

ACADEMIC ALL-BIG TEN

1980 Mike Ouska
 1981 Mark Zimmerman
 1983 Jon Osbourne (SS)
 John Trautwein (P)
 1984 Joe Girardi (C)
 Dan Grunhard (OF)
 John Stewart (SS)
 Ed Tompa (1B)
 1985 Joe Girardi (C)
 Dan Grunhard (OF)
 John Stewart (SS)
 Ed Tompa (1B)
 1986 Joe Girardi (C)
 John Stewart (OF)
 Ed Tompa (1B)
 1987 Paul Mancino (P)
 1988 Tony Ariola (P)
 Charles Frizzelle
 1989 Todd Frese (2B)
 Todd Krueger (P)
 1990 Bill Koch (2B)
 Brad Myers (P)
 Jeff Roberts (P)
 Jason Wallace (P)
 1991 Bill Koch (IF)
 Kevin Krebs (P)
 Jeff Levine (P)
 Brad Myers (P)
 Andy Riccioni (2B)
 Jeff Roberts (P)
 Jason Wallace (P)
 1992 Neil Board (OF)
 Josh Chetwynd (C)
 Kevin Krebs (P)
 Gregg Pike (OF)
 Andy Riccioni (2B)
 Jeff Roberts (P)
 Jason Wallace (P)
 1993 Josh Chetwynd (C)
 Steve Geffner (OF)
 Dave McNally (OF)
 Brad Niedermaier (P)
 Gregg Pike (OF)
 Andy Riccioni (2B)
 Ron Rojas (3B)
 Sloan Smith (OF)
 1994 Neil Board (OF)
 Brad Gooding (P)
 Dave McNally (OF)
 Brad Niedermaier (P)
 Ron Rojas (2B/SS)

1995 Andrew Kirsh (OF)
 Doug Murray (C)
 Brad Niedermaier (P)
 Neil Piacenti (3B)
 Ron Rojas (2B)
 Jim Roth (P)
 1996 Mark Carnow (P)
 Andrew Kirsh (OF)
 Chris Pedersen (IF)
 Neil Piacenti (C)
 Jim Roth (P)
 1997 Andrew Kirsh (OF)
 Chris Pedersen (2B)
 John Seaman (P)
 Charlie Williamson (P)
 1998 Mike Adams (SS)
 Jason Anderson (OF)
 Ben Dodd (P)
 Chris Pedersen (SS)
 John Seaman (P)
 Charlie Williamson (P)
 1999 Jason Anderson (OF)
 Jake Briskman (P)
 Joe Hietpas (C)
 Wesley Robinson (3B)
 Pat Thompson (1B)
 2000 Andy Adams (P)
 Michael Adams (2B)
 Jason Anderson (OF)
 Jake Briskman (P)
 Ben Dodd (P)
 Joe Hietpas (C)
 Gabe Ribas (P)
 Wes Robinson (3B)
 Pat Thompson (1B)
 2001 Brandon Ackley (OF)
 Andy Adams (P)
 Joe Hietpas (C)
 Michael Nall (P)
 Gabe Ribas (P)
 Wesley Robinson (3B)
 Christopher Spiering (P)
 Travis Tharp (1B)
 2002 Brandon Ackley (OF)
 Andy Adams (P)
 Frank Favia (3B)
 Todd Morgan (DH)
 Gabe Ribas (P)
 Travis Tharp (1B)
 2003 Brandon Ackley (OF)
 Doug Beatty (OF)
 Matt Brimmer (3B)
 Frank Favia (DH)
 Stanley Finch (P)
 David Gresky (OF)
 Jason Krynski (1B)
 Julian Romero (DH)
 Travis Tharp (1B)
 2004 Doug Beatty (OF)
 Matt Brimmer (OF)
 Dan Konecny (P)
 Jason Krynski (OF)
 Julian Romero (1B)
 Julio Siberio (P)
 Caleb Fields (2B)
 Stanley Finch (OF)
 Chris Hayes (P)
 Mike Kalina (IF)
 Antonio Mulé (OF)
 Mike Phelps (3B)
 Julian Romero (DH)

Julio Siberio (P)
 Reid Simpson (OF)
 Andrew Smith (P)
 Luke Sundheim (1B)
 2006 Caleb Fields (3B)
 Stanley Finch (OF)
 Brandt Neibuhr (2B)
 Julio Siberio (P)
 Andrew Smith (P)
 2007 Caleb Fields (IF/OF)
 Jim Grieco (OF)
 Matt Havey (P)
 Mike Kalina (OF)
 Dan Schwartz (P)
 Andrew Smith (P)
 2008 Kenneth Avila (IF)
 Rob Campbell (IF)
 Tommy Finn (SS)
 Mike Folan (P)
 Jake Goebbert (1B)
 Jim Grieco (OF)
 Matt Havey (P)
 Mike Kalina (OF)
 Bo Schultz (P)
 Jake Wilson (IF)
 2009 Kenneth Avila (OF)
 Tommy Finn (IF)
 Matt Gailey (P)
 Jake Goebbert (OF)
 Jim Grieco (OF)
 Matt Havey (P)
 Eric Jokisch (P)
 Chad Noble (C)
 Jake Wilson (IF)
 2010 Francis Brooke (P)
 Matt Gailey (P)
 Eric Jokisch (P)
 Chad Noble (C)
 Geoff Rowan (OF)
 Steve Sanders (P)
 Alex Seyferth (DH)
 Quentin Williams (UT)
 Hamilton Wise (OF)
 2011 Francis Brooke (P)
 Colby Everett (IF)
 Luke Farrell (P)
 Matt Gailey (P)
 Jack Havey (1B)
 Geoff Rowan (C)
 Hamilton Wise (OF)
 2012 Francis Brooke (P)
 Henry Brooke (P)
 Colby Everett (IF)
 Luke Farrell (P)
 Jack Quigley (P)
 Geoff Rowan (C)
 Kyle Ruchim (IF)
 Dan Tyson (P)
 Hamilton Wise (OF)

BIG TEN HONORS

BIG TEN PLAYER OF THE YEAR

1993 Mark Loretta

BIG TEN PITCHER OF THE YEAR

1995 Chad Schroeder
 2006 Dan Brauer

BIG TEN FRESHMAN OF THE YEAR

1998 Jeremy Kurella
 2008 Eric Jokisch

BIG TEN ALL-TOURNAMENT

1984 Tom Hildebrand (2B)
 John Stewart (3B)
 Ed Tompa (DH)
 John Trautwein (P)
 1991 Joe Perona (C)
 Tom Sandt (DH)
 Mike Stein (OF)
 1995 Jake Suffian (DH)
 2002 Gabe Ribas (P)
 2006 Antonio Mulé (OF)

BIG TEN BATTING CHAMPIONS

1947	Bob Wilson (18-42)	.429
1957	Ed Broeker (11-25)	.440
1973	Bob Dekas	20 RBI
1977	Kurt Bruksch (23-52)	.442
	Bill Buffie	6 HR
1993	Sloan Smith, Matt Huff	8 HR
2004	Mark Ori (45-109)	.412
2006	Anthony Wycklendt	7 HR
2010	Zach Morton (41-96)	.427

BIG TEN PITCHING LEADERS

1940	Fred Rosch	5-1
1957	Tom Scheuerman	4-0, 0.79 ERA
1967	Dick Noffke	44 K
1983	Marty Clary	3-0
1985	Grady Hall	4-0, 26 K
1986	Grady Hall	4-0, 33 K
	Grady Hall	94 K
1991	Dan Jones	6-1, 1.43 ERA
1994	Brad Niedermaier	105 K
1995	Chad Schroeder	1.70, 7 CG
	Brad Niedermaier	10-4, 109 K
		104.1 IP
1996	Brad Brasser	1.93 ERA
	Greg Ziesemer	10 saves
2002	J.A. Happ	1.52 ERA
2004	J.A. Happ	62 K
2005	Chris Hayes	9 saves
2006	Dan Brauer	7-0, 56 K
2008	Eric Jokisch	7-1
2010	Eric Jokisch	63.2 IP
2010	Paul Snieder	7 saves

(official Big Ten champ determined by conference games only)



PITCHING RECORDS

CAREER (1952-PRESENT)

EARNED-RUN AVERAGE

1.	2.08	Chris Nichting, 1985-87
2.	2.12	Tom Scheuerman, 1956-58
3.	2.27	Dale Pienta, 1955-57
4.	2.40	Gregg Martin, 1988-89
5.	2.51	Dan Kovacevic, 1978-81
6.	2.77	Grady Hall, 1983-86
7.	2.88	J.A. Happ, 2002-04
8.	3.06	Lynn Lyall, 1972-73
	3.06	Jay Hook, 1956-58
10.	3.24	Dan Brauer, 2003-04, 06

WINS

1.	34-9	Bob Miller, 1983-86
2.	30-9	Grady Hall, 1983-86
3.	24-20	Zach Schara, 1999-02
4.	23-14	Brad Brasser, 1994-97
	23-16	Chad Schroeder, 1993-96
6.	22-17	John Trautwein, 1981-84
	22-12	Scott Stranski, 1976-79
8.	21-22	Gabe Ribas, 1999-02
	21-13	Paul Tichy, 1981-84
	21-15	Kim Girkins, 1973-76

STRIKEOUTS

1.	289	Zach Schara, 1999-02
2.	288	Gabe Ribas, 1999-02
3.	273	Grady Hall, 1983-86
4.	251	J.A. Happ, 2002-04
5.	230	Dan Brauer, 2003-04, 06
6.	227	Scott Stranski, 1976-79
7.	225	Jim Garbeff, 1961-63
8.	208	Tony Ariola, 1985-88
9.	205	Bob Miller, 1983-86
10.	201	Joe Muraski, 2007-10

GAMES STARTED

1.	53	Brad Brasser, 1994-97
2.	51	Gabe Ribas, 1999-02
3.	49	John Trautwein, 1981-84
4.	48	Joe Muraski, 2007-10
5.	47	Zach Schara, 1999-02
6.	46	Bob Miller, 1983-86
7.	42	Grady Hall, 1983-86
8.	41	Tony Ariola, 1985-88
	41	Paul Tichy, 1981-84

COMPLETE GAMES

1.	24	Grady Hall, 1983-86
2.	22	Scott Stranski, 1976-79
3.	21	John Trautwein, 1981-84
	21	Kim Girkins, 1973-76
5.	20	Bob Miller, 1983-86

INNINGS PITCHED

1.	333.1	Zach Schara, 1999-02
2.	330.1	Gabe Ribas, 1999-02
3.	287.1	Brian Cummins, 1992-95
4.	286.1	Grady Hall, 1983-86
5.	282.1	Chad Schroeder, 1993-96
	282.1	John Trautwein, 1981-84
7.	279.0	Joe Muraski, 2007-10
	279.0	Bob Miller, 1983-86
9.	259.2	Francis Brooke, 2009-12
10.	254.1	Eric Jokisch, 2008-10

SEASON (1952-PRESENT)

EARNED-RUN AVERAGE

1.	1.06	Tom Scheuerman, 1957
2.	1.72	Jim Humay, 1963
3.	1.76	Gregg Martin, 1989
4.	1.79	Chris Nichting, 1986
5.	1.88	Zigmund Niepokoj, 1954
6.	1.93	Brad Brasser, 1996
7.	1.96	Bob Brucato, 1988
8.	2.00	Dick Noffke, 1967
9.	2.10	J.A. Happ, 2002
10.	2.18	Tom Scheuerman, 1956

WINS

1.	11-1	Grady Hall, 1986
2.	10-5	Brad Niedermaier, 1995
	10-4	Bob Miller, 1984
	10-1	Marty Clary, 1983
5.	9-6	John Seaman, 1998
	9-2	Chad Schroeder, 1995
	9-1	Bob Miller, 1986
	9-2	Bob Miller, 1985
	9-2	Grady Hall, 1984
	9-1	Paul Tichy, 1984

STRIKEOUTS

1.	109	Brad Niedermaier, 1995
2.	106	J.A. Happ, 2004
3.	105	Brad Niedermaier, 1994
4.	95	Zach Schara, 2000
5.	94	J.A. Happ, 2003
	94	Gabe Ribas, 2002
	94	Grady Hall, 1986
8.	90	Dan Brauer, 2006

GAMES STARTED

1.	17	Brad Niedermaier, 1995
2.	16	George Kontos, 2006
3.	15	Dan Brauer, 2006
	15	Chad Schroeder, 1996
	15	Brad Brasser, 1994
	15	Brad Niedermaier, 1994
	15	Bob Miller, 1985

COMPLETE GAMES

1.	11	Grady Hall, 1984
2.	10	Dan Jones, 1991
3.	8	Gabe Ribas, 2000
	8	Bob Miller, 1985
	8	Paul Tichy, 1984
6.	7	Zach Schara, 2000
	7	Dan Brauer, 2006
	7	George Kontos, 2006

INNINGS PITCHED

1.	106.0	Zach Schara, 2000
2.	104.1	Brad Niedermaier, 1995
3.	100.1	Brian Cummins, 1995
4.	97.0	Francis Brooke, 2012
5.	96.0	Zach Schara, 2001
6.	95.1	George Kontos, 2006
7.	94.0	J.A. Happ, 2004
8.	93.2	Chad Schroeder, 1995
9.	93.1	Paul Tichy, 1984
10.	90.0	Dick Noffke, 1967

APPEARANCES

1.	30	Brian Cummins, 1994
2.	27	Jack Quigley, 2011
	27	John Seaman, 1997
3.	26	Jason Wallace, 1990
4.	25	Paul Snieder, 2010
	25	Chris Hayes, 2005
	25	Josh Levey, 1997
	25	John Seaman, 1996
	25	Gregg Martin, 1989
	25	Chris Nichting, 1986

SAVES

1.	12	Paul Snieder, 2010
	12	Chris Nichting, 1986
3.	10	Greg Ziesemer, 1996
4.	9	Chris Hayes, 2005
5.	8	Ryan Bos, 1999

NORTHWESTERN NO-HITTERS

May 29, 1922	Charles Palmer	Purdue	Evanston, Ill.	W, 1-0 (11)
May 27, 1939	Bill Syring	Univ. of Chicago	Evanston, Ill.	W, 1-0 (9)
April 20, 1948	Bill Stretton	Lake Forest	Evanston, Ill.	W, 10-0 (7)
May 22, 1954	Don Zitek	Iowa	Iowa City, Iowa	W, 2-0 (7)
March 8, 1961	Jim Humay	Illinois-Chicago	Evanston, Ill.	W, 6-0 (7)
April 22, 1968	Bob Shutts	Illinois	Evanston, Ill.	W, 2-0 (7)
May 9, 1971	Bob Artemenko	Wheaton	Evanston, Ill.	W, 4-0 (7)
April 3, 1981	Blake Lynch	Northern Illinois	Evanston, Ill.	W, 7-0 (5)
Feb. 23, 1990	Brad Myers	South Carolina	Columbia, S.C.	W, 1-0 (9)
April 23, 1993	Sloan Smith	Penn State	Evanston, Ill.	W, 1-0 (7)
May 19, 1994	Brad Niedermaier	Chicago State	Evanston, Ill.	W, 5-0 (7)
April 18, 1999	Zach Schara	Penn State	Evanston, Ill.	W, 4-0 (7)
May 13, 2006	Dan Brauer	Michigan State	Evanston, Ill.	W, 7-0 (7)

(no no-hit game records were kept before 1922)

CAREER HITTING RECORDS



BATTING AVERAGE

1.	.415	Chuck Lindstrom, 1956-57
2.	.382	Dan Grunhard, 1983-85
3.	.374	Mike Stritch, 1994-98
4.	.372	Dave Hirtz, 1962-63
5.	.361	Dave Hogg, 1976-78
6.	.360	Ed Broeker, 1955-57
7.	.358	Michael Huff, 1982-85
8.	.352	Pat McMahon, 2002-06
9.	.351	Jim Reeder, 1994-96
	.351	Joe Girardi, 1983-86

HOME RUNS

1.	36	Eric Mogentale, 1981-84
2.	31	Mike Stritch, 1994-98
3.	30	Anthony Wycklendt, 2003-06
4.	27	Joe Hietpas, 1998-01
5.	24	Matt Huff, 1992-93
	24	Joe Girardi, 1983-86
	24	Paul Snieder, 2009-12
8.	23	Tom Hildebrand, 1982-85
9.	22	Antonio Mule, 2004-07
	22	Jon Mikrut, 2002-05

HITS

1.	260	Tom Hildebrand, 1982-85
2.	256	Jake Owens, 2005-08
3.	239	Mark Loretta, 1990-93
4.	238	Chris Lashmet, 2008-11
	238	Pat Thompson, 1997-00
6.	235	J.P. Williamson, 1997-00
7.	233	Jon Mikrut, 2002-05
8.	229	Joe Hietpas, 1998-01
9.	227	Joe Girardi, 1983-86
10.	225	Joe Perona, 1988-91

AT-BATS

1.	788	Jon Mikrut, 2002-05
2.	780	Tom Hildebrand, 1982-85
3.	769	Jake Owens, 2005-08
4.	743	Chris Lashmet, 2008-11
5.	738	Paul Snieder, 2009-12
6.	719	Tommy Finn, 2006-09
7.	708	Pat Thompson, 1997-00
8.	700	Joe Hietpas, 1998-01
	700	J.P. Williamson, 1997-00
10.	696	Mark Loretta, 1990-93

GAMES PLAYED

1.	226	Tom Hildebrand, 1982-85
2.	212	Jon Mikrut, 2002-05
3.	211	Mark Loretta, 1990-93
4.	210	Tommy Finn, 2006-09
	210	J.P. Williamson, 1997-00
6.	208	Joe Girardi, 1983-86
7.	207	Joe Perona, 1988-91
8.	204	Mike Stein, 1987, 1989-91
	204	Paul Snieder, 2009-12
10.	200	Chris Beacom, 1986-89
	200	Brian Chisdak, 1986-89

RUNS BATTED IN

1.	160	Tom Hildebrand, 1982-85
2.	158	Joe Hietpas, 1998-01
3.	156	Joe Girardi, 1983-86
4.	145	Mike Stritch, 1994-98
	145	Eric Mogentale, 1981-84
6.	140	Chris Lashmet, 2008-11
7.	137	Anthony Wycklendt, 2003-06
8.	132	Jon Osborne, 1980-83
9.	127	Paul Snieder, 2009-12

RUNS

1.	185	Tom Hildebrand, 1982-85
2.	174	Michael Huff, 1982-85
3.	157	Jake Owens, 2005-08
4.	154	John Stewart, 1983-86
5.	149	Aaron Newman, 2005-08
6.	147	J.P. Williamson, 1997-00
7.	145	Jeremy Kurella, 1998-2000
	145	Mark Loretta, 1990-93
9.	135	Thomas Ard, 1984-87
10.	133	Joe Perona, 1988-91
	133	Mike Stein, 1987, 1989-91

DOUBLES

1.	56	Joe Hietpas, 1998-01
2.	49	Chris Lashmet, 2008-11
3.	46	Jake Goebbert, 2007-09
4.	46	Tom Hildebrand, 1982-85
5.	45	Joe Girardi, 1983-86
6.	44	Jon Mikrut, 2002-05
7.	43	Joe Perona, 1988-91
	43	Chris Beacom, 1986-89

TRIPLES

1.	14	Michael Huff, 1982-85
2.	12	Dave Hogg, 1976-78
3.	11	Jon Mikrut, 2002-05
	11	Jeremy Kurella, 1998-00
	11	Mark Loretta, 1990-93
	11	Brian Chisdak, 1986-89
	11	Scott Barczy, 1985-87
	11	Jon Osborne, 1980-83
	11	Jack Tosh, 1952-55

WALKS

1.	124	Michael Huff, 1982-85
2.	119	J.P. Williamson, 1997-00
3.	100	Joe Girardi, 1983-86
4.	97	Paul Snieder, 2009-12
	97	Kris Musselman, 1997-00
	97	David Brown, 1976-79
7.	93	Ken Brainin, 1976-79
8.	91	Ed Grzelakowski, 1972-75
	91	Bill Bauer, 1970-73

TOTAL BASES

1.	387	Tom Hildebrand, 1982-85
2.	374	Joe Hietpas, 1998-01
3.	365	Jon Mikrut, 2002-05
4.	364	Joe Girardi, 1983-86
5.	355	Chris Lashmet, 2008-11
6.	346	Mike Stritch, 1994-98
7.	340	Paul Snieder, 2009-12
8.	339	Joe Perona, 1988-91
9.	337	Jake Owens, 2005-08
10.	336	Mark Loretta, 1990-93

SLUGGING PERCENTAGE

1.	.723	Chuck Lindstrom, 1956-57
2.	.650	Dave Hogg, 1976-78
3.	.627	Dan Grunhard, 1983-85
4.	.610	Matt Huff, 1992-93
5.	.609	Brian Fuller, 1994-95

HIT BY PITCH

1.	47	Aaron Newman, 2005-08
2.	33	Ken Padgett, 2000-03
3.	31	Neil Piacenti, 1993-96
4.	26	Trevor Stevens, 2009-present
	26	Pat Thompson, 1997-00
	26	J.P. Williamson, 1997-00

7.	25	Anthony Wycklendt, 2003-06
8.	24	Jake Goebbert, 2007-09
	24	Scott Barczy, 1985-87

STOLEN BASES


1.	85	Michael Huff, 1982-85
2.	67	John Stewart, 1983-86
3.	66	Brian Chisdak, 1986-89
4.	65	Jeremy Kurella, 1998-00
5.	58	Scott Barczy, 1985-87
6.	55	Aaron Newman, 2005-08
7.	49	Thomas Ard, 1984-87
8.	46	Jake Owens, 2005-08

SACRIFICE HITS

1.	23	Tommy Finn, 2006-09
2.	21	Josh Lieberman, 2001-04
3.	20	Carmen Bucci, 1992-95
4.	19	Geoff Rowan, 2009-12
	19	Mark Loretta, 1990-93
6.	18	Tim Jackson, 1987-90
7.	17	Aaron Newman, 2005-08
	17	Brian Chisdak, 1986-89

SACRIFICE FLIES

1.	17	J.P. Williamson, 1997-00
2.	14	Tom Hildebrand, 1982-85
3.	13	Chris Lashmet, 2008-11
	13	Eric Mogentale, 1981-84
5.	11	Paul Snieder, 2009-12
	11	Jake Goebbert, 2007-09
	11	Jon Mikrut, 2002-05
	11	Mark Loretta, 1990-93
	11	Thomas Ard, 1984-87



ERIC MOGENTALE is NU's career home run king, posting 36 from 1981-84.

SEASON HITTING RECORDS

BATTING AVERAGE

1.	.456	Don Blaha, 1952
2.	.451	Dan Grunhard, 1984
3.	.408	Mark Loretta, 1993
4.	.404	Chuck Lindstrom, 1956
5.	.400	Pat McMahon, 2005
6.	.396	Joe Girardi, 1984
7.	.394	Dave Hirtz, 1963
8.	.393	Kurt Bruksch, 1977
	.393	John McCarthy, 1972
10.	.392	Ed Broeker, 1957

HOME RUNS

1.	15	Bob Brucato, 1988
2.	14	Eric Mogentale, 1984
3.	13	Matt Huff, 1992
4.	12	Todd Venezio, 1992
	12	Tom Hildebrand, 1985
6.	11	Tony Vercelli, 2009
	11	Antonio Mulé, 2006
	11	Eric Mogentale, 1982
	11	Bill Buffie, 1977
	11	Dave Hogg, 1977

GAMES PLAYED

1.	62	Tom Hildebrand, 1984
2.	60	Eric Mogentale, 1984
3.	59	Jake Owens, 2006
	59	Tommy Finn, 2006
	59	Pat McMahon, 2006
	59	Anthony Wycklendt, 2006
	59	Chris Beacom, 1989
	59	Tim Buhe, 1989
9.	58	Brian Chisdak, 1989
	58	Tom Dodge, 1989
	58	Mike Stein, 1989
	58	Tom Hildebrand, 1985

AT-BATS

1.	235	Jake Owens, 2006
	235	Jeremy Kurella, 2000
3.	226	Arby Fields, 2010
4.	221	Jake Owens, 2007
5.	220	Ollie Dunn, 1997
6.	219	Pat McMahon, 2006
	219	Jon Mikrut, 2005
	219	Eric Roeder, 2001
9.	217	Chris Lashmet, 2010
10.	216	Trevor Stevens, 2010

RUNS

1.	67	Tom Hildebrand, 1985
2.	54	Mike Stein, 1991
	54	Michael Huff, 1984
4.	53	Jeremy Kurella, 1999
5.	51	Ron Rojas, 1994
6.	50	Jeremy Kurella, 2000
	50	Michael Huff, 1985
8.	49	Joe Girardi, 1985
	49	Dan Grunhard, 1985

HITS

1.	85	Jake Owens, 2007
2.	82	Pat McMahon, 2005
3.	81	Jeremy Kurella, 2000
	81	Tom Hildebrand, 1985
5.	78	Joe Perona, 1991
	78	Dan Grunhard, 1984
7.	77	Joe Hietpas, 2000
8.	76	Paul Snieder, 2010
	76	Antonio Mulé, 2006

9.	75	Jake Owens, 2006
	75	Jim Reeder, 1996
	75	Mark Loretta, 1993

RUNS BATTED IN

1.	58	Tom Hildebrand, 1985
2.	57	Dave Hogg, 1977
3.	55	Dan Grunhard, 1985
4.	53	Dan Grunhard, 1984
5.	52	Anthony Wycklendt, 2005
6.	51	Bob Brucato, 1988
	51	Eric Mogentale, 1984
8.	50	Joe Hietpas, 2000
	50	Brian Baron, 1997
	50	Brian Fuller, 1995

DOUBLES

1.	22	Jake Goebbert, 2008
2.	21	Kent McGuire, 1977
3.	20	Joe Perona, 1990
4.	19	Joe Hietpas, 2000
	19	Neil Piacenti, 1996
6.	18	Pat McMahon, 2005
	18	Mike Stein, 1991
8.	17	Mike Stritch, 1998
	17	Brian Fuller, 1995
	17	Joe Girardi, 1984

TRIPLES

1.	8	Michael Huff, 1984
2.	6	Jeremy Kurella, 1998
	6	Mark Loretta, 1993
	6	Joe Perona, 1990
	6	Dave Hogg, 1978
	6	Jack Tosh, 1954

WALKS

1.	45	Kris Musselman, 1999
2.	43	Michael Huff, 1983
3.	39	Tim Buhe, 1989
4.	36	Antonio Mulé, 2007
	36	Dave Brown, 1977
	36	Bill Bauer, 1973

TOTAL BASES

1.	136	Tom Hildebrand, 1985
2.	131	Dan Grunhard, 1984
3.	129	Bob Brucato, 1988
4.	125	Antonio Mulé, 2006
5.	122	Jim Reeder, 1996
	122	Joe Perona, 1991
7.	118	Pat McMahon, 2005
	118	Jeremy Kurella, 2000
9.	117	Todd Venezio, 1992

HIT BY PITCH

1.	14	Trevor Stevens, 2011
	14	Aaron Newman, 2007
	14	Aaron Newman, 2006
3.	13	Ken Padgett, 2002
	13	Neil Piacenti, 1996
5.	12	Tommy Finn, 2007

STOLEN BASES

1.	41	Jeremy Kurella, 2000
2.	30	Michael Huff, 1984
3.	26	Michael Huff, 1983
4.	25	Scott Barczy, 1986
5.	24	John Stewart, 1983
6.	23	John Stewart, 1984
7.	21	Aaron Newman, 2001

21	Brian Chisdak, 1989
21	Brian Chisdak, 1988
21	Todd Frese, 1988
21	Steve Bodan, 1982


SACRIFICE HITS

1.	11	Steve Geffner, 1995
2.	10	Matt Brimmer, 2004
	10	Geoff Rowan, 2012
4.	9	Tommy Finn, 2006
	9	Carmen Bucci, 1993
	9	Lance Hartshorn, 1987
7.	8	Kyle Ruchim, 2012
	8	Geoff Dietz, 2006
	8	Mark Loretta, 1991
	8	Brian Chisdak, 1987

SACRIFICE FLIES

1.	8	J.P. Williamson, 2000
2.	6	Brian Fuller, 1994
	6	Jon Osborne, 1982
4.	5	12 times; most recent: Paul Snieder, 2012

Records include games from 1952-present



MARK LORETTA, NU's only Big Ten Player of the Year honoree, was a first-team All-American and All-Big Ten selection in 1993.

TEAM HITTING/COACHES



TEAM HITTING RECORDS

BATTING AVERAGE

1.	.342	1985
2.	.334	1984
3.	.318	1998
4.	.317	2000
5.	.314	1977

AT-BATS

1.	1,992	2006
2.	1,965	2010
3.	1,898	1984
4.	1,868	2000
5.	1,841	2005

RUNS SCORED

1.	448	1984
2.	445	1985
3.	353	1995
4.	344	1998
	344	1986

HITS

1.	634	1984
2.	611	1985
3.	595	2010
4.	592	2000
5.	566	2006

RUNS BATTED IN

1.	381	1984
2.	378	1985
3.	325	1998
4.	311	2000
	311	1995

DOUBLES

1.	112	2000
2.	106	1984
3.	105	1998
4.	98	1986
5.	96	1999

TRIPLES

1.	27	1985
2.	26	1995
3.	22	1984
4.	21	1998
	21	1982
	21	2001

HOME RUNS

1.	56	1985
2.	53	1984
3.	50	1998
4.	49	1996
5.	45	1999

TOTAL BASES

1.	943	1984
2.	926	1985
3.	843	1998
4.	825	2010
5.	808	2000

STOLEN BASES


1.	125	1984
2.	115	1983
3.	105	1993
	105	1991
5.	101	1985

YEARS


1871-93	Unknown
1894-97	John Kedzie
1898-1902	W.J. Bryan
1903	Horace Butterworth
1904	Harry Fleager
1905	Harley Parker
1906	Charles Hollister
1907-08	A.B. Cunningham
1909-11	A.G. Rundle
1912	L.C. Holsinger
1913	Dennis Grady
1914-16	Fred Murphy
1917	Willie McGill
1921	Jack Sawtelle
1922	Henry Symanski
1923-28, 42-43	Maury Kent
1929-35	Paul Stewart
1936-39	Burt Ingwersen
1940-41	Stan Klores
1944-46	Wes Fry
1947-48	Don Heap
1949-61	Fred Lindstrom
1962-81	George McKinnon
1982-86	Ron Wellman
1987	Larry Cochell
1988-present	Paul Stevens

OVERALL RECORD (PCT.)

68-59-3 (.535)
38-22-2 (.629)
30-53 (.361)
3-13 (.188)
1-11 (.083)
7-9 (.438)
3-7 (.300)
4-14 (.222)
4-25 (.138)
3-6-1 (.350)
6-6 (.500)
11-17-1 (.397)
4-4 (.500)
6-10 (.375)
2-8 (.200)
33-73 (.311)
60-75-2 (.445)
35-51-1 (.408)
25-24-1 (.510)
28-28-1 (.500)
21-25-1 (.457)
163-145-2 (.529)
304-391-6 (.438)
180-97-4 (.648)
23-20-1 (.534)
615-741-6 (.452)



Paul Stewart
1929-35



Don Heap
1947-48




Former Northwestern coach **FRED LINDSTROM** was a third baseman for the Giants, Pirates, Cubs and Dodgers from 1924-36. A lifetime .311 hitter, in 1924 he became the youngest player ever to appear in a World Series. He was inducted into the National Baseball Hall of Fame in 1976.



George McKinnon
1962-81



NU's first nine (1869) were nicknamed **LA PURISSIMAS**, because, according to one alumnus, "they were the finest bunch of ball tossers in any part of the farming country adjacent to Chicago."



Ron Wellman
1982-86