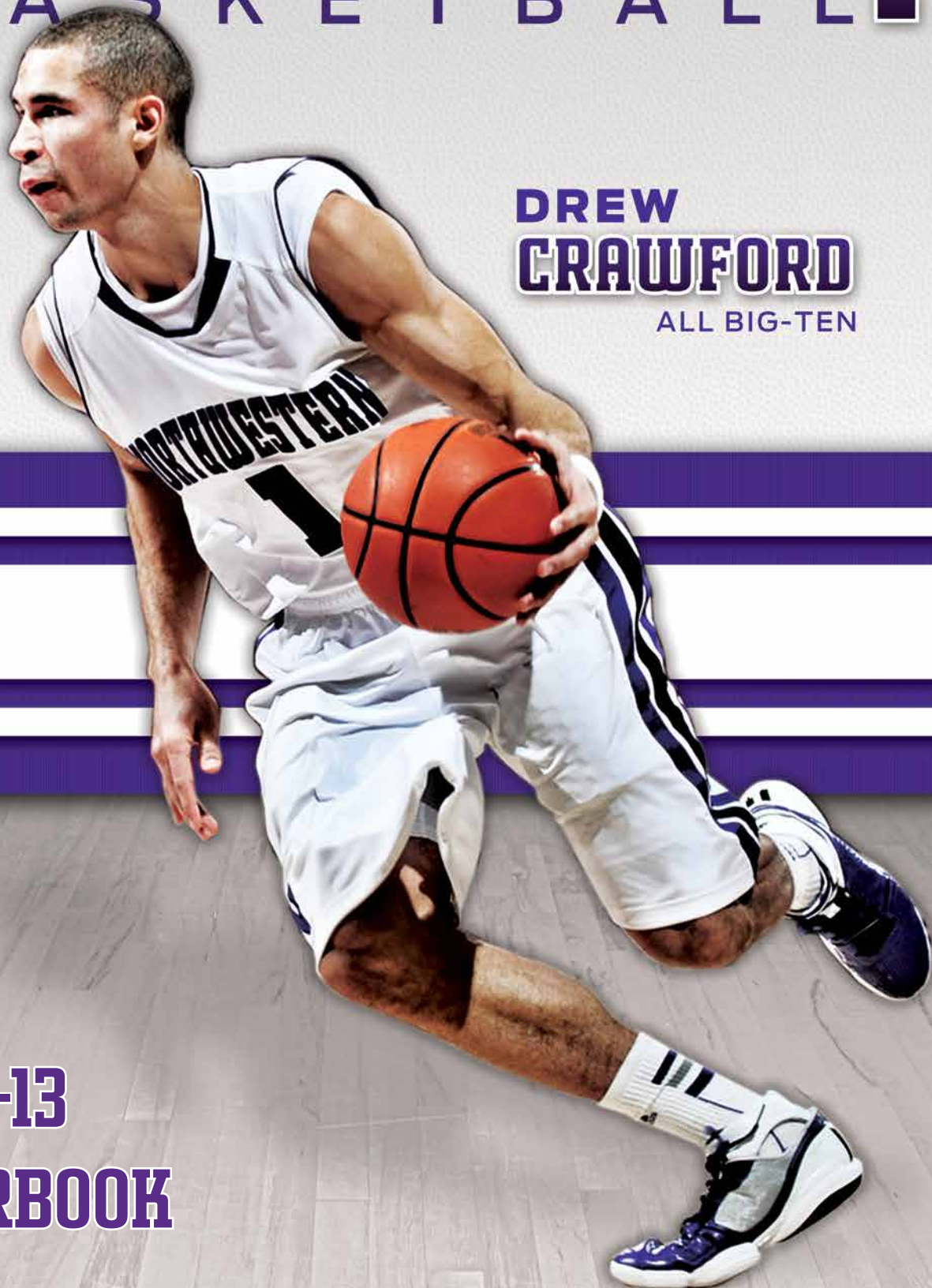


NORTHWESTERN

BASKETBALL



**DREW
CRAWFORD**

ALL BIG-TEN

2012-13

YEARBOOK


CHICAGO'S BIG TEN TEAM™

TABLE OF CONTENTS



WILDCAT BASKETBALL • 2-17

Quick Facts	2
2012-13 Roster.....	3
2012-13 Schedule	4
2012-13 Opponent Info.....	5
Big Ten Composite Schedule.....	6-7
ACC/Big Ten Challenge.....	8
Big Ten Tournament.....	8-9
Welsh-Ryan Arena.....	10-11
Northwestern University.....	12-13
President Morton Schapiro.....	14
V.P. for Athletics Jim Phillips.....	15-17



RECORD BOOK • 70-87

Individual Records	72
Team Records	73
Individual Career	74-75
Individual Season	76-77
Individual Game	78-79
Team Game	80
Team Season	81
Year-by-Year Leaders.....	82-85
Welsh-Ryan Arena Records	86
Carmody-Era Records.....	87



2012-13 WILDCATS • 18-37

Drew Crawford.....	20-21
Alex Marcotullio	22-23
Reggie Hearn.....	24-25
Jared Swopshire.....	26-27
JerShon Cobb.....	28-29
Dave Sobolewski.....	30
Nikola Cerina	31
Tre Demps.....	32
James Montgomery III.....	33
Omar Jimenez.....	34
Turner/Abrahamson/Ajou.....	35
Lumpkin/Olah.....	36
Class Photos.....	37



HISTORY • 88-131

All-Americans	90
Academic All-Americans	91
Big Ten Honors.....	92
Team Awards	93
1,000-Point Club.....	94-100
All-Time Letterwinners	101-104
Postseason Results.....	105
Year-by-Year Records	106-107
Year-by-Year Statistics.....	108-109
Year-by-Year Results.....	110-112
Series Records.....	122
Series History vs. Opponent.....	123-131



WILDCAT STAFF • 38-49

Head Coach Bill Carmody.....	40-43
Assoc. Head Coach Tavaras Hardy.....	44
Asst. Coach Fred Hill	45
Asst. Coach Ivan Vujic.....	46
Basketball Office Staff	47
Basketball Support Staff.....	48
Following the 'Cats.....	49



MEDIA REFERENCE • 132-138

Media Information	134-135
WGN Radio	136
Media Outlets	137
Travel Information.....	138



2011-12 IN REVIEW • 50-69

Year In Review.....	52-53
Individual Statistics	54
Game Results.....	55
Game-by-Game Statistics.....	56
Game Highs & Lows.....	57
Big Ten Standings & Honors.....	58
Game Recaps	59-69

Follow the Wildcats online at:
NUSports.com

On Twitter at:
[@NUMensBball](https://twitter.com/NUMensBball)
[@NU_Sports](https://twitter.com/NU_Sports)

On Facebook at:
facebook.com/northwesternmbb

The Official 2012-13 Northwestern University Men's Basketball Yearbook is published by the Northwestern University Athletic Communications Department.

Editor—Nick Brilowski

Editorial Assistance—Paul Kennedy, Jocelyn Serranilla

Photography—Stephen Carrera

Special Thanks to: Northwestern University Relations

QUICK FACTS

2012-13 QUICK FACTS

City/Zip: Evanston, IL 60208

Enrollment: 8,367

Nickname: Wildcats

School Colors: Purple and White

Arena Name: Welsh-Ryan Arena

Capacity: 8,117

Affiliation: NCAA Division I

President: Morton Schapiro

Director of Athletics and Recreation:

Jim Phillips

Athletic Dept. Phone: 847-491-8880

2011-12 Overall Record: 19-14

Conference Record (Finish): 8-10 (t-7th)

Starters Returning/Lost: 4/1

Letterwinners Returning/Lost: 8/4

First Year of Basketball: 1904-05

Overall Won-Lost: 979-1400-1

NCAA appearances/last: None

NIT appearances/last: 7/2012

Last Postseason Opponent:

Washington, NIT Second Round

Result: L, 76-55

Head Coach: Bill Carmody

Alma Mater, Year: Union College, '75

Record at NU (Years): 179-191 (12)

Overall Record (Years): 271-216 (16)

Office Phone: 847-491-7906

Associate Head Coach: Tavaras Hardy

Year: Seventh Season

Alma Mater, Year: Northwestern, '02

Assistant Coach: Fred Hill

Year: Second Season

Alma Mater, Year: Montclair St., '81

Assistant Coach: Ivan Vujic

Year: Fifth Season

Alma Mater, Year: Valparaiso, '06

Director of Basketball Operations:

Joe Kennedy

Video Coordinator: Mike Pepple

Sports Performance: Mike Schweigert

Athletic Trainer: Lanny Bradford

Equipment Manager: Greg Valenzisi

NORTHWESTERN ATHLETIC COMMUNICATIONS

Assistant A.D./Athletic Comm.: Paul Kennedy

Athletic Communications Phone: 847-491-7503

Associate Director/Men's Basketball Contact:

Nick Brilowski

Office Phone: 847-467-3831

Cell Phone: 847-239-4127

E-Mail Address: brilowski@northwestern.edu

FAX: 847-491-8818

Courtside Phone: 847-491-8852

Mailing/Overnight Address

Anderson Hall

1501 Central Street

Evanston, IL 60208



2012-13 ROSTER



NUMERICAL ROSTER

No.	Name	Pos	Ht.	Wt.	Cl.	Hometown/High School/Last School
0	Omar Jimenez	G	6-1	185	So.	Kennesaw, Ga./Kennesaw Mountain
1	Drew Crawford	G/F	6-5	210	Sr.	Naperville, Ill./Naperville Central
3	Dave Sobolewski	G	6-1	190	So.	Naperville, Ill./Benet Academy
4	Alex Marcotullio	G	6-3	180	Sr.	Warren, Mich./De La Salle
10	Mike Turner	F	6-8	215	R-Fr.	Chicago, Ill./U. of Chicago Laboratory High
11	Reggie Hearn	G	6-4	210	Sr.	Fort Wayne, Ind./Snider
12	Jared Swopshire	F	6-8	210	GS	St. Louis, Mo./IMG Academy (Bradenton, Fla.)/ Louisville
13	Kale Abrahamson	F	6-7	195	Fr.	West Des Moines, Iowa/Valley
14	Tre Demps	G	6-2	200	R-Fr.	San Antonio, Texas/Ronald Reagan
15	James Montgomery III	G	6-4	190	Jr.	Los Angeles, Calif./Santa Monica
22	Alex Olah	C	7-0	275	Fr.	Timisoara, Romania/ Traders Point Christian Acad. (Zionsville, Ind.)
23	JerShon Cobb	G	6-5	200	Jr.	Decatur, Ga./Columbia
31	Aaron Liberman	F/C	6-10	215	Fr.	Los Angeles, Calif./Valley Torah
34	Sanjay Lumpkin	G/F	6-6	195	Fr.	Wayzata, Minn./Benilde-St. Margaret's
42	Chier Ajou	C	7-2	245	Fr.	Aweil, South Sudan/Culver Academies (Ind.)/ St. Thomas More (Conn.)
45	Nikola Cerina	F	6-9	245	R-Jr.	Topola Oplenac, Serbia/Nikola Tesla S.S./TCU

ALPHABETICAL ROSTER

No.	Name	Pos	Ht.	Wt.	Cl.	Hometown/High School/Last School
13	Kale Abrahamson	F	6-7	195	Fr.	West Des Moines, Iowa/Valley
42	Chier Ajou	C	7-2	245	Fr.	Aweil, South Sudan/Culver Academies (Ind.)/ St. Thomas More (Conn.)
45	Nikola Cerina	F	6-9	245	R-Jr.	Topola Oplenac, Serbia/Nikola Tesla S.S./TCU
23	JerShon Cobb	G	6-5	200	Jr.	Decatur, Ga./Columbia
1	Drew Crawford	G/F	6-5	210	Sr.	Naperville, Ill./Naperville Central
14	Tre Demps	G	6-2	200	R-Fr.	San Antonio, Texas/Ronald Reagan
11	Reggie Hearn	G	6-4	210	Sr.	Fort Wayne, Ind./Snider
0	Omar Jimenez	G	6-1	185	So.	Kennesaw, Ga./Kennesaw Mountain
31	Aaron Liberman	F/C	6-10	215	Fr.	Los Angeles, Calif./Valley Torah
34	Sanjay Lumpkin	G/F	6-6	195	Fr.	Wayzata, Minn./Benilde-St. Margaret's
4	Alex Marcotullio	G	6-3	180	Sr.	Warren, Mich./De La Salle
15	James Montgomery III	G	6-4	190	Jr.	Los Angeles, Calif./Santa Monica
22	Alex Olah	C	7-0	275	Fr.	Timisoara, Romania/ Traders Point Christian Acad. (Zionsville, Ind.)
3	Dave Sobolewski	G	6-1	190	So.	Naperville, Ill./Benet Academy
12	Jared Swopshire	F	6-8	210	GS	St. Louis, Mo./IMG Academy (Bradenton, Fla.)/ Louisville
10	Mike Turner	F	6-8	215	R-Fr.	Chicago, Ill./U. of Chicago Laboratory High

Head Coach: Bill Carmody

Associate Head Coach: Tavaras Hardy

Assistant Coach: Fred Hill

Assistant Coach: Ivan Vujic

Director of Operations: Joe Kennedy

PRONUNCIATIONS

Chier Ajou (42) SHEER a-JOE
 Nikola Cerina (45) chur-A-nuh
 Sanjay Lumpkin (34) SAHN-jay
 Dave Sobolewski (3) So-buh-LEW-ski
 Ivan Vujic EE-vahn VOO-itch

BY ELIGIBILITY

SENIORS (4)

Drew Crawford
 Reggie Hearn
 Alex Marcotullio
 Jared Swopshire

JUNIORS (3)

Nikola Cerina
 JerShon Cobb
 James Montgomery III

SOPHOMORES (2)

Omar Jimenez
 Dave Sobolewski

FRESHMEN (7)

Kale Abrahamson
 Chier Ajou
 Tre Demps
 Aaron Liberman
 Sanjay Lumpkin
 Alex Olah
 Mike Turner

BY STATE/COUNTRY

CALIFORNIA (2)

Aaron Liberman
 James Montgomery III

GEORGIA (2)

JerShon Cobb
 Omar Jimenez

ILLINOIS (3)

Drew Crawford
 Dave Sobolewski
 Mike Turner

INDIANA (1)

Reggie Hearn

IOWA (1)

Kale Abrahamson

MICHIGAN (1)

Alex Marcotullio

MINNESOTA (1)

Sanjay Lumpkin

MISSOURI (1)

Jared Swopshire

ROMANIA (1)

Alex Olah

SERBIA (1)

Nikola Cerina

SOUTH SUDAN (1)

Chier Ajou

TEXAS (1)

Tre Demps



2012-13 SCHEDULE

Day	Date	Opponent	Site	Time	Television
Wed.	Nov. 7	University of Chicago (exhibition)	Evanston, Ill.	7 p.m.	BTN.com
Tue.	Nov. 13	Texas Southern	Evanston, Ill.	7 p.m.	BTN
Thur.	Nov. 15	Mississippi Valley State	Evanston, Ill.	7 p.m.	BTN.com
Sun.	Nov. 18	Fairleigh Dickinson	Evanston, Ill.	1 p.m.	BTN.com
Tue.	Nov. 20	Delaware State	Evanston, Ill.	7 p.m.	BTN.com
Fri.	Nov. 23	vs. TCU ❖	South Padre Island, Texas	7:30 p.m.	
Sat.	Nov. 24	vs. Illinois State or UAB ❖	South Padre Island, Texas	4 or 7 p.m.	CBS Sports Network
Tue.	Nov. 27	Maryland X	Evanston, Ill.	8:15 p.m.	ESPN2
Sat.	Dec. 1	UIC	Evanston, Ill.	TBA	TBA
Tue.	Dec. 4	at Baylor	Waco, Texas	8 p.m.	ESPN2
Sat.	Dec. 8	Butler	Evanston, Ill.	7 p.m.	BTN
Mon.	Dec. 17	Texas State	Evanston, Ill.	6 p.m.	BTN
Fri.	Dec. 21	Stanford	Evanston, Ill.	8 p.m.	BTN
Sun.	Dec. 23	Brown	Evanston, Ill.	12:30 p.m.	BTN.com
Thur.	Jan. 3	Michigan *	Evanston, Ill.	6 p.m.	ESPN2
Sun.	Jan. 6	at Minnesota *	Minneapolis, Minn.	TBD	BTN
Thur.	Jan. 10	at Penn State *	University Park, Pa.	7 p.m.	ESPNU
Sun.	Jan. 13	Iowa *	Evanston, Ill.	4:30 p.m.	ESPNU
Thur.	Jan. 17	at Illinois *	Champaign, Ill.	7:15 p.m.	BTN
Sun.	Jan. 20	Indiana *	Evanston, Ill.	Noon	BTN
Wed.	Jan. 23	Minnesota *	Evanston, Ill.	8 p.m.	BTN
Sat.	Jan. 26	at Nebraska *	Lincoln, Neb.	2 p.m.	ESPNU
Wed.	Jan. 30	at Michigan *	Ann Arbor, Mich.	5:30 p.m.	BTN
Sat.	Feb. 2	Purdue *	Evanston, Ill.	11 a.m.	ESPN2
Sat.	Feb. 9	at Iowa *	Iowa City, Iowa	3:30 p.m.	BTN
Thur.	Feb. 14	at Ohio State *	Columbus, Ohio	6 p.m.	BTN
Sun.	Feb. 17	Illinois *	Evanston, Ill.	6:30 p.m.	BTN
Wed.	Feb. 20	Wisconsin *	Evanston, Ill.	8 p.m.	BTN
Sun.	Feb. 24	at Purdue *	West Lafayette, Ind.	3/12/5 p.m.	CBS/ESPN/BTN
Thur.	Feb. 28	Ohio State *	Evanston, Ill.	6 p.m.	ESPN/ESPN2
Thur.	March 7	Penn State *	Evanston, Ill.	6 p.m.	ESPNU
Sun.	March 10	at Michigan State *	East Lansing, Mich.	3/12/5 p.m.	CBS/ESPN/BTN
Thur.-Sun.	March 14-17	Big Ten Tournament ★	Chicago, Ill.	TBD	

Home games in **bold**

All times Central

❖ South Padre Island Invitational; South Padre Island, Texas

X ACC/Big Ten Challenge

★ Big Ten Tournament; Chicago, Ill. (United Center)

* Big Ten Conference game

2012-13 OPPONENT INFO



Baylor Bears

Dec. 4—8 p.m.; ESPN2 (Waco)
baylorbears.com

Head Coach: Scott Drew (10th year)
Basketball SID: David Kaye
david_kaye@baylor.edu

Brown Bears

Dec. 23—TBD; BTN.com (Evanston)
brownbears.com

Head Coach: Mike Martin (1st year)
Basketball SID: Chris Humm
Christopher_Humm@Brown.edu

Butler Bulldogs

Dec. 8—7 p.m.; BTN (Evanston)
butlersports.com

Head Coach: Brad Stevens (6th year)
Basketball SID: Jim McGrath
jmcgrath@butler.edu

Delaware State Hornets

Nov. 20—7 p.m.; BTN.com (Evanston)
dsuhornets.com

Head Coach: Greg Jackson (13th year)
Basketball SID: Dennis Jones
djones@desu.edu

Fairleigh Dickinson Knights

Nov. 18—TBD; BTN.com (Evanston)
fduknights.com

Head Coach: Greg Vetrone (4th year)
Basketball SID: Jamie Church
jchurch@fdu.edu

Illinois Fighting Illini

Jan. 17—7:15 p.m.; BTN (Champaign)
Feb. 17—6:30 p.m.; BTN (Evanston)
fightingillini.com

Head Coach: John Groce (1st year)
Basketball SID: Derrick Burson
burson@illinois.edu

Indiana Hoosiers

Jan. 20—Noon; BTN (Evanston)
iuhoosiers.com

Head Coach: Tom Crean (5th year)
Basketball SID: J.D. Campbell
jc56@indiana.edu

Iowa Hawkeyes

Jan. 13—4:30 p.m.; ESPNU (Evanston)
Feb. 9—3:30 p.m.; BTN (Iowa City)
hawkeyesports.com

Head Coach: Fran McCaffery (3rd year)
Basketball SID: Matt Weitzel
matthew-weitzel@uiowa.edu

Maryland Terrapins

Nov. 27—8:15 p.m.; ESPN2 (Evanston)
umterps.com

Head Coach: Mark Turgeon (2nd year)
Basketball SID: Zack Bolno
zbolno@umd.edu

Michigan Wolverines

Jan. 3—6 p.m.; ESPN2 (Evanston)
Jan. 30—5:30 p.m.; BTN (Ann Arbor)
mgoblue.com

Head Coach: John Beilein (6th year)
Basketball SID: Tom Wywrot
twywrot@umich.edu

Michigan State Spartans

March 10—TBD; TBD (East Lansing)
msuspartans.com

Head Coach: Tom Izzo (18th year)
Basketball SID: Matt Larson
larsonm9@ath.msu.edu

Minnesota Golden Gophers

Jan. 6—TBD; BTN (Minneapolis)
Jan. 23—8 p.m.; BTN (Evanston)
gophersports.com

Head Coach: Tubby Smith (6th year)
Basketball SID: Matt Slieter
slieter@umn.edu

Mississippi Valley State Delta Devils

Nov. 15—7 p.m.; BTN.com (Evanston)
mvsu.edu/athletics

Head Coach: Chico Potts (1st year)
Basketball SID: Kenneth Mister
kcmister@mvsu.edu

Nebraska Huskers

Jan. 26—2 p.m.; ESPNU (Lincoln)
huskers.com

Head Coach: Tim Miles (1st year)
Basketball SID: Shamus McKnight
smcknight@huskers.com

Ohio State Buckeyes

Feb. 14—6 p.m. CT; BTN (Columbus)
Feb. 28—6 p.m.; ESPN or ESPN2 (Evanston)
ohiostatebuckeyes.com

Head Coach: Thad Matta (9th year)
Basketball SID: Dan Wallenberg
wallenberg.1@osu.edu

Penn State Nittany Lions

Jan. 10—7 p.m. CT; ESPNU (University Park)
March 7—6 p.m.; ESPNU (Evanston)
gopsports.com

Head Coach: Patrick Chambers (2nd year)
Basketball SID: Brian Siegrist
tbs1@psu.edu

Purdue Boilermakers

Feb. 2—11 a.m.; ESPN2 (Evanston)
Feb. 24—TBD; TBD (West Lafayette)
purduesports.com

Head Coach: Matt Painter (8th year)
Basketball SID: Cory Walton
cdwalton@purdue.edu

Stanford Cardinal

Dec. 21—8 p.m.; BTN (Evanston)
gostanford.com

Head Coach: Johnny Dawkins (5th year)
Basketball SID: Brian Risso
brisso@stanford.edu

Texas State Bobcats

Dec. 17—6 p.m.; BTN (Evanston)
txstatebobcats.com

Head Coach: Doug Davalos (7th year)
Basketball SID: Denise Thompson
dt24@txstate.edu

Texas Southern Tigers

Nov. 13—7 p.m.; BTN (Evanston)
tsu.edu/Athletics

Head Coach: Mike Davis (1st year)
Basketball SID: Andrew Roberts
robertsal@tsu.edu

UIC Flames

Dec. 1—TBA; TBA (Evanston)
uicflames.com

Head Coach: Howard Moore (3rd year)
Basketball SID: Brett McWethy
mcwethy@uic.edu

Wisconsin Badgers

Feb. 20—8 p.m.; BTN (Evanston)
uwbadgers.com

Head Coach: Bo Ryan (12th year)
Basketball SID: Patrick Herb
PAH@athletics.wisc.edu

SOUTH PADRE ISLAND

INVITATIONAL

Nov. 23 & 24

South Padre Island, Texas

South Padre Island Convention Center



TCU Horned Frogs
gofrogs.com

Head Coach: Trent Johnson (1st year)
Basketball SID: Andy Anderson
a.anderson2@tcu.edu

Illinois State Redbirds
goredbirds.com

Head Coach: Dan Muller (1st year)
Basketball SID: John Twork
jdtwork@ilstu.edu

UAB Blazers

uabsports.com

Head Coach: Jerod Haase (1st year)
Basketball SID: Aaron Jordan
jordana@uab.edu



COMPOSITE BIG TEN SCHEDULE

Date Game

OCTOBER

Date	Game	TV	Time
27	Lewis at Illinois	BTN.com	8 p.m.
30	Montevallo at Purdue	BTN.com	7 p.m.
	Northwood (Fla.) at Michigan State	BTN.com	7 p.m.
	Walsh at Ohio State	BTN.com	7 p.m.

NOVEMBER

1	Indiana Wesleyan at Indiana	IUHoosiers.com	7 p.m.
	Northern Michigan at Michigan	BTN.com	7 p.m.
	Minnesota State at Minnesota	BTN.com	8 p.m.
2	St. Cloud State at Michigan State	BTN.com	7 p.m.
3	Philadelphia University at Penn State	BTN.com	4 p.m.
	Newberry at Purdue	BTN.com	7 p.m.
4	Quincy at Iowa	BTN.com	2 p.m.
	West Chester at Illinois	BTN.com	4 p.m.
5	Southwest Baptist at Minnesota	BTN.com	8 p.m.
	Saginaw Valley State at Michigan	BTN.com	7 p.m.
7	UW-Oshkosh at Wisconsin	BTN.com	8 p.m.
	Midland Lutheran at Nebraska	BTN.com	8 p.m.
	University of Chicago at Northwestern	NUSports.com	8 p.m.
9	Marquette vs. Ohio State [1]	NBC Sports Net	7 p.m.
	St. Francis (Pa.) at Penn State	BTN.com	7 p.m.
	Bucknell at Purdue [2]	BTN.com	7 p.m.
	Connecticut vs. Michigan State [3]	ESPN	5:30 p.m.
	Bryant at Indiana	BTN	8 p.m.
	Slippery Rock at Michigan	BTN.com	8:30 p.m.
	Texas-Pan American at Iowa	BTN.com	8 p.m.
	Colgate at Illinois	BTN.com	8 p.m.
	American at Minnesota	BTN.com	8 p.m.
11	Albany at Ohio State [4]	BTN.com	2 p.m.
	Southern at Nebraska	BTN.com	7 p.m.
	Southeastern Louisiana at Wisconsin	ESPN3	2 p.m.
	TBD at Purdue [2]	BTN.com	4 p.m.
12	North Dakota State at Indiana [13]	BTN.com	7 p.m.
	Central Michigan at Iowa	BTN	7:30 p.m.
	IUPUI at Michigan [5]	ESPNU	9 p.m.
	Toledo at Minnesota	BTN.com	8 p.m.
	St. Francis (N.Y.) at Illinois	ESPN3	8 p.m.
13	Kansas vs. Michigan State [6]	ESPN	7 p.m.
	Texas Southern at Northwestern	BTN	8 p.m.
	Cleve. St./Bowling Green at Michigan [5]	ESPN2	8 p.m.
14	Wisconsin at Florida	ESPN2 or ESPNU	7 p.m.
15	Sam Houston State at Indiana [13]	BTN	7 p.m.
	Mississippi Valley State at Northwestern	BTN.com	8 p.m.
	North Carolina State vs. Penn State [7]	ESPN2	5 p.m.
	Villanova vs. Purdue [2]	ESPN2	9:30 p.m.
	Valparaiso at Nebraska [8]	BTN	9 p.m.
	Howard at Iowa [9]	BTN.com	8 p.m.
	Tennessee State at Minnesota	ESPN3	8 p.m.
16	Providence/UMass vs. Penn State [7]	ESPN2/U/3	5 or 7:30 p.m.
	Alabama/Oregon State vs. Purdue [2]	ESPNU/ESPN2	5 or 7:30 p.m.
	Illinois at Hawaii		12:30 a.m.
17	Rhode Island vs. Ohio State [4]	ESPN3	5 p.m.
	Gardner-Webb at Iowa [9]	BTN.com	8 p.m.
18	Washington/Seton Hall vs. Ohio State [4]	ESPN2	4:30 p.m.
	TBD vs. Penn State	ESPN2/U/3	TBD
	Nebraska-Omaha at Nebraska [8]	BTN.com	3 p.m.
	Cornell at Wisconsin [10]	ESPN3	6 p.m.
	Texas Southern at Michigan State [11]	BTN.com	Noon
	Farleigh Dickinson at Northwestern [12]	BTN.com	2 p.m.
	Richmond at Minnesota	BTN	7 p.m.
19	Georgia vs. Indiana [13]	ESPNU	5:30 p.m.
	Southern California vs. Illinois [14]	ESPN2	11:59 p.m.
20	Texas/Chaminade vs. Illinois [14]	ESPN2	5 or 10:30 p.m.
	Presbyterian at Wisconsin [10]	ESPN3	8 p.m.
	Boise State at Michigan State [11]	BTN	8 p.m.
	Delaware State at Northwestern [12]	BTN.com	8 p.m.
	Western Kentucky vs. Iowa [9]	CBS Sports Net	9:30 p.m.
	UCLA/Georgetown vs. Indiana [13]	ESPNU/ESPN	7:30/10 p.m.
21	TBD vs. Illinois [14]	ESPN TBD	TBD
	UNC-Wilmington at Purdue	BTN	8 p.m.
	Tulane at Nebraska [8]	BTN.com	8 p.m.
	DePaul/Wichita State vs. Iowa [9]	CBS Sports Net	7/9:30 p.m.
	TBD vs. Michigan [5]	ESPNU/ESPN2	7 or 9:30 p.m.
22	Duke vs. Minnesota [15]		3:30 p.m.
23	Oakland at Michigan State [11]	BTN	8:15 p.m.
	Texas Christian at Northwestern [12]		8:30 p.m.
	TBD vs. Michigan [5]	ESPN	2:30 or 4:30 p.m.
	Memphis/VCU vs. Minnesota [15]		1 or 7 p.m.

	UMKC at Ohio State [4]	BTN	6 p.m.
	Bucknell at Penn State	BTN.com	4:30 p.m.
	Creighton vs. Wisconsin [10]	ESPN2	10 p.m.
24	UAB/Illinois State vs. Northwestern [12]	CBS Sports Net	5 or 8 p.m.
	Kent State at Nebraska [8]	BTN	9 p.m.
	Arizona State/Arkansas vs. Wisconsin [10]	ESPN2/ESPN3	TBD
	TBD vs. Minnesota [15]		TBD
25	Gardner-Webb at Illinois	BTN	4 p.m.
	Louisiana-Lafayette at Michigan State [11]	ESPN3	Noon
	Ball State at Indiana	BTN	6 p.m.
27	Minnesota at Florida State [16]	ESPN2	7:15 p.m.
	North Carolina at Indiana [16]	ESPN	9:30 p.m.
	North Carolina State at Michigan [16]	ESPN	7:30 p.m.
	Maryland at Northwestern [16]	ESPN2	9:15 p.m.
	Iowa at Virginia Tech [16]	ESPNU	7:15 p.m.
	Nebraska at Wake Forest [16]	ESPNU	9:15 p.m.
28	Purdue at Clemson [16]	ESPNU	7:15 p.m.
	Ohio State at Duke [16]	ESPN	9:30 p.m.
	Georgia Tech at Illinois [16]	ESPN2	9 p.m.
	Michigan State at Miami (Fla.) [16]	ESPN	7:30 p.m.
	Boston College at Penn State [16]	ESPNU	9:15 p.m.
	Virginia at Wisconsin [16]	ESPN2	7 p.m.

DECEMBER

1	Coppin State at Indiana	BTN	7:30 p.m.
	Illinois-Chicago at Northwestern	BTN.com	TBD
	Nicholls State at Michigan State	BTN	Noon
	Northern Kentucky at Ohio State	BTN	4:30 p.m.
	Pennsylvania at Penn State	ESPN3	2 p.m.
	North Florida at Minnesota	BTN.com	2 p.m.
	Xavier at Purdue	BTN	2:15 p.m.
	Michigan at Bradley	ESPNU	4 p.m.
	Texas A&M-Corpus Christi at Iowa	BTN.com	1 p.m.
2	California at Wisconsin	BTN	2 or 4 p.m.
3	Southern California at Nebraska	BTN	8 p.m.
4	Lamar at Purdue	BTN	6:30 p.m.
	Northwestern at Baylor	ESPN2	9 p.m.
	Nebraska-Omaha at Wisconsin	ESPN3	8 p.m.
	South Dakota at Iowa	BTN.com	8 p.m.
	South Dakota State at Minnesota	ESPN3	8 p.m.
	Western Michigan at Michigan	BTN	8:30 p.m.
	Western Carolina at Illinois	BTN.com	8 p.m.
5	Penn State at LaSalle		7 p.m.
	Arkansas-Pine Bluff at Michigan State	BTN	8 p.m.
6	Creighton at Nebraska	ESPN3	8 p.m.
7	Iowa State at Iowa	BTN	8 p.m.
8	Central Connecticut at Indiana	BTN	6 p.m.
	Illinois at Gonzaga	ESPN2	10 p.m.
	Butler at Northwestern	BTN	8 p.m.
	Purdue at Eastern Michigan	ESPN3	2 p.m.
	Loyola (Ill.) at Michigan State	BTN	2 p.m.
	Army at Penn State	BTN	4 p.m.
	Arkansas at Michigan	CBS	Noon
	Wisconsin at Marquette	ESPN2	6 p.m.
	Long Beach State at Ohio State	BTN	Noon
	Minnesota at Southern California	Pac-12 Network	10:30 p.m.
11	Binghamton at Michigan	BTN	7 p.m.
	North Dakota State at Minnesota	BTN	9 p.m.
	Norfolk State at Illinois	ESPN3	8 p.m.
12	Green Bay at Wisconsin	BTN	9 p.m.
	Savannah State at Ohio State	BTN	7 p.m.
15	UNC-Asheville at Ohio State	BTN	Noon
	Notre Dame vs. Purdue [17]	ESPN2	4:30 p.m.
	Butler vs. Indiana [17]	CBS	2 p.m.
	Delaware State at Penn State	BTN.com	2 p.m.
	Tuskegee University at Michigan State	ESPNU	9 p.m.
	West Virginia vs. Michigan [18]	ESPN	8 p.m.
	Nebraska at Oregon	FSN	4:30 p.m.
	Northern Iowa vs. Iowa [19]	BTN	2:30 p.m.
16	Eastern Kentucky at Illinois	ESPNU	6 p.m.
17	Texas State at Northwestern	BTN	7 p.m.
18	Winthrop at Ohio State	BTN	7 p.m.
	Ball State at Purdue	ESPN3	7 p.m.
	Michigan State at Bowling Green	ESPNU	7 p.m.
	Jacksonville State at Nebraska	BTN	9 p.m.
19	South Carolina State at Iowa	BTN	9 p.m.
	St. Mary's at Indiana	BTN	7 p.m.
21	Eastern Michigan at Michigan	BTN	8:30 p.m.
	Stanford at Northwestern	BTN	9 p.m.
	Florida Atlantic at Indiana	ESPN2	7 p.m.

COMPOSITE BIG TEN SCHEDULE



22	Central Michigan vs. Nebraska [20]		11 p.m.		Purdue at Penn State	BTN	7 p.m.
	Kansas at Ohio State	CBS	4 p.m.	6	Iowa at Wisconsin	BTN	9 p.m.
	Texas at Michigan State	ESPN2	2 p.m.		Minnesota at Michigan State	BTN	7 p.m.
	Milwaukee at Wisconsin	BTN	9:15 p.m.	7	Indiana at Illinois	ESPN/2	7 p.m.
	Coppin State at Iowa	BTN	1 p.m.	9	Michigan at Wisconsin	ESPN/2	Noon
	Missouri vs. Illinois	ESPN2	6 p.m.		Michigan State at Purdue	BTN	7 p.m.
	Lafayette at Minnesota	BTN	7 p.m.		Penn State at Nebraska	ESPNU	9 p.m.
23	New Hampshire at Penn State	BTN	11 a.m.		Northwestern at Iowa	BTN	4:30 p.m.
	UTEP/Ark.-Pine Bluff vs. Nebraska [20]		TBD	10	Indiana at Ohio State	CBS	1 p.m.
	Brown at Northwestern	BTN.com	1:30 p.m.		Illinois at Minnesota	BTN	6 p.m.
28	Jacksonville at Indiana	BTN	8 p.m.	12	Michigan at Michigan State	ESPN	9 p.m.
29	Chicago State at Ohio State	BTN	4:30 p.m.	13	Nebraska at Indiana	BTN	7 p.m.
	William & Mary at Purdue	ESPN3	2 p.m.		Purdue at Illinois	BTN	9 p.m.
	Duquesne at Penn State	ESPN3	4 p.m.	14	Wisconsin at Minnesota	ESPN/2	7 p.m.
	Samford at Wisconsin	BTN.com	2 p.m.		Iowa at Penn State	ESPNU	9 p.m.
	Central Michigan at Michigan	BTN	7 p.m.		Northwestern at Ohio State	BTN	7 p.m.
	Auburn vs. Illinois [21]	BTN	2:15 p.m.	16	Purdue at Indiana	ESPN/2	2 p.m.
	Nicholls State at Nebraska	BTN.com	3 p.m.		Michigan State at Nebraska	BTN	8 p.m.
31	Michigan State at Minnesota	ESPN2	2 p.m.	17	Ohio State at Wisconsin	CBS	1 p.m.
	Indiana at Iowa	ESPN2	4 p.m.		Minnesota at Iowa	BTN	2 p.m.

JANUARY

2	Nebraska at Ohio State	BTN	6:30 p.m.	19	Penn State at Michigan	BTN	Noon p.m.
	Illinois at Purdue	BTN	8:30 p.m.		Indiana at Michigan State	ESPN	7 p.m.
3	Penn State at Wisconsin	BTN	6:30/8:30 p.m.	20	Minnesota at Ohio State	BTN	7 p.m.
	Michigan at Northwestern	ESPN2	7 p.m.		Wisconsin at Northwestern	BTN	9 p.m.
5	Ohio State at Illinois	BTN	2:15 p.m.	21	Penn State at Illinois	BTN	8:15 p.m.
	Purdue at Michigan State	BTN	Noon p.m.		Iowa at Nebraska	ESPN/2	9 p.m.
6	Wisconsin at Nebraska	BTN	TBD	24	Illinois at Michigan	CBS/ESPN/BTN	4/1/6 p.m.
	Iowa at Michigan	BTN	TBD		Michigan State at Ohio State	CBS/ESPN/BTN	4/1/6 p.m.
	Northwestern at Minnesota	BTN	TBD	26	Northwestern at Purdue	CBS/ESPN/BTN	4/1/6 p.m.
7	Indiana at Penn State	BTN	7 p.m.		Indiana at Minnesota	ESPN	7 p.m.
8	Ohio State at Purdue	ESPN	9 p.m.	27	Nebraska at Wisconsin	BTN	9 p.m.
9	Minnesota at Illinois	BTN	9 p.m.		Purdue at Iowa	BTN	8:30 p.m.
	Nebraska at Michigan	BTN	7 p.m.	28	Michigan at Penn State	BTN	6:30 p.m.
10	Michigan State at Iowa	ESPN/2	7 p.m.		Ohio State at Northwestern	ESPN/2	7 p.m.
	Northwestern at Penn State	ESPNU	8 p.m.				
12	Minnesota at Indiana	BTN	Noon				
	Illinois at Wisconsin	BTN	2:15 p.m.				
13	Michigan at Ohio State	CBS	1:30/4:30 p.m.				
	Nebraska at Michigan State	BTN	TBD				
	Penn State at Purdue	BTN	TBD				
	Iowa at Northwestern	ESPNU	5:30 p.m.				
15	Wisconsin at Indiana	ESPN	9 p.m.				
16	Michigan State at Penn State	BTN	7 p.m.				
	Purdue at Nebraska	BTN	9 p.m.				
17	Northwestern at Illinois	BTN	8:15 p.m.				
	Michigan at Minnesota	ESPN/2	7 p.m.				
19	West Virginia at Purdue	CBS	2 p.m.				
	Ohio State at Michigan State	ESPN	6 p.m.				
	Wisconsin at Iowa	BTN	8 p.m.				
	Nebraska at Penn State	ESPNU	1 p.m.				
	West Virginia at Purdue	CBS	2 p.m.				
20	Indiana at Northwestern	BTN	1 p.m.				
22	Michigan State at Wisconsin	ESPN	7 p.m.				
	Iowa at Ohio State	BTN	6:30 p.m.				
	Illinois at Nebraska	BTN	8:30 p.m.				
23	Minnesota at Northwestern	BTN	9 p.m.				
	Penn State at Indiana	BTN	7 p.m.				
24	Purdue at Michigan	ESPN/2	7 p.m.				
26	Ohio State at Penn State	ESPN2	Noon				
	Minnesota at Wisconsin	BTN	2 p.m.				
	Northwestern at Nebraska	ESPNU	3 p.m.				
27	Michigan State at Indiana	CBS	1 p.m.				
	Michigan at Illinois	BTN	6 p.m.				
	Iowa at Purdue	BTN	3:30 p.m.				
29	Wisconsin at Ohio State	ESPN	7 p.m.				
	Nebraska at Minnesota	BTN	9 p.m.				
30	Indiana at Purdue	BTN	8:30 p.m.				
	Northwestern at Michigan	BTN	6:30 p.m.				
31	Illinois at Michigan State	ESPN/2	7 p.m.				
	Penn State at Iowa	ESPNU	8 p.m.				

FEBRUARY

2	Michigan at Indiana	ESPN	9 p.m.
	Ohio State at Nebraska	BTN	7 p.m.
	Purdue at Northwestern	ESPN2	Noon
3	Wisconsin at Illinois	BTN	3:30 p.m.
	Iowa at Minnesota	BTN	1 p.m.
5	Ohio State at Michigan	ESPN	9 p.m.

MARCH

2	Iowa at Indiana	BTN	7:30 p.m.
	Nebraska at Illinois	BTN	3/5:15 p.m.
2/3	Michigan State at Michigan	CBS/ESPN/BTN	TBD
	Purdue at Wisconsin	CBS/ESPN/BTN	TBD
	Penn State at Minnesota	CBS/ESPN/BTN	TBD
5	Ohio State at Indiana	ESPN	9 p.m.
	Illinois at Iowa	BTN	7 p.m.
6	Michigan at Purdue	BTN	7 p.m.
	Minnesota at Nebraska	BTN	9 p.m.
7	Wisconsin at Michigan State	ESPN/2	9 p.m.
	Penn State at Northwestern	ESPNU	7 p.m.
9	Minnesota at Purdue	BTN	Noon
	Nebraska at Iowa	BTN	2:15 p.m.
10	Indiana at Michigan	CBS/ESPN/BTN	4/1/6 p.m.
	Illinois at Ohio State	CBS/ESPN/BTN	4/1/6 p.m.
	Wisconsin at Penn State	BTN	Noon
	Northwestern at Michigan State	CBS/ESPN/BTN	4/1/6 p.m.

All times Eastern

Exhibition games in *italics*

- [1] Carrier Classic; Charleston, S.C.
- [2] 2K Sports Classic; West Lafayette, Ind. and New York, N.Y.
- [3] Armed Forces Classic; Ramstein Air Base, Germany
- [4] Basketball Hall of Fame Tipoff; Columbus, Ohio and Uncasville, Conn.
- [5] Preseason NIT; Ann Arbor, Mich. and New York, N.Y.
- [6] Champions Classic; Atlanta, Ga.
- [7] Puerto Rico Tipoff; San Juan, Puerto Rico
- [8] Joe Cipriano Classic; Lincoln, Neb.
- [9] Cancun Challenge; Iowa City, Iowa and Cancun, Mexico
- [10] Las Vegas Invitational; Madison, Wis. and Las Vegas, Nev.
- [11] Spartan Showcase; East Lansing, Mich.
- [12] South Padre Island Invitational; Evanston, Ill. and South Padre Island, Texas
- [13] Legends Classic; Bloomington, Ind. and Brooklyn, N.Y.
- [14] Maui Invitational; Maui, Hawaii
- [15] Battle 4 Atlantis; Atlantis, Bahamas
- [16] ACC/Big Ten Challenge
- [17] Crossroads Classic; Indianapolis, Ind.
- [18] Brooklyn Hoops Winter Festival; Brooklyn, N.Y.
- [19] Capitol City Classic; Des Moines, Iowa
- [20] Sun Bowl Invitational; El Paso, Texas
- [21] Chicago, Ill. (United Center)



BIG TEN CONFERENCE

2012 ACC/BIG TEN CHALLENGE

Northwestern hosts Maryland Tuesday, Nov. 27 at Welsh-Ryan Arena in front of a nationally televised audience on ESPN2 in the 2012 ACC/Big Ten Challenge Presented by Dick's Sporting Goods. The Wildcats earned a 76-60 victory over Georgia Tech in Atlanta in last year's Challenge.

Maryland posted a 17-15 overall record a year ago, including a 6-10 mark in ACC play. It will be just the second all-time meeting between the Wildcats and the Terrapins. NU won the only previous matchup 66-62 Dec. 6, 1958.

All 12 games of the two-day event will be broadcast on ESPN, ESPN2 and ESPNU. All games will also be available via WatchESPN, which delivers live access to ESPN, ESPN2, ESPNU and ESPN3 on PCs, smartphones and tablets to fans who receive ESPN's linear networks as part of their video subscription from Comcast, Time Warner Cable, Bright House Networks or Verizon FiOS TV.

Northwestern is 6-7 in its first 13 ACC/Big Ten Challenge matchups, including notching wins each of the last four years. The Wildcats join Ohio State as the only Big Ten teams to win Challenge games four consecutive years. Coupled with a victory over Boston College in the 2011 National Invitation Tournament, Northwestern has won its last five games against ACC opponents.

Tuesday, Nov. 27

Iowa at Virginia Tech, 6:15 p.m.	ESPNU
Minnesota at Florida State, 6:15 p.m.	ESPN2
NC State at Michigan, 6:30 p.m.	ESPN
Nebraska at Wake Forest, 8:15 p.m.	ESPNU
Maryland at Northwestern, 8:15 p.m.	ESPN2
North Carolina at Indiana, 8:30 p.m.	ESPN

Wednesday, Nov. 28

Virginia at Wisconsin, 6 p.m.	ESPN2
Purdue at Clemson, 6:15 p.m.	ESPNU
Michigan State at Miami (Fla.), 6:30 p.m.	ESPN
Georgia Tech at Illinois, 8 p.m.	ESPN2
Boston College at Penn State, 8:15 p.m.	ESPNU
Ohio State at Duke, 8:30 p.m.	ESPN

All times Central



BIG TEN TOURNAMENT

For the first time since 2005, the Big Ten men's basketball tournament returns to the United Center in Chicago following the 2012-13 regular season. Bankers Life Fieldhouse in Indianapolis has served as the host of the tournament for each of the last seven years.

Beginning in 2013 and running through 2016, the tournaments will alternate being held in Chicago and Indianapolis.

The men's tournament will be held at United Center, while the women's tournament will be played at Sears Centre Arena in Hoffman Estates, Ill. Both tournaments will continue to be held at Bankers Life Fieldhouse on the years they are in Indianapolis.

Year	Women's Tournament	Men's Tournament
2013	March 7-10	March 14-17
2014	March 6-9	March 13-16
2015	March 5-8	March 12-15
2016	March 3-6	March 10-13
2017	March 2-5	March 9-12



UNITED CENTER in Chicago



BANKERS LIFE FIELDHOUSE in Indianapolis

2013 BIG TEN TOURNAMENT



2013 BIG TEN MEN'S BASKETBALL TOURNAMENT

March 14-17

UNITED CENTER • CHICAGO



THURSDAY, MARCH 14

FRIDAY, MARCH 15

SATURDAY, MARCH 16

SUNDAY, MARCH 17



WELSH

The Big Ten Conference is known for its enthusiastic crowds and Northwestern's historic Welsh-Ryan Arena is no exception. When opponents arrive to play a game in Evanston, they know they're in for quite a battle.

McGaw Memorial Hall has been the home of the Wildcats since 1952, when it was built in part to accommodate a meeting of the World Council of Churches at the University. One of the best facilities of its size in the nation when it opened, McGaw Hall played host to the 1956 Final Four, which saw San Francisco win an 83-71 decision over Iowa in the championship game—a contest which drew a crowd of 10,653, still the building's basketball attendance record. McGaw Hall was one of just three different arenas to stage the event from 1953-59.

McGaw Hall was officially dedicated on Jan. 18, 1953, although the first game in it was played Dec. 6, 1952, with Northwestern taking on Western Michigan. The fieldhouse was donated to the University by Foster G. McGaw and friends in memory of his father, the Reverend Francis A. McGaw, a Presbyterian minister who died at his mission in Nairobi, Africa, in 1942.

After its early glory days, the structure to which the Wildcats returned in 1983-84 was not the same one they had left 12 months earlier. A \$6.75 million renovation of the building had dramatically altered its interior, with the biggest improvement being the completion of Welsh-Ryan Arena. NU played its home games at Alumni Hall on DePaul University's campus during the 1982-83 season while the renovations were taking place. Now considered one of the top facilities of its size in the nation, Welsh-Ryan Arena is situated at the south end of McGaw Hall, and has a seating capacity of 8,117.

As a part of the \$20 million Campaign for Athletic Excellence, various facilities in McGaw Hall were updated and improved. New wood basketball courts were added to the back of McGaw Hall for extra practice and playing time for the men's basketball, women's basketball and volleyball teams.

The arena is named in recognition of a leadership gift to the \$21 million Athletic Facilities Campaign by the Patrick G. Ryan family of Kenilworth, Ill. Ryan, the recently retired chairman of Northwestern's Board of Trustees, is president and chief executive officer of AON Corporation. The name-gift pledge to the Campaign was made by the Ryan family in honor of his parents, Mr. and Mrs. Patrick G. Ryan Sr. and his wife's parents, Mr. and Mrs. Robert J. Welsh Sr.

Prior to their move to McGaw Hall, the Wildcats played their home games at Patten Gymnasium from 1910-40. One of the most important events in the building during its final year was the championship game of the first NCAA tournament on March 27, 1939, when Oregon defeated Ohio State 46-33. Northwestern split its home games between Chicago Stadium and Evanston High School from 1940-52 before McGaw Hall opened for the 1952-53 season. The facility was constructed at a cost of \$1.3 million.

The men's and women's basketball programs moved into brand-new locker rooms during the 2007-08 season as part of a \$4 million project. The second phase of the efforts was completed in time for the 2008-09 campaign as the coaching staffs moved into their new offices on the second floor of the project.



WELSH-RYAN ARENA



FOOTBALL
N

WOMEN'S TENNIS
22 NCAA APPEARANCES
BIG TEN TEAM CHAMPIONS
1995 1996 1997 2000
2003 2004 2005 2006

8 BIG TEN CHAMPIONSHIPS
BOWL APPEARANCES
1949 1996 1997 2000
2003 2005 2006 2010
2011

WOMEN'S BASKETBALL
N
48 ALL-BIG TEN SELECTIONS
POSTSEASON APPEARANCES
1995 1996 1997 2000
2003 2004 2005 2006 2011

WOMEN'S TENNIS
N
22 NCAA APPEARANCES
BIG TEN TEAM CHAMPIONS
1995 1996 1997 2000
2003 2004 2005 2006 2011

WOMEN'S BASKETBALL
N
48 ALL-BIG TEN SELECTIONS
POSTSEASON APPEARANCES
1995 1996 1997 2000
2003 2004 2005 2006 2011

adidas adidas
ONE REVENUE
CATS 8:56 ILLINOIS 16
CHICAGO LAGO ACURA
WELCOME TO ATHLETIC NIGHT AT WELSH-RYAN ARENA
ONE REVENUE



WELSH-RYAN ARENA

NORTHWESTERN UNIVERSITY



- A private institution founded in 1851, Northwestern University is recognized nationally and internationally for the quality of its educational programs at all levels. Innovative teaching and pioneering research take place in a highly collaborative, interdisciplinary environment that combines the resources of a major research university with the level of individual attention of a small college.

- More than 19,000 full- and part-time students are enrolled on Northwestern's lake-front campuses in Evanston and Chicago and branch campus in Qatar. Almost 8,500 undergraduates study at the University's largest campus in Evanston.

- The University's 2,500 full-time faculty members range from MacArthur Fellowship recipients to Tony Award winners. In their ranks are members of the National Academy of Sciences, the National Academy of Engineering, the American Academy of Arts and Sciences, the American Council of Learned Societies, and numerous other honorary and professional societies.



- Despite their relatively small numbers, Northwestern undergraduates enjoy a great range of educational choices, including more than 150 formal academic concentrations as well as opportunities to do research and special projects, study abroad, and pursue internships. Students frequently complete two majors or two degrees, and some construct and receive approval for their own programs of study. Nearly one-half of Northwestern's undergraduates engage in internships, practicums, paid cooperative education programs, applied research, study abroad, and other off-campus experiences, often for academic credit. All benefit from a level of faculty involvement unusual for undergraduates at major universities, with faculty teaching more than 97 percent of the courses as well as inviting students to participate in research.

- Northwestern recruits students of demonstrated academic achievement from diverse social, ethnic, and economic backgrounds. More than 90 percent of applicants rank in the top 10 percent of their high school classes, and Northwestern is high on the list of US schools enrolling National Merit Scholars, ranking second in 2009-10. About one in five applicants is accepted.



- All 50 states and more than 50 countries are represented in the undergraduate student body. Slightly more than half are female, and more than one third are members of minority groups. Sixty percent enrolled with financial aid. Almost 97 percent of freshmen return for sophomore year.

- Both the federal government and the National College Athletic Association use as a measurement for reporting purposes the graduation rates of entering classes over six continuous years. Such rates at Northwestern have remained above 90 percent for more than a decade of entering classes.





THE UNDERGRADUATE SCHOOLS

The **JUDD A. AND MARJORIE WEINBERG COLLEGE OF ARTS AND SCIENCES** offers a liberal arts education that combines broad exposure to the insights and methods of the principal academic disciplines with focused study in one or more areas. Nearly all faculty members regularly teach undergraduates. The 4,200 undergraduates and 1,300 graduate students in the college enjoy a great deal of choice, with access to departments and programs offering 37 majors, 10 adjunct majors and more than 50 minors.

The **SCHOOL OF COMMUNICATION** enrolls more than 1,200 undergraduate majors and 400 graduate students. Throughout its history the school has been a pioneer in new fields of study. Today the school offers opportunities in five top-ranking departments: communication sciences and disorders, communication studies, performance studies, radio/television/film and theatre.



The 400 undergraduates in the **SCHOOL OF EDUCATION AND SOCIAL POLICY** choose from four courses of study: human development and psychological services, learning and organizational change, secondary teaching and social policy. The school also offers advanced degrees and programs in elementary and secondary teaching, higher education, human development and social policy, learning and organizational change and learning sciences.

The mission of the **ROBERT R. MCCORMICK SCHOOL OF ENGINEERING AND APPLIED SCIENCE** is twofold: the personal and professional development of its students and faculty and the development and application of new technology. The approximately 1,500 undergraduates and 1,350 graduate students choose from more than 20 majors. The school is housed in the Technological Institute complex, which contains nearly 2 million square feet of floor area for educational and research facilities.



THE MEDILL SCHOOL OF JOURNALISM MEDIA, INTEGRATED MARKETING COMMUNICATIONS is a leader in educating journalists and communicators. The journalism degree program prepares students for careers in traditional and non-traditional media and communications. Students in the certificate program in integrated marketing communications develop skills for understanding and analyzing consumers in traditional markets as well as digital communities and

networks. The school's 650 undergraduates and 300 graduate students continue to distinguish Medill by winning national awards such as the Hearst Journalism Awards.

One of the oldest degree-granting music institutions in the United States, the **HENRY AND LEIGH BIENEN SCHOOL OF MUSIC** combines a nationally ranked music program of conservatory-level intensity with the academic rigor and scholarly resources found only at a world-class private research university. The 425 undergraduates participate with graduate students in 16 ensembles and chamber groups and have access to more than 400 performances each year. Special programs include a five-year double-degree curriculum—enabling students to earn a degree in music as well as one in engineering, journalism or arts and sciences—and the ad hoc (self-designed) degree, an option offered by no other major music school.



PRESIDENT MORTON SCHAPIRO



Morton Schapiro began his term as the 16th president of Northwestern University on September 1, 2009. He is a professor of economics in Northwestern's Judd A. and Marjorie Weinberg College of Arts and Sciences and also holds appointments in the J. L. Kellogg School of Management and the School of Education and Social Policy.

President Schapiro is among the nation's leading authorities on the economics of higher education, with particular

expertise in the area of college financing and affordability and on trends in educational costs and student aid. He has testified before US Senate and House committees on economic and educational issues and is widely quoted in the national media on those issues.


Previously President Schapiro was president of Williams College from 2000 to 2009. Earlier he had served as a member of the Williams College faculty from 1980 to 1991 as professor of economics and assistant provost. In 1991 he went to the University of Southern California, where he served as chair of the Department of Economics until 1994 and then as dean of the College of Letters, Arts and Sciences until 2000.



During his last two years as dean, he also served as the university's vice president for planning.

President Schapiro has written more than 100 articles and five books and has edited two others. He has received research grants and contracts from the National Science Foundation, the US Department of Education, the World Bank, the Spencer Foundation, the Andrew W. Mellon Foundation, the College Board, the Organization for Economic Cooperation and Development, and other groups to study the economics of higher education and related topics. In 2010 he was elected a fellow of the American Academy of Arts and Sciences.

He received his bachelor's degree in economics from Hofstra University and his doctorate from the University of Pennsylvania.



V.P. FOR ATHLETICS AND RECREATION JIM PHILLIPS



James J. Phillips became Northwestern's 21st director of intercollegiate athletics and recreation on April 14, 2008, bringing with him a track record of success at the Division I level and a commitment to the values Northwestern always

has maintained in collegiate athletics.

One of 10 children from a middle-class family and a native of the Portage Park neighborhood on the northwest side of Chicago, Phillips has proven to be the perfect fit to head up Northwestern's 19-sport program in the nation's No. 3 market. His deep Windy City roots and family orientation are an integral part of his core philosophy of providing student-athletes with a "world-class experience" that enables them to succeed academically, socially and athletically.

In June of 2012, Phillips was honored as the Under Armour Central Region Athletic Director of the Year. In addition, as a reflection of the respect he has earned from the industry and his peers, Phillips was selected 3rd Vice President of the National Association of Collegiate Directors of Athletics (NACDA) in June of 2011. He will serve in that capacity for a year before becoming 2nd Vice President in 2012-13, 1st Vice President in 2013-14 and eventually serving as the President of NACDA in 2014-15 — a first for a Northwestern AD.

The 2011-12 academic year was Phillips' second as the Athletic Director Chair of the Big Ten Conference, representing

the league's A.D.'s on the Executive Committee of the B1G Joint Group, while he simultaneously worked as a member of the Rose Bowl Management Committee. He is also currently serving on the NCAA Awards, Benefits, Expenses and Financial Aid Cabinet, and as an athletic mentor in the NCAA Pathway Program.

Academically, Wildcat student-athletes have had banner years with Phillips at the helm. A school-record 206 Wildcats were named Academic All-Big Ten in 2011-12, marking the second-straight year NU has received more than 200 such awards.



A "WILDCAT INSIDER" SPECIAL EDITION WITH NU ALUM AND PARDON THE INTERRUPTION CO-HOST MICHAEL WILBON.

In the NCAA's most-recent Academic Progress Rating (APR) data, Northwestern's football program led both Division I FBS and FCS schools with a score of 997. Eight NU programs earned perfect 1,000 scores in the multi-year rate while an additional eight teams had perfect 1,000 totals for the 2010-11 data cycle. Wildcats student-athletes earned a combined overall GPA of 3.19 for the 2011-12 academic year, the highest figure in school history.

Northwestern continues to be among the nation's leaders in community service under Phillips. During the 2011-12 academic year, all 486 Northwestern student-

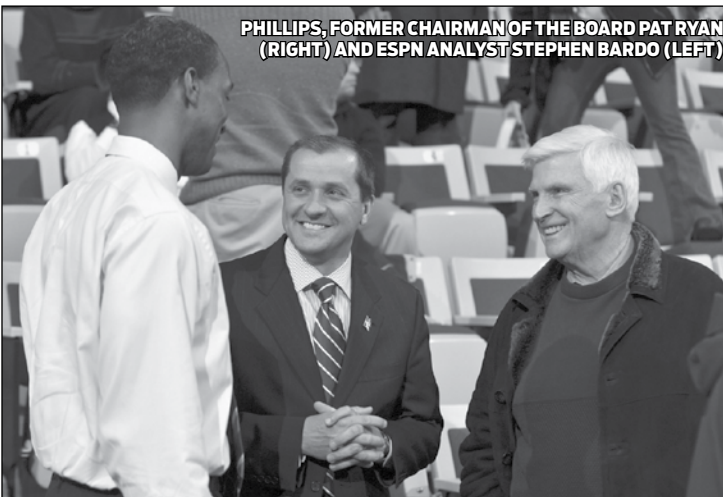
athletes participated in some form of community service, with the group totaling well over 5,000 combined hours for the fourth consecutive year. In June of 2012 that initiative stretched to department staff when more than 100 participated in the inaugural staff community service day at five different locations around Evanston. Northwestern also welcomed over 1,000 local school children to campus to tour athletic facilities and meet-and-greet student-athletes. Student-athletes are participating in the Undergraduate Leadership Program, receiving leadership coaching by the Center on Leadership Fellows, attended the APPLE Conference in 2011 and have been selected to attend the DERU Conference.

Phillips has pursued an aggressive and progressive plan to ensure success both on and off the field of play, embarking on a number of major projects at Northwestern. One of his first actions was to begin the implementation of a Department of Athletics and Recreation re-organization that was completed in January of 2009. The athletic department's existing infrastructure

was broken into three key areas: internal, external and student-athlete welfare.

In the external area in 2010, Northwestern launched the first wide-ranging marketing campaign in the history of the athletic department. The campaign, with the tagline "Chicago's Big Ten Team," aimed at building brand awareness and driving ticket sales over a multi-year time frame.

To raise awareness of Northwestern's brand in Chicagoland, Phillips moved a pair of Northwestern home events into the city of Chicago. In 2009, the Wildcats' baseball team defeated Notre Dame at U.S. Cellular Field, the home of the Chicago



PHILLIPS, FORMER CHAIRMAN OF THE BOARD PAT RYAN (RIGHT) AND ESPN ANALYST STEPHEN BARDON (LEFT)



PHILLIPS AND HEAD COACH BILL CARMODY

V.P. FOR ATHLETICS AND RECREATION JIM PHILLIPS

White Sox. In 2010, Phillips signed a deal for Northwestern to face Illinois at Wrigley Field on November 20 in what was the first football game at the “Friendly Confines” since 1970 and the first college football game at the venue since 1938. Phillips helped ink a deal with Allstate to serve as the title sponsor of the game, dubbed the Allstate Wrigleyville Classic. Another coup for Phillips came in 2011 when he negotiated a contract to play a home-and-home series with Notre Dame beginning in 2014, marking the first time those two programs will meet since NU’s historic win in South Bend in 1995.

Northwestern and Under Armour began a historic and unprecedented multi-year partnership in 2012 that designates Under Armour as the official outfitter of the university’s athletic program. The partnership represents Under Armour’s first outfitter agreement with an athletic program that competes in the Big Ten Conference. Under Armour, the leader in performance apparel, footwear and accessories, will outfit all of Northwestern’s 19 men’s and women’s varsity athletic teams beginning with the 2012-13 season.

Northwestern’s revenues are at an all-time high under Phillips. NU’s football season-ticket base is at its highest in 13 years after growing more than 60 percent over the last three seasons. During the 2011 campaign the Wildcats hosted the largest crowd in the history of Ryan Field in its current configuration, welcoming 47,330 on October 8 for a game against Michigan. Men’s basketball season ticket sales are up 34 percent over the last three years, and Northwestern has posted the sixth-largest increase in the nation in average attendance over the last four seasons.

The department posted significant gains in average attendance across the board in 2011-12 relative to the 2010-11 campaign, including a 37 percent increase for women’s basketball, a 20 percent jump in wrestling, an increase of 26 percent in volleyball, a 66 percent rise for baseball and a 45 percent improvement for the women’s lacrosse program which ranked second in the nation in attendance. In addition, Development has established positive trends in donor cultivation and engagement.

Along with the landmark Under Armour agreement, the department has signed major corporate sponsorship deals with Northwestern Memorial Hospital, BMO Harris Bank, Gatorade and Coca-Cola while transitioning to Learfield Sports as its multimedia rights holder in March of 2011 and re-branding the entity Northwestern Sports Properties (NSP). That group has tripled NU’s corporate sponsorships in the last two years.

Northwestern also signed a television deal with Comcast SportsNet Chicago to carry the new Pat Fitzgerald Show in 2010 as well as a basketball show with men’s head coach Bill Carmody and women’s basketball head coach Joe McKeown. NU created a new Annual Report to showcase the department’s achievements over the previous year.

Phillips launched the first master facility plan study in Northwestern history in November of 2010. The final plan will establish an architectural program to align athletic facilities design and use with new services, identify priorities for im-

provements or options for existing facilities, propose strategies to stage renovations and identify where and when additional facilities may be needed in the future for both athletics and recreation.

Northwestern’s Fitness & Recreation unit has grown as an integral part of the overall collegiate experience for many students, offering intramural sports as well as clubs and classes. The department services undergraduate and graduate students, faculty, staff and alumni across the Northwestern community, providing accessible, fun and innovative ways to live healthy and well. The 33 sport clubs served 1,052 undergraduate students during the 2011-12 academic year, while the intramural sport program had 9,494 participants during the campaign.

On the field, Northwestern has achieved historic success

across the department. The football program has qualified for four straight bowl games while men’s basketball has made four consecutive postseason appearances, both NU firsts. Women’s lacrosse has won seven of the last eight NCAA National Championships, women’s tennis has compiled a string of 14-straight years with a Big Ten title, and men’s soccer captured both the Big Ten regular-season and tournament championships in 2011. In Phillips’ time at Northwestern, women’s lacrosse, softball, men’s golf, women’s fencing, men’s soccer, women’s tennis and wrestling all have won team or individual conference championships.

To sustain that success, Phillips has worked to solidify the leadership of each program, securing Pat Fitzgerald (football), Kelly Amonte Hiller (women’s lacrosse) and Tim Lenahan (men’s soccer) with contract extensions. In June of 2009, he inked Fitzgerald to a new seven-year deal, then extended that contract to 10 years in May of 2011—keeping one of the finest players in school history on the Wildcats’ sideline through at least 2020. Amonte Hiller took charge of the women’s lacrosse program when it returned from club status in 2002 and has built NU into a dynasty with seven national championships. Lenahan has mentored his program to NCAA tourney appearances in six of the last eight seasons, twice reaching the NCAA quarterfinals. In 2011, men’s soccer achieved the Big Ten double by capturing both the regular season and tournament titles.

In addition, Phillips elevated a pair of young Northwestern assistants to head coaching positions, naming Jarod Schroeder the men’s swimming and diving head coach in 2009 and NU graduate Drew Pariano the wrestling head coach in 2010.

He also recruited sought-after head coaches Tracey Fuchs (field hockey), Joe McKeown (women’s basketball), and Michael Moynihan (women’s soccer) to Evanston. Fuchs had arguably the most successful playing career in the history of USA Field Hockey and has been referred to as the “Michael Jordan of field hockey.” McKeown came to the Wildcats after 19 years as the head coach at The George Washington University, where he took his team to the postseason 17 times. Moynihan arrived at Northwestern in 2012 following a remarkable 15-year stint as the head coach at Milwaukee where he coached the Panthers to 13 Horizon League



V.P. FOR ATHLETICS AND RECREATION JIM PHILLIPS

championships, including 12 in a row, and nine NCAA tournament appearances.

Individually, student-athletes have won the Tewaaron Trophy in women's lacrosse (Hannah Nielsen, Shannon Smith), the Big Ten Wayne Duke Award (Mark Ison and Drew Ratner), the Hodge Trophy in wrestling and the Big Ten Conference awards for male and female athletes of the year (Jake Herbert in 2009 and Shannon Smith in 2011, respectively). Since Phillips' arrival in 2008, 33 Wildcats have received first-team All-America honors, 30 have picked up conference Player, Coach or Freshman of the Year accolades and 14 have been named CoSIDA Academic All-Americans.

In June of 2009, Phillips was asked to serve on the NCAA Champions Forum panel, a group of football coaches and athletics directors making an effort to increase the hiring and awareness of minority football coaches. He is a member of the NACDA Executive Committee, the World Sport Chicago Board, the NCAA Fellows Leadership Development Program and previously served on Chicago's bid committee for the 2016 Olympic Games. Phillips currently instructs a course entitled "Comprehensive Perspectives for Leading a Sports Entity" in Northwestern's Kellogg School of Business and has previously lectured in the Northwestern School of Continuing Studies' Master's in Sports Administration program.

Prior to arriving in Evanston, Phillips served as Northern Illinois' athletic director for four years beginning in 2004. During that time, the Huskies had unprecedented athletic success and consistent academic achievements. On July 1, 2006, Phillips was promoted to associate vice president, in addition to his director of athletics title, after already being recognized by his peers in the Mid-American Conference with his selection to serve as chairman of the MAC Athletic Directors' Council. He was honored with the 2007 General Robert R. Neyland Outstanding Athletic Director of the Year award while at NIU, and was a member of the NCAA Women's Basketball committee during his time in the MAC.

Phillips was extraordinarily successful in fundraising and marketing at Northern Illinois. He spearheaded the fundraising and construction of the \$14-million Yordon Academic and Athletic Performance Center at NIU, the largest capital project in the athletic department's history, and led several successful fundraising campaigns for athletics. In addition, the Huskies opened an indoor practice facility for baseball, softball and men's and women's golf, and began construction in the spring of 2008 on a new soccer/track and field complex.

During Phillips' tenure in DeKalb, he was instrumental in scheduling high-profile football games against Michigan and Ohio State that resulted in national television appearances for NIU. He also negotiated playing the University of Iowa in 2007 at Soldier Field in Chicago as a home game at NIU, a game that sold out in less than a week. In addition, Phillips negotiated a multi-year radio rights agreement for WSCR-AM (The Score) in Chicago to carry football, men's basketball and a weekly NIU live radio show discussing all Huskie athletic programs. Phillips also negotiated a television deal with Comcast SportsNet Chicago to carry football games and a weekly show called Inside Huskie Sports.

Phillips helped secure the 2007 NCAA Men's Golf Central Regional, which the Huskies hosted at the new home of NIU golf, Rich Harvest Farms in Sugar Grove, Ill.

A 1990 graduate of the University of Illinois, Phillips started


his career as a manager and student assistant in Illinois' athletic department. He earned a master's degree in education at Arizona State University while serving as a restricted earnings basketball coach during a period in which the Sun Devils reached the post-season in five-straight years.

Phillips also holds a Ph.D. in educational administration from Tennessee, which he completed in the summer of 2007. Phillips served as an assistant athletics director with the Volunteers until 2000. He directed a \$12.4 million annual athletics giving program, and was directly responsible for identifying, cultivating and soliciting all major gifts and donations for the Volunteer athletic program. He helped originate the first-ever capital campaign for athletics at UT that raised more than \$50 million for endowments, facilities and programs. In addition, he supervised several athletic programs and a variety of other areas.

Phillips then moved to the University of Notre Dame in 2000, where he served as associate director of athletics and senior associate director of athletics for external affairs. During 2002-03, he helped launch the Rockne Heritage Fund, which became the first athletics annual fund that directly benefited student-athlete grant-in-aid scholarships. In addition, he managed the ticket office, various corporate sponsorships, athletic programs and a weekly Irish radio show.

At the same time, Phillips played an integral part in the funding of a new \$24-million, 96,000-square foot athletics facility. At Notre Dame, Phillips directed all phases of the athletics community relations program and helped develop new institutional and departmental advancement programs.

Phillips and his wife, Laura, have five children: Luke, Madeline, Meredith, John and James.



THE PHILLIPS FAMILY



THE PLAYERS

DREW CRAWFORD.....	20-21
ALEX MARCOTULLIO.....	22-23
REGGIE HEARN.....	24-25
JARED SWOPSHIRE	26-27
JERSHON COBB.....	28-29
DAVE SOBOLEWSKI.....	30
NIKOLA CERINA.....	31
TRE DEMPS	32
JAMES MONTGOMERY III.....	33
OMAR JIMENEZ	34
MIKE TURNER.....	35
KALE ABRAHAMSON.....	35
CHIER AJOU	35
AARON LIBERMAN.....	36
SANJAY LUMPKIN.....	36
ALEX OLAH.....	36
CLASS PHOTOS.....	37



2012-13 WILDCATS



DREW CRAWFORD

1

6-5 • 210 • Sr.
Guard/Forward
Naperville, Ill.
Naperville Central



2011-12

Consensus third-team All-Big Ten ... Capital One Academic All-America Second Team ... Scored 17 points, all in the second half, and grabbed eight rebounds in a comeback win over LSU (11/17) ... Tallied 20 of his game-high 28 points in the first half while hitting five 3-pointers vs. (11/18) ... Made 11-of-15 field goals and scored 27 points in a win over Seton Hall (11/20) in the championship game of the Charleston Classic ... Named MVP of the Charleston Classic as well as Big Ten Player of the Week (11/21) after averaging 24.0 points and 6.0 rebounds per game in three wins ... Scored 14 points with four assists and three steals in a win at Georgia Tech (11/29) ... Handed out five assists to go along with 17 points in a win over Texas Southern (12/15) ... Posted 14 points, seven rebounds, six assists, three blocked shots and three steals vs. Eastern Illinois (12/18) ... Made 13-of-17 field goal attempts and scored a season-high 34 points at No. 23 Creighton (12/22) ... Shot 7-of-9 from the field and scored a game-high 21 points in a win over Penn State (1/1) ... Recorded 20 points and six rebounds at No. 13 Michigan (1/11) ... Overcame the flu to score 20 points in a victory over No. 6 Michigan State (1/14) ... Posted a game-high 23 points and eight rebounds vs. Purdue (1/28) ... Tallied 21 points and four steals in a win over Nebraska (2/2) ... Scored 18 points and had five rebounds at No. 18 Indiana (2/15) ... Hit four 3-pointers and scored 13 points to go along with a season-high nine rebounds in a win at Penn State (2/25) ... Hit 9 of 11 field goal attempts, including making four 3-pointers, in scoring 23 points vs. No. 10 Ohio State (2/29) ... Posted 18 points, seven rebounds (six offensive) and a career-high five steals in a victory at Iowa (3/3) ... Academic All-Big Ten.

2010-11

Capital One Academic All-District V selection ... Posted 20 points on 9-of-13 shooting in a season-opening win at Northern Illinois (11/12) ... Notched game highs of 22 points and eight rebounds in a win at UTPA (11/17) ... Scored a team-high 17 points in a home-opening victory over Arkansas-Pine Bluff (11/19) ... Tallied 19 points on 8-of-11 shooting with six rebounds and three steals in a victory over Georgia Tech (11/30) ... Handed out five assists in a victory over American (12/16) ... Finished just shy of a triple-double, recording 25 points, nine rebounds and eight assists to go along with three blocked shots and two steals in a win over St. Francis (N.Y.) (12/20) ... Named to all-tournament team at Holiday Festival at Madison Square Garden (12/20-21) ... Posted team highs of 17 points and eight rebounds vs. No. 18 Michigan State (1/3) ... Led the team with 19 points, including hitting five 3-pointers, and six

rebounds in a win at Iowa (1/12) ... Scored a team-best 16 points at Michigan State (1/15) ... Hit five 3-pointers and scored 15 points at No. 16 Minnesota (1/26) ... Collected 12 points, five rebounds and four assists in a win over Illinois (2/5) ... Tallied 16 points and grabbed eight rebounds at Michigan (2/9) ... Grabbed a career-best four steals to go along with 15 points in a win over Iowa (2/17) ... Scored 15 points and grabbed six boards in a win over Minnesota in the Big Ten tournament (3/10) ... Posted a double-double vs. No. 1 Ohio State in the Big Ten tournament (3/11), recording 12 points and 10 rebounds ... Academic All-Big Ten.

2009-10

Selected as Big Ten Freshman of the Year by the media (first Wildcat to earn the honor), while also being named to the all-freshman team and honorable mention All-Big Ten (media) ... Second among all Big Ten freshmen with an average of 10.7 points per game in conference play and third at 10.0 overall ... Hit five 3-pointers en route to scoring 22 points to go along with four assists and four rebounds in a victory over Liberty (11/24) ... Named Big Ten Player of the Week Dec. 14 after setting a Northwestern freshman record with 35 points in a win over North Carolina A&T (12/13), besting the previous record of 30 held by Billy McKinney (vs. Illinois, 2/16/74) ... Hit eight 3-pointers in the contest (one shy of school record) to go along with five rebounds, three assists and two blocked shots ... Scored 13 points and grabbed eight rebounds at Illinois (12/30) ... Keyed a Northwestern comeback from 17 points down by scoring a game-high 25 points, including 11 consecutive, in a win at Michigan (1/10) ... Posted 15 points, including eight over the final 2:05, to go along with seven rebounds in a win over No. 6 Purdue (1/16) ... Scored a game-high 17 points in a victory over Michigan (2/2) ... Notched first career double-double, recording 15 points and 10 rebounds vs. Purdue in the Big Ten tournament (3/12) ... Posted second consecutive double-double with 12 points and 12 rebounds at Rhode Island in the NIT (3/17).

HIGH SCHOOL

First-team all-state selection of the *Chicago Sun-Times* and second-team pick by the *Chicago Tribune* and Associated Press as a senior ... Two-time DuPage Valley Conference co-Player of the Year ... Twice named to *Daily Herald* all-area team, including DuPage County Player of the Year senior year ... Posted averages of 24 points, 9 rebounds and 4 assists per game during final prep season ... Nominated for McDonald's All-America game ... Guided Naperville Central to back-to-back conference titles, including going undefeated in 2008-09 ... Averaged 17 points and 6 rebounds per game as a junior ... Rated No. 3 prospect in the state of Illinois by *City/Suburban Hoops Report* ... Scored 40 points in a regional semifinal win over Geneva junior year ... Played for Illinois Warriors AAU team ... High school coach was Pete Kramer.

PERSONAL

Born Andrew Eugene Crawford on 10/18/1990 ... Son of Danny and Claudia Crawford ... Father is a long-time NBA referee ... Chose Northwestern over Wake Forest, Oklahoma State, Loyola Chicago and DePaul ... Major is economics.

CRAWFORD'S CAREER STATS

Year	GP-GS	Min-Avg	Total			3-pt		FT-FTA	Pct	Rebounds			Ast	TO	Blk	Stl	Pts-Avg
			FG-FGA	Pct	FG-FGA	Pct	Off-Def			Tot-Avg	PF	FO					
2009-10	34-34	927-27.3	119-266	.447	51-149	.342	52-81	.642	59-88	147-4.3	104	5	62	51	25	19	341-10.0
2010-11	34-34	1069-31.4	156-369	.423	53-162	.327	45-63	.714	46-114	160-4.7	86	1	68	45	22	31	410-12.1
2011-12	33-32	1143-34.6	195-403	.484	61-148	.412	81-115	.704	40-115	155-4.7	67	2	68	54	19	40	532-16.1
CAREER	101-100	3139-31.1	470-1038	.453	165-459	.359	178-259	.687	145-317	462-4.6	257	8	198	150	66	90	1283-12.7

2012-13 WILDCATS



2011-12 GAME-BY-GAME

Opponent	GS	FG	3FG	FT	Reb	Pts	A	TO	B	S	Min
Texas-Pan American		3-7	1-3	4-4	6	11	1	2	1	0	23
vs. LSU	*	5-13	2-5	5-6	8	17	1	0	2	2	35
vs. Tulsa	*	11-19	5-8	1-1	4	28	1	2	1	1	35
vs. Seton Hall	*	11-15	4-8	1-3	6	27	2	2	1	0	40
Stony Brook	*	4-10	1-4	3-4	7	12	2	2	1	0	36
at Georgia Tech	*	6-9	0-2	2-4	3	14	4	4	0	3	36
Miss. Valley State	*	5-6	4-5	0-0	5	14	4	0	1	2	17
Baylor	*	5-16	3-8	2-2	5	15	3	1	1	0	38
Texas Southern	*	7-12	1-5	2-3	2	17	5	0	1	2	32
Central Conn. State	*	6-13	1-5	1-2	6	14	1	0	1	0	37
Eastern Illinois	*	5-14	1-5	3-5	7	14	6	0	3	3	35
at Creighton	*	13-17	3-4	5-5	1	34	0	2	0	1	31
at Ohio State	*	4-12	1-2	4-6	6	13	0	0	0	1	34
Penn State	*	7-9	2-2	5-6	3	21	3	2	1	0	40
Illinois	*	3-12	0-1	2-4	6	8	0	1	0	1	38
at Michigan	*	7-15	1-2	5-7	6	20	2	3	0	1	44
Michigan State	*	8-14	3-5	1-2	1	20	1	1	1	1	29
at Wisconsin	*	7-15	1-3	2-2	2	17	0	3	0	0	37
at Minnesota	*	2-10	0-3	1-4	3	5	0	2	2	2	30
Purdue	*	9-16	4-7	1-2	8	23	3	4	0	0	39
Nebraska	*	7-15	4-7	3-4	4	21	0	2	0	4	38
at Illinois	*	5-13	0-4	3-4	4	13	4	2	0	1	40
Iowa	*	5-13	1-5	0-0	5	11	4	1	0	1	37
at Purdue	*	6-16	0-2	2-3	3	14	3	1	0	0	37
at Indiana	*	6-12	2-5	4-4	5	18	1	4	1	1	38
Minnesota	*	4-8	2-6	1-2	0	11	3	2	0	1	33
Michigan	*	2-5	0-2	2-3	1	6	2	2	0	0	27
at Penn State	*	4-9	4-5	1-2	9	13	1	2	0	0	34
Ohio State	*	9-11	4-6	1-5	4	23	3	0	0	1	27
at Iowa	*	5-15	2-7	6-7	7	18	0	3	0	5	38
vs. Minnesota	*	2-11	0-3	4-4	7	8	3	1	1	1	42
Akron	*	10-15	3-7	4-5	7	27	4	1	0	1	36
at Washington	*	2-6	1-2	0-0	4	5	1	2	0	0	30

2009-10 GAME-BY-GAME

Opponent	GS	FG	3FG	FT	Reb	Pts	A	TO	B	S	Min
Northern Illinois	*	1-4	0-2	0-1	1	2	0	1	0	0	12
Butler	*	1-3	0-2	0-0	1	2	2	2	2	0	20
Tennessee State	*	2-4	1-3	3-4	8	8	4	2	1	2	32
Liberty	*	8-14	5-10	1-2	4	22	4	1	1	1	31
vs. Notre Dame	*	0-1	0-1	0-0	2	0	2	1	0	1	20
vs. Iowa State	*	2-5	0-2	0-0	4	4	1	1	2	0	23
at NC State	*	1-3	0-0	0-0	2	1	1	0	1	0	18
North Carolina A&T	*	12-17	8-13	3-4	5	35	3	0	2	0	25
North Florida	*	4-7	2-4	0-0	6	10	0	1	0	1	24
Stanford	*	4-8	1-4	3-4	4	12	1	0	2	0	20
Central Conn. State	*	6-10	1-4	2-2	5	15	4	1	0	1	33
at Illinois	*	5-13	2-7	1-2	8	13	0	1	1	0	28
Michigan State	*	3-7	1-4	1-2	2	8	0	1	0	1	26
Texas-Pan American	*	1-7	0-4	0-0	5	2	1	1	3	1	31
at Michigan	*	7-9	4-5	7-8	8	25	1	5	0	1	35
Wisconsin	*	3-9	2-4	2-6	7	10	1	0	0	0	36
Purdue	*	3-5	2-2	7-10	7	15	3	3	1	0	31
at Ohio State	*	3-10	2-6	3-6	2	11	1	3	0	0	31
Illinois	*	5-13	1-7	4-8	5	15	2	1	1	0	38
at Minnesota	*	5-11	1-5	0-0	1	11	3	1	0	2	33
at Michigan State	*	3-9	2-5	4-4	4	12	2	3	0	0	28
Michigan	*	6-9	4-5	1-1	2	17	3	3	1	0	30
Indiana	*	4-10	0-4	2-3	5	10	3	2	1	1	33
at Iowa	*	2-5	1-2	0-1	3	5	2	1	0	0	22
Minnesota	*	7-13	2-7	2-3	9	18	4	2	0	3	37
Penn State	*	2-6	1-2	0-0	3	5	1	2	0	0	33
at Wisconsin	*	3-6	0-2	2-4	3	8	3	0	0	0	32
Iowa	*	1-4	0-2	0-0	0	2	3	2	2	2	25
at Penn State	*	1-2	1-2	0-0	1	3	0	1	0	0	11
Chicago State	*	1-7	0-4	0-0	1	2	2	2	1	2	23
at Indiana	*	1-4	1-4	1-2	2	4	2	1	0	0	18
vs. Indiana	*	2-7	1-5	1-2	5	6	0	2	1	0	17
vs. Purdue	*	6-11	3-7	0-0	10	15	1	2	2	1	33
at Rhode Island	*	4-13	2-9	2-2	12	12	2	1	1	1	38

2010-11 GAME-BY-GAME

Opponent	GS	FG	3FG	FT	Reb	Pts	A	TO	B	S	Min
at Northern Illinois	*	9-13	2-5	0-0	3	20	2	1	0	1	27
at UT-Pan American	*	7-17	1-3	7-7	8	22	2	2	1	0	37
Arkansas-Pine Bluff	*	5-12	3-8	4-4	5	17	2	1	1	0	26
Creighton	*	3-9	1-6	0-0	1	7	1	4	0	1	34
Georgia Tech	*	8-11	3-5	0-1	6	19	3	0	0	3	28
Long Island	*	4-16	0-5	0-0	4	8	1	0	0	2	29
American	*	1-3	0-0	2-2	2	4	5	0	1	0	22
vs. St. Francis (N.Y.)	*	9-16	3-6	4-5	9	25	8	3	3	2	35
at St. John's	*	7-18	3-10	0-0	1	17	2	5	1	1	35
Mount St. Mary's	*	8-14	0-5	0-0	7	16	1	0	0	1	33
at Purdue	*	1-6	0-1	1-2	10	4	2	1	2	1	32
Michigan State	*	5-16	3-5	4-6	8	17	1	2	3	1	37
at Illinois	*	1-8	0-6	0-0	2	2	2	1	0	0	19
Indiana	*	3-8	2-2	0-0	2	8	2	1	2	1	24
at Iowa	*	7-14	5-9	0-0	6	19	1	1	0	0	31
at Michigan State	*	7-12	2-4	0-0	4	16	0	4	1	1	39
Michigan	*	3-6	2-4	0-0	1	8	1	2	0	0	18
SIU Edwardsville	*	7-10	1-2	1-1	4	16	0	0	0	0	16
Wisconsin	*	0-6	0-2	0-0	1	0	1	0	0	0	27
at Minnesota	*	5-11	5-9	0-0	5	15	4	1	0	2	30
Ohio State	*	2-12	1-8	4-5	6	9	2	1	0	0	36
Illinois	*	5-11	2-5	0-2	5	12	4	3	1	1	35
at Michigan	*	6-12	3-6	1-4	8	16	1	0	1	2	36
at Penn State	*	2-8	0-2	1-1	6	5	1	2	1	0	30
Iowa	*	6-9	2-5	1-1	5	15	4	1	0	4	34
at Indiana	*	2-5	2-4	3-4	2	9	0	2	0	1	35
Penn State	*	5-9	0-3	1-3	2	11	1	1	0	0	25
at Wisconsin	*	5-12	1-5	1-4	4	12	3	1	0	2	34
Minnesota	*	1-5	0-2	0-0	1	2	0	1	1	1	37
vs. Minnesota	*	4-11	1-5	6-7	6	15	1	0	1	0	35
vs. Ohio State	*	4-16	0-4	4-4	10	12	2	1	1	0	43
Milwaukee	*	3-9	0-3	0-0	5	6	3	0	0	1	32
at Boston College	*	5-9	3-5	0-0	4	13	4	2	0	2	35
at Washington State	*	6-15	2-8	0-0	7	14	1	1	1	0	43

CAREER HIGHS

Points	35 vs. North Carolina A&T (12/13/09)
Rebounds.....	12 at Rhode Island (3/17/10)
FG.....	13 at Creighton (12/22/11)
3-pt FG.....	8 vs. North Carolina A&T (12/13/09)
FT.....	7 (twice) last vs. Purdue (1/16/10)
Assists	8 vs. St. Francis (N.Y.) (12/20/10)
Steals.....	4 (twice) last vs. Nebraska (2/2)
Minutes.....	44 at Michigan (1/11/12)

2012-13 WILDCATS



ALEX MARCOTULLIO

4

6-3 • 195 • Sr.
Guard
Warren, Mich.
De La Salle



2011-12

Came off the bench in season-opener vs. UTPA (11/13), contributing five points, three assists and two rebounds ... Hit a pair of 3-pointers in as many attempts in a win over LSU (11/17) ... Posted seven points, three rebounds and three assists in a win over Seton Hall (11/20) in the championship game of the Charleston Classic ... Scored seven points with three rebounds and two steals in a victory at Georgia Tech (11/29) ... Dished out a season-high seven assists with eight points in just 20 minutes of action vs. Mississippi Valley State (12/2) ... Knocked down a pair of first-half 3-pointers to fuel a comeback victory over No. 6 Michigan State (1/14) ... Hit a trio of 3-pointers and posted 11 points, four rebounds and four assists at Minnesota (1/22) ... Grabbed a career-high seven rebounds in a victory at Illinois (2/5) ... Posted a season-high 13 points, knocking down a trio of 3-pointers, to go along with six assists in a victory over Iowa (2/9) ... Hit a season-high four 3-pointers and scored 12 points in a victory at Penn State (2/25) ... Connected on a game-tying 3-pointer with 7.7 seconds remaining against No. 10 Ohio State (3/3).

2010-11

Made first career start in season-opener at Northern Illinois (11/12), handing out three assists ... Scored seven points in a home-opening win over Arkansas-Pine Bluff (11/19) ... Snared three steals in a victory over Creighton (11/28) ... Posted a season-high 13 points, including hitting three 3-pointers, in a win over Georgia Tech (11/30) ... Handed out a career-high eight assists in a starting role vs. Mount St. Mary's (12/23) ... Connected on all three field goal attempts, including two from 3-point range, in a win at Iowa (1/12) ... Tallied 10 points in a victory over SIU Edwardsville (1/20) ... Scored nine points to go along with five rebounds and three assists at No. 16 Minnesota (1/26) ... Dished out six assists to go along with three steals and six points at Michigan (2/9) ... Contributed 11 points, four rebounds and four assists in a victory at Indiana (2/19) ... Posted a career-high 18 points, including 13 in the second half, to key a comeback win over Minnesota (3/2) ... Grabbed a season-best six rebounds to go along with 13 points in a win over Minnesota in the Big Ten tournament (3/10) ... Played a career-high 44 out of a possible 45 minutes in an overtime contest against No. 1 Ohio State in the Big Ten tournament (3/11) ... Scored 13 points to go along with five rebounds and three steals in a victory over Milwaukee in the first round of the NIT (3/16) ... Recorded 12 points, four rebounds and three assists in an NIT second-round victory at Boston College (3/19).

2009-10

Scored eight points, including hitting a pair of 3-pointers, vs. No. 11 Butler (11/18) ... Went 3-for-3 from 3-point range, including making the go-ahead basket late, en route to nine points in a win over Tennessee State (11/22) ... Posted 13 points, making a pair of clutch 3-pointers late in a victory over No. 23 Notre Dame (11/27) ... Notched eight points, five rebounds and three steals in a victory over Iowa State (11/28) ... Tied season highs with five rebounds and three steals to go along with eight points in a win at North Carolina State in the Big Ten/ACC Challenge (12/1) ... Recorded season high five assists and career-high five steals to go along with 10 points in a win over North Florida (12/16) ... Hit four 3-pointers and scored 13 points at Illinois (12/30) ... Scored a career-high 16 points, including hitting four 3-pointers, vs. No. 11 Michigan State (1/2) ... Nailed a career-best five 3-pointers in seven attempts en route to 15 points in a win over Chicago State (3/3) ... Scored eight points and tied a career high with five assists in a win over Indiana in the Big Ten tournament (3/11).

HIGH SCHOOL

Second-team Class A all-state selection of the *Detroit Free Press* as a senior and third-team pick as a junior ... Fourth-team pick of the *Detroit News* junior year ... Averaged 16 points, 5 rebounds and 5 assists per game as a senior ... Twice named first-team All-Catholic ... Two-time first-team All-Macomb County, including Player of the Year as a senior ... First-team All-Metro East ... Team MVP ... Two-time team captain ... Nominated for McDonald's All-America game ... *Sporting News* honorable mention All-American ... Team earned a berth in the MHSAA state semifinals as a sophomore ... Guided the Pilots to four district championships ... Played AAU ball for The Family, the same club as current Northwestern teammate Davide Curletti ... Also competed in football and baseball ... Honor roll student ... National Honor Society member ... High school coach was Greg Esler.

PERSONAL

Born Alex James Marcotullio on 6/6/1991 ... Son of Loretta and Lyle Marcotullio ... Chose Northwestern over Western Michigan and Oakland ... Major is communication studies.

MARCOTULLIO'S CAREER STATS

Year	GP-GS	Min-Avg	Total			3-pt		Rebounds			PF	FO	Ast	TO	Blk	Stl	Pts-Avg
			FG-FGA	Pct	FG-FGA	Pct	FT-FTA	Pct	Off-Def	Tot-Avg							
2009-10	34-0	477-14.0	52-134	.388	41-111	.369	17-24	.708	8-31	39-1.1	57	1	34	21	0	31	162-4.8
2010-11	34-7	788-23.2	69-167	.413	45-126	.357	29-41	.707	20-64	84-2.5	70	2	73	36	4	34	212-6.2
2011-12	29-6	598-20.6	50-116	.431	38-92	.413	12-17	.706	12-47	59-2.0	69	4	56	28	7	24	150-5.2
CAREER	97-13	1863-19.2	171-417	.410	124-329	.377	58-82	.707	40-142	182-1.9	196	7	163	85	11	89	524-5.4

2012-13 WILDCATS



2011-12 GAME-BY-GAME

Opponent	GS	FG	3FG	FT	Reb	Pts	A	TO	B	S	Min
Texas-Pan American		2-4	1-3	0-0	2	5	3	1	0	0	16
vs. LSU		2-2	2-2	0-0	1	6	1	3	0	2	10
vs. Tulsa		0-2	0-2	0-0	0	0	1	0	0	0	10
vs. Seton Hall		1-3	1-2	4-4	3	7	3	0	0	1	29
Stony Brook											DNP
at Georgia Tech		3-6	1-2	0-0	3	7	1	0	0	2	24
Miss. Valley State		3-6	2-5	0-0	3	8	7	1	0	0	20
Baylor		1-3	1-3	0-0	3	3	3	2	0	1	20
Texas Southern											DNP
Central Conn. State		0-0	0-0	0-0	0	0	0	0	0	0	3
Eastern Illinois											DNP
at Creighton		0-3	0-3	0-0	1	0	4	0	0	0	17
at Ohio State		1-2	1-2	0-0	2	3	0	1	0	0	7
Penn State		2-4	2-4	0-0	1	6	2	0	0	0	20
Illinois		1-2	1-2	1-2	3	4	1	1	1	0	17
at Michigan	*	0-0	0-0	1-3	3	1	1	2	0	1	22
Michigan State		2-4	2-2	0-0	1	6	0	0	0	1	15
at Wisconsin											DNP
at Minnesota		4-8	3-6	0-0	4	11	4	0	0	1	28
Purdue		1-6	1-6	0-0	2	3	4	2	1	0	27
Nebraska	*	2-7	2-7	1-2	2	7	2	1	1	1	28
at Illinois	*	1-3	0-2	0-0	7	2	1	3	0	1	30
Iowa	*	4-8	3-7	2-2	1	13	6	0	0	1	26
at Purdue	*	1-1	1-1	0-0	0	3	1	3	0	1	30
at Indiana	*	3-5	0-1	1-2	3	7	1	1	0	2	35
Minnesota		1-4	1-4	0-0	2	3	1	1	0	0	18
Michigan		1-5	0-4	0-0	5	2	3	1	1	1	22
at Penn State		4-7	4-6	0-0	1	12	0	1	1	0	24
Ohio State		2-5	2-4	0-0	0	6	3	1	1	1	21
at Iowa		1-2	1-1	2-2	2	5	0	1	0	1	15
vs. Minnesota		2-4	2-4	0-0	1	6	1	0	0	0	17
Akron		1-4	1-3	0-0	2	3	2	0	1	3	27
at Washington		4-6	3-4	0-0	1	11	0	2	0	3	20

2010-11 GAME-BY-GAME

Opponent	GS	FG	3FG	FT	Reb	Pts	A	TO	B	S	Min
at Northern Illinois	*	1-5	1-5	0-0	2	3	3	0	0	0	24
at UT-Pan American		2-3	1-2	0-2	2	5	0	1	0	2	14
Arkansas-Pine Bluff		1-4	1-4	4-4	2	7	1	0	0	0	13
Creighton		0-0	0-0	0-0	1	0	0	0	0	3	11
Georgia Tech		4-7	3-5	2-3	1	13	2	1	0	0	15
Long Island		2-3	1-2	0-0	1	5	2	0	0	0	17
American		1-4	0-2	0-0	0	2	3	1	0	3	17
vs. St. Francis (N.Y.)		1-2	0-1	0-0	3	2	4	1	0	0	23
at St. John's		2-6	1-4	3-3	4	8	3	1	0	2	26
Mount St. Mary's	*	1-8	1-8	0-0	4	3	8	2	0	1	28
at Purdue		1-3	1-2	0-0	3	3	0	0	0	0	17
Michigan State		1-3	1-2	0-0	3	3	1	2	0	1	16
at Illinois		2-4	1-3	0-0	0	5	4	0	0	1	16
Indiana		2-5	1-4	1-2	5	6	4	1	1	1	20
at Iowa		3-3	2-2	0-0	3	8	3	4	0	1	22
at Michigan State		2-4	1-2	0-0	0	5	0	1	0	1	24
Michigan		2-3	1-2	0-0	2	5	3	0	0	1	26
SIU Edwardsville		3-6	2-4	2-2	2	10	2	1	0	0	22
Wisconsin		0-3	0-0	1-2	2	1	2	1	0	0	22
at Minnesota		3-10	2-8	1-2	5	9	3	0	0	1	26
Ohio State		2-5	1-4	0-0	1	5	2	2	0	0	26
Illinois		1-1	1-1	0-1	1	3	2	0	0	0	18
at Michigan		2-3	2-3	0-0	2	6	6	2	0	3	26
at Penn State		0-1	0-1	0-0	0	0	0	0	0	0	5
Iowa		2-4	2-4	0-0	2	6	1	0	0	2	14
at Indiana		4-7	2-4	1-2	4	11	4	0	1	1	31
Penn State		0-4	0-4	0-0	0	0	0	3	0	0	26
at Wisconsin		0-1	0-1	0-0	2	0	0	1	0	0	19
Minnesota		5-9	3-7	5-5	3	18	2	1	1	2	33
vs. Minnesota	*	5-8	2-5	1-3	6	13	2	1	0	2	37
vs. Ohio State	*	2-7	2-6	0-0	4	6	1	2	1	1	44
Milwaukee	*	3-12	3-9	4-4	5	13	1	3	0	3	37
at Boston College	*	4-10	3-8	1-1	4	12	3	2	0	2	31
at Washington State	*	5-9	3-7	3-5	5	16	2	0	0	0	42

2009-10 GAME-BY-GAME

Opponent	GS	FG	3FG	FT	Reb	Pts	A	TO	B	S	Min
Northern Illinois		0-1	0-0	0-0	0	0	0	0	0	0	1
Butler		3-6	2-5	0-1	0	8	1	1	0	1	15
Tennessee State		3-3	3-3	0-0	1	9	0	0	0	1	18
Liberty		1-3	1-3	0-0	1	3	1	0	0	1	7
vs. Notre Dame		4-8	3-7	2-2	3	13	2	0	0	2	20
vs. Iowa State		3-4	2-3	0-1	5	8	1	0	0	3	23
at NC State		3-8	2-5	0-0	5	8	2	2	0	3	26
North Carolina A&T		3-5	3-5	2-2	3	11	0	1	0	0	15
North Florida		3-8	2-6	2-2	0	10	5	1	0	5	21
Stanford		1-5	0-4	1-2	2	3	2	0	0	3	19
Central Conn. State		0-4	0-4	0-0	1	0	2	1	0	0	18
at Illinois		4-9	4-9	1-2	1	13	1	0	0	1	21
Michigan State		4-9	4-7	4-5	2	16	2	1	0	1	28
Texas-Pan American		0-5	0-4	2-2	2	2	2	4	0	0	17
at Michigan		0-5	0-4	0-0	0	0	0	0	0	0	12
Wisconsin		0-0	0-0	0-0	0	0	0	1	0	0	6
Purdue		0-0	0-0	0-0	0	0	1	1	0	0	12
at Ohio State		1-3	1-3	0-0	1	3	1	0	0	0	10
Illinois		0-1	0-1	0-0	1	0	0	0	0	0	12
at Minnesota		1-3	1-3	0-0	1	3	0	1	0	0	9
at Michigan State		0-2	0-2	0-0	2	0	0	0	0	0	8
Michigan		0-0	0-0	0-0	0	0	0	1	0	0	8
Indiana		1-4	1-4	0-0	0	3	0	0	0	0	13
at Iowa		3-4	1-2	0-0	2	7	0	0	0	1	12
Minnesota		1-2	1-2	0-0	1	3	0	1	0	0	11
Penn State		1-2	1-2	0-0	1	3	0	1	0	1	9
at Wisconsin		0-1	0-1	0-0	0	0	0	0	0	0	3
Iowa		0-1	0-1	2-2	0	2	1	0	0	1	13
at Penn State		1-3	1-3	1-3	2	4	1	1	0	2	12
Chicago State		5-7	5-7	0-0	2	15	3	0	0	1	18
at Indiana		3-8	1-5	0-0	0	7	1	1	0	2	24
vs. Indiana		3-8	2-5	0-0	0	8	5	0	0	1	20
vs. Purdue		0-2	0-1	0-0	0	0	0	1	0	0	11
at Rhode Island		0-0	0-0	0-0	0	0	0	1	0	1	5

CAREER HIGHS

Points	18 vs. Minnesota (3/2/11)
Rebounds.....	7 at Illinois (2/5/12)
FG.....	5 (4 times) last at Washington State (3/23/11)
3-pt FG.....	5 vs. Chicago State (3/3/10)
FT.....	5 vs. Minnesota (3/2/11)
Assists.....	8 vs. Mount St. Mary's (12/23/10)
Steals.....	5 vs. North Florida (12/16/09)
Minutes.....	44 vs. Ohio State (3/11/11)

2012-13 WILDCATS



**REGGIE
HEARN**

11

6-4 • 210 • Sr.
Guard
Fort Wayne, Ind.
Snider



2011-12

Started all 33 games ... Made first collegiate start in season-opener vs. UTPA (11/13) and had a solid all-around performance with seven points, five rebounds, four assists, three steals and a blocked shot ... Scored eight points in a win over Stony Brook (11/25) ... Posted 15 points and seven rebounds with three 3-pointers vs. Mississippi Valley State (12/2) ... Hit six of seven field goal attempts, including all four from 3-point range, and scored 17 points in a win over Central Connecticut State (12/17) ... Recorded seven points, six rebounds and three assists in a season-high 42 minutes of action at No. 13 Michigan (1/11) ... Made five of six field goal attempts, scoring 10 points to go along with five rebounds in a win over No. 6 Michigan State (1/14) ... Scored 11 points, including going 6-for-6 from the free throw line at Wisconsin (1/18) ... Posted nine points and grabbed five rebounds in a win over Nebraska (2/2) ... Connected on seven of eight field goal attempts, including all six in the first half when he scored 16 of his career-high 20 points in a road win at Illinois (2/5) ... Tallied 16 points, including hitting a trio of 3-pointers, in a victory over Iowa (2/9) ... Scored 16 points and grabbed a team-high eight rebounds at Purdue (2/12) ... Grabbed a career-high 11 rebounds to go along with 11 points to record first collegiate double-double vs. No. 11 Michigan (2/21) ... Tied a season high with three steals in a victory at Penn State (2/25) ... Posted nine points and a season-high five assists vs. No. 10 Ohio State (2/29) ... Tallied nine points, six rebounds and two steals in a victory at Iowa (3/3).

2010-11

Appeared in 19 games ... Connected on both free throw attempts at Northern Illinois (11/12) and again at Iowa (1/12) ... Posted career bests of 10 points, three rebounds and two assists along with a steal in a win over SIU Edwardsville (1/20) ... Knocked down a 3-pointer in an NIT win at Boston College (3/19) ... Academic All-Big Ten.

2009-10

Saw action in 13 contests ... Appeared in first collegiate game in season opener against Northern Illinois (11/13) ... Dished out first career assist vs. North Carolina A&T (12/13) ... Scored first five points of collegiate career, including hitting a 3-pointer, in a victory over North Florida (12/16).

HIGH SCHOOL

Three-year letterwinner ... Team captain ... Averaged 14.9 points and 7.8 rebounds per game as a senior ... Helped guide Snider to a 25-2 record and a 4A state runner-up finish senior year ... Named to all-tournament team after scoring 15 points in the championship game and setting a state finals record by going 11-of-15 from the free throw line ... All-Summit Athletic Conference and all-area selection ... Recipient of the Arthur L. Trester Mental Attitude Award for Class 4A ... Participated in Hall of Fame Classic and East/West Indiana All-Star Game ... National Honor Society member ... Graduated fourth in his class ... Member of Youth Leadership Fort Wayne ... National Achievement Scholar member of National Society of High School Scholars ... High school coach was Ray Sims.

PERSONAL

Born Reggie Christian Hearn on 8/14/1991 ... Son of Lisa Hearn and Crane Hearn ... Father played basketball at Carthage College ... Attended same high school as former NFL players Rod Woodson and Vaughn Dunbar ... Major is psychology.

HEARN'S CAREER STATS

Year	Total				3-pt		Rebounds				PF	FO	Ast	TO	Blk	Stl	Pts-Avg
	GP-GS	Min-Avg	FG-FGA	Pct	FG-FGA	Pct	FT-FTA	Pct	Off-Def	Tot-Avg							
2009-10	13-0	25-1.9	2-4	.500	1-2	.500	0-0	.000	1-1	2-0.2	2	0	3	1	0	0	5-0.4
2010-11	19-0	47-2.5	5-13	.385	2-6	.333	7-8	.875	2-2	4-0.2	5	0	3	3	1	2	19-1.0
2011-12	33-33	862-26.1	86-177	.486	36-97	.371	37-47	.787	34-87	121-3.7	98	4	43	49	10	22	245-7.4
CAREER	65-33	934-14.4	93-194	.479	39-105	.371	44-55	.800	37-90	127-2.0	105	4	49	53	11	24	269-4.1

2012-13 WILDCATS



2011-12 GAME-BY-GAME

Opponent	GS	FG	3FG	FT	Reb	Pts	A	TO	B	S	Min
Texas-Pan American	*	3-5	1-3	0-0	5	7	4	0	1	3	28
vs. LSU	*	2-5	2-5	0-0	2	6	1	1	0	1	22
vs. Tulsa	*	1-2	1-2	1-2	3	4	0	0	0	0	23
vs. Seton Hall	*	1-1	0-0	2-2	0	4	0	1	0	0	11
Stony Brook	*	3-6	2-5	0-0	3	8	0	0	0	1	24
at Georgia Tech	*	1-3	0-2	0-0	5	2	1	2	0	0	20
Miss. Valley State	*	5-8	3-5	2-2	7	15	1	4	0	0	26
Baylor	*	0-2	0-2	0-0	2	0	0	0	0	0	17
Texas Southern	*	2-7	0-4	0-0	6	4	2	0	0	2	24
Central Conn. State	*	6-7	4-4	1-1	0	17	1	2	2	0	23
Eastern Illinois	*	0-1	0-1	0-0	4	0	3	3	0	1	24
at Creighton	*	1-4	0-3	0-0	1	2	0	1	0	2	22
at Ohio State	*	1-2	0-1	0-0	3	2	1	0	0	0	17
Penn State	*	0-1	0-0	0-0	0	0	1	2	0	0	12
Illinois	*	3-5	1-2	1-1	2	8	0	1	0	0	11
at Michigan	*	2-5	2-3	1-2	6	7	3	2	0	0	42
Michigan State	*	5-6	0-0	0-0	5	10	2	4	0	0	29
at Wisconsin	*	2-6	1-3	6-6	1	11	0	1	0	0	34
at Minnesota	*	1-3	1-3	5-6	4	8	2	2	0	1	32
Purdue	*	2-3	0-1	1-2	8	5	1	5	1	0	29
Nebraska	*	2-6	2-4	3-4	5	9	1	2	0	0	28
at Illinois	*	7-8	4-5	2-2	2	20	1	2	0	0	32
Iowa	*	5-8	3-5	3-4	3	16	1	1	2	1	30
at Purdue	*	6-12	3-7	1-2	8	16	0	3	0	0	33
at Indiana	*	3-6	1-4	1-2	3	8	1	0	0	0	23
Minnesota	*	2-7	0-3	2-2	3	6	2	2	0	0	32
Michigan	*	4-4	1-1	2-2	11	11	2	4	0	0	40
at Penn State	*	2-5	2-4	0-1	3	6	1	2	0	3	35
Ohio State	*	4-8	1-3	0-0	1	9	5	1	0	1	31
at Iowa	*	4-8	0-1	1-2	6	9	1	0	0	2	25
vs. Minnesota	*	1-7	1-4	2-2	1	5	0	1	0	3	28
Akron	*	2-5	0-1	0-0	4	4	3	0	0	0	23
at Washington	*	3-11	0-6	0-0	4	6	2	1	4	0	32

2009-10 GAME-BY-GAME

Opponent	GS	FG	3FG	FT	Reb	Pts	A	TO	B	S	Min
Northern Illinois		0-0	0-0	0-0	0	0	0	0	0	0	1
Butler											DNP
Tennessee State											DNP
Liberty											DNP
vs. Notre Dame											DNP
vs. Iowa State											DNP
at NC State											DNP
North Carolina A&T		0-0	0-0	0-0	0	0	1	0	0	0	4
North Florida		2-2	1-1	0-0	0	5	0	0	0	0	4
Stanford											DNP
Central Conn. State		0-0	0-0	0-0	0	0	0	0	0	0	1
at Illinois											
Michigan State		0-1	0-0	0-0	0	0	0	0	0	0	2
Texas-Pan American											DNP
at Michigan											DNP
Wisconsin											DNP
Purdue											DNP
at Ohio State		0-0	0-0	0-0	0	0	0	0	0	0	1
Illinois											DNP
at Minnesota											DNP
at Michigan State											DNP
Michigan		0-0	0-0	0-0	1	0	0	0	0	0	1
Indiana		0-0	0-0	0-0	0	0	0	0	0	0	1
at Iowa											DNP
Minnesota											DNP
Penn State											DNP
at Wisconsin											DNP
Iowa		0-0	0-0	0-0	0	0	0	0	0	0	1
at Penn State		0-0	0-0	0-0	0	0	1	0	0	0	3
Chicago State		0-1	0-1	0-0	1	0	1	1	0	0	3
at Indiana											DNP
vs. Indiana		0-0	0-0	0-0	0	0	0	0	0	0	1
vs. Purdue											DNP
at Rhode Island											DNP

2010-11 GAME-BY-GAME

Opponent	GS	FG	3FG	FT	Reb	Pts	A	TO	B	S	Min
at Northern Illinois		0-0	0-0	2-2	0	2	0	1	0	0	2
at UT-Pan American											DNP
Arkansas-Pine Bluff		0-0	0-0	0-0	0	0	0	0	0	0	4
Creighton		0-0	0-0	0-0	0	0	0	0	0	0	0+
Georgia Tech		0-1	0-1	0-0	0	0	0	0	0	0	2
Long Island											DNP
American		0-0	0-0	0-0	0	0	0	0	0	0	2
vs. St. Francis (N.Y.)		0-0	0-0	0-0	0	0	0	0	0	0	2
at St. John's		0-1	0-1	0-0	0	0	0	0	0	0	0+
Mount St. Mary's		0-1	0-0	0-0	1	0	0	1	0	0	4
at Purdue											DNP
Michigan State											DNP
at Illinois		0-0	0-0	0-0	0	0	0	0	0	1	2
Indiana											DNP
at Iowa		0-0	0-0	2-2	0	2	0	0	0	0	1
at Michigan State											DNP
Michigan		0-1	0-0	0-0	0	0	0	0	0	0	1
SIU Edwardsville		4-7	1-3	1-1	3	10	2	1	0	1	15
Wisconsin		0-0	0-0	2-3	0	2	1	0	1	0	6
at Minnesota											DNP
Ohio State											DNP
Illinois											DNP
at Michigan											DNP
at Penn State		0-0	0-0	0-0	0	0	0	0	0	0	4
Iowa											DNP
at Indiana											DNP
Penn State											DNP
at Wisconsin		0-0	0-0	0-0	0	0	0	0	0	0	0+
Minnesota		0-0	0-0	0-0	0	0	0	0	0	0	0+
vs. Minnesota		0-1	0-0	0-0	0	0	0	0	0	0	1
vs. Ohio State											DNP
Milwaukee		0-0	0-0	0-0	0	0	0	0	0	0	0+
at Boston College		1-1	1-1	0-0	0	3	0	0	0	0	1
at Washington State											DNP

CAREER HIGHS

Points	20 at Illinois (2/5/12)
Rebounds.....	11 vs. Michigan (2/21/12)
FG.....	7 at Illinois (2/5/12)
3-pt FG.....	4 (twice) last at Illinois (2/5/12)
FT.....	6 at Wisconsin (1/18/12)
Assists.....	5 vs. Ohio State (2/29/12)
Steals.....	3 (3 times) last vs. Minnesota (3/8/12)
Minutes.....	42 at Michigan (1/11/12)

2012-13 WILDCATS



JARED SWOPSHIRE

12

6-8 • 210 • Sr.

Forward

St. Louis, Mo.

IMG Academy (Bradenton, Fla.)



2011-12 (AT LOUISVILLE)

Appeared in 39 contests, helping the Cardinals reach the Final Four ... Grabbed a career-high 12 rebounds against Marquette in the Big East quarterfinals ... Averaged 3.8 points and 4.5 rebounds and made 9-of-11 free throws (.818) for the four games of the BIG EAST Championship ... Had a key assist and buried just his second three-pointer of the season in the closing minutes against Villanova to help seal a victory, totaling six points and three rebounds in 14 minutes ... Contributed nine points and two blocked shots against Connecticut ... Grabbed nine rebounds at St. John's in 19 minutes of action, adding four points and two assists ... Made first start since his sophomore season against USF on Senior Night and contributed three rebounds and a steal ... Also started at Syracuse, producing four points and five rebounds ... Gathered five or more rebounds eight times, including five rebounds and four points off the bench against Davidson in the NCAA Championship Second Round ... In first official game after missing all of the 2010-11 season, came off the bench to produce eight points, five rebounds vs. UT Martin ... Had a game-high 13 points and eight rebounds vs. Lamar ... Had 10 points and six rebounds vs. Long Beach State.

2010-11 (AT LOUISVILLE)

Missed entire season due to injury.

2009-10 (AT LOUISVILLE)

Appeared in 33 games, starting 20 ... Grabbed at least seven rebounds in 16 games and scored in double digits on 12 occasions ... Ranked sixth in the Big East in free throw percentage (.840) ... Totaled 10 points and eight rebounds against then No. 1 Syracuse ... Produced eight points, five rebounds, three assists and two steals at Connecticut--all coming in the second half except for two of the assists ... Tied a career-best with five assists against DePaul, adding five points, seven rebounds and two steals-- his third game with multiple steals last season ... Had 12 points, nine rebounds and a career-high three blocked shots against Notre Dame ... Contributed 10 points, five rebounds and two assists at Syracuse ... Totaled 13 points, eight rebounds and a career-high five assists vs. Rutgers ... Had 10 points and four rebounds at Kentucky ... Had nine points and nine rebounds vs. UConn ... Scored eight points, handed out three assists and a season-high 11 rebounds at Providence ... Had 12 points, seven rebounds and matched a career-best with three steals

against USF in the Cardinals' Big East Conference opener ... Scored a career-high 13 points and grabbed six rebounds against Radford ... Had 12 points and seven rebounds against Western Carolina ... Produced first career double-double with 10 points, 11 rebounds and two assists against Arkansas in the team's season-opener.

2008-09 (AT LOUISVILLE)

Saw action in all 37 games ... Had five points, three rebounds and a steal against DePaul ... Made first career start vs. UAB and responded with a season-high eight points and four rebounds in 14 minutes (4-of-5 FG) ... Grabbed a season-high eight rebounds against South Alabama ... Scored seven points vs. Lamar, adding two rebounds in nine minutes of action.

HIGH SCHOOL

Averaged 22.1 points, 9.2 rebounds as a senior at IMG Academy in Bradenton, Fla. ... Ranked as the No. 75 prospect in the nation by Scout.com; No. 93 by USA Today recruiting analyst Rob Harrington; No. 94 in the ESPN 150; No. 95 in the CBS College Sports Top 100; and 131st nationally by Rivals (No. 20 small forward) ... All-tournament selection in the 2006 Pepsi Shootout in Naples, Fla., when he was also named the ESPN Player of the Game for his performance in the event ... Named MVP of his Florida team in the Senior Showcase basketball game after scoring 25 points against a Team USA squad (3/23/08) ... Averaged 20.4 points, 8.1 rebounds and 3.8 blocked shots as a junior in helping IMG Academy produce a 19-3 record ... Played his freshman and sophomore years of high school at Fort Zumwalt West High School in O'Fallon, Mo.

PERSONAL

Born on 10/17/89 ... Son of Teddy and Diane Swopshire ... Younger twin sisters, Janna and Jasmine, are members of the women's basketball team at the University of Wisconsin-Milwaukee.

SWOPSHIRE'S CAREER STATS

Year	GP-GS	Min-Avg	Total			3-pt		FT-FTA	Pct	Rebounds			PF	FO	Ast	TO	Blk	Stl	Pts-Avg
			FG-FGA	Pct	FG-FGA	Pct	Off-Def			Tot-Avg									
2008-09*	37-1	201-5.4	18-50	.360	5-19	.263	10-17	.588	14-28	42-1.1	20	0	7	18	3	6	51-1.4		
2009-10*	33-20	824-25.0	78-205	.380	22-68	.324	68-81	.840	62-138	200-6.1	63	1	43	42	13	22	246-7.5		
2010-11*	Did not play—injured																		
2011-12*	39-2	523-13.4	45-115	.391	5-24	.208	33-48	.688	30-79	109-2.8	42	0	17	22	9	13	128-3.3		
CAREER	109-23	1548-14.2	141-370	.381	32-111	.288	111-146	.760	106-245	351-3.2	125	1	67	82	25	41	425-3.9		

* at Louisville

2012-13 WILDCATS



2011-12 GAME-BY-GAME

Opponent	GS	FG	3FG	FT	Reb	Pts	A	TO	B	S	Min
UT Martin		4-4	0-0	0-0	5	8	0	0	0	0	16
Lamar		6-14	0-2	1-2	8	13	0	1	0	1	24
at Butler		3-8	0-2	2-3	6	8	1	0	0	0	23
Arkansas State		0-4	0-0	1-2	7	1	1	2	0	0	18
Ohio		1-1	1-1	0-0	3	3	1	1	0	1	19
Long Beach State		4-7	0-0	2-2	6	10	1	2	0	1	24
Vanderbilt		2-5	0-2	1-2	4	5	0	0	0	0	19
IUPUI		2-4	0-0	1-1	0	5	0	1	0	0	6
Fairleigh Dickinson		0-5	0-1	6-8	5	6	0	1	0	1	20
Memphis		0-1	0-0	0-0	1	0	0	1	1	0	6
College of Charleston		0-0	0-0	0-0	0	0	0	1	0	0	2
Western Kentucky		0-1	0-0	1-2	1	1	0	0	0	0	4
Georgetown		0-0	0-0	1-2	0	1	0	1	0	0	3
at Kentucky		1-2	0-1	2-3	2	4	0	0	1	3	17
at St. John's		2-4	0-0	0-0	9	4	2	0	1	1	19
Notre Dame		0-2	0-1	0-0	0	0	0	0	1	0	8
at Providence		1-2	0-0	0-0	1	2	0	0	0	0	9
DePaul		0-0	0-0	0-0	2	0	1	0	0	0	7
at Marquette		1-5	0-0	0-0	0	2	1	1	0	1	15
Villanova		2-3	1-1	1-2	3	6	1	0	1	0	14
at Seton Hall		0-0	0-0	0-0	1	0	0	1	0	0	8
Rutgers		0-1	0-0	1-2	0	1	0	1	0	0	6
Connecticut		4-7	1-3	0-1	1	9	0	0	2	1	14
at West Virginia		1-3	0-1	0-0	3	2	1	0	0	0	20
Syracuse		1-2	0-0	0-0	2	2	0	1	0	0	10
at DePaul		1-2	0-1	2-3	1	4	0	0	0	0	11
at Cincinnati		0-2	0-2	0-0	2	0	1	0	0	0	12
Pittsburgh		0-0	0-0	0-0	2	0	0	1	0	0	4
South Florida	*	0-1	0-1	0-0	3	0	0	1	0	1	13
at Syracuse	*	2-4	0-1	0-0	5	4	0	2	0	0	14
vs. Seton Hall		0-2	0-0	5-6	2	5	2	0	0	0	13
vs. Marquette		2-6	0-0	4-5	12	8	0	3	0	0	20
vs. Notre Dame		1-1	0-0	0-0	3	2	2	0	2	0	37
vs. Cincinnati		0-1	0-0	0-0	1	0	0	0	0	0	13
vs. Davidson		1-4	0-0	2-2	5	4	0	0	0	0	25
vs. New Mexico		0-0	0-0	0-0	1	0	1	0	0	0	6
vs. Michigan State		2-4	2-3	0-0	2	6	1	0	0	2	11
vs. Florida		1-3	0-1	0-0	0	2	0	0	0	0	9
vs. Kentucky		0-0	0-0	0-0	0	0	0	0	0	0	4

2008-09 GAME-BY-GAME

Opponent	GS	FG	3FG	FT	Reb	Pts	A	TO	B	S	Min
Morehead State		0-1	0-1	2-2	2	2	0	2	1	0	11
South Alabama		0-2	0-0	1-2	8	1	1	1	0	1	15
vs. Western Kentucky		0-0	0-0	0-0	0	0	0	0	0	0	2
Indiana State		2-5	1-2	0-0	4	5	0	3	1	0	13
Ohio		0-1	0-1	0-0	0	0	1	0	0	1	5
Lamar		3-6	1-2	0-0	2	7	0	0	0	0	9
Austin Peay		0-0	0-0	2-4	0	2	1	0	0	0	6
vs. Mississippi		0-0	0-0	0-0	0	0	0	0	0	0	2
vs. Minnesota		1-2	0-1	1-2	2	3	0	1	0	0	5
UAB	*	4-5	0-1	0-1	4	8	1	0	0	0	14
UNLV		0-0	0-0	0-0	0	0	0	0	0	0	1
Kentucky		0-1	0-0	0-0	0	0	0	0	0	0	4
at South Florida		0-1	0-0	0-0	2	0	0	2	0	1	4
at Villanova		0-1	0-1	0-0	1	0	0	0	0	0	8
Notre Dame		0-0	0-0	0-0	0	0	0	0	0	0	2
Pittsburgh		0-0	0-0	0-0	0	0	0	0	0	0	2
at Rutgers		0-1	0-1	0-0	1	0	0	0	0	0	5
at Syracuse		0-0	0-0	0-0	0	0	0	0	0	0	1
South Florida		2-4	1-1	0-0	3	5	0	0	0	0	10
West Virginia		0-0	0-0	0-0	0	0	0	1	0	0	5
Connecticut		1-4	0-1	0-0	2	2	0	1	0	0	7
at St. John's		0-0	0-0	0-0	1	0	0	1	0	0	4
at Notre Dame		0-1	0-1	0-0	1	0	0	1	0	1	8
DePaul		2-3	1-1	0-0	3	5	1	0	0	1	8
Providence		0-1	0-0	0-0	1	0	0	1	0	1	5
at Cincinnati		0-0	0-0	0-0	0	0	0	0	0	0	1
at Georgetown		0-0	0-0	0-0	0	0	0	1	0	0	4
Marquette		0-1	0-0	0-0	1	0	0	0	0	0	1
Seton Hall		0-2	0-0	0-0	1	0	0	1	0	0	3
at West Virginia		0-1	0-1	0-0	0	0	1	0	0	0	8
vs. Providence		0-0	0-0	0-0	0	0	0	1	0	0	1
vs. Villanova		0-1	0-1	0-0	1	0	0	0	1	0	5
vs. Syracuse		0-0	0-0	0-0	0	0	0	0	0	0	3
vs. Morehead State		1-3	1-3	2-4	0	5	0	1	0	0	13
vs. Siena		0-1	0-0	0-0	0	0	0	0	0	0	1
vs. Arizona		2-2	0-0	2-2	1	6	1	0	0	0	5
vs. Michigan State		0-0	0-0	0-0	1	0	0	0	0	0	0+

2009-10 GAME-BY-GAME

Opponent	GS	FG	3FG	FT	Reb	Pts	A	TO	B	S	Min
vs. Arkansas	*	3-5	2-3	2-2	11	10	2	2	0	0	27
East Tennessee State	*	0-5	0-1	2-2	2	2	0	0	2	1	28
Morgan State	*	2-9	0-0	5-5	9	9	2	1	1	0	26
Appalachian State	*	4-6	2-3	0-0	9	10	0	0	0	0	22
at UNLV	*	0-1	0-0	2-2	1	2	0	0	0	0	13
Stetson		2-3	1-2	2-2	3	7	2	1	0	1	18
Charlotte		3-8	0-3	2-3	8	8	0	3	0	0	23
Western Carolina	*	4-10	1-4	3-4	7	12	1	1	0	3	26
Oral Roberts	*	1-4	0-1	0-0	5	2	1	0	1	1	20
Western Kentucky	*	4-7	1-3	1-2	2	10	1	2	0	1	24
Louisiana Lafayette	*	2-8	0-1	3-5	4	7	0	2	0	1	26
Radford	*	4-6	1-2	4-4	6	13	1	1	1	1	21
South Florida	*	4-7	0-1	4-5	7	12	1	1	0	3	30
at Kentucky	*	4-13	2-4	0-2	4	10	0	3	1	0	30
at Providence	*	1-3	0-2	6-6	11	8	3	2	0	1	34
St. John's	*	5-9	2-4	3-4	7	15	2	0	0	0	31
Villanova	*	0-9	0-4	7-7	7	7	2	3	0	1	23
at Pittsburgh	*	2-7	1-4	4-5	4	9	3	2	0	0	31
at Seton Hall		2-4	0-2	3-4	5	7	1	1	0	0	23
Cincinnati		0-1	0-0	0-0	1	0	0	0	0	0	12
at West Virginia		1-8	0-1	3-3	8	5	0	1	0	0	23
Connecticut		3-8	1-2	2-2	9	9	1	0	2	0	32
Rutgers		5-7	2-3	1-1	8	13	5	4	0	0	34
at St. John's	*	2-4	0-2	0-0	4	4	0	0	0	1	24
at Syracuse		4-6	1-1	1-3	5	10	2	1	0	0	17
Notre Dame	*	3-8	1-3	5-5	9	12	1	1	3	0	38
at DePaul		2-5	0-1	1-1	7	5	5	2	0	2	22
Georgetown		1-1	0-0	0-0	6	2	0	1	0	0	19
at Connecticut		3-11	2-5	0-0	5	8	3	1	1	2	32
at Marquette	*	2-5	1-2	0-0	5	5	1	3	0	2	20
Syracuse		4-6	0-1	2-2	8	10	2	1	1	0	30
vs. Cincinnati		0-4	0-1	0-0	5	0	1	0	1	0	24
vs. California	*	1-7	1-2	0-0	8	3	0	1	0	0	21

CAREER HIGHS

Points 15 vs. St. John's (1/9/10)
Rebounds 12 vs. Marquette (3/8/12)
FG 6 vs. Lamar (11/13/11)
3-pt FG 2 (7 times), last vs. Michigan State (3/22/12)
FT 7 vs. Villanova (1/11/10)
Assists 5 (twice), last vs. DePaul (2/20/10)
Steals 3 (3 times), last vs. Kentucky (12/31/11)
Minutes 38 vs. Notre Dame (2/17/10)

2012-13 WILDCATS



**JERSHON
COBB**

6-5 • 200 • Jr.
Guard
Decatur, Ga.
Columbia

23



Coaches Association and Georgia Sportswriters Association, including Player of the Year as a senior ... DeKalb metro Player of the Year pick of *Atlanta Journal Constitution* ... Posted 20 points in the championship game to lead Columbia to the AAA state title senior year ... Most Outstanding Player of Beach Ball Classic ... Averaged 17.6 points, 6.6 rebounds, 5.1 assists and 2 steals per game during junior season ... Team MVP ... Scored 35 points against nationally ranked Pinewood Prep (S.C.) ... Named to Kingdom of the Sun all-tournament team ... Member of Class AAAA state championship team as a sophomore ... Helped Columbia High to a 127-14 record during his prep career ... Team captain ... Three-year letterwinner ... Honor roll student ... Member of BETA Club ... Played AAU ball for the Atlanta Express ... High school coach was Phil McCary.

PERSONAL

Born JerShon Keion Cobb on 11/30/1991 ... Son of Jerran and Kesia Cobb ... Columbia High alums include Chris Tucker (actor) and Gail Devers (track and field athlete) ... Chose Northwestern over Cincinnati, Mississippi, Clemson, Marshall, Alabama and Florida.

2011-12

Sat out 12 contests due to injury ... Came off the bench to post eight points and three steals in first appearance of the season, a win over LSU (11/17) ... Matched a career high with three steals in a victory over Tulsa (11/18) ... Scored a season-high 10 points in a win over Texas Southern (12/15) ... Posted nine points against Central Connecticut State (12/17) ... Made first start of the season in a win over Minnesota (2/18), posting five rebounds and a career-high five steals ... Tallied five points and collected three steals in a win at Penn State (2/25) ... Recorded six points, three rebounds, two steals and a blocked shot vs. No. 10 Ohio State (2/29) ... Scored 13 points with three assists and a steal in a win at Iowa (3/3) ... Posted a career-high 24 points—connecting on eight of 12 field goal attempts, including all three from 3-point range—while tying another with eight rebounds vs. Minnesota in the Big Ten tournament (3/8) ... Connected on eight of 10 field goal attempts and scored 19 points in a victory over Akron in the opening round of the NIT (3/13) ... Averaged 18.7 points per game while shooting 66.7 percent from the field (22-33) over a three-game stretch from March 3-13.

2010-11

Missed seven games due to injury ... Fifth among all Big Ten freshmen with an average of 8.8 points per game in league play ... Appeared in first collegiate game at UTPA (11/17), posting four points, two rebounds and two assists in a starting role ... Posted a team-high eight rebounds to go along with six points, three assists and three steals in a win over Arkansas-Pine Bluff (11/19) ... Scored 10 points in a victory over Georgia Tech (11/30) in the ACC/Big Ten Challenge ... Posted 12 points, including hitting three 3-pointers, in a win over Long Island (12/13) ... Tallied 12 points in first career Big Ten game at No. 12 Purdue (12/31) ... Scored a season-high 18 points at No. 20 Illinois (1/6) ... Collected 12 points, five rebounds and three assists in a win at Iowa (1/12) ... Notched eight points and a team-high six rebounds vs. No. 1 Ohio State (1/29) ... Tallied 13 points, including hitting all five free throws, in a win over Illinois (2/5) ... Posted 14 points and four rebounds at Michigan (2/9).

HIGH SCHOOL

Rated as a four-star recruit and the No. 90 national collegiate prospect by Rivals.com ... Averaged 23.2 points, 7.8 rebounds and 6.7 assists per game senior year ... Named Atlanta Tipoff Club 2010 Metro Atlanta Boys Player of the Year ... Two-time Class AAA first-team all-state selection of *Atlanta Journal Constitution*, Georgia Athletic

COBB'S CAREER STATS

Year	GP-GS	Total			3-pt		FT-FTA		Rebounds		PF	FO	Ast	TO	Blk	Stl	Pts-Avg
		Min-Avg	FG-FGA	Pct	FG-FGA	Pct	Pct	Pct	Off-Def	Tot-Avg							
2010-11	27-25	654-24.2	72-185	.389	23-76	.303	32-44	.727	17-65	82-3.0	46	0	41	22	2	19	199-7.4
2011-12	21-8	428-20.4	53-127	.417	14-45	.311	29-40	.725	7-30	37-1.8	27	0	22	33	3	29	149-7.1
CAREER	48-33	1082-22.5	125-312	.401	37-121	.306	61-84	.726	24-95	119-2.5	73	-	63	55	5	48	348-7.3



2011-12 GAME-BY-GAME

Opponent	GS	FG	3FG	FT	Reb	Pts	A	TO	B	S	Min
Texas-Pan American					DNP						
vs. LSU		4-8	0-3	0-0	0	8	2	1	0	3	17
vs. Tulsa		0-3	0-1	3-4	3	3	2	1	0	3	16
vs. Seton Hall		0-2	0-0	0-0	0	0	0	1	0	0	9
Stony Brook		2-6	1-3	2-2	3	7	1	1	0	1	25
at Georgia Tech					DNP						
Miss. Valley State					DNP						
Baylor					DNP						
Texas Southern		4-10	2-4	0-2	2	10	2	2	0	0	23
Central Conn. State		3-5	1-2	2-3	0	9	1	3	0	0	16
Eastern Illinois		4-10	0-2	0-0	0	8	2	1	1	2	25
at Creighton		3-8	1-3	2-2	1	9	2	3	0	0	15
at Ohio State		2-9	2-4	0-0	1	6	0	2	0	1	27
Penn State		0-2	0-1	0-0	0	0	0	3	1	1	10
Illinois		2-5	0-2	2-4	0	6	1	1	0	3	17
at Michigan					DNP						
Michigan State					DNP						
at Wisconsin					DNP						
at Minnesota					DNP						
Purdue					DNP						
Nebraska					DNP						
at Illinois					DNP						
Iowa					DNP						
at Purdue		0-0	0-0	1-2	0	1	0	0	0	0	0+
at Indiana		0-0	0-0	1-2	3	1	0	1	0	0	6
Minnesota	*	0-3	0-3	2-2	5	2	0	2	0	5	24
Michigan	*	1-8	0-3	2-2	1	4	0	0	0	0	28
at Penn State	*	2-4	1-2	0-0	1	5	2	1	0	3	23
Ohio State	*	1-3	1-2	3-4	3	6	1	2	1	2	25
at Iowa	*	6-11	1-4	0-1	0	13	3	1	0	1	29
vs. Minnesota	*	8-12	3-3	5-5	8	24	0	3	0	2	36
Akron	*	8-10	1-2	2-2	3	19	1	2	0	1	29
at Washington	*	3-8	0-1	2-3	3	8	2	2	0	1	28

2010-11 GAME-BY-GAME

Opponent	GS	FG	3FG	FT	Reb	Pts	A	TO	B	S	Min
at Northern Illinois					DNP						
at UT-Pan American	*	1-2	0-1	2-2	2	4	2	1	0	0	12
Arkansas-Pine Bluff	*	2-6	0-1	2-4	8	6	3	4	0	3	27
Creighton	*	1-4	0-1	0-0	0	2	1	0	1	0	14
Georgia Tech	*	4-8	1-2	1-2	3	10	2	2	0	1	21
Long Island	*	4-9	3-4	1-2	1	12	3	1	0	0	19
American	*	1-4	0-1	0-0	3	2	1	1	0	1	28
vs. St. Francis (N.Y.)	*	3-6	2-2	3-4	2	11	1	0	0	0	19
at St. John's	*	0-1	0-1	0-0	2	0	0	0	0	1	22
Mount St. Mary's					DNP						
at Purdue	*	5-11	0-3	2-2	2	12	3	1	0	1	30
Michigan State	*	1-2	1-1	3-5	1	6	1	1	0	1	24
at Illinois	*	8-19	1-8	1-1	4	18	3	1	0	2	32
Indiana	*	4-9	3-4	0-1	5	11	2	0	0	1	29
at Iowa	*	4-10	1-5	3-3	5	12	3	1	0	0	29
at Michigan State	*	4-7	1-3	0-0	4	9	1	0	0	1	35
Michigan	*	1-7	1-4	0-0	3	3	3	0	1	0	35
SIU Edwardsville	*	4-8	1-3	2-2	3	11	2	2	0	0	20
Wisconsin	*	3-3	0-0	0-0	3	6	0	0	0	0	25
at Minnesota	*	1-8	0-4	2-2	1	4	1	1	0	0	17
Ohio State	*	3-8	2-5	0-0	6	8	1	0	0	0	36
Illinois	*	4-6	0-2	5-5	3	13	0	1	0	1	31
at Michigan	*	5-13	2-4	2-3	4	14	2	1	0	1	34
at Penn State	*	4-11	2-6	0-0	5	10	3	1	0	1	38
Iowa	*	3-9	1-4	1-4	6	8	0	1	0	2	30
at Indiana	*	1-1	0-0	2-2	0	4	1	0	0	1	14
Penn State	*	1-7	1-5	0-0	3	3	1	2	0	1	19
at Wisconsin					DNP						
Minnesota					DNP						
vs. Minnesota					DNP						
vs. Ohio State					DNP						
Milwaukee					DNP						
at Boston College		0-3	0-1	0-0	2	0	1	0	0	0	10
at Washington State		0-3	0-1	0-0	1	0	0	0	0	0	4

CAREER HIGHS

Points	24 vs. Minnesota (3/8/12)
Rebounds	8 (3 times) last vs. Minnesota (3/8/12)
FG	8 (twice) last vs. Minnesota (3/8/12)
3-pt FG	3 (3 times) vs. Minnesota (3/8/12)
FT	5 (twice) last vs. Minnesota (3/8/12)
Assists	3 (8 times) last at Iowa (3/3/12)
Steals	5 vs. Minnesota (2/18/12)
Minutes	38 at Penn State (2/13/11)

2012-13 WILDCATS



**DAVE
SOBOLEWSKI**

3

6-1 • 190 • So.
Guard
Naperville, Ill.
Benet Academy



2011-12

Big Ten All-Freshman Team selection ... Ranked second in the Big Ten, 13th in the nation and first among all nation's freshmen with a 2.63 assist-to-turnover ratio ... Started the season-opener vs. UTPA (11/13) as a true freshman, posting six points, five rebounds, three assists and no turnovers in 32 minutes of action ... Posted 10 points, six assists and four rebounds, including hitting a clutch 3-pointer in the final minute of play in a win over LSU (11/17) ... Scored nine points with three assists, no turnovers and a key steal in the final minute of a win over Tulsa (11/18) ... Tallied 16 points to go along with four assists and four rebounds in a victory over Stony Brook (11/25) ... Matched a season high with six assists with just one turnover to go along with eight points in a victory at Georgia Tech (11/29) ... Posted season highs of five 3-pointers, scoring 15 points, and three steals vs. Texas Southern (12/15) ... Made 5-of-6 field goal attempts and scored 12 points in a win over Eastern Illinois (12/18) ... Dished out a season-high eight assists with no turnovers at No. 23/21 Creighton (12/22) ... Scored a season-best 20 points in a win over Penn State (1/1) in the team's conference home-opener ... Handed out seven assists with just one turnover while playing all 40 minutes in a victory over No. 6 Michigan State (1/14) ... Tallied eight points and didn't commit a turnover in 39 minutes of action vs. Purdue (1/28) ... Posted 15 points, a team-high six rebounds and five assists in a win over Nebraska (2/2) ... Recorded 14 points and didn't commit a turnover while playing all 40 minutes in a win at Illinois (2/5) ... Named Big Ten Co-Freshman of the Week Feb. 6 for his efforts in the wins over Nebraska and Illinois ... Scored a season-high 23 points on 7-of-8 shooting from the field to go along with seven assists and a season-high four steals in a victory over Iowa (2/9) ... Tallied a game-high 22 points, including making four of five 3-point attempts, in a win over Minnesota (2/18).

HIGH SCHOOL

Four-year letterwinner ... Team captain ... First-team Class 4A all-state selection of the *Chicago Sun-Times* and second-team pick of *Chicago Tribune* and Associated Press as a senior, finishing fifth in voting for 2011 Mr. Basketball of Illinois ... Led Benet Academy to a 29-1 record, averaging 15.2 points, 6.1 assists, 3.8 rebounds and 2.7 steals per game as the Redwings cracked the top 10 in the *USA Today* national high school rankings ... Three-time all-conference selection ... Proviso West Tournament MVP ... Named Player of the Year of East Suburban Catholic Conference and *Naperville Sun* as a junior after averaging 18.1 points, 6.2 assists and 4.1 rebounds per game ... Helped guide Benet to a 26-4 record and regional and sectional titles ... Second-team all-state selection of Illinois Basketball Coaches Association and third-team pick of *Chicago Tribune* ...

All-area honoree ... Posted averages of 16.7 points, 5.1 assists and 4.0 rebounds per game as a sophomore ... Scored school-record 41 points as a sophomore vs. Notre Dame and vs. Downers Grove South in the regional championship game ... Competed for Illinois Wolves AAU team ... Honor roll student ... Named *Chicago Tribune* Scholar-Athlete ... National Honor Society and Spanish National Honor Society member ... High school coach was Gene Heidkamp.

PERSONAL

Born David Michael Sobolewski on 2/8/1993 ... Son of Ken and Mary Beth Sobolewski ... Anticipated major is economics.

2011-12 GAME-BY-GAME

Opponent	GS	FG	3FG	FT	Reb	Pts	A	TO	B	S	Min
Texas-Pan American	*	2-7	1-6	1-1	5	6	3	0	0	0	32
vs. LSU	*	2-5	2-5	4-6	4	10	6	2	1	1	35
vs. Tulsa	*	2-5	1-1	4-5	2	9	3	0	1	1	35
vs. Seton Hall	*	2-5	1-4	0-0	3	5	2	1	0	0	31
Stony Brook	*	5-9	3-7	3-4	4	16	4	3	1	0	35
at Georgia Tech	*	3-5	0-1	2-2	1	8	6	1	1	1	35
Miss. Valley State	*	1-4	1-4	0-0	2	3	4	0	0	0	14
Baylor	*	0-4	0-3	1-2	4	1	4	0	0	0	37
Texas Southern	*	5-8	5-8	0-0	3	15	2	0	0	3	32
Central Conn. State	*	2-8	2-7	0-0	4	6	3	2	0	2	40
Eastern Illinois	*	5-6	2-2	0-0	1	12	3	1	0	1	34
at Creighton	*	0-3	0-1	2-2	4	2	8	0	0	1	35
at Ohio State	*	2-4	1-3	5-7	2	10	5	2	0	1	38
Penn State	*	7-11	3-6	3-5	2	20	2	0	1	2	40
Illinois	*	0-5	0-4	2-2	4	2	2	2	1	3	39
at Michigan	*	3-9	1-3	2-2	3	9	3	1	1	1	43
Michigan State	*	1-6	0-3	4-6	3	6	7	1	0	1	40
at Wisconsin	*	3-8	0-2	1-1	2	7	6	4	0	2	38
at Minnesota	*	0-5	0-3	0-0	1	0	1	3	0	1	22
Purdue	*	1-4	1-1	5-6	3	8	3	0	1	0	39
Nebraska	*	3-8	3-7	6-7	6	15	5	2	0	0	38
at Illinois	*	5-9	2-5	2-4	2	14	2	0	0	0	40
Iowa	*	7-8	3-3	6-8	1	23	7	3	0	4	40
at Purdue	*	4-6	2-3	2-2	2	12	3	0	0	0	39
at Indiana	*	1-5	2-6	0-1	1	3	2	3	0	1	36
Minnesota	*	6-10	4-5	6-8	1	22	1	0	0	0	35
Michigan	*	3-8	0-1	0-1	5	6	2	2	0	0	38
at Penn State	*	3-8	1-3	1-1	1	8	2	2	0	0	36
Ohio State	*	2-3	1-2	0-0	1	5	3	3	0	2	34
at Iowa	*	1-5	0-0	7-7	2	9	2	3	0	0	35
vs. Minnesota	*	0-6	0-4	2-4	3	2	6	3	0	1	42
Akron	*	0-3	0-2	0-1	1	0	5	1	0	0	32
at Washington	*	0-3	0-2	1-3	3	1	4	1	0	0	24

CAREER HIGHS

Points	23 vs. Iowa (2/9/12)
Rebounds	6 vs. UTPA (2/2/12)
FG	7 (twice) last vs. Iowa (2/9/12)
3-pt FG	5 vs. Texas Southern (12/15/11)
FT	7 at Iowa (3/3/12)
Assists	8 at Creighton (12/22/11)
Steals	4 vs. Iowa (2/9/12)
Minutes	43 at Michigan (1/11/12)

SOBOLEWSKI'S CAREER STATS

Year	GP-GS	Min-Avg	Total		3-pt		FT-FTA	Pct	Rebounds		PF	FO	Ast	TO	Blk	Stl	Pts-Avg
			FG-FGA	Pct	FG-FGA	Pct			Off-Def	Tot-Avg							
2011-12	33-33	1163-35.2	81-203	.399	41-115	.357	72-98	.735	16-70	86-2.6	85	0	121	46	8	29	275-8.3

2012-13 WILDCATS



NIKOLA CERINA

45

6-9 • 245 • R-Jr.
Forward
Topola Oplenac, Serbia
Nikola Tesla Secondary School



2011-12

Sat out the season due to NCAA transfer rules.

2010-11 (AT TCU)

Saw action in all 33 games, making 18 starts, including 15 of 16 games to end the season ... Ranked tied for seventh in the MWC in steals (1.31 spg) and tied for 16th in rebounding (5.2 rpg) in league play ... Averaged a team-high 8.4 rebounds over the season's final five games, including two double-digit efforts ... Pulled down a career-high 11 rebounds for his first double-digit performance at Utah (2/22) ... Grabbed 10 boards in the MWC Tournament first-round win over Wyoming (3/9) ... Scored a season-high 17 points vs. New Mexico (2/26), while also totaling nine rebounds ... Posted a career-best five steals vs. Colorado State (2/16).

2009-10 (AT TCU)

Played in 29 games, including making 20 starts ... Finished MWC play ranked 15th in the league in rebounding (4.9 rpg) in conference games only ... Scored in double figures eight times ... Paced the team in scoring in back-to-back games Feb. 10 vs. Utah (17) and Feb. 13 at Wyoming (21) ... Scoring total at Wyoming, which included an 8-of-9 showing at the free throw line, marked a career high ... Pulled down a season-high nine rebounds vs. St. Gregory's (Okla.) (12/20) ... Made first collegiate start at SMU (12/2).

HIGH SCHOOL

Averaged 14.0 points and 8.5 rebounds per game for KK Hemofarm of Serbia's Junior League.

PERSONAL

Born Nikola Cerina on 6/2/1990 ... Son of Zeljko and Suzana Cerina ... Sister, Jelena, plays basketball at Oklahoma ... Major is communication studies.

CAREER HIGHS

Points	21 at Wyoming (2/13/10)
Rebounds	11 at Utah (2/22/11)
FG	7 vs. New Mexico (2/26/11)
3-pt FG	2 (twice) last vs. Utah (2/10/10)
FT	8 at Wyoming (2/13/10)
Assists	3 vs. BYU (3/10/11)
Steals	5 vs. Colorado State (2/16/11)
Minutes	35 vs. Colorado State (2/16/11)

2010-11 GAME-BY-GAME

Opponent	GS	FG	3FG	FT	Reb	Pts	A	TO	B	S	Min
Jackson State	*	2-2	0-0	1-3	2	5	0	1	1	2	25
SMU	*	1-2	0-0	0-0	1	2	0	0	0	2	22
vs. Rider	*	2-8	0-1	3-5	0	7	0	1	0	0	18
vs. Bradley		0-1	0-0	0-0	2	0	0	1	0	0	6
vs. Massachusetts		0-3	0-1	2-2	8	2	1	2	0	0	20
Houston		0-3	0-0	0-0	0	0	0	0	0	0	14
USC		1-1	0-0	0-0	2	2	0	1	0	1	9
Prairie View A&M		1-2	0-1	1-2	4	3	1	1	0	0	12
Northern Iowa		2-4	0-0	0-0	2	4	0	0	0	0	12
at Texas Tech		5-6	0-0	1-2	6	11	0	3	1	0	23
at Nebraska		0-3	0-0	0-0	3	0	0	0	0	1	11
Northwestern State		2-4	0-0	0-0	2	4	0	0	0	0	15
Chicago State		0-2	0-0	0-0	1	0	1	1	0	0	9
at Tulsa		1-1	0-0	1-1	3	3	1	1	0	0	10
at Rice		0-0	0-0	0-0	3	0	1	0	0	1	12
San Diego State		5-6	0-1	2-4	3	12	0	0	0	1	26
at UNLV		1-5	0-0	0-0	1	2	0	0	0	1	13
Wyoming	*	5-6	0-1	0-0	6	10	0	1	0	0	23
at Colorado State	*	2-4	0-0	0-1	4	4	0	2	0	0	22
at BYU	*	2-8	0-0	0-0	3	4	0	2	0	1	22
Utah	*	6-12	0-0	2-6	4	14	0	1	3	3	27
at New Mexico	*	2-4	0-0	0-0	4	4	0	1	0	2	25
Air Force	*	3-4	0-0	3-3	5	9	0	1	0	0	24
at San Diego State	*	2-4	0-0	1-2	3	5	0	1	0	0	15
UNLV	*	2-2	0-0	1-2	3	5	1	3	0	1	14
at Wyoming	*	2-6	0-0	0-0	6	4	1	4	0	2	22
Colorado State	*	6-12	0-0	0-1	7	12	0	1	0	5	35
BYU	*	3-5	0-0	1-2	6	7	1	0	1	1	22
at Utah	*	3-10	0-0	2-2	11	8	0	2	1	1	33
New Mexico		7-11	0-0	3-6	9	17	0	3	0	2	29
at Air Force	*	1-3	0-0	4-6	8	6	1	4	1	1	33
vs. Wyoming	*	4-8	0-0	1-1	10	9	2	2	1	1	30
vs. BYU	*	2-4	0-0	0-1	4	4	3	3	0	1	31

2009-10 GAME-BY-GAME

Opponent	GS	FG	3FG	FT	Reb	Pts	A	TO	B	S	Min
Mid-America Christian		0-0	0-0	0-0	1	0	0	0	0	0	5
vs. Cal State Northridge		1-1	0-0	0-2	2	2	0	0	1	0	14
at Arizona State		1-3	0-1	1-1	4	3	0	1	1	0	19
at Nebraska		0-0	0-0	0-0	0	0	0	0	2	0	5
Colgate		2-2	1-1	2-2	3	7	1	1	0	0	12
Texas State		1-2	0-0	0-0	0	2	2	0	1	0	12
Louisiana Tech		4-11	0-2	2-2	4	10	0	0	3	0	30
at SMU	*	0-3	0-0	0-0	3	0	0	1	0	1	23
Texas Tech	*	1-1	0-0	3-4	2	5	1	3	0	0	15
at Wichita State	*	0-2	0-0	1-2	2	1	0	1	0	0	8
St. Gregory's	*	3-5	0-1	2-4	9	8	1	0	0	1	24
at Houston		0-0	0-0	0-0	6	0	1	1	0	0	16
Northern Colorado	*	0-2	0-1	0-0	9	0	0	2	0	0	25
Rice	*	6-7	0-0	3-5	1	0	0	0	0	1	18
Air Force	*	1-4	0-0	0-0	7	2	1	0	1	0	22
at Utah	*	2-5	2-4	0-0	6	6	1	3	0	2	30
Wyoming	*	1-3	0-0	0-1	6	2	2	1	1	1	24
at San Diego State	*	1-1	0-0	0-0	2	2	2	0	0	0	20
UTPA	*	6-6	0-0	1-3	3	13	1	3	0	0	17
UNLV	*	4-7	0-0	6-11	2	14	0	2	0	0	31
at Colorado State	*	2-4	1-1	2-4	6	7	1	4	0	0	28
New Mexico	*	1-7	0-2	0-1	3	2	0	4	0	2	20
at BYU	*	2-7	0-0	2-4	6	6	0	1	3	0	29
at Air Force	*	3-3	0-0	0-0	6	6	1	4	1	0	31
Utah	*	6-10	2-4	3-4	5	17	0	0	2	0	28
at Wyoming	*	6-12	1-2	8-9	7	21	0	1	0	1	34
San Diego State	*	0-4	0-0	0-2	4	0	0	0	0	0	18
BYU		4-8	0-0	2-4	4	10	1	1	0	0	17
vs. BYU	*	4-5	0-0	4-5	2	12	0	3	0	0	15

CERINA'S CAREER STATS

Year	Total				3-pt		Rebounds										
	GP-GS	Min-Avg	FG-FGA	Pct	FG-FGA	Pct	FT-FTA	Pct	Off-Def	Tot-Avg	PF	FO	Ast	TO	Blk	Stl	Pts-Avg
2009-10*	33-18	664-20.1	75-156	.481	0-5	.000	29-52	.558	35-80	136-4.1	94	7	14	30	9	30	179-5.4
2010-11*	29-20	590-20.3	62-125	.496	7-19	.368	42-70	.600	36-100	115-4.0	99	5	16	9	16	9	173-6.0
CAREER	62-38	1254-20.2	137-281	.488	7-24	.292	71-122	.582	71-180	251-4.0	193	12	30	39	25	39	352-5.7

* at TCU



2012-13 WILDCATS



TRE DEMPS

6-2 • 195 • R-Fr.
Guard
San Antonio, Texas
Ronald Reagan

14



2011-12

Started the season-opener vs. UTPA (11/13) as a true freshman ... Scored eight points and handed out four assists in a victory over Mississippi Valley State (12/2) ... Missed the remainder of season after undergoing left shoulder surgery Dec. 13

HIGH SCHOOL

Four-year letterwinner ... Texas Association of Basketball Coaches 5A all-state selection ... Two-time *San Antonio Express-News* Super Team pick ... Posted norms of 16.5 points, 4.5 assists, 3.5 rebounds per game senior year, leading the Rattlers to a 30-6 record ... Scored 39 points in an overtime victory over Pflugerville Hendrickson and 35 points in a win over MacArthur ... Team captain ... Averaged 19.2 points, 4 assists and 4 rebounds per game as a junior ... Two-time first-team all-district and all-area honoree ... Posted averages of 13.3 points, 2 assists and 4 rebounds per game as a sophomore ... Completed freshman year at Concord (Calif.) High ... Played AAU for Pump N Run and Lakeshow ... National Honor Society member ... All-Academic team honoree ... High school coach was John Hirst.

PERSONAL

Born Delano Jerome Demps III on 5/21/1993 ... Son of Dell and Anita Demps and Serene and Ken Wilson ... Father played in the NBA for three seasons and is currently the general manager of the New Orleans Hornets ... Anticipated major is journalism.

2011-12 GAME-BY-GAME

Opponent	GS	FG	3FG	FT	Reb	Pts	A	TO	B	S	Min
Texas-Pan American	*	0-4	0-3	1-2	3	1	1	1	0	0	24
vs. LSU					DNP						
vs. Tulsa					DNP						
vs. Seton Hall					DNP						
Stony Brook		0-1	0-1	0-2	0	0	0	0	0	1	5
at Georgia Tech		0-1	0-0	0-0	1	0	0	0	0	0	2
Miss. Valley State		3-11	2-4	0-1	1	8	4	1	0	0	26
Baylor					DNP						
Texas Southern					DNP						
Central Conn. State					DNP						
Eastern Illinois					DNP						
at Creighton					DNP						
at Ohio State					DNP						
Penn State					DNP						
Illinois					DNP						
at Michigan					DNP						
Michigan State					DNP						
at Wisconsin					DNP						
at Minnesota					DNP						
Purdue					DNP						
Nebraska					DNP						
at Illinois					DNP						
Iowa					DNP						
at Purdue					DNP						
at Indiana					DNP						
Minnesota					DNP						
Michigan					DNP						
at Penn State					DNP						
Ohio State					DNP						
at Iowa					DNP						
vs. Minnesota					DNP						
Akron					DNP						
at Washington					DNP						

CAREER HIGHS

Points	8 vs. Mississippi Valley State (12/2/11)
Rebounds	3 vs. UTPA (11/13/11)
FG	3 vs. UTPA (11/13/11)
3-pt FG	2 vs. Mississippi Valley State (12/2/11)
FT	1 vs. UTPA (11/13/11)
Assists	4 vs. Mississippi Valley State (12/2/11)
Steals	1 vs. Stony Brook (11/25/11)
Minutes	26 vs. Mississippi Valley State (12/2/11)

DEMPS' CAREER STATS

Year	GP-GS	Min-Avg	Total		3-pt		FT-FTA	Pct	Rebounds			Ast	TO	Blk	Stl	Pts-Avg	
			FG-FGA	Pct	FG-FGA	Pct			Off-Def	Tot-Avg	PF						FO
2011-12	4-1	57-14.3	3-17	.176	2-8	.250	1-5	.200	0-5	5-1.3	0	0	5	2	0	1	9-2.3



JAMES MONTGOMERY III

15

6-4 • 190 • Jr.
Guard
Los Angeles, Calif.
Santa Monica



2011-12

Joined the team as a walk-on after serving as a practice player for the Northwestern women's team the previous year ... Appeared in first collegiate game vs. UTPA (11/13) ... Played 13 minutes of action with a rebound and an assist in a win over Mississippi Valley State (12/2) ... Tallied first collegiate point on a free throw at Wisconsin (1/18).

HIGH SCHOOL

Named to All-CIF second team and All-Ocean League first team as a senior ... McDonald's All-American nominee ... Averaged 14 points and eight rebounds per game senior year ... Team captain ... Team's defensive player of the year ... Helped lead the Vikings to a 26-8 record as a junior and a CIF-Southern Section Division 1A runner-up finish ... Posted 25 points and 12 rebounds in a CIF-Southern Section semifinal win over Colony junior year ... Scored 22 points against eventual state champion Westchester in the state playoffs ... Also played volleyball for two years ... Honor roll student.

PERSONAL

Born James Isaac Montgomery III on 8/13/1992 ... Son of James Montgomery and Rochelle Montgomery ... Attended same high school as actors Rob Lowe, Sean Penn and Holly Robinson Peete ... Distant cousin of former NBA great Wes Unseld ... Served as a practice player for the Northwestern women's basketball team freshman year ... Major is mechanical engineering.

2011-12 GAME-BY-GAME

Opponent	GS	FG	3FG	FT	Reb	Pts	A	TO	B	S	Min
Texas-Pan American		0-0	0-0	0-0	0	0	0	0	0	0	2
vs. LSU					DNP						
vs. Tulsa					DNP						
vs. Seton Hall					DNP						
Stony Brook					DNP						
at Georgia Tech		0-0	0-0	0-2	0	0	0	0	0	0	2
Miss. Valley State		0-3	0-2	0-0	1	0	1	0	0	0	13
Baylor					DNP						
Texas Southern		0-0	0-0	0-0	0	0	0	0	1	0	3
Central Conn. State					DNP						
Eastern Illinois		0-0	0-0	0-0	0	0	0	0	0	0	1
at Creighton					DNP						
at Ohio State					DNP						
Penn State					DNP						
Illinois					DNP						
at Michigan					DNP						
Michigan State					DNP						
at Wisconsin		0-1	0-1	1-2	0	1	0	0	0	0	3
at Minnesota		0-0	0-0	0-2	0	0	0	0	0	0	1
Purdue					DNP						
Nebraska					DNP						
at Illinois		0-0	0-0	0-0	0	0	0	0	0	0	0+
Iowa		0-0	0-0	0-0	0	0	0	0	0	0	1
at Purdue					DNP						
at Indiana					DNP						
Minnesota					DNP						
Michigan					DNP						
at Penn State					DNP						
Ohio State					DNP						
at Iowa					DNP						
vs. Minnesota					DNP						
Akron					DNP						
at Washington		0-1	0-0	0-2	2	0	0	0	0	0	2

CAREER HIGHS

Points	1 at Wisconsin (1/18/12)
Rebounds.....	1 vs. Mississippi Valley State (12/2/11)
FG.....	none
3-pt FG.....	none
FT.....	1 at Wisconsin (1/18/12)
Assists.....	1 vs. Mississippi Valley State (12/2/11)
Steals.....	none
Minutes.....	13 vs. Mississippi Valley State (12/2/11)

MONTGOMERY'S CAREER STATS

Year	GP-GS	Min-Avg	Total		3-pt		FT-FTA	Pct	Rebounds		PF	FO	Ast	TO	Blk	Stl	Pts-Avg
			FG-FGA	Pct	FG-FGA	Pct			Off-Def	Tot-Avg							
2011-12	11-0	30-2.7	0-6	.000	0-4	.000	1-8	.125	2-1	3-0.3	4	0	1	0	1	1	1-0.1

2012-13 WILDCATS



**OMAR
JIMENEZ**

0

6-1 • 185 • So.
Guard
Kennesaw, Ga.
Kennesaw Mountain



2011-12

Walk-on who joined the team the week prior to the first game of the season ... Scored first career basket in front of family and friends in a win at Georgia Tech (11/29) ... Played 13 minutes and hit first career 3-pointer in a win over Mississippi Valley State (12/2).

HIGH SCHOOL

Three-year letterwinner ... Averaged 16 points and six rebounds per game as a senior ... Team MVP ... Team captain ... Academic All-American ... Prep all-star ... Recipient of Coaches' Award ... All-Academic first team ... Hit three game-winning shots ... Played AAU ball for Georgia Fastbreak ... High school coach was Jesse Bonner.

PERSONAL

Born Omar Fernando Jimenez on 11/27/1993 ... Son of Jayne Middlebrooks and Omar Jimenez ... Grandmother played tennis and basketball at Spelman College ... Grandfather played basketball at Morehouse College ... Anticipated major is broadcast journalism.

2011-12 GAME-BY-GAME

Opponent	GS	FG	3FG	FT	Reb	Pts	A	TO	B	S	Min
Texas-Pan American					DNP						
vs. LSU					DNP						
vs. Tulsa					DNP						
vs. Seton Hall					DNP						
Stony Brook					DNP						
at Georgia Tech	1-1	0-0	0-0		1	2	0	0	0	0	2
Miss. Valley State	1-5	1-5	0-0		0	3	1	1	0	0	13
Baylor					DNP						
Texas Southern	0-0	0-0	0-0		0	0	0	0	0	0	1
Central Conn. State					DNP						
Eastern Illinois	0-0	0-0	0-0		0	0	0	0	0	0	1
at Creighton					DNP						
at Ohio State					DNP						
Penn State					DNP						
Illinois					DNP						
at Michigan					DNP						
Michigan State					DNP						
at Wisconsin	0-0	0-0	0-0		0	0	0	0	0	0	2
at Minnesota	0-0	0-0	0-0		0	0	0	0	0	0	1
Purdue					DNP						
Nebraska					DNP						
at Illinois					DNP						
Iowa	0-0	0-0	0-0		0	0	0	0	0	0	1
at Purdue					DNP						
at Indiana					DNP						
Minnesota					DNP						
Michigan					DNP						
at Penn State					DNP						
Ohio State					DNP						
at Iowa					DNP						
vs. Minnesota					DNP						
Akron					DNP						
at Washington	0-0	0-0	0-0		0	0	0	0	0	0	2

CAREER HIGHS

Points	3 vs. Mississippi Valley State (12/2/11)
Rebounds	1 at Georgia Tech (11/29/11)
FG	1 (twice) last vs. Mississippi Valley State (12/2/11)
3-pt FG	1 vs. Mississippi Valley State (12/2/11)
FT	2 at Georgia Tech (11/29/11)
Assists	1 vs. Mississippi Valley State (12/2/11)
Steals	none
Minutes	13 vs. Mississippi Valley State (12/2/11)

JIMENEZ'S CAREER STATS

Year	GP-GS	Min-Avg	Total		3-pt		FT-FTA	Pct	Rebounds			PF	FO	Ast	TO	Blk	Stl	Pts-Avg
			FG-FGA	Pct	FG-FGA	Pct			Off-Def	Tot-Avg								
2011-12	8-0	23-2.9	2-6	.333	1-5	.200	0-0	.000	1-0	1-0.1	2	0	1	1	0	0	5-0.6	



**MIKE
TURNER**

10

6-8 • 215 • R-Fr.
Forward
Chicago, Ill.
U. of Chicago Laboratory High



2011-12
Redshirted.

HIGH SCHOOL

Four-year letterwinner ... Team captain ... *Chicago Tribune* special mention all-state selection ... Participated in Illinois Basketball Coaches Association Class 3A-4A All-Star Game ... Averaged 18.6 points, 8.9 rebounds and 2.2 blocked shots per game while shooting a conference-best 49.4 percent as a junior ... First-team Independent School League all-conference selection ... Ranked No. 24 college basketball prospect in the state of Illinois by *ChicagoHoops.com* ... Helped guide the Maroons to conference championships as a sophomore and junior and the first regional title in school history junior year ... Earned all-tournament team honors at Midway Classic and SIU Carbondale Holiday tournaments ... Second-team all-conference pick sophomore year ... Competed for Mac Irvin Fire and Mean Street-Newell AAU teams ... Recognized by National Society of High School Scholars and invited to participate in National Young Leaders Conference ... High school coach was Troy Caldwell.

PERSONAL

Born Michael Paul Turner on 9/21/1993 ... Son of Karen Turner ... First player in school history to earn a basketball scholarship from a Big Ten school ... Anticipated major is economics or engineering.



**CHIER
AJOU**

42

7-2 • 245 • Fr.
Center
Aweil, South Sudan
Culver Academies (Ind.)/
St. Thomas More (Conn.)



HIGH SCHOOL

Averaged 14 points, 9 rebounds and 2.6 blocked shots per game during 2011-12 prep school season at St. Thomas More ... Helped guide Culver Academies to its first Indiana state finals appearance in 2011 as the team finished as the 3A state runner-up ... Averaged 10.1 points and 6.3 rebounds per game while shooting 59 percent from the field ... Honor roll student ... Dean's list ... Coached by Allan Huss and Mark Galloway at Culver and Jere Quinn at St. Thomas More ... Competed on AAU circuit for Indiana Elite and Triumph White.

PERSONAL

Born Chier Ajou on 9/22/1991 ... Son of Ateng Akon Kohn and the late Ajo Akuei Ajou ... Cousin of Luol Deng of the Chicago Bulls ... Chose Northwestern over Butler.



**KALE
ABRAHAMSON**

13

6-7 • 195 • Fr.
Forward
West Des Moines, Iowa
Valley



HIGH SCHOOL

First-team Class 4A all-state selection of Iowa Newspaper Association as both a junior and a senior ... Averaged 18.4 points and 5.2 rebounds per game senior year while leading West Des Moines Valley to an 18-6 record and the quarterfinal round of the IHSAA 4A state tournament ... Tabbed Central Iowa Metro League (CIML) Player of the Year by *Des Moines Register* senior year and first-team all-conference as a sophomore, junior and senior ... ESPNHS 2011-12 preseason first-team all-state selection ... Rated third in the state of Iowa for the class of 2012 by ESPN.com ... Team captain ... Averaged 21.4 points, five rebounds and three assists per game while shooting 48 percent from the field as a junior ... Second-leading scorer in the state in class 4A junior year ... Led the team to a 16-8 record and the sub-state championship game ... Posted a season high of 40 points as a junior ... Scored an average of 14.8 points per game sophomore year ... Recipient of CIML basketball academic award all four years ... Played AAU ball for Martin Brothers Attack ... Honor roll student ... High school coach was former University of Iowa standout Jeff Horner.

PERSONAL

Born Kale Lee Abrahamson on 5/30/1993 ... Son of Kent and Lynn Marie Abrahamson ... Father played collegiate basketball at Northern Iowa and was an assistant women's coach at Missouri State.




2012-13 WILDCATS



**SANJAY
LUMPKIN**

34

6-6 • 195 • Fr.
Guard/Forward
Wayzata, Minn.
Benilde-St. Margaret's



HIGH SCHOOL

Posted an average of 19.5 points per game senior year while being named to All-Metro first team by *Minneapolis Star-Tribune* ... 2012 Associated Press second-team all-state honoree ... One of five finalists for 2011-12 Minnesota Mr. Basketball ... Guided Benilde-St. Margaret's to a 27-2 record and a Class 3A No. 1 state ranking as a senior ... All-North Suburban Conference selection and league co-MVP senior year ... Recipient of conference Academic Award ... Minnesota Basketball Coaches Association (MBCA) Academic All-State selection ... Participated in 2012 MBCA All-Star Series ... Team MVP ... ESPNHS 2011-12 preseason second-team all-state selection ... Rated No. 7 recruit in the state of Minnesota in the class of 2012 by ESPN.com ... Team captain ... Averaged 12.4 points per game as a junior in leading the Red Knights to a 23-5 record and a North Suburban Conference title ... Scored a season-best 34 points in a win over DeLaSalle ... Played AAU ball for Minnesota Pump N Run ... Also played varsity golf ... High honor roll student ... National Honor Society member ... Recipient of Student Recognition Award ... High school basketball coach was John Moore.

PERSONAL


Born Sanjay Shah Lumpkin on 4/29/1994 ... Son of Tika and Jim Petersen and Sean and Tracy Lumpkin ... Father, Sean, was an All-Big Ten performer in football as a defensive back at the University of Minnesota and played five seasons in the NFL for the New Orleans Saints ... Stepfather, Jim, played eight seasons in the NBA for the Houston Rockets, Sacramento Kings and Golden State Warriors and is currently an assistant coach for the WNBA's Minnesota Lynx.



**ALEX
OLAH**

22

7-0 • 275 • Fr.
Center
Timisoara, Romania
Traders Point Christian
Academy (Zionsville, Ind.)



HIGH SCHOOL

Averaged 18.5 points, 13.1 rebounds and 4.6 blocked shots per game while shooting 65 percent from the field as a prep senior ... Helped guide the Golden Eagles to a 27-5 record as a senior and a second consecutive Indiana Christian Schools (ICST) state championship ... Posted 28 points—shooting 14-for-15 from the field—with 19 rebounds and seven blocked shots against St. Francis de Sales ... Team captain ... Competed for the International All-Stars at the 2012 Northwest Indiana All-Star Classic ... Played for Romania at the 2011 FIBA U18 European Championships in Bulgaria, leading the team with averages of 16.7 points, 14.0 rebounds and 2.9 blocks per game, posting double-doubles in six of the team's seven games ... Rebounding average ranked second in Division B, while blocks average was third and scoring average was seventh ... Posted tournament highs of 20 rebounds against Portugal and 23 points against Norway ... Honor roll student ... High school coach was Dave Jamerson.

PERSONAL


Born Alexandru Lucian Olah on 10/15/1993 ... Son of Lucian and Adriana Olah.



**AARON
LIBERMAN**

31

6-10 • 215 • Fr.
Forward/Center
Los Angeles, Calif.
Valley Torah



HIGH SCHOOL

Averaged 17.4 points, 12.3 rebounds and 8.7 blocked shots per game as a prep senior ... Ranked fifth in the nation in blocked shots ... Recipient of 2011 John R. Wooden Player of the Year Award ... Helped lead Valley Torah to a 25-5 record and the CIF Southern Section championship, the first Jewish school to claim the section title ... Named Westside League MVP ... Helped lead the United States to a gold medal at the Maccabi Pan American Games in Brazil in January of 2012 ... Honor roll student ... High school coaches were Matt Meisels and Robert Icart.

PERSONAL

Born Aaron Jacob Liberman on 2/18/1993 ... Son of Lenard and Sarah Liberman.



SENIORS



JUNIORS



SOPHOMORES



FRESHMEN



WILDCAT STAFF

HEAD COACH BILL CARMODY	40-43
ASSOCIATE HEAD COACH TAVARAS HARDY	44
ASSISTANT COACH FRED HILL	45
ASSISTANT COACH IVAN VUJIC.....	46
BASKETBALL OFFICE STAFF.....	47
BASKETBALL SUPPORT STAFF	48
FOLLOW THE 'CATS.....	49





HEAD COACH BILL CARMODY

Bill Carmody enters his 13th season as the head coach at Northwestern in 2012-13. He has guided the Wildcats to four consecutive postseason appearances, a school record. Carmody's 179 victories at NU are the second most in school history, trailing only the 236 games won by Arthur "Dutch" Lonborg from 1928-49.

He has led Northwestern to the two winningest seasons in program history (20, 2009-10 & 2010-11), the most wins over a two-year span (40, 2009-11), over a three-year span (59, 2009-12) and over a four-year span (76, 2008-12).

Under Carmody's watch, the Wildcats have earned at least six Big Ten wins in eight of his 12 years at the helm. Prior to his arrival in Evanston, the team reached six conference victories just five times in 31 seasons. He was named the 2003-04 Big Ten Coach of the Year.

Northwestern has placed two individuals on the All-Big Ten teams three times in the last four seasons, including John Shurna (first team) and Drew Crawford (third team) in 2011-12.

Over the last five years, Carmody tutored Shurna and Michael Thompson into becoming two of the top players in program history. Shurna graduated ranked first in school history in scoring (breaking a 35-year-old record) and blocked shots, while Thompson left the school ranked first in program history in assists. Last year, Shurna was recognized as an honorable mention All-American by the Associated Press and became the first Northwestern player since Ray Ragelis in 1951 to lead the Big Ten in scoring.

The Wildcats made their deepest postseason run in school history during the 2010-11 season, advancing to the quarterfinal round of the National Invitation Tournament before falling in over-

time at Washington State. Along the way, Carmody picked up career win No. 250 in NU's Big Ten tournament victory over Minnesota.

The squad's 10-1 start in 2009-10 allowed it to earn its first national ranking in 41 years when it came in at No. 25 in the Dec. 28, 2009 Associated Press poll. Shurna burst on to the national scene and was named the nation's most improved player by *Sporting News* while Drew Crawford became the first player in Northwestern history to be named Big Ten Freshman of the Year. A victory over No. 6 and eventual co-Big Ten champion Purdue at home marked the highest-ranked team the Wildcats had defeated in 31 years.

NU averaged a Big Ten-leading 68.7 points per game in Big Ten play, marking the first time the 'Cats led the conference in scoring since the 1966-67 season.

In 2008-09, Carmody guided Northwestern to one of the top turnarounds in the country, leading them from eight wins the previous season to a then school regular-season record-tying 17 victories. NU also raised its conference win total from one to eight, marking the largest Big Ten increase since Minnesota went from three wins in 2003-04 to 10 the following season.

Along the way, Northwestern defeated ranked opponents in consecutive games for the first time in program history. The 'Cats beat No. 18 Minnesota before going on the road to top No. 7 Michigan State which went on to finish as the national runner-up. Coupled with a win at No. 19 Purdue, NU defeated two ranked teams on the road in the same season for the first time. The three wins over ranked teams were the most since the 1993-94 campaign.

Carmody has been labeled the best offensive coach in college

HEAD COACH BILL CARMODY



CARMODY AT-A-GLANCE

Born	December 4, 1951
High School	St. Rose High School; Belmar, N.J.
Alma Mater	Union College, 1975 (Schenectady, N.Y.)
Degrees	Bachelor's Degree <i>History</i>
Playing Experience	Point Guard, Union College, 1971-75
Coaching Experience	Fulton-Montgomery Community College Head Coach, 1975-76 Union College Assistant Coach, 1976-80 Providence College Assistant Coach, 1980-81 Princeton University Assistant Coach, 1982-95 Princeton University Associate Head Coach, 1995-96 Princeton University Head Coach, 1996-2000 Northwestern University Head Coach, 2000-present
Family	Wife, Barbara Sons, Michael (21) and Eddie (19)

basketball by *Sports Illustrated* as well as the second-most innovative coach in the nation. And in recent seasons SI's college basketball writers voted him one of the 15 best coaches in the college game—a list that included only one other Big Ten coach.

During the 2007-08 season, Carmody became just the second coach in school history to reach the 100-win plateau at Northwestern (Arthur Lonborg—236, 1928-50). The milestone came in the Wildcats' win over Howard Dec. 20, 2007. He earned his 200th overall career win Dec. 3, 2008 in a 73-59 victory over Florida State in the ACC/Big Ten Challenge.

Carmody's teams have made Welsh-Ryan a particularly tough place for teams to visit. The Wildcats have won 10 or more home games 10 of the past 11 years, including a record 15 in 2009-10. Northwestern has had a winning mark at Welsh-Ryan in 11 of 12 years under Carmody after doing so just twice in the six seasons prior to his arrival. The Wildcats are 49-5 against unranked opponents at Welsh-Ryan Arena over the last four seasons.

Carmody's teams are widely recognized for their willingness to share the basketball, while not turning it over. That tradition continued in 2011-12 as the Wildcats finished fourth in the nation with an assist-to-turnover ratio of 1.53. It marked the sixth straight year that NU ranked in the top 10 nationally in the category. The 'Cats also finished fourth nationally with an average of only 10.2 turnovers per game.

Northwestern also has been known for being proficient from beyond the arc. In 2009-10, the Wildcats obliterated the single-season record with 317 made 3-pointers, 62 more than the previous record set in 2008-09. The Wildcats then topped that mark the following season, nailing 319 triples. The 2009-10 squad established a Big Ten record with 170 3-point makes in conference play. Carmody-coached squads occupy the top 10 spots in the school's recordbooks for team 3-point field goals made in a season.

In 2006-07, senior Tim Doyle set the school's single-season



Under the guidance of head coach **BILL CARMODY**, **MICHAEL THOMPSON** (2008-11) finished his NU career ranked first in school history in assists, second in 3-point field goals, third in scoring and fifth in steals at the time.



HEAD COACH BILL CARMODY

THE CARMODY LEDGER

Year	School	Overall	Conf.
1996-97	Princeton	24-4	14-0
1997-98	Princeton	27-2	14-0
1998-99	Princeton	22-8	11-3
1999-2000	Princeton	19-11	11-3
2000-01	Northwestern	11-19	3-13
2001-02	Northwestern	16-13	7-9
2002-03	Northwestern	12-17	3-13
2003-04	Northwestern	14-15	8-8
2004-05	Northwestern	15-16	6-10
2005-06	Northwestern	14-15	6-10
2006-07	Northwestern	13-18	2-14
2007-08	Northwestern	8-22	1-17
2008-09	Northwestern	17-14	8-10
2009-10	Northwestern	20-14	7-11
2010-11	Northwestern	20-14	7-11
2011-12	Northwestern	19-14	8-10

Overall Record: 271-216
Record at NU: 179-191
Big Ten Record: 66-136
Record at Princeton: 92-25



BILL CARMODY joins Arthur Lonborg as the only two head coaches in Northwestern history to earn 100 wins during their tenure in Evanston. Carmody earned his 250th collegiate coaching victory in a 75-65 win over Minnesota March 10, 2011 in the Big Ten tournament.

record with 157 assists and became the first player in school history to record at least 350 points, 150 assists, 100 rebounds and 50 steals in the same season. He joined a select list of Big Ten players to accomplish that feat—a list that includes the likes of Magic Johnson, Scott Skiles and Isiah Thomas.

Freshmen have not only been able to contribute in their inaugural season in a Wildcat uniform, many of them have thrived under Carmody's guidance. Four individuals (Crawford, Kevin Coble, Craig Moore, Dave Sobolewski) have been named to the Big Ten All-Freshman Team over the last seven years.

Following the 2003-04 season, Carmody was voted by a panel of media as the Big Ten Coach of the Year—the first time a Northwestern mentor has been honored in the 32-year history of the award. Playing with just one senior on the roster and picked to finish near the bottom of the Big Ten standings, the Wildcats ended up going 8-8 in conference play which was the best mark by an NU team since the 1967-68 team went 8-6. Those eight wins came against seven different Big Ten teams. As a result, the 'Cats tied for fifth place in the conference standings, their highest finish since the 1968-69 team also tied for fifth.

That same year Jitum Young was a consensus first-team All-Big Ten selection—the first under Carmody—while Vukusic was a third-team honoree. It marked the first time in school history the program had a first-team player joined on the All-Big Ten teams by a Northwestern teammate.

Carmody's impact at Northwestern was immediate as the Wildcats posted a non-conference win over nationally ranked USC and recorded three wins in their final six Big Ten games. At the defensive end, Northwestern finished first in the Big Ten and fifth nationally in scoring defense (59.1 ppg allowed), the Wildcats allowed just three teams to shoot better than 50 percent for a game. Overall, teams shot just 40.9 percent against NU from the field during the season, placing the 'Cats third in the conference standings.

Carmody became head coach at Princeton prior to the 1996-97 season, replacing the legendary Pete Carril after spending 14 years as an assistant. During his four-year tenure as head coach, Carmody guided the Tigers to an overall record of 92-25 (.786) and an Ivy League mark of 50-6 (.893), and took them to the postseason each year. He led the Tigers to a 24-4 record in his first season, the third-best first year mark for a Division I head coach in 30 years. Carmody followed that up with an even better sophomore campaign when Princeton finished with a 27-2 record, a Top 10 national ranking and advanced to the second round of the 1998 NCAA Tournament.

Carmody's Princeton teams counted opponents from the ACC, Big East, Conference USA, WAC and Mountain West among their victims. The Tigers claimed the 1998 Rainbow Classic title in Hawaii with wins over Florida State, Texas and Charlotte on consecutive nights, and in the 1999 NIT they defeated Georgetown and North Carolina State before falling in the quarterfinal round.

Princeton had winning streaks of 20 games and 19 games under Carmody, the two longest streaks in school history, and his teams set 31 school records during his tenure. Carmody was named the United States Basketball Writers' Association District II Coach of the Year and the New Jersey Coach of the Year each of his first two years.

Carmody is one of four men to coach a team to a perfect Ivy League record; he is also the only coach to do so in his first year.

A native of Spring Lake, N.J., Carmody joined the Princeton staff as an assistant coach in 1982. While he was an assistant under Carril, the Tigers made seven trips to the NCAA Tournament which included their memorable win over defending national champion UCLA in 1996.

Carmody graduated from Union College (Schenectady, N.Y.) in 1975 with a bachelor's degree in history. A basketball standout, he led Union to a 59-11 record in three seasons as a starter. During his senior year, he captained the Dutchmen and was named first-team All-ECAC as well as the school's Most Outstanding Athlete.

Upon graduation from college, Carmody served as the head coach of Fulton-Montgomery Community College in Johnstown, N.Y., and led the team to a 17-10 record and conference title in his only season there. He returned to Union the following year as an assistant coach.

Carmody and his wife, Barbara, have two sons, 21-year-old Michael and 19-year-old Eddie.

HEAD COACH BILL CARMODY



Northwestern head coach **BILL CARMODY** with his wife, **BARBARA**, and sons, **MICHAEL** and **EDDIE**.

WHAT THEY ARE SAYING ABOUT BILL CARMODY

"Northwestern's current surge is impressive because it's occurring when the league is reaching perhaps its highest peak since the early 1990s. The league is loaded, and the Wildcats are an important part of that. Coach Carmody has done a terrific job identifying terrific players who fit his program: John Shurna, Juice Thompson, Drew Crawford. Every system in every team sport works best when it is being applied by talented, selfless athletes."

Mike DeCourcy
Sporting News

"Bill brings a wealth of basketball knowledge and has a great understanding of how to win. His teams have always demonstrated a great deal of discipline offensively, and they are tenacious defensively."

Dick Vitale
ESPN College Basketball Analyst

"I think he is the most innovative coach in the country after Roy Williams at UNC. Though he learned the rudiments of the Princeton offense from Pete Carril, Carmody has added a multitude of variations during the past decade."

Grant Wahl
Sports Illustrated

"He's a damn good coach. The challenge was there when he arrived at Northwestern, and I think he has stepped up to it."

Pete Carril
Former Head Coach, Princeton

"Bill Carmody has done an outstanding job of changing the culture and the attitude at Northwestern. He stuck with his system and while the Wildcats have had injuries they are on the verge of history with their first-ever NCAA bid. I'm not sure there have been coaches with as many hurdles to overcome in a power-six conference as Carmody. He has been patient and is ready to pounce on a historic bid."

Andy Katz
ESPN College Basketball Analyst

"Coach Carmody is one of the best teachers and technicians in college basketball. People that closely follow the game understand that and the respect his peers have for him is certainly impressive. More importantly, his interest in the kids that play for him extends beyond the floor to the classroom and throughout the rest of their lives. Many talk about the idea of the student-athlete, but Coach Carmody embraces it."

Shon Morris, NU player 1985-88
College Basketball Analyst

"I have known Bill a long time and I have watched him grow as a person and a coach. He has always impressed me with the way he teaches his philosophy of the game of basketball. He has made Northwestern into a tremendous threat in the Big Ten."

Bill Raftery
CBS/ESPN College Basketball Analyst

"Coach Carmody's knowledge of the game is amazing. He really made me the player that I became in college."

Jitim Young, NU player 2000-04
2004 First-Team All-Big Ten

"Northwestern's offensive style of multiple looping cuts and screens, and the constant threat of backdoor cuts, is a shock for defenders accustomed to playing simple on-ball defense where quickness and athleticism are the premiums. It's the equivalent of a football team defending West Coast variations all season, then having to face the triple option once. Preparation is hell. Hiring Bill Carmody was a stroke of genius by the Northwestern administration, because his system can work with savvy, timing and marksmanship."

David Jones
Harrisburg (Pa.) Patriot



ASSISTANT COACHES



TAVARAS HARDY

Associate Head Coach
Seventh Season



Tavaras Hardy, a four-year letterwinner and three-time MVP for the Wildcats from 1998-2002, is in his seventh season on coach Carmody's staff. He was promoted to the role of associate head coach in May 2011.

Recognized as an outstanding recruiter, Hardy helped mentor John Shurna during his record-breaking 2009-10 season, as well as Drew Crawford who was named 2010 Big Ten Freshman of the Year by the league's media members.

Hardy, a two-time all-Big Ten selection, was one of the all-time greats to don the purple and white. He ranks second in Northwestern history for most games played in a career with 118 and 113 games started and ranks in the top 20 in seven major categories. He ranks fourth with 101 blocked shots, 10th with 640 rebounds, and 23rd with 1,122 career points—one of only 29 Wildcats to eclipse the 1,000-point plateau. His mark of 113 starts was a program record at the conclusion of the 2002 season before Jitum Young broke that mark in 2004 with 117.

Hardy enjoyed his best year as a senior in 2001-02 when he helped lead the Wildcats to a 16-13 overall mark. He was second on the team 12.3 points per game, scoring in double figures 19 times, while grabbing a team-high 6.4 rebounds—good for sixth-best in the Big Ten. That same year he was awarded the Billy McKinney Leadership Award, which honors the Northwestern student-athlete who best demonstrates outstanding leadership and sportsmanship on and off the court. Hardy then went on to play professionally for one season in Finland with the KTP Basket Oy in one of the top professional leagues in Europe.

Prior to NU, Hardy spent three years as a head coach for the Illinois Defenders boy's basketball program. Among their many accomplishments, his under-16 team captured the championship of the 2005 Las Vegas Main Event tournament with a perfect 7-0 record. During that same time period, Hardy also worked in wealth management at JPMorgan Chase and Co.

The Joliet, Ill., native received his bachelor of arts degree in political science from Northwestern in June of 2002.

Hardy is married to the former Billée Russell (Northwestern, '02) who lettered three years for the Wildcat women's basketball team from 1999-2002. They have two daughters, Mariah and Jasmine, and reside in Chicago.

HARDY AT-A-GLANCE

Born	February 9, 1980
Alma Mater	Northwestern University, 2002
Degrees	Bachelor's Degree <i>Political Science</i>
Playing Experience	Northwestern University 1998-2002
Coaching Experience	Northwestern University, 2011-present Associate Head Coach Northwestern University, 2006-11 Assistant Coach
Family	Wife, Billée Daughters, Mariah and Jasmine



ASSISTANT COACHES



**FRED
HILL**

Assistant Coach
Second Season



Fred Hill is in his second season as a member of the Northwestern coaching staff, joining the squad in June 2011.

Hill was most recently the head coach at Rutgers for four years (2006-10) after serving one year as the associate head coach. During his time in New Jersey, he successfully recruited a pair of top-50 players, including Mike Rosario, the first McDonald's All-American in program history.

During his time in Piscataway, Hill led the Scarlet Knights to a 71-68 victory over No. 7 Georgetown on Feb. 14, 2010, marking the second highest-ranked opponent RU had defeated in program history. Other notable victories during his tenure include an 80-68 win over No. 18 Villanova on Jan. 23, 2008 and a 77-64 victory at No. 13 Pittsburgh on Jan. 26, 2008. The win over the Panthers signaled the highest-ranked foe that Rutgers had defeated on the road in program history.

Hill's squads made nine consecutive postseason appearances from 1998 through 2006 while he was a member of the coaching staffs at Fairleigh Dickinson, Seton Hall, Villanova and then Rutgers. As an assistant at Villanova, he was rated the No. 1 assistant coach in the nation by Basketball Times in 2004-05 and by *Lindy's College Basketball* magazine in 2002-03.

Hill helped Villanova rise to prominence from 2001-05 as the Wildcats advanced to the Sweet 16 in 2005, the program's first NCAA tournament bid since 1999 and its first Sweet 16 since 1988. He was instrumental in attracting an elite recruiting class for 2002-03 that ranked in the top five nationally and included four top-50 recruits - Jason Fraser (No. 5), Curtis Sumpter (No. 25), Randy Foye (No. 32) and Allan Ray (No. 40).

Hill helped bring in the top-ranked class in the nation while at Seton Hall, including Eddie Griffin who went on to be named the 2000-01 Big East Rookie of the Year.

He has also served as an assistant coach at Maine (1988-91), Marquette (1986-88), Rider (1983-86), Lehigh (1982-83) and Montclair State (1981-82).

Hill is a 1981 graduate of Montclair State with a bachelor's degree in business administration. He was an all-conference guard as a senior on a team that reached the NCAA Division III Tournament.

HILL AT-A-GLANCE

Born	March 26, 1959
Alma Mater	Montclair State College, 1981
Degrees	Bachelor's Degree <i>Business Administration</i>
Coaching Experience	Northwestern University, 2011-present Assistant Coach Rutgers University, 2006-10 Head Coach Rutgers University, 2005-06 Associate Head Coach Villanova University, 2003-05 Associate Head Coach Villanova University, 2001-03 Assistant Coach Seton Hall University, 1998-2001 Assistant Coach Fairleigh Dickinson University, 1995-98 Associate Head Coach Fairleigh Dickinson University, 1991-95 Assistant Coach University of Maine, 1988-91 Assistant Coach Marquette University, 1986-88 Assistant Coach Rider College, 1983-86 Assistant Coach Lehigh University, 1982-83 Assistant Coach Montclair State University, 1981-82 Assistant Coach





ASSISTANT COACHES



**IVAN
VUJIC**

Assistant Coach
Fifth Season



Ivan Vujic (pronounced VOO-itch) is in his fifth season as an assistant coach at Northwestern. He is responsible for coaching and developing the Wildcats' post players as well as assisting with recruiting efforts both nationally and internationally.

Vujic came to NU after most recently serving as the director of basketball operations at DePaul for two years.

A native of Split, Croatia, Vujic was a member of Croatia's U18 National team which placed fourth at the 1995 World Championships.

He started his collegiate career at Vincennes (Ind.) University from 1996-98. During that time, he helped guide the Trailblazers to a pair of appearances in the NJCAA tournament. Vujic was named a fourth-team Junior College All-American by *Street & Smith's* Basketball Magazine before his second season at Vincennes and was a teammate of eventual NBA all-star Shawn Marion.

He then went on to play at Valparaiso University from 1998-2000. Vujic started at center for the Crusaders for two seasons, averaging 10.6 points and 5.7 rebounds per game his senior year while helping lead the team to a pair of Mid-Continent Conference regular season and tournament titles and two ensuing NCAA tournament appearances. He went on to earn a bachelor of science degree with minors in physical education and mechanical engineering from Valparaiso in 2006.

Upon the completion of his collegiate career, Vujic became the first European player to compete in Puerto Rico's Superior League, playing with Aibonitio. Vujic then played for Pepinster of the Belgian League where he was named a league all-star as a rookie for the 2000-01 season. In 2001, Vujic signed with Belgian League champions Charleoi and also played in the Euroleague before suffering a career-ending knee injury.

After starting his coaching career at BC Dubrava Zagreb, he then returned to Valparaiso where he served as an assistant coach for the 2005-06 season before spending the two seasons at DePaul.

During the summer of 2007, Vujic served on Jerry Wainwright's staff for the USA Basketball U19 team that earned a second-place finish at the World Championships. The squad featured NBA Draft picks Michael Beasley, Jonny Flynn, Stephen Curry, Patrick Beverly and DeAndre Jordan.

He resides in Chicago.

VUJIC AT-A-GLANCE

Born	February 25, 1977
Alma Mater	Valparaiso University, 2006
Degrees	Bachelor's Degree <i>Physical Education—minor</i> <i>Mechanical Engineering—minor</i>
Playing Experience	Vincennes (Ind.) University 1996-1998 Valparaiso University 1998-2000
Coaching Experience	Northwestern University, 2008-present Assistant Coach



SUPPORT STAFF



**JOE
KENNEDY**

Director of Basketball Operations
Third Season



Joe Kennedy enters his third season as the men's basketball team's director of operations at Northwestern.

His duties include assisting in all aspects of the everyday workings within the Wildcat basketball office and program, including all travel arrangements and serving as the team's academic liaison among a variety of other demands.

A 2007 Northwestern graduate with degrees in social policy and religion, Kennedy was a four-year letterwinner with the Wildcats from 2004-07. He served as a team captain his senior year and was a three-time Academic All-Big Ten selection.

Kennedy rejoined the Wildcats after most recently working in the Office of Public Engagement at the White House. In that position, he acted as a liaison to key national groups and organizations, helping to promote and implement the White House administration's legislative priorities. His efforts included outreach to organizations focused on youth, amateur and professional sports and was responsible for coordinating all sports events for the White House.

Prior to working for the Office of Public Engagement, Kennedy worked for the Obama for America campaign, as well as the President-elect's transition team.

Kennedy, 29, prepped at nearby Loyola Academy and hails from a basketball family. His father, Pat, was formerly the head coach at Towson, Iona, Florida State, DePaul and Montana.



**MIKE
PEPPLE**

Video Coordinator



Mike Pepple is in his fifth season with the men's basketball program and currently serves as the video coordinator.

Pepple's responsibilities include coordinating film exchange with other universities, managing film operations for practices and games, assisting with team travel, and helping the coaching staff with on-campus recruiting tasks. Proficient in SportsCode, Pepple creates highlight films using video organizers and other computer software tools.

He also assists the director of basketball operations in overseeing the team's managers and coordinating summer camps.

Prior to becoming the video coordinator, he served as a graduate manager for the program.

Pepple, 25, graduated from Northwestern with a degree in history, and is currently working toward his master's degree in sports administration.



**JENIFER
MARR**

Administrative Assistant
Second Season



Jenifer Marr is in her second season as the men's basketball program's administrative assistant. She returned to Northwestern Athletics following a 15-year absence.

Her duties include coordinating and staffing basketball promotional events, and assisting coaches with recruiting travel. She plays an integral role in the goings-on of the Fast Break Club, Northwestern's official booster club for men's basketball.

A 1993 Northwestern graduate, Marr is a former SPAC employee. She also currently serves as a midday on-air personality on 95.1 WIIL-FM on the weekends.

She and her three sons reside in the northern suburbs.

SUPPORT STAFF



**LANNY
BRADFORD**

Athletic Trainer
Fifth Season



Lanny Bradford is in his fifth season at Northwestern as the athletic trainer for the Wildcat men's basketball program.

He came to Evanston after working as the associate athletic trainer at the University of California, Berkeley since 2006. While at Cal, Bradford supervised the day-to-day operations for the Bears' football program and the Memorial Stadium athletic training room.

Prior to his time in Berkeley, he was an assistant athletic trainer at the University of Arizona from 2002-06. Bradford worked with the Wildcats' football team, while supervising the athletic trainers for the swimming and diving and baseball programs.

He also has served as an assistant athletic trainer at Buena Vista University in Storm Lake, Iowa, and has prior experience working in the Big Ten Conference after serving a two-year stint as a graduate assistant at Purdue.

Bradford earned his associate of arts degree from Hutchinson (Kan.) Community College, his bachelor of science degree in exercise and sport science from Iowa State University and his master of science in education with a specialization in higher educational administration from Purdue.

He currently resides in Winnetka.



**MIKE
SCHWEIGERT**

Assistant Director of
Sports Performance
Third Season



Mike Schweigert is in his third season as the sports performance coach for the Northwestern men's basketball team. He also works with the Wildcat men's and women's swimming and diving teams.

Schweigert came to Northwestern after spending the previous five years at the University of Georgia, first as a strength and conditioning graduate assistant and then as an assistant director. He worked primarily with the Bulldogs' men's basketball, women's volleyball and track and field programs.

During his time in Athens, the men's basketball program won the 2008 SEC title, while the women's track and field team won both the indoor and outdoor SEC championships in 2006.

Schweigert also has worked as a graduate assistant at Northern Illinois University and was an intern for the Chicago Bulls.

He graduated from Indiana University in 2003 with a bachelor's degree in kinesiology and earned his master's degree from Georgia in 2009.



FOLLOWING THE 'CATS

WEBSITE/SOCIAL MEDIA



facebook.com/
northwesternmbb



@NUMensBball
@NU_Sports
@NU_SportsLIVE



NUsports.com

WILDCAT FAST BREAK

In 2011, Northwestern Athletics, in conjunction with Northwestern Sports Properties, launched the first season of "Wildcat Fast Break," which in 2013 will once again air weekly throughout the basketball season. Head coach Bill Carmody and WGN sports director Dave Eanet sit down to recap each week's basketball game and preview the upcoming opponent. Fans can catch the telecast on Comcast SportsNet in Chicago on Tuesday evening. Also this year, for the first time, entire episodes of the show will be available on Northwestern Athletics' YouTube page.



youtube.com/NUAthletics





YEAR IN REVIEW

2011-12 SEASON NOTES.....	52-53
INDIVIDUAL STATISTICS.....	54
GAME RESULTS.....	55
GAME-BY-GAME STATS.....	56
GAME HIGHS & LOWS.....	57
BIG TEN STANDINGS & HONORS.....	58
GAME RECAPS.....	59-70



2011-12 SEASON NOTES

TOP 'CATS

The 2012 senior class posted a school-record 76 victories. Its 66th career win against Central Connecticut State Dec. 17 to set a program record, topping the class of 2011. Northwestern reached the postseason all four years of their careers, the first class in school history to accomplish as such. The Wildcats posted a school-record 20 wins during the group's sophomore and junior years and followed it up with 19 victories in 2011-12.

BECOMING POSTSEASON REGULARS

Northwestern made its fourth-consecutive postseason appearance in 2011-12, a school record. The Wildcats earned a postseason win in consecutive seasons for the first time in program history. Prior to the 2008-09 season, NU had made three appearances in postseason play (1983, 1994, 1999).

SHURNA EARNS ALL-AMERICA ACCOLADES

John Shurna was named an Associated Press honorable mention All-American following the season. He is the first Northwestern player to earn the honor from the AP since 1999 when Evan Eschmeyer was named to the second team. Shurna was one of seven Big Ten players recognized, joining first-team selections Jared Sullinger of Ohio State and Draymond Green of Michigan State as well as fellow honorable mention selections Trey Burke (Michigan), Robbie Hummel (Purdue), Jordan Taylor (Wisconsin) and Cody Zeller (Indiana). Shurna was also named an All-District selection by both the National Association of Basketball Coaches (NABC) and the United States Basketball Writers Association (USBWA).

TRIO OF 'CATS EARN BIG TEN HONORS

Three Northwestern players were recognized when the Big Ten's postseason honors were announced March 5. Senior forward **John Shurna** was a consensus first-team All-Big Ten selection. He is the first Wildcat to be named to the first team since Jitum Young in 2004. Shurna had previously earned second-team honors as a sophomore and was a third-team pick of the coaches a year ago. Junior forward **Drew Crawford** was a consensus third-team all-league pick. Crawford was the Big Ten Freshman of the Year and an honorable mention All-Big Ten pick in 2010. In addition, guard **Dave Sobolewski** earned a Big Ten All-Freshman Team selection. He is the fourth NU player to earn the honor in the last seven seasons.

SHURNA CLAIMS BIG TEN SCORING TITLE

John Shurna finished conference play with a scoring average of 20.0 points per game to claim the Big Ten scoring crown. He edged Penn State's Tim Frazier who finished second at 19.6 points per game. Northwestern had not had an individual lead the Big Ten in scoring since Ray Ragelis in 1951. As a sophomore, Shurna finished merely one point shy of surpassing Ohio State's Evan Turner for the scoring title.

ALONE AT THE TOP

Northwestern's scoring record of 1,900 career points had stood since 1977 when Billy McKinney completed his collegiate eligibility. That was until Feb. 18 when **John Shurna** hit a 3-pointer with 10:48 remaining in the second half of a home game against Minnesota, giving him 1,902 for his career. Shurna broke his own school single-season scoring record by posting 661 points during the 2011-12 season. He scored 20 or more points in a game 45 times in his career. Shurna scored at least 30 points in a game three times this season, the most by a Northwestern player since Eschmeyer posted at least 30 points five times during the 1997-98 campaign. His scoring average of 20.0 points per game led the Big Ten and ranked 15th nationally.

Nation's Scoring Leaders from BCS Conferences

Name, Team	Avg.
1. Terrell Stoglin, Maryland	21.6
2. J'Covan Brown, Texas	20.1
3. John Shurna, Northwestern	20.0
4. Kevin Jones, West Virginia	19.9
5. John Jenkins, Vanderbilt	19.9

SHURNA 2K

Senior forward **John Shurna** became the 27th player in Big Ten history to score 2,000 career points when he surpassed the milestone March 13 in a victory over Akron, hitting a jumper with 6:25 remaining in the first half. He completed his collegiate career with 2,038 points to rank tied for 24th place in Big Ten history along with Purdue's Troy Lewis. Shurna appeared in 130 career games, one more than Michael Thompson (2008-11) for the most in school history.

CLOSE CALLS

Northwestern finished the Big Ten season with a 8-10 record, but wasn't far away from being much better. The 'Cats lost five of their league games by a total of 12 points, while a sixth went to overtime. NU also dropped its Big Ten tournament game to Minnesota in overtime.

Date	Opponent	Result
1/4	Illinois	L, 57-56
1/11	at #13 Michigan	L, 66-64 (OT)
1/28	Purdue	L, 58-56
2/15	at #18 Indiana	L, 71-66
2/21	#11 Michigan	L, 67-55 (OT)
2/29	#10 Ohio State	L, 75-73
3/8	vs. Minnesota	L, 75-68 (OT)

TAKING CARE OF BUSINESS

For the second consecutive season, the Wildcats did not have a "bad" loss on their resume. Northwestern was one of just 11 teams in the nation in 2011-12 that did not lose to a team that finished with an RPI above 100.

COMEBACK 'CATS

The Wildcats defeated Iowa March 3 despite trailing by as many as 15 points in the first half. It is the largest deficit NU has overcome to win a game since rallying back from 17 down in a 68-62 victory at Michigan Jan. 10, 2010.

Northwestern also rallied from a 14-point deficit to defeat LSU Nov. 17.

MORE THAN JUST A SCORER

For all of the recognition that **John Shurna** got for his scoring, he proved that he's a solid all-around player as well. Shurna established a Northwestern record with 136 career blocked shots, including a career-high five against Minnesota Feb. 18 and again at Penn State Feb. 25. His 55 blocks as a senior are the second most in a single season in school history and his average of 1.6 blocks per game ranked third in the Big Ten. Shurna also finished seventh all-time at Northwestern with 295 career assists and he ranked 12th in the Big Ten in 2011-12 with an average of 5.4 rebounds per game while leading the team with 1.2 steals per contest.

CRAWFORD TABBED SECOND-TEAM ACADEMIC ALL-AMERICAN

Junior forward **Drew Crawford** was selected as a Capital One Academic All-American when he was named to the second team Feb. 23. He is the eighth Northwestern men's basketball player to all-time to earn the honor and the first since Kevin Rankin in 1994. Crawford carries a 3.40 grade-point average while majoring in economics. He was one of three Big Ten players to earn Academic All-America honors this season, joining Ohio State's Aaron Craft (first team) and Michigan Zach Novak (third team).

FIVE 'CATS NAMED ACADEMIC ALL-BIG TEN

Northwestern had five individuals earn Academic All-Big Ten recognition. Seniors **Davide Curletti**, **Nick Freundt** and **Luka Mirkovic** as well as juniors **Drew Crawford** and **Reggie Hearn** earned the honor. In order to be eligible, an individual must be of at least a sophomore academically, be a letterwinner and have a cumulative grade-point average of at least 3.0.

BOMBS AWAY!

John Shurna led the Big Ten with an average of 2.9 3-point field goals per game. He tied a Northwestern record and was one shy of the Big Ten record when he knocked down nine 3-pointers in the Wildcats' win over Eastern Illinois Dec. 18. The nine triples tied Craig Moore's record established Nov. 22, 2008 at Brown. Shurna went 9-for-12 from beyond the arc in the contest and scored 32 points.

Three-Pointers Made— Division I Players 6-9 or taller

Name, Team	Ht.	3FG
1. John Shurna, Northwestern	6-9	95
2. Josh Ritchart, UC Davis	6-9	69
3. Robert Covington, Tenn. State	6-9	65
4. Drew Windler, Samford	6-9	58

BOMBS AWAY!, PART 2

Northwestern led the Big Ten and ranked fifth nationally with an average of 9.0 3-point makes per game. NU scorched the nets for 20 3-point field goals in its 92-67 win over Mississippi

2011-12 SEASON NOTES



Valley State Dec. 2. The mark tied the school and Big Ten record for 3-pointers in a game, matching Northwestern's total against North Carolina A&T Dec. 13, 2009. NU assisted on 30 of its 34 field goals in the contest with the 30 helpers ranking as a tie for second in school history, two shy of the top mark and tied for the most against a Division I opponent.

STEPPING IN AND STEPPING UP

With key returners **JerShon Cobb**, **Alex Marcotullio** and **Drew Crawford** battling early-season injuries, junior guard/forward **Reggie Hearn** got the starting nod in NU's season-opener and never relinquished the spot. The former walk-on scored a career-high 20 points Feb. 5 in a road win at Illinois. Hearn went 7-for-8 from the field in the contest, including making all six tries during his 16-point first-half performance. He followed it up by scoring 16 points in a win over Iowa Feb. 9 and again at Purdue Feb. 12. For the season, he averaged 7.4 points per game while shooting a 48.6 percent from the field, including 37.1 percent from 3-point range.

HELPING HAND

Northwestern is well known for playing "team" offense and that's reflected in the statistics. The Wildcats ranked fourth in the nation with a 1.53 assist-to-turnover ratio this season. NU ranked second nationally to only Wisconsin with a 1.70 mark in 2010-11. NU ranked fourth in the country in 2011-12 with an average of just 10.2 turnovers per contest. Northwestern assisted on 64.8 percent of its made field goals, the fifth-highest percentage nationally.

CHANGING OF THE GUARD

The Wildcats had some big shoes to fill in the backcourt with the graduation of Michael Thompson. A four-year starter, Thompson completed his career at NU's all-time leader in games played, games started, minutes played and assists, while ranking third all-time in scoring. Freshman **Dave Sobolewski** stepped in valiantly in his stead. Sobolewski started every game and averaged 8.3 points and 3.7 assists per game and committed just 46 turnovers in 1,163 minutes of action to go along with 117 assists. He scored a collegiate-best 23 points in a victory over Iowa Feb. 9. Sobolewski posted a career-high eight assists with no turnovers Dec. 22 at No. 23/21 Creighton. He was named Big Ten Co-Freshman of the Week Feb. 6 for his efforts in wins over Nebraska and Illinois.

DYNAMIC DUO

We're not sure which one is Batman and which one is Robin, but senior **John Shurna** and junior **Drew Crawford** showed that they were a pretty formidable 1-2 punch. Shurna led the Big Ten with an average of 20.0 points per game, while Crawford was the Big Ten's sixth-leading scorer with a norm of 16.1 points per contest.

A CHALLENGING SLATE

Northwestern played 19 of its 30 regular-season games against teams that participated in postseason play in either the NCAA tournament

or the NIT. The Wildcats played nine teams that were in the NCAA tourney and five squads that were in the NIT. Northwestern had the nation's 17th-highest strength of schedule.

SHURNA, SOBOLEWSKI EARN BIG TEN WEEKLY HONORS

John Shurna and **Dave Sobolewski** were honored Feb. 6 by being named Big Ten Player of the Week and Big Ten Freshman of the Week, respectively, after leading the Wildcats to wins over Nebraska and Illinois. Shurna averaged 26 points per game and shot 71.4 percent from the field to earn the fifth such honor of his career and his first of the season. Sobolewski posted norms of 14.5 points, 4.0 rebounds and 3.5 assists per game in the Wildcats' two wins.

STRIKING DOWN THE SPARTANS

Northwestern's victory over No. 6 Michigan State on Jan. 14 ranks as a tie for the highest ranked opponent that the Wildcats have beaten in Bill Carmody's 12 seasons as head coach. (The victory snapped the Spartans' 15-game winning streak.) Purdue was also ranked No. 6 when the 'Cats beat them 72-64 in Evanston Jan. 16, 2010. MSU was ranked No. 7 when the 'Cats posted a 70-63 win over the Spartans in East Lansing Jan. 21, 2009.

POST PRODUCTION

Davide Curletti made just his second career start Jan. 14 against sixth-ranked Michigan State, but he made **Bill Carmody's** decision look pretty good. The senior scored 13 of his season-high 17 points in the first half of the Wildcats' victory. He made five of seven field goals attempts and also tied a career high with six rebounds to go along with four assists, a blocked shot and two steals. The point total was one shy of his career high of 18 achieved at Wisconsin Feb. 27, 2011.

STARTING FAST

Northwestern started its season 10-1 for the third time in school history, matching the 1982-83 and 2009-10 teams. It's the best start for the Wildcats since beginning the 1930-31 season with a school-record 12 straight wins. Northwestern set a school record this year with six victories in the month of November after going a perfect 5-0 in the month last season. NU has won 16 of its 17 games in the month of November over the last three seasons.

CRAWFORD JOINS 1,000-POINT CLUB

Junior forward **Drew Crawford** scored 21 points against Penn State Jan. 1 to become the 31st Wildcat to reach the 1,000 career-point milestone. He's the 17th Northwestern player to reach the mark in his first three seasons of action. Crawford has 1,283 career points to rank 16th in school history.

CHARLESTON CLASSIC CHAMPIONS

Northwestern won its second in-season tournament in three years when it won the Charleston Classic, defeating LSU and Tulsa before topping Seton Hall in the championship game. The Wildcats also won the Chicago Invitational Chal-

lenge—defeating Iowa State and Notre Dame—during the 2009-10 campaign.

NU IN THE BIG TEN/ACC CHALLENGE

Northwestern improved to 6-7 all-time in the Big Ten/ACC Challenge with its 76-60 victory at Georgia Tech Nov. 29. NU has now won four straight games in the event. Ohio State (current) is the only other Big Ten school to win Challenge games in four straight years. Coupled with a win at Boston College in the 2011 NIT second round, the Wildcats have won five straight games vs. ACC foes.

CRAWFORD HONORED AS BIG TEN PLAYER OF THE WEEK

Junior forward **Drew Crawford** was recognized for his play at the DirecTV Charleston Classic Nov. 17-20 by being named both the tournament MVP as well as the Big Ten Player of the Week Nov. 21. Crawford averaged 24 points and six rebounds per game in the Wildcats' wins over LSU, Tulsa and Seton Hall. He scored 17, 28 and 27 points, respectively, in the contests and tallied at least 17 points in a half three times. Crawford was also named Big Ten Player of the Week once as a freshman.

NOT HALF BAD

The 59 points that Northwestern scored in the first half of its win over Mississippi Valley State Dec. 2 marked the team's highest point total in a half during Bill Carmody's 12 seasons as head coach. The previous high for points in a half was 56 in the second half against LSU, accomplished just 15 days earlier. The previous best for points in a first half was 55 against Georgia Tech Nov. 30, 2010 and SIU Edwardsville Jan. 20, 2011.

SHURNA'S SCORING SPREE

John Shurna's 37 points in the win over LSU Nov. 17 marked a career high for the senior forward. It is one point shy of the most points scored by a player in the nation this season in a non-overtime game. The total marks a tie for the most by a NU player in **Bill Carmody's** 12 years as head coach, matching Kevin Coble's effort against 15th-ranked Indiana Feb. 23, 2008. It ranks as a tie for the eighth-best scoring performance in school history. Shurna's previous career high was 31 points, achieved three times, including most recently at Northern Illinois Nov. 12, 2010.

SHURNA EARNS PRESEASON ACCOLADES

Senior forward **John Shurna** has been named a second-team preseason All-American by *Sporting News* and a third-team choice of *Athlon Sports*. He has also been named to the watch list for both the Wooden Award and Naismith Award for the second consecutive season. Shurna averaged a team-best 16.6 points per game to go along with 4.9 rebounds per contest in 2010-11 as he was named a third-team All-Big Ten selection. He was also a second-team all-conference pick as a sophomore. The last NU player to earn three career All-Big Ten laurels was Evan Eschmeyer who was a first-team honoree in 1997, 1998 and 1999.



INDIVIDUAL STATS

ALL GAMES

Record: 19-14 Home: 12-5 Away: 4-8 Neutral: 3-1

Player	GP-GS	Min-Avg	TOTAL		3-PTS		FT-FTA		REBOUNDS								Pts-Avg
			FG-FGA	Pct	3FG-FGA	Pct	Pct	Pct	Off-Def	Tot-Avg	PF	FO	A	TO	Blk	Stl	
Shurna, John	33-33	1232-37.3	228-492	.463	95-216	.440	110-146	.753	48-130	178-5.4	56	0	92	52	55	41	661-20.0
Crawford, Drew	33-32	1143-34.6	195-403	.484	61-148	.412	81-115	.704	40-115	155-4.7	67	2	68	54	19	40	532-16.1
Sobolewski, Dave	33-33	1163-35.2	81-203	.399	41-115	.357	72-98	.735	16-70	86-2.6	85	0	121	46	8	29	275-8.3
Hearn, Reggie	33-33	862-26.1	86-177	.486	36-97	.371	37-47	.787	34-87	121-3.7	98	4	43	49	10	22	245-7.4
Cobb, JerShon	21-8	428-20.4	53-127	.417	14-45	.311	29-40	.725	7-30	37-1.8	27	0	22	33	3	29	149-7.1
Mirkovic, Luka	19-15	378-19.9	46-93	.495	0-10	.000	21-41	.512	16-57	73-3.8	32	0	33	20	5	10	113-5.9
Marcotullio, Alex	29-6	598-20.6	50-116	.431	38-92	.413	12-17	.706	12-47	59-2.0	69	4	56	28	7	24	150-5.2
Curletti, Davide	33-4	628-19.0	37-90	.411	5-19	.263	42-71	.592	36-73	109-3.3	72	0	61	35	15	17	121-3.7
Demps, Tre	4-1	57-14.3	3-17	.176	2-8	.250	1-5	.200	0-5	5-1.3	0	0	5	2	0	1	9-2.3
Fruendt, Nick	24-0	133-5.5	9-24	.375	4-12	.333	3-4	.750	10-9	19-0.8	14	0	9	6	1	5	25-1.0
Jimenez, Omar	8-0	23-2.9	2-6	.333	1-5	.200	0-0	.000	1-0	1-0.1	2	0	1	1	0	0	5-0.6
Montgomery, James	11-0	30-2.7	0-6	.000	0-4	.000	1-8	.125	2-1	3-0.3	4	0	1	0	1	1	1-0.1
TEAM									57-61	118-3.6						9	
Total	33		790-1754	.450	297-771	.385	409-592	.691	279-685	964-29.2	526	10	512	335	124	219	2286-69.3
Opponents	33		825-1826	.452	232-653	.355	370-532	.695	401-781	1182-35.8	591	-	502	422	99	173	2252-68.2

BIG TEN GAMES

Record: 8-10 Home: 5-4 Away: 3-6

Player	GP-GS	Min-Avg	TOTAL		3-PTS		FT-FTA		REBOUNDS								Pts-Avg
			FG-FGA	Pct	3FG-FGA	Pct	Pct	Pct	Off-Def	Tot-Avg	PF	FO	A	TO	Blk	Stl	
Shurna, John	18-18	696-38.7	130-274	.474	45-112	.402	55-76	.724	24-62	86-4.8	30	0	47	25	31	22	360-20.0
Crawford, Drew	18-18	640-35.6	100-220	.455	31-74	.419	44-67	.657	23-54	77-4.3	39	1	30	35	5	20	275-15.3
Sobolewski, Dave	18-18	670-37.2	52-122	.426	23-58	.397	52-68	.765	7-35	42-2.3	51	0	58	31	4	18	179-9.9
Hearn, Reggie	18-18	515-28.6	55-103	.534	22-50	.440	29-38	.763	22-52	74-4.1	56	4	25	33	3	9	161-8.9
Marcotullio, Alex	17-6	385-22.6	31-73	.425	24-59	.407	8-13	.615	9-30	39-2.3	43	2	30	19	6	12	94-5.5
Cobb, JerShon	10-5	189-18.9	14-45	.311	5-21	.238	11-17	.647	2-12	14-1.4	11	0	7	13	2	16	44-4.4
Curletti, Davide	18-4	380-21.1	24-50	.480	3-9	.333	23-46	.500	22-49	71-3.9	45	0	40	21	7	9	74-4.1
Mirkovic, Luka	7-3	107-15.3	5-13	.385	0-1	.000	3-11	.273	3-25	28-4.0	11	0	5	4	1	4	13-1.9
Montgomery, James	4-0	5-1.3	0-1	.000	0-1	.000	1-4	.250	0-0	0-0.0	0	0	0	0	0	1	1-0.3
Jimenez, Omar	3-0	4-1.3	0-0	.000	0-0	.000	0-0	.000	0-0	0-0.0	0	0	0	0	0	0	0-0.0
Fruendt, Nick	13-0	59-4.5	0-3	.000	0-1	.000	0-0	.000	3-6	9-0.7	10	0	4	0	1	3	0-0.0
TEAM									27-29	56-3.1	0					7	
Total	18		411-904	.455	153-386	.396	226-340	.665	142-354	496-27.6	296	7	246	188	60	114	1201-66.7
Opponents	18		447-965	.463	132-356	.371	217-319	.680	214-412	626-34.8	329	-	279	212	51	97	1243-69.1

Returning players in **bold**

2011-12 RESULTS



Overall Record: 19-14

Home: 12-5

Away: 4-8

Neutral: 3-1

Big Ten Record: 8-10

Home: 5-4

Away: 3-6

Nonconference Record: 11-4

Home: 7-1

Away: 1-2

Neutral: 3-1

Date	Opponent	Result	Record	NU High Scorer	NU High Rebounder	NU High Assists	Attend.
Nov. 13	Texas-Pan American	W, 60-36	1-0, 0-0	15, Shurna	6, Crawford	4, Hearn	3,613
Nov. 17	vs. LSU ❖	W, 88-82	2-0, 0-0	37, Shurna	8, Crawford	6, Sobolewski	2,532
Nov. 18	vs. Tulsa ❖	W, 69-65	3-0, 0-0	28, Crawford	6, Shurna	3, Sobolewski	1,711
Nov. 20	vs. Seton Hall ❖	W, 80-73	4-0, 0-0	27, Crawford	7, Shurna	3, Marcotullio/Curletti	3,563
Nov. 25	Stony Brook	W, 63-58	5-0, 0-0	20, Shurna	7, Crawford	4, Sobolewski	4,608
Nov. 29	at Georgia Tech X	W, 76-60	6-0, 0-0	25, Shurna	8, Shurna	6, Sobolewski	5,619
Dec. 2	Mississippi Valley State	W, 92-67	7-0, 0-0	21, Fruendt	7, Hearn	7, Marcotullio	4,705
Dec. 4	#7/8 Baylor	L, 69-41	7-1, 0-0	15, Crawford	5, Crawford/Curletti	4, Sobolewski	6,316
Dec. 15	Texas Southern	W, 81-51	8-1, 0-0	20, Shurna	6, Hearn/Shurna	5, three players	4,905
Dec. 17	Central Connecticut State	W, 70-64	9-1, 0-0	17, Hearn	8, Mirkovic/Shurna	5, Mirkovic	5,246
Dec. 18	Eastern Illinois	W, 87-72	10-1, 0-0	32, Shurna	10, Mirkovic	7, Mirkovic	5,071
Dec. 22	at #23/21 Creighton	L, 87-79	10-2, 0-0	34, Crawford	9, Shurna	8, Sobolewski	17,676
Dec. 28	at #2/2 Ohio State *	L, 87-54	10-3, 0-1	13, Crawford	6, Crawford	5, Sobolewski	19,049
Jan. 1	Penn State *	W, 68-56	11-3, 1-1	21, Crawford	11, Mirkovic	3, Crawford	5,389
Jan. 4	Illinois *	L, 57-56	11-4, 1-2	20, Shurna	7, Shurna	3, Mirkovic	8,117
Jan. 11	at #13/13 Michigan *	L, 66-64 (OT)	11-5, 1-3	21, Shurna	6, three players	3, Sobolewski/Hearn	12,605
Jan. 14	#6/7 Michigan State *	W, 81-74	12-5, 2-3	22, Shurna	6, Curletti	7, Sobolewski	8,117
Jan. 18	at Wisconsin *	L, 77-57	12-6, 2-4	19, Shurna	6, Curletti/Shurna	6, Sobolewski	16,939
Jan. 22	at Minnesota *	L, 75-52	12-7, 2-5	21, Shurna	7, Curletti	4, Marcotullio	12,219
Jan. 28	Purdue *	L, 58-56	12-8, 2-6	23, Crawford	8, Crawford/Hearn	4, Marcotullio/Shurna	8,117
Feb. 2	Nebraska *	W, 84-74	13-8, 3-6	28, Shurna	6, Sobolewski	8, Curletti	5,239
Feb. 5	at Illinois *	W, 74-70	14-8, 4-6	24, Shurna	7, Marcotullio	4, Crawford	15,461
Feb. 9	Iowa *	W, 83-64	15-8, 5-6	23, Sobolewski	5, Crawford	7, Sobolewski	6,013
Feb. 12	at Purdue *	L, 87-77	15-9, 5-7	30, Shurna	8, Hearn	4, Shurna	14,155
Feb. 15	at #18/20 Indiana *	L, 71-66	15-10, 5-8	29, Shurna	5, Crawford	2, three players	17,246
Feb. 18	Minnesota *	W, 64-53	16-10, 6-8	22, Sobolewski	6, Shurna	5, Shurna	7,522
Feb. 21	#11/13 Michigan *	L, 67-55 (OT)	16-11, 6-9	14, Shurna	11, Hearn	3, Marcotullio	8,117
Feb. 25	at Penn State *	W, 67-66	17-11, 7-9	23, Shurna	9, Crawford	6, Shurna	8,513
Feb. 29	#10/11 Ohio State *	L, 75-73	17-12, 7-10	23, Crawford	4, Crawford	5, Hearn	8,117
March 3	at Iowa *	W, 70-66	18-12, 8-10	18, Crawford	7, Crawford	3, Cobb/Shurna	15,400
March 8	vs. Minnesota ★	L, 75-68 (OT)	18-13, 8-10	24, Cobb	8, Cobb	6, Sobolewski	17,257
March 13	Akron ✓	W, 76-74	19-13, 8-10	27, Crawford	11, Shurna	7, Shurna	2,319
March 17	at Washington ✓	L, 76-55	19-14, 8-10	24, Shurna	6, Shurna	4, Sobolewski	5,761

Home games in **bold**

❖ Charleston Classic; Charleston, S.C.

X Big Ten/ACC Challenge

★ Big Ten Tournament; Indianapolis, Ind.

✓ National Invitation Tournament

* Big Ten Conference game



2011-12 GAME-BY-GAME

Team	NU Starters	FG-A	Pct.	3FG-A	Pct.	FT-A	Pct.	Reb.	A	TO	B	S	PF	1st	2nd	OT	F
Northwestern	Sobo., Demps, Hearn,	21-48	.438	5-22	.227	13-20	.650	32	17	7	3	6	15	31	29	-	60
Texas-Pan American	Shurna, Mirkovic	14-47	.298	3-23	.130	5-9	.556	35	9	16	1	3	23	19	17	-	36
Northwestern	Sobo., Hearn, Crawford,	26-59	.441	12-31	.387	24-28	.857	28	15	12	5	10	21	32	56	-	88
vs. LSU	Shurna, Mirkovic	27-55	.491	6-21	.286	22-26	.846	28	13	20	2	9	24	41	41	-	82
Northwestern	Sobo., Hearn, Crawford,	22-59	.373	9-23	.391	16-22	.727	30	12	6	5	9	18	37	32	-	69
vs. Tulsa	Shurna, Mirkovic	22-50	.440	6-16	.375	15-19	.789	41	13	16	6	2	20	37	28	-	65
Northwestern	Sobo., Hearn, Crawford,	28-50	.560	7-21	.333	17-19	.895	26	14	6	6	3	12	40	40	-	80
vs. Seton Hall	Shurna, Mirkovic	29-59	.492	10-23	.435	5-6	.833	28	16	10	2	2	19	30	43	-	73
Northwestern	Sobo., Hearn, Crawford,	21-48	.438	9-29	.310	12-18	.667	31	15	9	3	3	11	30	33	-	63
Stony Brook	Shurna, Mirkovic	24-66	.364	7-27	.259	3-5	.600	42	15	9	0	3	21	28	30	-	58
Northwestern	Sobo., Hearn, Crawford,	31-56	.554	5-14	.357	9-14	.643	32	15	13	4	11	19	44	32	-	76
at Georgia Tech	Shurna, Mirkovic	23-54	.426	2-11	.182	12-19	.632	30	15	17	2	7	13	39	21	-	60
Northwestern	Sobo., Hearn, Crawford,	34-67	.507	20-39	.513	4-7	.571	41	30	9	2	2	14	59	33	-	92
Miss. Valley State	Shurna, Mirkovic	25-64	.391	5-16	.313	12-19	.632	38	10	8	2	5	13	21	46	-	67
Northwestern	Sobo., Hearn, Crawford,	14-58	.241	4-26	.154	9-14	.643	34	13	12	2	3	17	21	20	-	41
Baylor	Shurna, Mirkovic	29-48	.604	4-18	.222	7-12	.583	37	18	15	9	8	18	38	31	-	69
Northwestern	Sobo., Hearn, Crawford,	29-61	.475	13-29	.448	10-17	.588	37	24	11	7	11	16	41	40	-	81
Texas Southern	Shurna, Mirkovic	17-47	.362	3-10	.300	14-16	.875	28	7	21	9	5	17	20	31	-	51
Northwestern	Sobo., Hearn, Crawford,	25-57	.439	9-29	.310	11-14	.786	35	15	12	5	3	13	30	40	-	70
Cent. Conn. State	Shurna, Mirkovic	24-64	.375	8-21	.381	8-13	.615	40	10	12	4	8	14	29	35	-	64
Northwestern	Sobo., Hearn, Crawford,	32-59	.542	12-23	.522	11-18	.611	32	26	11	8	9	11	41	46	-	87
Eastern Illinois	Shurna, Mirkovic	28-58	.483	6-13	.462	10-12	.833	31	18	12	1	4	15	36	36	-	72
Northwestern	Sobo., Hearn, Crawford,	29-58	.500	9-22	.409	12-12	1.000	24	22	10	1	7	22	36	43	-	79
at Creighton	Shurna, Mirkovic	30-57	.526	12-21	.571	15-22	.682	34	26	11	0	3	17	37	50	-	87
Northwestern	Sobo., Hearn, Crawford,	17-53	.321	7-20	.350	13-19	.684	30	10	11	1	3	22	26	28	-	54
at Ohio State	Shurna, Mirkovic	29-61	.475	10-20	.500	19-30	.633	49	15	9	3	4	17	41	46	-	87
Northwestern	Sobo., Hearn, Crawford,	22-40	.550	9-21	.429	15-25	.600	27	13	12	5	6	16	23	45	-	68
Penn State	Shurna, Mirkovic	18-53	.340	6-19	.316	14-23	.609	36	11	15	0	8	23	26	30	-	56
Northwestern	Sobo., Hearn, Crawford,	20-55	.364	5-18	.278	11-18	.611	34	10	9	6	11	19	36	20	-	56
Illinois	Shurna, Mirkovic	21-49	.429	4-10	.400	11-20	.550	36	12	11	6	4	18	31	26	-	57
Northwestern	Sobo., Hearn, Crawford,	24-48	.500	6-13	.462	10-15	.667	32	10	16	3	3	14	34	20	10	64
at Michigan	Shurna, Marcotullio	22-66	.333	7-30	.233	15-16	.938	36	10	7	3	6	15	27	27	12	66
Northwestern	Sobo., Hearn, Crawford,	26-52	.500	8-17	.471	21-29	.724	27	20	7	4	6	18	39	42	-	81
Michigan State	Shurna, Curletti	24-52	.462	9-18	.500	17-27	.630	39	19	14	4	6	25	37	37	-	74
Northwestern	Sobo., Hearn, Crawford,	19-45	.422	5-14	.357	14-19	.737	24	8	10	0	7	13	32	25	-	57
at Wisconsin	Shurna, Curletti	27-54	.500	12-23	.522	11-14	.786	32	16	9	1	6	17	34	43	-	77
Northwestern	Sobo., Hearn, Crawford,	18-55	.327	8-26	.308	8-20	.400	28	12	10	3	5	16	24	28	-	52
at Minnesota	Shurna, Curletti	30-52	.577	3-12	.250	12-17	.706	40	19	12	5	10	20	41	34	-	75
Northwestern	Sobo., Hearn, Crawford,	20-45	.444	8-21	.381	8-14	.571	37	16	16	7	0	12	22	34	-	56
Purdue	Shurna, Curletti	24-54	.444	6-20	.300	4-8	.500	23	10	5	3	7	18	26	32	-	58
Northwestern	Sobo., Hearn, Crawford,	23-51	.451	14-31	.452	24-29	.828	29	17	9	3	10	12	41	43	-	84
Nebraska	Shurna, Marcotullio	28-54	.519	11-26	.423	7-9	.778	27	19	14	2	6	18	26	48	-	74
Northwestern	Sobo., Hearn, Crawford,	29-48	.604	8-20	.400	8-15	.533	24	12	10	0	5	16	36	38	-	74
at Illinois	Shurna, Marcotullio	26-48	.542	11-24	.458	7-11	.636	22	18	12	2	2	15	33	37	-	70
Northwestern	Sobo., Hearn, Crawford,	27-48	.563	13-25	.520	16-23	.696	21	22	7	3	11	15	38	45	-	83
Iowa	Shurna, Marcotullio	23-45	.511	7-14	.500	11-15	.733	29	14	18	2	2	20	29	35	-	64
Northwestern	Sobo., Hearn, Crawford,	28-57	.491	10-23	.435	11-17	.647	28	15	9	4	2	24	26	51	-	77
at Purdue	Shurna, Marcotullio	26-61	.426	11-23	.478	24-33	.727	40	20	5	2	3	20	31	56	-	87
Northwestern	Sobo., Hearn, Crawford,	24-49	.490	6-20	.300	12-17	.706	27	9	13	3	6	19	31	35	-	66
at Indiana	Shurna, Marcotullio	27-55	.491	2-13	.154	15-18	.833	30	16	8	2	7	15	37	34	-	71
Northwestern	Sobo., Hearn, Crawford,	21-48	.438	10-28	.357	12-18	.667	22	14	9	5	9	15	36	28	-	64
Minnesota	Shurna, Cobb	21-50	.420	5-17	.294	6-13	.462	42	14	19	3	6	19	28	25	-	53
Northwestern	Sobo., Hearn, Crawford,	21-51	.412	3-16	.188	10-14	.714	39	11	14	4	3	20	31	18	6	55
Michigan	Shurna, Cobb	21-56	.375	14-38	.368	11-18	.611	35	15	7	6	4	17	24	25	18	67
Northwestern	Sobo., Hearn, Crawford,	22-50	.440	15-29	.517	8-12	.667	22	15	10	6	8	12	34	33	-	67
at Penn State	Shurna, Cobb	29-57	.509	3-14	.214	5-9	.556	37	15	12	0	5	15	28	38	-	66
Northwestern	Sobo., Hearn, Crawford,	26-52	.500	13-27	.481	8-13	.615	18	21	7	2	7	15	29	44	-	73
Ohio State	Shurna, Cobb	29-58	.500	6-19	.316	11-16	.688	44	20	16	4	5	17	39	36	-	75
Northwestern	Sobo., Hearn, Crawford,	24-57	.421	5-17	.294	17-23	.739	27	11	10	0	11	17	42	28	-	70
at Iowa	Shurna, Cobb	22-40	.550	5-16	.313	17-22	.773	29	16	18	3	6	20	35	31	-	66
Northwestern	Sobo., Hearn, Crawford,	20-57	.351	11-26	.423	17-21	.810	29	11	8	3	12	14	36	25	7	68
vs. Minnesota	Shurna, Cobb	29-62	.468	11-26	.423	6-10	.600	44	15	14	4	6	18	34	27	14	75
Northwestern	Sobo., Hearn, Crawford,	29-62	.468	10-27	.370	8-11	.727	31	25	6	5	6	12	42	34	-	76
Akron	Shurna, Cobb	30-67	.448	6-19	.316	8-11	.727	45	20	12	2	4	13	34	40	-	74
Northwestern	Sobo., Hearn, Crawford,	18-51	.353	9-24	.375	10-17	.588	26	12	15	5	10	15	32	23	-	55
at Washington	Shurna, Cobb	27-63	.429	11-32	.344	11-14	.786	44	18	17	4	7	17	39	37	-	76

2011-12 GAME HIGHS & LOWS



NORTHWESTERN HIGHS

POINTS	92	vs Miss. Valley St. (12/2/11)
FIELD GOALS MADE	34	vs Miss. Valley St. (12/2/11)
FIELD GOAL ATTEMPTS	67	vs Miss. Valley St. (12/2/11)
FIELD GOAL PERCENTAGE	.604 (29-48)	at Illinois (2/5/12)
3 PT FIELD GOALS MADE	20	vs Miss. Valley St. (12/2/11)
3 PT FG ATTEMPTS	39	vs Miss. Valley St. (12/2/11)
3 PT FG PERCENTAGE	.522 (12-23)	vs Eastern Illinois (12/18/11)
FREE THROWS MADE	24	vs Nebraska (2/2/12)
	24	vs LSU (11/17/11)
FREE THROW ATTEMPTS	29	vs Nebraska (2/2/12)
	29	vs Michigan State (1/14/12)
FREE THROW PERCENTAGE	1.000 (12-12)	at Creighton (12/22/11)
REBOUNDS	41	vs Miss. Valley St. (12/2/11)
ASSISTS	30	vs Miss. Valley St. (12/2/11)
STEALS	12	vs Minnesota (3/8/12)
BLOCKED SHOTS	8	vs Eastern Illinois (12/18/11)
TURNOVERS	16	vs Purdue (1/28/12)
	16	at Michigan (1/11/12)
FOULS	24	at Purdue (2/12/12)

NORTHWESTERN LOWS

POINTS	41	vs Baylor (12/4/11)
FIELD GOALS MADE	14	vs Baylor (12/4/11)
FIELD GOAL ATTEMPTS	40	vs Penn State (1/1/12)
FIELD GOAL PERCENTAGE	.241 (14-58)	vs Baylor (12/4/11)
3 PT FIELD GOALS MADE	3	vs Michigan (2/21/12)
3 PT FG ATTEMPTS	13	at Michigan (1/11/12)
3 PT FG PERCENTAGE	.154 (4-26)	vs Baylor (12/4/11)
FREE THROWS MADE	4	vs Miss. Valley St. (12/2/11)
FREE THROW ATTEMPTS	7	vs Miss. Valley St. (12/2/11)
FREE THROW PERCENTAGE	.400 (8-20)	at Minnesota (1/22/12)
REBOUNDS	18	vs Ohio State (2/29/12)
ASSISTS	8	at Wisconsin (1/18/12)
STEALS	0	vs Purdue (1/28/12)
BLOCKED SHOTS	0	three times
TURNOVERS	6	four times
FOULS	11	vs Eastern Illinois (12/18/11)
	11	vs Stony Brook (11/15/11)

NORTHWESTERN PLAYER HIGHS

POINTS	37	John Shurna vs LSU (11/17/11)
FIELD GOALS MADE	13	Drew Crawford at Creighton (12/22/11)
FIELD GOAL ATT.	22	John Shurna vs Akron (3/13/12)
FG PCT (min 5 made)	1.000 (5-5)	L. Mirkovic vs Miss. Valley St. (12/2/11)
3 PT FG MADE	9	John Shurna vs E. Illinois (12/18/11)
3 PT FG ATTEMPTS	12	John Shurna vs E. Illinois (12/18/11)
3-PT FG PCT	1.000 (4-4)	R. Hearn vs Cent. Conn. St. (12/17/11)
FREE THROWS MADE	13	John Shurna vs LSU (11/17/11)
FREE THROW ATT.	14	John Shurna vs LSU (11/17/11)
FT PCT (min 3 made)	1.000 (7-7)	Dave Sobolewski at Iowa (3/3/12)
REBOUNDS	11	three times
ASSISTS	8	Davide Curletti vs Nebraska (2/2/12)
	8	D. Sobolewski at Creighton (12/22/11)
STEALS	5	three times
BLOCKED SHOTS	5	John Shurna at Penn State (2/25/12)
	5	John Shurna vs Minnesota (2/18/12)

OPPONENT HIGHS

POINTS	87	three times
FIELD GOALS MADE	30	three times
FIELD GOAL ATTEMPTS	67	vs Akron (3/13/12)
FIELD GOAL PERCENTAGE	.604 (29-48)	vs Baylor (12/4/11)
3 PT FIELD GOALS MADE	14	vs Michigan (2/21/12)
3 PT FG ATTEMPTS	38	vs Michigan (2/21/12)
3 PT FG PERCENTAGE	.571 (12-21)	at Creighton (12/22/11)
FREE THROWS MADE	24	at Purdue (2/12/12)
FREE THROW ATTEMPTS	33	at Purdue (2/12/12)
FREE THROW PERCENTAGE	.938 (15-16)	at Michigan (1/11/12)
REBOUNDS	49	at Ohio State (12/28/11)
ASSISTS	26	at Creighton (12/22/11)
STEALS	11	at Iowa (3/3/12)
BLOCKED SHOTS	9	vs Texas Southern (12/15/11)
	9	vs Baylor (12/4/11)
TURNOVERS	21	vs Texas Southern (12/15/11)
FOULS	25	vs Michigan State (1/14/12)

OPPONENT LOWS

POINTS	36	vs UTPA (11/13/11)
FIELD GOALS MADE	14	vs UTPA (11/13/11)
FIELD GOAL ATTEMPTS	40	at Iowa (3/3/12)
FIELD GOAL PERCENTAGE	.298 (14-47)	vs UTPA (11/13/11)
3 PT FIELD GOALS MADE	2	at Indiana (2/15/12)
	2	at Georgia Tech (11/29/11)
3 PT FG ATTEMPTS	10	vs Illinois (1/4/12)
	10	vs Texas Southern (12/15/11)
3 PT FG PERCENTAGE	.130 (3-23)	vs UTPA (11/13/11)
FREE THROWS MADE	3	vs Stony Brook (11/25/11)
FREE THROW ATTEMPTS	5	vs Stony Brook (11/25/11)
FREE THROW PERCENTAGE	.462 (6-13)	vs Minnesota (2/18/12)
REBOUNDS	22	at Illinois (2/5/12)
ASSISTS	7	vs Texas Southern (12/15/11)
STEALS	2	four times
BLOCKED SHOTS	0	four times
TURNOVERS	5	at Purdue (2/12/12)
	5	vs Purdue (1/28/12)
FOULS	13	three times

OPPONENT PLAYER HIGHS

POINTS	32	Terrence Ross at Washington (3/26/12)
	32	Herb Pope vs Seton Hall (11/20/11)
FIELD GOALS MADE	14	Herb Pope vs Seton Hall (11/20/11)
FIELD GOAL ATT.	22	Kyle Vinales vs Cent. Conn. St. (12/17/11)
FG PCT (min 5 made)	1.000 (5-5)	Chauncey Gilliam vs Akron (3/13/12)
3 PT FG MADE	6	Terrence Ross at Washington (3/26/12)
	6	Brandon Paul at Illinois (2/5/12)
3 PT FG ATTEMPTS	14	Terrence Ross at Washington (3/26/12)
3-PT FG PCT	1.000 (2-2)	five times
FREE THROWS MADE	12	Robbie Hummel at Purdue (2/12/12)
FREE THROW ATT.	14	Robbie Hummel at Purdue (2/12/12)
FT PCT (min 3 made)	1.000 (8-8)	Trey Burke at Michigan (1/11/12)
REBOUNDS	18	Jared Sullinger vs Ohio State (2/29/12)
ASSISTS	12	Grant Gibbs at Creighton (12/22/11)
STEALS	5	Ken Horton vs. Cent. Conn. St. (12/17/11)
BLOCKED SHOTS	6	Quincy Acy vs Baylor (12/4/11)

BIG TEN STANDINGS & HONORS

2011-12 FINAL BIG TEN STANDINGS

	BIG TEN			OVERALL		
	W	L	Pct.	W	L	Pct.
Ohio State	13	5	.722	31	8	.795
Michigan State	13	5	.722	29	8	.784
Michigan	13	5	.722	24	10	.706
Wisconsin	12	6	.667	26	10	.722
Indiana	11	7	.588	27	9	.750
Purdue	10	8	.556	22	13	.629
Northwestern	8	10	.444	19	14	.576
Iowa	8	10	.444	18	17	.514
Minnesota	6	12	.333	23	15	.605
Illinois	6	12	.333	17	15	.531
Nebraska	4	14	.222	12	18	.400
Penn State	4	14	.222	12	20	.375

BIG TEN HONORS

FIRST TEAM

Draymond Green, Michigan State (m & c)

John Shurna, Northwestern (m & c)

Jared Sullinger, Ohio State (m & c)

Robbie Hummel, Purdue (m & c)

Jordan Taylor, Wisconsin (c)

Tim Frazier, Penn State (m)

SECOND TEAM

Cody Zeller, Indiana (m & c)

Trey Burke, Michigan (m & c)

William Buford, Ohio State (m & c)

Dashaun Thomas, Ohio State (c)

Tim Frazier, Penn State (c)

Jordan Taylor, Wisconsin (m)

Matt Gatens, Iowa (m)

THIRD TEAM

Tim Hardaway Jr., Michigan (m & c)

Keith Appling, Michigan State (m & c)

Drew Crawford, Northwestern (m & c)

Brandon Paul, Illinois (c)

Matt Gatens, Iowa (c)

Aaron Craft, Ohio State (m)

Dashaun Thomas, Ohio State (m)

HONORABLE MENTION

Meyers Leonard, Illinois (m & c)

Brandon Paul, Illinois (m)

Christian Watford, Indiana (m & c)

Jordan Hulls, Indiana (m)

Victor Oladipo, Indiana (m)

Aaron White, Iowa (m)

Zack Novak, Michigan (m)

Branden Dawson, Michigan State (m)

D.J. Byrd, Purdue (m)

Lewis Jackson, Purdue (m & c)

Jared Berggren, Wisconsin (m & c)

Ryan Evans, Wisconsin (m & c)

ALL-FRESHMAN TEAM

Cody Zeller, Indiana

Aaron White, Iowa

Trey Burke, Michigan

Branden Dawson, Michigan State

Dave Sobolewski, Northwestern

ALL-DEFENSIVE TEAM

Victor Oladipo, Indiana

Draymond Green, Michigan State

Aaron Craft, Ohio State

Tim Frazier, Penn State

Josh Gasser, Wisconsin

PLAYER OF THE YEAR:

Draymond Green, Michigan State (m & c)

FRESHMAN OF THE YEAR:

Cody Zeller, Indiana (c)

Trey Burke, Michigan (m)

COACH OF THE YEAR:

Tom Izzo, Michigan State (m & c)

DEFENSIVE PLAYER OF THE YEAR:

Aaron Craft, Ohio State

SIXTH MAN OF THE YEAR:

D.J. Byrd, Purdue

BIG TEN SPORTSMANSHIP AWARD*

Sam Maniscalco, Illinois

Jordan Hulls, Indiana

Matt Gatens, Iowa

Stu Douglass, Michigan

Austin Thornton, Michigan State

Ralph Sampson III, Minnesota

Brandon Richardson, Nebraska

Nick Freundt, Northwestern

Aaron Craft, Ohio State

Billy Oliver, Penn State

Robbie Hummel, Purdue

Rob Wilson, Wisconsin

* Selected by respective schools

(m) media (c) coaches

2012 BIG TEN TOURNAMENT Conseco Fieldhouse; Indianapolis, Ind.

Thursday, March 10

#8 Iowa 64, #9 Illinois 61

#5 Indiana 75, #12 Penn State 58

#10 Minnesota 61, #7 Northwestern 57 (OT)

#6 Purdue 79, #11 Nebraska 61

Friday, March 11

#1 Michigan State 92, #8 Iowa 75

#4 Wisconsin 79, #5 Indiana 71

#2 Michigan 73, #10 Minnesota 69 (OT)

#3 Ohio State 88, #6 Purdue 71

Saturday, March 10

#1 Michigan State 65, #4 Wisconsin 52

#3 Ohio State 77, #2 Michigan 55

Sunday, March 13

#1 Michigan State 68, #3 Ohio State 64

NATIONAL INVITATION TOURNAMENT

First Round

Northwestern 76, Akron 74

Iowa 84, Dayton 75

Minnesota 70, LaSalle 61

Second Round

Washington 76, Northwestern 55

Minnesota 78, Miami (Fla.) 60

Oregon 108, Iowa 97

Quarterfinals

Minnesota 78, Middle Tennessee State 72

Semifinals

Minnesota 68, Washington 67 (OT)

Championship

Stanford 75, Minnesota 51

NCAA TOURNAMENT

Second Round

Michigan State 89, LIU Brooklyn 67

Purdue 72, St. Mary's (Calif.) 69

Ohio State 78, Loyola (Md.) 59

Indiana 79, New Mexico State 66

Wisconsin 73, Montana 49

Ohio 65, Michigan 60

Third Round

Indiana 63, VCU 61

Wisconsin 60, Vanderbilt 57

Ohio State 73, Gonzaga 66

Michigan State 65, Saint Louis 61

Kansas 63, Purdue 60

Sweet 16

Ohio State 81, Cincinnati 66

Syracuse 64, Wisconsin 63

Louisville 57, Michigan State 44

Kentucky 102, Indiana 90

Elite Eight

Ohio State 77, Syracuse 70

Final Four

Kansas 64, Ohio State 62

2011-12 GAME RECAPS



Game 1 NU 60, Texas-Pan American 36 Nov. 13, 2011 • Evanston, Ill.

Behind a strong defensive effort and a game-high 15 points from John Shurna, Northwestern cruised to a 60-36 season-opening victory over Texas-Pan American at Welsh-Ryan Arena. The 36 points allowed marked the best defensive performance since holding DePaul to 36 points Dec. 6, 2008. While the defense held its own, limiting the visiting Broncos to less than 30 percent from the field, Northwestern's offense received a boost from its usual suspects and supporting cast. Luka Mirkovic added 12 points and five rebounds, while Drew Crawford had 11 points off the bench to go along with a team-high six boards. The Broncos hung around early on and were within two, 20-18, with about five minutes left in the opening half. Aided by a 3-pointer from Alex Marcotullio, the Wildcats closed out the first half on an 11-1 run that gave NU a 31-19 lead going into the locker rooms. After the break, NU's defense bore down, allowing just 17 points to UTPA on 6-of-21 shooting. Behind a jumper from Shurna and a three from the corner by Reggie Hearn on back-to-back possessions, the Cats build their advantage to 17 at the halfway point in the second half, up 43-26. Taking control of the offense, Crawford made sure there was no doubt as to the end result, scoring nine of Northwestern's final 17 points to end the contest. Allowing only one point in the final two minutes, Northwestern coasted to the win. Hearn had a solid all-around game in his first collegiate start, posting seven points, five rebounds, four assists, three steals and a blocked shot.

Texas-Pan American 36 • 0-2

#	Player	Total		3-Ptr		Rebounds		PF	TP	A	TO	Blk	Stl	Min
		FG	FGA	FG	FGA	Off	Def							
20	JEFFERSON, Earl	f	2-4	0-1	0-0	0	2	2	4	1	3	0	2	23
25	CLEVELAND, Josh	f	2-6	0-0	0-0	0	2	2	4	1	2	0	0	19
1	PROVOST, Brandon	g	4-9	3-7	1-1	0	2	2	12	1	2	1	0	33
11	MAREE, Jared	g	4-9	0-3	4-8	1	7	8	2	12	3	2	0	29
12	WEIERMILLER, Nick	g	1-6	0-4	0-0	0	4	4	1	2	1	0	0	31
10	ARKWRIGHT, Kleondre	g	0-3	0-2	0-0	0	1	1	0	1	1	0	0	11
13	CABRERA, Ruben	g	0-2	0-1	0-0	0	3	4	7	5	0	2	0	14
15	MASON, Enrique	g	0-1	0-0	0-0	0	1	1	0	1	0	0	0	7
21	OYERVIDES, Julio	g	0-0	0-0	0-0	0	0	0	0	0	0	0	0	1
23	DELGADO, Jesus	g	1-4	0-2	0-0	2	0	2	2	2	0	3	0	1
1	URBANUS, Aaron	g	0-3	0-3	0-0	0	0	3	0	3	0	0	0	6
4	SANCHEZ, Josh	g	0-0	0-0	0-0	0	0	0	0	0	0	0	0	1
Team						3	3	6						
Totals			14-47	3-23	5-9	9	26	35	23	36	9	16	1	3

FG % 1st Half:	8-26	30.8%	2nd half:	6-21	28.6%	Game:	14-47	29.8%	Deadball
3FG % 1st Half:	2-12	16.7%	2nd half:	1-11	9.1%	Game:	3-23	13.0%	Rebounds
FT % 1st Half:	1-2	50.0%	2nd half:	4-7	57.1%	Game:	5-9	55.6%	

Northwestern 60 • 1-0

#	Player	Total		3-Ptr		Rebounds		PF	TP	A	TO	Blk	Stl	Min
		FG	FGA	FG	FGA	Off	Def							
11	Hearn, Reggie	f	3-5	1-3	0-0	0	5	3	7	4	0	1	0	28
24	Shurna, John	f	6-10	1-1	2-3	3	2	5	15	2	3	1	2	31
12	Mirkovic, Luka	c	5-10	0-3	2-6	1	4	5	0	12	1	0	0	29
14	Demps, Tre	g	0-4	0-3	1-2	0	3	0	1	1	1	0	0	24
1	Sobolewski, Dave	g	1-6	1-4	1-1	1	1	1	0	5	3	0	0	6
1	Crawford, Drew	g	3-7	1-3	4-4	2	4	3	11	1	2	1	2	23
13	Montgomery, James	g	0-0	0-0	0-0	0	0	0	1	0	0	0	0	2
15	Fruendt, Nick	g	0-0	0-0	2-2	0	0	0	2	1	0	0	0	1
30	Curletti, Davide	g	0-1	0-0	1-2	0	0	0	3	1	1	0	0	12
4	Marcotullio, Alex	g	2-4	1-3	0-0	1	1	1	5	3	1	0	0	16
Team						0	1	1						
Totals			21-48	5-22	13-20	6	26	32	15	60	17	7	3	6

FG % 1st Half:	12-26	46.2%	2nd half:	9-22	40.9%	Game:	21-48	43.8%	Deadball
3FG % 1st Half:	2-10	20.0%	2nd half:	3-12	25.0%	Game:	5-22	22.7%	Rebounds
FT % 1st Half:	5-8	62.5%	2nd half:	8-12	66.7%	Game:	13-20	65.0%	

Officials: Ted Valentine, John Gaffney, Gerald Williams
 Technical fouls: Texas-Pan American-URBANUS, Aaron. Northwestern-Sobolewski, Dave.
 Attendance: 3613

Score by periods	1st	2nd	Total
Texas-Pan American	19	17	36
Northwestern	31	29	60

Points	In	Off	2nd	Fast	Bench
UTPA	Point	T/O	Chance	Break	
UTPA	29	4			
NU	26	11	7	5	19

Game 2 NU 88, LSU 82 Nov. 17, 2011 • Charleston, S.C.

John Shurna scored a career-high 37 points as Northwestern rallied from 14 points down to defeat LSU 88-82 in the opening round of the DirecTV Charleston Classic. The teams battled back and forth through the opening seven minutes of play with Alex Marcotullio giving the Wildcats a 14-13 lead with a 3-pointer. However, the Northwestern offense went cold after that point as the Tigers went on a 20-5 run to go up by 14, 33-19, with 4:31 left in the half. Shurna scored nine points over the remainder of the stanza as NU cut the deficit to seven before going into the intermission trailing 41-32. The Wildcats' second-half switch to the 1-3-1 defense keyed a comeback as it forced LSU into 11 turnovers over the first 12 minutes of the half and 20 for the game. NU eventually took a 56-53 lead on a 3-pointer by Reggie Hearn with 12:50 remaining. Northwestern's lead would grow to as many as nine points nine with 7:13 left. However, LSU made a late surge to get back in the contest. Six straight points by the Tigers trimmed their deficit to just three with four minutes remaining. The lead was four with under a minute left when Ralston Turner hit a 3-pointer for LSU to make it a one-point game, but freshman guard Dave Sobolewski answered with a three of his own with 28 seconds left to help seal the win. Shurna connected on 10 of 21 field goal attempts, including four of nine 3-point tries, while nailing 13 of 14 free throw attempts. He also contributed seven rebounds and four assists.

LSU 82 • 1-2

#	Player	Total		3-Ptr		Rebounds		PF	TP	A	TO	Blk	Stl	Min
		FG	FGA	FG	FGA	Off	Def							
24	WARREN, Storm	f	3-3	0-0	0-0	0	2	2	4	6	0	1	0	9
41	HAMILTON, Justin	c	4-5	0-0	2-2	3	2	5	4	10	0	2	1	26
1	HICKEY, Anthony	g	4-11	0-4	3-5	1	3	4	5	11	4	3	0	33
10	STRINGER, Andre	g	4-11	3-7	4-4	0	1	1	15	3	2	0	0	33
2	TURNER, Ralston	g	3-8	3-8	0-0	0	3	1	9	2	4	0	1	33
02	O'BRYEN III, Johnny	g	6-8	0-0	9-11	3	5	8	4	21	1	3	1	22
05	WHITE, Malcolm	g	2-3	0-0	0-0	2	3	5	1	4	0	2	1	14
13	LUDWIG, Eddie	g	1-3	0-1	2-2	0	1	1	4	0	1	0	0	11
32	ISAAC, John	g	0-3	0-1	2-2	1	2	0	2	3	1	0	1	19
Team						6	2	8		1				
Totals			27-55	6-21	22-26	16	23	39	24	82	13	20	2	9

FG % 1st Half:	15-26	57.7%	2nd half:	9-22	40.9%	Game:	21-48	43.8%	Deadball
3FG % 1st Half:	2-8	25.0%	2nd half:	4-13	30.8%	Game:	6-21	28.6%	Rebounds
FT % 1st Half:	9-11	81.8%	2nd half:	13-15	86.7%	Game:	22-28	86.6%	

Northwestern 88 • 2-0

#	Player	Total		3-Ptr		Rebounds		PF	TP	A	TO	Blk	Stl	Min
		FG	FGA	FG	FGA	Off	Def							
01	Crawford, Drew	f	5-13	2-5	5-6	3	5	8	3	17	1	0	2	35
12	Mirkovic, Luka	f	0-3	0-1	0-0	1	0	1	3	0	0	0	1	28
24	Shurna, John	f	10-21	4-9	13-14	3	4	7	3	37	4	3	1	40
03	Sobolewski, Dave	g	2-5	2-5	4-6	1	3	4	2	10	6	2	1	35
11	Hearn, Reggie	g	2-5	2-5	0-0	1	2	3	6	1	0	1	1	22
04	Marcotullio, Alex	g	2-2	2-2	0-0	0	1	1	5	6	1	3	0	20
15	Fruendt, Nick	g	0-0	0-0	0-0	0	0	0	0	0	0	0	0	1
23	Cobb, JerShon	g	4-8	0-3	0-0	0	0	0	0	8	2	1	0	17
30	Curletti, Davide	g	1-2	0-1	2-2	1	1	2	4	0	2	0	0	12
Team						2	3	5		1				
Totals			26-59	12-31	24-28	12	16	28	21	88	15	12	5	10

FG % 1st Half:	9-29	31.0%	2nd half:	17-30	56.7%	Game:	26-59	44.1%	Deadball
3FG % 1st Half:	6-18	33.3%	2nd half:	6-13	46.2%	Game:	12-31	38.7%	Rebounds
FT % 1st Half:	8-10	80.0%	2nd half:	16-18	88.9%	Game:	24-28	85.7%	

Officials: Gerry Pollard, Zeltan Steed, Brent Hampton
 Technical fouls: LSU-None. Northwestern-None.
 Attendance: 2532
 Charleston Classic Game #2

Score by periods	1st	2nd	Total
LSU	41	41	82
Northwestern	32	56	88

Points	In	Off	2nd	Fast	Bench
LSU	Point	T/O	Chance	Break	
LSU	32	10	25	6	31
NU	14	28	13	8	18

Game 3 NU 69, Tulsa 65 Nov. 18, 2011 • Charleston, S.C.

Drew Crawford a game-high 28 points as Northwestern advanced to the championship game of the DirecTV Charleston Classic with a 69-65 win over Tulsa. John Shurna added 15 points and a team-high six rebounds. The Wildcats held a commanding 27-4 advantage in points off turnovers in the contest thanks to forcing the Golden Hurricane into 16 miscues while committing only six themselves. After scoring 17 second-half points the previous day against LSU, Crawford picked up right where he left off, scoring 20 points in the first stanza. Tulsa's largest lead came at 20-16 and again at 28-24 before NU went on an 8-0 run to take its largest advantage at 32-28. The squads would go in the locker rooms knotted 37-37. Northwestern took the largest advantage of the contest for either team, six, with 13:31 remaining, but Tulsa tied the game at 54 apiece. The Cats responded with an 8-2 run capped by a triple by Crawford with 5:08 left to extend the margin back up to six. The Golden Hurricane whittled the Northwestern lead back down to two with two minutes remaining, but Shurna converted a huge three-point play with 1:45 left to put NU up 65-60. Jordan Clarkson responded with a triple on the other end to cut the Wildcats' lead back down to two. Shurna converted one of two from the charity stripe to make it 66-63 'Cats with 49.7 seconds left before Dave Sobolewski came up with a steal on the other end. Davide Curletti, Reggie Hearn and Sobolewski each made one free throw down the stretch and Northwestern got defensive stops on three straight possessions in the final minute of play to seal the win.

Tulsa 65 • 3-1

#	Player	Total		3-Ptr		Rebounds		PF	TP	A	TO	Blk	Stl	Min
		FG	FGA	FG	FGA	Off	Def							
32	MADUKA, Kodi	f	1-2	0-0	0-0	0	2	2	3	2	0	3	1	22
33	RICHARD, Joe	f	1-3	0-0	0-0	0	2	5	7	2	2	1	4	0
11	IDLET, Steven	c	5-7	0-0	4-5	2	5	7	4	14	1	0	2	29
03	CLARKSON, Jordan	g	4-12	2-4	6-6	0	5	5	3	16	4	1	0	33
34	HARALSON, Scottie	g	2-11	2-8	1-2	2	4	6	1	7	2	1	0	32
02	MCCLELLAN, Eric	g	1-2	0-1	3-5	0	1	1	5	1	3	1	0	15
04	BOOKER, Jamie	g	0-0	0-0	0-0	0	0	0	0	0	0	0	0	0
05	PEETE, Tim	g	3-4	2-3	0-0	0	2	2	4	8	4	2	1	27
35	MAGLEY, D.J.	g	5-9	0-0	1-1	3	3	6	2	11	0	1	1	20

2011-12 GAME RECAPS

Game 4

NU 80, Seton Hall 73

Nov. 20, 2011 • Charleston, S.C.

Tournament MVP Drew Crawford scored 27 points as Northwestern defeated Seton Hall 80-73 to capture the title at the DirecTV Charleston Classic. John Shurna, who was also named to the all-tournament team, contributed 19 points and seven rebounds. The teams battled back-and-forth through the opening 11 minutes of the first half before Northwestern made its move. With the score tied 18-18, the 'Cats went on a 10-2 run over a three-minute span to take a 28-20 lead. NU would end the stanza on a 12-5 run to take a 40-30 lead at the break. Crawford hit seven of nine baskets over the opening 20 minutes of play, scoring 17 points. Northwestern's lead was 12 five minutes into the second half, but back-to-back 3-pointers started a 15-0 run for the Pirates as Aaron Cosby's trey out of the corner gave Seton Hall a 55-54 lead with 9:50 left. Another basket increased the Pirates' lead to three before Shurna finally stopped the run with a triple to tie the game. A tough jumper by Crawford with 2:26 remaining gave NU the lead back at 69-67. Two makes from the charity stripe by Curletti increased the Wildcats' lead to four. Seton Hall score on the other end, but Shurna make two free throws with 1:30 remaining to push the lead back to four. NU got Seton Hall to miss a 3-point try and Alex Marcotullio continued the clutch free throw shooting with two makes with 1:13 left to push the lead to six. Herb Pope scored on a putback with 55.4 seconds remaining to get the Pirates back within four, but Crawford hit another difficult jumper with 28.9 seconds to go and Shurna came up with a steal and a slam to deliver the dagger.

Seton Hall 73 • 3-1

#	Player	Total		3-Ptr		Rebounds			PF	TP	A	TO	Bk	Stl	Min
		FG	FGA	FG	FGA	FT	FTA	Off							
15	POPE, Herb	f	14-17	2-2	2-2	5	4	9	2	32	0	2	2	2	34
23	EDWIN, Fuquan	f	4-8	1-3	1-2	3	3	6	4	10	1	1	0	0	35
33	AUDA, Patrik	f	0-5	0-2	0-0	0	5	5	2	0	3	2	0	0	23
01	THEODORE, Jordan	g	6-18	2-7	2-2	1	3	4	3	16	5	1	0	0	40
04	COSBY, Aaron	g	3-9	3-7	0-0	0	1	1	9	3	2	0	0	0	34
10	GRENNAN, Sean	g	0-0	0-0	0-0	0	0	0	0	0	0	0	0	0	4
13	KARLIS, Haralds	g	2-2	2-2	0-0	1	1	2	5	6	4	1	0	0	27
42	GERAMIPOOR, Aaron	g	0-0	0-0	0-0	0	0	0	2	0	0	0	0	0	3
Team						0	1	1							
Totals			29-59	10-23	5-6	10	18	19	73	16	10	2	2	2	200

FG % 1st Half:		2nd half:		Game:		3FG % 1st Half:		2nd half:		Game:		FT % 1st Half:		2nd half:		Game:	
11-26	42.3%	18-33	54.5%	29-59	49.2%	10-23	43.5%	5-6	83.3%	10-23	43.5%	5-6	83.3%	10-23	43.5%	5-6	83.3%

Score by periods		1st	2nd	Total	Points	In	Off	2nd	Fast	Bench
Seton Hall		30	43	73	34	10	16	4	2	13
Northwestern		40	40	80	34	16	12	6	1	13

Game 5

NU 63, Stony Brook 58

Nov. 25, 2011 • Evanston, Ill.

John Shurna scored a game-high 20 points and freshman Dave Sobolewski added 16 as Northwestern fought off Stony Brook for a 63-58 win at Welsh-Ryan Arena. Northwestern was slow out of the gates as the Seawolves jumped in front early, scoring the game's first eight points. However, the 'Cats got things going as they responded with a 20-5 run to surge in front by seven. Stony Brook refused to go away, though. The Seawolves shot just 31.4 percent (11-35) in the opening half of play, but nine offensive rebounds led to nine second-chance points as the guests trailed by just two, 30-28, at the break. Shurna paced the Wildcats with nine first-half points, while Sobolewski and Reggie Hearn added eight apiece. The game was tied five minutes into the second stanza when NU stretched its advantage out to 10 at 46-36 thanks to a 14-4 run. The lead was still 10 with 6:22 remaining when the visitors made one final surge. A lay-in and a 3-pointer quickly cut the deficit to five with 5:40 still left. Dallis Joyner hit one of two free throws with 1:53 to go to cut NU's lead to 55-52, but JerShon Cobb calmly drilled a 3-pointer from the top of the key with the shot clock winding down to make it a six-point game with 1:24 left. Stony Brook was unable to get closer than four the rest of the way. Drew Crawford joined Shurna and Sobolewski in double figures with 12 points to go along with a team-high seven rebounds. Joyner and Leonard Hayes paces the Seawolves with 13 points apiece. NU shot 43.8 percent (21-48) from the field in the contest while limiting Stony Brook to 36.4 percent (24-66).

Stony Brook 58 • 2-3

#	Player	Total		3-Ptr		Rebounds			PF	TP	A	TO	Bk	Stl	Min
		FG	FGA	FG	FGA	FT	FTA	Off							
23	JOYNER, Dallis	f	6-8	0-0	1-1	4	3	7	2	13	1	2	0	1	28
24	BRENTON, Tommy	f	1-4	0-1	0-0	5	3	8	3	2	4	1	0	0	29
10	DOUGHER, Bryan	g	5-14	2-8	0-0	0	3	3	3	12	0	0	0	0	31
15	HAYES, Leonard	g	4-12	4-9	1-2	2	3	5	2	13	5	1	0	0	31
5	COLEY, Dave	g	1-7	0-1	0-0	2	10	12	3	2	1	2	0	0	23
1	BRACEY, Ron	g	0-3	0-2	0-0	0	0	0	0	0	0	0	0	1	7
12	ROUSE, Marcus	g	1-7	0-3	0-0	0	0	0	1	2	0	0	0	0	17
2	CARTER, Danny	g	1-2	0-0	0-0	0	0	0	2	3	0	2	0	0	9
21	RAPIER, Al	g	4-6	0-0	1-2	3	1	4	4	2	0	0	0	0	16
4	JACKSON, Anthony	g	1-3	0-1	0-0	1	1	2	1	2	0	1	0	1	9
Team						0	1	1							
Totals			24-66	7-27	3-5	17	25	42	21	58	15	9	0	3	200

FG % 1st Half:		2nd half:		Game:		3FG % 1st Half:		2nd half:		Game:		FT % 1st Half:		2nd half:		Game:	
11-35	31.4%	13-31	41.9%	24-66	36.4%	7-27	25.9%	1-1	100.0%	7-27	25.9%	3-5	60.0%	7-27	25.9%	3-5	60.0%

Score by periods		1st	2nd	Total	Points	In	Off	2nd	Fast	Bench
Stony Brook		28	30	58	34	22	10	3	5	7
Northwestern		30	33	63	34	14	10	3	5	7

Game 6

NU 76, Georgia Tech 60

Nov. 29, 2011 • Atlanta, Ga.

Northwestern became the first Big Ten team in the history of the Big Ten/ACC Challenge to win games four straight years as the Wildcats defeated Georgia Tech 76-60 at Philips Arena. John Shurna paced NU with 25 points, eight rebounds, three blocked shots and three steals. Drew Crawford contributed 14 points, while Luka Mirkovic added 13. The Wildcats got off to a good start early on as NU stormed out to a 12-4 lead four minutes into the contest, forcing the Yellow Jackets to burn a timeout. The advantage would grow to 15-4 before Georgia Tech made a run to get within five at 18-13 on a 3-pointer by Jason Morris. Northwestern would push the lead back up to 12 at 36-24 and threatened to pull away, but the hosts battled back behind the hot hand of Morris to get within 44-39 at the break. Shurna, who scored 15 first-half points, picked up where he left off to start the second half. He drained 3-pointers on the Wildcats' first two possessions to help increase the advantage to nine. Northwestern clamped down defensively in the second half to help it extend its lead. The Wildcats pushed their lead to as many as 13 thanks to allowing Georgia Tech to make just five of its first 18 field goal attempts. The Yellow Jackets were still within striking distance down 10 with 6:45 remaining, but two baskets by Mirkovic and a layup by Crawford increased NU's lead to 71-55 and helped seal the victory. The Wildcats limited Georgia Tech to just 21 second-half points on 8-of-27 shooting. NU shot 55.4 percent (31-56) from the field in the contest to 42.6 percent (23-54) for the Jackets.

Northwestern 76 • 6-0

#	Player	Total		3-Ptr		Rebounds			PF	TP	A	TO	Bk	Stl	Min
		FG	FGA	FG	FGA	FT	FTA	Off							
11	Hearn, Reggie	f	1-3	0-2	0-0	0	5	5	4	2	1	2	0	0	20
24	Shurna, John	f	10-18	3-6	2-3	1	7	8	2	25	2	4	3	3	37
12	Mirkovic, Luka	c	5-9	0-0	3-3	1	2	3	4	13	0	1	0	1	24
01	Crawford, Drew	g	6-9	0-2	2-4	1	2	3	2	14	4	4	0	3	36
03	Sobolewski, Dave	g	3-5	0-1	2-2	0	1	1	1	8	6	1	1	1	35
02	Jimenez, Omar	g	1-1	0-0	0-0	1	0	1	0	2	0	0	0	0	2
04	Marcotullio, Alex	g	3-6	1-2	0-0	0	3	3	2	7	1	0	0	2	24
13	Montgomery, James	g	0-0	0-0	0-2	0	0	0	0	0	0	0	0	0	2
14	Demps, Tre	g	0-1	0-0	0-0	0	1	0	0	0	0	0	0	0	2
05	Friend, Nick	g	0-0	0-0	0-0	0	0	0	0	1	0	0	0	0	3
30	Curletti, Davide	g	2-4	1-1	0-0	1	3	4	3	5	1	1	0	1	15
Team						3	0	3							
Totals			31-56	5-14	9-14	8	24	32	19	76	15	13	4	11	200

FG % 1st Half:		2nd half:		Game:		3FG % 1st Half:		2nd half:		Game:		FT % 1st Half:		2nd half:		Game:	
14-26	56.7%	14-26	53.8%	31-56	55.4%	5-14	35.7%	8-10	80.0%	9-14	64.3%	1-1	100.0%	9-14	64.3%	1-1	100.0%

Score by periods		1st	2nd	Total	Points	In	Off	2nd	Fast	Bench
Northwestern		44	32	76	34	16	6	17	14	14
Georgia Tech		39	21	60	30	13	12	10	31	14

2011-12 GAME RECAPS



Game 7

NU 92, Mississippi Valley State 67 Dec. 2, 2011 • Evanston, Ill.

Behind a school-record-tying 20 3-pointers and 59 first-half points, Northwestern cruised to a 92-67 victory over Mississippi Valley State at Welsh-Ryan Arena. Nick Fruendt led NU with a career-best 21 points, while adding six rebounds. Reggie Hearn tallied 15 points and team-high seven rebounds, while Luka Mirkovic added 11 points to the Wildcat cause. Alex Marcotullio led the squad with seven assists. Paced by Drew Crawford with 14 first-half points, the Wildcats jumped out to a big lead early on the Delta Devils. John Shurna, who finished with nine points in just 11 minutes of action, kicked things off with two quick 3-pointers in the game's opening minutes, beginning an onslaught of treys for the 'Cats. After an initial 21-4 run by Northwestern, Crawford went on a tear, knocking down 14 of Northwestern's 17 points to extend the lead to 25 at the seven-and-a-half minute mark. From there, the Wildcat defense took control, holding MVSU scoreless for more than seven minutes. NU continued to rain down 3-pointers, eventually taking their 12-for-19 effort from behind the arc into the lockerroom up 59-21 at the break. With a big contest against No. 7 Baylor looming, head coach Bill Carmody rested the majority of his starters in the second half as Shurna, Crawford, Mirkovic and Dave Sobolewski never saw the court. After halftime, the shots continued to fall early for Northwestern. Fruendt scored 19 of his 21 points in the second half, but his 3-pointer with one minute remaining made it 20 threes for NU, tying the school and Big Ten record.

Mississippi Valley State 67 • 1-7

#	Player	FG-FGA	3-Ptr	FT-FTA	Rebounds			PF	TP	A	TO	Bk	Stl	Min	
					Off	Def	Tot								
12	STUDIANT, Amos	1-4	0-0	0-2	1	0	1	3	2	1	1	0	2	17	
23	JONES, Falando	3-5	0-0	1-3	2	7	9	3	7	2	3	0	2	26	
32	CROSSY, Paul	0-19	3-6	2-3	4	7	11	1	23	1	1	1	0	38	
25	BURWELL, Kevin	2-4	0-0	7-8	0	0	0	1	11	2	1	0	0	33	
3	JOYNER, Terrence	4-12	1-4	1-1	1	2	3	1	10	4	0	1	0	32	
11	ARRINGTON, Brent	2-6	0-1	0-0	0	2	2	0	4	0	0	0	0	12	
21	COX, Cor-J	4-12	1-4	0-0	1	4	5	1	9	0	1	0	1	30	
3	RALLING, Blake	0-1	0-1	0-0	1	2	3	0	0	0	0	0	0	5	
5	PAJKOVIC, Luka	0-1	0-0	1-2	0	0	0	1	0	1	0	0	0	7	
Team				2		3		5							
Totals		25-64 5-16		12-19		12		26		38		13		67	

FG % 1st Half: 7-29 24.1% 2nd half: 18-35 51.4% Game: 25-64 39.1%
 3FG % 1st Half: 2-9 22.2% 2nd half: 3-7 42.9% Game: 5-16 31.2%
 FT % 1st Half: 5-10 50.0% 2nd half: 7-9 77.8% Game: 12-19 63.2%

Northwestern 92 • 7-0

#	Player	FG-FGA	3-Ptr	FT-FTA	Rebounds			PF	TP	A	TO	Bk	Stl	Min	
					Off	Def	Tot								
1	Crawford, Drew	5-6	4-5	0-0	0	5	5	1	14	4	0	1	2	17	
24	Shurna, John	3-5	3-4	0-0	1	2	3	0	9	2	0	1	0	11	
12	Mirkovic, Luka	5-8	0-0	1-3	0	2	2	0	11	3	0	0	0	12	
11	Hearn, Reggie	5-8	3-5	2-2	2	5	7	3	15	1	4	0	0	26	
3	Sobolewski, Dave	1-4	1-4	0-0	0	2	2	1	3	4	0	0	0	14	
13	Montgomery, James	0-3	0-2	0-0	0	1	1	0	2	0	1	0	0	13	
14	Demps, Tre	3-11	2-4	0-1	0	1	1	0	8	4	1	0	0	26	
15	Fruendt, Nick	8-11	4-5	1-1	3	3	6	1	21	1	0	0	0	25	
2	Jimenez, Omar	1-5	1-5	0-0	0	0	0	1	3	1	1	0	0	13	
30	Curletti, Davide	0-3	0-0	0-0	2	4	6	3	2	1	0	0	0	23	
4	Marcotullio, Alex	3-6	2-5	0-0	2	3	5	2	8	7	1	0	0	20	
Team				0		3		5							
Totals		34-67 20-39		4-7		10		41		14		92		30	

FG % 1st Half: 22-32 68.8% 2nd half: 12-35 34.3% Game: 34-67 50.7%
 3FG % 1st Half: 12-19 63.2% 2nd half: 8-20 40.0% Game: 20-39 51.3%
 FT % 1st Half: 3-5 60.0% 2nd half: 1-2 50.0% Game: 4-7 57.1%

Officials: Mike Sanzere, Pat Driscoll, Larry Sciotto
 Technical fouls: Mississippi Valley State-None, Northwestern-None.
 Attendance: 4705

Score by periods	1st	2nd	Total
Mississippi Valley State	21	46	67
Northwestern	59	33	92

	In	Off	2nd	Fast	Bench
	T/O	Chance	Break	Break	
Points	30	8	11	4	14
Fouls	26	15	12	4	40

Game 8

#7 Baylor 69, NU 41 Dec. 4, 2011 • Evanston, Ill.

A cold shooting night didn't come at an opportune time for Northwestern as it struggled from the field all night in a 69-41 loss to No. 7/8 Baylor at Welsh-Ryan Arena. NU managed just 24.1 percent shooting, including 15.4 percent (4-26) from 3-point range. The performance came just two days after Northwestern tied its own Big Ten record by hitting 20 3-pointers against Mississippi Valley State. Drew Crawford led the Wildcats with 15 points, while John Shurna added 11. The 'Cats struggled right out of the gates trying to get into an offensive groove against Baylor's long and aggressive zone defense. A 3-pointer by Pierre Jackson gave the Bears a 10-2 lead a little under five minutes into the contest. Northwestern finally began to connect from beyond the arc, as treys by Crawford and Alex Marcotullio got the 'Cats within 14-10 with 11:33 remaining in the opening stanza. However, those would be the only 3-point makes for NU in the period as it made just two of 13 attempts from distance. The Wildcats were within 19-16 with 8:36 to go when Baylor made a run. A 16-2 surge over a span of six minutes and 25 seconds stretched the visitors' lead to 35-18 with just over two minutes remaining. The Bears would eventually take a 38-21 lead into the break as it shot 66.7 percent from the field (16-24) to just 28.6 percent (8-28) for Northwestern. Unfortunately for NU, its struggles on the offensive end continued throughout the second half as it was never able to make a run at Baylor. The teams played even through the open nine minutes of the second period, but NU could never make a surge to make things interesting.

Baylor 69 • 7-0

#	Player	FG-FGA	3-Ptr	FT-FTA	Rebounds			PF	TP	A	TO	Bk	Stl	Min	
					Off	Def	Tot								
30	Miller, Quincy	1-2	0-1	1-2	0	3	3	2	3	6	2	1	0	24	
4	Acy, Quincy	8-10	0-0	0-2	1	5	6	2	16	0	1	6	0	29	
1	Jones III, Perry	5-8	0-1	2-2	0	6	6	3	12	2	0	0	1	29	
22	Walton, A.J.	1-2	0-0	0-0	0	4	4	2	5	4	0	0	2	21	
5	Heslop, Brady	4-10	3-9	0-0	1	6	7	2	11	0	2	0	0	26	
14	Bello, Deuce	0-0	0-0	1-2	1	1	2	1	1	0	0	0	1	9	
2	Neubert, Jacob	0-0	0-0	0-0	0	0	0	0	0	0	0	0	0	2	
3	Ellis, Fred	0-0	0-0	0-0	0	1	1	0	0	0	1	0	0	6	
24	Jefferson, Cory	1-2	0-0	2-3	1	2	3	2	8	0	0	2	2	12	
41	Jones, Anthony	0-4	0-4	0-0	0	3	3	0	2	1	0	1	0	18	
55	Jackson, Pierre	7-8	1-2	1-1	1	0	1	3	16	3	3	0	1	24	
Team				0		2		2							
Totals		29-48 4-18		7-12		5		32		37		18		69	

FG % 1st Half: 16-24 66.7% 2nd half: 13-24 54.2% Game: 29-48 60.4%
 3FG % 1st Half: 3-5 60.0% 2nd half: 1-3 33.3% Game: 4-12 33.3%
 FT % 1st Half: 3-5 60.0% 2nd half: 4-7 57.1% Game: 7-12 58.3%

Northwestern 41 • 7-1

#	Player	FG-FGA	3-Ptr	FT-FTA	Rebounds			PF	TP	A	TO	Bk	Stl	Min	
					Off	Def	Tot								
1	Crawford, Drew	5-16	3-8	2-2	2	3	5	2	15	3	1	1	0	38	
24	Shurna, John	4-19	0-7	3-5	1	2	3	1	11	2	0	0	1	38	
12	Mirkovic, Luka	2-8	0-0	1-2	1	2	3	1	5	4	0	0	0	18	
11	Hearn, Reggie	0-2	0-2	0-0	0	2	2	2	0	0	0	0	0	17	
3	Sobolewski, Dave	0-4	0-3	1-2	2	2	4	2	1	4	0	0	0	37	
13	Montgomery, James	0-1	0-1	0-0	0	0	0	0	0	0	0	0	0	2	
15	Fruendt, Nick	0-1	0-1	0-1	0	1	1	0	1	0	0	0	0	7	
30	Curletti, Davide	2-4	0-1	1-2	3	2	5	3	5	1	2	1	1	23	
4	Marcotullio, Alex	1-3	1-3	0-0	1	2	3	5	3	3	2	1	0	20	
Team				0		4		8							
Totals		14-58 4-26		9-14		16		18		34		17		41	

FG % 1st Half: 8-28 28.6% 2nd half: 6-30 20.0% Game: 14-58 24.1%
 3FG % 1st Half: 2-13 15.4% 2nd half: 2-15 13.3% Game: 4-26 15.4%
 FT % 1st Half: 3-4 75.0% 2nd half: 6-10 60.0% Game: 9-14 64.3%

Officials: Ed Hightower, Terry Wymer, Jim Burr
 Technical fouls: Baylor-None, Northwestern-None.
 Attendance: 6316

Score by periods	1st	2nd	Total
Baylor	38	31	69
Northwestern	21	20	41

	In	Off	2nd	Fast	Bench
	T/O	Chance	Break	Break	
Points	46	23	3	14	25
Fouls	12	11	9	0	25

Game 9

NU 81, Texas Southern 51 Dec. 15, 2011 • Evanston, Ill.

Northwestern surged out to an early 23-3 lead and never looked back, defeating Texas Southern 81-51 at Welsh-Ryan Arena. John Shurna led the Wildcats with 20 points, six rebounds, five assists, three blocked shots and two steals. With the victory, NU's senior class earned its 65th career victory, matching the school record first established by last year's group. Despite playing a game for the first time in 11 days due to final exams, NU showed no signs of rust early on. Tied at 3-3, the 'Cats rattled off 20 consecutive points. Crawford had the hot hand in the opening minutes, scoring eight of the team's first 11 points. The lead would reach as many as 21 points, 28-7, just over midway through the stanza before the Tigers' zone defense began to give Northwestern some issues. Texas Southern crept back to within 32-20 with 2:48 remaining before the intermission. However, the Wildcats scored the final nine points of the period to match their largest lead at 41-20 going into the break. A quick 7-2 run to start the second half, highlighted by an alley-oop slam by Crawford off a lob from Shurna quickly extended NU's advantage to 26. The Wildcats got solid contributions across the board in the contest. Crawford scored 17 points while matching Shurna's five assists. Dave Sobolewski also knocked down a career-best five 3-pointers in scoring 15 points, while JerShon Cobb returned from missing the last three games due to injury and pitched in 10 points off the bench. Northwestern's lead grew to as many as 32 points in the contest as the 'Cats shot 47.5 percent from the field, while limiting the Tigers to 36.2 percent.

Texas Southern 51 • 1-7

#	Player	FG-FGA	3-Ptr	FT-FTA	Rebounds			PF	TP	A	TO	Bk	Stl	Min	
					Off	Def	Tot								
15	SCOTT, D'Angelo	2-3	0-0	0-0	1	1	2	0	4	0	1	0	0	11	
25	PRICE, Timothy	1-2	0-0	0-0	1	1	2	1	2	0	0	0	1	20	
4	STURDIVANT, Fred	1-2	0-0	1-3	0	1	1	1	0	0	2	0	0	8	
2	ELLINGTON, Dexter	0-2	0-1	2-2	0	4	4	2	2	0	3	0	0	19	
5	STRONG, Omar	1-5	1-3	0-0	0	1	1	1	3	0	3	1	0	15	
1	ONWENU, Patrick	2-4	1-1	4-4	1	1	2	1	9	0	0	1	1	7	
11	JOHNSON-DANNER, La	1-7	1-5	0-0	0	2	2	3	3	1	3	0	0	21	
12	JOYNER, DaQuan	0-0	0-0	1-2	0	0	0	2	1	0	2	1	0	8	
20	PETERS, Jabari	0-2	0-0	0-0	0	0	0	0	0	0	1	0	0	1	
3	KING, Daniel	1-1	0-0	4-4	0	2	2	3	6	0	0	3	0	17	
32	CLAYBORN, Aaron	3-4	0-0	1-1	1	2	3	0	7	0	0	0	0	20	
34	GIBBS, Madanor	3-8	0-0	0-0	0	4	4	1	6	5	7	0	0	31	
Team				1		2		2							
Totals		17-47 3-10		14-16		17		28		17		51		7	

FG % 1st Half: 8-24 33.3% 2nd half: 9-23 39.1% Game: 17-47 36.2%
 3FG % 1st Half: 3-7 42.9% 2nd half: 0-3 0.0% Game: 3-10 30.0%
 FT %

2011-12 GAME RECAPS

Game 10

NU 70, Central Connecticut State 64 Dec. 17, 2011 • Evanston, Ill.

Reggie Hearn scored 15 of his career-high 17 points in the second half, including hitting all four 3-point attempts, as Northwestern fought off Central Connecticut State 70-64 at Welsh-Ryan Arena. NU's senior class also became the winningest in program history by virtue of earning its 66th triumph. The Wildcats led 13-12 but ice-cold from 3-point range over the opening 20 minutes of play and it eventually caught up to them. NU made just one of its first 13 attempts from beyond the arc and the Blue Devils surged in front 29-21. However, the 'Cats scored the final nine points of the first stanza and took a 30-29 lead at the break. The Wildcats' lead was one at 50-49 with eight minutes remaining when Hearn and JerShon Cobb drilled consecutive triples to give the NU its largest lead of the game, 56-49. But the Blue Devils scored eight of the game's next 10 points, including two 3-pointers from Vinales, to get back within one with 4:53 left. Central Connecticut State was still within one after Ken Horton hit a 3-pointer coming out of a timeout to make it 63-62 'Cats with 1:35 left. But it was Hearn who came through, slashing to the basket for a layup and drawing the foul as he converted a three-point play with 55.5 seconds to go to increase the hosts' advantage back up to four. Robby Ptacek hit two free throws for CCSU with 43.5 seconds left to get the guests back within two, but Crawford hit a tough jumper in the lane with 14.5 seconds left to help seal the win.

Central Connecticut 64 • 5-5

##	Player	Total		3-Ptr		Rebounds			PF	TP	A	TO	Blk	Stl	Min
		FG	FGA	FG	FGA	FT	FTA	Off							
21	EFESE, Joe	f	1-5	0-0	2-4	2	5	7	4	4	1	1	1	1	26
30	HORTON, Ken	f	6-14	3-5	0-2	4	7	11	3	15	5	2	1	5	39
11	VINALES, Kyle	g	11-22	4-12	1-1	0	2	2	3	27	1	3	0	0	37
14	MCMILLAN, Malcolm	g	0-4	0-2	0-0	0	4	4	2	0	3	3	0	0	36
0	PTACEK, Robby	g	6-17	1-2	4-4	0	3	3	1	17	0	0	0	1	38
0	BURBAGE, Adonis	g	0-0	0-0	0-0	1	0	1	0	0	0	0	0	0	3
23	SIMMONS, David	g	0-0	0-0	0-0	0	0	0	1	0	0	0	0	0	1
33	ALLEN, Terrell	g	0-1	0-0	0-0	1	0	1	0	1	0	2	0	0	13
5	SPEECH, De'Angelo	g	0-1	0-0	0-0	0	0	0	0	0	0	1	0	1	7
Team						8	1	9							2
Totals			24-64	8-21	8-13	16	24	44	14	64	10	12	4	8	200

FG % 1st Half:	11-30	36.7%	2nd half:	13-34	38.2%	Game:	24-64	37.5%	Deadball
3FG % 1st Half:	4-9	44.4%	2nd half:	4-12	33.3%	Game:	8-21	38.1%	Rebounds
FT % 1st Half:	3-7	42.9%	2nd half:	5-6	83.3%	Game:	8-13	61.5%	3

Northwestern 70 • 9-1

##	Player	Total		3-Ptr		Rebounds			PF	TP	A	TO	Blk	Stl	Min
		FG	FGA	FG	FGA	FT	FTA	Off							
1	Crawford, Drew	f	6-13	1-5	1-2	0	6	6	2	14	1	0	1	0	37
24	Shurna, John	f	3-14	1-9	5-5	2	6	8	1	12	1	2	1	0	36
12	Mirkovic, Luka	c	4-7	0-0	2-3	1	7	8	2	10	5	2	1	0	27
11	Hearn, Reggie	g	6-7	4-4	1-1	0	0	0	3	17	1	2	2	0	23
3	Sobolewski, Dave	g	2-8	2-7	0	2	2	4	1	6	3	2	0	2	40
15	Fruendt, Nick	g	0-1	0-1	0	0	0	0	0	0	0	0	0	0	5
23	Cobb, JerShon	g	3-5	1-2	2-3	0	0	0	0	9	1	3	0	0	16
30	Curletti, Davide	g	1-2	0-1	0-0	1	1	2	2	3	0	0	0	0	13
4	Marcozzullo, Alex	g	0-0	0-0	0-0	1	2	3	2	0	0	0	0	0	3
Team						3	4	7							3
Totals			25-57	9-29	11-14	9	26	35	13	70	15	12	5	3	200

FG % 1st Half:	12-31	38.7%	2nd half:	13-26	50.0%	Game:	25-57	43.9%	Deadball
3FG % 1st Half:	2-4	50.0%	2nd half:	7-15	46.7%	Game:	9-29	31.0%	Rebounds
FT % 1st Half:	4-7	57.1%	2nd half:	7-7	100.0	Game:	11-14	78.6%	3

Officials: Glenn Mayborg, Ray Perone, Gerald Williams
Technical fouls: Central Connecticut-None, Northwestern-None.
Attendance: 5246

Score by periods	1st	2nd	Total
Central Connecticut	29	35	64
Northwestern	30	40	70

Points	In	Off	2nd	Fast
CCSU	Point	T/O	Chance	Break
NU	22	14	15	0
NU	22	14	15	0

Game 11

NU 87, Eastern Illinois 72 Dec. 18, 2011 • Evanston, Ill.

John Shurna scored a game-high 32 points and tied a school record by knocking down nine 3-pointers as Northwestern pulled away from Eastern Illinois in the second half for an 87-72 victory at Welsh-Ryan Arena. Luka Mirkovic contributed his second-consecutive all-around game. He finished three assists shy of a triple-double, posting 18 points, 10 rebounds and seven assists. After going just 1-of-9 from 3-point range the previous day, Shurna came out on fire in this particular contest. The senior forward hit six of his first eight attempts from beyond the arc over the opening 12 minutes of play en route to scoring 18 points. His sixth connection gave the Wildcats a 27-21 advantage, but the hosts were unable to distance themselves from the Panthers. A steal and a layup by JerShon Cobb just prior to the first-half buzzer gave Northwestern a 41-36 lead at the intermission. When Cobb drove baseline and scored, it gave NU its largest lead, 54-44, with 13:35 remaining, forcing the Panthers to burn a timeout. After the Wildcats forced a turnover on the other end, Mirkovic completed a three-point play to stretch the advantage to 13. Eastern Illinois would creep back within eight with six minutes to go, but Shurna connected on his record-tying triple, igniting a 9-0 run that put the game out of reach. NU shot a blistering 60.7 percent from the field (17-28) in the second half. In addition to his 32 points, Shurna dished out five assists and had two blocked shots. He vaulted three spots on Northwestern's career scoring list in the game, moving into fourth place.

Eastern Illinois 72 • 6-4

##	Player	Total		3-Ptr		Rebounds			PF	TP	A	TO	Blk	Stl	Min
		FG	FGA	FG	FGA	FT	FTA	Off							
10	McKINNIE, Alfonzo	f	7-9	0-0	0-0	2	6	8	1	14	1	2	1	1	27
34	SANDERS, Zavier	f	3-6	0-0	0-0	1	4	5	2	6	3	1	0	0	32
12	GRANGER, Jeremy	g	8-16	2-4	4-6	0	1	1	1	22	6	1	0	2	35
23	DOSS, L.C.	g	1-3	0-2	0-0	0	1	1	0	2	1	2	0	1	21
4	MILLER, Joey	g	3-7	2-3	0-0	3	2	5	1	8	2	2	0	0	30
2	LUBSEY, Alex	g	0-0	0-0	0-0	0	0	0	1	0	0	0	0	0	1
20	WOODS, Morris	g	0-0	0-0	0-0	0	0	0	0	0	0	0	0	0	1
21	AKERS, Austin	g	0-0	0-0	0-0	0	0	0	0	2	0	0	0	0	7
22	JONES, Taylor	g	1-2	1-2	0-0	1	0	1	0	3	0	0	0	0	5
31	McFARLIN, Nick	g	2-3	0-0	0-0	0	3	3	1	4	2	0	0	0	11
3	MILLER, Jonathan	g	0-1	0-0	0-0	0	0	0	0	0	0	0	0	0	1
5	HERRON, Malcolm	g	3-8	1-2	6-6	1	3	4	3	13	0	3	0	0	19
55	PIPER, Josh	g	0-3	0-0	0-0	1	1	3	0	1	1	0	0	0	10
Team						0	2	2							0
Totals			28-58	6-13	10-12	9	22	31	15	72	18	12	1	4	200

FG % 1st Half:	16-32	50.0%	2nd half:	12-26	46.2%	Game:	28-58	48.3%	Deadball
3FG % 1st Half:	4-9	44.4%	2nd half:	2-4	50.0%	Game:	6-13	46.2%	Rebounds
FT % 1st Half:	0-0	0.0%	2nd half:	10-12	83.3%	Game:	10-12	83.3%	3

Northwestern 87 • 10-1

##	Player	Total		3-Ptr		Rebounds			PF	TP	A	TO	Blk	Stl	Min
		FG	FGA	FG	FGA	FT	FTA	Off							
1	Crawford, Drew	f	13-17	3-4	5-5	0	1	1	5	34	0	2	0	1	31
24	Shurna, John	f	11-16	9-12	1-2	1	3	4	2	32	5	1	2	0	38
12	Mirkovic, Luka	c	7-12	0-1	4-7	4	6	10	2	18	7	3	2	2	29
11	Hearn, Reggie	g	0-1	0-1	0	1	4	2	0	0	3	3	0	0	1
3	Sobolewski, Dave	g	5-6	2-2	0-0	0	1	1	2	12	3	1	0	1	24
4	Montgomery, James	g	0-0	0-0	0-0	0	0	0	0	0	0	0	0	0	3
15	Fruendt, Nick	g	0-0	0-0	0-0	0	0	0	0	0	0	0	0	0	1
2	Jimenez, Omar	g	0-0	0-0	0-0	0	0	0	0	0	0	0	0	0	1
23	Cobb, JerShon	g	4-10	0-2	0-0	0	0	0	1	8	2	1	2	25	
30	Curletti, Davide	g	0-0	0-0	3-4	1	3	4	1	3	0	2	0	0	12
Team						0	2	2							0
Totals			32-59	12-23	11-18	10	22	32	11	87	26	11	8	9	200

FG % 1st Half:	15-31	48.4%	2nd half:	17-28	60.7%	Game:	32-59	54.2%	Deadball
3FG % 1st Half:	8-18	44.4%	2nd half:	4-5	80.0%	Game:	12-23	52.2%	Rebounds
FT % 1st Half:	3-4	75.0%	2nd half:	8-14	57.1%	Game:	11-18	61.1%	3

Officials: Mike Kitts, Mike Sanzere, Steve McClunkins
Technical fouls: Eastern Illinois-None, Northwestern-None.
Attendance: 5071

Score by periods	1st	2nd	Total
Eastern Illinois	36	36	72
Northwestern	41	46	87

Points	In	Off	2nd	Fast
EIU	Point	T/O	Chance	Break
NU	38	11	7	2
NU	38	11	7	2

Game 12

#23 Creighton 87, NU 79 Dec. 22, 2011 • Omaha, Neb.

Drew Crawford went 13-for-17 from the field and scored a game-high 34 points, but it wasn't enough as No. 23/21 Creighton rode red-hot 3-point shooting down the stretch to top Northwestern 87-79 at CenturyLink Center. The score was knotted 25-25 with just under 10 minutes left in the opening stanza when Crawford scored six points during an 8-0 run for the 'Cats that gave them a 33-25 edge with 5:42 to go. However, NU would go into a scoring drought as Antoine Young hit a deuce and then a 3-pointer before Ethan Wragge came off the bench and got loose in the corner, hitting a pair of triples that gave the Bluejays a 36-33 lead. Shurna hit a trey of his own to tie the game before Gregory Echenique hit one free throw to give the hosts a 37-36 lead at the break. Crawford went 9-of-11 from the field over the first 20 minutes of play, tallying 19 points. A three-point play by Curletti put Northwestern up 42-39 three minutes into the second half, but Crawford was forced to the bench when he picked up his fourth foul with 14:35 left. Creighton would rattle off nine straight points to go up by five. NU was within three, but five points by Doug McDermott and a triple by Jahenns Manigat stretched the Bluejays lead up to nine, 58-49, with nine minutes left. NU refused to go away, though. Five points by Crawford keyed a 9-0 run as JerShon Cobb's two free throws knotted the score with 7:29 to go. However, Manigat hit a 3-pointer and a four-point play by Wragge pushed the lead right back up to seven with 6:49 remaining. Shurna's trey with 5:57 on the clock got the 'Cats within four, but an 8-2 run extended Creighton's lead to 10 with 4:35 left and the 'Cats couldn't get closer than seven the rest of the way.

Northwestern 79 • 10-2

##	Player	Total		3-Ptr		Rebounds			PF	TP	A	TO	Blk	Stl	Min
		FG	FGA	FG	FGA	FT	FTA	Off							
1	Crawford, Drew	f	13-17	3-4	5-5	0	1	1	5	34	0	2	0	1	31
24	Shurna, John	f	6-14	4-6	2-2	2	7	9	4	18	6	2	1	3	40
12	Mirkovic, Luka	c	2-3	0-0	0-0	0	3	3	0	4	1	2	0	0	19
3	Sobolewski, Dave	g	0-3	0-1	2-2	1	3	4	2	8	0	0			

2011-12 GAME RECAPS

Game 16

#13 Michigan 66, NU 64 (OT) Jan. 11, 2012 • Ann Arbor, Mich.

Northwestern led nearly throughout regulation, but No. 13 Michigan outscored the Wildcats 12-10 in the overtime session as the Wolverines posted a 66-64 victory at Crisler Center. John Shurna scored a game-high 21 points for NU, while Drew Crawford added 20. Down by three late in the extra period, Crawford scored on a dunk with 6.5 seconds left to make it a one-point game. Burke was fouled immediately and made both free throws to push the advantage back up to three. Needing a triple to tie, Alex Marcotullio was fouled by Hardaway attempting a 3-pointer with 0.3 seconds left. However, he missed the first free throw. After making the second, he missed the third intentionally, but Northwestern was unable to get a tip-in to extend the game. The Wildcats surged out to an 8-0 lead to open the game and led by as many as 10 when Shurna started the second half with a 3-pointer. The Wildcats' advantage was 44-36 with 13:49 remaining following a tough jumper by Dave Sobolewski before the Wolverines rattled off 10 consecutive points to take a 46-44 lead. Once again, NU was able to respond as baskets by Crawford, Shurna and Sobolewski put the Wildcats back on top 50-46. Tim Hardaway's triple with 2:40 to go tied the game 54-54, but that would be the last of the scoring in regulation. Northwestern had the final possession in regulation with a chance to win when Crawford drove into the lane. However, he was called for a traveling violation with 1.5 seconds left despite a great deal of contact as he rose up for a shot.

Northwestern 64 • 11-5, 1-3

#	Player	Total	3-Ptr		Rebounds			PF	TP	A	TO	Bk	Stl	Min
			FG-FGA	FG-FGA	FT-FTA	Off	Def							
01	Crawford, Drew	f	7-15	1-2	5-7	0	6	6	2	20	2	3	0	44
24	Shurna, John	f	9-15	2-4	1-1	1	5	6	1	21	0	4	2	45
03	Sobolewski, Dave	g	3-9	1-3	2-2	0	3	3	3	9	3	1	1	42
04	Marcotullio, Alex	g	0-0	0-0	1-3	1	1	2	3	1	1	2	0	22
11	Hearn, Reggie	g	2-5	2-3	1-2	1	5	6	4	7	3	2	0	43
12	Mirkovic, Luka	g	1-2	0-1	0-0	0	2	2	2	2	1	1	0	18
30	Curlletti, Davide	g	2-2	0-0	0-0	0	4	4	1	4	0	2	0	11
Team						2	0	2						
Totals			24-48	6-13	10-15	5	27	32	14	64	10	16	3	225

FG % 1st Half:	14-23 60.9%	2nd half:	7-20 35.0%	OT:	3-5 60.0%	Game:	24-48 50.0%	Deatball	
3FG % 1st Half:	4-6 66.7%	2nd half:	2-6 33.3%	OT:	0-1 0.0%	Game:	6-13 46.2%	Rebounds	
FT % 1st Half:	2-4 50.0%	2nd half:	4-4 100.0%	OT:	4-7 57.1%	Game:	10-16 62.5%		3

Michigan 66 • 14-3, 4-1

#	Player	Total	3-Ptr		Rebounds			PF	TP	A	TO	Bk	Stl	Min
			FG-FGA	FG-FGA	FT-FTA	Off	Def							
23	Smotrycz, Evan	f	1-7	0-3	3-4	2	3	5	2	5	0	0	2	28
52	Morgan, Jordan	g	3-8	0-0	0-0	3	5	8	3	6	0	1	0	28
00	Novak, Zack	g	2-7	0-2	0-0	0	3	6	3	4	0	0	1	28
03	Burke, Trey	g	5-17	1-6	8-8	3	4	7	2	19	7	1	1	45
10	Hardaway Jr, Tim	g	7-13	5-9	0-0	3	3	6	4	19	1	3	0	45
01	Douglass, Stu	g	3-10	0-6	4-4	0	1	1	0	10	2	2	0	38
12	Vogrich, Matt	g	1-3	1-3	0-0	0	0	0	0	0	0	0	2	11
22	McLimans, Blake	g	0-1	0-1	0-0	0	0	0	0	0	0	0	0	2
Team						3	3							
Totals			22-66	7-30	15-16	17	19	36	15	66	10	7	3	225

FG % 1st Half:	9-32 28.1%	2nd half:	11-27 40.7%	OT:	2-7 28.6%	Game:	22-66 33.3%	Deatball	
3FG % 1st Half:	5-16 31.3%	2nd half:	2-11 18.2%	OT:	0-0 0.0%	Game:	7-30 23.3%	Rebounds	
FT % 1st Half:	4-4 100.0%	2nd half:	3-4 75.0%	OT:	8-8 100.0%	Game:	15-16 93.8%		1,2

Officials: Mike Kitts, Ed Crobett, Scott Thornley
Technical fouls: Northwestern-None. Michigan-Morgan, Jordan.
Attendance: 12605

Score by periods				1st	2nd	OT	Total	Points	In	Off	2nd	Fast	Bench
Northwestern				34	20	10	64	64	26	18	13	4	13
Michigan				27	27	12	66	66	15	18	13	4	13

Game 17

NU 81, #6 Michigan State Jan. 14, 2012 • Evanston, Ill.

Behind John Shurna's game-high 22 points, Northwestern handed No. 6 Michigan State its first conference loss and snapped the Spartans' 15-game winning streak in the process. The Wildcats had four players score in double digits and used 42 second-half points to stave off the Spartans, 81-74 at Welsh-Ryan Arena. Senior Davide Curlletti -- in his second career start -- notched 17 points, to go along with a career-high-tying six rebounds. Drew Crawford knocked down three crucial triples and added 20 points towards the winning effort, while Reggie Hearn contributed 10 points. The Spartans led early in the contest, going up by as much as nine in the first period. But the 'Cats kept pace and a late run allowed NU to close the gap, capped by an Alex Marcotullio 3-pointer to knot things up at 33-33 with 1:48 remaining in the stanza. Shurna gave the Wildcats the momentum going into the break as his 3-pointer from 30 feet out gave the hosts a 39-37 lead at the break. The Wildcats extended their lead to as much as 13 points behind shooting 50 percent from the floor and 47 percent from behind the arc. NU led by 12 with 6:45 left before Michigan State rattled off seven straight points to cut their deficit to five. However, a couple of Dave Sobolewski free throws followed by a three from Shurna allowed the 'Cats to push the lead back up to 10. Michigan State shot 65 percent from the field in the first half but was limited to 34.4 percent shooting over the final 20 minutes of play. Sobolewski dished out seven assists in the contest, one shy of his season high.

Michigan State 74 • 15-3, 4-1

#	Player	Total	3-Ptr		Rebounds			PF	TP	A	TO	Bk	Stl	Min
			FG-FGA	FG-FGA	FT-FTA	Off	Def							
1	Crawford, Drew	f	8-14	3-5	1-2	0	1	1	3	20	1	1	1	29
23	Green, Draymond	f	5-8	4-5	0-1	3	11	14	2	14	4	3	1	39
55	Payne, Adrian	f	1-3	0-0	3-6	1	0	1	2	5	0	0	0	11
11	Appling, Keith	g	4-13	0-5	9-13	2	1	3	3	17	3	3	0	37
22	Dawson, Brandon	g	3-3	0-0	3-4	4	2	6	4	9	0	3	1	16
30	Wood, Brandon	g	3-7	2-4	1-2	1	0	1	3	9	5	1	0	23
0	Byrd, Russell	g	0-0	0-0	0-0	0	0	0	0	0	0	0	0	1
13	Thornton, Austin	g	1-3	1-3	0-0	0	0	0	0	5	2	0	0	21
2	Gauna, Alex	g	1-3	0-0	0-0	1	1	2	0	2	0	0	0	2
20	Trice, Travis	g	3-6	1-2	0-0	1	2	3	2	7	4	1	0	23
25	Nix, Derrick	g	2-4	0-0	1-1	1	3	4	3	5	1	2	1	16
3	Kearney, Brandon	g	1-2	1-1	0-0	0	0	0	1	3	0	1	0	11
Team						1	2	1						
Totals			24-52	9-18	17-27	15	24	39	25	74	19	14	4	200

FG % 1st Half:	13-20 65.0%	2nd half:	11-32 34.4%	Game:	24-52 46.2%	Deatball	
3FG % 1st Half:	5-7 71.4%	2nd half:	4-11 36.4%	Game:	9-18 50.0%	Rebounds	
FT % 1st Half:	6-11 54.5%	2nd half:	4-16 25.0%	Game:	17-27 63.0%		4

Northwestern 81 • 12-5, 2-3

#	Player	Total	3-Ptr		Rebounds			PF	TP	A	TO	Bk	Stl	Min
			FG-FGA	FG-FGA	FT-FTA	Off	Def							
01	Crawford, Drew	f	7-15	1-3	2-2	1	1	2	1	17	0	3	0	37
24	Shurna, John	f	5-14	2-6	10-11	1	4	5	1	22	5	0	2	40
30	Curlletti, Davide	f	5-7	1-1	6-10	3	3	6	4	17	4	0	1	26
11	Hearn, Reggie	g	5-6	0-0	0-0	2	3	5	4	10	2	4	0	39
3	Sobolewski, Dave	g	1-6	0-3	4-6	0	3	3	3	6	7	1	0	40
12	Mirkovic, Luka	g	0-1	0-0	0-0	1	1	2	1	0	0	0	0	4
15	Fruendt, Nick	g	0-0	0-0	0-0	0	0	0	1	1	0	0	0	7
4	Marcotullio, Alex	g	2-4	2-2	0-0	0	1	1	1	6	0	0	0	15
Team						1	2	3						
Totals			26-52	8-17	21-29	8	19	27	18	81	20	7	4	200

FG % 1st Half:	13-28 46.4%	2nd half:	13-24 54.2%	Game:	26-52 50.0%	Deatball	
3FG % 1st Half:	5-10 50.0%	2nd half:	3-7 42.9%	Game:	8-17 47.1%	Rebounds	
FT % 1st Half:	8-9 88.9%	2nd half:	13-20 65.0%	Game:	21-29 72.4%		2

Officials: Lamont Simpson, Tom O'Neill, Bob Donato
Technical fouls: Michigan State-None. Northwestern-None.
Attendance: 8117

Score by periods				1st	2nd	Total	Points	In	Off	2nd	Fast	Bench
Michigan State				37	37	74	74	28	11	16	13	20
Northwestern				39	42	81	81	32	15	12	0	6

Game 18

Wisconsin 77, NU 57 Jan. 18, 2012 • Madison, Wis.

Wisconsin's red-hot shooting to start the second half was too much for Northwestern to overcome at the Kohl Center as the Wildcats dropped a 77-57 decision. The Badgers made six of their first seven 3-point attempts to start the second period as they were able to break open a two-point game at the half. NU, which was limited to seven healthy scholarship players in the contest, was led by 19 points and six rebounds by John Shurna. Drew Crawford added 17 points. Wisconsin surged out to a quick 9-2 lead as the Badgers hit their first three 3-point attempts. However, the Wildcats rode the hot hand of Shurna as NU responded with a 14-2 surge to go in front 16-11. Shurna posted 10 in the first five minutes of action to help the visitors surge in front. The Badgers continued the string of runs as they scored 12 of the next 16 points to go back up 23-20 with 8:40 remaining in the stanza. The scoring eventually cooled off as neither team led by more than three the rest of the period with Wisconsin eventually taking a 34-32 advantage into the intermission. Wisconsin started the second half like it did the first, connecting from beyond the arc. Jordan Taylor was held to three points over the opening 20 minutes of play, but he hit three early triples and Josh Gasser made another as the Badgers surged in front 50-38 five minutes into the period. Taylor would add a fourth trey and Ben Brust hit one as well to help the hosts pull away by the midway point of the period as NU was never able to get the deficit under double digits. Ryan Evans scored 15 of his team-high 17 points in the second half, while Taylor added 12 of his 15 after the break. Wisconsin connected on 12 of its 23 tries from beyond the arc in the contest.

Northwestern 57 • 12-6, 2-4

#	Player	Total	3-Ptr		Rebounds			PF	TP	A	TO	Bk	Stl	Min
			FG-FGA	FG-FGA	FT-FTA	Off	Def							
01	Crawford, Drew	f	7-15	1-3	2-2	1	1	2	1	17	0	3	0	37
24	Shurna, John	f	6-12	3-4	4-4	1	5	6	1	19	1	0	0	37
30	Curlletti, Davide	f	1-3	0-1	0-2	1	5	3	2	1	2	0	0	26
03	Sobolewski, Dave	g	3-8	0-2	1-1	0	2	2	4	7	6	4	0	38
11	Hearn, Reggie	g	2-6	1-3	6-6	0	1	1	2	11	0	1	0	34
02	Jimenez, Omar	g	0-0	0-0	0-0	0	0	0	0	0	0	0	0	2
12	Mirkovic, Luka	g	0-0	0-0	0-2	0	1	1	0	0	0	0	0	9
13	Montgomery, James	g	0-1	0-1	1-2	0	0	0	1	0	0	0	1	3
15	Fruendt, Nick	g	0-0	0-0	0-0	1	3	4	2	0	0	0	0	14
Team						1	2							
Totals			19-45	5-14	14-19	5	19	24	13	57	8	10	0	7

FG % 1st Half:	12-22 54.5%	2nd half:	7-23 30.4%	Game:	19-45 42.2%	Deatball	
3FG % 1st Half:	3-5 60.0%	2nd half:	2-9 22.2%	Game:	5-14 35.7%	Rebounds	
FT % 1st Half:	5-7 71.4%	2nd half:	9-12 75.0%	Game:	14-19 73.7%		3,1

2011-12 GAME RECAPS



Game 19 Minnesota 75, NU 52 Jan. 22, 2012 • Minneapolis, Minn.

Northwestern was unable to overcome a slow start as the Wildcats dropped a 75-52 decision to Minnesota at Williams Arena. John Shurna led Northwestern with 21 points, while Alex Marcotullio added 11. The Golden Gophers scored the first 11 points of the contest and NU missed its first 14 field goal attempts as the Wildcats dug themselves too steep of a deficit to overcome. Northwestern was unable to get on the scoreboard until Davide Curletti scored on a layup with 12:14 remaining in the opening half to make it 11-2. The advantage would grow to 21-4 before Shurna finally got on the board with a three-point play with 8:36 left. The Wildcats' trailed by as many as 22 points in the opening stanza. A 10-3 run capped by a lay-in by Curletti with under a half-minute left got NU back to within 39-24 before Andre Hollins hit a basket just prior to the halftime buzzer for Minnesota. A 3-pointer by Reggie Hearn to start the second period got the 'Cats back to within shouting range at 41-27. However, Minnesota would push the lead back to 22 with 11:42 remaining. Behind seven points from Shurna and five by Marcotullio, Northwestern went on a 12-4 run to cut the deficit to 60-46 with 7:43 left. Six straight points by the hosts removed any further chance of a comeback. Minnesota shot 57.7 percent (30-52) from the field in the contest to 32.7 percent (18-55) for the Wildcats. Curletti established a career high with seven rebounds to go along with seven points.

Northwestern 52 • 12-7, 2-5

#	Player	Total		3-Ptr		Rebounds			PF	TP	A	TO	Blk	Stl	Min
		FG	FGA	FG	FGA	FT	FTA	Off							
01	Crawford, Drew	f	2-10	0-3	1-4	0	3	3	5	0	2	2	2	0	30
24	Shurna, John	f	8-21	3-9	2-8	2	0	2	1	21	1	2	0	0	37
30	Curletti, Davide	f	3-8	1-2	0-0	0	7	7	3	7	3	1	1	0	30
03	Sobolewski, Dave	g	0-5	0-3	0-0	0	1	1	3	0	1	3	0	1	22
11	Hearn, Reggie	g	1-3	1-3	5-6	0	4	4	2	8	2	0	1	3	32
02	Jimenez, Omar	g	0-0	0-0	0-0	0	0	0	0	0	0	0	0	0	11
04	Marcotullio, Alex	g	4-8	3-6	0-0	3	1	4	3	11	4	0	0	1	28
12	Mirkovic, Luka	g	0-0	0-0	0-0	0	3	3	1	0	0	0	0	0	10
13	Montgomery, James	g	0-0	0-0	0-2	0	0	0	0	0	0	0	0	0	1
15	Friendt, Nick	g	0-0	0-0	0-0	0	0	0	0	0	1	0	0	0	9
Team						3	1	4							
Totals			18-55	8-26	8-20	8	20	28	16	52	12	10	3	5	200
FG % 1st Half:		9-30	30.0%	2nd half:	9-25	36.0%	Game:		18-55	32.7%	Deadball				
3FG % 1st Half:		3-12	25.0%	2nd half:	5-14	35.7%	Game:		8-26	30.8%	Rebounds				6
FT % 1st Half:		3-8	37.5%	2nd half:	5-12	41.7%	Game:		8-20	40.0%					

Minnesota 75 • 15-5, 3-4

#	Player	Total		3-Ptr		Rebounds			PF	TP	A	TO	Blk	Stl	Min
		FG	FGA	FG	FGA	FT	FTA	Off							
33	Williams, Rodney	f	5-9	0-1	1-1	1	2	3	4	11	2	0	3	1	27
50	Sampson III, Ralph	f	4-7	0-0	2-2	2	4	6	1	10	2	0	0	1	29
00	Welch, Julian	g	7-8	0-0	0	0	6	6	4	14	5	2	0	1	24
11	Coleman, Joe	g	5-7	0-0	6-10	1	4	5	1	16	3	2	0	3	28
20	Hollins, Austin	g	4-9	2-5	1-2	0	2	2	2	11	2	1	1	0	30
03	Hollins, Andre	g	2-5	0-2	2-2	0	3	3	1	6	1	3	0	0	11
10	Osenieks, Oto	g	1-2	0-1	0-0	0	0	0	0	2	1	0	0	0	12
13	Ahanmisi, Maverick	g	0-1	0-1	0-0	0	1	1	2	0	0	2	0	0	13
22	Halvorsen, Chris	g	0-0	0-0	0-0	0	1	1	0	0	0	0	0	0	1
23	Armelin, Chip	g	2-3	1-2	0-0	0	1	1	2	5	2	2	0	1	13
03	Ingram, Andre	g	0-0	0-0	0-0	0	0	0	0	0	0	0	0	0	1
34	Shell, Kendal	g	0-0	0-0	0-0	0	0	0	0	0	0	0	0	0	1
55	Elison, Elliott	g	0-0	0-0	0-0	0	5	5	3	0	1	0	1	0	10
Team						1	5	6							
Totals			30-52	3-12	12-17	5	35	40	20	75	19	12	5	10	200
FG % 1st Half:		16-29	55.2%	2nd half:	14-23	60.9%	Game:		30-52	57.7%	Deadball				
3FG % 1st Half:		2-7	28.6%	2nd half:	1-5	20.0%	Game:		3-12	25.0%	Rebounds				2
FT % 1st Half:		7-11	63.6%	2nd half:	5-6	83.3%	Game:		12-17	70.6%					

Officials: Mike Eades, Mike Sanzere, Terry Oglesby
Technical fouls: Northwestern-None. Minnesota-Welch, Julian.
Attendance: 12219

Score by periods	1st	2nd	Total
Northwestern	24	28	52
Minnesota	41	34	75

Points	In	Off	2nd	Fast	Bench
T/O	Chance	Break			
Northwestern	18	13	2	5	11
Minnesota	42	15	6	6	13

Game 20 Purdue 58, NU 56 Jan. 28, 2012 • Evanston, Ill.

John Shurna and Drew Crawford combined for 38 total points, but the joint effort wasn't enough as Purdue escaped from Welsh-Ryan Arena with a 58-56 victory over Northwestern. Crawford posted 23 points to lead all scorers. Shurna, who added 15, had a chance to win it at the buzzer, but his 3-point shot was off the mark as time expired. Neither team caught fire through the first half as freshman Dave Sobolewski knocked down two from the charity stripe to bring NU within one in the waning seconds of the half, but an Anthony Johnson buzzer-beater gave Purdue a 26-22 lead into the break. Purdue came out of the locker rooms hot, jumping out to an 8-3 run, but threes from Crawford and Alex Marcotullio, interspersed with a couple of Shurna buckets, gave the 'Cats a 40-36 advantage by the time the game hit the 12-minute mark. The Wildcats cooled off, however, only knocking down one basket in nearly five minutes of play. Both teams refused to give up and a back-and-forth ensued for the next five minutes, with neither team leading by more than five points. With the Wildcats trailing, Reggie Hearn, who notched a career-high eight rebounds on the day, recorded back-to-back baskets, the second of which tied things up at 56-56 with 41.9 seconds left. But with seconds ticking off the clock, Robbie Hummel shot a floater from the baseline to give Purdue the two-point edge with just eight seconds remaining. Shurna's last-ditch 3-pointer didn't connect, allowing the Boilermakers to escape.

Purdue 58 • 15-7, 5-4

#	Player	Total		3-Ptr		Rebounds			PF	TP	A	TO	Blk	Stl	Min
		FG	FGA	FG	FGA	FT	FTA	Off							
21	Byrd, D.J.	f	4-10	2-6	2-2	1	3	4	1	12	0	0	0	0	35
4	Hummel, Robbie	f	5-11	1-3	0-0	1	2	3	3	11	1	0	1	1	35
0	Johnson, Terone	g	6-10	1-3	1-4	0	2	2	2	14	3	1	2	2	32
23	Jackson, Lewis	g	4-9	0-1	0-0	0	2	2	3	8	4	2	0	2	28
24	Smith, Ryne	g	0-4	0-4	0-0	0	1	1	2	0	1	0	0	0	33
1	Johnson, Anthony	g	2-4	2-3	0-0	0	1	1	2	6	0	1	0	1	11
12	Barlow, Kelsey	g	2-5	0-0	0-0	0	1	2	4	4	1	1	0	0	12
32	Hart, John	g	0-0	0-0	0-0	0	1	1	0	0	0	0	0	0	3
50	Carroll, Travis	g	1-1	0-0	1-2	1	2	1	3	0	0	0	1	1	11
Team						3	1	4							
Totals			24-54	6-20	4-8	8	15	23	18	58	10	5	3	7	200
FG % 1st Half:		11-30	36.7%	2nd half:	13-24	54.2%	Game:		24-54	44.4%	Deadball				
3FG % 1st Half:		3-14	21.4%	2nd half:	5-6	50.0%	Game:		8-16	50.0%	Rebounds				2
FT % 1st Half:		1-2	50.0%	2nd half:	3-6	50.0%	Game:		4-8	50.0%					

Northwestern 56 • 12-8, 2-6

#	Player	Total		3-Ptr		Rebounds			PF	TP	A	TO	Blk	Stl	Min
		FG	FGA	FG	FGA	FT	FTA	Off							
1	Crawford, Drew	f	9-16	4-7	1-2	2	2	4	7	23	3	4	0	0	27
24	Shurna, John	f	6-11	2-5	1-2	3	4	7	3	15	4	1	3	0	40
30	Curletti, Davide	f	1-5	0-1	0-2	2	3	5	3	2	1	4	1	0	26
11	Hearn, Reggie	g	2-3	0-1	1-2	3	5	8	3	5	1	5	1	0	29
3	Sobolewski, Dave	g	1-4	1-1	5-6	1	3	3	1	8	3	0	1	0	39
15	Friendt, Nick	g	0-0	0-0	0-0	0	0	0	0	0	0	0	0	0	0
4	Marcotullio, Alex	g	1-6	1-6	0-0	0	2	2	0	3	4	2	1	0	27
Team						2	2	4							
Totals			20-45	8-21	8-14	13	24	37	12	56	16	16	7	0	200
FG % 1st Half:		8-21	38.1%	2nd half:	12-24	50.0%	Game:		20-45	44.4%	Deadball				
3FG % 1st Half:		2-6	33.3%	2nd half:	6-15	40.0%	Game:		8-21	38.1%	Rebounds				3
FT % 1st Half:		4-8	50.0%	2nd half:	4-6	66.7%	Game:		8-14	57.1%					

Officials: Ted Valentine, Eric Curry, John Gaffney
Technical fouls: Purdue-None. Northwestern-None.
Attendance: 8117

Score by periods	1st	2nd	Total
Purdue	26	32	58
Northwestern	22	34	56

Points	In	Off	2nd	Fast	Bench
T/O	Chance	Break			
Purdue	14	21	4	4	13
Northwestern	14	25	15	4	4

Game 21 NU 84, Nebraska 74 Feb. 2, 2012 • Evanston, Ill.

Northwestern rode red-hot 3-point shooting in the first half and then withstood a Nebraska charge in the second period to post an 84-74 victory at Welsh-Ryan Arena. John Shurna posted a game-high 28 points on 9-of-13 shooting, while Drew Crawford added 21. NU came out of the gates firing from 3-point range as 10 of the team's first 11 field goal attempts were from beyond the arc. It was Nebraska that held a 21-19 lead, though, following Dylan Talley's trey with 9:38 left in the half. However, Shurna answered with a triple of his own and Crawford came up with a steal and a breakaway slam to put the 'Cats up by three. Following a bucket by Jorge Brian Diaz, Northwestern got a pair of 3-pointers from Sobolewski sandwiched around a trey by Shurna pushed the hosts' lead to 33-23 with 3:54 left before the half. In all, the Wildcats ended the stanza on a 22-5 run to take a 41-26 lead at the break. Nebraska scorched the nets to start the second half, as the Huskers made 10 of their first 11 field goal attempts as a 12-1 run cut the Wildcats' lead to 42-38. Brandon Richardson's steal and layup got the visitors to within 54-53 with 10:38 remaining. Northwestern finally got things going as trey by Crawford, an old-fashioned three-point play by Shurna and a triple by Reggie Hearn pushed the Wildcats' lead back up to 10, 63-53, with 9:13 left. The NU lead was 12 with five minutes left when the Huskers made one final surge. The Wildcats' edge was still nine with three minutes to go when back-to-back 3-pointers by Talley and Bo Spencer made cut Northwestern's advantage to 75-72 with 1:33 left. However, Shurna scored on an up-and-under on the other end, jump-starting an 8-0 run that put the game away.

Nebraska 74 • 11-10, 3-7

#	Player	Total		3-Ptr		Rebounds			PF	TP	A	TO	Blk	Stl	Min
		FG	FGA	FG	FGA	FT	FTA	Off							
0	McCray, Toney	f	5-11	3-8	3-4	0	5	5	5	16	3	0	0	0	32
13	Ubel, Brandon	f	3-6	0-0	0-0	5	4	9	4	6	5	0	0	0	28
23	Spencer, Bo	g	9-15	4-10	4-5	0	1	1	1	24	1	8	1	1	39
25	Walker, Caleb	g	3-4	0-0	0-0	0	2	2	3	6	3	1	0	1	23
3	Richardson, Brandon	g	2-7	1-4	0-0	1	2	3	0	5	2	0	2	3	33
12	Hilliard Jr., Corey	g	0-0	0-0											

2011-12 GAME RECAPS

Game 22

NU 74, Illinois 70

Feb. 5, 2012 • Champaign, Ill.

John Shurna scored 17 of his game-high 24 points in the second half and Reggie Hearn added 16 of his career-high 20 in the opening stanza as Northwestern made the winning plays down the stretch to post a 74-70 victory over Illinois at Assembly Hall. NU shot 60.4 percent from the field in the contest (29-48), including 66.7 percent (14-21) in the second half. The Wildcats rode the red-hot shooting of Hearn early on. The junior scored 10 of Northwestern's first 15 points, all of them consecutively, as he made each of his first four early field goal attempts. When Shurna connected on a triple, it gave NU an 18-9 lead with 13:35 remaining in the half. Illinois would rally back to tie the game at 29 before Hearn's fourth triple of the half eventually gave the Wildcats a 36-33 lead at the break. The Wildcats were frigid from the field to open the half as they had scored just two points until Shurna answered Bertrand's 3-pointer with one of his own to get NU within 42-41 with 11:38 left. The Illini's advantage was 54-53 when Dave Sobolewski drilled a 3-pointer from the top of the key to put Northwestern up by two. It was a one-point lead for the Wildcats with three minutes to go when Hearn scored on a backdoor lay-in off a feed from Davide Curletti. Northwestern got consecutive defensive stops before Shurna got to the hoop and scored with 1:11 left to make it 66-61 in the visitors' favor. NU got a third straight stop of the defensive end before Illinois was forced to foul Sobolewski with 42 seconds remaining. The freshman calmly sank two free throws to push the Wildcats' edge to seven and helping seal the win.

Northwestern 74 • 14-8, 4-6

##	Player	Total	3-Ptr		Rebounds			PF	TP	A	TO	Blk	Stl	Min
			FG	FGA	FG	FGA	FT							
24	Shurna, John	f	11-15	2-4	0-1	0	3	3	24	2	3	0	2	38
01	Crawford, Drew	g	5-13	0-4	3-4	3	1	4	3	13	4	2	0	14
03	Sobolewski, Dave	g	5-9	2-5	2-4	0	2	2	14	2	0	0	0	40
04	Marcotullio, Alex	g	1-3	0-2	0-0	0	7	7	3	2	1	3	0	30
11	Hearn, Reggie	g	7-8	4-5	2-2	2	0	2	3	20	1	2	0	32
13	Montgomery, James	g	0-0	0-0	0-0	0	0	0	0	0	0	0	0	0+
15	Fruendt, Nick	g	0-0	0-0	0-0	0	0	0	0	0	0	0	0	0+
30	Curletti, Davide	g	0-0	0-0	1-4	0	4	4	2	1	2	0	0	20
	Team					1	1	2						
Totals			29-48	8-20	8-15	6	18	24	16	74	12	10	0	5

FG % 1st Half:	15-27	55.6%	2nd half:	14-21	66.7%	Game:	29-48	60.4%	Rebounds
3FG % 1st Half:	6-13	46.2%	2nd half:	2-7	28.6%	Game:	8-20	40.0%	Def
FT % 1st Half:	0-0	0.0%	2nd half:	8-15	53.3%	Game:	8-15	53.3%	Tot

Illinois 70 • 16-7, 5-5

##	Player	Total	3-Ptr		Rebounds			PF	TP	A	TO	Blk	Stl	Min
			FG	FGA	FG	FGA	FT							
12	Leonard, Meyers	c	10-12	0-0	1-2	3	6	9	2	21	0	3	2	40+
05	Richardson, D.J.	g	3-9	3-6	0-0	0	4	4	1	9	3	3	0	40
02	Bertrand, Joseph	g	5-9	2-3	0-0	1	3	4	5	12	2	1	0	39
03	Paul, Brandon	g	6-11	6-10	4-6	1	2	3	1	22	4	1	0	40
13	Abrams, Tracy	g	2-4	0-2	2-3	1	1	2	3	6	8	4	0	28
00	Maniscalco, Sam	g	0-3	0-3	0-0	0	0	0	0	1	0	0	0	12
20	Henry, Myke	g	0-0	0-0	0-0	0	0	0	1	0	0	0	0	1
32	Egwu, Nnanna	g	0-0	0-0	0-0	0	0	0	0	0	0	0	0	0+
	Team					0	0	0						
Totals			26-48	11-24	7-11	6	16	22	15	70	18	12	2	20

FG % 1st Half:	13-22	59.1%	2nd half:	13-26	50.0%	Game:	26-48	54.2%	Rebounds
3FG % 1st Half:	5-11	45.5%	2nd half:	6-13	46.2%	Game:	11-24	45.8%	Def
FT % 1st Half:	2-5	40.0%	2nd half:	5-6	83.3%	Game:	7-11	63.6%	Tot

Officials: Mike Sanzere, Tom Eades, Terry Oglesby
 Technical fouls: Northwestern-None, Illinois-None.
 Attendance: 15461

Score by periods	1st	2nd	Total
Northwestern	36	38	74
Illinois	33	37	70

Points	In	Off	2nd	Fast	Bench
NU	36	36	13	7	4
Illinois	36	36	13	7	4

Game 23

NU 83, Iowa 54

Feb. 9, 2012 • Evanston, Ill.

Dave Sobolewski scored a season-high 23 points to go along with seven assists and four steals as Northwestern pulled away from Iowa in the second half for an 83-54 victory at Welsh-Ryan Arena. All five Wildcat starters finished in double figures as John Shurna had 17 points, Reggie Hearn had 16, Alex Marcotullio had 13 and Drew Crawford added 11. After Iowa jumped out to an early 7-3 lead, the Wildcats got things going and found the fast tempo to their liking. A 16-2 run by Northwestern gave the hosts a 19-9 lead with 12:30 remaining. Iowa would chip away at the deficit and got to within 24-23 on Matt Gatens' 3-pointer with seven minutes left. However, the Wildcats responded with a 12-2 run to give them their largest lead of the half, 36-25, as Shurna knocked down a pair of treys during the surge. NU would eventually take a 38-29 advantage at the intermission. The lead was still nine with 15 minutes left when the Wildcats began to pull away. Sobolewski drilled a triple before Davide Curletti made a free throw and then a jumper from the elbow to push Northwestern's lead to 56-41. Three points by Aaron White got Iowa back within 12, but a free throw by Shurna preceded a pair of makes from distance by Hearn sandwiched around a hoop by Sobolewski that extended the lead to 21, 65-44, with nine minutes left. Iowa would get no closer than 15 the rest of the way. The Wildcats dished out 22 assists in the contest, paced by seven from Sobolewski and six from Marcotullio, while committing only seven turnovers. On the other side, NU forced Iowa into 18 miscues which they turned into 20 points.

Iowa 54 • 13-12, 5-7

##	Player	Total	3-Ptr		Rebounds			PF	TP	A	TO	Blk	Stl	Min
			FG	FGA	FG	FGA	FT							
15	McCabe, Zach	f	0-2	0-1	0-0	1	0	1	4	0	2	2	0	0
30	White, Aaron	f	7-10	2-3	1-1	4	8	12	2	17	1	4	1	35
4	Marble, Roy Devyn	f	3-6	1-2	3-3	1	1	2	0	10	3	2	0	33
24	Cartwright, Bryce	g	1-4	0-0	0-2	0	3	3	3	2	5	0	1	31
5	Gatens, Matt	g	5-10	3-5	2-2	2	2	2	2	15	1	1	0	35
0	Olaseni, Gabriel	g	0-0	0-0	0-0	0	0	0	0	0	0	0	0	1
1	Basabe, Melsahn	g	5-7	0-0	3-5	2	3	5	3	13	0	0	1	18
14	McCarty, Steven	g	0-0	0-0	0-0	0	0	0	0	0	0	0	0	1
2	Oglesby, Josh	g	2-5	1-2	0-0	0	0	0	1	5	1	0	0	17
0	Brommer, Andrew	g	0-0	0-0	2-2	0	0	0	3	2	0	0	0	1
25	May, Eric	g	0-1	0-1	0-0	0	1	2	0	1	3	0	0	8
32	Stubbs, Brandon	g	0-0	0-0	0-0	0	0	0	0	0	1	0	0	1
34	Stokes, Darius	g	0-0	0-0	0-0	0	0	0	0	0	0	0	0	1
	Team					0	1	2						
Totals			23-45	7-14	11-15	10	19	29	20	64	14	18	2	20

FG % 1st Half:	11-25	44.0%	2nd half:	12-20	60.0%	Game:	23-45	51.1%	Rebounds
3FG % 1st Half:	3-7	42.9%	2nd half:	4-7	57.1%	Game:	7-14	50.0%	Def
FT % 1st Half:	4-6	66.7%	2nd half:	7-9	77.8%	Game:	11-15	73.3%	Tot

Northwestern 83 • 15-8, 5-6

##	Player	Total	3-Ptr		Rebounds			PF	TP	A	TO	Blk	Stl	Min
			FG	FGA	FG	FGA	FT							
1	Crawford, Drew	f	5-13	1-5	0-0	3	2	5	2	11	4	1	0	1
11	Hearn, Reggie	f	5-8	3-5	3-4	0	3	3	2	16	1	2	1	30
24	Shurna, John	f	5-9	3-5	4-7	1	3	4	0	17	1	1	4	37
3	Sobolewski, Dave	g	7-8	3-3	6-8	1	0	1	3	23	7	3	0	40
4	Marcotullio, Alex	g	4-8	0-0	2-2	0	1	2	0	12	6	0	0	26
13	Montgomery, James	g	0-0	0-0	0-0	0	0	0	0	0	0	0	0	1
15	Fruendt, Nick	g	0-1	0-0	0-0	1	2	3	0	1	0	0	0	10
2	Jimenez, Omar	g	0-0	0-0	0-0	0	0	0	0	0	0	0	0	1
30	Curletti, Davide	g	1-1	0-0	1-2	1	2	3	3	3	2	2	0	18
	Team					0	1	2						
Totals			27-48	13-25	16-23	7	14	21	5	83	22	7	3	11

FG % 1st Half:	15-27	55.6%	2nd half:	12-21	57.1%	Game:	27-48	56.3%	Rebounds
3FG % 1st Half:	7-15	46.7%	2nd half:	6-10	60.0%	Game:	7-14	50.0%	Def
FT % 1st Half:	1-3	33.3%	2nd half:	15-20	75.0%	Game:	16-23	69.6%	Tot

Officials: Jim Burr, Lamont Simpson, Glen Mayborg
 Technical fouls: Iowa-None, Northwestern-None.
 Attendance: 6013
 Sobolewski - New career high in points (Previous 20 vs Penn St 1/1/12)

Score by periods	1st	2nd	Total
Iowa	29	35	64
Northwestern	38	45	83

Points	In	Off	2nd	Fast	Bench
IOWA	26	26	13	4	3
NU	38	45	13	4	3

Game 24

Purdue 87, NU 77

Feb. 12, 2012 • West Lafayette, Ind.

John Shurna scored 21 of his game-high 30 points over the final eight minutes of play, but Purdue was able to out-score Northwestern in a shootout after the break as the Boilermakers snapped the Wildcats' three-game winning streak 87-77 at Mackey Arena. Following a rugged first half, both teams posted over 50 points in the second stanza. Both offenses struggled in the opening half, but it was Purdue that jumped out to an early 7-2 lead. However, behind a 3-pointer and another basket by Fort Wayne native Reggie Hearn the Wildcats took their first lead at 10-8. The teams would continue to battle back and forth as Sobolewski's trey with 2:10 left tied the game, 23-23. The teams would trade baskets before the Boilermakers finished the half on a 6-1 run to take a 31-26 led at the break. The Boilermakers pushed their lead to seven early in the second half, but Hearn helped the 'Cats come back by scoring seven early points. D.J. Byrd was able to scoring eight consecutive points for Purdue as the hosts went back up 47-42. Northwestern would respond with three straight hoops, though, including a backdoor layup by Hearn that gave the Wildcats the lead right back, 48-47. Shurna's layup would tie the game 57-57, but consecutive triples by Terone Johnson and Byrd pushed Purdue's advantage back up to six with just under six minutes left. The deficit was seven when Shurna drilled a tough 3-pointer from in front of the NU bench to get the Wildcats within 65-61 with 4:42 remaining. However, Purdue was able to ice the game at the free throw line down the stretch.

Northwestern 77 • 15-9, 5-7

##	Player	Total	3-Ptr		Rebounds			PF	TP	A	TO	Blk	Stl	Min
			FG	FGA	FG	FGA	FT							
01	Crawford, Drew	* g	6-16	0-2	2-3	1	2	3	4	14	3	1	0	37
03	Sobolewski, Dave	* g	4-6	2-3	2-2	1	1	2	4	12	3	0	0	39
04	Marcotullio, Alex	* g	1-1	1-1	0-0	0	0	0	5	3	1	3	0	30
11	Hearn, Reggie	* g	6-12	3-7	1-2	1	7	8	2	16	0	3	0	33
24	Shurna, John	* g	11-20	4-9	4-6	1	6	7	1	30	4	2	0	39
15	Fruendt, Nick	* g	0-2	0-1	0-0	1	0	1	4	0	1	0	1	9
23	Cobb, JerShon	* g	0-0	0-0	1-2	0	0	0	0	1	0	0	0	0
30	Curletti, Davide	* g	0-0	0-0	1-2	1	3	4	4	1	3	1	1	13
	Team					1	2	3						
Totals			28-57	10-23										

2011-12 GAME RECAPS



Game 25 #18 Indiana 71, NU 66 Feb. 15, 2012 • Bloomington, Ind.

John Shurna scored a game-high 29 points but Indiana closed the game on an 8-3 run to defeat Northwestern 71-66 at Assembly Hall. Drew Crawford got off to a good start, scoring seven of NU's first 13 points before Shurna finally got on the board by drilling a 3-pointer to put the 'Cats up 16-10 with 12 minutes left. Indiana would eventually rally back to take its first lead of the game, 22-21, on a layup by Victor Oladipo with 7:54 remaining. The lead would grow to 30-23, but six straight points by NU closed the deficit to 30-29 with just under two minutes remaining. However, the Hoosiers would score seven of the final nine points of the half to take a 37-31 lead at the break. Northwestern stormed out of the gates in the second half, starting the stanza on a 12-2 run behind seven points from Shurna to take a 43-39 advantage at the 16:27 mark. IU responded with eight points in a row to go back up four, 47-43. Shurna continued his flurry, scoring 13 points over the first 8:03 of the half to give the Wildcats a 51-49 lead. Hearn followed with a 3-pointer to extend Northwestern's advantage to five, but a 12-4 run by the Hoosiers, capped by a Matt Roth trey allowed IU to take the lead back at 61-58 with 5:34 left. Northwestern would knot the score at 63-63 with 4:19 left following a ridiculous three-point play by Shurna. However, Verdell Jones III hit a baseline jumper on the following possession and made two more baskets down the stretch to help Indiana hold on.

Northwestern 66 • 15-10, 5-8

#	Player	Total		3-Ptr		Rebounds			PF	TP	A	TO	Blk	Stl	Min
		FG	FGA	FG	FGA	FT	FTA	Off							
01	Crawford, Drew	f	6-12	2-5	4-4	0	5	1	1	1	1	1	1	1	38
24	Shurna, John	f	11-21	2-6	5-6	2	1	3	3	29	2	2	2	2	40
02	Sobolewski, Dave	g	1-5	1-4	0-1	0	1	1	1	3	3	2	3	0	36
04	Marcotullio, Alex	g	3-5	0-1	1-2	1	2	3	3	7	1	1	0	2	35
11	Hearn, Reggie	g	3-6	1-4	1-2	1	2	3	5	8	1	0	0	0	23
15	Fruendt, Nick	g	0-0	0-0	0-0	0	0	0	0	0	0	0	0	0	11
23	Cobb, JerShon	g	0-0	0-0	1-2	1	2	3	2	1	0	1	0	0	6
30	Curletti, Davide	g	0-0	0-0	0-0	0	3	3	2	0	2	1	0	0	21
Team						2	4	6							
Totals			24-49	6-20	12-17	7	20	27	19	66	9	13	3	6	200

Indiana 71 • 20-6, 8-6

#	Player	Total		3-Ptr		Rebounds			PF	TP	A	TO	Blk	Stl	Min
		FG	FGA	FG	FGA	FT	FTA	Off							
02	Watford, Christian	f	4-11	0-2	4-4	0	3	3	0	12	0	0	0	0	28
32	Elston, Derek	f	0-1	0-1	2-2	0	0	0	2	2	0	0	0	0	7
40	Zetler, Cody	c	9-11	0-0	5-6	2	5	7	4	23	3	3	0	1	30
01	Hulls, Jordan	g	0-3	0-2	0-0	0	2	2	1	0	3	2	0	0	34
04	Oladipo, Victor	g	4-9	0-2	4-6	3	3	6	2	12	4	1	1	2	31
10	Sheehy, Will	g	3-8	0-1	0-1	0	1	2	6	1	2	0	1	24	
12	Jones III, Verdell	g	2-3	0-0	0-0	4	2	3	0	6	4	0	1	2	18
25	Pritchard, Tom	g	2-3	0-0	0-0	4	2	3	0	0	0	0	0	0	13
30	Roth, Matt	g	2-5	2-4	0-0	0	1	1	6	1	0	0	0	0	15
Team						0	1	1							
Totals			27-55	2-13	15-18	10	20	30	15	71	16	8	2	7	200

FG % 1st Half: 14-31 45.2% 2nd half: 13-24 54.2% Game: 27-55 49.1%
 3FG % 1st Half: 1-5 20.0% 2nd half: 1-8 12.5% Game: 2-13 15.4%
 FT % 1st Half: 8-10 80.0% 2nd half: 8-8 100.0% Game: 15-18 83.3%

Score by periods	1st	2nd	Total
Northwestern	31	35	66
Indiana	37	34	71

Minnesota 53 • 17-10, 5-9

#	Player	Total		3-Ptr		Rebounds			PF	TP	A	TO	Blk	Stl	Min
		FG	FGA	FG	FGA	FT	FTA	Off							
00	Welch, Julian	*	7-12	5-10	2-2	1	4	5	2	21	5	3	0	2	34
10	Oseniels, Oto	*	1-4	0-1	2-5	2	3	5	4	4	3	3	1	2	21
20	Hollins, Austin	*	0-4	0-2	0-0	1	3	4	2	0	2	2	0	1	22
33	Williams, Rodney	*	4-10	0-1	1-2	2	5	7	1	9	1	5	0	0	34
50	Sampson III, Ralph	*	2-5	0-0	0-0	2	1	3	2	4	0	2	0	0	18
11	Hollins, Andre	g	4-4	0-3	0-0	0	0	0	4	2	1	0	3	13	
11	Coleman, Joe	g	5-7	0-0	0-0	2	4	1	1	12	1	2	0	0	29
13	Ahanmisi, Maverick	g	0-0	0-0	0-0	0	0	0	1	0	0	0	0	0	4
23	Armelin, Chip	g	0-1	0-0	1-2	0	2	2	0	1	1	0	0	1	11
30	Ingram, Andre	g	0-0	0-0	0-0	0	0	0	1	0	0	1	0	0	1
55	Eliason, Elliott	g	0-1	0-0	0-2	3	2	5	1	0	0	0	1	0	13
Team						2	4	6							
Totals			21-48	5-17	6-13	17	24	41	19	53	14	21	2	6	200

FG % 1st Half: 12-21 57.1% 2nd half: 9-27 33.3% Game: 21-48 43.8%
 3FG % 1st Half: 1-4 25.0% 2nd half: 4-13 30.8% Game: 5-17 29.4%
 FT % 1st Half: 3-6 50.0% 2nd half: 3-7 42.9% Game: 6-13 46.2%

Score by periods	1st	2nd	Total
Minnesota	28	25	53
Northwestern	36	28	64

Officials: Terry Wymer, Scott Thornley, Gerald Williams
 Technical fouls: Minnesota-None. Northwestern-None.
 Attendance: 7,927

Score by periods	1st	2nd	Total
Minnesota	28	25	53
Northwestern	36	28	64

Points	In	Off	2nd	Fast	Bench
MINN	30	8	7	4	15
NU	20	24	2	4	5

Game 26 NU 64, Minnesota 53 Feb. 18, 2012 • Evanston, Ill.

John Shurna broke Billy McKinney's Northwestern career scoring record, helping the Wildcats to a 64-53 win over Minnesota at Welsh-Ryan Arena. Scoreless through the first 16 minutes of play, Shurna stole a pass, leaving him all alone to dunk in high flying fashion. From there, Shurna reeled off NU's next 10 points and extended the Wildcats' lead to 11, 36-25, until Julian Welch hit a 3-pointer at the first-half buzzer. Freshman Dave Sobolewski scored NU's first five points of the second half before two free throws by Reggie Hearn pushed the lead to 12. Shurna then gathered in an offensive rebound and scored on a putback to get him within two points of McKinney's record and make it 45-31. Shurna was fouled with 13:06 remaining and went to the charity stripe with a chance to tie the record, but he only made one of two. Consecutive triples by Welch got Minnesota back within seven with 11 minutes left, but Shurna found himself free at the top of the key and dribbled into a 3-point attempt that went down to give him 1,902 career points and the school's all-time record. Sobolewski followed with a trey of his own to push the lead back to 13 and Minnesota was unable to get closer than eight the rest of the way. The freshman guard tallied a game-high 22 points, while Shurna contributed 18. Northwestern's defense forced 19 turnovers which they converted into 24 points. JerShon Cobb, making his first start of the season, collected five steals, while Shurna had five blocked shots.

Game 27 Michigan 67, NU 55 (OT) Feb. 21, 2012 • Evanston, Ill.

For the second time this season, Northwestern took a ranked Michigan squad to overtime but came up short in the end. A trio of 3-pointers to open the extra session lifted the Wolverines to a 67-55 victory at Welsh-Ryan Arena. After the squads battled to a 49-49 deadlock through regulation this time around, Michigan got triples from Trey Burke, Zack Novak and Stu Douglass to give the guests a nine-point lead three minutes into the extra period and the Wildcats could never recover. Northwestern started the game in a 10-3 hole, but battled back by scoring 10 of the next 12 points, capped by a trey by Shurna that got the Wildcats within 13-12. The Wolverines would extend their lead back up to 19-13 before NU took control, closing the half on an 18-5 run over the final 9:19 to take a 31-24 lead at the break. The Wildcats managed only four points over the opening 8:39 of the half, but still held a two-point lead as Michigan tallied only nine points over the span. The teams would battle back and forth throughout the remainder of regulation as neither team held more than a four-point advantage. Michigan held a 43-42 lead until Hearn drilled a 3-pointer to put the 'Cats up by two with 3:38 left. Northwestern got a stop on the other end before Shurna scored his first points of the half on a difficult bucket with 2:42 remaining to push the lead to four. But Burke responded with a crucial 3-pointer to cut the visitors' deficit to one. Shurna then scored again on an other tough bucket to extend NU's lead back to three, but Tim Hardaway Jr. tied the game with another big triple to tie the game with 1:41 left. Neither team would score through the remainder of regulation before Michigan took over in the extra period.

Michigan 67 • 21-7, 11-4

#	Player	Total		3-Ptr		Rebounds			PF	TP	A	TO	Blk	Stl	Min
		FG	FGA	FG	FGA	FT	FTA	Off							
52	Morgan, Jordan	f	2-5	0-0	0-0	3	4	7	3	4	0	0	0	1	21
0	Novak, Zack	g	1-5	1-4	4-4	3	2	5	3	7	3	2	0	0	31
1	Douglass, Stu	g	4-9	4-7	0-0	0	1	1	12	5	1	0	1	4	43
10	Hardaway Jr, Tim	g	4-12	2-9	4-10	2	3	5	14	1	1	3	0	38	
3	Burke, Trey	g	6-16	4-12	3-4	0	6	2	19	4	2	0	2	45	
13	Vogrich, Matt	g	3-7	3-6	0-0	0	1	2	9	2	0	1	0	18	
22	McLimans, Blake	g	0-0	0-0	0-0	0	0	0	2	0	0	0	1	11	
23	Smotrycz, Evan	g	1-2	0-0	0-0	1	4	5	3	2	0	0	0	15	
45	Christian, Colton	g	0-0	0-0	0-0	0	0	0	0	0	0	0	0	3	
Team						5	5	5							
Totals			21-56	14-38	11-18	14	21	35	17	67	15	7	6	4	225

FG % 1st Half: 8-24 33.3% 2nd half: 10-27 37.0% OT: 3-5 60.0% Game: 21-56 45.7%
 3FG % 1st Half: 6-16 37.5% 2nd half: 5-17 29.4% OT: 3-5 60.0% Game: 14-38 36.8%
 FT % 1st Half: 2-3 66.7% 2nd half: 0-4 0.0% OT: 9-11 81.8% Game: 11-18 61.1%

Score by periods	1st	2nd	OT	Total
Michigan	24	25	18	67
Northwestern	31	18	6	55

Officials: John Higgins, Bo Boroski, Tim Clougherty
 Technical fouls: Michigan-None. Northwestern-None.
 Attendance: 8,117

Points	In	Off	2nd	Fast	Bench
MICH	10	17	15	2	11
NU	32	7	8	2	14

2011-12 GAME RECAPS

Game 28

NU 67, Penn State 66

Feb. 25, 2012 • University Park, Pa.

John Shurna hit two free throws with 2.6 seconds remaining to lift Northwestern to a 67-66 win over Penn State at Bryce Jordan Center. Shurna paced the Wildcats with 23 points to go along with six assists and five blocked shots. With the hosts leading by one, Jon Graham was fouled with 14.1 seconds left. He would miss both free throw attempts, though, and Shurna grabbed the rebound. NU pushed the ball into the front court and got it to Shurna in the post and Graham was called for a shooting foul. Shurna made the first to tie it and after a timeout connected on the second attempt as well. Northwestern did most of its work from the perimeter in the contest, making 15 of 29 3-point field goal attempts. Penn State jumped out to an 18-10 lead, but the Wildcats would respond by going on a 15-2 run to surge in front 25-20. PSU would creep back within two behind six straight points from Tim Frazier, but 3-pointers down the stretch from Alex Marcotullio and JerShon Cobb helped Northwestern take a 34-28 lead at the break. Shurna connected on a long triple from the top of the key and then scored on a transition layup to give Northwestern a 43-34 lead with 15 minutes left. The Nittany Lions refused to go away, though, as Frazier scored eight points during an 18-6 run, capped by a triple by Cameron Woodyard, that put the hosts in front 52-49 with 8:39 left. With the game tied at 63, Shurna put NU back in front with a jumper in the lane with 3:17 to go before Frazier scored on a three-point play on the other end. Neither team would be able to score the rest of the way until Shurna's decisive free throws.

Northwestern 67 • 17-11, 7-9

#	Player	Total		3-Ptr		Rebounds			PF	TP	A	TO	Blk	Stl	Min
		FG	FGA	FG	FGA	FT	FTA	Off							
01	Crawford, Drew	f	4-9	4-5	1-2	3	6	9	2	13	1	2	0	0	34
24	Shurna, John	f	7-17	3-9	6-8	0	2	2	0	23	6	0	5	2	39
03	Sobolewski, Dave	g	3-8	1-3	1-1	0	1	1	4	8	2	2	0	0	36
11	Hearn, Reggie	g	2-5	2-4	0-1	1	2	3	2	6	1	2	0	3	35
23	Cobb, JerShon	g	2-4	1-2	0-0	0	1	1	2	5	2	1	0	3	23
06	Marcotullio, Alex	g	4-7	4-6	0-0	0	1	1	1	12	0	1	1	0	24
30	Curletti, Davide	g	0-0	0-0	0-0	0	1	1	2	3	1	0	0	9	
Team						1	3	4			1				
Totals			22-50	15-29	8-12	5	17	22	13	67	15	10	6	8	200

FG % 1st Half: 11-23 47.8% 2nd half: 11-27 40.7% Game: 22-50 44.0%
 3FG % 1st Half: 8-16 50.0% 2nd half: 7-13 53.8% Game: 15-29 51.7%
 FT % 1st Half: 4-8 50.0% 2nd half: 4-4 100.0% Game: 8-12 66.7%

Penn State 66 • 12-17, 4-12

#	Player	Total		3-Ptr		Rebounds			PF	TP	A	TO	Blk	Stl	Min
		FG	FGA	FG	FGA	FT	FTA	Off							
25	Graham, Jon	f	5-6	0-0	0-2	1	2	3	4	10	0	1	0	1	19
43	Travis, Ross	f	5-8	0-0	0-0	4	5	9	3	10	1	3	0	1	31
20	Colella, Nick	g	1-5	0-4	0-0	0	4	4	1	2	1	1	0	0	24
23	Frazier, Tim	g	9-17	1-2	4-4	1	0	1	2	23	8	1	0	1	39
24	Woodyard, Cammeron	g	3-8	2-3	0-0	2	5	7	2	14	2	4	2	4	40
03	Lewis, Trey	g	0-1	0-1	0-0	0	0	0	0	0	0	1	0	0	5
05	Glover, Matt	g	0-1	0-1	0-2	2	3	5	2	0	1	2	0	1	9
11	Marshall, Jermaine	g	4-9	0-3	0-0	2	5	7	2	8	3	2	0	0	23
21	Borovnjak, Sasa	g	2-2	0-0	1-1	0	0	0	1	5	0	0	0	1	13
Team						1	2	3							
Totals			29-57	3-14	5-9	12	25	37	15	66	15	12	0	5	200

FG % 1st Half: 12-29 41.4% 2nd half: 17-28 60.7% Game: 29-57 50.9%
 3FG % 1st Half: 1-9 11.1% 2nd half: 2-5 40.0% Game: 3-14 21.4%
 FT % 1st Half: 3-5 60.0% 2nd half: 2-4 50.0% Game: 5-9 55.6%

Officials: Gene Statore, Wally Rutkecki, Ron Tyburski
 Technical fouls: Northwestern-None. Penn State-None.
 Attendance: 8513

Score by periods	1st	2nd	Total
Northwestern	34	33	67
Penn State	28	38	66

Points	In	Off	2nd	Fast	Bench
NU	40	12	11	6	13
PSU	40	12	11	6	13

Game 29

#10 Ohio State 75, NU 73

Feb. 29, 2012 • Evanston, Ill.

Northwestern rallied from 12 points down with under six minutes left to tie the game, but No. 10 Ohio State edged the 'Cats, 75-73, in the closing seconds. An Alex Marcotullio 3-pointer tied the game at 73-73 with 7.7 seconds remaining. However, Jared Sullinger scored the winning bucket with 3.1 seconds left and John Shurna's attempt from just inside halfcourt bounced off the front of the rim. Ohio State connected on its first six field goal attempts in the contest as it jumped out to an 18-8 lead. With his team trailing by 12, 30-18, with just under five minutes left, Shurna caught fire, hitting a trio of 3-pointers the rest of the period to keep NU within 39-29 at the half. Trailing by 12 with 5:39 left, Marcotullio started the comeback with a 3-pointer and Shurna connected on a pair of free throw to make it 70-63 with 4:47 remaining. Coming out of the final media timeout, Reggie Hearn scored on a layup to make it a five-point game. Deshaun Thomas pushed the Buckeyes' lead back to eight with a triple, but Dave Sobolewski answered with one of his own out of the corner to make it 73-68. JerShon Cobb was fouled with 47.1 seconds to go and hit two from the charity stripe to get Northwestern within three. NU then forced a turnover and Hearn missed a jumper, but Cobb came up with a huge steal to give the Wildcats another chance. Marcotullio's triple following a timeout tied the game, but Sullinger had the answer off a feed from Aaron Craft.

Ohio State 75 • 24-6, 12-5

#	Player	Total		3-Ptr		Rebounds			PF	TP	A	TO	Blk	Stl	Min
		FG	FGA	FG	FGA	FT	FTA	Off							
0	Sullinger, Jared	f	8-15	0-0	6-8	11	7	18	3	22	3	4	2	0	37
1	Thomas, Deshaun	f	8-15	2-5	1-1	4	6	10	2	19	2	1	0	1	40
32	Smith Jr., Lenzelle	g	4-8	0-3	4-6	1	2	3	3	12	7	2	0	0	33
4	Craft, Aaron	g	5-7	4-5	0-0	0	2	2	3	19	2	4	2	4	40
44	Buford, William	g	3-10	0-4	0-0	2	4	6	3	6	4	1	0	0	27
12	Thompson, Sam	g	1-2	0-1	0-1	0	2	2	2	2	1	2	0	0	16
3	Scott, Shannon	g	0-1	0-1	0-0	0	1	1	2	0	1	1	0	0	4
30	Ravanel, Evan	g	0-0	0-0	0-0	0	0	0	0	0	0	1	0	0	3
Team						2	2	2							
Totals			29-58	6-19	11-16	20	24	44	17	75	20	16	4	5	200

FG % 1st Half: 16-27 59.3% 2nd half: 13-31 41.9% Game: 29-58 50.0%
 3FG % 1st Half: 2-7 28.6% 2nd half: 4-12 33.3% Game: 6-19 31.6%
 FT % 1st Half: 5-7 71.4% 2nd half: 6-9 66.7% Game: 11-16 68.8%

Northwestern 73 • 17-12, 7-10

#	Player	Total		3-Ptr		Rebounds			PF	TP	A	TO	Blk	Stl	Min
		FG	FGA	FG	FGA	FT	FTA	Off							
1	Crawford, Drew	f	9-11	4-6	1-5	0	4	4	2	23	3	0	0	1	27
1	Shurna, John	f	7-19	4-10	4-4	2	1	3	2	22	3	0	0	0	39
11	Hearn, Reggie	g	4-8	1-3	0-0	1	0	1	4	9	5	1	0	1	31
23	Cobb, JerShon	g	1-3	1-2	3-4	0	3	0	0	6	1	2	1	2	25
3	Sobolewski, Dave	g	2-3	1-2	0-0	0	0	0	0	5	3	3	0	2	34
15	Fruendt, Nick	g	0-0	0-0	0-0	0	0	0	0	0	0	0	0	0	2
3	Curletti, Davide	g	1-3	0-0	0-0	1	1	2	3	3	2	3	0	0	21
4	Marcotullio, Alex	g	2-5	2-4	0-0	0	0	0	0	6	3	1	1	0	21
Team						1	2	3							
Totals			26-52	13-27	8-13	6	12	18	15	73	21	7	2	7	200

FG % 1st Half: 11-26 42.3% 2nd half: 15-26 57.7% Game: 26-52 50.0%
 3FG % 1st Half: 7-16 43.8% 2nd half: 6-11 54.5% Game: 13-27 48.1%
 FT % 1st Half: 0-1 0.0% 2nd half: 6-12 66.7% Game: 6-13 61.5%

Officials: Mike Sanzone, Ed Hightower, Ray Perone
 Technical fouls: Ohio State-None. Northwestern-None.
 Attendance: 8117

Score by periods	1st	2nd	Total
Ohio State	39	36	75
Northwestern	29	44	73

Points	In	Off	2nd	Fast	Bench
OSU	38	6	20	9	2
NU	24	21	7	0	2

Game 30

NU 70, Iowa 66

March 3, 2012 • Iowa City, Iowa

A 27-5 first-half run helped turn a 15-point deficit into a seven-point lead as Northwestern held off Iowa for a 70-66 win at Carver-Hawkeye Arena. Drew Crawford led the way, posting 18 points, seven rebounds and five steals. Northwestern led 7-5 early on, but the Wildcats' shooting struggles caught up to them. NU connected on just two of its first 15 field goal attempts as Iowa went on a 15-0 run to surge in front 20-7. Trailing 28-13 with 9:27 left, Crawford started the comeback with a 3-pointer. A steal by Crawford led to a layup by Cobb that get the Wildcats within 10. The teams traded baskets before Alex Marcotullio drilled a long triple from the right wing to make it a seven-point game. The deficit was 10 with under five minutes left when a 19-2 run to close the half completely turned the game around. NU took a 42-35 lead at the break, thanks in large part to forcing 13 Iowa turnovers over the opening 20 minutes of play. NU's lead was 10 when Iowa rattled off three straight baskets to make it four-point game with 8:34 left. Baskets by Hearn and Crawford pushed the lead back up to eight, but Iowa continued to hang around. The advantage was five with two minutes remaining when Gatens drilled an open 3-pointer to get the Hawkeyes within two. Sobolewski hit two from the free throw line with 16.9 seconds left to push the advantage to four, but Bryce Cartwright scored on the other end to make it 68-66. John Shurna missed the front end of the bonus and the Hawkeyes rebounded with a chance to tie or take the lead. Josh Oglesby got loose for a 3-point try, but it barely missed and Northwestern got the rebound. Marcotullio converted on a pair from the charity stripe with 2.0 seconds remaining to seal the win.

Northwestern 70 • 18-12, 8-10

#	Player	Total		3-Ptr		Rebounds			PF	TP	A	TO	Blk	Stl	Min
		FG	FGA	FG	FGA	FT	FTA	Off							
01	Crawford, Drew	f	5-15	2-7	6-7	6	1	7	2	18	0	3	0	5	38
23	Cobb, JerShon	f	6-11	1-4	0-1	0	0	0	1	13	3	1	0	1	29
24	Shurna, John	f	4-11	1-4	0-2	0	3	3	2	9	3	2	0	1	33
03	Sobolewski, Dave	g	1-5	0-0	7-7	1	1	2	3	3	2	3	0	0	35
11	Hearn, Reggie	g	4-8	0-1	1-2	1	5	6	5	9	1	0	0	2	25
06	Marcotullio, Alex	g	1-2	1-1	2-2	1	1	2	3	5	0	1	0	1	15
15	Fruendt, Nick	g	0-0	0-0	0-0	0	0	0	0	0	0	0	0	1	3
30	Curletti, Davide	g	3-5	0-0	1-2	4	0	4	1	7	2	0	0	0	22
Team						1	2	3							
Totals			24-57	5-17	17-23	14	13	27	17	70	11	10	0	11	200

FG % 1st Half: 14-33 42.4% 2nd half: 10-24 41.7% Game: 24-57 42.1%
 3FG % 1st Half: 3-11 27.3% 2nd half: 2-6 33.3% Game: 5-17 29.4%
 FT % 1st Half: 11-13 84.6% 2nd half: 6-10 60.0% Game: 17-23 73.9%

Iowa 66 • 16-15, 8-10

#	Player	Total		3-Ptr		Rebounds			PF	TP	A	TO	Blk	Stl	Min
		FG	FGA	FG	FGA	FT	FTA	Off							
15	McCabe, Zach	f	1-4	0-1	4-6	1	5	6	5	6	1	3	1	0	22
30	White, Aaron	f	4-5	1-2	5-7	0	3	3	4	14	1	1	0	0	31
04	Marble, Roy Devyn	g	4-7	1-2	2-2	0	1	1	2	11	0	4	1	1	30
05	Gatens, Matt	g	6-12	2-7	3-3										

2011-12 GAME RECAPS



Game 31 Minnesota 75, NU 68 (OT) March 8, 2012 • Indianapolis, Ind.

JerShon Cobb posted 24 points and eight rebounds and John Shurna added 21 points, but Northwestern was out-scored 14-7 in overtime as it was eliminated from the Big Ten tournament with a 75-68 loss to Minnesota. NU led 61-57 with 4:06 remaining in regulation following four straight points by Cobb, but the Wildcats were unable to score again in the second half. Julian Welch scored with 2:29 left before Andre Hollins scored on a layup with 55.2 seconds left to tie the game. In the OT, Welch's triple gave Minnesota a 65-62 lead with 3:41 left. Cobb scored on a put-back to cut the deficit to one, but Austin Hollins hit a trey to make it a four-point game. Two free throws by Davide Curletti preceded one make from Chip Armelin. Reggie Hearn connected on two from the charity stripe with 1:22 to go, but Andre Hollins scored in the lane and NU turned it over on its next possession. A dunk by Rodney Williams extended the Gophers' lead to five with 19.7 seconds to go to seal it. Minnesota rode the hot hand of Andre Hollins early on. He scored 13 of his team's first 15 points as the Gophers jumped out to an early 10-point lead. A pair of 3-pointers by Shurna triggered an 11-0 run that gave NU a 19-17 edge. Northwestern would eventually take a 36-34 lead at the break. Minnesota jumped out to a 45-40 lead with just over 14 minutes remaining, but the game was tied at 50 apiece when Alex Marcotullio put the 'Cats in front with a triple. The Gophers would tie the game at 57 before the Wildcats got four straight from Cobb to go up four with just over four minutes left, but NU was unable to close it out in regulation.

Minnesota 75 • 19-13

#	Player	Total		3-Ptr		Rebounds		PF	TP	A	T	Bk	Stl	Min
		FG	FGA	FG	FGA	FT	FTA							
01	HOLLINS, Andre	* 10-17	5-10	0-0	0	5	5	2	25	0	1	1	0	37
11	Coleman, Joe	* 2-5	0-0	0-0	2	5	7	2	4	2	3	1	1	23
20	Hollins, Austin	* 5-9	2-5	0-0	1	6	7	3	12	6	4	0	1	41
33	Williams, Rodney	* 5-13	1-3	1-2	1	5	6	4	12	2	1	1	3	41
55	Eliason, Elliott	* 2-5	0-0	0-0	6	4	10	4	4	2	0	1	0	29
60	Welch, Julian	4-7	3-6	0-0	2	1	3	2	11	2	3	0	1	30
10	Osenieks, Oto	0-0	0-0	0-0	0	0	0	0	0	0	0	0	0	1
13	Ahanmisi, Maverick	0-0	0-0	0-0	0	0	0	0	0	1	1	0	0	8
23	Armelin, Chip	1-6	0-2	4-6	1	2	3	1	6	1	0	0	0	15
30	Ingram, Andre	0-0	0-0	0-0	0	0	0	0	1	0	0	0	0	8
	Team				0	3	3							
	Totals	29-62	11-26	6-10	13	31	44	18	75	15	14	4	6	225

FG % 1st Half: 13-29 44.8%	2nd half: 12-26 46.2%	OT: 4-7 57.1%	Game: 29-62 46.8%	Deadball
3FG % 1st Half: 7-15 46.7%	2nd half: 2-9 22.2%	OT: 2-2 100.0%	Game: 11-26 42.3%	Rebounds
FT % 1st Half: 1-2 50.0%	2nd half: 1-2 50.0%	OT: 4-6 66.7%	Game: 6-10 60.0%	3

Northwestern 68 • 18-13

#	Player	Total		3-Ptr		Rebounds		PF	TP	A	T	Bk	Stl	Min
		FG	FGA	FG	FGA	FT	FTA							
01	CRAWFORD, Drew	* 2-11	0-3	4-4	1	6	7	2	8	3	1	1	5	42
03	SOBOWLEWSKI, Dave	* 0-6	0-4	2-4	0	3	3	4	2	6	3	0	1	42
11	Hearn, Reggie	* 1-7	1-4	2-2	1	0	1	3	5	0	0	0	3	28
23	Cobb, JerShon	* 8-12	3-3	5-5	3	5	8	2	24	0	3	0	2	36
24	Shurna, John	* 7-16	5-8	2-4	0	3	3	0	21	1	0	2	0	45
04	MARCOTULLIO, Alex	2-4	2-4	0-0	0	1	1	3	6	1	0	0	0	17
30	Curletti, Davide	0-1	0-0	2-2	0	1	1	0	2	0	0	0	1	15
	Team				3	2	5							
	Totals	20-57	11-26	17-21	8	21	29	14	68	11	8	3	12	225

FG % 1st Half: 12-30 40.0%	2nd half: 7-21 33.3%	OT: 1-6 16.7%	Game: 20-57 35.1%	Deadball
3FG % 1st Half: 9-15 60.0%	2nd half: 4-10 40.0%	OT: 0-1 0.0%	Game: 11-26 42.3%	Rebounds
FT % 1st Half: 3-3 100.0%	2nd half: 9-10 90.0%	OT: 5-8 62.5%	Game: 17-21 81.0%	2

Officials: Terry Wymer, Lamont Simpson & Bill Ek
Technical fouls: Minnesota-None. Northwestern-None.
Attendance:

Score by periods	1st	2nd	OT	Total
Minnesota	34	27	14	75
Northwestern	36	25	7	68

Points	In	Off	2nd	Fast	Bench
MINN	24	8	11	9	18
NU	12	12	8	4	8

Game 32 NU 76, Akron 74 March 13, 2012 • Evanston, Ill.

Drew Crawford scored a game-high 27 points and John Shurna had a double-double with 23 points and 11 rebounds to go along with seven assists as Northwestern held off Akron for a 76-74 win in the opening round of the National Invitation Tournament. With his jumper with 6:25 left in the first half, Shurna became just the 27th Big Ten player to exceed the 2,000 career-point mark. Crawford lit up the court late in the first half, connecting on 8-of-10 field goals, including two from distance, to log 16 of the Wildcats' final 20 points heading into halftime. NU led by as many as 15 points in the opening stanza, but the Zips scored the last seven points to close to within 42-34 at the break. Crawford picked up the second half right where he left off and knocked down another 3-pointer, but things went cold for the Wildcats, who remained scoreless for the next seven minutes. Akron used an early 9-0 run to sneak its way back into the game and eventually took a 51-49 lead with 12:54 left in the game. The two squads battled back-and-forth through much of the second stanza, but a 3-pointer by Shurna gave the Wildcats another three-point advantage with 1:33 left. Akron had the ball down by three in the closing seconds when NU opted to put the Zips on the charity stripe with 3.7 seconds to go. Quincy Diggs made the first free throw before missing the second intentionally. Akron got the ball out of bounds with 3.5 seconds left, but Alex Abreu's potential game-winning 3-pointer at the buzzer was off the mark.

Akron 74 • 22-12

#	Player	Total		3-Ptr		Rebounds		PF	TP	A	T	Bk	Stl	Min
		FG	FGA	FG	FGA	FT	FTA							
13	CVETINOVIC, Nikola	f 5-12	0-1	0-0	4	1	5	1	10	2	1	0	0	30
23	GILLIAM, Chauncey	f 5-5	2-2	0-1	0	2	2	1	12	1	2	0	0	25
44	MARSHALL, Zeke	c 8-10	0-0	1-1	1	6	7	2	17	0	0	1	1	26
11	ABREU, Alex	c 2-8	0-3	0-0	1	4	5	4	10	3	0	0	0	38
2	WALSH, Brian	g 2-9	1-7	4-5	2	3	5	3	1	1	0	0	0	30
1	TREADWELL, Demetrius	0-4	0-0	0-0	1	2	3	1	0	1	2	1	0	15
10	HARNEY, Nick	2-4	0-0	0-0	0	2	2	1	4	2	2	0	2	8
22	DIGGS, Quincy	6-13	3-5	3-4	4	2	6	0	18	3	1	0	1	26
5	McCLANAHAN, Brett	0-2	0-1	0-0	0	1	1	0	0	0	0	0	0	2
	Team				6	3	9							
	Totals	30-67	61-89	8-11	19	26	45	13	74	20	12	2	4	200

FG % 1st Half: 15-37 40.5%	2nd half: 15-30 50.0%	Game: 30-67 44.8%	Deadball
3FG % 1st Half: 2-8 25.0%	2nd half: 4-11 36.4%	Game: 6-19 31.6%	Rebounds
FT % 1st Half: 2-3 66.7%	2nd half: 6-8 75.0%	Game: 8-11 72.7%	0

Northwestern 76 • 19-13

#	Player	Total		3-Ptr		Rebounds		PF	TP	A	T	Bk	Stl	Min
		FG	FGA	FG	FGA	FT	FTA							
1	Crawford, Drew	f 10-15	3-7	4-5	2	5	7	2	27	4	1	0	1	36
11	Hearn, Reggie	f 2-5	0-1	0-0	3	1	4	2	4	3	0	0	0	23
24	Shurna, John	f 8-22	5-11	2-3	4	7	11	4	23	7	2	2	1	40
23	Cobb, JerShon	g 8-10	1-2	2-2	0	3	3	0	19	1	2	0	1	29
3	Sobolewski, Dave	g 0-1	0-2	0-1	0	1	1	2	0	5	1	0	0	32
15	Fruendt, Nick	0-1	0-0	0-0	0	0	0	0	0	0	0	0	0	3
30	Curletti, Davide	0-2	0-0	0-0	0	1	1	0	0	2	0	0	0	10
4	Marcotullio, Alex	1-4	1-3	0-0	0	2	2	1	3	2	0	1	3	27
	Team				1	1	2							
	Totals	29-62	10-27	8-11	10	21	31	12	76	25	6	5	6	200

FG % 1st Half: 17-30 56.7%	2nd half: 12-32 37.5%	Game: 29-62 46.8%	Deadball
3FG % 1st Half: 5-11 45.5%	2nd half: 5-16 31.3%	Game: 10-27 37.0%	Rebounds
FT % 1st Half: 3-4 75.0%	2nd half: 5-7 71.4%	Game: 8-11 72.7%	0

Officials: Jim Burr, Gene Strosore, Jeff Clark
Technical fouls: Akron-None. Northwestern-None.
Attendance: 2319

Score by periods	1st	2nd	Total
Akron	34	40	74
Northwestern	42	34	76

Points	In	Off	2nd	Fast	Bench
AKRON	40	9	12	6	22
NU	22	17	14	2	3

Game 33 Washington 76, NU 55 March 16, 2012 • Seattle, Wash.

A big run to start the second half by Washington was too much for Northwestern to overcome as the Wildcats saw their season come to an end with a 76-55 loss in the second round of the National Invitation Tournament. John Shurna led NU with 24 points in his final collegiate game. Washington held a 9-6 lead early on, but a pair of free throws by JerShon Cobb preceded 3-pointers by Drew Crawford, Alex Marcotullio and Shurna as the Wildcats went on an 11-0 run to take a 17-9 lead just over eight minutes into the contest. The Huskies' run would ultimately be 23-6 as the hosts surged in front 32-23 with 6:30 left in the opening stanza. Reggie Hearn would get the Wildcats a much-needed bucket on a drive to the rack before Shurna drilled a transition trey, his third of the half, to get NU back within 32-28 with four minutes left in the period. Washington would push its advantage back up to nine before Hearn scored just before the first-half buzzer to get the 'Cats within 39-32 at the break. Washington quickly extended its lead early in the second half as Terrence Ross hit three 3-pointers in the first four minutes of play to give the hosts a 52-33 lead. After making just five of 21 3-point tries in the first half, the Huskies made six of their first seven over the first 10 minutes of the second stanza to help distance themselves from the Wildcats. Northwestern was never able to make a serious run to get back in the contest as it shot just 21.9 percent from the field after the break.

Northwestern 55 • 19-14

#	Player	Total		3-Ptr		Rebounds		PF	TP	A	T	Bk	Stl	Min
		FG	FGA	FG	FGA	FT	FTA							
1	Crawford, Drew	f 2-6	1-2	0-0	0	4	4	2	5	1	2	0	0	30
24	Shurna, John	f 6-12	5-7	7-9	3	6	9	1	11	0	1	4	1	36
11	Hearn, Reggie	g 3-11	0-6	0-0	1	3	4	6	2	1	4	0	32	
23	Cobb, JerShon	g 3-8	0-1	2-3	0	3	3	2	8	2	2	0	1	28
3	Sobolewski, Dave	g 0-3	0-2	1-3	2	3	4	1	4	1	4	0	0	24
13	Montgomery, James	0-1	0-0	0-2	0	2	2	0	0	0	0	0	0	2
15	Fruendt, Nick	0-3	0-2	0-0	0	0	0	0	0	0	0	0	1	10
2	Jimenez, Omar	0-0	0-0	0-0	0	0	0	0	0	0	0	0	0	2
30	Curletti, Davide	0-1	0-0	0-0	0	1	1	1	0	1	2	0	1	16
4	Marcotullio, Alex	4-6	3-4	0-0	1	0	1	1	11	0	2	0	3	20
	Team				1	1	2							
	Totals	18-51	9-24	10-17	9	17	26	15	55	12	15	5	0	200

FG % 1st Half: 11-19 57.9%	2nd half: 7-32 21.9%	Game: 18-51 35.3%	Deadball
3FG % 1st Half: 5-8 62.5%	2nd half: 7-16 43.8%	Game: 9-24 37.5%	Rebounds
FT % 1st Half: 5-9 55.6%	2nd half: 5-8 62.5%	Game: 10-17 58.8%	4

Washington 76 • 23-10

#	Player	Total		3-Ptr		Rebounds		PF	TP	A	T	Bk	Stl	Min
		FG	FGA	FG	FGA	FT	FTA							



RECORD BOOK

INDIVIDUAL RECORDS	72
TEAM RECORDS.....	73
INDIVIDUAL CAREER RECORDS	74-75
INDIVIDUAL SEASON RECORDS.....	76-77
INDIVIDUAL GAME RECORDS.....	78-79
TEAM GAME RECORDS	80
TEAM SEASON RECORDS	81
YEAR-BY-YEAR LEADERS.....	82-85
WELSH-RYAN ARENA RECORDS.....	86
CARMODY-ERA RECORDS	87





INDIVIDUAL RECORDS

Points

Game: 49, Rich Falk vs. Iowa, 2/24/64

Season: 661, John Shurna, 2012

Career: 2,038, John Shurna, 2009-12

Points Per Game

Season: 24.3, Dale Kelley, 1970

Career: 19.9, Joe Ruklick, 1957-59

Games Scoring At Least 40 Points

Season: 1, Rich Falk, 1964; Rick Lopossa, 1964; Joe Ruklick, 1959

Career: 1, Rich Falk, 1962-64; Rick Lopossa, 1962-64; Joe Ruklick, 1957-59

Consecutive Games Scoring in Double Figures

Season: 27, Evan Eschmeyer, 1997-98

Career: 41, Evan Eschmeyer, 1995-99

Field Goals Made

Game: 19, Rich Falk vs. Iowa, 2/24/64

Season: 228, John Shurna, 2012

Career: 768, Billy McKinney, 1974-77

Field Goal Attempts

Game: 38, Rich Falk vs. Iowa, 2/24/64

Season: 512, Dick Mast, 1956

Career: 1,645, Billy McKinney, 1974-77

Field Goal Percentage

Game: .923 (12-13), Evan Eschmeyer vs. DePaul, 12/6/97

Season: .613, Evan Eschmeyer, 1997

Career: .595, Evan Eschmeyer, 1995-99

Three-Point Field Goals Made

Game: 9, Craig Moore at Brown, 11/22/08;

9, John Shurna vs. Eastern Ill., 12/18/11

Season: 110, Craig Moore, 2009

Career: 320, Craig Moore, 2005-09

Three-Point Field Goal Attempts

Game: 18, Craig Moore at Iowa, 2/7/09

Season: 271, Craig Moore, 2009

Career: 845, Craig Moore, 2005-09

Three-Point Field Goal Percentage

Game: 1.000, Todd Leslie (6-6) vs. Saint Louis, 12/22/90

Season: .525, Rob Ross, 1989

Career: .446, Todd Leslie, 1989-94

Free Throws Made

Game: 17, Evan Eschmeyer vs. Penn State, 2/8/98;

17, Shon Morris vs. Northern Arizona, 12/29/87;

17, Geno Carlisle at Wisconsin, 2/21/96

Season: 208, Evan Eschmeyer, 1998-99

Career: 563, Evan Eschmeyer, 1995-99

Consecutive Free Throws Made

37, Michael Thompson, 2011

Free Throw Attempts

Game: 22, Evan Eschmeyer vs. Minnesota, 1/7/98;

22, Evan Eschmeyer vs. Penn State, 2/8/98;

22, Joe Ruklick vs. Detroit, 12/29/56

Season: 302, Evan Eschmeyer, 1998

Career: 859, Evan Eschmeyer, 1995-99

Free Throw Percentage

Season: .900, Jim Stack, 1981

Career: .862, Jeff Grose, 1986-89

Rebounds

Game: 29, Jim Pitts vs. Indiana, 2/13/65

Season: 321, Jim Pitts, 1966

Career: 995, Evan Eschmeyer, 1995-99

Rebounds Per Game

Season: 13.9, Joe Ruklick, 1958

Career: 13.3, Jim Pitts, 1964-66

Assists

Game: 14, Patrick Baldwin vs. Youngstown State, 12/5/92

Season: 157, Tim Doyle, 2007

Career: 528, Michael Thompson, 2008-11

Steals

Game: 9, Patrick Baldwin vs. Oakland, 11/27/90

Season: 90, Patrick Baldwin, 1991

Career: 272, Patrick Baldwin, 1990-94

Blocked Shots

Game: 10, Jim Pitts vs. Purdue, 1966

Season: 123, Jim Pitts, 1966

Career: 133, Kevin Rankin, 1990-94



JIM PITTS recorded the first triple-double in Northwestern history Jan. 8, 1966. He posted 23 points, 14 rebounds and a school-record 10 blocked shots in a 111-97 home win over Purdue.



SINGLE GAME

Most Points

121 vs. Tulane, 12/19/66

Most Points in NU Loss

(Regulation)

116 vs. Kentucky, 12/10/66 (L, 118-116)

Most Points, Both Teams

237 vs. Tulane, 12/19/66 (W, 121-116)

Fewest Points Allowed

(Since 1950): 31 by SIU-Edwardsville, 12/1/82

(Before 1950): 9 by Minnesota, 2/20/22

Fewest Points, Both Teams

(Since 1950): 76 vs. Notre Dame, 12/7/83

(W, 40-36 - OT)

(Before 1950): 23 vs. Iowa, 2/20/26

(L, 12-11)

Biggest NU Winning Margin

(Since 1950): 56 vs. Chicago, 11/26/88

(101-45)

(Before 1950): 57 vs. Chicago, 1/14/44

(77-20)

Most Field Goals

50 vs. Kentucky, 12/10/66

50 vs. Ball State, 12/5/66

Most Field Goal Attempts

102 vs. Western Illinois, 12/18/72

Highest Field Goal Percentage

.702 vs. Troy State, 12/2/97

Most 3-Point Field Goals

20 vs. Mississippi Valley State, 12/2/11

20 vs. North Carolina A&T, 12/13/09

Most 3-Point Field Goals Attempted

47 vs. North Carolina A&T, 12/13/09

47 at Illinois, 12/30/09

Highest 3-Point Field Goal Percentage

(Min. 10 made): .733 vs. Utah, 12/21/06

Most Free Throws Made

40 vs. Detroit, 12/29/56

Most Free Throw Attempts

56 vs. Detroit, 12/29/56

Highest Free Throw Percentage

(Min. 20 made): 1.000 vs. Michigan State,

1/27/77 (24-24)

(Min. 30 made): .949 vs. Michigan State,

1/10/70 (37-39)

Most Rebounds

72 vs. Western Illinois, 12/18/72

72 vs. Ball State, 12/5/66

SINGLE SEASON

Most Points

2,441, 2011

Average Points Per Game

91.3, 1967

Most Games at Least 100 Points

6, 1967

Most Consecutive Games at Least 100 Points

3, 1967

Lowest Average Per Game Allowed

(Since 1950): 56.8, 1984

Highest Average Scoring Margin

+4.7, 1959

Most Field Goals Made

853, 2011

Most Field Goals Made Per Game

34.9, 1967

Most Field Goal Attempts

1,897, 2011

Most Field Goal Attempts Per Game

78.9, 1958

Highest Field Goal Percentage

.486, 1989

Most 3-Point Field Goals Made

319, 2011

Most 3-Point Field Goals Made Per Game

9.4, 2011

Most 3-Point Field Goal Attempts

887, 2010

Most 3-Point Field Goal Attempts Per Game

26.1, 2010

Highest 3-Point Field Goal Percentage

.446, 1990

Most Free Throws

541, 1970

Most Free Throws Made Per Game

22.7, 1953

Most Free Throw Attempts

775, 1953

Most Free Throw Attempts Per Game

35.2, 1953

Highest Free Throw Percentage

.768, 1991

Most Rebounds

1,398, 1965

Most Rebounds Per Game

58.3, 1965

Most Assists

568, 2011

Most Steals

261, 2007

Most Blocked Shots

133, 2010

MISCELLANEOUS

Most Overtime Periods — Game

3 vs. Michigan, 1/26/80

3 vs. Michigan State, 2/23/80

Most Overtime Games — Season

4, 1984

Most Consecutive Victories

Total: 13, 1930-31

Single Season: 12, 1931

Most Victories in a Season

20, 2011

20, 2010

Most Consecutive Home Wins

12, 1933-34

Single Season: 11, 1933

McGaw Hall: 9, 1968

Most Consecutive Road Wins

7, 1931

Single Season: 7, 1931

CAREER RECORDS

Points

1. John Shurna, 2009-12	2,038
2. Billy McKinney, 1974-77	1,900
3. Evan Eschmeyer, 1995-99	1,805
4. Michael Thompson, 2008-11	1,689
5. Jim Stack, 1979-83	1,583
6. Vedran Vukusic, 2002-06	1,581
7. Kevin Rankin, 1991-94	1,575
8. Cedric Neloms, 1992-95	1,533
9. Jitim Young, 2001-04	1,521
10. Shon Morris, 1985-88	1,407
11. Jim Burns, 1965-67	1,368
12. Rod Roberson, 1978-81	1,347
13. Joe Ruklick, 1957-59	1,315
14. Dale Kelley, 1968-70	1,310
15. Craig Moore, 2006-09	1,294
16. Drew Crawford, 2010-present	1,283
17. Kevin Coble, 2007-09	1,203
18. Art Aaron, 1981-84	1,200
19. Patrick Baldwin, 1991-94	1,189
20. Todd Leslie, 1990-94	1,185

Scoring Average

1. Joe Ruklick, 1957-59	19.9
2. Dale Kelley, 1968-70	19.8
3. Jim Burns, 1965-67	19.5
4. Billy McKinney, 1974-77	18.6
5. Walker Lambiotte, 1989-90	17.4
6. Evan Eschmeyer, 1995-99	16.1
7. Geno Carlisle, 1994-96	15.8
8. John Shurna, 2009-12	15.7
Mark Sibley, 1971-73	15.7
Ray Ragelis, 1949-51	15.7

Field Goals

1. Billy McKinney, 1974-77	768
2. John Shurna, 2009-12	704
3. Jim Stack, 1979-83	623
4. Evan Eschmeyer, 1995-99	621
5. Michael Thompson, 2008-11	568
6. Vedran Vukusic, 2002-06	564
7. Kevin Rankin, 1991-94	553
8. Jitim Young, 2001-04	548
9. Jim Burns, 1965-67	522
10. Rod Roberson, 1978-81	521

Field Goal Attempts

1. Billy McKinney, 1974-77	1,645
2. John Shurna, 2009-12	1,509
3. Jim Stack, 1979-83	1,367
4. Michael Thompson, 2008-11	1,300
5. Jim Burns, 1965-67	1,284
6. Vedran Vukusic, 2002-06	1,179
7. Rod Roberson, 1978-81	1,172
8. Frank Ehmann, 1952-55	1,165
9. Jitim Young, 2001-04	1,163
10. Andre Goode, 1982-85	1,147

Field Goal Percentage

1. Evan Eschmeyer, 1995-99	.595
2. Paul Schultz, 1981-84	.541
3. Walker Lambiotte, 1989-90	.513
4. Brian Schwabe, 1986-90	.503
5. Bob Grady, 1979-82	.501
6. Kevin Rankin, 1991-94	.498
7. Phil Styles, 1988-89	.497
8. Jeff Ryan, 2007-present	.496
9. Rex Walters, 1989-90	.489
10. Shon Morris, 1985-88	.486

Three-Point Field Goals

1. Craig Moore, 2006-09	320
2. Michael Thompson, 2007-11	276
3. John Shurna, 2009-12	274
4. Vedran Vukusic, 2002-06	212
5. Todd Leslie, 1990-94	203
6. Winston Blake, 2000-03	200
7. Drew Crawford, 2010-present	165
8. Sean Wink, 1997-99	143
9. Kevin Coble, 2007-09	127
10. Jeff Grose, 1986-89	125

Three-Point FG Attempts

1. Craig Moore, 2006-09	845
2. John Shurna, 2009-12	684
3. Michael Thompson, 2008-11	675
4. Winston Blake, 2000-03	603
5. Vedran Vukusic, 2002-06	564

6. Drew Crawford, 2010-present	459
7. Todd Leslie, 1990-94	455
8. Jitim Young, 2001-04	354
9. Steve Lepore, 1998-2000	342
10. Sean Wink, 1997-99	338

Three-Point FG Percentage

(Minimum 40 Attempts)

1. Rob Ross, 1988-90	.483
2. Todd Leslie, 1989-94	.446
3. Rex Walters, 1989-90	.446
4. Phil Styles, 1988-89	.430
5. Sean Wink, 1997-99	.423
6. Michael Thompson, 2007-11	.409
7. Jeff Grose, 1986-89	.402
8. John Shurna, 2009-12	.401
9. Kevin Coble, 2007-09	.391
10. Craig Moore, 2006-09	.379

Free Throws

1. Evan Eschmeyer, 1995-99	563
2. Cedric Neloms, 1992-95	494
3. Kevin Rankin, 1991-94	458
4. Shon Morris, 1985-88	371
5. Billy McKinney, 1974-77	364
6. John Shurna, 2009-12	356
7. Joe Ruklick, 1957-59	345
8. Dale Kelley, 1968-70	342
9. Jim Stack, 1979-83	331
10. Jim Burns, 1965-67	324

Free Throw Attempts

1. Evan Eschmeyer, 1995-99	859
2. Cedric Neloms, 1992-95	676
3. Kevin Rankin, 1991-94	595
4. Frank Ehmann, 1952-55	518
5. Jitim Young, 2001-04	506
6. Hal Grant, 1952-55	491
7. Joe Ruklick, 1957-59	484
8. John Shurna, 2009-12	478
9. Shon Morris, 1985-88	467
10. Dale Kelley, 1968-70	463

Free Throw Percentage

(Minimum 100 attempts)

1. Jeff Grose, 1986-89	.862
2. Dan Davis, 1967-69	.843
3. Jerry Marifke, 1976-79	.839
4. Jim Stack, 1979-83	.836
6. Ron Shoger, 1970-72	.825
5. Willie Williams, 1974-75	.819
7. Todd Leslie, 1990-94	.818
8. Jim Bragiell, 1953-55	.812
9. Rex Walters, 1989-90	.807
10. Charles Howell, 1990-93	.804



JOHN SHURNA broke a 35-year-old school career scoring record against Minnesota on Feb. 18, 2012. He completed his collegiate career ranked tied for 24th place on the Big Ten's all-time scoring list.

Current players in **bold**

CAREER RECORDS



Rebounds

1. Evan Eschmeyer, 1995-99	995
2. Kevin Rankin, 1991-94	885
3. Joe Ruklick, 1957-59	868
4. Jim Pitts, 1964-66	800
5. Don Adams, 1968-70	773
6. Shon Morris, 1985-88	712
7. Phil Warren, 1957-59	665
8. Andre Goode, 1982-85	650
9. John Shurna, 2009-12	644
Jim Stack, 1979-83	644

Rebound Average

1. Jim Pitts, 1964-66	13.3
2. Joe Ruklick, 1957-59	13.2
3. Phil Warren, 1957-59	10.9
Don Adams, 1968-70	10.9
5. Willie Jones, 1958-60	9.0
6. Evan Eschmeyer, 1995-99	8.9
7. Ron Kozlicki, 1965-67	8.6
8. Mike Weaver, 1966-68	8.4
9. Barry Moran, 1970-72	8.3
10. Bill Schulz, 1962-64	8.2



PATRICK BALDWIN is the school's all-time leader in steals (272). He also holds the NU all-time records for assists in a game (14) and steals in a game (9) and season (90).

Assists

1. Michael Thompson, 2008-11	528
2. Patrick Baldwin, 1991-94	452
3. Shawn Watts, 1984-87	379
4. Michael Jenkins, 1980-83	342
5. Tim Doyle, 2005-07	341
6. Craig Moore, 2006-09	308
7. John Shurna, 2009-12	295
8. Julian Bonner, 1995-99	293
9. Kevin Rankin, 1991-94	271
10. Jim Stack, 1979-83	270

Steals

1. Patrick Baldwin, 1991-94	272
2. Jitim Young, 2001-04	215
3. Mohamed Hachad, 2003-06	167
4. Shawn Watts, 1984-87	161
5. Michael Thompson, 2008-11	159
6. Art Aaron, 1981-84	145
7. Craig Moore, 2006-09	141
8. Jeremy Nash, 2007-10	128
9. Kevin Rankin, 1991-94	126
10. John Shurna, 2009-12	119

Blocked Shots

1. John Shurna, 2009-12	136
2. Kevin Rankin, 1991-94	133
3. Evan Eschmeyer, 1995-99	132
4. Jim Pitts, 1966	123
5. Tavaras Hardy, 1999-2002	101
6. Aaron Jennings, 2000-03	90
7. Andre Goode, 1982-85	75
8. Vince Scott, 2004-07	70
9. Vedran Vukusic, 2002-06	65
10. Brian Pitts, 1983-87	63


Note: Blocked shots was not an official statistic until 1966.

Games Played

1. John Shurna, 2009-12	130
2. Michael Thompson, 2007-11	129
3. Craig Moore, 2006-09	121
4. Tavaras Hardy, 1999-2002	118
Sterling Williams, 2006-09	118
6. Jitim Young, 2001-04	117
Winston Blake, 2000-03	117
Aaron Jennings, 2000-03	117
9. Andre Goode, 1982-85	113
Todd Leslie, 1990-94	113

Games Started

1. Michael Thompson, 2008-11	129
2. John Shurna, 2009-12	128
3. Jitim Young, 2001-04	117
4. Tavaras Hardy, 1999-2002	113
5. Kevin Rankin, 1991-94	111
6. Craig Moore, 2006-09	110
7. Jim Stack, 1979-83	109
8. Shawn Watts, 1984-87	105
Andre Goode, 1982-85	105
10. Rod Roberson, 1978-81	101



TAVARAS HARDY ranks fourth in program history with 118 games played and 113 starts.

Minutes Played

1. Michael Thompson, 2008-11	4,633
2. John Shurna, 2009-12	4,132
3. Jim Stack, 1979-83	3,885
4. Jitim Young, 2001-04	3,849
5. Andre Goode, 1982-85	3,815
6. Craig Moore, 2006-09	3,812
7. Vedran Vukusic, 2002-06	3,571
8. Billy McKinney, 1974-77	3,562
9. Evan Eschmeyer, 1995-99	3,538
10. Tavaras Hardy, 1999-2002	3,506



SEASON RECORDS

Points

1. John Shurna, 2012	661
2. John Shurna, 2010	619
3. Evan Eschmeyer, 1998	585
4. Dale Kelley, 1970	582
5. Evan Eschmeyer, 1999	568
6. Michael Thompson, 2011	553
7. Vedran Vukusic, 2006	533
Billy McKinney, 1976	533
9. Drew Crawford, 2012	532
Geno Carlisle, 1996	532

Scoring Average

1. Dale Kelley, 1970	24.3
2. Frank Ehmann, 1955	23.9
3. Rich Falk, 1964	23.3
4. Joe Ruklick, 1959	23.0
5. Evan Eschmeyer, 1998	21.7
6. Jim Burns, 1967	21.5
7. Dick Mast, 1956	21.0
8. Billy McKinney, 1977	20.2
Jim Burns, 1966	20.2
10. John Shurna, 2012	20.0

Field Goals


1. John Shurna, 2012	228
2. John Shurna, 2010	217
3. Dale Kelley, 1970	209
4. Walker Lambiotte, 1989	207
5. Billy McKinney, 1977	205
6. Rich Falk, 1964	204
7. Evan Eschmeyer, 1998	200
8. Billy McKinney, 1976	199
Billy McKinney, 1975	199
10. Drew Crawford, 2012	195

Field Goal Attempts

1. Dick Mast, 1956	512
2. John Shurna, 2012	492
3. Jim Burns, 1966	485
4. John Shurna, 2010	473
Dale Kelley, 1970	473
6. Mark Sibley, 1973	468
7. Rich Falk, 1964	452
8. Billy McKinney, 1977	449
9. Frank Ehmann, 1955	444
10. Geno Carlisle, 1996	433

Field Goal Percentage

1. Evan Eschmeyer, 1997	.613
2. Evan Eschmeyer, 1998	.610
3. Frank Petrancek, 1952	.588
4. Evan Eschmeyer, 1999	.584
5. Evan Eschmeyer, 1996	.560
6. Mohamed Hachad, 2006	.556
7. Paul Schultz, 1984	.546
8. Brian Schwabe, 1988	.541
9. Jitim Young, 2004	.534
Brian Schwabe, 1989	.534



CRAIG MOORE (2006-09) hit a school-record 110 3-pointers during his senior year, the fifth-best single-season total in Big Ten history. He ranks second all-time in the conference with 845 career 3-point attempts and fourth with 320 makes.

Three-Point Field Goals

1. Craig Moore, 2009	110
2. Craig Moore, 2008	97
3. John Shurna, 2012	95
Michael Thompson, 2011	95
5. Michael Thompson, 2010	88
6. Sean Wink, 1998	86
7. Winston Blake, 2001	83
8. John Shurna, 2010	78
9. Todd Leslie, 1994	77
10. John Shurna, 2011	75

Three-Point FG Attempts

1. Craig Moore, 2009	271
2. Michael Thompson, 2011	242
Craig Moore, 2008	242
3. Winston Blake, 2001	221
4. John Shurna, 2010	220
5. John Shurna, 2012	216
6. Michael Thompson, 2010	214
7. Geno Carlisle, 1996	197
8. Sean Wink, 1998	188
9. Winston Blake, 2002	187
10. Vedran Vukusic, 2005	186

Three-Point FG Percentage

(Min. 40 Attempts)

1. Rob Ross, 1989	.525
2. Todd Leslie, 1991	.512
3. Rex Walters, 1990	.473
4. Vedran Vukusic, 2002	.469
5. Phil Styles, 1988	.462
6. Sean Wink, 1998	.457
7. Jeff Grose, 1987	.455
8. Julian Bonner, 1999	.447
9. John Shurna, 2012	.440
Michael Jenkins, 2005	.440

Free Throws

1. Evan Eschmeyer, 1999	208
2. Evan Eschmeyer, 1998	185
3. Dale Kelley, 1970	164
4. Frank Ehmann, 1955	151
5. Ron Shoger, 1971	143
6. Joe Ruklick, 1959	139
7. Cedric Neloms, 1992	135
Billy McKinney, 1976	135
9. Kevin Rankin, 1992	133
10. Jim Burns, 1966	129
Ray Ragelis, 1951	129

Free Throw Attempts

1. Evan Eschmeyer, 1998	302
2. Evan Eschmeyer, 1999	273
Frank Ehmann, 1955	234
3. Dale Kelley, 1970	212
4. Ray Ragelis, 1951	202
5. Joe Ruklick, 1959	196
6. Barry Moran, 1971	195
7. Jitim Young, 2004	190
8. Jim Burns, 1966	186
9. Hal Grant, 1955	185
10. Evan Eschmeyer, 1997	178

Free Throw Percentage

1. Jim Stack, 1981	.900
2. Jerry Marifke, 1979	.887
3. Dan Davis, 1969	.882
4. Patrick Baldwin, 1993	.880
5. Brian Gibson, 1980	.873
Willie Williams, 1975	.873
7. Bill Gibbs, 1963	.871
8. Charles Howell, 1991	.864
9. Jeff Grose, 1988	.851
10. Jerry Marifke, 1978	.843

Rebounds

1. Jim Pitts, 1966	321
2. Joe Ruklick, 1958	306
3. Evan Eschmeyer, 1999	292
4. Evan Eschmeyer, 1998	290
5. Joe Ruklick, 1959	287
6. Joe Ruklick, 1957	275
7. Don Adams, 1969	268
Jim Pitts, 1965	268
9. Don Adams, 1968	256
10. Don Adams, 1970	249

SEASON RECORDS




Rebound Average

1.	Joe Ruklick, 1958	13.9
2.	Jim Pitts, 1965	13.4
	Jim Pitts, 1966	13.4
4.	Jim Pitts, 1964	13.2
5.	Joe Ruklick, 1959	13.0
6.	Joe Ruklick, 1957	12.5
7.	Rick Lopossa, 1964	11.5
8.	Phil Warren, 1959	11.3
9.	Don Adams, 1969	11.2
10.	Don Adams, 1968	11.1
	Phil Warren, 1958	11.1
	Ray Ragelis, 1951	11.1

Assists

1.	Tim Doyle, 2007	157
2.	Patrick Baldwin, 1994	154
3.	Michael Thompson, 2011	147
4.	Michael Thompson, 2010	139
5.	Patrick Baldwin, 1993	136
6.	Michael Jenkins, 1983	133
7.	Michael Thompson, 2008	128
8.	Rex Walters, 1990	125
9.	Dave Sobolewski, 2012	121
10.	T.J. Parker, 2004	115



DALE KELLEY still holds the school single-season record with a scoring average of 24.3 points per game established during the 1969-70 season.



JITIM YOUNG played a then single-season record 1,107 minutes played in 2003-04. He also had 66 steals which is fourth on the Wildcats' single-season list.

Steals

1.	Patrick Baldwin, 1991	90
2.	Patrick Baldwin, 1993	74
3.	Art Aaron, 1984	67
4.	Jitim Young, 2004	66
5.	Patrick Baldwin, 1994	59
6.	Jeremy Nash, 2010	58
7.	Mohamed Hachad, 2004	57
8.	Craig Moore, 2008	55
	Jitim Young, 2002	55
	Shawn Watts, 1987	55

Blocked Shots

1.	Jim Pitts, 1966	123
2.	John Shurna, 2012	55
3.	Evan Eschmeyer, 1999	48
4.	Kevin Rankin, 1992	45
5.	Brian Pitts, 1987	40
6.	Kevin Rankin, 1994	39
7.	Aaron Jennings, 2003	36
8.	Evan Eschmeyer, 1997	34
9.	John Shurna, 2010	32
	Vince Scott, 2007	32

Games Played

1.	Drew Crawford, 2011	34
	Michael Thompson, 2011	34
	Luka Mirkovic, 2011	34
	Drew Crawford, 2010	34
	Alex Marcotullio, 2010	34
	Michael Thompson, 2010	34
	John Shurna, 2010	34
	Jeremy Nash, 2010	34
9.	Drew Crawford, 2012	33
	Reggie Hearn, 2012	33
	Dave Sobolewski, 2012	33
	Davide Curletti, 2012	33
	John Shurna, 2012	33

Games Started

1.	Drew Crawford, 2011	34
	Michael Thompson, 2011	34
	Luka Mirkovic, 2011	34
	Michael Thompson, 2010	34
	John Shurna, 2010	34
	Drew Crawford, 2010	34
	Jeremy Nash, 2010	34
8.	Reggie Hearn, 2012	33
	Dave Sobolewski, 2012	33
	John Shurna, 2012	33

Minutes Played

1.	Michael Thompson, 2010	1,281
2.	Michael Thompson, 2011	1,268
3.	John Shurna, 2010	1,238
4.	John Shurna, 2012	1,232
5.	Jeremy Nash, 2010	1,180
6.	Dave Sobolewski, 2012	1,163
7.	Drew Crawford, 2012	1,143
8.	Jitim Young, 2004	1,107
9.	Craig Moore, 2009	1,105
10.	Gaddis Rathel, 1983	1,091



GAME RECORDS

Points

1. Rich Falk vs. Iowa, 2/24/64.....	49
2. Rick Lopossa at Illinois, 2/1/64.....	40
Joe Ruklick vs. Illinois, 3/8/58.....	40
4. Geno Carlisle at Wisconsin, 2/21/96.....	39
Dale Kelley at Wisconsin, 3/3/70.....	39
6. Jim Burns vs. Michigan, 3/5/66.....	38
Frank Ehmann vs. Michigan, 1/31/55.....	38
8. John Shurna vs. LSU, 11/17/11.....	37
Kevin Coble vs. Indiana, 2/23/08.....	37
Evan Eschmeyer vs. Penn State, 2/8/98.....	37
Tony Allen vs. UNLV, 12/20/77.....	37
Billy McKinney at Notre Dame, 12/4/74.....	37
Jim Burns vs. Purdue, 1/8/66.....	37
Rich Falk at Michigan State, 2/29/64.....	37

Field Goals

1. Rich Falk vs. Iowa, 2/24/64.....	19
2. Billy McKinney at Notre Dame, 12/4/74.....	17
Joe Ruklick vs. Illinois, 3/8/58.....	17
4. Dale Kelley vs. Michigan, 1/30/70.....	16
Dale Kelley vs. Texas A&M, 12/30/69.....	16
Don Adams vs. George Washington, 12/9/69.....	16
Rick Lopossa at Illinois, 2/1/64.....	16
Rich Falk at Michigan State, 2/29/64.....	16
Frank Ehmann vs. Michigan, 1/31/55.....	16
10. Walker Lambiotte at Iowa, 2/2/89.....	15
Bob Svete vs. Ohio State, 2/28/76.....	15
Dale Kelley at Wisconsin, 3/3/70.....	15

Field Goal Attempts

1. Rich Falk vs. Iowa, 2/24/64.....	38
2. Dale Kelley vs. Texas A&M, 12/30/69.....	32
3. Joe Ruklick at Iowa, 1/24/59.....	31
4. Jim Burns vs. Purdue, 2/15/65.....	30
5. Dale Kelley vs. Michigan, 1/3/70.....	29
Jim Burns vs. Michigan, 3/5/66.....	29
7. Geno Carlisle at Brown, 1/2/96.....	27
Billy McKinney vs. DePaul, 12/1/76.....	27
Dale Kelley at Wisconsin, 3/3/70.....	27
10. Billy McKinney at Notre Dame, 12/4/74.....	26
Willie Williams vs. Northern Illinois, 2/8/74.....	26
Joe Ruklick vs. Illinois, 3/8/58.....	26

Field Goal Percentage

(Minimum 10 attempts)

1. Evan Eschmeyer vs. DePaul (12-13), 12/6/97.....	.923
2. John Shurna vs. Long Island (10-11), 12/13/10.....	.909
Patrick Baldwin at Minnesota (10-11), 2/28/91.....	.909
4. Patrick Baldwin vs. Dartmouth (9-10), 12/29/90.....	.900
Gaddis Rathel vs. Knox (9-10), 11/27/81.....	.900
6. Joe Ruklick vs. Illinois (13-15), 2/11/57.....	.867
7. Evan Eschmeyer at Michigan State (12-14), 1/18/97.....	.857
9. Vedran Vukusic vs. Michigan (11-13), 2/26/05.....	.846
Bob Grady vs. Iowa (11-13), 1/21/82.....	.846
10. Evan Eschmeyer at Michigan (9-11), 3/3/97.....	.818
Rex Walters vs. Indiana (9-11), 1/11/90.....	.818
Shon Morris vs. Ohio State (9-11), 2/6/88.....	.818
Shon Morris vs. Northern Illinois (9-11), 12/1/86.....	.818

Three-Point Field Goals Made

1. John Shurna vs. Eastern Illinois, 12/18/11.....	9
Craig Moore at Brown, 11/22/08.....	9
3. Craig Moore at Michigan, 2/26/08.....	8
4. John Shurna at Northern Illinois, 11/12/10.....	7
Craig Moore vs. Ohio State, 2/18/09.....	7
Craig Moore vs. Michigan State, 1/24/08.....	7
Craig Moore vs. Miami (Fla.), 11/28/06.....	7
Winston Blake vs. Michigan, 1/27/01.....	7
Todd Leslie at Youngstown State, 12/15/93.....	7
Todd Leslie at Iowa, 3/1/92.....	7


Three-Point Field Goal Attempts

1. Craig Moore at Iowa, 2/7/09.....	18
2. Craig Moore at Ohio State, 3/8/09.....	15
3. Craig Moore vs. Minnesota, 3/12/09.....	14
Craig Moore at Ohio State, 1/6/08.....	14
Craig Moore vs. Michigan State, 1/24/08.....	14
Geno Carlisle vs. Wisconsin, 1/20/96.....	14
Geno Carlisle at Brown, 1/2/96.....	14
8. 12 times, most recently:.....	13
Michael Thompson at Minnesota, 1/26/11.....	13

Three-Point Field Goal Percentage

(Minimum 5 Attempts)

1. Todd Leslie vs. Saint Louis (6-6), 12/22/90.....	1.000
Kevin Coble vs. Utah (5-5), 12/21/06.....	1.000
Todd Leslie vs. Morgan State (5-5), 12/21/90.....	1.000
4. Michael Thompson at Wisconsin (5-6), 2/27/11.....	.833
Kevin Coble vs. Indiana (5-6), 2/23/08.....	.833
T.J. Parker vs. Fordham (5-6), 12/22/02.....	.833
Winston Blake at Penn State (5-6), 1/13/01.....	.833
Steve Lepore vs. Western Carolina (5-6), 12/18/99.....	.833
Sean Wink vs. Michigan State (5-6), 1/31/98.....	.833
Geno Carlisle vs. Penn State (5-6), 1/13/96.....	.833



RICH FALK (42) holds the record for points in a game, with 49, setting the mark against Iowa in 1964. He drained 19 field goals in that contest, also a Northwestern mark that still stands.



Free Throws

1.	Evan Eschmeyer vs. Minnesota, 2/27/99.....	17
	Evan Eschmeyer vs. Penn State, 2/8/98.....	17
	Geno Carlisle at Wisconsin, 2/21/96.....	17
	Shon Morris vs. Northern Arizona, 12/29/87.....	17
5.	Cedric Neloms vs. Northeastern, 12/14/91.....	16
	Mark Sibley vs. Minnesota, 3/10/73.....	16
	Ron Shoger vs. Iowa, 1/30/71.....	16
	Joe Ruklick vs. Detroit, 12/29/56.....	16
	Phil Warren vs. Detroit, 12/29/56.....	16
	Glen Lose vs. Oregon, 12/20/55.....	16

Free Throw Attempts

1.	Evan Eschmeyer vs. Minnesota, 1/7/98.....	22
	Evan Eschmeyer vs. Penn State, 2/8/98.....	22
	Joe Ruklick vs. Detroit, 12/29/56.....	22
4.	Evan Eschmeyer vs. Minnesota, 2/27/99.....	21
	Mark Sibley vs. Minnesota, 3/10/73.....	21
6.	Geno Carlisle at Wisconsin, 2/21/96.....	20
7.	Glen Lose vs. Oregon, 12/20/55.....	20
8.	Evan Eschmeyer vs. Michigan, 2/4/99.....	19
	Shon Morris vs. Northern Arizona, 12/29/87.....	19
	Phil Warren vs. Detroit, 12/29/56.....	19
	Frank Ehmann vs. Illinois, 2/5/55.....	19

Free Throw Percentage

(Minimum 10 attempts)

1.	Jeff Grose vs. DePaul (13-13), 12/21/87.....	1.000
2.	Jeff Grose at Minnesota (12-12), 2/20/86.....	1.000
3.	Michael Thompson at Indiana (11-11), 2/19/11.....	1.000
	Ben Johnson vs. Pepperdine (11-11), 1/8/00.....	1.000
	Kevin Rankin at Illinois (11-11), 2/28/92.....	1.000
	Rod Roberson vs. East Tenn. St. (11-11), 12/28/78.....	1.000
	Dale Kelley vs. Purdue (11-11), 1/24/70.....	1.000
	Dale Kelley vs. Michigan State (11-11), 1/10/70.....	1.000
9.	Evan Eschmeyer at Wisconsin (10-10), 2/10/99.....	1.000
	Art Aaron vs. Illinois (10-10), 2/4/84.....	1.000
	Billy McKinney vs. Michigan State (10-10), 1/27/77.....	1.000
	Billy McKinney vs. Purdue (10-10), 1/12/76.....	1.000
	Willie Williams at Ohio State (10-10), 2/2/74.....	1.000
	Ron Shoger vs. Michigan (10-10), 1/23/71.....	1.000
	Dale Kelley vs. Rutgers (10-10), 12/26/69.....	1.000
	Jim Sarno vs. Florida (10-10), 12/6/69.....	1.000
	Terry Gamber vs. Kentucky (10-10), 12/10/66.....	1.000

Rebounds

1.	Jim Pitts vs. Indiana, 2/13/65.....	29
2.	Jim Pitts vs. Indiana, 2/19/66.....	26
3.	Chuck Brandt vs. Illinois, 3/5/60.....	24
4.	Jim Pitts vs. Notre Dame, 12/21/63.....	23
	Bill Schulz vs. Iowa, 2/11/56.....	23
6.	Jim Pitts vs. Ohio State, 1966.....	22
	Joe Ruklick at Iowa, 1/24/59.....	22
8.	Evan Eschmeyer vs. Penn State, 1/20/99.....	21
	Joe Ruklick vs. Western Michigan, 1957.....	21

Assists

1.	Patrick Baldwin vs. Youngstown State, 12/5/92.....	14
2.	Terry Gamber vs. Rhode Island, 12/28/66.....	13
3.	Jerry Marifke vs. Wisconsin, 2/19/77.....	12
4.	Michael Thompson vs. Penn State, 1/2/08.....	10
	Ben Johnson vs. Penn State, 2/21/01.....	10
	Evan Eschmeyer at Indiana, 1/13/99.....	10
	Patrick Baldwin vs. Holy Cross, 12/21/92.....	10
	Rob Ross vs. Wisconsin, 1/27/90.....	10
9.	18 times, most recently:.....	9
	Michael Thompson vs. Iowa, 2/17/11.....	9

Steals

1.	Patrick Baldwin vs. Oakland, 11/27/90.....	9
2.	Jitim Young vs. Penn State, 3/11/04.....	8
	Patrick Baldwin vs. Vanderbilt, 12/2/91.....	8
	Shawn Watts vs. Rollins, 12/13/86.....	8
5.	Jeremy Nash vs. Chicago State, 2/4/09.....	7
	Craig Moore vs. Savannah State, 12/1/07.....	7
	Mike Capocci vs. Benedictine (Ill.), 11/20/07.....	7
	Patrick Baldwin at Holy Cross, 12/21/92.....	7
	Patrick Baldwin at Purdue, 2/27/93.....	7
	Patrick Baldwin vs. Loyola, 12/15/90.....	7
	Patrick Baldwin vs. Illinois, 3/2/91.....	7
	Shawn Watts vs. Marquette, 12/16/86.....	7

Blocked Shots

1.	Jim Pitts vs. Purdue, 1/8/66.....	10
2.	Aaron Jennings vs. New Hampshire, 11/25/02.....	7
	Evan Eschmeyer vs. Purdue, 1/27/99.....	7
	Jim Wallace vs. Ohio, 1976.....	7
5.	Kevin Rankin vs. Vanderbilt, 12/2/91.....	6
6.	Jim Pitts vs. Wisconsin, 1966.....	6
7.	Evan Eschmeyer at Seton Hall, 12/14/96.....	6
8.	John Shurna at Penn State, 2/25/12.....	5
	John Shurna vs. Minnesota, 2/18/12.....	5
	Evan Eschmeyer at Indiana, 2/22/97.....	5
	Kevin Rankin vs. Purdue, 2/20/92.....	5
	Brian Pitts vs. Ohio State, 2/14/87.....	5
	Brian Pitts vs. Rollins, 12/13/86.....	5
	Brian Pitts vs. Northern Illinois, 12/1/86.....	5



TEAM GAME RECORDS

Points

1. 121 vs. Tulane, 12/19/66
2. 120 vs. Ball State, 12/5/66
3. 118 vs. West Virginia, 12/27/58
4. 116 vs. Kentucky, 12/10/66
5. 111 vs. Purdue, 1/8/66

Field Goals

1. 50 vs. Kentucky, 12/10/66
50 vs. Ball State, 12/5/66
3. 46 vs. Tulane, 12/19/66
4. 45 vs. West Virginia, 12/27/58
5. 44 vs. Valparaiso, 12/9/75
44 vs. Western Michigan, 12/2/57

Field Goal Attempts

1. 102 vs. Western Illinois, 12/18/72
2. 98 at Iowa, 1/24/59
3. 94 vs. Kansas, 12/7/57
4. 90 at Purdue, 1/7/78
90 vs. Michigan, 1/31/55

Field Goal Percentage

1. .702 vs. Troy State, 12/2/97
2. .692 vs. Michigan, 2/21/81
3. .690 vs. Utah, 12/21/06
4. .686 vs. Minnesota, 2/25/83
5. .676 vs. Army, 12/12/95

Three-Point Field Goals

1. 20 vs. Mississippi Valley St., 12/2/11
20 vs. North Carolina A&T, 12/13/09
3. 16 at Illinois, 12/30/09
4. 15 at Penn State, 2/25/12
15 at Boston College, 3/19/11
15 at Northern Illinois, 11/12/10
15 vs. Arkansas State, 12/3/07
8. 14 at Iowa, 1/12/11
14 at Brown, 11/22/08
14 vs. Evansville, 12/22/00
14 at Michigan, 1/19/00

Three-Point FG Attempts

1. 47 at Illinois, 12/30/09
47 vs. North Carolina A&T, 12/13/09
3. 39 vs. Mississippi Valley St., 12/2/11
39 at Minnesota, 1/26/11
5. 38 at Washington State, 3/23/11
38 at Illinois, 1/6/11
7. 36 at Boston College, 3/19/11
36 at Ohio State, 2/1/03
9. 34 vs. Portland, 11/19/04
10. 33 at Northern Illinois, 11/12/10
33 vs. Rutgers, 12/27/03

Three-Point Field Goal Percentage

(Minimum 10 Attempts)

1. .733 vs. Utah (11-15), 12/21/06
2. .714 vs. Army (10-14), 12/12/95
3. .700 vs. Tulane (7-10), 12/5/89
4. .692 vs. Saint Louis (9-13), 12/22/90
5. .667 vs. W. Carolina (10-15), 12/18/99
6. .647 vs. Miss. Valley St. (11-17), 12/2/00
7. .636 vs. Morgan State (7-11), 12/21/90
.636 vs. Michigan (7-11), 1/17/91
.636 vs. Iowa (7-11), 1/16/88
10. .632 vs. Georgia Tech (12-19), 11/30/10

Free Throws

1. 40 vs. Detroit, 12/29/56
2. 39 vs. Northeastern, 12/14/91
3. 38 vs. Wisconsin, 3/6/93
4. 37 vs. Michigan State, 1/10/70
5. 35 vs. Creighton, 12/27/91
35 vs. Iowa, 1/30/71
35 vs. Ohio State, 2/25/67
35 vs. Western Michigan, 12/6/52

Free Throw Attempts

1. 56 vs. Detroit, 12/29/56
2. 51 vs. Illinois, 2/5/55
3. 48 vs. Wisconsin, 3/6/93
4. 48 vs. Indiana, 3/2/53
48 vs. Northern Illinois, 11/13/09
6. 46 vs. Chicago, 11/26/88
46 vs. Purdue, 2/20/54
46 vs. Indiana, 2/16/52
9. 45 vs. Penn State, 3/1/03

Free Throw Percentage

(Minimum 15 attempts)

1. 1.000 vs. Michigan St. (24-24), 1/27/77
2. 1.000 vs. Minnesota (23-23), 2/20/86
3. 1.000 vs. No. Illinois (16-16), 11/31/81
1.000 vs. Ohio State (16-16), 2/2/74
5. 1.000 at Illinois (15-15), 2/26/92
6. .957 vs. Illinois (22-23), 3/14/03
7. .952 vs. Wisconsin (20-21), 2/24/79
.952 vs. Michigan St. (20-21), 1/10/70

Rebounds

1. 72 vs. Western Illinois, 12/18/72
72 vs. Ball State, 12/5/66
3. 71 vs. Valparaiso, 12/19/70
71 vs. Tulane, 12/18/65
5. 68 vs. Indiana, 2/18/67

Assists

1. 32 vs. Benedictine (Ill.), 11/20/07
2. 30 vs. Mississippi Valley St., 12/2/11
30 vs. Troy State, 12/2/97
4. 27 at Boston College, 3/19/11
27 vs. Northwestern State, 12/31/06
27 vs. Holy Cross, 12/20/93
27 vs. Tulane, 12/5/89
27 vs. Michigan, 1/26/80
27 vs. Wisconsin, 2/19/77
27 vs. Ohio, 12/1/73

Steals

1. 22 vs. Penn State, 3/11/04
22 vs. Chicago, 11/27/93
3. 18 vs. Howard, 12/20/07
18 vs. Florida International, 12/1/90
5. 17 vs. Savannah State, 12/1/07
17 vs. Penn State, 2/19/05
17 at Minnesota, 2/9/05
17 vs. Iowa, 1/12/84
17 vs. Rice, 12/2/78
10. 15 (six times)

Blocked Shots

1. 11 vs. Loras, 11/26/84
2. 10 vs. Indiana, 1/9/11
10 vs. UMKC, 12/15/08
10 vs. Purdue, 1/8/66
5. 9 at North Carolina State, 12/1/09
9 vs. Texas-Pan American, 1/7/10
9 vs. Indiana, 2/7/10
9 vs. New Hampshire, 11/25/02
9 vs. Iowa, 1/19/02
9 vs. Iowa, 3/5/87

TEAM SEASON RECORDS



Wins

1. 20—2011
2. 20—2010
3. 19—2012
4. 18—1983
5. 17—2009
6. 16—2002
7. 16—1931
8. 15—2005
9. 15—1999
10. 15—1994
11. 15—1959
12. 15—1946
13. 15—1933

Winning Pct.

1. .941—1931 (16-1)
2. .789—1933 (15-4)
3. .778—1913 (14-4)
4. .750—1946 (15-5)
5. .737—1916 (14-5)

Points

1. 2,441—2011
2. 2,351—2010
3. 2,286—2012
4. 2,189—1990
5. 2,174—1994
6. 2,080—1989
7. 2,009—1967
8. 2,005—1976
9. 2,003—1991
10. 1,987—1970

Points Per Game Avg.

1. 91.3—1967
2. 82.8—1970
3. 81.6—1971
4. 80.5—1959
5. 79.5—1955
6. 78.2—1990
7. 78.0—1969
8. 77.0—1964
9. 76.9—1968
10. 76.8—1958

Field Goals

1. 853—2011
2. 825—1990
3. 814—1989
4. 801—1976
5. 790—2012
6. 789—2010
7. 771—1994
8. 767—1967
9. 764—1978
10. 762—1977

Field Goal Att.

1. 1,897—2011
2. 1,850—1973
3. 1,838—1965
4. 1,820—2010
5. 1,810—1978
6. 1,776—1977
7. 1,754—2012
8. 1,737—1990
9. 1,735—1958
10. 1,731—1976

Field Goal Pct.

1. .486—1989
2. .475—1990
3. .474—1998
4. .468—1994
5. .468—1991
6. .463—1976
7. .460—1984
8. .460—1983
9. .458—1988
10. .457—1992

3-Point Field Goals

1. 319—2011
2. 317—2010
3. 297—2012
4. 255—2009
5. 246—2008
6. 209—2002
7. 205—2004
8. 202—2001
9. 201—2006
10. 201—1999

3-Point Field Goal Att.

1. 887—2010
2. 858—2011
3. 771—2012
4. 671—2008
5. 661—2009
6. 648—2004
7. 643—2001
8. 631—2003
9. 626—2006
10. 622—2002

3-Point Field Goal Pct.

1. .446—1990
2. .434—1991
3. .391—1988
4. .386—2009
5. .385—2012
6. .383—1989
7. .379—1998
8. .378—1994
9. .375—1999
10. .372—2011

Free Throws

1. 541—1970
2. 535—1971
3. 499—1953
4. 497—1992
5. 489—1955
6. 475—1967
7. 475—1954
8. 471—1966
9. 470—1991
10. 467—1969

Free Throw Att.

1. 775—1953
2. 774—1955
3. 745—1954
4. 737—1971
5. 728—1970
6. 685—1966
7. 665—1968
8. 651—1992
9. 639—2010
10. 634—1978

Free Throw Pct.

1. .768—1991
2. .763—1992
3. .745—1980
4. .744—1976
5. .744—1970
6. .731—1994
7. .730—2011
8. .728—1988
9. .727—1967
10. .726—1971

Rebounds

1. 1,398—1965
2. 1,268—1966
3. 1,228—1959
4. 1,217—1973
5. 1,203—1968
6. 1,178—1969
7. 1,178—1967
8. 1,160—1957
9. 1,158—1971
10. 1,131—1960

Rebound Avg.

1. 58.3—1965
2. 56.8—1964
3. 55.8—1959
4. 53.5—1967
5. 52.8—1966
6. 52.3—1968
7. 50.8—1973
8. 49.2—1960
9. 49.1—1969
10. 48.3—1971

Assists

1. 568—2011
2. 565—2010
3. 516—1994
4. 512—2012
5. 474—2005
6. 472—2009
7. 467—2007
8. 445—1999
9. 441—1990
10. 440—1989

Steals

1. 261—2007
2. 240—2008
3. 238—2004
4. 231—2005
5. 227—2011
6. 225—2009
7. 225—2006
8. 225—1990
9. 222—1993
10. 221—2010

Blocked Shots


1. 133—2010
2. 124—2012
3. 123—1966
4. 108—2011
5. 107—1999
6. 97—1994
7. 92—2002
8. 89—2009
9. 87—2007
10. 83—2000
11. 83—1987



YEAR-BY-YEAR LEADERS

SCORING

Year	Player	Pos.	GP	FG	FT	3FG	Pts.	Avg.
1950	Ray Ragelis	F	22	133	72	—	338	15.4
1951	Ray Ragelis	F	22	146	129	—	421	19.1
1952	Frank Petrancek	C	22	120	73	—	313	14.2
1953	Larry Kurka	F	22	109	55	—	273	12.4
1954	Frank Ehmann	F	21	140	103	—	383	18.2
1955	Frank Ehmann	F	21	175	151	—	501	23.9
1956	Dick Mast	G	22	180	103	—	463	21.0
1957	Joe Ruklick	C	22	141	114	—	396	18.0
1958	Joe Ruklick	C	22	161	92	—	414	18.2
1959	Joe Ruklick	C	22	183	139	—	505	23.0
1960	Willie Jones	F/C	23	146	109	—	410	17.5
1961	Ralph Wells	G	22	115	79	—	309	14.0
1962	Ralph Wells	G	23	112	88	—	312	13.6
1963	Rich Falk	G	24	146	80	—	372	15.5
1964	Rich Falk	G	21	204	81	—	489	23.3
1965	Jim Burns	G	24	167	77	—	411	17.1
1966	Jim Burns	G	24	178	129	—	485	20.2
1967	Jim Burns	G	22	177	118	—	472	21.5
1968	Dale Kelley	G	19	112	88	—	312	16.4
1969	Dale Kelley	G	23	163	90	—	416	18.1
1970	Dale Kelley	G	24	209	164	—	582	24.3
1971	Barry Moran	F	24	146	128	—	420	17.5
1972	Mark Sibley	G	23	128	68	—	324	14.0
1973	Mark Sibley	G	24	184	93	—	461	19.2
1974	Billy McKinney	G	24	165	48	—	378	15.8
1975	Billy McKinney	G	26	199	75	—	473	18.2
1976	Billy McKinney	G	27	199	135	—	533	19.8
1977	Billy McKinney	G	25	205	106	—	516	20.6
1978	Tony Allen	F	26	160	73	—	393	15.1
1979	Rod Roberson	G	27	109	64	—	282	10.4
1980	Jim Stack	F	27	144	60	—	348	12.9
1981	Rod Roberson	G	27	173	118	—	464	17.2
1982	Jim Stack	F	27	158	85	—	401	14.9
1983	Jim Stack	F	30	173	95	6	447	14.9
1984	Art Aaron	G/F	27	187	83	—	457	16.9
1985	Andre Goode	F	28	157	38	—	352	12.6
1986	Shon Morris	F/C	27	153	126	—	432	16.0
1987	Shon Morris	F/C	28	140	96	3	379	13.5
1988	Shon Morris	F/C	28	155	104	9	423	15.1
1989	Walker Lambiotte	F	27	207	64	8	486	18.0
1990	Rex Walters	G	28	181	77	53	492	17.6
1991	Todd Leslie	G	28	132	63	65	392	14.0
1992	Cedric Neloms	F	28	132	135	3	402	14.4
1993	Cedric Neloms	F	26	155	120	8	438	16.8
1994	Kevin Rankin	C	29	163	107	10	443	15.3
1995	Cedric Neloms	F	26	113	125	4	335	13.7
1996	Geno Carlisle	G	27	170	119	73	532	19.7
1997	Evan Eschmeyer	C	29	147	116	0	410	14.1
1998	Evan Eschmeyer	C	27	200	328	0	585	21.7
1999	Evan Eschmeyer	C	29	180	208	0	568	19.6
2000	Ben Johnson	G	30	118	76	37	349	11.6
2001	Winston Blake	G/F	30	121	33	83	358	11.9
2002	Winston Blake	G/F	29	126	72	69	393	13.6
2003	Jitim Young	G	29	140	86	23	389	13.4
2004	Jitim Young	G	29	182	123	32	519	17.9
2005	Vedran Vukusic	F	31	189	75	67	520	16.8
2006	Vedran Vukusic	F	28	191	88	63	533	19.0
2007	Kevin Coble	F	29	156	31	45	388	13.4
2008	Kevin Coble	F	21	130	39	35	334	15.9
2009	Kevin Coble	F	31	179	76	47	481	15.5
2010	John Shurna	F	34	217	107	78	619	18.2
2011	John Shurna	F	32	176	104	75	531	16.6
2012	John Shurna	F	33	228	110	95	661	20.0



SHON MORRIS



JAMES WALLACE

YEAR-BY-YEAR LEADERS



REBOUNDING

Year	Player	Pos.	GP	Reb.	Avg.
1951	Ray Ragelis	F	22	245	11.1
1952	Frank Petrancek	C	22	208	9.5
1953	John Biever	G	22	142	6.4
1954	Hal Grant	C	22	147	6.7
1955	Hal Grant	F	22	236	10.7
1956	Bill Schulz	C	22	208	9.5
1957	Joe Ruklick	C	22	275	12.5
1958	Joe Ruklick	C	22	306	13.9
1959	Joe Ruklick	C	22	287	13.0
1960	Chuck Brandt	F/C	23	202	8.8
1961	Brad Snyder	F	22	220	10.0
1962	Phil Keeley	F	21	149	7.1
1963	Phil Keeley	F	24	178	7.4
1964	Jim Pitts	C	16	211	13.2
1965	Jim Pitts	C	20	268	13.4
1966	Jim Pitts	C	24	321	13.4
1967	Mike Weaver	F	22	229	10.4
1968	Don Adams	G/F	23	256	11.1
1969	Don Adams	F	24	268	11.2
1970	Don Adams	F	24	249	10.4
1971	Barry Moran	F	24	248	10.3
1972	Barry Hentz	C	23	182	7.9
1973	Greg Wells	F/C	24	220	9.2
1974	Bryan Ashbaugh	F/C	24	235	9.8
1975	James Wallace	C	26	182	7.0
1976	James Wallace	C	25	168	6.7
1977	Bob Svete	F	25	135	5.4
1978	Mike Campbell	F	27	184	6.8
1979	Bob Klaas	C	27	136	5.0
1980	Mike Campbell	F	27	162	6.0
1981	Jim Stack	F	26	172	6.6
1982	Bob Grady	C	27	171	6.3
1983	Andre Goode	F	30	200	6.7
1984	Andre Goode	F	28	159	5.7
1985	John Peterson	F	28	165	5.9
1986	Shon Morris	F/C	27	203	7.5
1987	Shon Morris	F/C	28	229	8.2
1988	Shon Morris	F/C	28	196	7.0
1989	Brian Schwabe	F	28	171	6.1
1990	Brian Schwabe	C	27	176	6.5
1991	Kevin Rankin	F/C	28	206	7.4
1992	Kevin Rankin	F/C	28	214	7.6
1993	Kevin Rankin	C	27	226	8.4
1994	Kevin Rankin	C	29	239	8.2
1995	Brian Chamberlain	F	27	154	5.7
1996	Evan Eschmeyer	C	27	178	6.6
1997	Evan Eschmeyer	C	29	235	8.1
1998	Evan Eschmeyer	C	27	290	10.7
1999	Evan Eschmeyer	C	29	292	10.1
2000	Tavaras Hardy	F	30	171	5.7
2001	Tavaras Hardy	F	30	171	5.7
2002	Tavaras Hardy	F	29	185	6.4
2003	Jitim Young	G	29	148	5.1
2004	Jitim Young	G	29	174	6.0
2005	Mohamed Hachad	G	31	136	4.4
2006	Mohamed Hachad	G	26	129	5.0
2007	Kevin Coble	F	29	152	5.2
2008	Kevin Coble	F	21	114	5.4
2009	Kevin Coble	F	31	148	4.8
2010	John Shurna	F	34	216	6.4
2011	Luka Mirkovic	C	34	177	5.2
2012	John Shurna	F	33	178	5.4

FIELD GOAL PERCENTAGE

Year	Player	Pos.	GP	FG	FGA	Pct.
1951	Ray Ragelis	F	22	146	354	.412
1952	Frank Petrancek	C	22	120	204	.588
1953	Hal Grant	C	22	80	203	.394
1954	Hal Grant	C	22	121	285	.425
1955	Dick Mast	G	22	110	257	.427
1956	Jay Hook	G	21	80	219	.365
1957	Phil Warren	F	22	97	235	.413
1958	Joe Ruklick	C	22	161	347	.464
1959	Nick Mantis	G	22	139	302	.461
1960	William North	C	22	45	94	.479
1961	Bill Gibbs	G	18	40	93	.430
1962	Rich Falk	G	23	59	136	.434
1963	Rich Falk	G	24	146	309	.473
1964	Rich Falk	G	21	204	452	.451
1965	Jim Pitts	C	24	83	171	.485
1966	Mike Weaver	F	24	102	208	.490
1967	Mike Weaver	F	22	124	261	.475
1968	Jim Sarno	C	21	77	161	.478
1969	Jim Sarno	C	22	86	176	.489
1970	Mike Reeves	G/F	12	50	101	.495
1971	Barry Hentz	C	23	103	218	.472
1972	Mark Sibley	G	23	128	283	.452
1973	Greg Wells	F/C	24	108	231	.468
1974	Bryan Ashbaugh	F/C	24	147	309	.476
1975	James Wallace	C	26	83	170	.488
1976	Bob Svete	F	27	107	215	.498
1977	Tony Allen	F	27	126	272	.463
1978	Pete Boesen	F	26	97	206	.470
1979	Brian Jung	C	27	77	160	.481
1980	Rod Roberson	C	27	141	265	.532
1981	Paul Schultz	F	27	51	91	.560
1982	Bob Grady	C	27	101	196	.515
1983	Andre Goode	F	30	120	254	.472
1984	Paul Schultz	C	28	83	152	.546
1985	Shawn Watts	G	28	82	181	.453
1986	Shon Morris	F/C	27	153	297	.515
1987	Shon Morris	F/C	28	140	289	.484
1988	Brian Schwabe	F	28	132	244	.541
1989	Brian Schwabe	F	28	143	268	.534
	Walker Lambiotte	F	27	207	388	.534
1990	Kevin Nixon	F	22	65	129	.504
1991	Kevin Rankin	F/C	28	110	218	.505
1992	Charles Howell	C	27	71	136	.522
1993	Kevin Rankin	C	27	147	281	.523
1994	Cedric Neloms	F	29	112	215	.521
1995	Brian Chamberlain	F	27	63	145	.434
1996	Evan Eschmeyer	C	27	94	168	.560
1997	Evan Eschmeyer	C	29	147	220	.613
1998	Evan Eschmeyer	C	27	200	328	.610
1999	Evan Eschmeyer	C	29	180	308	.584
2000	Aaron Jennings	C	29	60	131	.458
2001	Tavaras Hardy	F/C	30	110	238	.462
2002	Tavaras Hardy	F/C	29	128	280	.457
2003	Jitim Young	G	29	140	288	.486
2004	Jitim Young	G	29	182	341	.534
2005	Mohamed Hachad	G	31	108	225	.480
2006	Mohamed Hachad	G	26	119	214	.556
2007	Kevin Coble	F	29	156	316	.494
2008	Jeff Ryan	F	22	50	87	.575
2009	Kevin Coble	F	31	179	379	.472
2010	Luka Mirkovic	C	34	91	189	.481
2011	Luka Mirkovic	C	34	95	185	.514
2012	Reggie Hearn	G	33	86	177	.486



YEAR-BY-YEAR LEADERS

FREE THROW PERCENTAGE


(Minimum 2.0 attempts per game played)

Year	Player	Pos.	GP	FT	FTA	Pct.
1950	Jake Fendley	F	22	60	83	.723
1951	Bernie Brady	F	21	31	44	.704
1952	John Biever	G	22	64	88	.727
1953	John Biever	G	22	102	136	.750
1954	Larry Kurka	G	22	62	83	.748
1955	Walt Stpelwerth	G	22	64	82	.780
1956	Jay Hook	G	21	65	92	.707
1957	Joe Ruklick	C	22	114	151	.755
1958	Joe Ruklick	C	22	92	137	.672
1959	Phil Warren	F	17	37	51	.725
1960	Willie Jones	F/C	23	109	148	.737
1961	Bill Cacciatore	G	21	67	82	.817
1962	Bill Cacciatore	G	22	57	71	.803
1963	Bill Gibbs	G	23	74	85	.871
1964	Rich Falk	G	21	81	106	.764
1965	Ron Kozlicki	F	23	63	77	.818
1966	Mike Weaver	F	24	83	104	.798
1967	Mike Weaver	F	22	88	108	.815
1968	Terry Gamber	G	23	116	145	.800
1969	Dan Davis	F	24	82	93	.882
1970	Dale Kelley	G	24	164	212	.774
1971	Ron Shoger	G	24	143	171	.836
1972	Mark Sibley	G	23	68	85	.800
1973	Mark Sibley	G	24	93	118	.788
1974	Brad Cartwright	F	22	39	45	.867
1975	Willie Williams	F	26	55	63	.873
1976	Billy McKinney	G	27	135	163	.828
1977	Billy McKinney	G	25	106	136	.779
1978	Jerry Marifke	G	27	86	102	.843
1979	Jerry Marifke	G	24	63	71	.887
1980	Brian Gibson	G	27	69	79	.873
1981	Jim Stack	F	26	81	90	.900
1982	Jim Stack	F	27	85	102	.833
1983	Jim Stack	F	30	95	116	.819
1984	Art Aaron	G/F	27	83	120	.692
1985	John Peterson	F	28	49	60	.817
1986	Shon Morris	F/C	27	126	157	.803
1987	Shon Morris	F/C	28	96	120	.800
1988	Jeff Grose	G	28	74	87	.851
1989	Brian Schwabe	F	28	76	103	.738
1990	Rex Walters	G	28	77	97	.794
1991	Charles Howell	C	28	114	132	.864
1992	Kevin Rankin	F/C	28	133	160	.831
1993	Patrick Baldwin	G	25	66	75	.880
1994	Todd Leslie	G	29	62	77	.805
1995	Geno Carlisle	G	26	68	90	.756
1996	Geno Carlisle	G	27	119	154	.773
1997	Jevon Johnson	G	29	63	87	.724
1998	Napoleon Harris	G	18	31	48	.646
1999	Evan Eschmeyer	C	29	208	273	.762
2000	Ben Johnson	G	30	76	91	.835
2001	Ben Johnson	G	30	50	64	.781
2002	Winston Blake	G/F	29	72	90	.800
2003	Aaron Jennings	C	29	60	76	.789
2004	Vedran Vukusic	F	28	65	85	.765
	T.J. Parker	G	29	52	68	.765
2005	Vedran Vukusic	F	31	75	98	.765
2006	Vedran Vukusic	F	28	88	112	.786
2007	Tim Doyle	G/F	31	88	119	.739
2008	Kevin Coble	F	21	39	48	.813
2009	Craig Moore	G	31	50	63	.794
2010	Michael Thompson	G	34	92	111	.829
2011	Michael Thompson	G	34	80	97	.825
2012	John Shurna	F	33	110	146	.753

THREE-POINT FG PERCENTAGE

(Minimum 1.0 made per game played)

Year	Player	Pos.	GP	3FG	3FGA	Pct.
1987	Jeff Grose	G	27	25	55	.455
1988	Phil Styles	G	28	30	65	.462
1989	Rob Ross	G	27	21	40	.525
1990	Rex Walters	G	28	53	112	.473
1991	Todd Leslie	G	28	65	127	.512
1992	Todd Leslie	G	28	50	117	.427
1993	Patrick Baldwin	G	25	18	70	.257
1994	Todd Leslie	G	29	77	185	.416
1995	Geno Carlisle	G	26	30	84	.357
1996	Geno Carlisle	G	27	73	197	.371
1997	Julian Bonner	G	29	33	92	.359
1998	Sean Wink	G	27	86	188	.457
1999	Steve Lepore	G	28	52	133	.391
2000	Steve Lepore	G	30	66	179	.369
2001	Winston Blake	G/F	30	83	221	.383
2002	Winston Blake	G/F	29	69	187	.369
2003	T.J. Parker	G	29	41	106	.387
2004	Vedran Vukusic	F	28	59	154	.383
2005	Vedran Vukusic	F	31	67	186	.360
2006	Vedran Vukusic	F	28	63	175	.360
2007	Kevin Coble	F	29	45	116	.388
2008	Michael Thompson	G	30	45	104	.433
2009	Michael Thompson	G	31	48	115	.417
2010	Michael Thompson	G	34	88	214	.411
2011	John Shurna	F	34	75	173	.434
2012	John Shurna	F	33	95	216	.440



JIM STACK

YEAR-BY-YEAR LEADERS



ASSISTS

Year	Player	Pos.	GP	Assists
1971	Mark Sibley	G	24	64
1972	Mark Sibley	G	23	60
1973	Kevin Kachan	G	24	68
1974	Bryan Ashbaugh	F/C	24	54
1975	Tim Teasley	G	24	42
1976	Billy McKinney	G	27	95
1977	Billy McKinney	G	25	66
1978	Jerry Marifke	G	27	68
1979	Jerry Marifke	G	24	88
1980	Brian Gibson	G	27	85
1981	Michael Jenkins	G	24	83
1982	Michael Jenkins	G	27	73
1983	Michael Jenkins	G	30	133
1984	Shawn Watts	G	28	98
1985	Shawn Watts	G	28	106
1986	Shawn Watts	G	25	68
1987	Shawn Watts	G	28	107
1988	Phil Styles	G	28	90
1989	Rob Ross	G	27	87
1990	Rex Walters	G	28	125
1991	Patrick Baldwin	G	28	106
1992	Kip Kirkpatrick	G	28	67
1993	Patrick Baldwin	G	25	136
1994	Patrick Baldwin	G	29	59
1995	Geno Carlisle	G	26	101
1996	Jevon Johnson	G	27	84
1997	Jevon Johnson	G	29	84
1998	Julian Bonner	G	27	111
1999	Julian Bonner	G	29	78
2000	Ben Johnson	G	30	73
2001	Collier Drayton	G	30	101
2002	Collier Drayton	G	28	101
2003	Jason Burke	G	29	79
2004	T.J. Parker	G	29	115
2005	Davor Duvancic	C	30	81
2006	Tim Doyle	G/F	29	110
2007	Tim Doyle	G/F	31	157
2008	Michael Thompson	G	30	128
2009	Michael Thompson	G	31	114
2010	Michael Thompson	G	34	139
2011	Michael Thompson	G	34	147
2012	Dave Sobolewski	G	33	121




In 2007, **TIM DOYLE** became the first NU player to record at least 350 points, 150 assists, 100 rebounds and 50 steals in the same season.

STEALS


Year	Player	Pos.	GP	Steals
1979	Rod Roberson	G	27	41
1980	Brian Gibson	G	27	37
1981	Rod Roberson	G	27	37
1982	Gaddis Rathel	G	27	21
1983	Art Aaron	F	30	47
1984	Art Aaron	G/F	28	67
1985	Shawn Watts	G	28	45
1986	Shawn Watts	G	25	33
1987	Shawn Watts	G	28	55
1988	Shon Morris	F/C	28	40
1989	Walker Lambiotte	F	27	37
1990	Walker Lambiotte	F	27	48
1991	Patrick Baldwin	G	28	90
1992	Patrick Baldwin	G	14	49
1993	Patrick Baldwin	G	25	74
1994	Patrick Baldwin	G	29	59
1995	Brian Chamberlain	F	27	19
1996	Jevon Johnson	G	27	32
1997	Jevon Johnson	G	29	36
1998	Julian Bonner	G	27	29
1999	Julian Bonner	G	29	26
2000	Ben Johnson	G	30	24
	Tavaras Hardy	F	30	24
2001	Collier Drayton	G	30	48
2002	Jitim Young	G	29	55
2003	Jitim Young	G	29	47
2004	Jitim Young	G	29	66
2005	T.J. Parker	G	30	45
2006	Mohamed Hachad	G	26	42
2007	Tim Doyle	G/F	31	53
2008	Craig Moore	G	30	55
2009	Craig Moore	G	31	41
	Kevin Coble	F	31	41
2010	Jeremy Nash	G	34	58
2011	Michael Thompson	G	34	49
2012	John Shurna	F	33	41

BLOCKED SHOTS

Year	Player	Pos.	GP	Blks
1979	Mike Campbell	F	27	13
1980	Mike Campbell	F	27	20
1981	Bob Grady	C	15	10
1982	Andre Goode	F	27	24
1983	Andre Goode	F/C	30	22
1984	Art Aaron	G/F	28	23
1985	Andre Goode	F	28	20
1986	Brian Pitts	C	11	7
	Shon Morris	F/C	27	7
	Brian Schwabe	F	27	7
1987	Brian Pitts	C	16	40
1988	Brian Schwabe	F	28	15
1989	Lucis Reece	F	28	9
	Bryan Ross	C	22	9
	Phil Styles	G	28	9
1990	Walker Lambiotte	F	27	9
1991	Kevin Rankin	F/C	28	21
1992	Kevin Rankin	F/C	28	45
1993	Kevin Rankin	C	27	28
1994	Kevin Rankin	C	29	39
1995	Dan Kreft	C	26	21
1996	Evan Eschmeyer	C	27	26
1997	Evan Eschmeyer	C	29	34
1998	Evan Eschmeyer	C	27	24
1999	Evan Eschmeyer	C	29	48
2000	Tavaras Hardy	F	30	24
2001	Tavaras Hardy	F	30	29
2002	Tavaras Hardy	F	29	30
2003	Aaron Jennings	C	29	36
2004	Vedran Vukusic	F	29	16
2005	Vedran Vukusic	F	31	23
2006	Vince Scott	C	29	20
2007	Vince Scott	C	31	32
2008	Jeff Ryan	G/F	22	11
2009	Kevin Coble	F	31	19
2010	John Shurna	F	34	32
2011	John Shurna	F	32	31
2012	John Shurna	F	33	55



SHAWN WATTS



BRIAN PITTS



WELSH-RYAN ARENA RECORDS

TEAM

Points in a Game

108, NU vs. Tulane, 12/5/89

Points in a Half

62, Indiana vs. NU (2nd), 2/7/91
59, NU vs. Mississippi Valley State (1st), 12/2/11

Most Points in Overtime

20, NU vs. Minnesota, 2/14/10

Most Points in a Game— Both Teams

190, NU vs. Michigan, 3/12/94

Fewest Points in a Game— Both Teams

76, NU vs. Notre Dame, 12/7/83

Fewest Points in a Game

30, NU vs. Illinois, 2/19/00
30, Oakland vs. NU, 11/21/98

Fewest Points in a Half

6, NU (1st) vs. Illinois, 2/19/00

Winning Margin

56, NU vs. Chicago, 11/26/88

Field Goals Made

43, NU vs. Tulane, 12/5/89

Field Goals Attempted

83, NU vs. Illinois Wesleyan, 11/28/88

Field Goal Percentage

.681, Loyola vs. NU, 12/15/90
.676, NU vs. Army, 12/12/95

Three-Point Field Goals

20, NU vs. Miss. Valley St., 12/2/11
20, NU vs. N.Carolina A&T, 12/13/09

Three-Point Field Goal Attempts

47, NU vs. N.Carolina A&T, 12/13/09

Three-Point Field Goal Percentage

(Min. 10 attempts)
.750, Iowa vs. NU, 3/5/87
.700, NU vs. Tulane, 12/5/89

Free Throws

41, Duke vs. NU, 12/2/89
39, NU vs. Northeastern, 12/14/92

Free Throw Attempts

53, Duke vs. NU, 12/2/89
48, NU vs. No. Illinois, 11/13/10
48, NU vs. Wisconsin, 3/6/93

Free Throw Percentage

(Min. 15 attempts)
.944, NU vs. Chicago (17-18), 11/27/93

Rebounds

61, NU vs. Illinois Wesleyan, 11/28/88

Personal Fouls

34, NU vs. Duke, 12/2/89

Assists

32, NU vs. Benedictine, 11/20/07

Steals

22, NU vs. Chicago, 12/1/92

Blocked Shots

14, Purdue vs. NU, 1/15/09
11, NU vs. Loras, 11/26/84

Fewest Turnovers

3, Wisconsin vs. NU, 1/23/11
3, NU vs. Michigan State, 2/6/02
3, Illinois vs. NU, 1/10/98

Overtime Periods

3, NU vs. Michigan, 1/26/80

NOTE: Northwestern high in italics if not the Welsh-Ryan Arena record.

INDIVIDUAL

Points

Kevin Coble vs. Indiana, 2/23/08 37
Evan Eschmeyer vs. Penn State, 2/8/98 37

Field Goals

Juwan Howard (Michigan) vs. NU, 3/12/94 14
Glenn Robinson (Purdue) vs. NU, 1/5/94 14
Geno Carlisle vs. Penn State, 1/13/96 13
Walker Lambiotte vs. UW-Green Bay, 11/28/90 13

Field Goals Attempted

Glenn Robinson (Purdue) vs. NU, 1/5/94 30
Geno Carlisle vs. Wisconsin, 1/20/96 27

Field Goal Percentage

(Min. 10 attempts)
Evan Eschmeyer vs. DePaul (12-13), 12/6/97923

Three-Point Field Goals

John Shurna vs. Eastern Illinois, 12/18/11 9
Roderick Wilmont (Indiana) vs. NU, 2/28/07 9

Three-Point Field Goal Attempts

Shaheen Holloway (Seton Hall) vs. NU, 12/13/97 14
Jermaine Watts (DePaul) vs. NU, 12/6/97 14
Geno Carlisle vs. Wisconsin, 1/20/96 14
Geno Carlisle vs. Brown, 1/2/96 14

Three-Point Field Goal Percentage

(Minimum 5 attempts)
Jim Cantamessa (Siena) vs. NU (5-5), 11/22/97 1.000
T.J. Parker vs. Fordham (5-6), 12/22/02833
Geno Carlisle vs. Penn State (5-6), 1/13/96833

Free Throws Made

Evan Eschmeyer vs. Minnesota, 2/28/99 17
Evan Eschmeyer vs. Penn State, 2/8/98 17

Free Throws Attempted

Evan Eschmeyer vs. Penn State, 2/8/98 22
Evan Eschmeyer vs. Minnesota, 1/7/98 22

Free Throw Percentage

(Minimum 10 attempts)
Ben Johnson vs. Pepperdine (11-11), 1/8/00 1.000

Rebounds

Evan Eschmeyer vs. Penn State, 3/4/99 21

Assists

Patrick Baldwin vs. Youngstown State, 12/15/93 14

Steals

Patrick Baldwin vs. Oakland, 11/27/90 9

Blocked Shots

Lorenzo Coleman (Tennessee Tech) vs. NU, 11/30/96 8
JaJuan Johnson (Purdue) vs. NU, 1/15/09 7
Aaron Jennings vs. New Hampshire, 11/25/02 7
Evan Eschmeyer vs. Purdue, 1/27/99 7

CARMODY-ERA RECORDS



CATEGORY		Northwestern	Opponents
Total Points	High	98 vs. SIU Edwardsville (1/20/11)	94 by Illinois (3/14/03) 94 by Virginia (11/27/07)
	Low	37, (three times) most recent at Illinois (1/27/08)	33 by Maryland-Eastern Shore (11/22/00)
1st-Half Points	High	59 vs. Mississippi Valley State (12/2/11)	54 by Virginia (11/27/07)
	Low	13 vs. Illinois (2/23/02)	10 by Delaware State (12/27/04)
2nd-Half Points	High	56 vs. LSU (11/17/11)	56 by Purdue (2/12/12)
	Low	15 at Illinois (2/18/07)	14 (three times) most recent vs. Utah (12/21/06)
FGM	High	36 vs. SIU Edwardsville (1/20/11) 36 vs. Benedictine (11/20/07)	35 by UIC (12/20/03)
	Low	11 at Wisconsin (2/18/01)	11 vs. Central Arkansas (11/16/08)
FGA	High	84 at Illinois (12/30/09)	72 by Penn State (3/1/03)
	Low	35 vs. Wisconsin (1/31/09) 35 vs. Charlotte (11/14/05) 35 at Penn State (2/16/02)	35 by Wisconsin (1/19/08) 35 by Arkansas-Little Rock (11/18/00)
FG Pct.	High	.690 (29-42) vs. Utah (12/21/06)	.705 (31-44) by Illinois (1/6/11)
	Low	.208 (11-53) at Wisconsin (2/18/01)	.241 (14-58) by DePaul (12/6/08)
3-FGM	High	20 vs. Mississippi Valley State (12/2/11) 20 vs. North Carolina A&T (12/13/09)	17 by East Carolina (11/15/01)
	Low	0 vs. Illinois (2/23/02)	0 by Ohio State (1/12/02)
3-FGA	High	47 at Illinois (12/30/09) 47 vs. North Carolina A&T (12/13/09)	36 by East Carolina (11/15/01)
	Low	10 at Arizona State (12/20/04)	7 by Fordham (12/22/01)
3-FG Pct.	High	.733 (11-15) vs. Utah (12/21/06)	.650 (13-20) by Arizona State (12/20/04)
	Low	.000 (0-17) vs. Illinois (2/23/02)	.000 (0-12) by Ohio State (1/12/02)
FTM	High	34 vs. Northern Illinois (11/13/09)	31 by Minnesota (1/26/11)
	Low	0, (two times) most recent at Purdue (2/11/04)	0 by Indiana (1/2/02)
FTA	High	48 vs. Northern Illinois (11/13/09)	46 by Minnesota (1/26/11)
	Low	2, (five times) most recent at Wisconsin (2/3/07)	2 by Indiana (1/2/02)
FT Pct.	High	1.000 (12-12) at Creighton (12/22/11) .957 (22-23) vs. Illinois (3/14/03)	1.000 (9-9) by Bucknell (12/3/03) 1.000 (8-8) by Buffalo (12/30/02)
	Low	.000 (0-6) at Purdue (2/11/04) .000 (0-7) at Wisconsin (2/9/02) .000 (0-3) at Penn State (2/25/06)	1.000 (5-5) by Elon (12/18/02) .000 (0-2) by Indiana (1/2/02)
Rebounds	High	48 vs. Maryland-Eastern Shore (11/22/02)	50 by Fordham (12/22/01)
	Low	12 at Western Michigan (12/8/07)	20 (three times) most recent vs. Ohio State (1/29/11)
Assists	High	32 vs. Benedictine (11/20/07)	26 by UIC (12/20/03) 26 by Michigan St. (1/24/01)
	Low	5 at Wisconsin (2/18/01)	3 by Ohio State (3/11/11)
Turnovers	High	25 at Arizona State (12/29/01)	32 by Savannah State (12/1/07)
	Low	3 (three times) most recent at Illinois (12/30/09)	3 by Wisconsin (1/23/11)
Blocked Shots	High	10 vs. Indiana (1/9/11) 10 vs. UMKC (12/15/08)	14 by Purdue (1/15/09)
	Low	0 (numerous times)	0 (numerous times)
Steals	High	22 vs. Penn State (3/11/04)	14 by N.C. State (12/4/02)
	Low	0 vs. Purdue (1/28/12)	0 by Kansas State (11/30/02)



HISTORY

ALL-AMERICANS	90
ACADEMIC ALL-AMERICANS.....	91
BIG TEN HONORS	92
TEAM AWARDS	93
1,000-POINT CLUB.....	94-100
ALL-TIME LETTERWINNERS	101-104
POSTSEASON RESULTS	105
YEAR-BY-YEAR RECORDS	106-107
YEAR-BY-YEAR STATISTICS.....	108-109
YEAR-BY-YEAR RESULTS	110-120
ALL-TIME SERIES RECORDS.....	121
SERIES HISTORY VS. OPPONENT.....	122-130






ALL-AMERICANS




JOE REIFF
CENTER • 1931 & 1933

Joe Reiff's All-America campaigns coincided with the Wildcats' two Big Ten championships. He led the Big Ten in scoring in both 1931 and 1933, sandwiching his titles around the 1932 champ, a Purdue player named John Wooden.




OTTO GRAHAM
FORWARD • 1944

Otto Graham was renowned for his football career, both at Northwestern and in the professional ranks. Lesser known, however, was his basketball prowess. Graham remains one of two NU athletes ever to earn All-America honors in two different sports.




MAX MORRIS
FORWARD • 1946

Max Morris was the first-ever recipient of the *Chicago Tribune's* Big Ten Player of the Year honor, in 1946. He led the conference in scoring twice (15.8 ppg in 1945, 16.5 ppg in 1946), and joins Otto Graham as NU's only multi-sport All-Americans.




RAY RAGELIS
FORWARD • 1951

Ray Ragelis twice led Northwestern in scoring, including averaging 19.1 points per game as a senior. The first player in school history to tally 1,000 career points, Ragelis was selected by the Rochester Royals in the second round of the 1951 NBA Draft.



FRANK EHMANN
FORWARD • 1955

Frank Ehmann's scoring average of 23.9 points per game as a senior in 1957-58 is the second-best single-season mark in school history. He was a two-time team MVP and was inducted into Northwestern's Hall of Fame in 1987.



JOE RUKLICK
CENTER • 1958

Joe Ruklick led the 'Cats in both scoring and rebounding all three of his seasons on the varsity. His career scoring average of 19.9 points per game is tops in school history, while his average of 13.9 rebounds per game in 1958 is an NU season mark.



JIM BURNS
GUARD • 1967

Jim Burns enjoyed an outstanding senior season, leading the team with an average of 21.5 points per game. At the time his career ended, Burns was Northwestern's career scoring leader with 1,368 points in three seasons. He currently ranks 11th.



EVAN ESCHMEYER
CENTER • 1999


Evan Eschmeyer made the most of his senior campaign, leading the Wildcats in scoring, rebounding and field goal percentage as they advanced to the National Invitation Tournament (NIT). He ranks third in school history with 1,805 career points.



JOHN SHURNA
FORWARD • 2012


John Shurna graduated as Northwestern's all-time leader in scoring, blocked shots and games played. He was a three-time All-Big Ten selection, led the conference in scoring as a senior and guided the 'Cats to postseason play all four years of his career.

ACADEMIC ALL-AMERICANS



JIM BURNS
FIRST TEAM, 1967

Jim Burns enjoyed a distinguished career at NU, becoming the first Wildcat player to earn Academic All-America and first-team All-Big Ten honors. He led NU in scoring all three years he was on varsity and is 11th all-time in scoring.




RICK SUND
THIRD TEAM, 1973

Rick Sund was named the team's MVP as a sophomore in 1971 and served as a team captain in 1973. He was twice named an Academic All-Big Ten selection. Sund also played split end on the Northwestern football team.




MIKE CAMPBELL
FIRST TEAM, 1980

Mike Campbell was a presence in the paint for the 'Cats during his career. He led the team in rebounding twice, in 1978 and 1980, and also topped the squad in blocked shots his junior and senior seasons. He is 11th on NU's all-time list with 60 blocked shots.




SHON MORRIS
FIRST TEAM, 1987 & 1988
SECOND TEAM, 1986

Shon Morris remains a fixture on many of the school's all-time lists. He is NU's only three-time Academic All-American, and as a senior he was also *Playboy Magazine's* Anson Mount Scholar-Athlete of the Year.




BRIAN SCHWABE
THIRD TEAM, 1989

Brian Schwabe earned a total of three Academic All-Big Ten selections during his career. He ranks fourth all-time at NU in career field goal percentage and scored over 1,000 points. He twice led the team in rebounding and field goal percentage.



WALKER LAMBIOTTE
THIRD TEAM, 1990

Walker Lambiotte was twice named the Wildcats' team MVP, in 1989 and again in 1990. In 1989, he led the team in scoring, field goal percentage and steals.



KEVIN RANKIN
SECOND TEAM, 1994
THIRD TEAM, 1993

A three-time team MVP and Academic All-Big Ten selection, Kevin Rankin was also a third-team All-Big Ten pick in 1992 and again in 1994. He ranks seventh on NU's all-time scoring list and is second in rebounding.



DREW CRAWFORD
SECOND TEAM, 2012

Drew Crawford was named the Big Ten Freshman of the Year in 2010 and was a third-team All-Big Ten selection as a junior in 2012. He earned Academic All-Big Ten recognition as both a sophomore and a junior.



BIG TEN HONORS

ALL-BIG TEN SELECTIONS

First awarded by the coaches in 1948.

First awarded by the media in 1987.

First Team

1951	Ray Ragelis, C
1955	Frank Ehmann, F
1959	Joe Ruklick, C
1964	Rick Lopossa, F
1967	Jim Burns, G
1977	Billy McKinney, G
1996	Geno Carlisle, G
1997	Evan Eschmeyer, C
1998	Evan Eschmeyer, C
1999	Evan Eschmeyer, C
2004	Jitim Young, G
2012	John Shurna, F

Second Team

1950	Ray Ragelis, C
1954	Frank Ehmann, F
1957	Joe Ruklick, C
1958	Joe Ruklick, C
1960	Willie Jones, F
1961	Ralph Wells, G
1963	Rich Falk, G
1964	Rich Falk, G
1966	Jim Pitts, C
1966	Jim Burns, G
1968	Dale Kelley, G
1969	Dale Kelley, G
1973	Mark Sibley, G
1975	Billy McKinney, G (c)
1976	Billy McKinney, G (cm)
1977	Billy McKinney, G (m)
1981	Rod Roberson, G (m)
1982	Jim Stack, F (cm)
1983	Jim Stack, F (c)
1988	Shon Morris, F/C (m)
2006	Vedran Vukusic, F (c)
2009	Kevin Coble, F (cm)
2010	John Shurna, F (cm)

Third Team

1962	Rick LaPossa, F
1963	Rick LaPossa, F
1980	Mike Campbell, F (c)
1981	Rod Roberson, G (c)
1984	Art Aaron, G/F (c)
1992	Kevin Rankin, C (m)
1994	Kevin Rankin, C (cm)
2002	Tavaras Hardy, F (c)
2003	Jitim Young, G (c)
2005	Vedran Vukusic, F (cm)
2006	Vedran Vukusic, F (m)
2009	Craig Moore, G (cm)
2011	John Shurna, F (c)
	Michael Thompson, G (cm)
2012	Drew Crawford, F

ACADEMIC ALL-BIG TEN

1964	Rich Falk, G	1992	Aaric Queen, G	2009	Mike Capocci, F
1965	Jim Pitts, C		Kevin Rankin, C		Marlon Day, F
1966	Jim Burns, G	1993	Kevin Rankin, C		Patrick Houlihan, F
	Jim Pitts, C	1994	Kevin Rankin, C		Jeff Ryan, G/F
1967	Jim Burns, G	1995	Dan Kreft, C		Matt Steger, G/F
1968	Dan Davis, F	1997	Kyle Henneberry, G		Sterling Williams, G
1972	Rick Sund, G/F		John Vana, G	2010	Mike Capocci, F
1973	Rick Sund, G/F	1999	Danny Allouche, G		Nick Fruendt, G
1974	Bryan Ashbaugh, C	2000	Jeff Eschmeyer, G		Jeff Ryan, G/F
1978	Mike Campbell, F	2005	Joe Kennedy, G		Matt Steger, G/F
1980	Mike Campbell, F		Evan Seacat, G	2011	Mike Capocci, F
1985	Elliot Fullen, G	2006	Justin Hoeveler, G		Drew Crawford, G/F
	John Peterson, F		Joe Kennedy, G		Davide Curletti, F
1986	Joe Flanagan, F		Evan Seacat, G		Nick Fruendt, G
	Elliot Fullen, G		Vedran Vukusic, F		Reggie Hearn, G
	Shon Morris, F/C		Sterling Williams, G		Luka Mirkovic, C
1987	Elliot Fullen, G	2007	Patrick Houlihan, F		Austin Nichols, G
	Shon Morris, F/C		Joe Kennedy, G		Jeff Ryan, G/F
1988	Shon Morris, F/C		Ivan Tolic, F	2012	Drew Crawford, G/F
	Brian Schwabe, F		Sterling Williams, G		Davide Curletti, F
1989	Brian Schwabe, F	2008	Marlon Day, F		Nick Fruendt, G
1990	Walker Lambiotte, F		Patrick Houlihan, F		Reggie Hearn, G
	Don Polite, F		Tonjua Jones, G		Luka Mirkovic, C
	Brian Schwabe, C		Jeff Ryan, G/F		
1991	Jake Haunty, C		Matt Steger, G/F		
	Tom Heise, F		Sterling Williams, G		

BIG TEN MEDAL OF HONOR

The Big Ten Conference endows a "Medal of Honor" awarded annually at each institution, to a student in the graduating class who has demonstrated proficiency in scholarship and athletics. The following Northwestern men's basketball players have been NU's recipient.

1916	Harvey Ellis
1919	Allen Marquardt
1923	James Peterson
1934	Donald Brewer
1943	Russell Wendland
1948	Charles Tourek
1951	Don Blasius
1954	Larry Kurka
1964	Marty Riessen
1980	Mike Campbell
1982	Bob Grady
1988	Shon Morris
1994	Kevin Rankin
1999	Evan Eschmeyer

BIG TEN FRESHMAN OF THE YEAR

First awarded by the coaches in 1986.

2010	Drew Crawford (m)
------	-------------------

BIG TEN ALL-FRESHMAN TEAM

First awarded by the coaches in 2003.

2006	Craig Moore
2007	Kevin Coble
2010	Drew Crawford
2012	Dave Sobolewski

BIG TEN DEFENSIVE PLAYER OF THE YEAR

Selected by Big Ten radio broadcasters beginning in 1984; by coaches only since 1992.

1994	Patrick Baldwin
------	-----------------

BIG TEN ALL-DEFENSIVE TEAM

First awarded by the coaches in 2006.

2006	Mohamed Hachad
2010	Jeremy Nash

BIG TEN COACH OF THE YEAR

First awarded by the media in 1973.

2004	Bill Carmody
------	--------------

TEAM AWARDS



MOST VALUABLE PLAYERS



WILLIE JONES was Northwestern's MVP in back-to-back seasons in 1959 and 1960.



MIKE WEAVER earned consecutive team MVP honors, first in 1967 and then again in 1968.


- 1946 Max Morris, F*
- 1947 Bernard Schadler, G
- 1948 Charles Tourek, G
- 1949 William Sticklen, F
- 1950 Ray Ragelis, C
- 1951 Ray Ragelis, C
- 1952 Frank Petrancek, C
- 1953 John Biever, G
- 1954 Frank Ehmann, F
- 1955 Frank Ehmann, F
- 1956 Dick Mast, G
- 1957 Joe Ruklick, C
- 1958 Joe Ruklick, C
- 1959 Willie Jones, F
- 1960 Willie Jones, F
- 1961 Brad Snyder, F
- Ralph Wells, G
- 1962 Ralph Wells, G
- 1963 Rich Falk, G
- 1964 Rich Falk, G
- Rick Lopossa, F
- 1965 Jim Pitts, C
- 1966 Jim Pitts, C
- 1967 Jim Burns, G
- Mike Weaver, F
- 1968 Mike Weaver, F
- 1969 Don Adams, F
- 1970 Don Adams, F
- Dale Kelley, G
- 1971 Rick Sund, F
- 1972 Paul Douglass, G
- 1973 Mark Sibley, G
- 1974 Bryan Ashbaugh, C
- 1975 Billy McKinney, G
- 1976 Billy McKinney, G
- 1977 Billy McKinney, G
- 1978 Tony Allen, F
- 1979 Bob Klaas, C
- 1980 Mike Campbell, F

- 1981 Rod Roberson, G
- 1982 Jim Stack, F
- 1983 Jim Stack, F
- 1984 Art Aaron, F
- 1985 Andre Goode, F
- 1986 Shon Morris, F/C
- 1987 Shon Morris, F/C
- 1988 Shon Morris, F/C
- 1989 Walker Lambiotte, F
- 1990 Walker Lambiotte, F
- 1991 Pat Baldwin, G
- 1992 Todd Leslie, G
- Cedric Neloms, F
- Kevin Rankin, C
- 1993 Kevin Rankin, C
- 1994 Kevin Rankin, C
- 1996 Geno Carlisle, G
- 1997 Evan Eschmeyer, C
- 1998 Evan Eschmeyer, C
- 1999 Evan Eschmeyer, C
- 2000 Tavaras Hardy, F
- Ben Johnson, G
- 2001 Tavaras Hardy, F
- 2002 Tavaras Hardy, F
- 2003 Jitim Young, G
- 2004 Jitim Young, G
- 2005 Vedran Vukusic, F
- 2006 Vedran Vukusic, F
- 2007 Tim Doyle, G/F
- 2008 Craig Moore, G
- 2009 Craig Moore, G
- 2010 John Shurna, F
- Michael Thompson, G
- 2011 John Shurna, F
- Michael Thompson, G
- 2012 John Shurna, F


* Max Morris was also named the Big Ten's Chicago Tribune Most Valuable Player in 1946.

BILLY MCKINNEY AWARD WINNERS


Named after the former Wildcat basketball great, this award is bestowed to a graduating NU male senior athlete in any sport and is based on leadership and constant effort. Below are the basketball players who have won the award.



- 1980 Brian Gibson
- 1983 Michael Jenkins
- 1984 Art Aaron
- 1987 Shawn Watts
- 1988 Shon Morris
- 1989 Jeff Grose
- 1994 Kip Kirkpatrick
- 2002 Tavaras Hardy



BRIAN GIBSON (above) was the first men's basketball recipient of the Billy McKinney Award (in 1980), while **KIP KIRKPATRICK** (below) earned the honor in 1994.




1,000-POINT SCORERS



JOHN SHURNA — 2,038 Points
 Glen Ellyn, Ill./Glenbard West
 Forward • 6-9 • 215

Season	G	FG-FGA	PCT	3P-3PA	PCT	FT-FTA	PCT	PTS	AVG
2008-09	31	83-178	.466	26-75	.347	35-47	.745	227	7.3
2009-10	34	217-473	.459	78-220	.355	107-138	.775	619	18.2
2010-11	32	176-366	.481	75-173	.434	104-147	.707	531	16.6
2011-12	33	228-492	.463	95-216	.440	110-146	.753	661	20.0
Totals	130	704-1509	.467	274-684	.401	356-478	.745	2038	15.7

1



BILLY MCKINNEY — 1,900 Points
 Zion, Ill./Zion-Benton
 Guard • 6-0 • 165

Season	G	FG-FGA	PCT	FT-FTA	PCT	PTS	AVG
1973-74	24	165-348	.474	48-60	.800	378	15.8
1974-75	26	199-422	.472	75-102	.735	473	18.2
1975-76	27	199-426	.467	135-163	.828	533	19.7
1976-77	25	205-449	.457	106-136	.779	516	20.6
Totals	102	768-1645	.467	364-461	.790	1900	18.6

2



EVAN ESCHMEYER — 1,805 Points
 New Knoxville, Ohio/New Knoxville
 Center • 6-11 • 255

Season	G	FG-FGA	PCT	FT-FTA	PCT	PTS	AVG
1995-96	27	94-168	.560	54-106	.509	242	9.0
1996-97	29	147-240	.613	116-178	.652	410	14.1
1997-98	27	200-328	.610	185-302	.613	585	21.7
1998-99	29	180-308	.584	208-273	.762	568	19.6
Totals	112	621-1044	.595	563-859	.655	1805	16.1



3



MICHAEL THOMPSON — 1,689 Points
 Chicago, Ill./Lincoln Park
 Guard • 5-10 • 190

Season	G	FG-FGA	PCT	3P-3PA	PCT	FT-FTA	PCT	PTS	AVG
2007-08	30	124-286	.434	45-104	.433	55-86	.640	348	11.6
2008-09	31	104-239	.435	48-115	.417	50-71	.704	306	9.9
2009-10	34	151-357	.423	88-214	.411	92-111	.829	482	14.2
2010-11	34	189-418	.452	95-242	.393	80-97	.825	553	16.3
Totals	129	568-1300	.437	276-675	.409	277-365	.759	1689	13.1


4



JIM STACK — 1,583 Points
 Oak Forest, Ill./St. Laurence
 Forward • 6-8 • 215

Season	G	FG-FGA	PCT	3P-3PA	PCT	FT-FTA	PCT	PTS	AVG
1978-79	2	10-17	.588	—	—	10-10	1.000	30	15.0
1979-80	27	144-332	.434	—	—	60-78	.769	348	12.9
1980-81	26	138-314	.439	—	—	81-90	.900	357	13.7
1981-82	27	158-331	.477	—	—	85-102	.833	401	14.9
1982-83	30	173-373	.464	6-23	.261	95-116	.819	447	14.9
Totals	112	623-1367	.456	6-23	.261	331-396	.836	1583	14.1

5




1,000-POINT SCORERS



VEDRAN VUKUSIC — 1,581 Points
Split, Croatia/Medical
Forward • 6-8 • 245

6


Season	G	FG-FGA	PCT	3P-3PA	PCT	FT-FTA	PCT	PTS	AVG
2001-02	25	46-90	.511	23-49	.469	13-24	.542	128	5.1
2002-03	DNP—injured								
2003-04	28	138-306	.451	59-154	.383	65-85	.765	400	14.3
2004-05	31	189-395	.478	67-186	.360	75-98	.765	520	16.8
2005-06	29	191-388	.492	63-175	.360	88-112	.786	533	19.0
Totals	112	564-1179	.478	212-564	.375	241-319	.755	1581	14.1



KEVIN RANKIN — 1,575 Points
De Pere, Wis./Abbot Pennings
Center • 6-11 • 267

7


Season	G	FG-FGA	PCT	3P-3PA	PCT	FT-FTA	PCT	PTS	AVG
1990-91	28	110-218	.505	1-1	1.000	99-131	.756	320	11.4
1991-92	28	133-286	.465	0-0	.000	133-160	.831	399	14.3
1992-93	27	147-281	.523	0-2	.000	119-163	.730	413	15.3
1993-94	29	163-326	.500	10-29	.345	107-141	.759	443	15.3
Totals	112	553-1111	.498	11-32	.344	458-595	.770	1575	14.1



CEDRIC NELOMS — 1,533 Points
Leighton, Ala./Colbert County
Forward • 6-5 • 195

8



Season	G	FG-FGA	PCT	3P-3PA	PCT	FT-FTA	PCT	PTS	AVG
1991-92	28	132-285	.463	3-4	.750	135-177	.763	402	14.4
1992-93	26	155-345	.449	8-28	.286	120-164	.732	438	16.8
1993-94	29	112-215	.521	0-7	.000	114-163	.699	338	11.7
1994-95	26	113-265	.426	4-26	.154	125-172	.727	355	13.7
Totals	109	512-1110	.461	15-65	.231	494-676	.731	1533	14.1



JITIM YOUNG — 1,521 Points
Chicago, Ill./Gordon Tech
Guard • 6-2 • 190

9

Season	G	FG-FGA	PCT	3P-3PA	PCT	FT-FTA	PCT	PTS	AVG
2000-01	30	95-235	.404	20-86	.233	53-78	.679	263	8.8
2001-02	29	131-299	.438	33-94	.351	55-103	.534	350	12.1
2002-03	29	140-288	.486	23-73	.315	86-135	.637	389	13.4
2003-04	29	182-341	.534	32-101	.317	123-190	.647	519	17.9
Totals	117	548-1163	.471	108-354	.305	317-506	.627	1521	13.0



SHON MORRIS — 1,407 Points
Altoona, Iowa/Southeast Polk
Forward/Center • 6-9 • 226


10

Season	G	FG-FGA	PCT	3P-3PA	PCT	FT-FTA	PCT	PTS	AVG
1984-85	28	64-147	.435	—	—	45-58	.776	173	6.2
1985-86	27	153-297	.515	—	—	126-157	.803	432	16.0
1986-87	28	140-289	.484	3-6	.500	96-120	.800	379	13.5
1987-88	28	155-320	.484	9-27	.333	104-132	.788	423	15.1
Totals	111	512-1053	.486	12-33	.364	371-467	.794	1407	12.7







1,000-POINT SCORERS



JIM BURNS — 1,368 Points
McLeansboro, Ill./McLeansboro
Guard • 6-4 • 190

11


Season	G	FG-FGA	PCT	FT-FTA	PCT	PTS	AVG
1964-65	24	167-403	.414	77-112	.687	411	17.1
1965-66	24	178-485	.366	129-186	.694	485	20.2
1966-67	22	177-396	.447	118-157	.752	472	21.5
Totals	70	522-1284	.407	324-455	.712	1368	19.5



ROD ROBERSON — 1,347 Points
Elkhart, Ind./Central
Guard • 6-3 • 175

12



Season	G	FG-FGA	PCT	FT-FTA	PCT	PTS	AVG
1977-78	27	98-242	.404	62-96	.645	258	9.6
1978-79	27	109-266	.409	64-89	.719	282	10.4
1979-80	27	141-265	.532	61-80	.763	343	12.7
1980-81	27	173-399	.434	118-149	.792	464	17.2
Totals	108	521-1172	.445	305-414	.737	1347	12.5



JOE RUKLICK — 1,315 Points
Princeton, Ill./Princeton
Center • 6-9 • 205

13


Season	G	FG-FGA	PCT	FT-FTA	PCT	PTS	AVG
1956-57	22	141-353	.400	114-151	.755	396	18.0
1957-58	22	161-347	.464	92-137	.672	414	18.2
1958-59	22	183-404	.453	139-196	.709	505	23.0
Totals	66	485-1104	.439	345-484	.713	1315	19.9



DALE KELLEY — 1,310 Points
Galesburg, Ill./Galesburg
Guard • 5-11 • 180

14

Season	G	FG-FGA	PCT	FT-FTA	PCT	PTS	AVG
1967-68	19	112-299	.375	88-126	.698	312	16.4
1968-69	23	163-357	.457	90-125	.720	416	18.1
1969-70	24	209-473	.442	164-212	.774	582	24.3
Totals	66	484-1129	.429	342-463	.739	1310	19.8



CRAIG MOORE — 1,294 Points
Doylestown, Pa./Lawrenceville (N.J.) Prep
Guard • 6-3 • 185

15

Season	G	FG-FGA	PCT	3P-3PA	PCT	FT-FTA	PCT	PTS	AVG
2005-06	29	66-171	.386	54-152	.355	11-13	.846	197	6.8
2006-07	31	83-226	.367	59-180	.328	26-35	.743	251	8.1
2007-08	30	138-312	.442	97-242	.401	29-35	.829	402	13.4
2008-09	31	142-336	.423	110-271	.406	50-63	.794	444	14.3
Totals	121	429-1045	.411	320-845	.379	116-146	.795	1294	10.7



1,000-POINT SCORERS



DREW CRAWFORD — 1,283 Points
Naperville, Ill./Naperville Central
Guard/Forward • 6-5 • 210

16


Season	G	FG-FGA	PCT	3P-3PA	PCT	FT-FTA	PCT	PTS	AVG
2009-10	34	119-266	.447	51-149	.342	52-81	.642	341	10.0
2010-11	34	156-369	.423	53-162	.327	45-63	.714	410	12.1
2011-12	33	195-403	.484	61-148	.412	81-115	.704	532	16.1
Totals	101	470-1038	.453	165-459	.359	178-259	.687	1283	12.7



KEVIN COBLE — 1,203 Points
Scottsdale, Ariz./Scottsdale Christian Academy
Forward • 6-8 • 210

17



Season	G	FG-FGA	PCT	3P-3PA	PCT	FT-FTA	PCT	PTS	AVG
2006-07	29	156-316	.494	45-116	.388	31-39	.795	388	13.4
2007-08	21	130-270	.481	35-90	.389	39-48	.813	334	15.9
2008-09	31	179-379	.472	47-119	.395	76-99	.768	481	15.5
2009-10	DNP—injured								
Totals	81	465-965	.482	127-325	.391	146-186	.785	1203	14.9



ART AARON — 1,200 Points
Chicago, Ill./St. Ignatius
Guard/Forward • 6-8 • 200

18


Season	G	FG-FGA	PCT	3P-3PA	PCT	FT-FTA	PCT	PTS	AVG
1980-81	24	42-110	.382	—	—	37-55	.673	121	5.0
1981-82	27	80-157	.510	—	—	28-43	.651	188	7.0
1982-83	30	175-382	.458	12-41	.293	72-109	.661	434	14.5
1983-84	27	187-420	.445	—	—	83-120	.692	457	16.9
Totals	108	484-1069	.453	12-41	.293	220-327	.673	1200	11.1



PATRICK BALDWIN — 1,189 Points
Leavenworth, Kan./Leavenworth
Guard • 6-1 • 203

19


Season	G	FG-FGA	PCT	3P-3PA	PCT	FT-FTA	PCT	PTS	AVG
1990-91	28	140-280	.500	6-23	.261	83-109	.761	369	13.2
1991-92	14	62-120	.517	1-4	.250	30-36	.833	155	11.1
1992-93	25	116-274	.423	18-70	.257	66-75	.880	316	12.6
1993-94	29	138-289	.578	33-81	.407	40-57	.702	349	12.0
Totals	96	456-963	.474	58-178	.326	219-277	.791	1189	12.4



TODD LESLIE — 1,185 Points
Palatine, Ill./Fremd
Guard • 6-5 • 195


20

Season	G	FG-FGA	PCT	3P-3PA	PCT	FT-FTA	PCT	PTS	AVG
1989-90	28	35-88	.398	11-26	.423	42-49	.857	123	4.4
1990-91	28	132-287	.460	65-127	.512	63-79	.797	392	14.0
1991-92	28	101-225	.449	50-117	.427	53-64	.828	305	10.9
1993-94	29	113-278	.406	77-185	.416	62-77	.805	365	12.6
Totals	113	381-878	.434	203-455	.446	220-269	.818	1185	10.5






1,000-POINT SCORERS



ANDRE GOODE — 1,155 Points
Rockford, Ill./East
Forward • 6-10 • 225

21


Season	G	FG-FGA	PCT	FT-FTA	PCT	PTS	AVG
1981-82	27	82-200	.410	44-64	.688	208	7.7
1982-83	30	120-254	.472	54-84	.643	294	9.8
1983-84	28	140-301	.465	21-37	.568	301	10.8
1984-85	28	157-392	.401	38-60	.633	352	12.6
Totals	113	499-1147	.435	157-245	.641	1155	10.2



BRIAN SCHWABE — 1,150 Points
Mercer Island, Wash./Mercer Island
Center • 6-9 • 229

22


Season	G	FG-FGA	PCT	FT-FTA	PCT	PTS	AVG
1985-86	27	90-194	.464	35-52	.673	215	8.0
1987-88	28	132-244	.541	56-87	.644	320	11.4
1988-89	28	143-268	.534	76-103	.738	362	11.9
1989-90	27	103-224	.460	47-77	.610	253	9.4
Totals	110	468-930	.503	214-319	.671	1150	10.5



FRANK EHMANN — 1,145 Points
Chicago, Ill./St. George
Forward • 6-3 • 180


23

Season	G	FG-FGA	PCT	FT-FTA	PCT	PTS	AVG
1951-52	22	53-190	.279	28-52	.538	134	6.1
1952-53	20	46-168	.274	35-65	.538	127	6.4
1953-54	21	140-363	.386	103-167	.617	383	18.2
1954-55	21	175-444	.394	151-234	.645	501	23.9
Totals	84	414-1165	.355	317-518	.612	1145	13.6



FRANK EHMANN (right) and **HAL GRANT** were teammates in the early 1950s with each eclipsing the 1,000-point plateau, ranking 23rd and 24th, respectively on Northwestern's all-time scoring list.

1,000-POINT SCORERS




HAL GRANT — 1,123 Points

Argo, Ill./Argo
Forward • 6-6 • 200

24

Season	G	FG-FGA	PCT	FT-FTA	PCT	PTS	AVG
1951-52	20	49-127	.386	31-51	.608	129	6.5
1952-53	22	80-203	.394	51-77	.662	211	9.6
1953-54	22	121-285	.425	106-172	.617	348	15.8
1954-55	22	161-387	.416	113-185	.610	435	19.8
Totals	86	411-1002	.410	301-485	.621	1123	13.1





TAVARAS HARDY — 1,122 Points

Joliet, Ill./Providence
Forward • 6-8 • 236

25

Season	G	FG-FGA	PCT	3P-3PA	PCT	FT-FTA	PCT	PTS	AVG
1998-99	29	92-208	.442	0-3	.000	16-46	.348	200	6.9
1999-00	30	87-203	.429	0-15	.000	68-106	.642	242	8.1
2000-01	30	110-238	.462	2-22	.091	100-142	.704	322	10.7
2001-02	29	128-280	.457	26-94	.277	76-155	.490	358	12.3
Totals	118	417-929	.449	28-134	.209	260-449	.579	1122	9.5




MARK SIBLEY — 1,113 Points

Rockford, Ill./West
Guard • 6-2 • 175

26

Season	G	FG-FGA	PCT	FT-FTA	PCT	PTS	AVG
1970-71	24	114-246	.463	100-121	.826	328	13.6
1971-72	23	128-283	.452	68-85	.800	324	14.0
1972-73	24	184-468	.393	93-118	.788	461	19.2
Totals	71	426-997	.427	261-324	.806	1113	15.7




WINSTON BLAKE — 1,072 Points

Plano, Texas/Plano Senior
Guard/Forward • 6-5 • 205

27

Season	G	FG-FGA	PCT	3P-3PA	PCT	FT-FTA	PCT	PTS	AVG
1999-00	30	39-131	.298	17-66	.258	22-29	.759	117	3.9
2000-01	30	121-316	.383	83-221	.376	33-50	.660	358	11.9
2001-02	29	126-312	.404	69-187	.369	72-90	.800	393	13.6
2002-03	28	66-198	.333	31-129	.240	41-60	.683	204	7.3
Totals	117	352-957	.368	200-603	.332	168-229	.734	1072	9.2




DON ADAMS — 1,066 Points

East Point, Ga./James Abrams
Forward • 6-6 • 220

28

Season	G	FG-FGA	PCT	FT-FTA	PCT	PTS	AVG
1967-68	23	118-318	.371	61-91	.670	297	12.9
1968-69	24	145-338	.429	89-122	.730	379	15.8
1969-70	24	150-324	.463	90-121	.743	390	16.3
Totals	71	413-980	.421	240-334	.719	1066	15.0







1,000-POINT SCORERS



JEFF GROSE — 1,052 Points
Warsaw, Ind./Warsaw
Guard • 6-2 • 183

29



Season	G	FG-FGA	PCT	3P-3PA	PCT	FT-FTA	PCT	PTS	AVG
1985-86	27	70-186	.376	—	—	38-43	.884	178	6.6
1986-87	27	71-175	.406	25-55	.455	32-38	.842	199	7.4
1987-88	28	133-323	.412	50-136	.368	74-87	.851	390	13.9
1988-89	28	99-227	.436	50-120	.417	37-42	.881	285	10.2
Totals	110	373-911	.409	125-311	.402	181-210	.862	1052	9.6



RAY RAGELIS — 1,023 Points
East Chicago, Ill./East Chicago Washington
Forward • 6-4 • 200

30



Season	G	FG-FGA	PCT	FT-FTA	PCT	PTS	AVG
1948-49	21	n/a	n/a	n/a	n/a	264	12.6
1949-50	22	133-327	.407	72-125	.576	338	15.4
1950-51	22	146-354	.412	129-202	.638	421	19.1
Totals	65	n/a	n/a	n/a	n/a	1023	15.7



RICH FALK — 1,001 Points
Galva, Ill./Galva
Guard • 6-0 • 163

31

Season	G	FG-FGA	PCT	FT-FTA	PCT	PTS	AVG
1961-62	23	59-136	.434	22-39	.567	140	6.1
1962-63	24	146-309	.473	80-104	.769	372	15.5
1963-64	21	204-452	.451	81-106	.764	489	23.3
Totals	68	409-897	.456	183-249	.735	1001	14.7



BILLY McKINNEY, the second-leading scorer in Northwestern history, drives to the basket against Indiana's Scott May during a game on January 18, 1975.

ALL-TIME LETTERWINNERS



The listing of all-time men's basketball lettermen is as complete and accurate as historical records allow and includes only those players which earned a varsity letter; student-managers and trainers are not listed. The information on each student-athlete was compiled from media guides, programs, yearbooks and academic records. Corrections and additions are welcomed if they can be verified. Inquiries should be directed to Northwestern's athletic communications office.

*Current players who have previously lettered are listed in **bold italics**.*

A

Aaron, Art, 1981, 82, 83, 84
 Abbott, James, 1928
 Adams, Don, 1968, 69, 70
 Adrianson, Rocky, 1982
 Aldrich, Anderson, 1912, 13, 14
 Allen, Tony, 1975, 76, 77, 78
 Allouche, Danny, 1999
 Alsdorf, Greg, 1958
 Ammons, Carvell, 1997
 Anderson, Bobby, 1980, 81
 Ashbaugh, Bryan, 1972, 73, 74

B

Babbitt, George, 1913
 Baggott, Robert, 1950
 Baker, Edward, 1941
 Baker, Ralph, 1925
 Baldwin, Pat, 1991, 92, 93, 94
 Baran, Nikola, 2008
 Barr, James, 1947, 48, 49, 50
 Bauer, Bill, 1972
 Bauman, Max, 1933
 Becker, Dick, 1959
 Beckley, Tom, 1948, 49
 Bellows, Franklin, 1917
 Bellows, John, 1919, 20
 Bender, Hiram, 1935, 36, 37
 Bennett, Sidney, 1917
 Benson, George, 1940, 41, 42
 Berg, Chris, 1984, 87
 Berg, Steve, 1970, 71, 72
 Bergherm, Russell, 1929, 30
 Berry, Dick, 1957, 58, 59
 Bielenberg, Douglas, 1950

Biever, John, 1952, 53, 54
 Blackard, Jeff, 1980, 81
 Blaha, Don, 1952, 53
 Blake, Winston, 2000, 01, 02, 03
 Blasius, Donald, 1949, 50, 51
 Blume, Elmer, 1935, 36, 37
 Boesen, Pete, 1976, 77, 78, 79
 Bone, Dave, 1961, 62
 Bonner, Julian, 1996, 97, 98, 99
 Bood, Ed, 1957, 58
 Booz, Edwin, 1912
 Boswell, Clarence, 1910
 Bradof, Jim, 1968, 69, 70
 Brady, Bernard, 1951, 52
 Bragiel, Jim, 1953, 54, 55
 Branch, Joe, 1995, 96, 97, 98
 Branch, Morel, 1984, 85, 86
 Brandt, Chuck, 1959, 60, 62
 Bresnahan, Dennis, 1968
 Brewer, Donald, 1932, 33, 34
 Brodnan, John, 1973, 74
 Bromberg, Phil, 1955, 56, 57
 Brooks, Richard, 1940
 Brooks, Marc, 1988
 Brotz, Don, 1988, 89, 90, 91
 Brown, Don, 1963, 64, 65
 Buford, Terry, 1986, 87, 88, 89
 Burke, Jason, 2000, 01, 02, 03
 Burke, Sterling, 1967, 68, 69
 Burns, Jim, 1965, 66, 67
 Butherus, Albert, 1939, 40, 41


C

Cacciatore, Bill, 1960, 61, 62
 Campbell, Floyd, 1958, 59, 60
 Campbell, Mike, 1977, 78, 79, 80
 Capocci, Mike, 2008, 09, 10, 11
 Carle, Jerry, 1944, 47, 48
 Carlisle, Geno, 1995, 96
 Carroll, Randy, 1976, 77, 78, 79
 Carter, Neil, 1946
 Cartwright, Brad, 1974, 75, 77
 Cedarstrom, James, 1950, 51, 52
 Chamberlain, Brian, 1995, 96
 Christmann, William, 1924, 25, 26
 Clary, Marty, 1982, 83
 Clason, Henry, 1940, 41, 42
 Clawson, Donald, 1940, 41, 42
 Clawson, Frank, 1944, 45
Cobb, JerShon, 2011, 12
 Coble, Kevin, 2007, 08, 09
 Collier, Joe, 1952
 Coté, Bernard, 2006
 Cowden, Albert, 1905
 Crandall, Don, 1969, 70, 71
Crawford, Drew, 2010, 11, 12
 Cressor, Paul, 1963
 Cucuz, Bo, 1985, 86, 87, 88


Culbertson, John, 1907, 08
 Culver, Nelson, 1933, 34
 Cummins, Jim, 1965, 66, 67
 Cunningham, Barclay, 1911, 12
 Curfman, Chris, 1975
 Curletti, Davide, 2009, 10, 11, 12
 Currie, James, 1937, 38, 39
 Curtis, Arthur, 1927

D

Daley, John, 1920
 Dammeier, Terry, 1973, 74
 Davis, Bernard, 1939
 Davis, Dan, 1967, 68, 69
 Day, Marlon, 2008, 09
 Dean, Darreion, 1995
 Dean, Randy, 1974
 Dean, Rob, 1974
 Dellefield, Larry, 1951, 52, 53
 Dennis, Larry, 1975
 Deren, Brody, 2000
 Diehl, Cleo, 1937
 Dixon, Roy, 1983, 84, 85, 86
 Dobbins, Lyle, 1978, 79
 Doren, Walt, 1956
 Dorner, Pierre, 1905
 Douglass, Paul, 1970, 71, 72
 Doyle, Tim, 2005, 06, 07
 Drayton, Collier, 2000, 01, 02
 Driscoll, John, 1916
 Duerksen, Craig, 1995, 96
 Duhart, Fred, 1955, 56, 57
 Duvancic, Davor, 2002, 03, 04, 05




BRYAN ASHBAUGH



PAUL DOUGLASS

E

Egan, John, 1978, 79, 80, 81
 Ehmann, Frank, 1952, 53, 54, 55
 Eielson, Harry, 1919
 Ellingwood, Lloyd, 1917, 18
 Ellis, Harvey, 1914, 15, 16
 Endsley, Jim, 1976, 78, 79
 Eschmeyer, Evan, 1996, 97, 98, 99
 Eschmeyer, Jeff, 1998, 99, 2000
 Esser, Ted, 1942




ELLIOT FULLEN

F

Falk, Rich, 1962, 63, 64
 Farber, Saul, 1931, 32

ALL-TIME LETTERWINNERS




JOE HARMSEN


Feaman, Perry, 1939
Felt, George, 1944, 47
Fendley, Jake, 1949, 50, 51
Fenlon, Bill, 1976, 77, 78, 79
Fields, David, 1974, 75, 76, 77
Fine, Richard, 1938
Fisher, Lyle, 1934, 35
Fisher, Waldo, 1926, 27, 28
Flanagan, Joe, 1983, 84, 85, 86
Ford, Vern, 1967
Forss, Frank, 1932
Franzen, Vernon, 1921, 22, 23
Fruendt, Nick, 2009, 10, 11, 12
Fullen, Elliot, 1984, 85, 86, 87

G

Gamber, Terry, 1967, 68, 69
Gargas, Chester, 1936
Gerken, Arthur, 1938
Gesler, Wendell, 1917, 18
Gibbs, Bill, 1961, 62, 63
Gibson, Brian, 1977, 78, 79, 80
Giusfredi, Albert, 1950, 51
Gleichmann, Harold, 1927, 28, 29
Glenn, John, 1934, 35, 36
Goldstein, Edwin, 1950
Goode, Andre, 1982, 83, 84, 85
Gorman, Larry, 1991
Grady, Bob, 1979, 80, 81, 82
Graham, Alva, 1924
Graham, Otto, 1942, 43, 44
Grant, Harold, 1952, 53, 54, 55
Greaves, Joseph, 1925
Greer, Jerry, 1958, 59, 60
Grier, Josh, 2004
Grose, Jeff, 1986, 87, 88, 89



RON KOZLICKI



RICK LOPOSSA

H

Haas, John, 1928, 29
Hachad, Mohamed, 2003, 04, 05, 06
Hails, Robert, 1930
Hale, Hilton, 1975, 76
Halquist, Ted, 1951
Hanlon, Sean, 1997
Hanselman, Ben, 1932
Hansen, Denny, 1962, 63, 64
Hardy, Tavaras, 1999, 2000, 01, 02
Harlow, Hayden, 1929
Harman, Lester, 1938, 39, 40
Harmsen, Joe, 1996, 97, 98, 99
Harris, Napoleon, 1998
Hart, James, 1946

Hartless, Rod, 1958, 59
Hasse, Clarence, 1941, 42, 43
Hathaway, Earl, 1927
Haunty, Jake, 1991
Hearn, Reggie, 2010, 11, 12
Hedstrom, Burt, 1947
Heinemeyer, Floyd, 1919
Heise, Tom, 1991
Henneberry, Kyle, 1997
Hentz, Barry, 1970, 71, 72
Heppes, Donald, 1924
Heren, Hubert, 1908, 09, 10
Hildebrand, Bob, 1974, 75, 76, 77
Hiser, David, 1974, 75, 76, 77
Hoeveler, Justin, 2006
Hoffman, Gildea, 1924
Holmes, David, 1989, 90
Holmes, Elmer, 1914
Holmes, Willard, 1921, 22, 23
Hook, Jay, 1956, 57
Horvatic, Walter, 1949, 50, 51
Houlihan, Patrick, 2006, 07, 08, 09
Howell, Charles, 1990, 91, 92, 93
Howland, Frank, 1944
Hubbard, Clifford, 1910
Hubbell, Reader, 1917, 18
Hughes, Langston, 2000
Hughes, Robert, 1947, 48, 49
Hurley, Terry, 1967, 68, 69
Husar, Erwin, 1942

I

Ivankovich, Dan, 1984

J

Jackson, Don, 1963, 64, 65
Jackson, Randy, 1973, 74
Jake, Robert, 1942, 43
Jenkins, Michael, 1980, 81, 82, 83
Jenkins, Michael, 2002, 04, 05, 06
Jennings, Aaron, 2000, 01, 02, 03
Jerdan, Myles, 1969, 70, 71
Jimenez, Omar, 2012
Johnson, Ben, 2000, 01
Johnson, Dick, 1957, 58, 59
Johnson, Douglas, 1910
Johnson, Elmer, 1931, 32, 33
Johnson, Fred, 1945
Johnson, Jevon, 1994, 95, 96, 97
Johnson, Russell, 1924
Johnsos, Luke, 1927, 28
Jones, Paul, 1936

Jones, Willie, 1958, 59, 60
Joost, Eric, 1984, 85
Jung, Brian, 1979, 80

K

Kachan, Kevin, 1972, 73, 74
Kammrath, Matt, 1997, 98, 99
Karstens, John, 1924, 25
Kauber, Warren, 1959
Kawal, Albert, 1933, 34, 35
Keeley, Phil, 1962, 63, 64
Kelley, Dale, 1968, 69, 70
Kennedy, Joe, 2004, 05, 06, 07
Kershaw, George, 1924, 25
Kincaid, Herbert, 1915, 16
King, LeRoy, 1946
Kirkpatrick, Kip, 1991, 92, 93, 94
Klaas, Bob, 1976, 77, 78, 79
Klein, Richard, 1940
Koble, Robert, 1939
Koehler, Robert, 1918
Kozlicki, Ron, 1965, 66, 67
Kreamer, Tommy, 1993
Kreft, Dan, 1994, 95, 96
Kruger, Donald, 1940, 41, 42
Kruse, James, 1950, 51
Kurka, Larry, 1952, 53, 54

L

Lambiotte, Walker, 1989, 90
Lamke, Earl, 1910, 11, 12
Lamke, Raymond, 1911, 12, 13
Lane, Edwin, 1920
Langenstein, Chester, 1920
LeBuhn, Rob, 1952, 53, 54
Lepore, Steve, 1999, 2000
Leslie, Todd, 1990, 91, 92, 94
Levering, Gordon, 1959
Levison, George, 1927
Ligare, Victor, 1918, 19, 20
Lindgren, Charles, 1946
Ling, Tony, 1992, 93
Lockhart, Robert, 1930, 32
Lofgren, Philip, 1945, 46, 47
Long, Drew, 2002
Lopossa, Rick, 1962, 63, 64
Lose, Glen, 1955, 56, 57
Lounsbury, Jackson, 1991
Ludy, Perry, 1971
Lumpkins, Larry, 1979, 80
Lund, Arnold, 1926
Lutgens, Ken, 1961, 62, 63
Lyman, George, 1921

ALL-TIME LETTERWINNERS



M

MacDonald, Edward, 1930
 MacTaggart, Robert, 1946
 Maddock, George, 1948, 49
 Manske, Edgar, 1933, 34
 Mantis, Nick, 1957, 58, 59
Marcotullio, Alex, 2010, 11, 12
 Marifke, Jerry, 1976, 77, 78, 79
 Marquardt, Allen, 1917, 18, 19
 Marshall, Frank, 1924, 25, 26
 Marshall, Harry, 1946
 Martz, John, 1965, 66
 Marvil, Dallas, 1930
 Mason, Rich, 1965
 Mast, Dick, 1955, 56, 57
 Matthews, Frank, 1924, 25, 26
 McAllister, Robert, 1939
 McAnnally, Jess, 1935
 McCants, Ed, 2001
 McCarnes, Donald, 1941
 McCarnes, Robert, 1930, 31, 32
 McJohnston, Harrison, 1905
 McKenzie, Harold, 1921, 22, 23
 McKinney, Billy, 1974, 75, 76, 77
 McMichael, Mike, 1936, 37, 38
 McMillen, Arnold, 1943
 Melchoir, Charles, 1938, 39, 40
 Melchior, Jean-Marc, 2006, 07, 08
 Mercer, Guy, 1935, 36, 37
 Milam, Dave, 1966
 Milam, Dick, 1974, 75
 Miller, Clarence, 1905
 Miller, John, 1961, 62, 63
 Miller, Robert, 1905
 Mirkovic, Luka, 2009, 10, 11, 12
 Moeller, Kenneth, 1934
 Molnar, Aron, 1997, 98, 99
Montgomery III, James, 2012
 Moonshower, Marvin, 1933
 Moran, Barry, 1970, 71, 72
 Moore, Craig, 2006, 07, 08, 09
 Morris, John, 1945
 Morris, Max, 1945, 46
 Morris, Shon, 1985, 86, 87, 88
 Morse, Edson, 1933
 Mottram, Joe, 1952
 Mundy, Merrill, 1929, 30
 Murray, Colin, 1981, 82, 84, 85

N

Nagode, Jake, 1936, 37, 38
 Nash, Jeremy, 2007, 08, 09, 10
 Neloms, Cedric, 1992, 93, 94, 95
 Nelson, Jerry, 1964, 65, 66
 Neuffer, Eisten, 1947

Newby, Clarence, 1915
 Newman, David, 1999, 2000
 Nichols, Austin, 2010, 11
 Nixon, Kevin, 1990
 North, Bill, 1958, 59, 60
 Norton, John, 1945

O

Okrzesik, Jason, 2007, 08
 Osborne, Robert, 1941
 Otis, Joe, 1972, 73, 74
 Owen, Carl, 1927

P

Palmer, Charles, 1921
 Park, Lawrence, 1913
 Parker, T.J., 2003, 04, 05
 Paterson, James, 1921, 22, 23
 Patterson, Frank, 1915, 16
 Pedersen, Evan, 1989, 90
 Peljusic, Ivan, 2008, 09, 10, 11
 Pendergrast, Delbert, 1935, 36
 Pendleton, Robert, 1933
 Perry, Chester, 1933
 Peterson, John, 1982, 83, 84, 85
 Petrancek, Frank, 1952, 53, 54
 Petrovic, Milan, 1985, 86, 87, 88
 Pettit, Lloyd, 1945
 Piper, Robert, 1910, 11
 Pitts, Brian, 1983, 84, 86, 87
 Pitts, Jim, 1964, 65, 66
 Poetter, Erwin, 1941
 Polite, Don, 1987, 88, 89, 90
 Pomeday, Nate, 1996, 97, 98, 99
 Porth, Victor, 1940
 Potter, Tom, 1961
 Preston, Tom, 1969, 70, 71
 Printen, John, 1965

Q


Queen, Aaric, 1991, 92
 Quinter, Alvine, 1926

R


Rader, Allan, 1907, 08
 Radtke, Ed, 1962
 Ragelis, Edward, 1951, 52
 Ragelis, Ray, 1949, 50, 51
 Rankin, Kevin, 1991, 92, 93, 94
 Rathel, Gaddis, 1980, 81, 82, 83
 Rayford, T.J., 1992, 93, 94
 Reece, Lucis, 1988, 89, 90, 91
 Reeves, Mike, 1968, 69, 70
 Reiff, Joseph, 1931, 32, 33
 Reinert, Jim, 1977
 Richardson, Clarence, 1982, 83, 84, 85
 Rickards, Sterling, 1933
 Riel, Bert, 1929, 30, 31
 Riessen, Marty, 1962, 63, 64
 Roberson, Rod, 1978, 79, 80, 81
 Robinson, Adam, 2000
 Rosenfeld, Milton, 1933, 34, 35
 Ross, Bryan, 1987, 88, 89
 Ross, Harry, 1907, 08, 09
 Ross, Rob, 1989, 90
 Rothrock, John, 1945
 Rowley, Kyle, 2009, 10
 Ruklick, Joe, 1957, 58, 59
 Rusch, Robert, 1926, 27, 28
 Ryan, Jeff, 2007, 08, 09, 11

S


Sabine, Dick, 1937
 Sarno, Jim, 1968, 69, 70
 Saunders, Charles, 1920, 21, 22
 Saunders, Larry, 1968
 Saviano, Rocky, 1986
 Scanlan, George, 1911, 12, 13
 Schadler, Bernard, 1944, 45, 47
 Schaefer, Dick, 1965
 Schneberger, George, 1915
 Schnepf, Tom, 1981
 Schner, Larry, 1981, 82
 Schultz, Harold, 1929
 Schultz, Paul, 1981, 82, 83, 84
 Schulz, Bill, 1956, 57
 Schumacher, Ronald, 1943, 44
 Schwabe, Brian, 1986, 88, 89, 90
 Scott, Vince, 2004, 05, 06, 07
 Seacat, Evan, 2003, 04, 05, 06
 Seder, Arthur, 1941
 Sharer, Charles, 1913
 Sharer, Dwight, 1922
 Sharp, Nathan, 1914
 Shepard, Robert, 1939, 40
 Shoger, Ron, 1970, 71, 72
 Shurna, John, 2009, 10, 11, 12
 Sibley, Mark, 1971, 72, 73



DICK MAST



FRANK PETRANCEK



NATE POMEDAY



ALL-TIME LETTERWINNERS



PAUL SCHULTZ

Sickels, Duane, 1944, 45
 Simpson, Eric, 1991, 92, 93, 94
 Smith, Arthur, 1931, 32
 Smith, Jean, 1936, 37, 38
 Snyder, Brad, 1959, 60, 61
Sobolewski, Dave, 2012
 Soltau, Thomas, 2002
 Spoerer, Edward, 1934
 Stack, Jim, 1980, 81, 82, 83
 Steger, Matt, 2007, 08, 09, 10
 Stegman, Walter, 1923, 24
 Sticklen, William, 1948, 49
 Stillwell, Jack, 1955
 Stoeppelwerth, Walt, 1953, 54, 55
 Strumillo, Chester, 1947, 48, 49
 Stuntzner, Dave, 1958
 Styles, Phil, 1988, 89
 Sund, Rick, 1971, 72, 73
 Sutton, Jerry, 1967, 68, 69
 Svete, Bob, 1975, 76, 77
 Swift, George, 1907, 08, 09


Vodick, Nick, 1943, 44
 Voigts, Robert, 1937, 38, 39
 Vukusic, Vedran, 2002, 04, 05, 06

W


Wall, Chris, 1975, 76, 77, 78
 Wallace, James, 1973, 75, 76
 Walter, Russell, 1928, 29, 30
 Walters, Rex, 1989, 90
 Ward, John, 1944, 47, 48
 Warren, Phil, 1957, 58, 59
 Watts, Shawn, 1984, 85, 86, 87
 Weatherby, C., 1913
 Weaver, Mike, 1966, 67, 68
 Weinberger, Albert, 1905
 Wells, Burman, 1907
 Wells, Greg, 1972, 73, 75
 Wells, Harry, 1911, 12, 13
 Wells, Ralph, 1960, 61, 62
 Welsh, John, 1941
 Wendland, Russell, 1941, 42, 43
 Werts, Clarence, 1911
 Wessling, Homer, 1908, 09
 Wheeler, Emerson, 1946
 Whelan, John, 1931
 White, Harold, 1925, 26
 Whittle, Glenn, 1914, 15, 16
 Whittle, Harold, 1913, 14
 Wilcox, Robert, 1918, 19, 20
 Wilkins, Albert, 1933, 34, 35
 Williams, Sterling, 2006, 07, 08, 09
 Williams, Willie, 1974, 75
 Wink, Sean, 1998, 99
 Woislaw, Bill, 1961, 62, 63
 Wood, Bob, 1964
 Worland, Donald, 1936
 Worthington, Tom, 1947, 48, 49
 Wright, Frank, 1945
 Wyss, Tim, 1986, 87

T

Taylor, Clinton, 1931
 Teasley, Tim, 1973, 74, 75, 76
 Teigeler, Fred, 1919
 Thomas, Chuck, 1957
 Thompson, David, 1910, 11
 Thompson, Michael, 2008, 09, 10, 11
 Thompson, Mike, 2005
 Tiberi, Walt, 1965, 66, 67
 Tolic, Ivan, 2004, 07
 Tourek, Charles, 1946, 47, 48
 Towne, Patrick, 2001, 02, 03
 Trenkle, Fred, 1936, 37, 38
 Trompeter, Dennis, 1975, 76
 Tucker, Dustin, 1907
 Turner, Donald, 1940



BOB VOIGTS



RALPH WELLS

U

Uebele, Herman, 1956, 57
 Underhill, Marshall, 1916, 17, 18

V

Vance, Addington, 1939, 40
 Vana, John, 1997
 Vance, Norman, 1935, 36, 37
 Vehe, Walter, 1914

Y

Yonke, Bret, 1993
 Young, Albert, 1940
 Young, George, 1919, 20
 Young, Jitim, 2001, 02, 03, 04

Z

Zuravleff, Joe, 1947, 48

POSTSEASON RESULTS




BIG TEN TOURNAMENT HISTORY

1998 (Chicago)	
3/5	#8 Minnesota vs. #9 Northwestern.....L, 64-56
1999 (Chicago)	
3/4	#8 Northwestern vs. #9 Penn State..... W, 54-44
3/5	#1 Michigan State vs. #11 NorthwesternL, 61-59
2000 (Chicago)	
3/9	#6 Wisconsin vs. #11 NorthwesternL, 51-41
2001 (Chicago)	
3/8	#6 Iowa vs. #11 Northwestern.....L, 72-55
2002 (Indianapolis)	
3/7	#7 Northwestern vs. #10 Michigan.....L, 72-51
2003 (Chicago)	
3/13	#10 Northwestern vs. #7 Minnesota..... W, 76-64
3/14	#2 Illinois vs. #10 Northwestern.....L, 94-65
2004 (Indianapolis)	
3/11	#6 Northwestern vs. #11 Penn State..... W, 57-52
3/12	#3 Michigan State vs. #6 NorthwesternL, 68-55
2005 (Chicago)	
3/10	#8 Northwestern vs. #9 Michigan..... W, 58-56
3/11	#1 Illinois vs. #8 NorthwesternL, 68-51
2006 (Indianapolis)	
3/7	#8 Penn State vs. #9 Northwestern.....L, 60-42
2007 (Indianapolis)	
3/8	#7 Michigan State vs. #10 NorthwesternL, 62-57
2008 (Indianapolis)	
3/13	#6 Minnesota vs. #11 NorthwesternL, 55-52
2009 (Indianapolis)	
3/12	#8 Minnesota vs. #9 Northwestern.....L, 66-53
2010 (Indianapolis)	
3/11	#7 Northwestern vs. #10 Indiana W, 73-58
3/12	#2 Purdue vs. #7 Northwestern.....L, 69-61
2011 (Indianapolis)	
3/10	#8 Northwestern vs. #9 Minnesota..... W, 75-65
3/11	#1 Ohio State vs. #8 NorthwesternL, 68-61 (OT)
2012 (Indianapolis)	
3/8	#7 Northwestern vs. #10 Minnesota.....L, 75-68 (OT)

NATIONAL INVITATION TOURNAMENT HISTORY

1983	
3/17	Northwestern vs. Notre Dame* W, 71-57
3/21	Northwestern at DePaulL, 65-63
1994	
3/16	Northwestern vs. DePaul..... W, 69-68
3/21	Northwestern vs. XavierL, 83-79 (OT)
1999	
3/10	Northwestern at DePaulL, 69-64
2009	
3/18	Northwestern at TulsaL, 68-59
2010	
3/17	Northwestern at Rhode IslandL, 76-64
2011	
3/16	Northwestern vs. Milwaukee..... W, 70-61
3/19	Northwestern at Boston College..... W, 85-67
3/23	Northwestern at Washington State.....L, 69-66 (OT)
2012	
3/13	Northwestern vs. Akron W, 76-74
3/16	Northwestern at Washington.....L, 76-55

* Played at Rosemont Horizon; Rosemont, Ill.



JOHN SHURNA scored 25 points and grabbed eight rebounds in Northwestern's 70-61 win in the NIT first round on March 16, 2011.



YEAR-BY-YEAR RECORDS

Season	Overall					Big Ten		Place	Coach
	W	L	Home	Away	Neutral	W	L		
1904-05	2	2	1-1	1-1	—	—	—	—	Tom Holland
1905-06	No Games Played								
1906-07	1	5	1-4	0-1	—	—	—	—	Louis Gillesby
1907-08	2	7	2-3	0-4	—	—	—	—	Louis Gillesby
1908-09	1	7	1-6	0-1	—	1	4	7th	Louis Gillesby
1909-10	0	9	0-5	0-4	—	0	9	8th	Louis Gillesby (4-28, 1-13)
1910-11	3	15	4-8	0-7	—	1	12	8th	Stuart Templeton
1911-12	4	9	4-4	0-5	—	0	8	8th	Charles Hammett
1912-13	14	4	10-2	4-2	—	7	2	2nd	Dennis Grady
1913-14	11	6	8-3	3-3	—	6	5	5th	Dennis Grady (25-10, 13-7)
1914-15	11	8	7-4	4-4	—	5	5	t-4th	Fred Murphy
1915-16	14	5	7-1	7-4	—	9	3	t-2nd	Fred Murphy
1916-17	3	11	2-6	1-5	—	2	10	8th	Fred Murphy (28-24, 16-18)
1917-18	6	4	6-1	1-3	—	5	3	3rd	Norman Elliott
1918-19	7	6	4-2	2-4	—	6	4	3rd	Tom Robinson
1919-20	3	7	3-3	0-4	—	2	6	t-7th	Norman Elliott (10-11, 7-9)
1920-21	2	12	2-6	0-6	—	1	11	10th	Ray Elder
1921-22	7	11	7-2	0-9	—	3	9	10th	Dana Evans
1922-23	5	11	3-6	2-4	—	3	9	8th	Maury Kent
1923-24	0	16	0-9	0-7	—	0	12	10th	Maury Kent
1924-25	6	10	4-5	2-5	—	4	8	8th	Maury Kent
1925-26	5	12	5-5	0-7	—	3	9	10th	Maury Kent
1926-27	3	14	3-7	0-7	—	1	11	t-9th	Maury Kent (19-62, 11-49)
1927-28	12	5	9-1	3-4	—	9	3	t-3rd	Arthur Lonborg
1928-29	12	5	8-2	4-3	—	7	5	4th	Arthur Lonborg
1929-30	8	8	4-5	4-3	—	6	6	6th	Arthur Lonborg
1930-31	16	1	9-1	7-0	—	11	1	1st	Arthur Lonborg
1931-32	13	5	7-3	5-2	1-0	9	3	t-2nd	Arthur Lonborg
1932-33	15	4	11-0	4-4	—	10	2	t-1st	Arthur Lonborg
1933-34	11	8	8-3	3-5	—	8	4	t-2nd	Arthur Lonborg
1934-35	10	10	8-5	2-5	—	3	9	8th	Arthur Lonborg
1935-36 #	13	6	9-2-1	4-4	—	7	5	t-3rd	Arthur Lonborg
1936-37	11	9	8-5	3-4	—	4	8	7th	Arthur Lonborg
1937-38	10	10	6-5	4-5	—	7	5	t-3rd	Arthur Lonborg
1938-39	7	13	6-5	1-8	—	5	7	6th	Arthur Lonborg
1939-40	13	7	9-2	4-5	—	7	5	t-4th	Arthur Lonborg
1940-41	7	11	6-4	1-7	—	3	9	9th	Arthur Lonborg
1941-42	8	13	5-5	2-6	1-2	5	10	t-7th	Arthur Lonborg
1942-43	8	9	4-1	3-4	1-4	7	5	3rd	Arthur Lonborg
1943-44	12	7	2-2	5-3	5-2	8	4	t-4th	Arthur Lonborg
1944-45	7	12	3-1	2-6	2-5	4	8	t-6th	Arthur Lonborg
1945-46	15	5	6-0	4-4	5-1	8	4	t-3rd	Arthur Lonborg
1946-47	7	13	3-1	0-6	4-6	2	10	9th	Arthur Lonborg
1947-48	6	14	5-2	0-6	1-6	3	9	t-8th	Arthur Lonborg
1948-49	5	16	1-2	1-8	3-6	2	10	9th	Arthur Lonborg
1949-50	10	12	5-0	1-6	4-6	3	9	t-8th	Arthur Lonborg (236-203, 138-141)
1950-51	12	10	5-3	6-5	1-2	7	7	t-4th	Harold Olsen
1951-52	7	15	6-5	1-10	—	4	10	t-8th	Harold Olsen (19-25, 11-17)
1952-53	6	16	4-8	2-8	—	5	13	8th	Waldo Fisher
1953-54	9	13	8-3	1-10	—	6	8	t-5th	Waldo Fisher
1954-55	12	10	11-2	1-8	—	7	7	5th	Waldo Fisher
1955-56	2	20	2-9	0-11	—	1	13	10th	Waldo Fisher
1956-57	6	16	4-7	1-9	1-0	2	12	10th	Waldo Fisher (35-65, 21-53)
1957-58	13	9	7-4	4-5	2-0	8	6	t-4th	William Rohr
1958-59	15	7	8-4	7-2	0-1	8	6	t-2nd	William Rohr
1959-60	11	12	6-5	4-6	1-1	8	6	t-3rd	William Rohr
1960-61	10	12	8-4	2-7	0-1	6	8	6th	William Rohr
1961-62	8	15	6-6	2-8	0-1	3	11	t-9th	William Rohr
1962-63	9	15	5-5	3-8	1-2	6	8	7th	William Rohr (66-70, 39-45)
1963-64	8	13	7-4	1-7	0-2	6	8	t-6th	Larry Glass

YEAR-BY-YEAR RECORDS



Season	Overall			Big Ten			Place	Coach	
	W	L	Home	Away	Neutral	W			L
1964-65	7	17	2-9	4-5	1-3	3	11	9th	Larry Glass
1965-66	12	12	7-3	2-8	3-1	7	7	t-5th	Larry Glass
1966-67	11	11	7-3	4-6	0-2	7	7	t-5th	Larry Glass
1967-68	13	10	9-0	3-8	1-2	8	6	4th	Larry Glass
1968-69*	14	10	8-3	4-6	2-1	6	8	t-5th	Larry Glass, (61-81, 33-45) Brad Snyder
1969-70	9	15	5-5	2-6	2-4	4	10	9th	Brad Snyder
1970-71	7	17	6-6	1-11	—	3	11	10th	Brad Snyder
1971-72	5	18	2-7	2-9	1-2	3	11	10th	Brad Snyder
1972-73	5	19	4-6	0-12	1-1	2	12	10th	Brad Snyder (30-71, 16-46)
1973-74	9	15	6-7	2-7	1-1	3	11	9th	Tex Winter
1974-75	6	20	6-5	0-13	0-2	4	14	t-9th	Tex Winter
1975-76	12	15	7-5	3-9	2-1	7	11	t-7th	Tex Winter
1976-77 (F)	9	18	4-8	1-9	1-1	7	11	t-7th	Tex Winter
1977-78	8	19	5-8	1-10	2-1	4	14	t-9th	Tex Winter (44-87, 25-61)
1978-79	6	21	2-10	2-11	2-0	2	16	10th	Rich Falk
1979-80	10	17	9-7	1-9	0-1	5	13	10th	Rich Falk
1980-81	9	18	6-7	1-9	2-2	3	15	10th	Rich Falk
1981-82 (F)	9	18	7-5	1-10	1-3	5	13	9th	Rich Falk
1982-83 (F) (D)	18	12	13-2	3-9	2-1	8	10	8th	Rich Falk
1983-84 (F)	14	14	10-6	3-8	1-0	7	11	7th	Rich Falk
1984-85	6	22	5-10	1-12	—	2	16	10th	Rich Falk
1985-86	8	20	6-9	2-10	0-1	2	16	10th	Rich Falk (80-142, 34-110)
1986-87	7	21	7-8	0-13	—	2	16	t-9th	Bill Foster
1987-88	7	21	5-9	1-10	1-2	2	16	10th	Bill Foster
1988-89	9	19	6-7	1-10	2-2	2	16	10th	Bill Foster
1989-90	9	19	7-8	0-11	2-0	2	16	10th	Bill Foster
1990-91	5	23	3-10	0-11	2-2	0	18	10th	Bill Foster
1991-92	9	19	8-7	0-12	1-0	2	16	10th	Bill Foster
1992-93	8	19	7-6	1-11	0-2	3	15	10th	Bill Foster (54-141, 13-113)
1993-94	15	14	8-7	5-7	2-0	5	13	t-10th	Ricky Byrdsong
1994-95	5	22	4-9	0-13	1-0	1	17	11th	Ricky Byrdsong
1995-96	7	20	4-10	2-10	1-0	2	16	11th	Ricky Byrdsong
1996-97	7	22	6-10	1-10	0-2	2	16	11th	Ricky Byrdsong (34-78, 10-62)
1997-98	10	17	10-6	0-10	0-1	3	13	9th	Kevin O'Neill
1998-99	15	14	11-6	3-7	1-1	6	10	8th	Kevin O'Neill
1999-2000	5	25	5-12	0-9	0-4	0	16	11th	Kevin O'Neill (30-56, 9-39)
2000-01	11	19	8-7	1-10	2-2	3	13	11th	Bill Carmody
2001-02	16	13	10-3	3-7	3-3	7	9	7th	Bill Carmody
2002-03	12	17	10-7	1-8	1-2	3	13	10th	Bill Carmody
2003-04	14	15	10-3	3-9	1-3	8	8	t-5th	Bill Carmody
2004-05	15	16	12-4	1-9	2-3	6	10	8th	Bill Carmody
2005-06	14	15	9-5	3-8	2-2	6	10	t-8th	Bill Carmody
2006-07	13	18	10-8	1-8	2-2	2	14	t-10th	Bill Carmody
2007-08	8	22	5-11	3-10	0-1	1	17	11th	Bill Carmody
2008-09	17	14	13-4	4-9	0-1	8	10	9th	Bill Carmody
2009-10	20	14	15-4	2-9	3-1	7	11	t-7th	Bill Carmody
2010-11	20	14	13-4	5-9	2-1	7	11	8th	Bill Carmody
2011-12	19	14	12-5	4-8	3-1	8	10	t-7th	Bill Carmody (179-191, 66-136)

Overall Record: 979-1,400-1 (107 seasons)

Big Ten Record: 474-1,008

Northwestern and Notre Dame played to a 20-20 tie on Dec. 31, 1935.

* Larry Glass coached the first 18 games of 1968-69 before resigning, going 10-8 (2-6 Big Ten). Larry Snyder took over and went 4-2 (all in Big Ten) the remainder of the season.

(F) Records reflect overturned results due to subsequent forfeitures by opposing schools for NCAA violations. See year-by-year results for details. Affected Home, Away and Neutral records are in bold italics.

(D) Home games in 1982-83 were played at DePaul's Alumni Hall due to renovation of McGaw Hall (Welsh-Ryan Arena).



WILDCAT YEAR-BY-YEAR STATS

Year	GP	FG-A	Pct.	3FG-A	Pct.	FT-A	Pct.	OR-DR	TR-Avg.	F	A	TO	B	S	PTS-Avg.
2011-12	33	790-1754	.450	297-771	.385	409-592	.691	279-685	964-29.2	526	512	335	124	219	2286-69.3
2010-11	34	853-1897	.450	319-858	.372	416-570	.730	309-716	1025-30.1	584	568	335	108	227	2441-71.8
2009-10	34	789-1820	.434	317-887	.357	456-639	.714	350-741	1091-32.1	651	565	374	133	221	2351-69.1
2008-09	31	697-1568	.445	255-661	.386	318-461	.690	266-611	877-28.3	554	472	346	89	225	1967-63.5
2007-08	30	681-1541	.442	246-671	.367	246-372	.661	197-523	720-24.0	534	492	343	58	240	1854-61.8
2006-07	31	651-1490	.437	195-620	.315	253-359	.705	214-551	765-24.7	462	467	338	87	261	1750-56.5
2005-06	29	611-1369	.446	201-626	.321	273-404	.676	195-576	771-26.6	443	433	356	72	225	1696-58.5
2004-05	31	674-1490	.452	186-566	.329	294-482	.610	228-619	847-27.3	493	474	405	78	231	1828-59.0
2003-04	29	633-1448	.437	205-648	.316	316-473	.668	219-547	766-26.4	452	434	328	43	238	1787-61.6
2002-03	29	624-1455	.429	199-631	.315	369-529	.698	277-585	862-29.7	513	429	373	81	200	1816-62.6
2001-02	29	596-1425	.418	209-622	.336	328-542	.605	253-638	891-30.7	464	420	385	92	219	1729-59.6
2000-01	30	622-1538	.404	202-643	.314	355-529	.671	309-594	903-30.1	520	423	410	65	215	1801-60.0
1999-00	30	525-1426	.368	161-504	.368	334-483	.692	245-647	892-29.7	534	367	484	83	146	1545-51.5
1998-99	29	584-1354	.431	201-536	.375	372-537	.693	248-723	971-33.5	526	445	435	107	131	1741-60.0
1997-98	27	570-1203	.474	142-375	.379	354-579	.611	263-640	903-33.4	478	407	461	45	107	1636-60.6
1996-97	29	625-1490	.419	135-465	.290	332-548	.606	346-641	987-34.0	546	386	513	61	188	1717-59.2
1995-96	27	605-1499	.404	150-472	.318	368-573	.642	291-526	915-33.9	532	326	400	71	152	1728-64.0
1994-95	27	608-1525	.399	119-370	.322	431-619	.619	250-574	931-34.5	485	314	460	74	95	1766-65.4
1993-94	29	771-1649	.468	187-495	.378	445-609	.731	214-702	1019-35.1	498	516	410	97	184	2174-75.0
1992-93	27	708-1598	.443	82-287	.286	413-572	.722	N/A	951-35.2	539	394	439	73	222	1911-70.8
1991-92	28	660-1443	.457	91-251	.363	497-651	.763	N/A	917-32.8	577	343	507	75	195	1908-68.1
1990-91	28	712-1521	.468	109-251	.434	470-612	.768	N/A	866-30.9	557	396	522	57	215	2003-71.5
1989-90	28	825-1737	.475	116-260	.446	423-605	.699	N/A	872-31.1	613	441	415	43	225	2189-78.2
1988-89	28	814-1675	.486	100-261	.383	352-533	.660	N/A	918-32.8	598	440	485	50	204	2080-74.3
1987-88	28	673-1471	.458	100-256	.391	358-492	.728	N/A	770-27.5	570	341	442	52	201	1804-64.4
1986-87	28	659-1546	.426	N/A	N/A	376-567	.663	N/A	859-30.7	560	323	N/A	N/A	202	1754-62.6
1985-86	27	643-1508	.426	N/A	N/A	397-560	.709	N/A	852-31.6	472	285	N/A	N/A	147	1683-62.3
1984-85	28	619-1499	.413	N/A	N/A	338-482	.701	N/A	840-30.0	492	370	N/A	N/A	142	1576-56.3
1983-84	28	617-1340	.460	N/A	N/A	283-477	.593	N/A	796-28.4	503	351	N/A	N/A	182	1517-54.2
1982-83	30	728-1583	.460	N/A	N/A	407-624	.652	N/A	975-32.5	508	411	N/A	N/A	180	1886-62.9
1981-82	27	626-1435	.436	N/A	N/A	358-536	.668	N/A	924-34.2	526	264	N/A	N/A	119	1610-59.6
1980-81	27	643-1476	.436	N/A	N/A	441-621	.710	N/A	847-31.4	468	332	N/A	N/A	136	1727-63.9
1979-80	27	710-1568	.453	N/A	N/A	395-530	.745	N/A	891-33.0	533	392	N/A	N/A	157	1815-67.2
1978-79	27	709-1627	.436	N/A	N/A	399-561	.711	N/A	983-36.4	624	376	N/A	N/A	173	1817-67.3
1977-78	27	764-1810	.422	N/A	N/A	448-634	.706	N/A	1107-41.0	611	287	N/A	N/A	N/A	1977-73.2
1976-77	27	762-1776	.429	N/A	N/A	391-546	.716	N/A	1029-38.1	574	367	N/A	N/A	N/A	1915-70.9
1975-76	27	801-1731	.463	N/A	N/A	403-542	.744	N/A	1042-38.6	597	376	N/A	N/A	N/A	2005-74.3
1974-75	26	702-1676	.419	N/A	N/A	293-423	.693	N/A	993-38.2	545	227	N/A	N/A	N/A	1699-65.3
1973-74	24	709-1601	.443	N/A	N/A	276-403	.685	N/A	918-38.2	435	275	N/A	N/A	N/A	1694-70.6
1972-73	24	749-1850	.405	N/A	N/A	339-526	.644	N/A	1217-50.8	580	262	479	N/A	N/A	1837-76.5
1971-72	23	655-1552	.422	N/A	N/A	341-523	.652	N/A	1050-45.6	462	241	N/A	N/A	N/A	1651-71.7
1970-71	24	566-1655	.342	N/A	N/A	535-737	.726	N/A	1158-48.3	502	279	442	N/A	N/A	1959-81.6
1969-70	24	723-1624	.444	N/A	N/A	541-728	.744	N/A	1130-47.1	491	N/A	N/A	N/A	N/A	1987-82.8
1968-69	24	702-1615	.435	N/A	N/A	467-661	.706	N/A	1178-49.1	542	N/A	N/A	N/A	N/A	1871-78.0
1967-68	23	652-1650	.395	N/A	N/A	464-665	.698	N/A	1203-52.3	494	N/A	N/A	N/A	N/A	1768-76.9
1966-67	22	767-1727	.444	N/A	N/A	475-653	.727	N/A	1178-53.5	513	N/A	N/A	N/A	N/A	2009-91.3
1965-66	24	662-1673	.396	N/A	N/A	471-685	.688	N/A	1268-52.8	424	N/A	N/A	N/A	N/A	1785-74.8
1964-65	24	N/A	N/A	N/A	N/A	N/A	N/A	N/A	N/A	N/A	N/A	N/A	N/A	N/A	N/A
1963-64	21	655-1625	.403	N/A	N/A	307-489	.628	N/A	1193-56.8	399	N/A	N/A	N/A	N/A	1617-77.0
1962-63	24	N/A	N/A	N/A	N/A	N/A	N/A	N/A	N/A	N/A	N/A	N/A	N/A	N/A	N/A
1961-62	23	599-1522	.394	N/A	N/A	364-588	.619	N/A	1064-46.3	456	N/A	N/A	N/A	N/A	1562-67.9
1960-61	22	534-1415	.377	N/A	N/A	332-518	.641	N/A	999-45.4	421	N/A	N/A	N/A	N/A	1398-63.6
1959-60	23	611-1588	.385	N/A	N/A	379-591	.641	N/A	1131-49.2	427	N/A	N/A	N/A	N/A	1601-69.7
1958-59	22	700-1694	.413	N/A	N/A	370-583	.635	N/A	1228-55.8	398	N/A	N/A	N/A	N/A	1770-80.5
1957-58	22	688-1735	.396	N/A	N/A	314-478	.657	N/A	1055-N/A	390	N/A	N/A	N/A	N/A	1690-76.8
1956-57	22	614-1706	.360	N/A	N/A	353-548	.645	N/A	1160-N/A	N/A	N/A	N/A	N/A	N/A	1581-72.0
1955-56	22	544-N/A	N/A	N/A	N/A	439-N/A	N/A	N/A	941-N/A	493	N/A	N/A	N/A	N/A	1527-69.4
1954-55	22	630-N/A	N/A	N/A	N/A	489-N/A	N/A	N/A	N/A-N/A	N/A	N/A	N/A	N/A	N/A	1749-79.5
1953-54	22	534-N/A	N/A	N/A	N/A	475-N/A	N/A	N/A	N/A-N/A	N/A	N/A	N/A	N/A	N/A	1543-70.1
1952-53	22	541-N/A	N/A	N/A	N/A	499-775	N/A	N/A	N/A-N/A	N/A	N/A	N/A	N/A	N/A	1581-71.9

OPPONENT YEAR-BY-YEAR STATS



Year	GP	FG-A	Pct.	3FG-A	Pct.	FT-A	Pct.	OR-DR	TR-Avg.	F	A	TO	B	S	PTS-Avg.
2011-12	33	825-1826	.452	232-653	.355	370-532	.695	401-781	1182-35.8	591	502	422	99	173	2252-68.2
2010-11	34	822-1756	.468	201-581	.346	456-651	.700	315-815	1130-33.2	577	467	427	123	178	2301-67.7
2009-10	34	746-1767	.422	215-678	.317	531-736	.721	383-787	1170-34.4	643	496	439	114	193	2238-65.8
2008-09	31	642-1500	.428	204-596	.342	388-548	.708	340-689	1029-33.2	519	405	462	121	180	1876-60.5
2007-08	30	698-1444	.483	248-632	.392	394-558	.706	309-735	1044-34.8	443	481	457	101	175	2038-67.9
2006-07	31	642-1467	.438	210-608	.345	327-470	.696	354-682	1036-33.4	412	418	447	76	167	1821-58.7
2005-06	29	600-1395	.430	179-565	.317	318-486	.654	311-652	963-33.2	430	370	416	71	180	1697-58.5
2004-05	31	690-1530	.451	197-547	.360	346-507	.682	317-701	1018-32.8	499	402	449	112	216	1923-62.0
2003-04	29	679-1479	.459	191-539	.354	275-414	.664	334-689	1023-35.3	501	414	437	83	162	1824-62.9
2002-03	29	679-1516	.448	175-513	.341	372-566	.657	363-648	1011-34.9	534	399	389	87	206	1905-65.7
2001-02	29	624-1528	.408	179-548	.327	288-456	.632	348-702	1050-36.2	550	399	441	103	200	1715-59.1
2000-01	30	708-1569	.451	160-476	.336	360-525	.686	361-701	1062-35.4	542	442	433	123	193	1936-64.5
1999-00	30	674-1549	.435	159-465	.342	428-621	.689	328-737	1065-35.5	510	439	401	129	253	1935-64.5
1998-99	29	577-1548	.373	149-487	.306	352-497	.708	329-627	956-33.0	563	339	342	65	217	1655-57.1
1997-98	27	598-1407	.425	189-532	.355	339-470	.721	234-502	736-27.3	561	368	296	91	245	1724-63.9
1996-97	29	685-1572	.436	154-458	.336	412-586	.703	342-645	987-34.0	42	402	404	112	262	1936-66.8
1995-96	27	720-1539	.468	141-399	.353	408-583	.700	337-668	1005-37.2	526	439	353	103	210	1989-73.7
1994-95	27	852-1816	.469	185-486	.381	378-562	.673	411-720	1131-41.9	564	467	328	100	216	2267-84.0
1993-94	29	777-1828	.425	151-473	.319	367-525	.699	383-715	1098-37.9	558	431	395	95	194	2072-71.4
1992-93	27	751-1593	.471	130-408	.319	406-611	.664	N/A	993-36.8	439	392	426	103	225	2038-75.5
1991-92	28	757-1596	.474	131-326	.402	414-647	.640	N/A	930-33.2	528	452	422	98	235	2059-73.5
1990-91	28	850-1676	.507	138-357	.387	441-658	.670	N/A	959-34.3	514	490	446	84	242	2279-81.4
1989-90	28	853-1662	.513	102-309	.330	496-689	.720	N/A	1084-38.7	558	499	495	91	200	2304-82.3
1988-89	28	802-1640	.489	137-331	.414	457-675	.677	N/A	1029-36.8	517	466	492	73	218	2198-78.5
1987-88	28	746-1454	.513	90-214	.421	458-663	.691	N/A	934-33.4	511	461	441	76	238	2040-72.9
1986-87	28	788-1607	.490	N/A	N/A	437-633	.690	N/A	1052-37.6	532	504	N/A	N/A	242	2125-75.9
1985-86	27	830-1659	.500	N/A	N/A	356-490	.727	N/A	991-36.7	513	460	N/A	N/A	214	2016-74.7
1984-85	28	734-1511	.486	N/A	N/A	352-486	.724	N/A	937-33.5	466	486	N/A	N/A	195	1820-65.0
1983-84	28	626-1336	.469	N/A	N/A	337-474	.711	N/A	821-29.3	506	378	N/A	N/A	182	1589-56.8
1982-83	30	707-1621	.436	N/A	N/A	351-516	.680	N/A	1029-34.3	606	392	N/A	N/A	170	1802-60.1
1981-82	27	622-1379	.451	N/A	N/A	405-571	.709	N/A	857-31.7	546	322	N/A	N/A	173	1649-61.1
1980-81	27	806-1573	.512	N/A	N/A	332-480	.692	N/A	960-35.6	568	486	N/A	N/A	179	1944-72.0
1979-80	27	745-1530	.487	N/A	N/A	439-606	.724	N/A	964-35.7	521	439	N/A	N/A	196	1939-71.8
1978-79	27	782-1607	.487	N/A	N/A	463-682	.679	N/A	1018-37.7	584	443	N/A	N/A	221	2027-75.1
1977-78	27	840-1742	.482	N/A	N/A	453-672	.674	N/A	1186-43.9	590	387	N/A	N/A	N/A	2136-79.1
1976-77	27	836-1685	.496	N/A	N/A	463-648	.715	N/A	1174-43.5	570	415	N/A	N/A	N/A	2135-79.1
1975-76	27	797-1677	.475	N/A	N/A	474-659	.719	N/A	1091-40.4	563	408	N/A	N/A	N/A	2068-76.6
1974-75	26	741-1569	.472	N/A	N/A	420-583	.720	N/A	1102-42.4	498	351	N/A	N/A	N/A	1902-73.2
1973-74	24	744-1556	.478	N/A	N/A	264-393	.672	N/A	1042-43.4	494	264	N/A	N/A	N/A	1752-73.0
1972-73	24	794-1673	.475	N/A	N/A	413-629	.657	N/A	1166-48.6	483	300	480	N/A	N/A	2001-83.3
1971-72	23	693-1539	.450	N/A	N/A	390-612	.637	N/A	1097-47.6	395	210	N/A	N/A	N/A	1776-77.2
1970-71	24	N/A	N/A	N/A	N/A	N/A	N/A	N/A	1113-46.4	N/A	N/A	N/A	N/A	N/A	N/A
1969-70	24	N/A	N/A	N/A	N/A	N/A	N/A	N/A	N/A	N/A	N/A	N/A	N/A	N/A	N/A
1968-69	24	685-1639	.418	N/A	N/A	511-753	.679	N/A	1125-46.9	499	N/A	N/A	N/A	N/A	1881-78.3
1967-68	23	623-1523	.409	N/A	N/A	472-664	.711	N/A	1088-47.3	473	N/A	N/A	N/A	N/A	1718-74.7
1966-67	22	754-1727	.437	N/A	N/A	432-674	.674	N/A	1175-53.4	485	N/A	N/A	N/A	N/A	1940-88.2
1965-66	24	747-1787	.418	N/A	N/A	373-522	.715	N/A	1146-47.8	493	N/A	N/A	N/A	N/A	1867-77.8
1964-65	24	N/A	N/A	N/A	N/A	N/A	N/A	N/A	N/A	N/A	N/A	N/A	N/A	N/A	N/A
1963-64	21	646-1647	.392	N/A	N/A	372-531	.701	N/A	1119-53.3	363	N/A	N/A	N/A	N/A	1664-79.2
1962-63	24	N/A	N/A	N/A	N/A	N/A	N/A	N/A	N/A	N/A	N/A	N/A	N/A	N/A	N/A
1961-62	23	628-1571	.400	N/A	N/A	411-599	.701	N/A	1142-49.7	446	N/A	N/A	N/A	N/A	1667-72.5
1960-61	22	599-1510	.397	N/A	N/A	314-480	.654	N/A	1141-51.9	411	N/A	N/A	N/A	N/A	1518-69.0
1959-60	23	655-1570	.417	N/A	N/A	376-555	.678	N/A	1152-50.1	433	N/A	N/A	N/A	N/A	1686-73.3
1958-59	22	655-1805	.363	N/A	N/A	357-548	.651	N/A	1154-52.5	406	N/A	N/A	N/A	N/A	1667-75.8
1957-58	22	618-1711	.361	N/A	N/A	361-530	.681	N/A	1058-N/A	390	N/A	N/A	N/A	N/A	1597-72.6
1956-57	22	631-1649	.383	N/A	N/A	411-612	.672	N/A	1135-N/A	N/A	N/A	N/A	N/A	N/A	1673-76.0
1955-56	22	625-N/A	N/A	N/A	N/A	534-N/A	N/A	N/A	1146-N/A	438	N/A	N/A	N/A	N/A	1784-81.1
1954-55	22	594-N/A	N/A	N/A	N/A	512-N/A	N/A	N/A	N/A-N/A	N/A	N/A	N/A	N/A	N/A	1700-77.2
1953-52	22	506-N/A	N/A	N/A	N/A	531-N/A	N/A	N/A	N/A-N/A	N/A	N/A	N/A	N/A	N/A	1543-70.1
1952-53	22	585-N/A	N/A	N/A	N/A	510-808	N/A	N/A	N/A-N/A	N/A	N/A	N/A	N/A	N/A	1680-76.4



YEAR-BY-YEAR RESULTS

Legend:

(C)—Chicago Stadium (Chicago, Ill.)
 (R)—Rosemont Horizon/Allstate Arena (Rosemont, Ill.)
 (I)—Int'l Amphitheatre (Chicago, Ill.)
 (A)—DePaul's Alumni Hall (Chicago, Ill.)
 (U)—United Center (Chicago, Ill.)
 (F)—Game later forfeited by opponent
 (OT)—Overtime game
 (#)—Northwestern's Associated Press ranking

1904-05

Record: 2-2

Coach: Tom Holland

Captain: Albert Cowden

2/24 L 19-34 at Chicago
 3/8 W 38-31 at Beloit
 3/11 W 24-23 Iowa
 3/18 L 23-25 Chicago

1905-06

No Games

1906-07

Record: 1-5

Coach: Louis Gillesby

Captain: George Swift

1/11 L 10-16 Lake Forest
 1/18 L 5-26 Chicago
 1/26 L 9-21 Naperville
 1/31 W 16-14 Evanston YMCA
 2/20 L 6-34 at Chicago
 2/28 L 21-38 Haskell

1907-08

Record: 2-7

Coach: Louis Gillesby

Captain: Harry Ross

1/11 W 21-18 Indiana
 1/16 L 18-27 Evanston YMCA
 1/24 W 32-12 Purdue
 1/31 L 11-36 at Indiana
 2/8 L 8-26 at Purdue
 2/13 L 6-41 at Chicago
 2/22 L 19-27 at Evanston YMCA
 2/29 L 12-17 Chicago
 3/7 L 13-18 Illinois

1908-09

Record: 1-7; 1-4 (7th)

Coach: Louis Gillesby

Captain: Harry Ross

1/9 L 18-20 Evanston YMCA
 1/16 W 16-12 Indiana
 1/22 L 13-23 Purdue
 1/20 L 4-28 Chicago
 2/13 L 16-21 Minnesota
 2/20 L 13-25 Lake Forest
 2/27 L 4-35 Illinois
 3/6 L 9-28 at Naperville

1909-10

Record: 0-9; 0-9 (8th)

Coach: Louis Gillesby

Captain: Hubert Heren

1/8 L 9-55 at Wisconsin
 1/15 L 4-31 at Chicago
 1/23 L 22-29 Indiana
 1/25 L 6-44 Chicago
 2/12 L 10-18 at Indiana
 2/19 L 11-18 Iowa
 2/26 L 11-39 Wisconsin
 3/5 L 6-35 at Iowa
 3/3 L 18-38 at Minnesota

1910-11

Record: 3-15; 1-12 (8th)

Coach: Stuart Templeton

Captain: Robert Piper

1/7 L 16-24 at Chicago

1/14 L 9-29 Wisconsin
 1/9 L 9-26 at Evanston YMCA
 1/21 L 8-51 at Purdue
 1/26 W 40-11 Evanston Reds
 1/28 L 10-17 at Iowa
 2/11 L 12-30 Purdue
 2/15 W 21-18 Minnesota
 2/18 L 18-27 Iowa
 2/24 L 19-33 Indiana
 2/25 L 15-26 Illinois
 3/1 L 18-25 Chicago
 3/4 L 12-15 Evanston YMCA
 3/7 L 3-33 at Minnesota
 3/8 L 11-23 at Wisconsin
 3/11 L 12-41 at Indiana
 3/15 W 33-29 Ravenswood
 3/20 L 17-34 Hull House

1911-12

Record: 4-9; 0-8 (8th)

Coach: Charles Hammett

Captain: Earl Lamke

12/13 W 54-20 Garrett Bible Inst.
 1/6 L 19-32 Wisconsin
 1/13 L 13-38 at Chicago
 1/17 W 50-22 Lewis Institute
 1/20 L 10-31 at Purdue
 1/24 W 29-12 Evanston Reds
 2/10 L 11-27 Chicago
 2/17 L 13-33 Purdue
 2/21 W 34-17 DePaul
 2/24 L 12-46 at Wisconsin
 2/29 L 25-26 at Evanston YMCA
 3/2 L 10-25 at Illinois
 3/9 L 19-30 Illinois

1912-13

Record: 14-4; 7-2 (2nd)

Coach: Dennis Grady

Captain: Raymond Lamke

12/5 W 51-16 Lewis
 12/10 L 11-39 Lake Forest
 12/16 W 39-10 Armour
 W 42-27 Loyola
 1/8 W 32-15 Evanston Academy
 W 58-10 Seward Park
 1/16 W 29-12 Iowa
 1/18 W 30-22 at Ohio State
 2/21 L 25-28 Chicago
 2/1 W 26-21 Indiana
 L 15-17 at Evanston YMCA
 2/14 L 22-23 at Illinois
 2/15 W 27-18 at Indiana
 2/26 W 34-18 at Evanston Reds
 3/1 W 19-11 at Iowa
 3/8 W 36-16 Ohio State
 3/15 W 20-18 Illinois

1913-14

Record: 11-6; 6-5 (5th)

Coach: Dennis Grady

Captain: Anderson Aldrich

12/18 W 52-16 Lewis
 L 10-20 Eckhart Park
 W 51-25 Central Park
 1/4 W 25-24 Cornell Athletic Club
 1/6 W 40-18 Lake Forest
 1/7 W 42-18 Armour
 1/10 W 21-20 at Minnesota
 1/14 L 10-28 Chicago
 1/17 W 49-33 Indiana
 1/24 W 21-17 Minnesota
 2/10 L 9-38 at Wisconsin
 2/13 W 40-16 at Indiana
 2/14 L 15-35 at Illinois
 2/17 L 26-33 Wisconsin
 2/21 W 34-23 at Iowa
 2/24 L 29-34 at Chicago
 3/3 W 46-12 Lake Forest
 3/7 W 41-19 Iowa

1914-15

Record: 11-8; 5-5 (4th)

Coach: Fred Murphy

Captain: Glenn Whittle

12/7 W 26-12 First Nat'l Bank
 12/9 W 32-20 Armour
 12/12 L 20-54 Illinois Athletic Club
 12/14 L 14-19 at Lake Forest
 12/15 W 36-16 West Aurora HS
 12/16 W 44-19 Lewis
 12/29 W 39-37 at Armour
 1/2 L 38-45 at Illinois Ath. Club
 1/4 W 33-12 Mercury Ath. Club
 1/9 L 11-15 Chicago
 1/13 W 26-15 Iowa
 1/16 W 30-22 at Indiana
 1/22 W 32-23 Ohio State
 2/6 L 25-31 Indiana
 2/12 L 18-26 Minnesota
 2/16 L 14-22 at Chicago
 2/27 W 25-21 at Ohio State
 3/6 W 25-16 at Iowa
 3/12 L 12-13 at Minnesota

1915-16

Record: 14-5; 9-3 (2nd)

Coach: Fred Murphy

Captain: Frank Patterson

12/19 W 22-19 at N'western Coll.
 12/20 L 8-20 at Beloit
 12/28 L 20-33 at Buckeye Paints
 12/29 W 26-18 at Detroit YMCA
 12/31 W 55-23 at Flint Mich. Veh.
 1/5 W 38-24 at N'western Coll.
 1/8 W 26-23 at Ohio State
 1/14 W 52-31 Chicago YMCA
 1/18 L 18-22 at Wisconsin
 1/22 W 28-18 at Chicago
 1/25 W 39-12 Ohio State
 1/29 W 20-18 Purdue
 2/12 W 23-21 Illinois (OT)
 2/16 W 28-20 Chicago
 2/18 L 12-13 at Purdue
 2/19 W 40-26 at Indiana
 2/28 W 38-20 Indiana
 2/29 W 25-17 Illinois
 3/11 L 21-24 Wisconsin

1916-17

Record: 3-11; 2-10 (8th)

Coach: Fred Murphy

Captain: Marshall Underhill

1/4 L 19-21 N'western College
 1/8 L 21-29 Wisconsin (OT)
 1/12 L 17-47 at Illinois
 1/16 W 21-15 Lake Forest
 1/20 L 14-27 at Chicago
 1/24 W 24-15 Iowa
 1/17 L 13-22 Minnesota
 2/12 L 21-23 at Wisconsin
 2/16 L 12-29 Ohio State
 2/22 L 25-27 at Ohio State (OT)
 2/27 L 22-25 Chicago
 3/2 L 12-21 Illinois
 3/10 W 18-15 at Iowa
 3/12 L 20-30 at Minnesota

1917-18

Record: 6-4; 5-3 (3rd)

Coach: Norman Elliott

Captain: Marshall Underhill

1/5 W 33-17 Wisconsin
 1/26 W 21-11 at Michigan
 2/2 W 57-36 Ohio State
 2/8 W 19-16 Michigan State
 2/9 L 22-38 at Illinois
 2/16 L 27-41 Great Lakes
 2/23 W 18-14 Michigan
 2/25 L 24-30 at Ohio State
 3/2 W 29-14 Illinois
 3/7 L 18-26 at Wisconsin

1918-19

Record: 7-6; 6-4 (3rd)

Coach: Tom Robinson

Captain: R. Allen Marquardt

1/6 L 16-32 Great Lakes
 1/11 W 20-15 at Wisconsin
 1/18 L 28-29 Iowa
 1/25 W 17-16 Michigan
 2/1 W 23-22 at Purdue (OT)
 2/7 W 63-25 Laporte
 2/8 L 34-36 at Whiting Owls
 2/15 L 17-24 at Chicago
 2/17 W 32-27 Purdue
 2/22 W 32-23 Wisconsin
 3/1 L 22-24 at Michigan
 3/5 W 15-12 Chicago
 3/8 L 12-28 at Iowa

1919-20

Record: 3-7; 2-6 (7th)

Coach: Norman Elliott

Captain: Robert Wilcox

12/18 W 35-16 Amer. Coll. of PE
 1/3 L 12-19 at Minnesota
 1/11 L 24-47 Whiting Red Crown
 1/17 L 13-25 Iowa
 1/19 W 28-24 Minnesota (OT)
 1/31 L 11-32 at Indiana
 2/10 L 16-53 at Purdue
 2/14 L 20-49 Purdue
 2/27 L 23-27 at Iowa
 3/6 W 36-34 Indiana

1920-21

Record: 2-12; 1-11 (10th)

Coach: Ray Elder

Captain: Charles Saunders

12/17 W 25-14 Beloit
 1/3 W 13-12 Wisconsin
 1/15 L 19-34 at Purdue
 1/17 L 10-31 at Indiana
 1/22 L 13-31 Michigan
 2/9 L 25-26 Chicago
 2/12 L 10-22 at Wisconsin
 2/14 L 11-26 Minnesota
 2/19 L 21-23 Indiana
 2/26 L 15-24 Purdue
 3/7 L 18-31 at Marquette
 3/12 L 13-29 at Minnesota
 3/14 L 14-20 Iowa
 3/28 L 17-33 at Iowa

1921-22

Record: 7-11; 3-9 (10th)

Coach: Dana Evans

Captain: Harold McKenzie

12/3 W 27-12 Armour
 12/21 W 18-16 Notre Dame
 12/22 L 19-27 at DePaw
 12/31 W 29-14 Yale
 1/5 W 34-15 U.S. Infantry
 1/14 L 13-28 at Minnesota
 1/9 L 9-21 Wisconsin
 1/14 L 18-21 at Indiana
 1/16 L 14-31 at Purdue
 1/20 L 22-23 at Chicago
 1/23 L 19-32 Purdue
 2/11 L 21-30 at Notre Dame
 2/18 W 25-16 Indiana
 2/20 W 21-9 Minnesota
 2/22 L 11-23 at Wisconsin
 2/25 W 20-18 Ohio State
 3/4 L 33-35 at Ohio State (20T)
 3/6 L 19-29 at Michigan

1922-23

Record: 5-11; 3-9 (8th)

Coach: Maury Kent

Captain: Harold McKenzie

12/15 W 24-16 Monmouth
 12/19 W 20-14 Lake Forest

YEAR-BY-YEAR RESULTS



1/2	L	13-20	Notre Dame
1/6	L	10-21	Wisconsin
1/13	W	26-24	at Ohio State (OT)
1/15	W	19-17	at Purdue
1/22	L	10-16	at Michigan
1/27	L	22-29	at Iowa
1/29	L	18-20	Ohio State
2/10	L	11-28	Iowa
2/3	L	25-31	at Indiana
2/17	L	13-27	Michigan
2/20	W	30-26	Indiana
3/3	L	25-31	Indiana
3/5	L	17-29	at Wisconsin
	L	22-24	Purdue

1923-24

Record: 0-16; 0-12 (10th)

Coach: Maury Kent

Captain: Walter Stegman

12/15	L	14-15	Millikin
12/19	L	15-25	at Notre Dame
1/5	L	13-34	Yale
1/9	L	18-26	Chicago
1/12	L	10-25	Wisconsin
1/17	L	18-38	at Illinois
1/25	L	24-39	Indiana
1/26	L	10-15	DePauw
2/12	L	13-30	at Indiana
2/12	L	16-34	at Purdue
2/20	L	25-37	Purdue
2/23	L	16-24	at Minnesota
2/27	L	26-42	at Chicago
3/1	L	13-23	at Wisconsin
3/4	L	35-36	Illinois
3/8	L	20-30	Minnesota

1924-25

Record: 6-10; 4-8 (8th)

Coach: Maury Kent

Captain: John Karstens

12/19	L	13-22	Notre Dame
12/22	W	26-17	Michigan State
12/30	L	15-36	at Notre Dame
1/3	W	30-21	Mercer
1/10	L	16-29	at Michigan
1/14	L	16-27	Illinois
1/19	W	15-14	Minnesota
1/24	L	17-21	at Ohio State
2/7	L	20-35	Iowa
2/9	L	16-17	Michigan
2/12	L	20-30	at Illinois
2/17	W	29-7	Chicago
2/23	L	23-34	Ohio State
2/28	W	23-20	at Minnesota
3/7	L	15-26	at Iowa
3/11	W	17-16	at Chicago


1925-26

Record: 5-12; 3-9 (10th)

Coach: Maury Kent

Captain: Frank Mathews

12/15	L	20-30	Notre Dame
12/21	W	42-13	Michigan State
12/30	L	21-38	at Notre Dame
1/2	L	28-30	Kansas State
1/4	W	57-24	Mercer
1/9	L	30-32	Michigan
1/16	L	35-38	at Purdue
1/18	L	31-39	Indiana
1/23	L	27-35	at Wisconsin
1/25	W	37-21	Iowa
2/12	W	27-18	Ohio State
2/16	W	36-26	Wisconsin
2/20	L	11-12	at Iowa
2/27	L	22-36	at Ohio State
3/2	L	28-34	at Indiana
3/3	L	26-36	Purdue
3/8	L	14-46	at Michigan



THE 1930-31 BIG TEN CHAMPIONS posted a 16-1 record and notched a school-record 12 straight victories to open the season.

1926-27

Record: 3-14; 1-11 (t9th)

Coach: Maury Kent

Captain: Waldo Fisher

12/11	L	31-39	Wabash
12/18	W	31-25	Drake
12/20	W	32-22	Michigan State
12/30	L	20-28	at Notre Dame
1/3	L	21-27	Notre Dame
1/8	L	23-27	Illinois
1/12	L	27-34	Chicago
1/15	L	18-28	Wisconsin
1/17	L	24-36	Indiana
1/22	L	24-25	at Wisconsin
2/12	L	24-29	at Minnesota
2/16	L	32-46	at Illinois
2/19	L	21-40	at Chicago
2/23	L	19-22	at Purdue
2/26	W	33-25	Minnesota
3/5	L	25-44	at Indiana
3/7	L	36-44	Purdue

1927-28

Record: 12-5; 9-3 (t3rd)

Coach: Arthur Lonborg

Captain: Waldo Fisher

12/10	W	40-17	Wabash
12/13	W	53-22	Marquette
12/17	L	34-39	Pittsburgh
12/20	L	22-28	at Notre Dame
12/29	W	25-23	Notre Dame
1/7	W	25-20	Michigan
1/9	W	37-32	at Iowa
1/12	W	15-14	at Chicago
1/19	L	38-43	at Ohio State
1/30	W	25-22	Minnesota
2/8	L	20-32	at Illinois
2/13	W	49-28	Iowa
2/18	W	41-36	at Minnesota
2/25	L	27-45	at Michigan
2/28	W	39-18	Chicago
3/1	W	39-31	Illinois
3/5	W	43-21	Ohio State

1928-29

Record: 12-5; 7-5 (4th)

Coach: Arthur Lonborg

Captain: Harold Gleichmann

12/8	W	35-20	Wabash
12/14	W	30-24	Pittsburgh
12/18	W	18-14	at Notre Dame

12/31	W	41-17	Penn State
1/5	L	20-32	at Michigan
1/7	L	28-31	Ohio State
1/12	L	30-46	at Purdue
1/14	W	27-24	at Ohio State
1/17	W	28-27	Iowa
1/26	W	27-24	Notre Dame
2/5	W	31-30	at Indiana
2/11	W	24-23	Michigan
2/16	W	35-30	Purdue
2/18	L	23-37	at Wisconsin
2/23	L	25-31	Wisconsin
2/25	W	28-26	Indiana
3/2	W	38-33	at Iowa

1929-30

Record: 8-8; 6-6 (6th)

Coach: Arthur Lonborg

Captain: Charles "Rut" Walter

12/9	W	30-14	Cornell (Iowa)
12/14	L	30-38	Pittsburgh
12/19	W	30-28	at Notre Dame (OT)
12/31	L	19-22	Notre Dame
1/4	W	23-14	Wisconsin
1/11	W	32-27	at Minnesota
1/13	L	22-39	Purdue
1/18	L	22-36	at Indiana
1/25	W	37-17	at Chicago
2/10	L	24-30	Illinois
2/12	L	31-39	Indiana
2/15	L	22-29	at Wisconsin
2/17	W	47-17	Minnesota
2/22	W	34-32	at Illinois
2/26	L	16-29	at Purdue
3/4	W	39-24	Chicago

1930-31 BIG TEN CHAMPIONS

Record: 16-1; 11-1 (1st)

Coach: Arthur Lonborg

Captain: Bert Riel

12/8	W	36-23	Bradley
12/12	W	44-29	at Notre Dame
12/20	W	31-22	Carleton
12/31	W	32-10	Alabama
1/3	W	20-17	Notre Dame
1/10	W	27-22	Michigan
1/12	W	29-27	at Illinois
1/19	W	26-21	at Michigan
1/24	W	35-22	Ohio State
2/7	W	31-16	Chicago
2/9	W	35-26	Minnesota

2/14	W	27-15	at Chicago
2/16	L	28-35	Illinois
2/21	W	40-30	at Iowa
2/23	W	45-23	at Minnesota
2/28	W	32-18	at Ohio State
3/2	W	41-16	Iowa

1931-32

Record: 13-5; 9-3 (t2nd)

Coach: Arthur Lonborg

Captain: Robert McCarnes

12/6	W	33-19	Bradley
12/11	W	22-20	USC
12/17	W	33-16	Knts. Columbus (C)
12/19	W	39-17	Washington (Mo.)
12/21	L	25-32	at Notre Dame
12/31	L	21-22	Notre Dame
1/4	W	31-30	Wisconsin (OT)
1/9	W	29-23	Indiana
1/11	W	32-26	at Iowa
1/16	W	21-20	Michigan
1/18	W	28-24	at Wisconsin
1/23	W	25-24	Ohio State
2/8	W	29-25	at Indiana
2/13	L	25-30	Iowa
2/20	L	33-48	at Purdue
2/22	W	30-26	at Michigan
2/29	W	26-19	at Ohio State
3/5	L	17-31	Purdue

1932-33 BIG TEN CHAMPIONS

Record: 15-4; 10-2 (t1st)

Coach: Arthur Lonborg

Captain: Joseph Reiff

12/5	W	44-19	Bradley
12/10	W	36-29	Marquette
12/16	W	31-22	Pittsburgh
12/19	L	25-28	at Notre Dame
12/31	W	33-29	Notre Dame
1/7	L	25-27	at Illinois
1/9	W	35-28	Purdue
1/14	W	52-24	at Chicago
1/16	W	40-22	Wisconsin
1/21	W	30-27	Illinois
2/4	W	31-24	Wabash
2/6	W	32-28	at Indiana
2/13	W	41-25	Minnesota
2/18	W	57-23	Chicago
2/20	L	40-42	at Purdue
2/25	W	30-28	at Wisconsin
2/27	W	45-32	Indiana



YEAR-BY-YEAR RESULTS

3/2 L 24-26 at Marquette
3/4 W 38-29 at Minnesota

1933-34

Record: 11-8; 8-4 (t2nd)

Coach: Arthur Lonborg

Captains: Nelson Culver, Donald Brewer

12/6 W 40-19 Bradley
12/9 L 24-28 at Notre Dame
12/12 L 22-24 at Marquette
12/16 L 23-27 Pittsburgh
12/21 W 35-22 Nebraska
12/30 L 21-37 Notre Dame
1/6 L 28-41 at Iowa
1/8 W 33-26 Minnesota
1/13 W 32-25 at Ohio State
1/15 W 44-23 Michigan
1/20 L 20-34 at Illinois
1/22 W 42-31 Ohio State
1/27 L 30-31 at Minnesota
2/5 W 24-23 Wabash
2/10 L 34-36 Chicago
2/12 W 35-29 Iowa
2/19 W 32-25 Illinois
2/26 W 29-25 at Michigan
3/2 W 30-22 at Chicago

1934-35

Record: 10-10; 3-9 (8th)

Coach: Arthur Lonborg

Captains: Lyle Fisher, Albert Kawal

12/3 W 48-33 Carleton
12/7 W 35-29 Wabash
12/14 W 42-28 Pittsburgh
12/18 W 26-25 at Notre Dame
12/22 W 39-26 Michigan State
1/7 W 41-36 Butler
1/7 L 9-16 at Wisconsin
1/12 L 35-38 Iowa
1/14 L 31-33 at Purdue
1/19 W 36-31 Wisconsin
1/21 L 11-19 at Michigan
1/26 L 19-29 Ohio State
2/9 L 26-28 Notre Dame
2/11 L 29-41 Ohio State
2/16 W 34-23 at Marquette
2/18 W 26-16 Michigan
2/23 L 32-36 at Indiana
3/2 W 40-22 Indiana
3/4 L 33-35 at Iowa
3/9 L 24-38 Purdue

1935-36

Record: 13-6-1; 7-5 (t3rd)

Coach: Arthur Lonborg

Captain: Norman Vance

12/6 W 56-27 Carleton
12/13 W 38-30 Pittsburgh
12/16 L 29-40 at Notre Dame
12/21 W 29-25 Michigan State
12/28 W 34-19 California
12/31 T 20-20 Notre Dame
1/4 W 37-15 at Marquette
1/11 L 24-27 at Indiana
1/13 W 45-24 Minnesota
1/18 W 40-28 at Illinois
1/20 L 29-30 at Minnesota
1/29 W 42-27 Chicago
2/1 W 53-38 Butler
2/15 L 27-31 at Purdue
2/17 L 38-39 Illinois
2/22 W 45-40 Purdue
2/24 W 33-28 at Wisconsin
2/29 L 34-41 Indiana
3/2 W 49-26 Wisconsin
3/7 W 34-33 at Chicago

1936-37

Record: 11-9; 4-8 (7th)

Coach: Arthur Lonborg

Captain: Mike McMichael

12/7 W 44-19 Carleton
12/11 W 37-28 Pittsburgh
12/16 W 38-19 at Notre Dame
12/19 W 38-26 Western Michigan
12/31 L 23-24 Notre Dame
1/4 W 47-38 at Illinois
1/9 L 26-33 Iowa
1/11 L 31-34 at Michigan
1/16 W 44-21 at Chicago
1/18 L 23-36 Minnesota
1/23 W 44-29 Michigan State
2/6 W 37-34 Marquette
2/8 L 29-39 at Iowa
2/13 W 38-31 Bradley
2/15 L 30-33 at Ohio State
2/20 L 32-34 Michigan
2/22 W 44-29 Ohio State
2/27 W 34-27 Chicago
3/1 L 33-34 at Minnesota
3/6 L 26-32 Illinois

1937-38

Record: 10-10; 7-5 (t3rd)

Coach: Arthur Lonborg

Captain: Fred Trenkle

12/3 W 53-23 Carleton
12/7 W 31-27 at Marquette
12/10 L 22-27 Pittsburgh
12/18 L 27-30 at Notre Dame
12/23 L 21-30 at Butler
12/31 L 29-40 Notre Dame
1/3 W 47-38 Wisconsin
1/4 L 36-43 California
1/8 W 35-34 Ohio State
1/10 W 36-28 at Iowa
1/15 W 32-29 at Indiana
1/17 L 26-37 at Purdue
1/22 W 30-29 Michigan
2/5 W 28-26 Bradley
2/12 W 27-23 at Wisconsin
2/19 W 52-41 Indiana
2/21 L 25-26 Iowa
2/28 L 36-41 at Ohio State
3/5 L 39-42 Purdue
3/7 L 22-30 at Michigan

1938-39

Record: 7-13; 5-7 (6th)

Coach: Arthur Lonborg

Captain: Robert Voigts

12/7 W 45-23 Carleton
12/10 L 37-48 Pittsburgh
12/17 L 41-49 at St. John's
12/19 L 29-32 at Temple
12/22 L 30-48 at Notre Dame
12/31 W 43-39 Notre Dame
1/7 L 24-35 at Purdue
1/9 L 28-37 Michigan
1/14 L 33-38 Ohio State
1/16 W 32-31 Minnesota
2/2 L 26-36 Marquette
2/4 W 27-25 Iowa
2/11 W 34-31 at Chicago
2/13 W 37-27 Wisconsin
2/18 L 37-44 at Indiana
2/20 L 26-30 at Ohio State
2/25 W 36-34 Illinois
2/27 L 26-41 at Iowa
3/6 L 26-32 at Michigan

1939-40

Record: 13-7, 7-5 (t4th)

Coach: Arthur Lonborg

Captain: Addington Vance

12/5 W 30-14 Carleton
12/14 W 41-29 Washington State
12/16 W 39-33 Pittsburgh
12/20 W 42-26 Princeton
12/30 W 47-37 Notre Dame
1/6 L 29-40 Purdue
1/8 W 46-38 at Minnesota
1/13 W 44-28 Chicago
1/15 L 31-32 at Ohio State
1/20 L 30-46 at Marquette
1/27 L 27-56 at Notre Dame
2/8 W 32-20 at Butler
2/10 W 47-34 Michigan
2/12 L 33-35 at Illinois
2/17 W 40-36 Indiana
2/19 L 52-58 Ohio State
2/24 W 39-29 Iowa
2/26 L 34-39 at Michigan
3/2 W 47-44 at Wisconsin
3/4 W 43-34 at Iowa

1940-41

Record: 7-11; 3-9 (9th)

Coach: Arthur Lonborg

Captain: Al Butherus

12/9 W 35-32 Wabash
12/18 L 31-32 at Butler
12/21 W 48-28 Pittsburgh
12/31 W 46-36 Notre Dame
1/4 W 34-23 Princeton
1/11 L 40-46 at Ohio State
1/13 L 32-52 at Indiana
1/18 L 41-42 Illinois (OT)
1/20 L 41-52 at Iowa
1/25 W 45-34 Michigan
2/8 L 36-47 at Notre Dame
2/10 L 46-48 Wisconsin
2/15 W 41-36 at Chicago
2/18 L 34-55 Minnesota
2/22 L 29-35 Ohio State
2/24 L 39-45 at Michigan
3/1 W 45-36 Iowa
3/3 L 20-38 at Purdue

1941-42

Record: 8-13; 5-10 (t7th)

Coach: Arthur Lonborg

Captain: Henry Clason

12/8 W 61-39 Western Michigan
12/13 W 46-40 Butler
12/20 W 44-32 Pittsburgh (C)
12/31 L 36-40 Notre Dame
1/3 W 50-40 Indiana
1/5 W 49-38 Minnesota
1/10 W 69-50 at Chicago
1/12 L 32-34 Michigan
1/14 L 38-47 at Great Lakes
1/17 L 46-49 Wisconsin (C)
1/19 L 41-51 at Ohio State
1/20 L 43-61 at Notre Dame
2/7 L 33-41 at Illinois
2/9 L 41-50 Purdue
2/14 L 44-46 Iowa
2/16 W 47-46 Chicago
2/21 L 47-59 at Wisconsin
2/23 L 42-56 Purdue
2/28 L 49-63 Illinois (C)
3/3 W 49-45 at Indiana
3/7 L 42-61 at Minnesota



THE 1932-33 BIG TEN CHAMPIONS went 15-4 with one of the losses coming by three points while the three others were decided by just two points.

YEAR-BY-YEAR RESULTS



1942-43

Record: 8-9; 7-5 (3rd)

Coach: Arthur Lonborg

Captain: Russ Wendland

12/7	L	42-52	Western Michigan
12/12	L	44-53	Notre Dame (C)
1/3	W	59-47	Great Lakes
1/9	L	65-67	Wisconsin (C)
1/11	W	49-32	Michigan
1/16	L	36-49	Notre Dame (C)
1/25	L	46-47	at Minnesota
2/1	L	51-68	at Illinois
2/6	W	67-40	Purdue (C)
2/8	L	36-57	at Great Lakes
2/13	W	52-33	Iowa
2/15	W	52-50	Iowa
2/20	W	63-29	at Chicago
2/22	W	56-54	at Wisconsin
2/27	L	44-86	Illinois (C)
3/1	L	41-53	at Michigan
3/6	W	63-54	at Ohio State

1943-44

Record: 12-7; 8-4 (t4th)

Coach: Arthur Lonborg

Captain: Otto Graham

12/11	L	45-47	Western Michigan
12/18	W	48-32	Notre Dame (C)
12/31	W	54-36	Great Lakes
1/7	W	57-47	at Michigan
1/8	W	60-38	Wisconsin (C)
1/14	W	77-20	at Chicago
1/21	W	43-36	Notre Dame (C)
1/22	W	42-40	Ohio State
1/24	L	36-46	at Great Lakes
1/29	W	43-35	Iowa Pre-Flight (C)
2/4	L	47-50	at Wisconsin (20T)
2/5	W	57-32	Minnesota (C)
2/11	W	42-29	at Illinois
2/12	L	43-51	Camp Grant (C)
2/19	L	45-50	Michigan
2/25	L	47-50	Illinois (C)
2/26	W	51-45	at Purdue
3/3	L	39-45	at Iowa
3/4	W	42-41	at Iowa

1944-45

Record: 7-12; 4-8 (t6th)

Coach: Arthur Lonborg

Captain: Ben Schadler

12/9	W	56-43	DePauw
12/16	W	58-44	Marquette (C)
12/23	W	68-54	Western Michigan
12/26	L	38-41	Great Lakes
1/6	W	52-37	at Wisconsin
1/12	W	52-33	Minnesota
1/13	L	46-53	at Ohio State
1/19	L	42-51	at Illinois
1/20	L	48-52	at Purdue (OT)
1/27	L	43-44	Wisconsin (C)
1/30	L	39-58	at Great Lakes
2/2	L	49-59	Purdue (C)
2/3	L	37-56	Notre Dame (C)
2/9	W	49-34	at Michigan
2/10	L	32-36	Ohio State (C)
2/16	L	45-46	Michigan (C) (OT)
2/17	L	37-43	at Minnesota
2/24	W	57-45	Illinois (C)
2/27	L	66-71	at Notre Dame

1945-46

Record: 15-5; 8-4 (t3rd)

Coach: Arthur Lonborg

Captain: Max Morris

12/10	W	67-36	DePauw
12/15	W	64-35	Marquette
12/21	W	47-46	Western Mich. (C)
12/31	W	51-50	Great Lakes
1/3	W	61-41	Brigham Young
1/7	W	52-44	at Purdue
1/12	W	60-41	Michigan
1/14	L	38-45	at Illinois

1/19	L	37-56	at Michigan
1/21	W	44-42	at Great Lakes
1/26	W	56-34	Wisconsin (C)
1/28	L	41-47	at Ohio State
2/1	W	63-54	Purdue (C)
2/2	W	56-55	Notre Dame (C)
2/8	W	72-49	Minnesota
2/9	W	63-58	at Wisconsin
2/16	W	48-43	Illinois (C)
2/18	W	52-50	at Minnesota
2/23	L	46-53	Ohio State (C)
2/26	L	50-57	at Notre Dame

1946-47

Record: 7-13; 2-10 (9th)

Coach: Arthur Lonborg

Captain: Ben Schadler

12/5	W	59-45	Ripon
12/14	W	63-49	Marquette (C)
12/16	W	39-37	Pittsburgh
12/19	W	65-51	North Carolina (C)
12/21	L	44-48	USC (C)
12/31	W	44-40	Butler
1/4	L	31-39	at Michigan
1/11	L	40-55	at Illinois
1/13	L	41-49	Michigan
1/8	L	49-60	at Ohio State
1/25	W	59-40	Iowa (C)
1/27	L	44-45	at Wisconsin
2/1	L	61-63	at Minnesota (OT)
2/8	W	54-53	Purdue (C)
2/11	L	44-52	Notre Dame (C)
2/15	L	42-54	Wisconsin (C)
2/17	L	43-69	at Indiana
2/22	L	51-52	Illinois (C)
2/28	L	42-62	Ohio State (C)
3/1	L	53-55	Notre Dame (C)

1947-48

Record: 6-14; 3-9 (t8th)

Coach: Arthur Lonborg

Captain: Charles Tourek

12/6	W	52-51	Butler
12/13	L	55-61	Notre Dame (C)
12/20	L	46-52	USC (C)
12/29	L	50-60	Yale
12/31	L	41-49	Missouri
1/3	L	60-64	at Ohio State
1/5	L	47-52	at Illinois
1/10	W	63-46	Western Michigan
1/12	W	51-48	Michigan
1/17	L	41-52	at Purdue
1/19	W	68-38	Marquette
1/24	L	48-59	Notre Dame (C) (OT)
1/31	L	37-53	at Michigan
2/2	L	54-57	at Iowa
2/7	L	62-68	Wisconsin (C)
2/9	W	47-45	Ohio State
2/14	L	51-53	Minnesota (C)
2/21	W	47-42	Indiana (C)
2/23	L	54-59	at Wisconsin
2/28	L	43-60	Illinois (C)

1948-49

Record: 5-16; 2-10 (9th)

Coach: Arthur Lonborg

Captains: Bill Sticklen, Chet Strumillo

12/4	L	51-52	Western Michigan
12/11	L	44-55	Notre Dame (C)
12/18	W	68-43	Navy (C)
12/21	L	44-49	at UCLA
12/23	W	38-35	at USC
1/1	L	49-52	Dartmouth
1/3	L	37-59	at Missouri
1/8	L	56-68	at Ohio State
1/15	L	40-53	at Michigan
1/22	W	65-44	Iowa (C)
1/25	W	70-38	Marquette
1/29	L	54-60	Purdue (C)
1/31	L	40-61	at #5 Minnesota
2/5	L	46-54	Michigan (C)
2/7	L	66-85	at #4 Illinois

2/12	L	52-56	Wisconsin (C)
2/14	L	41-56	at Indiana
2/19	W	62-50	Ohio State (C)
2/21	L	46-57	at Wisconsin
2/26	L	64-81	#4 Illinois (C)
3/5	L	56-59	Notre Dame (C)

1949-50

Record: 10-12; 3-9 (t8th)

Coach: Arthur Lonborg

Captains: Robert Hughes, James Barr

12/1	W	54-43	Western Michigan
12/5	W	58-55	Ripon
12/10	L	63-67	Colorado (C)
12/17	W	66-56	Notre Dame (C)
12/19	L	54-64	at Iowa State
12/23	W	68-46	Michigan State (C)
12/29	W	64-58	UCLA
12/31	W	68-49	Princeton
1/7	W	60-58	at Purdue (OT)
1/9	W	60-53	#10 Minnesota (C)
1/14	L	51-61	at #15 Ohio State
1/16	L	50-76	at Illinois
1/21	L	56-61	at Iowa
1/28	L	57-64	Notre Dame (C)
2/4	L	59-64	#12 Indiana (C)
2/6	L	44-59	at Michigan
2/11	L	59-66	Wisconsin (C)
2/18	L	46-68	#3 Ohio State (C)
2/20	W	61-52	Marquette
2/25	W	76-53	Michigan (C)
2/27	L	53-67	at Wisconsin
3/4	L	52-69	Illinois (C)

1950-51

Record: 12-10; 7-7 (t4th)

Coach: Harold Olson

Captains: Ray Ragelis, Jake Fendley

12/2	W	64-62	Western Michigan
12/9	W	70-60	at Butler
12/16	L	76-82	Notre Dame (C)
12/20	W	70-61	at Rice
12/21	L	49-67	at Tulane
12/28	W	81-69	at Marquette
12/30	L	73-76	Notre Dame
1/6	L	62-67	Michigan State
1/8	W	67-64	at Michigan
1/13	W	73-70	Iowa
1/15	L	56-68	at Wisconsin
1/20	W	81-75	Ohio State
1/27	W	97-79	Purdue
1/29	W	78-67	at Ohio State
2/3	W	54-53	#17 Kansas (C)
2/5	L	55-73	at Iowa
2/10	W	60-56	Michigan
2/12	L	48-52	at Michigan State
2/17	L	63-94	at #6 Indiana
2/24	L	68-73	Minnesota
2/26	W	84-83	at Purdue
3/3	L	76-80	#6 Illinois (C)

1951-52

Record: 7-15; 4-10 (t8th)

Coach: Harold Olson

Captain: Bernard Brady

12/3	W	93-57	Butler
12/10	W	80-77	Western Michigan
12/11	L	54-65	at #14 Notre Dame
12/28	L	64-71	vs. Washington State
12/29	L	60-83	at #3 Washington
12/31	L	58-69	at Oregon State
1/5	W	75-70	Ohio State
1/7	L	49-82	at #20 Michigan State
1/12	W	85-83	Purdue
1/14	L	64-78	at #10 Iowa
1/15	L	58-74	Wisconsin
1/21	W	59-57	at Michigan
1/26	L	56-74	at Minnesota
2/2	W	86-76	Michigan State
2/4	L	69-75	Notre Dame
2/9	L	69-71	Michigan
2/12	L	61-79	at Ohio State

2/16	L	85-96	#20 Indiana
2/18	L	65-72	at Purdue
2/25	W	87-56	Ripon
3/1	L	68-77	#7 Iowa
3/3	L	74-95	at #2 Illinois

1952-53

Record: 6-16; 5-13 (8th)

Coach: Waldo Fisher

Captain: Larry Dellefield

12/6	L	79-95	Western Michigan
12/22	W	90-72	Butler
12/27	L	47-52	Michigan State
12/29	L	70-82	at Ohio State
12/31	L	57-62	#19 Notre Dame
1/3	W	71-65	at #9 Minnesota
1/10	W	84-57	Michigan
1/12	L	58-83	at #4 Illinois
1/17	L	56-78	Wisconsin
1/19	L	68-69	at Iowa
1/24	L	63-76	at Michigan State
1/26	W	82-73	Ohio State
1/31	W	84-65	Purdue
2/2	L	69-72	Minnesota
2/7	L	84-88	#2 Indiana
2/14	L	73-81	at Purdue
2/21	L	67-83	at Notre Dame
2/27	W	85-84	at Michigan
2/28	L	78-93	Iowa
3/2	L	88-90	at #2 Indiana (OT)
3/7	L	58-74	at Wisconsin
3/9	L	70-86	#10 Illinois

1953-54

Record: 9-13; 6-8 (t5th)

Coach: Waldo Fisher

Captain: John Biever

12/5	W	69-53	Western Michigan
12/7	L	66-75	at Notre Dame
12/19	L	68-70	at Tulane
12/21	L	51-79	at #5 LSU
12/26	W	76-57	Yale
12/28	W	70-57	Butler
12/31	L	50-52	Notre Dame
1/4	L	65-66	#8 Illinois
1/9	W	72-60	Michigan
1/11	L	47-64	at Wisconsin
1/16	L	63-78	at Purdue
1/23	L	78-82	#9 Minnesota
1/25	L	52-65	at Iowa
1/29	L	60-78	at Butler
2/1	L	62-65	at Michigan State
2/8	W	89-71	Ohio State
2/13	W	100-90	#3 Indiana (OT)
2/15	W	84-73	at Michigan
2/20	W	90-72	Purdue
2/22	W	80-71	Michigan State
2/27	L	69-81	at Minnesota
3/1	L	82-84	at #20 Illinois

1954-55

Record: 12-10; 7-7 (5th)

Coach: Waldo Fisher

Captain: Walter Stoepelwerth



YEAR-BY-YEAR RESULTS

2/19 W 85-78 at Indiana
 2/21 L 69-71 at Michigan State
 2/26 W 80-72 Wisconsin
 3/5 L 69-81 #17 Illinois

1955-56

Record: 2-20; 1-13 (10th)

Coach: Waldo Fisher

Captain: Dick Mast

12/3 L 67-72 Western Michigan
 12/5 L 70-91 at Kansas
 12/10 L 61-71 Notre Dame
 12/20 L 81-85 at Oregon
 12/21 L 61-63 at Oregon State
 12/27 L 65-88 Princeton
 12/29 W 74-60 Dartmouth
 1/2 L 81-94 at Indiana
 1/7 L 54-68 at Purdue
 1/14 L 76-94 Michigan
 1/16 L 72-86 at Notre Dame
 1/23 L 42-91 at #11 Ohio State
 1/28 L 67-83 at Minnesota
 1/30 L 68-78 Purdue
 2/4 L 55-79 Wisconsin
 2/11 L 65-70 #17 Iowa
 2/13 L 72-83 Ohio State
 2/20 L 93-96 at Michigan State
 2/25 L 82-84 Indiana
 2/27 L 68-86 at #13 Iowa
 3/3 L 70-76 at Wisconsin
 3/5 W 83-82 #2 Illinois

1956-57

Record: 6-16; 2-12 (10th)

Coach: Waldo Fisher

Captains: Glen Lose, Bill Schulz

12/1 W 99-60 Western Michigan
 12/3 L 67-87 at Kansas
 12/8 L 71-73 Pittsburgh
 12/10 W 75-60 at Notre Dame
 12/28 W 79-77 vs. Wyoming*
 12/29 L 84-94 at Detroit*
 12/31 W 73-63 Yale
 1/5 W 75-54 Wisconsin
 1/7 L 61-82 Notre Dame
 1/12 L 63-64 at Michigan
 1/14 L 57-77 at Purdue
 1/19 L 62-73 Minnesota

1/21 W 70-63 Iowa
 1/26 L 73-83 at #12 Ohio State
 1/28 L 77-81 Purdue
 2/2 L 63-77 Michigan State
 2/4 L 56-74 at Indiana
 2/11 L 97-104 at #15 Illinois
 2/16 L 74-87 #18 Indiana
 2/23 L 66-74 at Iowa
 3/2 L 70-84 Ohio State
 3/4 L 69-82 at Wisconsin
 * Motor City Classic, Detroit, Mich.

1957-58

Record: 13-9; 8-6 (4th)

Coach: William Rohr

Captain: Nick Mantis

12/2 W 97-78 at Western Michigan
 12/7 L 65-71 Kansas
 12/9 W 74-58 South Dakota State
 12/21 W 64-46 South Dakota
 12/26 L 68-71 at #13 N.C. State*
 12/27 W 80-70 vs. Duquesne*
 12/28 W 66-53 vs. #18 Saint Louis*
 12/31 L 66-71 Notre Dame
 1/4 L 65-68 at Indiana
 1/11 W 93-72 Michigan
 1/13 W 82-80 at Iowa (OT)
 1/18 L 78-83 #18 Michigan State
 1/25 L 60-74 at #15 Michigan State
 1/27 W 85-76 Minnesota
 2/1 L 98-102 at Illinois (OT)
 2/3 L 72-84 at Purdue
 2/10 W 78-76 Ohio State
 2/15 W 76-75 at Minnesota
 2/22 W 75-66 at Michigan
 2/24 L 78-86 Iowa
 3/1 W 82-65 Wisconsin
 3/8 W 88-72 Illinois
 * Dixie Classic, Raleigh, N.C.

1958-59

Record: 15-7; 8-6 (2nd)

Coach: William Rohr

Captains: Nick Mantis, Joe Ruklick

12/1 W 102-60 Western Michigan
 12/6 W 66-62 Maryland
 12/8 W 68-63 at Notre Dame
 12/19 W 73-68 at Louisville* (10)

12/20 L 64-78 vs. #10 N. Carolina* (6)
 12/22 W 75-69 Washington (6)
 12/27 W 118-109 #5 W. Va. (C) (20T) (12)
 12/31 W 102-67 Notre Dame (6)
 1/3 W 80-77 Iowa (6)
 1/5 W 83-78 at Michigan (6)
 1/10 L 69-76 Indiana (8)
 1/17 L 77-88 at Ohio State (11)
 1/19 L 67-71 Minnesota (11)
 1/24 W 99-96 at Iowa (OT) (18)
 1/31 L 72-81 at #8 Michigan State
 2/7 W 88-79 Illinois
 2/14 L 63-65 #20 Purdue (OT)
 2/16 L 68-71 #12 Michigan State
 2/21 W 87-84 Michigan
 2/23 W 79-62 at Minnesota
 2/28 W 86-82 at Wisconsin
 3/8 W 84-81 at Illinois
 * Bluegrass Festival, Louisville, Ky.

1959-60

Record: 11-12; 8-6 (t3rd)

Coach: William Rohr

Captain: Willie Jones

12/1 W 80-66 Western Michigan
 12/5 L 67-76 Kansas
 12/9 L 88-93 Notre Dame (20T)
 12/19 W 78-74 Boston University
 12/21 L 60-79 at Washington
 12/22 L 61-67 at Washington
 12/28 L 62-81 at #20 USC*
 12/29 L 79-92 vs. #8 Illinois*
 12/30 W 79-72 vs. Michigan*
 1/4 W 61-57 #7 Indiana
 1/9 L 59-73 at Iowa
 1/11 W 77-69 at Wisconsin
 1/16 L 64-81 at #5 Ohio State
 1/23 W 62-61 Minnesota
 2/1 L 58-76 at Indiana
 2/6 L 58-77 #4 Ohio State
 2/8 W 66-64 at Minnesota
 2/13 W 83-75 at Michigan
 2/20 L 70-75 Purdue
 2/22 W 71-69 Michigan State
 2/27 W 68-66 at Purdue
 2/29 W 73-59 Wisconsin
 3/5 L 77-84 Illinois
 * Pacific Coast Tourn., Los Angeles, Calif.

1960-61

Record: 10-12; 6-8 (6th)

Coach: William Rohr

Captain: Brad Snyder

12/1 W 73-72 Western Michigan
 12/3 L 69-86 at Kansas
 12/5 L 60-78 at Wichita State
 12/10 L 72-73 Missouri
 12/19 L 40-62 California (C)
 12/20 W 53-45 Washington
 12/28 W 87-71 Dartmouth
 12/31 W 59-56 Notre Dame
 1/7 L 64-79 at Purdue
 1/14 L 45-79 #1 Ohio State
 1/16 L 54-66 at Minnesota
 1/21 W 77-62 at Michigan State
 1/23 W 64-62 Purdue
 1/28 L 59-66 Minnesota
 2/4 L 78-90 at Indiana
 2/11 W 54-52 Wisconsin
 2/13 L 65-89 at #1 Ohio State
 2/18 W 78-72 at Illinois
 2/25 W 66-56 Michigan
 2/27 W 60-58 Indiana
 3/4 L 61-75 at Wisconsin
 3/11 L 62-63 #8 Iowa

1961-62

Record: 8-15; 3-11 (t9th)

Coach: William Rohr

Captain: Ralph Wells

12/2 W 61-56 at Western Michigan
 12/4 L 58-59 at Notre Dame (OT)
 12/6 L 56-61 Wichita State
 12/9 L 69-84 at Missouri
 12/16 W 59-56 Creighton
 12/19 W 65-64 Colorado
 12/23 W 93-74 Brown
 12/27 W 64-62 Princeton (OT)
 12/30 L 77-80 Manhattan (C)
 1/6 L 62-85 #1 Ohio State
 1/8 L 69-74 at Iowa
 1/13 L 74-90 at Purdue
 1/20 L 60-72 Iowa
 1/27 W 71-70 at Michigan State
 1/29 L 71-72 Indiana
 2/3 L 61-97 at #1 Ohio State
 2/10 W 84-66 Michigan
 2/12 L 70-88 at Illinois
 2/17 L 64-73 at Minnesota
 2/24 L 64-65 Wisconsin
 2/26 W 71-64 Michigan State
 3/3 L 71-82 at Michigan
 3/10 L 68-73 Illinois

1962-63

Record: 9-15; 6-8 (7th)

Coach: William Rohr

Captain: Bill Gibbs

12/1 W 83-74 Western Michigan
 12/3 W 57-55 at Pittsburgh
 12/8 L 64-69 at Colorado
 12/15 L 60-71 at Kentucky
 12/17 L 75-80 at SMU
 12/20 L 63-70 UCLA
 12/22 L 57-62 Kansas
 12/26 W 62-61 vs. #9 Stanford*
 12/27 L 50-75 vs. Colorado State*
 12/28 L 52-69 vs. Saint Louis*
 1/5 L 75-78 at Michigan
 1/14 L 76-78 #5 Illinois
 1/19 L 68-80 at Michigan State
 1/26 W 96-82 Purdue
 1/28 L 70-72 at Ohio State
 2/2 W 100-87 at Indiana
 2/9 L 65-66 Iowa (20T)
 2/16 L 65-78 at Wisconsin
 2/18 W 63-62 Michigan
 2/23 W 71-66 Minnesota
 2/25 L 45-50 #5 Ohio State
 3/2 W 76-66 at Iowa



NORTHWESTERN'S 1958-59 SQUAD was ranked in the *Associated Press* poll for a school-record seven consecutive weeks, won nine of its first 10 games and finished second in the Big Ten.

YEAR-BY-YEAR RESULTS



3/4 L 73-79 at #6 Illinois
3/9 W 100-83 Michigan State
* Los Angeles Classic, Los Angeles, Calif.

1963-64

Record: 8-13; 6-8 (t6th)

Coach: Larry Glass

Captains: Rich Falk, Rick Lopossa

11/30 W 80-78 Western Michigan
12/7 L 63-95 #9 Kentucky
12/10 L 66-75 #2 NYU (C)
12/14 W 88-79 SMU
12/21 L 68-70 Notre Dame
12/27 L 69-91 at La Salle*
12/28 L 82-88 vs. #1 Loyola (Ill.)*
1/4 L 73-85 at #5 Michigan
1/6 W 79-65 Indiana
1/11 W 76-63 Wisconsin
1/18 L 74-76 at Minnesota
1/25 W 82-76 Minnesota
2/1 L 71-73 at Illinois
2/8 W 93-86 Michigan State
2/11 W 72-64 at Wisconsin
2/15 L 84-93 at Purdue
2/22 L 61-72 Ohio State
2/24 W 98-76 Iowa
2/29 L 97-107 at Michigan State
3/7 L 73-76 Purdue
3/9 L 68-76 at Indiana
* Quaker City Tournament, Philadelphia, Pa.

1964-65

Record: 7-17; 3-11 (9th)

Coach: Larry Glass

Captain: Don Jackson

12/1 W 95-81 at Western Michigan
12/5 W 58-55 at #18 Kansas
12/9 L 75-83 at Evansville
12/12 W 87-80 Colorado
12/19 L 70-82 Creighton
12/23 L 67-88 Ohio
12/26 L 69-87 Drake (C)
12/28 W 70-65 vs. Washington St.*
12/29 L 65-67 vs. Oregon State*
12/30 L 74-82 vs. Oregon*
1/9 L 73-86 at #2 Indiana
1/16 L 68-90 #2 Michigan
1/23 W 76-75 at Michigan State
1/30 W 77-75 Michigan State
2/2 L 66-70 at Minnesota
2/6 L 72-78 at Iowa
2/13 L 76-86 #8 Indiana
2/15 L 87-92 Purdue
2/20 L 77-88 Minnesota
2/23 L 87-93 Wisconsin (OT)
2/27 L 87-100 at Ohio State
3/2 L 70-93 Illinois
3/6 L 76-88 Wisconsin
3/8 W 87-82 at Purdue
* Far West Classic, Portland, Ore.

1965-66

Record: 12-12; 7-7 (t5th)

Coach: Larry Glass

Captain: Jim Pitts

12/4 W 62-60 Ohio
12/6 L 55-70 at Colorado
12/11 L 75-86 at Kentucky
12/18 W 61-48 Tulane
12/20 W 67-60 vs. Missouri*
12/21 W 73-71 vs. Texas*
12/23 L 58-59 #4 Vanderbilt
12/27 L 63-75 at USC/
12/29 L 75-105 vs. Syracuse/
12/30 W 98-86 vs. LSU/
1/8 W 111-97 Purdue
1/10 L 58-70 at #7 Iowa
1/15 L 86-93 Michigan
1/22 L 73-79 at Ohio State
1/29 L 68-77 Michigan State
2/1 L 76-86 at Minnesota

2/7 W 80-77 at Illinois
2/12 W 81-73 Iowa
2/19 W 83-82 at Indiana
2/21 W 76-65 Wisconsin
2/26 W 78-77 Ohio State
2/28 L 62-90 at Wisconsin
3/5 L 92-105 at Michigan
3/7 W 84-76 Illinois
* Memphis State Classic, Memphis, Tenn.
√ Los Angeles Classic, Los Angeles, Calif.

1966-67

Record: 11-11; 7-7 (t5th)

Coach: Larry Glass

Captains: Jim Burns, Ron Kozlicki

12/3 W 93-67 Ohio
12/5 W 120-83 Ball State
12/10 L 116-118 #3 Kentucky
12/19 W 121-116 at Tulane
12/21 L 92-116 at #10 Vanderbilt
12/26 W 62-60 vs. St. John's*
12/27 L 79-91 vs. Providence*
12/28 L 87-91 vs. Rhode Island*
1/7 W 93-73 at Michigan
1/10 W 104-96 Illinois
1/21 W 90-88 Iowa
1/30 W 100-77 Ohio State
2/4 L 83-93 at Illinois
2/11 W 105-82 Michigan
2/14 L 75-80 at Iowa
2/18 L 79-81 Indiana
2/21 L 94-110 at Wisconsin
2/25 W 95-82 at Ohio State
2/28 W 91-82 Wisconsin
3/4 L 84-86 Minnesota
3/6 L 80-89 at Purdue
3/11 L 66-79 at Michigan State
* New York Holiday Festival (Madison Square Garden)

1967-68

Record: 13-10; 8-6 (4th)

Coach: Larry Glass

Captain: Mike Weaver

12/3 L 70-71 at Ohio
12/5 W 87-69 Butler
12/9 W 88-83 #3 Louisville (C)
12/16 W 91-64 Valparaiso
12/18 W 79-68 at Missouri
12/20 L 68-73 at Colorado
12/27 L 67-80 vs. Marquette*
12/28 L 66-83 vs. North Texas St.*
12/29 W 96-71 at Hawaii*
1/6 W 76-67 Iowa
1/13 W 86-81 at Indiana
1/16 W 77-71 Minnesota
1/20 L 62-75 at Michigan State
1/27 W 82-74 Purdue
2/3 L 89-98 at Purdue
2/10 W 78-71 Illinois
2/13 L 80-85 at Minnesota
2/17 W 69-61 Michigan State
2/20 L 67-87 at Ohio State
2/24 L 61-62 at Illinois
2/27 W 73-66 Indiana (OT)
3/2 L 79-83 at Michigan
3/9 W 77-75 Wisconsin
* Rainbow Classic, Honolulu, Hawaii

1968-69

Record: 14-10; 6-8 (t5th)

Coaches: Larry Glass, Brad Snyder

Captain: Terry Gamber

11/30 L 58-64 at Stanford
12/2 W 82-73 at UC-Santa Barbara
12/5 W 79-67 Missouri
12/7 W 73-69 at Butler
12/9 W 83-66 Colorado
12/19 W 89-80 Ohio
12/23 W 77-61 Washington State
12/26 W 76-72 vs. Florida*

12/27 W 77-68 vs. Boston College*
1/4 W 85-71 at Michigan St. (19)
1/11 L 77-82 #4 Illinois (OT) (12)
1/14 L 70-87 at Indiana (17)
1/18 L 75-89 Michigan State (17)
1/21 W 100-85 Michigan
1/24 L 67-81 #1 UCLA (C)
2/1 L 80-89 at Minnesota
2/8 L 84-97 #9 Purdue
2/11 L 80-84 at Iowa (OT)
2/15 W 91-88 Indiana
2/22 L 68-107 at #9 Purdue
2/25 W 86-83 #14 Ohio State
3/1 W 74-70 Minnesota
3/4 W 72-70 at Wisconsin
3/8 L 68-78 at #20 Illinois
* Gator Bowl Classic, Jacksonville, Fla.

1969-70

Record: 9-15; 4-10 (9th)

Coach: Brad Snyder

Captain: Dale Kelley

12/1 L 79-90 Ohio
12/3 L 68-83 Columbia (C)
12/6 W 83-79 Florida
12/9 W 102-74 George Washington
12/19 L 81-86 vs. #20 Washington*
12/20 W 101-91 at Arizona State*
12/26 W 78-77 vs. Rutgers/
12/27 L 75-98 vs. N.C. State/
12/29 W 91-74 vs. The Citadel#
12/30 L 91-93 vs. Texas A&M#
1/3 L 92-96 Michigan
1/10 L 93-98 at Michigan State
1/13 L 80-101 #17 Illinois
1/17 L 67-93 at Ohio State
1/24 W 66-65 Purdue
1/31 L 64-68 Ohio State
2/3 L 78-80 at Indiana
2/7 L 84-95 at Michigan
2/14 L 72-80 at Minnesota
2/21 W 82-75 Wisconsin
2/24 L 97-116 at #18 Iowa
2/28 W 75-66 Indiana
3/3 W 87-82 at Wisconsin
3/7 L 101-115 #8 Iowa
* Sun Devil Tournament, Tempe, Ariz.
√ Triangle Tournament, Fayetteville, N.C.
Poinsetta Tournament, Greenville, S.C.

1970-71

Record: 7-17; 3-11 (10th)

Coach: Brad Snyder

Captain: None

12/1 L 100-115 #3 Kentucky
12/5 L 61-77 at Ohio
12/8 W 98-79 Butler
12/10 L 88-94 at #6 Notre Dame
12/12 W 91-77 DePaul
12/19 W 76-49 Valparaiso
12/21 L 73-88 at Florida
12/23 W 95-85 Western Illinois
12/29 L 87-93 at Duke
12/30 L 74-98 at North Carolina
1/9 L 90-101 #12 Indiana
1/12 L 74-82 at Purdue
1/19 L 72-87 at Wisconsin
1/23 L 87-97 Michigan
1/30 L 85-87 Iowa
2/6 L 81-82 at #20 Michigan
2/13 W 101-91 Wisconsin
2/20 L 72-84 at #20 Ohio State
2/23 L 79-81 Minnesota
2/27 L 74-97 at Indiana
3/2 L 64-78 at Iowa
3/6 L 67-68 #13 Ohio State
3/9 W 85-70 at Illinois
3/13 W 85-67 Michigan State

1971-72

Record: 5-18; 3-11 (10th)

Coach: Brad Snyder

Captains: Paul Douglass, Barry Moran

12/1 L 85-94 at #10 Kentucky
12/4 W 76-65 Ohio
12/10 W 72-68 vs. Rutgers*
12/11 L 94-98 at West Virginia* (OT)
12/18 L 55-73 Valparaiso
12/23 L 69-88 at Utah
12/27 L 83-85 at Hawaii (OT)
12/29 L 78-93 vs. TCU/
1/8 L 63-67 Illinois
1/11 L 67-76 at Iowa
1/15 L 60-84 at Minnesota
1/18 W 76-69 Michigan State (OT)
1/22 L 79-83 at Michigan
1/29 L 75-78 Purdue
2/5 L 59-68 at Illinois
2/8 W 73-67 at Purdue
2/12 L 55-78 #19 Minnesota
2/15 L 72-74 DePaul (C)
2/19 L 75-81 Michigan
2/26 L 74-76 #15 Ohio State
3/4 W 90-82 at Wisconsin
3/7 L 67-72 #20 Indiana
3/11 L 54-57 at Michigan State
* WVU Tournament, Morgantown, W. Va.
√ Rainbow Classic, Honolulu, Hawaii

1972-73

Record: 5-19; 2-12 (10th)

Coach: Brad Snyder

Captains: Mark Sibley, Rick Sund

12/2 L 61-65 at Butler
12/5 L 80-88 at DePaul
12/9 L 69-74 Ohio
12/16 L 76-94 at Valparaiso
12/18 W 100-78 Western Illinois
12/22 L 66-73 at Dayton*
12/23 L 73-91 vs. #7 Florida State*
12/27 L 85-89 at #3 Marquette (OT)
1/6 L 77-90 at Michigan State
1/13 L 72-87 Purdue
1/16 W 83-77 St. Joseph's
1/22 L 79-80 Michigan
1/27 W 74-73 Wisconsin
1/29 L 62-76 at Purdue
2/3 L 65-83 at #5 Indiana
2/5 L 77-84 Illinois
2/10 W 97-78 Loyola (C)
2/17 L 76-110 at Michigan
2/19 L 83-94 Iowa (OT)
2/24 L 81-90 at Ohio State
2/26 L 74-90 at #4 Minnesota
3/3 L 72-86 Michigan State
3/5 L 76-77 at Illinois
3/10 W 79-74 #3 Minnesota
* Dayton Tournament, Dayton, Ohio

1973-74

Record: 9-15; 3-11 (9th)

Coach: Tex Winter

Captain: Bryan Ashbaugh

12/1 W 83-81 at Ohio
12/3 W 73-69 Rollins
12/6 L 74-98 #8 Notre Dame
12/8 W 76-65 DePaul
12/15 W 69-57 Valparaiso
12/18 L 63-77 #6 Marquette
12/21 L 58-59 at Marshall*
12/22 L 84-86 vs. Texas A&M*
12/29 W 83-65 St. Joseph's
1/5 L 53-87 at Wisconsin
1/7 L 78-85 Purdue
1/12 W 87-67 Iowa
1/14 L 67-72 at #13 Indiana
1/19 L 76-89 at Purdue
1/26 L 53-82 #11 Indiana
1/28 L 54-57 Minnesota
2/2 W 68-61 at Ohio State



YEAR-BY-YEAR RESULTS

2/8 W 84-63 No. Illinois (C)
 2/11 L 48-50 at #16 Michigan
 2/16 W 86-75 Illinois
 2/23 L 70-73 at Michigan State
 2/25 L 69-72 Ohio State (OT)
 3/2 L 76-85 at Iowa
 3/9 L 62-77 Wisconsin
 * Marshall Tournament, Huntington, W.Va.

1974-75

Record: 6-20; 4-14 (t9th)

Coach: Tex Winter

Captain: Willie Williams

11/30 L 70-97 at #16 Kentucky
 12/4 L 84-100 at #13 Notre Dame
 12/7 W 71-68 Ohio
 12/9 W 82-74 Valparaiso
 12/19 L 55-67 vs. Texas A&M*
 12/20 L 88-89 vs. Miami (Ohio)* (OT)
 12/23 L 59-63 at Texas
 12/30 L 63-76 at DePaul
 1/2 L 73-75 Iowa
 1/4 W 69-66 Wisconsin
 1/11 L 60-64 at Illinois
 1/13 L 72-73 at Purdue (OT)
 1/18 L 56-82 #1 Indiana
 1/20 L 67-77 Ohio State
 1/25 L 58-79 at Michigan
 1/27 L 50-54 at Michigan State
 2/1 L 57-70 Minnesota
 2/8 W 51-47 Illinois
 2/10 W 69-55 Purdue
 2/15 L 58-82 at #1 Indiana
 2/17 L 66-84 at Ohio State
 2/22 L 68-69 Michigan
 2/24 W 67-66 Michigan State
 3/1 L 58-66 at Minnesota
 3/3 L 58-65 at Iowa (2OT)
 3/8 L 70-94 at Wisconsin
 * Sun Bowl Classic, El Paso, Texas

1975-76

Record: 12-15; 7-11 (t7th)

Coach: Tex Winter

Captain: Tim Teasley

11/29 L 68-79 at Nebraska
 12/1 W 89-77 #6 Kentucky
 12/6 W 86-62 Ohio
 12/9 W 98-77 at Valparaiso
 12/18 L 57-65 DePaul
 12/20 L 53-75 at #3 Marquette
 12/26 W 72-67 vs. Oregon State*
 12/29 L 57-70 vs. #13 Washington*
 12/30 W 78-71 vs. Duquesne*
 1/3 L 72-82 #17 Michigan
 1/5 L 61-78 at #1 Indiana
 1/8 W 105-89 Michigan State
 1/10 L 69-74 at Illinois
 1/12 L 81-91 at Purdue
 1/17 W 85-77 Minnesota
 1/19 W 99-92 Iowa (OT)
 1/24 W 62-60 #18 Wisconsin
 1/31 L 69-83 at Ohio State
 2/2 L 71-91 at Michigan State
 2/7 L 55-61 Illinois
 2/9 L 58-86 Purdue
 2/14 W 75-69 at Minnesota
 2/16 L 68-81 at Iowa
 2/21 W 90-77 at Wisconsin
 2/28 W 87-78 Ohio State
 3/1 L 63-76 #1 Indiana
 3/6 L 77-80 at #11 Michigan
 * Far West Classic, Portland, Ore.

1976-77

Record: 9-18; 7-11 (t7th)

Coach: Tex Winter

Captains: Billy McKinney, Bob Hildebrand

11/26 L 74-92 vs. Fairfield*
 11/27 W 80-65 vs. Brown*

12/1 L 73-75 #18 DePaul (OT)
 12/4 W 73-71 at Ohio
 12/7 L 78-105 at #7 Notre Dame
 12/10 L 64-78 at #9 Arizona
 12/11 L 78-92 at Arizona State
 12/20 L 68-71 Nebraska
 12/31 L 53-66 #12 Marquette
 1/6 L 65-102 at #5 Michigan
 1/8 W 70-68 at Michigan State
 1/13 L 53-78 Indiana
 1/15 L 57-69 Ohio State
 1/20 L 60-61 at Wisconsin
 1/22 L 74-76 at Iowa
 1/24 L 68-71 at Illinois
 1/27 W 66-58 Michigan State
 1/29 W 99-87 #2 Michigan
 2/3 L 85-92 at #18 Purdue
 2/5 L 53-79 at #10 Minnesota (F)
 2/10 L 63-65 Illinois
 2/12 L 84-102 Purdue
 2/19 W 98-88 Wisconsin
 2/24 W 83-72 at Ohio State
 2/26 L 54-69 at Indiana
 3/3 L 60-78 Iowa
 3/5 L 82-105 #9 Minnesota (F)
 * Joe Lapchick Tournament, New York, N.Y. (F) games later forfeited by Minnesota

1977-78

Record: 8-19; 4-14 (t9th)

Coach: Tex Winter

Captain: Tony Allen

11/26 W 92-78 Western Illinois
 12/2 L 54-58 vs. Texas-El Paso*
 12/3 W 82-78 vs. Butler*
 12/7 L 48-88 #3 Notre Dame
 12/10 W 80-66 Valparaiso
 12/17 L 79-83 at DePaul
 12/20 L 95-101 at #9 UNLVV
 12/21 W 93-86 vs. TennesseeV
 12/31 L 78-81 Loyola (Ill.)
 1/5 L 65-80 at Michigan
 1/7 L 62-87 at Purdue
 1/12 L 81-88 Ohio State
 1/14 L 63-67 #12 Michigan State
 1/19 W 62-59 Iowa
 1/21 L 64-73 at Illinois
 1/26 W 93-85 at Wisconsin
 1/28 L 58-69 Minnesota
 2/2 L 70-86 Indiana
 2/4 L 69-80 at Minnesota
 2/9 W 72-61 Illinois
 2/11 L 62-86 at Indiana
 2/16 L 74-76 at Iowa
 2/18 L 80-81 Wisconsin
 2/23 L 56-66 at #10 Michigan State
 2/25 L 76-103 at Ohio State
 3/2 W 80-71 Purdue
 3/4 L 88-99 Michigan
 * Show-Me Classic, Columbia, Mo.
 V Las Vegas Classic, Las Vegas, Nev.

1978-79

Record: 6-21; 2-16 (10th)

Coach: Rich Falk

Captain: Jerry Marifke

11/27 L 80-83 Arizona (OT)
 11/29 L 67-97 #14 North Carolina
 12/2 W 93-71 Rice
 12/6 L 57-101 at #3 Notre Dame
 12/9 W 85-61 at Valparaiso
 12/19 L 83-90 at DePaul (OT)
 12/27 L 75-86 at Oklahoma City*
 12/28 W 74-68 vs. E. Tennessee St.*
 12/29 W 65-54 vs. New Orleans*
 1/4 L 57-65 Iowa
 1/6 L 56-74 Illinois
 1/11 L 82-95 at Wisconsin
 1/13 L 58-60 at Minnesota
 1/18 L 51-53 Michigan
 1/20 L 45-74 at Indiana

1/25 L 61-73 at #10 Ohio State
 1/27 W 83-65 #4 Michigan State
 2/1 L 58-68 Purdue
 2/3 L 50-61 at #4 Michigan State
 2/8 L 57-82 Indiana
 2/10 L 64-76 at Purdue
 2/15 L 67-78 at Michigan
 2/17 L 73-88 #17 Ohio State
 2/22 L 71-73 Minnesota (OT)
 2/24 L 70-72 Wisconsin
 3/1 W 71-64 at Illinois
 3/3 L 64-95 at #11 Iowa
 * All-College Tourney, Oklahoma City, Okla.

1979-80

Record: 10-17; 5-13 (10th)

Coach: Rich Falk

Captains: Mike Campbell, Brian Gibson

11/30 W 104-71 Illinois Wesleyan
 12/3 W 58-57 Northern Illinois
 12/5 L 56-73 #4 Notre Dame
 12/8 W 80-65 Valparaiso
 12/18 W 76-62 SIU-Edwardsville
 12/21 L 75-81 #6 DePaul*
 12/22 W 67-64 Bradley*
 12/28 L 69-74 at ToledoV
 12/29 L 68-79 vs. Bowling GreenV
 1/3 L 66-75 at Wisconsin
 1/5 L 71-81 at #20 Illinois
 1/10 W 65-61 Michigan State
 1/12 L 63-75 #3 Ohio State
 1/17 L 63-68 at #11 Purdue
 1/19 L 72-81 #19 Indiana
 1/24 L 64-86 at Iowa
 1/26 W 85-82 Michigan (3OT)
 1/31 L 64-74 Minnesota
 2/2 L 57-70 at Michigan
 2/7 L 69-83 at #20 Indiana
 2/9 L 55-72 at Minnesota
 2/14 W 57-54 #15 Purdue
 2/16 L 58-60 #20 Iowa
 2/21 L 59-68 at #11 Ohio State
 2/23 W 75-73 at Michigan St. (3OT)
 2/28 L 66-90 Illinois
 3/1 W 53-50 Wisconsin
 * Chicagoland Collegiate Cage Classic
 V Blade Glass City Classic, Toledo, Ohio

1980-81

Record: 9-18; 3-15 (10th)

Coach: Rich Falk

Captain: Rod Roberson

11/28 W 76-61 Illinois-Chicago
 12/1 W 78-75 Colorado State
 12/5 W 63-48 Cornell
 12/13 W 75-55 SIU-Edwardsville
 12/19 W 53-52 vs. Northern Illinois*
 12/20 L 54-62 at #1 DePaul*
 12/27 L 70-90 vs. #4 Oregon State V
 12/28 W 72-68 vs. PrincetonV (OT)
 12/29 L 63-73 vs. #19 UtahV
 1/8 L 64-88 #12 Illinois
 1/10 W 50-48 Wisconsin
 1/15 L 69-81 at Ohio State
 1/17 L 70-84 at Michigan State
 1/22 L 50-55 at Purdue
 1/24 L 56-93 Indiana
 1/29 L 52-77 #17 Michigan
 1/31 L 63-74 at Minnesota
 2/5 L 65-76 #15 Iowa
 2/7 L 62-68 Minnesota
 2/12 L 52-86 at #20 Indiana
 2/14 L 64-82 at #14 Iowa
 2/19 L 69-82 Purdue
 2/21 W 74-70 at #18 Michigan
 2/26 L 61-74 Michigan State
 2/28 W 69-64 Ohio State
 3/5 L 57-60 at Wisconsin
 3/7 L 76-98 at #16 Illinois
 * Chicagoland Collegiate Cage Classic, Rosemont, Ill.

V Far West Classic, Portland, Ore.

1981-82

Record: 9-18; 5-13 (9th)

Coach: Rich Falk

Captains: Bob Grady, Jim Stack

11/27 W 80-45 Knox
 11/30 L 70-77 vs. No. Illinois (R)
 12/5 L 55-75 at Rice
 12/9 W 71-57 Illinois Wesleyan
 12/11 W 69-58 Chicago State
 12/18 W 59-50 vs. Illinois-Chicago*
 12/19 L 71-75 vs. Loyola (Ill.)*
 12/29 L 54-60 vs. MassachusettsV
 12/30 L 52-53 at ProvidenceV
 1/7 L 50-60 Illinois
 1/9 W 75-61 Indiana
 1/14 W 61-55 at Wisconsin
 1/16 L 51-56 at Purdue
 1/21 L 48-49 #6 Iowa
 1/23 L 57-59 at Ohio State (2OT)
 1/28 L 53-61 #10 Minnesota
 1/30 L 61-64 at Michigan State
 2/4 L 63-66 at Michigan
 2/6 W 48-43 Michigan State
 2/11 L 49-62 at #5 Iowa
 2/13 L 44-45 Michigan
 2/18 L 66-76 at #8 Minnesota
 2/20 L 62-67 Ohio State
 2/25 W 67-50 Purdue
 2/27 L 60-61 Wisconsin (F)
 3/4 L 49-79 at Indiana
 3/6 L 65-85 at Illinois
 * Chicagoland Collegiate Cage Classic, Rosemont, Ill.
 V INBANK Classic, Providence, R.I.
 (F) game later forfeited by Wisconsin

1982-83

Record: 18-12; 8-10 (8th)

Coach: Rich Falk

Captains: Michael Jenkins, Gaddis

Rathel, Jim Stack
 11/29 W 68-57 North Park
 12/1 W 70-31 SIU-Edwardsville
 12/4 W 61-53 at Colorado State
 12/6 W 69-57 Florida Southern
 12/9 W 75-58 Northern Illinois
 12/11 W 60-44 Cornell
 12/18 W 64-56 at Loyola (Ill.)
 12/20 W 64-51 Angelo State
 12/29 W 72-58 vs. Furman*
 12/30 L 50-62 at UC-Santa Barbara*
 1/6 W 69-64 Michigan
 1/8 W 62-51 Michigan State
 1/13 L 57-66 #12 Iowa
 1/20 L 45-49 at Wisconsin (F)
 1/22 L 53-68 at #16 Minnesota
 1/26 L 73-78 #2 Indiana
 1/29 W 66-64 Ohio State
 2/3 L 56-67 at Purdue
 2/5 L 62-78 at Illinois
 2/10 W 58-55 Illinois
 2/12 W 66-55 #18 Purdue
 2/17 L 55-71 at #20 Ohio State
 2/19 L 65-74 at #2 Indiana
 2/25 W 83-66 Minnesota
 2/27 W 64-57 Wisconsin
 3/3 L 50-63 at Iowa
 3/9 L 58-63 at Michigan State
 3/12 L 57-64 at Michigan
 3/17 W 71-57 Notre Dame ✕
 3/21 L 63-65 at DePaul ✕

NOTE: All 1982-83 home games played at DePaul's Alumni Hall

* Nike Classic, Santa Barbara, Calif.

(F) game later forfeited by Wisconsin

✕ National Invitation Tournament
 NIT games played at Rosemont Horizon

YEAR-BY-YEAR RESULTS



1983-84

Record: 14-14; 7-11 (7th)

Coach: Rich Falk

Captains: Art Aaron, Paul Schultz

11/28	W	63-42	Bradley
11/30	W	51-44	Denver
12/3	L	70-72	Loyola (Ill.)
12/5	W	63-54	Illinois Wesleyan
12/7	W	40-36	Notre Dame (OT)
12/10	L	47-64	at Marquette
12/21	W	50-47	vs. No. Illinois (R)
12/27	W	63-51	Cleveland State
12/30	W	49-34	at Tampa
1/5	L	51-68	at Michigan
1/7	W	76-69	at Michigan State
1/12	L	39-42	at Iowa
1/14	L	62-64	George Mason
1/19	L	60-61	Wisconsin (OT) (F)
1/21	W	52-50	Minnesota (OT)
1/26	L	44-57	at Indiana
1/28	L	51-72	at Ohio State
2/1	L	44-52	#16 Purdue
2/4	L	52-71	#8 Illinois
2/8	L	49-73	at #8 Illinois
2/11	L	56-66	at #11 Purdue
2/16	W	61-60	Ohio State
2/18	W	63-51	#17 Indiana
2/23	L	57-63	at Minnesota
2/26	L	47-54	at Wisconsin (F)
3/1	L	48-57	Iowa
3/8	L	55-63	Michigan State
3/10	W	54-52	Michigan (OT)

1984-85

Record: 6-22; 2-16 (10th)

Coach: Rich Falk

Captains: Andre Goode, Colin Murray, John Peterson

11/26	W	69-50	Loras
11/29	L	61-79	at Notre Dame
12/1	L	67-73	at Loyola (Ill.) (A)
12/6	L	44-53	Marquette
12/8	W	74-49	Chicago
12/15	W	64-59	No. Illinois (20T)
12/19	L	55-76	#2 Duke
12/22	L	56-61	at #5 DePaul
12/27	W	61-58	Butler
12/29	L	54-66	at Cleveland State
1/5	L	51-52	Wisconsin
1/10	L	50-77	at #11 Indiana
1/12	L	59-79	at Ohio State
1/16	L	49-50	Purdue
1/19	L	43-55	#11 Illinois

1/24	L	47-66	at Iowa
1/26	W	56-51	at Minnesota
1/31	L	52-76	#8 Michigan
2/2	L	54-68	Michigan State
2/7	L	60-63	Ohio State
2/9	L	59-78	Indiana
2/14	L	42-64	at #17 Illinois
2/16	L	57-76	at Purdue
2/21	L	48-74	Minnesota
2/23	W	78-58	#14 Iowa
2/27	L	47-61	at Michigan State
3/2	L	66-87	at #3 Michigan
3/9	L	53-61	at Wisconsin

1985-86

Record: 8-20; 2-16 (10th)

Coach: Rich Falk

Captain: Shawn Watts

11/25	W	79-62	Illinois Wesleyan
11/26	W	77-63	Cal State-LA
11/30	L	72-76	at Bradley
12/4	W	82-76	Loyola (Ill.)
12/7	W	72-70	Illinois-Chicago
12/14	W	64-55	UW-Green Bay
12/17	L	70-76	vs. No. Illinois (R)
12/19	L	67-70	#20 DePaul
12/28	W	80-66	at Rollins
12/30	L	55-78	at #3 Duke
1/4	L	52-57	at Wisconsin
1/9	L	65-102	Indiana
1/11	L	77-79	Ohio State (OT)
1/16	L	64-85	at #19 Purdue
1/18	L	46-72	at Illinois
1/23	L	43-76	Iowa
1/26	W	—	Minnesota (F)
1/30	L	45-82	at #9 Michigan
2/1	L	69-97	at Michigan State
2/6	L	60-83	at Ohio State
2/8	L	52-77	at #18 Indiana
2/13	L	52-75	Illinois
2/15	L	50-65	Purdue
2/20	W	65-60	at Minnesota
2/22	L	45-76	at Iowa
2/27	L	48-82	#17 Michigan State
3/1	L	64-86	#10 Michigan
3/9	L	68-70	Wisconsin

1986-87

Record: 7-21; 2-16 (19th)

Coach: Bill Foster

Captains: Elliot Fullen, Shon Morris, Shawn Watts

11/28	W	81-52	UMBC
-------	---	-------	------

12/1	W	74-63	Northern Illinois
12/3	L	53-71	at Butler
12/6	W	80-58	Illinois Wesleyan
12/13	L	62-66	Rollins (OT)
12/16	W	56-54	Marquette
12/19	W	69-68	Florida Southern
12/22	L	54-72	at #19 DePaul
12/27	L	49-61	at UW-Green Bay
12/30	L	55-106	at #20 Duke
1/3	L	44-80	at #3 Iowa
1/5	L	53-60	at Minnesota
1/8	L	67-85	#6 Purdue
1/10	L	69-76	#12 Illinois
1/15	L	59-87	at Ohio State
1/17	L	43-95	at #4 Indiana
1/21	L	73-87	Michigan
1/26	W	67-65	Michigan State
1/31	L	57-62	Wisconsin
2/5	L	43-72	at #14 Illinois
2/7	L	60-86	at #7 Purdue
2/11	L	75-77	#2 Indiana
2/14	L	60-75	Ohio State
2/19	L	71-96	at Michigan State
2/21	L	73-101	at Michigan
3/1	L	59-76	at Wisconsin
3/5	L	76-103	#6 Iowa
3/7	W	72-71	Minnesota

1987-88

Record: 7-21; 2-16 (10th)

Coach: Bill Foster

Captain: Shon Morris

11/28	W	64-49	Washington (Mo.)
11/30	W	72-55	Rutgers
12/5	L	57-79	#13 Duke
12/12	L	68-70	Rollins
12/17	W	57-47	at Loyola (Ill.) (I)
12/19	L	66-77	at Marquette
12/21	W	78-64	DePaul
12/26	L	68-75	vs. Lamar*
12/28	L	64-66	vs. TCU*
12/29	W	79-74	vs. N. Arizona* (OT)
1/6	L	69-92	#11 Michigan
1/11	W	66-64	#12 Indiana
1/14	L	64-80	at #8 Purdue
1/16	L	68-92	at #17 Iowa
1/20	W	65-61	Minnesota
1/23	L	48-79	at #13 Illinois
1/30	L	59-80	at Wisconsin
2/4	L	64-65	Michigan State
2/6	L	59-65	Ohio State
2/11	L	45-74	at #19 Indiana
2/13	L	67-82	at Minnesota
2/20	L	69-77	at Ohio State

2/24	L	74-91	#13 Iowa
2/27	L	51-69	#2 Purdue
3/2	L	67-105	at #10 Michigan
3/5	L	69-74	Wisconsin
3/10	L	53-55	at Michigan State
3/12	L	74-79	#19 Illinois

* Far West Classic, Portland, Ore.

1988-89

Record: 9-19; 2-16 (10th)

Coach: Bill Foster

Captains: Jeff Grose, Phil Styles

11/26	W	101-45	Chicago
11/28	W	100-61	Illinois Wesleyan
12/3	L	62-86	at #1 Duke
12/5	W	75-69	at Rutgers
12/10	W	97-81	Loyola (Ill.)
12/21	W	96-89	vs. Radford*
12/22	L	71-77	vs. Ball State*
12/28	L	76-90	vs. Pittsburgh/v
12/30	W	94-81	vs. Loyola (Ill.)/v
1/3	W	83-60	Navy
1/5	L	58-75	Purdue
1/7	L	66-94	at #7 Michigan
1/11	L	62-64	Michigan State
1/14	L	76-92	at Indiana
1/19	L	70-75	#2 Illinois
1/21	W	75-67	Minnesota
1/26	L	68-100	at Ohio State
1/28	L	58-59	Wisconsin
2/2	L	84-102	at #9 Iowa
2/9	L	56-72	#13 Indiana
2/11	L	69-86	at #7 Illinois
2/15	L	60-72	at Wisconsin
2/18	W	70-69	#16 Ohio State
2/22	L	84-89	#14 Iowa
2/25	L	65-80	at Michigan State
3/4	L	59-78	at Minnesota
3/9	L	79-88	#8 Michigan
3/11	L	66-97	at Purdue

* Golden Panthers Classic, Miami, Fla.
√ Fiesta Bowl Classic, Tucson, Ariz.

1989-90

Record: 9-19; 2-16 (10th)

Coach: Bill Foster

Captains: Walker Lambiotte, Rob Ross

11/24	W	81-72	Illinois Wesleyan
11/28	W	87-65	UW-Green Bay
12/2	L	77-103	#7 Duke
12/5	W	108-78	Tulane
12/9	W	85-65	vs. Loyola (Ill.)*
12/18	W	103-63	NE Illinois
12/21	L	68-69	at BYU
12/29	W	103-78	vs. William & Mary/v
12/30	L	80-81	at Vanderbilt/v
1/3	W	74-70	Northeastern
1/6	L	77-93	at Purdue
1/11	L	63-77	#13 Indiana
1/13	L	78-85	#8 Illinois
1/18	L	75-97	at #22 Minnesota
1/20	L	80-91	at Michigan State
1/25	L	79-86	#7 Michigan
1/27	W	87-85	Wisconsin
2/1	L	77-101	at Ohio State
2/3	L	80-98	at Iowa
2/5	L	60-67	#8 Purdue
2/10	L	75-98	at #25 Indiana
2/14	L	75-88	at #15 Illinois
2/17	L	72-90	#17 Minnesota
2/22	W	72-66	Iowa
2/24	L	69-94	at #7 Michigan
3/1	L	50-65	at Wisconsin
3/3	L	86-95	Ohio State
3/8	L	68-84	#7 Michigan State

* First Chicago Classic, Rosemont, Ill.
√ Music City Invitational, Nashville, Tenn.



THE 1982-83 WILDCATS earned the program's first-ever postseason win by downing Notre Dame in the opening round of the NIT before falling to DePaul on a buzzer-beater in the second round.

YEAR-BY-YEAR RESULTS

1990-91

Record: 5-23; 0-18 (10th)

Coach: Bill Foster

Captains: Don Brotz, Lucis Reece

11/23	W	84-62	Illinois Wesleyan
11/27	W	91-64	Oakland
12/1	W	84-79	Florida Int'l
12/8	L	91-96	vs. W. Illinois*
12/15	L	77-85	Loyola (Ill.)
12/21	W	74-66	vs. Morgan State/
12/22	L	77-93	at Saint Louis/
12/28	L	76-89	vs. Boston College#
12/29	W	103-94	vs. Dartmouth# (20T)
1/3	L	70-73	Purdue
1/5	L	58-99	at #5 Indiana
1/10	L	62-102	#4 Ohio State
1/12	L	59-66	at Michigan State
1/17	L	68-79	at Michigan
1/19	L	79-84	at Northeastern
1/24	L	57-74	Wisconsin
1/26	L	68-85	Minnesota
2/2	L	66-82	at Iowa
2/4	L	59-73	at Illinois
2/7	L	74-105	#4 Indiana
2/9	L	64-96	at #3 Ohio State
2/14	L	53-55	Michigan State
2/16	L	58-64	Michigan
2/24	L	76-79	at Wisconsin
2/28	L	70-88	at Minnesota
3/2	L	81-91	Illinois
3/7	L	76-79	Iowa
3/9	L	48-77	at Purdue

* First Chicago Classic, Rosemont, Ill.
 √ Billiken Holiday Classic, St. Louis, Mo.
 # Abdow's Holiday Classic, Springfield, Mass.

1991-92

Record: 9-19; 2-16 (10th)

Coach: Bill Foster

Captains: Patrick Baldwin, Todd Leslie

11/22	W	80-59	Illinois Wesleyan
11/30	W	78-60	Columbia
12/2	W	83-81	Vanderbilt
12/4	L	79-88	at Tulane
12/14	W	93-66	Northeastern
12/16	W	84-60	Idaho State
12/21	L	73-88	at Loyola (Ill.) (R)
12/27	W	76-57	vs. Creighton*
12/28	L	62-81	at Arizona State*
1/6	W	84-41	Chicago
1/8	L	67-69	at Wisconsin
1/11	L	52-60	#7 Ohio State
1/15	L	61-78	at #11 Michigan State
1/18	L	62-96	#5 Indiana
1/22	L	71-78	Iowa
1/25	L	63-82	at Purdue
1/29	L	50-92	at Minnesota
2/1	W	46-43	Illinois
2/5	L	58-81	at #15 Michigan
2/8	L	55-57	Minnesota
2/15	L	60-91	at #4 Indiana
2/20	L	68-84	Purdue
2/22	L	63-76	#20 Michigan
2/26	L	65-92	at Illinois
3/5	L	55-72	#13 Michigan State
3/7	L	78-93	at #5 Ohio State
3/11	L	66-69	at Iowa
3/14	W	76-65	Wisconsin

* ASU/Tribune Classic, Tempe, Ariz.

1992-93

Record: 8-19; 3-15 (10th)

Coach: Bill Foster

Captains: Patrick Baldwin, Charles Howell, Todd Leslie

12/1	W	101-50	Chicago
12/3	L	66-86	at Vanderbilt
12/5	W	87-57	Youngstown State
12/17	W	71-60	Texas A&M
12/19	W	79-73	Loyola (Ill.)

12/21	L	63-83	at Holy Cross
12/28	L	61-64	vs. Pennsylvania*
12/29	L	69-77	vs. William & Mary*
1/4	W	81-66	Lehigh
1/7	L	71-81	Illinois
1/13	L	68-70	at Penn State
1/16	L	75-80	at #23 Michigan State
1/23	L	55-70	at Minnesota
1/29	L	73-83	#14 Purdue
1/30	L	71-93	#2 Indiana
2/3	L	87-101	at Wisconsin
2/6	L	67-82	at Illinois
2/10	L	70-81	Ohio State
2/13	W	67-58	Penn State
2/17	L	55-81	at Michigan State
2/20	L	63-75	#20 Iowa
2/24	L	60-79	Minnesota
2/27	W	62-59	at #17 Purdue
3/4	L	69-98	at #2 Indiana
3/6	W	100-89	Wisconsin
3/8	L	50-56	at #17 Iowa
3/13	L	60-86	at #3 Michigan

NOTE: Game in italics vacated by the NCAA

* Lobo Classic, Albuquerque, N.M.

1993-94

Record: 15-14, 5-13 (t10th)

Coach: Ricky Byrdsong

Captains: Patrick Baldwin, Todd Leslie, Kevin Rankin

11/27	W	94-43	Chicago
11/29	W	87-70	Western Illinois
12/4	W	86-78	Illinois State
12/11	W	76-52	at Loyola (Ill.) (R)
12/15	W	86-70	at Youngstown St.
12/18	W	67-48	at Texas A&M
12/20	W	90-64	Holy Cross
12/29	W	92-65	vs. Northeastern*
12/30	W	74-68	vs. Rider*
1/5	L	67-68	#10 Purdue
1/8	L	65-73	#19 Minnesota
1/12	L	53-81	at Illinois
1/15	L	46-67	at Michigan State
1/22	L	76-81	at #8 Indiana
1/26	L	76-86	Iowa
1/29	L	75-80	Penn State
2/5	L	65-79	at #22 Minnesota
2/9	L	81-98	at #10 Purdue
2/12	W	79-68	#24 Illinois
2/17	L	55-60	Michigan State
2/19	W	75-71	at #24 Wisconsin
2/24	L	74-81	#12 Indiana
2/26	W	80-74	at Iowa
3/2	L	71-73	at Penn State
3/5	W	66-54	Wisconsin
3/9	L	73-76	at Ohio State
3/12	W	97-93	#8 Michigan (OT)

3/16	W	69-68	DePaul.*
3/21	L	79-83	Xavier.* (OT)

* Hatter Classic, Deland, Fla.

* National Invitation Tournament

1994-95

Record: 5-22; 1-17 (11th)

Coach: Ricky Byrdsong

Captain: Cedric Neloms

11/26	W	77-66	Alcorn State
11/28	L	69-70	Loyola (Ill.)
12/2	W	79-70	vs. Siena*
12/3	L	60-94	at Marquette*
12/10	W	73-68	Central Michigan
12/13	W	71-62	Youngstown State
12/17	L	49-84	at DePaul
12/21	L	48-80	at Western Illinois
12/31	L	68-86	at Illinois State
1/7	L	55-82	Illinois
1/11	L	74-105	at Minnesota
1/14	L	70-92	Michigan
1/18	L	56-93	at #12 Michigan State
1/21	L	51-79	at Penn State
1/25	L	84-96	Purdue
1/28	L	73-97	at Wisconsin
2/1	W	76-71	Ohio State
2/4	L	67-88	Indiana
2/9	L	77-116	at Iowa
2/11	L	66-70	at Ohio State
2/15	L	56-70	Wisconsin
2/18	L	57-94	at #25 Purdue
2/22	L	59-89	Penn State
2/25	L	60-83	#12 Michigan State
3/1	L	64-81	at Michigan
3/4	L	70-82	Minnesota
3/8	L	57-99	at Illinois

* First Bank Classic, Milwaukee, Wis.

1995-96

Record: 7-20; 2-16 (11th)

Coach: Ricky Byrdsong

Captain: Brian Chamberlain

11/24	L	63-83	at San Diego State
11/28	W	67-61	Youngstown State
12/2	W	66-46	Robert Morris
12/9	L	70-85	at Seton Hall
12/12	W	84-62	Army
12/16	L	61-71	DePaul
12/19	W	64-63	at Central Michigan
12/30	W	81-78	at Loyola (Ill.) (20T) (A)
1/2	L	56-60	Brown
1/6	L	51-83	at #21 Michigan
1/10	L	51-67	#22 Purdue
1/13	L	74-83	#20 Penn State (OT)
1/17	L	71-72	at Ohio State
1/20	W	62-52	Wisconsin
1/24	L	54-68	at Michigan State
1/27	L	62-74	Illinois

1/31	L	68-77	at Minnesota
2/4	L	61-95	at Indiana
2/7	L	77-88	#19 Iowa
2/10	L	47-66	Minnesota
2/14	L	62-93	at Illinois
2/17	L	57-75	Michigan State
2/21	W	82-71	at Wisconsin
2/24	L	69-82	Ohio State
2/28	L	62-78	at #12 Penn State
3/2	L	56-79	at #5 Purdue
3/6	L	50-77	Michigan

NOTE: Two games in italics vacated by the NCAA

1996-97

Record: 7-22; 2-16 (11th)

Coach: Ricky Byrdsong

Captains: Evan Eschmeyer, Jevon Johnson

11/22	W	61-55	Tennessee-Martin
11/26	W	70-49	Central Michigan
11/30	L	60-72	Tennessee Tech
12/3	L	70-82	San Diego State
12/7	W	58-56	at DePaul
12/14	W	73-63	Seton Hall
12/18	L	47-67	Illinois State
12/21	W	64-57	Loyola (Ill.)
12/27	L	62-79	at Hawaii*
12/29	L	42-60	vs. Pittsburgh*
12/30	L	52-68	vs. Washington State*
1/2	L	55-72	at Iowa
1/4	L	57-75	#8 Michigan
1/11	L	53-78	at Purdue
1/15	L	63-66	#17 Indiana
1/18	L	62-75	at Michigan State
1/22	L	69-71	Penn State
1/25	W	78-47	Ohio State
1/29	L	53-65	at Wisconsin
2/1	L	56-75	#6 Minnesota
2/5	L	58-70	at Illinois
2/8	L	44-56	Wisconsin
2/13	L	40-55	at Ohio State
2/15	L	55-61	at Penn State
2/19	W	70-58	Michigan State
2/22	L	49-64	at #24 Indiana
2/26	L	61-72	Purdue
3/5	L	76-93	at Michigan
3/8	L	59-75	Iowa

* Rainbow Classic, Honolulu, Hawaii

NOTE: Two games in italics vacated by the NCAA

1997-98

Record: 10-17; 3-13 (9th)

Coach: Kevin O'Neill

Captains: Julian Bonner, Evan Eschmeyer

11/22	L	84-86	Siena
-------	---	-------	-------



THE 1993-94 NIT TEAM defeated three ranked teams, including No. 8 Michigan in overtime in the regular-season finale.

YEAR-BY-YEAR RESULTS



11/26 W 71-51 Sam Houston State
 11/29 W 54-40 Md.-Eastern Shore
 12/2 W 90-52 Troy State
 12/6 W 72-59 DePaul
 12/13 W 51-44 Seton Hall
 12/17 W 68-51 Wofford
 12/23 L 63-64 at Boston College
 12/27 L 69-77 at Dayton
 1/3 L 57-91 at #14 Iowa
 1/7 W 66-59 Minnesota
 1/10 L 44-59 Illinois
 1/14 L 58-76 Indiana
 1/17 L 33-56 at Wisconsin
 1/22 L 45-83 at Penn State
 1/24 L 45-80 at #12 Purdue
 1/27 W 71-40 Chicago State
 1/31 L 66-72 #22 Michigan St. (OT)
 2/5 L 67-74 at #18 Michigan
 2/8 L 68-69 Penn State (OT)
 2/11 W 47-39 Wisconsin
 2/14 L 55-73 at Indiana
 2/18 L 57-69 at #23 Illinois
 2/21 W 70-62 Ohio State
 2/25 L 55-75 Iowa
 2/28 L 54-59 at Minnesota
 3/5 L 56-64 vs. Minnesota

NOTE: Game in italics vacated by the NCAA
 X Big Ten Tournament, Chicago, Ill.

1998-99

Record: 15-14; 6-10 (8th)

Coach: Kevin O'Neill

Captain: None

11/17 L 57-69 Maine
 11/21 W 68-30 Oakland (Mich.)
 11/25 W 69-66 St. Francis (N.Y.)
 11/28 W 62-55 Furman
 12/5 W 61-57 Dayton
 12/14 W 80-44 UW-Milwaukee
 12/19 L 52-63 at Seton Hall
 12/23 W 69-59 Boston College
 12/27 W 67-47 Long Beach State
 1/3 L 48-52 #21 Iowa
 1/6 W 58-55 at #17 Minnesota
 1/9 W 59-46 at Illinois
 1/13 L 78-81 at #23 Indiana
 1/16 L 49-57 #17 Wisconsin
 1/20 W 62-60 Penn State (OT)
 1/23 W 76-47 UT-Pan American
 1/27 W 54-50 #14 Purdue
 1/30 L 48-65 at #8 Michigan State
 2/4 W 58-34 Michigan
 2/6 W 71-67 at Penn State
 2/10 L 45-57 at #15 Wisconsin
 2/13 L 62-69 #17 Indiana (OT)
 2/17 L 63-69 Illinois

2/20 L 49-59 at #11 Ohio State
 2/24 L 48-65 at #18 Iowa
 2/27 L 51-58 Minnesota
 3/4 W 54-44 Penn State#
 3/5 L 59-61 vs. #2 Michigan St.X
 3/10 L 64-69 at DePaul

NOTE: Game in italics vacated by the NCAA

X Big Ten Tournament, Chicago, Ill.
 X National Invitation Tournament

1999-2000

Record: 5-25; 0-16 (11th)

Coach: Kevin O'Neill

Captain: None

11/23 W 55-47 Chicago State
 11/26 L 26-48 vs. Evansville*
 11/27 L 52-61 vs. Nebraska*
 11/28 L 65-70 vs. Mississippi State*
 12/1 L 46-60 Florida State/
 12/4 L 44-62 La Salle
 12/11 W 56-49 Nicholls State
 12/14 W 67-59 Jacksonville
 12/18 W 78-54 Western Carolina
 12/29 L 44-85 at USC
 1/2 L 41-60 Oakland (Mich.)
 1/5 L 52-58 at Iowa
 1/8 L 56-57 Pepperdine
 1/13 L 49-82 Penn State
 1/15 L 44-58 #17 Ohio State
 1/19 L 70-93 at Michigan
 1/22 L 45-69 at #10 Michigan State
 1/27 L 29-59 #9 Michigan State
 1/29 L 60-69 at Minnesota
 2/2 L 51-70 at Purdue
 2/5 L 67-89 #11 Indiana
 2/9 W 61-47 Rice
 2/12 L 58-77 Purdue
 2/16 L 64-73 at Penn State
 2/19 L 30-63 Illinois
 2/23 L 49-69 at #6 Ohio State
 2/26 L 55-61 Michigan (OT)
 3/1 L 46-62 Wisconsin
 3/4 L 44-73 at #25 Illinois
 3/9 L 41-51 vs. Wisconsin

NOTE: Two games in italics vacated by the NCAA

* Hoop & Quill Tournament, St. Louis, Mo.
 V ACC/Big Ten Challenge
 X Big Ten Tournament, Chicago, Ill.

2000-01

Record: 11-19; 3-13 (11th)

Coach: Bill Carmody

Captain: None

11/18 L 43-53 Arkansas-Little Rock
 11/22 W 56-33 Md.-Eastern Shore

11/25 W 64-42 Vermont
 11/28 L 44-57 at Clemson/
 12/2 W 83-62 Mississippi Valley St.
 12/10 L 44-62 at La Salle
 12/13 W 83-56 St. Peter's
 12/16 L 53-55 at Pepperdine
 12/20 L 58-67 Kent State*
 12/21 W 69-67 Iona*
 12/22 W 68-52 Evansville*
 12/27 W 63-61 #16 USC
 1/3 L 56-73 at Ohio State
 1/6 L 61-69 Purdue
 1/10 L 53-84 at #3 Michigan State
 1/13 L 66-73 at Penn State
 1/17 L 49-63 #11 Illinois
 1/20 L 59-78 at Purdue
 1/24 L 58-74 #3 Michigan State
 1/27 L 65-72 Michigan
 1/31 W 79-63 Buffalo
 2/2 L 59-84 at #6 Illinois
 2/6 L 59-66 Minnesota
 2/10 W 69-61 #14 Iowa
 2/14 L 54-78 at Indiana
 2/18 L 37-59 at #19 Wisconsin
 2/21 W 62-61 Penn State
 2/24 L 57-69 Ohio State
 2/28 W 75-70 at Michigan
 3/8 L 55-72 vs. Iowa

NOTE: Two games in italics vacated by the NCAA

* Carolina Shootout, San Juan, P.R.
 V ACC/Big Ten Challenge

X Big Ten Tournament, Chicago, Ill.

2001-02

Record: 16-13; 7-9 (7th)

Coach: Bill Carmody

Captain: None

11/14 W 78-73 vs. VCU*
 11/15 L 68-71 vs. East Carolina*
 11/16 W 59-51 vs. San Jose State*
 11/24 W 80-42 Chicago State
 11/28 W 57-50 Florida State/
 12/8 W 79-56 Kansas State
 12/15 W 58-55 Florida A&M
 12/17 W 66-49 Liberty
 12/22 L 60-63 vs. Fordham &
 12/28 W 52-51 vs. UL-Lafayette%
 12/29 L 60-77 at Arizona State%
 1/2 L 44-59 Indiana
 1/9 L 60-70 at #13 Iowa
 1/12 L 48-55 Ohio State
 1/16 W 58-54 at Michigan
 1/19 W 63-50 #17 Iowa
 1/23 L 61-63 at Purdue
 1/26 W 63-57 at Buffalo
 1/30 W 69-60 Wisconsin

2/2 L 57-58 at #25 Ohio State
 2/6 W 61-49 Michigan State
 2/9 L 44-73 at Wisconsin
 2/13 W 58-56 Minnesota
 2/16 W 55-49 at Penn State
 2/20 W 61-48 Purdue
 2/23 L 41-56 #16 Illinois
 2/27 L 51-69 at Minnesota
 3/2 L 67-79 at #25 Indiana
 3/7 L 51-72 vs. Michigan

NOTE: Two games in italics vacated by the NCAA

* BCA Invitational, Raleigh, N.C.
 V ACC/Big Ten Challenge
 & Madison Square Garden, New York, N.Y.
 % azcentral.com Classic, Tempe, Ariz.
 X Big Ten Tournament, Indianapolis, Ind.

2002-03

Record: 12-17; 3-13 (10th)

Coach: Bill Carmody

Captain: None

11/22 W 56-36 Md.-Eastern Shore
 11/25 W 81-55 New Hampshire
 11/27 L 53-56 IUPUI
 11/30 W 59-55 at Kansas State
 12/4 L 49-74 at N.C. State/
 12/7 W 62-60 Bowling Green
 12/18 W 66-51 Elon
 12/19 L 53-70 Illinois-Chicago
 12/22 W 62-60 Fordham
 12/30 W 69-62 Buffalo
 1/4 W 70-42 Long Island
 1/8 L 63-68 Iowa
 1/11 L 68-82 at Purdue
 1/15 L 57-71 at #18 Indiana
 1/18 L 70-77 Michigan
 1/25 L 57-74 at Minnesota
 1/29 L 50-69 at Wisconsin
 2/1 L 52-65 at Ohio State
 2/5 W 74-61 Indiana
 2/8 L 59-74 Wisconsin
 2/12 W 78-67 Purdue
 2/15 L 51-64 at Michigan State
 2/19 L 61-73 Minnesota
 2/22 L 61-73 #20 Illinois (U)
 3/1 W 85-79 Penn State (20T)
 3/5 L 48-52 Ohio State
 3/8 L 61-77 at Iowa
 3/13 W 76-64 vs. Minnesota
 3/14 L 65-94 vs. #13 Illinois
 V ACC/Big Ten Challenge
 X Big Ten Tournament, Chicago, Ill.


2003-04

Record: 14-15, 8-8 (t5th)

Coach: Bill Carmody

Captain: Jitum Young

11/21 L 56-67 Colorado
 11/23 W 76-60 Chicago State
 11/25 L 53-65 at DePaul
 11/29 W 69-61 Northwestern State
 12/1 L 53-71 at Florida State/
 12/3 W 69-61 Bucknell
 12/6 W 77-60 at Bowling Green
 12/17 W 63-61 Arizona State
 12/20 L 71-90 at Illinois-Chicago
 12/27 L 75-80 vs. Rutgers%
 12/28 L 47-49 vs. MVSU%
 1/7 L 54-78 at Michigan
 1/10 W 77-68 at Iowa
 1/14 W 70-60 #25 Illinois
 1/17 L 62-73 at Indiana
 1/21 L 61-73 Michigan State
 1/28 L 61-63 at Penn State (OT)
 1/31 W 61-47 Minnesota
 2/4 L 64-72 at Ohio State
 2/7 W 69-51 #14 Wisconsin
 2/11 W 40-39 at Purdue
 2/14 W 65-52 Penn State
 2/21 L 56-66 at Michigan State



THE 1998-99 NIT TEAM posted its best Big Ten record in 15 years and notched wins over No. 14 Purdue and No. 17 Minnesota.



YEAR-BY-YEAR RESULTS

2/25 W 63-59 Indiana
 2/28 L 56-66 at #23 Illinois
 3/3 W 51-49 Iowa
 3/6 L 56-63 Michigan
 3/11 W 57-52 vs. Penn StateX
 3/12 L 55-68 vs. Michigan StateX
 √ ACC/Big Ten Challenge
 % S.P. SunClassic, El Paso, Texas
 X Big Ten Tournament, Indianapolis, Ind.

2004-05

Record: 15-16, 6-10 (8th)
Coach: Bill Carmody
Captain: None
 11/19 W 56-53 vs. Portland%
 11/20 L 61-64 vs. New Mexico St.%
 11/21 L 57-64 vs. Utah State%
 11/28 L 57-66 at Colorado
 12/1 L 44-48 #24 Virginia/
 12/4 W 78-53 Chicago State
 12/15 W 56-52 DePaul
 12/18 W 53-44 Seton Hall
 12/20 L 55-90 at Arizona State
 12/22 W 72-58 Robert Morris
 12/27 W 50-43 Delaware State
 12/31 W 56-48 UT-Pan American
 1/5 W 73-52 Indiana
 1/8 L 58-87 at #20 Michigan State
 1/12 L 61-71 at Michigan
 1/15 L 66-78 #1 Illinois
 1/22 L 62-65 at Penn State
 1/26 W 75-74 #23 Iowa (OT)
 1/29 L 52-65 Ohio State
 2/2 L 58-73 at #19 Wisconsin
 2/5 W 67-61 Purdue
 2/9 W 55-53 at Minnesota
 2/12 L 54-64 at #24 Iowa
 2/14 W 59-51 Texas A&M-CC
 2/19 W 54-39 Penn State
 2/23 L 48-84 at #1 Illinois
 2/26 W 69-53 Michigan
 3/2 L 58-69 #14 Michigan State
 3/5 L 55-77 at Indiana
 3/10 W 58-56 vs. MichiganX
 3/11 L 51-68 vs. #1 IllinoisX
 % Top of the World Classic, Fairbanks, Alaska
 √ ACC/Big Ten Challenge
 X Big Ten Tournament, Chicago, Ill.

2005-06

Record: 14-15, 6-10 (t8th)
Coach: Bill Carmody
Captain: None
 11/13 W 61-59 vs. Lehigh\$
 11/14 W 61-47 vs. Charlotte\$
 11/15 L 48-56 vs. UNC Wilmington\$
 11/21 W 69-59 Florida Atlantic
 11/26 L 49-59 at DePaul
 11/30 L 57-72 at Virginia/
 12/3 W 61-54 Delaware State (OT)
 12/14 L 62-71 Illinois-Chicago
 12/18 W 44-42 at Seton Hall
 12/23 W 69-36 DePaul
 1/1 W 82-47 Northern Colorado
 1/4 W 66-53 Purdue
 1/7 W 57-49 at Minnesota
 1/11 L 61-65 Penn State
 1/14 L 52-68 at #21 Wisconsin
 1/18 L 51-68 at Michigan
 1/21 L 47-58 #7 Illinois
 1/25 W 78-76 at Purdue (OT)
 2/1 L 63-72 at #22 Indiana
 2/4 L 66-77 #12 Michigan State
 2/8 W 51-48 #18 Iowa
 2/11 W 73-49 IPFW
 2/15 L 47-63 at #14 Illinois
 2/18 L 52-61 at #12 Ohio State
 2/23 W 62-51 Wisconsin
 2/25 L 55-68 at Penn State
 3/1 L 53-56 #9 Ohio State
 3/4 W 57-53 Minnesota
 3/7 L 42-60 vs. Penn StateX
 \$ BCA Invitational, Laramie, Wyo.
 √ ACC/Big Ten Challenge
 X Big Ten Tournament, Indianapolis, Ind.

2006-07

Record: 13-18, 2-14 (t10th)
Coach: Bill Carmody
Captains: Tim Doyle, Joe Kennedy
 11/10 L 61-64 Cornell
 11/14 W 49-39 DePaul
 11/17 L 53-58 at Stanford
 11/21 W 64-40 Brown
 11/25 W 40-39 North Florida
 11/28 W 61-59 Miami (Fla.)/
 12/9 W 77-75 W. Michigan (OT)
 12/14 W 41-39 Wheaton (Ill.)
 12/19 L 65-66 vs. Tennessee Tech\$
 12/20 W 62-55 vs. UPR-Mayaguez\$

12/21 W 77-44 vs. Utah\$
 12/27 W 66-60 Loyola (Md.)
 12/31 W 85-59 Northwestern State
 1/3 L 57-83 at Penn State
 1/6 L 46-58 Michigan
 1/10 L 45-66 at Michigan State
 1/13 L 50-56 #3 Wisconsin
 1/17 L 41-73 at #7 Ohio State
 1/20 W 55-40 at Minnesota
 1/24 L 50-59 #5 Ohio State
 1/31 L 55-62 Minnesota
 2/3 L 52-69 at #2 Wisconsin
 2/7 L 43-58 Illinois
 2/10 W 53-51 Penn State
 2/15 L 58-66 at Iowa
 2/18 L 37-48 at Illinois
 2/21 W 67-56 UT-Pan American
 2/24 L 68-75 Purdue
 2/28 L 65-69 Indiana
 3/3 L 50-73 at Purdue
 3/8 L 57-62 vs. Michigan StateX
 √ ACC/Big Ten Challenge
 \$ San Juan Shootout, San Juan, Puerto Rico
 X Big Ten Tournament, Indianapolis, Ind.

2007-08

Record: 8-22, 1-17 (11th)
Coach: Bill Carmody
Captain: None
 11/15 L 60-71 #20 Stanford
 11/17 L 53-54 at DePaul
 11/20 W 95-63 Benedictine
 11/24 L 67-73 Brown
 11/27 L 52-94 at Virginia/
 12/1 W 68-58 Savannah State
 12/3 W 88-68 Arkansas State
 12/8 W 65-63 at Western Michigan
 12/20 W 77-51 Howard
 1/2 L 68-79 Penn State
 1/6 L 51-62 at Ohio State
 1/9 L 63-82 at Minnesota
 1/12 L 68-78 Michigan
 1/16 W 65-47 at Chicago State
 1/19 L 50-62 at #17 Wisconsin
 1/24 L 62-78 #10 Michigan State
 1/27 L 37-70 at Illinois
 1/30 W 68-59 UT-Pan American
 2/3 L 63-75 at #11 Indiana
 2/6 L 72-92 Minnesota
 2/9 L 55-70 at Michigan State
 2/13 L 47-65 Ohio State

2/16 L 56-71 #19 Purdue
 2/19 L 51-53 at Iowa
 2/23 L 82-85 #15 Indiana
 2/26 W 62-60 at Michigan
 3/1 L 43-68 at #16 Purdue
 3/4 L 62-67 Iowa
 3/8 L 52-65 #10 Wisconsin
 3/13 L 52-55 vs. MinnesotaX
 √ ACC/Big Ten Challenge
 X Big Ten Tournament, Indianapolis, Ind.

2008-09

Record: 17-14, 8-10 (9th)
Coach: Bill Carmody
Captain: Craig Moore
 11/16 W 81-39 Central Arkansas
 11/19 W 66-48 Texas A&M-C.C.
 11/22 W 73-64 at Brown
 11/26 L 53-57 at Butler
 12/1 W 59-43 UC Riverside
 12/3 W 73-59 Florida State/
 12/6 W 63-36 DePaul
 12/15 W 77-62 UMKC
 12/20 L 59-65 at Stanford
 12/23 W 66-55 SMU
 12/31 L 57-61 at Penn State
 1/3 L 66-77 #10 Michigan State
 1/7 L 45-74 at Wisconsin
 1/15 L 61-63 #19 Purdue
 1/18 W 74-65 #18 Minnesota
 1/21 W 70-63 at #7 Michigan State
 1/24 L 59-68 at Michigan
 1/28 W 77-75 Indiana
 1/31 W 66-63 Wisconsin
 2/4 W 75-63 Chicago State
 2/7 L 51-56 at Iowa
 2/12 L 59-60 #22 Illinois
 2/15 L 67-70 Michigan (OT)
 2/18 W 72-69 Ohio State
 2/22 L 45-72 at Minnesota
 2/25 W 75-53 at Indiana
 2/28 W 55-49 Iowa
 3/4 W 64-61 at #19 Purdue
 3/8 L 47-52 at Ohio State
 3/12 L 53-66 vs. MinnesotaX
 3/18 L 59-68 at TulsaX
 √ ACC/Big Ten Challenge
 X Big Ten Tournament, Indianapolis, Ind.
 X National Invitation Tournament

2009-10

Record: 20-14, 7-11 (t7th)
Coach: Bill Carmody
Captain: None
 11/13 W 77-55 Northern Illinois
 11/18 L 54-67 #11 Butler
 11/22 W 69-62 Tennessee State
 11/24 W 69-53 Liberty
 11/27 W 72-58 vs. #23 Notre DameX
 11/28 W 67-65 vs. Iowa StateX
 12/1 W 65-53 at N.C. State/
 12/13 W 90-65 North Carolina A&T
 12/16 W 84-54 North Florida
 12/19 W 70-62 Stanford
 12/22 W 74-54 Central Conn. State
 12/30 L 83-89 at Illinois (OT) (25)
 1/2 L 70-91 #11 Michigan St. (25)
 1/7 W 53-44 UT-Pan American
 1/10 W 68-62 at Michigan
 1/13 L 50-60 #13 Wisconsin
 1/16 W 72-64 #6 Purdue
 1/19 L 56-76 at #21 Ohio State
 1/23 W 73-68 Illinois
 1/26 L 61-65 at Minnesota
 1/30 L 70-79 at #5 Michigan State
 2/2 W 67-52 Michigan
 2/7 W 78-61 Indiana
 2/10 L 65-78 at Iowa
 2/14 W 77-74 Minnesota (OT)
 2/17 L 70-81 Penn State
 2/21 L 63-70 at #14 Wisconsin



THE 2008-09 NIT TEAM defeated three ranked teams, including Purdue and eventual national runner-up Michigan State on the road.

YEAR-BY-YEAR RESULTS



THE 2009-10 NIT TEAM posted a school-record 20 wins and earned the program's first national ranking in 41 years.

2/25 W 74-57 Iowa
 2/28 L 60-79 at Penn State
 3/3 W 72-49 Chicago State
 3/6 L 80-88 at Indiana (OT)
 3/11 W 73-58 vs. Indiana✕
 3/12 L 61-69 vs. #6 Purdue✕
 3/17 L 64-76 at Rhode Island✕
 ✓ ACC/Big Ten Challenge
 ◆ Chicago Invitational Challenge, Chicago
 ✕ Big Ten Tournament, Indianapolis, Ind.
 ☆ National Invitation Tournament

2010-11
Record: 20-14, 7-11 (8th)
Coach: Bill Carmody
Captains: Jeff Ryan, Michael Thompson
 11/12 W 97-78 at Northern Illinois
 11/17 W 77-71 at UT-Pan American
 11/19 W 71-45 Arkansas-Pine Bluff
 11/28 W 65-52 Creighton
 11/30 W 91-71 Georgia Tech/
 12/13 W 81-65 Long Island
 12/16 W 78-62 American
 12/20 W 92-61 vs. St. Francis (N.Y.)◆
 12/21 L 69-85 at St. John's◆
 12/23 W 70-47 Mount St. Mary's
 12/31 L 69-82 at #12 Purdue
 1/3 L 62-65 #18 Michigan State
 1/6 L 88-63 at #20 Illinois
 1/9 W 93-81 Indiana
 1/12 W 90-71 at Iowa
 1/15 L 67-71 at Michigan St. (OT)
 1/18 W 74-60 Michigan
 1/20 W 98-55 SIU Edwardsville
 1/23 L 46-78 #18 Wisconsin
 1/26 L 70-81 at #16 Minnesota
 1/29 L 57-58 #1 Ohio State
 2/5 W 71-70 Illinois
 2/9 L 66-75 at Michigan
 2/13 L 41-65 at Penn State
 2/17 W 73-70 Iowa
 2/19 W 70-64 at Indiana
 2/24 L 52-66 Penn State
 2/27 L 63-78 at #12 Wisconsin
 3/2 W 68-57 Minnesota
 3/10 W 75-65 vs. Minnesota✕
 3/11 L 61-67 vs. #1 Ohio St. (OT)✕
 3/16 W 70-61 Milwaukee☆
 3/19 W 85-67 at Boston College☆
 3/23 L 66-69 at Wash. St. (OT)☆
 ✓ ACC/Big Ten Challenge
 ◆ MSG Holiday Festival; New York, N.Y.
 ✕ Big Ten Tournament, Indianapolis, Ind.
 ☆ National Invitation Tournament

2011-12
Record: 19-14, 8-10 (t7th)
Coach: Bill Carmody
Captains: Davide Corletti, John Shurna
 11/13 W 60-36 UT-Pan American
 11/17 W 88-82 vs. LSU◆
 11/18 W 69-65 vs. Tulsa◆
 11/20 W 80-73 vs. Seton Hall◆
 11/25 W 63-58 Stony Brook
 11/29 W 76-60 at Georgia Tech ✓
 12/2 W 92-67 Miss. Valley State
 12/4 L 41-69 #7 Baylor
 12/15 W 81-51 Texas Southern
 12/17 W 70-64 Central Conn. State
 12/18 W 87-72 Eastern Illinois
 12/22 L 79-87 at #23 Creighton
 12/28 L 54-87 at #2 Ohio State
 1/1 W 68-56 Penn State
 1/4 L 56-57 Illinois
 1/11 L 64-66 at #13 Michigan (OT)
 1/14 W 81-74 #6 Michigan State
 1/18 L 57-77 at Wisconsin
 1/22 L 52-75 at Minnesota
 1/28 L 56-58 Purdue
 2/2 W 84-74 Nebraska
 2/5 W 74-70 at Illinois
 2/9 W 83-64 Iowa
 2/12 L 77-87 at Purdue
 2/15 L 66-71 at #18 Indiana
 2/18 W 64-53 Minnesota

2/21 L 55-67 #11 Michigan (OT)
 2/25 W 67-66 at Penn State
 2/29 L 73-75 #10 Ohio State
 3/3 W 70-66 at Iowa
 3/8 L 68-75 vs. Minnesota (OT)✕
 3/13 W 76-74 Akron☆
 3/16 L 55-76 at Washington☆
 ✓ ACC/Big Ten Challenge
 ◆ Charleston Classic, Charleston, S.C.
 ✕ Big Ten Tournament, Indianapolis, Ind.
 ☆ National Invitation Tournament



THE 2010-11 NIT TEAM tied a program best with 20 wins and advanced to the NIT quarterfinal round before falling in overtime.



ALL-TIME SERIES RECORDS

OPPONENT	W	L	OPPONENT	W	L	OPPONENT	W	L	OPPONENT	W	L
Akron	1	0	Evanston Blues	1	0	Massachusetts	0	1	San Diego State	0	2
Alabama	1	0	Evanston Township HS	1	0	Mercer	2	0	San Jose State	1	0
Alcorn State	1	0	Evanston YMCA	1	6	Mercury Athletic Club	1	0	Savannah State	1	0
American	1	0	Evanston YMCA Reds	3	1	Miami (Fla.)	1	0	Seton Hall	5	2
American Col. of P.E.	1	0	Evansville	1	2	Miami (Ohio)	0	1	Seward Park	1	0
Angelo State	1	0	Fairfield	0	1	Michigan	56	105	Siena	1	1
Arizona	0	2	First National Bank	1	0	Michigan State	38	81	South Dakota	1	0
Arizona State	2	4	Flint (Mich.) Vehicle Co.	1	0	Millikin	0	1	South Dakota State	1	0
Arkansas-Little Rock	0	1	Florida	2	1	Milwaukee	2	0	Southern California	3	6
Arkansas-Pine Bluff	1	0	Florida A&M	1	0	Minnesota	64	101	SIU Edwardsville	4	0
Arkansas State	1	0	Florida Atlantic	1	0	Mississippi State	0	1	SMU	2	1
Armour	5	0	Florida International	1	0	Mississippi Valley State	2	1	Stanford	2	4
Army	1	0	Florida Southern	2	0	Missouri	3	4	Stony Brook	1	0
Ball State	1	1	Florida State	2	3	UMKC	1	0	Syracuse	0	1
Baylor	0	1	Fordham	1	1	Monmouth	1	0	Tampa	1	0
Beloit	2	1	Furman	2	0	Morgan State	1	0	Temple	0	1
Benedictine (Ill.)	1	0	Garrett Biblical Instit.	1	0	Mount St. Mary's	1	0	Tennessee	1	0
Boston College	3	2	George Mason	0	1	Naperville	0	2	Tennessee-Martin	1	0
Boston University	1	0	George Washington	1	0	Navy	2	0	Tennessee State	1	0
Bowling Green	2	1	Georgia Tech	2	0	Nebraska	2	2	Tennessee Tech	0	2
Bradley	8	1	Great Lakes	4	7	Nevada-Las Vegas	0	1	Texas	1	1
Brigham Young	1	1	Green Bay	2	1	New Hampshire	1	0	Texas A&M	1	3
Brown	4	2	Haskell	0	1	New Mexico State	0	1	Texas A&M-C.C.	2	0
Buckeye Paints	0	1	Hawaii	1	2	New Orleans	1	0	Texas Christian	0	2
Bucknell	1	0	Holy Cross	0	1	New York University	0	1	Texas Southern	1	0
Buffalo	3	0	Howard	1	0	Nicholls State	1	0	Texas-El Paso (UTEP)	0	1
Butler	16	8	Hull House	0	1	North Carolina	1	3	Texas-Pan American	7	0
California	1	2	Idaho State	1	0	North Carolina A&T	1	0	Toledo	0	1
UC Riverside	1	0	Illinois	37	129	North Carolina State	1	3	Troy State	1	0
UC Santa Barbara	1	1	Illinois Athletic Club	0	1	North Florida	2	0	Tulane	4	3
Cal State Los Angeles	1	0	Illinois-Chicago	3	3	Northeastern	2	1	Tulsa	1	1
Camp Grant	0	1	Illinois State	1	2	Northeastern Illinois	1	0	UCLA	1	3
Carleton	7	0	Illinois Wesleyan	9	0	Northern Arizona	1	0	UNC Wilmington	0	1
Central Arkansas	1	0	Indiana	48	110	Northern Colorado	1	0	U.S. Infantry	1	0
Central Connecticut State	2	0	IPFW	1	0	Northern Illinois	9	2	Utah	1	2
Central Michigan	3	0	IUPUI	0	1	North Park	1	0	Utah State	0	1
Central Park	1	0	Iona	1	0	North Texas State	0	1	Valparaiso	8	2
Charlotte	1	0	Iowa	57	109	Northwestern College	2	1	Vanderbilt	1	4
Chicago	29	28	Iowa Pre-Flight	1	0	Northwestern State (La.)	2	0	Vermont	1	0
Chicago State	9	0	Iowa State	1	1	Notre Dame*	24	63	Virginia	0	3
Chicago YMCA	1	0	Jacksonville	1	0	Oakland	2	1	Va. Commonwealth	1	0
The Citadel	1	0	Kansas	2	6	Ohio State	45	117	Wabash	6	1
Clemson	0	1	Kansas State	2	1	Ohio University	8	5	Washington	2	6
Cleveland State	1	1	Kent State	0	1	Oklahoma City	0	1	Washington (Mo.)	2	0
Colorado	3	6	Kentucky	1	7	Oregon	0	2	Washington State	3	3
Colorado State	2	1	Knights of Columbus	1	0	Oregon State	1	4	West Aurora HS	1	0
Columbia	1	1	Knox	1	0	Penn State	14	26	Western Carolina	1	0
Cornell (Iowa)	1	0	Lake Forest	5	4	Pennsylvania	0	1	Western Illinois	3	2
Cornell (N.Y.)	2	1	Lamar	0	1	Pepperdine	0	2	Western Michigan	21	5
Cornell Ath. Club	1	1	La Salle	0	3	Pittsburgh	10	8	West Virginia	1	1
Creighton	3	2	Lehigh	2	0	Princeton	6	1	Wheaton (Ill.)	1	0
Dartmouth	3	1	Lewis	3	0	Portland	1	0	Whiting Owls	0	1
Dayton	1	2	Liberty	2	0	Providence	0	2	Whiting Red Crowns	0	1
Delaware State	2	0	Long Beach State	1	0	Purdue	43	123	Wichita State	0	2
Denver	1	0	Long Island	2	0	Radford	1	0	William & Mary	1	1
DePaul	9	19	Loras	1	0	Ravenswood	1	0	Wisconsin	65	108
DePauw	3	2	Louisiana-Lafayette	1	0	Rhode Island	0	2	Wofford	1	0
Detroit	0	1	Louisville	2	0	Rice	3	1	Wyoming	1	0
Detroit YMCA	1	0	Loyola (Ill.)	11	8	Ripon	3	0	Xavier	0	1
Drake	1	1	Loyola (Md.)	1	0	Robert Morris	2	0	Yale	3	2
Duke	0	7	LSU	3	1	Rollins	2	2	Youngstown State	3	0
Duquesne	2	0	Maine	0	1	Rutgers	4	1			
East Carolina	0	1	Manhattan	0	1	St. Francis (N.Y.)	2	0			
East Tennessee St.	1	0	Marquette	14	14	St. John's	1	2			
Eastern Illinois	1	0	Marshall	0	1	St. Joseph's (Ind.)	2	0			
Eckhart Park	0	1	Maryland	1	0	St. Peter's	1	0			
Elon	1	0	Md.-Baltimore County	1	0	Saint Louis	1	2			
Evanston Academy	1	0	Md.-Eastern Shore	3	0	Sam Houston State	1	0			

Overall Record: 979-1,400-1

*Northwestern and Notre Dame tied, 20-20, in 1935.

SERIES HISTORY VS. OPPONENT



Legend:

(C)—Chicago Stadium (Chicago, Ill.)
 (R)—Rosemont Horizon/Allstate Arena (Rosemont, Ill.)
 (D)—DePaul's Alumni Hall (Chicago, Ill.)
 (U)—United Center (Chicago, Ill.)
 (F)—Game later forfeited by opponent
 *—Overtime game

Alabama

NU leads 1-0

W 32-10 12/31/30 H

Alcorn State

NU leads 1-0

W 77-66 11/26/94 H

American

NU leads 1-0

W 78-62 12/16/10 H

American College of P.E.

NU leads 1-0

W 35-16 12/18/19 H

Angelo State

NU leads 1-0

W 64-51 12/20/82 D

Arizona

NU trails 2-0

L 64-78 12/10/76 A
 L 80-83* 11/27/78 H

Arizona State

NU trails 4-2

W 101-91 12/20/69 A
 L 78-92 12/11/76 A
 L 62-81 12/28/91 A
 L 60-77 12/29/01 A
 W 63-61 12/17/03 H
 L 55-90 12/20/04 A

Arkansas-Little Rock

NU trails 1-0

L 43-53 11/18/00 H

Arkansas-Pine Bluff

NU leads 1-0

W 71-45 11/19/10 H

Arkansas State

NU leads 1-0

W 88-68 12/3/07 H

Armour

NU leads 5-0

W 39-10 12/16/12 H
 W 42-18 1/7/14 H
 W 32-20 12/9/14 H
 W 39-37 12/29/14 A
 W 27-12 12/3/21 H

Army

NU leads 1-0

W 84-62 12/12/95 H

Ball State

Series tied 1-1

W 120-83 12/5/66 H
 L 71-77 12/22/88 N

Baylor

NU trails 1-0

L 41-69 12/4/11 H

Beloit

NU leads 2-1

W 38-31 3/8/05 A
 L 8-20 12/20/15 A
 W 25-14 12/17/20 H

Benedictine (Ill.)

NU leads 1-0

W 95-63 11/20/07 H

Boston College

NU leads 3-2

W 77-68 12/27/68 N
 L 76-89 12/28/90 N
 L 63-64 12/23/97 A
 W 69-59 12/23/98 H
 W 85-67 3/19/11 A

Boston University

NU leads 1-0

W 78-74 12/19/59 H

Bowling Green

NU leads 2-1

L 68-79 12/29/79 N
 W 62-60 12/7/02 H
 W 77-60 12/6/03 A

Bradley

NU leads 8-1

W 36-23 12/8/30 H
 W 33-19 12/6/31 H
 W 44-19 12/5/32 H
 W 40-19 12/6/33 H
 W 38-31 2/13/37 H
 W 28-26 2/5/38 H
 W 67-64 12/22/79 N
 W 63-42 11/28/83 H
 L 72-76 11/30/85 A

Brown

NU leads 4-2

W 93-74 12/23/61 H
 W 80-65 11/27/76 N
 L 56-60 1/2/96 H
 W 64-40 11/21/06 H
 L 67-73 11/24/07 H
 W 73-64 11/22/08 A

Buckeye Paints

NU trails 1-0

L 20-33 12/28/15 A

Bucknell

NU leads 1-0

W 69-61 12/3/03 H

Buffalo

NU leads 3-0

W 79-63 1/31/01 H
 W 63-57 1/26/02 A

W 69-62 12/30/02 H

Butler

NU leads 16-8

W 41-36 1934-35 H
 W 53-38 2/1/36 H
 L 21-30 12/23/37 A
 W 32-20 2/8/40 A
 L 31-32 12/18/40 A
 W 46-40 12/13/41 H
 W 44-40 12/31/46 H
 W 52-51 12/6/47 H
 W 70-60 12/9/50 A
 W 93-57 12/3/51 H
 W 90-72 12/22/52 H
 W 70-57 12/28/53 H
 L 60-78 1/29/54 A
 L 62-83 12/22/54 A
 W 81-74 12/27/54 H
 W 87-69 12/5/67 H
 W 73-69 12/7/68 A
 W 98-79 12/8/70 H
 L 61-65 12/2/72 A
 W 82-78 12/3/77 N
 W 61-58 12/22/84 H
 L 53-71 12/3/86 A
 L 53-57 11/26/08 A
 L 54-67 11/18/09 H

BYU

Series tied 1-1

W 61-41 1/3/46 H
 L 68-69 12/21/89 A

California

NU trails 2-1

W 34-19 12/28/35 H
 L 36-43 1/4/38 H
 L 40-62 12/19/60 C

Cal State-LA

NU leads 1-0

W 77-63 11/26/85 H

Camp Grant

NU trails 1-0

L 43-51 2/12/44 N

Carleton

NU leads 7-0

W 31-22 12/20/30 H
 W 48-33 12/3/34 H
 W 56-27 12/6/35 H
 W 44-19 12/7/36 H
 W 53-23 12/3/37 H
 W 45-23 12/7/38 H
 W 30-14 12/5/39 H

Central Arkansas

NU leads 1-0

W 81-39 11/16/08 H

Central Connecticut State

NU leads 1-0

W 74-54 12/22/09 H
 W 70-64 12/17/11 H

Central Park

NU leads 1-0

W 51-25 1913-14 H

Central Michigan

NU leads 3-0

W 73-68 12/10/94 H
 W 64-63 12/19/95 A
 W 70-49 11/26/96 H

Charlotte

NU leads 1-0

W 61-47 11/14/05 N

Chicago

NU leads 30-28

L 19-34 2/24/05 A
 L 23-25 3/18/05 H
 L 5-26 1/18/07 H
 L 6-34 2/20/07 A
 L 6-41 2/13/08 A
 L 12-17 2/29/08 H
 L 4-28 1/20/09 H
 L 4-31 1/15/10 A
 L 6-44 1/25/10 H
 L 16-24 1/7/11 A
 L 18-25 3/1/11 H
 L 13-38 1/13/12 A
 L 11-27 2/10/12 H
 L 25-28 2/21/13 H
 L 10-28 1/14/14 H
 L 29-34 2/24/14 A
 L 11-15 1/9/15 H
 L 14-22 2/16/15 A
 W 28-18 1/22/16 A
 W 28-20 2/16/16 H
 L 14-27 1/20/17 A
 L 22-25 2/27/17 H
 L 17-24 2/15/19 A
 W 15-12 3/5/19 H
 L 25-26 2/9/21 H
 L 22-23 1/20/22 A
 L 18-26 1/9/24 H
 L 26-42 2/27/24 A
 W 29-7 2/17/25 H
 W 17-16 3/11/25 A
 L 27-34 1/12/27 H
 L 21-40 2/19/27 A
 W 15-14 1/12/28 A
 W 39-18 2/28/28 H
 W 37-17 1/25/30 A
 W 39-24 3/4/30 H
 W 31-16 2/7/31 H
 W 27-15 2/14/31 A
 W 52-24 1/14/33 A
 W 57-23 2/18/33 H
 L 34-36 2/10/34 H
 W 30-22 3/2/34 A
 W 42-27 1/29/36 H
 W 34-33 3/7/36 A
 W 44-21 1/16/37 A
 W 34-27 2/27/37 H
 W 34-31 2/11/39 A
 W 44-28 1/13/40 H
 W 41-36 2/15/41 A
 W 69-50 1/10/42 A
 W 47-46 2/16/42 H
 W 63-29 2/20/43 A
 W 77-20 1/14/44 A
 W 74-49 12/8/84 H
 W 101-45 11/26/88 H
 W 84-41 1/6/92 H
 W 101-50 12/1/92 H
 W 94-43 11/27/93 H

Chicago State

NU leads 9-0

W 69-58 12/11/81 H
 W 71-40 1/27/98 H
 W 55-47 11/23/99 H
 W 80-42 11/24/01 H
 W 76-60 11/23/03 H

W 78-53 12/4/04 H

W 65-47 1/16/07 A

W 75-63 2/4/09 H

W 72-49 3/3/10 H

Chicago YMCA

NU leads 1-0

W 52-31 1/14/16 H

The Citadel

NU leads 1-0

W 91-74 12/29/69 N

Clemson

NU trails 1-0

L 44-57 11/28/00 A

Cleveland State

Series tied 1-1

W 63-51 12/27/83 H

L 54-66 12/29/84 A

Colorado

NU trails 6-3

L 63-67 12/10/49 C
 W 65-64 12/19/61 H
 L 64-69 12/8/62 A
 W 87-80 12/12/64 H
 L 55-70 12/6/65 A
 L 68-73 12/20/66 A
 W 83-66 12/9/68 H
 L 56-67 11/21/03 H
 L 57-66 11/28/04 A

Colorado State

NU leads 2-1

L 50-75 12/27/62 N
 W 78-75 12/1/80 H
 W 61-53 12/4/82 A

Columbia

Series tied 1-1

L 68-83 12/3/69 C
 W 78-60 11/30/91 H

Cornell

NU leads 2-1

W 63-48 12/5/80 H
 W 60-44 12/11/82 D
 L 61-64 11/10/06 H

Cornell (Iowa)

NU leads 1-0

W 30-14 12/9/29 H

Cornell Athletic Club

Series tied 1-1

W 25-24 1/4/14 H

Creighton

NU leads 3-1

W 59-56 12/16/61 H
 L 70-82 12/19/64 H
 W 76-57 12/27/91 N
 W 65-52 11/28/10 H
 L 79-87 12/22/11 A

SERIES HISTORY VS. OPPONENT

Dartmouth

NU leads 3-1	L	69-87	12/26/64	C
L 49-52	1/1/49	H		
W 74-60	12/29/55	H		
W 87-71	12/28/60	H		
W 103-94 **	12/29/90	N		

Dayton

NU trails 2-1	L	66-73	12/22/72	A
L 69-77	12/27/97	A		
W 61-57	12/5/98	H		

Delaware State

NU leads 2-0	W	50-43	12/27/04	H
W 61-54 *	12/3/05	H		

Denver

NU leads 1-0	W	51-44	11/30/83	H
---------------------	---	-------	----------	---

DePaul

NU trails 19-10	W	34-17	2/21/12	H
W 91-77	12/12/70	H		
L 72-74	2/15/72	C		
L 80-88	12/5/72	A		
W 73-69	12/8/73	H		
L 63-76	12/30/74	A		
L 57-65	12/18/75	H		
L 73-75 *	12/1/76	H		
L 79-83	12/17/77	A		
L 83-90 *	12/19/78	A		
L 75-81	12/21/79	H		
L 54-62	12/20/80	A		
L 63-65	3/21/83	A		
L 56-61	12/22/84	A		
L 67-70	12/19/85	H		
L 54-72	12/22/86	A		
W 78-64	12/21/87	H		
W 69-68	3/16/94	H		
L 49-84	12/17/94	A		
L 61-71	12/16/95	H		
W 58-56	12/7/96	A		
W 72-59	12/6/97	H		
L 64-69	3/10/99	A		
L 53-65	11/25/03	A		
W 56-52	12/15/04	H		
L 49-59	11/26/05	A		
W 49-39	11/14/06	H		
L 53-54	11/17/07	A		
W 63-36	12/6/08	H		

DePauw

NU leads 3-2	L	19-27	12/22/21	A
L 10-15	1/26/24	H		
W 56-43	12/9/44	H		
W 67-36	12/10/45	H		
W 69-36	12/23/05	H		

Detroit

NU trails 1-0	L	84-94	12/29/56	A
----------------------	---	-------	----------	---

Detroit YMCA

NU leads 1-0	W	26-18	12/29/15	A
---------------------	---	-------	----------	---

Drake

Series tied 1-1	W	31-25	12/18/26	H
------------------------	---	-------	----------	---

L 69-87	12/26/64	C
---------	----------	---

Duke

NU trails 7-0	L	87-93	12/29/70	A
L 55-76	12/19/84	H		
L 55-78	12/30/85	A		
L 55-106	12/30/86	A		
L 57-79	12/5/87	H		
L 62-86	12/3/89	A		
L 77-103	12/2/89	H		

Duquesne

NU leads 2-0	W	80-70	12/27/57	N
W 78-81	12/30/75	N		

East Carolina

NU trails 1-0	L	68-71	11/15/01	N
----------------------	---	-------	----------	---

East Tennessee State

NU leads 1-0	W	74-68	12/28/78	N
---------------------	---	-------	----------	---

Eastern Illinois

NU leads 1-0	W	87-72	12/18/11	H
---------------------	---	-------	----------	---

Eckhart Park

NU trails 1-0	L	10-20	12/1913	H
----------------------	---	-------	---------	---

Elon

NU leads 1-0	W	66-51	12/18/02	H
---------------------	---	-------	----------	---

Evanston Academy

NU leads 1-0	W	32-15	1/8/13	H
---------------------	---	-------	--------	---

Evanston Reds

NU leads 3-0	W	40-11	1/26/11	H
W 29-12	1/24/12	H		
W 34-18	2/26/13	A		

Evanston YMCA

NU trails 7-1	W	16-14	1/31/07	H
L 18-27	1/16/08	H		
L 19-27	2/22/08	A		
L 18-20	1/9/09	H		
L 9-26	1/9/11	A		
L 12-15	3/4/11	H		
L 25-26	2/29/12	A		
L 15-17	2/1913	A		

Evansville

NU trails 2-1	L	75-83	12/9/64	A
L 26-48	11/26/99	N		
W 68-52	12/22/00	N		

Fairfield

NU trails 1-0	L	74-92	11/26/76	N
----------------------	---	-------	----------	---

First National Bank

NU leads 1-0	W	26-12	12/7/14	H
---------------------	---	-------	---------	---

Flint (Mich.) Vehicle Co.

NU leads 1-0	W	55-23	12/31/15	A
---------------------	---	-------	----------	---

Florida

NU leads 2-1	W	76-72	12/26/68	N
W 83-79	12/6/69	H		
L 73-88	12/21/70	A		

Florida A&M

NU leads 1-0	W	58-55	12/15/01	H
---------------------	---	-------	----------	---

Florida Atlantic

NU leads 1-0	W	69-59	11/21/05	H
---------------------	---	-------	----------	---

Florida International

NU leads 1-0	W	84-79	12/1/90	H
---------------------	---	-------	---------	---

Florida Southern

NU leads 2-0	W	69-57	12/6/82	D
W 69-68	12/19/86	H		

Florida State

NU trails 3-2	L	73-91	12/23/72	N
L 46-60	12/1/99	H		
W 57-50	11/28/01	H		
L 53-71	12/1/03	A		
W 73-59	12/3/08	H		

Fordham

Series tied 1-1	L	60-63	12/22/01	N
W 62-60	12/22/02	H		

Furman

NU leads 2-0	W	72-58	12/29/82	N
W 62-55	11/28/98	H		

Garrett Biblical Institute

NU leads 1-0	W	54-20	12/13/11	H
---------------------	---	-------	----------	---

George Washington

NU leads 1-0	W	102-74	12/9/69	H
---------------------	---	--------	---------	---

Georgia Tech

NU leads 2-0	W	91-71	11/30/10	H
W 76-70	11/29/11	A		

Great Lakes

NU trails 7-4	L	27-41	2/16/18	H
L 16-32	1/6/19	H		
L 38-47	1/14/42	A		
W 59-47	1/3/43	H		

L 36-57	2/8/43	A
W 54-36	12/31/43	H
L 36-46	1/24/44	A
L 38-41	12/26/44	H
L 39-58	1/30/45	A
W 51-50	12/31/45	H
W 44-42	1/21/46	A

Green Bay

NU leads 2-1	W	64-55	12/14/85	H
L 49-61	12/27/86	A		
W 81-72	11/24/89	H		

Haskell

NU trails 1-0	L	21-38	2/28/07	H
----------------------	---	-------	---------	---

Hawaii

NU trails 2-1	W	96-71	12/29/67	A
L 83-85 *	12/27/71	A		
L 62-79	12/27/96	A		

Holy Cross

Series tied 1-1	L	63-83	12/21/92	A
W 90-64	12/20/93	H		

Howard

NU leads 1-0	W	77-51	12/20/07	H
---------------------	---	-------	----------	---

Hull House

NU trails 1-0	L	17-34	3/20/11	H
----------------------	---	-------	---------	---

Idaho State

NU leads 1-0	W	84-60	12/16/91	H
---------------------	---	-------	----------	---

Illinois

NU trails 129-37	L	13-18	3/7/08	H
L 4-35	2/27/09	H		
L 15-26	2/25/11	H		
L 10-25	3/2/12	A		
L 19-30	3/9/12	H		
L 22-23	2/14/13	A		
W 20-18	3/15/13	H		
L 15-35	2/14/14	A		
W 23-21 *	2/12/16	A		
W 25-17	2/29/16	H		
L 17-47	1/12/17	A		
L 12-21	3/2/17	H		
L 22-38	2/9/18	A		
W 29-14	3/2/18	H		
L 18-38	1/17/24	A		
L 35-36	3/4/24	H		
L 16-27	1/14/25	H		
L 20-30	2/12/25	A		
L 23-27	1/8/27	H		
L 32-46	2/16/27	A		
L 20-32	2/8/28	A		
W 39-31	3/1/28	H		
L 24-30	2/10/30	H		
W 34-32	2/22/30	A		
W 29-27	1/12/31	A		
L 28-35	2/16/31	H		
L 25-27	1/7/33	A		
W 30-27	1/21/33	H		
L 20-34	1/20/34	A		
W 32-25	2/19/34	H		

W 40-28	1/18/36	A
L 38-39	2/17/36	H
W 47-38	1/4/37	A
L 26-32	3/6/37	H
W 36-34	2/25/39	H
L 33-35	2/12/40	A
L 41-42 *	1/18/41	H
L 33-41	2/7/42	A
L 49-63	2/28/42	C
L 51-68	2/1/43	A
L 44-86	2/27/43	C
W 42-29	2/11/44	A
L 47-50	2/25/44	C
L 42-51	1/19/45	A
W 57-45	2/24/45	C
L 38-45	1/14/46	A
W 48-43	2/16/46	C
L 40-55	1/11/47	A
L 51-52	2/22/47	C
L 47-52	1/5/48	A
L 43-60	2/28/48	C
L 66-85	2/7/49	A
L 64-81	2/26/49	C
L 50-76	1/16/50	A
L 52-69	3/4/50	C
L 76-80	3/3/51	C
L 74-95	3/3/52	A
L 58-83	1/12/53	A
L 70-86	3/9/53	H
L 65-66	1/4/54	H
L 82-84	3/1/54	A
L 89-104	2/5/55	A
L 69-81	3/5/55	H
W 83-82	3/5/56	H
L 97-104	2/11/57	A
L 98-102 *	2/1/58	A
W 88-72	3/8/58	H
W 88-79	2/7/59	H
W 84-81	3/8/59	A
L 79-92	12/29/59	N
L 77-84	3/5/60	H
W 78-72	2/18/61	A
L 70-88	2/12/62	A
L 68-73	3/10/62	H
L 76-78	1/14/63	H
L 73-79	3/4/63	A
L 71-73	2/1/64	A
L 70-93	3/2/65	H
W 80-77	2/7/66	A
W 84-76	3/7/66	H
W 104-96	1/10/67	H
L 83-93	2/4/67	A
W 78-71	2/10/68	H
L 61-62	2/24/68	A
L 77-82 *	1/11/69	H
L 68-78	3/8/69	A
L 80-101	1/13/70	H
W 85-70	3/9/71	A
L 63-67	1/8/72	H
L 59-68	2/5/72	A
L 77-84	2/5/73	H
L 76-77	3/5/73	A
W 86-75	2/16/74	H
L 60-64	1/11/75	A
W 51-47	2/8/75	H
L 69-74	1/10/76	A
L 55-61	2/7/76	H
L 68-71	1/24/77	A
L 63-65	2/10/77	H
L 64-73	1/21/78	A
W 72-61	2/9/78	H
L 56-74	1/6/79	H
W 71-64	3/1/79	A
L 71-81	1/5/80	A
L 66-90	2/28/80	H
L 64-88	1/8/81	H
L 76-98	3/7/81	A
L 50-60	1/7/82	H

SERIES HISTORY VS. OPPONENT



L 52-71	2/4/84	H	Illinois Wesleyan	L 78-90	2/4/61	A	L 65-69	2/28/07	H	L 78-93	2/28/53	H		
L 49-73	2/8/84	A	NU leads 9-0	W 60-58	2/27/61	H	L 63-75	2/3/08	A	L 52-65	1/25/54	A		
L 43-55	1/19/85	H	W 104-71	11/30/79	H	L 71-72	1/29/62	H	L 82-85	2/23/08	H	W 93-73	1/22/55	H
L 42-64	2/14/85	A	W 71-57	12/9/81	H	W 100-87	2/2/63	A	W 77-75	1/28/09	H	L 65-70	2/11/56	H
L 46-72	1/18/86	A	W 63-54	12/5/83	H	W 79-65	1/6/64	H	W 75-53	2/25/09	A	L 68-86	2/27/56	A
L 52-75	2/13/86	H	W 79-62	11/24/85	H	L 68-76	3/9/64	A	W 78-61	2/7/10	H	W 70-63	1/21/57	H
L 69-76	1/10/87	H	W 80-58	12/6/86	H	L 73-86	1/9/65	A	L 80-88*	3/6/10	A	L 66-74	2/23/57	A
L 43-72	2/5/87	A	W 100-61	11/28/88	H	L 76-86	2/13/65	H	W 73-58	3/11/10	N	W 82-80*	1/13/58	A
L 48-79	1/23/88	A	W 81-72	11/24/89	H	W 83-82	2/19/66	A	W 93-81	1/9/11	H	L 78-86	2/24/58	H
L 74-79	3/12/88	H	W 84-62	11/23/90	H	L 79-81	2/18/67	H	W 70-64	2/19/11	A	W 80-77	1/3/59	H
L 70-75	1/19/89	H	W 80-59	11/22/91	H	W 86-81	1/13/68	A	L 66-71	2/15/12	A	W 99-96*	1/24/59	A
L 69-86	2/11/89	A				W 73-66*	2/27/68	H				L 59-73	1/9/60	A
L 78-85	1/13/90	H				L 70-87	1/14/69	A				L 62-63	3/11/61	H
L 75-88	2/14/90	A	Indiana			W 91-88	2/15/69	H	Iona			L 69-74	1/8/62	A
L 59-73	2/4/91	A	NU trails 109-48			L 78-80	2/3/70	A	NU leads 1-0			L 60-72	1/20/62	H
L 81-91	3/2/91	H	W 21-18	1/11/08	H	W 75-66	2/28/70	H	W 69-67	12/21/00	N	L 65-66*	2/9/63	H
W 46-43	2/1/92	H	L 11-36	1/31/08	A	L 90-101	1/9/71	H				W 76-66	3/2/63	A
L 65-92	2/26/92	A	W 16-12	1/16/09	H	L 74-97	2/27/71	A				W 98-76	2/24/64	H
L 71-81	1/7/93	H	L 22-29	1/23/10	H	L 67-72	3/7/72	H	Iowa			L 72-78	2/6/65	A
L 67-82	2/6/93	A	L 10-18	2/12/10	A	L 65-83	2/3/73	A	NU trails 108-57			L 58-70	1/10/66	A
L 53-81	1/12/94	A	L 19-33	2/24/11	H	L 67-72	1/14/74	A	W 24-23	3/11/05	H	W 81-73	2/12/66	H
W 79-68	2/12/94	H	L 12-41	3/11/11	A	L 53-82	1/26/74	H	L 11-18	2/19/10	H	W 90-88	1/21/67	H
L 55-82	1/7/95	H	W 26-21	2/1/13	H	L 56-82	1/18/75	H	L 6-35	3/5/10	A	L 75-80	2/14/67	A
L 57-99	3/8/95	A	W 27-18	2/15/13	A	L 58-82	2/15/75	A	L 10-17	1/28/11	A	W 76-67	1/6/68	H
L 62-74	1/27/96	H	W 49-33	1/17/14	H	L 61-78	1/5/76	A	L 18-27	2/18/11	H	L 80-84*	2/11/69	A
L 62-93	2/14/96	A	W 40-16	2/13/14	A	L 63-76	3/1/76	H	W 29-12	1/16/13	H	L 97-116	2/24/70	A
L 58-70	2/5/97	A	W 30-22	1/16/15	A	L 53-78	1/13/77	H	W 19-11	3/1/13	A	L 101-115	3/7/70	H
L 44-59	1/10/98	H	L 25-31	2/6/15	H	L 54-69	2/26/77	A	W 34-23	2/21/14	A	L 85-87	1/30/71	H
L 57-69	2/18/98	A	W 40-26	2/19/16	A	L 70-86	2/2/78	H	W 41-19	3/7/14	H	L 64-78	3/2/71	A
W 59-46	1/9/99	A	W 38-20	2/28/16	H	L 62-86	2/11/78	A	W 26-15	1/13/15	H	L 67-76	1/11/72	A
L 63-69	2/17/99	H	L 11-32	1/31/20	A	L 45-74	1/20/79	A	W 25-16	3/6/15	A	L 83-94*	2/19/73	H
L 30-63	2/19/00	H	W 36-34	3/6/20	H	L 57-82	2/8/79	H	W 24-15	1/24/17	H	W 87-67	1/12/74	H
L 44-73	3/4/00	A	L 10-31	1/17/21	A	L 72-81	1/19/80	H	W 18-15	3/10/17	A	L 76-85	3/2/74	A
L 49-63	1/17/01	H	L 21-23	2/19/21	H	L 69-83	2/7/80	A	L 28-29	1/18/19	H	L 73-75	1/2/75	H
L 59-84	2/2/01	A	L 18-21	1/14/22	A	L 56-93	1/24/81	H	L 12-28	3/8/19	A	L 58-65*	3/3/75	A
L 41-56	2/23/02	H	W 25-16	2/18/22	H	L 52-86	2/12/81	A	L 13-25	1/17/20	H	W 99-92*	1/19/76	H
L 61-73	2/22/03	U	W 30-26	2/20/23	H	W 75-61	1/9/82	H	L 23-27	2/27/20	A	L 68-81	2/16/76	A
L 65-94	3/14/03	N	L 25-31	3/3/23	A	L 49-79	3/4/82	A	L 14-20	3/14/21	H	L 74-76	1/22/76	A
W 70-60	1/14/04	H	L 24-39	1/25/24	H	L 73-78	1/26/83	D	L 17-33	3/28/21	A	L 60-78	3/3/76	H
L 56-66	2/28/04	A	L 13-30	2/12/24	A	L 65-74	2/19/83	A	L 22-29	1/27/23	A	W 62-59	1/19/77	H
L 66-78	1/15/05	H	L 31-39	1/18/26	H	L 44-57	1/26/84	A	L 11-28	2/10/23	H	L 74-76	2/16/77	A
L 48-84	2/23/05	A	L 28-34	3/2/26	A	W 63-51	2/18/84	H	L 20-35	2/7/25	H	L 57-65	1/4/78	H
L 51-68	3/11/05	N	L 24-36	1/17/27	H	L 50-77	1/10/85	A	L 15-26	3/7/25	A	L 64-95	3/3/78	A
L 47-58	1/21/06	H	L 25-44	3/5/27	A	L 59-78	2/9/85	H	W 37-21	1/25/26	H	L 64-86	1/24/79	A
L 47-63	2/15/06	A	W 31-30	2/5/29	A	L 65-102	1/9/86	H	L 11-12	2/20/26	A	L 58-60	2/16/80	H
L 43-58	2/7/07	H	W 28-26	2/25/29	H	L 52-77	2/8/86	A	W 37-32	1/9/28	A	L 65-76	2/5/81	H
L 37-48	2/18/07	A	L 22-36	1/18/30	A	L 43-95	1/17/87	A	W 49-28	2/13/28	H	L 64-82	2/14/81	A
L 37-70	1/27/08	A	L 31-39	2/2/30	H	L 75-77	2/11/87	H	W 28-27	1/17/29	H	L 48-49	1/21/82	H
L 59-60	2/12/09	H	W 29-23	1/9/32	H	W 66-64	1/11/88	H	W 38-33	3/2/29	A	L 49-62	2/11/82	A
L 83-89*	12/30/09	A	W 29-25	2/8/32	A	L 45-74	2/11/88	A	W 40-30	2/21/31	A	L 57-66	1/13/83	D
W 73-68	1/23/10	H	W 32-28	2/6/33	A	L 76-92	1/14/89	A	W 41-16	3/2/31	H	L 50-63	3/3/83	A
L 63-88	1/6/11	A	W 45-32	2/27/33	H	L 56-72	2/9/89	H	W 32-26	1/11/32	A	L 39-42	1/12/84	A
W 71-70	2/5/11	H	L 32-36	2/23/35	A	L 63-77	1/11/90	H	L 25-30	2/13/32	H	L 48-57	3/1/84	H
L 57-56	1/4/12	H	W 40-22	3/2/35	H	L 75-98	2/10/90	A	L 28-41	1/6/34	A	L 47-66	1/24/85	A
W 74-70	2/5/12	A	L 24-27	1/11/36	A	L 58-99	1/5/91	A	W 35-29	2/12/34	H	W 78-58	2/23/85	H
			L 34-41	2/29/36	H	L 74-105	2/7/91	H	L 35-38	1/12/35	H	L 43-76	1/23/86	H
			W 32-29	1/15/38	A	L 62-96	1/18/92	H	L 33-35	3/4/35	A	L 45-76	2/22/86	A
Illinois Athletic Club			W 52-41	2/19/38	H	L 60-91	2/15/92	A	L 26-33	1/9/37	H	L 44-80	1/3/87	A
NU trails 2-0			L 37-44	2/18/39	A	L 71-93	1/30/93	H	L 29-39	2/8/37	A	L 76-103	3/5/87	H
L 20-54	12/12/14	H	W 40-36	2/17/40	H	L 69-98	3/4/93	H	W 36-28	1/10/38	A	L 68-92	1/16/88	A
L 38-45	1/2/15	A	L 32-52	1/13/41	A	L 76-81	1/22/94	A	L 25-26	2/21/38	H	L 74-91	2/24/88	H
			W 50-40	1/3/42	H	L 74-81	2/24/94	H	W 27-25	2/4/39	H	L 84-102	2/2/89	A
			W 49-45	3/3/42	A	L 67-88	2/4/95	H	L 26-41	2/27/39	A	L 84-89	2/22/89	H
Illinois-Chicago			L 43-69	2/17/47	A	L 61-95	2/4/96	A	W 39-29	2/24/40	H	L 80-98	2/3/90	A
Series tied 3-3			W 47-42	2/21/48	C	L 63-66	1/15/97	H	W 43-34	3/4/40	A	W 72-66	2/22/90	H
W 76-62	11/28/80	H	L 41-56	2/14/49	A	L 49-64	2/22/97	A	L 41-52	1/20/41	A	L 66-82	2/2/91	A
W 59-50	12/18/81	N	L 59-64	2/4/50	C	L 58-76	1/14/98	H	W 45-36	3/1/41	H	L 76-79	3/7/91	H
W 72-70	12/7/85	H	L 63-94	2/17/51	A	L 55-73	2/14/98	A	L 44-46	2/14/42	H	L 71-78	1/22/92	H
L 53-70	12/19/02	H	L 85-96	2/16/52	H	L 78-81	1/13/99	A	W 52-33	2/13/43	H	L 66-69	3/11/92	A
L 71-90	12/20/03	A	L 84-88	2/7/53	H	L 62-69*	2/13/99	H	W 52-50	2/15/43	H	L 63-75	2/20/93	H
L 62-71	12/14/05	H	L 88-90*	3/2/53	A	L 67-89	2/5/00	H	L 39-45	3/3/44	A	L 50-56	3/8/93	A
			W 100-90*	2/13/54	H	L 54-78	2/14/01	A	W 42-41	3/4/44	A	L 76-86	1/23/94	H
			W 85-78	2/19/55	A	L 44-59	1/2/02	H	W 59-40	1/25/47	C	W 80-74	2/26/94	A
Illinois State			L 81-94	1/2/56	A	L 67-79	3/2/02	A	L 54-57	2/2/48	A	L 77-116	2/9/95	A
NU trails 2-1			L 82-84	2/25/56	H	L 57-71	1/15/03	A	W 65-44	1/22/49	C	L 77-88	2/7/96	H
W 87-70	11/27/93	H	L 56-74	2/4/57	A	W 74-61	2/5/03	H	L 56-61	1/21/50	A	L 55-72	1/2/97	A
L 68-86	12/31/94	A	L 74-87	2/16/57	H	L 62-73	1/17/04	A	W 73-70	1/13/51	H	L 59-75	3/8/97	H
L 47-67	12/18/96	H	L 65-68	1/4/58	H</									



SERIES HISTORY VS. OPPONENT

L	58-52	1/5/00	A
W	69-61	2/10/01	H
L	55-72	3/8/01	N
L	60-70	1/9/02	A
W	63-50	1/19/02	H
L	63-68	1/8/03	H
L	61-77	3/8/03	A
W	77-68	1/10/04	A
W	51-49	3/3/04	H
W	75-74*	1/16/05	H
L	54-64	2/12/05	A
W	51-48	2/8/06	H
L	58-66	2/15/07	A
L	51-53	2/19/08	A
L	62-67	3/4/08	H
L	51-56	2/7/09	A
W	55-49	2/28/09	H
L	65-78	2/10/10	A
W	74-57	2/25/10	H
W	90-71	1/12/11	A
W	73-70	2/17/11	H
W	83-64	2/9/12	H
W	70-66	3/3/12	A

Iowa Pre -Flight
NU leads 1-0
W 43-35 1/29/44 C

Iowa State
Series tied 1-1
L 54-64 12/19/49 A
W 67-65 11/28/09 N

IPFW
NU leads 1-0
W 73-49 2/11/06 H

IUPUI
NU trails 1-0
L 53-56 11/27/02 H

Jacksonville
NU leads 1-0
W 67-59 12/14/99 H

Kansas
NU trails 6-2
W 54-53 2/3/51 H
L 70-91 12/5/55 A
L 67-87 12/3/56 A
L 65-71 12/7/57 H
L 67-76 12/5/59 H
L 69-86 12/3/60 A
L 57-62 12/22/62 H
W 58-55 12/5/64 A

Kansas State
NU leads 2-1
L 28-30 1/2/26 H
W 79-56 12/8/01 H
W 59-55 11/30/02 A

Kent State
NU trails 1-0
L 58-67 12/20/00 N

Kentucky
NU trails 7-1
L 60-71 12/15/62 A
L 63-95 12/7/63 H
L 75-86 12/11/65 A
L 116-118 12/10/66 H

L	100-115	12/1/70	H
L	85-94	12/1/71	A
L	70-97	11/30/74	A
W	89-77	12/1/75	H

Knights of Columbus
NU leads 1-0
W 33-16 12/17/31 C

Knox
NU leads 1-0
W 80-45 11/27/81 H

Lake Forest
Series tied 4-4
L 10-16 1/11/07 H
L 13-25 2/20/09 H
L 11-39 12/10/12 H
W 40-18 1/6/14 H
W 46-12 3/3/14 H
L 14-19 12/14/14 A
W 21-15 1/16/17 H
W 20-14 12/19/22 H

Lamar
NU trails 1-0
L 68-75 12/26/87 N

Laporte
NU leads 1-0
W 63-25 2/7/19 H

La Salle
NU trails 3-0
L 69-91 12/27/63 A
L 44-62 12/4/99 H
L 44-62 12/10/00 A

Lehigh
NU leads 2-0
W 81-66 1/4/93 H
W 61-59 11/13/05 N

Lewis
NU leads 3-0
W 51-16 12/5/12 H
W 52-16 12/18/13 H
W 44-19 12/16/14 H

Lewis Institute
NU leads 1-0
W 50-22 1/17/12 H

Liberty
NU leads 2-0
W 66-49 12/17/01 H
W 69-53 11/24/09 H

Long Beach State
NU leads 1-0
W 67-47 12/27/98 H

Long Island
NU leads 2-0
W 70-42 1/4/03 H
W 81-65 12/13/10 H

Loras
NU leads 1-0
W 69-50 11/26/84 H

Louisiana-Lafayette
NU leads 1-0
W 52-51 12/28/01 N

Louisville
NU leads 2-0
W 73-68 12/19/58 A
W 88-83 12/9/67 C

Loyola (Ill.)
NU leads 11-8
W 42-27 1912-13 H
L 82-88 12/28/63 N
W 97-78 2/10/73 C
L 81-78 12/31/77 H
L 71-75 12/19/81 N
W 64-56 12/18/82 A
L 70-72 12/3/83 H
L 67-73 12/1/84 A
W 82-76 12/4/85 H
W 57-47 12/17/87 A
W 97-81 12/10/88 H
W 94-81 12/30/88 N
W 85-65 12/9/89 N
L 77-85 12/15/90 H
L 73-88 12/21/91 A
W 79-73 12/19/92 H
W 76-52 12/11/93 R
L 69-70 11/28/94 H
W 81-78** 12/30/95 D
W 64-57 12/21/96 H

Loyola (Md.)
NU leads 1-0
W 66-60 12/27/06 H

LSU
NU leads 3-1
L 51-79 12/21/53 A
W 83-66 12/20/54 H
W 98-86 12/30/65 N
W 88-82 11/17/11 N

Maine
NU trails 1-0
L 57-69 11/17/98 H

Manhattan
NU trails 1-0
L 77-80 12/30/61 C

Marquette
Series tied 14-14
L 18-31 3/7/21 A
W 53-22 12/13/27 H
W 36-29 12/10/32 H
L 24-26 3/2/33 A
L 22-24 12/12/33 A
W 34-23 2/16/35 A
W 37-15 1/4/36 A
W 37-34 2/6/37 H
L 31-27 12/7/37 A
L 26-36 2/2/39 H
L 30-46 1/20/40 A
W 58-44 12/16/44 N
W 64-35 12/15/45 H
W 63-49 12/14/46 C
W 68-38 1/19/48 H
W 70-38 1/25/49 H

W	61-52	2/20/50	H
W	81-69	12/28/50	A
L	67-80	12/27/67	N
L	85-89*	12/27/72	A
L	63-77	12/18/73	H
L	53-75	12/20/75	A
L	53-66	12/31/76	H
L	47-64	12/10/83	A
L	44-53	12/6/84	H
W	56-54	12/16/86	H
L	66-77	12/19/87	A
L	60-94	12/3/94	A

Marshall
NU trails 1-0
L 58-59 12/21/73 A

Maryland
NU leads 1-0
W 66-62 12/6/58 H

Maryland-Eastern Shore
NU leads 3-0
W 54-40 11/29/97 H
W 56-33 11/22/00 H
W 56-36 11/22/02 H

Massachusetts
NU trails 1-0
L 54-60 12/29/81 N

Mercer
NU leads 2-0
W 30-21 1/3/25 H
W 57-24 1/4/26 H

Mercury Athletic Club
NU leads 1-0
W 33-12 1/4/15 H

Miami (Fla.)
NU leads 1-0
W 61-59 11/28/06 H

Miami (Ohio)
NU trails 1-0
L 88-89 12/20/74 N

Michigan
NU trails 104-56
W 21-11 1/26/18 A
W 18-14 2/23/18 H
W 17-16 1/18/19 H
L 22-24 3/1/19 A
L 13-31 1/22/21 H
L 19-29 3/6/22 A
L 10-16 1/22/23 A
L 13-27 2/17/23 H
L 16-29 1/10/25 A
L 16-17 2/9/25 H
L 30-32 1/9/26 H
L 14-46 3/8/26 A
W 25-20 1/7/28 H
L 27-45 2/25/28 A
L 20-32 1/5/29 A
W 24-23 2/11/29 H
W 27-22 1/10/31 H
W 26-21 1/19/31 A
W 21-20 1/16/32 H
W 30-26 2/22/32 A
W 44-23 1/15/34 H
W 29-25 2/26/34 A

L	11-19	1/21/35	A
W	26-16	2/18/35	H
L	31-34	1/11/37	A
L	32-34	2/20/37	H
W	30-29	1/22/38	H
L	22-30	3/7/38	A
L	28-37	1/9/39	H
L	26-32	3/6/39	A
W	47-34	2/10/40	H
L	34-39	2/26/40	A
W	45-34	1/25/41	H
L	39-45	2/24/41	A
L	32-34	1/12/42	H
W	49-32	1/11/43	H
L	41-53	3/1/43	A
W	57-47	1/7/44	A
L	45-50	2/19/44	H
W	49-34	2/9/45	A
L	45-46*	2/16/45	C
W	60-41	1/12/46	H
L	37-56	1/19/46	A
L	31-39	1/4/47	A
L	41-49	1/13/47	H
W	51-48	1/12/48	H
L	37-53	1/31/48	A
L	40-53	1/15/49	A
L	46-54	2/5/49	C
L	44-59	2/6/50	A
W	76-53	2/25/50	C
W	67-64	1/8/51	A
W	60-56	2/10/51	H
W	59-57	1/21/52	A
L	69-71	2/9/52	H
W	84-57	1/10/53	H
W	85-84	2/27/53	A
W	72-60	1/9/54	H
W	84-73	2/15/54	A
W	96-81	1/31/55	H
L	70-72	2/14/55	A
L	76-94	1/14/56	H
L	63-64	1/12/57	A
W	93-72	1/11/58	H
W	75-66	2/22/58	A
W	83-78	1/5/59	A
W	87-84	2/21/59	H
W	79-72	12/30/59	N
W	83-75	2/13/60	A
W	66-56	2/25/61	H
W	84-66	2/10/62	H
L	71-82	3/3/62	A
L	75-78	1/5/63	A
W	63-62	2/18/63	H
L	73-85	1/4/64	A
L	68-90	1/16/65	H
L	86-93	1/15/66	H
L	92-105	3/5/66	A
W	93-73	1/7/67	A
W	105-82	2/11/67	H
L	79-83	3/2/68	A
W	100-85	1/21/69	H
L	92-96	1/3/70	H
L	84-95	2/7/70	A
L	87-97	1/23/71	H
L	81-82	2/6/71	A
L	79-83	1/22/72	A
L	75-81	2/19/72	H
L	79-80	1/22/73	H
L	76-110	2/17/73	A
L	48-50	2/11/74	A
L	58-79	1/25/75	A
L	68-69	2/22/75	H
L	72-82	1/3/76	H
L	77-80	3/6/76	A
L	65-102	1/6/77	A
W	99-87	1/29/77	H
L	65-80	1/5/78	A
L	88-99	3/4/78	H
L	51-53	1/18/79	H
L	67-78	2/15/79	A
W	85-82***	1/26/80	H
L	57-70	2/2/80	A



SERIES HISTORY VS. OPPONENT

Naperville NU trails 2-0 L 9-21 1/26/07 H L 9-28 3/6/09 A	Northeastern Illinois NU leads 1-0 W 103-63 12/18/89 H	L 29-40 12/16/35 A T 20-20 12/31/35 H W 38-19 12/16/36 A L 23-24 12/31/37 H L 27-30 12/18/37 A L 29-40 12/31/37 H L 30-48 12/22/38 A W 43-39 12/31/38 H W 47-37 12/30/39 H L 27-56 1/27/40 A W 46-36 12/31/40 H L 36-47 2/8/41 A L 36-40 12/31/41 H L 43-61 1/20/42 A L 44-53 12/12/42 C L 36-49 1/16/43 C W 48-32 12/18/43 C W 43-36 1/21/44 C L 37-56 2/3/45 C L 66-71 2/27/45 A W 56-55 2/2/46 C L 50-57 2/26/46 A L 44-52 2/11/47 C L 53-55 3/1/47 C L 70-76 12/17/85 N L 48-59* 1/24/48 C L 44-55 12/11/48 C L 56-59 3/5/49 C W 66-56 12/17/49 C L 57-64 1/28/50 C L 76-82 12/16/50 C L 73-76 12/30/50 H L 54-65 12/11/51 A L 69-75 2/4/52 H L 57-62 12/31/52 H L 67-83 2/21/53 A L 66-75 12/7/53 A L 50-52 12/31/53 H L 69-79 12/8/54 A L 74-82 1/15/55 H L 61-71 12/10/55 H L 72-86 1/16/56 A W 75-60 12/10/56 A L 61-82 1/7/57 H L 66-71 12/31/57 H W 68-63 12/8/58 A W 102-67 12/31/58 H L 88-93** 12/9/59 H W 59-56 12/31/60 H L 58-59* 12/4/61 A L 68-70 12/21/63 H L 88-94 12/10/70 A L 74-98 12/6/73 H L 84-100 12/4/74 A L 78-105 12/7/76 A L 48-88 12/7/77 H L 57-101 12/6/78 A L 56-73 12/5/79 H W 71-57 3/17/83 R W 40-36* 12/7/83 H L 61-79 11/29/84 A W 72-58 11/27/09 N	L 69-74 12/9/72 H W 83-81 12/1/73 A W 71-68 12/7/74 H W 86-62 12/6/75 H W 73-71 12/4/76 A	Ohio State NU trails 117-45 W 30-22 1/18/13 A W 36-16 3/8/13 H W 32-23 1/22/15 H W 25-21 2/27/15 A W 26-23 1/8/16 A W 39-12 1/25/16 H L 12-29 2/16/17 H L 25-27* 2/22/17 A W 57-36 2/2/18 H L 24-30 2/25/18 A W 20-18 2/25/22 H L 33-35* 2/4/22 A W 26-24* 1/13/23 A L 18-20 1/29/23 H L 17-21 1/24/25 A L 23-34 2/23/25 H W 27-18 2/12/26 H L 22-36 2/27/26 A L 38-43 1/19/28 A W 43-21 3/5/28 H L 28-31 1/7/29 H W 27-24 1/14/29 A W 35-22 1/24/31 H W 32-18 2/28/31 A W 25-24 1/23/32 H W 26-19 2/29/32 A W 32-25 1/13/34 A W 42-31 1/22/34 H L 19-29 1/26/35 H L 29-41 2/11/35 A L 30-33 2/15/37 A W 44-29 2/22/37 H W 35-34 1/8/38 H L 36-41 2/28/38 A L 33-38 1/14/39 H L 26-30 2/20/39 A L 31-32 1/15/40 A L 52-58 2/19/40 H L 40-46 1/11/41 A L 29-35 2/22/41 H L 41-51 1/19/42 A W 63-54 3/6/43 A W 42-40 1/22/44 H L 46-53 1/13/45 A L 32-36 2/10/45 C L 41-47 1/28/46 A L 46-53 2/23/46 C L 49-60 1/8/47 A L 42-62 2/28/47 C L 60-64 1/3/48 A W 47-45 2/9/48 H L 56-68 1/8/49 A W 62-50 2/19/49 C L 51-61 1/14/50 A L 46-68 2/18/50 C W 81-75 1/20/51 H W 78-67 1/29/51 A W 75-70 1/5/52 H L 61-79 2/12/52 A L 70-82 12/29/52 A W 82-73 1/26/53 H W 89-71 2/8/54 H L 90-91 1/29/55 A L 42-91 1/23/56 A L 72-83 2/13/56 H L 73-83 1/26/57 A L 70-84 3/2/57 H W 78-76 2/10/58 H L 77-88 1/17/59 A L 64-81 1/16/60 A L 58-77 2/6/60 H L 45-79 1/14/61 H	L 65-89 2/13/61 A L 62-85 1/6/62 H L 61-97 2/3/62 A L 70-72 1/28/63 A L 45-50 2/25/63 H L 61-72 2/22/64 H L 87-100 2/27/65 A L 73-79 1/22/66 A W 78-77 2/26/66 H W 100-77 1/28/67 H W 95-82 2/25/67 A L 67-87 2/20/68 A W 86-83 2/25/69 H L 67-93 1/17/70 A L 64-68 1/31/70 H L 72-84 2/20/71 A L 67-68 3/6/71 H L 74-76 2/26/72 H L 81-90 2/24/73 A W 68-61 2/2/74 A L 69-72* 2/25/74 H L 67-77 1/20/75 H L 66-84 2/17/75 A L 69-83 1/31/76 A W 87-78 2/28/76 H L 57-69 1/15/77 H W 83-72 2/24/77 A L 81-88 1/12/78 H L 76-103 2/25/78 A L 61-73 1/25/79 A L 73-88 2/17/79 H L 63-75 1/12/80 H L 59-68 2/21/80 A L 69-81 1/15/81 A W 69-64 2/28/81 H L 57-59* 1/23/82 A L 62-67 2/20/82 H W 66-64 1/29/83 D L 55-71 2/17/83 A L 51-72 1/28/84 A W 61-60 2/16/84 H L 59-79 1/12/85 A L 60-63 2/7/85 H L 77-79* 1/11/86 H L 60-83 2/6/86 A L 59-87 1/12/87 A L 60-75 2/14/87 H L 59-65 2/6/88 H L 69-77 2/20/88 A L 68-100 1/26/89 A W 70-69 2/18/89 H L 77-101 2/1/90 A L 86-95 3/3/90 H L 62-102 1/10/91 H L 64-96 2/9/91 A L 52-60 1/11/92 H L 78-93 3/7/92 A L 70-81 2/10/93 H L 73-76 3/9/94 A W 76-71 2/1/95 H L 70-66 2/11/95 A L 71-72 1/17/96 A L 69-82 2/24/96 H W 78-47 1/25/97 H L 40-55 2/13/97 A W 70-62 2/21/98 H L 49-59 1/20/99 A L 44-58 1/15/00 H L 49-69 2/23/00 A L 56-73 1/3/01 A L 57-69 2/24/01 H L 48-55 1/12/02 H L 57-58 2/2/02 A L 52-65 2/1/03 A L 48-52 3/5/03 H L 64-72 2/4/04 A L 52-65 1/29/05 H L 52-61 2/18/06 A L 53-56 3/1/06 H L 41-73 1/17/07 A L 50-59 1/24/07 H
Navy NU leads 2-0 W 68-43 12/18/48 C W 83-60 1/3/89 H	Northern Arizona NU leads 1-0 W 79-74* 12/29/87 N				
NC State NU trails 3-1 L 68-71 12/26/57 A L 75-98 12/27/69 N L 49-74 12/4/02 A W 65-53 12/1/09 A	Northern Colorado NU leads 1-0 W 82-47 1/1/06 H				
Nebraska NU trails 3-2 W 35-22 12/21/33 H L 68-79 11/29/75 A L 68-71 12/20/76 H L 52-61 11/27/99 N W 84-74 2/2/12 H	Northern Illinois NU leads 9-2 W 84-63 2/8/74 C W 58-57 12/3/79 H W 53-52 12/19/80 N L 70-77 11/30/81 N W 75-58 12/9/82 D W 50-47 12/21/83 H W 64-59** 12/15/84 H L 70-76 12/17/85 N W 74-63 12/1/86 H W 77-55 11/13/09 H W 97-78 11/12/10 A				
New Hampshire NU leads 1-0 W 81-55 11/25/02 H	North Park NU leads 1-0 W 68-57 11/29/82 D				
New Mexico State NU trails 1-0 L 61-64 11/20/04 N	North Texas State NU trails 1-0 L 66-83 12/28/67 N				
New Orleans NU leads 1-0 W 65-54 12/29/78 N	Northwestern College NU leads 2-1 W 22-19 12/19/15 A W 38-24 1/5/16 A L 19-21 1/4/17 H				
New York University NU trails 1-0 L 66-75 12/10/63 C	Northwestern State NU leads 2-0 W 69-61 11/29/03 H W 85-59 12/31/06 H				
Nicholls State NU leads 1-0 W 56-49 12/11/99 H	Notre Dame NU trails 63-24-1 W 18-16 12/21/21 H L 21-30 2/11/22 A L 13-20 1/2/23 H L 15-25 12/19/23 A L 13-22 12/19/24 H L 15-36 12/30/24 A L 20-30 12/15/25 H L 21-38 12/30/25 A L 20-28 12/30/26 A L 21-27 1/3/27 H L 22-28 12/20/27 A W 25-23 12/29/27 H W 18-14 12/18/28 A W 27-24 1/26/28 H W 30-28* 12/19/29 A L 19-22 12/31/29 H W 44-29 12/12/30 A W 20-17 1/3/31 H L 25-32 12/21/31 A L 21-22 12/31/31 H L 25-28 12/19/32 A W 33-29 12/31/32 H L 24-28 12/9/33 A L 21-37 12/30/33 H W 26-25 12/18/34 A L 26-28 2/9/35 H				
North Carolina NU trails 3-1 W 65-51 12/19/46 C L 64-78 12/20/58 N L 74-98 12/30/70 A L 67-97 11/29/78 H	Oakland NU leads 2-1 W 91-64 11/27/90 H W 68-30 11/21/98 H L 41-60 1/2/00 H				
North Carolina A&T NU leads 1-0 W 90-65 12/13/09 H	Ohio NU leads 8-5 L 67-88 12/23/64 H W 62-60 12/4/65 H W 93-67 12/3/66 H L 70-71 12/3/67 A W 89-80 12/19/68 H L 79-90 12/1/69 H L 61-77 12/5/70 A W 76-65 12/4/71 H				
North Florida NU leads 2-0 W 40-39 11/25/06 H W 84-54 12/16/09 H					
Northeastern NU leads 3-1 W 74-70 1/3/90 H L 79-84 1/19/91 A W 93-66 12/14/91 H W 92-65 12/29/93 N					

SERIES HISTORY VS. OPPONENT



L	51-62	1/6/08	A
L	47-65	2/13/08	H
W	72-69	2/18/09	H
L	47-52	3/8/09	A
L	56-76	1/19/10	A
L	57-58	1/29/11	H
L	61-67*	3/11/11	N
L	54-87	12/28/11	A
L	73-75	2/29/12	H

NOTE: Games in italics vacated by the NCAA

Oklahoma City
NU trails 1-0

L	75-86	12/27/78	N
---	-------	----------	---

Oregon
NU trails 2-0

L	81-85	12/20/55	A
L	74-82	12/30/64	N

Oregon State
NU trails 4-1

L	58-69	12/31/51	A
L	61-63	12/21/55	A
L	65-67	12/29/64	N
W	72-67	12/26/75	N
L	70-90	12/27/80	N

Penn State
NU trails 26-14

W	41-17	12/31/28	H
L	68-70	1/13/93	A
W	67-58	2/13/93	H
L	75-80	1/29/94	H
L	71-73	3/2/94	A
L	51-79	1/21/95	A
L	59-89	2/22/95	H
L	74-83	1/13/96	H
L	62-78	2/28/96	A
L	69-71	1/22/97	H
L	55-61	2/15/97	A
L	45-83	1/22/98	A
L	68-69*	2/8/98	H
W	62-60*	1/20/99	H
W	71-67	2/6/99	A
W	54-44	3/4/99	N
L	49-82	1/13/00	H
L	64-73	2/16/00	A
L	66-73	1/13/01	A
W	62-61	2/21/01	H
W	55-49	2/16/02	A
W	85-79*	3/1/03	H
L	61-63*	1/28/04	A
W	65-52	2/14/04	H
W	57-52	3/11/04	N
L	62-65	1/22/05	A
W	54-39	2/19/05	H
L	61-65	1/11/06	H
L	55-68	2/25/06	A
L	42-60	3/7/06	H
L	57-83	1/3/07	A
W	53-51	2/10/07	H
L	68-79	1/2/08	H
L	57-61	12/31/08	A
L	70-81	2/17/10	H
L	60-79	2/28/10	A
L	41-65	2/13/11	A
L	52-66	2/24/11	H
W	68-56	1/1/12	H
W	67-66	2/25/12	A

Pennsylvania
NU trails 1-0

L	61-64	12/28/92	N
---	-------	----------	---

Pepperdine
NU trails 2-0

L	56-57	1/8/00	H
L	53-55	12/16/00	A

Pittsburgh
NU leads 10-8

L	34-39	12/17/27	H
W	30-24	12/14/28	H
L	30-38	12/14/29	H
W	31-22	12/16/32	H
L	23-27	12/16/33	H
W	42-28	12/14/34	H
W	38-30	12/13/35	H
W	37-28	12/11/36	H
L	22-27	12/10/37	H
L	37-48	12/10/38	H
W	39-33	12/16/39	H
W	48-28	12/21/40	H
W	44-32	12/20/41	C
W	39-37	12/16/46	H
L	71-73	12/8/56	H
W	57-55	12/3/62	A
L	76-90	12/28/88	N
L	42-60	12/29/96	N

Portland
NU leads 1-0

W	56-53	11/19/04	N
---	-------	----------	---

Princeton
NU leads 7-1

W	42-26	12/20/39	H
W	34-23	1/4/41	H
W	44-32	12/20/41	N
W	68-49	12/31/49	H
W	93-83	12/31/54	H
L	65-88	12/27/55	H
W	64-62*	12/27/61	H
W	72-68*	12/28/80	N

Providence
NU trails 2-0

L	79-91	12/27/66	N
L	52-53	12/30/81	N

Purdue
NU trails 120-43

W	32-12	1/24/08	H
L	8-26	2/8/08	A
L	13-23	1/22/09	H
L	8-51	1/21/11	H
L	12-30	1911	A
L	10-31	1/20/12	A
L	13-33	2/17/12	H
W	20-18	1/29/16	H
L	12-13	2/18/16	A
W	23-22	1919	A
W	32-27	2/17/19	H
L	16-53	2/10/20	A
L	20-49	2/14/20	H
L	19-34	1/15/21	A
L	15-24	2/26/21	H
L	14-31	1/16/22	A
L	19-32	1/23/22	H
W	19-17	1/15/23	A
L	22-24	1923	H
L	16-34	2/12/24	A
L	25-37	2/20/24	H
L	35-38	1/16/26	A
L	26-36	3/3/26	H
L	19-22	2/23/27	A
L	36-44	3/7/27	H
L	30-46	1/12/29	A
W	35-30	2/16/29	H
L	22-39	1/13/30	H

L	16-29	2/26/30	A
L	33-48	2/20/32	A
L	17-31	3/5/32	H
W	35-28	1/9/33	H
L	40-42	2/20/33	A
L	31-33	1/14/34	A
L	24-38	3/9/34	H
L	27-31	2/15/36	A
W	45-40	2/22/36	H
L	26-37	1/17/38	A
L	39-42	3/5/38	H
L	24-35	1/7/39	A
L	29-40	1940	H
L	20-38	3/3/41	A
L	41-50	2/9/42	A
L	42-56	2/23/42	H
W	67-40	2/6/43	C
W	51-45	2/26/44	A
L	48-52*	1/20/45	A
L	49-59	2/2/45	C
W	52-44	1/7/46	A
W	63-54	2/1/46	C
W	54-53	2/8/47	C
L	41-52	1/17/48	A
L	54-60	1/29/49	C
W	60-58*	1/7/50	A
W	97-79	1/27/51	H
W	84-83	2/26/51	A
W	85-83	1/12/52	H
L	65-72	2/18/52	A
W	84-65	1/31/53	H
L	73-81	2/14/53	A
L	63-78	1/16/54	A
W	90-72	2/20/54	H
L	77-78	1/8/55	A
W	93-88*	1/17/55	H
L	54-68	1/7/56	A
L	68-78	1/30/56	H
L	57-77	1/14/57	A
L	77-81	1/28/57	H
L	72-84	2/3/58	A
L	63-65*	2/14/59	H
L	70-75	2/20/60	H
W	68-66	2/27/60	A
L	64-79	1/7/61	A
W	64-62	1/23/61	H
L	74-90	1/13/62	H
W	96-82	1/26/63	H
L	84-93	2/15/64	A
L	73-76	3/7/64	H
L	87-92	2/15/65	H
W	87-82	3/8/65	A
W	111-97	1/8/66	H
L	80-89	3/6/67	A
W	82-74	1/27/68	H
L	89-98	2/3/68	A
L	84-97	2/8/69	H
L	68-107	2/22/69	A
W	66-65	1/24/70	H
L	74-82	1/12/71	A
L	75-78	1/29/72	H
W	73-67	2/8/72	A
L	72-87	1/13/73	H
L	62-76	1/29/73	A
L	78-85	1/7/74	H
L	76-89	1/19/74	A
L	72-73*	1/13/75	A
W	69-55	2/10/75	H
L	81-91	1/12/76	A
L	58-86	2/9/76	H
L	85-92	2/3/77	A
L	84-102	2/12/77	H
L	62-87	1/7/78	A
W	80-71	3/2/78	H
L	58-68	2/1/79	H
L	64-76	2/10/79	A
L	63-68	1/17/80	A
W	57-54	2/14/80	H
L	50-55	1/22/81	A
L	69-82	2/19/81	H
L	51-56	1/16/82	A

W	67-50	2/25/82	H
L	56-67	2/3/83	A
W	66-55	2/12/83	D
L	44-52	2/1/84	H
L	56-66	2/11/84	A
L	49-50	1/16/85	H
L	57-76	2/16/85	A
L	64-85	1/16/86	A
L	50-65	2/15/86	H
L	67-85	1/8/87	H
L	60-86	2/7/87	A
L	64-80	1/14/88	A
L	51-69	2/27/88	H
L	58-75	1/5/89	H
L	66-97	3/11/89	A
L	77-93	1/6/90	A
L	60-67	2/5/90	H
L	70-73	1/3/91	H
L	48-77	3/9/91	A
L	63-82	1/25/92	A
L	68-84	2/20/92	H
L	73-83	1/29/93	H
W	62-59	2/27/93	A
L	67-68	1/5/94	H
L	81-98	2/9/94	A
L	84-96	1/25/95	H
L	57-94	2/18/95	A
L	51-67	1/10/96	H
L	56-79	3/2/96	A
L	53-78	1/11/97	A
L	61-72	2/26/97	H
L	45-80	1/24/98	A
W	54-50	1/27/99	H
L	51-70	2/2/00	A
L	58-77	2/12/00	H
L	61-69	1/6/01	H
L	59-78	1/20/01	A
L	61-63	1/23/02	A
W	61-48	2/20/02	H
L	68-82	1/11/03	A
W	78-67	2/12/03	H
W	40-39	2/11/04	A
W	67-61	2/5/05	H
W	66-53	1/4/06	H
W	78-76*	1/25/06	A
L	68-75	2/24/07	H
L	50-73	3/3/07	A
L	56-71	2/16/08	H
L	43-68	3/1/08	A
L	61-63	1/15/09	H
W	64-61	3/4/09	A
W	72-64	1/16/10	H
L	61-69	3/12/10	N
L	69-82	12/31/10	A
L	56-58	1/28/12	H
L	77-87	2/12/12	A

Radford
NU leads 1-0

W	96-89	12/21/88	N
---	-------	----------	---

Ravenswood
NU leads 1-0

W	33-29	3/15/11	H
---	-------	---------	---

Rhode Island
NU trails 2-0

L	87-91	12/28/66	N
L	64-76	3/17/10	A

Rice
NU leads 4-1

W	70-61	12/20/50	A
W	93-71	12/2/78	H
L	55-75	12/5/81	A
W	61-47	2/9/00	H
W	61-47	2/9/00	H

Rider
NU leads 1-0

W	74-68	12/30/93	N
---	-------	----------	---

Ripon
NU leads 3-0

W	59-45	12/5/46	H
W	58-55	12/5/49	H
W	87-56	2/25/52	H

Robert Morris
NU leads 2-0

W	66-46	12/2/95	H
W	72-58	12/22/04	H

Rollins
Series tied 2-2

W	73-69	12/3/73	H
W	80-66	12/28/85	A
L	62-66*	12/13/86	H
L	68-70	12/12/87	H

Rutgers
NU leads 4-1



SERIES HISTORY VS. OPPONENT

Savannah State

NU leads 1-0
W 68-58 12/1/07 H

Seton Hall

NU leads 5-2
L 70-85 12/9/95 A
W 73-63 12/14/96 H
W 51-44 12/13/97 H
L 52-63 12/19/98 A
W 53-44 12/18/04 H
W 44-42 12/18/05 A
W 80-73 11/20/11 N

Seward Park

NU leads 1-0
W 58-10 1/1913 H

Siena

Series tied 1-1
W 79-70 12/2/94 N
L 84-86 11/22/97 H

SIU Edwardsville

NU leads 4-0
W 76-62 12/8/79 H
W 75-55 12/13/80 H
W 70-31 12/1/82 D
W 98-55 1/20/11 H

SMU

NU leads 2-1
L 75-80 12/17/62 A
W 88-79 12/14/63 H
W 66-55 12/23/08 H

South Dakota

NU leads 1-0
W 64-46 12/21/57 H

South Dakota State

NU leads 1-0
W 74-58 12/9/57 H

Stanford

NU trails 4-2
W 62-61 12/26/62 N
L 58-64 11/30/68 A
L 53-58 11/17/06 A
L 60-71 11/15/07 H
L 59-65 12/20/08 A
W 70-62 12/19/09 H

Stony Brook

NU leads 1-0
W 63-58 11/25/11 H

Syracuse

NU trails 1-0
L 75-105 12/29/65 N

Tampa

NU leads 1-0
W 49-34 12/30/83 A

TCU

NU trails 2-0
L 78-93 12/29/71 N
L 64-66 12/28/87 N

Temple

NU trails 1-0
L 29-32 12/19/38 A

Tennessee

NU leads 1-0
W 93-86 12/21/77 N

Tennessee-Martin

NU leads 1-0
W 61-55 11/22/96 H

Tennessee State

NU leads 1-0
W 69-62 11/22/09 H

Tennessee Tech

NU trails 2-0
L 60-72 11/30/96 H
L 65-66 12/19/06 N

Texas

Series tied 1-1
W 73-71 12/21/65 N
L 59-63 12/23/74 A

Texas A&M

NU trails 3-2
L 91-93 12/30/69 N
L 84-86 12/22/73 N
L 55-67 12/19/74 N
W 71-60 12/17/92 H
W 67-48 12/18/93 A

Texas A&M-Corpus Christi

NU leads 2-0
W 59-51 2/14/05 H
W 66-48 11/19/08 H

Texas-El Paso

NU trails 1-0
L 54-58 12/2/77 N

Texas Pan-American

NU leads 7-0
W 76-47 1/23/99 H
W 56-48 12/31/04 H
W 67-56 2/21/07 H
W 68-59 1/30/08 H
W 53-44 1/7/10 H
W 77-71 11/17/10 A
W 60-36 11/13/11 H

Texas Southern

NU leads 1-0
W 81-51 12/15/11 H

Toledo

NU trails 1-0
L 69-74 12/28/79 N

Troy State

NU leads 1-0
W 90-52 12/2/97 H

Tulane

NU leads 4-3
L 49-67 12/21/50 A

L 68-70 12/19/53 A
W 77-63 12/18/54 H
W 61-48 12/18/65 H
W 121-116 12/19/66 A
W 108-78 12/5/89 H
L 79-88 12/4/91 A

Tulsa

Series tied 1-1
L 59-68 3/18/09 A
W 69-65 11/18/11 N

UCLA

NU trails 3-1
L 44-49 12/21/48 A
W 64-58 12/29/49 H
L 63-70 12/20/62 H
L 67-81 1/24/69 C

UC Riverside

NU leads 1-0
W 59-43 12/1/08 H

UC Santa Barbara

Series tied 1-1
W 82-73 12/2/68 A
L 50-62 12/30/82 N

UMBC

NU leads 1-0
W 81-52 11/28/86 H

UMKC

NU leads 1-0
W 77-62 12/15/08 H

UNC Wilmington

NU trails 1-0
L 48-56 11/15/05 N

UNLV

NU trails 1-0
L 95-101 12/20/77 A

UPR-Mayaguez

NU leads 1-0
W 62-55 12/20/06 N

USC

NU trails 5-3
W 22-20 12/11/31 H
L 44-48 12/21/46 C
L 46-52 12/20/47 C
W 38-35 12/23/48 A
L 62-81 12/28/59 A
L 63-75 12/27/65 A
L 44-85 12/29/99 A
W 63-61 12/27/00 H

U.S. Infantry

NU leads 1-0
W 34-15 1/5/22 H

Utah

NU trails 2-1
L 69-88 12/23/71 A
L 63-73 12/29/80 N
W 77-44 12/21/06 N

Utah State

NU trails 1-0
L 57-64 11/21/04 N

Valparaiso

NU leads 8-2
W 91-64 12/16/67 H
W 76-49 12/19/70 H
L 55-73 12/18/71 H
L 76-94 12/16/72 A
W 69-57 12/15/73 H
W 82-74 12/9/74 H
W 98-77 12/9/75 A
W 80-66 12/10/77 H
W 85-61 12/9/78 A
W 80-65 12/8/79 H

Vanderbilt

NU trails 4-1
L 58-59 12/23/65 H
L 92-116 12/21/66 A
L 80-81 12/30/89 A
W 83-81 12/2/91 H
L 66-86 12/3/92 A

Vermont

NU leads 1-0
W 64-42 11/25/00 H

Virginia

NU trails 3-0
L 44-48 12/1/04 H
L 57-72 11/30/05 A
L 52-94 11/27/07 A

Virginia Commonwealth

NU leads 1-0
W 78-73 11/14/01 N

Wabash

NU leads 6-1
L 31-39 12/11/26 H
W 40-17 12/10/27 H
W 35-20 12/8/28 H
W 31-24 2/4/32 H
W 24-23 2/5/34 H
W 35-29 12/7/34 H
W 35-32 12/9/40 H

Washington

NU trails 6-2
L 60-83 12/29/51 A
W 75-69 12/22/58 H
L 60-79 12/21/59 A
L 61-67 12/22/59 A
W 53-45 12/20/60 H
L 81-86 12/19/69 N
L 57-70 12/29/75 N
L 55-76 3/16/12 A

Washington (Mo.)

NU leads 2-0
W 39-17 12/19/31 H
W 64-49 11/28/87 H

Washington State

Series tied 3-3
W 41-29 12/14/39 H
L 64-71 12/28/51 N
W 70-65 12/28/64 N
W 77-61 12/23/68 H
L 52-68 12/30/96 N

L 66-69 * 3/23/11 A

West Aurora HS

NU leads 1-0
W 36-16 12/15/14 H

West Virginia

Series tied 1-1
W 118-109 ** 12/27/58 C
L 94-98 * 12/11/71 A

Western Carolina

NU leads 1-0
W 78-54 12/18/99 H

Western Illinois

NU leads 3-2
W 95-85 12/23/70 H
W 100-78 12/18/72 H
W 92-78 11/26/77 H
L 91-96 12/8/90 N
L 48-80 12/21/94 A

Western Michigan

NU leads 21-5
W 38-26 12/19/36 H
W 61-39 12/8/41 H
L 42-52 12/7/42 H
L 45-47 12/11/43 H
W 68-54 12/23/44 H
W 47-46 12/21/45 C
W 63-46 1/10/48 H
L 51-52 12/4/48 H
W 54-43 12/1/49 H
W 64-62 12/2/50 H
W 80-77 12/10/51 H
L 79-95 12/6/52 H
W 69-53 12/5/53 H
W 87-63 12/4/54 H
L 67-72 12/3/55 H
W 99-60 12/1/56 H
W 97-78 12/2/57 A
W 102-60 12/1/58 H
W 80-66 12/1/59 H
W 73-72 12/1/60 H
W 61-56 12/2/61 A
W 83-74 12/1/62 H
W 80-78 11/30/63 H
W 95-81 12/1/64 A
W 77-75 * 12/9/06 H
W 65-63 12/8/07 A

Wheaton (Ill.)

NU leads 1-0
W 41-39 12/14/06 H

Whiting Owls

NU trails 1-0
L 34-36 2/8/19 A

Whiting Red Crowns

NU trails 1-0
L 24-47 1/11/20 H

Wichita State

NU trails 2-0
L 60-78 12/5/60 A
L 56-61 12/6/61 H

SERIES HISTORY VS. OPPONENT



William & Mary

Series tied 1-1

W	103-78	12/29/89	N
L	69-77	12/29/92	N

Wisconsin

NU trails 108-65

L	9-55	1/8/10	A
L	11-39	2/26/10	H
L	9-29	1/14/11	H
L	11-23	3/8/11	A
L	19-32	1/6/12	H
L	12-46	2/24/12	A
L	9-38	2/10/14	A
L	26-33	2/17/14	H
L	18-22	1/18/16	A
L	21-24	3/11/16	H
L	21-29*	1/8/17	H
L	21-23	2/12/17	A
W	33-17	1/5/18	H
L	18-26	3/7/18	A
W	20-15	1/11/19	A
W	32-23	2/22/19	H
W	13-12	1/3/21	H
L	10-22	2/12/21	A
L	9-21	1/9/22	H
L	11-23	2/22/22	A
L	10-21	1/6/23	H
L	17-29	3/5/23	A
L	10-25	1/12/24	H
L	13-23	3/1/24	A
L	27-35	1/23/26	A
W	36-26	2/16/26	H
L	18-28	1/15/27	H
L	24-25	1/22/27	A
L	23-37	2/18/29	A
L	25-31	2/23/29	H
W	23-14	1/4/30	H
L	22-29	2/15/30	A
W	31-30*	1/4/32	H
W	28-24	1/18/32	A
W	40-22	1/16/33	H
W	30-28	2/25/33	A
L	9-16	1/7/35	A
W	36-31	1/19/35	H
W	33-28	2/24/36	A
W	49-26	3/2/36	H
W	47-38	1/3/38	H
W	27-23	2/12/38	A
W	37-27	2/13/39	H
W	47-44	3/2/40	A
L	46-48	2/10/41	H
L	46-49	1/17/42	C
L	47-59	2/21/42	A
L	65-67	1/9/43	C
W	56-54	2/22/43	A
W	60-38	1/8/44	C
L	47-50*	2/4/44	A
W	52-37	1/6/45	A
L	43-44	1/27/45	C
W	56-34	1/26/46	C
W	63-58	2/9/46	A
L	44-45	1/27/47	A
L	42-54	2/15/47	C
L	62-68	2/7/48	C
L	54-59	2/23/48	A
L	52-56	2/12/49	C
L	46-57	2/21/49	A
L	59-66	2/11/50	C
L	53-67	2/27/50	A
L	56-68	1/15/51	A
L	58-74	1/15/52	H
L	56-78	1/17/53	H
L	58-74	3/7/53	A
L	47-64	1/11/54	A
W	80-72	2/26/55	G
L	55-79	2/4/56	H
L	70-76	3/3/56	A
W	75-54	1/5/57	H
L	69-82	3/4/57	A

W	82-65	3/1/58	H
W	86-82	2/28/59	A
W	77-69	1/11/60	A
W	73-59	2/29/60	H
W	54-52	2/11/61	H
L	61-75	3/4/61	A
L	64-65	2/24/62	H
L	65-78	2/16/63	A
W	76-63	1/11/64	H
W	72-64	2/11/64	A
L	87-93*	2/23/65	H
L	76-88	3/6/65	H
W	76-65	2/21/66	H
L	62-90	2/28/66	A
L	94-110	2/21/67	A
W	91-82	2/28/67	H
W	77-75	3/9/68	H
W	72-70	3/4/69	A
W	82-75	2/21/70	H
W	87-82	3/3/70	A
L	72-87	1/19/71	A
W	101-91	2/13/71	H
W	90-82	3/4/72	A
W	74-73	1/27/73	H
L	53-87	1/5/74	A
L	62-77	3/9/74	H
W	69-66	1/4/75	H
L	70-94	3/8/75	A
W	62-60	1/24/76	H
W	90-77	2/21/76	A
L	60-61	1/20/77	A
W	98-88	2/19/77	H
W	93-85	1/26/78	A
L	80-81	2/18/78	H
L	82-95	1/11/79	A
L	70-72	2/24/79	H
L	66-75	1/3/80	A
W	53-50	3/1/80	H
W	50-48	1/10/81	H
L	57-60	3/5/81	A
W	61-55	1/14/82	A
L	60-61 F	2/27/82	H
L	45-49 F	1/20/83	A
W	64-57	2/27/83	D
L	60-61 *F	1/19/84	H
L	47-54 F	2/26/84	A
L	51-52	1/5/85	H
L	53-61	3/9/85	A
L	52-57	1/4/86	A
L	68-70	3/9/86	H
L	57-62	1/31/87	H
L	59-76	3/1/87	A
L	59-80	1/30/88	A
L	69-74	3/5/88	H
L	58-59	1/28/89	H
L	60-72	2/15/89	A
W	87-85	1/27/90	H
L	50-65	3/1/90	A
L	57-74	1/24/91	H
L	76-79	2/24/91	A
L	67-69	1/8/92	A
W	76-65	3/14/92	H
L	87-101	2/3/93	A
W	100-89	3/6/93	H
W	75-71	2/19/94	A
W	66-54	3/5/94	H
L	73-97	1/28/95	A
L	56-70	2/15/95	H
W	62-52	1/20/96	H
W	82-71	2/21/96	A
L	53-65	1/29/97	A
L	44-56	2/8/97	H
L	33-56	1/17/98	A
W	47-39	2/11/98	H
L	49-57	1/16/99	H
L	45-57	2/10/99	A
L	46-62	3/1/00	H
L	41-51	3/9/00	N
L	37-59	2/18/01	A
W	69-60	1/30/02	H
L	44-73	2/9/02	A

L	50-69	1/29/03	A
L	59-74	2/8/03	H
W	69-51	2/7/04	H
L	58-73	2/2/05	A
L	52-68	1/14/06	A
W	62-51	2/23/06	H
L	50-56	1/13/07	H
L	52-69	2/3/07	A
L	50-62	1/19/08	A
L	52-65	3/13/08	H
L	45-74	1/7/09	A
W	66-63	1/31/09	H
L	50-60	1/13/10	H
L	63-70	2/21/10	A
L	46-78	1/23/11	H
L	63-78	2/27/11	A
L	57-77	1/18/12	A

F—Game later forfeited
by Wisconsin

Wofford

NU leads 1-0

W	68-51	12/17/97	H
---	-------	----------	---

Wyoming

NU leads 1-0

W	79-77	12/28/56	N
---	-------	----------	---

Xavier

NU trails 1-0

L	79-83*	3/21/94	H
---	--------	---------	---

Yale

NU leads 3-2

W	29-14	12/31/21	H
L	13-34	1/5/24	H
L	50-60	12/29/47	H
W	76-57	12/26/53	H
W	73-63	12/31/56	H

Youngstown State

NU leads 4-0

W	87-57	12/5/92	H
W	86-70	12/15/93	A
W	71-62	12/13/94	H
W	67-61	11/28/95	H



MEDIA INFORMATION

MEDIA INFORMATION134-135
WGN RADIO136
MEDIA OUTLETS..... 137
DIRECTIONS /TRAVEL INFO.....138



MEDIA INFORMATION



PAUL KENNEDY
Assistant A.D. for
Athletic
Communications



NICK BRILOWSKI
Associate Director/
Men's Basketball
Contact



DOUG MEFFLEY
Associate Director



SCOTT HAMMER
Associate Director



DAN YOPCHICK
Assistant Director



BETSY GOLOMSKI
Assistant Director



**JOCELYN
SERRANILLA**
Program Assistant/
Credentials



ROB COONS
Senior Director of
Broadcast Operations



CHRIS SIMONSON
Assistant Director of
Broadcast Operations

NORTHWESTERN DIRECTORY

The Northwestern Athletic Communications office is located in Anderson Hall, directly east of Welsh-Ryan Arena and directly northeast of Ryan Field.

Mailing Address:
Northwestern Athletic Communications
1501 Central Street
Evanston, IL 60208

Athletic Communications Office 847-491-7503
Athletic Communications FAX..... 847-491-8818
Press Row..... 847-491-8852

Paul Kennedy..... Asst. A.D. for Ath. Communications
Work 847-467-2028
Cell 312-497-5990
E-mail pkennedy@northwestern.edu

Nick Brilowski..... Associate Director/MBB Contact
Work 847-467-3831
Cell 847-239-4127
E-mail brilowski@northwestern.edu

Doug Meffley..... Senior Associate Director
Work 847-491-3688
Cell 847-833-2471
E-mail d-meffley@northwestern.edu

Scott Hammer..... Associate Director
Work 847-491-8800
Cell 847-791-4651
E-mail hammer@northwestern.edu

Betsy Golomski..... Assistant Director
Work 847-491-7503
Cell 414-688-0264
E-mail golomski@northwestern.edu

Dan Yopchick..... Assistant Director
Work 847-491-7503
Cell 847-254-0404
E-mail d-yopchick@northwestern.edu

Rob Coons..... Senior Dir. of Broadcast Operations
Work 847-467-0443
Cell 847-293-9120
E-mail r-coons@northwestern.edu

Chris Simonson..... Asst. Dir. of Broadcast Operations
Work 847-467-4793
Cell 515-231-9774
E-mail c-simonson@northwestern.edu

Jocelyn Serranilla..... Program Asst./Credentials
Work 847-491-7503
E-mail: serranilla@northwestern.edu

Men's Basketball Office..... 847-491-7906
Men's Basketball FAX..... 847-491-5531
Athletic Department 847-491-8880
Ticket Office..... 888-GO-PURPLE

CREDENTIALS

Season and single-game credential requests for Northwestern men's basketball must be requested online. Season requests for the 2012-13 season should be made by Wednesday, Nov. 7. Media members can call or email the athletic communications office (serranilla@northwestern.edu) for online instructions. Once a request is submitted, you will receive an automatic reply stating that your request has been received. You will then eventually receive notification whether your request has been approved or denied. Reporters may not use a credential to cover the game for another newspaper, TV station, radio or internet site. Failure to comply will result in both agency's credentials being revoked for the entire season.

Due to limited media seating, outlets (except television and radio stations originating live broadcasts of the game) are limited to two seats depending on circulation area and size on press row. Requests for a third seat are subject to availability. Credentials may be picked up at the athletic communications office in Anderson Hall on game day. They can also be picked up at Will Call which is located at the east ticket office in the main lobby of Welsh-Ryan Arena. Doors open 90 minutes prior to game time. Phone requests will not be accepted. Admission to the press area will be granted only upon presentation of valid credentials. Baseball hats are prohibited in the press area.

BLOGGING POLICY

Like other online media outlets, bloggers will be issued credentials if affiliated with an accredited media outlet or are an established and/or recognized entity. Blogging is allowed as long as individuals abide by our online reporting policies. Updates are allowed on a reasonable basis—no continuous live play-by-play reports, etc. Blogging is not allowed at practice sessions. One daily blog report is allowed following a practice session.

ROAD GAME CREDENTIALS

In most cases, requests for credentials to Northwestern road games should be made through the athletic communications department of the host school. Credential websites or SID contact information for such games can be found on page 138 of this publication.

PHOTOGRAPHY POLICIES

Credentials for either still photographers or TV crews will only be issued to persons on assignment from a publication or station. No credentials will be issued to freelance photographers. Camera persons may shoot only from designated areas on the baselines.

MEDIA INFORMATION



No photographers will be allowed along the sides of the playing court or in the seating areas of the arena. Northwestern University follows all NCAA and Big Ten guidelines regarding photography policies.

PARKING

Parking passes will be issued only to those outlets that request season credentials. Media members who need parking on a single-game basis should contact Nick Brilowski if you would like your name added to the parking list for that particular contest. Press parking is located in the West Lot, near the corner of Ashland and Central streets. The entrance to the parking area is on Ashland Street, immediately west and across the street from Ryan Field and Welsh-Ryan Arena.

PRO SCOUTING PASSES

Scouts of professional teams wishing to attend Northwestern home games should fax their ticket requests on team letterhead to Mark Wesoloski, Northwestern's director of ticket operations, at (847) 491-4659 or e-mail him at weso@northwestern.edu. Please include a daytime phone number. When available, seating is reserved for scouts in Section 207 of Welsh-Ryan Arena.

PRACTICE SESSIONS

Media members may attend the first 15 minutes of practice—however, this is subject to change on a daily basis. In order that the Northwestern Athletic Communications Department may be of better service, media members should call ahead to confirm practice time, player and coach interview availability, and media access.

IN-SEASON INTERVIEWS

Interviews with Northwestern players and coaches are available to the media upon request throughout the season. To arrange an interview, please contact the athletic communications office at (847) 491-7503. Please place your request at least 24 hours in advance. During fall quarter, interview availability is following the completion of practice. Interview availability is 30 minutes prior to the start of practice during winter quarter. All pre-practice interviews with players should be concluded well before the start of practice. As a Northwestern policy, players are not permitted to participate in live radio or television call-in shows. **Player home telephone numbers will not be made available to media members, and they have been instructed not to conduct interviews when contacted without prior approval from the athletic communications office.**

NUsports.com is the official website of Northwestern Athletics. The latest basketball game notes, releases, statistics and information can be found here.

TELEPHONES

Media outlets requiring telephones should order their own lines through SBC at 800-785-7733. Northwestern will provide one telephone in Section 207 for collect or credit card calls only. This phone is available on a first-come, first-served basis, but may not be used as a personal line nor can you transmit from those lines during halftime. Media outlets requiring immediate access to a phone line are encouraged to order their own line.

PREGAME INFORMATION

The media room (Crain Conference Room) in Welsh-Ryan Arena will be open approximately 90 minutes prior to tipoff. The is accessible from the front lobby inside the southwest corner of Welsh-Ryan Arena. Game notes and flipcards will be made available. Soda, water and a light meal will be provided to working media only.

POSTGAME PROCEDURES

Following a cooling off period, Coach Carmody and the Northwestern players followed by the visiting coach will be available in the media room. Northwestern's locker room is closed to the media. Requests for Wildcat player interviews should be made prior to the end of the game. Requests for visiting players should be made to the visiting SID.

RELEASE AND STATISTICAL PDFs

The Northwestern men's basketball release, along with statistics and other up-to-date information, can be found at NUsports.com in Portable Document File (PDF) format. Contact the athletic communications office

if you wish to receive the PDF release via e-mail each week.

BIG TEN TELECONFERENCE

Every Monday during the Big Ten portion of the basketball season, the conference's head coaches will be made available via the Big Ten's weekly teleconference. Beginning at 9 a.m. CT, each head coach will be on the call for approximately 10 minutes to answer questions and preview the upcoming week. Northwestern head coach Bill Carmody will be available at 9:30 a.m. CT. These calls will begin Jan. 3 and continue through the conference campaign leading up to the Big Ten Tournament in March. More information will on the teleconference will be available at the beginning of the basketball season. You can also contact Valerie Todryk Krebs at the Big Ten Conference (847-696-1010 or vtodryk@bigten.org) for more information.

NUSPORTS.COM

The official website of Northwestern Athletics is NUsports.com. Updated daily, the site includes NU's basketball releases and features many other basketball related information. Links to all of the other 18 Wildcat sports are provided and include schedules, history, school traditions and campus information.

WIRELESS INTERNET

The Welsh-Ryan Arena bowl and media rooms are equipped with wireless internet. Sheets that contain the log-in and password can be found in the media room (Crain Conference Room).

720 WGN, winner of the 2001, 2002, 2005, 2006, 2008 and 2009 Illinois Radio Station of the Year Award from the Illinois Broadcasters Association, is the radio voice of Wildcat men's basketball. The 50,000-watt clear-channel station is heard in 38 states and in Canada. WGN, "The Voice of Chicago," is also home to the Chicago Cubs, Blackhawks as well as Northwestern football.

In January of 2009, Northwestern and WGN Radio announced a new agreement that will allow Wildcat fans to listen to football and men's basketball games on the station through the 2012-13 season.

"We are extremely pleased that Northwestern Athletics will continue its long partnership with WGN-AM 720," said Northwestern Director of Athletics and Recreation Jim Phillips. "WGN is one of the nation's premier radio stations and is the No. 1 station in Chicagoland."

WGN sports director Dave Eanet handles play-by-play duties. Now entering his 16th season as the basketball "Voice of the Wildcats," Eanet has also been the voice of Northwestern football for the past 23 years. In 2001, 2004 and 2006, Eanet was honored with the Silver Dome Award from the Illinois Broadcasters Association for "best sports play-by-play" for Wildcat basketball, and he also received the 2001 March of Dimes A.I.R. Award for play-by-play of Wildcat football. The graduate of NU's Medill School of Journalism has been honored for sports reporting and play-by-play coverage from many organizations, including the Associated Press, United Press International, Illinois Broadcasters Association and the Chicago Headline Club.

Eanet also has handled pre- and postgame broadcasts for the Chicago Bears and Cubs, and served as the voice of Big Ten Women's Basketball. He also is frequently seen as sports anchor on WGN-TV's News at Nine. Eanet has been the voice of Wildcat basketball since 1997, and is heard every weekday on WGN's morning show with Jonathan Brandmeier.



One of the highlights of each broadcast of Northwestern basketball comes after the game, when **HEAD COACH BILL CARMODY** goes on the air with the WGN team to answer their questions. During home games, fans can stay afterward and listen to the interview in Welsh-Ryan Arena.

NEWS 720 WGN



JOHN SHURNA chats with **DAVE EANET** and former Wildcat **SHON MORRIS**.

SIRIUS | **XM**
SATELLITE RADIO

OTHER WAYS NOT TO MISS A PLAY

If you cannot get to a game in person or are out of the WGN Radio listening area, fans can listen to Wildcat basketball by logging onto WGN on the web at wgnradio.com. Fans across the world can also listen to WGN on SIRIUS XM Satellite Radio. For more information on SIRIUS XM's college sports programming and a schedule of upcoming games, visit www.sirius.com/collegesports or www.xmradio.com/collegesports.



PRINT/INTERNET

Chicago Sun-Times

350 N. Orleans Ave.
Chicago, IL 60654
Phone: 312-321-2663
Fax: 312-645-9213
Chris DeLuca—Deputy Sports Editor
Neil Hayes—Beat

Chicago Tribune

435 N. Michigan Ave.
Chicago, IL 60611
Phone: 312-222-3478
Fax: 312-828-9392
Mike Kellams—Sports Editor
Teddy Greenstein—Beat

Daily Herald

PO Box 280
Arlington Heights, IL 60006
Phone: 847-427-4430
Fax: 847-427-1173
Tom Quinlan—Sports Editor

The Daily Northwestern

1999 Sheridan Rd., Box 8010
Evanston, IL 60208
Phone: 847-491-4921
Fax: 847-491-9905
Josh Walfish—Sports Editor
TBA—Beat

Daily Southtown

6901 West 159th Street
Tinley Park, IL 60477
Phone: 708-633-5946
Fax: 708-633-5999
John Hector—Sports Editor

ESPNChicago.com

Scott Powers—College Beat
Phone: 312-519-1230

Rivals.com (Wildcat Report)

Louie Vaccher—Editor
Phone: 847-650-0793

Scout.com (Purple Wildcats)

Chris Emma—Editor
Phone: 630-267-5550

WIRE SERVICE

Associated Press

10 S. Wacker Dr.
Chicago, IL 60606
Phone: 312-781-0500
Fax: 312-781-1989
Rick Gano—Sports Editor

RADIO

WBBM Radio

630 N. McClurg Ct.
Chicago, IL 60611
Phone: 312-202-3299
Fax: 312-664-8592
Josh Liss—Sports Director

WGN Radio

435 N. Michigan Ave.
Chicago, IL 60611
Phone: 312-222-5094
Fax: 312-222-5977
Dave Eanet—Sports Director

WNUR Radio

1905 Sheridan Rd.
Evanston, IL 60208
Phone: 847-491-2234
Fax: 847-491-3749
Zach Kisfalusi—Sports Director

WSCR Radio (The Score)

455 North City Front Plaza
Chicago, IL 60611
Phone: 312-245-6000
Fax: 312-245-6072
Mitch Rosen—Program Director
Andy Garcia—Sports Director

ESPN Radio 1000

190 N. State St., 7th Floor
Chicago, IL 60601
Phone: 312-980-1070
Fax: 312-980-2440
Adam Delevitt—Sports Director
and Program Director

TELEVISION

WBBM-TV (CBS)

630 N. McClurg Ct.
Chicago, IL 60611
Phone: 312-202-3641
Fax: 312-202-3642
Krista Ruch—Sports Producer

WMAQ-TV (NBC)

NBC Tower
454 N. Columbus Drive
Chicago, IL 60611-5555
Phone: 312-836-5665
Fax: 312-899-8019
Geoff Glick—Sports Producer

WLS-TV (ABC)

190 N. State St.
Chicago, IL 60601
Phone: 312-750-7220
Fax: 312-782-2107
Larry Snyder—Sports Producer

WGN-TV (Independent)

2501 W. Bradley Place
Chicago, IL 60618
Phone: 773-883-3325
Fax: 773-883-3314
Joel Liberatore—Sports Producer

WFLD-TV (Fox)

205 N. Michigan Ave.
Chicago, IL 60601
Phone: 312-565-5529
Fax: 312-565-5517
John Eskra—Sports Producer

Comcast SportsNet

350 N. Orleans Ave.
Suite S2-100
Chicago, IL 60654-1504
Phone: 312-222-6000
Fax: 312-527-4039
Tim Folke—Sports Producer

Chicagoland TV

2000 S. York Road
Oak Brook, IL 60521
Phone: 630-368-4444
Fax: 630-368-4468

DIRECTIONS/TRAVEL INFO

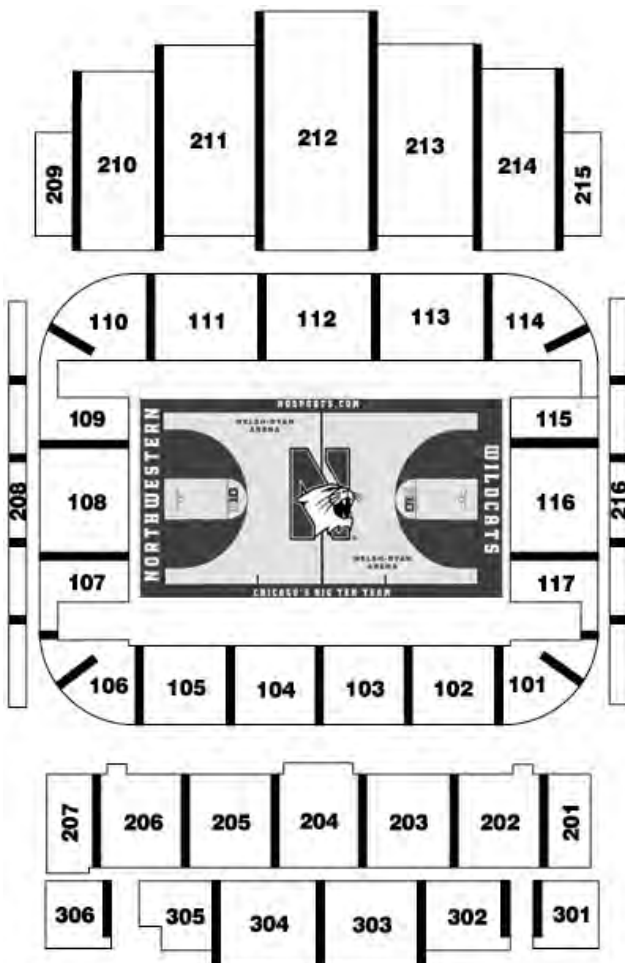
DIRECTIONS TO WELSH-RYAN ARENA

From the north: Take I-94 (Edens Expressway) East. Exit on Skokie Blvd. and turn left at stop light onto Lake Ave. Go east on Lake to Green Bay Road. Turn right and proceed south to Central Street. Turn left and go east approximately one-half mile to Ryan Field (Welsh-Ryan is immediately north of the football stadium).

From Chicago: Take either Lake Shore Drive or I-90/94 (Kennedy Expressway). If you go the Lake Shore Drive route, follow LSD until it ends and merges with Sheridan Road. Take Sheridan north through Evanston (follow the signs as Sheridan winds through south Evanston). Turn left onto Central Street, at the north end of the main campus. Go west approximately one mile to Ryan Field.

If you take the expressway, stay on the Kennedy until I-90 and 94 split. Take I-94 West (Edens Expressway) toward Milwaukee. Exit at Old Orchard Road and turn right—at this point you will be proceeding east. After approximately one mile, turn left onto Gross Point Road, and then turn right at the next light which is Central Street. Proceed approximately two miles east to Ryan Field.

From O'Hare International Airport: Exit the airport and take I-294 North (toward Wisconsin). Take the first exit onto Dempster Street so that you are heading East, and proceed several miles until you cross over I-94. Soon afterward, turn left on Gross Point Road. Follow that to Central Street, then turn right and head east approximately two miles to Ryan Field.



ROAD GAME CREDENTIALS

Nov. 23-24 - South Padre Island Invitational
Contact Chris Spencer—chrisbbpromotion@aol.com

Dec. 4 - at Baylor
Contact Baylor SID David Kaye—david_kaye@baylor.edu

Jan. 6 - at Minnesota
Contact Minnesota SID Matt Slieter—slieter@umn.edu

Jan. 10 - at Penn State
Contact Penn State SID Brian Siegrist—tbs1@psu.edu

Jan. 17 - at Illinois
<http://www.fightingillini.com/media>

Jan. 26 - at Nebraska
Contact Nebraska SID Shamus McKnight—smcknight@huskers.com

Jan. 30 - at Michigan
<http://www.mgoblue.com/media>

Feb. 9 - at Iowa
Contact Iowa SID Matt Weitzel—matthew-weitzel@uiowa.edu

Feb. 14 - at Ohio State
<http://www.ohiostatebuckeyes.com/media>

Feb. 24 - at Purdue
Contact Purdue SID Cory Walton—cdwalton@purdue.edu

March 10 - at Michigan State
<http://www.msuspartans.com/mbballcredentials>

RECOMMENDED CHICAGOLAND HOTELS

Hilton Orrington/Evanston 1710 Orrington Avenue Evanston, Ill. hotellorington.com 847-867-8700	Omni Chicago Hotel 676 North Michigan Ave. Chicago, Ill. 60611 312-944-6664 omnichicagohotel.com
Doubletree by Hilton Chicago Northshore Conference Center 9599 Skokie Boulevard Skokie, Ill. 60077 847-679-7000 skokieillinois.com	Sheraton Northbrook 1110 Willow Road Northbrook, Ill. 60062 847-480-1900
Hilton Garden Inn Evanston 1818 Maple Avenue Evanston, Ill. 60201 847-475-6400 evanston.hgi.com	Affinia Chicago 166 East Superior Street Chicago, Ill. 60611 affinia.com/AffiniaChicago 312-787-6000



2012-13 NORTHWESTERN WILDCATS

Front row (from left): Nikola Cerina, Tre Demps, Jared Swopshire, Reggie Hearn, Alex Marcotullio, Drew Crawford, Dave Sobolewski, James Montgomery III.
Back row: Omar Jimenez, Sanjay Lumpkin, Kale Abrahamson, Alex Olah, Chier Ajou, Aaron Liberman, Mike Turner, JerShon Cobb.