



2011-12 SEASON IN REVIEW



NEW JERSEY DEVILS

2011-12 SEASON IN REVIEW

TABLE OF CONTENTS

2011-12 NATIONAL HOCKEY LEAGUE

NEW JERSEY DEVILS ORGANIZATIONAL DIRECTORY	2
STANLEY CUP PLAYOFFS FORMAT	3
STANLEY CUP PLAYOFFS BRACKET	4
EASTERN CONFERENCE NOTES	5
NATIONAL HOCKEY LEAGUE FINAL STANDINGS.....	6
NATIONAL HOCKEY LEAGUE INDIVIDUAL LEADERS	7

2011-12 NEW JERSEY DEVILS

ROSTER	8
HOW THE DEVILS WERE BUILT.....	9
TRANSACTIONS.....	10-11
SCORING & SCHEDULE BREAKDOWN	12-13
FINAL STATISTICS	14
MANAGEMENT & COACHING STAFF BIOGRAPHIES	15-25
PLAYER BIOGRAPHIES & STATISTICS.....	26-81
PLAYER GAME-BY-GAME GRID	82-85
SCHEDULE & RESULTS.....	86-87
INJURIES/PENALTIES/SPECIAL TEAMS/BACK-TO-BACK/OT-SO.....	88-89
MISCELLANEOUS STATISTICS	90
MILESTONES	91
REGULAR SEASON NOTES	92-94
GAME SUMMARIES	95-105
EASTERN CONFERENCE DAY-BY-DAY.....	106-109
RECORD TEAM-BY-TEAM.....	110
SEASON HIGHS & LOWS.....	111
LAST TIME, REGULAR SEASON.....	112
LAST TIME, PLAYOFFS	113
SERIES VS. EASTERN CONFERENCE TEAMS.....	114-120
ALL-TIME PLAYOFF RESULTS.....	121-130
ALL-TIME PLAYOFF STATISTICS	131
TEAM PLAYOFF RECORDS.....	132-139
INDIVIDUAL PLAYOFF RECORDS	140-143
RECORDS ESTABLISHED/TIED.....	144
DEVILS' ALL-TIME LEADER BOARD	145
ALBANY DEVILS 2011-12 STATISTICS.....	146
DEVILS PROSPECTS 2011-12 STATISTICS	147

*New Jersey Devils 2011-12 Season in Review published by the New Jersey Devils.
 Editor: Mike Levine • Assistant Editors: Dan Beam, Pete Albietz, Valentino Sisti & Eric Marin
 Editorial Assistants: Benjamin Bershad, Tiffany Tam
 New Jersey Devils and the Devils' logo are registered trademarks of the New Jersey Devils.
 ©2012 the New Jersey Devils, all rights reserved.*

2011-12 NJD SEASON IN REVIEW

2011-12 NEW JERSEY DEVILS ORGANIZATIONAL DIRECTORY

Owners.....	Jeff Vanderbeek, Mike Gilfillan, Peter Simon
Chairman/Managing Partner.....	Jeff Vanderbeek
Vice Chairman.....	Mike Gilfillan
President/CEO/General Manager.....	Lou Lamoriello
Executive Vice President, Hockey Operations/Director, Scouting.....	David Conte
Executive Vice President, Operations.....	Peter S. McMullen
Senior Vice President, Hockey Operations/General Manager, Albany & Scout.....	Chris Lamoriello
Senior Vice President, Communications.....	Mike Levine
Vice President, Hockey Operations.....	Stephen Pellegrini

HOCKEY CLUB PERSONNEL

Peter DeBoer
Head Coach

Larry Robinson
Adam Oates
Dave Barr
Assistant Coaches

Chris Terreri
Goaltending Coach

Scott Stevens
Jacques Caron
Jacques Lemaire
Jacques Laperriere
Special Assignment Coaches

Claude Carrier
Assistant Director, Scouting

Timo Blomqvist
Vladimir Bure
Glen Dirk
Milt Fisher
Ferny Flaman
Dan Labraaten
Scott Lachance
Pierre Mondou
Gates Orlando
Larry Perris
Marcel Pronovost
Lou Reycroft
Vaclav Slansky, Jr.
Steve Smith
Geoff Stevens
Ed Thomlinson
Scouting Staff

Bob Hoffmeyer
Jan Ludvig
Pro Scouting Staff

Taran Singleton
Hockey Operations Video Coordinator

Mike Ford
Hockey Operations Video Assistant

Matthew DeMado
Video Assistant

Callie A. Smith
Scouting Staff Assistant

Richard Stinziano
Head Trainer

Rich Matthews
Equipment Manager

Jason McGrath, Mike Thibault
Assistant Equipment Managers

Michael Vasalani
Strength/Conditioning Coordinator

Brian Smith
Massage Therapist

Dr. Barry Fisher
Dr. Len Jaffe
Team Orthopedists

Dr. Joseph Niznik
Team Cardiologist

Dr. H. Hugh Gardy
Team Dentist

Dr. Paul Berman
Team Optometrist

Dr. Garret Caffrey
Exercise Physiologist

David Feniger
Physical Therapist

Mitch Kaufman
Video Consultant

Rick Kowalsky
Head Coach, Albany

Tommy Albelin
Assistant Coach, Albany

Mike Regan
Video Coordinator, Albany

Kevin Morley
Athletic Trainer, Albany

Stephen Bratspis
Equipment Manager, Albany

Andrew Schmidt
Assistant Equipment Manager, Albany

PRESIDENT'S OFFICE

Marie Carnevale
*Hockey Operations Executive Assistant
to the President/CEO/General Manager*

Christine Garcia
Administrative Assistant

COMMUNICATIONS

Pete Albietz
Director, Communications

Eric Marin
Director, Website Content

Dan Beam
Assistant Director, Communications

Valentino Sisti
Staff Assistant, Communications

COMPUTER OPERATIONS

Jack Skelley
*Senior Director, Programming/
Computer Operations*

ALUMNI REPRESENTATIVES

Ken Daneyko
Bruce Driver
Grant Marshall
Jim Dowd

ALBANY DEVILS

Chris Ciceri
Chief Executive Officer

Chris Valente
Vice President, Sales & Marketing

Kevin Zalaznik
Director, Public Relations

Kristen Gore
Manager, Operations

Joe Kronander
Manager, Ticket Sales

Dan Pfeifer
Senior Account Executive, Group Sales

Adam Banko
Ron Johnson
Lyle Hoffman
Account Executives, Group Sales

Eric Wickenheiser
Account Executives, Season Tickets

Oranda Barter
Ticket Operations Coordinator

Nick Germano
Marketing Coordinator

Josh Heller
Broadcaster/Public Relations Coordinator

TELEVISION/RADIO

MSG Plus
Television Outlet

Steve Cangialosi, Play-by-Play
Glenn Resch, Color
Broadcasters

SportsRadio 66 WFAN
Radio Outlet

Matt Loughlin, Play-by-Play
Sherry Ross, Color
Broadcasters

17,625

Seating Capacity

200 feet x 85 feet

Dimensions of Rink

Red, Black & White

Club Colors

PRUDENTIAL CENTER

165 Mulberry Street
Newark, NJ 07102
Phone: (973) 757-6100
Fax: (973) 757-6399
newjerseydevils.com
twitter.com/nhldevilspr
facebook.com/NewJerseyDevils
prucenter.com

2011-12 NJD SEASON IN REVIEW

STANLEY CUP PLAYOFFS FORMAT

THE NATIONAL HOCKEY LEAGUE'S 30 CLUBS ARE ALIGNED INTO TWO CONFERENCES, EACH CONSISTING OF THREE DIVISIONS (EASTERN CONFERENCE: ATLANTIC, NORTHEAST, SOUTHEAST; WESTERN CONFERENCE: CENTRAL, NORTHWEST, PACIFIC). THE NUMBER OF TEAMS QUALIFYING FOR THE 2012 STANLEY CUP PLAYOFFS REMAINS AT 16. FIRST-ROUND PLAYOFF BERTHS WERE AWARDED TO THE FIRST-PLACE TEAM IN EACH DIVISION, AS WELL AS TO THE NEXT FIVE BEST TEAMS (BASED ON REGULAR-SEASON POINT TOTALS IN EACH CONFERENCE). THE THREE DIVISION WINNERS IN EACH CONFERENCE WERE SEEDED FIRST THROUGH THIRD (IN ORDER OF POINTS) AND THE NEXT FIVE BEST TEAMS (IN ORDER OF POINTS) WERE SEEDED FOURTH THROUGH EIGHTH. IN EACH CONFERENCE, THE TEAM SEEDED #1 WILL PLAY THE TEAM SEEDED #8; #2 vs. #7; #3 vs. #6 AND #4 vs. #5 IN THE CONFERENCE QUARTER-FINAL ROUND. HOME-ICE IN THE CONFERENCE QUARTER-FINALS WAS GRANTED TO THOSE TEAMS SEEDED FIRST THROUGH FOURTH IN EACH CONFERENCE. IN THE CONFERENCE SEMIFINALS AND CONFERENCE FINALS, TEAMS WILL BE RESEEDED ACCORDING TO THE SAME CRITERIA AS THE CONFERENCE QUARTER-FINALS (DIVISION LEADERS WILL BE SEEDED FIRST AND GRANTED HOME-ICE ADVANTAGE WHILE THE REMAINING TEAMS WILL BE SEEDED IN ORDER OF REGULAR-SEASON POINTS). HOME-ICE ADVANTAGE IN THE STANLEY CUP FINAL WILL BE DETERMINED BY POINTS. ALL SERIES REMAIN BEST-OF-SEVEN.

TIE-BREAKING PROCEDURE

IN THE EVENT TWO OR MORE CLUBS WERE TIED IN POINTS AT THE CONCLUSION OF THE REGULAR SEASON, THE STANDING OF THE CLUBS IN EACH CONFERENCE WAS DETERMINED IN THE FOLLOWING ORDER:

1. THE GREATER NUMBER OF GAMES WON EXCLUDING GAMES WON IN THE SHOOTOUT.
2. THE GREATER NUMBER OF POINTS EARNED IN GAMES BETWEEN THE TIED CLUBS. IF TWO CLUBS WERE TIED, AND DID NOT PLAY AN EQUAL NUMBER OF HOME GAMES AGAINST EACH OTHER, POINTS EARNED IN THE FIRST GAME PLAYED IN THE CITY THAT HAD THE EXTRA GAME WERE NOT INCLUDED. IF MORE THAN TWO CLUBS WERE TIED, THE HIGHER PERCENTAGE OF AVAILABLE POINTS EARNED IN GAMES AMONG THOSE CLUBS (AND NOT INCLUDING ANY "ODD" GAMES) WERE USED TO DETERMINE THE STANDING.
3. THE GREATER DIFFERENTIAL BETWEEN GOALS FOR AND AGAINST FOR THE ENTIRE REGULAR SEASON.

CONFERENCE QUARTER-FINALS (SERIES A - H)

THE SIX REGULAR-SEASON DIVISION CHAMPIONS WERE RANKED IN THE FIRST THREE POSITIONS IN THEIR RESPECTIVE CONFERENCES, THE CLUBS WITH THE GREATEST NUMBER OF POINTS BEING RANKED FIRST IN THEIR RESPECTIVE CONFERENCES. THE REMAINING FIVE PLAYOFF CLUBS IN EACH CONFERENCE WERE RANKED BASED ON REGULAR-SEASON POINTS. FOLLOWING ARE THE MATCHUPS BASED ON THE RANKINGS.

EASTERN CONFERENCE

SERIES A #1 (DIVISION WINNER) vs. #8
SERIES B #2 (DIVISION WINNER) vs. #7
SERIES C #3 (DIVISION WINNER) vs. #6
SERIES D #4 vs. #5

WESTERN CONFERENCE

SERIES E #1 (DIVISION WINNER) vs. #8
SERIES F #2 (DIVISION WINNER) vs. #7
SERIES G #3 (DIVISION WINNER) vs. #6
SERIES H #4 vs. #5

CONFERENCE SEMIFINALS (SERIES I - L)

IF ONE DIVISION WINNER IS ELIMINATED IN THE CONFERENCE QUARTER-FINALS: THE REMAINING DIVISION WINNERS WOULD BE SEEDED FIRST AND SECOND, FOLLOWED BY THE TWO REMAINING CLUBS IN ORDER OF REGULAR-SEASON POINTS. THE #1 SEED WOULD FACE THE CLUB WITH THE FEWEST REGULAR-SEASON POINTS, WHILE THE OTHER TWO CLUBS WOULD MEET.

IF TWO DIVISION WINNERS ARE ELIMINATED IN THE CONFERENCE QUARTER-FINALS: THE REMAINING DIVISION WINNER WOULD BE SEEDED FIRST, FOLLOWED BY THE THREE REMAINING CLUBS IN ORDER OF REGULAR-SEASON POINTS. THE #1 SEED WOULD FACE THE CLUB WITH THE FEWEST REGULAR-SEASON POINTS, WHILE THE OTHER TWO CLUBS WOULD MEET.

IF ALL THREE DIVISION WINNERS ARE ELIMINATED IN THE CONFERENCE QUARTER-FINALS: THE REMAINING CLUBS WOULD BE RANKED IN ORDER OF REGULAR-SEASON POINTS. THE REMAINING TEAM WITH THE MOST REGULAR-SEASON POINTS WOULD BE SEEDED FIRST, FOLLOWED BY THE THREE REMAINING TEAMS. THE #1 SEED WOULD FACE THE #4 SEED, WHILE THE #2 AND #3 SEEDS WOULD MEET.

IF A DIVISION WINNER MEETS A NON-DIVISION WINNER THAT COMPILED MORE REGULAR-SEASON POINTS: THE DIVISION WINNER WOULD RECEIVE HOME-ICE ADVANTAGE.

CONFERENCE FINALS (SERIES M AND N)

THE SAME CRITERIA USED IN THE SELECTION OF ORDER FOR THE CONFERENCE QUARTER-FINALS (ADVANCING DIVISION WINNERS, FOLLOWED BY REMAINING CLUBS BASED ON REGULAR-SEASON POINTS) AGAIN WILL BE IN EFFECT.

IF A DIVISION WINNER MEETS A NON-DIVISION WINNER THAT COMPILED MORE REGULAR-SEASON POINTS: THE DIVISION WINNER WOULD RECEIVE HOME-ICE ADVANTAGE.

IF CONFERENCE SEMIFINAL SERIES END EARLY: START DATES FOR THE CONFERENCE FINALS MAY BE MOVED UP DEPENDING ON A NUMBER OF FACTORS, INCLUDING BUILDING AVAILABILITY AND TRAVEL SCHEDULES.

STANLEY CUP FINAL (SERIES O)

THE EASTERN CONFERENCE AND WESTERN CONFERENCE CHAMPIONS WILL MEET IN THE STANLEY CUP FINAL SERIES. HOME ICE WILL BE DETERMINED BY THE GREATER NUMBER OF REGULAR-SEASON POINTS, SUBJECT TO THE TIE-BREAKING PROCEDURES OUTLINED PREVIOUSLY. GAMES WILL BE PLAYED ON A 2-2-1-1-1 BASIS.

2011-12 NJD SEASON IN REVIEW

2012 STANLEY CUP PLAYOFFS

CONFERENCE
QUARTERFINALS

CONFERENCE
SEMIFINALS

CONFERENCE
FINALS

STANLEY CUP
FINALS

EASTERN CONFERENCE

NEW YORK (1)

OTTAWA (8)

BOSTON (2)

WASHINGTON (7)

FLORIDA (3)

NEW JERSEY(6)

PITTSBURGH (4)

PHILADELPHIA (5)

WESTERN CONFERENCE

VANCOUVER (1)

LOS ANGELES (8)

ST. LOUIS (2)

SAN JOSE (7)

PHOENIX (3)

CHICAGO (6)

NASHVILLE (4)

DETROIT (5)



2011-12 NJD SEASON IN REVIEW

Eastern Conference Notes

TEAM NOTES

NY Rangers: Clinched playoff spot March 19 with 4-2 win vs. New Jersey; Clinched Atlantic Division/home-ice advantage in first three rounds April 3 with 5-3 win at Philadelphia...**Boston:** Clinched playoff spot March 30 with Buffalo's 5-3 loss vs. Pittsburgh; Clinched Northeast Division/home-ice advantage in first two rounds April 1 with 2-1 win at NY Rangers...**Florida:** Clinched playoff spot April 5 with Buffalo's 2-1 loss at Philadelphia; Clinched Southeast Division/home-ice advantage in first round April 7 with 4-1 win vs. Carolina...**Pittsburgh:** Clinched playoff spot March 22 with 5-1 win at Nashville; Clinched home-ice advantage in first round April 5 with 5-2 win vs. NY Rangers...**Philadelphia:** Clinched playoff spot March 24 with 4-1 win vs. Montreal...**New Jersey:** Clinched playoff spot March 31 with 5-0 win at Carolina...**Washington:** Clinched playoff spot April 5 with 4-2 win vs. Florida...**Ottawa:** Clinched playoff spot April 1 with 5-1 win at NY Islanders.

DATE NOTES

March 19: NY Rangers clinched playoff spot with 4-2 win vs. New Jersey...**March 22:** Pittsburgh clinched playoff spot with 5-1 win at Nashville...**March 24:** Philadelphia clinched playoff spot with 4-1 win vs. Montreal...**March 30:** Boston clinched playoff spot with Buffalo's 5-3 loss vs. Pittsburgh...**March 31:** New Jersey clinched playoff spot with 5-0 win at Carolina...**April 1:** Boston clinched Northeast Division/home-ice advantage in first two rounds with 2-1 win at NY Rangers...**Ottawa** clinched playoff spot with 5-1 win at NY Islanders...**April 3:** NY Rangers clinched Atlantic Division/home-ice advantage in first three rounds with 5-3 win at Philadelphia...**April 5:** Florida clinched playoff spot with Buffalo's 2-1 loss at Philadelphia; Pittsburgh clinched home-ice advantage in first round with 5-2 win vs. NY Rangers...**Washington** clinched playoff spot with 4-2 win vs. Florida...**April 7:** Florida clinched Southeast Division/home-ice advantage in first round with 4-1 win vs. Carolina.

2011-12 NJD SEASON IN REVIEW

2011-12 FINAL NHL STANDINGS

EASTERN CONFERENCE

NORTHEAST DIVISION

		GP	W	L	OT	GF	GA	PTS
BOSTON	(2)	82	49	29	4	269	202	102
OTTAWA	(8)	82	41	31	10	249	240	92
BUFFALO	(9)	82	39	32	11	218	230	89
TORONTO	(13)	82	35	37	10	231	264	80
MONTREAL	(15)	82	31	35	16	212	226	78

ATLANTIC DIVISION

		GP	W	L	OT	GF	GA	PTS
NY RANGERS	(1)	82	51	24	7	226	187	109
PITTSBURGH	(4)	82	51	25	6	282	221	108
PHILADELPHIA	(5)	82	47	26	9	264	232	103
NEW JERSEY	(6)	82	48	28	6	228	209	102
NY ISLANDERS	(14)	82	34	37	11	203	255	79

SOUTHEAST DIVISION

		GP	W	L	OT	GF	GA	PTS
FLORIDA	(3)	82	38	26	18	203	227	94
WASHINGTON	(7)	82	42	32	8	222	230	92
TAMPA BAY	(10)	82	38	36	8	235	281	84
WINNIPEG	(11)	82	37	35	10	225	246	84
CAROLINA	(12)	82	33	33	16	213	243	82

WESTERN CONFERENCE

CENTRAL DIVISION

		GP	W	L	OT	GF	GA	PTS
ST. LOUIS	(2)	82	49	22	11	210	165	109
NASHVILLE	(4)	82	48	26	8	237	210	104
DETROIT	(5)	82	48	28	6	248	203	102
CHICAGO	(6)	82	45	26	11	248	238	101
COLUMBUS	(15)	82	29	46	7	202	262	65

PACIFIC DIVISION

		GP	W	L	OT	GF	GA	PTS
PHOENIX	(3)	82	42	27	13	216	204	97
SAN JOSE	(7)	82	43	29	10	228	210	96
LOS ANGELES	(8)	82	40	27	15	194	179	95
DALLAS	(10)	82	42	35	5	211	222	89
ANAHEIM	(13)	82	34	36	12	204	231	80

NORTHWEST DIVISION

		GP	W	L	OT	GF	GA	PTS
VANCOUVER	(1)	82	51	22	9	249	198	111
CALGARY	(9)	82	37	29	16	202	226	90
COLORADO	(11)	82	41	35	6	208	220	88
MINNESOTA	(12)	82	35	36	11	177	226	81
EDMONTON	(14)	82	32	40	10	212	239	74

Conference Quarterfinals

Series "A" - NYR vs. Ott.

Series "B" - Bos. vs. Wsh.

Series "C" - Fla. vs. NJ

Series "D" - Pit. vs. Phi.

Series "E" - Van. vs. LA

Series "F" - StL. vs. SJ

Series "G" - Phx. vs. Chi.

Series "H" - Nsh. vs. Det.

Conference Semifinals

Series "I" - East 1 vs. East 4

Series "J" - East 2 vs. East 3

Series "K" - West 1 vs. West 4

Series "L" - West 2 vs. West 3

Conference Finals

Series "M" - Eastern Conference

Series "N" - Western Conference

Stanley Cup Finals

Series "O" - Eastern Conference Champion vs. Western Conference Champion

2011-12 NJD SEASON IN REVIEW

NHL 2011-12 INDIVIDUAL LEADERS

LEADERS POINTS

PLAYER	TEAM	GP	G	A	PTS
EVGENI MALKIN	PITTSBURGH	75	50	59	109
STEVEN STAMKOS	TAMPA BAY	82	60	37	97
CLAUDE GIROUX	PHILADELPHIA	77	28	65	93
JASON SPEZZA	OTTAWA	80	34	50	84
ILYA KOVALCHUK	NEW JERSEY	77	37	46	83

GOALS

PLAYER	TEAM	GP	G
STEVEN STAMKOS	TAMPA BAY	82	60
EVGENI MALKIN	PITTSBURGH	75	50
MARIAN GABORIK	NY RANGERS	82	41
JAMES NEAL	PITTSBURGH	80	40
ALEX OVECHKIN	WASHINGTON	78	38

ASSISTS

NAME	TEAM	GP	A
HENRIK SEDIN	VANCOUVER	82	67
CLAUDE GIROUX	PHILADELPHIA	77	65
EVGENI MALKIN	PITTSBURGH	75	59
ERIK KARLSSON	OTTAWA	81	59
JOE THORNTON	SAN JOSE	82	59

POWER PLAY GOALS

NAME	TEAM	GP	PP
JAMES NEAL	PITTSBURGH	80	18
SCOTT HARTNELL	PHILADELPHIA	82	16
COREY PERRY	ANAHEIM	80	14
MATT MOULSON	NY ISLANDERS	82	14

THREE PLAYERS TIED WITH 13

SHORTHANDED GOALS

NAME	TEAM	GP	SH
ADAM HENRIQUE	NEW JERSEY	74	4
MIKE RICHARDS	LOS ANGELES	74	4
CAL CLUTTERBUCK	MINNESOTA	74	4
ILYA KOVALCHUK	NEW JERSEY	77	3
ZACH PARISE	NEW JERSEY	82	3
DAINIUS ZUBRUS	NEW JERSEY	82	3

NINE OTHER PLAYERS TIED WITH THREE

GAME-WINNING GOALS

NAME	TEAM	GP	GW
RADIM VRBATA	PHOENIX	77	12
STEVEN STAMKOS	TAMPA BAY	82	12
JOHAN FRANZEN	DETROIT	77	10
EVGENI MALKIN	PITTSBURGH	75	9
RYAN CALLAHAN	NY RANGERS	76	9
BRAD RICHARDS	NY RANGERS	82	9

GAME-DETERMINING GOALS

NAME	TEAM	GP	GW
ILYA KOVALCHUK	NEW JERSEY	77	7

SIX PLAYERS TIED WITH FOUR

PLUS/MINUS

NAME	TEAM	GP	+/-
PATRICE BERGERON	BOSTON	81	36
TYLER SEGUIN	BOSTON	81	34
ZDENO CHARA	BOSTON	79	33
CHRIS KELLY	BOSTON	82	33
BRAD MARCHAND	BOSTON	76	31

SHOTS

NAME	TEAM	GP	S
EVGENI MALKIN	PITTSBURGH	75	339
JAMES NEAL	PITTSBURGH	80	329
ILYA KOVALCHUK	NEW JERSEY	77	310
RICK NASH	COLUMBUS	82	306
ALEX OVECHKIN	WASHINGTON	78	303
STEVEN STAMKOS	TAMPA BAY	82	303

PENALTY MINUTES

NAME	TEAM	GP	PIM
DEREK DORSETT	COLUMBUS	77	235
ZAC RINALDO	PHILADELPHIA	66	232
ZENON KONOPKA	OTTAWA	55	193
CHRIS NEIL	OTTAWA	72	178
CODY McLEOD	COLORADO	75	164

ROOKIE SCORING LEADERS

POINTS

PLAYER	TEAM	GP	G	A	PTS
GABRIEL LANDESKOG	COLORADO	82	22	30	52
RYAN NUGENT-HOPKINS	EDMONTON	62	18	34	52
ADAM HENRIQUE	NEW JERSEY	74	16	35	51
MATT READ	PHILADELPHIA	79	24	23	47
CODY HODGSON	VAN-BUF	83	19	22	41

GOALS

NAME	TEAM	GP	G
MATT READ	PHILADELPHIA	79	24
GABRIEL LANDESKOG	COLORADO	82	22
CODY HODGSON	VAN-BUF	83	19

ASSISTS

NAME	TEAM	GP	G
ADAM HENRIQUE	NEW JERSEY	75	35
RYAN NUGENT-HOPKINS	EDMONTON	62	34
GABRIEL LANDESKOG	COLORADO	82	30

DEFENSEMEN SCORING LEADERS

PLAYER	TEAM	GP	G	A	PTS
ERIK KARLSSON	OTTAWA	81	19	59	78
DUSTIN BYFUGLIEN	WINNIPEG	66	12	41	53
BRIAN CAMPBELL	FLORIDA	82	4	49	53
ZDENO CHARA	BOSTON	79	12	40	52
ALEX PIETRANGELO	ST. LOUIS	81	12	39	51
SHEA WEBER	NASHVILLE	78	19	30	49
ALEXANDER EDLER	VANCOUVER	82	11	38	49

GOALTENDING LEADERS GOALS-AGAINST AVERAGE

GOALTENDER	TEAM	GPI	MINS	GA	AVG
BRIAN ELLIOTT	ST. LOUIS	38	2235	58	1.56
JONATHAN QUICK	LOS ANGELES	69	4099	133	1.95
CORY SCHNEIDER	VANCOUVER	33	1833	60	1.96
HENRIK LUNDQVIST	NY RANGERS	62	3754	123	1.97
JAROSLAV HALAK	ST. LOUIS	46	2747	90	1.97

WINS

GOALTENDER	TEAM	GPI	MINS	W	L	OT
PEKKA RINNE	NASHVILLE	73	4169	43	18	8
MARC-ANDRE FLEURY	PITTSBURGH	67	3896	42	17	4
HENRIK LUNDQVIST	NY RANGERS	62	3754	39	18	5
MIKE SMITH	PHOENIX	67	3903	38	18	10

FOUR PLAYERS TIED WITH 35

SAVE PERCENTAGE

GOALTENDER	TEAM	GPI	MINS	GA	SA	SPCTG
BRIAN ELLIOTT	ST. LOUIS	38	2235	58	972	.940
CORY SCHNEIDER	VANCOUVER	33	1833	60	945	.937
MIKE SMITH	PHOENIX	67	3903	144	2066	.930
HENRIK LUNDQVIST	NY RANGERS	62	3754	123	1753	.930
JONATHAN QUICK	LOS ANGELES	69	4099	133	1863	.929

SHUTOUTS

GOALTENDER	TEAM	GPI	MINS	W	L	OT	Sho
JONATHAN QUICK	LOS ANGELES	69	4099	35	21	13	10
BRIAN ELLIOTT	ST. LOUIS	38	2235	23	10	4	9
HENRIK LUNDQVIST	NY RANGERS	62	3754	39	18	5	8
MIKE SMITH	PHOENIX	67	3903	38	18	10	8

FIVE PLAYERS TIED WITH SIX

2011-12 NJD SEASON IN REVIEW

NEW JERSEY DEVILS ROSTER

No.	Player	Pos.	Ht.	Wt.	Hometown
1.	Johan Hedberg	G	6-0	190	Stockholm, Swe.
2.	Marek Zidlicky	D	5-11	190	Most, Czech Rep.
5.	Adam Larsson	D	6-3	200	Skelleftea, Swe.
6.	Andy Greene	D	5-11	190	Trenton, MI
7.	Henrik Tallinder	D	6-4	210	Stockholm, Swe.
8.	Dainius Zubrus	RW	6-5	225	Elektrenai, Lit.
9.	Zach Parise (C)	LW	5-11	195	Minneapolis, MN
10.	Peter Harrold	D	6-0	190	Kirtland Hills, OH
11.	Stephen Gionta	C	5-7	185	Rochester, NY
12.	Alexei Ponikarovsky	LW	6-4	225	Kiev, Ukr.
14.	Adam Henrique	C	6-0	195	Brantford, Ont.
15.	Petr Sykora	RW	6-0	190	Plzen, Czech Rep.
16.	Jacob Josefson	C	6-1	190	Stockholm, Swe.
17.	Ilya Kovalchuk (A)	LW	6-3	230	Tver, Rus.
18.	Steve Bernier	RW	6-3	220	Quebec City, Que.
19.	Travis Zajac	C	6-3	200	Winnipeg, Man.
20.	Ryan Carter	C	6-1	200	White Bear Lake, MN
22.	Eric Boulton	LW	6-1	225	Halifax, N.S.
23.	David Clarkson	RW	6-1	200	Toronto, Ont.
24.	Bryce Salvador	D	6-3	215	Brandon, Man.
25.	Cam Janssen	RW	6-0	215	St. Louis, MO
26.	Patrik Elias (A)	C	6-1	195	Trebic, Czech Rep.
28.	Anton Volchenkov	D	6-1	225	Moscow, Rus.
29.	Mark Fayne	D	6-3	215	Nashua, NH
30.	Martin Brodeur	G	6-2	220	Montreal, Que.

President/CEO/General Manager: Lou Lamoriello

Head Coach: Peter DeBoer

Assistant Coaches: Larry Robinson, Adam Oates, Dave Barr

Goaltending Coach: Chris Terreri

Head Trainer: Richard Stinziano

Strength/Conditioning Coordinator: Michael Vasalani

Equipment Manager: Rich Matthews

Assistant Equipment Managers: Jason McGrath, Mike Thibault

Massage Therapist: Brian Smith

2011-12 NJD SEASON IN REVIEW

How They Were Built

SEASON	ENTRY DRAFTS	TRADES/WAIVERS	FREE AGENTS
1990-91 32-33-15, 79 Pts. 4th Place, Patrick Division	MARTIN BRODEUR (1st rd./20th overall)		
1991-92 38-31-11, 87 Pts. 4th Place, Patrick Division			
1992-93 40-37-7, 87 Pts. 4th Place, Patrick Division			
1993-94 47-25-12, 106 Pts. Eastern Conference Finalists			
1994-95 22-18-8, 52 Pts. STANLEY CUP CHAMPIONS	PATRIK ELIAS (2nd rd./51st overall)		
1995-96 37-33-12, 86 Pts. 6th Place, Atlantic Division			
1996-97 45-23-14, 104 Pts. Atlantic Division Champions			
1997-98 48-23-11, 107 Pts. Atlantic Division Champions			
1998-99 47-24-11, 105 Pts. Atlantic Division Champions			
1999-00 45-24-8-5, 103 Pts. STANLEY CUP CHAMPIONS			
2000-01 48-19-12-3, 111 Pts. Eastern Conference Champions			
2001-02 41-28-9-4, 95 Pts. 3rd Place, Atlantic Division			
2002-03 46-20-10-6, 108 Pts. STANLEY CUP CHAMPIONS			
2003-04 43-25-12-2, 100 Pts. 2nd Place, Atlantic Division	ZACH PARISE (1st rd./17th overall)		
2004-05	TRAVIS ZAJAC (1st rd./20th overall) NATHAN PERKOVICH (8th rd./250th overall)		
2005-06 46-27-9, 101 Pts. Atlantic Division Champions	JEFF FRAZEE (2nd rd./38th overall) MARK FAYNE (5th rd./155th overall)		DAVID CLARKSON (amateur f.a., 8/12/05) ANDY GREENE (amateur f.a., 4/4/06)
2006-07 49-24-9, 107 Pts. Atlantic Division Champions	MATTHEW CORRENTE (1st rd./30th overall) VLADIMIR ZHARKOV (3rd rd./77th overall)		
2007-08 46-29-7, 99 Pts. 2nd Place, Atlantic Division	MIKE HOFFEL (2nd rd./57th overall)	BRYCE SALVADOR (from StL., 2/26/08)	DAINIUS ZUBRUS (pro f.a., 7/3/07)
2008-09 51-27-4, 106 Pts. Atlantic Division Champions	MATTIAS TEDENBY (1st rd./24th overall) BRANDON BURLON (2nd rd./52nd overall) ADAM HENRIQUE (3rd rd./82nd overall) KORY NAGY (5th rd./142nd overall) HARRY YOUNG (7th rd./202nd overall) J.S. BERUBE (7th rd./205th overall)		BRAD MILLS (pro f.a., 7/17/08)
2009-10 48-27-7, 103 Pts. Atlantic Division Champions	JACOB JOSEFSON (1st rd./20th overall) ERIC GELINAS (2nd rd./54th overall) ALEXANDER URBOM (3rd rd./73rd overall)	TIM SESTITO (from Edm., 7/9/09) ILYA KOVALCHUK (from Atl., 2/4/10)	MATT TAORMINA (pro f.a., 2/25/10)
2010-11 38-39-5, 81 Pts. 4th Place, Atlantic Division	SCOTT WEDGEWOOD (3rd rd./84th overall) MAXIME CLERMONT (6th rd./174th overall)	JAY LEACH (from SJ, 2/9/11) STEVEN ZALEWSKI (from SJ, 2/9/11)	DAN KELLY (amateur f.a., 5/19/10) JOHAN HEDBERG (pro f.a., 7/1/10) HENRIK TALLINDER (pro f.a., 7/1/10) ANTON VOLCHENKOV (pro f.a., 7/1/10) CHAD WISEMAN (pro f.a., 7/28/10) STEPHEN GIONTA (pro f.a., 8/26/10) MIKE SISLO (amateur f.a., 4/6/11)
2011-12 48-28-6, 102 Pts. 4th Place, Atlantic Division	ADAM LARSSON (1st rd./4th overall) REID BOUCHER (4th rd./99th overall) REECE SCARLETT (6th rd./159th overall)	RYAN CARTER (waivers from Fla., 10/26/11) TIMO PIELMEIER (from Ana., 12/12/11) ALEXEI PONIKAROVSKY (from Car., 1/20/12) MAREK ZIDLICKY (from Min., 2/24/12)	KEITH KINKAID (amateur f.a., 4/18/11) MATT ANDERSON (pro f.a., 7/1/11) CAM JANSSEN (pro f.a., 7/14/11) ERIC BOULTON (pro f.a., 7/15/11) PETER HARROLD (pro f.a., 8/12/11) PETR SYKORA (pro f.a., 10/5/11) STEVE BERNIER (pro f.a., 1/30/12)
TOTALS: (52)	(24)	(9)	(19)

2011-12 NJD SEASON IN REVIEW

2011-12 NEW JERSEY DEVILS TRANSACTIONS

TRAINING CAMP

Date	Player	To/From
09/16	Training Camp starts	
<i>54 skaters + 6 goaltenders with Devils</i>		
09/24	Barnett (tryout)	To Kamloops, WHL
	Boucher	To Sarnia, OHL
	Nesbitt (tryout)	To Ottawa, OHL
	Scarlett	To Swift Current, WHL
	Wedgewood	To Plymouth, OHL
	Berube, Burlon,	To Albany, AHL
	Clermont, Gelines,	
	Hoeffel, Nagy,	
	Perkovich, Sislo,	
	Sova, Stoesz,	
	Whitney, Young,	
	D. Zajac	
<i>38 + 4 with Devils</i>		
10/01	Anderson, Frazee,	To Albany, AHL
	Gionta, Wiseman,	
	Zalewski	
<i>34 + 3 with Devils</i>		
10/03	Kinkaid, Taormina	To Albany, AHL
	Urbom	
	Corrente, Fraser,	Placed on waivers
	Harrold, Leach,	
	Pelley, Sestito,	
	Veilleux, Zharkov	
<i>31 + 2 with Devils</i>		
10/04	Fraser, Pelley	Cleared waivers
	Corrente, Harrold,	Cleared waivers/
	Leach, Sestito,	To Albany, AHL
	Veilleux, Zharkov	
	Steckel	Traded to Tor., NHL
<i>24 + 2 with Devils</i>		
10/05	Sykora	Signs
	Bernier (tryout)	Unsigned
	Stralman (tryout)	
	T. Zajac	Non-roster injured player
<i>21 + 2 with Devils</i>		

REGULAR-SEASON

Date	Player	To/From
10/14	Henrique	To Albany, AHL
<i>20 + 2 with Devils</i>		
10/15	Kinkaid	From Albany, AHL (emer.)
<i>20 + 3 with Devils</i>		
10/16	Kinkaid	To Albany, AHL
<i>20 + 2 with Devils</i>		
10/18	Kinkaid	From Albany, AHL
<i>20 + 3 with Devils</i>		
10/22	Brodeur	To Injured Reserve
	Henrique	From Albany, AHL
<i>21 + 2 with Devils</i>		

10/26	Carter	Claimed off waivers from Florida
	Josefson	To Injured Reserve
<i>21 + 2 with Devils</i>		
10/31	Kinkaid	To Albany, AHL
	Brodeur	From Injured Reserve
<i>21 + 2 with Devils</i>		
11/07	Boulton	To Injured Reserve
	Fraser	Placed on waivers
	Pelley	
<i>20 + 2 with Devils</i>		
11/08	Fraser	Cleared waivers
	Pelley	
<i>20 + 2 with Devils</i>		
11/11	Zharkov	From Albany, AHL
<i>21 + 2 with Devils</i>		
11/17	Zharkov	To Albany, AHL
<i>20 + 2 with Devils</i>		
11/22	Boulton	To Albany, AHL (cond.)
<i>20 + 2 with Devils</i>		
11/23	Sestito	From Albany, AHL
<i>21 + 2 with Devils</i>		
11/24	Palmieri	To Albany, AHL
<i>20 + 2 with Devils</i>		
11/28	Boulton	From Albany, AHL (cond.)
	Urbom	From Albany, AHL
<i>21 + 2 with Devils</i>		
11/29	Mills	Placed on waivers
	Urbom	To Albany, AHL
<i>20 + 2 with Devils</i>		
11/30	Mills	Cleared waivers/
	Boulton	To Albany, AHL
		From Injured Reserve
<i>20 + 2 with Devils</i>		
12/05	Palmieri	From Albany, AHL
<i>21 + 2 with Devils</i>		
12/09	Greene	To Injured Reserve
	Janssen	
	Taormina	From Albany, AHL
	Urbom	
<i>21 + 2 with Devils</i>		
12/12	Volchenkov	To Injured Reserve
	Janssen	From Injured Reserve
	Fraser	To Anaheim, NHL
	Pelley	
	Foster	From Anaheim, NHL
	Pielmeier	
<i>20 + 2 with Devils</i>		
12/13	Palmieri	To Albany, AHL
<i>19 + 2 with Devils</i>		
12/16	Volchenkov	From Injured Reserve
	T. Zajac	From Injured/Non-roster
<i>21 + 2 with Devils</i>		
12/29	Urbom	To Albany, AHL
<i>20 + 2 with Devils</i>		

2011-12 NJD SEASON IN REVIEW

01/04 Zalewski <i>21 + 2 with Devils</i>	From Albany, AHL	02/09 Frazee <i>20 + 3 with Devils</i>	From Albany, AHL (emer.)
01/07 Volchenkov Palmieri <i>21 + 2 with Devils</i>	To Injured Reserve From Albany, AHL	02/10 Carter <i>19 + 3 with Devils</i>	To Injured Reserve
01/08 Sestito <i>21 + 2 with Devils</i>	Placed on waivers	02/12 Frazee <i>19 + 2 with Devils</i>	To Albany, AHL
01/10 Sestito	Cleared waivers/ To Albany, AHL	02/14 Palmieri Veilleux <i>21 + 2 with Devils</i>	From Albany, AHL
Josefson Volchenkov <i>20 + 2 with Devils</i>	To Albany, AHL From Injured Reserve	02/18 Larsson Harrold <i>21 + 2 with Devils</i>	To Injured Reserve From Albany, AHL
01/14 Zajac <i>19 + 2 with Devils</i>	To Injured Reserve	02/24 Veilleux Carter Foster Palmieri Veilleux Zidlicky <i>20 + 2 with Devils</i>	To Albany, AHL From Injured Reserve To Minnesota, NHL From Minnesota, NHL
01/16 Palmieri <i>18 + 2 with Devils</i>	To Albany, AHL	02/25 Harrold Boulton <i>19 + 2 with Devils</i>	To Albany, AHL Placed on waivers
01/17 Josefson Mills <i>20 + 2 with Devils</i>	From Albany, AHL	02/26 Larsson <i>20 + 2 with Devils</i>	From Injured Reserve
01/20 Sova Ponikarovsky <i>21 + 2 with Devils</i>	To Carolina, NHL From Carolina, NHL	02/27 Boulton <i>20 + 2 with Devils</i>	Clears Waivers
01/21 Tedenby <i>20 + 2 with Devils</i>	To Albany, AHL	03/06 Mills Mills <i>20 + 2 with Devils</i>	From Albany, AHL To Albany, AHL
01/22 Zalewski <i>19 + 2 with Devils</i>	To Albany, AHL	03/19 Wedgewood <i>20 + 2 with Devils</i>	Signs From Injured Reserve
01/23 Harrold <i>20 + 2 with Devils</i>	From Albany, AHL	03/25 Zajac <i>21 + 2 with Devils</i>	From Albany, AHL
01/25 Harrold <i>19 + 2 with Devils</i>	To Albany, AHL	03/26 Harrold <i>22 + 2 with Devils</i>	To Albany, AHL
01/26 Josefson Taormina <i>17 + 2 with Devils</i>	To Albany, AHL	03/30 Taormina <i>21 + 2 with Devils</i>	From Albany, AHL (emer.) To Albany, AHL
01/30 Bernier Josefson Taormina Tallinder <i>19 + 2 with Devils</i>	Signs/from Albany, AHL From Albany, AHL To Injured Reserve	04/04 Gionta Gionta <i>21 + 2 with Devils</i>	From Albany, AHL (emer.) To Albany, AHL
01/31 Greene <i>20 + 2 with Devils</i>	From Injured Reserve	04/06 Gionta <i>22 + 2 with Devils</i>	From Albany, AHL
02/04 Harrold <i>21 + 2 with Devils</i>	From Albany, AHL		
02/05 Harrold Henrique <i>21 + 2 with Devils</i>	To Albany, AHL From Injured Reserve		
02/07 Mills <i>20 + 2 with Devils</i>	To Albany, AHL		

2011-12 NJD SEASON IN REVIEW

SCORING & SCHEDULE BREAKDOWN

PLAYER	HOME (41 Games) 24-13-4=52				ROAD (41 Games) 24-15-2=50				ATLANTIC DIVISION (24 Games) 13-11-0=2				POWER PLAY (82 Games) 48-28-6=102		
	GP	G	A	PTS	GP	G	A	PT	GP	G	A	PTS	G	A	PTS
1 Johan Hedberg	9	0	0	0	18	0	0	0	6	0	0	0	0	0	0
2 Marek Zidlicky	11	1	4	5	11	1	2	3	11	1	5	6	2	3	5
2 Kurtis Foster	16	0	4	4	12	3	5	8	8	2	1	3	2	8	10
2 Mark Fraser	3	0	0	0	1	0	0	0	1	0	0	0	0	0	0
5 Adam Larsson	32	2	9	11	33	0	7	7	20	1	3	4	0	4	4
6 Andy Greene	27	1	8	9	29	0	7	7	18	1	4	5	0	1	1
7 Henrik Tallinder	16	0	2	2	23	0	4	4	7	0	0	0	0	1	1
8 Dainius Zubrus	41	7	16	23	41	10	11	21	24	3	4	7	4	3	7
9 Zach Parise	41	16	23	39	41	15	15	30	24	7	12	19	7	7	14
10 Peter Harrold	6	0	1	1	5	0	1	1	2	0	0	0	0	1	1
10 Nick Palmieri	12	1	3	4	17	3	0	3	4	0	0	0	0	0	0
10 Steve Zalewski	3	0	0	0	4	0	0	0	1	0	0	0	0	0	0
10 Rod Pelley	4	0	0	0	3	0	0	0	1	0	0	0	0	0	0
11 Stephen Gionta	1	1	0	1	0	0	0	0	0	0	0	0	0	0	0
11 Stephane Veilleux	0	0	0	0	1	0	0	0	0	0	0	0	0	0	0
11 Brad Mills	14	0	1	1	13	0	0	0	9	0	0	0	0	0	0
12 Alexei Ponikarovsky	19	4	8	12	14	3	3	6	14	1	4	5	0	0	0
14 Adam Henrique	36	10	13	23	38	6	22	28	22	3	7	10	0	8	8
15 Petr Sykora	41	10	10	20	41	11	13	24	24	3	4	7	4	2	6
16 Jacob Josefson	25	2	3	5	16	0	4	4	17	0	4	4	0	0	0
17 Ilya Kovalchuk	38	20	24	44	39	17	22	39	24	12	18	30	10	19	29
18 Steve Bernier	17	1	3	4	15	0	2	2	13	0	2	2	0	0	0
18 Tim Sestito	10	0	0	0	8	0	0	0	4	0	0	0	0	0	0
18 Vladimir Zharkov	1	0	0	0	3	0	0	0	0	0	0	0	0	0	0
19 Travis Zajac	9	2	1	3	6	0	3	3	4	2	1	3	1	0	1
20 Ryan Carter	32	1	3	4	33	3	1	4	19	1	1	2	0	0	0
21 Mattias Tedenby	19	1	2	3	24	0	3	3	8	0	0	0	0	0	0
22 Eric Boulton	25	0	0	0	26	0	0	0	17	0	0	0	0	0	0
23 David Clarkson	39	14	9	23	41	16	7	23	23	8	4	12	8	8	16
24 Bryce Salvador	41	0	5	5	41	0	4	4	24	0	1	1	0	0	0
25 Cam Janssen	23	0	1	1	25	0	0	0	12	0	0	0	0	0	0
26 Patrik Elias	40	13	30	43	41	13	22	35	23	6	14	20	8	21	29
28 Anton Volchenkov	36	2	3	5	36	0	6	6	22	2	2	4	0	0	0
29 Mark Fayne	41	1	7	8	41	3	6	9	24	0	2	2	0	2	2
30 Martin Brodeur	35	0	2	2	24	0	2	2	18	0	1	1	0	1	1
31 Jeff Frazee	0	0	0	0	0	0	0	0	0	0	0	0	0	0	0
32 Matt Taormina	16	0	4	4	14	1	2	3	8	0	1	1	0	1	1
33 Alexander Urbom	3	1	0	1	2	0	0	0	0	0	0	0	0	0	0
35 Keith Kinkaid	0	0	0	0	0	0	0	0	0	0	0	0	0	0	0

SHORTHANDLED POINTS: A. Henrique (4g-3a-7pts); Z. Parise (3g-4a-7); I. Kovalchuk (3-2-5); D. Zubrus (3-2-5); P. Elias (2-2-4); M. Fayne (0-1-1); A. Larsson (0-1-1); B. Salvador (0-1-1); A. Volchenkov (0-1-1).

GAME-WINNING POINTS: P. Elias (3g-16a-19pts); I. Kovalchuk (5-9-14); P. Sykora (6-5-11); Z. Parise (3-8-11); D. Clarkson (7-1-8); A. Henrique (3-5-8); D. Zubrus (2-3-5); A. Ponikarovsky (2-1-3); M. Fayne (1-2-3); M. Zidlicky (1-2-3); A. Larsson (0-3-3); A. Volchenkov (1-1-2); S. Bernier (0-2-2); J. Josefson (0-2-2); S. Gionta; (1-0-1); T. Zajac (1-0-1); R. Carter (0-1-1); K. Foster (0-1-1); A. Greene (0-1-1); C. Janssen (0-1-1); N. Palmieri (0-1-1); B. Salvador (0-1-1); M. Taormina (0-1-1); H. Tallinder (0-1-1).

OVERTIME POINTS: A. Henrique (1g-1a-2pts); Z. Parise (1-1-2); I. Kovalchuk (0-2-2); D. Clarkson (1-0-1); M. Fayne (1-0-1); P. Elias (0-1-1); A. Larsson (0-1-1); D. Zubrus (0-1-1).

GAME-DECIDING GOALS: I. Kovalchuk (7); P. Elias (2); D. Clarkson (1); A. Henrique (1); T. Zajac (1).

2011-12 NJD SEASON IN REVIEW

SCORING & SCHEDULE BREAKDOWN

GOALTENDER	HOME (41 Games) 24-13-4=52							ROAD (41 Games) 24-15-2=50							ATLANTIC DIV. (24 Games) 13-11-0=26						
	GP	MINS	W	L	OT	SO	GAA	GP	MINS	W	L	OT	SO	GAA	GP	MINS	W	L	OT	SO	GAA
1 Johan Hedberg	8	459:26	6	0	2	0	2.09	19	1131:25	11	7	0	4	2.28	6	364:56	5	1	0	1	2.14
30 Martin Brodeur	35	2046:34	18	13	2	1	2.40	24	1345:55	13	8	2	2	2.41	18	1076:10	8	10	0	1	2.17
35 Keith Kinkaid	0	00:00	0	0	0	0	0.00	0	00:00	0	0	0	0	0.00	0	00:00	0	0	0	0	0.00

	W-L-OT	PTS	HOME		W-L-OT	PTS	HOME
October	4-4-1	9	2-1-1	Sunday	3-3-0	6	2-1-0
November	8-6-0	16	3-3-0	Monday	3-4-1	7	1-0-0
December	9-5-0	18	5-2-0	Tuesday	12-4-1	25	6-1-1
January	6-4-2	14	3-3-1	Wednesday	4-3-0	8	2-2-0
February	8-4-1	17	3-3-1	Thursday	8-2-2	18	6-1-1
March	10-5-2	22	6-1-1	Friday	6-3-2	14	3-2-2
April	3-0-0	6	2-0-0	Saturday	12-9-0	24	3-6-0
Night Games	41-20-6	88	20-6-4	Matinee Games	7-7-0	14	4-6-0

2011-12 NJD SEASON IN REVIEW

2011-12 NEW JERSEY DEVILS FINAL STATISTICS

(48-28-6, 102 PTS, 4TH PLACE ATLANTIC DIVISION/6TH PLACE EASTERN CONFERENCE)

POS	NO.	PLAYER	GP	G	A	PTS	+/-	PIM	PP	SH	GW	S	PCTG		
L	17	ILYA KOVALCHUK	77	37	46	83	9-	33	10	3	5	310	11.9		
C	26	PATRIK ELIAS	81	26	52	78	8-	16	8	2	3	164	15.9		
L	9	ZACH PARISE	82	31	38	69	5-	32	7	3	3	293	10.6		
C	14	*ADAM HENRIQUE	74	16	35	51	8	7	0	4	3	130	12.3		
R	23	DAVID CLARKSON	80	30	16	46	8-	138	8	0	7	228	13.2		
R	15	PETR SYKORA	82	21	23	44	4	40	4	0	6	170	12.4		
R	8	DAINIUS ZUBRUS	82	17	27	44	7	34	4	3	2	109	15.6		
L	12	A. PONIKAROVSKY	CAR 49	7	8	15	12-	26	4	0	0	98	7.1		
			NJ 33	7	11	18	9	8	0	0	2	58	12.1		
		TOTAL	82	14	19	33	3-	34	4	0	2	156	9.0		
D	2	MAREK ZIDLICKY	MIN 41	0	14	14	6-	24	0	0	0	50	.0		
			NJ 22	2	6	8	0	10	2	0	1	20	10.0		
		TOTAL	63	2	20	22	6-	34	2	0	1	70	2.9		
D	5	*ADAM LARSSON	65	2	16	18	7-	20	0	0	0	68	2.9		
D	29	MARK FAYNE	82	4	13	17	4-	26	0	0	1	94	4.3		
D	6	ANDY GREENE	56	1	15	16	3	16	0	0	0	53	1.9		
D	2	KURTIS FOSTER	NJ 28	3	9	12	9-	23	0	0	0	54	5.6		
D	28	ANTON VOLCHENKOV	72	2	9	11	3	34	0	0	1	63	3.2		
C	16	JACOB JOSEFSON	41	2	7	9	10	6	0	0	0	37	5.4		
D	24	BRYCE SALVADOR	82	0	9	9	18	66	0	0	0	52	.0		
C	20	RYAN CARTER	FLA 7	0	0	0	1-	6	0	0	0	3	.0		
			NJ 65	4	4	8	12-	84	0	0	0	47	8.5		
		TOTAL	72	4	4	8	13-	90	0	0	0	50	8.0		
R	10	NICK PALMIERI	NJ 29	4	3	7	7-	12	0	0	0	42	9.5		
D	32	*MATT TAORMINA	30	1	6	7	6	4	0	0	0	33	3.0		
C	19	TRAVIS ZAJAC	15	2	4	6	3-	4	1	0	1	25	8.0		
R	18	STEVE BERNIER	32	1	5	6	6	16	0	0	0	23	4.3		
L	21	MATTIAS TEDENBY	43	1	5	6	15-	16	0	0	0	46	2.2		
D	7	HENRIK TALLINDER	39	0	6	6	11-	16	0	0	0	43	.0		
D	10	PETER HARROLD	11	0	2	2	0	0	0	0	0	11	.0		
R	11	STEPHEN GIONTA	1	1	0	1	1	0	0	0	1	2	50.0		
D	33	*ALEXANDER URBOM	5	1	0	1	1	9	0	0	0	3	33.3		
C	11	BRAD MILLS	27	0	1	1	10-	32	0	0	0	18	.0		
R	25	CAM JANSSEN	48	0	1	1	8-	75	0	0	0	17	.0		
L	11	STEPHANE VEILLEUX	NJ 1	0	0	0	0	0	0	0	0	0	.0		
D	2	MARK FRASER	NJ 4	0	0	0	2-	14	0	0	0	0	.0		
R	18	VLADIMIR ZHARKOV	4	0	0	0	2-	0	0	0	0	0	.0		
C	14	ROD PELLEY	NJ 7	0	0	0	0	7	0	0	0	3	.0		
C	10	*STEVEN ZALEWSKI	7	0	0	0	2-	0	0	0	0	6	.0		
C	18	TIM SESTITO	18	0	0	0	5-	7	0	0	0	6	.0		
L	22	ERIC BOULTON	51	0	0	0	12-	115	0	0	0	25	.0		
SW#	GOALTENDER	GPI	MINS	AVG	W	L	OT	EN	SO	GA	SA	SV %	G	A	PIM
1	JOHAN HEDBERG	27	1591	2.23	17	7	2	3	4	59	718	.918	0	0	2
30	MARTIN BRODEUR	59	3392	2.41	31	21	4	7	3	136	1472	.908	0	4	2
NJ	GOALTENDING TOTALS	82	5014	2.45	48	28	6	10	7	205	2199	.907			

* Indicates rookie

2011-12 NJD SEASON IN REVIEW

2011-12 NEW JERSEY DEVILS MANAGEMENT

LOU LAMORIELLO – PRESIDENT/CEO/GENERAL MANAGER

In his 25th NHL season as Devils' president/CEO/general manager...Assumed role of head coach, April 2, 2007 through post-season...Also served as coach from December 19, 2005 through end of 2006 playoffs; led club to 32-14-4=68pt (.680) mark and first-place finish...Served as CEO of New Jersey Nets for two-plus seasons from 2001-02 until sale of the team in 2004; franchise made consecutive NBA Finals' appearances following the 2002 and 2003 seasons...Inducted into Hockey Hall of Fame in the Builder Category, November 9, 2009...Has created lasting impact with dynamic, disciplined, progressive style of management and leadership at club's helm...Permeates organization with perpetually optimistic, full-speed ahead approach...Has overall authority regarding all hockey and business operations...His careful construction of Devils through the draft, trades, and free agent acquisitions led team to Stanley Cup Championships in the 2002-03, 1999-00, and 1994-95 seasons...Club's record was 1007-695-226 (.586) during the regular-season and 122-106 (.535) in the post-season through his first 25 years...Total includes 13 100-point seasons, four Eastern Conference and nine Atlantic Division regular-season championships over the past 17 seasons...At 396-275-110 (.577) in the 1990's and 422-223-95 (.634) in the 2000's, team owned NHL's second-best record during each of the last two decades...Also oversees player personnel of organization's development team in Albany (AHL); led team to 1994-95 Calder Cup Championship...Organization was first since 1976-77 to win dual NHL/AHL championships the same season...A member of the NHL Board of Governors' Executive Committee...Served as general manager of Team USA for 1998 Winter Olympic Games...Also GM for Team USA during first-ever World Cup tourney, summer 1996, as USA captured championship...Exhibited his typical tenacious work ethic in ground-breaking efforts to land Soviet talent, 1989...Named club's second president April 30, 1987; assumed dual role as president/GM prior to 1987-88 training camp...A proven winner, spent two decades as guiding force behind Providence College's hockey success before arriving on the professional sports scene...Left post as athletic director at P.C. to join the Devils after holding that position for five years...Served as hockey coach for 15 seasons, compiling impressive .578 winning percentage (248-179-13) while guiding Friars to 12 post-season tournaments in a row, including 1983 Final Four in his final season...During last five seasons (1978-83) of coaching, compiled a record of 107-58-4 and had more players drafted by the National Hockey League after entering college than any other college team during those years...Helped propel numerous players and administrators toward NHL careers during his tenure at Providence...Was one of five founders of Hockey East Association; served as commissioner of seven-team league from 1983-87, which became one of the most prestigious hockey conferences in the country under his direction...The Lamoriello Cup/Trophy has served as Hockey East's championship award since 1989...Oversaw Providence College's rise to national basketball prominence, hiring current University of Louisville Head Coach Rick Pitino to coach the Friars...Captained both hockey and baseball teams while an undergraduate...Served as member of Big East Conference Television Committee, and NCAA Professional Sports Committee...Was responsible for administration of 22 varsity teams and for the operation of all athletic facilities as athletic director...Played, coached and managed in the prestigious Cape Cod Baseball League and at Thetford Mines of the Quebec Provincial League...Selected for induction into Cape Cod Baseball League Hall of Fame class of 2009...Has served on the board of directors of the Yogi Berra Museum since 2006...A member of the board of Yankee Global Enterprises since 2004...Inducted into the Rhode Island Heritage Hall of Fame in 2004; also inducted into LaSalle Academy (RI) Hall of Fame the same year...Recipient of Ellis Island Medal of Honor, May 2003...Inducted into the Sports Hall of Fame of New Jersey, 2002...Received honorary doctorate degree from Providence College, 2001...Named recipient of 2000 Unico National's Vincent T. Lombardi Award for professional sports achievement...Received 1992 Lester Patrick Trophy in recognition for service to hockey in the United States...Inducted into P.C. Athletic Hall of Fame in 1982...Has three adult children, Christopher, Heidi and Tim, and five grandchildren, Mary Anastasia, Anastasia Carina, Gabrielle Rose, Jack William and Carina Mary.

PLAYING RECORD

YEAR	TEAM	LEAGUE	GP	REGULAR SEASON				PLAYOFFS				
				G	A	PTS	PIM	GP	G	A	PTS	PIM
1960-61	Providence	ECAC	20	11	9	20	-	-	-	-	-	-
1961-62	Providence	ECAC	21	26	26	52	-	-	-	-	-	-
1962-63	Providence	ECAC	23	21	25	46	-	-	-	-	-	-
	PROVIDENCE TOTALS		64	58	60	118	-	-	-	-	-	-

2011-12 NJD SEASON IN REVIEW

COACHING RECORD

YEAR	TEAM	LEAGUE	REGULAR SEASON						PLAYOFFS			
			GC	W	L	O/T	PTS	PCG	GC	W	L	PCT
1968-69	Providence	ECAC	21	7	14	0	-	.333	-	-	-	-
1969-70	Providence	ECAC	25	11	12	2	-	.480	-	-	-	-
1970-71	Providence	ECAC	28	17	11	0	-	.607	-	-	-	-
1971-72	Providence	ECAC	24	14	9	1	-	.604	-	-	-	-
1972-73	Providence	ECAC	25	11	14	0	-	.440	-	-	-	-
1973-74	Providence	ECAC	26	14	11	1	-	.558	-	-	-	-
1974-75	Providence	ECAC	27	19	7	1	-	.722	-	-	-	-
1975-76	Providence	ECAC	31	14	15	2	-	.484	-	-	-	-
1976-77	Providence	ECAC	30	17	13	0	-	.567	-	-	-	-
1977-78	Providence	ECAC	34	17	15	2	-	.529	-	-	-	-
1978-79	Providence	ECAC	28	16	10	2	-	.607	-	-	-	-
1979-80	Providence	ECAC	32	21	11	0	-	.656	-	-	-	-
1980-81	Providence	ECAC	33	17	15	1	-	.530	-	-	-	-
1981-82	Providence	ECAC	33	20	12	1	-	.621	-	-	-	-
1982-83	Providence*	ECAC	43	33	10	0	-	.767	-	-	-	-
2005-06	DEVILS	NHL	50	32	14	4	68	.680	9	5	4	.556
2006-07	DEVILS	NHL	3	2	0	1	5	.833	11	5	6	.455
DEVILS TOTALS			53	34	14	5	73	.689	20	10	10	.500
PROVIDENCE TOTALS			440	248	179	13	-	.578	-	-	-	-

* Served as Athletic Director and Coach: 1982-83
 ECAC Finalist: 1977-78, 1982-83 • ECAC Playoff Champions: 1980-81
 NCAA Tournament: 1980-81 • NCAA Final Four: 1982-83

ADMINISTRATION

YEAR	TEAM	POSITION
1982-83	Providence	Athletic Director/Coach
1983-84	Providence	Athletic Director
1984-85	Providence	Athletic Director/Hockey East Commissioner
1985-86	Providence	Athletic Director/Hockey East Commissioner
1986-87	Providence	Athletic Director/Hockey East Commissioner

GENERAL MANAGER

YEAR	TEAM	LEAGUE	REGULAR SEASON						PLAYOFFS			
			GC	W	L	O/T	PTS	PCT	GC	W	L	PCT
1987-88	DEVILS	NHL	80	38	36	6	82	.513	20	11	9	.550
1988-89	DEVILS	NHL	80	27	41	12	66	.413	-	-	-	-
1989-90	DEVILS	NHL	80	37	34	9	83	.519	6	2	4	.333
1990-91	DEVILS	NHL	80	32	33	15	79	.494	7	3	4	.429
1991-92	DEVILS	NHL	80	38	31	11	87	.544	7	3	4	.429
1992-93	DEVILS	NHL	84	40	37	7	87	.518	5	1	4	.200
1993-94	DEVILS	NHL	84	47	25	12	106	.631	20	11	9	.550
1994-95	DEVILS	NHL	48	22	18	8	52	.545	20	16	4	.800
1995-96	DEVILS	NHL	82	37	33	12	86	.524	-	-	-	-
1996-97	DEVILS*	NHL	82	45	23	14	104	.634	10	5	5	.500
1997-98	DEVILS**	NHL	82	48	23	11	107	.652	6	2	4	.333
1998-99	DEVILS	NHL	82	47	24	11	105	.640	7	3	4	.429
1999-00	DEVILS	NHL	82	45	29	8	103	.628	23	16	7	.696
2000-01	DEVILS	NHL	82	48	22	12	111	.677	25	15	10	.600
2001-02	DEVILS	NHL	82	41	32	9	95	.579	6	2	4	.333
2002-03	DEVILS	NHL	82	46	26	10	108	.659	24	16	8	.667
2003-04	DEVILS	NHL	82	43	27	12	100	.610	5	1	4	.200
2005-06	DEVILS	NHL	82	46	27	9	101	.616	9	5	4	.556
2006-07	DEVILS	NHL	82	49	24	9	107	.652	11	5	6	.455
2007-08	DEVILS	NHL	82	46	29	7	99	.604	5	1	4	.200
2008-09	DEVILS	NHL	82	51	27	4	106	.646	7	3	4	.429
2009-10	DEVILS	NHL	82	48	27	7	103	.628	5	1	4	.200
2010-11	DEVILS	NHL	82	38	39	5	81	.494	-	-	-	-
2011-12	DEVILS	NHL	82	48	28	6	102	.622	-	-	-	-
DEVILS TOTALS			1928	1007	695	226	2260	.586	228	122	106	.535

OVERALL RECORD: 1129-801-226 (.581)

Patrick Division Playoff Champions: 1987-88
 Eastern Conference Finalists: 1993-94
 Stanley Cup Champions: 1994-95, 1999-00, 2002-03
 Eastern Conference Champions: 1994-95, 1999-00, 2000-01, 2002-03
 * World Cup of Hockey Gold Medal: 1996
 Eastern Conference Regular-Season Champions: 1996-97, 1997-98, 1998-99, 2000-01
 Atlantic Division Champions: 1996-97, 1997-98, 1998-99, 2000-01, 2002-03, 2005-06, 2006-07, 2008-09, 2009-10
 **1998 United States Olympic Team
 Inducted into Hockey Hall of Fame: 2009

2011-12 NJD SEASON IN REVIEW

2011-12 NEW JERSEY DEVILS COACHING STAFF BIOGRAPHIES

PETER DEBOER – HEAD COACH

Introduced as Devils' head coach July 19, 2011...Spent the previous three seasons as head coach with Florida after being named to position June 13, 2008...Compiled a 103-107-36 mark behind the Panthers' bench, and led the team to its then-second-best finish ever at 41-30-11=93pts in 2008-09...Served as a head coach for 17 consecutive seasons, including 13 years in the Ontario Hockey League with Kitchener (2001-08), Plymouth (1997-2001), and Detroit (1995-97)...During his seven seasons with the OHL Rangers, compiled 297 wins and a .676 winning percentage, while leading the club to the 2003 Memorial Cup Championship and 2008 OHL Championship...Led the Whalers to the league's best record in both 1998-99 and 1999-00, and the Rangers to the best record in 2002-03 and 2007-08...Named OHL's Coach of the Year in 1999 and 2000, while also being honored as the Canadian Hockey League's Coach of the Year in 2000...Totaled 539 victories overall as an OHL coach, and in 2007 became one of just six coaches in league history to reach the 500-wins mark...Began his coaching career in 1994-95 as an assistant with the OHL's Detroit Junior Red Wings...Served as an assistant coach for Team Canada at the 2010 World Championships in Mannheim and Gelsenkirchen, Germany...Also a member of the coaching staff for Gold Medal-winning Team Canada at the 2005 World Junior Championships and served as an assistant coach at the 1998 World Junior tourney...Part of the coaching staff for the 2007 Canada-Russia Super Series...A center, was selected by Toronto in the 12th round, 237th overall, of the 1988 NHL Entry Draft and played professionally for two seasons with the International Hockey League's Milwaukee Admirals...Holds a law degree from the University of Windsor/University of Detroit...Born June, 13 1968 in Dunnville, Ont. and played four seasons at Windsor (OHL)...He and his wife, Susan, have one daughter, Abigail, and two sons, Jack and Matthew.

COACHING RECORD

YEAR	TEAM	LEAGUE	REGULAR SEASON						PLAYOFFS			
			GC	W	L	O/T	PTS	PCG	GC	W	L	PCT
1995-96	Detroit	OHL	66	40	22	4	84	.636	17	9	8	.529
1996-97	Detroit	OHL	66	26	34	6	58	.439	5	1	4	.200
1997-98	Plymouth	OHL	66	37	19	10	84	.636	15	8	7	.533
1998-99	Plymouth	OHL	68	51	11	6	108	.794	11	7	4	.636
1999-00	Plymouth	OHL	68	45	18	5	95	.699	23	15	8	.652
2000-01	Plymouth	OHL	68	43	15	10	96	.706	19	14	5	.737
2001-02	Kitchener	OHL	68	35	22	11	81	.596	4	0	4	.000
2002-03	Kitchener	OHL	68	46	14	8	100	.735	21	16	5	.762
2003-04	Kitchener	OHL	68	34	26	8	76	.559	5	1	4	.200
2004-05	Kitchener	OHL	68	35	20	13	83	.610	15	9	6	.600
2005-06	Kitchener	OHL	68	47	19	2	96	.706	5	1	4	.200
2006-07	Kitchener	OHL	68	47	17	4	98	.721	9	5	4	.556
2007-08	Kitchener	OHL	68	53	11	4	110	.809	20	16	4	.800
2008-09	Florida	NHL	82	41	30	11	93	.567	-	-	-	-
2009-10	Florida	NHL	82	32	37	13	77	.470	-	-	-	-
2010-11	Florida	NHL	82	30	40	12	72	.439	-	-	-	-
2011-12	DEVILS	NHL	82	48	28	6	102	.622	-	-	-	-
	OHL TOTALS		878	539	248	91	1169	.666	169	102	67	.604
	DEVILS TOTALS		82	48	28	6	102	.622	-	-	-	-
	NHL TOTALS		328	151	135	42	344	.524	-	-	-	-

Won Matt Leyden Trophy (OHL Coach of the Year)(1999, 2000) • CHL Coach of the Year (2000)

PLAYING RECORD

YEAR	TEAM	LEAGUE	REGULAR SEASON					PLAYOFFS				
			GP	G	A	PTS	PIM	GP	G	A	PTS	PIM
1985-86	Windsor	OHL	55	3	6	9	20	11	1	0	1	0
1986-87	Windsor	OHL	52	13	17	30	37	14	4	9	13	16
1987-88	Windsor	OHL	54	23	18	41	41	12	4	4	8	14
1988-89	Windsor	OHL	65	45	46	91	40	4	2	3	5	0
	Milwaukee	IHL	2	0	1	1	0	1	0	2	2	2
1989-90	Milwaukee	IHL	67	21	19	40	16	6	0	3	3	4
1990-91	Milwaukee	IHL	82	27	34	61	34	6	1	3	4	0

2011-12 NJD SEASON IN REVIEW

LARRY ROBINSON – ASSISTANT COACH

In his 15th season with Devils' organization; named to current post June 17, 2010...Previously spent time as head coach, assistant coach and special assignment coach...Served as head coach July 14-December 19, 2005 and March 23, 2000-January 28, 2002...Was just third coach in NHL history to take over a team in mid-season and win a Stanley Cup...Served as assistant coach for World All-Star Team, 2001...Re-joined club May 26, 1999 after spending the previous four seasons as head coach with Los Angeles...Compiled a 122-161-45 (.441) mark behind the Kings' bench after being named to that position July 26, 1995...Spent three-plus seasons as an assistant coach with the Devils, including the 1995 Stanley Cup Championship team, marking his first career coaching assignment...Joined New Jersey for first time June 30, 1993, after a one-year absence from hockey...Inducted into Hockey Hall of Fame, November 1995; professional playing career spanned 21 years, including 20 NHL seasons...Retired as an active player at conclusion of the 1991-92 season following a record-setting career...Among other accomplishments, was a member of six Stanley Cup Championship teams with the Montreal Canadiens; his no. 19 was retired by club November 19, 2007...Two-time recipient of the Norris Trophy as NHL's best defenseman (1977, 1980)...Named to the NHL First All-Star Team three times, NHL Second All-Star Team three times, and made ten All-Star Game appearances...His 20 playoff seasons are tied for the third most in NHL history, while his 227 post-season games played is eighth in league history; never missed the post-season during his entire pro career...Spent his first full pro season (1971-72) and part of the next with the Nova Scotia Voyageurs (AHL) before arriving in the NHL for good...Spent first 17 seasons of his NHL career with Montreal before signing as a free agent with the Kings, July 25, 1989...Spent final three years of playing career with Los Angeles...Among defensemen in NHL history, his games-played total ranks 13th, assist/point totals ninth...Career plus-730 mark is first among all players in NHL history...Inducted into Canada's Sports Hall of Fame, November 2004...Is a polo enthusiast, owns several polo ponies...Born June 2, 1951 in Winchester, Ont...Larry and his wife, Jeannette, have a son, Jeffrey, daughter, Rachelle and three grandchildren.

COACHING RECORD

YEAR	TEAM	LEAGUE	REGULAR SEASON					PLAYOFFS				
			GC	W	L	O/T	PTS	PCT	GC	W	L	PCT
1995-96	Los Angeles	NHL	82	24	40	18	66	.402	-	-	-	-
1996-97	Los Angeles	NHL	82	28	48	11	67	.409	-	-	-	-
1997-98	Los Angeles	NHL	82	38	33	11	87	.530	4	0	4	.000
1998-99	Los Angeles	NHL	82	32	45	5	69	.421	-	-	-	-
1999-00	DEVILS	NHL	8	4	4	0	8	.500	23	16	7	.696
2000-01	DEVILS	NHL	82	48	22	12	111	.677	25	15	10	.600
2001-02	DEVILS	NHL	51	21	23	7	52	.510	-	-	-	-
2005-06	DEVILS	NHL	32	14	13	5	33	.516	-	-	-	-
	DEVILS TOTALS		173	87	62	24	204	.590	48	31	17	.646
	NHL TOTALS		501	209	223	69	493	.492	52	31	21	.596

NHL PLAYING RECORD

YEAR	TEAM	LEAGUE	REGULAR SEASON				PLAYOFFS					
			GP	G	A	PTS	PIM	GP	G	A	PTS	PIM
1972-73	Montreal	NHL	36	2	4	6	20	11	1	4	5	9
1973-74	Montreal	NHL	78	6	20	26	66	6	0	1	1	26
1974-75	Montreal	NHL	80	14	47	61	76	11	0	4	4	27
1975-76	Montreal	NHL	80	10	30	40	59	13	3	3	6	10
1976-77	Montreal	NHL	77	19	66	85	45	14	2	10	12	12
1977-78	Montreal	NHL	80	13	52	65	39	15	4	*17	*21	6
1978-79	Montreal	NHL	67	16	45	61	33	16	6	9	15	8
1979-80	Montreal	NHL	72	14	61	75	39	10	0	4	4	2
1980-81	Montreal	NHL	65	12	38	50	37	3	0	1	1	2
1981-82	Montreal	NHL	71	12	47	59	41	5	0	1	1	8
1982-83	Montreal	NHL	71	14	49	63	33	3	0	0	0	2
1983-84	Montreal	NHL	74	9	34	43	39	15	0	5	5	22
1984-85	Montreal	NHL	76	14	33	47	44	12	3	8	11	8
1985-86	Montreal	NHL	78	19	63	82	39	20	0	13	13	22
1986-87	Montreal	NHL	70	13	37	50	44	17	3	17	20	6
1987-88	Montreal	NHL	53	6	34	40	30	11	1	4	5	4
1988-89	Montreal	NHL	74	4	26	30	22	21	2	8	10	12
1989-90	Los Angeles	NHL	64	7	32	39	34	10	2	3	5	10
1990-91	Los Angeles	NHL	62	1	22	23	16	12	1	4	5	15
1991-92	Los Angeles	NHL	56	3	10	13	37	2	0	0	0	0
	NHL TOTALS		1384	208	750	958	793	227	28	116	144	211

Won James Norris Memorial Trophy (Top NHL Defenseman) (1977, 1980) • NHL First All-Star Team (1977, 1979, 1980) • NHL Plus/Minus Leader (1977) • Won Conn Smythe Trophy (MVP in Playoffs) (1978) • NHL Second All-Star Team (1978, 1981, 1986) Played in NHL All-Star Game (1974, 1976 to 1978, 1980, 1982, 1986, 1988, 1989, 1992) • WEC-A All-Star Team (1981) • WEC-A Best Defenseman (1981) • Inducted into Hockey Hall of Fame (1995)

*Led League

Signed as a free agent by Los Angeles, July 25, 1989.

2011-12 NJD SEASON IN REVIEW

ADAM OATES – ASSISTANT COACH

In his second year with Devils' organization; named to current post June 29, 2010...Joined club after serving Tampa Bay as an assistant coach during the 2009-10 season...Retired as an active player April 3, 2004, compiling 341 goals and 1,079 assists for 1,420 points and 415 penalty minutes in 1,337 career games with Detroit, St. Louis, Boston, Washington, Philadelphia, Anaheim and Edmonton...Played in five NHL All-Star Games during his 19-season career and was named to the league's Second All-Star Team in 1991...Reached the 100-point mark on four occasions including a career-high 142 in 1992-93...Ranks sixth all-time in assists, leading the NHL during the 1992-93 (97), 2000-01 (69, tie) and 2001-02 (64) seasons...Also saw action in 163 career playoff games, including two Stanley Cup Final appearances in 1998 and 2003, recording 42 goals and 114 assists for 156 points and 66 penalty minutes...Signed with Detroit as free agent June 28, 1985 after three seasons at Rensselaer Polytechnic Institute (ECAC)...Was a member of the Engineers' 1985 NCAA Championship team and was selected to the All-Tournament Team...Also part of Rensselaer's 1984 and 1985 ECAC Championship teams...Was named to the league's First All-Star Team in 1985 and Second All-Star Team in 1984...Also named to the NCAA East First All-American Teams in 1984 and 1985...Played five years of Junior "A" lacrosse for the Etobicoke Eclipse, as well as one season for the Senior "A" Brampton Excelsiors; retired from lacrosse in 1984 to pursue hockey career...Born August 27, 1962 in Weston, Ont., Adam and his wife, Donna, reside in California during the off-season.

PLAYING RECORD

YEAR	TEAM	LEAGUE	REGULAR SEASON					PLAYOFFS				
			GP	G	A	PTS	PIM	GP	G	A	PTS	PIM
1979-80	Port Credit	OHA-B	34	30	36	66	41	-	-	-	-	-
	Markham	OPJHL	9	1	6	7	2	-	-	-	-	-
1980-81	Markham	OPJHL	43	36	53	89	89	-	-	-	-	-
1981-82	Markham	OPJHL	40	59	110	169	-	-	-	-	-	-
1982-83	RPI	ECAC	22	9	33	42	8	-	-	-	-	-
1983-84	RPI	ECAC	38	26	*57	*83	15	-	-	-	-	-
1984-85	RPI	ECAC	38	31	*60	*91	29	-	-	-	-	-
1985-86	Detroit	NHL	38	9	11	20	10	-	-	-	-	-
	Adirondack	AHL	34	18	28	46	4	17	7	14	21	4
1986-87	Detroit	NHL	76	15	32	47	21	16	4	7	11	6
1987-88	Detroit	NHL	63	14	40	54	20	16	8	12	20	6
1988-89	Detroit	NHL	69	16	62	78	14	6	0	8	8	2
1989-90	St. Louis	NHL	80	23	79	102	30	12	2	12	14	4
1990-91	St. Louis	NHL	61	25	90	115	29	13	7	13	20	10
1991-92	St. Louis	NHL	54	10	59	69	12	-	-	-	-	-
	Boston	NHL	26	10	20	30	10	15	5	14	19	4
1992-93	Boston	NHL	84	45	*97	142	32	4	0	9	9	4
1993-94	Boston	NHL	77	32	80	112	45	13	3	9	12	8
1994-95	Boston	NHL	48	12	41	53	8	5	1	0	1	2
1995-96	Boston	NHL	70	25	67	92	18	5	2	5	7	2
1996-97	Boston	NHL	63	18	52	70	10	-	-	-	-	-
	Washington	NHL	17	4	8	12	4	-	-	-	-	-
1997-98	Washington	NHL	82	18	58	76	36	21	6	11	17	8
1998-99	Washington	NHL	59	12	42	54	22	-	-	-	-	-
1999-00	Washington	NHL	82	15	56	71	14	5	0	3	3	4
2000-01	Washington	NHL	81	13	*69	82	28	6	0	0	0	0
2001-02	Washington	NHL	66	11	*57	68	22	-	-	-	-	-
	Philadelphia	NHL	14	3	*7	10	6	5	0	2	2	0
2002-03	Anaheim	NHL	67	9	36	45	16	21	4	9	13	6
2003-04	Edmonton	NHL	60	2	16	18	8	-	-	-	-	-
	NHL TOTALS		1337	341	1079	1420	415	163	42	114	156	66

ECAC Second All-Star Team (1984) • NCAA East First All-American Team (1984, 1985) • ECAC First All-Star Team (1985) NCAA Championship All-Tournament Team (1985) • NHL Second All-Star Team (1991) • Played in NHL All-Star Game (1991 to 1994, 1997)
*Led League

Signed as a free agent by Detroit, June 28, 1985. Traded to St. Louis by Detroit with Paul MacLean for Bernie Federko and Tony McKegney, June 15, 1989. Traded to Boston by St. Louis for Craig Janney and Stephane Quintal, February 7, 1992. Traded to Washington by Boston with Bill Ranford and Rick Tocchet for Jim Carey, Anson Carter, Jason Allison and Washington's third-round choice (Lee Goren) in 1997 Entry Draft, March 1, 1997. Traded to Philadelphia by Washington for Maxime Ouellet and Philadelphia's first (later traded to Dallas-Martin Vagner), second (Maxime Daigneault) and third (Derek Krestanovich) round choices in 2002 Entry Draft, March 19, 2002. Signed as a free agent by Anaheim, July 1, 2002. Signed as a free agent by Edmonton, November 17, 2003.

2011-12 NJD SEASON IN REVIEW

DAVE BARR – ASSISTANT COACH

Joined the Devils' organization July 29, 2011 after spending the previous two years as an assistant coach with Minnesota...Named to the position July 3, 2009 after serving Colorado in the same capacity during the 2008-09 season...Over four years from 2004-08, held the dual role of general manager/head coach for Guelph (OHL)...While with the Storm, won the 2005-06 Matt Leyden Trophy as the league's top coach, and in August 2007, was selected to coach Canada's national summer under-18 team at the Ivan Hlinka Tournament...Served Houston (AHL) as its general manager for two seasons 2001-03, winning the 2003 Calder Cup Championship...Spent the 2000-01 campaign as Houston's (IHL) head coach, after spending the previous three seasons as an assistant coach...In 1998-99, the Aeros won the league's Turner Cup Championship, while leading the IHL with a franchise-record 54-15-13=121pt mark...Also doubled as player/assistant coach for two seasons with Orlando (IHL), 1995-97...As a forward, recorded 128 goals and 204 assists for 332 points and 520 penalty minutes in 614 career NHL regular-season contests with Boston (1981-83) NY Rangers (1983-84), St. Louis (1983-87), Hartford (1986-87), Detroit (1986-91), New Jersey (1991-93) and Dallas (1993-94)...Awarded to the Devils from the Red Wings on September 9, 1991 along with Randy McKay as compensation for Detroit's signing of Troy Crowder...In 103 appearances for New Jersey, totaled 12 goals and 20 assists for 32 points and 93 penalty minutes...Appeared in five games during the 1993 Patrick Division Semifinals vs. Pittsburgh, while seeing action in 71 career playoff contests overall...Not drafted, signed as a free agent by Boston after playing his junior hockey with Edmonton, Great Falls, Portland and Lethbridge (WHL)...A native of Toronto, Ont., Dave and his wife, Debbie, have two children: daughter, Allison and son, Ryan.

COACHING RECORD

YEAR	TEAM	LEAGUE	GC	REGULAR SEASON					PCG	GC	PLAYOFFS			PCT
				W	L	O/T	PTS	W			L	PCT		
2000-01	Houston	IHL	82	42	32	8	92	.561	7	3	4	.429		
2004-05	Guelph	OHL	68	23	34	11	57	.419	-	-	-	-		
2005-06	Guelph	OHL	68	40	24	4	84	.618	-	-	-	-		
2006-07	Guelph	OHL	68	33	23	12	78	.574	4	0	4	.000		
2007-08	Guelph	OHL	68	34	25	9	77	.566	10	5	5	.500		
	OHL TOTALS		272	130	106	36	296	.544	14	5	9	.357		

Won Matt Leyden Trophy (OHL Coach of the Year)(2006)

PLAYING RECORD

YEAR	TEAM	LEAGUE	GP	REGULAR SEASON				PIM	GP	PLAYOFFS				PIM
				G	A	PTS	G			A	PTS	PIM		
1981-82	Boston	NHL	2	0	0	0	0	5	1	0	1	0		
	Erie	AHL	76	18	48	66	29	-	-	-	-	-		
1982-83	Boston	NHL	10	1	1	2	7	10	0	0	0	2		
	Baltimore	AHL	72	27	51	78	67	-	-	-	-	-		
1983-84	NY Rangers	NHL	6	0	0	0	2	-	-	-	-	-		
	Tulsa	CHL	50	28	37	65	24	-	-	-	-	-		
	St. Louis	NHL	1	0	0	0	0	-	-	-	-	-		
1984-85	St. Louis	NHL	75	16	18	34	32	2	0	0	0	2		
1985-86	St. Louis	NHL	72	13	38	51	70	11	1	1	2	14		
1986-87	St. Louis	NHL	2	0	0	0	0	-	-	-	-	-		
	Hartford	NHL	30	2	4	6	19	-	-	-	-	-		
	Detroit	NHL	37	13	13	26	49	13	1	0	1	14		
1987-88	Detroit	NHL	51	14	26	40	58	16	5	7	12	22		
1988-89	Detroit	NHL	73	27	32	59	69	6	3	1	4	6		
1989-90	Detroit	NHL	62	10	25	35	45	-	-	-	-	-		
	Adirondack	AHL	9	1	14	15	17	-	-	-	-	-		
1990-91	Detroit	NHL	70	18	22	40	55	-	-	-	-	-		
1991-92	DEVILS	NHL	41	6	12	18	32	-	-	-	-	-		
	Utica	AHL	1	0	0	0	7	-	-	-	-	-		
1992-93	DEVILS	NHL	62	6	8	14	61	5	1	0	1	6		
1993-94	Dallas	NHL	20	2	5	7	21	3	0	1	1	4		
	Kalamazoo	IHL	4	3	2	5	5	-	-	-	-	-		
1994-95	Kalamazoo	IHL	66	18	41	59	77	16	1	4	5	8		
1995-96	Orlando	IHL	82	38	62	100	87	23	8	13	21	14		
1996-97	Orlando	IHL	50	15	29	44	29	9	2	3	5	8		
	DEVILS TOTALS		103	12	20	32	93	5	1	0	1	6		
	NHL TOTALS		614	128	204	332	520	71	12	10	22	70		

Signed as a free agent by Boston, September 28, 1981. Traded to NY Rangers by Boston for Dave Silk, October 5, 1983. Traded to St. Louis by NY Rangers with NY Rangers' third-round choice (Alan Perry) in 1984 Entry Draft for Larry Patey and Bob Brooke, March 5, 1984. Traded to Hartford by St. Louis for Tim Bothwell, October 21, 1986. Traded to Detroit by Hartford for Randy Ladouceur, January 12, 1987. Acquired by DEVILS from Detroit with Randy McKay as compensation for Detroit's signing of free agent Troy Crowder, September 9, 1991. Signed as a free agent by Dallas, August 28, 1993.

2011-12 NJD SEASON IN REVIEW

CHRIS TERRERI – GOALTENDING COACH

In 11th season as a member of coaching staff and 21st year with organization, including time spent as a player...Played in 406 games with New Jersey, San Jose, Chicago and the NY Islanders during his 13-season career...Is second on the club's all-time games-played list (302) among goaltenders; is also second in minutes (16,561), wins (118), shutouts (7, tie, J. Hedberg) and ties (34)...Had identical career 3.07 GAA with Devils/in NHL...A member of New Jersey's 1995 and 2000 Stanley Cup Championship squads...Became a regular in the Devils' lineup during the 1989-90 season after making his Devils/NHL debut October 18, 1986...Spent 1986 through 1989 seasons with AHL's Maine Mariners and Utica Devils...A member of the United States Olympic Team in 1988; also represented U.S. during 1985, '86, '87 and '97 World Championships...New Jersey's third selection (fifth round), and the 87th overall pick in the 1983 Entry Draft...Joined Devils after prestigious four-year career at Providence College, which included two NCAA Final Four appearances; was Hockey East's Player of the Year in 1985...47 years old; born November 15, 1964 in Providence, RI...Chris and his wife, Jennifer, have two daughters: 13-year-old Celia Rose and 11-year-old Jillian Jayne.

PLAYING RECORD

YEAR	TEAM	LEAGUE	REGULAR SEASON								PLAYOFFS						
			GP	W	L	O/T	MINS	GA	SO	AVG	GP	W	L	MINS	GA	SO	AVG
1982-83	Providence	ECAC	11	7	1	0	528	17	2	1.93	-	-	-	-	-	-	-
1983-84	Providence	ECAC	10	4	2	0	391	20	0	3.07	-	-	-	-	-	-	-
1984-85	Providence	HE	33	15	13	5	1956	116	1	3.35	-	-	-	-	-	-	-
	Unit. States	WEC-A	3	-	-	-	111	12	-	6.48	-	-	-	-	-	-	-
1985-86	Providence	HE	22	6	16	0	1320	84	0	3.74	-	-	-	-	-	-	-
	Unit. States	WEC-A	5	-	-	-	286	20	1	4.20	-	-	-	-	-	-	-
1986-87	DEVILS	NHL	7	0	3	1	286	21	0	4.41	-	-	-	-	-	-	-
	Maine	AHL	14	4	9	1	765	57	0	4.47	-	-	-	-	-	-	-
	United States	WEC-A	2	0	2	0	100	12	0	7.20	-	-	-	-	-	-	-
1987-88	United States	Nat'l	26	17	7	2	1430	81	0	3.40	-	-	-	-	-	-	-
	United States	Olym.	3	1	1	0	127	14	0	6.58	-	-	-	-	-	-	-
	Utica	AHL	7	5	1	0	399	18	0	2.71	-	-	-	-	-	-	-
1988-89	Utica	AHL	39	20	15	3	2314	132	0	3.42	2	0	1	80	6	0	4.50
	DEVILS	NHL	8	0	4	2	402	18	0	2.69	-	-	-	-	-	-	-
1989-90	DEVILS	NHL	35	15	12	3	1933	110	0	3.41	4	2	2	238	13	0	3.28
1990-91	DEVILS	NHL	53	24	21	7	2971	144	1	2.91	7	3	4	428	21	0	2.94
1991-92	DEVILS	NHL	54	22	22	10	3185	169	1	3.18	7	3	3	386	23	0	3.58
1992-93	DEVILS	NHL	48	19	21	3	2672	151	2	3.39	4	1	3	219	17	0	4.66
1993-94	DEVILS	NHL	44	20	11	4	2340	106	2	2.72	4	3	0	200	9	0	2.70
1994-95	DEVILS	NHL	15	3	7	2	734	31	0	2.53	1	0	0	8	0	0	0.00
1995-96	DEVILS	NHL	4	3	0	0	210	9	0	2.57	-	-	-	-	-	-	-
	San Jose	NHL	46	13	29	1	2516	155	0	3.70	-	-	-	-	-	-	-
1996-97	San Jose	NHL	22	6	10	3	1200	55	0	2.75	-	-	-	-	-	-	-
	Chicago	NHL	7	4	1	2	429	19	0	2.66	2	0	0	44	3	0	4.09
	United States	WC-A	6	2	3	1	357	16	0	2.69	-	-	-	-	-	-	-
1997-98	Chicago	NHL	21	8	10	2	1222	49	2	2.41	-	-	-	-	-	-	-
	Indianapolis	IHL	3	2	0	1	180	3	1	1.00	-	-	-	-	-	-	-
1998-99	DEVILS	NHL	12	8	3	1	726	30	1	2.48	-	-	-	-	-	-	-
1999-00	DEVILS	NHL	12	2	9	0	649	37	0	3.42	-	-	-	-	-	-	-
2000-01	DEVILS	NHL	10	2	5	1	453	21	0	2.78	-	-	-	-	-	-	-
	NY Islanders	NHL	8	2	4	1	443	18	0	2.44	-	-	-	-	-	-	-
2005-06	Albany	AHL	1	0	1	0	40	4	0	6.05	-	-	-	-	-	-	-
	DEVILS TOTALS		302	118	118	34	16561	847	7	3.07	27	12	12	1479	83	0	3.37
	NHL TOTALS		406	151	172	43	22370	1143	9	3.07	29	12	12	1523	86	0	3.39

NCAA Championship Tournament MVP (1985) • NCAA Championship All-Tournament Team (1985) • Hockey East Player of the Year (1985) • NCAA East First All-American Team (1985) • Hockey East Tournament MVP (1985) • Hockey East First All-Star Team (1985) Academic All-American Team (1985) • NCAA East Second All-American Team (1986) • WEC-A Second All-Star Team (1986)

Traded to San Jose by DEVILS for San Jose's second-round choice (later traded to Pittsburgh-Pavel Skrbek) in 1996 Entry Draft, November 15, 1995. Traded to Chicago by San Jose with Ulf Dahlen, Michal Sykora and a conditional choice (sixth round-Jari Viuhkola) in 1998 Entry Draft for Ed Belfour, January 25, 1997. Traded to DEVILS by Chicago for DEVILS' second-round choice (Stepan Mokhov) in 1999 Entry Draft, August 25, 1998. Claimed by Minnesota from DEVILS in NHL Expansion Draft, June 23, 2000. Traded to DEVILS by Minnesota with Minnesota's ninth-round choice (later transferred to Tampa Bay-Thomas Ziegler) in 2000 Entry Draft for Brad Bombardir, June 23, 2000. Traded to NY Islanders by DEVILS with DEVILS' ninth-round choice (Juha-Pekka Ketola) in 2001 Entry Draft for John Vanbiesbrouck, March 12, 2001.

2011-12 NJD SEASON IN REVIEW

JACQUES CARON – SPECIAL ASSIGNMENT COACH

In 19th season with Devils' organization; joined club August 9, 1993...Served team as goaltending coach for each of its three Stanley Cup Championships...Works with all goalies in the organization, including NHL, AHL, ECHL and prospects...Spent 12 years (1980-81–1991-92) serving Hartford Whalers organization in various capacities, including time as a member of their coaching staff at both the AHL and NHL levels...Spent 1990-91 and 1991-92 seasons as Whalers' NHL goaltending coach...Began post-playing career in 1977-78 with appointment as general manager of the AHL Binghamton Broomdusters; remained with Binghamton staff after sale of club to Hartford organization prior to 1980-81 season...Professional playing career began in 1959-60 and spanned 18 years...Played 72 regular-season NHL games in goal with Los Angeles, St. Louis and Vancouver between 1967-68 and 1973-74; compiled NHL career record of 24-29-11, with two shutouts and 3.29 goals-against average...Posted best NHL season with St. Louis in 1971-72 when he turned in a 2.52 GAA in 28 games played...Outstanding AHL career was highlighted by seven-year stay with Springfield, 1961-62 to 1967-68...Final season as an active player was spent with World Hockey Association's Cincinnati Stingers in 1976-77...Born April 21, 1939 in Noranda, Que...Jacques resides in Bradenton, FL.

PLAYING RECORD

YEAR	TEAM	LEAGUE	REGULAR SEASON							PLAYOFFS							
			GP	W	L	T	MINS	GA	SO	AVG	GP	W	L	MINS	GA	SO	AVG
1956-57	Toronto	OHA	10	-	-	-	600	29	2	2.90	-	-	-	-	-	-	-
1957-58	Peterborough	OHA	31	-	-	-	1840	113	1	3.68	4	-	-	240	14	0	3.50
1958-59	Peterborough	OHA	43	24	14	4	2580	129	2	3.00	13	9	3	780	35	2	2.69
1959-60	Washington	EHL	55	-	-	-	3300	218	3	3.97	-	-	-	-	-	-	
1960-61	Rouyn-Noranda	NOHA	-	-	-	-	-	-	-	-	-	-	-	-	-	-	
1961-62	Springfield	AHL	5	3	2	0	300	17	1	3.40	-	-	-	-	-	-	
	Charlotte	EHL	5	-	-	-	300	26	0	5.20	-	-	-	-	-	-	
1962-63	Springfield	AHL	38	13	16	4	2180	112	2	3.08	-	-	-	-	-	-	
1963-64	Springfield	AHL	31	12	14	1	1780	110	0	3.71	-	-	-	-	-	-	
1964-65	Springfield	AHL	55	21	29	4	3321	195	2	3.52	-	-	-	-	-	-	
1965-66	Springfield	AHL	33	15	15	1	1832	80	2	2.62	6	3	3	360	14	0	2.33
1966-67	Springfield	AHL	35	11	17	5	1866	136	1	4.37	-	-	-	-	-	-	
1967-68	Springfield	AHL	42	19	18	4	2393	151	0	3.79	-	-	-	-	-	-	
	Los Angeles	NHL	1	0	1	0	60	4	0	4.00	-	-	-	-	-	-	
1968-69	Denver	WHL	31	7	21	3	1764	122	2	4.15	-	-	-	-	-	-	
	Los Angeles	NHL	3	0	1	0	140	9	2	3.86	-	-	-	-	-	-	
1969-70	Denver	WHL	31	8	16	4	1548	120	0	4.65	-	-	-	-	-	-	
1970-71	Denver	WHL	30	10	13	4	1668	109	2	3.92	2	0	2	120	9	0	4.50
1971-72	Denver	WHL	20	15	3	0	1160	45	0	2.32	-	-	-	-	-	-	
	St. Louis	NHL	28	14	8	5	1619	68	1	2.52	9	4	5	499	26	0	3.13
1972-73	St. Louis	NHL	30	8	14	5	1562	92	1	3.53	3	0	2	140	8	0	3.43
1973-74	Vancouver	NHL	10	2	5	1	4465	38	0	4.90	-	-	-	-	-	-	
1974-75	Syracuse	AHL	50	16	21	9	2755	170	0	3.70	1	0	1	60	8	0	8.00
1975-76	Syracuse	NAHL	32	-	-	-	1725	90	3	3.10	-	-	-	-	-	-	
	Cleveland	WHA	2	1	0	1	130	8	0	3.69	-	-	-	-	-	-	
1976-77	Syracuse	NAHL	22	-	-	-	1307	83	1	3.63	-	-	-	-	-	-	
	Cincinnati	WHA	24	13	6	2	1292	61	3	2.83	1	0	1	14	3	0	12.86
1977-78	Binghamton	AHL	1	0	0	0	1	0	0	0.00	-	-	-	-	-	-	
1978-79	D I	D			N		O		T		P		L		A	Y	
1979-80	D I	D			N		O		T		P		L		A	Y	
1980-81	Binghamton	AHL	1	0	0	0	19	1	0	3.16	-	-	-	-	-	-	
	WHA TOTALS		26	14	6	3	1422	69	2	2.91	1	0	1	14	3	0	12.86
	NHL TOTALS		72	24	29	11	3846	211	2	3.29	12	4	7	639	34	0	3.19

NAHL First All-Star Team (1976)

Rights transferred to Los Angeles when NHL club purchased Springfield (AHL) franchise, May, 1967. Claimed by St. Louis (Denver-WHL) from Los Angeles in Reverse Draft, June 12, 1969. Selected by Dayton-Houston (WHA) in 1972 WHA General Player Draft, February 12, 1972. Claimed by Vancouver (Seattle-WHL) from St. Louis in Reverse Draft, June 15, 1973. Traded to Buffalo by Vancouver for future considerations, September 15, 1974. WHA rights traded to Cleveland (WHA) by Houston (WHA) for future considerations, February, 1976. Signed as a free agent by Cincinnati (WHA) after Cleveland (WHA) franchise folded, July, 1976.

2011-12 NJD SEASON IN REVIEW

JACQUES LAPERRIERE – SPECIAL ASSIGNMENT COACH

In his ninth season with Devils' organization and fourth year in current post; served club as assistant coach for four seasons after being named to position August 5, 2003...Coaching career has spanned more than two decades following an 11-season Hall of Fame playing career...Joined the Devils after serving the NY Islanders as an assistant coach the previous two seasons...Was an assistant to P. Burns for three-plus seasons with Boston, 1997-98 through 2000-01, and with Montreal, 1988-89 through 1991-92...A member of the Canadiens' coaching staff for 16 seasons beginning in 1981, winning the Stanley Cup in 1986 and 1993, and served as assistant general manager during the 1981-82 season...Coached the Montreal Red-White-Blue (QMJHL) during the 1975-76 season and Montreal Jr. (QMJHL) in 1976-77...Career totals show 40 goals and 242 assists for 282 points and 674 penalty minutes in 691 games with Montreal...As a player, was a member of six of the Canadiens' Stanley Cup Championship teams: 1965, 1966, 1968, 1969, 1971 and 1973...Named to the NHL's First All-Star Team twice (1965, 1966), Second All-Star Team two times (1964, 1970), was winner of the James Norris Trophy as the league's best defenseman in 1966, appeared in five All-Star Games (1964, 1965, 1967, 1968, 1970) and was recipient of the Calder Memorial Trophy as the NHL's top rookie in 1964...Retired as an active player following a knee injury in 1974...Born November 22, 1941 in Rouyn, Que...Jacques and his wife, Elaine, have three children: sons, Martin and Daniel, and daughter, Michele...Daniel played in 48 NHL games with St. Louis and Ottawa from 1992-93 through 1995-96.

COACHING RECORD

YEAR	TEAM	LEAGUE	REGULAR SEASON					PLAYOFFS				
			GC	W	L	T	PTS	PCG	GC	W	L	PCT
1975-76	Montreal RWB	QMJHL	72	36	29	7	79	.549	6	2	4	.333
1976-77	Montreal Jr.	QMJHL	19	10	8	1	21	.553	-	-	-	-
	QMJHL TOTALS		91	46	37	8	100	.549	6	2	4	.333

PLAYING RECORD

YEAR	TEAM	LEAGUE	REGULAR SEASON					PLAYOFFS					
			GP	G	A	PTS	PIM	GP	G	A	PTS	PIM	
1958-59	Hull-Ott.	X-Games	-	-	-	-	-	-	-	-	-	-	-
	Hull-Ottawa	EOHL	1	1	1	2	2	2	0	0	0	0	0
	Hull-Ottawa	M Cup	9	1	0	1	16	-	-	-	-	-	-
1959-60	Brock. Jr.	OVJHL	-	-	-	-	-	-	-	-	-	-	-
	Hull-Ottawa	EPHL	5	0	2	2	0	-	-	-	-	-	-
1960-61	Brock. Jr.	M Cup	13	0	13	13	34	-	-	-	-	-	-
	Hull	IPSHL	-	11	29	40	-	-	-	-	-	-	-
	Hull-Ottawa	EPHL	5	0	0	0	2	3	0	2	2	4	
1961-62	Hull	AI Cup	3	0	0	0	4	-	-	-	-	-	-
	Montreal	OHA Jr.	48	20	37	57	98	6	0	1	1	11	
	Hull-Ottawa	EPHL	1	0	0	0	4	7	1	4	5	6	
1962-63	Montreal	NHL	6	0	2	2	2	5	0	1	1	4	
	Hull-Ottawa	EPHL	40	8	19	27	51	2	0	0	0	0	
1963-64	Montreal	NHL	65	2	28	30	102	7	1	1	2	8	
1964-65	Montreal	NHL	67	5	22	27	92	6	1	1	2	16	
1965-66	Montreal	NHL	57	6	25	31	85	-	-	-	-	-	
1966-67	Montreal	NHL	61	0	20	20	48	9	0	1	1	9	
1967-68	Montreal	NHL	72	4	21	25	84	13	1	3	4	20	
1968-69	Montreal	NHL	69	5	26	31	45	14	1	3	4	28	
1969-70	Montreal	NHL	73	6	31	37	98	-	-	-	-	-	
1970-71	Montreal	NHL	49	0	16	16	20	20	4	9	13	12	
1971-72	Montreal	NHL	73	3	25	28	50	4	0	0	0	2	
1972-73	Montreal	NHL	57	7	16	23	34	10	1	3	4	2	
1973-74	Montreal	NHL	42	2	10	12	14	-	-	-	-	-	
	NHL TOTALS		691	40	242	282	674	88	9	22	31	101	

NHL Second All-Star Team (1964, 1970) • Won Calder Memorial Trophy (Top NHL Rookie) (1964) • NHL First All-Star Team (1965, 1966) • Won James Norris Memorial Trophy (Top NHL Defenseman) (1966) • NHL Plus/Minus Leader (1973) • Played in NHL All-Star Game (1964, 1965, 1967, 1968, 1970) • Inducted into Hockey Hall of Fame (1987)

2011-12 NJD SEASON IN REVIEW

JACQUES LEMAIRE – SPECIAL ASSIGNMENT COACH

In third season of second stint with Devils; served club as head coach for third time from December 23, 2010 through end of regular-season schedule...Became eighth individual to reach 600-win mark as head coach on February 10, 2011...Originally stepped down as head coach April 26, 2010; re-joined club July 13, 2009 after serving Minnesota Wild as head coach for nine seasons...Served as associate coach for Gold Medal-winning Team Canada at 2010 Olympic Winter Games...His 509 games coached, 276 wins, 61 post-season games and 35 playoff victories with New Jersey are tops in franchise history...As first coach in Wild history, compiled a 293-255-108=694pt (.529) mark in 656 regular-season games behind the bench...Led team to 2003 Western Conference Finals while capturing second career Jack Adams Award as league's top coach...Named Minnesota's coach June 19, 2000 after serving Montreal as senior consultant to the general manager...Including 1995 Stanley Cup Championship, led Devils to five post-season appearances and to Eastern Conference's best record in both 1996-97 (45-23-14=104pts) and 1997-98 (48-23-11=107pts)...Originally named organization's eighth coach June 28, 1993 and served for five years; won Adams Award in first season with club...Prior to joining organization, served Canadiens' Hockey Operations Department for eight seasons from 1985-86 through 1992-93...Held title of assistant to the managing director for seven of those eight seasons, spending 1988-89 as managing director of the Verdun Junior Canadiens (QMJHL)...Also had dual titles as managing director of Fredericton (AHL) for two seasons in 1991-92 and 1992-93, as well as director of hockey operations for three seasons from 1985-86 through 1987-88...Named Montreal's head coach February 24, 1984; voluntarily stepped down following 1984-85 season...Led club to Wales Conference Finals in 1984 and first-place Adams Division finish in 1984-85...Began coaching career in 1979 as player/coach of HC Sierre in Switzerland...Returned to North America in 1981 as an assistant coach with SUNY Plattsburgh...In 1982-83, was named head coach of the QMJHL's expansion franchise in Longueuil, leading club to league finals its inaugural season...Inducted into Hockey Hall of Fame in 1984, following a 12-season playing career with Montreal...A member of eight Stanley Cup Championship teams; recorded Cup-clinching goal in 1977...Appeared in both the 1970 and 1973 NHL All-Star Games, recording a career-high 44 goals and 95 points in 1972-73...As a member of Montreal's staff, also won Stanley Cup Championships during the 1985-86 and 1992-93 seasons...Born September 7, 1945, in Lasalle, Que.; Jacques and his wife, Mychele, have two sons, Patrice and Danyk, and one daughter, Magalie, as well as five grandchildren, Jeremy, Xavier, Zachary, Emma and Kara.

NHL COACHING RECORD

YEAR	TEAM	LEAGUE	REGULAR SEASON					PCT	PLAYOFFS			
			GC	W	L	O/T	PTS		GC	W	L	PCT
1983-84	Montreal	NHL	17	7	10	0	14	.412	15	9	6	.600
1984-85	Montreal	NHL	80	41	27	12	94	.588	12	6	6	.500
1993-94	DEVILS	NHL	84	47	25	12	106	.631	20	11	9	.550
1994-95	DEVILS	NHL	48	22	18	8	52	.542	20	16	4	.800
1995-96	DEVILS	NHL	82	37	33	12	86	.524	-	-	-	-
1996-97	DEVILS	NHL	82	45	23	14	104	.634	10	5	5	.500
1997-98	DEVILS	NHL	82	48	23	11	107	.652	6	2	4	.333
2000-01	Minnesota	NHL	82	25	39	18	68	.415	-	-	-	-
2001-02	Minnesota	NHL	82	26	35	21	73	.445	-	-	-	-
2002-03	Minnesota	NHL	82	42	29	11	95	.579	18	8	10	.444
2003-04	Minnesota	NHL	82	30	29	23	83	.506	-	-	-	-
2005-06	Minnesota	NHL	82	38	36	8	84	.512	-	-	-	-
2006-07	Minnesota	NHL	82	38	26	8	104	.634	5	1	4	.200
2007-08	Minnesota	NHL	82	44	28	10	98	.598	6	2	4	.333
2008-09	Minnesota	NHL	82	40	33	9	89	.543	-	-	-	-
2009-10	DEVILS	NHL	82	48	27	7	103	.628	5	1	4	.200
2010-11	DEVILS	NHL	49	29	17	3	61	.622	-	-	-	-
DEVILS TOTALS			509	276	166	67	619	.608	61	35	26	.574
NHL TOTALS			1262	617	458	187	1421	.563	117	61	56	.521

NHL PLAYING RECORD

YEAR	TEAM	LEAGUE	REGULAR SEASON					GP	PLAYOFFS			
			GP	G	A	PTS	PIM		G	A	PTS	PIM
1967-68	Montreal	NHL	69	22	20	42	16	13	7	6	13	6
1968-69	Montreal	NHL	75	29	34	63	29	14	4	2	6	6
1969-70	Montreal	NHL	69	32	28	60	16	-	-	-	-	
1970-71	Montreal	NHL	78	28	28	56	18	20	9	10	19	17
1971-72	Montreal	NHL	77	32	49	81	26	6	2	1	3	2
1972-73	Montreal	NHL	77	44	51	95	16	17	7	13	20	2
1973-74	Montreal	NHL	66	29	38	67	10	6	0	4	4	2
1974-75	Montreal	NHL	80	36	56	92	20	11	5	7	12	4
1975-76	Montreal	NHL	61	20	32	52	20	13	3	3	6	2
1976-77	Montreal	NHL	75	34	41	75	22	14	7	12	19	6
1977-78	Montreal	NHL	76	36	61	97	14	15	6	8	14	10
1978-79	Montreal	NHL	50	24	31	55	10	15	*11	12	*23	6
NHL TOTALS			853	366	469	835	217	145	61	78	139	63

Played in NHL All-Star Game (1970, 1973) • Inducted into Hockey Hall of Fame (1984)

*Led League

2011-12 NJD SEASON IN REVIEW

SCOTT STEVENS – SPECIAL ASSIGNMENT COACH

In his fifth season as a member of Devils' coaching staff...Spent 13 of his 22 NHL seasons with New Jersey and captained team to three Stanley Cup Championships...Inducted into Hockey Hall of Fame November 12, 2007; announced his retirement as an active player on September 6, 2005...On February 3, 2006, became first player in franchise history to have his number (4) retired...Playing career spanned 22 seasons with Washington, St. Louis and New Jersey...One of just four players in history to appear in 600 games with two separate teams (R. Brind'Amour, Phi., Car.; A. MacInnis, Cgy., StL.; & M. Messier, Edm., NYR)...Passed former Capitals' teammate L. Murphy (1,615) for most appearances by a defenseman in NHL history on November 26, 2003; currently sits second all-time (C. Chelios, 1,651)...Games-played total is seventh all-time, trailing only G. Howe, Messier, R. Francis, M. Recchi, Chelios and D. Andreychuk...His 233 career playoff games by a defenseman are third (Chelios & N. Lidstrom), while his 20 years in the playoffs are tied for third all-time...In leading Devils to the 2003 Stanley Cup, participated in his NHL record-tying 13th career game seven (P. Roy)...Appeared in 879 regular-season games in which his team has been victorious, the second most in NHL history (Chelios, 894)...Ranks fourth on the Devils' all-time games-played list, fourth all-time in assists and tied for seventh in points...Posted a career-high 78 points and league-leading plus-53 mark in 1993-94, becoming the only defenseman ever to lead New Jersey in scoring...His 18 goals that season are the most by a defenseman in team history, while his 60 assists still stand as the club's single-season record...In 2000, became just the seventh defenseman to receive the Conn Smythe Trophy as playoff MVP, leading the team to its second of three championships...Named to the NHL's First All-Star Team following the 1987-88 and 1993-94 seasons, the league's Second All-Star Team three times, while appearing in 13 mid-season All-Star Games, serving as captain in 2003...Was also named to the NHL All-Rookie Team in 1982-83...Acquired by New Jersey from St. Louis on September 3, 1991 as compensation for the Blues' signing of free agent forward B. Shanahan...Began his NHL career in 1982 with Washington and remained with team for eight seasons through 1989-90...Was Washington's first choice and fifth overall selection in the 1982 Entry Draft...Played for the Memorial Cup-winning Kitchener Rangers in 1981-82, and was born April 1, 1964 in Kitchener, Ont...International experience included the 1998 Olympic Winter Games, 1996 World Cup, 1991 Canada Cup and four World Championship tournaments...Scott and his wife, Donna, have three children: daughters, Kaitlin (22) and Kara (16) and son, Ryan (20).

NHL PLAYING RECORD

YEAR	TEAM	LEAGUE	REGULAR SEASON					PLAYOFFS				
			GP	G	A	PTS	PIM	GP	G	A	PTS	PIM
1982-83	Washington	NHL	77	9	16	25	195	4	1	0	1	26
1983-84	Washington	NHL	78	13	32	45	201	8	1	8	9	21
1984-85	Washington	NHL	80	21	44	65	221	5	0	1	1	20
1985-86	Washington	NHL	73	15	38	53	165	9	3	8	11	12
1986-87	Washington	NHL	77	10	51	61	283	7	0	5	5	19
1987-88	Washington	NHL	80	12	60	72	184	13	1	11	12	46
1988-89	Washington	NHL	80	7	61	68	225	6	1	4	5	11
1989-90	Washington	NHL	56	11	29	40	154	15	2	7	9	25
1990-91	St. Louis	NHL	78	5	44	49	150	13	0	3	3	36
1991-92	DEVILS	NHL	68	17	42	59	124	7	2	1	3	29
1992-93	DEVILS	NHL	81	12	45	57	120	5	2	2	4	10
1993-94	DEVILS	NHL	83	18	60	78	112	20	2	9	11	42
1994-95	DEVILS	NHL	48	2	20	22	56	20	1	7	8	24
1995-96	DEVILS	NHL	82	5	23	28	100	-	-	-	-	-
1996-97	DEVILS	NHL	79	5	19	24	70	10	0	4	4	2
1997-98	DEVILS	NHL	80	4	22	26	80	6	1	0	1	8
	DEVILS	NHL	75	5	22	27	64	7	2	1	3	10
1999-00	DEVILS	NHL	78	8	21	29	103	23	3	8	11	6
2000-01	DEVILS	NHL	81	9	22	31	71	25	1	7	8	37
2001-02	DEVILS	NHL	82	1	16	17	44	6	0	0	0	4
2002-03	DEVILS	NHL	81	4	16	20	41	24	3	6	9	14
2003-04	DEVILS	NHL	38	3	9	12	22	-	-	-	-	-
	DEVILS TOTALS		956	93	337	430	1007	153	17	45	62	186
	NHL TOTALS		1635	196	712	908	2785	233	26	92	118	402

NHL All-Rookie Team (1983) • NHL First All-Star Team (1988, 1994) • NHL Second All-Star Team (1992, 1997, 2001) • Won Alka-Seltzer Plus Award (1994) • Played in NHL All-Star Game (1985, 1989, 1991 to 1994, 1996 to 2001, 2003) • Won Conn Smythe Trophy (MVP in Playoffs) (2000) • Inducted into Hockey Hall of Fame (1995)

Signed as a free agent by St. Louis, July 12, 1990. Acquired by DEVILS from St. Louis as compensation for Brendan Shanahan, September 3, 1991.

2011-12 NJD SEASON IN REVIEW

STEVE BERNIER RIGHT WING #18



Born, Quebec City, Que., March 31, 1985;
Shoots right. 6'3", 220 lbs.;

San Jose's 2nd choice (1st round), 16th overall, in 2003 Entry Draft.

BIO: Split campaign between Albany, AHL (17 games) and New Jersey (32 games) during seventh pro season...NHL season totals show 1g-5a-6pts and career-high plus-six mark...Appeared in his 400th career NHL game Mar. 1 at Boston...Recorded first goal in a Devils' sweater Feb. 11 vs. Florida's S. Clemmensen...Posted points in back-to-back games Feb. 4-5 (2a), including first NHL point of season with assist Feb. 4 at Philadelphia...Played in season-high 20 straight games through Mar. 10 after making his New Jersey debut Jan. 31 vs. NY Rangers...Recalled from Albany/signed two-way contract Jan. 30...AHL totals showed 3g-3a-6pts and eight penalty minutes...Totals included two-game goal-scoring streak Nov. 13-19 (2g), as well as 1g-1a-2pts Nov. 2 vs. Binghamton...Missed 18 contests Dec. 9-Jan. 21 with broken thumb suffered Dec. 4 vs. Rochester...Saw action in 15 straight games Oct. 28-Dec. 4; signed AHL free-agent contract Oct. 27 after attending training camp on a tryout basis...Had previously seen NHL action with San Jose, Buffalo, Vancouver and Florida; played 2010-11 season for P. DeBoer...Also had AHL stints with Cleveland ('05-06) and Worcester ('06-07)...Played four seasons with Moncton (QMJHL); was named to league's All-Rookie Team ('02), Second All-Star Team ('03 & '04) and CHL Second All-Star Team ('03).

YEAR	TEAM	LEAGUE	REGULAR SEASON											PLAYOFFS					
			GP	G	A	PTS	+/-	PIM	PP	SH	GW	GT	S	GP	G	A	PTS	PIM	
1998-99	Quebec	QAHA	28	33	23	56	-	24	-	-	-	-	-	-	-	-	-	-	-
1999-00	Quebec	QAHA	26	12	23	35	-	42	-	-	-	-	-	-	-	-	-	-	-
2000-01	Ste. Foy	QAAA	39	17	35	52	-	48	-	-	-	-	-	16	9	17	26	8	
2001-02	Moncton	QMJHL	66	31	28	59	-	51	-	-	-	-	-	-	-	-	-	-	-
2002-03	Moncton	QMJHL	71	49	52	101	-	90	-	-	-	-	-	2	1	0	1	2	
2003-04	Moncton	QMJHL	66	36	46	82	-	80	-	-	-	-	-	20	7	10	17	17	
2004-05	Moncton	QMJHL	68	35	36	71	-	114	-	-	-	-	-	12	6	13	19	22	
2005-06	San Jose	NHL	39	14	13	27	4	35	2	1	1	-	75	11	1	5	6	8	
	Cleveland	AHL	49	20	23	43	-	33	-	-	-	-	-	-	-	-	-	-	
2006-07	San Jose	NHL	62	15	16	31	5	29	6	0	4	-	104	11	0	1	1	2	
	Worcester	AHL	10	3	4	7	-	2	-	-	-	-	-	-	-	-	-	-	
2007-08	San Jose	NHL	59	13	10	23	2-	62	4	0	0	-	96	-	-	-	-	-	
	Buffalo	NHL	17	3	6	9	1	2	0	0	0	-	35	-	-	-	-	-	
2008-09	Vancouver	NHL	81	15	17	32	4	27	2	0	4	-	137	10	2	2	4	7	
2009-10	Vancouver	NHL	59	11	11	22	0	21	3	0	0	-	95	12	4	1	5	0	
2010-11	Florida	NHL	68	5	10	15	14-	21	3	0	0	-	97	-	-	-	-	-	
2011-12	Albany	AHL	17	3	3	6	-	8	-	-	-	-	-	-	-	-	-	-	
	DEVILS	NHL	32	1	5	6	6	16	0	0	0	-	23	-	-	-	-	-	
	DEVILS TOTALS		32	1	5	6	6	16	0	0	0	-	23	-	-	-	-	-	
	NHL TOTALS		417	77	88	165	4	213	20	1	9	-	662	44	7	9	16	17	

QMJHL All-Rookie Team (2002) • QMJHL Second All-Star Team (2003, 2004) • Canadian Major Junior Second All-Star Team (2003)

Traded to Buffalo by San Jose with San Jose's first-round choice (Tyler Ennis) in 2008 Entry Draft for Brian Campbell and Buffalo's seventh-round choice (Drew Daniels) in 2008 Entry Draft, February 26, 2008. Traded to Vancouver by Buffalo for Los Angeles' third-round choice (previously acquired-Brayden McNabb) in 2009 Entry Draft and Vancouver's second-round choice (later traded to Columbus-Petr Straka) in 2010 Entry Draft, July 4, 2008. Traded to Florida by Vancouver with Michael Grabner and Vancouver's first-round choice (Quinton Howden) in 2010 Entry Draft for Keith Ballard and Victor Oreskovich, June 25, 2010. Signed as a free agent by DEVILS, January 30, 2012.


2011-12 NJD SEASON IN REVIEW

Game-By-Game: Steve Bernier

Date	Opp	G	A	P	+/-	PIM	S	S %	Mn	Mi	Ms	GMs	MP	PS	PP	SH	GW	GD	FG
Oct 8 11	PHI	NOT WITH TEAM																	
Oct 10 11	CAR	NOT WITH TEAM																	
Oct 13 11	LA	NOT WITH TEAM																	
Oct 15 11	NSH	NOT WITH TEAM																	
Oct 21 11	SJ	NOT WITH TEAM																	
Oct 22 11	PIT	NOT WITH TEAM																	
Oct 25 11	LA	NOT WITH TEAM																	
Oct 27 11	PHX	NOT WITH TEAM																	
Oct 29 11	DAL	NOT WITH TEAM																	
Nov 2 11	TOR	NOT WITH TEAM																	
Nov 3 11	PHI	NOT WITH TEAM																	
Nov 5 11	WPG	NOT WITH TEAM																	
Nov 8 11	CAR	NOT WITH TEAM																	
Nov 11 11	WSH	NOT WITH TEAM																	
Nov 12 11	WSH	NOT WITH TEAM																	
Nov 15 11	BOS	NOT WITH TEAM																	
Nov 16 11	BUF	NOT WITH TEAM																	
Nov 19 11	TB	NOT WITH TEAM																	
Nov 21 11	FLA	NOT WITH TEAM																	
Nov 23 11	CBJ	NOT WITH TEAM																	
Nov 25 11	NYI	NOT WITH TEAM																	
Nov 26 11	NYI	NOT WITH TEAM																	
Nov 30 11	COL	NOT WITH TEAM																	
Dec 2 11	MIN	NOT WITH TEAM																	
Dec 3 11	WPG	NOT WITH TEAM																	
Dec 6 11	TOR	NOT WITH TEAM																	
Dec 8 11	OTT	NOT WITH TEAM																	
Dec 10 11	MTL	NOT WITH TEAM																	
Dec 12 11	TB	NOT WITH TEAM																	
Dec 13 11	FLA	NOT WITH TEAM																	
Dec 16 11	DAL	NOT WITH TEAM																	
Dec 17 11	MTL	NOT WITH TEAM																	
Dec 20 11	NYR	NOT WITH TEAM																	
Dec 23 11	WSH	NOT WITH TEAM																	
Dec 26 11	CAR	NOT WITH TEAM																	
Dec 28 11	BUF	NOT WITH TEAM																	
Dec 31 11	PIT	NOT WITH TEAM																	
Jan 2 12	OTT	NOT WITH TEAM																	
Jan 4 12	BOS	NOT WITH TEAM																	
Jan 6 12	FLA	NOT WITH TEAM																	
Jan 7 12	PIT	NOT WITH TEAM																	
Jan 10 12	CGY	NOT WITH TEAM																	
Jan 11 12	EDM	NOT WITH TEAM																	
Jan 14 12	WPG	NOT WITH TEAM																	
Jan 17 12	WPG	NOT WITH TEAM																	
Jan 19 12	BOS	NOT WITH TEAM																	
Jan 21 12	PHI	NOT WITH TEAM																	
Jan 24 12	BUF	NOT WITH TEAM/SIGNS JAN. 30/FROM ALBANY JAN. 30																	
Jan 31 12	NYR	0	0	0	-1	0	1	0.0	0	0	0	0	0	0	0	0	N	N	N
Feb 2 12	MTL	0	0	0	0	0	1	0.0	0	0	0	0	0	0	0	0	N	N	N
Feb 4 12	PHI	0	1	1	2	0	0	-	0	0	0	0	0	0	0	0	N	N	N
Feb 5 12	PIT	0	1	1	1	0	1	0.0	0	0	0	0	0	0	0	0	N	N	N
Feb 7 12	NYR	0	0	0	0	0	0	0	0	0	0	0	0	0	0	0	N	N	N
Feb 9 12	STL	0	0	0	1	0	1	0.0	0	0	0	0	0	0	0	0	N	N	N
Feb 11 12	FLA	1	0	1	0	0	1	100.0	0	0	0	0	0	0	0	0	N	N	Y
Feb 14 12	BUF	0	0	0	0	0	0	-	0	0	0	0	0	0	0	0	N	N	N
Feb 17 12	ANA	0	0	0	0	0	1	0.0	0	0	0	0	0	0	0	0	N	N	N
Feb 19 12	MTL	0	0	0	1	0	1	0.0	0	0	0	0	0	0	0	0	N	N	N
Feb 21 12	TOR	0	0	0	1	0	2	0.0	0	0	0	0	0	0	0	0	N	N	N
Feb 24 12	VAN	0	0	0	-1	0	2	0.0	0	0	0	0	0	0	0	0	N	N	N
Feb 26 12	TB	0	1	1	1	0	0	-	0	0	0	0	0	0	0	0	N	N	N
Feb 27 12	NYR	0	0	0	-1	0	0	-	0	0	0	0	0	0	0	0	N	N	N
Mar 1 12	BOS	0	0	0	1	0	1	0.0	0	0	0	0	0	0	0	0	N	N	N
Mar 2 12	WSH	0	0	0	0	0	2	0.0	0	0	0	0	0	0	0	0	N	N	N
Mar 4 12	NYI	0	0	0	0	2	1	0.0	1	0	0	0	0	0	0	0	N	N	N
Mar 6 12	NYR	0	0	0	1	0	0	-	0	0	0	0	0	0	0	0	N	N	N
Mar 8 12	NYI	0	0	0	0	0	1	0.0	0	0	0	0	0	0	0	0	N	N	N
Mar 10 12	NYI	0	0	0	0	0	2	0.0	0	0	0	0	0	0	0	0	N	N	N
Mar 11 12	PHI	DID NOT DRESS																	
Mar 13 12	PHI	0	0	0	0	0	1	0.0	0	0	0	0	0	0	0	0	N	N	N
Mar 15 12	COL	0	0	0	0	0	0	-	0	0	0	0	0	0	0	0	N	N	N
Mar 17 12	PIT	0	0	0	-1	10	0	-	0	0	1	0	0	0	0	0	N	N	N
Mar 19 12	NYR	DID NOT DRESS																	
Mar 20 12	OTT	0	0	0	0	2	0	-	1	0	0	0	0	0	0	0	N	N	N
Mar 23 12	TOR	0	0	0	1	0	0	-	0	0	0	0	0	0	0	0	N	N	N
Mar 25 12	PIT	0	0	0	0	0	2	0.0	0	0	0	0	0	0	0	0	N	N	N
Mar 27 12	CHI	0	0	0	0	2	0	-	1	0	0	0	0	0	0	0	N	N	N
Mar 29 12	TB	0	0	0	-1	0	0	-	0	0	0	0	0	0	0	0	N	N	N
Mar 31 12	CAR	0	1	1	1	0	0	-	0	0	0	0	0	0	0	0	N	N	N
Apr 3 12	NYI	0	0	0	0	0	2	0.0	0	0	0	0	0	0	0	0	N	N	N
Apr 5 12	DET	0	0	0	0	0	0	-	0	0	0	0	0	0	0	0	N	N	N
Apr 7 12	OTT	0	1	1	0	0	0	-	0	0	0	0	0	0	0	0	N	N	N
	32GP	1	5	6	6	16	23	4.3	3	0	1	0	0	0	0	0	0	0	1

2011-12 NJD SEASON IN REVIEW

ERIC BOULTON LEFT WING #22



Born, Halifax, N.S., August 17, 1976;
Shoots left. 6'1", 225 lbs.;

NY Rangers' 12th choice (9th round), 234th overall, in 1994 Entry Draft.

BIO: Played in 51 NHL games during first season in New Jersey/11th NHL campaign; total includes season-high 14 straight appearances Feb. 27-Mar. 23...Appeared in his 600th career NHL game Apr. 5 at Detroit...Finished second on club with 115 penalty minutes (D. Clarkson, 138), including season-high 15 PIM Jan. 21 vs. Philadelphia (maj. & misc.)...Total includes 15 minors, nine majors and four misconducts...Cleared waivers Feb. 27; was placed on waivers two days earlier...Returned to lineup/removed from Injured Reserve List Nov. 30 at Colorado; missed 14 contests Oct. 22-Nov. 21 with hand injury...Recalled from Albany (AHL) Nov. 28; appeared in two games following Nov. 22 conditioning assignment...Made his Devils' debut in season-opener Oct. 8 vs. Philadelphia.

YEAR	TEAM	LEAGUE	GP	G	A	PTS	+/-	PIM	PP	SH	GW	GT	S	GP	G	A	PTS	PIM
1992-93	Cole Harbour	MJrHL	44	12	15	27	-	212	-	-	-	-	-	-	-	-	-	-
1993-94	Oshawa	OHL	45	4	3	7	-	149	-	-	-	-	-	5	0	0	0	16
1994-95	Oshawa	OHL	27	7	5	12	-	125	-	-	-	-	-	-	-	-	-	-
	Sarnia	OHL	24	3	7	10	-	134	-	-	-	-	-	4	0	1	1	10
1995-96	Sarnia	OHL	66	14	29	43	-	243	-	-	-	-	-	9	0	3	3	29
1996-97	Binghamton	AHL	23	2	3	5	-	67	-	-	-	-	-	3	0	0	0	4
	Charlotte	ECHL	44	14	11	25	-	325	-	-	-	-	-	3	0	1	1	6
1997-98	Charlotte	ECHL	53	11	16	27	-	202	-	-	-	-	-	4	1	0	1	0
	Fort Wayne	IHL	8	0	2	2	-	42	-	-	-	-	-	-	-	-	-	-
1998-99	Kentucky	AHL	34	3	3	6	-	154	-	-	-	-	-	10	0	1	1	36
	Florida	ECHL	26	9	13	22	-	143	-	-	-	-	-	-	-	-	-	-
	Houston	IHL	7	1	0	1	-	41	-	-	-	-	-	-	-	-	-	-
1999-00	Rochester	AHL	76	2	2	4	-	276	-	-	-	-	-	18	2	1	3	53
2000-01	Buffalo	NHL	35	1	2	3	1-	94	0	0	0	0	20	-	-	-	-	-
2001-02	Buffalo	NHL	35	2	3	5	1-	129	0	0	1	0	21	-	-	-	-	-
2002-03	Buffalo	NHL	58	1	5	6	1	178	0	0	0	0	33	-	-	-	-	-
2003-04	Buffalo	NHL	44	1	2	3	2-	110	0	0	0	0	20	-	-	-	-	-
2004-05	Columbia	ECHL	48	23	16	39	-	124	-	-	-	-	-	4	2	3	5	8
2005-06	Atlanta	NHL	51	4	5	9	4-	87	0	0	0	-	28	-	-	-	-	-
2006-07	Atlanta	NHL	45	3	4	7	2	49	0	0	0	-	42	4	0	0	0	24
2007-08	Atlanta	NHL	74	4	5	9	10-	127	0	0	0	-	64	-	-	-	-	-
2008-09	Atlanta	NHL	76	3	10	13	3-	176	0	0	0	-	71	-	-	-	-	-
2009-10	Atlanta	NHL	62	2	6	8	1-	113	1	0	0	-	39	-	-	-	-	-
2010-11	Atlanta	NHL	69	6	4	10	1	87	0	0	1	-	51	-	-	-	-	-
2011-12	DEVILS	NHL	51	0	0	0	12-	115	0	0	0	-	25	-	-	-	-	-
	DEVILS TOTALS		51	0	0	0	12-	115	0	0	0	-	25	-	-	-	-	-
	NHL TOTALS		600	27	46	73	30-	1265	1	0	2	0	414	4	0	0	0	24

Signed as a free agent by Buffalo, September 14, 1999. Signed as a free agent by Columbia, November 24, 2004. Signed as a free agent by Atlanta, August 8, 2005. Signed as a free agent by DEVILS, July 15, 2011.

2011-12 NJD SEASON IN REVIEW

Game-By-Game: Eric Boulton

Date	Opp	G	A	P	+/-	PIM	S	S %	Mn	Mj	Ms	GMs	MP	PS	PP	SH	GW	GD	FG
Oct 8 11	PHI	0	0	0	0	12	0	-	1	0	1	0	0	0	0	0	N	N	N
Oct 10 11	CAR	0	0	0	-1	0	0	-	0	0	0	0	0	0	0	0	N	N	N
Oct 13 11	LA	DID NOT DRESS																	
Oct 15 11	NSH	0	0	0	0	2	1	0.0	1	0	0	0	0	0	0	0	N	N	N
Oct 21 11	SJ	0	0	0	0	5	0	-	0	1	0	0	0	0	0	0	N	N	N
Oct 22 11	PIT	INJURED/HAND																	
Oct 25 11	LA	INJURED/HAND																	
Oct 27 11	PHX	INJURED/HAND																	
Oct 29 11	DAL	INJURED/HAND																	
Nov 2 11	TOR	INJURED/HAND																	
Nov 3 11	PHI	INJURED/HAND																	
Nov 5 11	WPG	INJURED/HAND																	
Nov 8 11	CAR	INJURED/HAND																	
Nov 11 11	WSH	INJURED/HAND																	
Nov 12 11	WSH	INJURED/HAND																	
Nov 15 11	BOS	INJURED/HAND																	
Nov 16 11	BUF	INJURED/HAND																	
Nov 19 11	TB	INJURED/HAND																	
Nov 21 11	FLA	INJURED/HAND																	
Nov 23 11	CBJ	TO ALB. NOV. 22 (COND.)/NOT WITH TEAM																	
Nov 25 11	NYI	NOT WITH TEAM																	
Nov 26 11	NYI	NOT WITH TEAM/FROM ALB. NOV. 28																	
Nov 30 11	COL	0	0	0	0	0	0	-	0	0	0	0	0	0	0	0	N	N	N
Dec 2 11	MIN	0	0	0	0	0	0	-	0	0	0	0	0	0	0	0	N	N	N
Dec 3 11	WPG	0	0	0	0	0	1	0.0	0	0	0	0	0	0	0	0	N	N	N
Dec 6 11	TOR	0	0	0	-1	0	1	0.0	0	0	0	0	0	0	0	0	N	N	N
Dec 8 11	OTT	0	0	0	-1	0	0	-	0	0	0	0	0	0	0	0	N	N	N
Dec 10 11	MTL	0	0	0	0	0	0	-	0	0	0	0	0	0	0	0	N	N	N
Dec 12 11	TB	0	0	0	0	0	1	0.0	0	0	0	0	0	0	0	0	N	N	N
Dec 13 11	FLA	0	0	0	0	0	3	0.0	0	0	0	0	0	0	0	0	N	N	N
Dec 16 11	DAL	0	0	0	0	0	1	0.0	0	0	0	0	0	0	0	0	N	N	N
Dec 17 11	MTL	0	0	0	-1	0	0	-	0	0	0	0	0	0	0	0	N	N	N
Dec 20 11	NYR	0	0	0	0	10	0	-	0	0	1	0	0	0	0	0	N	N	N
Dec 23 11	WSH	DID NOT DRESS																	
Dec 26 11	CAR	DID NOT DRESS																	
Dec 28 11	BUF	0	0	0	0	4	0	-	2	0	0	0	0	0	0	0	N	N	N
Dec 31 11	PIT	DID NOT DRESS																	
Jan 2 12	OTT	0	0	0	0	5	0	-	0	1	0	0	0	0	0	0	N	N	N
Jan 4 12	BOS	0	0	0	-2	0	1	0.0	0	0	0	0	0	0	0	0	N	N	N
Jan 6 12	FLA	0	0	0	-1	0	0	-	0	0	0	0	0	0	0	0	N	N	N
Jan 7 12	PIT	0	0	0	0	2	3	0.0	1	0	0	0	0	0	0	0	N	N	N
Jan 10 12	CGY	0	0	0	0	5	0	-	0	1	0	0	0	0	0	0	N	N	N
Jan 11 12	EDM	0	0	0	0	0	1	0.0	0	0	0	0	0	0	0	0	N	N	N
Jan 14 12	WPG	0	0	0	0	0	2	0.0	0	0	0	0	0	0	0	0	N	N	N
Jan 17 12	WPG	0	0	0	-1	0	0	-	0	0	0	0	0	0	0	0	N	N	N
Jan 19 12	BOS	0	0	0	0	0	0	-	0	0	0	0	0	0	0	0	N	N	N
Jan 21 12	PHI	0	0	0	0	15	0	-	0	1	1	0	0	0	0	0	N	N	N
Jan 24 12	BUF	0	0	0	0	0	3	0.0	0	0	0	0	0	0	0	0	N	N	N
Jan 31 12	NYR	0	0	0	-2	0	0	-	0	0	0	0	0	0	0	0	N	N	N
Feb 2 12	MTL	0	0	0	0	0	1	0.0	0	0	0	0	0	0	0	0	N	N	N
Feb 4 12	PHI	0	0	0	-1	4	2	0.0	2	0	0	0	0	0	0	0	N	N	N
Feb 5 12	PIT	0	0	0	0	0	0	-	0	0	0	0	0	0	0	0	N	N	N
Feb 7 12	NYR	0	0	0	0	5	0	-	0	1	0	0	0	0	0	0	N	N	N
Feb 9 12	STL	0	0	0	0	0	0	-	0	0	0	0	0	0	0	0	N	N	N
Feb 11 12	FLA	0	0	0	0	0	0	-	0	0	0	0	0	0	0	0	N	N	N
Feb 14 12	BUF	DID NOT DRESS																	
Feb 17 12	ANA	0	0	0	0	5	1	0.0	0	1	0	0	0	0	0	0	N	N	N
Feb 19 12	MTL	0	0	0	0	0	1	0.0	0	0	0	0	0	0	0	0	N	N	N
Feb 21 12	TOR	0	0	0	0	2	0	-	1	0	0	0	0	0	0	0	N	N	N
Feb 24 12	VAN	DID NOT DRESS																	
Feb 26 12	TB	DID NOT DRESS																	
Feb 27 12	NYR	0	0	0	0	7	0	-	1	1	0	0	0	0	0	0	N	N	N
Mar 1 12	BOS	0	0	0	0	5	0	-	0	1	0	0	0	0	0	0	N	N	N
Mar 2 12	WSH	0	0	0	0	0	0	-	0	0	0	0	0	0	0	0	N	N	N
Mar 4 12	NYI	0	0	0	-1	0	0	-	0	0	0	0	0	0	0	0	N	N	N
Mar 6 12	NYR	0	0	0	0	0	0	-	0	0	0	0	0	0	0	0	N	N	N
Mar 8 12	NYI	0	0	0	0	0	0	-	0	0	0	0	0	0	0	0	N	N	N
Mar 10 12	NYI	0	0	0	0	2	0	-	1	0	0	0	0	0	0	0	N	N	N
Mar 11 12	PHI	0	0	0	0	0	0	-	0	0	0	0	0	0	0	0	N	N	N
Mar 13 12	PHI	0	0	0	0	6	0	-	3	0	0	0	0	0	0	0	N	N	N
Mar 15 12	COL	0	0	0	0	0	0	-	0	0	0	0	0	0	0	0	N	N	N
Mar 17 12	PIT	0	0	0	0	10	0	-	0	0	1	0	0	0	0	0	N	N	N
Mar 19 12	NYR	0	0	0	0	9	1	0.0	2	1	0	0	0	0	0	0	N	N	N
Mar 20 12	OTT	0	0	0	0	0	0	-	0	0	0	0	0	0	0	0	N	N	N
Mar 23 12	TOR	0	0	0	0	0	0	-	0	0	0	0	0	0	0	0	N	N	N
Mar 25 12	PIT	DID NOT DRESS																	
Mar 27 12	CHI	DID NOT DRESS																	
Mar 29 12	TB	DID NOT DRESS																	
Mar 31 12	CAR	DID NOT DRESS																	
Apr 3 12	NYI	DID NOT DRESS																	
Apr 5 12	DET	0	0	0	0	0	1	0.0	0	0	0	0	0	0	0	0	N	N	N
Apr 7 12	OTT	DID NOT DRESS																	
51GP		0	0	0	-12	115	25	0.0	15	9	4	0	0	0	0	0	0	0	0

2011-12 NJD SEASON IN REVIEW

MARTIN BRODEUR GOALTENDER #30



**Born, Montreal, Que., May 6, 1972;
Catches left. 6'2", 220 lbs.;**

New Jersey's 1st choice, 20th overall, in 1990 Entry Draft.

BIO: Played/started in 59 contests overall; posted 31-21-4 mark, with three shutouts, .908 save percentage and 2.41 goals-against average...Recorded 4-0-1 mark over a five-game stretch Jan. 24-Feb. 7; posted 1 ShO, .931 save % and 1.75 GAA...Posted season-high five-game winning streak to close-out regular season: Mar. 27-Apr. 7 (1 ShO, .942 save % & 1.57 GAA)...Reached 30-win mark for NHL-record 14th time (P. Roy, Mtl. & Col., 13) with 2-1 decision Apr. 5 at Detroit (23 saves)...Recorded 3rd ShO of season/119th of NHL career with 5-0 decision Mar. 31 at Carolina (22 saves)...Posted 2nd ShO of season with 1-0 shootout win Mar. 15 vs. Colorado (28 saves + 2/2 SO); picked up 1st ShO of season with 1-0 win Feb. 7 at NY Rangers (30 saves)...Replaced by J. Hedberg Jan. 10 at Calgary (ND, 7:32, 5 shots/3 saves); is 19-11-3 with 3 ShO, .920 save % and 2.01 GAA in 33 starts since...Earned victory and made season-high 41 saves with 3-1 decision Jan. 7 at Pittsburgh...Also replaced by Hedberg Dec. 8 vs. Ottawa (ND, 20:00, 9 shots/7 saves), Dec. 2 at Minnesota (8:17, 4 shots/1 save); and Oct. 13 vs. Los Angeles (ND, 18:00, 11 shots/10 saves)...Extended own NHL record by starting 17th straight season-opener for same team in 3-0 loss Oct. 8 vs. Philadelphia...Is first all-time with 65 overtime wins/42 SO victories...Missed six contests Oct. 15-29 due to shoulder injury; also missed contest Feb. 9 vs. St. Louis (ankle)...Posted last point with assist Feb. 5 vs. Pittsburgh; now has 40 assists in NHL career.

YEAR	TEAM	LEAGUE	REGULAR SEASON								PLAYOFFS						
			GP	W	L	O/T	MINS	GA	SO	AVG	GP	W	L	MINS	GA	SO	AVG
1988-89	Mtl.-Bouras.	QAAA	27	13	12	1	1580	98	0	3.72	3	0	3	210	14	0	3.99
1989-90	St. Hyacin.	QMJHL	42	23	13	2	2333	156	0	4.01	12	5	7	678	46	0	4.07
1990-91	St. Hyacin.	QMJHL	52	22	24	4	2946	162	2	3.30	4	0	4	232	16	0	4.14
1991-92	St. Hyacin.	QMJHL	48	27	16	4	2846	161	2	3.39	5	2	3	317	14	0	2.65
	DEVILS	NHL	4	2	1	0	179	10	0	3.35	1	0	1	32	3	0	5.63
1992-93	Utica	AHL	32	14	13	5	1952	131	0	4.03	4	1	3	258	18	0	4.19
1993-94	DEVILS	NHL	47	27	11	8	2625	105	3	2.40	17	8	9	1171	38	1	1.95
1994-95	DEVILS	NHL	40	19	11	6	2184	89	3	2.45	*20	*16	4	*1222	34	*3	*1.67
1995-96	DEVILS	NHL	77	34	30	12	*4433	173	6	2.34	-	-	-	-	-	-	-
	Canada	WC-A	3	-	-	-	180	9	0	3.00	-	-	-	-	-	-	-
1996-97	Canada	W Cup	2	0	1	0	60	4	0	4.00	-	-	-	-	-	-	-
	DEVILS	NHL	67	37	14	13	3838	120	*10	*1.88	10	5	5	659	19	2	*1.73
1997-98	DEVILS	NHL	70	*43	17	8	4128	130	10	1.89	6	2	4	366	12	0	1.97
	Canada	Olym.	-	-	-	-	-	-	-	-	-	-	-	-	-	-	-
1998-99	DEVILS	NHL	*70	*39	21	10	*4239	162	4	2.29	7	3	4	425	20	0	2.82
1999-00	DEVILS	NHL	72	*43	20	8	4312	161	6	2.24	*23	*16	7	*1450	39	2	*1.61
2000-01	DEVILS	NHL	72	*42	17	11	4297	166	9	2.32	*25	15	10	*1505	52	*4	2.07
2001-02	DEVILS	NHL	*73	38	26	9	*4347	156	4	2.15	6	2	4	381	9	1	1.42
	Canada	Olym.	5	4	0	1	300	9	0	1.80	-	-	-	-	-	-	-
2002-03	DEVILS	NHL	73	*41	23	9	4374	147	*9	2.02	*24	*16	8	*1491	41	*7	1.65
2003-04	DEVILS	NHL	*75	*38	26	11	*4555	154	*11	2.03	5	1	4	298	13	0	2.62
2004-05	Canada	W Cup	5	5	0	0	300	5	1	1.00	-	-	-	-	-	-	-
	Canada	WC-A	7	5	2	0	419	20	0	2.87	-	-	-	-	-	-	-
2005-06	DEVILS	NHL	73	*43	23	7	4365	187	5	2.57	9	5	4	533	20	1	2.25
	Canada	Olym.	4	2	2	0	239	8	0	2.01	-	-	-	-	-	-	-
2006-07	DEVILS	NHL	*78	*48	23	7	*4697	171	*12	2.18	11	5	6	688	28	1	2.44
2007-08	DEVILS	NHL	*77	44	27	6	*4635	168	4	2.17	5	1	4	301	16	0	3.19
2008-09	DEVILS	NHL	31	19	9	3	1814	73	5	2.41	7	3	4	427	17	1	2.39
2009-10	DEVILS	NHL	*77	*45	25	6	*4499	168	*9	2.24	5	1	4	299	15	0	3.01
	Canada	Olym.	2	1	1	0	124	6	0	2.90	-	-	-	-	-	-	-
2010-11	DEVILS	NHL	56	23	26	3	3116	127	6	2.45	-	-	-	-	-	-	-
2011-12	DEVILS	NHL	59	31	21	4	3392	136	3	2.41	-	-	-	-	-	-	-
	DEVILS TOTALS		1191	656	371	141	70029	2603	119	2.23	181	99	82	11248	376	23	2.01
	NHL TOTALS		1191	656	371	141	70029	2603	119	2.23	181	99	82	11248	376	23	2.01


QMjHL All-Rookie Team (1990) • QMjHL Second All-Star Team (1992) • Won Calder Memorial Trophy (Top NHL Rookie) (1994) NHL/Upper Deck All-Rookie Team (1994) • Won William M. Jennings Trophy (Fewest Team Goals Allowed) (1997, 1998, 2003, 2004, 2010) • NHL Second All-Star Team (1997, 1998, 2006, 2008) • Played in NHL All-Star Game (1996 to 2001, 2003, 2004, 2007) • Won Vezina Trophy (Top NHL Goaltender) (2003, 2004, 2007, 2008) • NHL First All-Star Team (2003, 2004, 2007) • World Cup All-Tournament Team (2004)

*Led League

2011-12 NJD SEASON IN REVIEW

RYAN CARTER

CENTER #20



Born, White Bear Lake, MN, August 3, 1983;
Shoots left. 6'1", 200 lbs.;
Not drafted, signed as a free agent.


BIO: Saw action in 72 games overall, including seven with Florida and 65 with New Jersey; stats show 4g-4a-8pts...Recorded points in back-to-back contests Mar. 29-31 (1g-1a-2pts) and Mar. 6-8 (1g-1a-2pts)...Posted season-high 1g-1a-2pts in his 200th career NHL game Nov. 19 at Tampa Bay...Returned to lineup Feb. 24 vs. Vancouver; activated/removed from Injured Reserve List earlier that day...Missed 9 games Feb. 4-21 with non-displaced finger fracture suffered Feb. 2 vs. Montreal; was a healthy "scratch" Dec. 28 vs. Buffalo...Recorded first point in a Devils' sweater/of season with goal Nov. 12 at Washington...Made New Jersey debut Oct. 27 at Phoenix; claimed off waivers from Florida the previous day...Scoreless with six penalty minutes with Panthers this season; had 14g-21a-35pts and 191 penalty minutes in 189 career games with Anaheim, Carolina and Florida...Made professional debut with Portland (AHL) in 2006-07...Spent two seasons at Minnesota St.-Mankato (WCHA) and two years with Green Bay (USHL).

YEAR	TEAM	LEAGUE	REGULAR SEASON											PLAYOFFS					
			GP	G	A	PTS	+/-	PIM	PP	SH	GW	GT	S	GP	G	A	PTS	PIM	
2002-03	Green Bay	USHL	55	19	17	36	-	94	-	-	-	-	-	-	-	-	-	-	-
2003-04	Green Bay	USHL	59	22	23	45	-	131	-	-	-	-	-	-	-	-	-	-	-
2004-05	Minnesota St.	WCHA	37	15	8	23	-	44	-	-	-	-	-	-	-	-	-	-	-
2005-06	Minnesota St.	WCHA	39	19	16	35	-	71	-	-	-	-	-	-	-	-	-	-	-
2006-07	Portland	AHL	76	16	20	36	-	85	-	-	-	-	-	-	-	-	-	-	-
	Anaheim	NHL	-	-	-	-	-	-	-	-	-	-	-	-	4	0	0	0	0
2007-08	Anaheim	NHL	34	4	4	9	2-	36	0	0	1	-	56	6	0	0	0	0	6
	Portland	AHL	13	3	2	5	-	8	-	-	-	-	-	-	-	-	-	-	-
2008-09	Anaheim	NHL	48	3	6	9	3	52	0	0	1	-	40	10	2	3	5	0	-
2009-10	Anaheim	NHL	38	4	5	9	0	31	0	0	1	-	38	-	-	-	-	-	-
2010-11	Anaheim	NHL	18	1	2	3	4-	22	0	0	0	-	23	-	-	-	-	-	-
	Carolina	NHL	32	0	3	3	0	22	0	0	0	-	26	-	-	-	-	-	-
	Florida	NHL	12	2	1	3	3	22	0	0	0	-	14	-	-	-	-	-	-
2011-12	Florida	NHL	7	0	0	0	1-	6	0	0	0	-	3	-	-	-	-	-	-
	DEVILS	NHL	65	4	4	8	12-	84	0	0	0	-	47	-	-	-	-	-	-
	DEVILS TOTALS		65	4	4	8	12-	84	0	0	0	-	47	-	-	-	-	-	-
	NHL TOTALS		254	18	25	43	13-	275	0	0	3	-	247	20	2	3	5	6	-

Signed as a free agent by Anaheim, July 12, 2006. Traded to Carolina by Anaheim for Stefan Chaput and Matt Kennedy, November 23, 2010. Traded to Florida by Carolina with Carolina's fifth-round choice (later traded to Atlanta, later traded to San Jose-Sean Kuraly) in 2011 Entry Draft for Cory Stillman, February 24, 2011. Claimed by DEVILS off waivers from Florida, October 26, 2011.

2011-12 NJD SEASON IN REVIEW

DAVID CLARKSON RIGHT WING #23



**Born, Toronto, Ont., March 31, 1984;
Shoots right. 6'1", 200 lbs.;
Not drafted, signed as a free agent.**

BIO: Was club's ironman after playing in a career-high 181 consecutive games Mar. 2, 2010-Mar. 31, 2012...Finished third on squad with career-high 30 goals; was fifth with career-high 46 points...Led team with career-high seven game-winning goals; was tied for second with career-high eight power play tallies (P. Elias)...Also led squad with 138 penalty minutes; is tenth on franchise's all-time list with 692 career PIM...Matched career-high with five-game point-scoring streak Jan. 31-Feb. 7 (5g-3a-8pts); also had four-game streak Mar. 6-11 (3g-1a-4pts)...Totaled three three-game streaks: Feb. 19-24 (3g), Dec. 31-Jan. 4 (3g) and Nov. 15-19 (3g-1a-4pts); and points in back-to-back games six times, most recently Mar. 29-31 (2g-1a-3pts)...Recorded nine multiple-point games, including career-high 2g-1a-3pts Feb. 2 vs. Montreal...Eight two-point games show 2g Dec. 6 at Toronto, including first career overtime goal...Also had six 1g-1a-2pt matches, most recently Mar. 29 vs. Tampa Bay; and two assists Mar. 2 at Washington...Recorded second career game-determining goal Nov. 12 at Washington; is 2-3 in shootouts in NHL career...Appeared in his 300th career game Oct. 10 vs. Carolina...Missed games Apr. 3 vs. NY Islanders & season finale Apr. 7 vs. Ott. with lower body injury.


YEAR	TEAM	LEAGUE	REGULAR SEASON										PLAYOFFS						
			GP	G	A	PTS	+/-	PIM	PP	SH	GW	GT	S	GP	G	A	PTS	PIM	
2000-01	Port Hope	OPJHL	47	18	14	32	-	118	-	-	-	-	-	-	-	-	-	-	-
2001-02	Belleville	OHL	22	2	7	9	-	34	-	-	-	-	-	8	1	1	2	6	
	Aurora	OPJHL	37	26	21	47	-	141	-	-	-	-	-	-	-	-	-	-	
2002-03	Belleville	OHL	3	0	0	0	-	11	-	-	-	-	-	-	-	-	-	-	
	Kitchener	OHL	54	17	11	28	-	122	-	-	-	-	-	21	4	3	7	23	
2003-04	Kitchener	OHL	55	22	17	39	-	173	-	-	-	-	-	-	-	-	-	-	
2004-05	Kitchener	OHL	51	33	21	54	-	145	-	-	-	-	-	15	6	2	8	40	
2005-06	Albany	AHL	56	13	21	34	-	233	-	-	-	-	-	-	-	-	-	-	
2006-07	Lowell	AHL	67	20	18	38	-	150	-	-	-	-	-	-	-	-	-	-	
	DEVILS	NHL	7	3	1	4	1-	6	2	0	1	-	18	3	0	0	0	2	
2007-08	DEVILS	NHL	81	9	13	22	1	183	0	0	1	-	151	5	0	0	0	4	
2008-09	DEVILS	NHL	82	17	15	32	1-	164	4	0	3	-	158	7	2	0	2	19	
2009-10	DEVILS	NHL	46	11	13	24	3	85	3	0	2	-	106	5	0	0	0	22	
2010-11	DEVILS	NHL	82	12	6	18	20-	116	1	0	1	-	192	-	-	-	-	-	
2011-12	DEVILS	NHL	80	30	16	46	8-	138	8	0	7	-	228	-	-	-	-	-	
	DEVILS TOTALS		378	82	64	146	26-	692	18	0	15	-	853	20	2	0	2	47	
	NHL TOTALS		378	82	64	146	26-	692	18	0	15	-	853	20	2	0	2	47	

Played in NHL *YoungStars* Game (2008)

Signed as a free agent by DEVILS, August 12, 2005.

2011-12 NJD SEASON IN REVIEW

PATRIK ELIAS CENTER #26



**Born, Trebic, Czech Rep., April 13, 1976;
Shoots left. 6'1", 195 lbs.;**
New Jersey's 2nd choice, 51st overall, in 1994 Entry Draft.


BIO: Led Devils/was seventh in NHL with 52 assists; was second on team/10th in league (tie, E. Karlsson, Ott.) with 78 points and fourth on club with 26 goals...Reached the 25-goal mark for seventh time/50-assist mark for second time in 14 NHL seasons...Tied for tenth in league with 13g-31a-44pts in 45 games during the 2012 calendar year...Recorded points in team season-high (tie, A. Henrique & Z. Parise) seven straight games on three occasions: Jan. 24-Feb. 9 (2g-6a-8pts), Jan. 6-19 (4g-7a-11pts) and Oct. 29-Nov. 12 (2g-6a-8pts)...Also had points in six straight games Oct. 10-25 (4g-3a-7pts)...Had points in five straight Mar. 29-Apr. 7 (1g-7a-8pts); as well as four straight three times, most recently Feb. 19-26 (4a)...Posted points in three straight Mar. 17-20 (1g-2a-3pts) and Dec. 3-8 (1g-2a-3pts); and in back-to-back games three times, most recently Mar. 6-8 (2g-2a-4pts)...Posted 17 multiple-point games, including two season-high 1g-2a-3pt efforts: Jan. 17 vs. Winnipeg and Jan. 6 vs. Florida...Became third player to appear in 1,000 games for New Jersey during Jan. 6 contest (K. Daneyko, 1,283 & M. Brodeur, 1,184)...With 2g Dec. 17 at Montreal, equaled/established franchise goal-scoring mark (J. MacLean, 347)...Also posted eight 1g-1a matches, most recently Apr. 3 vs. NY Islanders; and six two-assist contests, most recently Mar. 31 at Carolina...With 2a Dec. 28 vs. Buffalo, reached 500-assist mark in NHL career...With power play tally Nov. 2 vs. Toronto, became team's all-time PP goal leader (MacLean, 92)...Scored game-determining goals Feb. 17 vs. Anaheim and Nov. 3 at Philadelphia...Unsuccessful on penalty shot attempt Jan. 14 at Winnipeg (O. Pavelec); is 1-4 in career...Missed contest Dec. 20 vs. NY Rangers (ill).

YEAR	TEAM	LEAGUE	GP	REGULAR SEASON											PLAYOFFS					
				G	A	PTS	+/-	PIM	PP	SH	GW	GT	S	GP	G	A	PTS	PIM		
1992-93	Poldi Kladno	Cze.	2	0	0	0	-	-	-	-	-	-	-	-	-	-	-	-	-	-
1993-94	Po. Kla. Cze. Rep.	Rep.	15	1	2	3	-	-	-	-	-	-	-	-	11	2	2	4	-	-
	Czech Rep.	EJC-A	5	2	5	7	-	2	-	-	-	-	-	-	-	-	-	-	-	-
1994-95	Po. Kla. Cze. Rep.	Rep.	28	4	3	7	-	37	-	-	-	-	-	-	7	1	2	3	12	-
1995-96	Albany	AHL	74	27	36	63	-	83	-	-	-	-	-	-	4	1	1	2	2	-
	DEVILS	NHL	1	0	0	0	1-	0	0	0	0	0	2	-	-	-	-	-	-	-
1996-97	Albany	AHL	57	24	43	67	-	76	-	-	-	-	-	-	6	1	2	3	8	-
	DEVILS	NHL	17	2	3	5	4-	2	0	0	0	0	23	8	2	3	5	4	-	-
1997-98	DEVILS	NHL	74	18	19	37	18	28	5	0	6	1	147	4	0	1	1	0	-	-
	Albany	AHL	3	3	0	3	-	2	-	-	-	-	-	-	-	-	-	-	-	-
	Czech Rep.	WC-A	3	1	0	1	-	0	-	-	-	-	-	-	-	-	-	-	-	-
1998-99	DEVILS	NHL	74	17	33	50	19	34	3	0	2	0	157	7	0	5	5	6	-	-
1999-00	SK Trebic	Cze.-2	2	2	1	3	-	2	-	-	-	-	-	-	-	-	-	-	-	-
	Pardu.	Cze. Rep.	5	1	4	5	-	31	-	-	-	-	-	-	-	-	-	-	-	-
	DEVILS	NHL	72	35	37	72	16	58	9	0	9	1	183	23	7	*13	20	9	-	-
2000-01	DEVILS	NHL	82	40	56	96	*45	51	8	3	6	1	220	25	9	14	23	10	-	-
2001-02	DEVILS	NHL	75	29	32	61	4	36	8	1	8	0	199	6	2	4	6	6	-	-
	Czech Rep.	Olym.	4	1	1	2	-	0	-	-	-	-	-	-	-	-	-	-	-	-
2002-03	DEVILS	NHL	81	28	29	57	17	22	6	0	4	1	255	24	5	8	13	26	-	-
2003-04	DEVILS	NHL	82	38	43	81	26	44	9	3	9	0	300	5	3	2	5	2	-	-
2004-05	Czech Rep.	W Cup	5	3	2	5	-	10	-	-	-	-	-	-	-	-	-	-	-	-
	Znojmo	Cze. Rep.	28	8	20	28	-	65	-	-	-	-	-	-	-	-	-	-	-	-
	Magnitogorsk	Rus.	17	5	9	14	-	28	-	-	-	-	-	-	-	-	-	-	-	-
2005-06	DEVILS	NHL	38	16	29	45	11	20	6	0	3	-	142	9	6	10	16	4	-	-
	Czech Rep.	Olym.	1	0	0	0	-	2	-	-	-	-	-	-	-	-	-	-	-	-
2006-07	DEVILS	NHL	75	21	48	69	1	38	8	0	5	-	267	10	1	9	10	4	-	-
2007-08	DEVILS	NHL	74	20	35	55	10	38	7	0	8	-	263	5	4	2	6	4	-	-
	Czech Rep.	WC-A	7	6	3	9	-	6	-	-	-	-	-	-	-	-	-	-	-	-
2008-09	DEVILS	NHL	77	31	47	78	18	32	12	2	6	-	247	7	1	2	3	2	-	-
	Czech Rep.	WC-A	3	2	0	2	-	2	-	-	-	-	-	-	-	-	-	-	-	-
2009-10	DEVILS	NHL	58	19	29	48	18	40	3	1	4	-	145	5	0	4	4	2	-	-
	Czech Rep.	Olym.	5	2	2	4	-	2	-	-	-	-	-	-	-	-	-	-	-	-
2010-11	DEVILS	NHL	81	21	41	62	4-	16	7	1	5	-	204	-	-	-	-	-	-	-
	Czech Rep.	WC-A	9	4	5	9	-	6	-	-	-	-	-	-	-	-	-	-	-	-
2011-12	DEVILS	NHL	81	26	52	78	8-	16	8	2	3	-	164	-	-	-	-	-	-	-
	DEVILS TOTALS		1042	361	533	894	186	475	99	13	78	4	2918	138	40	77	117	79		
	NHL TOTALS		1042	361	533	894	186	475	99	13	78	4	2918	138	40	77	117	79		

EJC-A All-Star Team (1994) • Played in AHL All-Star Game (1997) • NHL All-Rookie Team (1998) • Played in NHL All-Star Game (2000, 2002, 2011) • NHL First All-Star Team (2001) • Co-Winner Bud Light Plus/Minus Award (2001)
*Led League

2011-12 NJD SEASON IN REVIEW

MARK FAYNE DEFENSEMAN #29



Born, Nashua, NH, May 15, 1987;
Shoots right. 6'3", 215 lbs.;
New Jersey's 5th choice, 155th overall, in 2005 Entry Draft.


BIO: One of five players in Devils' lineup - and one of just two defensemen (B. Salvador) to play in all 82 games; has appeared in career-high 113 consecutive games overall...Recorded 4g-13a-17pts to surpass last season's 4g-10a-14pts; was first among the club's defensemen with four goals...Recorded first career overtime goal Feb. 21 at Toronto; was club's first defenseman to score in the extra session since Mar. 12, 2011 vs. NY Islanders (A. Salmela)...Posted points in back-to-back games twice: Feb. 19-21 (1g-1a-2pts) and Oct. 25-27 (1g-1a-2pts)...Represented Team USA at 2011 World Championships for first-ever international action.

YEAR	TEAM	LEAGUE	GP	REGULAR SEASON										PLAYOFFS					
				G	A	PTS	+/-	PIM	PP	SH	GW	GT	S	GP	G	A	PTS	PIM	
2003-04	Nobles Prep	MA	20	3	5	8	-	14	-	-	-	-	-	-	-	-	-	-	-
2004-05	Nobles Prep	MA	24	1	17	18	-	16	-	-	-	-	-	-	-	-	-	-	-
2005-06	Nobles Prep	MA	29	10	24	34	-	-	-	-	-	-	-	-	-	-	-	-	-
2006-07	Providence	HE	36	5	7	12	-	43	-	-	-	-	-	-	-	-	-	-	-
2007-08	Providence	HE	36	2	4	6	-	18	-	-	-	-	-	-	-	-	-	-	-
2008-09	Providence	HE	33	4	5	9	-	30	-	-	-	-	-	-	-	-	-	-	-
2009-10	Providence	HE	34	5	17	22	-	14	-	-	-	-	-	-	-	-	-	-	-
2010-11	Albany	AHL	19	1	3	4	-	6	-	-	-	-	-	-	-	-	-	-	-
	DEVILS	NHL	57	4	10	14	10	27	0	0	0	-	77	-	-	-	-	-	-
	United States	WC-A	4	0	1	1	-	0	-	-	-	-	-	-	-	-	-	-	-
2011-12	DEVILS	NHL	82	4	13	17	4-	26	0	0	1	-	94	-	-	-	-	-	-
	DEVILS TOTALS		139	8	23	31	6	53	0	0	1	-	171	-	-	-	-	-	-
	NHL TOTALS		139	8	23	31	6	53	0	0	1	-	171	-	-	-	-	-	-

Hockey East All-Rookie Team (2007) • Hockey East All-Conference Team Honorable Mention (2010)

2011-12 NJD SEASON IN REVIEW

STEPHEN GIONTA CENTER #11



**Born, Rochester, NY, October 9, 1983;
Shoots right. 5'7", 185 lbs.;
Not drafted, signed as a free agent.**

BIO: In his sixth season with Devils' organization; scored first career NHL/GWG in his only NHL appearance of 2011-12 in season finale Apr. 7 vs. Ottawa; was first appearance since Dec. 4, 2010...Recalled from Albany (AHL) Apr. 6 for 2nd time in 3 days; AHL totals show 6g-10a-16pts in 56 appearances...Split 2010-11 campaign between Albany (54 games) and New Jersey (12)...Is 1st in AHL Devils' history with 360 games, 56 goals, 79 assists & 135 points...Played against his older brother, Brian, for 1st time in NHL career Dec. 2, 2010 vs. Mtl...Along with Brian, became 5th set of brothers in team history (Brotten, Lemieux, Niedermayer & Sundstrom).

YEAR	TEAM	LEAGUE	GP	G	A	REGULAR SEASON								PLAYOFFS					
						PTS	+/-	PIM	PP	SH	GW	GT	S	GP	G	A	PTS	PIM	
2000-01	Un. States	USDP-18	16	1	2	3	-	12	-	-	-	-	-	-	-	-	-	-	-
2002-03	Boston	College	HE	33	5	10	15	-	36	-	-	-	-	-	-	-	-	-	-
2003-04	Boston	College	HE	41	9	15	24	-	36	-	-	-	-	-	-	-	-	-	-
2004-05	Boston	College	HE	38	8	11	19	-	44	-	-	-	-	-	-	-	-	-	-
2005-06	Boston	College	HE	39	11	21	32	-	66	-	-	-	-	-	-	-	-	-	-
	Albany	AHL	3	5	1	6	-	2	-	-	-	-	-	-	-	-	-	-	-
2006-07	Lowell	AHL	67	7	8	15	-	15	-	-	-	-	-	-	-	-	-	-	-
2007-08	Lowell	AHL	63	16	13	29	-	33	-	-	-	-	-	-	-	-	-	-	-
2008-09	Lowell	AHL	52	2	9	11	-	30	-	-	-	-	-	-	-	-	-	-	-
2009-10	Lowell	AHL	68	15	19	34	-	26	-	-	-	-	-	-	-	-	-	-	-
2010-11	Albany	AHL	54	10	20	30	-	21	-	-	-	-	-	-	5	0	1	1	0
	DEVILS	NHL	12	0	0	0	3-	6	0	0	0	-	13	-	-	-	-	-	-
2011-12	Albany	AHL	56	6	10	16	-	40	-	-	-	-	-	-	-	-	-	-	-
	DEVILS	NHL	1	1	0	1	1	0	0	0	1	-	2	-	-	-	-	-	-
	DEVILS TOTALS		13	1	0	1	2-	6	0	0	1	-	15	-	-	-	-	-	-
	NHL TOTALS		13	1	0	1	2-	6	0	0	1	-	15	-	-	-	-	-	-

Signed as a free agent by Albany, April 12, 2006. Signed as a free agent by DEVILS, August 26, 2010.

2011-12 NJD SEASON IN REVIEW

Game-By-Game: Stephen Gionta

Date	Opp	G	A	P	+/-	PIM	S	S%	Mn	Mi	Ms	GMs	MP	PS	PP	SH	GW	GD	FG
Oct 8 11	PHI	NOT WITH TEAM																	
Oct 10 11	CAR	NOT WITH TEAM																	
Oct 13 11	LA	NOT WITH TEAM																	
Oct 15 11	NSH	NOT WITH TEAM																	
Oct 21 11	SJ	NOT WITH TEAM																	
Oct 22 11	PIT	NOT WITH TEAM																	
Oct 25 11	LA	NOT WITH TEAM																	
Oct 27 11	PHX	NOT WITH TEAM																	
Oct 29 11	DAL	NOT WITH TEAM																	
Nov 2 11	TOR	NOT WITH TEAM																	
Nov 3 11	PHI	NOT WITH TEAM																	
Nov 5 11	WPG	NOT WITH TEAM																	
Nov 8 11	CAR	NOT WITH TEAM																	
Nov 11 11	WSH	NOT WITH TEAM																	
Nov 12 11	WSH	NOT WITH TEAM																	
Nov 15 11	BOS	NOT WITH TEAM																	
Nov 16 11	BUF	NOT WITH TEAM																	
Nov 19 11	TB	NOT WITH TEAM																	
Nov 21 11	FLA	NOT WITH TEAM																	
Nov 23 11	CBJ	NOT WITH TEAM																	
Nov 25 11	NYI	NOT WITH TEAM																	
Nov 26 11	NYI	NOT WITH TEAM																	
Nov 30 11	COL	NOT WITH TEAM																	
Dec 2 11	MIN	NOT WITH TEAM																	
Dec 3 11	WPG	NOT WITH TEAM																	
Dec 6 11	TOR	NOT WITH TEAM																	
Dec 8 11	OTT	NOT WITH TEAM																	
Dec 10 11	MTL	NOT WITH TEAM																	
Dec 12 11	TB	NOT WITH TEAM																	
Dec 13 11	FLA	NOT WITH TEAM																	
Dec 16 11	DAL	NOT WITH TEAM																	
Dec 17 11	MTL	NOT WITH TEAM																	
Dec 20 11	NYR	NOT WITH TEAM																	
Dec 23 11	WSH	NOT WITH TEAM																	
Dec 26 11	CAR	NOT WITH TEAM																	
Dec 28 11	BUF	NOT WITH TEAM																	
Dec 31 11	PIT	NOT WITH TEAM																	
Jan 2 12	OTT	NOT WITH TEAM																	
Jan 4 12	BOS	NOT WITH TEAM																	
Jan 6 12	FLA	NOT WITH TEAM																	
Jan 7 12	PIT	NOT WITH TEAM																	
Jan 10 12	CGY	NOT WITH TEAM																	
Jan 11 12	EDM	NOT WITH TEAM																	
Jan 14 12	WPG	NOT WITH TEAM																	
Jan 17 12	WPG	NOT WITH TEAM																	
Jan 19 12	BOS	NOT WITH TEAM																	
Jan 21 12	PHI	NOT WITH TEAM																	
Jan 24 12	BUF	NOT WITH TEAM																	
Jan 31 12	NYR	NOT WITH TEAM																	
Feb 2 12	MTL	NOT WITH TEAM																	
Feb 4 12	PHI	NOT WITH TEAM																	
Feb 5 12	PIT	NOT WITH TEAM																	
Feb 7 12	NYR	NOT WITH TEAM																	
Feb 9 12	STL	NOT WITH TEAM																	
Feb 11 12	FLA	NOT WITH TEAM																	
Feb 14 12	BUF	NOT WITH TEAM																	
Feb 17 12	ANA	NOT WITH TEAM																	
Feb 19 12	MTL	NOT WITH TEAM																	
Feb 21 12	TOR	NOT WITH TEAM																	
Feb 24 12	VAN	NOT WITH TEAM																	
Feb 26 12	TB	NOT WITH TEAM																	
Feb 27 12	NYR	NOT WITH TEAM																	
Mar 1 12	BOS	NOT WITH TEAM																	
Mar 2 12	WSH	NOT WITH TEAM																	
Mar 4 12	NYI	NOT WITH TEAM																	
Mar 6 12	NYR	NOT WITH TEAM																	
Mar 8 12	NYI	NOT WITH TEAM																	
Mar 10 12	NYI	NOT WITH TEAM																	
Mar 11 12	PHI	NOT WITH TEAM																	
Mar 13 12	PHI	NOT WITH TEAM																	
Mar 15 12	COL	NOT WITH TEAM																	
Mar 17 12	PIT	NOT WITH TEAM																	
Mar 19 12	NYR	NOT WITH TEAM																	
Mar 20 12	OTT	NOT WITH TEAM																	
Mar 23 12	TOR	NOT WITH TEAM																	
Mar 25 12	PIT	NOT WITH TEAM																	
Mar 27 12	CHI	NOT WITH TEAM																	
Mar 29 12	TB	NOT WITH TEAM																	
Mar 31 12	CAR	NOT WITH TEAM																	
Apr 3 12	NYI	NOT WITH TEAM/FROM ALB. APR. 4/TO ALB. APR. 4																	
Apr 5 12	DET	NOT WITH TEAM/FROM ALB. APR. 6																	
Apr 7 12	OTT	1	0	1	1	0	2	50.0	0	0	0	0	0	0	0	0	Y	N	N
	1GP	1	0	1	1	0	2	50.0	0	0	0	0	0	0	0	0	1	0	0

2011-12 NJD SEASON IN REVIEW

ANDY GREENE DEFENSEMAN #6



**Born, Trenton, MI, October 30, 1982;
Shoots left. 5'11", 190 lbs.;
Not drafted, signed as a free agent.**

BIO: Fourth among Devils' defensemen with 16 points after finishing first during each of the previous two seasons; was third with 15 assists... Totals show three two-point games: 1g-1a Mar. 17 vs. Pittsburgh, 2a Nov. 21 at Florida and 2a Oct. 25 at Los Angeles... Reached 100-point mark in NHL career Mar. 17... Posted assists/points in back-to-back games Nov. 15-16 (2a)... Appeared in his 300th career NHL contest Oct. 29 at Dallas... Returned to lineup/activated from Injured Reserve List Jan. 31 vs. NY Rangers after missing 22 contests Dec. 8-Jan. 24 with non-displaced toe fracture... Appeared in career-high 94 consecutive games Apr. 10, 2010 to Nov. 2, 2011; missed two games Nov. 3-5 with lower body injury... Missed Mar. 4 contest at NY Islanders with back spasms and Nov. 30 game at Colorado with lower body injury.


YEAR	TEAM	LEAGUE	REGULAR SEASON											PLAYOFFS					
			GP	G	A	PTS	+/-	PIM	PP	SH	GW	GT	S	GP	G	A	PTS	PIM	
2001-02	Detroit	NAHL	53	16	29	45	-	88	-	-	-	-	-	-	-	-	-	-	-
2002-03	Miami	CCHA	41	4	19	23	-	64	-	-	-	-	-	-	-	-	-	-	-
2003-04	Miami	CCHA	41	7	19	26	-	78	-	-	-	-	-	-	-	-	-	-	-
2004-05	Miami	CCHA	38	7	27	34	-	66	-	-	-	-	-	-	-	-	-	-	-
2005-06	Miami	CCHA	39	9	22	31	-	48	-	-	-	-	-	-	-	-	-	-	-
2006-07	Lowell	AHL	52	5	16	21	-	28	-	-	-	-	-	-	-	-	-	-	-
	DEVILS	NHL	23	1	5	6	1-	6	1	0	0	-	23	11	2	1	3	2	0
2007-08	DEVILS	NHL	59	2	8	10	0	22	2	0	0	-	50	2	0	0	0	0	0
2008-09	DEVILS	NHL	49	2	7	9	3	22	0	0	0	-	38	3	0	1	1	0	0
2009-10	DEVILS	NHL	78	6	31	37	9	14	4	0	4	-	86	5	1	1	2	6	6
	United States	WC-A	6	0	2	2	-	0	-	-	-	-	-	-	-	-	-	-	-
2010-11	DEVILS	NHL	82	4	19	23	23-	22	1	0	1	-	91	-	-	-	-	-	-
2011-12	DEVILS	NHL	56	1	15	16	3	16	0	0	0	-	53	-	-	-	-	-	-
	DEVILS TOTALS		347	16	85	101	9-	102	8	0	5	-	341	21	3	3	6	8	8
	NHL TOTALS		347	16	85	101	9-	102	8	0	5	-	341	21	3	3	6	8	8

NAHL All-League First Team (2002) • NAHL Most Valuable Defenseman (2002) • CCHA All-Rookie Team (2003) • CCHA First All-Star Team (2004 to 2006) • CCHA All-Tournament Team (2004, 2006) • CCHA Offensive Defenseman of the Year (2005, 2006) • NCAA West Second All-American Team (2005) • NCAA West First All-American Team (2006) • CCHA Defensive Defenseman of the Year (2006) • Played in AHL All-Star Game (2007)

Signed as a free agent by DEVILS, April 4, 2006.

2011-12 NJD SEASON IN REVIEW

PETER HARROLD DEFENSEMAN #10



Born, Kirtland Hills, OH, June 8, 1983;
Shoots right. 6'0", 190 lbs.;
Not drafted, signed as a free agent.

BIO: Saw action with both AHL and NHL Devils during sixth professional season...Recorded 5g-21a-26pts and 36 penalty minutes in 61 AHL appearances overall...Total includes three season-high two-assist efforts, most recently Mar. 16 at Binghamton and season-high four-game point-scoring streak Feb. 26-Mar. 4 (2g-2a-4pts)...Recalled by New Jersey on four occasions, most recently Mar. 26...Posted only NHL points of season in back-to-back games Apr. 5-7 (2a)...Made NHL Devils' debut Jan. 24 vs. Buffalo...Entered campaign with 8g-18a-26pts and 50 PIM in 164 career NHL appearances...Spent each of the previous five seasons with Kings' organization...Appeared in 19 games in 2010-11, recording 1g-3a-4pts and 4 PIM...Split the 2006-07 and 2007-08 seasons between Los Angeles and Manchester (AHL)...Spent four seasons, 2002-03 through 2005-06 at Boston College (HE) and was a member of the Eagles' regular-season championship teams in 2003, 2004 and 2005...Also spent three seasons with Cleveland (NAHL).

YEAR	TEAM	LEAGUE	REGULAR SEASON							PLAYOFFS					GP	G	A	PTS	PIM
			GP	G	A	PTS	+/-	PIM	PP	SH	GW	GT	S						
1990-00	Cleveland	NAHL	8	0	1	1	-	6	-	-	-	-	-	-	-	-	-	-	-
2000-01	Cleveland	NAHL	55	5	23	28	-	34	-	-	-	-	-	-	-	-	-	-	-
2001-02	Cleveland	NAHL	54	5	19	24	-	38	-	-	-	-	-	-	-	-	-	-	-
2002-03	Boston College	HE	39	1	11	12	-	20	-	-	-	-	-	-	-	-	-	-	-
2003-04	Boston College	HE	40	2	12	14	-	12	-	-	-	-	-	-	-	-	-	-	-
2004-05	Boston College	HE	35	4	10	14	-	22	-	-	-	-	-	-	-	-	-	-	-
2005-06	Boston College	HE	42	7	23	30	-	32	-	-	-	-	-	-	-	-	-	-	-
2006-07	Manchester	AHL	62	7	27	34	-	43	-	-	-	-	-	-	16	3	8	11	18
	Los Angeles	NHL	12	0	2	2	0	8	0	0	0	-	11	-	-	-	-	-	-
2007-08	Manchester	AHL	49	7	36	43	-	25	-	-	-	-	-	4	0	1	1	4	-
	Los Angeles	NHL	25	2	3	5	3	2	0	0	0	-	16	-	-	-	-	-	-
2008-09	Los Angeles	NHL	69	4	8	12	13	28	1	0	1	-	95	-	-	-	-	-	-
2009-10	Los Angeles	NHL	39	1	2	3	2	8	0	0	0	-	23	2	0	0	0	0	-
2010-11	Los Angeles	NHL	19	1	3	4	3	4	0	0	0	-	12	-	-	-	-	-	-
2011-12	Albany	AHL	61	5	21	26	-	36	-	-	-	-	-	-	-	-	-	-	-
	DEVILS	NHL	11	0	2	2	0	0	0	0	0	-	11	-	-	-	-	-	-
	DEVILS TOTALS		11	0	2	2	0	0	0	0	0	-	11	-	-	-	-	-	-
	NHL TOTALS		175	8	20	28	9-	50	1	0	1	-	168	2	0	0	0	0	0

Hockey East All-Academic Team (2004 to 2006) • NCAA East First All-American Team (2006) • Hockey East Best Defensive Defenseman (2006) • Hockey East First All-Star Team (2006)

Signed as a free agent by Los Angeles, April 12, 2006. Signed as a free agent by DEVILS, August 12, 2011.

2011-12 NJD SEASON IN REVIEW

Game-By-Game: Peter Harrold

Date	Opp	G	A	P	+/-	PIM	S	S%	Mn	Mi	Ms	GMs	MP	PS	PP	SH	GW	GD	FG
Oct 8 11	PHI	NOT WITH TEAM																	
Oct 10 11	CAR	NOT WITH TEAM																	
Oct 13 11	LA	NOT WITH TEAM																	
Oct 15 11	NSH	NOT WITH TEAM																	
Oct 21 11	SJ	NOT WITH TEAM																	
Oct 22 11	PIT	NOT WITH TEAM																	
Oct 25 11	LA	NOT WITH TEAM																	
Oct 27 11	PHX	NOT WITH TEAM																	
Oct 29 11	DAL	NOT WITH TEAM																	
Nov 2 11	TOR	NOT WITH TEAM																	
Nov 3 11	PHI	NOT WITH TEAM																	
Nov 5 11	WPG	NOT WITH TEAM																	
Nov 8 11	CAR	NOT WITH TEAM																	
Nov 11 11	WSH	NOT WITH TEAM																	
Nov 12 11	WSH	NOT WITH TEAM																	
Nov 15 11	BOS	NOT WITH TEAM																	
Nov 16 11	BUF	NOT WITH TEAM																	
Nov 19 11	TB	NOT WITH TEAM																	
Nov 21 11	FLA	NOT WITH TEAM																	
Nov 23 11	CBJ	NOT WITH TEAM																	
Nov 25 11	NYI	NOT WITH TEAM																	
Nov 26 11	NYI	NOT WITH TEAM																	
Nov 30 11	COL	NOT WITH TEAM																	
Dec 2 11	MIN	NOT WITH TEAM																	
Dec 3 11	WPG	NOT WITH TEAM																	
Dec 6 11	TOR	NOT WITH TEAM																	
Dec 8 11	OTT	NOT WITH TEAM																	
Dec 10 11	MTL	NOT WITH TEAM																	
Dec 12 11	TB	NOT WITH TEAM																	
Dec 13 11	FLA	NOT WITH TEAM																	
Dec 16 11	DAL	NOT WITH TEAM																	
Dec 17 11	MTL	NOT WITH TEAM																	
Dec 20 11	NYR	NOT WITH TEAM																	
Dec 23 11	WSH	NOT WITH TEAM																	
Dec 26 11	CAR	NOT WITH TEAM																	
Dec 28 11	BUF	NOT WITH TEAM																	
Dec 31 11	PIT	NOT WITH TEAM																	
Jan 2 12	OTT	NOT WITH TEAM																	
Jan 4 12	BOS	NOT WITH TEAM																	
Jan 6 12	FLA	NOT WITH TEAM																	
Jan 7 12	PIT	NOT WITH TEAM																	
Jan 10 12	CGY	NOT WITH TEAM																	
Jan 11 12	EDM	NOT WITH TEAM																	
Jan 14 12	WPG	NOT WITH TEAM																	
Jan 17 12	WPG	NOT WITH TEAM																	
Jan 19 12	BOS	NOT WITH TEAM																	
Jan 21 12	PHI	NOT WITH TEAM/FROM ALB. JAN. 23																	
Jan 24 12	BUF	0	0	0	0	0	1	0.0	0	0	0	0	0	0	0	0	N	N	N
Jan 31 12	NYR	TO ALB. JAN. 25/NOT WITH TEAM																	
Feb 2 12	MTL	NOT WITH TEAM/FROM ALB. FEB. 4																	
Feb 4 12	PHI	0	0	0	-1	0	1	0.0	0	0	0	0	0	0	0	0	N	N	N
Feb 5 12	PIT	TO ALB. FEB. 5/NOT WITH TEAM																	
Feb 7 12	NYR	NOT WITH TEAM																	
Feb 9 12	STL	NOT WITH TEAM																	
Feb 11 12	FLA	NOT WITH TEAM																	
Feb 14 12	BUF	NOT WITH TEAM																	
Feb 17 12	ANA	NOT WITH TEAM/FROM ALB. FEB. 18																	
Feb 19 12	MTL	0	0	0	0	0	2	0.0	0	0	0	0	0	0	0	0	N	N	N
Feb 21 12	TOR	0	0	0	0	0	0	-	0	0	0	0	0	0	0	0	N	N	N
Feb 24 12	VAN	0	0	0	0	0	1	0.0	0	0	0	0	0	0	0	0	N	N	N
Feb 26 12	TB	TO ALB. FEB. 25/NOT WITH TEAM																	
Feb 27 12	NYR	NOT WITH TEAM																	
Mar 1 12	BOS	NOT WITH TEAM																	
Mar 2 12	WSH	NOT WITH TEAM																	
Mar 4 12	NYI	NOT WITH TEAM																	
Mar 6 12	NYR	NOT WITH TEAM																	
Mar 8 12	NYI	NOT WITH TEAM																	
Mar 10 12	NYI	NOT WITH TEAM																	
Mar 11 12	PHI	NOT WITH TEAM																	
Mar 13 12	PHI	NOT WITH TEAM																	
Mar 15 12	COL	NOT WITH TEAM																	
Mar 17 12	PIT	NOT WITH TEAM																	
Mar 19 12	NYR	NOT WITH TEAM																	
Mar 20 12	OTT	NOT WITH TEAM																	
Mar 23 12	TOR	NOT WITH TEAM																	
Mar 25 12	PIT	NOT WITH TEAM/FROM ALB. MAR 26																	
Mar 27 12	CHI	0	0	0	0	0	1	0.0	0	0	0	0	0	0	0	0	N	N	N
Mar 29 12	TB	0	0	0	-2	0	3	0.0	0	0	0	0	0	0	0	0	N	N	N
Mar 31 12	CAR	0	0	0	1	0	1	0.0	0	0	0	0	0	0	0	0	N	N	N
Apr 3 12	NYI	0	0	0	0	0	0	-	0	0	0	0	0	0	0	0	N	N	N
Apr 5 12	DET	0	1	1	2	0	1	0.0	0	0	0	0	0	0	0	0	N	N	N
Apr 7 12	OTT	0	1	1	0	0	0	-	0	0	0	0	0	0	0	0	N	N	N
	11GP	0	2	2	0	0	11	0.0	0	0	0	0	0	0	0	0	0	0	0

2011-12 NJD SEASON IN REVIEW

JOHAN HEDBERG GOALTENDER #1



Born, Stockholm, Swe., May 5, 1973;
Catches left. 6'0", 190 lbs.;

Philadelphia's 8th choice (9th round), 218th overall, in 1994 Entry Draft.

BIO: Appeared in 27 games, including 23 starts and four relief efforts...Recorded 6-0-1 mark in his last seven decisions Jan. 11-Apr. 3; totals show two shutouts, .948 save percentage and 1.41 goals-against average during stretch...Posted season-high four-game winning Mar. 2-Apr. 3 (2 ShO, .980 save % & 0.50 GAA)...Is only goaltender in team history other than M. Brodeur to post 4 ShO in a season; is tied for second with seven career shutouts (C. Terreri)...Posted 4th ShO of season/21st of NHL career in 1-0 win Mar. 20 at Ottawa (34 saves); stopped E. Condra's penalty shot attempt...Stopped three of the four PS faced this season; no other goaltender in team history has ever faced more than two in a single-season...Recorded 3rd ShO of season/20th career in 5-0 win Mar. 2 at Washington (23 saves)...Replaced Brodeur Jan. 10 at Calgary (L, 51:12, 9 shots/5 saves), Dec. 8 vs. Ottawa (W, 44:25, 20 shots/18 saves + 2/4 SO) and Dec. 2 at Minnesota (49:25, 12 shots/11 saves)...Posted 2nd ShO of season with 1-0 win Nov. 25 at NY Islanders (23 saves); stopped M. Grabner's PS attempt...Faced PS (M. Talbot, score) Nov. 3 at Philadelphia...Picked up 1st ShO of season Oct. 25 at Los Angeles (31 saves); replaced Brodeur for first time Oct. 13 vs. Los Angeles (W, 45:00, 16 shots/saves)...Stopped S. Kostitsyn's PS attempt Oct. 15 at Nashville...Career .770 save % (87/113) in shootouts is tops (tie, A. Niemi) in NHL history (75 shots min.).


YEAR	TEAM	LEAGUE	GP	W	REGULAR SEASON					PLAYOFFS							
					L	O/T	MINS	GA	SO	AVG	GP	W	L	MINS	GA	SO	AVG
1992-93	Leksands IF	Swe.	10	-	-	-	600	24	-	2.40	-	-	-	-	-	-	-
1993-94	Leksands IF	Swe.	17	-	-	-	1020	48	-	2.82	-	-	-	-	-	-	-
	Sweden	WC-A	-	-	-	-	-	-	-	-	-	-	-	-	-	-	-
1994-95	Leksands IF	Swe.	17	-	-	-	986	58	-	3.53	-	-	-	-	-	-	-
1995-96	Leksands IF	Swe.	34	-	-	-	2013	95	-	2.83	4	-	-	240	13	-	3.25
	Sweden	W Cup	-	-	-	-	-	-	-	-	-	-	-	-	-	-	-
1996-97	Leksands IF	Swe.	38	-	-	-	2260	95	3	2.52	8	-	-	581	18	1	1.86
	Sweden	WC-A	1	-	-	-	-	60	-	1.00	-	-	-	-	-	-	-
1997-98	Detroit	IHL	16	7	2	2	726	32	1	2.64	-	-	-	-	-	-	-
	Baton Rouge	ECHL	2	1	1	0	100	7	0	4.20	-	-	-	-	-	-	-
	Manitoba	IHL	14	8	4	1	745	32	1	2.58	2	0	2	105	6	0	3.40
	Sweden	Olym.	-	-	-	-	-	-	-	-	-	-	-	-	-	-	-
	Sweden	WC-A	1	1	0	0	60	2	-	2.00	-	-	-	-	-	-	-
1998-99	Leksands IF	Swe.	*48	-	-	-	*2940	140	0	2.86	4	-	-	255	15	0	3.53
	Sweden	WC-A	1	0	0	0	1	0	0	0.00	-	-	-	-	-	-	-
1999-00	Kentucky	AHL	33	18	9	5	1973	88	3	2.68	5	3	2	311	10	1	1.93
2000-01	Manitoba	IHL	46	23	13	7	2697	115	1	2.56	-	-	-	-	-	-	-
	Pittsburgh	NHL	9	7	1	1	545	24	0	2.64	18	9	9	1123	43	2	2.30
2001-02	Pittsburgh	NHL	66	25	34	7	3877	178	6	2.75	-	-	-	-	-	-	-
	Sweden	Olym.	1	1	0	0	60	1	0	1.00	-	-	-	-	-	-	-
2002-03	Pittsburgh	NHL	41	14	22	4	2410	126	1	3.14	-	-	-	-	-	-	-
2003-04	Vancouver	NHL	21	8	6	2	1098	46	3	2.51	2	1	1	98	4	0	2.45
	Manitoba	AHL	2	0	2	0	125	9	0	4.32	-	-	-	-	-	-	-
2004-05	Leksands IF	Swe.	-2	-	-	-	1274	45	1	2.12	-	-	-	-	-	-	-
2005-06	Dallas	NHL	19	12	4	1	1079	48	0	2.67	-	-	-	-	-	-	-
2006-07	Atlanta	NHL	21	9	4	2	1057	51	0	2.89	2	0	2	117	5	0	2.56
2007-08	Atlanta	NHL	36	14	15	3	1927	111	1	3.46	-	-	-	-	-	-	-
2008-09	Atlanta	NHL	33	13	12	3	1717	100	0	3.49	-	-	-	-	-	-	-
2009-10	Atlanta	NHL	47	21	16	6	2632	115	3	2.62	-	-	-	-	-	-	-
2010-11	DEVILS	NHL	34	15	12	2	1717	68	3	2.38	-	-	-	-	-	-	-
2011-12	DEVILS	NHL	27	17	7	2	1591	59	4	2.23	-	-	-	-	-	-	-
	DEVILS TOTALS		61	32	19	4	3308	127	7	2.30	-	-	-	-	-	-	-
	NHL TOTALS		354	155	133	33	19650	926	21	2.83	22	10	12	1339	52	2	2.33

Rights traded to San Jose by Philadelphia for San Jose's seventh-round choice (Pavel Kasparik) in 1999 Entry Draft, August 6, 1998. Traded to Pittsburgh by San Jose with Bobby Dollas for Jeff Norton, March 12, 2001. Traded to Vancouver by Pittsburgh for Vancouver's second-round choice (Alex Goligoski) in 2004 Entry Draft, August 25, 2003. Signed as a free agent by Dallas, August 5, 2005. Signed as a free agent by Atlanta, July 1, 2006. Signed as a free agent by DEVILS, July 1, 2010.

*Led League

2011-12 NJD SEASON IN REVIEW

ADAM HENRIQUE CENTER #14



**Born, Brantford, Ont., February 6, 1990;
Shoots left. 6'0", 195 lbs.;**

New Jersey's 4th choice (3rd round), 82nd overall, in 2008 Entry Draft.

BIO: Named NHL's top rookie for Dec.; led all first-year players with 5g-8a-13pts...Third among the league's rookies/fourth on squad with 51 points; first among rookies/fourth on club with 35 assists; and sixth among rookies/seventh on team with 16 goals...Point-total was fourth among first-year players in franchise history; passed P. Verbeek (47, 1983-84) with assist Mar. 27 vs. Chicago...Recorded points in team season-high (tie, P. Elias, 3 times & Z. Parise) seven straight games Nov. 25-Dec. 8 (2g-7a-9pts)...Also posted points in four straight twice: Feb. 14-21 (1g-5a-6pts) and Nov. 2-8 (4g-2a-6pts); three straight three times, most recently Jan. 6-10 (3g-3a-6pts); and in back-to-back games twice, most recently Mar. 27-29 (3a)...Notched 14 multiple-point games, including season-high 1g-2a-3pts Dec. 12 at Tampa Bay, and lone two-goal game Nov. 5 vs. Winnipeg (OT)...Two-point matches include five 1g-1a contests, most recently Jan. 10 at Calgary and seven two-assist efforts, most recently Mar. 29 vs. Tampa Bay...Selected to participate as a rookie at NHL *All-Star Weekend*, but did not attend due to injury...Tied for first in NHL with four shorthanded goals (C. Clutterbuck, Min. & M. Richards, LA); was tied for second with 3 SH assists (4 others) and tied for first with 7 SH points (Parise)...Missed five of eight contests Jan. 14-Feb. 4 (groin)...Added game-determining goal in first career attempt Dec. 8 vs. Ottawa...Saw action in three games during eight-day AHL assignment Oct. 14-22; made NHL season-debut Oct. 8 vs. Philadelphia...Made NHL debut in 2010-11 regular-season finale Apr. 10 vs. Boston...Spent four seasons with Windsor (OHL); was a member of Spitfires' back-to-back Memorial Cup Championships...Named MVP of 2010 OHL playoffs; appeared in league's All-Star Game that year...OHL totals showed 111g-117a-228pts in 238 games...Added 30g-17a-47pts in 44 playoff games...Windsor teammates included Albany's H. Young...Represented Canada at 2010 World Juniors, winning Silver Medal.

YEAR	TEAM	LEAGUE	REGULAR SEASON											PLAYOFFS					
			GP	G	A	PTS	+/-	PIM	PP	SH	GW	GT	S	GP	G	A	PTS	PIM	
2005-06	Brantford	Jr. B	-	-	-	-	-	-	-	-	-	-	-	-	-	-	-	-	-
2006-07	Windsor	OHL	62	23	21	44	-	20	-	-	-	-	-	-	-	-	-	-	-
2007-08	Windsor	OHL	66	20	24	44	-	28	-	-	-	-	-	-	5	2	3	5	4
2008-09	Windsor	OHL	56	30	33	63	-	47	-	-	-	-	-	20	8	9	17	19	
2009-10	Windsor	OHL	54	38	39	77	-	57	-	-	-	-	-	19	*20	5	25	12	
	Canada	WJC-A	6	1	0	1	-	2	-	-	-	-	-	-	-	-	-	-	-
2010-11	Albany	AHL	73	25	25	50	-	26	-	-	-	-	-	-	-	-	-	-	-
	DEVILS	NHL	1	0	0	0	1	0	0	0	0	-	-	-	-	-	-	-	-
2011-12	Albany	AHL	3	0	1	1	-	0	-	-	-	-	-	-	-	-	-	-	-
	DEVILS	NHL	74	16	35	51	8	7	0	*4	3	-	130	-	-	-	-	-	-
	DEVILS TOTALS		75	16	35	51	9	7	0	4	3	-	133	-	-	-	-	-	-
	NHL TOTALS		75	16	35	51	9	7	0	4	3	-	133	-	-	-	-	-	-

Won 99 Trophy (OHL Playoff MVP) (2010) • Played in OHL All-Star Game (2010)

*Led League

2011-12 NJD SEASON IN REVIEW

CAM JANSSEN RIGHT WING #25



Born, St. Louis, MO, April 15, 1984;
Shoots right. 6'0", 215 lbs.;

New Jersey's 6th choice (4th round), 117th overall, in 2002 Entry Draft.

BIO: Saw action in 48 games overall; appeared in his 300th career NHL game Feb. 14 at Buffalo...Posted assist Dec. 16 vs. Dallas for first point since Mar. 30, 2011 (1g-1a-2pts at Det.), first assist ever with team and first point with the Devils since Feb. 24, 2007 (goal vs. Wsh.)...Activated/removed from Injured Reserve List Dec. 12; missed 3 games Dec. 6-10 with chest contusion...Appeared in his 100th career game with New Jersey Oct. 27 at Phoenix; made season-debut Oct. 13 vs. Los Angeles...Became 22nd player to be re-acquired and see action with club; joined T. Albelin, J. Arnott, S. Clemmensen, J. Dowd, B. Holik, J. Leach, C. Lemieux, V. Malakhov, G. McAdam, A. Mogilny, K. Oliwa, P. Rheame, S. Richer, B. Rolston, M. Rupp, A. Salmela, C. Schwab, B. Shanahan, K. Sutton, P. Sykora and C. Terreri...Third on squad with 75 penalty minutes; total includes five minors, nine majors and two misconducts.

YEAR	TEAM	LEAGUE	GP	REGULAR SEASON											PLAYOFFS					
				G	A	PTS	+/-	PIM	PP	SH	GW	GT	S	GP	G	A	PTS	PIM		
2000-01	St. Lou. Jr.	NAHL	45	1	2	3	-	244	-	-	-	-	-	-	-	-	-	-	-	-
2001-02	Windsor	OHL	64	5	17	22	-	268	-	-	-	-	-	-	10	0	0	0	13	
2002-03	Windsor	OHL	50	1	12	13	-	211	-	-	-	-	-	-	7	0	1	1	22	
2003-04	Windsor	OHL	35	4	9	13	-	144	-	-	-	-	-	-	-	-	-	-	-	
	Guelph	OHL	29	7	4	11	-	125	-	-	-	-	-	-	22	3	3	6	49	
2004-05	Albany	AHL	70	1	3	4	-	337	-	-	-	-	-	-	-	-	-	-	-	
2005-06	Albany	AHL	26	1	3	4	-	117	-	-	-	-	-	-	-	-	-	-	-	
	DEVILS	NHL	47	0	0	0	3-	91	0	0	0	-	10	9	0	0	0	26		
2006-07	DEVILS	NHL	48	1	0	1	2-	114	0	0	0	-	9	-	-	-	-	-		
	Lowell	AHL	9	0	1	1	-	29	-	-	-	-	-	-	-	-	-	-		
2007-08	Lowell	AHL	3	0	0	0	-	4	-	-	-	-	-	-	-	-	-	-		
	St. Louis	NHL	12	0	1	1	1-	18	0	0	0	-	9	-	-	-	-	-		
2008-09	St. Louis	NHL	56	1	3	4	5-	131	0	0	0	-	22	1	0	0	0	0		
2009-10	St. Louis	NHL	43	0	0	0	3-	190	0	0	0	-	11	-	-	-	-	-		
2010-11	St. Louis	NHL	54	1	3	4	6-	131	0	0	0	-	16	-	-	-	-	-		
2011-12	DEVILS	NHL	48	0	1	1	8-	75	0	0	0	-	17	-	-	-	-	-		
	DEVILS TOTALS		143	1	1	2	13-	280	0	0	0	-	36	9	0	0	0	26		
	NHL TOTALS		308	3	8	11	28-	750	0	0	0	-	94	10	0	0	0	26		

Traded to St. Louis by DEVILS for Bryce Salvador, February 26, 2008. Signed as a free agent by DEVILS, July 14, 2011.

2011-12 NJD SEASON IN REVIEW

Game-By-Game: Cam Janssen

Date	Opp	G	A	P	+/-	PIM	S	S %	Mn	Mi	Ms	GMs	MP	PS	PP	SH	GW	GD	FG
Oct 8 11	PHI	DID NOT DRESS																	
Oct 10 11	CAR	DID NOT DRESS																	
Oct 13 11	LA	0	0	0	0	2	0	-	1	0	0	0	0	0	0	0	N	N	N
Oct 15 11	NSH	0	0	0	0	5	0	-	0	1	0	0	0	0	0	0	N	N	N
Oct 21 11	SJ	DID NOT DRESS																	
Oct 22 11	PIT	0	0	0	0	0	1	0.0	0	0	0	0	0	0	0	0	N	N	N
Oct 25 11	LA	0	0	0	0	0	0	-	0	0	0	0	0	0	0	0	N	N	N
Oct 27 11	PHX	0	0	0	-1	0	1	0.0	0	0	0	0	0	0	0	0	N	N	N
Oct 29 11	DAL	0	0	0	0	0	0	-	0	0	0	0	0	0	0	0	N	N	N
Nov 2 11	TOR	0	0	0	0	0	0	-	0	0	0	0	0	0	0	0	N	N	N
Nov 3 11	PHI	0	0	0	-1	0	0	-	0	0	0	0	0	0	0	0	N	N	N
Nov 5 11	WPG	0	0	0	0	0	1	0.0	0	0	0	0	0	0	0	0	N	N	N
Nov 8 11	CAR	0	0	0	1	0	0	-	0	0	0	0	0	0	0	0	N	N	N
Nov 11 11	WSH	0	0	0	0	2	0	-	1	0	0	0	0	0	0	0	N	N	N
Nov 12 11	WSH	0	0	0	0	0	0	-	0	0	0	0	0	0	0	0	N	N	N
Nov 15 11	BOS	0	0	0	0	0	1	0.0	0	0	0	0	0	0	0	0	N	N	N
Nov 16 11	BUF	0	0	0	-1	0	2	0.0	0	0	0	0	0	0	0	0	N	N	N
Nov 19 11	TB	0	0	0	0	0	0	-	0	0	0	0	0	0	0	0	N	N	N
Nov 21 11	FLA	0	0	0	0	0	0	-	0	0	0	0	0	0	0	0	N	N	N
Nov 23 11	CBJ	0	0	0	0	4	0	-	2	0	0	0	0	0	0	0	N	N	N
Nov 25 11	NYI	0	0	0	0	5	0	-	0	1	0	0	0	0	0	0	N	N	N
Nov 26 11	NYI	0	0	0	0	0	1	0.0	0	0	0	0	0	0	0	0	N	N	N
Nov 30 11	COL	0	0	0	0	10	0	-	0	0	1	0	0	0	0	0	N	N	N
Dec 2 11	MIN	0	0	0	0	0	0	-	0	0	0	0	0	0	0	0	N	N	N
Dec 3 11	WPG	0	0	0	0	0	0	-	0	0	0	0	0	0	0	0	N	N	N
Dec 6 11	TOR	INJURED/CHEST																	
Dec 8 11	OTT	INJURED/CHEST																	
Dec 10 11	MTL	INJURED/CHEST																	
Dec 12 11	TB	DID NOT DRESS																	
Dec 13 11	FLA	0	0	0	-1	5	0	-	0	1	0	0	0	0	0	0	N	N	N
Dec 16 11	DAL	0	1	1	1	2	2	0.0	1	0	0	0	0	0	0	0	N	N	N
Dec 17 11	MTL	0	0	0	-1	0	0	-	0	0	0	0	0	0	0	0	N	N	N
Dec 20 11	NYR	0	0	0	0	5	0	-	0	1	0	0	0	0	0	0	N	N	N
Dec 23 11	WSH	0	0	0	0	0	1	0.0	0	0	0	0	0	0	0	0	N	N	N
Dec 26 11	CAR	0	0	0	0	0	0	-	0	0	0	0	0	0	0	0	N	N	N
Dec 28 11	BUF	0	0	0	0	10	0	-	0	0	1	0	0	0	0	0	N	N	N
Dec 31 11	PIT	0	0	0	0	0	0	-	0	0	0	0	0	0	0	0	N	N	N
Jan 2 12	OTT	0	0	0	0	0	1	0.0	0	0	0	0	0	0	0	0	N	N	N
Jan 4 12	BOS	0	0	0	0	5	0	-	0	1	0	0	0	0	0	0	N	N	N
Jan 6 12	FLA	0	0	0	-1	0	0	-	0	0	0	0	0	0	0	0	N	N	N
Jan 7 12	PIT	DID NOT DRESS																	
Jan 10 12	CGY	DID NOT DRESS																	
Jan 11 12	EDM	0	0	0	0	0	0	-	0	0	0	0	0	0	0	0	N	N	N
Jan 14 12	WPG	0	0	0	0	0	0	-	0	0	0	0	0	0	0	0	N	N	N
Jan 17 12	WPG	DID NOT DRESS																	
Jan 19 12	BOS	0	0	0	-1	0	2	0.0	0	0	0	0	0	0	0	0	N	N	N
Jan 21 12	PHI	DID NOT DRESS																	
Jan 24 12	BUF	DID NOT DRESS																	
Jan 31 12	NYR	DID NOT DRESS																	
Feb 2 12	MTL	DID NOT DRESS																	
Feb 4 12	PHI	DID NOT DRESS																	
Feb 5 12	PIT	DID NOT DRESS																	
Feb 7 12	NYR	0	0	0	0	5	1	0.0	0	1	0	0	0	0	0	0	N	N	N
Feb 9 12	STL	0	0	0	0	0	0	-	0	0	0	0	0	0	0	0	N	N	N
Feb 11 12	FLA	0	0	0	0	0	0	-	0	0	0	0	0	0	0	0	N	N	N
Feb 14 12	BUF	0	0	0	-1	0	0	-	0	0	0	0	0	0	0	0	N	N	N
Feb 17 12	ANA	DID NOT DRESS																	
Feb 19 12	MTL	DID NOT DRESS																	
Feb 21 12	TOR	DID NOT DRESS																	
Feb 24 12	VAN	0	0	0	0	0	0	-	0	0	0	0	0	0	0	0	N	N	N
Feb 26 12	TB	0	0	0	-1	0	0	-	0	0	0	0	0	0	0	0	N	N	N
Feb 27 12	NYR	DID NOT DRESS																	
Mar 1 12	BOS	DID NOT DRESS																	
Mar 2 12	WSH	DID NOT DRESS																	
Mar 4 12	NYI	0	0	0	-1	0	0	-	0	0	0	0	0	0	0	0	N	N	N
Mar 6 12	NYR	0	0	0	0	5	0	-	0	1	0	0	0	0	0	0	N	N	N
Mar 8 12	NYI	DID NOT DRESS																	
Mar 10 12	NYI	DID NOT DRESS																	
Mar 11 12	PHI	0	0	0	0	0	2	0.0	0	0	0	0	0	0	0	0	N	N	N
Mar 13 12	PHI	DID NOT DRESS																	
Mar 15 12	COL	DID NOT DRESS																	
Mar 17 12	PIT	DID NOT DRESS																	
Mar 19 12	NYR	0	0	0	0	5	0	-	0	1	0	0	0	0	0	0	N	N	N
Mar 20 12	OTT	DID NOT DRESS																	
Mar 23 12	TOR	DID NOT DRESS																	
Mar 25 12	PIT	DID NOT DRESS																	
Mar 27 12	CHI	DID NOT DRESS																	
Mar 29 12	TB	DID NOT DRESS																	
Mar 31 12	CAR	DID NOT DRESS																	
Apr 3 12	NYI	0	0	0	0	5	0	-	0	1	0	0	0	0	0	0	N	N	N
Apr 5 12	DET	DID NOT DRESS																	
Apr 7 12	OTT	0	0	0	0	0	1	0.0	0	0	0	0	0	0	0	0	N	N	N
	48GP	0	1	1	-8	75	17	0.0	5	9	2	0	0	0	0	0	0	0	0

2011-12 NJD SEASON IN REVIEW

JACOB JOSEFSON CENTER #16



**Born, Stockholm, Swe., March 2, 1991;
Shoots left. 6'1", 190 lbs.;
New Jersey's 1st choice, 20th overall, in 2009 Entry Draft.**

BIO: Totaled 2g-7a-9pts overall, as well as career-high plus-ten mark...Goal Mar. 23 vs. Toronto was his first since Mar. 30, 2011 vs. NY Islanders...Matched career high with points in three straight games Mar. 6-10 (3a); had points in back-to-back games Mar. 29-31 (1g-1a-2pts)...Injuries limited playing time to just 41 games, including career-high 36 straight appearances Jan. 17-Apr. 3; missed two contests Apr. 5-7 with fractured left wrist...Returned to NHL lineup Jan. 17 vs. Winnipeg; recalled from Albany (AHL) that morning following Jan. 10 assignment...Returned from injury Jan. 14 vs. Syracuse; posted goal in next appearance Jan. 16 vs. Adirondack...Missed 37 games with broken right clavicle suffered Oct. 21 vs. San Jose; injured against Sharks for second straight season...Picked up his first NHL point of season with assist Oct. 10 vs. Carolina...Made 2011-12 NHL debut in season-opener Oct. 8 vs. Philadelphia...Also recalled from Albany Jan. 30 following Jan. 26 assignment; had 1g-1a-2pts in two AHL appearances during NHL All-Star break.

YEAR	TEAM	LEAGUE	GP	REGULAR SEASON										PLAYOFFS					
				G	A	PTS	+/-	PIM	PP	SH	GW	GT	S	GP	G	A	PTS	PIM	
2005-06	Djurgar.	Swe. U18	5	1	1	2	-	0	-	-	-	-	-	-	-	-	-	-	-
2006-07	Djurgar.	Swe. U18	25	14	17	31	-	22	-	-	-	-	-	3	0	0	0	0	0
2007-08	Djurgar.	Swe. U18	4	1	2	3	-	12	-	-	-	-	-	6	0	6	6	4	4
	Djurgar.	Swe. Jr.	34	14	17	31	-	22	-	-	-	-	-	7	2	3	5	8	8
2008-09	Djurgar.	Swe.	1	0	0	0	-	0	-	-	-	-	-	-	-	-	-	-	-
	Djurgar.	Swe. Jr.	5	1	2	3	-	8	-	-	-	-	-	6	1	3	4	4	4
	Djurgardens	Swe.	50	5	11	16	-	14	-	-	-	-	-	-	-	-	-	-	-
	Djurgar	Swe. U18	-	-	-	-	-	-	-	-	-	-	-	1	0	0	0	0	0
2009-10	Sweden	WJC-A	6	0	0	0	-	2	-	-	-	-	-	-	-	-	-	-	-
	Djurgardens	Swe.	43	8	12	20	-	20	-	-	-	-	-	14	3	2	5	4	4
2010-11	Sweden	WJC-A	6	3	3	6	-	4	-	-	-	-	-	-	-	-	-	-	-
	Albany	AHL	18	3	9	12	-	4	-	-	-	-	-	-	-	-	-	-	-
2011-12	DEVILS	NHL	28	3	7	10	5	6	0	0	1	-	31	-	-	-	-	-	-
	Albany	AHL	4	2	1	3	-	2	-	-	-	-	-	-	-	-	-	-	-
	DEVILS	NHL	41	2	7	9	10	6	0	0	0	-	37	-	-	-	-	-	-
	DEVILS TOTALS		69	5	14	19	15	12	0	0	1	-	68	-	-	-	-	-	-
NHL TOTALS		69	5	14	19	15	12	0	0	1	-	68	-	-	-	-	-	-	-

2011-12 NJD SEASON IN REVIEW

Game-By-Game: Jacob Josefson

Date	Opp	G	A	P	+/-	PIM	S	S %	Mn	Mi	Ms	GMs	MP	PS	PP	SH	GW	GD	FG
Oct 8 11	PHI	0	0	0	0	0	0	-	0	0	0	0	0	0	0	0	N	N	N
Oct 10 11	CAR	0	1	1	1	2	1	0.0	1	0	0	0	0	0	0	0	N	N	N
Oct 13 11	LA	0	0	0	0	0	1	0.0	0	0	0	0	0	0	0	0	N	N	N
Oct 15 11	NSH	0	0	0	0	0	2	0.0	0	0	0	0	0	0	0	0	N	N	N
Oct 21 11	SJ	0	0	0	0	0	0	-	0	0	0	0	0	0	0	0	N	N	N
Oct 22 11	PIT	INJURED/RIGHT CLAVICLE																	
Oct 25 11	LA	INJURED/RIGHT CLAVICLE																	
Oct 27 11	PHX	INJURED/RIGHT CLAVICLE																	
Oct 29 11	DAL	INJURED/RIGHT CLAVICLE																	
Nov 2 11	TOR	INJURED/RIGHT CLAVICLE																	
Nov 3 11	PHI	INJURED/RIGHT CLAVICLE																	
Nov 5 11	WPG	INJURED/RIGHT CLAVICLE																	
Nov 8 11	CAR	INJURED/RIGHT CLAVICLE																	
Nov 11 11	WSH	INJURED/RIGHT CLAVICLE																	
Nov 12 11	WSH	INJURED/RIGHT CLAVICLE																	
Nov 15 11	BOS	INJURED/RIGHT CLAVICLE																	
Nov 16 11	BUF	INJURED/RIGHT CLAVICLE																	
Nov 19 11	TB	INJURED/RIGHT CLAVICLE																	
Nov 21 11	FLA	INJURED/RIGHT CLAVICLE																	
Nov 23 11	CBJ	INJURED/RIGHT CLAVICLE																	
Nov 25 11	NYI	INJURED/RIGHT CLAVICLE																	
Nov 26 11	NYI	INJURED/RIGHT CLAVICLE																	
Nov 30 11	COL	INJURED/RIGHT CLAVICLE																	
Dec 2 11	MIN	INJURED/RIGHT CLAVICLE																	
Dec 3 11	WPG	INJURED/RIGHT CLAVICLE																	
Dec 6 11	TOR	INJURED/RIGHT CLAVICLE																	
Dec 8 11	OTT	INJURED/RIGHT CLAVICLE																	
Dec 10 11	MTL	INJURED/RIGHT CLAVICLE																	
Dec 12 11	TB	INJURED/RIGHT CLAVICLE																	
Dec 13 11	FLA	INJURED/RIGHT CLAVICLE																	
Dec 16 11	DAL	INJURED/RIGHT CLAVICLE																	
Dec 17 11	MTL	INJURED/RIGHT CLAVICLE																	
Dec 20 11	NYR	INJURED/RIGHT CLAVICLE																	
Dec 23 11	WSH	INJURED/RIGHT CLAVICLE																	
Dec 26 11	CAR	INJURED/RIGHT CLAVICLE																	
Dec 28 11	BUF	INJURED/RIGHT CLAVICLE																	
Dec 31 11	PIT	INJURED/RIGHT CLAVICLE																	
Jan 2 12	OTT	INJURED/RIGHT CLAVICLE																	
Jan 4 12	BOS	INJURED/RIGHT CLAVICLE																	
Jan 6 12	FLA	INJURED/RIGHT CLAVICLE																	
Jan 7 12	PIT	INJURED/RIGHT CLAVICLE																	
Jan 10 12	CGY	TO ALB. JAN. 10/NOT WITH TEAM																	
Jan 11 12	EDM	NOT WITH TEAM																	
Jan 14 12	WPG	NOT WITH TEAM/FROM ALB. JAN. 17																	
Jan 17 12	WPG	0	0	0	0	0	0	-	0	0	0	0	0	0	0	0	N	N	N
Jan 19 12	BOS	0	0	0	0	0	1	0.0	0	0	0	0	0	0	0	0	N	N	N
Jan 21 12	PHI	0	0	0	0	0	1	0.0	0	0	0	0	0	0	0	0	N	N	N
Jan 24 12	BUF	0	0	0	0	0	1	0.0	0	0	0	0	0	0	0	0	N	N	N
Jan 31 12	NYR	0	0	0	0	0	1	0.0	0	0	0	0	0	0	0	0	N	N	N
Feb 2 12	MTL	0	0	0	0	0	1	0.0	0	0	0	0	0	0	0	0	N	N	N
Feb 4 12	PHI	0	1	1	1	0	1	0.0	0	0	0	0	0	0	0	0	N	N	N
Feb 5 12	PIT	0	0	0	1	0	0	-	0	0	0	0	0	0	0	0	N	N	N
Feb 7 12	NYR	0	0	0	0	0	1	0.0	0	0	0	0	0	0	0	0	N	N	N
Feb 9 12	STL	0	0	0	0	0	0	-	0	0	0	0	0	0	0	0	N	N	N
Feb 11 12	FLA	0	0	0	0	2	0	-	1	0	0	0	0	0	0	0	N	N	N
Feb 14 12	BUF	0	0	0	0	0	1	0.0	0	0	0	0	0	0	0	0	N	N	N
Feb 17 12	ANA	0	0	0	0	0	1	0.0	0	0	0	0	0	0	0	0	N	N	N
Feb 19 12	MTL	0	0	0	0	0	0	-	0	0	0	0	0	0	0	0	N	N	N
Feb 21 12	TOR	0	0	0	0	0	1	0.0	0	0	0	0	0	0	0	0	N	N	N
Feb 24 12	VAN	0	0	0	0	0	1	0.0	0	0	0	0	0	0	0	0	N	N	N
Feb 26 12	TB	0	0	0	0	0	0	-	0	0	0	0	0	0	0	0	N	N	N
Feb 27 12	NYR	0	0	0	0	0	2	0.0	0	0	0	0	0	0	0	0	N	N	N
Mar 1 12	BOS	0	1	1	1	0	0	-	0	0	0	0	0	0	0	0	N	N	N
Mar 2 12	WSH	0	0	0	1	0	0	-	0	0	0	0	0	0	0	0	N	N	N
Mar 4 12	NYI	0	0	0	0	0	2	0.0	0	0	0	0	0	0	0	0	N	N	N
Mar 6 12	NYR	0	1	1	1	0	1	0.0	0	0	0	0	0	0	0	0	N	N	N
Mar 8 12	NYI	0	1	1	1	0	2	0.0	0	0	0	0	0	0	0	0	N	N	N
Mar 10 12	NYI	0	1	1	1	0	2	0.0	0	0	0	0	0	0	0	0	N	N	N
Mar 11 12	PHI	0	0	0	1	0	2	0.0	0	0	0	0	0	0	0	0	N	N	N
Mar 13 12	PHI	0	0	0	0	0	1	0.0	0	0	0	0	0	0	0	0	N	N	N
Mar 15 12	COL	0	0	0	0	0	1	0.0	0	0	0	0	0	0	0	0	N	N	N
Mar 17 12	PIT	0	0	0	0	0	0	-	0	0	0	0	0	0	0	0	N	N	N
Mar 19 12	NYR	0	0	0	-1	2	0	-	1	0	0	0	0	0	0	0	N	N	N
Mar 20 12	OTT	0	0	0	0	0	1	0.0	0	0	0	0	0	0	0	0	N	N	N
Mar 23 12	TOR	1	0	1	1	0	4	25.0	0	0	0	0	0	0	0	0	N	N	N
Mar 25 12	PIT	0	0	0	-1	0	0	-	0	0	0	0	0	0	0	0	N	N	N
Mar 27 12	CHI	0	0	0	0	0	1	0.0	0	0	0	0	0	0	0	0	N	N	N
Mar 29 12	TB	1	0	1	1	0	3	33.3	0	0	0	0	0	0	0	0	N	N	N
Mar 31 12	CAR	0	1	1	1	0	0	-	0	0	0	0	0	0	0	0	N	N	N
Apr 3 12	NYI	0	0	0	0	0	0	-	0	0	0	0	0	0	0	0	N	N	N
Apr 5 12	DET	INJURED/LEFT WRIST																	
Apr 7 12	OTT	INJURED/LEFT WRIST																	
	41GPP	2	7	9	10	6	37	5.4	3	0	0	0	0	0	0	0	0	0	0

To Alb. Jan. 26/From Alb. Jan. 30.

2011-12 NJD SEASON IN REVIEW

ILYA KOVALCHUK LEFT WING #17



**Born, Tver, Rus., April 15, 1983;
Shoots right. 6'3", 230 lbs.;
Atlanta's 1st choice, 1st overall, in 2001 Entry Draft.**

BIO: Led Devils with 37 goals, 83 points and ten power play goals; 83 points were fifth in NHL... Was second on club with 46 assists (P. Elias, 52)... Reached NHL milestone of 400 career goals Mar. 20 at Ottawa... Third in NHL in the 2012 calendar year with 24g-28a-52pts in 45 games (E. Malkin, Pit., 66 & S. Stamkos, TB, 54)... Notched points in season-high six straight games Nov. 26-Dec. 8 (4g-3a-7pts); as well as in four straight contests five times, most recently Mar. 6-11 (5g-4a-9pts); three straight matches three times, most recently Mar. 29-Apr. 3 (3g-3a-6pts); and in back-to-back games twice, most recently Mar. 1-2 (2a)... Led team with 24 multiple-point games, including team season-high 3g-1a-4pts (tie, Z. Parise, 1g-3a, Dec. 16 vs. Dal.) Feb. 14 at Buffalo... Recorded eight three-point efforts, including 3g/13th career hat trick Mar. 8 vs. NY Islanders; six 1g-2a matches, most recently Mar. 31 at Carolina; and 3a Feb. 2 vs. Montreal... Was team's first player since 2001-02 (Elias) to record more than one hat trick in a single-season... Posted 15 2pt games, including 2g Apr. 7 vs. Ottawa, Jan. 17 vs. Winnipeg and Jan. 6 vs. Florida; seven 1g-1a matches, most recently Mar. 29 vs. Tampa Bay; and five two-assist contests, most recently Feb. 9 vs. St. Louis... Recorded second career penalty shot goal in his third attempt Dec. 31 vs. Pittsburgh's M.A. Fleury... Set career high with three shorthanded goals; notched 5 SH points overall... Established NHL record with seven game-determining goals (6, A. Aucoin, Phx., 2008-09); was 11-14 in shootouts overall... Missed five games Nov. 5-15 with lower body injury... 13 career overtime goals are third most among active players.

YEAR	TEAM	LEAGUE	GP	G	A	REGULAR SEASON										PLAYOFFS				
						PTS	+/-	PIM	PP	SH	GW	GT	S	GP	G	A	PTS	PIM		
1999-00	Spa. Moscow	Rus. -2	49	12	5	17	-	75	-	-	-	-	-	-	-	-	-	-	-	-
	Spartak-2	Rus. -3	2	2	1	3	-	14	-	-	-	-	-	-	-	-	-	-	-	-
2000-01	Spa. Moscow	Rus. -2	40	28	18	46	-	78	-	-	-	-	-	12	14	4	18	38	-	
	Russia	WJC-A	7	4	2	6	-	37	-	-	-	-	-	-	-	-	-	-	-	-
2001-02	Atlanta	NHL	65	29	22	51	19-	28	7	0	4	1	184	-	-	-	-	-	-	-
	Russia	Olym.	6	1	2	3	-	14	-	-	-	-	-	-	-	-	-	-	-	-
2002-03	Atlanta	NHL	81	38	29	67	24-	57	9	0	3	0	257	-	-	-	-	-	-	-
	Russia	WC-A	7	4	0	4	-	6	-	-	-	-	-	-	-	-	-	-	-	-
2003-04	Atlanta	NHL	81	*41	46	87	10-	63	16	1	6	0	341	-	-	-	-	-	-	-
	Russia	WC-A	6	3	1	4	-	6	-	-	-	-	-	-	-	-	-	-	-	-
2004-05	Ak Bars	Kazan Rus.	53	19	23	42	-	72	-	-	-	-	-	4	0	1	1	0	-	
	Russia	W Cup	4	1	0	1	-	4	-	-	-	-	-	-	-	-	-	-	-	-
	Russia	WC-A	9	3	3	6	-	4	-	-	-	-	-	-	-	-	-	-	-	-
2005-06	Atlanta	NHL	78	52	46	98	6-	68	27	0	7	-	323	-	-	-	-	-	-	-
	Russia	Olym.	8	4	1	5	-	31	-	-	-	-	-	-	-	-	-	-	-	-
2006-07	Atlanta	NHL	82	42	34	76	2-	66	18	0	7	-	336	4	1	1	2	19	-	
	Russia	WC-A	9	2	5	7	-	10	-	-	-	-	-	-	-	-	-	-	-	-
2007-08	Atlanta	NHL	79	52	35	87	12-	52	16	2	4	-	283	-	-	-	-	-	-	-
	Russia	WC-A	8	2	6	8	-	52	-	-	-	-	-	-	-	-	-	-	-	-
2008-09	Atlanta	NHL	79	43	48	91	12-	50	12	0	6	-	275	-	-	-	-	-	-	-
	Russia	WC-A	9	5	9	14	-	4	-	-	-	-	-	-	-	-	-	-	-	-
2009-10	Atlanta	NHL	49	31	27	58	1	45	10	0	3	-	179	-	-	-	-	-	-	-
	DEVILS	NHL	27	10	17	27	9	8	2	0	1	-	111	5	2	4	6	6	-	
	Russia	Olym.	4	1	2	3	-	0	-	-	-	-	-	-	-	-	-	-	-	-
	Russia	WC-A	9	2	*10	*12	-	2	-	-	-	-	-	-	-	-	-	-	-	-
2010-11	DEVILS	NHL	81	31	29	60	26-	28	9	0	9	-	245	-	-	-	-	-	-	-
	Russia	WC-A	9	3	5	8	-	6	-	-	-	-	-	-	-	-	-	-	-	-
2011-12	DEVILS	NHL	77	37	46	83	9-	33	10	3	5	-	310	-	-	-	-	-	-	-
	DEVILS TOTALS		185	78	92	170	26-	69	21	3	15	-	666	5	2	4	6	6	6	
	NHL TOTALS		779	406	379	785	110-	498	136	6	55	1	2844	9	3	5	8	25	25	

MVP NHL *YoungStars* Game (2002) • Played in NHL *YoungStars* Game (2002) • NHL All-Rookie Team (2002) • NHL Second All-Star Team (2004) • Co-winner Maurice "Rocket" Richard Trophy (2004) (tied with Jarome Iginla and Rick Nash) • Played in NHL All-Star Game (2004, 2008, 2009)

*Led League

Traded to DEVILS by Atlanta with Anssi Salmela and Atlanta's second-round choice (Jonathon Merrill) in 2010 Entry Draft for Niclas Bergfors, Johnny Oduya, Patrice Cormier, and DEVILS' first (later traded to Chicago-Kevin Hayes) and second-round (later traded to Chicago-Justin Holl) choices in 2010 Entry Draft, February 4, 2010.

2011-12 NJD SEASON IN REVIEW

ADAM LARSSON DEFENSEMAN #5



Born, Skelleftea, Swe., November 12, 1982;
Shoots right. 6'3", 200 lbs.;

New Jersey's 1st choice, 4th overall, in 2011 Entry Draft.

BIO: Tied for second among NHL rookie defensemen with 16 assists (D. Orlov, Wsh.); was fifth with 18 points...Tied franchise record among first-year defensemen (S. Niedermayer, Oct. 31-Nov. 13, 1992 & B. Driver, Jan. 14-23, 1985) with points in five straight games Nov. 19-26 (1g-4a-5pts)...Also had points in back-to-back games Dec. 16-17 (3a)...Posted first/lone multiple-point effort with 2a Dec. 16 vs. Dallas...Notched first career NHL goal Nov. 11 vs. Washington (vs. T. Vokoun); posted first point with power play assist Nov. 2 vs. Toronto...Made his NHL debut Oct. 8 vs. Philadelphia; became seventh-youngest player in Devils' history at 18 years, 10 months and 26 days...Selected to participate as a rookie at NHL *All-Star Weekend*, but did not attend due to injury...Returned to lineup/activated from Injured Reserve List Feb. 26 vs. Tampa Bay after missing ten contests Feb. 4-24 with bruised lower back...Also missed two games Dec. 23-26 due to personal reasons and was a healthy "scratch" for five straight games Mar. 27-Apr. 5...Signed first NHL contract July 15 after spending previous two seasons with Skelleftea in Swedish Elite League...Represented Sweden in 2010 and 2011 World Junior Championships.

YEAR	TEAM	LEAGUE	GP	REGULAR SEASON										PLAYOFFS					
				G	A	PTS	+/-	PIM	PP	SH	GW	GT	S	GP	G	A	PTS	PIM	
2007-08	Skellef.	Swe. U18	24	5	15	20	-	30	-	-	-	-	-	-	-	-	-	-	-
	Skellef.	Swe. Jr.	3	0	5	5	-	6	-	-	-	-	-	-	-	-	-	-	-
2008-09	Skellef.	Swe. U18	7	3	8	11	-	6	-	-	-	-	-	8	0	6	6	6	
	Skellef.	Swe. Jr.	26	2	7	9	-	28	-	-	-	-	-	5	0	4	4	2	
	Skelleftea	Swe.	1	0	0	0	-	0	-	-	-	-	-	-	-	-	-	-	
2009-10	Skellef.	Swe. Jr.	1	0	1	1	-	2	-	-	-	-	-	-	-	-	-	-	
	Skelleftea	Swe.	49	4	13	17	-	18	-	-	-	-	-	11	0	1	1	31	
	Sweden	WJC-A	6	1	3	4	-	0	-	-	-	-	-	-	-	-	-	-	
2010-11	Skelleftea	Swe.	37	1	8	9	-	41	-	-	-	-	-	17	0	4	4	12	
	Sweden	WJC-A	6	1	3	4	-	4	-	-	-	-	-	-	-	-	-	-	
2011-12	DEVILS	NHL	65	2	16	18	7-	20	0	0	0	-	68	-	-	-	-	-	
	DEVILS TOTALS		65	2	16	18	7-	20	0	0	0	-	68	-	-	-	-	-	
	NHL TOTALS		65	2	16	18	7-	20	0	0	0	-	68	-	-	-	-	-	

2011-12 NJD SEASON IN REVIEW

ZACH PARISE LEFT WING #9



**Born, Minneapolis, MN, July 28, 1984;
Shoots left. 5'11", 195 lbs.;
New Jersey's 1st choice, 17th overall, in 2003 Entry Draft.**


BIO: One of five players in Devils' lineup – and one of just three forwards – to appear in all 82 games; played in every game for third time in NHL career...Finished second on squad with 31 goals (I. Kovalchuk, 37); was third with 38 assists/69 points...Is just second player in team history to record five 30-goal campaigns (J. MacLean)...Was only player in NHL with at least one shot on goal in all 82 games this season...Recorded 15 multiple-point games overall; matched career-high/team season-high with 1g-3a-4pts Dec. 16 vs. Dallas (Kovalchuk, 3g-1a, Feb. 14 at Buf.)...Posted two three-point games: second career hat trick Mar. 2 at Washington and 1g-2a Dec. 12 at Tampa Bay...Recorded 12 two-point games: 2g Feb. 2 vs. Montreal and Oct. 10 vs. Carolina; five 1g-1a matches, most recently Mar. 11 vs. Philadelphia; and five two-assist games, most recently Apr. 3 vs. NY Islanders...Posted points in team season-high (tie, P. Elias, 3 times & A. Henrique) seven straight games Jan. 24-Feb. 9 (6g-3a-9pts), including goals in season-high four straight games Jan. 31-Feb. 5 (5g)...Recorded points in six straight Nov. 26-Dec. 8 (2g-6a-8pts); five straight Jan. 4-11 (2g-6a-8pts); four straight Mar. 6-11 (1g-5a-6pts); three straight four times, most recently Mar. 29-Apr. 3 (1g-3a-4pts); and in back-to-back games five times, most recently Mar. 23-25 (2g)...Appeared in his 500th career NHL game Apr. 3 vs. NY Islanders; posted 400th career NHL point/moved into ninth place on team's all-time point-scoring list Mar. 8 vs. NY Islanders; and recorded 200th career assist Jan. 10 at Calgary...Notched seventh career overtime goal Jan. 11 at Edmonton...Successful on first career penalty shot attempt Oct. 21 vs. San Jose (A. Niemi); unsuccessful Dec. 10 vs. Montreal (C. Price)...Tied for fourth in NHL with three shorthanded goals; was first with 4 SH assists and tied for first (Henrique) with 7 SH points...Named team's ninth captain Oct. 5.

YEAR	TEAM	LEAGUE	GP	G	A	REGULAR SEASON							PLAYOFFS						
						PTS	+/-	PIM	PP	SH	GW	GT	S	GP	G	A	PTS	PIM	
2000-01	Sha.-St. Mary's	MN	58	69	93	162	-	-	-	-	-	-	-	-	-	-	-	-	-
2001-02	Sha.-St. Mary's	MN	67	77	101	178	-	58	-	-	-	-	-	-	-	-	-	-	-
	Un. States	USDP-18	12	7	7	14	-	6	-	-	-	-	-	-	-	-	-	-	-
2002-03	N. Dakota	WCHA	39	26	35	61	-	34	-	-	-	-	-	-	-	-	-	-	-
	Unit. States	WJC-A	7	4	4	8	-	4	-	-	-	-	-	-	-	-	-	-	-
2003-04	N. Dakota	WCHA	37	23	32	55	-	24	-	-	-	-	-	-	-	-	-	-	-
	Unit. States	WJC-A	6	5	6	*11	-	4	-	-	-	-	-	-	-	-	-	-	-
2004-05	Albany	AHL	73	18	40	58	-	56	-	-	-	-	-	-	-	-	-	-	-
	United States	WC-A	3	0	2	2	-	0	-	-	-	-	-	-	-	-	-	-	-
2005-06	DEVILS	NHL	81	14	18	32	1-	28	2	0	5	-	133	9	1	2	3	2	
2006-07	DEVILS	NHL	82	31	31	62	3-	30	9	0	7	-	247	11	7	3	10	8	
	United States	WC-A	1	0	0	0	-	0	-	-	-	-	-	-	-	-	-	-	
2007-08	DEVILS	NHL	81	32	33	65	13	25	10	1	8	-	266	5	1	4	5	2	
	United States	WC-A	7	5	3	8	-	2	-	-	-	-	-	-	-	-	-	-	
2008-09	DEVILS	NHL	82	45	49	94	30	24	14	0	8	-	364	7	3	3	6	2	
2009-10	DEVILS	NHL	81	38	44	82	24	32	9	1	5	-	347	5	1	3	4	0	
	Unit. States	Olym.	6	4	4	8	-	0	-	-	-	-	-	-	-	-	-	-	
2010-11	DEVILS	NHL	13	3	3	6	1-	6	0	0	1	-	49	-	-	-	-	-	
2011-12	DEVILS	NHL	82	31	38	69	5-	32	7	3	3	-	293	-	-	-	-	-	
	DEVILS TOTALS		502	194	216	410	57	177	51	5	37	-	1699	37	13	15	28	14	
	NHL TOTALS		502	194	216	410	57	177	51	5	37	-	1699	37	13	15	28	14	

WCHA Third All-Star Team (2003) • WCHA All-Rookie Team (2003) • WJC-A Tournament MVP (2004) • WJC-A All-Tournament Team (2004) • WJC-A Best Forward (2004) • WCHA First All-Star Team (2004) • NCAA West First All-American Team (2004) • Played in AHL All-Star Game (2005) • Played in NHL *YoungStars* Game (2007) • NHL *YoungStars* Game MVP (2007) • NHL Second All-Star Team (2009) • Played in NHL All-Star Game (2009) • Olympic All-Star Team (2010)
*Led League

2011-12 NJD SEASON IN REVIEW

ALEXEI PONIKAROVSKY LEFT WING #12



Born, Kiev, Ukr., April 9, 1980;
Shoots left. 6'4", 225 lbs.;

Toronto's 4th choice, 87th overall, in 1998 Entry Draft.

BIO: In his ninth NHL season/11th campaign in North America...Appeared in all 49 games while with Carolina, as well as 33 of 36 games with New Jersey...Recorded 14g-19a-33pts overall, including four multiple-point games...Notched season-high 2g-1a-3pts Nov. 21 at Philadelphia; added 1g-1a-2pts Mar. 29 vs. Tampa Bay, 1g-1a-2pts Feb. 4 at Philadelphia and two assists Feb. 2 at Montreal...Posted season-high three-game point-scoring streak Feb. 2-5 (1g-4a-5pts)...Had points in back-to-back games five times, most recently Apr. 5-7 (1g-1a-2pts)...Reached/surpassed 300-point mark in NHL career Feb. 4...Made Devils' debut/recorded goal Jan. 21 vs. Philadelphia; acquired from Hurricanes the previous night...Missed 3 games Mar. 2-6 with lower body injury...Scored 20-plus goals four times in NHL career...Signed with Carolina as a free agent, July 1, 2011...Spent his first nine North American seasons with Leafs' organization...Traded to Pittsburgh for former Devil M. Skoula and L. Caputi, Mar. 2, 2010; spent entire 2010-11 season with Los Angeles...Early pro career included minor-league action with St. John's (AHL)...Represented Ukraine at 2002 Olympic Winter Games.

YEAR	TEAM	LEAGUE	REGULAR SEASON											PLAYOFFS					
			GP	G	A	PTS	+/-	PIM	PP	SH	GW	GT	S	GP	G	A	PTS	PIM	
1996-97	Moscow-3	Rus.-3	60	12	15	27	-	30	-	-	-	-	-	-	-	-	-	-	-
	Moscow-3	Rus.-3	2	0	0	0	-	2	-	-	-	-	-	-	-	-	-	-	
1997-98	Moscow	Rus.	24	1	2	3	-	30	-	-	-	-	-	-	-	-	-	-	
1998-99	Krylja	Rus.	13	2	1	3	-	2	-	-	-	-	-	-	-	-	-	-	
	Moscow	Rus.	-	-	-	-	-	-	-	-	-	-	-	3	0	0	0	2	
1999-00	THK Tver	Rus.-2	29	8	14	22	-	26	-	-	-	-	-	-	-	-	-	-	
	Moscow	Rus.	19	1	0	1	-	8	-	-	-	-	-	1	0	0	0	0	
	Moscow	EuroHL	2	0	2	2	-	0	-	-	-	-	-	-	-	-	-	-	
2000-01	Toronto	NHL	22	1	3	4	1-	14	0	0	0	0	21	-	-	-	-	-	
	St. John's	AHL	49	12	24	36	-	44	-	-	-	-	4	0	0	0	4		
2001-02	Toronto	NHL	8	2	0	2	2	0	0	1	0	8	10	-	0	0	4		
	St. John's	AHL	72	21	27	48	-	74	-	-	-	-	5	2	1	3	8		
	Ukraine	Olym.	4	1	1	2	-	6	-	-	-	-	-	-	-	-	-		
2002-03	Toronto	NHL	13	0	3	3	4	11	0	0	0	4	-	-	-	-	-		
	St. John's	AHL	63	24	22	46	-	68	-	-	-	-	-	-	-	-	-		
2003-04	Toronto	NHL	73	9	19	28	14	44	1	0	2	0	13	13	1	3	4	8	
2004-05	Voskresensk	Rus.	19	1	5	6	-	16	-	-	-	-	-	-	-	-	-		
2005-06	Toronto	NHL	81	21	17	38	15	68	2	4	3	157	-	-	-	-	-		
2006-07	Toronto	NHL	71	21	24	45	8	63	6	0	1	198	-	-	-	-	-		
2007-08	Toronto	NHL	66	18	17	35	3	36	1	0	1	150	-	-	-	-	-		
2008-09	Toronto	NHL	82	23	28	61	6	38	5	0	3	185	-	-	-	-	-		
2009-10	Toronto	NHL	61	19	22	41	5	44	4	0	1	147	-	-	-	-	-		
	Pittsburgh	NHL	16	2	7	9	6-	17	1	0	0	37	11	1	4	5	4		
2010-11	Los Angeles	NHL	61	5	10	15	1	36	1	0	1	94	4	1	0	1	0		
2011-12	Carolina	NHL	49	7	8	15	12-	26	4	0	0	98	-	-	-	-	-		
	DEVILS	NHL	33	7	11	18	9	8	0	0	2	58	-	-	-	-	-		
	DEVILS TOTALS		33	7	11	18	9	8	0	0	2	58	-	-	-	-	-		
	NHL TOTALS		636	135	179	314	48	405	25	4	15	0	1276	38	3	7	10	16	

Traded to Pittsburgh by Toronto for Martin Skoula and Luca Caputi, March 2, 2010. Signed as a free agent by Los Angeles, July 27, 2010. Signed as a free agent by Carolina, July 1, 2011. Traded to DEVILS by Carolina for Joe Sovo and DEVILS' fourth-round choice in 2012 Entry Draft, January 20, 2012.

2011-12 NJD SEASON IN REVIEW

BRYCE SALVADOR DEFENSEMAN #24



Born, Brandon, Man., February 11, 1976;
Shoots left. 6'3", 215 lbs.;

Tampa Bay's 6th choice, 138th overall, in 1994 Entry Draft.

BIO: One of five players in Devils' lineup - and one of just two defensemen (M. Fayne) - to play in all 82 games; appeared in every game for first time in NHL career...Led squad with career-high plus-18 mark...Reached 100-point mark in NHL career with assist Mar. 6 vs. NY Rangers...Had points in back-to-back games Dec. 12-13 (2a)...Picked up first point of campaign with assist Nov. 5 vs. Winnipeg for first assist/point since Apr. 6, 2010 at Atlanta...Returned to lineup for season-opener Oct. 8 vs. Philadelphia; missed entire 2010-11 campaign with concussion suffered during pre-season contest...Was placed on Long Term Injured Reserve List just prior to start of 2010-11 regular-season schedule; playing time was limited to just three pre-season contests.

YEAR	TEAM	LEAGUE	GP	REGULAR SEASON											PLAYOFFS					
				G	A	PTS	+/-	PIM	PP	SH	GW	GT	S	GP	G	A	PTS	PIM		
1991-92	Brandon	MAHA	52	6	23	29	-	38	-	-	-	-	-	-	-	-	-	-	-	-
1992-93	Lethbridge	WHL	64	1	4	5	-	29	-	-	-	-	-	-	4	0	0	0	0	0
1993-94	Lethbridge	WHL	61	4	14	18	-	36	-	-	-	-	-	9	0	1	1	1	2	
1994-95	Lethbridge	WHL	67	1	9	10	-	88	-	-	-	-	-	-	-	-	-	-	-	-
1995-96	Lethbridge	WHL	56	4	12	16	-	75	-	-	-	-	-	3	0	1	1	1	2	
1996-97	Lethbridge	WHL	63	8	32	40	-	81	-	-	-	-	-	19	0	7	7	7	14	
1997-98	Worcester	AHL	46	2	8	10	-	74	-	-	-	-	-	11	0	1	1	1	45	
1998-99	Worcester	AHL	69	5	13	18	-	129	-	-	-	-	-	4	0	1	1	1	2	
1999-00	Worcester	AHL	55	0	13	13	-	53	-	-	-	-	-	9	0	1	1	1	2	
2000-01	St. Louis	NHL	75	2	8	10	4-	69	0	0	1	0	60	14	2	0	2	2	18	
2001-02	St. Louis	NHL	66	5	7	12	3	78	1	0	2	0	37	10	0	1	1	1	4	
2002-03	St. Louis	NHL	71	2	8	10	7	95	1	0	0	0	73	7	0	0	0	0	2	
2003-04	St. Louis	NHL	69	3	5	8	4-	47	0	0	1	0	60	5	0	0	0	0	2	
	Worcester	AHL	2	0	1	1	-	0	-	-	-	-	-	-	-	-	-	-	-	
2004-05	Missouri	UHL	7	0	0	0	-	16	-	-	-	-	-	3	0	0	0	0	0	
2005-06	St. Louis	NHL	46	1	4	5	24-	26	0	0	0	-	23	-	-	-	-	-	-	
2006-07	St. Louis	NHL	64	2	5	7	5-	55	0	0	0	-	40	-	-	-	-	-	-	
2007-08	St. Louis	NHL	56	1	10	11	12	43	0	0	1	-	29	-	-	-	-	-	-	
	DEVILS	NHL	8	0	0	0	0	11	0	0	0	-	0	5	1	0	1	1	2	
2008-09	DEVILS	NHL	76	3	13	16	1-	78	0	0	2	-	68	4	0	0	0	0	4	
2009-10	DEVILS	NHL	79	4	10	14	8	57	0	0	2	-	47	5	0	0	0	0	6	
2010-11	DEVILS	NHL	D	I	D			N	O	O	T		P		L		A		Y	
2011-12	DEVILS	NHL	82	0	9	9	18	66	0	0	0	-	52	-	-	-	-	-	-	
	DEVILS TOTALS		245	7	32	39	25	212	0	0	4	-	167	14	1	0	1	1	12	
	NHL TOTALS		692	23	79	102	10	625	2	0	9	0	489	50	3	1	4	4	38	

Signed as a free agent by St. Louis, December 16, 1996. Traded to DEVILS by St. Louis for Cam Janssen, February 26, 2008.

2011-12 NJD SEASON IN REVIEW

PETR SYKORA RIGHT WING #15



**Born, Plzen, Czech Rep., November 19, 1976;
Shoots left. 6'0", 190 lbs.;
New Jersey's 1st choice, 18th overall, in 1995 Entry Draft.**

BIO: One of five players in Devils' lineup – and one of just three forwards – to play in all 82 games; appeared in every game for first time since 2006-07... Totaled 21g-23a-44pts overall; reached 20-goal mark for 11th time in NHL career... Recorded two season-high four-game point-scoring streaks Mar. 31-Apr. 7 (3g-2a-5pts) and Feb. 19-26 (2g-3a-5pts)... Had three 3-game point-scoring streaks, most recently Jan. 14-19 (2g-2a-4pts); and points in back-to-back games three times, most recently Mar. 17-19 (2g-1a-3pts)... Notched eight multiple-point games, including two goals Dec. 28 vs. Buffalo; six 1g-1a matches, most recently Mar. 31 at Carolina; and two assists Oct. 25 at Los Angeles... With goal Mar. 17 vs. Pittsburgh, passed J. Langenbrunner for 11th on team's all-time point-scoring list (now has 166g-228a-394pts)... Appeared in his 1,000th career NHL game Mar. 4 at NY Islanders; played in his 500th game with New Jersey Feb. 11 vs. Florida; and reached the 700-point mark with assist Jan. 14 at Winnipeg... Posted assist Oct. 10 vs. Carolina for first point with club since Apr. 12, 2002 vs. Montreal... Became 21st player to be re-acquired and see action for Devils and made first NHL appearance since 2009-10 in season-opener Oct. 8 vs. Philadelphia... Earned spot on roster after attending training camp on a tryout basis... Split 2010-11 campaign between HC Plzen (Czech Rep.) and Dynamo Minsk (KHL).

YEAR	TEAM	LEAGUE	GP	REGULAR SEASON											PLAYOFFS					
				G	A	PTS	+/-	PIM	PP	SH	GW	GT	S	GP	G	A	PTS	PIM		
1991-92	Sk. Plzen	Cze. Jr.	30	50	50	100	-	-	-	-	-	-	-	-	-	-	-	-	-	-
1992-93	Skoda Plzen	Cze.	19	12	5	17	-	-	-	-	-	-	-	-	-	-	-	-	-	-
1993-94	Sk. Pl.	Cze. Rep.	37	10	16	26	-	-	-	-	-	-	-	-	4	0	1	1	-	-
	Czech Rep.	WJC-A	7	6	2	8	-	6	-	-	-	-	-	-	-	-	-	-	-	-
	Cleveland	IHL	13	4	5	9	-	8	-	-	-	-	-	-	-	-	-	-	-	-
1994-95	Detroit	IHL	29	12	17	29	-	16	-	-	-	-	-	-	-	-	-	-	-	-
	Czech Rep.	WJC-A	3	0	0	0	-	0	-	-	-	-	-	-	-	-	-	-	-	-
1995-96	Albany	AHL	5	4	1	5	-	0	-	-	-	-	-	-	-	-	-	-	-	-
	DEVILS	NHL	63	18	24	42	7	32	8	0	3	0	128	-	-	-	-	-	-	-
1996-97	Czech Rep.	W Cup	2	0	1	1	-	0	-	-	-	-	-	-	-	-	-	-	-	-
	DEVILS	NHL	19	1	2	3	8-	4	0	0	0	0	26	2	0	0	0	0	2	-
	Albany	AHL	43	20	25	45	-	48	-	-	-	-	-	4	1	4	5	2	-	-
1997-98	DEVILS	NHL	58	16	20	36	0	22	3	1	4	0	130	2	0	0	0	0	0	-
	Albany	AHL	2	4	1	5	-	0	-	-	-	-	-	-	-	-	-	-	-	-
	Czech Rep.	WC-A	6	0	2	2	-	2	-	-	-	-	-	-	-	-	-	-	-	-
1998-99	DEVILS	NHL	80	29	43	72	16	22	15	0	7	0	222	7	3	3	6	4	-	-
	Czech Rep.	WC-A	8	1	5	6	-	14	-	-	-	-	-	-	-	-	-	-	-	-
1999-00	DEVILS	NHL	79	25	43	68	24	26	5	1	4	0	222	23	9	8	17	10	-	-
2000-01	DEVILS	NHL	73	35	46	81	36	32	9	2	3	0	249	25	10	12	22	12	-	-
2001-02	DEVILS	NHL	73	21	27	48	12	44	4	0	4	0	194	4	0	1	1	0	-	-
	Czech Rep.	Olym.	4	1	0	1	-	0	-	-	-	-	-	-	-	-	-	-	-	-
2002-03	Anaheim	NHL	82	34	25	59	7-	24	15	1	5	1	299	21	4	9	13	12	-	-
2003-04	Anaheim	NHL	81	23	29	52	9-	34	6	0	2	0	277	-	-	-	-	-	-	-
2004-05	Czech Rep.	W Cup	3	0	1	1	-	2	-	-	-	-	-	-	-	-	-	-	-	-
	Magnitogorsk	Rus.	45	18	13	31	-	46	-	-	-	-	-	5	2	3	5	8	-	-
	Czech Rep.	WC-A	9	2	1	3	-	4	-	-	-	-	-	-	-	-	-	-	-	-
2005-06	Anaheim	NHL	34	7	13	20	1	28	1	0	0	-	118	-	-	-	-	-	-	-
	NY Rangers	NHL	40	16	15	31	5	22	7	0	0	-	112	4	0	0	0	0	-	-
2006-07	Edmonton	NHL	82	22	31	53	20-	40	6	0	6	-	206	-	-	-	-	-	-	-
	Czech Rep.	WC-A	7	2	3	5	-	4	-	-	-	-	-	-	-	-	-	-	-	-
2007-08	Pittsburgh	NHL	81	28	35	63	1	41	15	0	4	-	201	20	6	3	9	16	-	-
2008-09	Pittsburgh	NHL	76	25	21	46	3	36	13	0	10	-	180	7	0	1	1	0	-	-
2009-10	Minnesota	NHL	14	2	1	3	7-	8	0	0	0	-	13	-	-	-	-	-	-	-
2010-11	HC Plzen Cze. Rep.	Rep.	13	5	8	13	-	14	-	-	-	-	-	-	-	-	-	-	-	-
	Dynamo Minsk	KHL	28	8	8	16	-	58	-	-	-	-	-	7	1	1	2	4	-	-
2011-12	DEVILS	NHL	82	21	23	44	4	40	4	0	6	-	170	-	-	-	-	-	-	-
	DEVILS TOTALS		527	166	238	394	91	222	48	4	31	0	1341	63	22	24	46	28		
	NHL TOTALS		1017	323	398	721	58	455	111	5	58	1	2747	115	32	37	69	56		

NHL All-Rookie Team (1996)

Traded to Anaheim by DEVILS with Mike Commodore, Jean-Francois Damphousse and Igor Pohanka for Jeff Friesen, Oleg Tverdovsky and Maxim Balmochnykh, July 6, 2002. Traded to NY Rangers by Anaheim with NY Rangers' fourth-round choice (previously acquired, later traded to Washington-Brett Bruneteau) in 2007 Entry Draft for Maxim Kondratiev, January 8, 2006. Signed as a free agent by Edmonton, August 11, 2005. Signed as a free agent by Pittsburgh, July 2, 2007. Signed as a free agent by Minnesota, September 17, 2009. Signed as a free agent by DEVILS, October 5, 2011.

2011-12 NJD SEASON IN REVIEW

HENRIK TALLINDER DEFENSEMAN #7



**Born, Stockholm, Swe., January 10, 1979;
Shoots left. 6'4", 210 lbs.;
Buffalo's 2nd choice, 48th overall, in 1997 Entry Draft.**

BIO: Appeared in career-high 217 straight contests Feb. 21, 2009 through Dec. 13, 2011; totals included final 106 games with Buffalo and first 111 matches with New Jersey...Recorded six assists/points overall, including assists/points in back-to-back games Dec. 12-13 (2a)...Reached the 100 games-played mark with squad Nov. 19 at Tampa Bay; posted his 100th career NHL assist/first point of campaign Oct. 15 at Nashville...Saw action in just 39 contests overall; missed 37 matches Jan. 19-Apr. 7 with acute thrombophlebitis in his lower left leg...Also missed 6 games Dec. 16-28 with back spasms.

YEAR	TEAM	LEAGUE	GP	REGULAR SEASON										PLAYOFFS						
				G	A	PTS	+/-	PIM	PP	SH	GW	GT	S	GP	G	A	PTS	PIM		
1996-97	AIK Solna	Swe. Jr.	40	4	13	17	-	55	-	-	-	-	-	-	-	-	-	-	-	-
	AIK Solna	Swe.	1	0	0	0	-	0	-	-	-	-	-	-	-	-	-	-	-	-
1997-98	AIK Solna	Swe.	34	0	0	0	-	26	-	-	-	-	-	-	-	-	-	-	-	-
	Sweden	WJC-A	7	1	0	1	-	6	-	-	-	-	-	-	-	-	-	-	-	-
1998-99	AIK Solna	Swe.	36	0	0	0	-	30	-	-	-	-	-	-	-	-	-	-	-	-
1999-00	AIK Solna	Swe.	50	0	2	2	-	59	-	-	-	-	-	-	10	2	1	3	8	-
2000-01	TPS Turku	Fin.	56	5	9	14	-	62	-	-	-	-	-	-	-	-	-	-	-	-
2001-02	Buffalo	NHL	2	0	0	0	1-	0	0	0	0	0	4	-	-	-	-	-	-	-
	Rochester	AHL	73	6	14	20	-	26	-	-	-	-	-	2	0	0	0	0	0	0
2002-03	Buffalo	NHL	46	3	10	13	3-	28	1	0	0	0	37	-	-	-	-	-	-	-
2003-04	Buffalo	NHL	72	1	9	10	5	26	0	0	0	0	63	-	-	-	-	-	-	-
2004-05	Linkopings HC	Swe.	44	6	10	16	-	63	-	-	-	-	-	-	-	-	-	-	-	-
	SC Bern	Swi.	-	-	-	-	-	-	-	-	-	-	-	10	1	1	2	4	-	-
2005-06	Buffalo	NHL	82	6	15	21	10	74	0	1	1	-	79	14	2	6	8	16	-	-
2006-07	Buffalo	NHL	47	4	10	14	19	34	0	0	0	-	34	16	0	2	2	10	-	-
2007-08	Buffalo	NHL	71	1	17	18	5	48	0	0	0	-	70	-	-	-	-	-	-	-
2008-09	Buffalo	NHL	66	1	11	12	2-	36	0	0	1	-	35	-	-	-	-	-	-	-
2009-10	Buffalo	NHL	82	4	16	20	13	32	0	0	0	-	53	6	0	2	2	2	-	-
	Sweden	Olym.	4	0	0	0	-	4	-	-	-	-	-	-	-	-	-	-	-	-
2010-11	DEVILS	NHL	82	5	11	16	6-	40	0	1	2	-	102	-	-	-	-	-	-	-
2011-12	DEVILS	NHL	39	0	6	6	11-	16	0	0	0	-	43	-	-	-	-	-	-	-
	DEVILS TOTALS		121	5	17	22	17-	56	0	1	2	-	145	-	-	-	-	-	-	-
	NHL TOTALS		589	25	105	130	29	334	1	2	4	0	520	36	2	10	12	28	-	-

Played in NHL *YoungStars* Game (2003)

Signed as a free agent by DEVILS, July 1, 2010.


2011-12 NJD SEASON IN REVIEW

Game-By-Game: Henrik Tallinder

Date	Opp	G	A	P	+/-	PIM	S	S %	Mn	Mi	Ms	GMs	MP	PS	PP	SH	GW	GD	FG
Oct 8 11	PHI	0	0	0	-1	0	2	0.0	0	0	0	0	0	0	0	0	N	N	N
Oct 10 11	CAR	0	0	0	0	0	1	0.0	0	0	0	0	0	0	0	0	N	N	N
Oct 13 11	LA	0	0	0	0	0	0	-	0	0	0	0	0	0	0	0	N	N	N
Oct 15 11	NSH	0	1	1	1	0	2	0.0	0	0	0	0	0	0	0	0	N	N	N
Oct 21 11	SJ	0	0	0	-1	0	1	0.0	0	0	0	0	0	0	0	0	N	N	N
Oct 22 11	PIT	0	0	0	0	0	3	0.0	0	0	0	0	0	0	0	0	N	N	N
Oct 25 11	LA	0	0	0	0	0	0	-	0	0	0	0	0	0	0	0	N	N	N
Oct 27 11	PHX	0	0	0	-1	0	0	-	0	0	0	0	0	0	0	0	N	N	N
Oct 29 11	DAL	0	0	0	0	0	3	0.0	0	0	0	0	0	0	0	0	N	N	N
Nov 2 11	TOR	0	0	0	-3	0	0	-	0	0	0	0	0	0	0	0	N	N	N
Nov 3 11	PHI	0	0	0	-1	2	3	0.0	1	0	0	0	0	0	0	0	N	N	N
Nov 5 11	WPG	0	0	0	0	0	2	0.0	0	0	0	0	0	0	0	0	N	N	N
Nov 8 11	CAR	0	0	0	1	2	2	0.0	1	0	0	0	0	0	0	0	N	N	N
Nov 11 11	WSH	0	0	0	0	0	3	0.0	0	0	0	0	0	0	0	0	N	N	N
Nov 12 11	WSH	0	0	0	0	0	1	0.0	0	0	0	0	0	0	0	0	N	N	N
Nov 15 11	BOS	0	0	0	0	0	1	0.0	0	0	0	0	0	0	0	0	N	N	N
Nov 16 11	BUF	0	0	0	0	0	1	0.0	0	0	0	0	0	0	0	0	N	N	N
Nov 19 11	TB	0	0	0	1	0	1	0.0	0	0	0	0	0	0	0	0	N	N	N
Nov 21 11	FLA	0	1	1	1	2	0	-	1	0	0	0	0	0	0	0	N	N	N
Nov 23 11	CBJ	0	0	0	0	2	0	-	1	0	0	0	0	0	0	0	N	N	N
Nov 25 11	NYI	0	0	0	0	0	0	-	0	0	0	0	0	0	0	0	N	N	N
Nov 26 11	NYI	0	0	0	0	0	0	-	0	0	0	0	0	0	0	0	N	N	N
Nov 30 11	COL	0	0	0	-2	0	1	0.0	0	0	0	0	0	0	0	0	N	N	N
Dec 2 11	MIN	0	0	0	0	0	1	0.0	0	0	0	0	0	0	0	0	N	N	N
Dec 3 11	WPG	0	0	0	0	0	1	0.0	0	0	0	0	0	0	0	0	N	N	N
Dec 6 11	TOR	0	0	0	0	0	2	0.0	0	0	0	0	0	0	0	0	N	N	N
Dec 8 11	OTT	0	0	0	0	0	2	0.0	0	0	0	0	0	0	0	0	N	N	N
Dec 10 11	MTL	0	0	0	-1	0	2	0.0	0	0	0	0	0	0	0	0	N	N	N
Dec 12 11	TB	0	1	1	1	2	0	-	1	0	0	0	0	0	0	0	N	N	N
Dec 13 11	FLA	0	1	1	0	0	2	0.0	0	0	0	0	0	0	0	0	N	N	N
Dec 16 11	DAL	INJURED/BACK SPASMS																	
Dec 17 11	MTL	INJURED/BACK SPASMS																	
Dec 20 11	NYR	INJURED/BACK SPASMS																	
Dec 23 11	WSH	INJURED/BACK SPASMS																	
Dec 26 11	CAR	INJURED/BACK SPASMS																	
Dec 28 11	BUF	INJURED/BACK SPASMS																	
Dec 31 11	PIT	0	0	0	1	0	1	0.0	0	0	0	0	0	0	0	0	N	N	N
Jan 2 12	OTT	0	0	0	-1	0	0	-	0	0	0	0	0	0	0	0	N	N	N
Jan 4 12	BOS	0	0	0	-4	4	0	-	2	0	0	0	0	0	0	0	N	N	N
Jan 6 12	FLA	0	1	1	0	0	1	0.0	0	0	0	0	0	0	0	0	N	N	N
Jan 7 12	PIT	0	0	0	1	2	0	-	1	0	0	0	0	0	0	0	N	N	N
Jan 10 12	CGY	0	0	0	-3	0	1	0.0	0	0	0	0	0	0	0	0	N	N	N
Jan 11 12	EDM	0	0	0	0	0	0	-	0	0	0	0	0	0	0	0	N	N	N
Jan 14 12	WPG	0	0	0	0	0	2	0.0	0	0	0	0	0	0	0	0	N	N	N
Jan 17 12	WPG	0	1	1	0	0	1	0.0	0	0	0	0	0	0	0	0	N	N	N
Jan 19 12	BOS	INJURED/LEG																	
Jan 21 12	PHI	INJURED/LEG																	
Jan 24 12	BUF	INJURED/LEG																	
Jan 31 12	NYR	INJURED/LEG																	
Feb 2 12	MTL	INJURED/LEG																	
Feb 4 12	PHI	INJURED/LEG																	
Feb 5 12	PIT	INJURED/LEG																	
Feb 7 12	NYR	INJURED/LEG																	
Feb 9 12	STL	INJURED/LEG																	
Feb 11 12	FLA	INJURED/LEG																	
Feb 14 12	BUF	INJURED/LEG																	
Feb 17 12	ANA	INJURED/LEG																	
Feb 19 12	MTL	INJURED/LEG																	
Feb 21 12	TOR	INJURED/LEG																	
Feb 24 12	VAN	INJURED/LEG																	
Feb 26 12	TB	INJURED/LEG																	
Feb 27 12	NYR	INJURED/LEG																	
Mar 1 12	BOS	INJURED/LEG																	
Mar 2 12	WSH	INJURED/LEG																	
Mar 4 12	NYI	INJURED/LEG																	
Mar 6 12	NYR	INJURED/LEG																	
Mar 8 12	NYI	INJURED/LEG																	
Mar 10 12	NYI	INJURED/LEG																	
Mar 11 12	PHI	INJURED/LEG																	
Mar 13 12	PHI	INJURED/LEG																	
Mar 15 12	COL	INJURED/LEG																	
Mar 17 12	PIT	INJURED/LEG																	
Mar 19 12	NYR	INJURED/LEG																	
Mar 20 12	OTT	INJURED/LEG																	
Mar 23 12	TOR	INJURED/LEG																	
Mar 25 12	PIT	INJURED/LEG																	
Mar 27 12	CHI	INJURED/LEG																	
Mar 29 12	TB	INJURED/LEG																	
Mar 31 12	CAR	INJURED/LEG																	
Apr 3 12	NYI	INJURED/LEG																	
Apr 5 12	DET	INJURED/LEG																	
Apr 7 12	OTT	INJURED/LEG																	
39GP		0	6	6	11-	16	43	0.0	8	0	0	0	0	0	0	0	0	0	0

2011-12 NJD SEASON IN REVIEW

MATT TAORMINA DEFENSEMAN #32



Born, Warren, MI, October 20, 1986;
Shoots left. 5'9", 190 lbs.;
Not drafted, signed as a free agent.

BIO: During third pro season, played for both Albany (AHL) and New Jersey...AHL total shows 6g-10a-16pts in 30 appearances through Apr. 7, including season-high four-game point-scoring streak Oct. 16-23 (1g-3a-4pts) and three season-high two-point games, most recently 1g-1a Jan. 27 at Binghamton...Recalled by New Jersey for first time Dec. 9; posted 1g-6a-7pts while appearing in 30 of 51 games from Dec. 10-Mar. 29...Totals included season-high 3-game point-scoring streak Feb. 17-21 (1g-2a-3pts); notched lone NHL goal of season Feb. 19 at Montreal...Posted first NHL point of 2011-12 with assist Dec. 12 at Tampa Bay...Reassigned to Albany Mar. 30; was also assigned during NHL All-Star break...Selected to participate in 2012 AHL All-Star Game, but did not attend.

YEAR	TEAM	LEAGUE	REGULAR SEASON											PLAYOFFS					
			GP	G	A	PTS	+/-	PIM	PP	SH	GW	GT	S	GP	G	A	PTS	PIM	
2004-05	Texarkana	NAHL	52	14	30	44	-	44	-	-	-	-	-	-	-	-	-	-	-
2005-06	Providence	HE	36	1	10	11	-	16	-	-	-	-	-	-	-	-	-	-	-
2006-07	Providence	HE	35	5	2	7	-	6	-	-	-	-	-	-	-	-	-	-	-
2007-08	Providence	HE	36	9	18	27	-	12	-	-	-	-	-	-	-	-	-	-	-
2008-09	Providence	HE	34	5	15	20	-	16	-	-	-	-	-	-	-	-	-	-	-
	Binghamton	AHL	11	2	3	5	-	4	-	-	-	-	-	-	-	-	-	-	-
2009-10	Lowell	AHL	75	10	40	50	-	45	-	-	-	-	-	5	1	3	4	4	-
2010-11	DEVILS	NHL	17	3	2	5	2-	2	1	0	0	-	38	-	-	-	-	-	-
2011-12	Albany*	AHL	30	6	10	16	-	12	-	-	-	-	-	-	-	-	-	-	-
	DEVILS	NHL	30	1	6	7	6	4	0	0	0	-	33	-	-	-	-	-	-
	DEVILS TOTALS		47	4	8	12	4	6	1	0	0	-	71	-	-	-	-	-	-
	NHL TOTALS		47	4	8	12	4	6	1	0	0	-	71	-	-	-	-	-	-

NAHL Rookie of the Year (2005) • NAHL Second All-Star Team (2005) • Hockey East Second All-Star Team (2008) • Hockey East All-Conference Team Honorable Mention (2009)

Signed as a free agent by Binghamton, March 10, 2009. Signed as a free agent by Lowell, August 14, 2009. Signed as a free agent by DEVILS, February 25, 2010.

*Through April 7

2011-12 NJD SEASON IN REVIEW

Game-By-Game: Matt Taormina

Date	Opp	G	A	P	+/-	PIM	S	S %	Mn	Mi	Ms	GMs	MP	PS	PP	SH	GW	GD	FG
Oct 8 11	PHI	NOT WITH TEAM																	
Oct 10 11	CAR	NOT WITH TEAM																	
Oct 13 11	LA	NOT WITH TEAM																	
Oct 15 11	NSH	NOT WITH TEAM																	
Oct 21 11	SJ	NOT WITH TEAM																	
Oct 22 11	PIT	NOT WITH TEAM																	
Oct 25 11	LA	NOT WITH TEAM																	
Oct 27 11	PHX	NOT WITH TEAM																	
Oct 29 11	DAL	NOT WITH TEAM																	
Nov 2 11	TOR	NOT WITH TEAM																	
Nov 3 11	PHI	NOT WITH TEAM																	
Nov 5 11	WPG	NOT WITH TEAM																	
Nov 8 11	CAR	NOT WITH TEAM																	
Nov 11 11	WSH	NOT WITH TEAM																	
Nov 12 11	WSH	NOT WITH TEAM																	
Nov 15 11	BOS	NOT WITH TEAM																	
Nov 16 11	BUF	NOT WITH TEAM																	
Nov 19 11	TB	NOT WITH TEAM																	
Nov 21 11	FLA	NOT WITH TEAM																	
Nov 23 11	CBJ	NOT WITH TEAM																	
Nov 25 11	NYI	NOT WITH TEAM																	
Nov 26 11	NYI	NOT WITH TEAM																	
Nov 30 11	COL	NOT WITH TEAM																	
Dec 2 11	MIN	NOT WITH TEAM																	
Dec 3 11	WPG	NOT WITH TEAM																	
Dec 6 11	TOR	NOT WITH TEAM																	
Dec 8 11	OTT	NOT WITH TEAM/FROM ALB. DEC. 9																	
Dec 10 11	MTL	0	0	0	1	0	0	-	0	0	0	0	0	0	0	0	N	N	N
Dec 12 11	TB	0	1	1	1	2	0	-	1	0	0	0	0	0	0	0	N	N	N
Dec 13 11	FLA	0	0	0	0	0	1	0.0	0	0	0	0	0	0	0	0	N	N	N
Dec 16 11	DAL	DID NOT DRESS																	
Dec 17 11	MTL	0	0	0	-1	0	1	0.0	0	0	0	0	0	0	0	0	N	N	N
Dec 20 11	NYR	0	0	0	0	0	3	0.0	0	0	0	0	0	0	0	0	N	N	N
Dec 23 11	WSH	0	1	1	1	0	0	-	0	0	0	0	0	0	0	0	N	N	N
Dec 26 11	CAR	0	0	0	0	0	2	0.0	0	0	0	0	0	0	0	0	N	N	N
Dec 28 11	BUF	0	0	0	2	0	2	0.0	0	0	0	0	0	0	0	0	N	N	N
Dec 31 11	PIT	DID NOT DRESS																	
Jan 2 12	OTT	0	0	0	0	0	2	0.0	0	0	0	0	0	0	0	0	N	N	N
Jan 4 12	BOS	0	0	0	-1	0	0	-	0	0	0	0	0	0	0	0	N	N	N
Jan 6 12	FLA	0	1	1	1	0	1	0.0	0	0	0	0	0	0	0	0	N	N	N
Jan 7 12	PIT	0	0	0	-1	0	2	0.0	0	0	0	0	0	0	0	0	N	N	N
Jan 10 12	CGY	DID NOT DRESS																	
Jan 11 12	EDM	DID NOT DRESS																	
Jan 14 12	WPG	DID NOT DRESS																	
Jan 17 12	WPG	DID NOT DRESS																	
Jan 19 12	BOS	0	0	0	0	0	2	0.0	0	0	0	0	0	0	0	0	N	N	N
Jan 21 12	PHI	0	1	1	1	0	2	0.0	0	0	0	0	0	0	0	0	N	N	N
Jan 24 12	BUF	0	0	0	0	0	0	-	0	0	0	0	0	0	0	0	N	N	N
Jan 31 12	NYR	DID NOT DRESS																	
Feb 2 12	MTL	0	0	0	0	0	0	-	0	0	0	0	0	0	0	0	N	N	N
Feb 4 12	PHI	0	0	0	-1	0	1	0.0	0	0	0	0	0	0	0	0	N	N	N
Feb 5 12	PIT	0	0	0	0	0	1	0.0	0	0	0	0	0	0	0	0	N	N	N
Feb 7 12	NYR	0	0	0	0	0	0	-	0	0	0	0	0	0	0	0	N	N	N
Feb 9 12	STL	0	0	0	0	0	0	-	0	0	0	0	0	0	0	0	N	N	N
Feb 11 12	FLA	0	0	0	-1	0	1	0.0	0	0	0	0	0	0	0	0	N	N	N
Feb 14 12	BUF	0	0	0	1	0	1	0.0	0	0	0	0	0	0	0	0	N	N	N
Feb 17 12	ANA	0	1	1	1	0	2	0.0	0	0	0	0	0	0	0	0	N	N	N
Feb 19 12	MTL	1	0	1	2	0	5	20.0	0	0	0	0	0	0	0	0	N	N	N
Feb 21 12	TOR	0	1	1	1	0	0	-	0	0	0	0	0	0	0	0	N	N	N
Feb 24 12	VAN	0	0	0	0	0	2	0.0	0	0	0	0	0	0	0	0	N	N	N
Feb 26 12	TB	DID NOT DRESS																	
Feb 27 12	NYR	DID NOT DRESS																	
Mar 1 12	BOS	DID NOT DRESS																	
Mar 2 12	WSH	0	0	0	0	0	1	0.0	0	0	0	0	0	0	0	0	N	N	N
Mar 4 12	NYI	0	0	0	0	2	0	-	1	0	0	0	0	0	0	0	N	N	N
Mar 6 12	NYR	DID NOT DRESS																	
Mar 8 12	NYI	DID NOT DRESS																	
Mar 10 12	NYI	DID NOT DRESS																	
Mar 11 12	PHI	DID NOT DRESS																	
Mar 13 12	PHI	DID NOT DRESS																	
Mar 15 12	COL	DID NOT DRESS																	
Mar 17 12	PIT	DID NOT DRESS																	
Mar 19 12	NYR	DID NOT DRESS																	
Mar 20 12	OTT	DID NOT DRESS																	
Mar 23 12	TOR	DID NOT DRESS																	
Mar 25 12	PIT	0	0	0	-1	0	1	0.0	0	0	0	0	0	0	0	0	N	N	N
Mar 27 12	CHI	0	0	0	0	0	0	-	0	0	0	0	0	0	0	0	N	N	N
Mar 29 12	TB	DID NOT DRESS/TO ALB. MAR. 30																	
Mar 31 12	CAR	NOT WITH TEAM																	
Apr 3 12	NYI	NOT WITH TEAM																	
Apr 5 12	DET	NOT WITH TEAM																	
Apr 7 12	OTT	NOT WITH TEAM																	
30GP		1	6	7	6	4	33	3.0	2	0	0	0	0	0	0	0	0	0	0

To Alb. Jan. 26/From Alb. Jan. 30

2011-12 NJD SEASON IN REVIEW

MATTIAS TEDENBY RIGHT WING #21



Born, Vetlanda, Swe., February 21, 1990;
Shoots left. 5'10", 175 lbs.;
New Jersey's 1st choice, 24th overall, in 2008 Entry Draft.

BIO: Split second North American campaign between NHL and AHL Devils...Saw action in 43 of first 46 NHL games; was a healthy "scratch" on three occasions...Recorded 1g-5a-6pts overall; total includes points in back-to-back games twice: Dec. 8-10 (1g-1a-2pts) and Oct. 15-21 (2a)...Appeared in his 100th career NHL contest Jan. 14 at Winnipeg...Assigned to Albany Jan. 21; posted 4g-14a-18pts in 32 games played through Apr. 7...AHL total includes season-high three-game point-scoring stretch Mar. 21-24 (1g-2a-3pts) and three two-point games, most recently 1g-1a Mar. 2 vs. Bridgeport...Represented Silver Medal-winning Sweden at 2011 World Championships.

YEAR	TEAM	LEAGUE	GP	G	A	REGULAR SEASON							PLAYOFFS					
						PTS	+/-	PIM	PP	SH	GW	GT	S	GP	G	A	PTS	PIM
2005-06	HV 71	Swe. U18	13	8	7	15	-	24	-	-	-	-	-	5	1	0	1	10
2006-07	HV 71	Swe. U18	2	4	0	4	-	2	-	-	-	-	-	5	7	2	9	14
	HV 71	Swe. Jr.	27	10	10	20	-	43	-	-	-	-	-	4	3	1	4	2
2007-08	HV 71	Swe. U18	1	1	0	1	-	0	-	-	-	-	-	-	-	-	-	-
	HV 71	Swe. Jr.	25	14	16	30	-	14	-	-	-	-	-	2	0	0	0	0
2008-09	Oskarshamn	Swe.-2	13	2	9	11	-	6	-	-	-	-	-	-	-	-	-	-
	HV 71	Swe.	32	3	1	4	-	6	-	-	-	-	-	18	6	3	9	6
	Sweden	WJC-A	6	1	4	5	-	4	-	-	-	-	-	-	-	-	-	-
2009-10	HV 71	Swe.	44	12	7	19	-	30	-	-	-	-	-	16	2	3	5	6
	Sweden	WJC-A	5	3	3	6	-	4	-	-	-	-	-	-	-	-	-	-
2010-11	Albany	AHL	12	3	2	5	-	6	-	-	-	-	-	-	-	-	-	-
	DEVILS	NHL	58	8	14	22	3	14	2	0	2	-	87	-	-	-	-	-
	Sweden	WC-A	9	1	2	3	-	8	-	-	-	-	-	-	-	-	-	-
2011-12	DEVILS	NHL	43	1	5	6	15-	16	0	0	0	-	46	-	-	-	-	-
	Albany*	AHL	32	4	14	18	-	22	-	-	-	-	-	-	-	-	-	-
	DEVILS TOTALS		101	9	19	28	12-	30	2	0	2	-	133	-	-	-	-	-
	NHL TOTALS		101	9	19	28	12-	30	2	0	2	-	133	-	-	-	-	-

*Through April 7


2011-12 NJD SEASON IN REVIEW

Game-By-Game: Mattias Tedenby

Date	Opp	G	A	P	+/-	PIM	S	S %	Mn	Mi	Ms	GMs	MP	PS	PP	SH	GW	GD	FG
Oct 8 11	PHI	0	0	0	0	0	0	-	0	0	0	0	0	0	0	0	N	N	N
Oct 10 11	CAR	0	0	0	0	2	1	0.0	1	0	0	0	0	0	0	0	N	N	N
Oct 13 11	LA	0	0	0	-1	0	0	-	0	0	0	0	0	0	0	0	N	N	N
Oct 15 11	NSH	0	1	1	1	0	1	0.0	0	0	0	0	0	0	0	0	N	N	N
Oct 21 11	SJ	0	1	1	0	0	1	0.0	0	0	0	0	0	0	0	0	N	N	N
Oct 22 11	PIT	0	0	0	-1	0	0	-	0	0	0	0	0	0	0	0	N	N	N
Oct 25 11	LA	0	0	0	0	0	2	0.0	0	0	0	0	0	0	0	0	N	N	N
Oct 27 11	PHX	0	1	1	1	0	3	0.0	0	0	0	0	0	0	0	0	N	N	N
Oct 29 11	DAL	0	0	0	0	0	1	0.0	0	0	0	0	0	0	0	0	N	N	N
Nov 2 11	TOR	0	0	0	-1	2	1	0.0	1	0	0	0	0	0	0	0	N	N	N
Nov 3 11	PHI	0	0	0	0	0	0	-	0	0	0	0	0	0	0	0	N	N	N
Nov 5 11	WPG	0	0	0	-1	0	1	0.0	0	0	0	0	0	0	0	0	N	N	N
Nov 8 11	CAR	0	0	0	0	0	2	0.0	0	0	0	0	0	0	0	0	N	N	N
Nov 11 11	WSH	0	0	0	0	0	1	0.0	0	0	0	0	0	0	0	0	N	N	N
Nov 12 11	WSH	0	0	0	1	0	0	-	0	0	0	0	0	0	0	0	N	N	N
Nov 15 11	BOS	0	0	0	-2	0	4	0.0	0	0	0	0	0	0	0	0	N	N	N
Nov 16 11	BUF	DID NOT DRESS																	
Nov 19 11	TB	0	0	0	-1	0	1	0.0	0	0	0	0	0	0	0	0	N	N	N
Nov 21 11	FLA	0	0	0	-1	0	1	0.0	0	0	0	0	0	0	0	0	N	N	N
Nov 23 11	CBJ	0	0	0	0	0	0	-	0	0	0	0	0	0	0	0	N	N	N
Nov 25 11	NYI	0	0	0	0	2	2	0.0	1	0	0	0	0	0	0	0	N	N	N
Nov 26 11	NYI	0	0	0	-1	0	1	0.0	0	0	0	0	0	0	0	0	N	N	N
Nov 30 11	COL	0	0	0	-1	0	1	0.0	0	0	0	0	0	0	0	0	N	N	N
Dec 2 11	MIN	0	0	0	-1	2	0	-	1	0	0	0	0	0	0	0	N	N	N
Dec 3 11	WPG	0	0	0	0	0	1	0.0	0	0	0	0	0	0	0	0	N	N	N
Dec 6 11	TOR	0	0	0	-1	0	1	0.0	0	0	0	0	0	0	0	0	N	N	N
Dec 8 11	OTT	1	0	1	0	2	4	25.0	1	0	0	0	0	0	0	0	N	N	N
Dec 10 11	MTL	0	1	1	0	4	2	0.0	2	0	0	0	0	0	0	0	N	N	N
Dec 12 11	TB	0	0	0	0	0	0	-	0	0	0	0	0	0	0	0	N	N	N
Dec 13 11	FLA	0	0	0	0	0	0	-	0	0	0	0	0	0	0	0	N	N	N
Dec 16 11	DAL	0	0	0	-2	0	0	-	0	0	0	0	0	0	0	0	N	N	N
Dec 17 11	MTL	0	0	0	1	0	0	-	0	0	0	0	0	0	0	0	N	N	N
Dec 20 11	NYR	0	0	0	-2	0	2	0.0	0	0	0	0	0	0	0	0	N	N	N
Dec 23 11	WSH	0	0	0	-1	0	0	-	0	0	0	0	0	0	0	0	N	N	N
Dec 26 11	CAR	0	0	0	-1	0	0	-	0	0	0	0	0	0	0	0	N	N	N
Dec 28 11	BUF	0	0	0	0	0	0	-	0	0	0	0	0	0	0	0	N	N	N
Dec 31 11	PIT	0	0	0	0	0	2	0.0	0	0	0	0	0	0	0	0	N	N	N
Jan 2 12	OTT	0	1	1	1	0	1	0.0	0	0	0	0	0	0	0	0	N	N	N
Jan 4 12	BOS	0	0	0	-2	0	4	0.0	0	0	0	0	0	0	0	0	N	N	N
Jan 6 12	FLA	DID NOT DRESS																	
Jan 7 12	PIT	0	0	0	0	0	3	0.0	0	0	0	0	0	0	0	0	N	N	N
Jan 10 12	CGY	0	0	0	0	0	1	0.0	0	0	0	0	0	0	0	0	N	N	N
Jan 11 12	EDM	0	0	0	0	0	0	-	0	0	0	0	0	0	0	0	N	N	N
Jan 14 12	WPG	0	0	0	0	2	1	0.0	1	0	0	0	0	0	0	0	N	N	N
Jan 17 12	WPG	0	0	0	0	0	0	-	0	0	0	0	0	0	0	0	N	N	N
Jan 19 12	BOS	DID NOT DRESS/TO ALB. JAN. 21																	
Jan 21 12	PHI	NOT WITH TEAM																	
Jan 24 12	BUF	NOT WITH TEAM																	
Jan 31 12	NYR	NOT WITH TEAM																	
Feb 2 12	MTL	NOT WITH TEAM																	
Feb 4 12	PHI	NOT WITH TEAM																	
Feb 5 12	PIT	NOT WITH TEAM																	
Feb 7 12	NYR	NOT WITH TEAM																	
Feb 9 12	STL	NOT WITH TEAM																	
Feb 11 12	FLA	NOT WITH TEAM																	
Feb 14 12	BUF	NOT WITH TEAM																	
Feb 17 12	ANA	NOT WITH TEAM																	
Feb 19 12	MTL	NOT WITH TEAM																	
Feb 21 12	TOR	NOT WITH TEAM																	
Feb 24 12	VAN	NOT WITH TEAM																	
Feb 26 12	TB	NOT WITH TEAM																	
Feb 27 12	NYR	NOT WITH TEAM																	
Mar 1 12	BOS	NOT WITH TEAM																	
Mar 2 12	WSH	NOT WITH TEAM																	
Mar 4 12	NYI	NOT WITH TEAM																	
Mar 6 12	NYR	NOT WITH TEAM																	
Mar 8 12	NYI	NOT WITH TEAM																	
Mar 10 12	NYI	NOT WITH TEAM																	
Mar 11 12	PHI	NOT WITH TEAM																	
Mar 13 12	PHI	NOT WITH TEAM																	
Mar 15 12	COL	NOT WITH TEAM																	
Mar 17 12	PIT	NOT WITH TEAM																	
Mar 19 12	NYR	NOT WITH TEAM																	
Mar 20 12	OTT	NOT WITH TEAM																	
Mar 23 12	TOR	NOT WITH TEAM																	
Mar 25 12	PIT	NOT WITH TEAM																	
Mar 27 12	CHI	NOT WITH TEAM																	
Mar 29 12	TB	NOT WITH TEAM																	
Mar 31 12	CAR	NOT WITH TEAM																	
Apr 3 12	NYI	NOT WITH TEAM																	
Apr 5 12	DET	NOT WITH TEAM																	
Apr 7 12	OTT	NOT WITH TEAM																	
	43GP	1	5	6	-15	16	46	2.2	8	0	0	0	0	0	0	0	0	0	0

2011-12 NJD SEASON IN REVIEW

ANTON VOLCHENKOV DEFENSEMAN #28



Born, Moscow, Rus., February 25, 1982;
Shoots left. 6'1", 225 lbs.;

Ottawa's 1st choice, 21st overall, in 2000 Entry Draft.

BIO: Saw action in 72 games to surpass last year's 57 appearances; recorded 2g-9a-11pts to surpass previous season's eight assists/points...Posted goal Mar. 11 vs. Philadelphia for first game-winning tally since Oct. 17, 2008 vs. Phoenix...Totals show points in back-to-back games twice: Feb. 4-5 (1g-1a-2pts) and Dec. 26-28 (3a)...Notched first goal with club in his 102nd game Feb. 5 vs. Pittsburgh, marking longest stretch to first goal in team history...Returned to lineup/activated from Injured Reserve list Jan. 10 at Calgary after missing four contests Jan. 2-7 with lower body injury...Recorded 2a Dec. 26 at Carolina for his first multiple-point game since Jan. 3, 2010 vs. Philadelphia (3a)...Appeared in his 500th career NHL game Nov. 12 at Washington...Returned to lineup/activated Dec. 16 after missing 3 games Dec. 10-13 with hand injury; was placed on I.R. List Dec. 12...Missed two contests Mar. 25-27 with lower body injury and season finale Apr. 7 with the flu.


YEAR	TEAM	LEAGUE	GP	G	A	REGULAR SEASON										PLAYOFFS				
						PTS	+/-	PIM	PP	SH	GW	GT	S	GP	G	A	PTS	PIM		
1999-00	HK Moscow-2	Rus.-3	6	0	1	1	-	10	-	-	-	-	-	-	-	-	-	-	-	-
	HK Moscow	Rus.-2	30	2	9	11	-	36	-	-	-	-	-	-	-	-	-	-	-	-
2000-01	Krylja Sove.	Rus.-2	34	3	4	7	-	56	-	-	-	-	-	-	-	-	-	-	-	-
	Russia	WJC-A	7	0	4	4	-	6	-	-	-	-	-	-	-	-	-	-	-	-
2001-02	Krylja Sove.	Rus.-3	1	0	0	0	-	0	-	-	-	-	-	-	-	-	-	-	-	-
	Russia	WJC-A	47	4	16	20	-	50	-	-	-	-	-	3	0	0	0	0	29	-
	Russia	WC-A	7	1	3	4	-	6	-	-	-	-	-	-	-	-	-	-	-	-
	Russia	WC-A	9	0	0	0	-	0	-	-	-	-	-	-	-	-	-	-	-	-
2002-03	Ottawa	NHL	57	3	13	16	4-	40	0	0	0	0	75	17	1	1	2	4	4	-
2003-04	Ottawa	NHL	19	1	2	3	1	8	0	0	0	0	15	5	0	0	0	0	6	-
2004-05	Binghamton	AHL	69	10	35	45	-	62	-	-	-	-	-	6	0	3	3	0	0	-
	Russia	W Cup	1	0	0	0	-	0	-	-	-	-	-	-	-	-	-	-	-	-
2005-06	Ottawa	NHL	75	4	13	17	21	53	0	0	0	-	82	9	0	4	4	8	8	-
	Russia	Olym.	8	0	0	0	-	2	-	-	-	-	-	-	-	-	-	-	-	-
2006-07	Ottawa	NHL	78	1	18	19	37	67	0	0	0	-	85	20	2	4	6	24	24	-
2007-08	Ottawa	NHL	67	1	14	15	14	55	0	0	1	-	71	4	0	1	1	2	2	-
2008-09	Ottawa	NHL	68	2	8	10	10-	36	0	0	1	-	79	-	-	-	-	-	-	-
	Russia	WC-A	1	0	1	1	-	0	-	-	-	-	-	-	-	-	-	-	-	-
2009-10	Ottawa	NHL	64	4	10	14	2	38	0	0	0	-	69	6	0	2	2	4	4	-
	Russia	Olym.	4	0	1	1	-	2	-	-	-	-	-	-	-	-	-	-	-	-
2010-11	DEVILS	NHL	57	0	8	8	3	36	0	0	0	-	65	-	-	-	-	-	-	-
2011-12	DEVILS	NHL	72	2	9	11	3	34	0	0	1	-	63	-	-	-	-	-	-	-
	DEVILS TOTALS		129	2	17	19	6	70	0	0	1	-	128	-	-	-	-	-	-	-
	NHL TOTALS		557	18	95	113	67	367	0	0	3	0	604	61	3	12	15	48	48	-

Played in NHL *YoungStars* Game (2003) • Played in AHL All-Star Game (2005)

Signed as a free agent by DEVILS, July 1, 2010.

2011-12 NJD SEASON IN REVIEW

TRAVIS ZAJAC CENTER #19



**Born, Winnipeg, Man., May 13, 1985;
Shoots right. 6'3", 200 lbs.;**

New Jersey's 1st choice, 20th overall, in 2004 Entry Draft.

BIO: Is Devils' all-time ironman, having appeared in career-high/franchise-record 401 consecutive games Oct. 26, 2006 to Apr. 10, 2011...Entered 2011-12 campaign as an injured, non-roster player with left Achilles tendon injury suffered during Aug. 17 off-ice workout; underwent successful surgery the following day...Recorded points in back-to-back games Mar. 31-Apr. 3 (1g-1a-2pts)...Notched fourth career game-determining goal Mar. 27 vs. Chicago...Returned to lineup/posted assist Mar. 25 at Pittsburgh; activated/removed from Injured Reserve List that evening after missing 37 games Jan. 4-Mar. 23 with soreness...Played in eight straight contests through Jan. 2 after making season-debut Dec. 16 vs. Dallas; activated off of I.R. List that day...Posted points in back-to-back games Dec. 20-23 (1g-1a-2pts)...Represented Team Canada at 2011 World Championships; served as alternate captain.

YEAR	TEAM	LEAGUE	REGULAR SEASON											PLAYOFFS					
			GP	G	A	PTS	+/-	PIM	PP	SH	GW	GT	S	GP	G	A	PTS	PIM	
2001-02	St. James	MJHL	-	-	-	-	-	-	-	-	-	-	-	-	-	-	-	-	-
2002-03	Salmon Arm	BCJHL	59	16	36	52	-	27	-	-	-	-	-	11	2	4	6	6	
2003-04	Salmon Arm	BCJHL	59	43	69	112	-	110	-	-	-	-	-	14	10	13	23	10	
2004-05	North Dakota	WCHA	45	20	19	39	-	16	-	-	-	-	-	-	-	-	-	-	
2005-06	North Dakota	WCHA	46	18	29	47	-	20	-	-	-	-	-	-	-	-	-	-	
	Albany	AHL	2	0	1	1	-	2	-	-	-	-	-	-	-	-	-	-	
2006-07	DEVILS	NHL	80	17	25	42	1	16	6	0	2	-	134	11	1	4	5	4	
2007-08	DEVILS	NHL	82	14	20	34	11-	31	5	0	1	-	155	5	0	1	1	4	
2008-09	DEVILS	NHL	82	20	42	62	33	29	5	1	2	-	185	7	1	3	4	6	
	Canada	WC-A	5	0	0	0	-	2	-	-	-	-	-	-	-	-	-	-	
2009-10	DEVILS	NHL	82	25	42	67	22	24	6	0	4	-	210	5	1	1	2	2	
2010-11	DEVILS	NHL	82	13	31	44	6-	24	2	1	1	-	173	-	-	-	-	-	
	Canada	WC-A	7	1	2	3	-	2	-	-	-	-	-	-	-	-	-	-	
2011-12	DEVILS	NHL	15	2	4	6	3-	4	1	0	1	-	25	-	-	-	-	-	
	DEVILS TOTALS		423	91	164	255	36	128	25	2	11	-	882	28	3	9	12	16	
	NHL TOTALS		423	91	164	255	36	128	25	2	11	-	882	28	3	9	12	16	

BCJHL Interior Conference MVP (2004) • BCJHL Interior Conference First All-Star Team (2004) • Played in BCJHL All-Star Game (2004) • NCAA Championship All-Tournament Team (2005) • NCAA East All-Tournament Team (2005) • WCHA All-Rookie Team (2005)


2011-12 NJD SEASON IN REVIEW

Game-By-Game: Travis Zajac

Date	Opp	G	A	P	+/-	PIM	S	S %	Mn	Mi	Ms	GMs	MP	PS	PP	SH	GW	GD	FG
Oct 8 11	PHI	INJURED/ACHILLES TENDON																	
Oct 10 11	CAR	INJURED/ACHILLES TENDON																	
Oct 13 11	LA	INJURED/ACHILLES TENDON																	
Oct 15 11	NSH	INJURED/ACHILLES TENDON																	
Oct 21 11	SJ	INJURED/ACHILLES TENDON																	
Oct 22 11	PIT	INJURED/ACHILLES TENDON																	
Oct 25 11	LA	INJURED/ACHILLES TENDON																	
Oct 27 11	PHX	INJURED/ACHILLES TENDON																	
Oct 29 11	DAL	INJURED/ACHILLES TENDON																	
Nov 2 11	TOR	INJURED/ACHILLES TENDON																	
Nov 3 11	PHI	INJURED/ACHILLES TENDON																	
Nov 5 11	WPG	INJURED/ACHILLES TENDON																	
Nov 8 11	CAR	INJURED/ACHILLES TENDON																	
Nov 11 11	WSH	INJURED/ACHILLES TENDON																	
Nov 12 11	WSH	INJURED/ACHILLES TENDON																	
Nov 15 11	BOS	INJURED/ACHILLES TENDON																	
Nov 16 11	BUF	INJURED/ACHILLES TENDON																	
Nov 19 11	TB	INJURED/ACHILLES TENDON																	
Nov 21 11	FLA	INJURED/ACHILLES TENDON																	
Nov 23 11	CBJ	INJURED/ACHILLES TENDON																	
Nov 25 11	NYI	INJURED/ACHILLES TENDON																	
Nov 26 11	NYI	INJURED/ACHILLES TENDON																	
Nov 30 11	COL	INJURED/ACHILLES TENDON																	
Dec 2 11	MIN	INJURED/ACHILLES TENDON																	
Dec 3 11	WPG	INJURED/ACHILLES TENDON																	
Dec 6 11	TOR	INJURED/ACHILLES TENDON																	
Dec 8 11	OTT	INJURED/ACHILLES TENDON																	
Dec 10 11	MTL	INJURED/ACHILLES TENDON																	
Dec 12 11	TB	INJURED/ACHILLES TENDON																	
Dec 13 11	FLA	INJURED/ACHILLES TENDON																	
Dec 16 11	DAL	0	0	0	-2	0	3	0.0	0	0	0	0	0	0	0	0	N	N	N
Dec 17 11	MTL	0	0	0	1	0	3	0.0	0	0	0	0	0	0	0	0	N	N	N
Dec 20 11	NYR	1	0	1	-1	0	4	25.0	0	0	0	0	0	0	0	0	N	N	Y
Dec 23 11	WSH	0	1	1	-1	0	3	0.0	0	0	0	0	0	0	0	0	N	N	N
Dec 26 11	CAR	0	0	0	0	0	1	0.0	0	0	0	0	0	0	0	0	N	N	N
Dec 28 11	BUF	0	0	0	0	0	1	0.0	0	0	0	0	0	0	0	0	N	N	N
Dec 31 11	PIT	0	0	0	0	0	0	-	0	0	0	0	0	0	0	0	N	N	N
Jan 2 12	OTT	0	1	1	1	2	1	0.0	1	0	0	0	0	0	0	0	N	N	N
Jan 4 12	BOS	INJURED/SORENESS																	
Jan 6 12	FLA	INJURED/SORENESS																	
Jan 7 12	PIT	INJURED/SORENESS																	
Jan 10 12	CGY	INJURED/SORENESS																	
Jan 11 12	EDM	INJURED/SORENESS																	
Jan 14 12	WPG	INJURED/SORENESS																	
Jan 17 12	WPG	INJURED/SORENESS																	
Jan 19 12	BOS	INJURED/SORENESS																	
Jan 21 12	PHI	INJURED/SORENESS																	
Jan 24 12	BUF	INJURED/SORENESS																	
Jan 31 12	NYR	INJURED/SORENESS																	
Feb 2 12	MTL	INJURED/SORENESS																	
Feb 4 12	PHI	INJURED/SORENESS																	
Feb 5 12	PIT	INJURED/SORENESS																	
Feb 7 12	NYR	INJURED/SORENESS																	
Feb 9 12	STL	INJURED/SORENESS																	
Feb 11 12	FLA	INJURED/SORENESS																	
Feb 14 12	BUF	INJURED/SORENESS																	
Feb 17 12	ANA	INJURED/SORENESS																	
Feb 19 12	MTL	INJURED/SORENESS																	
Feb 21 12	TOR	INJURED/SORENESS																	
Feb 24 12	VAN	INJURED/SORENESS																	
Feb 26 12	TB	INJURED/SORENESS																	
Feb 27 12	NYR	INJURED/SORENESS																	
Mar 1 12	BOS	INJURED/SORENESS																	
Mar 2 12	WSH	INJURED/SORENESS																	
Mar 4 12	NYI	INJURED/SORENESS																	
Mar 6 12	NYR	INJURED/SORENESS																	
Mar 8 12	NYI	INJURED/SORENESS																	
Mar 10 12	NYI	INJURED/SORENESS																	
Mar 11 12	PHI	INJURED/SORENESS																	
Mar 13 12	PHI	INJURED/SORENESS																	
Mar 15 12	COL	INJURED/SORENESS																	
Mar 17 12	PIT	INJURED/SORENESS																	
Mar 19 12	NYR	INJURED/SORENESS																	
Mar 20 12	OTT	INJURED/SORENESS																	
Mar 23 12	TOR	INJURED/SORENESS																	
Mar 25 12	PIT	0	1	1	0	2	0	-	1	0	0	0	0	0	0	0	N	N	N
Mar 27 12	CHI	0	0	0	-1	0	1	0.0	0	0	0	0	0	0	0	0	N	Y	N
Mar 29 12	TB	0	0	0	-2	0	2	0.0	0	0	0	0	0	0	0	0	N	N	N
Mar 31 12	CAR	0	1	1	1	0	0	-	0	0	0	0	0	0	0	0	N	N	N
Apr 3 12	NYI	1	0	1	1	0	4	25.0	0	0	0	0	0	0	1	0	Y	N	N
Apr 5 12	DET	0	0	0	0	0	1	0.0	0	0	0	0	0	0	0	0	N	N	N
Apr 7 12	OTT	0	0	0	0	0	1	0.0	0	0	0	0	0	0	0	0	N	N	N
	15GP	2	4	6	-3	4	25	8.0	2	0	0	0	0	0	1	0	1	1	1

2011-12 NJD SEASON IN REVIEW

MAREK ZIDLICKY DEFENSEMAN #2



**Born, Most, Czech Rep., February 3, 1977;
Shoots right. 5'11", 190 lbs.;
NY Rangers' 6th choice, 176th overall, in 2001 Entry Draft.**

BIO: Games-played total (63) is his most since 2009-10; totals include 41 games with Minnesota (14a) and 22 with New Jersey (2g-6a-8pts)...Stats show two season-high three-game point-scoring streaks: Mar. 8-11 (1g-4a-5pts) and Nov. 8-12 (3a)...Also had points in back-to-back games three times: Mar. 19-20 (2a), Feb. 11-14 (2a) and Jan. 10-12 (2a)...Recorded three multiple-point games, including season-high three assists Dec. 29 vs. Edmonton...Also had two two-assist efforts, including Mar. 11 vs. Philadelphia...Recorded 2a/first points as a Devil to reach 300-point mark Mar. 8 vs. NY Islanders...Notched first goal with squad/game-winning tally Mar. 10 at NY Islanders...Made New Jersey debut Feb. 26 vs. Tampa Bay; was acquired two nights earlier...At time of trade, totaled 60 goals (40 PPG) and 238a for 298 points and 494 penalty minutes in 547 career NHL games over eight seasons with Nashville and Minnesota...Made his NHL debut by recording a career-high 53 points with Predators in 2003-04...Spent four seasons, 1999 through 2003 with HIFK Helsinki (Fin.) and five seasons, 1994-1999, with Kladno (Czech Rep.)...Represented the Czech Republic at the 2006 and 2010 Winter Olympic Games, five World Championships, the 2004 World Cup and two World Junior Championships.

YEAR	TEAM	LEAGUE	REGULAR SEASON											PLAYOFFS				
			GP	G	A	PTS	+/-	PIM	PP	SH	GW	GT	S	GP	G	A	PTS	PIM
1994-95	Kladno	Cze.Rep.	30	2	2	4	-	38	-	-	-	-	-	11	1	1	2	10
	Czech Rep.	WJC-A	7	0	2	2	-	31	-	-	-	-	-	-	-	-	-	-
1995-96	P. Kladno	Cze.Rep.	37	4	5	9	-	74	-	-	-	-	7	1	1	2	8	
1996-97	P. Kladno	Cze.Rep.	49	5	16	21	-	60	-	-	-	-	2	0	0	0	0	
	Czech Rep.	WJC-A	7	0	5	5	-	12	-	-	-	-	-	-	-	-	-	
1997-98	Kladno	Cze.Rep.	51	2	13	15	-	121	-	-	-	-	-	-	-	-	-	
1998-99	Kladno	Cze.Rep.	50	10	12	22	-	94	-	-	-	-	-	-	-	-	-	
1999-00	Helsinki	Fin.	47	4	16	20	-	66	-	-	-	-	9	3	2	5	24	
	Helsinki	Euro HL	4	2	2	4	-	10	-	-	-	-	1	0	0	0	0	
2000-01	Helsinki	Fin.	51	12	25	37	-	146	-	-	-	-	5	0	1	1	6	
2001-02	Helsinki	Fin.	56	11	29	40	-	137	-	-	-	-	-	-	-	-	-	
2002-03	Helsinki	Fin.	54	10	37	47	-	79	-	-	-	-	4	0	0	0	4	
2003-04	Nashville	NHL	82	14	39	53	16-	82	9	0	4	0	143	1	0	0	0	
2004-05	Helsinki	Fin.	49	11	20	31	-	91	-	-	-	-	5	0	3	3	14	
	Czech Rep.	W-Cup	5	3	1	4	-	2	-	-	-	-	-	-	-	-	-	
2005-06	Nashville	NHL	67	12	37	49	8	82	10	0	1	-	113	2	0	1	1	
	Czech Rep.	Olym.	7	4	1	5	-	6	-	-	-	-	-	-	-	-	-	
2006-07	Nashville	NHL	79	4	26	30	8	72	2	0	1	-	114	5	0	2	4	
	Czech Rep.	WC-A	7	1	5	6	-	6	-	-	-	-	-	-	-	-	-	
2007-08	Nashville	NHL	79	5	38	43	5-	63	4	0	0	-	122	6	0	3	8	
	Czech Rep.	WC-A	7	1	4	5	-	6	-	-	-	-	-	-	-	-	-	
2008-09	Minnesota	NHL	76	12	30	42	12-	76	10	0	3	-	147	-	-	-	-	
	Czech Rep.	WC-A	7	0	1	1	-	6	-	-	-	-	-	-	-	-	-	
2009-10	Minnesota	NHL	78	6	37	43	16-	67	4	0	3	-	116	-	-	-	-	
	Czech Rep.	Olym.	5	0	5	5	-	2	-	-	-	-	-	-	-	-	-	
2010-11	Minnesota	NHL	46	7	17	24	6-	30	3	0	0	-	53	-	-	-	-	
	Czech Rep.	WC-A	9	1	4	5	-	6	-	-	-	-	-	-	-	-	-	
2011-12	Minnesota	NHL	41	0	14	14	6-	24	0	0	0	-	50	-	-	-	-	
	DEVILS	NHL	22	2	6	8	0	10	2	0	1	-	20	-	-	-	-	
	DEVILS TOTALS		22	2	6	8	0	10	2	0	1	-	20	-	-	-	-	
	NHL TOTALS		570	62	244	306	45-	506	44	0	13	-	878	14	0	6	6	

Traded to Nashville by NY Rangers with Rem Murray and Tomas Kloucek for Mike Dunham, December 12, 2002. Traded to Minnesota by Nashville for Ryan Jones and Minnesota's second-round choice (Charles-Olivier Roussel) in 2009 Entry Draft, July 1, 2008. Traded to DEVILS by Minnesota for Kurtis Foster, Nick Palmieri, Stephane Veilleux, Washington's second-round choice (previously acquired) in the 2012 NHL Entry Draft and a conditional choice in the 2013 NHL Entry Draft, February 24, 2012.

2011-12 NJD SEASON IN REVIEW

DAINIUS ZUBRUS RIGHT WING #8



Born, Elektrenai, Lit., June 16, 1978;
Shoots left. 6'5", 225 lbs.;

Philadelphia's 1st choice, 15th overall, in 1996 Entry Draft.

BIO: One of five players in Devils' lineup - and one of just three forwards - to appear in all 82 games; played in every game for third time in five seasons...Seventeen goals, 27 assists and 44 points are his most in five seasons with squad...Recorded assists/points in season-high five straight games Nov. 5-15 (1g-5a-6pts); points in four straight Jan. 31-Feb. 5 (3g-4a-7pts); points in three straight three times, most recently Feb. 17-21 (3a); and points in back-to-back games four times, most recently Apr. 5-7 (2a)...Posted six multiple-point games, including season-high 1g-2a-3pts Feb. 2 vs. Montreal...Two-point games include 2g Oct. 25 at Los Angeles; as well as four 1g-1a games, most recently Mar. 2 at Washington...Reached 200-goal mark in NHL career Jan. 2 at Ottawa; played in NHL Milestone 1,000th career contest Nov. 16 at Buffalo; and reached/surpassed 500-point mark with 1g-1a-2pts Nov. 8 vs. Carolina...Notched career-high three shorthanded goals; entered campaign with two career SHG (last time, Nov. 4, 2003 at TB).

YEAR	TEAM	LEAGUE	REGULAR SEASON										PLAYOFFS						
			GP	G	A	PTS	+/-	PIM	PP	SH	GW	GT	S	GP	G	A	PTS	PIM	
1995-96	Pembroke	CJHL	28	19	13	32	-	73	-	-	-	-	-	-	-	-	-	-	-
	Caledon	MTJHL	7	3	7	10	-	2	-	-	-	-	-	17	11	12	23	4	
1996-97	Philadelphia	NHL	68	8	13	21	3	22	1	0	2	0	71	19	5	4	9	12	
1997-98	Philadelphia	NHL	69	8	25	33	29	42	1	0	5	0	101	5	0	1	1	2	
1998-99	Philadelphia	NHL	63	3	5	8	5-	25	0	1	0	0	49	-	-	-	-	-	
	Montreal	NHL	17	3	5	8	3-	4	0	0	1	0	31	-	-	-	-	-	
1999-00	Montreal	NHL	73	14	28	42	1-	54	3	0	1	0	139	-	-	-	-	-	
2000-01	Montreal	NHL	49	12	12	24	7-	30	3	0	0	0	70	-	-	-	-	-	
	Washington	NHL	12	1	1	2	4-	7	1	0	0	0	13	6	0	0	0	2	
2001-02	Washington	NHL	71	17	26	43	5	38	4	0	3	0	138	-	-	-	-	-	
2002-03	Washington	NHL	63	13	22	35	15	43	2	0	0	0	104	6	2	2	4	4	
2003-04	Washington	NHL	54	12	15	27	16-	38	6	1	2	1	115	-	-	-	-	-	
2004-05	Togliatti	Rus.	42	8	11	19	-	85	-	-	-	-	-	10	3	1	4	22	
	Russia	W Cup	4	2	1	3	-	4	-	-	-	-	-	-	-	-	-	-	
	Lithuania	WC-B	4	3	1	4	-	2	-	-	-	-	-	-	-	-	-	-	
2005-06	Washington	NHL	71	23	34	57	3	84	13	0	5	-	181	-	-	-	-	-	
2006-07	Washington	NHL	60	20	32	52	16-	50	9	0	4	-	127	-	-	-	-	-	
	Buffalo	NHL	19	4	4	8	3-	12	1	0	0	-	31	15	0	8	8	8	
2007-08	DEVILS	NHL	82	13	25	38	2	38	4	0	2	-	128	5	0	1	1	8	
2008-09	DEVILS	NHL	82	15	25	40	6	69	1	0	3	-	130	7	0	1	1	10	
2009-10	DEVILS	NHL	51	10	17	27	4	28	1	0	4	-	86	5	1	0	1	8	
2010-11	DEVILS	NHL	79	13	17	30	11-	53	1	0	2	-	115	-	-	-	-	-	
2011-12	DEVILS	NHL	82	17	27	44	7	34	4	3	2	-	109	-	-	-	-	-	
	DEVILS TOTALS		376	68	111	179	8	222	11	3	13	-	568	17	1	2	3	26	
	NHL TOTALS		1065	206	333	539	8	671	55	5	36	1	1738	68	8	17	25	54	

Traded to Montreal by Philadelphia with Philadelphia's second-round choice (Matt Carkner) in 1999 Entry Draft and NY Islanders' sixth-round choice (Scott Selig) in 2000 Entry Draft for Mark Recchi, March 10, 1999. Traded to Washington by Montreal with Trevor Linden and DEVILS' second-round choice (later traded to Tampa Bay-Andreas Holmqvist) in 2001 Entry Draft for Richard Zednik, Jan Bulis and Washington's first-round choice (Alexander Perezhogin) in 2001 Entry Draft, March 13, 2001. Traded to Buffalo by Washington with Timo Helbling for Jiri Novotny and Buffalo's first-round choice (later traded to San Jose-Nicholas Petrecki) in 2007 Entry Draft, February 27, 2007. Signed as a free agent by DEVILS, July 3, 2007.

2011-12 NJD SEASON IN REVIEW

2011-12 NEW JERSEY DEVILS CAREER STATISTICS

BRAD MILLS

CENTER

Born, Terrace, B.C., May 3, 1983; Shoots right. 6'0", 195 lbs.

YEAR	TEAM	LEAGUE	GP	REGULAR SEASON										PLAYOFFS						
				G	A	PTS	+/-	PIM	PP	SH	GW	GT	S	GP	G	A	PTS	PIM		
2002-03	Fort McMurray	AJHL	62	20	47	67	-	73	-	-	-	-	-	-	-	-	-	-	-	-
2003-04	Yale	ECAC	27	4	7	11	-	18	-	-	-	-	-	-	-	-	-	-	-	-
2004-05	Yale	ECAC	27	12	14	26	-	30	-	-	-	-	-	-	-	-	-	-	-	-
2005-06	Yale	ECAC	22	8	8	16	-	65	-	-	-	-	-	-	-	-	-	-	-	-
2006-07	Yale	ECAC	20	2	6	8	-	39	-	-	-	-	-	-	-	-	-	-	-	-
	Lowell	AHL	8	0	1	1	-	4	-	-	-	-	-	-	-	-	-	-	-	-
2007-08	Trenton	ECHL	26	9	7	16	-	67	-	-	-	-	-	-	-	-	-	-	-	-
	Lowell	AHL	16	1	2	3	-	44	-	-	-	-	-	-	-	-	-	-	-	-
2008-09	Lowell	AHL	75	5	16	21	-	108	-	-	-	-	-	-	-	-	-	-	-	-
2009-10	Lowell	AHL	51	12	7	19	-	67	-	-	-	-	-	2	1	2	3	4	-	-
2010-11	Albany	AHL	53	15	9	24	-	102	-	-	-	-	-	-	-	-	-	-	-	-
	DEVILS	NHL	4	1	0	1	1	5	0	0	0	-	-	-	-	-	-	-	-	-
2011-12	DEVILS	NHL	27	0	1	1	10-	32	0	0	0	-	-	18	-	-	-	-	-	-
	Albany*	AHL	46	6	16	22	-	88	-	-	-	-	-	-	-	-	-	-	-	-
	DEVILS TOTALS		31	1	1	2	9-	37	0	0	0	-	24	-	-	-	-	-	-	-
	NHL TOTALS		31	1	1	2	9-	37	0	0	0	-	24	-	-	-	-	-	-	-

Signed as a free agent by Lowell, July 17, 2008. Signed as a free agent by DEVILS, June 1, 2009.

TIM SESTITO

CENTER

Born, Rome, NY, August 28, 1984; Shoots left. 5'11", 200 lbs.

YEAR	TEAM	LEAGUE	GP	REGULAR SEASON										PLAYOFFS						
				G	A	PTS	+/-	PIM	PP	SH	GW	GT	S	GP	G	A	PTS	PIM		
2001-02	Plymouth	OHL	51	10	11	21	-	40	-	-	-	-	-	6	0	0	0	0	0	-
2002-03	Plymouth	OHL	61	11	7	18	-	49	-	-	-	-	-	18	2	3	5	4	4	-
2003-04	Plymouth	OHL	57	10	20	30	-	68	-	-	-	-	-	9	4	1	5	14	14	-
2004-05	Plymouth	OHL	67	14	18	32	-	93	-	-	-	-	-	4	0	0	0	14	14	-
	Bridgeport	AHL	9	2	1	3	-	12	-	-	-	-	-	-	-	-	-	-	-	-
2005-06	Greenville	ECHL	72	21	23	44	-	127	-	-	-	-	-	6	2	2	4	24	24	-
2006-07	Wilkes-Barre	AHL	4	0	0	0	-	6	-	-	-	-	-	-	-	-	-	-	-	-
	Stockton	ECHL	66	13	13	26	-	132	-	-	-	-	-	6	2	1	3	6	6	-
2007-08	Springfield	AHL	77	7	10	17	-	175	-	-	-	-	-	-	-	-	-	-	-	-
2008-09	Springfield	AHL	51	5	3	8	-	77	-	-	-	-	-	-	-	-	-	-	-	-
	Edmonton	NHL	1	0	0	0	0	0	0	0	0	0	-	1	-	-	-	-	-	-
2009-10	Lowell	AHL	66	18	17	35	-	38	-	-	-	-	-	5	0	0	0	8	8	-
	DEVILS	NHL	9	0	1	1	2-	2	0	0	0	-	-	7	-	-	-	-	-	-
2010-11	Albany	AHL	23	5	8	13	-	28	-	-	-	-	-	-	-	-	-	-	-	-
	DEVILS	NHL	36	0	2	2	5-	9	0	0	0	-	-	22	-	-	-	-	-	-
2011-12	Albany*	AHL	43	8	9	17	-	123	-	-	-	-	-	-	-	-	-	-	-	-
	DEVILS	NHL	18	0	0	0	5-	7	0	0	0	-	-	6	-	-	-	-	-	-
	DEVILS TOTALS		63	0	3	3	12-	18	0	0	0	-	35	-	-	-	-	-	-	-
	NHL TOTALS		64	0	3	3	12-	18	0	0	0	-	36	-	-	-	-	-	-	-

Signed as a free agent by Edmonton, August 28, 2006. Traded to DEVILS by Edmonton for a conditional choice in 2010 Entry Draft, July 9, 2009.

*THROUGH APRIL 7

2011-12 NJD SEASON IN REVIEW

2011-12 NEW JERSEY DEVILS CAREER STATISTICS

ALEXANDER URBOM

DEFENSEMAN

Born, Stockholm, Sweden, December 20, 1990; Shoots left. 6'4", 215 lbs.; New Jersey's 3rd choice, 73rd overall, in 2009 Entry Draft.

YEAR	TEAM	LEAGUE	GP	G	A	REGULAR SEASON								PLAYOFFS					
						PTS	+/-	PIM	PP	SH	GW	GT	S	GP	G	A	PTS	PIM	
2005-06	Djurgar.	Swe. U18	2	0	0	0	-	0	-	-	-	-	-	-	-	-	-	-	-
2006-07	Djurgar.	Swe. U18	31	6	11	17	-	36	-	-	-	-	-	3	0	1	1	2	-
2007-08	Djurgar.	Swe. U18	7	2	6	8	-	6	-	-	-	-	-	5	1	0	1	2	-
2008-09	Djurgar.	Swe. Jr.	39	3	8	11	-	54	-	-	-	-	-	7	0	1	1	2	-
	Djurgardens	Swe. U18	16	5	6	11	-	45	-	-	-	-	-	-	-	-	-	-	-
2009-10	Djurgar.	Swe. U18	28	0	0	0	-	2	-	-	-	-	-	5	1	0	1	2	-
	Brandon	WHL	66	12	21	33	-	87	-	-	-	-	-	15	4	3	7	17	-
2010-11	DEVILS	NHL	8	1	0	1	2-	0	0	0	1	-	5	-	-	-	-	-	-
	Albany	AHL	72	2	21	23	-	64	-	-	-	-	-	-	-	-	-	-	-
2011-12	Albany*	AHL	49	2	10	12	-	33	-	-	-	-	-	-	-	-	-	-	-
	DEVILS	NHL	5	1	0	1	1	9	0	0	0	-	3	-	-	-	-	-	-
DEVILS TOTALS			13	2	0	2	1-	9	0	0	1	-	8	-	-	-	-	-	-
NHL TOTALS			13	2	0	2	1-	9	0	0	1	-	8	-	-	-	-	-	-

STEVEN ZALEWSKI

CENTER

Born, Utica, NY, August 20, 1986; Shoots left. 6'0", 195 lbs.; San Jose's 5th choice, 153rd overall, in 2004 Entry Draft.

YEAR	TEAM	LEAGUE	GP	G	A	REGULAR SEASON								PLAYOFFS					
						PTS	+/-	PIM	PP	SH	GW	GT	S	GP	G	A	PTS	PIM	
2002-03	New Hampton HS	NY	-	-	-	-	-	-	-	-	-	-	-	-	-	-	-	-	-
2003-04	Northwood HS	NY	40	32	34	66	-	22	-	-	-	-	-	-	-	-	-	-	-
2004-05	Clarkson	ECAC	39	12	7	19	-	60	-	-	-	-	-	-	-	-	-	-	-
2005-06	Clarkson	ECAC	35	9	13	22	-	50	-	-	-	-	-	-	-	-	-	-	-
2006-07	Clarkson	ECAC	39	16	18	34	-	44	-	-	-	-	-	-	-	-	-	-	-
2007-08	Clarkson	ECAC	38	21	12	33	-	34	-	-	-	-	-	-	-	-	-	-	-
	Worcester	AHL	7	2	4	6	-	0	-	-	-	-	-	-	-	-	-	-	-
2008-09	Worcester	AHL	75	13	26	39	-	26	-	-	-	-	-	12	0	1	1	6	
2009-10	Worcester	AHL	78	22	40	62	-	20	-	-	-	-	-	11	1	5	6	4	
	San Jose	NHL	3	0	0	0	2-	0	0	0	0	-	3	-	-	-	-	-	
2010-11	Worcester	AHL	50	4	17	21	-	14	-	-	-	-	-	-	-	-	-	-	
	Albany	AHL	31	11	12	23	-	14	-	-	-	-	-	-	-	-	-	-	
2011-12	Albany*	AHL	66	19	21	40	-	44	-	-	-	-	-	-	-	-	-	-	
	DEVILS	NHL	7	0	0	0	2-	0	0	0	0	-	6	-	-	-	-	-	
DEVILS TOTALS			7	0	0	0	2-	0	0	0	0	-	6	-	-	-	-	-	
NHL TOTALS			10	0	0	0	4-	0	0	0	0	-	9	-	-	-	-	-	

ECAC First All-Star Team (2008)

Traded to DEVILS by San Jose with Jay Leach for Patrick Davis and Michael Swift, February 9, 2011.

VLADIMIR ZHARKOV

LEFT WING

Born, Elektrostal, Russia, January 10, 1988; Shoots left. 6'1", 205 lbs.; New Jersey's 4th choice (3rd round), 77th overall, in 2006 Entry Draft.

YEAR	TEAM	LEAGUE	GP	G	A	REGULAR SEASON								PLAYOFFS					
						PTS	+/-	PIM	PP	SH	GW	GT	S	GP	G	A	PTS	PIM	
2004-05	CSKA Mos.-2	Rus.-3	-	-	-	-	-	-	-	-	-	-	-	-	-	-	-	-	-
2005-06	CSKA Mos.-2	Rus.-3	48	17	22	39	-	86	-	-	-	-	-	-	-	-	-	-	-
	CSKA Moscow	Rus.	4	0	1	1	-	4	-	-	-	-	-	1	0	0	0	0	
2006-07	CSKA Moscow	Rus.	47	4	1	5	-	18	-	-	-	-	-	12	0	1	1	2	
2007-08	CSKA Moscow	Rus.	30	5	2	7	-	6	-	-	-	-	-	-	-	-	-	-	
	CSKA Mos.-2	Rus.-3	4	3	4	7	-	4	-	-	-	-	-	12	8	7	15	8	
2008-09	Lowell	AHL	69	11	23	34	-	26	-	-	-	-	-	-	-	-	-	-	
2009-10	Lowell	AHL	23	6	15	21	-	6	-	-	-	-	-	-	-	-	-	-	
	DEVILS	NHL	40	0	10	10	2	8	0	0	0	-	54	-	-	-	-	-	
2010-11	Albany	AHL	31	8	11	19	-	19	-	-	-	-	-	-	-	-	-	-	
	DEVILS	NHL	38	2	2	4	3	2	0	0	0	-	40	-	-	-	-	-	
2011-12	Albany*	AHL	59	15	23	38	-	43	-	-	-	-	-	-	-	-	-	-	
	DEVILS	NHL	4	0	0	0	2-	0	0	0	0	-	0	-	-	-	-	-	
DEVILS TOTALS			82	2	12	14	3	10	0	0	0	-	94	-	-	-	-	-	
NHL TOTALS			82	2	12	14	3	10	0	0	0	-	94	-	-	-	-	-	

*THROUGH APRIL 7

2011-12 NJD SEASON IN REVIEW

2011-2012 Player Game-By-Game Grid

Games 1-41

				1 HEDBERG	2 ZIDLICKY	2 FOSTER	2 FRASER	5 LARSSON	6 GREENE	7 TALLINDER	8 ZUBRUS	9 PARISE	10/21 HARROLD	10/12 PALMERI	10 ZALEWSKI	10 PELLEY	11 GIONITA	11 VEILLEUX	11 MILLS	12 PONIKAROVSKY	14 HENRIQUE	15 SYKORA	16 JOSEFSON
DATE	OPP	RES.																					
1	10/8	PHILADELPHIA	L 0-3	DNP	----	----	DND	0-0-0	0-0-0	0-0-0	0-0-0	0-0-0	MIN	0-0-0	MIN	DND	MIN	MIN	0-0-0	----	0-0-0	0-0-0	0-0-0
2	10/10	CAROLINA*	W 4-2	60-2-26-W	----	----	DND	0-0-0	0-1-1	0-0-0	0-0-0	2-0-2	MIN	0-2-2	MIN	DND	MIN	MIN	0-0-0	----	0-0-0	0-1-1	0-1-1
3	10/13	LOS ANGELES	Ws 2-1	45-0-16-W	----	----	DND	0-0-0	0-0-0	0-0-0	0-0-0	0-1-1	MIN	0-0-0	MIN	0-0-0	MIN	MIN	0-0-0	----	DND	0-1-1	0-0-0
4	10/15	@ NASHVILLE	Ws 3-2	65-2-31-W	----	----	DND	0-0-0	0-0-0	0-1-1	0-0-0	0-0-0	MIN	0-0-0	MIN	DND	MIN	MIN	0-0-0	----	A - 10/14	0-0-0	0-0-0
5	10/21	SAN JOSE	Ls 3-4	65-3-41-O	----	----	DND	0-0-0	0-1-1	0-0-0	0-0-0	1-0-1	MIN	0-0-0	MIN	0-0-0	MIN	MIN	0-0-0	----	A - 10/22	0-0-0	0-0-0
6	10/22	@ PITTSBURGH	L 1-4	60-4-29-L	----	----	DND	0-0-0	0-0-0	0-0-0	0-0-0	0-0-0	MIN	0-0-0	MIN	0-0-0	MIN	MIN	0-0-0	----	0-0-0	0-0-0	INJ
7	10/25	@ LOS ANGELES	W 3-0	60-0-31-W	----	----	DND	0-0-0	0-2-2	0-0-0	2-0-2	0-0-0	MIN	0-0-0	MIN	0-0-0	MIN	MIN	0-0-0	----	0-0-0	0-2-2	INJ
8	10/27	@ PHOENIX	L 3-5	60-5-42-L	----	----	DND	0-0-0	0-0-0	0-0-0	0-0-0	1-0-1	MIN	1-0-1	MIN	DND	MIN	MIN	0-0-0	----	0-1-1	0-0-0	INJ
9	10/29	@ DALLAS	L 1-3	59-2-22-L	----	----	DND	0-0-0	0-0-0	0-0-0	0-0-0	0-0-0	MIN	0-0-0	MIN	DND	MIN	MIN	0-0-0	----	0-0-0	1-0-1	INJ
10	11/2	TORONTO	L 3-5	DNP	----	----	DND	0-1-1	0-0-0	0-0-0	1-0-1	0-0-0	MIN	0-1-1	MIN	DND	MIN	MIN	0-1-1	----	0-1-1	0-0-0	INJ
11	11/3	@ PHILADELPHIA	Ws 4-3	65-3-23-W	----	----	0-0-0	0-0-0	INJ	0-0-0	0-0-0	1-0-1	MIN	0-0-0	MIN	DND	MIN	MIN	0-0-0	----	1-1-2	0-0-0	INJ
12	11/5	WINNIPEG	Wo 3-2	DNP	----	----	0-0-0	0-1-1	INJ	0-0-0	0-1-1	0-2-2	MIN	0-0-0	MIN	0-0-0	MIN	MIN	0-0-0	----	2-0-2	0-0-0	INJ
13	11/8	CAROLINA*	W 3-2	DNP	----	----	DND	0-0-0	0-0-0	0-0-0	1-1-2	0-0-0	MIN	0-0-0	MIN	0-0-0	MIN	MIN	0-0-0	----	1-0-1	1-0-1	INJ
14	11/11	WASHINGTON	L 1-3	DNP	----	----	DND	1-0-1	0-0-0	0-0-0	0-1-1	0-0-0	MIN	0-0-0	MIN	DND	MIN	MIN	0-0-0	----	0-0-0	0-0-0	INJ
15	11/12	@ WASHINGTON	Ws 3-2	65-2-17-W	----	----	DND	0-0-0	0-0-0	0-0-0	0-1-1	0-0-0	MIN	0-0-0	MIN	DND	MIN	MIN	0-0-0	----	0-0-0	1-0-1	INJ
16	11/15	@ BOSTON	L 3-4	59-4-37-L	----	----	DND	0-0-0	0-1-1	0-0-0	0-1-1	0-1-1	MIN	2-0-2	MIN	DND	MIN	MIN	0-0-0	----	0-1-1	0-1-1	INJ
17	11/16	@ BUFFALO	W 5-3	DNP	----	----	DND	0-0-0	0-1-1	0-0-0	0-0-0	1-0-1	MIN	0-0-0	MIN	DND	MIN	MIN	0-0-0	----	0-2-2	0-1-1	INJ
18	11/19	@ TAMPA BAY	W 4-2	DNP	----	----	DND	0-1-1	0-0-0	0-0-0	1-0-1	0-1-1	MIN	0-0-0	MIN	DND	MIN	MIN	0-0-0	----	0-1-1	0-0-0	INJ
19	11/21	@ FLORIDA	L 3-4	DNP	----	----	DND	0-1-1	0-2-2	0-1-1	1-0-1	0-0-0	MIN	DND	MIN	0-0-0	MIN	MIN	0-0-0	----	0-0-0	1-0-1	INJ
20	11/23	COLUMBUS	Ws 2-1	DNP	----	----	DND	0-1-1	0-0-0	0-0-0	1-0-1	0-0-0	MIN	0-0-0	MIN	DND	MIN	MIN	DND	----	0-0-0	0-0-0	INJ
21	11/25	@ NY ISLANDERS*	W 1-0	60-0-23-W	----	----	DND	0-1-1	0-0-0	0-0-0	0-0-0	0-0-0	MIN	A - 11/24	MIN	DND	MIN	MIN	0-0-0	----	0-1-1	1-0-1	INJ
22	11/26	NY ISLANDERS*	L 2-3	DNP	----	----	DND	1-0-1	0-0-0	0-0-0	0-0-0	0-1-1	MIN	MIN	MIN	DND	MIN	MIN	0-0-0	----	1-1-2	0-0-0	INJ
23	11/30	@ COLORADO	L 1-6	DNP	----	----	0-0-0	0-0-0	INJ	0-0-0	0-0-0	0-1-1	MIN	MIN	MIN	DND	MIN	MIN	A - 11/30	----	0-1-1	0-0-0	INJ
24	12/2	@ MINNESOTA	L 2-4	49-1-12	----	----	DND	0-0-0	0-1-1	0-0-0	0-0-0	1-1-2	MIN	MIN	MIN	DND	MIN	MIN	MIN	----	0-1-1	0-0-0	INJ
25	12/3	@ WINNIPEG	L 2-4	59-3-19-L	----	----	DND	0-1-1	0-0-0	0-0-0	0-0-0	0-1-1	MIN	A - 12/5	MIN	DND	MIN	MIN	MIN	----	1-0-1	0-0-0	INJ
26	12/6	@ TORONTO	Wo 3-2	DNP	----	----	DND	0-0-0	0-0-0	0-0-0	0-1-1	0-1-1	MIN	0-0-0	MIN	DND	MIN	MIN	MIN	----	0-1-1	0-1-1	INJ
27	12/8	OTTAWA	Ws 5-4	45-2-20-W	----	----	0-0-0	0-1-1	INJ	0-0-0	1-0-1	1-1-2	MIN	0-0-0	MIN	DND	MIN	MIN	MIN	----	0-2-2	0-0-0	INJ
28	12/10	MONTREAL*	L 1-2	DNP	----	----	DND	0-0-0	INJ	0-0-0	0-0-0	0-0-0	MIN	1-0-1	MIN	DND	MIN	MIN	MIN	----	0-0-0	0-1-1	INJ
29	12/12	@ TAMPA BAY	W 5-4	60-4-36-W	----	From Ana. - 12/12	To Ana. - 12/12	0-0-0	INJ	0-1-1	1-0-1	1-2-3	MIN	0-0-0	MIN	To Ana. - 12/12	MIN	MIN	MIN	----	1-2-3	1-0-1	INJ
30	12/13	@ FLORIDA	Ws 3-2	DNP	----	0-0-0	----	0-0-0	INJ	0-1-1	0-0-0	1-0-1	MIN	DND	MIN	----	MIN	MIN	MIN	----	0-0-0	0-0-0	INJ
31	12/16	DALLAS	W 6-3	60-3-36-W	----	0-0-0	----	0-2-2	INJ	INJ	0-1-1	1-3-4	MIN	A - 12/13	MIN	----	MIN	MIN	MIN	----	1-0-1	1-1-2	INJ
32	12/17	@ MONTREAL	W 5-3	DNP	----	0-2-2	----	0-1-1	INJ	INJ	1-1-2	0-0-0	MIN	MIN	MIN	----	MIN	MIN	MIN	----	0-1-1	1-1-2	INJ
33	12/20	NY RANGERS	L 1-4	DNP	----	0-0-0	----	0-0-0	INJ	INJ	0-1-1	0-0-0	MIN	MIN	MIN	----	MIN	MIN	MIN	----	0-0-0	0-1-1	INJ
34	12/23	WASHINGTON	Ws 4-3	DNP	----	0-1-1	----	PER	INJ	INJ	0-0-0	0-1-1	MIN	MIN	MIN	----	MIN	MIN	MIN	----	1-0-1	0-0-0	INJ
35	12/26	@ CAROLINA	L 2-4	59-3-33-L	----	0-1-1	----	PER	INJ	INJ	0-0-0	0-0-0	MIN	MIN	MIN	----	MIN	MIN	MIN	----	1-0-1	0-0-0	INJ
36	12/28	BUFFALO	W 3-1	DNP	----	0-0-0	----	0-0-0	INJ	INJ	0-0-0	1-0-1	MIN	MIN	MIN	----	MIN	MIN	MIN	----	0-1-1	2-0-2	INJ
37	12/31	PITTSBURGH*	W 3-1	DNP	----	0-0-0	----	0-0-0	INJ	0-0-0	0-0-0	1-0-1	MIN	MIN	MIN	----	MIN	MIN	MIN	----	0-0-0	0-0-0	INJ
38	1/2	@ OTTAWA	Lo 2-3	DNP	----	0-0-0	----	0-0-0	INJ	0-0-0	1-0-1	0-0-0	MIN	MIN	A - 1/4	----	MIN	MIN	MIN	----	0-0-0	0-1-1	INJ
39	1/4	BOSTON	L 1-6	DNP	----	0-0-0	----	0-0-0	INJ	0-0-0	0-0-0	0-1-1	MIN	MIN	DND	----	MIN	MIN	MIN	----	0-0-0	0-0-0	INJ
40	1/6	FLORIDA	W 5-2	60-2-24-W	----	0-0-0	----	0-0-0	INJ	0-1-1	0-1-1	1-1-2	MIN	A - 1/7	0-0-0	----	MIN	MIN	MIN	----	1-1-2	0-0-0	INJ
41	1/7	@ PITTSBURGH	W 3-1	DNP	----	0-0-0	----	0-0-0	INJ	0-0-0	1-0-1	0-2-2	MIN	0-0-0	0-0-0	----	MIN	MIN	MIN	----	1-1-2	0-0-0	INJ

*Denotes afternoon game

†From/To Albany Oct. 15-16; From Albany Oct. 18

‡From/To Albany Apr. 4

2011-12 NJD SEASON IN REVIEW

2011-2012 Player Game-By-Game Grid

Games 42-82

DATE	OPP	RES.	1 HEDBERG	2 ZIDJICKY	2 FOSTER	2 FRASER	5 LARSSON	6 GREENE	7 TALLINDER	8 ZUBRUS	9 PARISE	10/21 HARROLD	10/12 PALMIERI	10 ZALEWSKI	10 PELLEY	11 GIONTA	11 VEILLEUX	11 MILLS	12 PONIKAROVSKY	14 HENRIQUE	15 SYKORA	16 JOSEFSON	
42 1/10	@ CALGARY	L 3-6	51-4-9-L	----	0-1-1	----	0-1-1	INJ	0-0-0	0-0-0	0-2-2	MIN	0-0-0	0-0-0	----	MIN	MIN	MIN	----	1-1-2	0-0-0	INJ	
43 1/11	@ EDMONTON	Wo 2-1	61-1-23-W	----	0-0-0	----	0-0-0	INJ	0-0-0	0-0-0	1-0-1	MIN	DND	0-0-0	----	MIN	MIN	MIN	----	0-0-0	0-0-0	A - 1/10	
44 1/14	@ WINNIPEG*	W 2-1	DNP	----	1-0-1	----	0-1-1	INJ	0-0-0	0-1-1	0-0-0	MIN	0-0-0	0-0-0	----	MIN	MIN	A - 1/17	----	INJ	0-1-1	A - 1/14	
45 1/17	WINNIPEG	W 5-1	DNP	----	0-1-1	----	0-0-0	INJ	0-1-1	0-0-0	0-1-1	MIN	A - 1/16	0-0-0	----	MIN	MIN	0-0-0	----	INJ	1-1-2	0-0-0	
46 1/19	BOSTON	L 1-4	DNP	----	0-0-0	----	0-0-0	INJ	INJ	0-1-1	0-0-0	MIN	MIN	0-0-0	----	MIN	MIN	0-0-0	From Car. - 1/20	0-0-0	1-0-1	0-0-0	
47 1/21	PHILADELPHIA*	L 1-4	DNP	----	0-0-0	----	0-0-0	INJ	INJ	0-0-0	0-0-0	A - 1/23	MIN	0-0-0	----	MIN	MIN	0-0-0	1-0-1	0-0-0	0-0-0	0-0-0	
48 1/24	BUFFALO	LS 1-2	DNP	----	0-1-1	----	0-0-0	INJ	INJ	0-0-0	0-1-1	0-0-0	MIN	A - 1/22	----	MIN	MIN	DND	0-0-0	0-0-0	0-0-0	0-0-0	
49 1/31	NY RANGERS	Ws 4-3	DNP	----	0-0-0	----	0-1-1	0-1-1	INJ	0-1-1	1-0-1	A - 1/25	MIN	MIN	----	MIN	MIN	0-0-0	0-0-0	INJ	0-0-0	0-0-0	
50 2/2	MONTREAL	W 5-3	DNP	----	0-0-0	----	0-0-0	INJ	INJ	1-2-3	2-0-2	A - 2/4	MIN	MIN	----	MIN	MIN	DND	0-2-2	INJ	0-0-0	0-0-0	
51 2/4	@ PHILADELPHIA*	W 6-4	60-4-41-W	----	2-1-3	----	INJ	0-0-0	INJ	1-1-2	1-0-1	0-0-0	MIN	MIN	----	MIN	MIN	0-0-0	1-1-2	INJ	0-0-0	0-1-1	
52 2/5	PITTSBURGH*	W 5-2	DNP	----	0-0-0	----	INJ	0-1-1	INJ	1-0-1	1-1-2	A - 2/5	MIN	MIN	----	MIN	MIN	0-0-0	0-1-1	0-0-0	0-0-0	0-0-0	
53 2/7	@ NY RANGERS	W 1-0	DNP	----	0-0-0	----	INJ	0-0-0	INJ	0-0-0	0-1-1	A - 2/4	MIN	MIN	----	MIN	MIN	A - 2/7	0-0-0	0-0-0	0-0-0	0-0-0	
54 2/9	ST. LOUIS	LS 3-4	65-3-26-O	----	0-1-1	----	INJ	0-1-1	INJ	0-0-0	1-0-1	MIN	MIN	MIN	----	MIN	MIN	MIN	0-1-1	1-0-1	0-1-1	0-0-0	
55 2/11	FLORIDA	L 1-3	DNP	----	0-0-0	----	INJ	0-0-0	INJ	0-1-1	0-0-0	MIN	A - 2/14	MIN	----	MIN	A - 2/14	MIN	0-1-1	0-0-0	0-0-0	0-0-0	
56 2/14	@ BUFFALO	W 4-1	DNP	----	0-0-0	----	INJ	0-0-0	INJ	0-0-0	0-1-1	MIN	DND	MIN	----	MIN	0-0-0	MIN	0-0-0	0-2-2	1-0-1	0-0-0	
57 2/17	ANAHEIM	WS 3-2	DNP	----	0-0-0	----	INJ	0-0-0	INJ	0-1-1	0-1-1	A - 2/18	0-0-0	MIN	----	MIN	DND	MIN	1-0-1	1-0-1	0-0-0	0-0-0	
58 2/19	@ MONTREAL	W 3-1	DNP	----	INJ	----	INJ	0-0-0	INJ	0-1-1	1-0-1	0-0-0	0-0-0	MIN	----	MIN	DND	MIN	0-0-0	0-1-1	0-1-1	0-0-0	
59 2/21	@ TORONTO	Wo 4-3	DNP	----	INJ	----	INJ	0-0-0	INJ	0-1-1	0-0-0	0-0-0	0-0-0	MIN	----	MIN	DND	MIN	1-0-1	0-2-2	1-1-2	0-0-0	
60 2/24	VANCOUVER	L 1-2	DNP	From Min. - 2/24	DND To Min. - 2/24	----	INJ	0-0-0	INJ	0-0-0	0-0-0	0-0-0	DND To Min. - 2/24	MIN	----	MIN	A - 2/4 To Min. - 2/24	MIN	0-0-0	0-0-0	0-1-1	0-0-0	
61 2/26	TAMPA BAY*	L 3-4	DNP	0-0-0	----	----	0-0-0	INJ	0-1-1	1-0-1	A - 2/25	----	MIN	----	MIN	----	MIN	----	MIN	1-0-1	0-0-0	1-0-1	0-0-0
62 2/27	@ NY RANGERS	L 0-2	DNP	0-0-0	----	----	0-0-0	0-0-0	INJ	0-0-0	0-0-0	MIN	----	MIN	----	MIN	----	MIN	0-0-0	0-0-0	0-0-0	0-0-0	
63 3/1	@ BOSTON	Lo 3-4	DNP	0-0-0	----	----	0-0-0	0-0-0	INJ	0-0-0	1-0-1	MIN	----	MIN	----	MIN	----	MIN	0-0-0	0-0-0	0-1-1	0-1-1	
64 3/2	@ WASHINGTON	W 5-0	60-0-23-W	0-0-0	----	----	0-0-0	0-0-0	INJ	1-1-2	3-0-3	MIN	----	MIN	----	MIN	----	MIN	INJ	0-2-2	0-0-0	0-0-0	
65 3/4	@ NY ISLANDERS*	L 0-1	DNP	0-0-0	----	----	0-0-0	INJ	INJ	0-0-0	0-0-0	MIN	----	MIN	----	MIN	----	MIN	INJ	0-0-0	0-0-0	0-0-0	
66 3/6	NY RANGERS	W 4-1	DNP	0-0-0	----	----	0-0-0	0-1-1	INJ	0-1-1	0-1-1	MIN	----	MIN	----	MIN	----	MIN	INJ	0-0-0	0-1-1	0-1-1	
67 3/8	NY ISLANDERS	W 5-1	DNP	0-2-2	----	----	0-1-1	0-0-0	INJ	0-0-0	0-2-2	MIN	----	MIN	----	MIN	----	MIN	0-0-0	0-2-2	0-0-0	0-1-1	
68 3/10	@ NY ISLANDERS	W 2-1	60-1-24-W	1-0-1	----	----	0-0-0	0-0-0	INJ	0-0-0	0-1-1	MIN	----	MIN	----	MIN	----	MIN	0-1-1	0-0-0	0-0-0	0-1-1	
69 3/11	PHILADELPHIA	W 4-1	DNP	0-2-2	----	----	0-0-0	0-0-0	INJ	0-0-0	1-1-2	MIN	----	MIN	----	MIN	----	MIN	0-0-0	0-1-1	0-0-0	0-0-0	
70 3/13	@ PHILADELPHIA*	L 0-3	DNP	0-0-0	----	----	0-0-0	0-0-0	INJ	0-0-0	0-0-0	MIN	----	MIN	----	MIN	----	MIN	0-0-0	0-0-0	0-0-0	0-0-0	
71 3/15	COLORADO	WS 1-0	DNP	0-0-0	----	----	0-0-0	0-0-0	INJ	0-0-0	0-0-0	MIN	----	MIN	----	MIN	----	MIN	0-0-0	0-0-0	0-0-0	0-0-0	
72 3/17	PITTSBURGH*	L 2-5	DNP	0-0-0	----	----	0-0-0	1-1-2	INJ	0-0-0	0-0-0	MIN	----	MIN	----	MIN	----	MIN	0-0-0	0-0-0	1-0-1	0-0-0	
73 3/19	@ NY RANGERS	L 2-4	DNP	0-1-1	----	----	0-0-0	0-0-0	INJ	0-0-0	0-0-0	MIN	----	MIN	----	MIN	----	MIN	0-0-0	0-0-0	1-1-2	0-0-0	
74 3/20	@ OTTAWA	W 1-0	60-0-34-W	0-1-1	----	----	0-0-0	0-0-0	INJ	0-0-0	0-0-0	MIN	----	MIN	----	MIN	----	MIN	0-0-0	0-0-0	0-0-0	0-0-0	
75 3/23	TORONTO	Lo 3-4	DNP	0-0-0	----	----	0-1-1	0-1-1	INJ	0-1-1	1-0-1	MIN	----	MIN	----	MIN	----	MIN	0-1-1	1-0-1	0-0-0	1-0-1	
76 3/25	@ PITTSBURGH	L 2-5	DNP	0-0-0	----	----	0-0-0	0-0-0	INJ	0-0-0	1-0-1	A - 3/26	MIN	----	MIN	----	MIN	----	MIN	0-1-1	0-0-0	0-0-0	
77 3/27	CHICAGO	WS 2-1	DNP	0-0-0	----	----	DND	0-0-0	INJ	0-0-0	0-0-0	0-0-0	----	MIN	----	MIN	----	MIN	0-0-0	0-1-1	1-0-1	0-0-0	
78 3/29	TAMPA BAY	W 6-4	DNP	1-0-1	----	----	DND	0-0-0	INJ	1-0-1	0-1-1	0-0-0	----	MIN	----	MIN	----	MIN	1-1-2	0-2-2	0-0-0	1-0-1	
79 3/31	@ CAROLINA	W 5-0	DNP	0-0-0	----	----	DND	0-0-0	INJ	0-1-1	1-0-1	0-0-0	----	MIN	----	MIN	----	MIN	0-0-0	0-0-0	1-1-2	0-1-1	
80 4/3	NY ISLANDERS	W 3-1	60-1-20-W	0-0-0	----	----	DND	0-0-0	INJ	0-0-0	0-2-2	0-0-0	----	MIN	----	MIN*	----	MIN	0-0-0	0-0-0	0-1-1	0-0-0	
81 4/5	@ DETROIT	W 2-1	DNP	0-0-0	----	----	DND	0-0-0	INJ	0-1-1	0-0-0	0-1-1	----	MIN	----	A - 4/6	----	MIN	1-0-1	0-0-0	1-0-1	INJ	
82 4/7	OTTAWA*	W 4-2	DNP	0-0-0	----	----	0-0-0	0-0-0	INJ	0-1-1	0-1-1	0-1-1	----	MIN	----	MIN	----	MIN	0-1-1	0-1-1	1-0-1	INJ	

*Denotes afternoon game

[†]From/To Albany Oct. 15-16; From Albany Oct. 18

[‡]From/To Albany Apr. 4

2011-12 NJD SEASON IN REVIEW

2011-2012 Player Game-By-Game Grid Games 42-82

DATE	OPP	RES.	17 KOVALCHUK	18 BERNIER	18 SESITO	18 ZHARKOV	19 ZAJAC	20 CARTER	21 TEDENBY	22 BOULTON	23 CLARKSON	24 SALVADOR	25 JANSSEN	26 ELIAS	28 VOLCHENKOV	29 FA YNE	30 BRODEUR	31 FRAZEE	32 TAORMINA	33 URBOM	35 KINKAID	
42	1/10	@ CALGARY	L 3-6	1-1-2	MIN	A - 1/10	MIN	INJ	0-0-0	0-0-0	0-0-0	0-0-0	DND	1-0-1	0-0-0	0-0-0	8-2-5	MIN	DND	MIN	MIN	
43	1/11	@ EDMONTON	W 2-1	1-1-2	MIN	MIN	MIN	INJ	0-0-0	0-0-0	0-0-0	0-0-0	0-0-0	0-1-1	0-0-0	0-0-0	DNP	MIN	DND	MIN	MIN	
44	1/14	@ WINNIPEG*	W 2-1	0-0-0	MIN	MIN	MIN	INJ	0-0-0	0-0-0	0-0-0	0-0-0	0-0-0	1-0-1	0-0-0	0-0-0	60-1-23-W	MIN	DND	MIN	MIN	
45	1/17	WINNIPEG	W 5-1	2-0-2	MIN	MIN	MIN	INJ	0-0-0	0-0-0	0-0-0	1-1-2	0-0-0	DND	1-2-3	0-1-1	0-0-0	60-1-21-W	MIN	DND	MIN	MIN
46	1/19	BOSTON	L 1-4	0-0-0	MIN	MIN	MIN	INJ	0-0-0	DND	DND	0-0-0	0-0-0	0-1-1	0-0-0	0-0-0	59-3-24-L	MIN	0-0-0	MIN	MIN	
47	1/21	PHILADELPHIA*	L 1-4	0-0-0	MIN	MIN	MIN	INJ	0-0-0	A - 1/21	0-0-0	0-1-1	0-0-0	DND	0-0-0	0-0-0	60-3-19-L	MIN	0-1-1	MIN	MIN	
48	1/24	BUFFALO	Ls 1-2	0-0-0	SIG/A - 1/30	MIN	MIN	INJ	0-0-0	MIN	0-0-0	0-0-0	0-0-0	DND	1-0-1	0-0-0	65-1-14-O	MIN	0-0-0	MIN	MIN	
49	1/31	NY RANGERS	Ws 4-3	1-0-1	0-0-0	MIN	MIN	INJ	0-0-0	MIN	0-0-0	1-1-2	0-0-0	DND	0-1-1	0-0-0	65-3-26-W	MIN	DND	MIN	MIN	
50	2/2	MONTREAL	W 5-3	0-3-3	0-0-0	MIN	MIN	INJ	0-0-0	MIN	0-0-0	2-1-3	0-0-0	DND	0-1-1	0-0-0	60-3-30-W	MIN	0-0-0	MIN	MIN	
51	2/4	@ PHILADELPHIA*	W 6-4	1-2-3	0-1-1	MIN	MIN	INJ	INJ	MIN	0-0-0	0-1-1	0-0-0	DND	0-2-2	0-1-1	DNP	MIN	0-0-0	MIN	MIN	
52	2/5	PITTSBURGH*	W 5-2	1-2-3	0-1-1	MIN	MIN	INJ	INJ	MIN	0-0-0	1-0-1	0-0-0	DND	0-1-1	1-0-1	60-2-30-W	MIN	0-0-0	MIN	MIN	
53	2/7	@ NY RANGERS	W 1-0	0-0-0	0-0-0	MIN	MIN	INJ	INJ	MIN	0-0-0	1-0-1	0-0-0	0-0-0	0-1-1	0-0-0	60-3-30-W	A - 2/9	0-0-0	MIN	MIN	
54	2/9	ST. LOUIS	Ls 3-4	0-2-2	0-0-0	MIN	MIN	INJ	INJ	MIN	0-0-0	0-0-0	0-0-0	0-0-0	1-0-1	0-0-0	DND	DNP	0-0-0	MIN	MIN	
55	2/11	FLORIDA	L 1-3	0-0-0	1-0-1	MIN	MIN	INJ	INJ	MIN	0-0-0	0-0-0	0-0-0	0-0-0	0-0-0	0-0-0	59-2-19-L	A - 2/12	0-0-0	MIN	MIN	
56	2/14	@ BUFFALO	W 4-1	3-1-4	0-0-0	MIN	MIN	INJ	INJ	MIN	DND	0-1-1	0-0-0	0-0-0	0-1-1	0-0-0	60-1-30-W	MIN	0-0-0	MIN	MIN	
57	2/17	ANAHEIM	Ws 3-2	0-1-1	0-0-0	MIN	MIN	INJ	INJ	MIN	0-0-0	0-0-0	0-0-0	DND	0-0-0	0-0-0	65-2-38-W	MIN	0-1-1	MIN	MIN	
58	2/19	@ MONTREAL	W 3-1	0-1-1	0-0-0	MIN	MIN	INJ	INJ	MIN	0-0-0	1-0-1	0-0-0	DND	0-1-1	0-0-0	60-1-22-W	MIN	1-0-1	MIN	MIN	
59	2/21	@ TORONTO	W 6-4	0-1-1	0-0-0	MIN	MIN	INJ	INJ	MIN	0-0-0	1-0-1	0-0-0	DND	0-1-1	0-1-1	61-3-32-W	MIN	0-1-1	MIN	MIN	
60	2/24	VANCOUVER	L 1-2	0-0-0	0-0-0	MIN	MIN	INJ	0-0-0	MIN	DND	1-0-1	0-0-0	0-0-0	0-1-1	0-0-0	59-2-16-L	MIN	0-0-0	MIN	MIN	
61	2/26	TAMPA BAY*	L 3-4	0-1-1	0-1-1	MIN	MIN	INJ	0-0-0	MIN	DND	0-0-0	0-0-0	0-0-0	0-1-1	0-0-0	59-4-16-L	MIN	DND	MIN	MIN	
62	2/27	@ NY RANGERS	L 0-2	0-0-0	0-0-0	MIN	MIN	INJ	0-0-0	MIN	0-0-0	0-0-0	0-0-0	DND	0-0-0	0-0-0	60-1-14-L	MIN	DND	MIN	MIN	
63	3/1	@ BOSTON	Lo 3-4	0-1-1	0-0-0	MIN	MIN	INJ	0-0-0	MIN	0-0-0	1-0-1	0-0-0	DND	1-0-1	0-1-1	63-4-25-O	MIN	DND	MIN	MIN	
64	3/2	@ WASHINGTON	W 5-0	0-1-1	0-0-0	MIN	MIN	INJ	0-0-0	MIN	0-0-0	0-2-2	0-1-1	DND	1-1-2	0-0-0	DNP	MIN	0-0-0	MIN	MIN	
65	3/4	@ NY ISLANDERS*	L 0-1	0-0-0	0-0-0	MIN	MIN	INJ	0-0-0	MIN	0-0-0	0-0-0	0-0-0	0-0-0	0-0-0	0-0-0	59-1-25-L	MIN	0-0-0	MIN	MIN	
66	3/6	NY RANGERS	W 4-1	1-1-2	0-0-0	MIN	MIN	INJ	1-0-1	MIN	0-0-0	1-0-1	0-1-1	0-0-0	1-1-2	0-0-0	60-1-26-W	MIN	DND	MIN	MIN	
67	3/8	NY ISLANDERS	W 5-1	3-0-3	0-0-0	MIN	MIN	INJ	0-1-1	MIN	0-0-0	1-0-1	0-0-0	DND	1-1-2	0-0-0	60-1-30-W	MIN	DND	MIN	MIN	
68	3/10	@ NY ISLANDERS	W 2-1	0-1-1	0-0-0	MIN	MIN	INJ	0-0-0	MIN	0-0-0	1-0-1	0-0-0	DND	0-0-0	0-0-0	DNP	MIN	DND	MIN	MIN	
69	3/11	PHILADELPHIA	W 4-1	1-2-3	DND	MIN	MIN	INJ	0-0-0	MIN	0-0-0	0-1-1	0-0-0	0-0-0	1-1-2	1-0-1	60-1-19-W	MIN	DND	MIN	MIN	
70	3/13	@ PHILADELPHIA*	L 0-3	0-0-0	0-0-0	MIN	MIN	INJ	0-0-0	MIN	0-0-0	0-0-0	0-0-0	DND	0-0-0	0-0-0	60-2-28-L	MIN	DND	MIN	MIN	
71	3/15	COLORADO	Ws 1-0	0-0-0	0-0-0	MIN	MIN	INJ	0-0-0	MIN	0-0-0	0-0-0	0-0-0	DND	0-0-0	0-0-0	65-0-28-W	MIN	DND	MIN	MIN	
72	3/17	PITTSBURGH*	L 2-5	0-1-1	0-0-0	MIN	MIN	INJ	0-0-0	MIN	0-0-0	0-0-0	0-0-0	DND	0-1-1	0-0-0	60-5-44-L	MIN	DND	MIN	MIN	
73	3/19	@ NY RANGERS	L 2-4	0-1-1	DND	MIN	MIN	INJ	0-0-0	MIN	0-0-0	0-0-0	0-0-0	0-0-0	1-0-1	0-0-0	59-4-27-L	MIN	DND	MIN	MIN	
74	3/20	@ OTTAWA	W 1-0	1-0-1	0-0-0	MIN	MIN	INJ	0-0-0	MIN	0-0-0	0-0-0	0-0-0	DND	0-1-1	0-0-0	DNP	MIN	DND	MIN	MIN	
75	3/23	TORONTO	Lo 3-4	0-0-0	0-0-0	MIN	MIN	INJ	0-0-0	MIN	0-0-0	0-1-1	0-1-0	DND	0-0-0	0-0-0	65-3-17-O	MIN	DND	MIN	MIN	
76	3/25	@ PITTSBURGH	L 2-5	1-0-0	0-0-0	MIN	MIN	0-1-1	0-0-0	MIN	DND	0-0-0	0-0-0	DND	0-0-0	INJ	59-4-27-L	MIN	0-0-0	MIN	MIN	
77	3/27	CHICAGO	Ws 2-1	0-0-0	0-0-0	MIN	MIN	0-0-0	0-0-0	MIN	DND	0-0-0	0-0-0	DND	0-0-0	INJ	65-1-38-W	MIN	0-0-0	MIN	MIN	
78	3/29	TAMPA BAY	W 6-4	1-1-2	0-0-0	MIN	MIN	0-0-0	0-1-1	MIN	DND	1-1-2	0-1-1	DND	0-2-2	0-0-0	60-4-20-W	MIN	DND	MIN	MIN	
79	3/31	@ CAROLINA	W 5-0	1-2-3	0-1-1	MIN	MIN	0-1-1	1-0-1	MIN	DND	1-0-1	0-0-0	DND	0-2-2	0-0-0	60-0-22-W	MIN	A - 3/30	MIN	MIN	
80	4/3	NY ISLANDERS	W 3-1	1-0-1	0-0-0	MIN	MIN	1-0-1	0-0-0	MIN	DND	INJ	0-0-0	0-0-0	1-1-2	0-0-0	DNP	MIN	MIN	MIN	MIN	
81	4/5	@ DETROIT	W 2-1	0-0-0	0-0-0	MIN	MIN	0-0-0	0-0-0	MIN	0-0-0	0-1-1	0-0-0	DND	0-1-1	0-0-0	60-1-24-W	MIN	MIN	MIN	MIN	
82	4/7	OTTAWA*	W 4-2	2-0-2	0-1-1	MIN	MIN	0-0-0	0-0-0	MIN	DND	INJ	0-0-0	0-0-0	0-1-1	ILL	60-2-33-W	MIN	MIN	MIN	MIN	

*Denotes afternoon game
 *From/To Albany Oct. 15-16; From Albany Oct. 18
 *From/To Albany Apr. 4

2011-12 NJD SEASON IN REVIEW

2011-12 NEW JERSEY DEVILS SCHEDULE AND RESULTS

GM	DATE	OPP.	RESULT	RECORD=PTS	PP	OP.PP	GOALTENDER(S)	GOAL SCORER(S)
1	10/08	Phi.	L0-3	0-1-0=0	0-5	0-8	BRODEUR	----
2	10/10	Car.*	W4-2	1-1-0=2	1-5	0-5	HEDBERG	PARISE-2(EV)(PP/EN), FAYNE, KOVALCHUK(GW)
3	10/13	LA	Ws2-1	2-1-0=4	0-2	0-1	BRODEUR(11-1)/HEDBERG(16-0/W)	ELIAS, KOVALCHUK[GD]
4	10/15	@Nsh.	Ws3-2	3-1-0=6	1-5	1-3	HEDBERG	KOVALCHUK(PP)[GD], CLARKSON
5	10/21	SJ	Ls3-4	3-1-1=7	1-4	0-5	HEDBERG	ELIAS(PP), PARISE(SH/PS), CLARKSON
6	10/22	@Pit.	L1-4	3-2-1=7	0-2	2-6	HEDBERG	ELIAS(SH)
7	10/25	@LA	W3-0	4-2-1=9	0-2	0-1	HEDBERG	ZUBRUS-2(GW), ELIAS
8	10/27	@Phx.	L3-5	4-3-1=9	0-1	1-4	HEDBERG	PARISE, FAYNE, PALMIERI
9	10/29	@Dal	L1-3	4-4-1=9	0-3	0-2	HEDBERG	SYKORA
10	11/02	Tor.	L3-5	4-5-1=9	2-2	0-2	BRODEUR	ZUBRUS(PP), ELIAS(PP), CLARKSON
11	11/03	@Phi.	Ws4-3	5-5-1=11	0-3	0-6	HEDBERG	PARISE, HENRIQUE, CLARKSON, ELIAS[GD]
12	11/05	Wpg.	Wo3-2	6-5-1=13	0-2	0-3	BRODEUR	ELIAS, HENRIQUE-2(OT)
13	11/08	Car.	W3-2	7-5-1=15	0-4	0-2	BRODEUR	ZUBRUS, SYKORA, HENRIQUE(GW)
14	11/11	Wsh.	L1-3	7-6-1=15	0-5	0-4	BRODEUR	LARSSON
15	11/12	@Wsh.	Ws3-2	8-6-1=17	0-5	0-5	HEDBERG	SYKORA, CARTER, CLARKSON[GD]
16	11/15	@Bos.	L3-4	8-7-1=17	1-5	0-2	HEDBERG	CLARKSON(PP), PALMIERI-2
17	11/16	@Buf.	W5-3	9-7-1=19	1-4	1-4	BRODEUR	PARISE(SH), KOVALCHUK(PP), FAYNE, ELIAS(GW), CLARKSON
18	11/19	@TB	W4-2	10-7-1=21	2-8	0-6	BRODEUR	ZUBRUS, ELIAS(PP), CLARKSON(PP/GW), CARTER
19	11/21	@Fla.	L3-4	10-8-1=21	0-3	0-5	BRODEUR	KOVALCHUK, SYKORA, ZUBRUS
20	11/23	CBJ	Ws2-1	11-8-1=23	0-3	0-6	BRODEUR	ZUBRUS, KOVALCHUK[GD]
21	11/25	@NYI*	W1-0	12-8-1=25	1-2	0-4	HEDBERG	SYKORA(PP/GW)
22	11/26	NYI*	L2-3	12-9-1=25	0-3	0-2	BRODEUR	LARSSON, HENRIQUE
23	11/30	@Col.	L1-6	12-10-1=25	0-4	0-3	BRODEUR	KOVALCHUK
24	12/02	@Min.	L2-4	12-11-1=25	0-5	0-2	BRODEUR(4-3/L)/HEDBERG(12-1)	PARISE, KOVALCHUK
25	12/03	@Wpg.	L2-4	12-12-1=25	1-4	0-2	HEDBERG	HENRIQUE, ELIAS(PP)
26	12/06	@Tor.	Wo3-2	13-12-1=27	2-4	0-2	BRODEUR	KOVALCHUK(PP), CLARKSON-2(PP)(EV/OT)
27	12/08	Ott.	Ws5-4	14-12-1=29	0-5	1-6	BRODEUR(9-2)/HEDBERG(20-2/W)	PARISE(SH), ZUBRUS(SH), TEDENBY, KOVALCHUK, HENRIQUE[GD]
28	12/10	Mtl.*	L1-2	14-13-1=29	0-3	1-5	BRODEUR	PALMIERI
29	12/12	@TB	W5-4	15-13-1=31	1-3	1-5	HEDBERG	SYKORA, ZUBRUS(PP), PARISE, KOVALCHUK, HENRIQUE(SH/GW)
30	12/13	@Fla.	Ws3-2	16-13-1=33	0-4	0-1	BRODEUR	ELIAS, PARISE, KOVALCHUK[GD]
31	12/16	Dal.	W6-3	17-13-1=35	0-2	0-4	HEDBERG	CLARKSON, HENRIQUE(SH), KOVALCHUK, SYKORA(GW), PARISE, ELIAS
32	12/17	@Mtl.	W5-3	18-13-1=37	2-5	1-4	BRODEUR	SYKORA, ELIAS-2(PP)(EV/GW), CLARKSON, ZUBRUS(PP)
33	12/20	NYR	L1-4	18-14-1=37	0-3	0-1	BRODEUR	ZAJAC
34	12/23	Wsh	Ws4-3	19-14-1=39	1-4	0-3	BRODEUR	KOVALCHUK(PP)[GD], URBOM, HENRIQUE
35	12/26	@Car.	L2-4	19-15-1=39	0-1	0-4	HEDBERG	CLARKSON, HENRIQUE
36	12/28	Buf	W3-1	20-15-1=41	0-2	1-4	BRODEUR	SYKORA-2(GW), PARISE
37	12/31	Pit.*	W3-1	21-15-1=43	1-6	1-4	BRODEUR	KOVALCHUK(PS), CLARKSON(PP/GW), PARISE(EN)
38	01/02	@Ott.	Lo2-3	21-15-2=44	0-2	1-4	BRODEUR	ZUBRUS, CLARKSON
39	01/04	Bos.	L1-6	21-16-2=44	1-3	1-3	BRODEUR	CLARKSON(PP)
40	01/06	Fla.	W5-2	22-16-2=46	0-3	0-2	HEDBERG	HENRIQUE, ELIAS, KOVALCHUK-2(EV/GW)(SH/EN), PARISE(EN)
41	01/07	@Pit.	W3-1	23-16-2=48	1-1	0-2	BRODEUR	HENRIQUE(SH), KOVALCHUK(GW), ZUBRUS(PP)
42	01/10	@Cgy.	L3-6	23-17-2=48	1-4	1-5	BRODEUR(5-2)/HEDBERG(9-4/L)	KOVALCHUK, HENRIQUE(SH), ELIAS(PP)
43	01/11	@Edm	Wo2-1	24-17-2=50	1-2	1-5	HEDBERG	KOVALCHUK(SH), PARISE(PP/OT)
44	01/14	@Wpg.*	W2-1	25-17-2=52	0-2	0-2	BRODEUR	FOSTER, ELIAS(GW)
45	01/17	Wpg.	W5-1	26-17-2=54	1-4	0-1	BRODEUR	KOVALCHUK-2(EV)(PP), SYKORA(GW), CLARKSON, ELIAS
46	01/19	Bos.	L1-4	26-18-2=54	0-1	1-1	BRODEUR	SYKORA
47	01/21	Phi.*	L1-4	26-19-2=54	0-6	2-5	BRODEUR	PONIKAROVSKY
48	01/24	Buf.	Ls1-2	26-19-3=55	1-2	0-1	BRODEUR	ELIAS(PP)
49	01/31	NYR	Ws4-3	27-19-3=57	1-3	0-3	BRODEUR	PARISE, KOVALCHUK(PP)[GD], CLARKSON
50	02/02	Mtl.	W5-3	28-19-3=59	1-4	0-3	BRODEUR	PARISE-2(GW), CLARKSON-2(PP)(EN), ZUBRUS
51	02/04	@Phi.*	W6-4	29-19-3=61	3-7	1-7	HEDBERG	FOSTER-2PP, KOVALCHUK(SH), ZUBRUS, PARISE(PP), PONIKAROVSKY(GW)
52	02/05	Pit.*	W5-2	30-19-3=63	0-2	2-3	BRODEUR	KOVALCHUK, VOLCHENKOV, ZUBRUS(SH/GW), PARISE, CLARKSON(EN)
53	02/07	@NYR	W1-0	31-19-3=65	1-4	0-3	BRODEUR	CLARKSON(PP/GW)
54	02/09	StL.	Ls3-4	31-19-4=66	1-3	0-1	HEDBERG	PARISE(PP), HENRIQUE, ELIAS
55	02/11	Fla.	L1-3	31-20-4=66	0-1	1-3	BRODEUR	BERNIER
56	02/14	@Buf.	W4-1	32-20-4=68	2-7	0-2	BRODEUR	KOVALCHUK-3(PP)(EV)(EN), SYKORA(PP/GW)
57	02/17	Ana.	Ws3-2	33-20-4=70	0-1	0-3	BRODEUR	HENRIQUE, PONIKAROVSKY, ELIAS[GD]
58	02/19	@Mtl.	W3-1	34-20-4=72	0-0	1-3	BRODEUR	PARISE, CLARKSON(GW), TAORMINA
59	02/21	@Tor.	Wo4-3	35-20-4=74	0-3	0-2	BRODEUR	SYKORA, CLARKSON, PONIKAROVSKY, FAYNE(OT)
60	02/24	Van.	L1-2	35-21-4=74	0-2	0-1	BRODEUR	CLARKSON
61	02/26	TB*	L3-4	35-22-4=74	1-4	1-3	BRODEUR	PONIKAROVSKY, SYKORA, PARISE(PP)
62	02/27	@NYR	L0-2	35-23-4=74	0-1	0-2	BRODEUR	----
63	03/01	@Bos.	Lo3-4	35-23-5=75	0-3	0-3	BRODEUR	PARISE, ELIAS, CLARKSON
64	03/02	@Wsh.	W5-0	36-23-5=77	1-2	0-2	HEDBERG	PARISE-3(PP/GW)(2EV), ZUBRUS, ELIAS(SH)
65	03/04	@NYI*	L0-1	36-24-5=77	0-1	0-5	BRODEUR	----
66	03/06	NYR	W4-1	37-24-5=79	0-4	0-2	BRODEUR	KOVALCHUK, CLARKSON(GW), CARTER, ELIAS(EN)
67	03/08	NYI	W5-1	38-24-5=81	1-3	0-3	BRODEUR	KOVALCHUK-3(2EV)(PP/GW), ELIAS, CLARKSON
68	03/10	@NYI	W2-1	39-24-5=83	1-4	0-3	HEDBERG	CLARKSON, ZIDLICKY(PP/GW)
69	03/11	Phi.	W4-1	40-24-5=85	2-5	0-2	BRODEUR	ELIAS(PP), VOLCHENKOV(GW), KOVALCHUK, PARISE(PP)
70	03/13	@Phi.	L0-3	40-25-5=85	0-5	0-5	BRODEUR	----
71	03/15	Col.	Ws1-0	41-25-5=87	0-1	0-1	BRODEUR	KOVALCHUK[GD]
72	03/17	Pit.*	L2-5	41-26-5=87	0-3	1-3	BRODEUR	GREENE, SYKORA
73	03/19	@NYR	L2-4	41-27-5=87	0-3	1-3	BRODEUR	ELIAS, SYKORA
74	03/20	@Ott.	W1-0	42-27-5=89	1-4	0-3	HEDBERG	KOVALCHUK(PP/GW)
75	03/23	Tor.	Ls3-4	42-27-6=90	0-2	0-0	BRODEUR	JOSEFSON, PARISE, HENRIQUE
76	03/25	@Pit.	L2-5	42-28-6=90	0-2	0-4	BRODEUR	PARISE, KOVALCHUK
77	03/27	Chi.	Ws2-1	43-28-6=92	1-3	0-4	BRODEUR	SYKORA(PP), ZAJAC[GD]
78	03/29	TB	W6-4	44-28-6=94	1-4	0-3	BRODEUR	ZUBRUS(SH), JOSEFSON, KOVALCHUK, ZIDLICKY(PP), PONIKAROVSKY(GW), CLARKSON
79	03/31	@Car.	W5-0	45-28-6=96	1-4	0-4	BRODEUR	CLARKSON(PP/GW), KOVALCHUK, CARTER, SYKORA, PARISE
80	04/03	NYI	W3-1	46-28-6=98	1-4	0-0	HEDBERG	ELIAS, ZAJAC(PP/GW), KOVALCHUK(EN)
81	04/05	@Det	W2-1	47-28-6=100	0-2	1-1	BRODEUR	PONIKAROVSKY, SYKORA(GW)
82	04/07	Ott.*	W4-2	48-28-6=102	2-3	0-2	BRODEUR	KOVALCHUK-2(PP)(EN), SYKORA(PP), GIONTA(GW)

* - Denotes afternoon game

2011-12 SEASON IN REVIEW

NEW JERSEY DEVILS SCHEDULE AND RESULTS

GM	DATE	OPP.	SF	SA	ATT.	OPPONENTS GOALTENDER(S)	OPPONENTS GOAL SCORER(S)
1	10/08	Phi.	20	29	17,625	BRYZGALOV	GIROUX(GW), READ, SIMMONDS
2	10/10	Car.*	26	26	12,096	WARD	PONIKAROVSKY, LaROSE
3	10/13	LA	37	27	12,256	QUICK	GAGNE
4	10/15	@Nsh.	41	31	17,113	RINNE	WILSON(PP), SMITHSON
5	10/21	SJ	19	41	14,319	NIEMI	THORNTON, CLOWE(EV)[GD], PAVELSKI
6	10/22	@Pit.	24	29	18,535	FLEURY	STAAL-2(PP)(EV), KUNITZ(PP/GW), NEAL
7	10/25	@LA	23	31	18,118	BERNIER	----
8	10/27	@Phx.	34	42	7,434	SMITH	O'SULLIVAN, WHITNEY-2(PP)(EV), TORRES, HANZAL(GW)
9	10/29	@Dal	32	23	11,740	LEHTONEN	ERIKSSON, FIDDLER(GW), SOURAY(SH/EN)
10	11/02	Tor.	22	23	13,033	GUSTAVSSON	CRABB, GRABOVSKI, LUPUL-3(GW)
11	11/03	@Phi.	39	23	19,667	BOBROVSKY	RINALDO, GIROUX, TALBOT(PS)
12	11/05	Wpg.	28	23	14,952	PAVELEC	FLOOD, SLATER
13	11/08	Car.	36	27	13,056	WARD	SUTTER(SH), PITKANEN
14	11/11	Wsh.	33	20	15,230	VOKOUN	OVECHKIN, CHIMERA(SH/GW), JOHANSSON
15	11/12	@Wsh.	19	17	18,506	NEUVIRTH	BROUWER, CHIMERA
16	11/15	@Bos.	30	37	17,565	THOMAS	KELLY, MARCHAND, THORNTON, POULIOT(GW)
17	11/16	@Buf.	21	32	18,690	ENROTH(19-5/L)/MacINTYRE(2-0)	MYERS-2(PP)(EV), LEOPOLD
18	11/19	@TB	24	23	18,894	ROLOSON	ST. LOUIS, SHANNON
19	11/21	@Fla.	25	36	13,122	THEODORE	VERSTEEG-2, WEISS(SH), FLEISCHMANN(GW)
20	11/23	CBJ	24	36	15,585	SANFORD	BOLL
21	11/25	@NYI*	23	23	15,358	MONTOYA	----
22	11/26	NYI*	26	26	16,014	MONTOYA	MOULSON, BAILEY, GRABNER(SH/GW)
23	11/30	@Col.	19	25	14,251	VARLAMOV	HEJDUK, GALIARDI(GW), HEJDA, O'REILLY, McCLEMENT(SH), ELLIOTT
24	12/02	@Min.	31	16	17,310	BACKSTROM(9-2/W)/HARDING(22-0)	HEATLEY, BRODZIAK-2, WELLMAN(GW)
25	12/03	@Wpg.	25	20	15,004	PAVELEC	KANE-2(EN), BURMISTROV(SH), STUART(GW)
26	12/06	@Tor.	26	31	19,513	REIMER	KESSEL, FRATTIN
27	12/08	Ott.	31	29	13,743	AULD	MICHALEK, FOLIGNO, ALFREDSSON(PP), WINCHESTER(SH)
28	12/10	Mtl.*	29	24	14,210	PRICE	PACIORETTY(PP), COLE(GW)
29	12/12	@TB	22	36	17,341	ROLOSON(12-3)/GARON(10-2/L)	DOWNIE, JONES, STAMKOS-2(PP)(EV)
30	12/13	@Fla.	34	26	14,669	THEODORE	VERSTEEG-2(EV)(SH)
31	12/16	Dal.	31	36	17,625	BACHMAN	RYDER, MORROW, PETERSEN
32	12/17	@Mtl.	35	26	21,273	PRICE	SUBBAN(PP), CAMPOLI, ELLER
33	12/20	NYR	31	21	17,625	LUNDQVIST	ANISIMOV, GABORIK-2(GW)(EN), HAGELIN(SH)
34	12/23	Wsh.	28	25	14,043	NEUVIRTH	LAICH, CHIMERA-2
35	12/26	@Car.	25	33	16,121	WARD	SUTTER(SH), RUUTU, STEWART(GW), WARD(EN)
36	12/28	Buf	23	23	17,625	MILLER	VANEK(PP)
37	12/31	Pit.*	21	30	17,625	FLEURY	KUNITZ(PP)
38	01/02	@Ott.	29	32	19,573	ANDERSON	SPEZZA, CONDRA(SH), ALFREDSSON(PP/OT)
39	01/04	Bos.	31	27	15,832	THOMAS	CAMPBELL, HORTON(PP/GW), BERGERON-2, KREJCI, THORNTON
40	01/06	Fla.	29	24	15,793	MARKSTROM	SAMUELSSON, BARCH
41	01/07	@Pit.	27	42	18,594	FLEURY	MALKIN
42	01/10	@Cgy.	38	14	19,289	KIPRUSOFF	BOUWMEESTER, SARICH, GLENCROSS, BRODIE(PP/GW), STEMPNIAK, IGINLA
43	01/11	@Edm.	25	23	16,839	KHABIBULIN	HEMSKY(PP)
44	01/14	@Wpg.*	25	23	15,004	PAVELEC	LADD
45	01/17	Wpg.	20	21	14,129	MASON(15-4/L)/PAVELEC(5-1)	ENSTROM
46	01/19	Bos.	31	25	14,941	THOMAS	FERENCE, HORTON(PP/GW), CAMPBELL, KELLY(EN)
47	01/21	Phi.*	31	20	16,251	BRYZGALOV	READ, HARTNELL-2PP(GW), SIMMONDS(EN)
48	01/24	Buf.	28	14	13,735	MILLER	LEOPOLD, GERBE[GD]
49	01/31	NYR.	29	26	17,625	BIRON	STRALMAN, BOYLE, DEL ZOTTO
50	02/02	Mtl.	22	30	13,283	PRICE	DESHARNAIS, KOSTITSYN, DARCHE(SH)
51	02/04	@Phi.*	31	41	19,862	BOBROVSKY(23-6/L) BRYZGALOV(8-0)	SIMMONDS, JAGR, GIROUX(PP), VORACEK
52	02/05	Pit.*	25	30	17,707	FLEURY(12-3/L) JOHNSON(12-1)	NISKANEN(PP), MALKIN(PP)
53	02/07	@NYR	22	30	18,200	LUNDQVIST	----
54	02/09	StL.	27	26	15,021	HALAK(12-3) ELLIOTT(15-0/W)	STEWART, PERRON, BERGLUND, OSHIE[GD]
55	02/11	Fla.	28	20	14,938	CLEMMENSEN	BERGENHEIM(PP), VERSTEEG(GW), SAMUELSSON(EN)
56	02/14	@Buf.	31	30	18,690	MILLER	POMINVILLE
57	02/17	Ana.	27	38	15,312	HILLER	PERRY, BROOKBANK
58	02/19	@Mtl.	25	22	21,273	PRICE	PACIORETTY(PP)
59	02/21	@Tor.	32	32	19,426	GUSTAVSSON	CONNOLLY, MacARTHUR, KESSEL
60	02/24	Van.	31	16	16,480	SCHNEIDER	ROME, RAYMOND(GW)
61	02/26	TB*	22	16	15,981	GARON	ST. LOUIS-3(PP)(EV/GW), GILROY
62	02/27	@NYR	13	15	18,200	LUNDQVIST	HAGELIN(GW), CALLAHAN(EN)
63	03/01	@Bos.	31	25	17,565	THOMAS	KREJCI-3(2EV)(OT), SEGUIN
64	03/02	@Wsh.	20	23	18,506	NEUVIRTH	----
65	03/04	@NYI*	24	25	16,250	NILSSON	OKPOSO(GW)
66	03/06	NYR	29	26	17,625	LUNDQVIST	STEPAN
67	03/08	NYI	20	30	14,573	NABOKOV	MacDONALD
68	03/10	@NYI	35	24	16,250	NILSSON	TAVARES
69	03/11	Phi.	31	19	15,107	BOBROVSKY	GIROUX
70	03/13	@Phi.	17	29	19,724	BRYZGALOV	COUTURIER(GW), VORACEK, BRIERE(EN)
71	03/15	Col.	33	28	16,055	GIGUERE	----
72	03/17	Pit.*	14	44	17,625	FLEURY	NEAL, DUPUIS, COOKE-2EV(GW), MALKIN(PP)
73	03/19	@NYR	22	27	18,200	LUNDQVIST	DUBINSKY, GIRARDI, ZUCCARELLO(PP/GW), STEPAN
74	03/20	@Ott.	34	34	19,834	BISHOP	----
75	03/23	Tor.	46	17	16,022	REIMER	BOZAK, KADRI(EV)[GD], STECKEL
76	03/25	@Pit.	34	28	18,601	FLEURY	KUNITZ, STAAL, DUPUIS(GW), CROSBY, MALKIN(EN)
77	03/27	Chi.	22	38	15,074	CRAWFORD	SEABROOK
78	03/29	TB	38	20	15,380	ROLOSON(34-6/L) CARON(4-0)	MALONE-3, SMITH
79	03/31	@Car.	31	22	18,680	BOUCHER	----
80	04/03	NYI	20	20	15,482	MONTOYA	MOULSON
81	04/05	@Det	21	24	20,066	HOWARD	HOLMSTROM(PP)
82	04/07	Ott.*	35	33	17,625	ANDERSON	GILROY, O'BRIEN

* - Denotes afternoon game

2011-12 NJD SEASON IN REVIEW

Injuries/Penalties/Special Teams/Back-to-Back/OT-SO

INJURIES

Boulton (14); Brodeur (7); Carter (9); Clarkson (2); Elias (1); Foster (2); Greene (27); Henrique (5); Janssen (3); Josefson (38); Kovalchuk (5); Larsson (10); Ponikarovsky (2); Tallinder (43); Volchenkov (10); Zajac (67).

Total man-games lost to injury/illness: 245

MISCONDUCTS/SUSPENSIONS

General Misconducts: David Clarkson 10/8 vs. Phi.; Eric Boulton 10/8 vs. Phi.; Cam Janssen 11/30 @ Col.

Game Misconduct; Cam Janssen 12/28 vs. Buf.; Bryce Salvador 12/28 vs. Buf.; David Clarkson 1/21 vs. Phi.; Brad Mills 1/21 vs. Phi.; Eric Boulton 1/21 vs. Phi.; David Clarkson 2/27 @ NYR.; Eric Boulton 3/17 vs. Pit.; R. Carter 3/17 vs. Pit.; S. Bernier 3/17 vs. Pit.; D. Clarkson 3/17 vs. Pit.; B. Salvador 3/19 at NYR.

Boarding/Game Misconduct: Ryan Carter 12/26 @ Car.; K. Foster 2/9 vs. StL.

PENALTY SHOTS

FOR

1.	10/21/11	Zach Parise	vs. A. Niemi, SJ	0:36 of 2 nd per. (SH)	GOAL	NJ 3 @ SJ 4 (SO)
2.	12/10/11	Zach Parise	vs. C. Price, Mtl.	19:10 of 3 rd per. (PP)	Save	Mtl. 2 @ NJ 1
3.	12/31/11	Ilya Kovalchuk	vs. M.A. Fleury, Pit.	14:43 of 1 st per.	GOAL	Pit. 1 @ NJ 3
4.	1/14/12	Patrik Elias	vs. O. Pavelec, Wpg.	18:24 of 3 rd per.	Save	NJ 2 @ Wpg. 1

AGAINST

1.	10/15/11	Sergei Kostitsyn, Nsh.	vs. J. Hedberg	11:53 of 1 st per. (PP)	SAVE	NJ 3 @ Nsh. 2 (SO)
2.	11/3/11	Maxime Talbot, Phi.	vs. J. Hedberg	2:37 of 3 rd per.	Goal	NJ 4 @ Phi. 3 (SO)
3.	11/25/11	Michael Grabner, NYI	vs. J. Hedberg	12:50 of 3 rd per. (SH)	SAVE	NJ 1 @ NYI 0
4.	3/17/12	Chris Kunitz, Pit.	vs. M. Brodeur	1:55 of 1 st per.	SAVE	Pit. 5 @ NJ 2
5.	3/20/12	Erik Condra, Ott.	vs. J. Hedberg	14:00 of 1sr per.	SAVE	NJ 1 @ Ott. 0

POWER PLAY

0PPGs	1PPGs	2PPGs	3PPGs	4PPGs	5PPGs
45	29	7	1	0	0

OPPONENTS' POWER PLAY

0PPGs	1PPGs	2PPGs	3PPGs	4PPGs	5PPGs
58	21	3	0	0	0

5 on 3 6-12

(10:20)

10/10	vs. Car.	(0:15)	
10/15	@ Nsh.	(0:07)	(I. Kovalchuk)
11/8	vs. Car.	(0:23)	
11/15	@ Bos.	(0:18)	(D. Clarkson)
11/19	@ TB	(1:31)	
11/21	@ Fla.	(1:05)	
12/3	@ Wpg.	(0:39)	(P. Elias)
12/31	vs. Pit	(2:00)	(D. Clarkson)
1/17	vs. Wpg.	(0:27)	
2/4	@ Phi.	(0:50)	(K. Foster)
2/4	@ Phi.	(1:17)	(K. Foster)
2/14	@ Buf.	(0:47)	
3/29	vs. TB	(0:41)	

3 on 5 2-16

(10:39)

10/10	vs. Car.	(0:44)	
11/3	@ Phi.	(0:50)	
11/19	@ TB	(0:38)	
11/19	@ TB	(0:43)	
11/21	@ Fla.	(0:54)	
11/23	vs. CBJ	(0:20)	
12/8	vs. Ott.	(0:52)	(D. Alfredsson)
12/10	vs. Mtl.	(0:06)	
12/12	@ TB	(0:20)	
12/17	@ Mtl.	(0:47)	(P.K. Subban)
12/26	@ Car.	(1:20)	
1/2	@ Ott.	(0:23)	
3/4	@ NYI	(1:08)	
3/20	@ Ott.	(0:25)	
3/25	@ Pit.	(0:02)	
3/27	vs. Chi.	(1:07)	

2011-12 NJD SEASON IN REVIEW

BACK-TO-BACK GAMES

1	2	3	4	5	6	7	8	9	10	11	12	13	14	15
10/21 vs. SJ Ls3-4	11/2 vs. Tor. L35	11/11 vs. Wsh. L1-3	11/15 @ Bos. L3-4	11/25 @ NYI* W1-0	12/2 @ Min. L2-4	12/12 @ TB W5-4	12/16 vs. Dal. W6-3	1/6 vs. Fla. W5-2	1/10 @ Cgy. L3-6	2/4 @ Phi.* W6-4	2/26 vs. TB* L3-4	3/1 @ Bos. Lo3-4	3/10 @ NYI W2-1	3/19 @ NYR L2-4
10/22 @ Pit. L1-4	11/3 @ Phi. Ws4-3	11/12 @ Wsh. Ws3-2	11/16 @ Buf. W5-3	11/26 vs. NYI* L2-3	12/3 @ Wpg. L2-4	12/13 @ Fla. Ws3-2	12/17 @ Mtl. W5-3	1/7 @ Pit. W3-1	1/11 @ Edm. Wo2-1	2/5 vs. Pit.* W5-2	2/27 @ NYR L0-2	3/2 @ Wsh. W 5-0	3/11 vs. Phi. W4-1	3/20 @ Ott. W1-0

* Indicates afternoon game

RECORD IN FIRST GAMES: 6-7-2

RECORD IN SECOND GAMES: 11-4-0

OVERTIME HOME

2011-12 REGULAR SEASON:
LIFETIME REGULAR SEASON:

1-0
53-35-87

ROAD

3-2
50-43-118

OVERALL

4-2
103-78-205

SHOOTOUT HOME

2011-12 REGULAR SEASON:
LIFETIME REGULAR SEASON:

8-4
30-17

ROAD

4-0
24-12

OVERALL

12-4
54-29

2011-12 NJD SEASON IN REVIEW

2011-12 MISCELLANEOUS STATS

Overall Record	48-28-6
Goal-Scoring Rank	15 th (216)
G.A.A. Rank	8 th -t (2.50)
Home Record	24-13-4
Road Record	24-15-2
Power Play	46-267 (17.2%, 14 th -t)
(Home)	21-131 (16.0%, 20 th -t)
(Away)	25-136 (18.4%, 13 th)
Penalty Killing	27-259 (89.6%, 1 st)
(Home)	13-118 (89.0%, 1 st)
(Away)	14-141 (90.1, 1 st)
S.H.G For (Home/Away)	7, 1 st /8, 1 st
S.H.G. Against (Home/Away)	6, 28 th -t/7, 29 th
P.I.M. Avg. Per Game	944/11.5 18 th -t
Scoring First Goal	32-9-3
Not Scoring First Goal	16-19-3
When Ahead After 2 Periods	29-2-3
When Behind After Two Periods	5-21-1
When Tied After Two Periods	14-5-2
Overtime/Shootout	4-2/12-4
Vs. Atlantic Division	13-11-0
Vs. Northeast Division	11-5-4
Vs. Southeast Division	14-6-0
Vs. Central Division	4-0-1
Vs. Northwest Division	2-4-0
Vs. Pacific Division	4-2-1
With More Shots	24-14-4
With Fewer Shots	18-13-2
With Shots Even	6-1-0
One-Goal Differential	24-7-6
Two-Goal Differential	13-10
Scoring Four or More	24-0-0
Allowing Two or Fewer	36-4-1
Avg. Height/Weight/Age	6-1/205.4/30.2

By Period	1	2	3	OT/SO	Total	Avg.	By Period	1	2	3	OT	Total	Avg.
Goals For	55	87	70	4/12	228	2.78	Shots For	768	772	659	54	2253	27.5
Goals Vs.	55	60	88	2/4	209	2.55	Shots Vs.	689	738	735	37	2199	26.8

2011-12 NJD SEASON IN REVIEW

New Jersey Devils 2011-12 Milestones

Steve Bernier

400th GAME (NHL) 3/1 @ Bos.
1st GAME (NJ) 1/31 vs. NYR
1st POINT (NJ) 2/4 @ Phi. (a)
1st GOAL (NJ) 2/11 vs. Fla. (vs. S. Clemmensen)
1st ASSIST (NJ) 2/4 @ Phi.

Eric Boulton

600th GAME (NHL) 4/5 @ Det.
1st GAME (NJ) 10/8 vs. Phi.

Martin Brodeur

650th WIN (NHL/NJ) 3/11 vs. Phi.

Ryan Carter

200th GAME (NHL) 11/19 @ TB
1st GAME (NJ) 10/27 @ Phx.
1st GOAL (NJ) 11/12 @ Wsh. (vs. M. Neuvirth)
1st ASSIST (NJ) 11/19 @ TB
1st POINT (NJ) 11/12 @ Wsh. (g vs. M. Neuvirth)

Patrik Elias

1,000th GAME (NHL/NJ) 1/6 vs. Fla.
FRANCHISE RECORD 348th GOAL 12/17 at Mtl. (vs. C. Price)
FRANCHISE RECORD 93rd PPG 11/2 vs. Tor. (vs. J. Gustavsson)
500th ASSIST (NHL/NJ) 12/28 vs. Buf. (a)

Mark Fayne

100th GAME (NHL/NJ) 1/11 @ Edm.

Stephen Gionta

1st POINT (NHL/NJ) 4/7 vs. Ott. (g vs. C. Anderson)
1st GOAL (NHL/NJ) 4/7 vs. Ott. (vs. C. Anderson)

Andy Greene

300th GAME (NHL/NJ) 10/29 @ Dal.
100th POINT (NHL/NJ) 3/17 vs. Pit. (g vs. M.A. Fleury)

Peter Harrold

1st GAME (NJ) 1/24 vs. Buf.
1st POINT (NJ) 4/5 @ Det.
1st ASSIST (NJ) 4/5 @ Det.

Adam Henrique

1st POINT (NHL/NJ) 10/27 @ Phx. (a)
1st GOAL (NHL/NJ) 11/3 @ Phi. (vs. S. Bobrovsky)
1st ASSIST (NHL/NJ) 10/27 @ Phx.

Cam Janssen

300th Game (NHL) 2/14 @ Buf.
100th Game (NJ) 10/27 @ Phx.

Ilya Kovalchuk

100th POINT (NJ) 11/26 vs. NYI (a)
400th GOAL (NHL) 3/20 @ Ott. (vs. B. Bishop)

Adam Larsson

1st GAME (NHL/NJ) 10/8 vs. Phi.
1st POINT (NHL/NJ) 11/2 vs. Tor. (a)
1st GOAL (NHL/NJ) 11/11 vs. Wsh. (vs. T. Vokoun)
1st ASSIST (NHL/NJ) 11/2 vs. Tor.

Brad Mills

1st ASSIST (NHL/NJ) 11/2 vs. Tor.

Zach Parise

500th GAME (NHL/NJ) 4/3 vs. NYI
400th POINT (NHL/NJ) 3/8 vs. NYI (a)
200th ASSIST (NHL/NJ) 1/10 @ Cgy.

Alexei Ponikarovsky

600th GAME (NHL) 1/15 @ Wsh.
300th POINT (NHL) 2/4 @ Phi. (g vs. S. Bobrovsky)
1st POINT (NJ) 1/21 vs. Phi. (g vs. I. Bryzgalov)
1st GOAL (NJ) 1/21 vs. Phi. (vs. I. Bryzgalov)
1st ASSIST (NJ) 2/2 vs. Mtl.

Henrik Tallinder

100th GAME (NJ) 11/19 @ TB
100th ASSIST (NHL) 10/15 @ Nsh.

Bryce Salvador

200th GAME (NJ) 12/31 vs. Pit.
100th POINT (NHL) 3/6 vs. NYR (a)

Petr Sykora

1,000th GAME (NHL) 3/4 @ NYI
500th GAME (NJ) 2/11 vs. Fla.
700th POINT (NHL) 1/14 @ Wpg. (a)

Mattias Tedenby

100th GAME (NHL/NJ) 1/14 @ Wpg.

Anton Volchenkov

500th GAME (NHL) 11/12 @ Wsh.
100th GAME (NJ) 2/4 @ Phi.
1st GOAL (NJ) 2/5 vs. Pit. (vs. M.A. Fleury)

Steven Zalewski

1st GAME (NJ) 1/6 vs. Fla.

Marek Zidlicky

1st GAME (NJ) 2/26 vs. TB
300th POINT (NHL) 3/8 vs. NYI (a)
1st POINT (NJ) 3/8 vs. NYI (a)
1st GOAL (NJ) 3/10 @ NYI (vs. A. Nilsson)
1st ASSIST (NJ) 3/8 vs. NYI

Dainius Zubrus

1,000th GAME (NHL) 11/16 @ Buf.
300th GAME (NJ) 10/22 @ Pit.
500th POINT (NHL) 11/8 vs. Car. (g vs. C. Ward)
200th GOAL (NHL) 1/2 @ Ott. (vs. C. Anderson)
100th ASSIST (NJ) 2/4 @ Phi.

2011-12 NJD SEASON IN REVIEW

2011-12 REGULAR SEASON NOTES

New Jersey Returns to Playoffs

The Devils qualified for the Stanley Cup Playoffs following a 5-0 win March 31 at Carolina. New Jersey clinched a playoff berth for the 14th time in the last 15 seasons and 20th time in the last 22. With a 1-0 shootout victory Mar. 15 vs. Colorado, the club was assured of a .500-plus winning percentage for the 20th time in 21 seasons. With a 4-1 win Mar. 11 vs. Philadelphia, New Jersey reached the 40-win mark for the 16th time in the last 18 full seasons. New Jersey reached the 100-point mark for the 13th time in its history with a 2-1 win at Detroit on April 5.

Devils Set Penalty-Killing Record

The Devils allowed a league-low & team record 27 power play goals, with an NHL modern era record 89.6 percentage (previously, Dallas, 89.3%, 1999-00). The team record for fewest power play goals allowed/best penalty-killing mark over a full NHL season was previously 28-235, 88.1 percent in 1996-97. The NHL modern era record for fewest power play goals allowed is 26 (Chicago, 1973-74).

Shorthanded story

The Devils scored a shorthanded goal in a franchise-record four consecutive games January 6-11. The franchise's previous record of three games was accomplished three times (including Colorado), last time March 24-28, 1992.

March 29 vs. Tampa Bay, the team scored its league-leading 15th shorthanded goal of the season, tying its most since 1991-92 and after scoring just five all last year. The franchise record for shorthanded goals in a single-season is 18, set in 1987-88. On February 2 vs. Montreal, New Jersey allowed its NHL-leading 13th shorthanded goal (franchise record, 19, '92-93).

Brodeur records NHL-record 14th 30-win season

With a 2-1 victory Apr. 5 at Detroit, G **Martin Brodeur** improved to 30-21-4, reaching the 30-win mark for an NHL-record 14th time surpassing P. Roy (Mtl. &Col.).

New Year's contributions

LW **Ilya Kovalchuk**, C **Patrik Elias** and LW **Zach Parise** are among the NHL's leading scorers since the start of 2012. Kovalchuk (25g-28a-53pts) is third, behind E. Malkin (66) and S. Stamkos (54) for the league scoring lead since Jan. 1. Elias (13-31-44) is tied for 10th and Parise (18-21-39) is tied for 20th.

Kovalchuk hat trick notes

LW **Ilya Kovalchuk** recorded his second hat trick of the season on March 8 vs. NY Islanders, becoming the first Devil to do so since **Patrik Elias** in 2001-02. Elias, John MacLean ('88-89) and Kirk Muller ('87-88) are the only Devils to record three hat tricks in a single season. It was also the 13th hat trick of Kovalchuk's career, tying Marian Gaborik for the third most among active players. Only Teemu Selanne (22) and Jaromir Jagr (14) have more.

Parise passes Driver; reaches 400pts

LW **Zach Parise** recorded an assist April 7 vs. Ottawa and now has 194g-216a-410pts in his seven-year NHL career. With two assists March 8 at NY Islanders, he reached 400 career points and passed Bruce Driver (83-316-399) for ninth place on the club's all-time scoring list. Aaron Broten (147-283-430) and Scott Stevens (93-337-430) are tied for seventh place.

Parise records fifth 30-goal season

On March 25 at Pittsburgh, LW **Zach Parise** recorded his 30th goal of the season to become just the second player in team history to record five 30-goal campaigns. John MacLean posted five 30-goal seasons over a seven-year span from 1988-89 to 1993-94. Parise reached the mark during five of the last six seasons, including a career-high 45 goals in 2008-09.

2011-12 NJD SEASON IN REVIEW

Henrique takes place among Devils' top rookies

With an assist April 7 vs. Ottawa, C **Adam Henrique** finished with 16g-35a-51pts, and passed Pat Verbeek (20-27-47, '83-84) for fourth place on the Devils' all-time rookie scoring list. He was just four points shy of Kirk Muller (17-37-54, '84-85) for third. Scott Gomez holds the team's all-time rookie scoring record with 19-51-70pts in 1999-00.

Ironman streak

When **Travis Zajac's** 401 consecutive games-played streak came to an end on opening night, **David Clarkson** became the Devils' new ironman, and had played in 181 straight through March 31 at Carolina. **Mark Fayne** is the Devils' current ironman, having now played in 113 straight games since February 3, 2011.

Kovalchuk named Second Star

LW **Ilya Kovalchuk** was named the NHL's Second Star of the Week for the period ending March 11. He joined Phi.'s Ilya Bryzgalov (no. 1) and StL.'s Jaroslav Halak (no. 3) as honorees.

Kovalchuk led all skaters with five goals and nine points as the Devils won four consecutive games. He had 1g-1a-2pts March 6 against the NY Rangers, recorded his 13th career hat trick March 8 vs. the NY Islanders, collected an assist on the game-winning goal March 10 at the NY Islanders and closed the week with 1g-2a-3pts March 11 vs. Philadelphia.

Kovy's game-deciding goals

On March 15 vs. Colorado, LW **Ilya Kovalchuk** recorded his seventh game-determining goal of 2011-12, establishing the NHL's single-season record (6, A. Aucoin, Phx., '09-10). He now has 11 career game-determining goals (NHL record, 13, E. Christensen, S. Crosby & P. Kessel). Viktor Kozlov held the previous New Jersey record by posting five game-determining goals during the 2005-06 season.

Sykora appears in 1,000th game

On March 4, RW Petr Sykora became the 275th player in NHL history to appear in 1,000 games. Sykora became the third Devil to reach the milestone this season, joining Dainius Zubrus (Nov. 16) and Patrik Elias (Jan. 6). Sykora was honored by the organization and the NHL prior to the game March 6 vs. NY Rangers.

Elias appears in 1,000th Game

On January 6 vs. Florida, center **Patrik Elias** became the third player (K. Daneyko, 1,283 & **M. Brodeur**, 1,156) to appear in 1,000 games in a Devils' sweater. He was the 271st player in NHL history to reach the 1,000-game milestone & the tenth to do so while playing for New Jersey (N. Broten, S. Stevens, D. Andreychuk, B. Carpenter, Daneyko, C. Lemieux, B. Rolston, Brodeur & **D. Zubrus**).

Prior to the Jan. 17 game vs. Winnipeg, Elias received his Milestone Award from NHL Senior Vice President of Hockey Operations **Jim Gregory**.

World Junior Championships

The 2012 IIHF World U-20 Junior Championships took place from December 26-January 5 in Calgary & Edmonton, Alta. Devils' prospects who participated were: D **Jon Merrill** (USA, 2nd rd./'10) & G **Scott Wedgewood** (Canada, 3/'10).

Merrill finished the tournament with 0g-4a and 6 PIM in 6 games, while Wedgewood went 2-0-0 with a .956 save %, 2.42 GAA & 1 ShO in 3 appearances. In the Gold Medal Game, Sweden defeated Russia, 1-0 in OT; while Canada defeated Finland, 4-0, for the Bronze Medal.

Henrique named Rookie of the Month for December

C **Adam Henrique**, who led all rookies in scoring with 5g-8a-13pts, while posting a +9 rating in 14 games, was named the NHL Rookie of the Month for December.

Rookie point-streak

C **Adam Henrique** was held scoreless Dec. 10 vs. Montreal, snapping his season-high seven-game point-scoring streak (2g-7a-9pts). The team's rookie record of eight was accomplished three times previously: **Travis Zajac** (March 15-30, '07), Scott Gomez (November 12-December 1, '99) and Kevin Todd (December 8-21, '92).

2011-12 NJD SEASON IN REVIEW

Brodeur saves and assists

G **Martin Brodeur** recorded his 40th career assist February 5 vs. Pittsburgh, his fourth point of the season. On November 16, he notched a PPA. He now has 8 career PPA; as well as 2 SHA & 30 at even strength. One of his even-strength assists came in OT, his lone point in the extra session. Brodeur has posted assists in back-to-back games once, February 26-28, '98.

Kinkaid named AHL Player of the Week

The AHL announced that Albany Devils G **Keith Kinkaid** was selected as the Reebok/AHL Player of the Week for the period ending December 25. In his lone appearance, Kinkaid made 36 saves as the Devils shut out the Senators, 3-0 December 21.

Parise's Penalty Shot

With just 49.4 seconds remaining in regulation of the December 10 contest vs. Mtl., **Zach Parise** was unsuccessful on his second career penalty-shot attempt (vs. C. Price). Parise extended a stretch in which each of the league's last nine potential game-tying attempts with less than one minute remaining in regulation have been unsuccessful over the last 18 seasons. The last one before Parise's was by Kings' D Jack Johnson against Stars' G Kari Lehtonen on January 17, 2011.

Larsson's point-scoring streak

With his second goal of the season November 26 vs. NY Islanders, **Adam Larsson** tied a team rookie defenseman record by recording a point (1g-4a-5pts) in his fifth straight game (S. Niedermayer, October 31-November 13, '92 & B. Driver, January 14-23, '85).

Zubrus hits 1,000

On November 16 at Buffalo, RW **Dainius Zubrus** became the 267th player to reach his NHL-milestone 1,000th career game. He became the ninth member of that group to reach the achievement while playing with the Devils, following Neal Broten, Scott Stevens, Dave Andrychuk, Bob Carpenter, Ken Daneyko, Claude Lemieux, Brian Rolston and **Martin Brodeur**.

On November 23, NHL Senior Vice President of Hockey Operations and Hall of Fame member Jim Gregory presented Zubrus with his NHL Milestone Award- a specially-designed 8 1/2" slant cut oval crystal from Tiffany. Also Devils' Chairman/Managing Partner Jeff Vanderbeek presented him with a 1,000 games-played jersey, as well as a commemorative painting. **Zach Parise** presented Zubrus with a watch on behalf of his teammates.

Henrique's game-winning goals

C **Adam Henrique** recorded the game-winning goal in two straight games, November 5-8, becoming the Devils' first rookie since November 8-10, 1997 (**Patrik Elias**) to record the game-winning goal in consecutive contests.

2011-12 NJD SEASON IN REVIEW

GAME SUMMARIES

Sat., Oct. 8; Philadelphia 3 at New Jersey 0

The Devils faced the Flyers to open the regular season and fell to 0-2-1 in their last three season-opening contests (last win, 2008-09; 2-1 vs. NYI).

New Jersey gave up one goal in the first period, and two more in the third for the final outcome. The club was held scoreless in the opener for the first time. The Flyers out shot the Devils, 29-20.

Adam Larsson made his NHL debut and at 18 years, 10 months and 26 days, becoming the seventh-youngest player in team history. Also, **Eric Boulton** made his Devils' debut, while Peter Sykora became the 21st player to be re-acquired and see action with NJ.

Martin Brodeur (26 saves) took the loss in goal. He started his 17th consecutive opener for New Jersey, extending his own NHL record.

Mon., Oct. 10; Carolina 2 at New Jersey 4

The Devils faced the Hurricanes in the first of four games between the two clubs, including the first of two on home ice over a 30-day span. The club picked up its first victory of the season, improving to 1-1-0 overall. New Jersey and Carolina each recorded 26 shots on goal.

The Devils and Hurricanes alternated the contest's first five goals through 6:06 of the third period. Captain **Zach Parise** scored the club's first goal of the season, while sealing the victory with an empty net/power play tally at 18:54 of the third. **Mark Fayne** (1) gave the team a 2-1 lead, while **Ilya Kovalchuk's** (GWG) tally early in the third marked the eventual game-winner. Kovalchuk added two assists, while **Nick Palmieri** also registered two assists for New Jersey. **Petr Sykora's** assist on Parise's first score was his first point with the club since Apr. 12, 2002.

New Devils' Head Coach **Peter DeBoer** picked up his first victory in his second game with the organization. **Johan Hedberg** (24 saves) picked up the win in goal, while **David Clarkson** appeared in his 300th career NHL game.

Thu., Oct. 13; Los Angeles 1 at New Jersey 2 (SO)

The Devils faced the Kings for the first time to close out their season-opening three-game homestand. The club's 2-1-0 record represents its best start since 2008-09 (also 2-1-0). New Jersey out shot Los Angeles 37-27 overall.

Trailing 1-0, **Patrik Elias'** first goal of the season at 13:03 of the first period marked the club's lone score, with **Petr Sykora** and **Zach Parise** picking up the assists. **Martin Brodeur** stopped 10 of 11 shots, but departed after the first period due to upper body soreness. **Johan Hedberg** (45:00) stopped all 16 shots he faced, and another two in the shootout for the victory. New Jersey was 2-2 in the shootout, with goals by **Ilya Kovalchuk** (GDG) and Parise.

Cam Janssen became the 22nd player to be re-acquired and see action for the Devils, while **Rod Pelley** also made his 2011-12 debut. New Jersey's penalty killers went 1-1, and have successfully killed off all 14 power play attempts to begin the season.

Sat., Oct. 15; New Jersey 3 at Nashville 2 (SO)

The Devils faced the Predators for the only time this season to open the road portion of their schedule. The contest marked the club's second in a stretch of three straight vs. the Western Conference (2-0-0), and third of four straight outside the Atlantic Division (3-0-0). New Jersey out shot Nashville 41-31 overall. The shot total was a season high.

Trailing 2-0 after two periods, goals by **Ilya Kovalchuk** (PP) and **David Clarkson** knotted the score. **Johan Hedberg** (29 saves + 2/2 SO) picked up the win in goal, stopping S. Kostitsyn's first-period penalty shot attempt. New Jersey was 2-2 in the shootout, with goals by Kovalchuk (GDG) and **Zach Parise**. Defenseman **Henrik Tallinder** notched his 100th career NHL assist. Goaltender **Keith Kinkaid** was recalled from Albany (AHL), but did not play.

This marked the first time the Devils earned a point when trailing by two-or-more goals in the third period since April 8, 2007 (3-2 SO loss vs. NYI). The club's last such victory took place Nov. 19, 2002 (4-3 OT win vs. Buf.). New Jersey's last win in regulation was March 10, 1995 (3-2 at TB).

Fri., Oct. 21; San Jose 4 at New Jersey 3 (SO)

The Devils faced the Sharks for the only time this season and went into the shootout for the third straight game (2-0-1). It marked the club's third straight contest vs. the Western Conf. (2-0-1), and last of four straight outside the Atlantic Division (3-0-1). San Jose out shot New Jersey, 41-19, the most shots allowed by the Devils this season.

New Jersey jumped out to a 2-0 lead on goals by **Patrik Elias** (PP) in the first period and **Zach Parise** (PS/SH) early in the second. Elias tied John MacLean for the most PPG in Devils' history (92). For Parise, it was his first career penalty shot. San Jose would tie the score with two goals over a 1:03 stretch late in the second. In the third, **David Clarkson** scored with 6:42 remaining to go ahead, but San Jose tied the score with the goalie pulled and 33 seconds remaining.

Elias extended his point-scoring streak to four games (2g-2a). Clarkson added an assist for a multi-point game while he and **Ilya Kovalchuk** (1a) extended their respective point-scoring streaks to two apiece.

Johan Hedberg's (38 saves + 0/2 SO) three-game winning streak in goal was snapped.

The game marked the 1,000th career contest for Sharks C Joe Thornton and the return to New Jersey of former Devil, Colin White.

Sat., Oct. 22; New Jersey 1 at Pittsburgh 4

The Devils traveled to CONSOL Energy Center for the first time this season, marking only their second Atlantic Division contest of 2011-12. The decision gave the club an 0-1-0 mark in second games when playing on consecutive dates. Pittsburgh out shot New Jersey 29-24 overall.

Trailing 1-0 after two periods, **Patrik Elias** (SH) put the Devils on the board early in the third, while **Ilya Kovalchuk** and **Anton Volchenkov** picked up the assists. Elias' 12th career shorthanded goal moved him into sole possession of second place (J. Madden, 17) on the club's all-time list. He also extended his point-scoring streak to five games (3g-2a-5pts). Kovalchuk continues to lead the team in scoring with 2g-4a-6pts. Volchenkov's assist was his first point of the season. **Adam Henrique** was recalled from Albany (AHL) earlier in the day and returned to New Jersey's lineup. **Johan Hedberg** (25 saves) took the loss in goal.

Tue., Oct. 25; New Jersey 3 at Los Angeles 0

The Devils closed out their season's series vs. the Kings 2-0-0, while improving to 1-1-0 on their current road trip. With the victory, the club also improved to 4-1-1 in its last six contests. Los

2011-12 NJD SEASON IN REVIEW

GAME SUMMARIES

Angeles out shot New Jersey 31-23 overall, extending a stretch in which the team was out shot for three straight matches.

Johan Hedberg made his fourth straight start in goal, and sixth appearance of the season, while stopping all 31 shots he faced for his first shutout of the season/fourth with the Devils/18th of his career. The club scored all three goals, **Dainius Zubrus** (2/GW) and **Patrik Elias**, during a 5:14 span in the second. Zubrus' points were his first of the season, while Elias, who added an assist, extended his goal-scoring streak to three games (3g) & point-scoring streak to six games (4g-3a-7pts). Elias' three game goal streak is his longest since Jan. 21-29, 2009 (3g). **Andy Greene** posted two assists for his first multiple-point game of the season, and **Petr Sykora** also had two assists for his first multiple-point effort with New Jersey since Apr. 12, 2002 (1g-1a-2pts vs. Mtl.).

Thu., Oct. 27; New Jersey 3 at Phoenix 5

The Devils faced the Coyotes in Glendale for the first time since Jan. 14, 2010. The decision gave the club a 1-1-0 mark on the West Coast, and 1-2-0 on their current road trip. New Jersey was out shot for the fourth straight game, allowing a season-high 42.

Zach Parise, **Mark Fayne** and **Nick Palmieri** scored for the Devils. Parise's four goals are tied for the team lead (**P. Elias**), while Fayne's two goals are tops among the team's defensemen. Palmieri's tally was his first of the season. **Adam Henrique** assisted on Palmieri's score for his first career point. **Ryan Carter** made his New Jersey debut after being claimed off waivers from Florida. **Johan Hedberg** (37 saves) made his fifth consecutive start in goal.

Sat., Oct. 29; New Jersey 1 at Dallas 3

The Devils faced the Stars for the first of two meetings this season, while closing out their four-game road trip 1-3-0. New Jersey out shot Dallas 32-23 overall.

Trailing 1-0 after the first period, **Petr Sykora** notched the Devils' lone goal, while **Patrik Elias** recorded the lone assist. The goal was Sykora's first with the club since Apr. 12, 2002 vs. Montreal. **Johan Hedberg** (20 saves + ENG) made his sixth consecutive start in goal.

Wed., Nov. 2; Toronto 5 at New Jersey 3

The Devils faced the Maple Leafs for the first of four meetings this season, and the first of 10 straight contests against the Eastern Conference. Toronto out shot New Jersey 23-22 overall. The teams scored all eight goals in the first two periods.

New Jersey fought back to tie the game three separate times -- from deficits of 1-0, 2-1, and 3-2 -- but were unable to come back after that. **Dainius Zubrus** (3/PP), **Patrik Elias** (5/PP), and **David Clarkson** (3) all scored for the Devils. On Elias' tally, **Adam Larsson** notched his first career NHL point with an assist, while **Brad Mills'** assist on Clarkson's goal was his first career NHL assist.

Elias' power play goal was the 93rd of his career, surpassing John MacLean (92) for most in Devils' history. The two power play goals were the most for the club in a game this season, while extending its stretch of 21-21 on the penalty kill at home to open the season.

Martin Brodeur (18 saves) returned in goal after missing six games due to a bruised right shoulder.

Thu., Nov. 3; New Jersey 4 at Philadelphia 3 (SO)

The Devils faced the Flyers for the second time this season (1-1-0), and the first time at Wells Fargo Center. With the victory, the

club improved to 3-1 in shootouts this season after appearing in only seven in 2010-11. The team came back from a 2-0 deficit for the second time this season (Oct. 15 at Nsh.). New Jersey out shot Philadelphia 39-23 overall.

Zach Parise (5), **Adam Henrique** (1) and **David Clarkson** scored for the Devils. Parise's five goals tie him with **Patrik Elias** for the team lead, Henrique's goal was the first of his NHL career, while Clarkson scored for the second time in as many nights. Henrique added an assist for his first multiple-point game, while **Ilya Kovalchuk** also posted two helpers. Elias recorded the game-determining goal, while **Johan Hedberg** (20 saves + 2/3 SO) picked up the win in goal. New Jersey's victory was its first this season in back-to-back situations.

Sat., Nov. 5; Winnipeg 2 at New Jersey 3 (OT)

The Devils faced the Jets for the first of four meetings this season, and the first of two at Prudential Center. The decision gave the club back-to-back wins for the first time since a three-game streak Oct. 10-15. New Jersey out shot Winnipeg 28-23 overall.

Second-period goals by **Patrik Elias** (6) and **Adam Henrique** (2) gave the Devils a 2-0 lead. Elias' six goals gave him the team lead, while **Zach Parise** notched assists on both goals. The club allowed two goals over a 10:32 span of the third before Henrique's first career overtime tally gave New Jersey the 3-2 victory. **Martin Brodeur** (21 saves) picked up his first victory of the season.

Tue., Nov. 8; Carolina 2 at New Jersey 3

The Devils closed out the home portion of their season's series vs. the Hurricanes. The decision extended the club's winning streak to a season-high tying three games (Oct. 10-15). In stopping two attempts while shorthanded, the team extended a stretch in which it has not allowed a power play goal for its first seven home games of the season (26-26). New Jersey out shot Carolina 36-27 overall.

Dainius Zubrus (4), **Petr Sykora** (2) and **Adam Henrique** (4/GW) scored for the Devils. Zubrus' goal marked his 500th career point and tied the score 1-1. Sykora gave the club a 2-1 third-period lead, while Henrique gave the team the victory with just 3:19 remaining in regulation. Henrique became the team's first rookie since Nov. 8-10, 1997 (**Patrik Elias**) to record the game-winning goal in consecutive contests. Zubrus added an assist for his second multiple-point game of the season, while Elias notched two assists.

Martin Brodeur (25 saves) picked up the win in goal to improve to 2-2-0.

Fri., Nov. 11; Washington 3 at New Jersey 1

The Devils closed out a three-game homestand (2-1-0) with the first of a home-and-home set with Capitals. The decision halted the club's winning streak at a season-high tying three games. Despite the defeat, New Jersey extended a stretch in which it has not allowed a power play goal for its first eight home games of the season (30-30). New Jersey out shot Washington, 33-20, overall.

Adam Larsson gave the Devils a 1-0 lead in the first period on assists from **Dainius Zubrus** and **Patrik Elias**. For Larsson, it was his first career NHL goal, while Elias (team season-high tying 6 games, 2g-5a-7pts) and Zubrus (3 games, 1g-3a-4pts) each extended their respective point-scoring stretches. Washington tied the score late in the second period and added two goals in the third for the margin of victory. New Jersey gave up its second shorthanded goal in as many games, and the third of the season. **Vladimir Zharkov** made his season debut after being called up from Albany (AHL) earlier that morning.

Martin Brodeur (17 saves) took the loss in goal to fall to 2-3-0.

2011-12 NJD SEASON IN REVIEW

GAME SUMMARIES

Sat., Nov. 12; New Jersey 3 at Washington 2 (SO)

The Devils closed out their home-and-home set with the Capitals 1-1-0, as well as their third of 15 sets of back-to-back games. The decision gave the club a 2-0-0 mark in its last two road games and 4-1-0 mark in its last five overall. The team improved 4-1 in shootouts after playing in just seven all of last season. New Jersey out shot Washington 19-17 overall.

With the Devils trailing 2-0 after the first period, goals by **Petr Sykora** (3) and **Ryan Carter** (1) in the second knotted the score. Carter's tally was his first since being acquired and first of the season. After a scoreless third and overtime, **David Clarkson's** second career game-determining goal gave New Jersey the victory. With an assist, **Patrik Elias** extended his point-scoring stretch to seven games (2g-6a-8pts).

Johan Hedberg (15 saves + 2/3 SO) improved to 6-3-1 in goal.

Tue., Nov. 15; New Jersey 3 at Boston 4

The Devils faced the Bruins for the first time this season, while opening their fourth of 15 sets of back-to-back games. The decision snapped the club's two-game road winning streak and gave the team a 4-2-0 mark in their last six overall. Boston out shot New Jersey 37-30 overall.

David Clarkson's (5/PP) second-period score gave the Devils a 1-0 lead. The Bruins tied the game just 4:06 later. Clarkson's tally snapped a stretch in which the club was scoreless in its previous 22 power play attempts. The two teams alternated scores in a five-goal third period, with **Nick Palmieri** scoring twice for New Jersey. With an assist on Clarkson's tally, **Dainius Zubrus** extended his assist (5a) and point streaks (1g-5a-6pts) to five games respectively. When the Bruins scored just 6 seconds into the third period (B. Marchand), it marked the fastest goal against to start a period in franchise history (previously held, A. Iafate, Tor. 0:07 in 3rd period of 6-3 NJ win @ Tor., Mar. 22, 1986).

Johan Hedberg (33 saves) made his second straight start in goal and he has started each of the club's road games this season (4-4-0).

Wed., Nov. 16; New Jersey 5 at Buffalo 3

The Devils snapped a two game (0-1-1) losing streak and improved to 3-1 in second games of back-to-back set. Buffalo out shot New Jersey, 32-21.

Zach Parise (SH), **Ilya Kovalchuk**, **Mark Fayne**, **Patrik Elias** (GW) & **David Clarkson** each scored for the Devils. Adam Henrique picked up two assists, while Elias added one of his own for multiple-point games. Martin Brodeur (29 saves) made his first road start of the season and earned the win in goal.

Dainius Zubrus appeared in his 1,000th NHL game.

Sat., Nov. 19; New Jersey 4 at Tampa Bay 2

The Devils faced the Lightning for the first time this season, while improving to 3-1-0 on their current season-high five-game roadtrip. With the victory, the club also improved to 5-1-0 vs. the Southeast Division. The team went 2-8 with the man advantage, scoring two power play goals for the first time in eight contests. The Devils also held the Lightning scoreless in six times short. New Jersey out shot Tampa Bay 24-23 overall.

The Devils took a 3-0 second period lead on goals by **Dainius Zubrus** (5), **Patrik Elias** (8/PP) and **David Clarkson** (7/PP). The club allowed two goals in the third before **Ryan Carter** (2), playing in his 200th career NHL game, sealed the victory. Clarkson added

an assist, while extending his goal-scoring streak to a career-high (tie) three games. Carter also added an assist for his first multiple-point effort for New Jersey. **Martin Brodeur** (21 saves) picked up the win in goal.

Mon., Nov. 21; New Jersey 3 at Florida 4

The Devils faced the Panthers for the first time this season, while completing their season-high five-game roadtrip at 3-2-0. New Jersey led 3-0 after the first period and 3-2 after two. The decision gave the club its first loss of the season when leading entering the third (4-1-0). Florida out shot New Jersey 26-12 over the final two periods and 36-25 overall.

The Devils took their 3-0 lead on goals by **Ilya Kovalchuk** (4), **Petr Sykora** (4) and **Dainius Zubrus** (6). Zubrus' goal was his second in as many games and gave him 3g-5a-8pts in his last eight. **Andy Greene** posted two assists for his second multiple-point game of the season, while **Henrik Tallinder** appeared in his 100th game with New Jersey. **Martin Brodeur** (32 saves) took the loss in goal.

Wed., Nov. 23; Columbus 1 at New Jersey 2 (SO)

The Devils faced the Blue Jackets for their only meeting of the season, while improving to 4-2-1 vs. the Western Conference. The decision also gave the club a 7-3-0 mark in its last ten contests. The team went to the shootout for the sixth time, after appearing in just seven shootouts all of last season. Columbus out shot New Jersey 36-24, including 17-3 in the third period.

After a scoreless first period, **Dainius Zubrus** (7) scored the Devils' lone goal, while **Adam Larsson** and **Patrik Elias** picked up the assists. Zubrus extended his goal streak to three games (3g), Larsson extended his assist stretch to a season/career-high three (3a), while Elias extended his point-scoring streak to four (2g-3a-5pts). **Ilya Kovalchuk** notched his third game-determining goal of the season, while improving to 4-4 in the shootout overall. **Tim Sestito** was recalled from Albany (AHL) earlier that day and made his NHL season debut. **Martin Brodeur** (35 saves) picked up the win in goal for New Jersey.

The game extended a stretch in which the Devils have not allowed a power play goal through nine home games (36-36) this season. Prior to the game, Zubrus was honored by the league and the organization for appearing in his NHL milestone 1,000th career game one week earlier.

Fri., Nov. 25; New Jersey 1 at NY Islanders 0

The Devils opened up a matinee home-and-home set with the Islanders with their second win in a row. The triumph gave the club its third win in the last four road games and an 8-3-0 mark in its last 11 contests overall. Each team registered 23 shots on goal.

After a scoreless first period, **Petr Sykora** (5/GW) scored on the power play at 14:13 of the second on assists from **Adam Larsson** and **Adam Henrique**. Larsson extended his assist stretch to a season/career-high four (4a), while Sykora notched his 150th career goal with New Jersey.

In the third period, **Johan Hedberg** preserved the shutout by stopping a Michael Grabner short-handed penalty shot attempt. It was the ninth career penalty shot Hedberg has faced (seven saves) and third this season (two saves), which is the most he has faced in any one campaign. It was his second shutout of the season (23 saves) and the 19th in his career.

2011-12 NJD SEASON IN REVIEW

GAME SUMMARIES

Sat., Nov. 26; NY Islanders 3 at New Jersey 2

The Devils closed out their matinee home-and-home set with the Islanders (1-1-0), while closing out their fifth of 15 sets of back-to-back games. The decision snapped the club's two-game winning streak and gave the team a 1-3-1 mark in first games and 3-2-0 record in second games when playing on consecutive dates. New Jersey and New York each registered 26 shots on goal.

With the Devils trailing 1-0, **Adam Larsson's** (2) second-period goal knotted the score. **Adam Henrique's** (5) third-period goal tied the game at 2-2. Trailing 3-2, **Zach Parise's** apparent goal at 19:59 of the third was overturned by video replay. Larsson tied a team rookie defenseman record by recording a point (1g-4a-5pts) in his fifth straight game (S. Niedermayer, Oct. 31-Nov. 13, 1992 & B. Driver, Jan. 14-23, 1985). **Ilya Kovalchuk** added two assists for his third multiple-point game of the season, while reaching the 100-point mark with new Jersey. **Martin Brodeur** (23 saves) was in goal.

Devils' penalty killers did not allow any goals in two times short, and have yet to allow a power play goal on home ice this season (38-38). The club tied a franchise record by not allowing a power play tally through ten consecutive home games (twice previously, last time Dec. 28-Feb. 4, 2003). New Jersey did, however, allow a league-high fifth shorthanded goal.

Wed., Nov. 30; New Jersey 1 at Colorado 6

The Devils opened a four-game road trip, while closing out the month with an 8-6-0 mark. The decision also gave the club consecutive losses for the first time since a three-game stretch October 27-November 2. Through 23 games, the current trip is the team's third of four-or-more games and second of three trips out West. Colorado out shot New Jersey 25-19 overall.

Trailing 3-0 after the first period, **Ilya Kovalchuk's** (5) second-period score marked the Devils' lone goal, while **Adam Henrique** and **Zach Parise** picked up the assists. **Eric Boulton** returned to the team's lineup after missing the previous 14 games due to injury. **Martin Brodeur** (19 saves) was in goal for New Jersey.

Fri., Dec. 2; New Jersey 2 at Minnesota 4

The Devils continued their four-game road trip (0-2-0) with their lone meeting with the Wild this season. The decision gave the club three straight losses for the second time this season (also Oct. 27-Nov. 2). The contest also opened the team's sixth of 15 sets of back-to-back games. Despite the loss, New Jersey out shot Minnesota 31-16, including 9-6 in the first period, 12-6 in the second and 10-4 in the third.

The Devils took a 1-0 lead on **Zach Parise's** seventh goal just 2:54 into the contest. Trailing 3-1 in the first period, **Ilya Kovalchuk's** (6) goal at 13:59 closed-out a five-goal first period. Parise added an assist for his third multiple-point game of the season, while Kovalchuk extended his point-scoring streak to three games. **Adam Henrique** recorded an assist to extend his assist/point streak to four games (1g-4a-5pts). **Andy Greene** returned to New Jersey's lineup after missing the previous match due to injury. In goal, **Martin Brodeur** (L, 8:17, 4 shots/1 saves) was replaced by **Johan Hedberg** (49:25, 12 shots/11 saves).

Sat., Dec. 3; New Jersey 2 at Winnipeg 4

The Devils continued their four-game road trip (0-3-0) with their first game in Manitoba since Dec. 29, 1995 (5-3 loss). The decision evened the season's series at one win apiece, while extending the club's losing streak to a season-high four games. Despite the loss, New Jersey out shot Winnipeg 25-20 overall.

Trailing 1-0, the Devils took a 2-1 lead on goals by **Adam Henrique** (6) in the first period and **Patrik Elias** (9/PP) in the second. Henrique extended his point-scoring streak to a season-high five games (2g-4a-6pts). In fact, he has recorded points in 13 of his last 18 appearances (6g-11a-17pts). Elias continues to lead the team in scoring with 9g-12a-21pts overall and is three goals from tying **John MacLean** for the most in team history. **Ilya Kovalchuk** (2g-3a-5pts) and **Zach Parise** (1g-4a-5pts) recorded one assist each to extend their respective scoring streaks to four games. **Johan Hedberg** (16 saves) was in goal for New Jersey. Brandon, Man-born **Bryce Salvador** played his first-ever NHL game in his home province.

Tue., Dec. 6; New Jersey 3 at Toronto 2 (OT)

The Devils completed their four-game road trip (1-3-0), while snapping a season-high four-game losing streak. The decision gave the club an NHL-leading 15 points combined in overtime/shootouts (7-0-1). The team went 2-4 with the man advantage, scoring more than one power play goal for just the third time this season. Toronto out shot New Jersey 31-26 overall.

Power play goals by **Ilya Kovalchuk** (7) and **David Clarkson** (8) gave the Devils a 2-0 lead midway through the first period. Toronto-born Clarkson scored his first career overtime goal just 2:40 into the extra session for the victory. Kovalchuk (3g-3a-6pts) and **Zach Parise** (1g-5a-6pts) each extended their respective point-scoring streaks to five games, while Clarkson tied **Patrik Elias** for the team goal-scoring lead with nine. **Adam Henrique** extended his point-scoring streak to a season-high six games (2g-5a-7pts). **Martin Brodeur** (29 saves) picked up the win in goal for New Jersey.

Thu., Dec. 8; Ottawa 4 at New Jersey 5 (SO)

The Devils opened a two-game homestand with their first meeting of the season vs. the Senators. It was New Jersey's seventh shootout of the season (6-1), equaling its total from all of last season. The club came back from a 3-0 deficit for the first time since Dec. 5, 2007 (4-3 OT win vs. Bos.). New Jersey out shot Ottawa 31-29 overall.

Goals by **Zach Parise** (8/SH), **Dainius Zubrus** (8/SH) and **Mattias Tedenby** (1) knotted the score at 3-3. **Ilya Kovalchuk** (8) gave the Devils a 4-3 lead, until the Sens tied the game with just five seconds remaining in regulation. The club scored two shorthanded goals for the first time since Feb. 6, 2009 (5-1 W at Atl., J. Madden and B. Gionta). Parise (2g-6a-8pts) and Kovalchuk (4g-3a-7pts) each extended their respective point-scoring streaks to six games. Parise (1g-1a) and **Adam Henrique** (2a) posted multiple-point games. Henrique extended his point-scoring streak to a team season-high (tie) seven games (2g-7a-9pts). **Martin Brodeur** (20:00, 9 shots/7 saves) and **Johan Hedberg** (W, 44:45, 20 shots/18 saves + 2/4 SO) were in goal for New Jersey.

Sat., Dec. 10; Montreal 2 at New Jersey 1

The Devils faced the Canadiens for the first time, including the first of two meetings over an eight-day stretch (Dec. 17 at Molson Centre). The decision snapped the club's two-game winning streak. New Jersey out shot Montreal 29-24 overall.

Trailing 2-0 after two periods, **Nick Palmieri** (4) put the Devils on the board, while **Mattias Tedenby** and **Petr Sykora** recorded assists. With just 49.4 seconds remaining in regulation, **Zach Parise** was unsuccessful on his second career penalty-shot attempt (vs. C. Price). Parise extended a stretch in which each of the

2011-12 NJD SEASON IN REVIEW

GAME SUMMARIES

league's last nine potential game-tying attempts with less than one minute remaining in regulation have been unsuccessful. Defensemen **Matt Taormina** and **Alexander Urbom** both made their 2011-12 NHL debuts after being called up from Albany (AHL) the previous day. **Martin Brodeur** (22 saves) tied former defenseman **Ken Daneyko's** team record of playing in 1,148 games under New Jersey President/CEO/General Manager **Lou Lamoriello**.

Mon., Dec. 12; New Jersey 5 at Tampa Bay 4

The Devils faced the Lightning for the second time, improving to 2-0-0 in the season's series. The contest opened the club's seventh of 15 sets of back-to-back games (now 2-4-1 in 1st games). Tampa Bay out shot New Jersey 36-22 overall, including 17-6 in the second period.

The Devils took a 2-0 lead on first-period goals by **Petr Sykora** (6) and **Dainius Zubrus** (9/PP). With the score tied 2-2, the club jumped ahead, 5-2, on second-period scores by **Zach Parise** (9), **Ilya Kovalchuk** (9) and **Adam Henrique** (7/SH). Parise and Henrique added two assists each. Henrique's shorthanded tally was New Jersey's sixth of the season. **Matt Taormina** recorded his first NHL assist/point of 2011-12. **Johan Hedberg** (32 saves) picked up the win in goal.

Tue., Dec. 13; New Jersey 3 at Florida 2 (SO)

The Devils faced the Panthers for the second time, improving to 1-1-0 in the season's series. The contest gave the club two straight victories, as well as wins on consecutive dates for the first time this season. New Jersey out shot Florida 34-26 overall, despite being held shotless in the overtime session.

With the Devils trailing 2-0, **Patrik Elias'** (10) second-period goal and **Zach Parise's** (10) third-period score knotted the game. **Ilya Kovalchuk** assisted on both goals for his fourth multiple-point game, while picking up his fourth game-determining tally of the season. **Kurtis Foster** made his New Jersey debut.

Martin Brodeur (24 saves + 2/2 SO) picked up the win in his 1,149th career contest. His games-played total is the most in team history under New Jersey President/CEO/General Manager **Lou Lamoriello** (K. Daneyko, 1,148).

Fri., Dec. 16; Dallas 3 at New Jersey 6

The Devils faced the Stars for the second/final time this season, completing the series 1-1-0. The contest gave the club three straight victories, and marked the club's highest goal total of the season (most since, Jan 9, 2011, 6-3 win vs. TB). Dallas out shot New Jersey 36-31 overall.

Trailing 1-0 in the first period, **David Clarkson** (10) knotted the game. Down 2-1 after a Dallas goal early in the second, New Jersey roared back with three straight tallies in the period: **Adam Henrique** (8/SH), **Ilya Kovalchuk** (10), & **Petr Sykora** (7/GW). **Zach Parise** (11) and **Patrik Elias** (11) each connected in the third to close out the scoring. Parise added three assists for a team-season high four-point game. **Adam Larsson** earned two helpers, while Sykora, Kovalchuk and Elias had one each to also register multi-point contests. C **Travis Zajac** returned to the lineup after missing 30 games due to injury. **Johan Hedberg** (33 saves) picked up the win.

The Devils honored former defenseman **Scott Niedermeyer** by retiring his #27 sweater in a pre-game ceremony.

Sat., Dec. 17; New Jersey 5 at Montreal 3

The Devils faced the Canadiens for the second time over an eight-game stretch to even the series 1-1-0. The decision extended the club's winning streak to a season-high four games, as well as four straight road outings. New Jersey out shot Montreal 35-26 overall.

Patrik Elias scored twice, once on the power play and the game winner, to equal/surpass **John MacLean's** (347) franchise goal-scoring mark. **Petr Sykora** and **Dainius Zubrus** posted 1g-1a-2pts each, while **Kurtis Foster** and **Ilya Kovalchuk** each recorded two assists. **David Clarkson** (11) also scored for New Jersey.

Martin Brodeur (23 saves) picked up his second straight win in goal. The decision extended New Jersey's win streak in Montreal to an NHL-record seven straight games.

Tue., Dec. 20; NY Rangers 4 at New Jersey 1

The Devils faced the Rangers for the first of six times this season to open a two-game homestand. The loss snapped the club's season-high four-game winning streak. Despite the loss the team is 6-2-0 in its last eight contests. New Jersey out shot New York 31-21.

Travis Zajac's first goal of the season in his third appearance gave the Devils a 1-0 lead. **Dainius Zubrus** and **Petr Sykora** picked up the assists, to extend each of their point-scoring streaks to three games. **Martin Brodeur** (17 saves + ENG) was in goal for New Jersey.

Fri., Dec. 23; Washington 3 at New Jersey 4 (SO)

The Devils faced the Capitals for the third time, while improving to 2-1-0 in the season's series. The decision gave the club a 7-2-0 mark in its last nine decisions, including one overtime and three shootout victories. The team has recorded a league-leading 21 points in overtime/shootouts. New Jersey out shot Washington 28-25 overall.

The Devils took a 3-0 lead on second-period goals by **Ilya Kovalchuk** (PP/11), **Alexander Urbom** (1) and **Adam Henrique** (9). Kovalchuk added an assist for his seventh multiple-point game of the season. Urbom's goal marked his first point of the season. The squad allowed three goals over a 14:34 span of the third period. After a scoreless overtime, Kovalchuk netted his NHL-leading fifth game-determining goal of the season. **Martin Brodeur** (22 saves + 1/1 SO) was in goal for New Jersey.

Mon., Dec. 26; New Jersey 2 at Carolina 4

The Devils returned from the Christmas break and faced the Hurricanes for the third time this season (2-1-0). The decision snapped the club's season-high four-game road winning streak. Carolina out shot New Jersey 33-25 overall.

Trailing 3-0 after two periods, goals by **David Clarkson** (12) and **Adam Henrique** (10) over a 5:02 span in the third pulled the Devils to within one. **Anton Volchenkov** assisted on both goals for his first multiple-point game with the club. **Johan Hedberg** (30 saves + ENG) was in goal for New Jersey.

Wed., Dec. 28; Buffalo 1 at New Jersey 3

The Devils faced the Sabres for the second time, improving to 2-0-0 in the season's series. The victory extended a stretch in which the club has alternated wins/losses over its past five decisions (3-2-0), while giving the team consecutive home wins for the first time since Nov. 5-8. New Jersey/Buffalo each recorded 23 shots on goal.

The Devils took a 3-0 lead on goals by **Petr Sykora** (2) and **Zach Parise**. Sykora's two-goal game was his first since Jan. 28,

2011-12 NJD SEASON IN REVIEW

GAME SUMMARIES

2009, and first with the club since Apr. 7, 2002. **Patrik Elias** picked up two assists to reach the 500 mark in his NHL career. **Martin Brodeur's** (22 saves) shutout bid was snapped at 7:41 of the second period.

Sat., Dec. 31; Pittsburgh 1 at New Jersey 3

The Devils faced the Penguins for the second time and evened the season's series at 1-1. The victory gave New Jersey three straight on home ice for the first time since Feb. 8-Mar. 4, 2011 (six games).

New Jersey ended the 2011 calendar year at 49-29-4=102pts, and its 49 wins during that span was tops in the Atlantic Division, second in the Eastern Conference and third in the entire NHL. Among Eastern Conference teams, only Boston (50) had more wins.

Ilya Kovalchuk scored his second career penalty shot goal (third attempt) to give the Devils a 1-0 lead at 14:43 of the first. It was Kovalchuk's first penalty shot since March 10, 2010, also against Penguins goaltender Marc-Andre Fleury (save). With just 24 seconds remaining in the opening period, **David Clarkson** (PP) tied **Patrik Elias** for the team lead with his 13th goal of the season.

Zach Parise later scored his 13th, an empty-netter, at 19:10 of the third. Kovalchuk and Elias each had two assists.

Martin Brodeur (29 saves), whose shutout bid was snapped at 9:25 of the third period, has won each of his last three starts in goal.

Mon., Jan. 2; New Jersey 2 at Ottawa 3 (OT)

The Devils faced the Senators for the second time this season (1-0-1), while opening their 2012 calendar year schedule. The decision snapped the club's two-game winning streak, while extending its stretch of games with points to three (2-0-1=5pts). Overall, the team is 9-3-1=19pts in its last 13 contests. Ottawa out shot New Jersey 32-29.

Goals by **Dainius Zubrus** (11) and **David Clarkson** (14) gave the Devils a 2-0 led after two. Zubrus' tally was the 200th of his career, while Clarkson's goal was his second in as many games and gave him the team lead. New Jersey allowed two third-period goals, including a league-leading 12th shorthanded tally, before allowing a power play goal at 4:00 of overtime. **Martin Brodeur** (29 saves) was in goal.

Wed., Jan. 4; Boston 6 at New Jersey 1

The Devils faced the Bruins for the second time this season (0-2-0), while opening the home portion of their 2012 calendar year schedule. The decision snapped the club's stretch of games with points at three (2-0-1=5pts). The team's five-goal margin of defeat/six goals allowed matched a season high (Nov. 30 at Col.). Despite the loss, New Jersey out shot Boston 31-27.

New Jersey held a 1-0 lead before allowing six unanswered goals. **David Clarkson's** (PP) third goal in as many games was his team-leading 15th score of the season, while **Zach Parise** picked up the lone assist. He also set a career high and tied **Patrik Elias** for most power play goals on the club with five. **Martin Brodeur** (21 saves) made his fourth straight start in goal.

Fri., Jan. 6; Florida 2 at New Jersey 5

The Devils faced the Panthers for the third time in 2011-12 and took a 2-1 lead in the season's series. The win snapped New Jersey's two-game losing streak and was its first of 2012. Overall, the team is now 10-4-1=21pts in its last 15 contests. New Jersey out shot Florida 29-24.

Adam Henrique opened the scoring at 3:53 of the first period, his 11th of the year. With the game tied at 1-1, **Patrik Elias**, who

was appearing in his 1,000th NHL game, registered his 14th of the season just 0:36 into the second period. Florida tied the game once again 2:10 later, and it remained deadlocked until 11:40 of the third when **Ilya Kovalchuk** netted the game-winner. Kovalchuk added a shorthanded, empty-net tally with 1:00 remaining in regulation and **Zach Parise** also potted an empty-netter to round out the scoring. Elias recorded two assists, while Parise and Henrique each picked up 1a for multi-point games.

Johan Hedberg (22 saves) picked up the win in goal.

Sat., Jan. 7; New Jersey 3 at Pittsburgh 1

The Devils faced the Penguins for the third time in 2011-12 and took a 2-1 lead in the season's series, despite being out shot 42-27. Along with Friday's 5-2 win vs. Florida, New Jersey has now swept three consecutive sets of back-to-back games.

New Jersey trailed 1-0 midway through the second when **Adam Henrique** scored his third shorthanded goal of the year (12th overall) to even things up. It was the Devils' league-leading ninth shorthanded goal of the season. **Ilya Kovalchuk** netted the go-ahead goal 2:44 later, his second GWG in as many nights. **Dainius Zubrus'** power play goal at 1:28 of the third completed the scoring. **Zach Parise** picked up a pair of assists, while Henrique and Kovalchuk had one each for multiple-point games.

Martin Brodeur made a season-high 41 saves, his most since his career-high 51 in a 1-0 shootout win at the New York Rangers on Jan. 12, 2010.

Tue., Jan. 10; New Jersey 3 at Calgary 6

The Devils faced the Flames for the first and only time of 2011-12 and fell to 1-1-0 on their four-game road trip. New Jersey dropped to 4-5-1 in first games of back-to-back sets after having swept its previous three. The Devils out shot the Flames 38-14 overall, a season-high 24 shot margin. The 14 shots against were also the fewest New Jersey's allowed this season.

Ilya Kovalchuk, **Adam Henrique** (SH) and **Patrik Elias** (PP) each scored for the Devils. Henrique's shorthanded goal was his league-leading (tie) fourth of the season and is tied (S. Richer & D. Brown) for the third-highest single-season total in Devils' history. **Zach Parise** recorded a pair of assists and extended his point-streak to four games (1g-6a-7pts). Henrique and Kovalchuk each added an assist to extend their scoring streaks to three games.

Martin Brodeur (ND, 7:32, 2GA, 3SVS) made the start but was replaced by **Johan Hedberg** (L, 51:12, 4GA, 5SVS) in the first period.

Wed., Jan. 11; New Jersey 2 at Edmonton 1 (OT)

The Devils improved to 2-1-0 on their four-game road trip, a league-best 11-1-1=24pts after regulation and 7-3-0 in second games of back-to-back sets. New Jersey out shot Edmonton 25-23.

Ilya Kovalchuk's shorthanded goal at 8:35 of the second period gave the Devils a 1-0 lead and marked the franchise record fourth consecutive game they have scored on the penalty kill. **Zach Parise** (PP) scored his seventh career OT goal 1:06 into the extra session to give New Jersey the victory. Parise (5 games, 2g-6a-8pts), Kovalchuk (4 games, 5g-3a-8pts), who also added an assist, and **Patrik Elias** (4 games, 2g-4a-6pts) each extended their scoring streaks.

Johan Hedberg (22 saves) made the start in goal and is now 12-7-1 on the year.

2011-12 NJD SEASON IN REVIEW

GAME SUMMARIES

Sat., Jan. 14; New Jersey 2 at Winnipeg 1

The Devils opened a home-and-home set with the Jets, improving to 2-1-0 in the season's series, while completing their four-game road trip 3-1-0. Now 15-4-2 in one-goal decisions, the club's .714 winning percentage is tops in the league. New Jersey out shot Winnipeg 25-23 overall.

Trailing 1-0 after the second period, **Kurtis Foster's** first goal as a Devil/second of the season evened the score. **Patrik Elias** (16/GWG) gave the club a 2-1 lead just 2:58 later, extending his point-scoring stretch to five games (3g-4a-7pts). Later in the third, Elias was unsuccessful on his fourth career penalty-shot attempt (vs. O. Pavelec). **Petr Sykora's** assist on the game-winner marked his 700th career NHL point. **Martin Brodeur** (22 saves) picked up the win in goal.

Tue., Jan. 17; Winnipeg 1 at New Jersey 5

The Devils closed-out a home-and-home set with the Jets, while opening a season-high six-game homestand. New Jersey won the season's series 3-1-0, including one overtime win.

The Devils took a 4-0 lead on goals by **Ilya Kovalchuk** (2), **Petr Sykora** and **David Clarkson**. Kovalchuk's second tally came with the man advantage and gave him a team-leading 19 on the season. **Patrik Elias**, who received his 1,000 games-played NHL Milestone Award prior to the game, notched the club's fifth goal, while adding two assists. He extended his point-scoring streak to six games (4g-6a-10pts). Clarkson also picked up an assist for his fifth multiple-point game of the season. **Martin Brodeur** (20 saves) earned the win in goal. His shutout bid was snapped with 8:29 remaining in the third.

Thu., Jan. 19; Boston 4 at New Jersey 1

The Devils faced the Bruins for the third time and fell to 0-3-0 in the season's series. The decision snapped the club's three-game winning streak and two-game winning stretch on home ice. New Jersey out shot Boston 31-25 overall.

Late in the first period, **Petr Sykora** gave the Devils a 1-0 lead, while **Dainius Zubrus** and **Patrik Elias** picked up the assists. Elias extended his point-scoring streak to a team season-high-tying seven games (4g-7a-11pts). New Jersey allowed three goals over a 4:44 span of the third, as well as an empty-net tally with 47 seconds remaining in the contest for the loss. **Martin Brodeur** (21 saves + ENG) was in goal.

Sat., Jan. 21; Philadelphia 4 at New Jersey 1

The Devils faced the Flyers for the third time and fell to 1-2-0 in the season's series. The decision gave the club back-to-back 4-1 defeats, as well as a 1-2-0 mark on the current homestand. Despite the loss, New Jersey out shot Philadelphia 31-20 overall.

Alexei Ponikarovsky (8) recorded a goal in his first game with the team, while **Matt Taormina** and **David Clarkson** picked up the assists. **Martin Brodeur** (16 saves + ENG) made his fourth straight start in goal for New Jersey.

Tue., Jan. 24; Buffalo 2 at New Jersey 1 (SO)

The Devils faced the Sabres for the third time this season (2-0-1) in their final match before the All-Star Break. The decision gave the club a 1-2-1 mark on its current homestand. Buffalo recorded just 14 shots on goal, matching the fewest New Jersey has allowed all season (also Jan. 10 at Cgy.).

Trailing 1-0 after the first period, **Patrik Elias'** power play goal marked the Devils' lone score, while **Zach Parise** and **Kurtis Foster** picked up the assists. Entering the break, Elias continued to

lead the club in scoring with 18g-28a-46pts overall. Defenseman **Peter Harrold** was called up from Albany (AHL) the previous day and made his New Jersey debut at forward. **Martin Brodeur** (13 saves + 1/3 SO) started his fifth straight game.

Tue., Jan. 31; NY Rangers 3 at New Jersey 4 (SO)

The Devils returned from the All-Star Break and evened-up their series vs. the NY Rangers at one win apiece. The decision snapped the club's three-game winless stretch (0-2-1), while improving to 2-2-1 on the current homestand. The team also snapped a trend in which it had scored just one goal during each of its previous three contests. New Jersey out shot New York 29-26 overall.

The Devils improved to 9-2 in shootouts, and their 27 points earned after regulation are tops in the league. At 16-7 in one-goal games, New Jersey's .696 winning percentage is also ranked first in the NHL.

The two teams alternated the game's six goals, with **Zach Parise** (16), **Ilya Kovalchuk** (PP/20), and **David Clarkson** (17) scoring for the Devils. Clarkson tied the score at 3-3 while **Martin Brodeur** (23 saves) was pulled for the extra skater with just 47.6 seconds remaining in regulation. He also added an assist for his sixth multiple-point game of the season. Kovalchuk tied an NHL single-season record with his sixth game determining goal (A. Aucoin, Phx., '09-10).

Thu., Feb. 2; Montreal 3 at New Jersey 5

The Devils faced the Canadiens for the third time (2-1-0), while closing out a season-high six-game homestand (3-2-1). The decision gave the club consecutive wins for the first time since a three-game stretch January 11-17, and the first time on home ice since January 6-17. Montreal out shot New Jersey 30-22 overall.

Trailing 2-0 midway through the first period, **Zach Parise** put the Devils on the scoreboard. Trailing 3-1 early in the second, the club matched a season high (accomplished 3 times, most recently Jan. 17 vs. Wpg.) by scoring the game's next four goals – **David Clarkson** (2/PPG+ENG), **Dainius Zubrus** (GWG) and Parise. Clarkson (2g-1a), Zubrus (1g-2a) and **Ilya Kovalchuk** (3a) led New Jersey with three points each. Clarkson's three points were a career high. **Martin Brodeur** (27 saves) made his seventh straight start in goal and picked up the victory.

Sat., Feb. 4; New Jersey 6 at Philadelphia 4

The Devils faced the Flyers for the fourth time, evening up the series 2-2-0, with both teams winning twice on the road. The decision extended the club's winning streak to three games, and road winning streak to three. Philadelphia out shot New Jersey 41-31 overall, including 24-1 in the third period.

The Devils built a 3-0 lead after the first and 6-0 after two periods, extending a stretch in which they scored ten unanswered goals. The club's power play unit scored three times for the first time since Mar. 11, 2011 at Atlanta. **Kurtis Foster** (2g-1a) and **Ilya Kovalchuk** (1g-2a, SHG) paced the team with three points each. Foster's two goals/three points matched his previous career highs. He became New Jersey's first defenseman to notch two goals since Dec. 9, 2009 (**Andy Greene** vs. Car.).

Alexei Ponikarovsky (1g-1a), **Dainius Zubrus** (1g-1a) and **Patrik Elias** also recorded multiple-point games, while **Zach Parise** (PPG/GWG) also scored. **Peter Harrold** returned the club's lineup after being recalled from Albany (AHL) that morning. **Johan Hedberg** (37 saves) made his first start for New Jersey since Jan. 11 at Edmonton.

2011-12 NJD SEASON IN REVIEW

GAME SUMMARIES

Sun., Feb. 5; Pittsburgh 2 at New Jersey 5

The Devils took a 3-1-0 lead in the season's series vs. the Penguins, while matching their season-high win streak (4-0-0, Dec. 12-17). The decision also extended the club's stretch of games with points to a season-high five straight (4-0-1=9pts, Jan. 24-Feb. 5). Pittsburgh out shot New Jersey 30-25 overall.

Ilya Kovalchuk (1g-2a) notched his third straight three-point game, while **Zach Parise** also recorded a multiple-point game with 1g-1a-2pts. Defenseman **Anton Volchenkov** recorded his first goal with the club (in his 102nd game), **Dainius Zubrus** posted the shorthanded/game-winner and **David Clarkson** (20) sealed the victory with an empty-net goal. **Martin Brodeur** (28 saves) picked up the win in goal.

Tue., Feb. 7; New Jersey 1 at NY Rangers 0

The Devils visited Madison Square Garden for the first time this year, and took a 2-1-0 lead in the season's series. The victory extended the club's winning streak to a season-high five games, its longest since an eight-game stretch February 6-22, 2011. Overall, the team is 5-0-1 in its last six contests. New York out shot New Jersey 30-22, extending a stretch in which they have been out shot in four straight.

Martin Brodeur stopped all 30 shots he faced for his 117th career shutout. His first shutout of the season came in his 35th start of the season, the most he has needed to post his first during his 18-season NHL career (32, '05-06). **David Clarkson's** (21) first-period power play goal marked the game's only score, while **Zach Parise** and **Patrik Elias** picked up the assists. New York's potential game-tying tally with just four seconds remaining in regulation was called off due to goaltender interference.

Thu., Feb. 9; St. Louis 4 at New Jersey 3 (SO)

The Devils faced the Blues for the first time at home since March 20, 2010. The decision gave the club an 0-3-0 mark in the last three meetings of the season's series (last win, 4-3, Dec. 30, 2008), as well as an 0-3-0 record in the last three home games of the series (last win, 2-0, Dec. 10, '02). New Jersey out shot St. Louis 27-26 overall.

Zach Parise (21) opened the scoring for the Devils with a first-period power play tally. Trailing 2-1, the club took the lead on second period scores by **Adam Henrique** (14) and **Patrik Elias** (19). St. Louis tied the game with just 5:50 remaining in regulation, and won the game in the shootout. Parise (6g-3a-9pts) and Elias (2g-6a-8pts) each extended their point-scoring streaks to seven games, matching the team's season-high (accomplished 3 times previously). With two assists, **Ilya Kovalchuk** notched his 15th multiple-point game of the season. The squad chased the opposing goaltender for the third time in four games. **Johan Hedberg** (23 saves + 1/2 SO) was in goal for New Jersey, while **Jeff Frazee** served as his backup.

Sat., Feb. 11; Florida 3 at New Jersey 1

The Devils faced the Panthers for the fourth time, closing out the season's series 2-2-0, including one shootout win. The decision gave the club an 0-1-1 mark to close-out its mini two-game homestand. New Jersey out shot Florida 28-20 overall.

Steve Bernier notched the game's first goal, while **Alexei Ponikarovsky** and **Dainius Zubrus** picked up the assists. Bernier's tally was his first as a Devil, and first in the NHL since Feb. 10, 2011. **Petr Sykora** appeared in his 500th game with New

Jersey, the 22nd player to do so. At 16 years and 106 days since making his NHL debut Oct. 28, 1995, it marks the longest stretch to reach the plateau in franchise history (B. Rolston, 15y & 292d). **Martin Brodeur** (17 saves + ENG) was in goal.

Tue., Feb. 14; New Jersey 4 at Buffalo 1

The Devils closed out their season's series with the Sabres 3-0-1, winning both contests at First Niagara Center. The match snapped the club's two-game winless streak (0-1-1), while marking the third game in a stretch of eight straight outside the division. New Jersey out shot Buffalo 31-30 overall.

Ilya Kovalchuk's 3g-1a-4pt effort marked his first hat trick as a Devil and the 12th of his career, as he overtook the team scoring lead with 25g-31a-56pts overall. His night included two power play points (1g-1a) and one empty-net tally. **Petr Sykora** (13) also scored with the man advantage, his team-leading fifth game-winning goal. **Adam Henrique** posted two assists for his ninth multiple-point game to take over the NHL rookie scoring lead. **Stephane Veilleux** was called up from Albany (AHL) earlier in the day and made his New Jersey debut, while **Cam Janssen** appeared in his 300th NHL contest. **Martin Brodeur** (29 saves) picked up the win in goal.

Fri., Feb. 17; Anaheim 2 at New Jersey 3 (SO)

The Devils won their second straight and improved to 7-1-1 since the All-Star break. The Devils tied a team record with their tenth shootout win this season (also 2006-07). Anaheim outshot New Jersey 38-27.

After a scoreless first, goals from **Adam Henrique** (15) and **Alexei Ponikarovsky** (10) gave the Devils a 2-0 lead in the second. The Ducks cut the deficit in half later in the period and forced the overtime by scoring the equalizer with just 2:13 remaining in regulation. **Ilya Kovalchuk** and **Patrik Elias**(GDG) scored, while **Martin Brodeur** (36 saves) stopped 1/2 shots he faced in the shootout to give New Jersey its third straight win over Anaheim. Brodeur picked up his NHL record-tying 40th win in the shootout (H. Lundqvist), his 20th victory of the season and improved to 8-3-1 over his past 12 starts.

Sun., Feb. 19; New Jersey 3 at Montreal 1

New Jersey extended its season-high road winning streak to six games, won its third straight overall and improved to 8-1-1 since the All-Star break. The Devils also won their eighth consecutive game in Montreal and claimed the season's series, 3-1. New Jersey out shot Montreal, 25-22.

The Devils took a 2-0 lead on goals from **Zach Parise** in the first and **David Clarkson** in the second. Each goal game with less than two minutes to play in the period. The Canadiens scored on the power play early in the third, but **Matt Taormina's** first goal of the season at the 8:27 mark provided insurance.

Martin Brodeur (21 saves) improved to 9-3-1 over his past 13 starts.

Tue., Feb. 21; New Jersey 4 at Toronto 3 (OT)

The Devils won their fourth straight, while improving to 9-1-1 since the All-Star break. The victory extended the club's road winning streak to seven –tied for the longest road stretch in the league this season (Min., Nov. 13-Dec. 10) and is tied for the third longest in team history (Jan. 13-Feb.6, '09). New Jersey/Toronto each recorded 32 shots on goal.

2011-12 NJD SEASON IN REVIEW

GAME SUMMARIES

The Devils jumped out to a 2-0 first-period lead on goals by **Petr Sykora** (14) and **David Clarkson** (23). With the contest even at two goals apiece, **Alexei Ponikarovsky** (11) gave the club the lead late in the second. With its goalie pulled for an extra skater, Toronto tied the game with less than one minute remaining in regulation. New Jersey improved to 4-1 in overtime when **Mark Fayne** scored at 1:18. He became the team's first defenseman to score in the extra session since Mar. 12, 2011 (A. Salmela vs. NYI), and first on the road since Mar. 3, 2009 (J. Oduya at Tor.). Sykora (1g-1a) and **Adam Henrique** (2a) each recorded multiple-point games.

Martin Brodeur (29 saves) improved to 10-3-1 over his past 14 starts.

Fri., Feb. 24; Vancouver 2 at New Jersey 1

The Devils faced the Canucks for the first time since Nov. 1, 2010 (3-0 loss), and the first time on home ice since Dec. 2, 2009 (5-2 loss). The decision snapped the club's four-game winning streak, while extending its losing streak in the all-time series to three (last win, Jan. 13, '09, 5-3). New Jersey out shot Vancouver 31-16 overall.

Trailing 2-0, **David Clarkson's** 24th goal of the season put the Devils on the scoreboard, while **Patrik Elias** and **Petr Sykora** picked up assists. Clarkson's goal was his third in as many games, while Sykora (1g-3a-4pts) and Elias (3a) each extended their point-scoring stretches to three games as well. **Ryan Carter** returned to the team's lineup/was removed from the Injured Reserve List after missing the previous 9 contests due to injury. **Martin Brodeur** (14 saves) was in goal.

Prior to the game, the organization honored its long-time broadcaster, **Mike "Doc" Emrick**.

Sun., Feb. 26; Tampa Bay 4 at New Jersey 3

The Devils faced the Lightning for the third time and fell to 2-1-0 in the season's series. New Jersey out shot Tampa Bay 22-16 overall.

Alexei Ponikarovsky, **Petr Sykora** and **Zach Parise** (PP) each scored for the Devils. Sykora's goal gave him points in a season-high four straight games (2g-3a-5pts), while **Patrik Elias** picked up an assist to extend his point-scoring streak to four as well (4a). Defenseman **Marek Zidlicky** made his Devils' debut after being acquired from Minnesota two days earlier, while **Adam Larsson** returned to the team's lineup/was removed from the Injured Reserve List after missing the previous 10 contests due to injury.

Martin Brodeur (12 saves) made his seventh consecutive start in goal.

Mon., Feb. 27; New Jersey 0 at NY Rangers 2

The Devils faced the Rangers for the fourth time and fell to 2-2-0 in the season's series. The decision marked the club's first road loss since Jan. 10, which snapped an NHL season-high seven-game road winning streak (tie, Min., Nov. 13-Dec. 10), and extended its overall losing streak to three. New York out shot New Jersey 15-13, and the 28 combined shots were the fewest in franchise history. The previous record was 32 on Oct. 27, 2001, when the Devils were out shot 21-11 by the Sabres, but won, 3-1, at Continental Airlines Arena.

Jacob Josefson, **Ilya Kovalchuk** and **Alexei Ponikarovsky** led the Devils with two shots on goal each. **Martin Brodeur** (13 saves + ENG) was in goal.

Thu., Mar. 1; New Jersey 3 at Boston 4 (OT)

The Devils closed out their season's series vs. the Bruins 0-3-1. The decision extended the club's stretch of games without a victory to a season-high four (0-3-1). The team previously went 0-4-0, Nov. 26-Dec. 3. New Jersey out shot Boston 31-25 overall.

For the Devils, second-period goals by **Zach Parise** (24), **Patrik Elias** (20) and **David Clarkson** (25) erased a 2-0 deficit and gave the club a 3-2 lead. Clarkson's score tied him with **Ilya Kovalchuk** for the team lead. **Martin Brodeur** (21 saves) was in goal.

Fri., Mar. 2; New Jersey 5 at Washington 0

The Devils snapped their four-game (0-3-1) losing streak and won the season series with the Capitals, 3-1. The club improved 20-11-2=42pts on the road, tied with Philadelphia for second in the Eastern Conference and third in the NHL. Washington out shot New Jersey 23-20.

Zach Parise recorded his second career hat trick (1PPG) and was one of five Devils to record multiple-point games. **Dainius Zubrus** (1g-1a) and **Patrik Elias** (1g-1a) also scored, while **David Clarkson** and **Adam Henrique** each picked up a pair of assists. Elias' tally was New Jersey's league-leading 14th shorthanded goal of the season and its first since Feb. 5 vs. Pittsburgh.

Johan Hedberg, making his first start since Feb. 9 vs. St. Louis, stopped all 23 shots he faced to earn his third shutout of the season and the 20th of his NHL career.

Sun., Mar. 4; New Jersey 0 at NY Islanders 1

The Devils faced the Islanders for the third time and fell to 1-2-0 in the season's series. The decision gave the club a 1-4-1 mark in its last six games. Despite the recent slide, each of the team's losses during that stretch have been decided by two goals or less (each of its last 8 losses since Jan. 24 have been decided by 2 or less). New York out shot New Jersey 25-24 overall.

Petr Sykora became the team's third player this season (**Dainius Zubrus** & **Patrik Elias**), and the 275th in NHL history to reach the 1,000 games-played mark. Elias led the squad with four shots on goal. **Martin Brodeur** (24 saves) was in goal.

Tue., Mar. 6; NY Rangers 1 at New Jersey 4

The Devils faced the Rangers the fifth time – third/final time on home ice – and improved to 3-2-0 in the season's series, including one shootout victory. The decision gave the club a 6-4-1 mark in its last 11 contests, while snapping a two-game losing streak at home. New Jersey out shot New York 29-26 overall.

Just 49 seconds into the game, **Ilya Kovalchuk** (26) put the Devils on the scoreboard. With the score tied 1-1, early third-period goals by **David Clarkson** (26) and **Ryan Carter** (3) 1:54 apart gave New Jersey a 3-1 lead. **Patrik Elias'** (22) empty-net tally sealed the victory. Elias and Kovalchuk added one assist each. **Martin Brodeur** (25 saves) picked up the win in goal.

Prior to the game, the Devils/NHL honored **Petr Sykora** (1a), who appeared in his 1,000th career NHL game two days earlier

Thu., Mar. 8; NY Islanders 1 at New Jersey 5

The Devils faced the Islanders for the fourth time and evened-up the season's series at two wins apiece. The decision gave the club two straight victories, as well as a 3-1-1 mark in its last five games. The contest also extended a stretch in which the team has allowed one goal or less in four straight matches. At 38-24-5, New Jersey matched its win-total from all of last season.

2011-12 NJD SEASON IN REVIEW

GAME SUMMARIES

Ilya Kovalchuk notched his second hat trick over a 12-game span, including the power play/game-winning goal. Kovalchuk scored once in each period, raising his team-leading goal-total to 29. **Patrik Elias** (23) and **David Clarkson** (27) also scored for New Jersey. Elias added an assist, while **Marek Zidlicky**, **Zach Parise** and **Adam Henrique** recorded multiple-point games with two assists each. Zidlicky's assists marked his first points since being acquired.

Martin Brodeur (29) saves picked up the win in goal for the Devils. New York out shot New Jersey 30-20 overall.

Sat., Mar. 10; New Jersey 2 at NY Islanders 1

The Devils faced the Islanders for the third time in six days/fifth time overall and took a 3-2-0 lead in the season's series. The decision gave the club three straight victories, as well as a 4-1-1 mark in its last six games. The contest also extended a stretch in which the team has allowed one goal or less in five straight matches. At 39-24-5 overall, New Jersey surpassed its win-total from all of last season.

David Clarkson (28) evened the score at 1-1 with just 1:39 remaining in regulation, while **Marek Zidlicky** (1) notched the game-winning power-play tally just 14 seconds later. **Johan Hedberg** (23 saves) picked up the win in goal. His 117:36 overall shutout streak (last GA, Feb. 9 vs. StL.), and 141:31 streak in the series (last GA, Nov. 26, '10 at NYI) was snapped early in the third period.

Sun., Mar. 11; Philadelphia 1 at New Jersey 4

The Devils opened a home-and-home set with the Flyers, while improving to 3-2-0 in the season's series, including a 4-3 shootout win Nov. 3. The decision gave the club four straight victories, as well as a 5-1-1 mark in its last seven games. The contest also extended a stretch in which the team has allowed one goal or less in six straight matches. At 40-24-5 overall, New Jersey reached the 40-win mark for the 16th time in the last 18 full seasons.

Martin Brodeur stopped 18 of the 19 shots he faced for his 650th career victory. **Patrik Elias** (24), **Anton Volchenkov** (2), **Ilya Kovalchuk** (30) and **Zach Parise** (28) scored the club's goals. Kovalchuk paced the team with 1g-2a-3pts to become just the third player born outside North America to record nine consecutive 30-goal seasons (J. Jagr, 15, '91-92 through '06-07 & J. Kurri, 10, '80-81 through '89-90). Elias' tally marked his 99th career power play goal, and he also assisted on Parise's power play goal. Volchenkov's goal marked his first game-winner since Oct. 17, 2008. Parise also picked up an assist on the game-winner. **Marek Zidlicky** (2a) posted his second multiple-point game over the past three contests. New Jersey went 2-5 with the man advantage overall.

Tue., Mar. 13; New Jersey 0 at Philadelphia 3

The Devils closed out a home-and-home set 1-1-0, and season's series with the Flyers 3-3-0, including a 4-3 shootout win Nov. 3. The decision snapped the club's four-game winning streak, as well as a stretch in which they had allowed one goal or less in six straight matches. Philadelphia out shot New Jersey 29-17 overall.

The Devils were shut out for the third time in their last nine matches. **David Clarkson** and **Ilya Kovalchuk** led the club with four shots on goal each. In goal for New Jersey, **Martin Brodeur** (26 shots + ENG) made his first regular-season first start in Philadelphia since Mar. 28, 2010.

Thu., Mar. 15; Colorado 0 at New Jersey 1 (SO)

The Devils finished their season's series vs. the Avalanche 1-1-0, while improving to 8-6-2 vs. the Western Conference. The victory was the club's NHL-leading 11th in shootouts this season, and its league-leading 53rd all-time. The team's scoreless streak was extended to 130:41 since Mar. 11. New Jersey out shot Colorado 33-28 overall.

Ilya Kovalchuk established an NHL single-season record with his seventh game-determining goal (A. Aucoin, Phx., '09-10). He improved to 10-12 (83.3%) in shootouts this season and 21-54 (38.9%) all-time. **Martin Brodeur** (28 saves + 2/2 SO) recorded his second shutout of the season/188th career & his NHL-record 41st shootout win. The contest marked the fifth scoreless game in New Jersey history (last time, 1-0 SO loss, Mar. 25, '11 at Pit.).

Sat., Mar. 17; Pittsburgh 5 at New Jersey 2

The Devils faced the Penguins for the third/final time at Prudential Center, and for the fifth of six meetings overall. Despite the loss, the club continues to lead the season's series 3-2-0. The team's 14 shots were its second-fewest this season (13, Feb. 27 at NYR), while the 44 shots against were its most faced in 2011-12. New Jersey's minus-30 shot differential was tied for the third highest total in franchise history (36, Mar. 10, '84 at StL.).

Andy Greene (1) and **Petr Sykora** (16) scored for the Devils. Greene also added an assist for his third multiple-point game of the season. **Martin Brodeur** was in goal for New Jersey, facing a season-high 44 shots (39 saves). He also stopped Pittsburgh's Chris Kunitz's first-period penalty-shot attempt (5-8, .625 save % all-time).

The Devils wore their red, green, and white retro sweaters.

Mon., Mar. 19; New Jersey 2 at NY Rangers 4

The Devils dropped their second straight and played their sixth/final game vs. the Rangers. Each team won three games, but the Rangers took the season's series by virtue of their shootout loss in New Jersey on Jan. 31. New York out shot New Jersey 27-22.

Patrik Elias scored to become the fourth Devil to reach 25 goals this season, joining **Ilya Kovalchuk** (30), **Zach Parise** (28) & **David Clarkson** (28). It marks the first time four Devils have done so since 1993-94 (J. MacLean, 37; S. Richer, 36; V. Zelepuhin, 26; & B. Guerin, 25). **Petr Sykora** also scored and added an assist for the multiple-point game.

Martin Brodeur (23 saves) made the start in goal.

Tue., Mar. 20; New Jersey 1 at Ottawa 0

The Devils faced the Senators for the third time, and improved to 2-0-1 in the season's series, including one shootout victory and one overtime loss. The contest also closed-out the club's 15th/final set of back-to-back games. The team finished 6-7-2 in first games and 11-4-0 in second games when playing on consecutive dates. New Jersey/Ottawa each recorded 34 shots on goal.

Ilya Kovalchuk's (31) power play goal marked the game's only score, while **Marek Zidlicky** and **Patrik Elias** picked up the assists. For Kovalchuk, the goal was his team-leading 31st of the season and NHL milestone 400th of his career. **Johan Hedberg** (34 saves) picked up his fourth shutout of the season/21st of his NHL career to improve to 5-0-1 in his last six decisions. The contest marked the 31st 1-0 victory in New Jersey history.

2011-12 NJD SEASON IN REVIEW

GAME SUMMARIES

Fri., Mar. 23; Toronto 4 at New Jersey 3 (SO)

The Devils faced the Maple Leafs for the fourth/final time, completing the season's series 2-1-1. The decision also gave the club a 10-5-4 mark vs. the Northeast Division. New Jersey took a season-high 46 shots, while allowing just 17. The plus-29 shot differential was the team's largest since Apr. 7, '09 (47-17 vs. Tor.)

With the Devils trailing 2-0 in the second period, **Jacob Josefson** put the team on the scoreboard with his first goal of the season (1st since Mar. 30, '11 vs. NYI). Trailing 3-1 midway through the third, **Zach Parise** (29) and **Adam Henrique** (16) scored over a 4:21 span for New Jersey to send the game to overtime. **Martin Brodeur** (14 saves + 0/3 SO) was in goal.

Sun., Mar. 25; New Jersey 2 at Pittsburgh 5

The Devils faced the Penguins for the sixth/final time, completing the season's series 3-3-0. The decision gave the club an 0-1-1 record in their last two games and 12-11-0 mark vs. the Atlantic Division. New Jersey out shot Pittsburgh 34-28 overall.

Zach Parise (30) and **Ilya Kovalchuk** (32) scored for the Devils. Parise joined John MacLean as the only players in team history to record five 30-goal seasons. **Travis Zajac** was activated from injured reserve and posted an assist in his first game since Jan. 2. **Martin Brodeur** (23 saves + ENG) was in goal for New Jersey.

Tue., Mar. 27; Chicago 1 at New Jersey 2 (SO)

The Devils faced the Blackhawks for the first time at Prudential Center since Apr. 2, 2010. The victory gave the club a 2-0-1 mark in the last three meetings (last regulation loss, Dec. 31, '09, 5-1) and 8-0-2 record in their last ten home games of the all-time series (last regulation loss, Dec. 30, '97, 6-2). Chicago out shot New Jersey 38-22 overall.

Petr Sykora (18) notched the Devils' lone goal, while **Adam Henrique** and **Mark Fayne** picked up the assists. The club's penalty-killing unit did not allow any goals in four times short, extending its stretch of no goals allowed over its last 12 attempts since Mar. 19 at NY Rangers.

Martin Brodeur (37 saves + 2/3 SO) picked up the victory in goal for New Jersey. His shutout bid was snapped with 12:26 remaining in regulation. **Travis Zajac** appeared in just his second game since returning to the lineup and recorded his fourth career game-determining goal in the fifth round of the shootout.

Thu., Mar. 29; Tampa Bay 4 at New Jersey 6

The Devils scored a season-high (tie) six goals, won their second straight and claimed the season's series over the Lightning, 3-1. New Jersey out shot Tampa 38-20 overall.

New Jersey trailed three times as the teams traded the game's first six goals. **Dainius Zubrus** (SH), **Jacob Josefson**, **Ilya Kovalchuk** and **Marek Zidlicky** (PP) each scored in the second as the Devils recorded a season-high four goals in a period. **Alexei Ponikarovsky** (GW) and **David Clarkson** both scored early in the third period to provide insurance. **Patrik Elias** and **Adam Henrique** collected 2a each, while Clarkson, Kovalchuk and Ponikarovsky added one a piece to post multiple point games.

Martin Brodeur (16saves) earned the victory in goal.

Sat., Mar. 31; New Jersey 5 at Carolina 0

The Devils completed their season's series vs. the Hurricanes 3-1-0, and outscored them 14-8 overall. The decision extended the club's winning streak to three games, while clinching a playoff berth for the 14th time in the last 15 seasons. New Jersey out shot Carolina 31-22 overall.

Five different players scored for the Devils: **David Clarkson** (30/PP), **Ilya Kovalchuk** (34), **Ryan Carter** (4), **Petr Sykora** (19) and **Zach Parise** (31). Clarkson's tally gave the club three 30-goal-scorers for the first time since 2000-01 (A. Mogilny, 43; **Patrik Elias**, 40; & Sykora, 35). Kovalchuk added two assists to pace the team with three points, while Sykora also added an assist. Elias recorded two assists for his 16th multiple-point game of 2011-12. **Martin Brodeur** (22 saves) recorded his third shutout of the season/119th career in goal for New Jersey.

Tue., Apr. 3; NY Islanders 1 at New Jersey 3

The Devils completed their season's series vs. the Islanders 4-2-0, outscoring them 13-7 overall. The decision extended the club's winning streak to four games, while improving to 5-1-1 in the last seven games. New Jersey/New York each recorded 20 shots on goal.

Patrik Elias (26), **Travis Zajac** (2/PP) and **Ilya Kovalchuk** (35/EN) all scored for the Devils. Elias added an assist, while **Zach Parise** also recorded a multiple-point game with two assists. **Johan Hedberg** (19 saves) was in goal for New Jersey and improved to 6-0-1 in his last seven decisions.

Thu., Apr. 5; New Jersey 2 at Detroit 1

The Devils faced the Red Wings for the only time this season, snapping a two-game losing streak in the series (last win, Dec. 5, '09, 4-3 SO), and nine-game losing streak at Joe Louis Arena (last win, Nov. 6, '96, 2-0). The decision extended the team's winning streak to a season-high five games (tie, also Jan. 31-Feb. 7). The contest closed out the club's Western Conference schedule (10-6-2), as well as road schedule (24-15-2). Detroit out shot New Jersey 24-21 overall.

Alexei Ponikarovsky (14) and **Petr Sykora** (20/GW) scored for the Devils. Sykora reached the 20-goal mark for the 11th time in 15 NHL seasons. **Peter Harrold** assisted on Ponikarovsky's score for his first NHL point of the season/with New Jersey. **Eric Boulton** returned to the lineup for the first time since Mar. 23 and appeared in his 600th career NHL contest. **Martin Brodeur** (23 saves) reached the 30-win mark for an NHL-record 14th time (P. Roy, Mtl. & Col. 13).

Sat., Apr. 7; Ottawa 2 at New Jersey 4

The Devils closed-out their regular season schedule and won the season's series over the Senators, 3-0-1. New Jersey out shot Ottawa 35-33.

Ilya Kovalchuk scored a pair of goals (PP, EN) and finished the season as New Jersey's leading scorer with 37g-46a-83pts. **Petr Sykora** also scored on the power play, while **Stephen Gionta** scored his first career NHL/GWG in his season debut.

Martin Brodeur (31 saves) picked up the win in goal.

2011-12 NJD SEASON IN REVIEW

Eastern Conference Day-By-Day Standings

OCT	1ST	2ND	3RD	4TH	5TH	6TH	7TH	8TH	9TH	10TH	11TH	12TH	13TH	14TH	15TH
6	TM2	PF2	-	PP2	12W/0	-	-	-	-	-	-	-	-	-	-
7	TL2	BS2	PF2	TM2	PP2	NR1	9W/0	-	-	-	-	-	-	-	-
8	BS4	PF4	FP2	TM4	PP4	WC2	BS2	TL2	NR2	CH1	WJ0	MC0	NI0	ND0	OS0
9	PP5	BS4	FP2	PF4	TM4	WC2	BB2	MC2	TL2	NR2	CH1	NI0	ND0	WJ0	OS0
10	PP5	BS4	WC4	PF4	TM4	TL3	FP2	MC2	ND2	NI2	NR2	BB2	CH1	WJ0	OS0
11	PP7	BS4	WC4	PF4	TM4	TL3	FP2	MC2	ND2	NI2	NR2	BB2	OS2	CH1	WJ0
12	PP7	BS4	WC4	PF6	TM4	TL3	CH3	FP2	MC2	ND2	NI2	NR2	OS2	BB2	WJ0
13	PP8	WC6	BS4	PF6	TM4	NI4	ND4	TL3	CH3	FP2	NR2	MC2	BB2	OS2	WJ0
14	PP8	WC6	TM4	PF6	CH5	BS4	NI4	ND4	TL3	FP2	NR2	MC2	BB2	OS2	WJ0
15	WC8	PP8	TM6	PF7	BS6	NI6	ND6	CH5	FP4	BB4	TL4	MC3	NR2	OS2	WJ0
16	WC8	PP8	TM6	PF7	BS6	NI6	ND6	CH5	FP4	BB4	TL4	MC3	NR2	OS2	WJ0
17	WC8	PP8	TM7	PF7	BS6	NI6	FP6	ND6	CH5	BB4	TL4	MC3	NR2	WJ2	OS2
18	WC10	PP10	BS8	PF9	TM7	CH7	NI6	ND6	FP6	NR4	BB4	TL4	MC3	WJ2	OS2
19	WC10	PP10	TM9	PF9	BS8	CH7	NI6	ND6	FP6	NR4	BB4	TL4	MC3	WJ3	OS2
20	WC12	PP12	BS10	PF9	TM9	CH7	ND6	NI6	NR6	FP6	BB6	TL6	OS4	MC3	WJ3
21	WC12	PP12	BS10	PF9	TM9	CH8	ND7	NI6	NR6	FP6	BB6	TL6	OS4	MC3	WJ3
22	WC14	PP14	TM11	BS10	PF9	FP8	TL8	CH8	ND7	NI6	NR6	BB6	OS6	WJ5	MC4
23	WC14	PP14	TM11	BS10	PF9	FP8	TL8	CH8	ND7	NI6	NR6	BB6	OS6	WJ5	MC4
24	WC14	PP14	TM11	PF11	BS10	FP10	NR8	TL8	CH8	ND7	NI6	BB6	OS6	WJ5	MC4
25	PP16	WC14	TM11	PF11	BS10	FP10	TL10	ND9	CH9	NR8	OS8	NI6	BB6	WJ5	MC4
26	PP16	WC14	TM11	PF11	BS10	FP10	TL10	ND9	CH9	NR8	OS8	NI6	BB6	MC6	WJ5
27	PP18	WC14	TM13	BS12	PF11	FP10	TL10	OS10	ND9	CH9	NR8	MC8	NI7	WJ7	BB6
28	PP18	WC14	TM13	BS12	PF11	CH11	FP10	TL10	OS10	ND9	NR8	MC8	NI7	WJ7	BB6
29	PP18	TM15	WC14	PF13	BS12	FP12	TL12	OS12	CH11	MC10	NR9	ND9	NI8	WJ7	BB6
30	PP18	TM15	WC14	OS14	PF13	BS12	FP12	TL12	CH11	MC10	NR9	ND9	NI8	WJ7	BB6
31	PP18	TM15	WC14	OS14	PF13	FP13	BS12	TL12	NR11	CH11	MC10	ND9	WJ9	NI8	BB6

NOV	1ST	2ND	3RD	4TH	5TH	6TH	7TH	8TH	9TH	10TH	11TH	12TH	13TH	14TH	15TH
1	PP18	WC16	TM15	OS14	PF13	FP13	CH13	BS12	TL12	NR11	MC10	ND9	WJ9	NI8	BB8
2	PP18	TM17	WC16	PF15	OS14	FP13	CH13	BS12	TL12	NR11	MC10	ND9	WJ9	NI8	BB8
3	TM19	PP19	WC16	PF16	FP14	OS14	NR13	CH13	BS12	TL12	ND11	WJ11	MC10	NI8	BB8
4	TM19	PP19	WC18	PF16	BS14	FP14	TL14	OS14	NR13	CH13	MC12	ND11	WJ11	NI8	BB8
5	PP21	TM19	WC18	PF18	BS16	NR15	OS15	FP14	TL14	ND13	CH13	MC12	WJ12	NI10	BB10
6	PP21	TM19	WC18	PF18	NR17	BS16	TL16	FP15	OS15	ND13	CH13	MC12	WJ12	NI10	BB10
7	PP21	TM19	WC18	PF18	NR17	BS16	TL16	FP15	OS15	ND13	CH13	MC12	BB12	WJ12	NI10
8	PP21	TM19	WC18	PF18	BS18	NR17	FP17	TL16	ND15	OS15	CH13	WJ13	BB12	MC12	NI10
9	PP21	TM19	WC18	NR19	PF19	BS18	TL18	FP17	ND15	OS15	CH13	WJ13	BB12	MC12	NI10
10	PP21	TM21	FP19	NR19	PF19	WC18	BS18	TL18	ND15	OS15	BB14	MC14	CH13	WJ13	NI11
11	PP23	TM21	WC20	NR21	BS20	PF19	FP19	TL18	ND15	OS15	BB14	MC14	CH13	WJ13	NI11
12	PP23	WC21	TM21	NR21	BS20	PF19	FP19	TL18	ND17	OS17	BB16	MC16	CH15	WJ13	NI11
13	PP23	WC21	TM21	NR21	PF21	BS20	FP19	TL18	ND17	OS17	BB16	MC16	CH15	WJ13	NI11
14	PF23	BS22	WC21	PP23	NR21	TM21	FP19	TL18	ND17	MC17	OS17	BB16	CH15	WJ15	NI11
15	PP25	BS22	WC21	NR23	PF23	TM22	FP21	OS19	BB18	TL18	ND17	MC17	CH15	WJ15	NI11
16	PP25	BS22	WC21	NR23	PF23	TM22	FP21	ND19	MC19	OS19	BB18	TL18	WJ15	CH15	NI11
17	PF25	BS22	WC21	PP25	NR23	TM22	FP21	OS21	BB20	TL20	ND19	MC19	WJ17	CH15	NI13
18	PF25	BS24	WC21	PP25	NR23	TM22	FP21	OS21	BB20	TL20	ND19	MC19	WJ17	CH15	NI13
19	PF25	BS24	FP23	PP25	TM24	NR23	BB22	WC21	ND21	MC21	OS21	TL20	WJ19	CH15	NI13
20	PF25	BS24	FP23	PP25	TM24	NR23	BB22	OS22	WC21	ND21	MC21	TL20	WJ19	CH17	NI13
21	PP27	FP25	BB24	PF25	BS24	TM24	NR23	WC23	OS22	ND21	MC21	TL20	WJ19	CH19	NI13

Legend: ND=Devils, BB=Boston, BS=Buffalo, CH=Carolina, FP=Florida, MC=Montreal, NI=NY Islanders, NR=NY Rangers, OS=Ottawa, PF=Philadelphia, PP=Pittsburgh, TL=Tampa Bay, TM=Toronto, WC=Washington, WJ=Winnipeg. Standings reflect points after games of date played; 1st, 2nd & 3rd = 1st place teams in Atlantic, Northeast & Southeast Divisions.

2011-12 NJD SEASON IN REVIEW

Eastern Conference Day-By-Day Standings

22	PP27	TM26	FP25	PF25	BB24	BS24	NR23	WC23	OS22	ND21	MC21	TL20	WJ19	CH19	NI13
23	PP28	FP27	BB26	PF27	TM26	WC25	BS25	NR23	ND23	MC23	OS22	TL20	WJ20	CH20	NI14
24	T H A N K S G I V I N G														
25	PP30	FP28	TM28	PF29	BB27	NR25	WC25	ND25	BS25	MC23	TL22	WJ22	OS22	CH20	NI14
26	PP32	BB29	FP28	PF29	TM28	NR27	BS27	WC25	ND25	TL24	MC24	OS22	WJ22	CH20	NI16
27	PP32	TM30	FP28	BB29	PF29	NR27	BS27	WC25	ND25	TL24	OS24	MC24	WJ22	CH20	NI16
28	PP32	TM30	FP28	BB29	PF29	NR27	BS27	WC25	ND25	TL24	OS24	MC24	WJ22	CH20	NI16
29	PP32	FP30	TM30	NR29	BB29	PF29	BS27	OS26	ND25	WC25	TL24	MC24	WJ22	CH20	NI18
30	PP32	BB31	FP30	TM30	NR29	PF29	BS27	OS26	WC25	ND25	TL24	MC24	WJ22	CH20	NI18

DEC	1ST	2ND	3RD	4TH	5TH	6TH	7TH	8TH	9TH	10TH	11TH	12TH	13TH	14TH	15TH
1	PP34	BB31	FP30	NR31	TM30	PF29	BS27	OS26	ND25	WC25	MC25	TL24	WJ24	CH20	NI18
2	PP34	BB31	FP30	NR31	PF31	TM30	BS27	OS26	WC25	ND25	MC25	TL24	WJ24	CH20	NI19
3	PP36	BB33	FP32	NR33	PF33	TM30	BS29	WC27	OS27	MC27	WJ26	ND25	TL24	NI21	CH20
4	PP36	BB33	FP32	NR33	PF33	TM30	BS29	WC27	OS27	MC27	WJ26	ND25	TL24	NI21	CH20
5	PP36	BB35	FP34	NR33	PF33	TM32	BS29	OS29	WC27	MC27	WJ26	ND25	TL24	NI21	CH20
6	PP36	BB35	FP34	NR33	PF33	TM33	BS29	OS29	WJ28	MC28	WC27	ND27	TL24	NI23	CH20
7	PP36	BB35	FP34	PF35	NR33	TM33	BS30	WC29	OS29	WJ28	MC28	ND27	TL24	NI23	CH22
8	PF37	FP36	BB35	PP36	NR34	TM33	BS30	OS30	WC29	ND29	MC29	WJ28	TL26	NI24	CH22
9	PF37	FP37	BB35	PP36	NR34	TM33	BS32	WC31	WJ30	OS30	ND29	MC29	TL26	NI24	CH22
10	PF39	BB37	FP37	PP38	NR36	TM33	BS32	WC31	MC31	WJ30	OS30	ND29	TL26	NI24	CH22
11	PF39	BB37	FP37	NR38	PP38	TM33	BS32	WC31	MC31	WJ30	OS30	ND29	TL26	NI24	CH22
12	PF39	BB37	FP37	NR38	PP38	TM33	BS32	WC31	ND31	MC31	WJ30	OS30	TL26	NI24	CH22
13	PF41	BB39	FP38	NR38	PP38	TM35	BS33	ND33	MC33	WJ32	OS32	WC31	TL26	NI24	CH23
14	PF41	BB41	FP38	NR38	PP38	TM35	BS33	ND33	MC33	WJ32	OS32	WC31	TL26	NI24	CH23
15	PF43	BB41	FP38	NR38	PP38	TM35	WC33	BS33	ND33	MC33	WJ32	OS32	TL28	CH25	NI24
16	PF43	BB41	FP40	NR38	PP38	BS35	TM35	ND35	OS34	WC33	MC33	WJ32	TL28	CH25	NI24
17	PF43	BB43	FP40	NR40	PP40	ND37	BS35	TM35	WJ34	OS34	WC33	MC33	TL30	NI26	CH25
18	PF43	BB43	FP42	NR40	PP40	ND37	BS35	TM35	WJ34	OS34	WC33	MC33	TL30	NI26	CH26
19	BB45	PF44	FP42	NR40	PP40	ND37	TM36	BS35	WJ34	OS34	WC33	MC33	TL30	NI26	CH26
20	BB45	PF44	FP42	NR42	PP42	ND37	TM36	OS36	WC35	BS35	WJ35	MC33	TL30	NI28	CH26
21	PF46	BB45	FP42	NR42	PP42	ND37	TM36	OS36	WC35	BS35	WJ35	MC33	TL30	NI28	CH26
22	PF46	BB45	FP43	NR44	PP42	TM38	OS38	ND37	WJ37	WC35	BS35	MC33	TL30	NI28	CH26
23	BB47	NR46	FP43	PF46	PP44	TM40	ND39	OS39	WJ37	WC36	BS35	MC33	TL31	NI28	CH28
24	H O L I D A Y														
25	B R E A K														
26	NR48	BB47	FP43	PF46	PP44	TM40	ND39	OS39	BS37	WJ37	WC36	MC33	TL31	CH30	NI28
27	NR48	BB47	FP45	PF46	PP46	TM40	ND39	WJ39	OS39	BS37	WC36	MC35	TL33	CH30	NI28
28	BB49	NR48	FP45	PF46	PP46	ND41	TM40	WJ39	OS39	WC38	BS37	MC35	TL33	CH30	NI28
29	BB49	NR48	FP45	PF48	PP46	ND41	WJ41	TM41	OS39	WC38	BS37	TL35	MC35	CH32	NI30
30	NR50	BB49	FP45	PF48	PP46	ND41	WJ41	TM41	OS41	WC40	BS37	TL35	MC35	CH32	NI30
31	NR50	BB49	FP47	PF48	PP46	ND43	WJ43	OS43	WC42	TM41	BS38	TL37	MC35	NI32	CH32

JAN	1ST	2ND	3RD	4TH	5TH	6TH	7TH	8TH	9TH	10TH	11TH	12TH	13TH	14TH	15TH
1	NR50	BB49	FP47	PF48	PP46	ND43	WJ43	OS43	WC42	TM41	BS38	TL37	MC35	NI32	CH32
2	NR52	BB49	FP47	PF48	PP46	OS45	ND44	WJ43	WC42	TM41	BS38	TL37	MC35	NI32	CH32
3	NR52	BB49	FP47	PF48	PP46	OS45	WC44	ND44	WJ43	TM43	BS40	TL37	MC35	NI34	CH33
4	NR52	BB51	FP47	PF48	PP46	OS45	WC44	ND44	WJ43	TM43	BS40	TL37	MC37	NI34	CH33
5	NR54	BB53	FP48	PF50	OS47	PP46	TM45	WC44	ND44	WJ43	BS40	TL37	MC37	NI34	CH33
6	NR54	BB53	FP48	PF50	OS47	PP46	ND46	TM45	WC44	WJ43	BS40	TL37	MC37	CH35	NI34

Legend: ND=Devils, BB=Boston, BS=Buffalo, CH=Carolina, FP=Florida, MC=Montreal, NI=NY Islanders, NR=NY Rangers, OS=Ottawa, PF=Philadelphia, PP=Pittsburgh, TL=Tampa Bay, TM=Toronto, WC=Washington, WJ=Winnipeg. Standings reflect points after games of date played; 1st, 2nd & 3rd = 1st place teams in Atlantic, Northeast & Southeast Divisions.

2011-12 NJD SEASON IN REVIEW

Eastern Conference Day-By-Day Standings

7	NR56	BB53	FP48	PF52	OS48	ND48	TM47	PP46	WJ45	WC44	BS41	MC39	MC37	CH35	NI34
8	NR56	BS53	FP48	PF52	OS50	ND48	TM47	PP46	WJ45	WC44	BS41	MC39	TL37	CH35	NI34
9	NR56	BB53	FP50	PF52	OS50	ND48	TM47	PP46	WJ45	WC44	BS41	MC39	TL37	CH35	NI34
10	NR58	BB55	FP50	PF54	OS52	TM49	ND48	PP46	WJ45	WC44	BS41	MC39	TL38	NI36	CH35
11	NR58	BB55	FP50	PF54	OS52	ND50	TM49	WC46	PP46	WJ45	BS41	MC39	TL38	NI36	CH35
12	NR58	BB57	FP50	PF56	OS54	ND50	TM49	WC46	PP46	WJ45	BS41	MC39	TL38	CH37	NI36
13	NR58	BB57	FP50	PF56	OS54	ND50	TM49	WC48	PP48	WJ45	BS43	MC39	TL38	CH37	NI36
14	NR60	BB57	FP50	PF56	OS56	ND52	TM49	WC48	PP48	WJ45	BS43	MC40	CH39	NI38	TL48
15	NR60	BB57	WC50	PF56	OS56	ND52	PP50	PP50	TM49	WJ45	BS43	MC42	CH39	NI38	TL38
16	NR60	BB59	FP51	PF56	OS56	ND52	WC50	PP50	TM49	WJ47	BS43	MC42	CH39	NI38	TL38
17	NR62	BB59	FP51	PF58	OS58	ND54	PP52	WC50	TM49	WJ47	BS43	MC42	NI40	TL40	CH40
18	NR62	BB59	WC52	PF58	OS58	ND54	PP52	FP52	TM49	WJ47	BS43	MC42	NI40	TL40	CH40
19	NR62	BB61	WC52	OS60	PF58	PP54	ND54	FP52	TM51	WJ49	BS43	NI42	MC42	TL40	CH40
20	NR62	BB61	WC52	OS60	PF58	PP56	ND54	FP52	TM51	WJ49	BS43	MC43	NI42	TL42	CH42
21	NR64	BB62	FP54	PF60	OS60	PP56	ND54	WC52	TM51	WJ50	MC45	NI44	TL44	BS43	CH43
22	NR64	BB64	FP54	PF61	OS60	PP58	ND54	WC53	TM51	WJ50	MC45	NI44	TL44	BS43	CH43
23	NR64	BB64	FP54	PF61	OS60	PP58	ND54	WC53	TM53	WJ50	MC45	CH45	TL44	NI44	BS43
24	NR66	BB64	WC55	PF63	PP60	OS60	FP55	ND55	TM55	WJ50	TL46	MC45	NI45	BS45	CH45
25	NR66	BB64	WC55	PF63	PP60	OS60	FP55	ND55	TM55	WJ50	MC47	TL46	NI45	BS45	CH45
26	A L L - S T A R B R E A K														
27															
28															
29															
30															
31	NR67	BB66	WC56	PF64	PP62	OS60	ND57	TM56	FP55	WJ52	TL48	NI47	MC47	BS47	CH45

FEB	1ST	2ND	3RD	4TH	5TH	6TH	7TH	8TH	9TH	10TH	11TH	12TH	13TH	14TH	15TH
1	NR69	BB66	FP57	PF64	PP62	OS60	TM58	ND57	WC56	WJ52	TL48	BS48	NI47	MC47	CH45
2	NR69	BB66	FP57	PF66	PP52	OS60	ND59	TM58	WC56	WJ54	TL49	BS48	NI47	MC47	CH47
3	NR69	BB66	FP59	PF66	PP62	OS61	ND59	TM58	WC56	WJ54	TL49	NI49	BS48	MC47	CH47
4	NR69	BB66	FP59	PF66	PP64	ND61	OS61	TM60	WC58	WJ54	TL51	NI50	BS50	CH49	MC47
5	NR71	BB68	FP59	PF66	PP64	ND63	OS61	TM60	WC58	WJ54	TL51	NI50	BS50	MC49	CH49
6	NR71	BB68	FP59	PF66	PP64	ND63	TM62	OS61	WC58	WJ54	TL51	NI50	BS50	MC49	CH49
7	NR71	BB68	WC60	PF67	ND65	PP65	TM62	OS61	FP59	WJ56	NI52	TL51	MC51	BS50	CH49
8	NR71	BB68	WC60	PF67	ND65	PP65	TM62	OS61	FP59	WJ56	NI52	BS52	TL51	MC51	CH50
9	NR73	BB68	FP61	PF69	ND66	PP65	OS63	TM62	WC61	WJ58	MC53	TL52	BS52	NI52	CH50
10	NR73	BB68	FP61	PF69	ND66	PP65	OS63	TM62	WC61	WJ58	BS54	MC53	TL52	NI52	CH51
11	NR75	BB70	FP63	PF69	PP67	ND66	OS64	TM62	WC61	WJ58	MC55	TL54	NI54	BS54	CH51
12	NR77	BB70	FP65	PF69	PP69	ND66	OS64	TM62	WC61	WJ58	MC55	TL54	NI54	BS54	CH51
13	NR77	BB70	FP65	PF69	PP69	ND66	OS64	TM62	WC61	WJ58	MC55	TL54	NI54	BS54	CH53
14	NR79	BB70	FP65	PF69	PP69	ND68	OS66	TM62	WC61	WJ58	NI56	MC55	TL54	BS54	CH53
15	NR79	BB72	FP65	PF69	PP69	ND68	OS68	TM64	WC61	WJ58	NI56	MC56	TL54	BS54	CH53
16	NR79	BB72	FP65	PF71	PP69	ND68	OS68	TM64	WC61	WJ60	TL56	NI56	MC56	BS54	CH53
17	NR79	BB72	FP65	PF71	ND70	PP69	OS68	TM64	WC63	WJ62	MC58	TL56	NI56	CH55	BS55
18	NR79	BB72	FP65	PF71	PP71	ND70	OS68	TM64	WC63	WJ62	TL58	NI58	MC58	BS55	CH55
19	NR81	BB72	FP65	ND72	PF71	PP71	OS68	TM64	WJ64	WC63	TL58	NI58	MC58	BS57	CH55
20	NR81	BB72	FP65	ND72	PF71	PP71	OS70	TM64	WJ64	WC63	TL58	NI58	MC58	BS57	CH57
21	NR81	BB72	FP65	ND74	PF73	PP73	OS70	TM65	WJ65	WC63	TL60	BS59	NI58	MC58	CH57
22	NR81	BB74	FP65	ND74	PF73	PP73	OS72	TM65	WJ65	WC63	TL60	BS59	NI58	MC58	CH57
23	NR81	BB74	WJ67	ND74	PF73	PP73	OS72	FP66	TM65	WC63	TL60	BS59	NI58	CH58	MC58

Legend: ND=Devils, BB=Boston, BS=Buffalo, CH=Carolina, FP=Florida, MC=Montreal, NI=NY Islanders, NR=NY Rangers, OS=Ottawa, PF=Philadelphia, PP=Pittsburgh, TL=Tampa Bay, TM=Toronto, WC=Washington, WJ=Winnipeg. Standings reflect points after games of date played; 1st, 2nd & 3rd = 1st place teams in Atlantic, Northeast & Southeast Divisions.

2011-12 NJD SEASON IN REVIEW

Eastern Conference Day-By-Day Standings

24	NR82	BB75	WJ67	ND74	PF73	PP73	OS72	FP66	WC65	TM65	BS61	TL60	NI60	CH58	MC58
25	NR84	BB77	FP68	PF75	PP75	ND74	OS72	WJ68	WC67	TM65	BS62	TL60	NI60	CH59	MC58
26	NR84	BB77	FP70	PP77	PF75	ND74	OS74	WJ68	WC67	TM65	TL62	BS62	NI60	CH59	MC58
27	NR86	BB77	FP70	PP77	PF75	ND74	OS74	WJ68	WC67	TM65	TL62	BS62	NI60	CH59	MC58
28	NR86	BB77	FP72	PP77	OS76	PF75	ND74	WC69	WJ68	TM65	TL64	BS62	CH61	NI61	MC58
29	NR86	BB77	FP72	PP79	OS76	PF75	ND74	WC69	WJ68	TM65	TL64	BS64	CH61	NI61	MC58

MAR	1ST	2ND	3RD	4TH	5TH	6TH	7TH	8TH	9TH	10TH	11TH	12TH	13TH	14TH	15TH
1	NR88	BB79	FP72	PP79	PF77	OS76	ND75	WJ70	WC69	BS66	TM65	TL64	CH61	NI61	MC60
2	NR89	BB79	FP72	PP79	PF77	ND77	OS76	WJ70	WC69	TL66	BS66	TM65	CH61	NI61	MC60
3	NR89	BB79	FP72	PP81	PF77	ND77	OS76	WJ70	WC69	TL68	BS68	TM67	NI63	CH62	MC60
4	NR91	BB79	FP74	PP81	PF79	ND77	OS76	WJ70	WC69	TL68	BS68	TM67	NI65	CH62	MC60
5	NR91	BB79	FP74	PP83	PF79	ND77	OS76	WJ72	WC69	TL68	BS68	TM67	NI65	CH62	MC60
6	NR91	BB81	FP74	PP83	PF81	ND79	OS78	WJ72	WC70	TL68	BS68	TM67	NI65	CH64	MC60
7	NR91	BB81	FP74	PP85	PF81	ND79	OS78	WJ72	WC70	BS70	TL68	TM67	NI65	CH65	MC60
8	NR91	BB83	FP74	PP85	PF83	ND81	OS80	WC27	WJ72	BS70	TL69	TM67	CH65	NI65	MC62
9	NR91	BB83	FP75	PP87	PF83	ND81	OS80	WC72	WJ72	BS70	TL69	TM67	CH65	NI65	MC62
10	NR91	BB83	FP75	PP87	PF85	ND83	OS81	WC74	WJ72	BS72	TL69	TM68	CH67	NI65	MC64
11	NR93	BB83	FP77	PP89	PF85	ND85	OS81	WC76	WJ72	BS72	TL69	TM68	CH67	NI66	MC64
12	NR93	BB83	FP77	PP89	PF85	ND85	OS81	WC76	BS74	WJ72	TL69	TM68	CH67	NI66	MC65
13	NR95	BB83	FP79	PP89	PF87	ND85	OS81	WC78	BS74	WJ72	TL71	TM68	CH67	NI67	MC65
14	NR95	BB83	FP79	PP89	PF87	ND85	OS82	WC78	BS75	WJ74	TL71	TM68	CH67	NI67	MC67
15	NR95	BB83	FP81	PP91	PF89	ND87	OS82	WC78	BS75	WJ74	TL71	TM70	CH69	MC67	NI67
16	NR95	OS84	FP81	PP91	PF89	ND87	BB83	WC78	WJ76	BS75	TL71	TM70	CH69	MC68	NI67
17	NR95	BB85	FP83	PP93	PF90	ND87	OS84	WC78	WJ76	BS76	TM72	TL71	CH71	NI69	MC69
18	NR95	BB85	FP83	PP94	PF92	ND87	OS84	WC78	WJ76	BS76	CH73	TM72	TL71	NI69	MC69
19	NR97	BB87	FP83	PP94	PF92	ND87	OS84	WC80	BS78	WJ76	CH73	TM72	TL71	NI69	MC69
20	NR97	BB87	FP85	PP96	PF92	ND89	OS84	WC80	BS78	WJ76	CH73	TM72	TL71	NI71	MC69
21	NR99	BB87	FP85	PP96	PF92	ND89	OS84	WC80	BS80	WJ76	CH75	TM72	TL71	NI71	MC69
22	NR99	BB87	FP85	PP98	PF94	ND89	OS84	WC81	BS80	WJ76	CH75	TL73	TM72	NI71	MC69
23	NR99	BB87	FP86	PP98	PF94	ND90	OS84	WC82	BS82	WJ78	CH75	TM74	TL73	NI71	MC71
24	NR101	BB89	FP86	PP98	PF96	ND90	OS86	BS84	WC82	WJ78	TL75	CH75	TM75	NI71	MC71
25	NR101	BB91	FP87	PP100	PF96	ND90	OS86	WC84	BS84	WJ78	TL75	CH75	TM75	NI73	MC71
26	NR101	BB91	FP87	PP100	PF96	ND90	OS88	WC84	BS84	WJ78	TL77	CH75	TM75	NI73	MC71
27	NR103	BB93	FP89	PP100	PF96	ND92	OS88	BS86	WC84	WJ78	TL77	CH77	NI75	TM75	MC72
28	NR105	BB93	FP89	PP100	PF96	ND92	OS88	BS86	WC84	WJ78	TL77	CH77	NI75	TM75	MC72
29	NR105	BB94	FP90	PP100	PF98	ND94	OS88	BS86	WC86	WJ78	TL77	CH77	NI77	TM75	MC72
30	NR107	BB94	FP90	PP102	PF98	ND94	OS88	WC86	BS86	WJ80	CH78	TL77	NI77	TM75	MC72
31	NR107	BB96	FP90	PP102	PF99	ND96	OS90	WC88	BS86	WJ81	TL79	CH78	NI77	TM77	MC73

APR	1ST	2ND	3RD	4TH	5TH	6TH	7TH	8TH	9TH	10TH	11TH	12TH	13TH	14TH	15TH
1	NR107	BB98	FP91	PP102	PF101	ND96	OS92	WC88	BS86	WJ81	TL79	CH78	TM77	NI77	MC73
2	NR107	BB98	FP91	PP102	PF101	ND96	OS92	WC88	BS86	TL81	WJ81	CH78	TM77	NI77	MC73
3	NR109	BB98	FP92	PP104	PF101	ND98	OS92	WC88	BS88	WJ83	TL81	CH80	TM78	NI77	MC73
4	NR109	BB98	FP92	PP104	PF101	ND98	OS92	WC88	BS88	WJ83	TL81	CH0	TM78	NI77	MC75
5	NR109	BB100	FP92	PP106	PF103	ND100	OS92	WC90	BS88	WJ83	TL82	CH82	TM80	NI79	MC76
6	NR109	BB100	FP92	PP106	PF103	ND100	OS92	WC90	BS88	WJ83	TL82	CH82	TM80	NI79	MC76
7	NR109	BB102	FP94	PP108	PF103	ND102	WC92	OS92	BS89	TL84	WJ84	CH82	TM80	NI79	MC78

Legend: ND=Devils, BB=Boston, BS=Buffalo, CH=Carolina, FP=Florida, MC=Montreal, NI=NY Islanders, NR=NY Rangers, OS=Ottawa, PF=Philadelphia, PP=Pittsburgh, TL=Tampa Bay, TM=Toronto, WC=Washington, WJ=Winnipeg. Standings reflect points after games of date played; 1st, 2nd & 3rd = 1st place teams in Atlantic, Northeast & Southeast Divisions.

2011-12 NJD SEASON IN REVIEW

DEVILS RECORD TEAM-BY-TEAM

2011-2012

<u>ANAHEIM</u> W - L - OT 1 0 0 02/17, H Ws, 3-2	<u>BOSTON</u> W - L - OT 0 3 1 11/15, A L, 3-4 01/04, H L, 1-6 01/19, H L, 1-4 03/01, A Lo, 3-4	<u>BUFFALO</u> W - L - OT 3 0 1 11/16, A W, 5-3 12/28, H W, 3-1 01/24, H Ls, 1-2 02/14, A W, 4-1	<u>CALGARY</u> W - L - OT 0 1 0 01/10, A L, 3-6	<u>CAROLINA</u> W - L - OT 3 1 0 10/10, H W, 4-2* 11/08, H W, 3-2 12/26, A L, 2-4 03/31, A W, 5-0
<u>CHICAGO</u> W - L - OT 1 0 0 03/27, H Ws 2-1	<u>COLORADO</u> W - L - OT 1 1 0 11/30, A L, 1-6 03/15, H Ws, 1-0	<u>COLUMBUS</u> W - L - OT 1 0 0 11/23, H Ws, 2-1	<u>DALLAS</u> W - L - OT 1 1 0 10/29, A L, 1-3 12/16, H W, 6-3	<u>DETROIT</u> W - L - OT 1 0 0 04/05, A W 2-1
<u>EDMONTON</u> W - L - OT 1 0 0 01/11, A Wo, 2-1	<u>FLORIDA</u> W - L - OT 2 2 0 11/21, A L, 3-4 12/13, A Ws, 3-2 01/06, H W, 5-2 02/11, H* L, 1-3	<u>LOS ANGELES</u> W - L - OT 2 0 0 10/13, H Ws, 2-1 10/25, A W, 3-0	<u>MINNESOTA</u> W - L - OT 0 1 0 12/02, A L, 2-4	<u>MONTREAL</u> W - L - OT 3 1 0 12/10, H* L, 1-2 12/17, A W, 5-3 02/02, H W, 5-3 02/19, A W, 3-1
<u>NASHVILLE</u> W - L - OT 1 0 0 10/15, A Ws, 3-2	<u>NY ISLANDERS</u> W - L - OT 4 2 0 11/25, A* W, 1-0 11/26, H* L, 2-3 03/04, A* L, 0-1 03/08, H W, 5-1 03/10, A W, 2-1 04/03, H W, 3-1	<u>NY RANGERS</u> W - L - OT 3 3 0 12/20, H L, 1-4 01/31, H Ws, 4-3 02/07, A W, 1-0 02/27, A L, 0-2 03/06, H W, 4-1 03/19, A L, 2-4	<u>OTTAWA</u> W - L - OT 3 0 1 12/08, H Ws, 5-4 01/02, A Lo, 2-3 03/20, A W, 1-0 04/07, H*W, 4-2	<u>PHILADELPHIA</u> W - L - OT 3 3 0 10/08, H L, 0-3 11/03, A Ws, 4-3 01/21, H* L, 1-4 02/04, A* W, 6-4 03/11, H W, 4-1 03/13, A L, 0-3
<u>PHOENIX</u> W - L - OT 0 1 0 10/27, A L, 3-5	<u>PITTSBURGH</u> W - L - OT 3 3 0 10/22, A L, 1-4 12/31, H* W, 3-1 01/07, A W, 3-1 02/05, H* W, 5-2 03/17, H* L, 2-5 03/25, A L, 2-5	<u>SAN JOSE</u> W - L - OT 0 0 1 10/21, H Ls, 3-4	<u>ST. LOUIS</u> W - L - OT 0 0 1 02/09, H Ls, 3-4	<u>TAMPA BAY</u> W - L - OT 3 1 0 11/19, A W, 4-2 12/12, A W, 5-4 02/26, H* L, 3-4 03/29, H W, 6-4
<u>TORONTO</u> W - L - OT 2 1 1 11/02, H L, 3-5 12/06, A Wo, 3-2 02/21, A Wo, 4-3 03/23, H Ls, 3-4	<u>VANCOUVER</u> W - L - OT 0 1 0 02/24, H L, 1-2	<u>WASHINGTON</u> W - L - OT 3 1 0 11/11 H L, 1-3 11/12, A Ws, 3-2 12/23, H Ws, 4-3 03/02, A W, 5-0	<u>WINNIPEG</u> W - L - OT 3 1 0 11/05, H Wo, 3-2 12/03, A L, 2-4 01/14, A W, 2-1 01/17, H W, 5-1	

* - Indicates afternoon game.

	<u>HOME</u>	<u>GF-GA</u>	<u>AWAY</u>	<u>GF-GA</u>	<u>TOTAL</u>	<u>GF-GA</u>
vs. ATLANTIC	7-5-0	34-29	6-6-0	22-28	13-11-0	56-57
vs. NORTHEAST	4-4-2	27-33	7-1-2	33-24	11-5-4	60-57
vs. SOUTHEAST	7-3-0	35-26	7-3-0	34-23	14-6-0	69-49
vs. CENTRAL	2-0-1	7-6	2-0-0	5-3	4-0-1	12-9
vs. NORTHWEST	1-1-0	2-2	1-3-0	8-17	2-4-0	10-19
vs. PACIFIC	3-0-1	14-10	1-2-0	7-8	4-2-1	21-18
TOTALS	24-13-4	119-106	24-15-2	109-103	48-28-6	228-209

2011-12 NJD SEASON IN REVIEW

2011-12 SEASON HIGHS & LOWS TEAM

FOR DEVILS		AGAINST DEVILS
5 – @ Car. 3/31 (5-0) @ Wsh. 3/2 (5-0)	LARGEST MARGIN OF VICTORY	5 – vs. Bos 1/4 (1-6) @ Col. 11/30 (1-6)
6 – vs. TB 3/29 (6-4) @ Phi. 2/4 (6-4) vs. Dal. 12/16 (6-3)	MOST GOALS, GAME	6 – @ Cgy. 1/10 (3-6) vs. Bos. 1/4 (1-6) @ Col. 11/30 (1-6)
4 – vs. TB 3/29 (6-4, 2 nd)	MOST GOALS, PERIOD	4 – @ Phi. 2/4 (6-4, 3 rd) @ Cgy. 1/10 (3-6, 1 st)
0:28 – @ TB 12/12 (P. Sykora vs. D. Roloson) (5-4)	FASTEST GOAL, START OF GAME	1:04 – @ Pit. 3/25 (C. Kunitz vs. M. Brodeur) (2-5)
0:22 – vs. NYI 4/3 (T. Zajac vs. A. Montoya, PPG, 2 nd) (3-1)	FASTEST GOAL, START OF PERIOD	*0:06 – @ Bos. 11/15 (B. Marchand vs. J. Hedberg, 3 rd) (3-4)
46 – vs. Tor. 3/23 (3-4 SO)	MOST SHOTS, GAME	44 – vs. Pit. 3/17 (2-5)
21 – @ Cgy. 1/10 (3-6 3 rd)	MOST SHOTS, PERIOD	24 – @ Phi. 2/4 (6-4, 3 rd)
13 – @ NYR 2/27 (0-2)	FEWEST SHOTS, GAME	14 – vs. Buf. 1/24 (1-2 SO) @ Cgy. 1/10 (3-6)
1 – @ NYR 2/7 (1-0 3 rd) @ Phi. 2/4 (6-4 3 rd)	FEWEST SHOTS, PERIOD[^]	1 – @ Fla. 12/13 (3-2 SO, 3 rd)
48 – vs. Pit. 3/17 (2-5)	MOST PENALTY MINUTES, GAME	33 – vs. NYI 4/3 (3-1)
0 – vs. Tor. 3/23 (3-4 SO)	FEWEST PENALTY MINUTES, GAME	2 – @ Phx. 10/27 (3-5)

FOR DEVILS	INDIVIDUAL	AGAINST DEVILS
3 – I. Kovalchuk 3/8 @ NYI Z. Parise 3/2 @ Wsh. I. Kovalchuk 2/14 @ Buf.	MOST GOALS, GAME	3 – Accomplished four times, last time R. Malone 3/29 vs. TB
3 – I. Kovalchuk vs. Mtl. 2/2 Z. Parise vs. Dal. 12/16	MOST ASSISTS, GAME	3 – Accomplished four times, last time S. Crosby vs. Pit. 3/17
4 – I. Kovalchuk (3g-1a) @ Buf. 2/14 Z. Parise (1g-3a) vs. Dal. 12/16	MOST POINTS, GAME	4 – M. St. Louis (3g-1a) vs. TB 2/26 C. Glencross (1g-3a) @ Cgy. 1/10
3 – I. Kovalchuk (2g-1 – 3 rd) @ Buf. 2/14 Z. Parise (1g-2a – 2 nd) @ TB 12/12	MOST POINTS, PERIOD	3 – J. Lupul (3g – 2 nd) vs. Tor. 11/2
9 – D. Clarkson @ Phi. 11/3	MOST SHOTS, GAME	8 – P. Kessel @ Tor. 12/6
+4 – B. Salvador vs. Dal. 12/16	BEST +/-, GAME	+4 – S. Weiss @ Fla. 11/21
-4 – Accomplished four times, last time A. Larsson, H. Tallinder vs. Bos. 1/4	WORST +/-, GAME	-4 – Accomplished seven times, last time C. Kunitz, E. Malkin, J. Neal vs. Pit. 2/5
21 – D. Clarkson vs. Phi. 10/8 (3 min., 1 maj., 1 misc.)	MOST PENALTY MINUTES, GAME	17 – Z. Konopka vs. Ott. 12/8 (min., maj., misc.)

SEASON-HIGH STREAKS	
LONGEST WINNING	6 – 3/27-4/7
LONGEST POINTS	7 – 1/24-2/9 (5-0-2)
LONGEST LOSING	4 – 2/24-3/1 (0-3-1) 11/26-12/3 (0-4-0)
CONSECUTIVE GOAL-SCORING	4 – Z. Parise (5g) 1/31-2/5 I. Kovalchuk (5g) 1/6-11
CONSECUTIVE ASSIST-SCORING	6 – Z. Parise (6a) 11/26-12/8
CONSECUTIVE POINT-SCORING	7 – Z. Parise (6g-3a) 1/24-2/9 P. Elias, three times, most recently: (2g-6a) 1/24-2/9 A. Henrique (2g-7a) 11/25-12/8

* - Team Record

** - Ties Team Record

[^] - Excluding overtime periods

2011-12 NJD SEASON IN REVIEW

THE LAST TIME IN THE REGULAR SEASON THE DEVILS...

HOME		ROAD
3/15/12, 1-0 vs. Col. (M. Brodeur, 28 saves)	HAD A SHUTOUT	3/31/12, 5-0 @ Ott. (M. Brodeur, 22 saves)
3/15/12, 1-0 vs. Col. (J.S. Giguere, 33 saves)	WERE SHUTOUT	3/13/12, 0-3 @ Phi. (I. Bryzgalov, 17 saves)
Never accomplished	SCORED 10 GOALS	Never accomplished
3/23/93, 9-3 win vs. TB	SCORED 9 GOALS	10/28/00, 9-0 win @ Pit.
12/12/08, 8-5 win vs. NYR	SCORED 8 GOALS	11/25/05, 8-2 win @ TB
10/25/84, 2-11 loss vs. NYR	ALLOWED 10 GOALS	12/4/85, 7-10 loss @ Tor.
2/11/09, 50 shots in 4-2 win vs. NYI	HAD 50 SHOTS IN A GAME	3/2/09, 52 shots in 3-2 OT win @ Tor.
Never accomplished	ALLOWED 50 SHOTS IN A GAME	1/12/10, 51 shots in 1-0 SO win @ NYR
1/7/83, 3 rd per. of 2-2 tie vs. Bos.	HAD NO SHOTS IN A PERIOD*	Never accomplished
10/29/02, 3 rd per. of 1-2 loss vs. Car.	ALLOWED NO SHOTS IN A PERIOD*	10/10/98, 1 st per. of 1-2 loss @ Chi.
4/10/11, 2 nd per. of 3-2 win vs. Bos.	ALLOWED 1 SHOT IN A PERIOD*	12/13/11, 3 rd per. 3-2 SO win @ Fla.
12/31/11, I. Kovalchuk, successful vs. M.A. Fleury in 3-1 win vs. Pit.	HAD A PENALTY SHOT	1/14/12, P. Elias, unsuccessful vs. O. Pavelec in 2-1 win @ Wpg.
12/31/11, I. Kovalchuk, successful vs. M.A. Fleury in 3-1 win vs. Pit	SCORED ON A PENALTY SHOT	3/10/00, P. Elias, scored vs. D. Rhodes in 9-0 win @ Atl.
3/17/12, C. Kunitz stopped vs. M. Brodeur in 2-5 loss vs. Pit.	FACED A PENALTY SHOT	3/20/12, E. Condra stopped vs. J. Hedberg in 1-0 win @ Ott.
3/8/12, I. Kovalchuk vs. E. Nabokov in 5-1 win vs. NYI	HAD A HAT TRICK	3/2/12, Z. Parise vs. M. Neuvirth in 5-0 win @ Wsh.
3/29/12, R. Malone vs. M. Brodeur in 6-4 win vs. TB	ALLOWED A HAT TRICK	3/1/12 D. Krejci vs. M. Brodeur in 3-4 OT loss @ Bos.

* Excluding overtime periods

2011-12 NJD SEASON IN REVIEW

THE LAST TIME IN THE PLAYOFFS THE DEVILS...

HOME		ROAD
04/23/09, 1-0 win vs. Car. (M. Brodeur, 44 saves)	HAD A SHUTOUT	04/26/06, 3-0 win @ NYR (M. Brodeur, 25 saves)
04/22/10, 0-3 loss vs. Phi. (B. Boucher, 28 saves)	WERE SHUTOUT	04/26/09, 0-4 loss @ Car. (C. Ward, 28 saves)
04/22/88, 10-4 win vs. Wsh.	SCORED 10 GOALS	Never accomplished
Never (excl. 10-goal game)	SCORED 9 GOALS	Never accomplished
Never (excl. 10-goal game)	SCORED 8 GOALS	Never accomplished
Never accomplished	ALLOWED 10 GOALS	Never accomplished
05/26/95, 51 shots in 2-1 win vs. Pit.	HAD 50 SHOTS IN A GAME	04/24/97, 57 shots in 3-4 3OT loss @ Mtl.
05/19/94, 50 shots in 2-3 OT loss vs. NYR	ALLOWED 50 SHOTS IN A GAME	04/27/94, 50 shots in 0-1 4OT loss @ Buf.
Never accomplished	HAD NO SHOTS IN A PERIOD*	Never accomplished
Never accomplished	ALLOWED NO SHOTS IN PERIOD*	Never accomplished
Never accomplished	ALLOWED 1 SHOT IN A PERIOD*	05/08/00, 3rd period of 3-0 win vs. Tor.
Never accomplished	HAD A PENALTY SHOT	Never accomplished
Never accomplished	SCORED ON A PENALTY SHOT	Never accomplished
Never accomplished	FACED A PENALTY SHOT	Never accomplished
04/24/06, John Madden vs. K. Weekes in 4-1 win vs. NYR	HAD A HAT TRICK	04/22/97, Valeri Zelepukin vs. J. Thibault in 6-4 win @ Mtl.
05/25/94, Mark Messier vs. M. Brodeur in 2-4 loss vs. NYR	ALLOWED A HAT TRICK	04/25/99, Martin Straka vs. M. Brodeur in 2-4 loss @ Pit.

* Excluding overtime periods

2011-12 NJD SEASON IN REVIEW



Series vs. Eastern Conference Teams New Jersey Devils vs. Boston Bruins

Won-0 Lost-3 OT-1

at NEW JERSEY

Jan. 4, 2012	DEVILS	1	BRUINS	6	15,832	BRODEUR/THOMAS	NATHAN HORTON
Jan. 19, 2012	DEVILS	1	BRUINS	4	14,941	BRODEUR/THOMAS	NATHAN HORTON

at BOSTON

Nov. 15, 2011	DEVILS	3	BRUINS	4	17,565	HEDBERG/THOMAS	BENOIT POULIOT
Mar. 1, 2012	DEVILS	3	BRUINS	4 (OT)	17,565	BRODEUR/THOMAS	DAVID KREJCI

Goals by Period	1st	2nd	3rd	OT/SO	Total	Shots by Period	1st	2nd	3rd	OT	Total
DEVILS	2	4	2	0/0	8	DEVILS	48	43	30	2	123
BRUINS	4	2	11	1/0	18	BRUINS	34	36	43	1	114

INDIVIDUAL SCORING

DEVILS	GP	G	A	P	+/-	PIM	PP	SH	GW	GD	EN	S	S%	BRUINS	GP	G	A	P	+/-	PIM	PP	SH	GW	GD	EN	S	S%	
David Clarkson	4	3	0	3	-3	2	2	0	0	0	0	15	20.0	David Krejci	4	4	2	6	1	0	0	0	1	0	0	8	50.0	
Zach Parise	4	1	2	3	-2	2	0	0	0	0	0	13	7.7	Gregory Campbell	4	2	3	5	6	5	0	0	0	0	0	2	100.0	
Petr Sykora	4	1	2	3	-2	2	0	0	0	0	0	10	10.0	Patrice Bergeron	4	2	2	4	5	0	0	0	0	0	0	6	33.3	
Nick Palmieri	1	2	0	2	1	0	0	0	0	0	0	2	100.0	Shawn Thornton	4	2	2	4	4	10	0	0	0	0	0	7	28.6	
Patrik Elias	4	1	1	2	-3	0	0	0	0	0	0	7	14.3	Milan Lucic	4	0	4	4	2	0	0	0	0	0	0	7	0.0	
Dainius Zubrus	4	0	2	2	-5	0	0	0	0	0	0	10	0.0	Chris Kelly	4	2	1	3	2	2	0	0	0	0	0	1	7	12.5
Mark Fayne	4	0	1	1	0	0	0	0	0	0	0	9	0.0	Tyler Seguin	4	1	2	3	4	2	0	0	0	0	0	8	12.5	
Adam Henrique	4	0	1	1	-2	0	0	0	0	0	0	1	0.0	Zdeno Chara	4	0	3	3	5	4	0	0	0	0	0	12	0.0	
Ilya Kovalchuk	3	0	1	1	-4	2	0	0	0	0	0	8	0.0	Nathan Horton	3	2	0	2	0	4	2	0	2	0	0	7	28.6	
Anton Volchenkov	3	0	1	1	-4	2	0	0	0	0	0	1	0.0	Brad Marchand	4	1	1	2	3	4	0	0	0	0	0	11	9.1	
Andy Greene	2	0	1	1	-1	0	0	0	0	0	0	5	0.0	Andrew Ference	3	1	1	2	4	0	0	0	0	0	0	5	20.0	
Jacob Josefson	2	0	1	1	1	0	0	0	0	0	0	1	0.0	Dennis Seidenberg	4	0	2	2	2	0	0	0	0	0	0	9	0.0	
Ryan Carter	4	0	0	0	-4	2	0	0	0	0	0	3	0.0	Daniel Paille	3	0	2	2	3	0	0	0	0	0	0	4	0.0	
Adam Larsson	4	0	0	0	-4	2	0	0	0	0	0	4	0.0	Rich Peverley	3	0	2	2	2	2	0	0	0	0	0	3	0.0	
Bryce Salvador	4	0	0	0	0	0	0	0	0	0	0	2	0.0	Benoit Pouliot	4	1	0	1	-2	10	0	0	1	0	0	3	33.3	
Cam Janssen	3	0	0	0	-1	5	0	0	0	0	0	3	0.0	Joe Corvo	4	0	1	1	1	0	0	0	0	0	0	4	0.0	
Eric Boulton	2	0	0	0	-2	5	0	0	0	0	0	1	0.0	Jordan Caron	2	0	1	1	-1	0	0	0	0	0	0	1	0.0	
Kurtis Foster	2	0	0	0	-3	0	0	0	0	0	0	6	0.0	Adam McQuaid	4	0	0	0	4	0	0	0	0	0	0	1	0.0	
Brad Mills	2	0	0	0	0	5	0	0	0	0	0	4	0.0	Johnny Boychuk	3	0	0	0	4	4	0	0	0	0	0	6	0.0	
Henrik Tallinder	2	0	0	0	-4	4	0	0	0	0	0	1	0.0	Steven Kampfer	1	0	0	0	0	0	0	0	0	0	0	1	0.0	
Matt Taormina	2	0	0	0	-1	0	0	0	0	0	0	2	0.0	Brian Rolston	1	0	0	0	0	2	0	0	0	0	0	1	0.0	
Mattias Tedenby	2	0	0	0	-4	0	0	0	0	0	0	8	0.0	Greg Zanon	1	0	0	0	0	0	0	0	0	0	0	1	0.0	
Steve Bernier	1	0	0	0	1	0	0	0	0	0	0	1	0.0															
Alexei Ponikarovsky	1	0	0	0	1	0	0	0	0	0	0	3	0.0															
Tim Sestito	1	0	0	0	-3	0	0	0	0	0	0	1	0.0															
Steve Zalewski	1	0	0	0	0	0	0	0	0	0	0	2	0.0															
Vladimir Zharkov	1	0	0	0	0	0	0	0	0	0	0	0	0.0															
Marek Zidlicky	1	0	0	0	-2	0	0	0	0	0	0	0	0.0															

Power Play: 2-12 (16.7%) / Penalty Killing: 7-9 (77.8%)

Power Play: 2-9 (22.2%) / Penalty Killing: 10-12 (83.3%)

GOALTENDING

DEVILS	GP	Min	W	L	OT	SO	GA	SA	SV	GAA	SV%	BRUINS	GP	Min	W	L	OT	SO	GA	SA	SV	GAA	SV%
Johan Hedberg	1	59	0	1	0	0	4	37	33	4.06	.892	Tim Thomas	4	243	4	0	0	0	8	123	115	1.98	.935
Martin Brodeur	3	182	0	2	1	0	13	76	63	4.29	.829												

2011-12 NJD SEASON IN REVIEW



Series vs. Eastern Conference Teams New Jersey Devils vs. Florida Panthers

		Won-2		Lost-2		OT-0			
at NEW JERSEY								ATTEND.	
Jan. 6, 2012	DEVILS	5	PANTHERS	2	15,793	GOALTENDERS		W/D GOAL	
Feb. 11, 2012	DEVILS	1	PANTHERS	3	14,938	HEDBERG/MARKSTROM		ILYA KOVALCHUK	
at FLORIDA								ATTEND.	
Nov. 21, 2011	DEVILS	3	PANTHERS	4	13,122	GOALTENDERS		W/D GOAL	
Dec. 13, 2011	DEVILS	3	PANTHERS	2 (SO)	14,669	BRODEUR/THEODORE		TOMAS FLEISCHMANN	
						BRODEUR/THEODORE		ILYA KOVALCHUK	

Goals by Period	1st	2nd	3rd	OT/SO	Total	Shots by Period	1st	2nd	3rd	OT	Total
DEVILS	5	2	4	0/1	12	DEVILS	51	41	24	0	116
PANTHERS	3	5	3	0/0	11	PANTHERS	38	36	28	4	106

INDIVIDUAL SCORING

DEVILS	GP	G	A	P	+/-	PIM	PP	SH	GW	GD	EN	S	S%	PANTHERS	GP	G	A	P	+/-	PIM	PP	SH	GW	GD	EN	S	S%
Ilya Kovalchuk	4	3	2	5	0	4	0	1	1	1	1	21	14.3	Kris Versteeg	4	5	1	6	2	0	0	1	1	0	9	55.6	
Patrik Elias	4	2	3	5	2	0	0	0	0	0	0	7	28.6	Stephen Weiss	4	1	4	5	3	8	0	1	0	0	5	20.0	
Zach Parise	4	2	1	3	-2	4	0	0	0	0	1	11	18.2	Marcel Goc	2	0	3	3	0	0	0	0	0	0	3	0.0	
Dainius Zubrus	4	1	2	3	3	4	0	0	0	0	0	3	33.3	Mikael Samuelsson	3	2	0	2	1	0	0	0	0	0	1	8	25.0
Henrik Tallinder	3	0	3	3	1	2	0	0	0	0	0	3	0.0	Tomas Fleischmann	4	1	1	2	0	2	0	0	1	0	9	11.1	
Adam Henrique	4	1	1	2	1	0	0	0	0	0	0	8	12.5	Jason Garrison	4	0	2	2	0	0	0	0	0	0	0	7	0.0
Bryce Salvador	4	0	2	2	1	6	0	0	0	0	0	4	0.0	Mike Weaver	4	0	2	2	4	2	0	0	0	0	0	3	0.0
Andy Greene	2	0	2	2	0	2	0	0	0	0	0	1	0.0	Krystofer Barch	3	1	0	1	1	7	0	0	0	0	0	2	50.0
Petr Sykora	4	1	0	1	2	0	0	0	0	0	0	12	8.3	Sean Bergenheim	3	1	0	1	-1	2	1	0	0	0	0	8	12.5
Steve Bernier	1	1	0	1	0	0	0	0	0	0	0	1	100.0	Brian Campell	4	0	1	1	0	0	0	0	0	0	0	7	0.0
Martin Brodeur	3	0	1	1	-	0	0	0	0	0	0	0	0.0	Tomas Kopecky	4	0	1	1	-3	0	0	0	0	0	0	10	0.0
Mark Fayne	4	0	1	1	2	2	0	0	0	0	0	6	0.0	Dmitry Kulikov	3	0	1	1	0	4	0	0	0	0	0	2	0.0
Adam Larsson	3	0	1	1	1	0	0	0	0	0	0	5	0.0	Erik Gudbranson	2	0	1	1	0	0	0	0	0	0	0	3	0.0
Matt Taormina	3	0	1	1	0	0	0	0	0	0	0	3	0.0	Michal Repik	2	0	1	1	0	0	0	0	0	0	0	2	0.0
Alexei Ponikarovsky	1	0	1	1	1	0	0	0	0	0	0	0	0.0	Shawn Matthias	4	0	0	0	-2	5	0	0	0	0	0	5	0.0
David Clarkson	4	0	0	0	-2	0	0	0	0	0	0	11	0.0	Mike Santorelli	4	0	0	0	-2	2	0	0	0	0	0	6	0.0
Cam Janssen	4	0	0	0	-2	5	0	0	0	0	0	0	0.0	Matt Bradley	3	0	0	0	-1	0	0	0	0	0	0	1	0.0
Eric Boulton	3	0	0	0	-1	0	0	0	0	0	0	3	0.0	Keaton Ellerby	3	0	0	0	-2	0	0	0	0	0	0	3	0.0
Ryan Carter	3	0	0	0	-2	0	0	0	0	0	0	1	0.0	Ed Jovanovski	3	0	0	0	-3	2	0	0	0	0	0	1	0.0
Kurtis Foster	3	0	0	0	0	0	0	0	0	0	0	11	0.0	John Madden	2	0	0	0	0	0	0	0	0	0	0	2	0.0
Tim Sestito	2	0	0	0	-1	0	0	0	0	0	0	0	0.0	Jack Skille	2	0	0	0	-2	2	0	0	0	0	0	3	0.0
Mattias Tedenby	2	0	0	0	-1	0	0	0	0	0	0	1	0.0	Marco Sturm	2	0	0	0	-1	0	0	0	0	0	0	2	0.0
Anton Volchenkov	2	0	0	0	0	0	0	0	0	0	0	1	0.0	Evgenii Dadonov	1	0	0	0	-2	0	0	0	0	0	0	2	0.0
Jacob Josefson	1	0	0	0	0	2	0	0	0	0	0	0	0.0	Tim Kennedy	1	0	0	0	0	0	0	0	0	0	0	2	0.0
Brad Mills	1	0	0	0	0	0	0	0	0	0	0	1	0.0	Tyson Strachan	1	0	0	0	-1	0	0	0	0	0	0	1	0.0
Rod Pelley	1	0	0	0	0	5	0	0	0	0	0	1	0.0														
Steve Zalewski	1	0	0	0	0	0	0	0	0	0	0	1	0.0														

Power Play: 0-11 (0.0%) / Penalty Killing: 10-11 (90.9%)

Power Play: 1-11 (9.1%) / Penalty Killing: 11-11 (100.0%)

GOALTENDING

DEVILS	GP	Min	W	L	OT	SO	GA	SA	SV	GAA	SV%	PANTHERS	GP	Min	W	L	OT	SO	GA	SA	SV	GAA	SV%
Johan Hedberg	1	60	1	0	0	0	2	24	22	2.01	.917	Scott Clemmensen	1	60	1	0	0	0	1	28	27	1.00	.964
Martin Brodeur	3	183	1	2	0	0	8	81	73	2.63	.901	Jose Theodore	2	125	1	0	1	0	5	59	54	2.40	.915
												Jacob Markstrom	1	59	0	1	0	0	3	27	24	3.03	.889

2011-12 NJD SEASON IN REVIEW



Series vs. Eastern Conference Teams New Jersey Devils vs. New York Rangers

		Won-3			Lost-3			OT-0					
at NEW JERSEY					ATTEND.			GOALTENDERS			W/D GOAL		
Dec. 20, 2011	DEVILS	1	RANGERS	4	17,625	BRODEUR/LUNDQVIST			MARIAN GABORIK				
Jan. 31, 2012	DEVILS	4	RANGERS	3 (SO)	17,625	BRODEUR/BIRON			ILYA KOVALCHUK				
Mar. 6, 2012	DEVILS	4	RANGERS	1	17,625	BRODEUR/LUNDQVIST			DAVID CLARKSON				
at NEW YORK					ATTEND.			GOALTENDERS			W/D GOAL		
Feb. 7, 2012	DEVILS	1	RANGERS	0	18,200	BRODEUR/LUNDQVIST			DAVID CLARKSON				
Feb. 27, 2012	DEVILS	0	RANGERS	2	18,200	BRODEUR/LUNDQVIST			CARL HAGELIN				
Mar. 19, 2012	DEVILS	2	RANGERS	4	18,200	BRODEUR/LUNDQVIST			MATS ZUCCARELLO				

Goals by Period	1st	2nd	3rd	OT/SO	Total	Shots by Period	1st	2nd	3rd	OT	Total
DEVILS	3	3	5	0/1	12	DEVILS	52	52	41	1	146
RANGERS	3	4	7	0/0	14	RANGERS	49	48	48	0	145

INDIVIDUAL SCORING

DEVILS	GP	G	A	P	+/-	PIM	PP	SH	GW	GD	EN	S	S%	RANGERS	GP	G	A	P	+/-	PIM	PP	SH	GW	GD	EN	S	S%	
Patrik Elias	5	2	3	5	2	0	0	0	0	0	1	12	16.7	Carl Hagelin	6	2	6	8	5	2	0	1	1	0	0	13	15.4	
David Clarkson	6	3	1	4	1	26	1	0	2	0	0	17	17.6	Derek Stepan	6	2	4	6	3	0	0	0	0	0	0	15	13.3	
Ilya Kovalchuk	6	2	2	4	-2	0	1	0	0	1	0	25	8.0	Marian Gaborik	6	2	3	5	0	4	0	0	1	0	1	15	13.3	
Petr Sykora	6	1	3	4	2	2	0	0	0	0	0	13	7.7	Ryan Callahan	6	1	3	4	-1	10	0	0	0	0	0	1	12	8.3
Zach Parise	6	1	2	3	-2	0	0	0	0	0	0	10	10.0	Dan Girardi	6	1	2	3	0	2	0	0	0	0	0	12	8.3	
Dainius Zubrus	6	0	3	3	1	4	0	0	0	0	0	6	0.0	Brandon Dubinsky	6	1	1	2	2	17	0	0	0	0	0	0	8	12.5
Andy Greene	5	0	2	2	-1	2	0	0	0	0	0	5	0.0	Artem Anisimov	5	1	1	2	1	2	0	0	0	0	0	0	7	14.3
Ryan Carter	5	1	0	1	-3	10	0	0	0	0	0	7	14.3	Stu Bickel	6	0	2	2	1	9	0	0	0	0	0	0	6	0.0
Travis Zajac	1	1	0	1	-1	0	0	0	0	0	0	4	25.0	Brad Richards	6	0	2	2	0	0	0	0	0	0	0	0	9	0.0
Bryce Salvador	6	0	1	1	2	16	0	0	0	0	0	1	0.0	Brian Boyle	6	1	0	1	1	0	0	0	0	0	0	0	10	10.0
Jacob Josefson	5	0	1	1	0	2	0	0	0	0	0	5	0.0	Michael Del Zotto	6	1	0	1	4	4	0	0	0	0	0	0	6	16.7
Adam Larsson	5	0	1	1	-1	0	0	0	0	0	0	3	0.0	Anton Stralman	4	1	0	1	3	2	0	0	0	0	0	0	3	33.3
Marek Zidlicky	3	0	1	1	-1	2	0	0	0	0	0	1	0.0	Mats Zuccarello	1	1	0	1	1	0	1	0	1	0	0	3	33.3	
Eric Boulton	6	0	0	0	-2	31	0	0	0	0	0	1	0.0	Brandon Prust	6	0	1	1	0	21	0	0	0	0	0	0	3	0.0
Mark Fayne	6	0	0	0	-1	2	0	0	0	0	0	4	0.0	Ruslan Fedotenko	6	0	0	0	0	0	0	0	0	0	0	0	4	0.0
Anton Volchenkov	6	0	0	0	1	0	0	0	0	0	0	8	0.0	Ryan McDonagh	6	0	0	0	1	8	0	0	0	0	0	0	9	0.0
Adam Henrique	5	0	0	0	-4	0	0	0	0	0	0	9	0.0	Mike Rupp	6	0	0	0	-1	19	0	0	0	0	0	0	1	0.0
Steve Bernier	4	0	0	0	-1	0	0	0	0	0	0	1	0.0	John Mitchell	5	0	0	0	0	2	0	0	0	0	0	0	2	0.0
Cam Janssen	4	0	0	0	0	20	0	0	0	0	0	1	0.0	Marc Staal	5	0	0	0	1	0	0	0	0	0	0	0	6	0.0
Alexei Ponikarovsky	4	0	0	0	-2	0	0	0	0	0	0	5	0.0	Tim Erixon	2	0	0	0	0	0	0	0	0	0	0	0	0	0.0
Kurtis Foster	3	0	0	0	-5	2	0	0	0	0	0	3	0.0	Steve Eminger	1	0	0	0	-2	0	0	0	0	0	0	0	1	0.0
Matt Taormina	2	0	0	0	0	0	0	0	0	0	0	3	0.0	John Scott	1	0	0	0	-1	5	0	0	0	0	0	0	0	0.0
Brad Mills	1	0	0	0	-2	0	0	0	0	0	0	0	0.0															
Tim Sestito	1	0	0	0	0	0	0	0	0	0	0	0	0.0															
Mattias Tedenby	1	0	0	0	-2	0	0	0	0	0	0	2	0.0															

Power Play: 2-18 (11.1%) / Penalty Killing: 13-14 (92.9%)

Power Play: 1-14 (7.1%) / Penalty Killing: 16-18 (88.9%)

GOALTENDING

DEVILS	GP	Min	W	L	OT	SO	GA	SA	SV	GAA	SV%	RANGERS	GP	Min	W	L	OT	SO	GA	SA	SV	GAA	SV%
Martin Brodeur	6	361	3	3	0	1	12	143	131	1.99	.916	Henrik Lundqvist	5	298	3	2	0	1	7	116	109	1.41	.940
												Martin Biron	1	65	0	0	1	0	3	29	26	2.77	.897

2011-12 NJD SEASON IN REVIEW



Series vs. Eastern Conference Teams New Jersey Devils vs. Ottawa Senators

			Won-3	Lost-0	OT-1			
at NEW JERSEY						ATTEND.	GOALTENDERS	W/D GOAL
Dec. 8, 2011	DEVILS	5	SENATORS	4 (SO)	13,743	BRODEUR,HEDBERG/AULD		ADAM HENRIQUE
Apr. 7, 2012	DEVILS	4	SENATORS	2	17,625	BRODEUR/ANDERSON		STEPHEN GIONTA
at OTTAWA						ATTEND.	GOALTENDERS	W/D GOAL
Jan. 2, 2012	DEVILS	2	SENATORS	3 (OT)	19,573	BRODEUR/ANDERSON		DANIEL ALFREDSSON
Mar. 20, 2012	DEVILS	1	SENATORS	0	19,834	HEDBERG/BISHOP		ILYA KOVALCHUK

Goals by Period	1st	2nd	3rd	OT/SO	Total	Shots by Period	1st	2nd	3rd	OT	Total
DEVILS	1	5	5	0/1	12	DEVILS	39	43	39	8	129
SENATORS	3	2	3	1/0	9	SENATORS	43	33	46	6	128

INDIVIDUAL SCORING

DEVILS	GP	G	A	P	+/-	PIM	PP	SH	GW	GD	EN	S	S%	SENATORS	GP	G	A	P	+/-	PIM	PP	SH	GW	GD	EN	S	S%
Ilya Kovalchuk	4	4	0	4	0	2	2	0	1	0	1	22	18.2	Jason Spezza	3	1	3	4	-1	2	0	0	0	0	4	25.0	
Dainius Zubrus	4	2	1	3	-1	0	0	1	0	0	0	8	25.0	Daniel Alfredsson	4	2	1	3	-1	4	2	0	1	0	12	16.7	
Zach Parise	4	1	2	3	1	0	0	1	0	0	0	24	4.2	Erik Karlsson	4	0	3	3	-2	4	0	0	0	0	15	0.0	
Patrik Elias	4	0	3	3	-1	0	0	0	0	0	0	7	0.0	Erik Condra	4	1	1	2	2	0	0	1	0	0	8	12.5	
Adam Henrique	4	0	3	3	1	0	0	0	0	1	0	9	0.0	Nick Foligno	4	1	1	2	0	4	0	0	0	0	11	9.1	
Petr Sykora	4	1	1	2	-2	6	1	0	0	0	0	10	10.0	Matt Gilroy	2	1	1	2	2	0	0	0	0	0	3	33.3	
David Clarkson	3	1	1	2	2	4	0	0	0	0	0	8	12.5	Milan Michalek	4	1	0	1	-2	2	0	0	0	0	10	10.0	
Mattias Tedenby	2	1	1	2	1	2	0	0	0	0	0	5	20.0	Jim O'Brien	2	1	0	1	1	0	0	0	0	0	2	50.0	
Stephen Gionta	1	1	0	1	1	0	0	0	1	0	0	2	50.0	Jesse Winchester	2	1	0	1	0	5	0	1	0	0	2	50.0	
Adam Larsson	4	0	1	1	2	0	0	0	0	0	0	3	0.0	Jared Cowen	4	0	1	1	3	0	0	0	0	0	3	0.0	
Steve Bernier	2	0	1	1	0	2	0	0	0	0	0	0	0.0	Colin Greening	4	0	1	1	0	0	0	0	0	0	13	0.0	
Alexei Ponikarovsky	2	0	1	1	0	2	0	0	0	0	0	1	0.0	Chris Phillips	4	0	1	1	-1	0	0	0	0	0	4	0.0	
Travis Zajac	2	0	1	1	1	2	0	0	0	0	0	2	0.0	Filip Kuba	3	0	1	1	2	0	0	0	0	0	0	0.0	
Marek Zidlicky	2	0	1	1	0	0	0	0	0	0	0	3	0.0	Kyle Turris	3	0	1	1	0	0	0	0	0	0	4	0.0	
Peter Harrold	1	0	1	1	0	0	0	0	0	0	0	0	0.0	Zack Smith	4	0	0	0	-1	4	0	0	0	0	7	0.0	
Ryan Carter	4	0	0	0	0	9	0	0	0	0	0	3	0.0	Bobby Butler	3	0	0	0	0	0	0	0	0	0	5	0.0	
Mark Fayne	4	0	0	0	-3	0	0	0	0	0	0	7	0.0	Kaspars Daugavins	3	0	0	0	0	0	0	0	0	0	6	0.0	
Bryce Salvador	4	0	0	0	4	4	0	0	0	0	0	4	0.0	Sergei Gonchar	3	0	0	0	-2	0	0	0	0	0	1	0.0	
Eric Boulton	3	0	0	0	-1	5	0	0	0	0	0	0	0.0	Zenon Konopka	3	0	0	0	-1	19	0	0	0	0	3	0.0	
Andy Greene	2	0	0	0	0	0	0	0	0	0	0	3	0.0	Chris Neil	3	0	0	0	-4	7	0	0	0	0	8	0.0	
Cam Janssen	2	0	0	0	0	0	0	0	0	0	0	2	0.0	Rob Klinkhammer	2	0	0	0	0	0	0	0	0	0	4	0.0	
Henrik Tallinder	2	0	0	0	-1	0	0	0	0	0	0	2	0.0	Brian Lee	2	0	0	0	-1	0	0	0	0	0	2	0.0	
Anton Volchenkov	2	0	0	0	1	0	0	0	0	0	0	0	0.0	Matt Carkner	1	0	0	0	-2	0	0	0	0	0	0	0.0	
Kurtis Foster	1	0	0	0	0	0	0	0	0	0	0	1	0.0	David Rundblad	1	0	0	0	0	0	0	0	0	0	1	0.0	
Mark Fraser	1	0	0	0	-1	5	0	0	0	0	0	0	0.0														
Jacob Josefson	1	0	0	0	0	0	0	0	0	0	0	1	0.0														
Nick Palmieri	1	0	0	0	0	0	0	0	0	0	0	0	0.0														
Tim Sestito	1	0	0	0	0	0	0	0	0	0	0	0	0.0														
Matt Taormina	1	0	0	0	0	0	0	0	0	0	0	2	0.0														

Power Play: 3-14 (21.4%) / Penalty Killing: 13-15 (86.7%)

Power Play: 2-15 (13.3%) / Penalty Killing: 11-14 (78.6%)

GOALTENDING

DEVILS	GP	Min	W	L	OT	SO	GA	SA	SV	GAA	SV%	SENATORS	GP	Min	W	L	OT	SO	GA	SA	SV	GAA	SV%
Johan Hedberg	2	105	2	0	0	1	2	54	52	1.15	.963	Craig Anderson	2	124	1	1	0	0	5	63	58	2.43	.921
Martin Brodeur	3	144	1	0	1	0	7	74	67	2.92	.905	Ben Bishop	1	59	0	1	0	0	1	34	33	1.02	.971
												Alex Auld	1	65	0	0	1	0	4	31	27	3.71	.871

2011-12 NJD SEASON IN REVIEW



Series vs. Eastern Conference Teams New Jersey Devils vs. Philadelphia Flyers

					Won-3	Lost-3	OT-0			
at NEW JERSEY								ATTEND.	GOALTENDERS	W/D GOAL
Oct. 8, 2011	DEVILS	0	FLYERS	3	17,625	BRODEUR/BRYZGALOV	CLAUDE GIROUX			
Jan. 21, 2012	DEVILS	1	FLYERS	4	16,251	BRODEUR/BRYZGALOV	SCOTT HARTNELL			
Mar. 11, 2012	DEVILS	4	FLYERS	1	15,107	BRODEUR/BOBROVSKY	ANTON VOLCHENKOV			
at PHILADELPHIA								ATTEND.	GOALTENDERS	W/D GOAL
Nov. 3, 2011	DEVILS	4	FLYERS	3 (SO)	19,667	HEDBERG/BOBROVSKY	PATRIK ELIAS			
Feb. 4, 2012	DEVILS	6	FLYERS	4	19,862	HEDBERG/BRYZGALOV,BOBROVSKY	ALEXEI PONIKAROVSKY			
Mar. 13, 2012	DEVILS	0	FLYERS	3	19,724	BRODEUR/BRYZGALOV	SEAN COUTURIER			

Goals by Period	1st	2nd	3rd	OT/SO	Total	Shots by Period	1st	2nd	3rd	OT	Total
DEVILS	4	6	4	0/1	15	DEVILS	61	72	34	2	169
FLYERS	1	5	12	0/0	18	FLYERS	42	56	62	1	161

INDIVIDUAL SCORING

DEVILS	GP	G	A	P	+/-	PIM	PP	SH	GW	GD	EN	S	S%	FLYERS	GP	G	A	P	+/-	PIM	PP	SH	GW	GD	EN	S	S%	
Ilya Kovalchuk	6	2	6	8	-2	11	0	1	0	0	0	20	10.0	Claude Giroux	6	4	3	7	1	0	1	0	1	0	0	18	22.2	
Patrik Elias	6	1	4	5	-6	4	1	0	0	1	0	13	7.7	Wayne Simmonds	6	3	2	5	-1	11	0	0	0	0	0	1	15	20.0
Zach Parise	6	3	1	4	-1	4	2	0	0	0	0	17	17.6	Jakub Voracek	5	2	2	4	2	0	0	0	0	0	0	0	14	14.3
David Clarkson	6	1	3	4	-2	35	0	0	0	0	0	22	4.5	Jaromir Jagr	6	1	3	4	3	2	0	0	0	0	0	0	6	16.7
Alexei Ponikarovsky	4	2	1	3	2	4	0	0	1	0	0	4	50.0	Matt Carle	6	0	4	4	5	2	0	0	0	0	0	0	7	0.0
Kurtis Foster	2	2	1	3	-3	0	2	0	0	0	0	7	28.6	Scott Hartnell	6	2	1	3	1	12	2	0	1	0	0	13	15.4	
Adam Henrique	5	1	2	3	2	0	0	0	0	0	0	7	14.3	Sean Couturier	6	1	2	3	6	0	0	0	1	0	0	8	12.5	
Anton Volchenkov	6	1	1	2	-2	4	0	0	1	0	0	7	14.3	Matt Read	5	2	0	2	3	0	0	0	0	0	0	7	28.6	
Dainius Zubrus	6	1	1	2	-4	2	0	0	0	0	0	10	10.0	Zac Rinaldo	6	1	1	2	2	14	0	0	0	0	0	7	14.3	
Marek Zidlicky	2	0	2	2	0	0	0	0	0	0	0	1	0.0	Danny Briere	5	1	1	2	-2	4	0	0	0	0	0	1	8	12.5
Jacob Josefson	5	0	1	1	2	0	0	0	0	0	0	5	0.0	Braydon Coburn	6	0	2	2	0	14	0	0	0	0	0	0	7	0.0
Steve Bernier	2	0	1	1	2	0	0	0	0	0	0	1	0.0	Maxime Talbot	6	1	0	1	0	2	0	0	0	0	0	4	25.0	
Matt Taormina	2	0	1	1	0	0	0	0	0	0	0	3	0.0	Andreas Lilja	5	0	1	1	-1	2	0	0	0	0	0	5	0.0	
Mark Fayne	6	0	0	0	-3	4	0	0	0	0	0	7	0.0	Kimmo Timonen	5	0	1	1	1	4	0	0	0	0	0	10	0.0	
Bryce Salvador	6	0	0	0	2	4	0	0	0	0	0	2	0.0	Andrej Meszaros	4	0	1	1	-3	0	0	0	0	0	0	9	0.0	
Petr Sykora	6	0	0	0	-4	2	0	0	0	0	0	11	0.0	M.A. Bourdon	2	0	1	1	4	12	0	0	0	0	0	0	0	0.0
Eric Boulton	5	0	0	0	-1	0	37	0	0	0	0	2	0.0	Chris Pronger	1	0	1	1	1	0	0	0	0	0	0	3	0.0	
Adam Larsson	5	0	0	0	0	1	8	0	0	0	0	8	0.0	James van Riemsdyk	1	0	1	1	1	0	0	0	0	0	0	3	0.0	
Ryan Carter	4	0	0	0	0	0	0	0	0	0	0	5	0.0	Erik Gustafsson	4	0	0	0	2	0	0	0	0	0	0	1	0.0	
Andy Greene	4	0	0	0	-1	2	0	0	0	0	0	4	0.0	Brayden Schenn	4	0	0	0	0	9	0	0	0	0	0	6	0.0	
Brad Mills	4	0	0	0	-3	16	0	0	0	0	0	1	0.0	Jody Shelley	4	0	0	0	0	17	0	0	0	0	0	5	0.0	
Cam Janssen	2	0	0	0	-1	0	0	0	0	0	0	2	0.0	Nicklas Grossmann	2	0	0	0	1	6	0	0	0	0	0	2	0.0	
Nick Palmieri	2	0	0	0	-3	2	0	0	0	0	0	4	0.0	Andreas Nodl	2	0	0	0	-1	0	0	0	0	0	0	1	0.0	
Henrik Tallinder	2	0	0	0	-2	2	0	0	0	0	0	5	0.0	Eric Wellwood	2	0	0	0	1	0	0	0	0	0	0	2	0.0	
Mattias Tedenby	2	0	0	0	0	0	0	0	0	0	0	0	0.0	Brandon Manning	1	0	0	0	0	0	0	0	0	0	0	0	0	0.0
Mark Fraser	1	0	0	0	0	4	0	0	0	0	0	0	0.0	Tom Sestito	1	0	0	0	0	2	0	0	0	0	0	0	0	0.0
Peter Harrold	1	0	0	0	-1	0	0	0	0	0	0	1	0.0	Harry Zolnierczyk	1	0	0	0	0	0	0	0	0	0	0	0	0	0.0

Power Play: 5-31 (16.1%) / Penalty Killing: 30-33 (90.9%)

Power Play: 3-33 (9.1%) / Penalty Killing: 26-31 (83.9%)

GOALTENDING

DEVILS	GP	Min	W	L	OT	SO	GA	SA	SV	GAA	SV%	FLYERS	GP	Min	W	L	OT	SO	GA	SA	SV	GAA	SV%
Johan Hedberg	2	125	2	0	0	0	7	64	57	3.36	.891	Ilya Bryzgalov	4	209	3	0	0	2	1	76	75	0.29	.987
Martin Brodeur	4	239	1	3	0	0	9	95	86	2.26	.905	Sergei Bobrovsky	3	153	0	2	1	0	13	93	80	5.09	.860

2011-12 NJD SEASON IN REVIEW



Series vs. Eastern Conference Teams New Jersey Devils vs. Pittsburgh Penguins

			Won-3	Lost-3	OT-0			
at NEW JERSEY						ATTEND.	GOALTENDERS	W/D GOAL
Dec. 31, 2011	DEVILS	3	PENGUINS	1	17,625	BRODEUR/FLEURY	DAVID CLARKSON	
Feb. 5, 2012	DEVILS	5	PENGUINS	2	14,707	BRODEUR/JOHNSON, FLEURY	DAINIUS ZUBRUS	
Mar. 17, 2012	DEVILS	2	PENGUINS	5	17,625	BRODEUR/FLEURY	MATT COOKE	
at PITTSBURGH						ATTEND.	GOALTENDERS	W/D GOAL
Oct. 22, 2011	DEVILS	1	PENGUINS	4	18,535	HEDBERG/FLEURY	CHRIS KUNITZ	
Jan. 7, 2012	DEVILS	3	PENGUINS	1	18,594	BRODEUR/FLEURY	ILYA KOVALCHUK	
Mar. 25, 2012	DEVILS	2	PENGUINS	5	18,601	BRODEUR/FLEURY	PASCAL DUPUIS	

Goals by Period	1st	2nd	3rd	OT/SO	Total	Shots by Period	1st	2nd	3rd	OT	Total
DEVILS	6	4	6	0/0	16	DEVILS	50	57	38	0	145
PENGUINS	5	5	8	0/0	18	PENGUINS	69	64	70	0	203

INDIVIDUAL SCORING

DEVILS	GP	G	A	P	+/-	PIM	PP	SH	GW	GD	EN	S	S%	PENGUINS	GP	G	A	P	+/-	PIM	PP	SH	GW	GD	EN	S	S%
Ilya Kovalchuk	6	4	7	11	5	0	0	0	1	0	0	25	16.0	Evgeni Malkin	5	4	2	6	-2	2	2	0	0	0	1	22	18.2
Zach Parise	6	3	3	6	2	2	0	0	0	0	1	12	25.0	Chris Kunitz	6	3	3	6	-3	4	2	0	1	0	0	15	20.0
Patrik Elias	6	1	5	6	1	0	0	1	0	0	0	13	7.7	Jordan Staal	4	3	2	5	0	6	1	0	0	0	0	9	33.3
Andy Greene	4	1	2	3	1	2	0	0	0	0	0	5	20.0	Matt Cooke	6	2	3	5	1	4	0	0	1	0	0	11	18.2
David Clarkson	6	2	0	2	-4	20	1	0	1	0	1	11	18.2	Sidney Crosby	2	1	4	5	3	0	0	0	0	0	0	9	11.1
Dainius Zubrus	6	2	0	2	1	2	1	1	1	0	0	6	33.3	Matt Niskanen	5	1	3	4	-1	2	1	0	0	0	0	11	9.1
Adam Henrique	6	1	1	2	-1	0	0	1	0	0	0	6	16.7	Pascal Dupuis	6	2	1	3	-1	0	0	0	1	0	0	10	20.0
Anton Volchenkov	4	1	1	2	3	4	0	0	0	0	0	6	16.7	James Neal	6	2	0	2	-3	2	0	0	0	0	0	26	7.7
Alexei Ponikarovsky	3	0	2	2	-1	0	0	0	0	0	0	5	0.0	Zbynek Michalek	6	0	2	2	1	0	0	0	0	0	0	6	0.0
Petr Sykora	6	1	0	1	-2	6	0	0	0	0	0	8	0.0	Tyler Kennedy	5	0	2	2	-2	0	0	0	0	0	0	16	0.0
Mark Fayne	6	0	1	1	-2	2	0	0	0	0	0	3	0.0	Paul Martin	5	0	2	2	2	2	0	0	0	0	0	6	0.0
Martin Brodeur	5	0	1	1	-	2	0	0	0	0	0	0	0.0	Steve Sullivan	5	0	2	2	-4	0	0	0	0	0	0	7	0.0
Steve Bernier	3	0	1	1	0	10	0	0	0	0	0	3	0.0	Richard Park	4	0	2	2	1	0	0	0	0	0	0	2	0.0
Travis Zajac	2	0	1	1	0	2	0	0	0	0	0	0	0.0	Craig Adams	6	0	1	1	1	0	0	0	0	0	0	3	0.0
Bryce Salvador	6	0	0	0	2	2	0	0	0	0	0	3	0.0	Kris Letang	4	0	1	1	-2	0	0	0	0	0	0	16	0.0
Adam Larsson	5	0	0	0	-1	2	0	0	0	0	0	7	0.0	Arron Asham	3	0	1	1	1	4	0	0	0	0	0	2	0.0
Ryan Carter	4	0	0	0	0	14	0	0	0	0	0	1	0.0	Cal O'Reilly	1	0	1	1	-1	0	0	0	0	0	0	0	0.0
Eric Boulton	3	0	0	0	0	12	0	0	0	0	0	3	0.0	Deryk Engelland	6	0	0	0	1	2	0	0	0	0	0	9	0.0
Kurtis Foster	3	0	0	0	0	2	0	0	0	0	0	4	0.0	Brooks Orpik	6	0	0	0	3	2	0	0	0	0	0	6	0.0
Jacob Josefson	3	0	0	0	0	0	0	0	0	0	0	0	0.0	Joe Vitale	5	0	0	0	0	4	0	0	0	0	0	0	0.0
Henrik Tallinder	3	0	0	0	2	2	0	0	0	0	0	4	0.0	Dustin Jeffrey	3	0	0	0	-1	0	0	0	0	0	0	5	0.0
Matt Taormina	3	0	0	0	-2	0	0	0	0	0	0	4	0.0	Ben Lovejoy	3	0	0	0	-1	0	0	0	0	0	0	3	0.0
Mattias Tedenby	3	0	0	0	-1	0	0	0	0	0	0	5	0.0	Steve MacIntyre	3	0	0	0	0	2	0	0	0	0	0	0	0.0
Cam Janssen	2	0	0	0	0	0	0	0	0	0	0	1	0.0	Simon Despres	1	0	0	0	0	0	0	0	0	0	0	1	0.0
Brad Mills	2	0	0	0	0	0	0	0	0	0	0	1	0.0	Colin McDonald	1	0	0	0	0	0	0	0	0	0	0	3	0.0
Nick Palmieri	2	0	0	0	0	2	0	0	0	0	0	5	0.0	Eric Tangradi	1	0	0	0	0	2	0	0	0	0	0	0	0.0
Marek Zidlicky	2	0	0	0	-1	0	0	0	0	0	0	1	0.0														
Rod Pelley	1	0	0	0	0	0	0	0	0	0	0	1	0.0														
Tim Sestito	1	0	0	0	0	0	0	0	0	0	0	0	0.0														
Steve Zalewski	1	0	0	0	0	0	0	0	0	0	0	2	0.0														

Power Play: 2-16 (12.5%) / Penalty Killing: 16-22 (72.7%)

Power Play: 6-22 (27.3%) / Penalty Killing: 14-16 (87.5%)

GOALTENDING

DEVILS	GP	Min	W	L	OT	SO	GA	SA	SV	GAA	SV%	PENGUINS	GP	Min	W	L	OT	SO	GA	SA	SV	GAA	SV%
Martin Brodeur	5	299	3	2	0	0	13	173	160	2.61	.925	Marc-Andre Fleury	6	320	3	3	0	1	13	131	118	2.44	.901
Johan Hedberg	1	60	0	1	0	0	4	29	25	4.00	.862	Brent Johnson	1	37	0	0	0	0	1	12	11	1.64	.917

2011-12 NJD SEASON IN REVIEW



Series vs. Eastern Conference Teams New Jersey Devils vs. Washington Capitals



		Won-3		Lost-1		OT-0			
at NEW JERSEY						ATTEND.		GOALTENDERS	
Nov. 11, 2011	DEVILS	1	CAPITALS	3	15,230	BRODEUR/VOKOUN		W/D GOAL	
Dec. 23, 2011	DEVILS	4	CAPITALS	3 (SO)	14,043	BRODEUR/NEUVIRTH		JASON CHIMERA ILYA KOVALCHUK	
at WASHINGTON						ATTEND.		GOALTENDERS	
Nov. 12, 2011	DEVILS	3	CAPITALS	2 (SO)	18,506	HEDBERG/NEUVIRTH		W/D GOAL	
Mar. 2, 2012	DEVILS	5	CAPITALS	0	18,506	HEDBERG/NEUVIRTH		DAVID CLARKSON ZACH PARISE	

Goals by Period	1st	2nd	3rd	OT/SO	Total	Shots by Period	1st	2nd	3rd	OT	Total
DEVILS	4	7	0	0/2	13	DEVILS	31	37	30	2	100
CAPITALS	2	1	5	0/0	8	CAPITALS	28	30	23	4	85

INDIVIDUAL SCORING

DEVILS	GP	G	A	P	+/-	PIM	PP	SH	GW	GD	EN	S	%	CAPITALS	GP	G	A	P	+/-	PIM	PP	SH	GW	GD	EN	S	%
Patrik Elias	4	1	4	5	0	0	0	1	0	0	0	3	33.3	Jason Chimera	4	4	0	4	2	2	0	1	1	0	17	23.5	
Zach Parise	4	3	1	4	-2	0	1	0	1	0	0	15	20.0	Troy Brouwer	4	1	1	2	1	0	0	0	0	0	6	16.7	
Dainius Zubrus	4	1	3	4	1	0	0	0	0	0	0	10	10.0	Marcus Johansson	4	1	1	2	-2	2	0	0	0	0	3	33.3	
Adam Henrique	4	1	2	3	0	0	0	0	0	0	0	7	14.3	Brooks Laich	4	1	1	2	0	0	0	0	0	0	9	11.1	
Ilya Kovalchuk	2	1	2	3	3	0	1	0	0	1	0	9	11.1	Alex Ovechkin	4	1	1	2	-1	2	0	0	0	0	7	14.3	
David Clarkson	4	0	2	2	0	2	0	0	0	1	0	6	0.0	Alexander Semin	4	0	2	2	-1	6	0	0	0	0	6	0.0	
Bryce Salvador	4	0	2	2	-1	2	0	0	0	0	0	1	0.0	Dennis Wideman	4	0	2	2	-1	2	0	0	0	0	5	0.0	
Ryan Carter	4	1	0	1	0	2	0	0	0	0	0	3	33.3	Karl Alzner	4	0	1	1	0	0	0	0	0	0	1	0.0	
Petr Sykora	4	1	0	1	1	2	0	0	0	0	0	8	12.5	John Carlson	4	0	1	1	1	0	0	0	0	0	4	0.0	
Adam Larsson	3	1	0	1	1	0	0	0	0	0	0	4	25.0	Nicklas Backstrom	3	0	1	1	-1	4	0	0	0	0	8	0.0	
Alexander Urbom	1	1	0	1	2	2	0	0	0	0	0	1	100.0	John Erskine	2	0	1	1	3	6	0	0	0	0	3	0.0	
Matt Taormina	2	0	1	1	1	0	0	0	0	0	0	1	0.0	Jeff Halpern	4	0	0	0	0	0	0	0	0	0	1	0.0	
Kurtis Foster	1	0	1	1	0	0	0	0	0	0	0	4	0.0	Matt Hendricks	4	0	0	0	-1	2	0	0	0	0	1	0.0	
Travis Zajac	1	0	1	1	-1	0	0	0	0	0	0	3	0.0	Joel Ward	4	0	0	0	1	0	0	0	0	0	4	0.0	
Mark Fayne	4	0	0	0	-1	4	0	0	0	0	0	4	0.0	Roman Hamrik	3	0	0	0	1	0	0	0	0	0	3	0.0	
Anton Volchenkov	4	0	0	0	-1	6	0	0	0	0	0	2	0.0	Mike Knuble	3	0	0	0	1	4	0	0	0	0	0	0.0	
Andy Greene	3	0	0	0	0	2	0	0	0	0	0	3	0.0	Mathieu Perreault	3	0	0	0	-1	0	0	0	0	0	0	0.0	
Cam Janssen	3	0	0	0	0	2	0	0	0	0	0	1	0.0	Cody Eakin	2	0	0	0	0	0	0	0	0	0	0	0.0	
Mattias Tedenby	3	0	0	0	0	0	0	0	0	0	0	1	0.0	Mike Green	2	0	0	0	-3	0	0	0	0	0	3	0.0	
Brad Mills	2	0	0	0	0	0	0	0	0	0	0	3	0.0	Dmitry Orlov	2	0	0	0	-1	0	0	0	0	0	2	0.0	
Nick Palmieri	2	0	0	0	-2	0	0	0	0	0	0	5	0.0	Jeff Schultz	2	0	0	0	-1	2	0	0	0	0	0	0.0	
Henrik Tallinder	2	0	0	0	0	0	0	0	0	0	0	4	0.0	Keith Aucoin	1	0	0	0	-2	0	0	0	0	0	0	0.0	
Vladimir Zharkov	2	0	0	0	0	0	0	0	0	0	0	0	0.0	Jay Beagle	1	0	0	0	0	0	0	0	0	0	2	0.0	
Steve Bernier	1	0	0	0	0	0	0	0	0	0	0	2	0.0														
Eric Boulton	1	0	0	0	0	0	0	0	0	0	0	0	0.0														
Jacob Josefson	1	0	0	0	1	0	0	0	0	0	0	0	0.0														
Tim Sestito	1	0	0	0	0	2	0	0	0	0	0	0	0.0														
Marek Zidlicky	1	0	0	0	1	0	0	0	0	0	0	0	0.0														

Power Play: 2-16 (12.5%) / Penalty Killing: 14-14 (100.0%)

Power Play: 0-14 (0.0%) / Penalty Killing: 14-16 (87.5%)

GOALTENDING

DEVILS	GP	Min	W	L	OT	SO	GA	SA	SV	GAA	SV%	CAPITALS	GP	Min	W	L	OT	SO	GA	SA	SV	GAA	SV%
Johan Hedberg	2	125	2	0	0	1	2	40	38	0.96	.950	Tomas Vokoun	1	60	1	0	0	0	1	33	32	1.00	.970
Martin Brodeur	2	123	1	1	0	0	6	45	39	2.93	.867	Michal Neuvirth	3	190	0	1	2	0	10	67	57	3.16	.851

2011-12 NJD SEASON IN REVIEW

ALL-TIME PLAYOFF RESULTS

1988 PATRICK DIVISION SEMIFINALS

<u>DATE</u>	<u>GAME#</u>	<u>RES</u>	<u>SCORE</u>	<u>LOCATION</u>	<u>GOALTENDERS*</u>	<u>WINNING GOAL</u>
04/06/88	1	Lo	3-4	@ NY Islanders	BURKE/Hrudey	LaFontaine
04/07/88	2	W	3-2	@ NY Islanders	SAUVE/Hrudey	JOHNSON
04/09/88	3	W	3-0	@ DEVILS	BURKE/Hrudey	DANEYKO
04/10/88	4	Lo	4-5	@ DEVILS	BURKE/Hrudey	Sutter
04/12/88	5	W	4-2	@ NY Islanders	BURKE/Hrudey	CONACHER
04/14/88	6	W	6-5	@ DEVILS	BURKE/Hrudey	SUNDSTROM

Leading scorers: Devils, MacLean 4g-7a-11pts; NY Islanders, LaFontaine 4g-5a-9pts.

1988 PATRICK DIVISION FINALS

<u>DATE</u>	<u>GAME#</u>	<u>RES</u>	<u>SCORE</u>	<u>LOCATION</u>	<u>GOALTENDERS*</u>	<u>WINNING GOAL</u>
04/18/88	1	L	1-3	@ Washington	BURKE/Peeters	Murphy
04/20/88	2	W	5-2	@ Washington	BURKE/Peeters	BROTEN, A.
04/22/88	3	W	10-4	@ DEVILS	BURKE/Peeters	CARLSSON
04/24/88	4	L	1-4	@ DEVILS	BURKE/Peeters	Sundstrom (Wsh.)
04/26/88	5	W	3-1	@ Washington	SAUVE/Malarchuk	KURVERS
04/28/88	6	L	2-7	@ DEVILS	BURKE/Peeters	Leach
04/30/88	7	W	3-2	@ Washington	BURKE/Peeters	MacLEAN

Leading scorers: Devils, Sundstrom 4g-6a-10pts; Washington, Murphy 4g-3a-7pts, Stevens 1g-6a-7pts.

1988 WALES CONFERENCE FINALS

<u>DATE</u>	<u>GAME#</u>	<u>RES</u>	<u>SCORE</u>	<u>LOCATION</u>	<u>GOALTENDERS*</u>	<u>WINNING GOAL</u>
05/02/88	1	L	3-5	@ Boston	SAUVE/Lemelin	Bourque
05/04/88	2	Wo	3-2	@ Boston	BURKE/Lemelin	BROWN
05/06/88	3	L	1-6	@ DEVILS	BURKE/Lemelin	Joyce
05/08/88	4	W	3-1	@ DEVILS	BURKE/Lemelin	VERBEEK
05/10/88	5	L	1-7	@ Boston	BURKE/Lemelin	Janney
05/12/88	6	W	6-3	@ DEVILS	BURKE/Lemelin	MacLEAN
05/14/88	7	L	2-6	@ Boston	BURKE/Lemelin	Middleton

Leading scorers: Devils, Kurvers 3g-4a-7pts; Boston, Linseman 5g-5a-10pts.

1990 PATRICK DIVISION SEMIFINALS

<u>DATE</u>	<u>GAME#</u>	<u>RES</u>	<u>SCORE</u>	<u>LOCATION</u>	<u>GOALTENDERS*</u>	<u>WINNING GOAL</u>
04/05/90	1	Lo	4-5	@ DEVILS	BURKE/Liut	Ciccarelli
04/07/90	2	W	6-5	@ DEVILS	TERRERI/Beaupre	STASTNY
04/09/90	3	W	2-1	@ Washington	TERRERI/Liut	SHANAHAN
04/11/90	4	L	1-3	@ Washington	BURKE/Beaupre	Druce
04/13/90	5	L	3-4	@ DEVILS	TERRERI/Beaupre	Courtnall
04/15/90	6	L	2-3	@ Washington	TERRERI/Beaupre	Druce

Leading scorers: Devils, Shanahan 3g-3a-6pts, Driver 1g-5a-6pts; Washington, Ciccarelli 8g-3a-11pts.

*Denotes goaltender of record.

2011-12 NJD SEASON IN REVIEW

ALL-TIME PLAYOFF RESULTS

1991 PATRICK DIVISION SEMIFINALS

<u>DATE</u>	<u>GAME#</u>	<u>RES</u>	<u>SCORE</u>	<u>LOCATION</u>	<u>GOALTENDERS*</u>	<u>WINNING GOAL</u>
04/03/91	1	W	3-1	@ Pittsburgh	TERRERI/Barrasso	STASTNY
04/05/91	2	Lo	4-5	@ Pittsburgh	TERRERI/Barrasso	Jagr
04/07/91	3	L	3-4	@ DEVILS	TERRERI/Barrasso	Recchi
04/09/91	4	W	4-1	@ DEVILS	TERRERI/Barrasso	STASTNY
04/11/91	5	W	4-2	@ Pittsburgh	TERRERI/Barrasso	LEMIEUX
04/13/91	6	L	3-4	@ DEVILS	TERRERI/Pietran.	Francis
04/15/91	7	L	0-4	@ Pittsburgh	TERRERI/Pietran.	Hrdina

Leading scorers: Devils, MacLean 5g-3a-8pts, Shanahan 3g-5a-8pts; Pittsburgh, Recchi 2g-9a-11pts.

1992 PATRICK DIVISION SEMIFINALS

<u>DATE</u>	<u>GAME#</u>	<u>RES</u>	<u>SCORE</u>	<u>LOCATION</u>	<u>GOALTENDERS*</u>	<u>WINNING GOAL</u>
04/19/92	1	L	1-2	@ NY Rangers	TERRERI/Vanbies.	Gartner
04/21/92	2	W	7-3	@ NY Rangers	TERRERI/Vanbies.	BOSCHMAN
04/23/92	3	W	3-1	@ DEVILS	TERRERI/Richter	STEVENS
04/25/92	4	L	0-3	@ DEVILS	TERRERI/Richter	Erixon
04/27/92	5	L	5-8	@ NY Rangers	BRODEUR/Richter	King
04/29/92	6	W	5-3	@ DEVILS	TERRERI/Richter	CIGER
05/01/92	7	L	4-8	@ NY Rangers	TERRERI/Vanbies.	Graves

Leading scorers: Devils, Stastny 3g-7a-10pts; NY Rangers, Messier, 5g-6a-11pts.

1993 PATRICK DIVISION SEMIFINALS

<u>DATE</u>	<u>GAME#</u>	<u>RES</u>	<u>SCORE</u>	<u>LOCATION</u>	<u>GOALTENDERS*</u>	<u>WINNING GOAL</u>
04/18/93	1	L	3-6	@ Pittsburgh	TERRERI/Barrasso	Francis
04/20/93	2	L	0-7	@ Pittsburgh	TERRERI/Barrasso	McEachern
04/22/93	3	L	3-4	@ DEVILS	BILLINGTON/Barrasso	Murphy
04/25/93	4	W	4-1	@ DEVILS	TERRERI/Barrasso	ALBELIN
04/26/93	5	L	3-5	@ Pittsburgh	TERRERI/Barrasso	Daniels

Leading scorers: Devils, Richer 2g-2a-4pts, Stevens 2g-2a-4pts, Driver 1g-3a-4pts; Pittsburgh, Lemieux 5g-4a-9pts.

*Denotes goaltender of record.

2011-12 NJD SEASON IN REVIEW

ALL-TIME PLAYOFF RESULTS

1994 EASTERN CONFERENCE QUARTERFINALS

<u>DATE</u>	<u>GAME#</u>	<u>RES</u>	<u>SCORE</u>	<u>LOCATION</u>	<u>GOALTENDERS*</u>	<u>WINNING GOAL</u>
04/17/94	1	L	0-2	@ DEVILS	BRODEUR/Hasek	Simon
04/19/94	2	W	2-1	@ DEVILS	BRODEUR/Hasek	STEVENS
04/21/94	3	W	2-1	@ Buffalo	BRODEUR/Hasek	ALBELIN
04/23/94	4	L	3-5	@ Buffalo	BRODEUR/Hasek	Presley
04/25/94	5	W	5-3	@ DEVILS	BRODEUR/Hasek	LEMIEUX
04/27/94	6	Lo	0-1	@ Buffalo	BRODEUR/Hasek	Hannan
04/29/94	7	W	2-1	@ DEVILS	BRODEUR/Hasek	LEMIEUX

Leading scorers: Devils, Lemieux 4g-2a-6pts, MacLean 3g-3a-6pts, Stevens 1g-5a-6pts; Buffalo, Hawerchuk 0g-7a-7pts.

1994 EASTERN CONFERENCE SEMIFINALS

<u>DATE</u>	<u>GAME#</u>	<u>RES</u>	<u>SCORE</u>	<u>LOCATION</u>	<u>GOALTENDERS*</u>	<u>WINNING GOAL</u>
05/01/94	1	L	1-2	@ DEVILS	BRODEUR/Casey	Shaw
05/03/94	2	Lo	5-6	@ DEVILS	BRODEUR/Casey	Sweeney
05/05/94	3	W	4-2	@ Boston	TERRERI/Casey	CHORSKE
05/07/94	4	Wo	5-4	@ Boston	TERRERI/Casey	RICHER
05/09/94	5	W	2-0	@ DEVILS	BRODEUR/Casey	MILLEN
05/11/94	6	W	5-3	@ Boston	TERRERI/Casey	MacLEAN

Leading scorers: Devils, Lemieux 1g-6a-7pts; Boston, Oates, 0g-7a-7pts.

1994 EASTERN CONFERENCE FINALS

<u>DATE</u>	<u>GAME#</u>	<u>RES</u>	<u>SCORE</u>	<u>LOCATION</u>	<u>GOALTENDERS*</u>	<u>WINNING GOAL</u>
05/15/94	1	Wo	4-3	@ NY Rangers	BRODEUR/Richter	RICHER
05/17/94	2	L	0-4	@ NY Rangers	BRODEUR/Richter	Messier
05/19/94	3	Lo	2-3	@ DEVILS	BRODEUR/Richter	Matteau
05/21/94	4	W	3-1	@ DEVILS	BRODEUR/Richter	GUERIN
05/23/94	5	W	4-1	@ NY Rangers	BRODEUR/Richter	PELUSO
05/25/94	6	L	2-4	@ DEVILS	BRODEUR/Richter	Messier
05/27/94	7	Lo	1-2	@ NY Rangers	BRODEUR/Richter	Matteau

Leading scorers: Devils, Nicholls 2g-3a-5pts, Lemieux 2g-3a-5pts; NY Rangers, Messier 4g-7a-11pts.

1995 EASTERN CONFERENCE QUARTERFINALS

<u>DATE</u>	<u>GAME#</u>	<u>RES</u>	<u>SCORE</u>	<u>LOCATION</u>	<u>GOALTENDERS*</u>	<u>WINNING GOAL</u>
05/07/95	1	W	5-0	@ Boston	BRODEUR/Lacher	RICHER
05/08/95	2	W	3-0	@ Boston	BRODEUR/Lacher	RICHER
05/10/95	3	L	2-3	@ DEVILS	BRODEUR/Lacher	Neely
05/12/95	4	Wo	1-0	@ DEVILS	BRODEUR/Lacher	McKAY
05/14/95	5	W	3-2	@ Boston	BRODEUR/Lacher	ZELEPUKIN

Leading scorers: Devils, Richer 2g-6a-8pts; Boston, Bourque 0g-3a-3pts.

*Denotes goaltender of record.

2011-12 NJD SEASON IN REVIEW

ALL-TIME PLAYOFF RESULTS

1995 EASTERN CONFERENCE SEMIFINALS

<u>DATE</u>	<u>GAME#</u>	<u>RES</u>	<u>SCORE</u>	<u>LOCATION</u>	<u>GOALTENDERS*</u>	<u>WINNING GOAL</u>
05/20/95	1	L	2-3	@ Pittsburgh	BRODEUR/Wregget	Robitaille
05/22/95	2	W	4-2	@ Pittsburgh	BRODEUR/Wregget	STEVENS
05/24/95	3	W	5-1	@ DEVILS	BRODEUR/Wregget	HOLIK
05/26/95	4	Wo	2-1	@ DEVILS	BRODEUR/Wregget	BROTEN, N.
05/28/95	5	W	4-1	@ Pittsburgh	BRODEUR/Wregget	LEMIEUX

Leading scorers: Devils, Lemieux 6g-1a-7pts; Pittsburgh, Francis 3g-2a-5pts, Murphy 0g-5a-5pts.

1995 EASTERN CONFERENCE FINALS

<u>DATE</u>	<u>GAME#</u>	<u>RES</u>	<u>SCORE</u>	<u>LOCATION</u>	<u>GOALTENDERS*</u>	<u>WINNING GOAL</u>
06/03/95	1	W	4-1	@ Philadelphia	BRODEUR/Hextall	NIEDERMAYER
06/05/95	2	W	5-2	@ Philadelphia	BRODEUR/Hextall	BROTEN, N.
06/07/95	3	Lo	2-3	@ DEVILS	BRODEUR/Hextall	Lindros
06/10/95	4	L	2-4	@ DEVILS	BRODEUR/Hextall	Brind'Amour
06/11/95	5	W	3-2	@ Philadelphia	BRODEUR/Hextall	LEMIEUX
06/13/95	6	W	4-2	@ DEVILS	BRODEUR/Hextall	McKAY

Leading scorers: Devils, McKay 4g-3a-7pts; Philadelphia, Lindros 2g-3a-5pts.

1995 STANLEY CUP FINALS

<u>DATE</u>	<u>GAME#</u>	<u>RES</u>	<u>SCORE</u>	<u>LOCATION</u>	<u>GOALTENDERS*</u>	<u>WINNING GOAL</u>
06/17/95	1	W	2-1	@ Detroit	BRODEUR/Vernon	LEMIEUX
06/20/95	2	W	4-2	@ Detroit	BRODEUR/Vernon	DOWD
06/22/95	3	W	5-2	@ DEVILS	BRODEUR/Vernon	BROTEN, N.
06/24/95	4	W	5-2	@ DEVILS	BRODEUR/Vernon	BROTEN, N.

Leading scorers: Devils, Broten 3g-3a-6pts; Detroit, Fedorov 3g-2a-5pts.

1997 EASTERN CONFERENCE QUARTERFINALS

<u>DATE</u>	<u>GAME#</u>	<u>RES</u>	<u>SCORE</u>	<u>LOCATION</u>	<u>GOALTENDERS*</u>	<u>WINNING GOAL</u>
04/17/97	1	W	5-2	@ DEVILS	BRODEUR/Thibault	GUERIN
04/19/97	2	W	4-1	@ DEVILS	BRODEUR/Thibault	MacLEAN
04/22/97	3	W	6-4	@ Montreal	BRODEUR/Thibault	ZELEPUKIN
04/24/97	4	Lo	3-4	@ Montreal	BRODEUR/Theodore	Brisebois*
04/26/97	5	W	4-0	@ DEVILS	BRODEUR/Theodore	DEAN

Leading scorers: Devils, MacLean 3g-5a-8pts; Montreal, Recchi 4g-2a-6pts.

1997 EASTERN CONFERENCE SEMIFINALS

<u>DATE</u>	<u>GAME#</u>	<u>RES</u>	<u>SCORE</u>	<u>LOCATION</u>	<u>GOALTENDERS*</u>	<u>WINNING GOAL</u>
05/02/97	1	W	2-0	@ DEVILS	BRODEUR/Richter	NIEDERMAYER
05/04/97	2	L	0-2	@ DEVILS	BRODEUR/Richter	Leetch
05/06/97	3	L	2-3	@ NY Rangers	BRODEUR/Richter	Tikkanen
05/08/97	4	L	0-3	@ NY Rangers	BRODEUR/Richter	Graves
05/11/97	5	Lo	1-2	@ DEVILS	BRODEUR/Richter	Graves

Leading scorers: Devils, Niedermayer 1g-1a-2pts, Rolston 1g-1a-2pts; NY Rangers, Gretzky 2g-3a-5pts.

*Denotes goaltender of record.

2011-12 NJD SEASON IN REVIEW

ALL-TIME PLAYOFF RESULTS

1998 EASTERN CONFERENCE QUARTERFINALS

<u>DATE</u>	<u>GAME#</u>	<u>RES</u>	<u>SCORE</u>	<u>LOCATION</u>	<u>GOALTENDERS*</u>	<u>WINNING GOAL</u>
04/22/98	1	Lo	1-2	@ DEVILS	BRODEUR/Rhodes	Gardiner
04/24/98	2	W	3-1	@ DEVILS	BRODEUR/Rhodes	GILMOUR
04/26/98	3	Lo	1-2	@ Ottawa	BRODEUR/Rhodes	Yashin
04/28/98	4	L	3-4	@ Ottawa	BRODEUR/Rhodes	Alfredsson
04/30/98	5	W	3-1	@ DEVILS	BRODEUR/Rhodes	ODELEIN
05/02/98	6	L	1-3	@ Ottawa	BRODEUR/Rhodes	Laukkanen

Leading scorers: Devils, Gilmour 5g-2a-7pts; Ottawa, Yashin 3g-2a-5pts.

1999 EASTERN CONFERENCE QUARTERFINALS

<u>DATE</u>	<u>GAME#</u>	<u>RES</u>	<u>SCORE</u>	<u>LOCATION</u>	<u>GOALTENDERS*</u>	<u>WINNING GOAL</u>
04/22/99	1	W	3-1	@ DEVILS	BRODEUR/Barrasso	SYKORA
04/24/99	2	L	1-4	@ DEVILS	BRODEUR/Barrasso	Andrusak
04/25/99	3	L	2-4	@ Pittsburgh	BRODEUR/Barrasso	Kovalev
04/27/99	4	W	4-2	@ Pittsburgh	BRODEUR/Barrasso	BRYLIN
04/30/99	5	W	4-3	@ DEVILS	BRODEUR/Barrasso	McKAY
05/02/99	6	Lo	2-3	@ Pittsburgh	BRODEUR/Barrasso	Jagr
05/04/99	7	L	2-4	@ DEVILS	BRODEUR/Barrasso	Hrdina

Leading scorers: Devils, Holik 0g-7a-7pts; Pittsburgh, Straka 6g-5a-11pts.

2000 EASTERN CONFERENCE QUARTERFINALS

<u>DATE</u>	<u>GAME#</u>	<u>RES</u>	<u>SCORE</u>	<u>LOCATION</u>	<u>GOALTENDERS*</u>	<u>WINNING GOAL</u>
04/13/00	1	W	4-3	@ DEVILS	BRODEUR/Vernon	GOMEZ
04/16/00	2	W	2-1	@ DEVILS	BRODEUR/Vernon	STEVENS
04/18/00	3	W	2-1	@ Florida	BRODEUR/Vernon	RAFALSKI
04/20/00	4	W	4-1	@ Florida	BRODEUR/Vernon	NIEDERMAYER

Leading scorers: Devils, Stevens, 2g-2a-4pts, Elias, 1g-3a-4pts; Florida, Bure 1g-3a-4pts.

2000 EASTERN CONFERENCE SEMIFINALS

<u>DATE</u>	<u>GAME#</u>	<u>RES</u>	<u>SCORE</u>	<u>LOCATION</u>	<u>GOALTENDERS*</u>	<u>WINNING GOAL</u>
04/27/00	1	L	1-2	@ Toronto	BRODEUR/Joseph	Tucker
04/29/00	2	W	1-0	@ Toronto	BRODEUR/Joseph	WHITE
05/01/00	3	W	5-1	@ DEVILS	BRODEUR/Joseph	GOMEZ
05/03/00	4	L	2-3	@ DEVILS	BRODEUR/Joseph	Kaberle
05/06/00	5	W	4-3	@ Toronto	BRODEUR/Joseph	MADDEN
05/08/00	6	W	3-0	@ DEVILS	BRODEUR/Joseph	SYKORA

Leading scorers: Devils, Elias 2g-4a-6pts; Toronto, Tucker 2g-1a-3pts, Berezin, 1g-2a-3pts, Korolev, 0g-3a-3pts.

*Denotes goaltender of record.

2011-12 NJD SEASON IN REVIEW

ALL-TIME PLAYOFF RESULTS

2000 EASTERN CONFERENCE FINALS

<u>DATE</u>	<u>GAME#</u>	<u>RES</u>	<u>SCORE</u>	<u>LOCATION</u>	<u>GOALTENDERS*</u>	<u>WINNING GOAL</u>
05/14/00	1	W	4-1	@ Philadelphia	BRODEUR/Boucher	SYKORA
05/16/00	2	L	3-4	@ Philadelphia	BRODEUR/Boucher	Langkow
05/18/00	3	L	2-4	@ DEVILS	BRODEUR/Boucher	Tocchet
05/20/00	4	L	1-3	@ DEVILS	BRODEUR/Boucher	Berube
05/22/00	5	W	4-1	@ Philadelphia	BRODEUR/Boucher	HOLIK
05/24/00	6	W	2-1	@ DEVILS	BRODEUR/Boucher	MOGILNY
05/26/00	7	W	2-1	@ Philadelphia	BRODEUR/Boucher	ELIAS

Leading scorers: Devils, Arnott 2g-5a-7pts; Philadelphia, Tocchet 4g-2a-6pts, Recchi, 3g-3a-6pts.

2000 STANLEY CUP FINALS

<u>DATE</u>	<u>GAME#</u>	<u>RES</u>	<u>SCORE</u>	<u>LOCATION</u>	<u>GOALTENDERS*</u>	<u>WINNING GOAL</u>
05/30/00	1	W	7-3	@ DEVILS	BRODEUR/Belfour	STEVENS
06/01/00	2	L	1-2	@ DEVILS	BRODEUR/Belfour	Hull
06/03/00	3	W	2-1	@ Dallas	BRODEUR/Belfour	SYKORA
06/05/00	4	W	3-1	@ Dallas	BRODEUR/Belfour	MADDEN
06/08/00	5	Lo	0-1	@ DEVILS	BRODEUR/Belfour	Modano
06/10/00	6	Wo	2-1	@ Dallas	BRODEUR/Belfour	ARNOTT

Leading scorers: Devils, Arnott 4g-3a-7pts; Dallas, Hull 2g-2a-4pts, Modano 1g-3a-4pts.

2001 EASTERN CONFERENCE QUARTERFINALS

<u>DATE</u>	<u>GAME#</u>	<u>RES</u>	<u>SCORE</u>	<u>LOCATION</u>	<u>GOALTENDERS*</u>	<u>WINNING GOAL</u>
04/12/01	1	W	5-1	@ DEVILS	BRODEUR/Irbe	HOLIK
04/15/01	2	W	2-0	@ DEVILS	BRODEUR/Irbe	MOGILNY
04/17/01	3	W	4-0	@ Carolina	BRODEUR/Irbe	HOLIK
04/18/01	4	Lo	2-3	@ Carolina	BRODEUR/Irbe	Brind'Amour
04/20/01	5	L	2-3	@ DEVILS	BRODEUR/Irbe	O'Neill
04/22/01	6	W	5-1	@ Carolina	BRODEUR/Irbe	BRYLIN

Leading Scorers: Devils, Holik 4g-4a-8pts; Carolina, Kapanen 2g-3a-5pts.

2001 EASTERN CONFERENCE SEMIFINALS

<u>DATE</u>	<u>GAME#</u>	<u>RES</u>	<u>SCORE</u>	<u>LOCATION</u>	<u>GOALTENDERS*</u>	<u>WINNING GOAL</u>
04/26/01	1	L	0-2	@ DEVILS	BRODEUR/Joseph	Antropov
04/28/01	2	Wo	6-5	@ DEVILS	BRODEUR/Joseph	McKAY
05/01/01	3	Wo	3-2	@ Toronto	BRODEUR/Joseph	RAFALSKI
05/03/01	4	L	1-3	@ Toronto	BRODEUR/Joseph	Berezin
05/05/01	5	L	2-3	@ DEVILS	BRODEUR/Joseph	Kaberle
05/07/01	6	W	4-2	@ Toronto	BRODEUR/Joseph	RAFALSKI
05/09/01	7	W	5-1	@ DEVILS	BRODEUR/Joseph	ELIAS

Leading Scorers: Devils, Mogilny 2g-5a-7pts, Gomez 2g-5a-7pts; Toronto, Sundin 4g-5a-9pts.

*Denotes goaltender of record.

2011-12 NJD SEASON IN REVIEW

ALL-TIME PLAYOFF RESULTS

2001 EASTERN CONFERENCE FINALS

<u>DATE</u>	<u>GAME#</u>	<u>RES</u>	<u>SCORE</u>	<u>LOCATION</u>	<u>GOALTENDERS*</u>	<u>WINNING GOAL</u>
05/12/01	1	W	3-1	@ DEVILS	BRODEUR/Hedberg	SYKORA
05/15/01	2	L	2-4	@ DEVILS	BRODEUR/Hedberg	Corbet
05/17/01	3	W	3-0	@ Pittsburgh	BRODEUR/Hedberg	RAFALSKI
05/19/01	4	W	5-0	@ Pittsburgh	BRODEUR/Hedberg	ELIAS
05/22/01	5	W	4-2	@ DEVILS	BRODEUR/Hedberg	HOLIK

Leading Scorers: Devils, Rafalski 3g-5a-8pts; Pittsburgh, Straka 2g-1a-3pts, Lemieux 0g-3a-3pts.

2001 STANLEY CUP FINALS

<u>DATE</u>	<u>GAME#</u>	<u>RES</u>	<u>SCORE</u>	<u>LOCATION</u>	<u>GOALTENDERS*</u>	<u>WINNING GOAL</u>
05/26/01	1	L	0-5	@ Colorado	BRODEUR/Roy	Sakic
05/29/01	2	W	2-1	@ Colorado	BRODEUR/Roy	STEVENSON
05/31/01	3	L	1-3	@ DEVILS	BRODEUR/Roy	Bourque
06/02/01	4	W	3-2	@ DEVILS	BRODEUR/Roy	SYKORA
06/04/01	5	W	4-1	@ Colorado	BRODEUR/Roy	MOGLINY
06/07/01	6	L	0-4	@ DEVILS	BRODEUR/Roy	Foote
06/09/01	7	L	1-3	@ Colorado	BRODEUR/Roy	Tanguay

Leading Scorers: Devils, Elias 2g-3a-5pts; Colorado, Sakic 4g-5a-9pts.

2002 EASTERN CONFERENCE QUARTERFINALS

<u>DATE</u>	<u>GAME#</u>	<u>RES</u>	<u>SCORE</u>	<u>LOCATION</u>	<u>GOALTENDERS*</u>	<u>WINNING GOAL</u>
04/17/02	1	L	1-2	@ Carolina	BRODEUR/Irbe	Cole
04/19/02	2	Lo	1-2	@ Carolina	BRODEUR/Irbe	Battaglia
04/21/02	3	W	4-0	@ DEVILS	BRODEUR/Irbe	GIONTA
04/23/02	4	W	3-1	@ DEVILS	BRODEUR/Irbe	GIONTA
04/24/02	5	Lo	2-3	@ Carolina	BRODEUR/Weekes	Vasicek
04/27/02	6	L	0-1	@ DEVILS	BRODEUR/Weekes	Francis

Leading Scorers: Devils, Elias 2g-4a-6pts; Carolina, Battaglia 1g-2a-3pts, Francis 1g-2a-3pts, Svoboda 0g-3a-3pts.

2003 EASTERN CONFERENCE QUARTERFINALS

<u>DATE</u>	<u>GAME#</u>	<u>RES</u>	<u>SCORE</u>	<u>LOCATION</u>	<u>GOALTENDERS*</u>	<u>WINNING GOAL</u>
04/09/03	1	W	2-1	@ DEVILS	BRODEUR/Shields	LANGENBRUNNER
04/11/03	2	W	4-2	@ DEVILS	BRODEUR/Shields	LANGENBRUNNER
04/13/03	3	W	3-0	@ Boston	BRODEUR/Hackett	STEVENS
04/15/03	4	L	1-5	@ Boston	BRODEUR/Hackett	McGillis
04/17/03	5	W	3-0	@ DEVILS	BRODEUR/Hackett	MADDEN

Leading Scorers: Devils, Madden 2g-6a-8pts; Boston, McGillis 3g-0a-3pts, Thornton 1g-2a-3pts.

*Denotes goaltender of record.

2011-12 NJD SEASON IN REVIEW

ALL-TIME PLAYOFF RESULTS

2003 EASTERN CONFERENCE SEMIFINALS

<u>DATE</u>	<u>GAME#</u>	<u>RES</u>	<u>SCORE</u>	<u>LOCATION</u>	<u>GOALTENDERS*</u>	<u>WINNING GOAL</u>
04/24/03	1	W	3-0	@ DEVILS	BRODEUR/Khabibulin	LANGENBRUNNER
04/26/03	2	Wo	3-2	@ DEVILS	BRODEUR/Khabibulin	LANGENBRUNNER
04/28/03	3	L	3-4	@ Tampa Bay	BRODEUR/Khabibulin	Andreychuk
04/30/03	4	W	3-1	@ Tampa Bay	BRODEUR/Khabibulin	ELIAS
05/02/03	5	Wo	2-1	@ DEVILS	BRODEUR/Grahame	MARSHALL

Leading Scorers: Devils, Gomez 1g-6a-7pts; Tampa Bay, St. Louis 2g-1a-3pts, Richards 0g-3a-3pts.

2003 EASTERN CONFERENCE FINALS

<u>DATE</u>	<u>GAME#</u>	<u>RES</u>	<u>SCORE</u>	<u>LOCATION</u>	<u>GOALTENDERS*</u>	<u>WINNING GOAL</u>
05/10/03	1	Lo	2-3	@ Ottawa	BRODEUR/Lalime	Van Allen
05/13/03	2	W	4-1	@ Ottawa	BRODEUR/Lalime	FRIESEN
05/15/03	3	W	1-0	@ DEVILS	BRODEUR/Lalime	BRYLIN
05/17/03	4	W	5-2	@ DEVILS	BRODEUR/Lalime	FRIESEN
05/19/03	5	L	1-3	@ Ottawa	BRODEUR/Lalime	Havlat
05/21/03	6	Lo	1-2	@ DEVILS	BRODEUR/Lalime	Phillips
05/23/03	7	W	3-2	@ Ottawa	BRODEUR/Lalime	FRIESEN

Leading Scorers: Devils, Friesen 3g-2a-5pts, Pandolfo 3g-2a-5pts, Niedermayer 0g-5a-5pts; Ottawa, Hossa 0g-4a-4pts.

2003 STANLEY CUP FINALS

<u>DATE</u>	<u>GAME#</u>	<u>RES</u>	<u>SCORE</u>	<u>LOCATION</u>	<u>GOALTENDERS*</u>	<u>WINNING GOAL</u>
05/27/03	1	W	3-0	@ DEVILS	BRODEUR/Giguere	FRIESEN
05/29/03	2	W	3-0	@ DEVILS	BRODEUR/Giguere	ELIAS
05/31/03	3	Lo	2-3	@ Anaheim	BRODEUR/Giguere	Salei
06/02/03	4	Lo	0-1	@ Anaheim	BRODEUR/Giguere	Thomas
06/05/03	5	W	6-3	@ DEVILS	BRODEUR/Giguere	PANDOLFO
06/07/03	6	L	2-5	@ Anaheim	BRODEUR/Giguere	Thomas
06/09/03	7	W	3-0	@ DEVILS	BRODEUR/Giguere	RUPP

Leading Scorers: Devils, Elias 3g-4a-7pts; Anaheim, Sykora 2g-3a-5pts.

2004 EASTERN CONFERENCE QUARTERFINALS

<u>DATE</u>	<u>GAME#</u>	<u>RES</u>	<u>SCORE</u>	<u>LOCATION</u>	<u>GOALTENDERS*</u>	<u>WINNING GOAL</u>
04/08/04	1	L	2-3	@ Philadelphia	BRODEUR/Esche	Primeau
04/10/04	2	L	2-3	@ Philadelphia	BRODEUR/Esche	Timander
04/12/04	3	W	4-2	@ DEVILS	BRODEUR/Esche	ELIAS
04/14/04	4	L	0-3	@ DEVILS	BRODEUR/Esche	Johnsson
04/17/04	5	L	1-3	@ Philadelphia	BRODEUR/Esche	Markov

Leading Scorers: Devils, Gomez 0g-6a-6pts; Philadelphia, Zhamnov 3g-5a-8pts.

*Denotes goaltender of record.

2011-12 NJD SEASON IN REVIEW

ALL-TIME PLAYOFF RESULTS

2006 EASTERN CONFERENCE QUARTERFINALS

<u>DATE</u>	<u>GAME#</u>	<u>RES</u>	<u>SCORE</u>	<u>LOCATION</u>	<u>GOALTENDERS*</u>	<u>WINNING GOAL</u>
04/22/06	1	W	6-1	@ DEVILS	BRODEUR/Lundqvist	GOMEZ
04/24/06	2	W	4-1	@ DEVILS	BRODEUR/Weekes	GIONTA
04/26/06	3	W	3-0	@ NY Rangers	BRODEUR/Lundqvist	LANGENBRUNNER
04/29/06	4	W	4-2	@ NY Rangers	BRODEUR/Lundqvist	GIONTA

Leading Scorers: Devils, Elias 5g-6a-11pts; NY Rangers, Betts 1g-1a-2pts.

2006 EASTERN CONFERENCE SEMIFINALS

<u>DATE</u>	<u>GAME#</u>	<u>RES</u>	<u>SCORE</u>	<u>LOCATION</u>	<u>GOALTENDERS*</u>	<u>WINNING GOAL</u>
05/06/06	1	L	0-6	@ Carolina	BRODEUR/Ward, C.	Whitney
05/08/06	2	Lo	2-3	@ Carolina	BRODEUR/Ward, C.	Wallin
05/10/06	3	L	2-3	@ DEVILS	BRODEUR/Ward, C.	Brind'Amour
05/13/06	4	W	5-1	@ DEVILS	BRODEUR/Ward, C.	PANDOLFO
05/14/06	5	L	1-4	@ Carolina	BRODEUR/Ward, C.	Stillman

Leading Scorers: Devils, Elias 1g-4a-5pts, Langenbrunner 1g-4a-5pts, Rafalski 0g-5a-5pts; Carolina, Staal 3g-4a-7pts.

2007 EASTERN CONFERENCE QUARTERFINALS

<u>DATE</u>	<u>GAME#</u>	<u>RES</u>	<u>SCORE</u>	<u>LOCATION</u>	<u>GOALTENDERS*</u>	<u>WINNING GOAL</u>
04/12/07	1	W	5-3	@ DEVILS	BRODEUR/Holmqvist	PARISE
04/14/07	2	L	2-3	@ DEVILS	BRODEUR/Holmqvist	Lecavalier
04/16/07	3	L	2-3	@ Tampa Bay	BRODEUR/Holmqvist	Prospal
04/18/07	4	Wo	4-3	@ Tampa Bay	BRODEUR/Holmqvist	GOMEZ
04/20/07	5	W	3-0	@ DEVILS	BRODEUR/Holmqvist	GREENE
04/22/07	6	W	3-2	@ Tampa Bay	BRODEUR/Holmqvist	GIONTA

Leading Scorers: Devils, Gomez 2g-7a-9pts; Tampa Bay, Richards 3g-5a-8pts, St. Louis 3g-5a-8pts.

2007 EASTERN CONFERENCE SEMIFINALS

<u>DATE</u>	<u>GAME#</u>	<u>RES</u>	<u>SCORE</u>	<u>LOCATION</u>	<u>GOALTENDERS*</u>	<u>WINNING GOAL</u>
04/26/07	1	L	4-5	@ DEVILS	BRODEUR/Emery	Redden
04/28/07	2	Wo	3-2	@ DEVILS	BRODEUR/Emery	LANGENBRUNNER
04/30/07	3	L	0-2	@ Ottawa	BRODEUR/Emery	Preissing
05/02/07	4	L	2-3	@ Ottawa	BRODEUR/Emery	Fisher
05/05/07	5	L	2-3	@ DEVILS	BRODEUR/Emery	Alfredsson

Leading Scorers: Devils, Gomez 2g-3a-5pts; Ottawa, Heatley 3g-7a-10pts.

*Denotes goaltender of record.

2011-12 NJD SEASON IN REVIEW

ALL-TIME PLAYOFF RESULTS

2008 EASTERN CONFERENCE QUARTERFINALS

<u>DATE</u>	<u>GAME#</u>	<u>RES</u>	<u>SCORE</u>	<u>LOCATION</u>	<u>GOALTENDERS*</u>	<u>WINNING GOAL</u>
04/09/08	1	L	1-4	@ DEVILS	BRODEUR/Lundqvist	Callahan
04/11/08	2	L	1-2	@ DEVILS	BRODEUR/Lundqvist	Avery
04/13/08	3	Wo	4-3	@ NY Rangers	BRODEUR/Lundqvist	MADDEN
04/16/08	4	L	3-5	@ NY Rangers	BRODEUR/Lundqvist	Staal
04/18/08	5	L	3-5	@ DEVILS	BRODEUR/Lundqvist	Drury

Leading Scorers: Devils, Elias 4g-2a-6pts; NY Rangers, Jagr 2g-6a-8pts.

2009 EASTERN CONFERENCE QUARTERFINALS

<u>DATE</u>	<u>GAME#</u>	<u>RES</u>	<u>SCORE</u>	<u>LOCATION</u>	<u>GOALTENDERS*</u>	<u>WINNING GOAL</u>
04/15/09	1	W	4-1	@ DEVILS	BRODEUR/Ward	PARISE
04/17/09	2	Lo	1-2	@ DEVILS	BRODEUR/Ward	Gleason
04/19/09	3	Wo	3-2	@ Carolina	BRODEUR/Ward	ZAJAC
04/21/09	4	L	3-4	@ Carolina	BRODEUR/Ward	Jokinen
04/23/09	5	W	1-0	@ DEVILS	BRODEUR/Ward	CLARKSON
04/26/09	6	L	0-4	@ Carolina	BRODEUR/Ward	Whitney
04/28/09	7	L	3-4	@ DEVILS	BRODEUR/Ward	Staal

Leading Scorers: Devils, Parise 3g-3a-6pts; Carolina, Staal 5g-2a-7pts.

2010 EASTERN CONFERENCE QUARTERFINALS

<u>DATE</u>	<u>GAME#</u>	<u>RES</u>	<u>SCORE</u>	<u>LOCATION</u>	<u>GOALTENDERS*</u>	<u>WINNING GOAL</u>
04/14/10	1	L	1-2	@ DEVILS	BRODEUR/Boucher	Richards
04/16/10	2	W	5-3	@ DEVILS	BRODEUR/Boucher	ZUBRUS
04/18/10	3	Lo	2-3	@ Philadelphia	BRODEUR/Boucher	Carcillo
04/20/10	4	L	1-4	@ Philadelphia	BRODEUR/Boucher	Briere
04/22/10	5	L	0-3	@ DEVILS	BRODEUR/Boucher	Briere

Leading Scorers: Devils, Kovalchuk 2g-4a-6pts; Philadelphia, Richards 2g-6a-8pts.

*Denotes goaltender of record.

2011-12 NJD SEASON IN REVIEW

TEAM PLAYOFF RECORDS

FOUR-GAME SERIES, continued

At Home

42 - SCF vs. Det. (NJ 10-20-30, Det. 4-8-12): 1994-95

On Road

25 - SCF vs. Det. (NJ 6-10-16, Det. 3-6-9): 1994-95

PENALTY MINUTES**MOST PENALTY MINUTES**

56 - SCF vs. Det.: 1994-95

At Home

35 - ECQF vs. NYR: 2005-06

On Road

22 - ECQF vs. Fla.: 1999-00

MOST PENALTY MINUTES OPPONENT

71 - ECQF vs. NYR: 2005-06

At Home

55 - ECQF vs. NYR: 2005-06

On Road

26 - ECQF vs. Fla.: 1999-00

MOST PENALTY MINUTES BOTH TEAMS

122 - ECQF vs. NYR (NYR 71, NJ 51): 2005-06

At Home

90 - ECQF vs. NYR (NYR 55, NJ 35): 2005-06

On Road

48 - ECQF vs. Fla. (Fla. 26, NJ 22): 1999-00

SHOTS**MOST SHOTS**

136 - ECQF vs. Fla.: 1999-00

At Home

61 - ECQF vs. Fla.: 1999-00

On Road

75 - ECQF vs. Fla.: 1999-00

MOST SHOTS OPPONENT

114 - ECQF vs. NYR: 2005-06

At Home

56 - ECQF vs. NYR: 2005-06

On Road

58 - ECQF vs. NYR: 2005-06, ECQF vs. Fla.: 1999-00

MOST SHOTS BOTH TEAMS

237 - ECQF vs. Fla. (NJ 136, Fla. 101): 1999-00

At Home

111 - ECQF vs. NYR (NYR 56, NJ 55): 2005-06

On Road

133 - ECQF vs. Fla. (NJ 75, Fla. 58): 1999-00

FEWEST SHOTS

104 - ECQF vs. NYR: 2005-06

At Home

55 - ECQF vs. NYR: 2005-06

On Road

49 - ECQF vs. NYR: 2005-06

FEWEST SHOTS OPPONENT

75 - SCF vs. Det.: 1994-95

At Home

40 - SCF vs. Det.: 1994-95

On Road

35 - SCF vs. Det.: 1994-95

FEWEST SHOTS BOTH TEAMS

183 - SCF vs. Det. (NJ 108, Det. 75): 1994-95

At Home

97 - SCF vs. Det. (NJ 57, Det. 40): 1994-95

On Road

86 - SCF vs. Det. (NJ 51, Det. 35): 1994-95

FIVE-GAME SERIES

GOALS**MOST GOALS SCORED**

22 - ECQF vs. Mtl.: 1996-97

At Home

13 - ECQF vs. Mtl.: 1996-97

On Road

11 - ECQF vs. Bos.: 1995-96

MOST GOALS OPPONENT

23 - PDSF vs. Pit.: 1992-93

At Home

11 - ECQF vs. NYR: 2007-08

On Road

18 - PDSF vs. Pit.: 1992-93

MOST GOALS BOTH TEAMS

36 - PDSF vs. Pit. (Pit. 23, NJ 13): 1992-93

At Home

19 - ECSF vs. Ott. (Ott. 10, NJ 9): 2006-07

On Road

24 - PDSF vs. Pit. (Pit. 16, NJ 8): 1992-93

GREATEST GOAL DIFFERENTIAL FOR

11 - ECQF vs. Mtl. (NJ 22, Mtl. 11): 1996-97

At Home

10 - ECQF vs. Mtl. (NJ 13, Mtl. 3): 1996-97

On Road

9 - ECQF vs. Bos. (NJ 11, Bos. 2): 1994-95

GREATEST GOAL DIFFERENTIAL AGAINST

10 - PDSF vs. Pit. (Pit. 23, NJ 13): 1992-93

At Home

6 - ECQF vs. NYR (NYR 11, NJ 5): 2007-08

On Road

12 - PDSF vs. Pit. (Pit. 18, NJ 6): 1992-93

POWER PLAY**MOST POWER PLAY GOALS**

9 - ECQF vs. Mtl.: 1996-97

At Home

6 - ECQF vs. Mtl.: 1996-97

On Road

4 - ECQF vs. Bos.: 1994-95

MOST POWER PLAY CHANCES

32 - ECQF vs. Phi.: 2009-10 (4-32)

At Home

17 - ECQF vs. Mtl.: 1996-97 (6-17)

On Road

17 - PDSF vs. Pit.: 1992-93 (1-17)

MOST POWER PLAY GOALS OPPONENT

9 - ECSF vs. Car.: 2005-06

At Home

5 - ECQF vs. Phi.: 2009-10

On Road

7 - ECSF vs. Car.: 2005-06

MOST SHORTHANDED SITUATIONS

29 - ECQF vs. Phi.: 2009-10 (8-29)

At Home

16 - ECQF vs. Phi.: 2009-10 (5-16)

On Road

18 - PDSF vs. Pit.: 1992-93 (6-18)

ASSISTS**MOST ASSISTS**

37 - ECQF vs. Mtl.: 1996-97

At Home

23 - ECQF vs. Mtl.: 1996-97

On Road

17 - ECSF vs. Pit.: 1994-95, ECQF vs. Bos.: 1994-95

MOST ASSISTS OPPONENT

44 - PDSF vs. Pit.: 1992-93

At Home

21 - ECQF vs. NYR: 2007-08

On Road

35 - PDSF vs. Pit.: 1992-93

MOST ASSISTS BOTH TEAMS

64 - PDSF vs. Pit. (Pit. 44, NJ 20): 1992-93

At Home

29 - ECQF vs. NYR (NYR 21, NJ 8): 2007-08

On Road

46 - PDSF vs. Pit. (Pit. 35, NJ 11): 1992-93

POINTS**MOST POINTS**

59 - ECQF vs. Mtl. (22g-37a): 1996-97

At Home

36 - ECQF vs. Mtl. (13g-23a): 1996-97

On Road

28 - ECSF vs. Bos. (11g-27a): 1994-95

MOST POINTS OPPONENT

67 - PDSF vs. Pit. (23g-44a): 1992-93

At Home

32 - ECQF vs. NYR (11g-21a): 2007-08

On Road

53 - PDSF vs. Pit. (18g-35a): 1992-93

MOST POINTS BOTH TEAMS

100 - PDSF vs. Pit. (Pit. 23-44-67, NJ 13-20-33): 1992-93

At Home

47 - ECSF vs. Ott. (NJ 9-15-24, Ott. 10-13-23): 2006-07

2011-12 NJD SEASON IN REVIEW

TEAM PLAYOFF RECORDS

FIVE-GAME SERIES, continued

On Road

70 - PDSF vs. Pit.:
(Pit. 18-35-53, NJ 6-11-17):1992-93

PENALTY MINUTES

MOST PENALTY MINUTES

125 - ECSF vs. NYR: 1996-97

At Home

44 - ECQF vs. Phi.: 2009-10

On Road

105 - ECSF vs. NYR: 1996-97

MOST PENALTY MINUTES

OPPONENT

105 - ECQF vs. Mtl.: 1996-97

At Home

75 - ECQF vs. Mtl.: 1996-97

On Road

72 - ECSF vs. NYR: 1996-97

MOST PENALTY MINUTES BOTH TEAMS

227 - ECSF vs. NYR (NJ 125, NYR 102): 1996-97

At Home

118 - ECQF vs. Mtl. (Mtl. 75, NJ 43): 1996-97

On Road

177 - ECSF vs. NYR (NJ 105, NYR 72): 1996-97

SHOTS

MOST SHOTS

211 - ECQF vs. Mtl.: 1996-97

At Home

125 - ECQF vs. Mtl.: 1996-97

On Road

97 - ECQF vs. Phi.: 2003-04

MOST SHOTS OPPONENT

165 - ECSF vs. Ott.: 2006-07

At Home

95 - ECSF vs. Ott.: 2006-07

On Road

107 - ECSF vs. Car.: 2005-06

MOST SHOTS BOTH TEAMS

353 - ECQF vs. Mtl. (NJ 211, Mtl. 142): 1996-97

At Home

201 - ECQF vs. Mtl. (NJ 125, Mtl. 76): 1996-97

On Road

181 - ECQF vs. Phi. (NJ 97, Phi. 84): 2003-04

FEWEST SHOTS

125 - ECSF vs. Car.: 2005-06

At Home

58 - ECQF vs. Phi.: 2003-04, ECQF vs. Bos.: 1994-95

On Road

47 - ECQF vs. Bos.: 2002-03

FEWEST SHOTS OPPONENT

99 - ECF vs. Pit.: 2000-01

At Home

44 - ECSF vs. Car.: 2005-06

On Road

41 - ECF vs. Pit.: 2000-01

FEWEST SHOTS BOTH TEAMS

247 - ECF vs. Pit. (NJ 148, Pit. 99): 2000-01

At Home

107 - ECSF vs. Car. (NJ 63, Car. 44): 2005-06

On Road

106 - ECQF vs. Bos. (Bos. 59, NJ 47): 2002-03

SIX-GAME SERIES

GOALS

MOST GOALS SCORED

23 - PDSF vs. NYI: 1987-88

At Home

13 - PDSF vs. Wsh.: 1989-90, PDSF vs. NYI: 1987-88

On Road

14 - ECSF vs. Bos.: 1993-94

MOST GOALS OPPONENT

21 - PDSF vs. Wsh.: 1989-90

At Home

14 - PDSF vs. Wsh.: 1989-90

On Road

9 - ECQF vs. Ott: 1997-98, ECSF vs. Bos.: 1993-94

MOST GOALS BOTH TEAMS

41 - PDSF vs. NYI (NJ 23, NYI 18): 1987-88

At Home

27 - PDSF vs. Wsh. (Wsh. 14, NJ 13): 1989-90

On Road

23 - ECSF vs. Bos. (NJ 14, Bos. 9): 1993-94

GREATEST GOAL DIFFERENTIAL FOR

12 - ECQF vs. Car. (NJ 20, Car. 8): 2000-01

At Home

6 - ECSF vs. Tor. (NJ 10, Tor. 4): 1999-00

On Road

7 - ECQF vs. Car. (NJ 11, Car. 4): 2000-01

ECF vs. Phi. (NJ 12, Phi. 5): 1994-95

GREATEST GOAL DIFFERENTIAL AGAINST

3 - PDSF vs. Wsh. (Wsh. 21, NJ 18): 1989-90

At Home

1 - ECF vs. Phi. (Phi. 9, NJ 8): 1994-95

PDSF vs. Wsh. (Wsh. 14, NJ 13): 1989-90

On Road

4 - ECQF vs. Ott. (Ott. 9, NJ 5): 1997-98

POWER PLAY

MOST POWER PLAY GOALS

10 - PDSF vs. NYI: 1987-88

At Home

6 - ECQF vs. Mtl.: 1996-97, PDSF vs. NYI: 1987-88

On Road

4 - ECF vs. Phi.: 1994-95, PDSF vs. NYI: 1987-88

MOST POWER PLAY CHANCES

43 - PDSF vs. NYI: 1987-88 (10-43)

At Home

20 - PDSF vs. NYI: 1987-88 (6-20)

On Road

23 - PDSF vs. NYI: 1987-88 (4-23)

MOST POWER PLAY GOALS OPPONENT

5 - ECSF vs. Bos.: 1993-94, PDSF vs. NYI: 1987-88

At Home

2 - PDSF vs. Wsh.: 1989-90

On Road

5 - PDSF vs. NYI: 1987-88

MOST SHORTHANDED SITUATIONS

38 - PDSF vs. NYI: 1987-88 (5-38)

At Home

16 - PDSF vs. NYI: 1987-88 (0-16)

On Road

22 - PDSF vs. NYI: 1987-88 (5-22)

ASSISTS

MOST ASSISTS

43 - PDSF vs. NYI: 1987-88

At Home

26 - PDSF vs. NYI: 1987-88

On Road

19 - ECQF vs. Car.: 2000-01, ECF vs. Phi.: 1994-95, ECSF vs. Bos. 1993-94

MOST ASSISTS OPPONENT

28 - PDSF vs. Wsh.: 1990-91

At Home

18 - PDSF vs. Wsh.: 1990-91

On Road

15 - ECSF vs. Bos.: 1993-94

MOST ASSISTS BOTH TEAMS

66 - PDSF vs. NYI (NJ 43, NYI 23): 1987-88

At Home

39 - PDSF vs. Wsh. (NJ 21, Wsh. 18): 1989-90

On Road

34 - ECSF vs. Bos. (NJ 19, Bos. 15): 1994-95

POINTS

MOST POINTS

66 - PDSF vs. NYI (23g-43a): 1987-88

At Home

39 - PDSF vs. NYI (13g-26a): 1987-88

On Road

33 - ECSF vs. Bos. (14g-19a): 1993-94

MOST POINTS OPPONENT

49 - PDSF vs. Wsh. (21g-28a): 1989-90

2011-12 NJD SEASON IN REVIEW

TEAM PLAYOFF RECORDS

SIX-GAME SERIES, continued

At Home

32 - PDSF vs. Wsh. (14g-18a):
1989-90

On Road

24 - ECSF vs. Bos. (9g-15a):
1993-94

MOST POINTS BOTH TEAMS

107 - PDSF vs. NYI (NJ 23-43-66,
NYI 18-23-41):1987-88

At Home

67 - PDSF vs. Wsh. (NJ 13-22-35,
Wsh. 14-18-32):1989-90

On Road

57 - ECSF vs. Bos. (NJ 14-19-33,
Bos. 9-15-24):1993-94

PENALTY MINUTES

MOST PENALTY MINUTES

241 - PDSF vs. NYI: 1987-88

At Home

146 - PDSF vs. Wsh.: 1989-90

On Road

127 - PDSF vs. NYI: 1987-88

MOST PENALTY MINUTES

OPPONENT

252 - PDSF vs. NYI: 1987-88

At Home

135 - PDSF vs. Wsh.: 1989-90

On Road

129 - PDSF vs. NYI: 1987-88

MOST PENALTY MINUTES BOTH TEAMS

493 - PDSF vs. NYI
(NYI 252, NJ 241): 1987-88

At Home

281 - PDSF vs. Wsh. (NJ 146, Wsh.
135): 1989-90

On Road

256 - PDSF vs. NYI (NYI 129, NJ
127): 1987-88

SHOTS

MOST SHOTS

209 - SCF vs. Dal.: 1999-00

At Home

104 - ECQF vs. Car.: 2000-01

On Road

108 - ECQF vs. Car.: 2001-02

MOST SHOTS OPPONENT

188 - ECSF vs. Bos.: 1993-94

At Home

101 - PDSF vs. NYI: 1987-88

On Road

110 - ECSF vs. Bos.: 1993-94

MOST SHOTS BOTH TEAMS

359 - ECSF vs. Bos.
(Bos. 188, NJ 171): 1993-94

At Home

178 - PDSF vs. NYI

(NYI 101, NJ 77): 1987-88

SCF vs. Dal. (NJ 102, Dal. 76):
1999-00

On Road

194 - ECSF vs. Bos. (Bos. 110, NJ
84): 1993-94

FEWEST SHOTS

169 - ECQF vs. TB: 2006-07

At Home

74 - ECQF vs. TB: 2006-07

On Road

68 - PDSF vs. Wsh.: 1989-90

FEWEST SHOTS OPPONENT

114 - ECQF vs. Car.: 2000-01

At Home

50 - ECQF vs. Car.: 2000-01

On Road

59 - ECF vs. Phi.: 1994-95

FEWEST SHOTS BOTH TEAMS

299 - ECF vs. Phi. (NJ 180, Phi.119):
1994-95

At Home

150 - ECSF vs. Tor. (NJ 99, Tor. 51):
1999-00

On Road

143 - ECF vs. Phi. (NJ 84, Phi. 59):
1994-95

SEVEN-GAME SERIES

GOALS

MOST GOALS SCORED

25 - PDSF vs. NYR: 1991-92,
PDF vs. Wsh.: 1987-88

At Home

15 - SCF vs. Ana.: 2002-03

On Road

17 - PDSF vs. NYR: 1991-92

MOST GOALS OPPONENT

30 - WCF vs. Bos.: 1987-88

At Home

15 - PDF vs. Wsh.: 1987-88

On Road

21 - PDSF vs. NYR: 1991-92

MOST GOALS BOTH TEAMS

53 - PDSF vs. NYR (NYR 28, NJ 25):
1991-92

At Home

28 - PDF vs. Wsh. (Wsh. 15, NJ 13):
1987-88

On Road

38 - PDSF vs. NYR (NYR 21, NJ 17):
1991-92

GREATEST GOAL DIFFERENTIAL FOR

7 - SCF vs. Ana. (NJ 19, Ana. 12):
2002-03

At Home

12 - SCF vs. Ana. (NJ 15, Ana. 3):
2002-03

On Road

6 - ECF vs. Phi. (NJ 13, Phi. 7):
1999-00

GREATEST GOAL DIFFERENTIAL AGAINST

11 - WCF vs. Bos. (Bos. 30, NJ 19):
1987-88

At Home

5 - SCF vs. Col. (Col. 9, NJ 4):
2000-01

On Road

11 - WCF vs. Bos. (Bos. 20, NJ 9):
1987-88

POWER PLAY

MOST POWER PLAY GOALS

8 - PDSF vs. Pit.: 1990-91, PDF vs.
Wsh.: 1987-88

At Home

4 - ECQF vs. Buf.: 1993-94, PDSF
vs. Pit.: 1990-91,
PDF vs. Wsh.: 1987-88

On Road

4 - Accomplished six times, most
recently ECQF vs. Pit.: 1998-99

MOST POWER PLAY CHANCES

38 - ECQF vs. Buf.: 1993-94 (4-38)
WCF vs. Bos.: 1987-88 (5-38)

At Home

20 - ECSF vs. Tor.: 2000-01 (3-20)

On Road

24 - WCF vs. Bos.: 1987-88 (3-24)

MOST POWER PLAY GOALS OPPONENT

11 - WCF vs. Bos.: 1987-88

At Home

4 - WCF vs. Bos., PDF vs. Wsh.:
1987-88

On Road

7 - WCF vs. Bos.: 1987-88

MOST SHORTHANDED SITUATIONS

52 - PDF vs. Wsh.: 1987-88 (6-52)

At Home

29 - PDF vs. Wsh.: 1987-88 (4-29)

On Road

24 - WCF vs. Bos.: 1987-88 (7-24)

ASSISTS

MOST ASSISTS

44 - PDSF vs. NYR: 1991-92

At Home

29 - SCF vs. Ana.: 2002-03

On Road

31 - PDSF vs. NYR: 1991-92

MOST ASSISTS OPPONENT

47 - WCF vs. Bos.: 1991-92

At Home

21 - PDF vs. Wsh.: 1987-88

On Road

32 - WCF vs. Bos.: 1987-88

MOST ASSISTS BOTH TEAMS

85 - PDSF vs. NYR (NJ 44, NYR 41):
1991-92

2011-12 NJD SEASON IN REVIEW

TEAM PLAYOFF RECORDS

SEVEN-GAME SERIES, continued

At Home

42 - ECSF vs. Tor. (NJ 23, Tor. 19):
2000-01

On Road

63 - PDSF vs. NYR (NYR 32, NJ 31):
1991-92

POINTS

MOST POINTS

69 - PDSF vs. NYR (25g-44a):
1991-92

At Home

44 - SCF vs. Ana. (15g-29a):
2002-03

On Road

48 - PDSF vs. NYR (17g-31a):
1991-92

MOST POINTS OPPONENT

77 - WCF vs. Bos. (30g-47a):
1987-88

At Home

36 - PDF vs. Wsh. (15g-21a):
1987-88

On Road

53 - PDSF vs. NYR (21g-32a):
1991-92

MOST POINTS BOTH TEAMS

138 - PDSF vs. NYR
(NYR 28-41-69, NJ 25-44-69):
1991-92

At Home

67 - PDF vs. Wsh. (NJ 13-18-31,
Wsh. 15-21-36):1987-88

On Road

101 - PDSF vs. NYR (NYR 21-32-53,
NJ 17-31-48):1991-92

PENALTY MINUTES

MOST PENALTY MINUTES

349 - PDF vs. Wsh.: 1987-88

At Home

219 - PDF vs. Wsh.: 1987-88

On Road

141 - WCF vs. Bos.: 1987-88

MOST PENALTY MINUTES OPPONENT

305 - PDF vs. Wsh.: 1987-88

At Home

191 - PDF vs. Wsh.: 1987-88

On Road

130 - PDSF vs. Pit.: 1990-91

MOST PENALTY MINUTES BOTH TEAMS

654 - PDF vs. Wsh. (NJ 349, Wsh.
305): 1987-88

At Home

410 - PDF vs. Wsh. (NJ 219, Wsh.
191): 1987-88

On Road

264 - WCF vs. Bos. (NJ 141, Bos.
123): 1987-88

SHOTS

MOST SHOTS

262 - ECQF vs. Buf.: 1993-94

At Home

150 - ECQF vs. Car.: 2008-09

On Road

141 - PDSF vs. NYR: 1991-92

MOST SHOTS OPPONENT

261 - ECF vs. NYR: 1993-94

At Home

126 - ECQF vs. Car.: 2008-09

On Road

153 - ECF vs. NYR: 1993-94

MOST SHOTS BOTH TEAMS

481 - ECQF vs. Car. (NJ 242, Car.
239): 2008-09

At Home

276 - ECQF vs. Car. (NJ 150, Car.
126): 2008-09

On Road

275 - ECF vs. NYR (NYR 153, NJ
122): 1993-94

FEWEST SHOTS

178 - SCF vs. Col.: 2000-01

At Home

70 - WCF vs. Bos.: 1987-88

On Road

85 - SCF vs. Ana.: 2002-03

FEWEST SHOTS OPPONENT

140 - ECQF vs. Pit.: 1998-99

At Home

51 - SCF vs. Col.: 2000-01

On Road

68 - ECQF vs. Pit.: 1998-99

FEWEST SHOTS BOTH TEAMS

324 - SCF vs. Col. (NJ 178, Col.
146): 2000-01

At Home

132 - SCF vs. Col. (NJ 81, Col. 51):
2000-01

On Road

192 - SCF vs. Col. (NJ 97, Col. 95):
2000-01

GOALS

MOST GOALS SCORED

10 - 4/22/88 in 10-4 win vs. Wsh.

At Home

10 - 4/22/88 in 10-4 win vs. Wsh.

On Road

7 - 4/21/92 in 7-3 win @ NYR

MOST GOALS OPPONENT

8 - 5/1/92 in 8-4 loss @ NYR
4/27/92 in 8-5 loss @ NYR

At Home

7 - 4/28/88 in 7-2 loss vs. Wsh.

On Road

8 - 5/1/92 in 8-4 loss @ NYR
4/27/92 in 8-5 loss @ NYR

MOST GOALS BOTH TEAMS

14 - 4/22/88 in 10-4 win vs. Wsh.

At Home

14 - 4/22/88 in 10-4 win vs. Wsh.

On Road

13 - 4/27/92 in 8-5 loss @ NYR

GREATEST MARGIN OF VICTORY

6 - 4/22/88 in 10-4 win vs. Wsh.

At Home

6 - 4/22/88 in 10-4 win vs. Wsh.

On Road

5 - 5/19/01 in 5-0 win @ Pit.

5/7/95 in 5-0 win @ Bos.

GREATEST MARGIN OF DEFEAT

7 - 4/20/93 in 7-0 loss @ Pit.

GAME

At Home

5 - 5/6/88 in 6-1 loss vs. Bos.
4/28/88 in 7-2 loss vs. Wsh.

On Road

7 - 4/20/93 in 7-0 loss @ Pit.

MOST CONSECUTIVE GOALS

6 - 5/30/00 in 7-3 win vs. Dal.

At Home

6 - 5/30/00 in 7-3 win vs. Dal.

On Road

5 - 5/19/01 in 5-0 win @ Pit.

5/7/95 in 5-0 win @ Bos.

MOST CONSECUTIVE GOALS OPPONENT

7 - 4/20/93 in 7-0 loss @ Pit.

At Home

6 - 4/28/88 in 7-2 loss vs. Wsh.

On Road

7 - 4/20/93 in 7-0 loss @ Pit.

POWER PLAY

MOST POWER PLAY GOALS

5 - 4/22/06 in 6-1 win vs. NYR

At Home

5 - 4/22/06 in 6-1 win vs. NYR

On Road

3 - 4/11/91 in 4-2 win @ Pit.

4/20/88 in 5-2 win @ Wsh.

MOST POWER PLAY CHANCES

13 - 4/22/06 in 6-1 win vs. NYR
(5-13)

At Home

13 - 4/22/06 in 6-1 win vs. NYR
(5-13)

On Road

9 - 4/17/01 in 4-0 win @ Car. (0-9)

4/6/88 in 4-3 OT loss @ NYI (1-9)

MOST POWER PLAY GOALS OPPONENT

5 - 5/6/06 in 6-0 loss @ Car.

At Home

2 - Accomplished eight times,
most recently 4/22/10

in 3-0 loss vs. Phi.

On Road

5 - 5/6/06 in 6-0 loss @ Car.

MOST SHORTHANDED SITUATIONS

11 - 4/22/88 in 10-4 win vs. Wsh.
(1-11)

At Home

11 - 4/22/88 in 10-4 win vs. Wsh.
(1-11)

On Road

10 - 4/6/88 in 4-3 OT loss @ NYI
(3-10)

ASSISTS

MOST ASSISTS

14 - 4/22/88 in 10-4 win vs. Wsh.

At Home

14 - 4/22/88 in 10-4 win vs. Wsh.

2011-12 NJD SEASON IN REVIEW

TEAM PLAYOFF RECORDS

PERIOD, continued

On Road

6 - Accomplished six times, most recently 5/14/00 in 1st per. of 4-1 win @ Phi.

MOST ASSISTS OPPONENT

8 - 4/20/93 in 2nd per. of 7-0 loss @ Pit.

5/6/88 in 2nd per. of 6-1 loss vs. Bos.

At Home

8 - 5/6/88 in 2nd per. of 6-1 loss vs. Bos.

On Road

8 - 4/20/93 in 2nd per. of 7-0 loss @ Pit.

MOST ASSISTS BOTH TEAMS

11 - 4/27/92 in 3rd per. of

8-5 loss @ NYR (NJ 6, NYR 5)

At Home

10 - 5/6/88 in 2nd per. of

6-1 loss vs. Bos. (Bos. 8, NJ 2)

On Road

11 - 4/27/92 in 3rd per. of

8-5 loss @ NYR (NJ 6, NYR 5)

POINTS

MOST POINTS

12 - 5/9/01 in 2nd per. of 5-1 win vs. Tor. (4g-8a)

At Home

12 - 5/9/01 in 2nd per. of 5-1 win vs. Tor. (4g-8a)

On Road

9 - Accomplished five times, most recently 5/14/00 in 1st per. of 4-1 win @ Phi.

MOST POINTS OPPONENT

13 - 5/6/88 in 2nd per. of 6-1 loss vs. Bos. (5g-8a)

At Home

13 - 5/6/88 in 2nd per. of 6-1 loss vs. Bos. (5g-8a)

On Road

12 - 4/20/93 in 2nd per. of 7-0 loss @ Pit. (4g-8a)

MOST POINTS BOTH TEAMS

17 - 4/27/92 in 3rd per. of

8-5 loss @ NYR

(NJ 3-6-9, NYR 3-5-8)

4/22/88 in 2nd per. of

10-4 win vs. Wsh.

(NJ 5-6-11, Wsh. 3-3-6)

At Home

17 - 4/22/88 in 2nd per. of

10-4 win vs. Wsh.

(NJ 5-6-11, Wsh. 3-3-6)

On Road

17 - 4/27/92 in 3rd per. of

8-5 loss @ NYR

(NJ 3-6-9, NYR 3-5-8)

PENALTY MINUTES

MOST PENALTY MINUTES

75 - 5/8/97 in 3rd per. of

3-0 loss @ NYR

At Home

60 - 4/22/88 in 3rd per. of

10-4 win vs. Wsh.

On Road

75 - 5/8/97 in 3rd per. of

3-0 loss @ NYR

MOST PENALTY MINUTES OPPONENT

79 - 4/29/92 in 3rd per. of

5-3 win vs. NYR

At Home

79 - 4/29/92 in 3rd per. of

5-3 win vs. NYR

On Road

54 - 4/17/01 in 3rd per. of

4-0 win @ Car.

4/20/88 in 2nd per. of

5-2 win @ Wsh.

MOST PENALTY MINUTES BOTH TEAMS

TEAMS

137 - 4/22/88 in 3rd per. of

10-4 win vs. Wsh. (Wsh. 77, NJ 60)

At Home

137 - 4/22/88 in 3rd per. of

10-4 win vs. Wsh. (Wsh. 77, NJ 60)

On Road

125 - 5/8/97 in 3rd per. of

3-0 loss @ NYR (NJ 75, NYR 50)

SHOTS

MOST SHOTS

20 - 5/11/97, in 2nd per. of

2-1 OT loss vs. NYR

At Home

20 - 5/11/97, in 2nd per. of

2-1 OT loss vs. NYR

On Road

19 - 4/18/00 in 2nd per. of

2-1 win @ Fla.

4/27/92 in 2nd per. of

8-5 loss @ NYR

MOST SHOTS OPPONENT

22 - 4/21/09 in 2nd per. of

4-3 loss @ Car.

At Home

20 - 5/6/88 in 2nd per. of

6-1 loss vs. Bos.

On Road

22 - 4/21/09 in 2nd per. of

4-3 loss @ Car.

MOST SHOTS BOTH TEAMS

34 - 4/23/09 in 2nd per. of

1-0 win vs. Car. (Car. 19, NJ 15)

At Home

34 - 4/23/09 in 2nd per. of

1-0 win vs. Car. (Car. 19, NJ 15)

On Road

32 - 4/21/09 in 2nd per. of

4-3 loss @ Car. (Car. 22, NJ 10)

5/14/00 in 1st per. of

4-1 win @ Phi. (NJ 16, Phi. 16)

5/8/97 in 2nd per. of

3-0 loss @ NYR (NJ 16, NYR 16)

FEWEST SHOTS

1 - 5/9/94 in 3rd per. of

2-0 win vs. Bos.

At Home

1 - 5/9/94 in 3rd per. of

2-0 win vs. Bos.

On Road

2 - 5/29/01 in 3rd per. of

2-1 win @ Col.

4/23/94 in 1st per. of

5-3 loss @ Buf.

FEWEST SHOTS OPPONENT

1 - Accomplished six times, most recently 4/26/01 in 3rd per. of 2-0 loss vs. Tor.

At Home

1 - Accomplished four times, most recently 4/26/01 in 3rd per. of 2-0 loss vs. Tor.

On Road

1 - 6/10/00 in 4th per. of 2-1 2 OT win @ Dal.

4/18/00 in 2nd per. of 2-1 win @ Fla.

2011-12 NJD SEASON IN REVIEW

INDIVIDUAL PLAYOFF RECORDS

CAREER

MOST SEASONS

15 - Martin Brodeur

MOST GAMES PLAYED

181 - Martin Brodeur

MOST GOALS

40 - Patrik Elias

By Defenseman

17 - Brian Rafalski, Scott

Niedermayer,

Scott Stevens

MOST ASSISTS

77 - Patrik Elias

By Defenseman

47 - Scott Niedermayer

MOST POINTS

117 - Patrik Elias (40g-77a)

By Defenseman

64 - Scott Niedermayer (17g-47a)

MOST POINTS AT HOME

67 - Patrik Elias (16g-51a)

By Defenseman

37 - Scott Stevens (9g-28a)

MOST POINTS ON ROAD

50 - Patrik Elias (24g-26a)

By Defenseman

37 - Scott Niedermayer (11g-26a)

MOST SHOTS

387 - Patrik Elias

By Defenseman

295 - Scott Stevens

MOST PENALTY MINUTES

296 - Ken Daneyko

By Defenseman

296 - Ken Daneyko

MOST POWER PLAY GOALS

19 - Patrik Elias

MOST POWER PLAY POINTS

50 - Patrik Elias (19g-31a)

MOST SHORTHANDED GOALS

4 - Brian Rolston, John Madden

MOST GAME-WINNING GOALS

6 - Accomplished five times,
most recently Jamie Langenbrunner

MOST HAT TRICKS

1 - Accomplished five times,
most recently John Madden

HIGHEST PLUS/MINUS

33 - Scott Stevens

By Defenseman

33 - Scott Stevens

GOALTENDING

MOST GAMES PLAYED

181 - Martin Brodeur

MOST MINUTES PLAYED

11248 - Martin Brodeur

MOST VICTORIES

99 - Martin Brodeur

MOST DEFEATS

82 - Martin Brodeur

BEST GAA (2 seasons)

2.01 - Martin Brodeur

MOST SHUTOUTS

23 - Martin Brodeur

MOST PENALTY MINUTES

34 - Martin Brodeur

SEASON

MOST GOALS

13 - Claude Lemieux: 1994-95

By Defenseman

7 - Brian Rafalski: 2000-01

By Rookie

5 - Doug Brown: 1987-88

MOST ASSISTS

16 - Scott Niedermayer: 2002-03

By Defenseman

16 - Scott Niedermayer: 2002-03

By Rookie

6 - Scott Gomez, Brian Rafalski:
1999-00

Jim Dowd: 1993-94

MOST POINTS

23 - Patrik Elias (9g-14a): 2000-01

By Defenseman

18 - Scott Niedermayer (2g-16a):
2002-03

Brian Rafalski (7g-11a): 2000-01

By Rookie

10 - Scott Gomez (4g-6a): 1999-00

MOST POINTS AT HOME

18 - Patrik Sundstrom (6g-12a):
1987-88

By Defenseman

14 - Scott Niedermayer (1g-13a):
2002-03

By Rookie

5 - Scott Gomez (3g-2a): 1999-00

John Madden (1g-4a): 1999-00

MOST POINTS ON ROAD

15 - Aaron Broten (5g-10a): 1987-88

By Defenseman

13 - Brian Rafalski (6g-7a): 2000-01

By Rookie

7 - Brian Rafalski (2g-5a): 1999-00

MOST SHOTS

78 - Claude Lemieux: 1999-00

By Defenseman

56 - Scott Stevens: 1993-94

MOST PENALTY MINUTES

113 - Perry Anderson: 1987-88

By Defenseman

83 - Ken Daneyko: 1987-88

MOST POWER PLAY GOALS

5 - Jason Arnott: 2000-01, Mark

Johnson: 1987-88

MOST POWER PLAY POINTS

11 - Mark Johnson: 1987-88

MOST SHORTHANDED GOALS

2 - Accomplished five times, most
recently John

Madden: 2005-06

MOST GAME-WINNING GOALS

4 - Jeff Friesen, Jamie

Langenbrunner: 2002-03

Neal Broten: 1994-95

MOST HAT TRICKS

1 - Accomplished five times, most
recently John

Madden: 2005-06

HIGHEST PLUS/MINUS

15 - Petr Sykora: 2000-01

By Defenseman

14 - Scott Stevens: 2002-03

GOALTENDING

MOST GAMES PLAYED

25 - Martin Brodeur: 2000-01

MOST MINUTES PLAYED

1505 - Martin Brodeur: 2000-01

MOST VICTORIES

16 - Martin Brodeur: 2002-03, 1999-
00, 1994-95

MOST DEFEATS

10 - Martin Brodeur: 2000-01

BEST GOALS-AGAINST AVERAGE

(8 GPI)

1.61 - Martin Brodeur: 1999-00

MOST SHUTOUTS

7 - Martin Brodeur: 2002-03

2011-12 NJD SEASON IN REVIEW

INDIVIDUAL PLAYOFF RECORDS

FOUR-GAME SERIES

MOST GOALS

5 - Patrik Elias: ECQF vs. NYR, 2005-06

By Defenseman

2 - Scott Niedermayer, Scott Stevens: ECQF vs. Fla., 1999-00

By Rookie

1 - Accomplished four times, most recently Zach Parise: ECQF vs. NYR, 2005-06

MOST ASSISTS

6 - Patrik Elias, Jamie Langenbrunner: ECQF vs. NYR, 2005-06

By Defenseman

3 - Paul Martin, Brian Rafalski: ECQF vs. NYR, 2005-06
Scott Niedermayer: SCF vs. Det., 1994-95

By Rookie

2 - John Madden: ECQF vs. Fla., 1999-00

MOST POINTS

11 - Patrik Elias (5g-6a): ECQF vs. NYR, 2005-06

By Defenseman

4 - Brian Rafalski (1g-3a): ECQF vs. NYR, 2005-06
Scott Stevens (1g-3a): ECQF vs. Fla., 1999-00
Scott Niedermayer (2g-2a): SCF vs. Det., 1994-95

By Rookie

3 - Brian Rafalski (1g-2a): ECQF vs. Fla., 1999-00

MOST POINTS AT HOME

6 - Patrik Elias (2g-4a): ECQF vs. NYR, 2005-06

By Defenseman

3 - Scott Stevens (2g-1a): ECQF vs. Fla., 1999-00
Bruce Driver (1g-2a): SCF vs. Det., 1994-95

By Rookie

2 - Sergei Brylin (1g-1a): SCF vs. Det., 1994-95
John Madden (2a): ECQF vs. Fla., 1999-00

MOST POINTS ON ROAD

5 - Patrik Elias (3g-2a): ECQF vs. NYR, 2005-06

By Defenseman

3 - Brian Rafalski (1g-2a): ECQF vs. Fla., 1999-00
Scott Niedermayer (1g-2a): SCF vs. Det., 1994-95

By Rookie

3 - Brian Rafalski (1g-2a): ECQF vs. Fla., 1999-00

MOST SHOTS

18 - Scott Gomez, John Madden: ECQF vs. NYR, 2005-06
Claude Lemieux: ECQF vs. Fla., 1999-00

By Defenseman

11 - Scott Niedermayer: ECQF vs. Fla., 1999-00

MOST PENALTY MINUTES

14 - Claude Lemieux: ECQF vs. Fla., 1999-00

By Defenseman

6 - Ken Daneyko: SCF vs. Det., 1994-95

MOST POWER PLAY GOALS

3 - Patrik Elias: ECQF vs. NYR, 2005-06

MOST POWER PLAY POINTS

6 - Patrik Elias (2g-4a): ECQF vs. Car., 2001-02

MOST SHORTHANDED GOALS

2 - John Madden: ECQF vs. NYR, 2005-06

MOST GAME-WINNING GOALS

2 - Brian Gionta: ECQF vs. NYR, 2005-06
Neal Broten: SCF vs. Det., 1994-95

MOST HAT TRICKS

1 - John Madden: ECQF vs. NYR, 2005-06

HIGHEST PLUS/MINUS

6 - Paul Martin: ECQF vs. NYR, 2005-06

By Defenseman

6 - Paul Martin: ECQF vs. NYR, 2005-06

GOALTENDING

MOST GAMES PLAYED

4 - Martin Brodeur: ECQF vs. NYR, 2005-06
Martin Brodeur: ECQF vs. Fla., 1999-00
Martin Brodeur: SCF vs. Det., 1994-95

MOST MINUTES PLAYED

240 - Martin Brodeur: ECQF vs. Fla., 1999-00
Martin Brodeur: SCF vs. Det., 1994-95

MOST VICTORIES

4 - Martin Brodeur: ECQF vs. NYR, 2005-06
Martin Brodeur: ECQF vs. Fla., 1999-00
Martin Brodeur: SCF vs. Det., 1994-95

MOST DEFEATS

n/a

BEST GOALS-AGAINST AVERAGE (4 GPI)

1.00 - Martin Brodeur: ECQF vs. NYR, 2005-06

MOST SHUTOUTS

1 - Martin Brodeur: ECQF vs. NYR, 2005-06

MOST PENALTY MINUTES

2 - Martin Brodeur: SCF vs. Det., 1994-95

FIVE-GAME SERIES

MOST GOALS

6 - Claude Lemieux: ECSF vs. Pit., 1994-95

By Defenseman

3 - Brian Rafalski: ECF vs. Pit., 2000-01

By Rookie

2 - Patrik Elias: ECQF vs. Mtl., 1996-97

MOST ASSISTS

6 - Accomplished four times, most recently Scott Gomez: ECQF vs. Phi., 2003-04

By Defenseman

5 - Brian Rafalski: ECSF vs. Car., 2005-06
Brian Rafalski: ECF vs. Pit., 2000-01
Shawn Chambers: ECQF vs. Mtl., 1996-97

By Rookie

3 - Scott Niedermayer: PDSF vs. Pit., 1992-93

MOST POINTS

8 - Accomplished four times, most recently John Madden (2g-6a): ECQF vs. Bos., 2002-03

By Defenseman

8 - Brian Rafalski (3g-5a): ECF vs. Pit., 2000-01

By Rookie

4 - Patrik Elias (2g-2a): ECQF vs. Mtl., 1996-97

MOST POINTS AT HOME

7 - Jamie Langenbrunner (5g-2a): ECQF vs. Bos., 2002-03

By Defenseman

4 - Scott Niedermayer (1g-3a): ECSF vs. TB, 2002-03

By Rookie

2 - Paul Martin (1g-1a): ECQF vs. Phi., 2003-04

MOST POINTS ON ROAD

7 - Stephane Richer (2g-5a): ECQF vs. Bos., 1994-95

By Defenseman

5 - Brian Rafalski (3g-2a): ECF vs. Pit., 2000-01

By Rookie

4 - Patrik Elias (2g-2a): ECQF vs. Mtl., 1996-97

MOST SHOTS

26 - Brian Rolston: ECQF vs. Mtl., 1996-97
Scott Stevens: ECSF vs. Pit., 1994-95

By Defenseman

26 - Scott Stevens: ECSF vs. Pit., 1994-95

MOST PENALTY MINUTES

29 - Reid Simpson: ECSF vs. NYR, 1996-97

By Defenseman

20 - Ken Daneyko: ECQF vs. Mtl., 1996-97

MOST POWER PLAY GOALS

3 - Patrik Elias: ECQF vs. NYR, 2007-08

MOST POWER PLAY POINTS

5 - Shawn Chambers (1g-4a): ECQF vs. Mtl., 1996-97

2011-12 NJD SEASON IN REVIEW

INDIVIDUAL PLAYOFF RECORDS

FIVE-GAME SERIES, continued

MOST SHORTHANDED GOALS

2 - Brian Rolston:
ECQF vs. Mtl., 1996-97

MOST GAME-WINNING GOALS

2 - Jamie Langenbrunner:
ECSF vs. TB, 2002-03
Jamie Langenbrunner:
ECQF vs. Bos., 2002-03
Stephane Richer:
ECQF vs. Bos., 1994-95

MOST HAT TRICKS

1 - Valeri Zelepukin:
ECQF vs. Mtl., 1996-97

HIGHEST PLUS/MINUS

7 - Neal Broten:
ECSF vs. Pit., 1994-95

By Defenseman

6 - Colin White:
ECF vs. Pit., 2000-01

Shawn Chambers:

ECSF vs. Pit., 1994-95

GOALTENDING**MOST GAMES PLAYED**

5 - Accomplished 12 times,
most recently Martin Brodeur:
ECQF vs. Phi., 2009-10

MOST MINUTES PLAYED

352 - Martin Brodeur:
ECSF vs. TB, 2002-03

MOST VICTORIES

4 - Accomplished six times,
most recently Martin Brodeur: ECSF
vs. TB, 2002-03

MOST DEFEATS

4 - Accomplished six times, most
recently Martin
Brodeur: ECQF vs. Phi., 2009-10

**BEST GOALS-AGAINST AVERAGE
(4 GPI)**

0.97 - Martin Brodeur: ECQF vs.
Bos., 1994-95

MOST SHUTOUTS

3 - Martin Brodeur: ECQF vs. Bos.,
1994-95

MOST PENALTY MINUTES

4 - Martin Brodeur: ECSF vs. Ott.,
2006-07

SIX-GAME SERIES

MOST GOALS

6 - Zach Parise:
ECQF vs. TB, 2006-07

By Defenseman

3 - Brian Rafalski:
ECQF vs. Car., 2001-02
Bruce Driver:
PDSF vs. NYI, 1987-88

By Rookie

2 - Accomplished five times,
most recently Brian Gionta:
ECQF vs. Car., 2001-02

MOST ASSISTS

7 - Scott Gomez:
ECQF vs. TB, 2006-07
John MacLean:
PDSF vs. NYI, 1987-88

By Defenseman

5 - Brian Rafalski:
ECQF vs. TB, 2006-07
Bruce Driver:
PDSF vs. Wsh., 1989-90

By Rookie

3 - Accomplished five times,
most recently Travis Zajac:
ECQF vs. TB, 2006-07

MOST POINTS

11 - John MacLean (4g-7a):
PDSF vs. NYI, 1987-88

By Defenseman

7 - Brian Rafalski (2g-5a):
ECQF vs. TB, 2006-07

By Rookie

5 - Scott Gomez (2g-3a):
ECSF vs. Tor., 1999-00

MOST POINTS AT HOME

8 - John MacLean (2g-6a):
PDSF vs. NYI, 1987-88

By Defenseman

4 - Brian Rafalski (1g-3a):
ECQF vs. TB, 2006-07
Bruce Driver (1g-3a):
PDSF vs. Wsh., 1989-90

By Rookie

4 - Brian Gionta (2g-2a):
ECQF vs. Car., 2001-02

MOST POINTS ON ROAD

5 - John MacLean (2g-3a):
ECSF vs. Bos., 1993-94

By Defenseman

3 - Accomplished five times,
most recently Brian Rafalski (1g-2a):
ECQF vs. TB, 2006-07

By Rookie

3 - Travis Zajac (0g-3a):
ECQF vs. TB, 2006-07
Brian Rafalski (1g-2a):
SCF vs. Dal., 2000-01

MOST SHOTS

29 - Zach Parise:
ECQF vs. TB, 2006-07

By Defenseman

21 - Scott Stevens:
ECSF vs. Bos., 1993-94

MOST PENALTY MINUTES

48 - Perry Anderson:
PDSF vs. NYI, 1987-88

By Defenseman

30 - Jim Korn:
PDSF vs. NYI, 1987-88

MOST POWER PLAY GOALS

3 - Brian Rafalski:
ECQF vs. Car., 2001-02
Bruce Driver: PDSF vs. NYI, 1987-88

MOST POWER PLAY POINTS

6 - Patrik Elias (2g-4a):
ECQF vs. Car., 2001-02

MOST SHORTHANDED GOALS

1 - Accomplished nine times,
most recently Petr Sykora:
ECQF vs. Car., 2000-01

MOST GAME-WINNING GOALS

2 - Brian Gionta: ECQF vs. Car.,
2001-02
Bobby Holik: ECQF vs. Pit., 2000-01

MOST HAT TRICKS

n/a

HIGHEST PLUS/MINUS

7 - Sergei Brylin, Alexander Mogilny:
ECQF vs. Car., 2000-01

By Defenseman

6 - Scott Niedermayer,
Scott Stevens:
ECQF vs. Car., 2000-01

GOALTENDING**MOST GAMES PLAYED**

6 - Accomplished seven times,
most recently Martin Brodeur:
ECQF vs. TB, 2006-07

MOST MINUTES PLAYED

434 - Martin Brodeur:
SCF vs. Dal., 1999-00

MOST VICTORIES

4 - Accomplished five times,
most recently Martin Brodeur:
ECQF vs. TB, 2006-07

MOST DEFEATS

4 - Martin Brodeur:
ECQF vs. Car., 2001-02

Martin Brodeur:

ECQF vs. Ott., 1997-98

**BEST GOALS-AGAINST AVERAGE
(4 GPI)**

1.24 - Martin Brodeur:
SCF vs. Dal., 1999-00

MOST SHUTOUTS

2 - Martin Brodeur:
ECQF vs. Car., 2001-02
Martin Brodeur:

ECSF vs. Tor., 1999-00

MOST PENALTY MINUTES

6 - Martin Brodeur:
ECSF vs. Tor., 1999-00

SEVEN-GAME SERIES

MOST GOALS

5 - Jeff Friesen:
SCF vs. Ana., 2002-03
John MacLean:
PDSF vs. Pit., 1990-91

By Defenseman

3 - Brian Rafalski:
ECSF vs. Tor., 2000-01

By Rookie

3 - Bill Guerin, Kevin Todd:
PDSF vs. NYR, 1991-92

MOST ASSISTS

7 - Bobby Holik:
ECQF vs. Pit., 1998-99
Peter Stastny:
PDSF vs. NYR, 1991-92
John MacLean:
PDSF vs. NYI, 1987-88

2011-12 NJD SEASON IN REVIEW

INDIVIDUAL PLAYOFF RECORDS

SEVEN-GAME SERIES, continued

By Defenseman

5 - Scott Niedermayer:
SCF vs. Ana., 2002-03
Scott Niedermayer:
ECF vs. Ott., 2002-03
Scott Stevens:
ECQF vs. Buf., 1993-94

By Rookie

4 - Jon Morris:
PDSF vs. Pit., 1990-91

MOST POINTS

10 - Peter Stastny (3g-7a):
PDSF vs. NYR, 1991-92
Patrik Sundstrom (4g-6a):
PDF vs. Wsh., 1987-88

By Defenseman

6 - Scott Stevens (1g-5a):
ECQF vs. Buf., 1993-94

By Rookie

5 - Kevin Todd (3g-2a):
PDSF vs. NYR, 1991-92

MOST POINTS AT HOME

9 - Patrik Sundstrom (3g-6a):
PDF vs. Wsh., 1987-88

By Defenseman

5 - Scott Niedermayer (5a):
SCF vs. Ana., 2002-03

By Rookie

4 - Mike Rupp (1g-3a):
SCF vs. Ana., 2002-03

MOST POINTS ON ROAD

7 - Peter Stastny (1g-6a):
PDSF vs. NYR, 1991-92

By Defenseman

5 - Tom Kurvers (2g-3a):
WCF vs. Bos., 1987-88

By Rookie

3 - Bill Guerin (3g):
PDSF vs. NYR, 1991-92

MOST SHOTS

33 - Claude Lemieux:
PDSF vs. NYR, 1991-92

By Defenseman

23 - Bruce Driver:
PDSF vs. NYR, 1991-92

MOST PENALTY MINUTES

38 - Perry Anderson:
WCF vs. Bos., 1987-88
Dave Maley: PDF vs. Wsh., 1987-88

By Defenseman

33 - Ken Daneyko:
ECQF vs. Buf., 1993-94

MOST POWER PLAY GOALS

3 - Mark Johnson:
PDF vs. Wsh., 1987-88

MOST POWER PLAY POINTS

5 - Brendan Shanahan (2g-3a):
PDSF vs. Pit., 1990-91

Mark Johnson (3g-2a):
PDF vs. Wsh., 1987-88

MOST SHORTHANDED GOALS

1 - Accomplished seven times,
most recently John Madden:
ECF vs. Ott., 2002-03

MOST GAME-WINNING GOALS

3 - Jeff Friesen:
ECF vs. Ott., 2002-03

MOST HAT TRICKS

1 - Mark Johnson (4):
PDF vs. Wsh., 1987-88

Patrik Sundstrom:
PDF vs. Wsh., 1987-88

Aaron Broten:

PDF vs. Wsh., 1987-88

HIGHEST PLUS/MINUS

8 - Scott Niedermayer:
SCF vs. Ana., 2002-03

By Defenseman

8 - Scott Niedermayer:
SCF vs. Ana., 2002-03

GOALTENDING

MOST GAMES PLAYED

7 - Accomplished 11 times,
most recently Martin Brodeur:
ECQF vs. Car., 2008-09

MOST MINUTES PLAYED

498 - Martin Brodeur:
ECF vs. NYR, 1993-94

MOST VICTORIES

4 - Accomplished five times,
most recently Martin Brodeur:
SCF vs. Ana., 2002-03

MOST DEFEATS

4 - Accomplished five times,
most recently Martin Brodeur:
ECQF vs. Car., 2008-09

BEST GOALS-AGAINST AVERAGE (4 GPI)

1.61 - Martin Brodeur:
ECQF vs. Buf., 1994-95

MOST SHUTOUTS

3 - Martin Brodeur:
SCF vs. Ana., 2002-03

MOST PENALTY MINUTES

8 - Sean Burke:
WCF vs. Bos., 1987-88

GAME

MOST GOALS

4 - Mark Johnson, 4/22/88 vs. Wsh.

By Defenseman

2 - Accomplished five times,
most recently Brian Rafalski,
4/21/02 vs. Car.

By Rookie

1 - Accomplished 48 times,
most recently Andy Greene,
4/26/07 vs. Ott. (franchise record)

1 - Accomplished 49 times,
most recently Andy Greene,
4/26/07 vs. Ott.

MOST ASSISTS

5 - Patrik Sundstrom,
4/22/88 vs. Wsh.

By Defenseman

4 - Ken Daneyko, 4/22/88 vs. Wsh.

By Rookie

2 - Accomplished ten times,
most recently Travis Zajac,
4/18/07 vs. TB

MOST POINTS

8 - Patrik Sundstrom (3g-5a),
4/22/88 vs. Wsh.

By Defenseman

4 - Ken Daneyko (4a),
4/22/88 vs. Wsh.

By Rookie

3 - Mike Rupp (1g-2a),
6/9/03 vs. Ana.

MOST SHOTS

12 - Bobby Holik, 4/24/02 @ Car.

By Defenseman

8 - Scott Stevens, 5/24/95 vs. Pit.
Scott Stevens, 5/3/94 vs. Bos.

HIGHEST PLUS/MINUS

5 - Patrik Sundstrom,
4/22/88 vs. Wsh.

By Defenseman

3 - Accomplished 22 times,
most recently Paul Martin,
4/26/06 @ NYR

MOST PENALTY MINUTES

37 - Jim Korn
(min., maj., 2 misc., game),
4/28/88 vs. Wsh.

PERIOD

MOST GOALS

2 - Accomplished 21 times,
most recently Patrik Elias,
4/16/08 vs. NYR (2nd)

MOST ASSISTS

3 - Alexander Mogilny,
4/28/01 vs. Tor. (2nd)

MOST POINTS

4 - Alexander Mogilny
(1g-3a), 4/28/01 vs. Tor. (2nd)

NHL Records in *ITALICS*

2011-12 NJD SEASON IN REVIEW

Records Established/Tied

TEAM SEASON

Fewest Power Play Goals Against
27*

Fewest Power Play Goals Against at Home
13*

GAME

Fewest Shots Both Teams
28* – 2/27/12 in 0-2 loss at NYR
(NJ 13, NYR 15)

Fewest PIM
0** – 3/23/12 in 3-4 SO loss vs. Tor.

PERIOD

Fastest Goal Against Start of Period
0:06 – Brad Marchand, 11/15/11, in 3rd
per. of 4-3 loss @ Bos.

Fewest Shots on Road
1** – 2/27/12 in 3rd per. of 1-0 win @
NYR
2/4/12 in 3rd per. of 6-4 win @
Phi.

INDIVIDUAL CAREER GOALTENDING

Most Seasons
18+ – Martin Brodeur

Most Games Played
1191+ – Martin Brodeur

Most Minutes Played
70,028+ – Martin Brodeur

Most Victories
656+ – Martin Brodeur

Most Defeats
375+ – Martin Brodeur

Best GAA (2 seasons/54 games)
2.23+ – Martin Brodeur

Most Shutouts
119+ – Martin Brodeur

INDIVIDUAL CAREER

Most Points
894+ – Patrik Elias

Most Goals
361* – Patrik Elias

Most Power Play Goals
99* – Patrik Elias

Most Power Play Points
291+ - Patrik Elias (99g-192a)

Most Game-Winning Goals
78+ – Patrik Elias

* - Franchise Record

- Team Record

+ - Extends Own Record

** - Ties Franchise Record

2011-12 NJD SEASON IN REVIEW

ALL-TIME LEADER BOARD

DEVILS (1982-2012)

GAMES PLAYED

1. Ken Daneyko	1283
2. MARTIN BRODEUR	1191
3. PATRIK ELIAS	1042
4. Scott Stevens	956
5. John MacLean	934
6. Scott Niedermayer	892
7. Jay Pandolfo	819
8. Bobby Holik	786
9. Sergei Brylin	765
10. Randy McKay	760

GOALS

1. PATRIK ELIAS	361
2. John MacLean	347
3. Bobby Holik	202
4. ZACH PARISE	194
5. Kirk Muller	185
6. Pat Verbeek	170
7. PETR SYKORA	166
8. Brian Gionta	152
9. Randy McKay	151
10. Aaron Broten	147
Stephane Richer	147

ASSISTS

1. PATRIK ELIAS	533
2. Scott Niedermayer	364
3. John MacLean	354
4. Scott Stevens	337
5. Kirk Muller	335
6. Scott Gomez	334
7. Bruce Driver	316
8. Aaron Broten	283
9. Bobby Holik	270
10. Brian Rafalski	267

POINTS

1. PATRIK ELIAS	894
2. John MacLean	701
3. Kirk Muller	520
4. Scott Niedermayer	476
5. Bobby Holik	472
6. Scott Gomez	450
7. Scott Stevens	430
Aaron Broten	430
9. ZACH PARISE	410
10. Bruce Driver	399

PENALTY MINUTES

1. Ken Daneyko	2519
2. Randy McKay	1418
3. John MacLean	1168
4. Scott Stevens	1007
5. Pat Verbeek	943
6. Joe Cirella	886
7. Bobby Holik	863
8. Colin White	848
9. Krzysztof Oliwa	724
10. DAVID CLARKSON	692

GAMES PLAYED

1. MARTIN BRODEUR	1191
2. Chris Terreri	302
3. Glenn Resch	198

MINUTES

1. MARTIN BRODEUR	70028
2. Chris Terreri	16561
3. Glenn Resch	10953

SHUTOUTS

1. MARTIN BRODEUR	119
2. JOHAN HEDBERG	7
Chris Terreri	7

GAA (2 SEASONS MINIMUM)

1. MARTIN BRODEUR	2.23
2. JOHAN HEDBERG	2.30
3. Scott Clemmensen	2.54

WINS

1. MARTIN BRODEUR	656
2. Chris Terreri	118
3. Sean Burke	62

TIES

1. MARTIN BRODEUR	105
2. Chris Terreri	34
3. Sean Burke	23

FRANCHISE (1974-2012)

GAMES PLAYED

1. Ken Daneyko	1283
2. MARTIN BRODEUR	1191
3. PATRIK ELIAS	1042
4. Scott Stevens	956
5. John MacLean	934
6. Scott Niedermayer	892
7. Jay Pandolfo	819
8. Bobby Holik	787
9. Sergei Brylin	765
10. Randy McKay	760

GOALS

1. PATRIK ELIAS	361
2. John MacLean	347
3. Bobby Holik	202
4. ZACH PARISE	194
5. Kirk Muller	185
6. Pat Verbeek	170
7. PETR SYKORA	166
8. Aaron Broten	162
9. Wilf Paiement	153
10. Brian Gionta	152

ASSISTS

1. PATRIK ELIAS	533
2. Scott Niedermayer	364
3. John MacLean	354
4. Scott Stevens	337
5. Kirk Muller	335
6. Scott Gomez	334
7. Bruce Driver	316
8. Aaron Broten	307
9. Bobby Holik	270
10. Brian Rafalski	267

POINTS

1. PATRIK ELIAS	894
2. John MacLean	701
3. Kirk Muller	520
4. Scott Niedermayer	476
5. Bobby Holik	472
6. Aaron Broten	469
7. Scott Gomez	450
8. Scott Stevens	430
9. ZACH PARISE	410
10. Bruce Driver	399

PENALTY MINUTES

1. Ken Daneyko	2519
2. Randy McKay	1418
3. John MacLean	1168
4. Scott Stevens	1007
5. Pat Verbeek	943
6. Joe Cirella	938
7. Bobby Holik	863
8. Colin White	848
9. Krzysztof Oliwa	724
10. DAVID CLARKSON	692

GOALTENDING

GAMES PLAYED

1. MARTIN BRODEUR	1191
2. Chris Terreri	302
3. Glenn Resch	267

MINUTES

1. MARTIN BRODEUR	70028
2. Chris Terreri	16561
3. Glenn Resch	14826

SHUTOUTS

1. MARTIN BRODEUR	119
2. JOHAN HEDBERG	7
Chris Terreri	7

GAA (2 SEASONS MINIMUM)

1. MARTIN BRODEUR	2.23
2. JOHAN HEDBERG	2.30
3. Scott Clemmensen	2.54

WINS

1. MARTIN BRODEUR	656
2. Chris Terreri	118
3. Glenn Resch	67

TIES

1. MARTIN BRODEUR	105
2. Chris Terreri	34
3. Glenn Resch	33

DEVILS' SINGLE SEASON

GAMES PLAYED

1. Ken Daneyko (1992-93)	84
2. Scott Stevens (1993-94)	83
Bruce Driver (1992-93)	83
4. 48 players with	82

GOALS

1. Brian Gionta (2005-06)	48
2. Pat Verbeek (1987-88)	46
3. ZACH PARISE (2008-09)	45
John MacLean (1990-91)	45
5. Alexander Mogilny (2000-01)	43
6. John MacLean (1988-89)	42
7. Claude Lemieux (1991-92)	41
John MacLean (1989-90)	41
9. PATRIK ELIAS (2000-01)	40
10. ZACH PARISE (2009-10)	38
PATRIK ELIAS (2003-04)	38
Stephane Richer (1992-93)	38

ASSISTS

1. Scott Stevens (1993-94)	60
2. Aaron Broten (1987-88)	57
Kirk Muller (1987-88)	57
4. Scott Gomez (2003-04)	56
PATRIK ELIAS (2000-01)	56
Kirk Muller (1989-90)	56
7. Aaron Broten (1986-87)	53
8. PATRIK ELIAS (2011-12)	52
9. Four players with	51

POINTS

1. PATRIK ELIAS (2000-01)	96
2. ZACH PARISE (2008-09)	94
Kirk Muller (1987-88)	94
4. Brian Gionta (2005-06)	89
5. John MacLean (1988-89)	87
6. Kirk Muller (1989-90)	86
7. Scott Gomez (2005-06)	84
8. ILYA KOVALCHUK (2011-12)	83
Alexander Mogilny (2000-01)	83
Aaron Broten (1987-88)	83

PENALTY MINUTES

1. Krzysztof Oliwa (1997-98)	295
2. Ken Daneyko (1988-89)	283
3. Ken Daneyko (1990-91)	249
David Maley (1988-89)	249
5. Randy McKay (1991-92)	246
6. Randy McKay (1993-94)	244
7. Krzysztof Oliwa (1998-99)	240
8. Ken Daneyko (1987-88)	239
9. Mike Peluso (1993-94)	238
10. Ken Daneyko (1992-93)	236

Current Devils in **BOLD CAPS**

GAMES PLAYED

1. MARTIN BRODEUR (2006-07)	78
2. Three with	77

MINUTES

1. MARTIN BRODEUR (2006-07)	4697
2. MARTIN BRODEUR (1997-08)	4635
3. MARTIN BRODEUR (2003-04)	4555

SHUTOUTS

1. MARTIN BRODEUR (2006-07)	12
2. MARTIN BRODEUR (2003-04)	11
3. Two with	10

GAA (26 GPI)

1. MARTIN BRODEUR (1996-97)	1.88
2. MARTIN BRODEUR (1997-98)	1.89
3. MARTIN BRODEUR (2002-03)	2.02

WINS

1. MARTIN BRODEUR (2006-07)	48
2. MARTIN BRODEUR (2009-10)	45
3. MARTIN BRODEUR (2007-08)	44

TIES

1. MARTIN BRODEUR (1996-97)	13
2. MARTIN BRODEUR (1995-96)	12
Glenn Resch (1982-83)	12

2011-12 NJD SEASON IN REVIEW

2011-12 ALBANY DEVILS STATISTICS THROUGH APRIL 7

(30-32-6-5, 71PTS., 5TH PLACE, NORTHEAST DIVISION)

PLAYER	GP	G	A	PTS	+/-	PIM	PP	SH	GW	OT	S	PCTG
JOE WHITNEY	70	15	29	44	5-	34	4	0	1	1	171	8.8
STEVE ZALEWSKI	66	19	20	39	4-	44	7	0	2	0	165	11.5
VLADIMIR ZHARKOV	59	15	24	39	7-	43	0	3	2	0	126	11.9
ERIC GELINAS	72	16	19	35	2	51	8	0	1	0	154	10.4
MATT ANDERSON	53	10	19	29	6-	28	2	1	0	0	110	9.1
MIKE SISLO	56	8	18	26	5	20	1	0	0	0	94	8.5
PETER HARROLD	61	5	21	26	2	36	4	0	1	0	79	6.3
STEPHANE VEILLEUX	ALB 40	11	11	22	3	53	4	0	3	0	54	20.4
DARCY ZAJAC	63	7	15	22	3	82	1	0	1	0	110	6.4
BRAD MILLS	46	6	16	22	11-	88	2	1	2	0	93	6.5
CHAD WISEMAN	37	5	14	19	0	11	1	0	0	0	104	4.8
MATTIAS TEDENBY	32	4	14	18	2	22	2	0	1	0	75	5.3
TIM SESTITO	43	8	9	17	2-	123	2	1	4	1	69	11.6
NATHAN PERKOVICH	50	10	6	16	1-	49	3	0	2	0	80	12.5
MATT TAORMINA	30	6	10	16	4	12	3	0	2	0	87	6.9
STEPHEN GIONTA	56	6	10	16	0	40	0	0	2	0	129	4.7
ALEXANDER URBOM	49	2	10	12	3-	33	0	0	0	0	52	3.8
NICK PALMIERI	ALB 25	5	6	11	0	24	0	0	0	0	59	8.5
MIKE HOEFFEL	47	5	4	9	10-	28	0	0	1	0	71	7.0
KORY NAGY	53	4	4	8	2-	25	0	0	1	0	50	8.0
MATTHEW CORRENTE	39	2	6	8	9-	73	1	0	0	0	43	4.7
BRANDON BURLON	54	1	7	8	4-	21	0	0	0	0	63	1.6
J.S. BERUBE	28	1	6	7	6	27	0	0	0	0	16	6.3
STEVE BERNIER	17	3	3	6	4-	8	0	2	0	0	33	9.1
DAN KELLY	51	2	4	6	8	91	0	0	0	0	54	3.7
JOE SOVA	ALB 14	2	2	4	1-	0	0	0	1	0	14	14.3
JACOB JOSEFSON	4	2	1	3	0	2	0	0	0	0	7	28.6
MIKE BANWELL	23	0	3	3	0	20	0	0	0	0	16	0.0
JAY LEACH	19	0	2	2	8-	12	0	0	0	0	15	0.0
DAVID WOHLBERG	6	1	0	1	1	0	0	0	1	0	8	12.5
MYLES STOESZ	15	1	0	1	1-	75	0	0	0	0	9	11.1
ADAM HENRIQUE	3	0	1	1	0	2	0	0	0	0	5	0.0
CORBIN McPHERSON	6	0	1	1	3-	2	0	0	0	0	5	0.0
BRIAN HACZYK	1	0	0	0	0	0	0	0	0	0	0	0.0
ERIC BOULTON	2	0	0	0	0	0	0	0	0	0	0	0.0
HARRY YOUNG	11	0	0	0	5-	21	0	0	0	0	12	0.0
ERIC BAIER	ALB 13	0	0	0	2-	2	0	0	0	0	13	0.0

GOALTENDER	GPI	MINS	AVG	W	L	OT	EN	SO	GA	SA	SV %	G	A	PIM
MAXIME CLERMONT	1	60	1.99	1	0	0	0	0	2	30	.933	0	0	0
TIMO PIELMEIER	2	77	2.31	1	0	0	0	0	3	48	.938	0	0	0
JEFF FRAZEE	34	1949	2.71	11	18	3	5	2	88	919	.904	0	0	0
KEITH KINKAID	41	2318	2.87	17	14	8	3	3	111	1177	.906	0	3	4
ALBANY TOTALS	72	4426	2.87	30	32	11	8	5	212	2182	.903			

2011-12 NJD SEASON IN REVIEW

2011-12 NEW JERSEY DEVILS PROSPECTS STATISTICS

Player	Pos	Rd/Yr	Team, League	Regular Season					Playoffs				
				GP	G	A	PTS	PIM	GP	G	A	PTS	PIM
Reid Boucher	RW	4/11	Sarnia, OHL	67	28	22	50	19	6	2	1	3	4
Blake Coleman	C	3/11	Miami, CCHA	39	12	11	23	56	-	-	-	-	-
Patrick Daly	D	7/11	Wisconsin, CCHA	11	0	0	0	2	-	-	-	-	-
Joe Faust	D	4/10	Wisconsin, WCHA	37	2	3	5	16	-	-	-	-	-
Curtis Gedig	D	7/09	Ohio State, CCHA	34	2	12	14	10	-	-	-	-	-
Seth Helgeson	D	4/09	Minnesota, WCHA	42	5	9	14	70	-	-	-	-	-
Mauro Jorg	RW	7/10	Lugano, Swi.	48	4	3	7	8	6	0	2	2	0
			Sierre, Swi.	2	3	1	4	2	-	-	-	-	-
Corbin McPherson*	D	3/07	Colgate, ECAC	39	4	6	10	28	-	-	-	-	-
Jon Merrill	D	2/10	Michigan, CCHA	19	2	9	11	15	-	-	-	-	-
Blake Pietila	LW	5/11	Michigan Tech, WCHA	39	10	14	24	46	-	-	-	-	-
Derek Rodwell	LW	5/09	North Dakota, WCHA	19	1	1	2	2	-	-	-	-	-
Reece Scarlett	D	6/11	Swift Current, WHL	71	9	40	49	74	-	-	-	-	-
Petr Vrana	C	2/03	Khabarovsk, KHL	46	20	25	45	12	-	-	-	-	-
David Wohlberg*	C	6/08	Michigan, CCHA	41	16	17	33	30	-	-	-	-	-

*Also played for Albany (AHL).

Goaltenders	Rd/Yr	Team, League	Regular Season					RECORD
			GP	MINS	GA	SO	AVG	
Scott Wedgewood	3/10	Plymouth, OHL	43	2482	125	3	3.02	28-10-3

Goaltenders	Rd/Yr	Team, League	Playoffs					RECORD
			GP	MINS	GA	SO	AVG	
Scott Wedgewood^	3/10	Plymouth, OHL	10	602	23	1	2.29	6-4

^THROUGH APRIL 11

TOURNAMENT STATISTICS

WORLD JUNIOR CHAMPIONSHIPS

Calgary & Edmonton, Alta., December 26, 2011-January 5, 2012

Player	Country	GP	G	A	PTS	PIM
Jon Merrill	United States	6	0	4	4	6

Goaltenders	Country	GP	MINS	GA	SO	AVG	RECORD
Scott Wedgewood	Canada	3	148	6	1	2.42	2-0-0

Medals: Sweden (Gold), Russia (Silver), Canada (Bronze).