

Binghamton University Baseball

Year-by-Year Record

YEAR	W	L	T	PCT	COACH	POST SEASON
1948	5	6	0	.455	Bob Redman	
1949	0	3	0	.000	Andy Cook	
1950	2	7	0	.222	Andy Cook	
1951	2	6	1	.278	Andy Cook	
1952	1	6	0	.143	Dick Hoover	
1962	0	5	0	.000	Dave Henderson	
1963	2	2	0	.500	Dave Henderson	
1964	2	8	0	.200	John Affleck	
1965	5	3	1	.611	John Affleck	
1966	4	7	0	.364	John Affleck	
1967	3	6	0	.333	John Affleck	
1968	5	6	0	.455	John Affleck	
1969	3	8	0	.273	John Affleck	
1970	6	7	0	.462	John Affleck	
1971	10	6	0	.625	John Affleck	
1972	8	5	0	.615	John Affleck	
1972-73	15	7	0	.682	Tim Schum	
1973-74	14	16	0	.467	Tim Schum	
1974-75	19	16	0	.543	Tim Schum	ECAC Tournament
1975-76	14	14	0	.500	Tim Schum	ECAC Tournament
1976-77	20	12	0	.625	Tim Schum	ECAC Tournament
1977-78	20	11	0	.645	Tim Schum	
1978-79	15	13	0	.536	Dave Van Woert	
1979-80	14	24	0	.368	Jerry Bracken/Greg Partigianoni	
1980-81	7	28	0	.200	Greg Partigianoni	
1981-82	9	21	0	.300	Dan McCormack	
1982-83	7	22	0	.241	Dan McCormack	
1983-84	17	25	0	.405	Dan McCormack	
1985	12	13	0	.480	Dan McCormack	SUNYAC Tournament
1986	10	14	1	.420	Dan McCormack	
1987	10	21	0	.323	Dan McCormack	
1988	19	11	0	.633	Dan McCormack	ECAC Tournament
1989	8	11	0	.421	Dan McCormack	
1990	11	15	0	.423	Dan McCormack	
1991	5	27	0	.156	Dan McCormack	
1992	9	16	0	.360	Dan McCormack	
1993	12	14	0	.462	Tim Sinicki	
1994	17	15	0	.531	Tim Sinicki	
1995	20	17	0	.541	Tim Sinicki	ECAC Tournament
1996	19	16	0	.543	Tim Sinicki	ECAC Tournament
1997	26	10	1	.716	Tim Sinicki	ECAC Tournament
1998	14	18	1	.439	Tim Sinicki	
1999	17	22	0	.436	Tim Sinicki	
2000	26	19	0	.578	Tim Sinicki	ECAC Tournament
2001	19	26	1	.424	Tim Sinicki	New York State Baseball Conference Tourn.
2002	17	34	0	.333	Tim Sinicki	
2003	10	40	1	.206	Tim Sinicki	
2004	22	21	0	.512	Tim Sinicki	
2005	23	26	1	.470	Tim Sinicki	America East Tournament
2006	27	23	1	.539	Tim Sinicki	
2007	28	19	0	.596	Tim Sinicki	America East Tournament
2008	29	27	0	.518	Tim Sinicki	America East Tournament
2009	30	22	0	.577	Tim Sinicki	America East Tournament, NCAA Regional
2010	31	20	0	.608	Tim Sinicki	America East Tournament
2011	21	28	0	.429	Tim Sinicki	America East Tournament
2012	23	26	0	.469	Tim Sinicki	America East Tournament
TOTALS	685	871	9	.441	11 Head Coaches	



BASEBALL

SERIES HISTORY VS. AMERICA EAST

ALBANY Binghamton leads 26-22

Date	Winning Team	Score	Site
5/11/02	Albany	6-0	Vestal, N.Y.
5/11/02	Binghamton	5-4	Vestal, N.Y.
4/18/03	Albany	11-9	Albany, N.Y.
4/18/03	Albany	14-2	Albany, N.Y.
4/19/03	Albany	6-1	Albany, N.Y.
4/19/03	Albany	2-1	Albany, N.Y.
5/1/04	Binghamton	14-7	Vestal, N.Y.
5/1/04	Albany	6-3	Vestal, N.Y.
5/2/04	Albany	6-5	Vestal, N.Y.
5/1/05	Binghamton	12-3	Albany, N.Y.
5/1/05	Albany	5-4 (8)	Albany, N.Y.
5/2/05	Binghamton	10-5	Albany, N.Y.
5/19/06	Albany	7-0	Vestal, N.Y.
5/20/06	Binghamton	2-0	Vestal, N.Y.
5/20/06	Albany	11-2	Vestal, N.Y.
5/21/06	Binghamton*	4-2	Binghamton, N.Y.
4/6/07	Binghamton	10-6	Albany, N.Y.
4/7/07	Binghamton	6-0	Albany, N.Y.
4/7/07	Binghamton	12-5	Albany, N.Y.
4/8/07	Binghamton	4-1	Albany, N.Y.
5/25/07	Albany ⁵	8-7	Farmingdale, N.Y.
5/26/07	Albany ⁵	1-0	Farmingdale, N.Y.
4/18/08	Binghamton	5-4	Vestal, N.Y.
4/19/08	Binghamton	16-5	Vestal, N.Y.
4/19/08	Binghamton	4-3	Vestal, N.Y.
4/20/08	Binghamton	13-10	Vestal, N.Y.
4/11/09	Albany	2-1	Albany, N.Y.
4/11/09	Binghamton	5-4	Albany, N.Y.
4/12/09	Binghamton	13-3	Albany, N.Y.
4/12/09	Binghamton	18-9	Albany, N.Y.
5/22/09	Binghamton ⁵	11-7	Endicott, N.Y.
5/23/09	Binghamton ⁵	16-6	Endicott, N.Y.
5/08/10	Binghamton	3-2	Vestal, N.Y.
5/08/10	Binghamton	8-7	Vestal, N.Y.
5/09/10	Binghamton	4-2	Vestal, N.Y.
5/09/10	Binghamton	19-2	Vestal, N.Y.
5/26/10	Albany ⁵	9-6	Vestal, N.Y.
5/28/10	Albany ⁵	7-4	Vestal, N.Y.
4/16/11	Albany	4-3	Albany, N.Y.
4/16/11	Albany	5-3	Albany, N.Y.
4/17/11	Binghamton	9-5	Albany, N.Y.
4/17/11	Binghamton	13-11	Albany, N.Y.
5/26/11	Albany ⁵	4-1	Stony Brook, N.Y.
5/13/12	Albany	9-7	Albany, N.Y.
5/13/12	Albany	8-6	Albany, N.Y.
5/14/12	Albany	4-1	Albany, N.Y.
5/14/12	Albany	9-8	Albany, N.Y.
5/23/12	Binghamton ⁵	2-1	Stony Brook, N.Y.

NOTE: Albany leads the all-time series, which started in 1950, 50-41

UMBC Binghamton leads 34-3 (since UMBC joined the AE in 2004)

Date	Winning Team	Score	Site
4/17/04	Binghamton	10-3	Baltimore, Md.
4/17/04	Binghamton	11-8	Baltimore, Md.
4/18/04	Binghamton	21-1	Baltimore, Md.
4/23/05	Binghamton	9-2	Vestal, N.Y.
4/24/05	Binghamton	4-1	Vestal, N.Y.
4/24/05	Binghamton	14-7	Vestal, N.Y.
4/13/06	Binghamton	13-5	Vestal, N.Y.
4/15/06	UMBC	6-5	Vestal, N.Y.
4/15/06	Binghamton	5-1	Vestal, N.Y.
4/20/07	Binghamton	4-3	Baltimore, Md.
4/21/07	Binghamton	8-0	Baltimore, Md.
4/21/07	Binghamton	16-2	Baltimore, Md.
4/22/07	UMBC	3-2	Baltimore, Md.
4/11/08	Binghamton	9-8 (10)	Vestal, N.Y.
4/12/08	Binghamton	13-2	Vestal, N.Y.
4/12/08	UMBC	9-4	Vestal, N.Y.
4/13/08	Binghamton*	10-8	Binghamton, N.Y.
5/2/09	Binghamton	10-0	Baltimore, Md.
5/2/09	Binghamton	9-3	Baltimore, Md.
4/24/10	Binghamton	10-1	Vestal, N.Y.
4/24/10	Binghamton	20-5	Vestal, N.Y.
4/25/10	Binghamton	17-7	Vestal, N.Y.
5/14/10	Binghamton	18-1	Baltimore, Md.
5/14/10	Binghamton	7-0	Baltimore Md.
5/15/10	Binghamton	19-2	Baltimore Md.
4/9/11	Binghamton	5-2	Baltimore Md.
4/9/11	Binghamton	6-1	Baltimore Md.
4/10/11	Binghamton	5-4	Baltimore Md.
5/7/11	Binghamton	7-5	Vestal, N.Y.
5/7/11	Binghamton	9-0	Vestal, N.Y.
5/8/11	Binghamton	8-2	Vestal, N.Y.
4/14/12	Binghamton*	8-6	Binghamton, N.Y.
4/14/12	Binghamton*	14-8	Binghamton, N.Y.
4/15/12	Binghamton*	4-1	Binghamton, N.Y.
5/18/12	Binghamton	4-1	Baltimore, Md.
5/18/12	Binghamton	13-6	Baltimore, Md.
5/19/12	Binghamton	7-4	Baltimore, Md.

NOTE: Binghamton leads the all-time series, which started in 1973, 28-7

* played at NYSEG Stadium

⁵ America East tournament





BASEBALL

HARTFORD Binghamton leads 30-7

Date	Winning Team	Score	Site
4/6/02	Binghamton	10-2	W. Hartford, Conn.
4/6/02	Binghamton	6-5	W. Hartford, Conn.
4/7/02	Binghamton	8-4	W. Hartford, Conn.
4/7/02	Hartford	4-2	W. Hartford, Conn.
4/30/03	Binghamton	5-4	Vestal, N.Y.
4/30/03	Hartford	7-6	Vestal, N.Y.
4/9/04	Hartford	6-3	W. Hartford, Conn.
4/9/04	Binghamton	8-7 (8)	W. Hartford, Conn.
4/10/04	Binghamton	15-13	W. Hartford, Conn.
5/13/05	Binghamton	10-9	Vestal, N.Y.
5/13/05	Binghamton	4-0	Vestal, N.Y.
5/14/05	Binghamton	9-3	Vestal, N.Y.
5/5/06	Binghamton	14-0	W. Hartford, Conn.
5/6/06	Hartford	1-0	W. Hartford, Conn.
5/6/06	Hartford	5-0	W. Hartford, Conn.
5/7/06	Binghamton	6-4	W. Hartford, Conn.
4/27/07	Binghamton	11-4	Vestal, N.Y.
4/28/07	Binghamton	5-4	Vestal, N.Y.
4/28/07	Binghamton	5-2	Vestal, N.Y.
4/29/07	Binghamton	9-3	Vestal, N.Y.
5/10/08	Binghamton	8-2	W. Hartford, Conn.
5/10/08	Binghamton	3-0	W. Hartford, Conn.
5/11/08	Hartford	5-1	W. Hartford, Conn.
5/11/08	Binghamton	19-10	W. Hartford, Conn.
4/5/09	Binghamton	5-4	Vestal, N.Y.
4/5/09	Binghamton	13-0	Vestal, N.Y.
5/1/10	Binghamton	4-1	W. Hartford, Conn.
5/1/10	Binghamton	26-8	W. Hartford, Conn.
5/2/10	Binghamton	16-5	W. Hartford, Conn.
5/2/10	Binghamton	20-8	W. Hartford, Conn.
4/23/11	Binghamton	3-2	Vestal, N.Y.
4/23/11	Binghamton	1-0	Vestal, N.Y.
4/24/11	Binghamton	5-3	Vestal, N.Y.
4/28/12	Hartford	4-2	W. Hartford, Conn.
4/28/12	Binghamton	7-3	W. Hartford, Conn.
4/29/12	Binghamton	11-3	W. Hartford, Conn.
4/29/12	Binghamton	2-1 (9)	W. Hartford, Conn.

MAINE Maine leads 23-17

Date	Winning Team	Score	Site
5/17/02	Maine*	10-0	Binghamton, N.Y.
5/17/02	Maine*	3-0	Binghamton, N.Y.
4/26/03	Binghamton	6-3	Orono, Maine
4/26/03	Maine	12-4	Orono, Maine
4/27/03	Maine	8-0	Orono, Maine
4/27/03	Maine	13-9	Orono, Maine
4/24/04	Maine	6-2	Vestal, N.Y.
4/24/04	Binghamton	8-7 (12)	Vestal, N.Y.
4/25/04	Maine	8-4	Vestal, N.Y.
5/20/05	Maine	5-2	Orono, Maine
5/20/05	Maine	8-2	Orono, Maine
5/21/05	Maine	6-5	Orono, Maine
4/28/06	Maine	4-0	Vestal, N.Y.
4/29/06	Maine	3-1	Vestal, N.Y.
4/29/06	Binghamton	4-1	Vestal, N.Y.
4/30/06	Binghamton	5-0	Vestal, N.Y.
5/20/07	Maine	5-4	Orono, Maine
5/20/07	Binghamton	5-3	Orono, Maine
5/21/07	Binghamton	3-1	Orono, Maine
5/24/07	Binghamton [§]	9-3	Farmingdale, N.Y.
5/26/07	Binghamton [§]	13-4	Farmingdale, N.Y.
5/15/08	Binghamton	12-4	Vestal, N.Y.
5/17/08	Binghamton	6-5	Vestal, N.Y.
5/17/08	Maine	7-6	Vestal, N.Y.
5/9/09	Maine	11-2	Orono, Maine
5/9/09	Maine	2-0	Orono, Maine
5/10/09	Binghamton	4-3	Orono, Maine
5/10/09	Binghamton	4-0	Orono, Maine
4/17/10	Binghamton	3-1	Vestal, N.Y.
4/17/10	Maine	7-5	Vestal, N.Y.
4/18/10	Maine	3-1	Vestal, N.Y.
4/18/10	Binghamton	13-11	Vestal, N.Y.

5/27/10	Binghamton	6-0	Vestal, N.Y.
5/20/11	Binghamton	8-0	Orono, Maine
5/20/11	Maine	2-1	Orono, Maine
5/21/11	Maine	6-5	Orono, Maine
5/21/11	Maine	7-2	Orono, Maine
5/25/11	Maine [§]	4-3	Stony Brook, N.Y.
4/22/12	Binghamton+	6-0	Ithaca, N.Y.
4/22/12	Binghamton+	2-1	Ithaca, N.Y.
5/25/12	Maine [§]	5-1	Stony Brook, N.Y.

STONY BROOK Stony Brook leads 30-20

Date	Winning Team	Score	Site
4/13/02	Binghamton	6-2	Stony Brook, N.Y.
4/13/02	Stony Brook	4-3	Stony Brook, N.Y.
4/14/02	Stony Brook	2-1	Stony Brook, N.Y.
4/14/02	Binghamton	8-2	Stony Brook, N.Y.
5/13/03	Stony Brook	11-3	Stony Brook, N.Y.
4/13/03	Stony Brook	11-1	Stony Brook, N.Y.
4/14/03	Stony Brook	8-1	Stony Brook, N.Y.
4/14/03	Stony Brook	18-10	Stony Brook, N.Y.
5/21/04	Stony Brook	10-0	Stony Brook, N.Y.
5/22/04	Stony Brook	2-0	Stony Brook, N.Y.
5/22/04	Binghamton	16-3	Stony Brook, N.Y.
4/16/05	Binghamton	4-3	Vestal, N.Y.
4/16/05	Binghamton	8-2	Vestal, N.Y.
4/17/05	Binghamton	14-6	Vestal, N.Y.
4/7/06	Stony Brook	8-3	Stony Brook, N.Y.
4/9/06	Binghamton	2-0	Stony Brook, N.Y.
4/9/06	Binghamton	4-3	Stony Brook, N.Y.
5/22/06	Stony Brook	12-3	Stony Brook, N.Y.
5/4/07	Binghamton	3-0	Vestal, N.Y.
5/5/07	Stony Brook	3-1	Vestal, N.Y.
5/5/07	Stony Brook	2-1	Vestal, N.Y.
5/6/07	Binghamton	11-5	Vestal, N.Y.
4/5/08	Stony Brook	11-9	Stony Brook, N.Y.
4/5/08	Stony Brook	5-4	Stony Brook, N.Y.
4/6/08	Stony Brook	7-6	Stony Brook, N.Y.
4/6/08	Stony Brook	5-2	Stony Brook, N.Y.
5/23/08	Stony Brook [§]	1-0	Farmingdale, N.Y.
5/24/08	Stony Brook [§]	6-0	Farmingdale, N.Y.
4/18/09	Binghamton	8-7	Vestal, N.Y.
4/18/09	Binghamton	4-3	Vestal, N.Y.
4/19/09	Binghamton	8-7	Vestal, N.Y.
4/19/09	Stony Brook	7-6	Vestal, N.Y.
4/10/10	Binghamton	2-0	Vestal, N.Y.
4/10/10	Stony Brook	8-3	Vestal, N.Y.
4/11/10	Binghamton	12-3	Vestal, N.Y.
5/21/10	Binghamton	5-4 (8)	Stony Brook, N.Y.
5/21/10	Binghamton	2-1	Stony Brook, N.Y.
5/22/10	Binghamton	13-6	Stony Brook, N.Y.
4/30/11	Stony Brook	5-4 (10)	Stony Brook, N.Y.
4/30/11	Stony Brook	6-0	Stony Brook, N.Y.
5/1/11	Binghamton	4-2	Stony Brook, N.Y.
5/13/11	Stony Brook	17-7	Vestal, N.Y.
5/14/11	Stony Brook	4-1	Vestal, N.Y.
5/14/11	Stony Brook	8-3	Vestal, N.Y.
4/6/12	Stony Brook	2-1 (8)	Stony Brook, N.Y.
4/6/12	Stony Brook	9-2	Stony Brook, N.Y.
4/7/12	Binghamton	5-2	Stony Brook, N.Y.
5/5/12	Stony Brook	3-0	Stony Brook, N.Y.
5/5/12	Binghamton	3-1	Stony Brook, N.Y.
5/6/12	Stony Brook	8-0	Stony Brook, N.Y.
5/24/12	Stony Brook [§]	7-4	Stony Brook, N.Y.

NOTE: Stony Brook leads the all-time series, which dates back to 1968, 38-26.

* played at NYSEG Stadium

+ played at Cornell

§ America East tournament

SERIES RECORDS

(since 2002 season)

Team	Total	H	A	N	Strk
Albany	26-22	12-5	11-12	3-5	W1
Hartford	30-7	13-1	17-6	0-0	W3
Maine	18-23	7-9	6-12	5-2	L1
UMBC	34-3	17-2	17-1	0-0	W21
Stony Brook	20-30	10-7	10-21	0-2	L2



BINGHAMTON IN THE AMERICA EAST TOURNAMENT

2005 CHAMPIONSHIP (0-2)

(hosted by Vermont at Centennial Field, Burlington, Vt., May 26-28)

No. 1 Northeastern 7, No. 4 Binghamton 3
No. 3 Vermont 2, No. 4 Binghamton 0 (fourth place)

2007 CHAMPIONSHIP (2-2)

(hosted by Stony Brook at SUNY Farmingdale, May 24-26)

No. 1 Binghamton 9, No. 4 Maine 3
No. 3 Albany 8, No. 1 Binghamton 7
No. 1 Binghamton 13, No. 4 Maine 4
No. 3 Albany 1, No. 1 Binghamton 0 (runnerup)

All-Championship Team

Matt Simek, Ryan James, Henry Dunn

2008 CHAMPIONSHIP (2-2)

(hosted by Stony Brook at SUNY Farmingdale, May 22-24)

No. 1 Binghamton 4, No. 4 Vermont 1
No. 2 Stony Brook 1, No. 1 Binghamton 0
No. 1 Binghamton 4, No. 4 Vermont 0
No. 2 Stony Brook 6, No. 1 Binghamton 0 (runnerup)

All-Championship Team

Zach Groh, Ryan Holley, Murphy Smith

2009 CHAMPIONSHIP (3-0)

(hosted by Binghamton Univ. at Endicott, N.Y., May 21-23)

No. 1 Binghamton 10, No. 4 Vermont 7
No. 1 Binghamton 11, No. 2 Albany 7
No. 1 Binghamton 16, No. 2 Albany 6 (champion)

All-Championship Team

Jim Calderone (MVP), Mike Augliera, Jeff Dennis, CJ Lukaszewski

2010 CHAMPIONSHIP (1-2)

(hosted by Binghamton Univ. at Vestal, N.Y., May 26-28)

No. 4 Albany 9, No. 1 Binghamton 6
No. 1 Binghamton 6, No. 3 Maine 0
No. 4 Albany 7, No. 1 Binghamton 4 (third place)

All-Championship Team

Mike Augliera, Joe Charron

2011 CHAMPIONSHIP (0-2)

(hosted by Stony Brook at Joe Nathan Field, May 25-27)

No. 2 Maine 4, No. 3 Binghamton 3
No. 4 Albany 4, No. 3 Binghamton 1 (fourth place)

All-Championship Team

James Giulietti

2012 CHAMPIONSHIP (1-2)

(hosted by Stony Brook at Joe Nathan Field, May 23-25)

No. 3 Binghamton 2, No. 2 Albany 1
No. 1 Stony Brook 7, No. 3 Binghamton 4
No. 4 Maine 5, No. 3 Binghamton 1 (third place)

All-Championship Team

Mike Augliera, Jay Lynch

HONORS

NCAA COLLEGE DIVISION I ALL-AMERICAN

1970 Glen Abbott (second team)

ABCA ALL-NEW YORK REGION SELECTIONS

1994 Dan Rootenberg, OF (third team)
Nick Radziul, P (third team)

1995 Bryan Connolly, SS (third team)

1997 Andy Fiedler, 1B (second team)
Matt Robinson, 3B (second team)
David Garcia, OF (second team)
Craig Ramirez, 2B (third team)

1998 Karl Baum, 2B (third team)

ABCA ALL-NORTHEAST REGION SELECTIONS

2004 Jay Balback, 3B (first team)

2005 Mathieu Bergeron, 3B (second team)

2007 Matt Simek, 2B (first team)

2009 Murphy Smith, SP (first team)
Corey Taylor, OF (second team)

2010 Corey Taylor, James Giuletti (second team)

AMERICA EAST COACH OF THE YEAR

2005 Tim Sinicki

2007 Tim Sinicki

2009 Tim Sinicki

2010 Tim Sinicki

AMERICA EAST PLAYER OF THE YEAR

2005 Mathieu Bergeron

2007 Brendon Hitchcock

2010 Corey Taylor

AMERICA EAST PITCHER OF THE YEAR

2006 Zach Groh

2009 Murphy Smith

2010 James Guilietti (co-POY)

AMERICA EAST ROOKIE OF THE YEAR

2005 Scott Diamond

2008 Peter Bregartner

2009 Dave Ciochi

ALL-ECAC SELECTIONS

1993 Mike Veronesi, 2B

1997 Andy Fiedler, 1B
Matt Robinson, 3B

2009 Murphy Smith, P

ECAC PITCHER OF THE YEAR

2009 Murphy Smith

LOUISVILLE SLUGGER FRESHMAN ALL-AMERICAN

2007 Henry Dunn

2009 Dave Ciochi

2010 Mike Thompson

2011 Bill Bereszniwicz

PING! BASEBALL ALL-FRESHMAN TEAM

2009 Dave Ciochi

COLLEGE BASEBALL 360.COM WEEKLY HONOR ROLL

2010 Dave Ciochi (May 14)

NCAA BASEBALL REGIONAL ALL-TOURNAMENT TEAM (GREENVILLE)

2009 Dave Ciochi, Corey Taylor

ALL-CONFERENCE SELECTIONS

1976 Paul Vitale, OF; Jerry Gaube, P

1977 Paul Vitale, OF; Ken Skapik, P
Gerry Bracken, P; Tony Vitulli, Utility

1978 Kyle Smith, OF; Steve Markman, IF
Jerry Bracken, P; George Rafferty, OF

1979 Mike Bucko, P

1980 Mike Bucko, IF

1981 Seth Eysen, OF; Bill DeTorres, IF
Harry Caruso, IF; Jerry Johnson, IF

1982 Bill DeTorres, IF; Dan Tauken, P;
Harry Caruso, Utility

1983 Harry Caruso, Utility; Neil Berg, OF

1984 Neil Shapiro, IF

1985 Tim Sinicki, P; Neil Shapiro, IF
Dan Tauken, Utility

1986 Bill Jettelson, IF; Mike Carr, Utility

1987 Jim McCormack, IF; Mike Carr, P
Dave Wolf, OF

1988 Jim McCormack, IF; Dan Gray, C

1989 Charlie Conway, IF; Tim Russin, OF
Dan Gray, C; Dan Fertig, P

1990 Phil Kavanaugh, P; Dan Gray, C
Scott Bersin, IF; Erik Harrington, IF
Dirk Gorman, OF; Mitch Roy, Utility

1991 Charlie Conway, IF;
Anthony DiFiore, IF; Mitch Roy, P

1992 Dan Rootenberg, OF; Anthony
DiFiore, 1B; Jason Mitterwager, SS;
Mike Veronesi, 3B; Phil Kavanaugh,
P; Mitch Roy, Utility

1993 Mike Veronesi, 2B

1994 Dan Rootenberg, OF;
Bryan Connolly, SS; Nick Radziul, P

1995 Bryan Connolly, SS; Dave Luftman,
OF; Kevin Smith, P

1996 Matt Robinson, 3B

1997 Matt Robinson, 3B

2000+ Tim Macko, 3B; Tim Collar, OF;
Karl Baum, 2B; David Eagan, P

2001^ Tim Macko, 3B, Phil Artonio, P
Jeff Montani, P; Jamie Boyer, 1B

2002* Jamie Boyer, 1B

2003 T.J. Kowalchuk, OF; Joe Costello, OF

2004 Jay Balback, 3B, Jamie Boyer, 1B,
T.J. Kowalchuk, OF
Brendon Hitchcock, OF
Matt Simek, 2B (all-rookie)
Pat Haughie, C (all-rookie)

2005 Mathieu Bergeron, 3B
Brendon Hitchcock, 1B
Keith Ford, OF, Matt Simek, 2B
Scott Diamond, P (all-rookie)

2006 Zach Groh, P, Brendon
Hitchcock, 1B, Justin Smucker,
SS, Matt Simek, 2B
Kyle Klee, SS (all-rookie)

2007 Brendon Hitchcock, 1B
Matt Simek, 2B, Justin Smucker,
SS, Zach Groh, P, Henry Dunn, OF
Khalid Afify, P
Joe Charron, P/INF (all-rookie)

2008 Zach Groh, P, Greg Lane, P
Ryan James, 2B, Kyle Klee, SS
Ryan Holley, 1B
Peter Bregartner, OF (all-rookie)

2009 Murphy Smith, SP, Kyle Klee, 3G
Corey Taylor, OF, Greg Lane, RP
Dave Ciochi, 1B
Mike Augliera, RHP (all-rookie)

2010 Corey Taylor, OF, Jim Calderone,
INF, Henry Dunn, OF, Dave
Ciochi, OF/1B, James Giuletti, P
Mike Augliera, P, Mike
Thompson, INF (all-rookie)
Joe Charron, OF, Jay Lynch, P
(all-rookie)

2011 Peter Bregartner, OF, Dave
Ciochi, 1B, Mike Augliera, P
Zach Juliano, P, Corey Taylor, OF
C.J. Lukaszewski, C, Jay Lynch, P
Bill Bereszniwicz, OF (all-rookie)
John Howell, SS (all-rookie)

2012 Mike Augliera, SP, Lee Sosa, RP,
Jake Lambert, SP, Daniel Nevares,
2B, Brian Ruby, 1B (all-rookie),
Jake Thomas, C/Util. (all-rookie)

+ New England Collegiate Conference (Division II)

^ New York State Baseball Conference (Division I)

* First year of America East Conference (Division I)

NOTE: All other conference honors were from the
State University of New York Athletic Conference
(Division III)



BASEBALL

ACADEMIC HONORS

ESPN THE MAGAZINE ACADEMIC ALL-AMERICAN

2007 Brendon Hitchcock

AMERICA EAST BASEBALL SCHOLAR-ATHLETE (one chosen)

2006 Brendon Hitchcock

2007 Brendon Hitchcock

AMERICA EAST BASEBALL ALL-ACADEMIC TEAM

2006 Pat Haughie
Brendon Hitchcock
Justin Smucker

2007 Khalid Afify
Brendon Hitchcock
Justin Smucker

2008 Joe Charron
Ryan James

2009 Jeff Abrams
Ken Jacobi
Murphy Smith

2010 Jim Calderone
Jeff Skelhorne-Gross

2011 Jordon Smucker

2012 Mike Danaher
Bill Bereszniwicz
Jordon Smucker

SUNY CHANCELLOR'S AWARD FOR STUDENT EXCELLENCE

2004 T.J. Kowalchuk

2006 Brendon Hitchcock

2007 Brendon Hitchcock

2009 Murphy Smith

2010 Jim Calderone

2012 Dave Ciochi

Jim Calderone




TOP NCAA DIVISION I STATISTICAL RANKINGS(TOP 50)

Year	Name	Category	Rank
2004	Jay Balback	Slugging Perc.	17th (.729)
	Keith Ford	Hit by Pitch	17th (0.35/gm)
	BU Team	Home Runs	26th (1.19/gm)
2005	Mathieu Bergeron	Home Runs	19th (0.32/gm)
	Brendon Hitchcock	Batting Average	30th (.399)
2006	Zach Groh	Pitching ERA	11th (1.85)
	Aaron Davis	Sacrifice Bunts	14th (0.27/gm)
	Zach Groh	Strikeouts	33rd (10.1/gm)
2007	Ryan James	Sacrifice Bunts	3rd (0.39/gm)
	Zach Groh	Strikeouts	17th (10.9/gm)
	Matt Simek	Doubles	30th (0.4/gm)
	Justin Smucker	Doubles	35th (0.39/gm)
	BU Team	Doubles	17th (2.26/gm)
2008	Greg Lane	Saves	18th (11)
	Peter Bregartner	Sacrifice Bunts	24th (13)
	Peter Bregartner	Sac. Bunts/game	33rd (0.23/gm)
	BU Team	Fewest Walks Allowed	46th (3.32/gm)
2009	Kyle Klee	Toughest to strike out	19th (17.4)
	Joe Charron	Sacrifice Flies	14th (8)
	Murphy Smith	Fewest Walks Allowed	27th (1.41/gm)
	BU Team	Triples	49th (18)
	BU Team	Triples per Game	40th (0.35)
	BU Team	Sacrifice Bunts	33rd (46)
	BU Team	Fewest Walks Allowed	16th (2.88/9innings)
2010	Henry Dunn	Runs per game	7th
	Corey Taylor	RBI per game	11th
	James Giulietti	Pitching ERA	13th
	James Giulietti	Fewest walks per game	21st
	BU Team	Batting Average	26th
	BU Team	Fewest Walks Allowed	42nd
	BU Team	Scoring	44th
BU Team	Triples per game	55th	
2011	Mike Augliera	Complete Games	42nd (4)
	Mike Augliera	Walks allowed per 9	36th (1.36)
	Peter Bregartner	Doubles/game	42nd (0.39/gm)
	Dave Ciochi	Toughest to strike out	35th (14.8)
	BU Team	Walks allowed per 9	46th (2.99)
2012	Mike Augliera	Strikeout/Walk Ratio	2nd (11.86)
	Mike Augliera	Walks allowed per 9	3rd (0.76)
	Mike Augliera	Complete Games	7th (7)
	Mike Augliera	WHIP	7th (0.92)
	Jake Lambert	Walks allowed per 9	42nd (1.38)
	Lee Sosa	Saves	45th (10)
	Brian Ruby	BAtting Average	54th (.371)
	BU Team	Strikeout/Walk Ratio	21st (2.64)
	BU Team	WHIP	50th (1.30)

BEARCATS IN THE PRO RANKS

PROFESSIONAL DRAFT PICKS/ FREE AGENT SIGNINGS

Year	Name	Affiliation
1976	Jerry Gaube	New York Yankees
1981	Mike Bucko	Cleveland Indians
1985	Dan Tauken	Chicago White Sox
1990	Dan Gray	Los Angeles Dodgers (7th round)
1990	Dirk Gorman	Los Angeles Dodgers (48th round)
1994	Dan Rootenberg	Chillicothe Paints
2000	Andy Hutchings	Houston Astros (27th round)
2001	Jeff Montani	Baltimore Orioles (37th round)
2002	Tim Macko David Eagan	Elmira Pioneers Allentown Ambassadors
2006	Aaron Davis Mathieu Bergeron	Fullerton Flyers Quebec Capitales
2007	Brendon Hitchcock Justin Smucker Matt Simek Scott Diamond Mike Van Gorder	Amarillo Dillas Brockton Rox Worcester Tornadoes Atlanta Braves New Jersey Jackals
2008	Jeff Dennis Khalid Afify Zach Groh	Oakland Athletics (40th round) Sussex Skyhawks Washington (Pa.) Wild Things
2009	Murphy Smith Greg Lane	Oakland Athletics (13th round) Sussex Skyhawks
2010	Henry Dunn Jim Calderone	Cleveland Indians (50th round) Windy City Thunderbolt
2011	James Giuliotti	Edinburg Roadrunners
2012	Mike Augliera Lee Sosa	Boston Red Sox (5th round) Oakland Athletics (26th round)



BASEBALL

RECORD BOOK

TEAM SEASON RECORDS



HITTING

BATTING AVERAGE:

Division I	.333 (2010)
Pre-Division I	.357 (1997)

HITS

Division I	593 (2010)
Pre-Division I	423 (1997)

RUNS

Division I	418 (2010)
Pre-Division I	376 (1997)

DOUBLES

Division I	107 (2010)
Pre-Division I	93 (2000)

TRIPLES

Division I	18 (2009, 2010)
Pre-Division I	19 (1997)

HOME RUNS

Division I	51 (2004)
Pre-Division I	34 (2001)

RBI

Division I	376 (2010)
Pre-Division I	336 (1997)

STOLEN BASES

Division I	72 (2010)
Pre-Division I	42 (1996)

WALKS

Division I	203 (2010)
Pre-Division I	184 (1997)

PITCHING

FRA

Division I	4.01 (2007)
Pre-Division I	2.24 (1977)

STRIKEOUTS

Division I	338 (2008)
Pre-Division I	226, (2000)

COMPLETE GAMES

Division I	12 (2002)
Pre-Division I	

SAVES

Division I	12 (2008)
Pre-Division I	5 (2000, 2001)

SHUTOUTS

Division I	9 (2006)
Pre-Division I	6 (1977-78)

MISCELLANEOUS

FIELDING PERCENTAGE

Division I	.966 (2012)
Pre-Division I	.960 (1973)

DOUBLE PLAYS

Division I	39 (2008)
Pre-Division I	29 (2000)

WINS

Division I	31 (2010)
Pre-Division I	26 (1997, 2000)

WINNING PERCENTAGE

Division I	.608 (2010, 31-20)
Pre-Division I	.716 (1997, 26-10-1)

WINNING STREAK

Division I	14 (2010)
Pre-Division I	10 (1978, 1996, 2000)

GAMES PLAYED

Division I	56 (2008)
Pre-Division I	46 (2001)

SEASON CATEGORY LEADERS (DIVISION I)

BATTING AVERAGE

2002	Jamie Boyer	.323
2003	Joe Costello	.313
2004	Jay Balback	.348
2005	Brendon Hitchcock	.399
2006	Brendon Hitchcock	.363
2007	Brendon Hitchcock	.366
2008	Peter Bregartner	.319
2009	Dave Ciocchi	.381
2010	Jim Calderone	.373
2011	Bill Bereszniwicz	.353
2012	Brian Ruby	.371

HITS

2002	Tony Berube	53
2003	Tony Berube	53
2004	T.J. Kowalchuk	55
2005	Brendon Hitchcock	73
2006	Brendon Hitchcock	66
2007	Brendon Hitchcock	60
2008	Ryan James	54
2009	Jim Calderone	72
2010	Jim Calderone	75
2011	Peter Bregartner	62
2012	Dave Ciocchi	54

RBI

2002	Tim Collar	24
2003	T.J. Kowalchuk	41
2004	Jay Balback	45
2005	Mathieu Bergeron	55
2006	Brendon Hitchcock	46
2007	Matt Simek	46
2008	Joe Charron	43
2009	Corey Taylor	56
2010	Corey Taylor	66
2011	Peter Bregartner	37
2012	Dave Ciocchi	33

WINS

2002	David Eagan	5
	Greg Sousa	5
2003	J.D. Brink	3
2004	Adam Shatkun	5
2005	Jarrod Rampey	5
2006	Mike Van Gorder	6
2007	Zach Groh	7
2008	Zach Groh	6
	Murphy Smith	6
2009	Murphy Smith	7
2010	James Guilietti	8
2011	Mike Augliera	6
2012	Mike Augliera	6
	Jake Lambert	6

EARNED RUN AVERAGE (MIN. 20IP)

2002	David Eagan	3.69
2003	Chris Darling	4.05
2004	Chris Darling	3.16
2005	Jarrod Rampey	3.94
2006	Zach Groh	1.85
2007	Jeff Dennis	2.62
2008	Greg Lane	1.97
2009	Murphy Smith	3.12
2010	James Guilietti	2.15
2011	Mike Augliera	3.01
2012	Mike Augliera	3.16

INDIVIDUAL SEASON RECORDS

NOTE: All records are top five Division I performances plus individual leader from Pre-Division I era

BATTING AVG. (MIN. 50 AB)

1.	Brendon Hitchcock	.399 (73-183)	2005
2.	Dave Ciocchi	.381 (56-147)	2009
3.	Jeff Skelthorne-Gross	.373 (22-59)	2009
	Jim Calderone	.373 (75-201)	2010
5.	Brian Ruby	.371 (43-116)	2012

Pre-Division I Leader			
	Robert Negron	.455	1968

RUNS

1.	Henry Dunn	64	2010
2.	Dave Ciocchi	57	2010
3.	Ryan James	54	2008
	Corey Taylor	54	2010
5.	Jim Calderone	53	2009
	Jim Calderone	53	2010

Pre-Division I Leader			
	Tim Macko	46	2000

HITS

1.	Jim Calderone	75	2010
2.	Dave Ciocchi	74	2010
3.	Brendon Hitchcock	73	2005
4.	Jim Calderone	72	2009
5.	Corey Taylor	68	2010

Pre-Division I Leader			
	Tim Macko	59	2000

RUNS BATTED IN

1.	Corey Taylor	66	2010
2.	Dave Ciocchi	57	2010
3.	Corey Taylor	56	2009
4.	Mathieu Bergeron	55	2005
5.	Henry Dunn	51	2010

Pre-Division I Leader			
	Tim Collar	44	2000

DOUBLES

1.	Peter Bregartner	19	2011
2.	Joe Charron	18	2008
	Justin Smucker	18	2007
3.	Matt Simek	17	2007
	Henry Dunn	17	2010

Pre-Division I Leader			
	Brian Kost	19	1999

TRIPLES

1.	Jim Calderone	5	2009
2.	Henry Dunn	4	2010
3.	Jordon Smucker	3	2012
	Dave Ciocchi	3	2011
	Corey Taylor	3	2011
	Dave Ciocchi	3	2010
	Kyle Klee	3	2009
	Peter Bregartner	3	2009
	Kyle Klee	3	2008
	Corey Taylor	3	2008

Pre-Division I Leader			
	Cliff Bell	6	1982

HOME RUNS

1.	Mathieu Bergeron	16	2005
	Corey Taylor	16	2009
3.	Jay Balback	14	2004
	Corey Taylor	14	2010
5.	Jay Balback	13	2005

Pre-Division I Leader			
	Tim Macko	10	2001

WALKS

1.	Brendon Hitchcock	32	2007
2.	Dave Ciocchi	30	2011
	Peter Bregartner	30	2010
	Ryan Holley	30	2008
	Jamie Boyer	30	2002

Pre-Division I Leader			
	Kyle Loucks	30	2000

STOLEN BASES

1.	Ryan James	21	2008
2.	Corey Taylor	20	2010
3.	Jim Calderone	14	2009
4.	Henry Dunn	13	2010
5.	Dave Ciocchi	12	2011
	Matt Simek	12	2007

Pre-Division I Leader			
	Steve Markman	47	1978

GAMES PLAYED

1.	Peter Bregartner	56	2008
	Ryan James	56	2008
	Kyle Klee	56	2008
	Joe Charron	56	2008
	Ryan Holley	56	2008
6.	Brian Ivan	53	2008
7.	Corey Taylor	52	2009
	Joe Charron	52	2009
	Jim Calderone	52	2009
	Corey Taylor	52	2008

Pre-Division I Leader			
	Tim Macko	46	2001

AT BATS

1.	Ryan James	211	2008
2.	Joe Charron	210	2008
3.	Kyle Klee	208	2008
4.	Peter Bregartner	204	2008
5.	Dave Ciocchi	202	2010

Pre-Division I Leader			
	Martin Cadieux	172	2000

SEASON HIT STREAKS

1.	Joe Charron	21	2010
2.	Corey Taylor	14	2009
	Peter Bregartner	14	2008
	Brendon Hitchcock	14	2004
5.	Justin Smucker	13	2006
	Mathieu Bergeron	13	2005
7.	Corey Taylor	12	2010
	Henry Dunn	12	2010
	Ryan Holley	12	2008
	Matt Simek	12	2007

Pre-Division I Leader			
-----------------------	--	--	--

Ryan James



CONSECUTIVE GAMES WITH AN RBI

1.	Henry Dunn	11	2010
	Corey Taylor	11	2009
3.	Joe Charron	7	2008
4.	Joe Charron	6	2010
	Matt Simek	6	2007
	Mathieu Bergeron	6	2005

Pre-Division I Leader			
-----------------------	--	--	--

EARNED RUN AVERAGE (MIN. 50 IP)

1.	Zach Groh	1.85	2006
2.	James Guilietti	2.15	2010
3.	Jeff Dennis	2.62	2007
4.	Mike Van Gorder	2.79	2006
5.	Mike Van Gorder	2.95	2007

Pre-Division I Leader			
	Ken Skapik	1.10	1977

APPEARANCES

1.	Greg Lane	24	2008
2.	Greg Lane	21	2009
3.	Zach Juliano	20	2010
4.	Zach Juliano	19	2011
	Morgan Smith	19	2009
	Khalid Afffy	19	2008
	James Guilietti	19	2008
	Adam Shatkun	19	2005

Pre-Division I Leader			
	Phil Artonio	20	2001




Brendon Hitchcock

STARTS			
1.	Murphy Smith	15	2008
2.	Mike Augliera	14	2011
	James Guilietti	14	2011
	James Guilietti	14	2010
	Mike Augliera	14	2010
	Murphy Smith	14	2009
	Zach Groh	14	2008
	Jeff Dennis	14	2008

COMPLETE GAMES			
1.	Mike Augliera	7	2012
2.	Jeff Dennis	6	2008
	James Guilietti	6	2010
4.	J.D. Brink	5	2003
	Greg Sousa	5	2002
Pre-Division I Leader			
	Nick Radziul	6	1995

WINS			
1.	James Guilietti	8	2010
2.	Murphy Smith	7	2009
	Zach Groh	7	2007
4.	Mike Augliera	6	2012
	Jake Lambert	6	2012
	Mike Augliera	6	2011
	Jeff Dennis	6	2009
	Zach Groh	6	2008
	Murphy Smith	6	2008
Pre-Division I Leader			
	Matt Rufrano	9	1973

INNINGS PITCHED			
1.	Mike Augliera	92.2	2011
2.	Murphy Smith	89.1	2009
3.	James Guilietti	88.0	2010
4.	Zach Groh	85.1	2008
5.	David Eagan	83.0	2002
	James Guilietti	83.0	2011
Pre-Division I Leader			
	Jerry Gaube	90	1974-75
	Jerry Bracken	90	1976-77



Zach Groh

STRIKEOUTS			
1.	Zach Groh	86	2007
2.	Murphy Smith	84	2009
3.	Mike Augliera	83	2012
4.	Zach Groh	79	2008
5.	James Guilietti	74	2010
Pre-Division I Leader			
	Matt Rufrano	111	1973

SAVES			
1.	Greg Lane	11	2008
2.	Lee Sosa	10	2012
3.	Greg Lane	7	2009
4.	Khalid Afify	6	2007
5.	Phil Artonio	5	2002
	Adam Shatkun	5	2005

Pre-Division I Leader
Five pitchers with 2

CONSECUTIVE IP WITH NO EARNED RUNS			
1.	Zach Groh	42	2006
2.	James Guilietti	19	2010

CONSECUTIVE SCORELESS IP			
1.	Zach Groh	24	2006
2.	James Guilietti	14	2010
3.	Jake Lambert	13	2012
4.	Mike Augliera	12	2012
	Mike Augliera	12	2010



Mike Van Gorder



Greg Lane

Murphy Smith

PRE-DIVISION I INDIVIDUAL SEASON RECORDS

BATTING AVERAGE (Min. 40 at-bats)

1.	Bob Negron	.455	1968
2.	Dan Gray	.447	1989
3.	Matt Robinson	.445	1997
4.	Dan Gray	.444	1988
5.	Jim McCormack	.438	1988
6.	Scott Bersin	.416	1987
7.	Andy Fiedler	.413	1997
	Neil Berg	.413	1982-83
9.	Bill DeTorres	.410	1981-82
10.	Bill Jettelson	.409	1987
11.	Dan Rootenberg	.407	1994

RUNS

1.	Tim Macko	46	2000
2.	Martin Cadieux	43	2000
	Scott Miller	43	1997
4.	David Garcia	42	1997
	Craig Ramirez	42	1997
6.	Andy Fiedler	41	1997

HITS

1.	Tim Macko	59	2000
2.	Tim Collar	58	2000
	Tim Macko	58	2001
4.	Karl Baum	55	2000
	Martin Cadieux	55	2000
6.	David Garcia	52	1997
7.	Andy Fiedler	50	1997

RUNS BATTED IN

1.	Tim Collar	44	2000
	Tim Macko	44	2001
3.	Tim Macko	42	2000
	Matt Robinson	42	1997
5.	Karl Baum	41	2000
6.	Andy Fiedler	40	1997
7.	Scott Miller	35	1997
8.	Bill O'Donnell	34	1997

HOME RUNS

1.	Tim Macko	10	2001
2.	Tim Collar	8	1999
	Karl Baum	8	2000
4.	Tim Collar	7	2000
	Tim Macko	7	2000
	Matt Robinson	7	1997
	Dan Tauken	7	1982-83
8.	Scott Miller	6	1997
	Andy Fiedler	6	1995
	Harry Caruso	6	1980-81
	Harry Caruso	6	1981-82

WALKS

1.	Kyle Loucks	30	2000
2.	Tim Macko	29	2001
	Steve Markman	29	1977-78
4.	Andy Fiedler	28	1997
	Harry Caruso	28	1983
6.	Dan Tauken	25	1984
7.	Tim Macko	24	1999
	Mike Stark	24	1976
	Andy Capasso	24	1987
10.	Lionel Ledesma	23	1997

STOLEN BASES

1.	Steve Markman	47	1978
2.	Glen Abbott	26	1970
3.	Steve Markman	25	1979
4.	Dave Dini	19	1985
5.	Seth Eysen	17	1979
6.	Dave Luftman	13	1996
	Glen Abbott	13	1971
	Phil Kaminsky	13	1971
9.	Martin Cadieux	12	2001
	Dave Mott	12	1977-78

DOUBLES

1.	Brian Kost	19	1999
2.	Tim Collar	18	2000
3.	Tim Macko	17	2000
4.	Bryan Connolly	13	1995
5.	Kyle Loucks	12	2000
	Scott Miller	12	1997
7.	Tim Macko	11	2001
	Bill DeTorres	11	1982-83

TRIPLES

1.	Cliff Bell	6	1981-82
2.	Dan Rootenberg	5	1994
	Anthony DiFiore	5	1992
4.	Pat Mauro	4	1992
	Matt Rufrano	4	1971
	Harry Caruso	4	1981-82

IINNINGS

1.	Jerry Gaube	90	1974-75
	Jerry Bracken	90	1976-77
3.	David Eagan	83	2002
4.	Jerry Gaube	82	1975-76
5.	Jeff Montani	80	2001
	Jerry Gaube	80	1973-74
7.	Jeff Montani	79.1	2000
8.	Doug Seaberg	77	1979-80
9.	Matt Rufrano	76	1972-73

WINS

1.	Matt Rufrano	9	1972-73
2.	Ken Skapik	8	1976-77
3.	David Eagan	7	2000
	Phil Goldstein	7	2000
	Craig Hertwig	7	1997
6.	Jeff Montani	6	2001
	D.J. Venditti	6	1997
	Nick Radziul	6	1996
	Nick Radziul	6	1995
	Al Marasciulo	6	1975-76
	Dan Tauken	6	1983-84

EARNED RUN AVERAGE

1.	Ken Shapik	1.10	1976-77
2.	Mike Halperin	1.29	1967
3.	John Lange	1.50	1970
4.	Matt Rufrano	1.54	1972-73
5.	Russ Gugino	1.71	1969
6.	G. Partigianoni	1.77	1976-77
7.	Jerry Bracken	1.88	1974-75
8.	Jerry Bracken	1.90	1976-77
9.	Matt Rufrano	2.08	1970
10.	Tim Sinicki	2.43	1985

STRIKEOUTS

1.	Matt Rufrano	111	1973
2.	Jerry Gaube	100	1975-76
3.	Jerry Bracken	98	1976-77
4.	Jerry Gaube	96	1974-75
5.	Jeff Montani	73	2001
6.	Jerry Gaube	70	1973-74
7.	David Eagan	66	2000
	Jeff Montani	66	2000



BASEBALL

INDIVIDUAL CAREER RECORDS

NOTE: All Division I records include any individuals who played at least one season of Division I. Their totals, however, also include any Division II seasons they may have played.

BATTING AVERAGE (Min. 2 yrs and 200 AB)

1. Jim Calderone	.366 (147-402)	2009-10
2. B. Hitchcock	.360 (246-683)	2004-07
3. Dave Ciocchi	.342 (245-717)	2009-12
4. Jay Balback	.330 (104-315)	2003-04
5. Corey Taylor	.328 (233-711)	2008-11

Pre-Division I Leader		
Robert Negron	.403	1968-71

RUNS

1. Corey Taylor	167	2008-11
2. Justin Smucker	154	2003-07
3. Dave Ciocchi	149	2009-12
4. Peter Bregartner	147	2008-11
5. Brendon Hitchcock	143	2004-07

Pre-Division I Leader		
Tim Macko	112	1999-01

HITS

1. Brendon Hitchcock	246	2004-07
2. Dave Ciocchi	245	2009-12
3. Corey Taylor	233	2008-11
4. Peter Bregartner	224	2008-11
5. Justin Smucker	212	2003-07

Pre-Division I Leader		
Andy Fiedler	153	1995-98

RUNS BATTED IN

1. Corey Taylor	173	2008-11
2. Dave Ciocchi	162	2009-12
3. Brendon Hitchcock	150	2004-07
4. Peter Bregartner	122	2008-11
5. Matt Simek	121	2004-07
Jamie Boyer	121	2001-05

Pre-Division I Leader		
Andy Fiedler	131	1995-98

DOUBLES

1. Dave Ciocchi	51	2009-12
2. Brendon Hitchcock	48	2004-07
3. Matt Simek	47	2004-07
4. Peter Bregartner	42	2008-11
5. Corey Taylor	41	2008-11

Pre-Division I Leader		
Tim Macko	38	1999-01

TRIPLES

1. Kyle Klee	9	2006-09
2. Corey Taylor	8	2008-11
3. Peter Bregartner	7	2008-11
4. Dave Ciocchi	6	2009-12
Justin Smucker	6	2003-07
Jim Calderone	6	2009-10
Henry Dunn	6	2007-10

Pre-Division I Leader		
Cliff Bell	8	1980-82
David Garcia	8	1995-98

HOME RUNS

1. Corey Taylor	38	2008-11
2. Jamie Boyer	28	2001-05
3. Jay Balback	27	2003-04

4. T.J. Kowalchuk	22	2001-04
5. Brendon Hitchcock	21	2004-07
Joe Charron	21	2007-09

Pre-Division I Leader		
Tim Macko	21	1999-01

WALKS

1. Brendon Hitchcock	95	2004-07
2. Peter Bregartner	88	2008-11
3. Jamie Boyer	82	2001-05
4. Dave Ciocchi	76	2009-12
5. Pat Haughie	70	2004-07

Pre-Division I Leader		
Andy Fiedler	82	1995-98

STOLEN BASES

1. Corey Taylor	47	2008-11
2. Matt Simek	37	2004-07
3. Peter Bregartner	35	2008-11
4. Joe Charron	26	2007-10
Ryan James	26	2005-08

Pre-Division I Leader		
Steve Markman	72	1977-79

GAMES PLAYED

1. Peter Bregartner	199	2008-11
2. Corey Taylor	198	2008-11
3. Justin Smucker	194	2003-07
4. Dave Ciocchi	193	2009-12
5. Brendon Hitchcock	189	2004-07

Pre-Division I Leader		
Andy Fiedler	137	1995-98

AT BATS

1. Dave Ciocchi	717	2009-12
2. Corey Taylor	711	2008-11
3. Justin Smucker	694	2003-07
4. Peter Bregartner	687	2008-11
5. Brendon Hitchcock	683	2004-07

Pre-Division I Leader		
Andy Fiedler	459	1995-98

EARNED RUN AVERAGE (Min. 2 yrs and 100 IP)

1. Jeff Dennis	3.23	2006-09
2. Zach Groh	3.36	2004-07
3. Mike Van Gorder	3.70	2004-07
4. David Eagan	3.85	1999-02
5. Murphy Smith	3.90	2007-09

Pre-Division I Leader		
Greg Partigianoni	2.05	1976-79

APPEARANCES

1. Greg Lane	62	2007-09
2. Adam Shatkun	60	2002-06
Mike Weglinski	60	2002-05
4. James Giulietti	59	2008-11
5. Mike Augliera	56	2009-12

Pre-Division I Leader		
Greg Koch	40	1996-99

STARTS

1. Mike Augliera	51	2009-12
2. Zach Groh	45	2004-08
3. James Giulietti	39	2008-11
4. Scott Diamond	37	2005-07
Jeff Dennis	37	2006-09

5. David Eagan	31	1999-02
----------------	----	---------

Pre-Division I Leader		
Jeff Montani	33	1999-01

COMPLETE GAMES

1. Mike Augliera	11	2009-12
Jeff Dennis	11	2006-09
David Eagan	11	1999-02
4. Scott Diamond	10	2005-07
5. James Giulietti	8	2008-11
Greg Sousa	8	2002

Pre-Division I Leader		
Nick Radziul	12	1994-96

WINS

1. Mike Augliera	23	2009-12
2. Zach Groh	22	2004-08
3. James Giulietti	21	2008-11
4. Jeff Dennis	16	2006-09
5. Mike Van Gorder	15	2004-07
David Eagan	15	1999-02

Pre-Division I Leader		
Matt Rufrano	19	1970-73

INNINGS PITCHED

1. Mike Augliera	307.1	2009-12
2. Zach Groh	283.2	2004-08
3. James Giulietti	256.2	2008-11
4. Jeff Dennis	225.0	2006-09
5. Mike Weglinski	209.0	2002-05

STRIKEOUTS


1. Zach Groh	286	2004-08
2. Mike Augliera	253	2009-12
3. James Giulietti	192	2008-11
4. Jeff Dennis	179	2006-09
5. David Eagan	173	1999-02

Pre-Division I Leader		
Jerry Gaube	266	1973-76

SAVES

1. Greg Lane	19	2007-09
2. Lee Sosa	12	2010-12
3. Adam Shatkun	8	2002-06
4. Khalid Affy	6	2005-07
Phil Antonio	6	2002-03

Pre-Division I Leader		
Greg Koch	4	1996-99



Justin Smucker

PRE-DIVISION I INDIVIDUAL CAREER RECORDS

BATTING AVERAGE (Min. 2 yrs and 125 AB)

1. Bob Negron	.403	1968-71
2. Dan Gray	.380	1988-90
3. Brian Kost	.366	1998-99
4. Matt Robinson	.363	1995-98
5. Bill DeTorres	.355	1980-83
6. Neil Shapiro	.350	1983-84
7. Harry Caruso	.348	1980-83
8. David Garcia	.346	1995-98
9. Tim Macko	.342	1999-01
10. Karl Baum	.340	1997-00

RUNS

1. Tim Macko	112	1999-01
2. Andy Fiedler	111	1995-98
3. David Garcia	105	1995-98
4. Dave Luftman	99	1993-96
5. Matt Robinson	94	1995-98
6. Tim Collar	89	1999-02
Bryan Connolly	89	1993-96
8. Karl Baum	79	1997-00
9. Martin Cadieux	77	2000-01

HITS

1. Tim Collar	162	1999-02
2. Andy Fiedler	155	1995-98
3. Tim Macko	151	1999-01
4. David Garcia	149	1995-98
5. Dave Luftman	131	1993-96
Bryan Connolly	131	1993-96
7. Karl Baum	127	1997-00
8. Matt Robinson	113	1995-98
Tony Vitulli	113	1975-78

RUNS BATTED IN

1. Andy Fiedler	131	1995-98
2. Tim Macko	116	1999-01
3. Karl Baum	85	1997-00
4. Kyle Loucks	79	2000-03
David Garcia	79	1995-98
6. Matt Robinson	77	1995-98
7. Bill DeTorres	69	1980-83
8. Bryan Connolly	65	1993-96
9. Harry Caruso	64	1980-83

TRIPLES

1. Cliff Bell	8	1980-82
2. Maury Weisel	7	1967-69
Bill DeTorres	7	1980-83
Harry Caruso	7	1980-83
5. Dan Rootenberg	6	1991-94
Mike Stark	6	1974-78
Dan Tauken	6	1981-84
Anthony DiFiore	6	1991-94

HOME RUNS

1. Tim Macko	21	1999-02
2. Harry Caruso	17	1980-83
3. Andy Fiedler	16	1995-98
4. Dan Tauken	15	1980-83
5. Matt Robinson	13	1995-98
6. Karl Baum	11	1997-00

WALKS

1. Andy Fiedler	80	1995-98
2. Tim Macko	74	1999-01
3. Bryan Connolly	64	1993-96
4. David Garcia	54	1995-98
5. Steve Markman	49	1977-79
6. Jon Stern	47	1995-98
7. Karl Baum	46	1997-00
8. Matt Robinson	41	1995-98

STOLEN BASES

1. Steve Markman	72	1977-79
2. Glen Abbott	58	1969-72
3. Bryan Connolly	33	1993-96
4. Dave Luftman	28	1993-96
5. Brian Kost	26	1998-99
6. Martin Cadieux	23	2000-01
7. Dave Dini	19	1985
8. Dan Rootenberg	18	1991-94
9. Seth Eysen	17*	1979-83
10. Craig Ramirez	16	1997-99

* total only includes one season as 1980-82 are missing

DOUBLES

1. Tim Macko	38	1999-01
2. Andy Fiedler	30	1995-98
3. Dave Luftman	29	1993-96
4. David Garcia	27	1995-98
Bryan Connolly	27	1993-96
Brian Kost	27	1998-99
5. Karl Baum	26	1997-00

INNINGS PITCHED

1. Jerry Gaube	252	1974-76
2. Jerry Bracken	233.1	1975-78
3. Jeff Montani	220.2	1999-01
4. Matt Rufrano	200	1970-73
5. Nick Radziul	179.2	1994-96
6. R. Wieczorek	158.1	1966-68
7. Dan Tauken	140	1981-84
8. S. Johnston	133	1972-74
9. Matt Morehouse	132.1	1991-94

WINS

1. Matt Rufrano	23	1970-73
2. Nick Radziul	18	1994-96
3. Jerry Bracken	16	1975-78
4. Jeff Montani	15	1999-01
5. Jerry Gaube	14	1973-76
6. Dan Tauken	12	1981-84
8. David Eagan	10	1999
Phil Goldstein	10	1997-00
George Katsanos	10	1992-95
Ken Skapik	10	1976-78

EARNED RUN AVERAGE

1. Greg Partigianoni	2.05	1976-79
2. Ken Skapik	2.08	1976-78
3. Matt Rufrano	2.39	1970-73
4. Dave VanWoert	2.54	1974-76
5. Jerry Bracken	2.58	1975-78
6. John Lange	2.65	1968-70
7. S. Brandwene	2.70	1975-78
8. Bill Truminello	3.38	1964-65
9. R. Wieczorek	3.58	1966-68
10. Dan Tauken	3.85	1981-84

STRIKEOUTS

1. Jerry Gaube	266	1973-76
2. Jerry Bracken	258	1975-78
3. Matt Rufrano	253	1970-73
4. Jeff Montani	180	1999-01
5. Dan Tauken	155	1981-84
6. Nick Radziul	107	1994-96
7. R. Wieczorek	105	1966-68
8. John Lange	103	1968-70



BASEBALL

SINGLE GAME RECORDS/TOP PERFORMANCES

INDIVIDUAL

HITS
5, three times, last Corey Taylor (5-7) and Jim Calderone (5-7) vs. Hartford (5/2/10)

RUNS
6, Brendon Hitchcock vs. St. Peter's (3/22/05)

RBI
8, Jim Calderone vs. NJIT (4/25/09)

HOME RUNS
3, Mathieu Bergeron vs. Albany (5/1/05)
3, Jamie Boyer vs. Albany (5/1/04)

DOUBLES
3, Jeff Abrams vs. NJIT (4/25/09)
3, Peter Bregartner vs. Siena (4/2/11)

TRIPLES
2, Peter Bregartner vs. Vermont (5/15/09)

STOLEN BASES
3, Ryan Holley vs. NJIT (4/26/08)
3, Keith Ford vs. Le Moyne (5/4/04)

WALKS
4, Justin Smucker vs. Bucknell (3/18/06)
4, Pat Haughie vs. Maine (4/24/04)

INNINGS PITCHED
9, Mike Augliera five times
9, Scott Diamond twice
9, Murphy Smith vs. Lehigh Univ. (3/21/09)
9, James Giulietti vs. Hartford (4/23/11)
9, Jay Lynch vs. Stony Brook (5/1/11)

HITS
0, Jeff Montani vs. Lehigh (3/24/01), 7 innings
0, Tom Gaube vs. Northeastern (4/21/02), 7 innings in relief
1, Mike Augliera vs. Albany (5/23/12), 9 innings (AE tournament)
1, Zach Groh vs. Lehigh (3/25/06), 7 innings
1, Zach Groh vs. NJIT (5/12/07), 7 innings

STRIKEOUTS
15, Mike Augliera vs. UMBC (5/7/11), 9 inn.
14, Mike Augliera vs. Hartford (4/28/12), 6 inn.



Pitching ace Zach Groh was dominant against NJIT in May 12, 2007. He fired a seven-inning one-hitter with 10 strikeouts and only one walk in BU's win.

TEAM

HITS
26 vs. Hartford (5/2/10)

RUNS
34 vs. St. Peter's (3/22/05)
26 vs. Hartford (5/1/10)

RBI
32 vs. St. Peter's (3/22/05)
25 vs. NJIT (4/25/09)

HOME RUNS
7 vs. Hartford (5/1/10, 5/2/10)
6 vs. Delaware State (3/13/06)

DOUBLES
10 vs. UMBC (5/15/10)


TRIPLES
2, eight times, last vs. UMBC (4/14/12)

STOLEN BASES
6, two times, last vs. UMBC (4/25/10)

WALKS
14 vs. Albany (4/6/07)



All-star first baseman Jamie Boyer had a career day against Albany on May 1, 2004. In a twinbill split with the Great Danes, Boyer went a combined 5-for-7 with five home runs, six RBI and five runs scored. Boyer belted three home runs in the opener and added two more in the nightcap.



Pitcher and future MLB draft choice Jeff Montani pitched the last BU no-hitter—a seven-inning gem to beat Lehigh on March 24, 2001. Montani struck out four in a complete-game 2-1 win, producing the program's first no-hitter in nine years.



Slugger Mathieu Bergeron put up some big numbers in his lone season as a Bearcat. En route to being named America East Player of the Year in 2005, Bergeron had three walk-off hits. He ripped a game-winning two-out, two-run single in the bottom of the seventh inning to beat St. Bonaventure on April 12. Four days later he delivered a two-out RBI double to beat Stony Brook in the bottom of the 10th inning. Bergeron then smacked a 400-foot, two-run home run on an 0-2 pitch to beat Hartford 10-9 on May 13. He also belted a record three home runs in a 12-3 win over Albany on May 1 (4-for-5, 6 RBI) and had 14 multi-RBI games in the 2005 season.


ALL TIME RECORDS

OPPONENT	WINS	LOSSES	TIES	FIRST GAME	FIRST WIN	LAST WIN	OPPONENT	WINS	LOSSES	TIES	FIRST GAME	FIRST WIN	LAST WIN	
Adelphi	0	1	0	1972	---	---	Georgia Southern	0	2	0	2003	---	---	
Albany	41	50	0	1950	1952	2012	Gonzaga	0	1	0	2006	---	---	
Allegheny	0	1	0	1998	---	---	Greensboro	0	1	0	1997	---	---	
Allentown	0	4	0	1990	---	---	Guilford	1	0	0	1997	1997	1997	
Appalachian State	0	2	0	2002	---	---	Hamilton	14	8	0	1962	1965	1985	
Arkansas	0	3	0	2012	---	---	Hartford	30	7	0	2002	2002	2012	
Army	0	1	1	2001	---	---	Hartwick	25	30	0	1948	1964	1996	
Aurora	0	1	0	1998	---	---	Hobart	13	20	1	1962	1963	1993	
Averett	2	0	0	1997	1997	1997	Houghton	13	4	0	1969	1971	1978	
Baptist Bible	9	6	0	1964	1967	1972	Howard	2	0	0	2001	2001	2001	
Barton	0	1	0	1999	---	---	Ithaca	3	25	0	Fall 1973	1976-77	Fall 1980	
Bloomsburg	2	2	0	1952	1975	1975	Ithaca Frosh	0	2	0	1948	---	---	
Bowie State	2	0	0	2000	2000	2000	James Madison	1	2	0	2008	2008	2008	
Bridgeport	2	2	0	1999	1999	2000	John Jay	1	2	0	1992	1992	1992	
Brigham Young	1	2	0	2007	2007	2007	Kansas St.	0	3	0	2008	---	---	
Brockport	15	9	0	1975	1975	1998	Kennesaw St.	0	2	0	2010	---	---	
Broome CC	2	3	0	1948	1948	1948	Keuka	4	0	0	1997	1997	1998	
Brown	0	0	1	2003	---	---	Keystone	2	2	1	1948	1948	1951	
Bucknell	4	4	0	1991	2001	2012	Lafayette	5	8	0	2001	2003	2007	
Buffalo	0	5	0	1973	---	---	LaRoche	1	0	0	1994	1994	1994	
C.W. Post	4	3	0	1971	1971	2002	LaSalle	2	0	0	2008	2008	2008	
Canisius	3	3	0	1998	2005	2006	Le Moyne	18	53	0	1970	1973	2008	
Catawba	1	4	0	1999	1999	1999	Lebanon Valley	2	0	0	1994	1994	1995	
Cazenovia	1	0	0	1996	1996	1996	Lehigh	16	11	1	2001	2001	2012	
Centenary	2	1	0	2010	2010	2010	Lehman	1	0	0	1993	1993	1993	
Central Conn.State	3	4	0	2006	2006	2011	Lenoir-Rhyne	2	0	0	1999	1999	2000	
Charleston Southern	0	1	0	0	2003	---	Liberty	2	5	0	2004	2004	2011	
Chowan	0	1	0	1995	---	---	Lincoln	2	0	0	1996	1996	1997	
Christopher Newport	1	2	0	0	1989	1989	Longwood	1	6	0	1992	---	2008	
Clarkson	2	1	1	1986	1986	1988	Long Island U.	2	0	0	2007	2007	2007	
Columbia Union	4	0	0	1997	1997	1999	Louisiana-Monroe	0	3	0	2010	---	---	
Concordia	3	0	0	1984	1984	1984	Louisiana St.	0	1	0	2010	---	---	
Coppin State	1	0	0	1996	1996	1996	Lynchburg	1	0	0	1997	1997	1997	
Cornell	11	17	0	1984	1986	2012	Madison	0	3	0	1973	---	---	
Cortland	21	60	0	1975	1976	2000	Maine	17	23	0	2002	2003	2012	
Dallas Baptist	2	4	0	2009	2009	2011	Mansfield	6	32	0	1973	1973	2001	
Delaware State	6	8	1	1973	1973	2006	Marist	3	4	0	2005	2005	2010	
Dowling	2	1	0	2000	2000	2000	Maryland	2	1	0	2003	2003	2003	
Drew	0	1	0	1998	---	---	Maryland-E. Shore	6	0	0	1973	1973	2009	
E. Carolina	0	4	0	1990	---	---	Marywood	5	0	0	1995	1995	1998	
E. Stroudsburg	4	1	0	1996	1996	2000	Messiah	0	2	0	1996	---	---	
E. Tennessee State	3	3	0	2002	2002	2003	Miami (Ohio)	0	1	0	2006	---	---	
E. Mennonite	1	0	0	1995	1995	1995	Millersville	0	1	0	2000	---	---	
Eisenhower	6	2	0	Fall 1972	Fall 1972	1982	Misericordia	3	0	0	1994	1994	1998	
Elizabeth City	3	5	0	1988	1988	1999	Monmouth	0	2	0	2001	---	---	
Elizabethtown	1	1	0	1987	1987	1987	Moravian	0	2	0	1991	---	---	
Elmhurst	1	1	0	1994	1994	1994	Morgan State	1	0	0	1973	1973	1973	
Fairleigh Dickinson	3	2	0	2004	2004	2008	Mount St. Mary's	1	4	0	1989	2002	2002	
Felician	3	1	0	2000	2000	2001	N.C. Wesleyan	0	1	0	1998	---	---	
Ferrum	0	3	0	1987	---	---	Neumann	1	0	0	1995	1995	1995	
Fordham	0	2	0	1991	---	---	New Hampshire Col.	4	0	0	0	1999	1999	1999
Franklin Pierce	3	2	0	1999	1999	2000	New Haven	4	0	0	1999	1999	2000	
Fredonia	6	5	0	Fall 1974	Fall 1974	Fall 1978	NJ Instit. Of Tech.	14	2	0	2007	2007	2009	
Fresno State	0	1	0	2006	---	---	New Mexico	0	6	0	2009	---	---	
Gardner-Webb	1	2	0	2000	2000	2000	New Mexico St	0	4	0	2011	---	---	
Geneseo	20	2	0	1964	1964	1980	New Paltz	42	13	0	Fall 1974	Fall 1974	1997	
George Mason	1	1	0	1974	---	2009	New York Tech	0	4	0	1976	---	---	
George Washington	0	1	0	0	2011	---	Newport News	0	1	0	1995	---	---	
Georgetown	0	1	0	1999	---	---	Niagara	2	1	0	2006	2006	20	



BASEBALL

OPPONENT	WINS	LOSSES	TIES	FIRST GAME	FIRST WIN	LAST WIN	OPPONENT	WINS	LOSSES	TIES	FIRST GAME	FIRST WIN	LAST WIN
Norfolk State	2	2	0	2005	2005	2007	St. Joe's-Patchogue	2	0	0	1998	1998	1998
North Adams State	0	2	0	1995	---	---	St. John Fisher	5	1	0	1995	1995	1998
Northeastern	3	10	0	2002	2002	2005	St. Joseph's	1	0	0	2012	2012	2012
Oklahoma State	0	3	0	2005	---	---	St. Mary's (Md.)	1	0	0	1973	1973	1973
Old Westbury	1	0	0	1991	1991	1991	St. Peter's	1	0	0	2005	2005	2005
Oneonta	33	51	0	1950	1950	2000	Staten Island	0	2	0	1998	---	---
Oswego	18	28	0	1975	1975	1997	Stony Brook	26	38	0	1968	1969	2012
Pace	4	2	0	2001	2001	2004	Susquehanna	1	2	0	1992	1996	1996
Penn State	0	1	0	2012	---	---	Teikyo Post	2	0	0	2000	2000	2000
Pfeiffer	0	1	0	2000	---	---	Temple	1	2	0	2008	2012	2012
Philadelphia Textile	0	1	0	1987	---	---	Tennessee	1	1	0	2010	2010	2010
Plattsburgh	2	0	0	1975	1975	1975	TX A&M-Corpus Christi	0	4	0	2001	---	---
Point Park	0	0	1	1998	---	---	TX A&M-Kingsville	0	2	0	2001	---	---
Potsdam	2	1	0	1975	Fall 1979	Fall 1979	UMass-Lowell	0	4	0	1999	---	---
Prairie View	2	1	0	2001	2001	2001	UMBC	28	7	0	1973	2004	2012
Queens	0	2	0	1976	---	---	UNC-Asheville	0	1	0	2002	---	---
Quinnipiac	0	1	0	2009	---	---	Union	1	0	0	1997	1997	1997
Radford	3	4	0	2004	2004	2007	Upsala	1	0	0	1991	1991	1991
Randolph Macon	1	1	0	1987	1988	1988	Utah Valley State	0	2	0	2007	--	--
Rochester	3	4	0	1993	1993	1997	Utica	18	22	0	1948	1948	1994
Rutgers-Newark	1	0	0	1998	1998	1998	VCU	0	3	0	2012	---	---
Sacred Heart	1	1	0	1999	1999	1999	VMI	3	7	0	2004	2004	2011
Salisbury State	1	3	0	1973	1974	1998	Vermont	7	20	0	2002	2004	2009
Savannah State	1	4	0	1994	1994	1994	Villanova	1	0	0	2012	2012	2012
Scranton	25	17	0	Fall 1972	Fall 1972	1998	Virginia Tech	0	1	0	2008	---	---
Shaw	2	0	0	1990	1990	1990	Virginia Wesleyan	1	3	0	1987	1989	1989
Shenandoah	2	0	0	1974	1974	1974	Washington (Md.)	0	2	0	1996	---	---
Shepherd	5	4	0	1994	1995	2000	Wesley	2	1	1	1996	1996	1997
Shippensburg	0	4	0	1987	---	---	West Virginia State	1	0	0	2000	2000	2000
Siena	9	7	0	Fall 1979	Fall 1979	2012	Western Carolina	0	2	0	2002	---	---
South Florida	0	2	0	1975	---	---	W. Connecticut State	2	2	0	1993	1993	1993
S. Connecticut State	2	2	0	1999	2000	2000	Wilkes	6	8	0	1948	1948	1994
Southern Vermont	1	0	0	1999	1999	1999	Wilmington	0	1	0	1998	---	---
St. Bonaventure	4	3	0	1952	2004	2006	Wichita St.	0	2	0	2008	---	---
St. Edwards	0	1	0	2001	---	---	York	1	2	0	1987	1987	1987



BINGHAMTON VS. RANKED OPPONENTS

- Feb. 18, 2005 No. 28 OKLAHOMA STATE 13, Binghamton 3
- Feb. 19, 2005 No. 28 OKLAHOMA STATE 23, Binghamton 3
- Feb. 20, 2005 No. 28 OKLAHOMA STATE 11, Binghamton 3
- March 25, 2008 No. 11 WICHITA STATE 9, Binghamton 2
- March 26, 2008 No. 11 WICHITA STATE 13, Binghamton 8
- May 30, 2009 No. 17 EAST CAROLINA 11, Binghamton 7 (NCAA Regional)
- May 30, 2009 Binghamton 11, RV George Mason 6 (NCAA Regional in Greenville, N.C.)
- May 31, 2009 No. 17 EAST CAROLINA 16, Binghamton 9 (NCAA Regional)
- March 31, 2010 No. 4 LSU 13, Binghamton 7
- March 9, 2012 No. 4 Arkansas 4, Binghamton 0
- March 10, 2012 No. 4 Arkansas 5-6, Binghamton 3-0

NOTABLE WINS

- March 1, 2003 Binghamton 8-4, MARYLAND 6-2
- March 31, 2007 Binghamton 11, BYU 6
- Feb. 21, 2009 Binghamton 3, DALLAS BAPTIST 1
- March 5, 2010 Binghamton 7, TENNESSEE 4
- March 19, 2011 Binghamton 5, DALLAS BAPTIST 3

ALL-TIME RESULTS

1948 (5-6)
Coach: Bob Redman

Ithaca Frosh	L	0-2
Hartwick	L	3-4
Broome CC	W	11-1
Utica	L	4-5
Keystone	W	3-0
Broome CC	W	11-1
Keystone	L	8-9
Wilkes	W	6-2
Hartwick	L	2-3
Utica	W	9-6
Ithaca Frosh	L	3-9

1949 (0-3)
Coach: Andy Cook

Broome CC	L	8-15
Utica	L	4-6
Wilkes	L	0-8

1950 (2-7)
Coach: Andy Cook

Wilkes	L	0-6
Albany	L	3-10
Broome CC	L	2-4
Keystone	L	3-10
Oneonta	W	15-14
Broome CC	L	7-8
Oneonta	W	6-2
Hartwick	L	8-12
Utica	L	1-14

1951 (2-6-1)
Coach: Andy Cook

Keystone	T	6-6
Oneonta	L	4-14
Utica	L	1-11
Hartwick	L	8-21
Wilkes	L	7-19
Keystone	W	14-2
Hartwick	L	1-10
Oneonta	W	3-1
Albany	L	4-6

1952 (1-6)
Coach: Dick Hoover

St. Bonav.	L	5-10
Hartwick	L	3-17
Bloomsburg	L	1-26
Utica	L	10-12
Wilkes	L	6-8
Albany	W	13-3
Bloomsburg	L	1-18

1953-61
No Team

1962 (0-5)
Coach: Dave Henderson

Hartwick	L	3-6
Hamilton	L	2-14
Utica	L	3-7
Hobart	L	2-7
Oneonta	L	3-20

1963 (2-2)
Coach: Dave Henderson

Hartwick	L	2-6
Hamilton	L	1-2
Utica	W	14-2
Hobart	W	5-0

1964 (2-8)
Coach: John Affleck

Baptist Bible	L	3-4
Hamilton	L	2-6
Hartwick	W	7-1
Utica	L	2-3
Hobart	L	5-8
Hartwick	L	2-12
Geneseo	W	7-6
Baptist Bible	L	0-1
Utica	L	2-7
Oneonta	L	7-8

1965 (5-3-1)
Coach: John Affleck

Utica	W	9-6
Hartwick	L	4-5
Hobart	T	4-4
Geneseo	W	4-2
Oneonta	W	8-0
Baptist Bible	L	6-8
Hamilton	W	9-7
Utica	L	4-11
Hartwick	W	2-1

1966 (4-7)
Coach: John Affleck

Wilkes	W	4-2
Utica	L	4-10
Oneonta	L	4-5
Hamilton	L	7-13
Geneseo	W	4-3
Hobart	L	2-4
Hartwick	W	9-7
Utica	W	5-2
Baptist Bible	L	5-6
Baptist Bible	L	2-3
Baptist Bible	L	4-7

1967 (3-6)
Coach: John Affleck

Wilkes	L	0-6
Hartwick	W	2-0
Utica	L	9-10
Geneseo	L	1-5
Utica	L	4-17
Hamilton	W	7-5
Baptist Bible	W	5-1
Oneonta	L	6-7
Hobart	L	2-3

1968 (5-6)
Coach: John Affleck

Albany	L	4-5
Utica	W	11-0
Baptist Bible	W	5-3
Stony Brook	L	2-5
Hamilton	W	10-5
Baptist Bible	W	9-2
Hobart	L	5-9
Wilkes	L	3-13
Utica	W	11-6
Hartwick	L	3-7
Oneonta	L	1-9

1969 (3-8)
Coach: John Affleck

Utica	W	7-6
Albany	L	7-8
Utica	L	7-8
Baptist Bible	W	6-1
Hamilton	L	7-9
Hobart	L	2-5
Stony Brook	W	6-5
Stony Brook	L	1-2
Houghton	L	5-6
Hartwick	L	2-9
Oneonta	L	6-14

1970 (6-7)
Coach: John Affleck

Baptist Bible	W	4-3
Le Moyne	L	3-4
Le Moyne	L	4-5
Oneonta	L	1-2
Houghton	L	1-2
Houghton	L	3-6
Wilkes	W	4-3
Stony Brook	W	7-1
Stony Brook	W	5-4
Hartwick	L	3-8
Utica	W	4-3
Utica	W	11-4
Hobart	L	6-7

1971 (10-6)
Coach: John Affleck

Le Moyne	L	9-12
Oneonta	L	0-11
Houghton	W	7-2
Houghton	W	8-6
Wilkes	W	15-8
Stony Brook	W	7-2
Stony Brook	W	9-2
Albany	L	2-3
Albany	L	1-3
Utica	L	5-6
Baptist Bible	W	3-1
Baptist Bible	W	3-1
Hobart	L	2-5
Hobart	W	5-4
Hamilton	W	6-4
C.W. Post	W	5-3

1972 (8-5)
Coach: John Affleck

Le Moyne	L	0-1
Wilkes	L	3-8
Hartwick	L	3-5
Hartwick	W	5-4
Baptist Bible	W	5-0
Baptist Bible	W	10-1
Adelphi	L	2-18
Stony Brook	W	3-0
Stony Brook	W	3-2
Hamilton	W	3-1
Hamilton	L	3-6
Utica	W	13-11
Utica	W	8-1

1972-73 (15-7)
Coach: Tim Schum

Scranton	W	1-0
Scranton	W	14-4
Eisenhower	W	10-0
Eisenhower	W	13-0
Oneonta	W	4-0
Oneonta	L	2-9
SPRING		
Albany	W	7-2
Albany	L	4-5
Madison	L	2-3
Delaware St.	W	7-4
Morgan State	W	7-4
St. Mary's (Md.)	W	15-3
Md.-E. Shore	W	9-4
Salisbury St.	L	2-7
Md.-Balt. Co.	L	4-8
Le Moyne	W	4-1
Univ. Buffalo	L	0-11
Hamilton	W	11-5
Scranton	L	7-8
Wilkes	W	2-0
Oneonta	W	2-1
Mansfield	W	1-0



BASEBALL



BASEBALL

1973-74 (14-16)
Coach: Tim Schum

Utica	W	13-0
Utica	L	3-5
Scranton	L	1-2
Scranton	L	2-4
Oneonta	W	2-0
Oneonta	L	2-4
Le Moyne	W	11-5
Le Moyne	L	0-2
Ithaca	L	1-14
Ithaca	L	5-7
SPRING		
Madison	L	3-14
Shenandoah	W	15-5
Shenandoah	W	14-3
Salisbury St.	W	2-0
George Mason	L	3-19
Oneonta	L	1-4
Houghton	W	9-1
Houghton	W	9-0
Scranton	L	3-4
Hobart	W	6-2
Stony Brook	W	2-1
Stony Brook	W	6-3
Eisenhower	W	12-0
Hartwick	L	1-3
Hartwick	W	3-1
Hamilton	W	5-2
Le Moyne	L	0-8
Le Moyne	L	5-7
Univ. Buffalo	L	1-5
Univ. Buffalo	L	6-7

1974-75 (19-16)
Coach: Tim Schum

Le Moyne	L	2-6
Le Moyne	W	2-1
Utica	L	1-3
Utica	L	2-8
Ithaca	L	0-1
New Paltz	W	2-0
New Paltz	W	3-0
Geneseo	W	3-0
Geneseo	W	6-5
Fredonia	L	1-4
Fredonia	W	7-0
SPRING		
S. Florida	L	2-10
S. Florida	L	5-14
Madison	L	0-8
Houghton	W	12-2
Houghton	W	6-0
Oneonta	L	1-5
Oswego	L	0-1
Oswego	W	7-6
Hobart	W	2-1
Bloomsburg	W	11-6
Bloomsburg	W	8-3
Scranton	L	0-1
Scranton	L	0-1
Eisenhower	L	3-4
Eisenhower	W	6-1
Hamilton	W	2-0
Hamilton	W	1-0
Potsdam	L	4-5
Hartwick	L	1-10
Plattsburgh	W	4-0
Plattsburgh	W	7-0
Brockport	W	5-2
Brockport	W	5-4
ECAC Tournament		
Cortland	L	3-8

1975-76 (14-14)
Coach: Tim Schum

Le Moyne	W	7-4
Le Moyne	L	6-7
Utica	W	14-8
Oswego	L	2-7
Oswego	L	2-3
New Paltz	W	9-6
New Paltz	W	6-3
Brockport	L	4-6
Brockport	L	2-4
SPRING		
Houghton	W	4-3
Houghton	W	8-1
NY Tech	L	4-12
Queens	L	5-6
Queens	L	4-19
New Paltz	L	3-6
New Paltz	W	5-4
New Paltz	L	4-5
Fredonia	W	4-1
Fredonia	L	4-5
Geneseo	W	1-0
Geneseo	W	11-3
Hartwick	W	1-0
Hartwick	L	0-7
Eisenhower	W	11-3
Hamilton	L	4-6
Cortland	W	3-0
Hobart	W	13-7
ECAC Tournament		
Fredonia	L	1-3

1976-77 (20-12)
Coach: Tim Schum

Le Moyne	W	3-0
Le Moyne	L	1-7
New Paltz	W	4-3
New Paltz	W	4-0
Scranton	W	1-0
Scranton	L	1-4
Geneseo	W	3-2
Geneseo	W	16-2
Oneonta	L	2-3
Ithaca	W	1-0
Fredonia	W	5-0
Fredonia	W	9-5
Utica	W	6-0
Oswego	L	1-2
Oswego	L	2-5
Mansfield	W	5-0
Utica	W	18-8
Hartwick	W	5-4
Hartwick	W	17-0
Scranton	W	8-7
Scranton	L	2-7
Hamilton	W	1-0
Geneseo	W	10-7
Houghton	W	8-3
Houghton	L	3-7
Brockport	L	2-6
Brockport	L	5-6
Cortland	L	2-11
Hobart	W	9-6
Brockport	W	4-1
Brockport	L	1-4
ECAC Tournament		
Oneonta	L	1-5

1977-78 (20-11)
Coach: Tim Schum

Oneonta	L	7-8
Le Moyne	L	2-8
Le Moyne	L	4-5
Oswego	W	5-1
Oswego	W	5-2
Ithaca	L	2-14
Albany	W	3-2
Albany	W	3-2
Houghton	W	9-0
Houghton	W	10-0
Geneseo	W	11-0
Fredonia	W	1-0
Fredonia	L	6-7
SPRING		
Scranton	W	6-0
Scranton	W	3-2
Brockport	W	5-2
Brockport	W	4-3
Houghton	W	4-1
Houghton	W	3-0
Hartwick	W	11-1
Hartwick	W	12-2
Geneseo	W	9-1
Geneseo	W	10-1
Mansfield	L	0-8
Mansfield	L	5-6
Hobart	W	13-1
Cortland	L	2-5
Oswego	L	1-2
Oswego	L	2-6
Brockport	L	3-5
Brockport	W	11-4

1978-79 (15-13)
Coach: Dave Van Woert

Oneonta	W	8-3
Le Moyne	L	2-6
Le Moyne	L	0-1
Fredonia	L	2-3
Fredonia	W	8-1
Scranton	W	15-1
Geneseo	W	18-5
Geneseo	W	9-2
Ithaca	W	6-3
Albany	W	9-1
Albany	W	4-3
Oswego	L	0-2
Brockport	W	6-2
Brockport	L	2-7
SPRING		
Brockport	L	2-3
Brockport	W	3-2
Scranton	W	10-4
Scranton	L	10-11
Geneseo	W	5-4
Geneseo	W	15-12
Utica	L	4-11
Oswego	W	6-5
Oswego	W	7-2
Ithaca	L	0-5
Cortland	L	0-2
Cortland	L	5-6
Mansfield	L	2-4
Mansfield	L	0-6

1979-80 (14-24)
Coach: Jerry Bracken/
Greg Partigianoni

Le Moyne	L	0-8
Le Moyne	L	0-3
Scranton	W	6-1
Scranton	W	8-7
Oneonta	L	1-2
Oneonta	L	4-9
Potsdam	W	5-1
Potsdam	W	2-0
Ithaca	L	4-5
Cortland	L	3-13
Cortland	L	5-7
Brockport	L	2-9
Brockport	W	10-3
Oswego	W	4-2
Albany	L	8-9
Albany	L	0-5
Geneseo	W	16-8
Geneseo	W	4-1
Siena	L	0-5
Siena	W	6-5
SPRING		
Albany	W	3-1
Albany	W	10-7
Scranton	W	11-6
Scranton	L	4-9
Geneseo	L	2-4
Geneseo	W	5-3
Le Moyne	L	1-2
Le Moyne	L	2-13
Oswego	L	1-17
Oswego	L	1-2
Ithaca	L	5-13
Hobart	L	2-7
Cortland	L	2-6
Cortland	L	1-10
Hartwick	W	8-7
Hamilton	L	5-10
Mansfield	L	3-11
Mansfield	L	3-14

1980-81 (7-28)		
Coach: Greg Partigianoni		
Scranton	W	9-1
Scranton	W	12-7
Oneonta	L	1-8
Oneonta	L	0-18
Le Moyne	L	2-8
Le Moyne	L	1-2
Ithaca	L	3-14
Ithaca	W	7-5
Mansfield	L	3-7
Mansfield	L	4-5
Cortland	L	1-9
Cortland	L	1-11
Utica	L	1-2
Utica	L	7-8
Albany	L	5-13
Siena	L	1-11
Mansfield	L	7-13
Mansfield	L	8-11
SPRING		
Albany	L	3-11
Albany	L	5-7
Le Moyne	L	1-10
Le Moyne	L	8-11
Scranton	L	1-7
Scranton	L	2-13
Ithaca	L	1-11
Hobart	L	7-11
Cortland	L	5-16
Cortland	L	1-10
Oneonta	L	2-13
Oneonta	L	8-15
Hamilton	W	11-9
Hartwick	W	4-1
Hartwick	W	4-3
Oswego	L	4-7
Oswego	W	3-0

1981-82 (9-21)		
Coach: Dan McCormack		
Oneonta	L	3-7
Le Moyne	L	0-13
Le Moyne	W	3-2
Cortland	L	1-2
Cortland	L	1-8
Oswego	W	10-9
Scranton	L	2-4
Scranton	W	11-10
Albany	W	2-0
Albany	W	17-9
Ithaca	L	3-7
Ithaca	L	2-10
SPRING		
Le Moyne	L	5-12
Le Moyne	L	3-7
Mansfield	L	4-18
Mansfield	L	6-9
Albany	L	5-11
Albany	L	4-7
Eisenhower	W	11-1
Eisenhower	L	3-11
Cortland	L	1-8
Cortland	W	4-3
Hobart	L	7-17
Hobart	W	20-7
Oneonta	L	2-4
Oneonta	L	2-9
Scranton	L	9-23
Hamilton	W	9-3
Hartwick	L	6-9
Hartwick	L	5-7

1982-83 (7-22)		
Coach: Dan McCormack		
Scranton	W	5-0
Scranton	W	2-1
Oneonta	L	2-8
Oneonta	L	4-8
Le Moyne	L	1-4
Le Moyne	L	0-3
Ithaca	L	0-20
Ithaca	L	0-11
Mansfield	L	6-11
Mansfield	W	8-6
Oswego	L	6-11
Oswego	L	4-14
Le Moyne	L	7-8
Le Moyne	L	3-11
SPRING		
Le Moyne	L	3-6
Le Moyne	L	1-6
Scranton	W	22-17
Scranton	L	6-9
Cortland	L	3-6
Cortland	L	5-10
Ithaca	L	4-29
Oneonta	L	0-2
Oneonta	L	2-12
Cortland	L	2-13
Cortland	L	5-8
Albany	W	5-4
Albany	L	3-12
Hartwick	W	13-9
Hartwick	W	5-3

1983-84 (17-25)		
Coach: Dan McCormack		
Oneonta	L	1-3
Oneonta	W	9-3
Le Moyne	L	3-4
Le Moyne	W	4-3
Scranton	W	10-0
Scranton	W	8-4
Hartwick	W	8-3
Hartwick	W	8-4
Utica	W	7-4
Utica	L	2-6
Oswego	W	3-2
Oswego	L	2-11
Ithaca	L	0-15
Ithaca	L	2-10
Mansfield	L	5-10
Mansfield	L	2-9
SPRING		
Concordia	W	8-6
Concordia	W	9-7
Concordia	W	8-1
Albany	W	6-3
Albany	L	2-3
Scranton	W	9-7
Scranton	L	4-7
Le Moyne	L	3-4
Le Moyne	L	1-5
Albany	W	7-6
Albany	W	9-5
Cornell	L	2-6
Cornell	L	1-3
Oswego	L	5-7
Oswego	L	4-16
Ithaca	L	8-20
Hobart	L	4-9
Cortland	L	3-9
Cortland	W	6-5
Oneonta	L	5-8

Oneonta	L	3-7
Cortland	L	1-9
Cortland	W	8-6
Mansfield	L	0-11
Hartwick	L	2-6
Hartwick	L	3-5

1985 (12-13)		
Coach: Dan McCormack		
Cortland	L	0-2
Cortland	W	2-0
Le Moyne	L	3-9
Le Moyne	L	1-13
Albany	L	3-7
Albany	W	10-2
Oswego	L	2-12
Oswego	W	2-0
Hamilton	W	3-1
Hamilton	W	6-5
Cornell	L	7-13
Hartwick	W	5-1
Hartwick	W	7-1
Ithaca	L	8-11
Ithaca	L	6-12
Cortland	W	3-2
Cortland	W	6-5
Albany	L	1-6
Albany	W	4-0
Hobart	W	11-3
Hobart	L	3-4
Oneonta	W	8-1
Oneonta	L	2-11
SUNYAC Tournament		
Oswego	L	3-10
Oswego	L	3-5

1986 (10-14-1)		
Coach: Dan McCormack		
Albany	L	2-4
Albany	L	1-11
Clarkson	W	5-4
Clarkson	T	4-4
New Paltz	W	11-1
Oswego	L	3-8
Oswego	L	3-10
Mansfield	L	1-6
Mansfield	L	1-9
Cornell	L	2-6
Cornell	W	4-3
New Paltz	W	13-9
New Paltz	W	14-0
Ithaca	L	1-12
Ithaca	L	1-9
Hartwick	L	6-8
Hartwick	W	8-6
Cortland	W	1-0
Cortland	W	9-2
Oneonta	W	11-4
Oneonta	L	5-6
Albany	W	2-1
Albany	L	7-17
Cortland	L	6-7
Hobart	L	2-5

1987 (10-21)		
Coach: Dan McCormack		
Virginia Wesl.	L	2-5
Ferrum	L	2-16
Ferrum	L	3-10
Rand. Macon	L	2-7
Shippensburg	L	6-21
Shippensburg	L	3-9
Shippensburg	L	11-14
Shippensburg	L	6-17
Elizabethtown	W	6-0
Elizabethtown	L	1-11
Phil. Textile	L	11-21
York	L	1-2
York	W	21-8
Le Moyne	L	0-10
Le Moyne	L	1-7
Oswego	L	2-9
Oswego	L	6-13
Albany	L	3-4
Albany	W	6-5
New Paltz	W	14-5
New Paltz	W	11-4
Cortland	L	4-5
Cortland	W	6-5
Hartwick	W	2-0
Hartwick	L	4-5
Oneonta	L	3-4
Oneonta	L	8-12
Cortland	L	3-6
Cortland	W	9-7
New Paltz	W	7-0
New Paltz	W	7-0

1988 (19-11)		
Coach: Dan McCormack		
Virginia Wesl.	L	1-11
Elizabeth City	W	14-7
Elizabeth City	W	2-1
Virginia Wesl.	L	5-14
Rand. Macon	W	10-8
Clarkson	L	9-18
Clarkson	W	3-0
Le Moyne	L	8-19
Oswego	W	4-3
Oswego	W	3-1
Hobart	W	8-7
Hobart	L	0-11
Mansfield	L	0-25
Mansfield	L	6-12
Albany	W	9-4
Albany	W	12-11
Cortland	L	2-9
Cortland	L	1-4
Cornell	W	7-6
Cornell	L	0-8
Oneonta	W	5-3
Oneonta	W	9-5
Cortland	W	5-4
Cortland	L	1-7
New Paltz	W	4-0
New Paltz	W	2-1
New Paltz	W	7-3
New Paltz	W	4-2
ECAC Tournament		
Oswego	W	12-2
Hobart	W	19-2



BASEBALL

1989 (8-11)
Coach: Dan McCormack

Chris. Newport	L	1-7
Chris. Newport	W	10-1
Virginia Wesl.	W	4-3
Mt. St. Mary's	L	13-14
Mt. St. Mary's	L	1-6
Le Moyne	L	7-8
Utica	W	10-5
Oneonta	L	1-5
Oneonta	L	8-9
Cortland	L	7-8
Cortland	W	12-5
New Paltz	W	1-0
New Paltz	W	12-11
New Paltz	W	16-3
New Paltz	L	1-6
Cortland	L	7-8
Cortland	W	12-5
Albany	L	0-7
Albany	L	2-5

1990 (11-15)
Coach: Dan McCormack

Shaw	W	8-6
Shaw	W	9-1
East Carolina	L	2-3
East Carolina	L	1-6
Elizabeth City	L	6-11
Elizabeth City	L	5-6
Allentown	L	3-4
Allentown	L	1-2
Oswego	L	6-7
Oswego	W	4-3
Hobart	W	16-10
Mansfield	W	11-10
Mansfield	L	5-18
Cortland	W	4-3
Cortland	L	1-4
Le Moyne	W	5-3
Le Moyne	W	8-2
Cortland	L	0-12
Cortland	L	7-9
New Paltz	L	5-7
New Paltz	W	11-3
Ithaca	L	3-6
Ithaca	L	2-7
New Paltz	W	12-1
New Paltz	W	9-8
Hartwick	L	1-2

1991 (5-27)
Coach: Dan McCormack

Moravian	L	0-1
Moravian	L	3-4
Bucknell	L	7-10
Bucknell	L	2-7
Fordham	L	2-15
Fordham	L	2-19
Old Westbury	W	10-0
Upsala	W	13-4
C.W. Post	L	7-13
Oswego	L	1-11
Oswego	L	0-6
Hobart	L	10-14
Hobart	L	8-9
Albany	L	4-5
Albany	L	1-7
Mansfield	L	4-12
Mansfield	L	2-17
Cortland	L	3-5
Cortland	L	7-15
Cornell	L	6-7

New Paltz W 8-3
New Paltz W 2-0
New Paltz L 6-8
New Paltz L 7-9
Cortland L 5-6
Cortland L 9-10
Oneonta L 0-5
Oneonta W 3-1
Oneonta L 7-9
Oneonta L 1-3
Le Moyne L 2-15
Utica L 0-8

1992 (9-16)
Coach: Dan McCormack

Elizabeth City	L	4-15
Elizabeth City	L	2-6
Chris. Newport	L	2-11
Longwood	L	3-13
Ithaca	L	5-17
Hartwick	L	3-8
Hartwick	L	3-8
Albany	L	1-11
Albany	W	6-3
Susquehanna	L	8-11
Oneonta	W	7-0
Oneonta	L	4-5
Hobart	L	4-8
John Jay	W	9-1
Cortland	L	3-4
Cortland	W	2-1
New Paltz	L	4-6
Cortland	L	4-5
Cortland	W	8-2
New Paltz	W	5-3
New Paltz	W	13-3
Oneonta	L	2-6
Oneonta	W	10-9
Le Moyne	W	4-3
Le Moyne	L	4-13

1993 (12-14, 4-8, 3rd SUNYAC East)
Coach: Tim Sinicki

4-7 @ Stony Brook	W	7-5
4-7 @Stony Brook	L	2-10
4-8 @Lehman	W	10-1
4-9 @John Jay	L	1-2
4-9 @John Jay	L	7-9
4-13 @Oneonta	L	1-8
4-13 @Oneonta	L	1-3
4-14 @Hobart	W	4-3
4-18 @Cortland	W	9-3
4-18 @Cortland	L	0-12
4-24 @Oneonta	L	7-11
4-24 @Oneonta	W	6-4
4-25 @New Paltz	W	10-3
4-25 @New Paltz	L	4-8
4-27 @Cortland	L	1-4
4-27 @Cortland	L	4-8
4-30 New Paltz	W	10-3
4-30 New Paltz	L	4-8
5-2 West. Conn. St.	W	12-6
5-2 West. Conn. St.	W	3-2
5-7 @Mansfield	W	8-2
5-7 @Mansfield	L	4-7
5-8 Rochester	L	0-3
5-8 Rochester	W	2-1
5-9 Hartwick	L	2-6
5-9 Hartwick	W	4-3

1994 (17-15, 7-5, 2nd SUNYAC East)
Coach: Tim Sinicki

Shepherd	L	4-5
Savannah	W	15-5
Elmhurst	L	3-5
Lebanon Valley	W	3-1
Stony Brook	L	2-6
Stony Brook	L	2-3
LaRoche	W	11-8
Elmhurst	W	7-3
Scranton	W	8-2
Misericordia	W	8-1
Wilkes	W	14-8
West. Conn. St.	L	6-7
West. Conn. St.	L	7-12
Oneonta	W	9-3
Oneonta	W	8-6
Hartwick	L	0-2
Oneonta	W	9-4
Oneonta	W	10-2
New Paltz	W	6-4
New Paltz	W	10-6
Cortland	L	3-6
Cortland	L	4-6
New Paltz	L	4-6
New Paltz	L	12-14
Cortland	L	4-5
Cortland	W	3-2
Oswego	W	7-6
Oswego	W	7-6
Rochester	L	4-5
Rochester	L	2-9
Utica	W	11-2
Hobart	L	2-18

1995 (20-17, 7-5, 2nd SUNYAC East)
Coach: Tim Sinicki

3-17 E. Mennonite	W	14-6
3-19 Lebanon Valley	W	8-5
3-21 Shepherd	W	2-1
3-21 Shepherd	W	3-2
3-23 Chowan	L	1-2
3-24 Newport News	L	4-9
3-24 N. Adams St.	L	4-12
3-25 N. Adams St.	L	3-11
3-29 Mansfield	L	9-21
3-29 Mansfield	L	7-14
4-1 Allentown	L	3-4
4-1 Allentown	L	4-5
4-2 Neumann	W	9-0
4-3 Scranton	W	5-3
4-9 Misericordia	W	7-1
4-11 Oneonta	W	4-0
4-11 Oneonta	W	13-5
4-14 St. John Fisher	W	1-0
4-14 St. John Fisher	W	4-3
4-18 Hobart	L	5-6
4-20 Hartwick	W	6-3
4-22 Albany	W	10-8
4-22 Albany	L	4-6
4-23 New Paltz	W	7-2
4-23 New Paltz	W	7-6
4-25 Cortland	L	1-2
4-25 Cortland	L	3-4
4-27 New Paltz	W	5-3
4-27 New Paltz	W	12-2
4-29 Cortland	L	3-7
4-29 Cortland	L	1-15
4-30 Oneonta	L	5-6
4-30 Oneonta	W	15-1
5-2 Rochester	L	3-5
5-2 Rochester	W	3-2
5-4 Marywood	W	3-2

ECAC Tournament at Oswego
5-12 Oswego L 3-15

1996 (19-16, 6-6, 2nd SUNYAC EAST)
Coach: Tim Sinicki

3-16 @ Shepherd	L	8-9
3-22 @ Lincoln	W	6-0
3-23 @ Messiah	L	2-11
3-24 @ York	L	1-10
3-27 @ Mansfield	L	8-22
3-30 @ Wesley	L	2-3
3-30 @ Wesley	W	11-2
4-2 @ Md.-East Sh.	W	5-2
4-2 @ Salisbury St.	L	0-3
4-3 @ Wash. (Md.)	L	12-13
4-3 @ Wash. (Md.)	L	1-10
4-4 @ Coppin St.	W	10-8
4-6 Cazenovia	W	22-0
4-10 @ Scranton	W	5-3
4-15 Oneonta	W	14-10
4-15 Oneonta	W	6-4
4-18 @ Hartwick	W	6-4
4-19 @ Brockport	W	6-4
4-19 @ Brockport	W	14-10
4-21 New Paltz	W	5-0
4-21 New Paltz	W	13-3
4-23 @ Cortland	L	4-9
4-24 @ Cortland	L	0-10
4-25 @ New Paltz	W	5-2
4-25 @ New Paltz	L	2-9
4-27 Cortland	L	1-11
4-27 Cortland	L	0-4
4-28 @ Oneonta	W	4-3
4-28 @ Oneonta	L	8-9
5-1 @ Marywood	W	9-0
5-1 @ Marywood	W	4-0
5-4 @ Susquehanna	L	3-10
5-4 @ Susquehanna	W	7-6
5-5 E. Stroudsburg	W	12-4

ECAC Tournament at RIT
5-10 Hartwick L 8-11

1997 (26-10-1, 8-4, 2nd SUNYAC East)
Coach: Tim Sinicki

3-15 @ Shepherd	L	2-7
3-16 @ Columbia Un.	W	28-1
3-16 @ Columbia Un.	W	20-2
3-21 @ Lincoln	W	13-6
3-22 @ Wesley	W	7-3
3-22 @ Wesley	T	7-7
3-24 @ Averett	W	7-6
3-26 @ Ferrum	L	10-29
3-27 @ Greensboro	L	4-15
3-28 @ Guilford	W	11-8
3-29 @ Averett	W	16-12
3-30 @ Lynchburg	W	14-6
4-2 @ Mansfield	L	6-15
4-5 @ St. John Fisher	L	0-6
4-5 @ St. John Fisher	W	11-7
4-6 @ Oneonta	W	6-0
4-6 @ Oneonta	W	10-2
4-10 @ New Paltz	W	15-10
4-10 @ New Paltz	L	1-6
4-12 Keuka	W	28-0
4-12 Keuka	W	7-0
4-15 @ Oswego	W	9-1
4-15 @ Oswego	L	7-11
4-16 @ Scranton	W	14-10
4-20 New Paltz	W	7-3
4-20 New Paltz	W	10-7
4-22 Cortland	L	2-11
4-22 Cortland	L	0-17
4-23 Brockport	W	15-7

4-23	Brockport	W	15-3
4-26	@ Cortland	L	6-13
4-26	@ Cortland	W	9-6
4-27	Oneonta	W	8-6
4-27	Oneonta	W	6-5
4-30	Rochester	W	20-13
ECAC Tournament at Binghamton			
5-9	Union	W	9-6
5-10	Oswego	W	16-8

1998 (14-18-1, Div III Independent)
Coach: Tim Sinicki

3-15	Point Park	T	7-7
3-15	Aurora	L	11-14
3-16	Allegheny	L	6-8
3-16	Messiah	L	3-19
3-17	Rutgers-New.	W	10-5
3-27	@ Drew	L	9-11
3-28	@ Staten Island	L	7-8
3-28	@ Staten Island	L	6-10
3-29	@ St. Joe's-Patch.	W	6-2
3-29	@ St. Joe's-Patch.	W	11-8
4-1	@ Mansfield	L	5-9
4-4	Brockport	W	8-5
4-4	Brockport	W	1-0
4-5	Marywood	W	12-4
4-5	Marywood	W	8-1
4-6	@ Scranton	L	4-10
4-10	Keuka	W	7-0
4-10	Keuka	W	7-0
4-15	@ Oneonta	W	6-4
4-15	@ Oneonta	L	1-6
4-17	Canisius	L	0-12
4-18	Misericordia	W	21-8
4-21	@ Cortland	L	3-21
4-23	Hartwick	L	5-10
4-24	E. Stroudsburg	L	9-10
4-25	St. John Fisher	W	9-2
4-25	St. John Fisher	W	10-9
4-27	@ Wilkes	L	10-13
4-28	Cortland	L	1-9
5-1	N.C. Wesleyan	L	6-19
5-2	Wilmington	L	3-12
5-2	Salisbury St.	L	4-7
5-5	Scranton	W	12-5

*1999 (17-22, 8-10, 6th NECC)
Coach: Tim Sinicki

3-5	@ Georgetown	L	6-7
3-13	@ Elizabeth City	W	4-3
3-13	@ Elizabeth City	L	3-8
3-16	@ Barton	L	3-10
3-17	@ Catawba	L	3-15
3-18	@ Catawba	L	1-7
3-19	@ Catawba	W	6-0
3-19	@ Lenoir-Rhyne	W	6-3
3-26	@ Columbia Un.	W	4-2
3-26	@ Columbia Un.	W	19-1
3-27	@ Shepherd	W	6-1
3-27	@ Shepherd	W	10-3
3-28	@ Shepherd	L	1-15
4-1	Oneonta	L	8-12
4-1	Oneonta	L	1-3
4-3	@ So. Conn.	L	3-14
4-3	@ So. Conn.	L	1-5
4-6	@ Albany	L	2-5
4-6	@ Albany	L	6-7
4-10	Sacred Heart	W	5-4
4-10	Sacred Heart	L	5-9
4-14	@ Cornell	L	7-12
4-14	@ Cornell	L	4-8
4-17	Bridgeport	L	7-10
4-17	Bridgeport	W	18-4

4-18	@ Stony Brook	L	6-20
4-18	@ Stony Brook	L	5-11
4-20	Cortland	L	0-4
4-21	Ithaca	L	2-23
4-25	New Haven	W	6-5
4-25	New Haven	W	3-0
4-27	New Hamp.	W	9-4
4-27	New Hamp.	W	9-1
4-30	@ So. Vermont	W	28-1
5-1	@ Franklin Pierce	W	10-7
5-1	@ Franklin Pierce	W	9-8
5-2	@ UMass Lowell	L	7-8
5-2	@ UMass Lowell	L	0-9
5-5	@ E. Stroudsburg	W	8-6

2000 (26-19, 9-5, 3rd NECC)
Coach: Tim Sinicki

3-4	@ Delaware St.	W	6-5
3-4	@ Delaware St.	L	2-8
3-5	@ Delaware St.	L	6-17
3-10	@ Millersville	L	1-3
3-12	@ Bowie State	W	8-4
3-12	@ Bowie State	W	18-4
3-18	@ Gardner-Webb	L	4-5
3-18	@ Gardner-Webb	L	5-6
3-19	@ Gardner-Webb	W	6-2
3-19	@ W. Virginia St.	W	12-4
3-21	@ Pfeiffer	L	0-5
3-23	@ Catawaba	L	12-13
3-23	@ Catawaba	L	4-8
3-24	@ Lenoir-Rhyne	W	8-1
3-26	@ Shepherd	W	7-4
3-30	@ Oneonta	W	2-1
4-1	@ New Haven	W	13-9
4-1	@ New Haven	W	13-11
4-2	Univ. Buffalo	L	2-5
4-2	Univ. Buffalo	L	0-4
4-6	Mansfield	L	2-13
4-6	Mansfield	L	4-8
4-8	Bridgeport	W	13-8
4-12	Teikyo Post	W	11-0
4-12	Teikyo Post	W	7-4
4-15	Franklin Pierce	L	2-9
4-15	Franklin Pierce	L	2-9
4-16	UMass Lowell	L	0-9
4-16	UMass Lowell	L	1-6
4-24	@ Bridgeport	L	2-3
4-27	@ Cortland	W	15-5
4-29	@ N. Hampshire	W	3-1
4-29	@ N. Hampshire	W	12-1
4-30	@ Felician	W	12-6
4-30	@ Felician	W	12-5
5-2	E. Stroudsburg	W	6-2
5-2	E. Stroudsburg	W	5-4
5-4	S. Conn.	W	6-5
5-4	S. Conn.	W	5-4
5-7	@ Albany	W	5-3
5-7	@ Albany	L	2-7

ECAC Tournament at Dowling			
5-12	@ Franklin Pierce	W	7-6
5-12	@ Dowling	L	5-8
5-13	@ Dowling	W	17-10
5-13	@ Dowling	W	11-8

2001 (19-26-1, 5-5, 2nd NYSBC)			
Coach: Tim Sinicki			
3-3	@ Howard	W	9-8
3-3	@ Howard	W	13-8
3-10	@ Tx. A&M-Cor.	L	2-8
3-10	@ Tx. A&M-Cor.	L	3-7
3-11	@ Tx. A&M-Cor.	L	7-17
3-13	@ Tx. A&M-King.	L	1-4
3-13	@ Tx. A&M-King.	L	3-11
3-14	St. Edwards	L	1-4
3-14	@ Tx. A&M-Cor.	L	1-12
3-16	@ Prairie View	L	6-8
3-17	@ Prairie View	W	3-2
3-17	@ Prairie View	W	15-3
3-24	@ Lehigh	W	2-1
3-24	@ Lehigh	L	2-6
3-25	@ Lafayette	L	2-11
3-25	@ Lafayette	L	9-10
3-27	@ Mansfield	W	14-6
3-29	@ Army	T	4-4
4-1	@ Monmouth	L	3-8
4-1	@ Monmouth	L	7-11
4-4	@ Bucknell	L	0-12
4-4	@ Bucknell	W	5-3
4-7	@ C.W. Post	L	2-8
4-7	C.W. Post	W	4-2
4-8	@ NY Tech	L	4-5
4-8	NY Tech	L	3-10
4-10	@ Cornell	W	13-8
4-10	@ Cornell	W	10-3
4-12	Mansfield	L	6-21
4-14	Felician	L	3-4
4-14	Felician	W	7-6
4-21	Stony Brook	L	3-10
4-21	Stony Brook	L	5-7
4-22	Stony Brook	W	5-1
4-28	Albany	W	6-3
4-28	Albany	W	7-5
4-29	Albany	L	4-12
5-1	@ Le Moyne	L	4-9
5-1	@ Le Moyne	W	10-3
5-5	Pace	W	16-6
5-5	@ Pace	W	2-1
5-9	Le Moyne	L	6-18
5-9	Le Moyne	W	8-6
NYSBC Tournament at NY Tech			
5-12	Albany	W	11-6
5-12	NY Tech	L	9-25
5-13	Pace	L	7-18

**2002 (17-34, 8-12, 5th AE)
Coach: Tim Sinicki

2-17	@ UMES	W	5-0
2-17	@ UMES	W	10-6
2-23	@ Mt. St. Mary	L	3-6
2-23	@ Mt. St. Mary	W	11-8
2-24	@ Mt. St. Mary	L	2-3
3-2	@ Delaware St.	W	4-0
3-2	@ Delaware St.	L	0-6
3-3	@ Delaware St.	L	2-6
3-9	@ UMBC	L	0-2
3-9	@ UMBC	L	5-7
3-10	@ UMBC	L	6-8
3-16	@ Lehigh	L	1-9
3-17	@ Lehigh	L	1-6
3-18	@ Lehigh	L	9-11
3-23	@ E. Tenn. St.	L	1-15
3-24	@ E. Tenn. St.	W	4-2
3-24	@ E. Tenn. St.	W	9-6
3-26	@ UNC-Ashe.	L	4-15
3-27	@ W. Carolina	L	4-17
3-28	@ W. Carolina	L	7-10
3-29	@ Appal. St.	L	3-4

3-30	@ Appal. St.	L	7-10
4-3	@ Bucknell	W	9-6
4-6	@ Hartford	W	10-2
4-6	@ Hartford	W	6-5
4-7	@ Hartford	W	8-4
4-7	@ Hartford	L	2-4
4-9	Cornell	L	5-6
4-9	Cornell	L	1-9
4-13	@ Stony Brook	W	6-2
4-13	@ Stony Brook	L	3-4
4-14	@ Stony Brook	L	1-2
4-14	@ Stony Brook	W	8-2
4-20	Northeastern	W	4-3
4-20	Northeastern	W	1-0
4-21	Northeastern	L	0-5
4-21	Northeastern	L	7-9
4-24	@ Lafayette	L	8-9
4-27	@ Vermont	L	0-5
4-27	@ Vermont	L	3-6
4-29	@ Vermont	L	1-3
4-30	@ Vermont	L	0-2
5-1	@ Le Moyne	L	4-5
5-4	C.W. Post	W	6-1
5-4	C.W. Post	L	4-11
5-5	C.W. Post	W	10-5
5-7	Le Moyne	L	3-4
5-11	Albany	L	0-6
5-11	Albany	W	5-4
5-17	Maine	L	0-10
5-17	Maine	L	0-3

2003 (10-40-1, 2-20, 7th AE)
Coach: Tim Sinicki

2-22	@ E. Tenn. St.	L	3-13
2-22	@ E. Tenn. St.	W	15-7
2-23	@ E. Tenn. St.	L	2-3
3-1	Maryland	W	8-6
3-1	Maryland	W	4-2
3-2	Maryland	L	0-8
3-9	Brown	T	4-4
3-10	@ Charl. South.	L	5-17
3-11	@ Ga. Southern	L	1-16
3-12	@ Ga. Southern	L	1-6
3-14	@ Savannah St.	L	3-4
3-14	@ Savannah St.	L	10-11
3-15	@ Savannah St.	L	8-9
3-15	@ Savannah St.	L	7-8
3-22	@ Lehigh	W	6-4
3-22	@ Lehigh	W	15-1
3-23	@ Lehigh	L	3-9
3-23	@ Youngstown	L	1-3
3-29	@ Youngstown	L	0-5
3-29	@ Youngstown	L	7-12
4-10	@ Cornell	L	6-12
4-13	Stony Brook	L	3-11
4-13	Stony Brook	L	1-11
4-14	Stony Brook	L	1-8
4-15	Stony Brook	L	10-18
4-16	Siena	W	6-3
4-18	@ Albany	L	1-6
4-18	@ Albany	L	1-2
4-19	@ Albany	L	9-11
4-19	@ Albany	L	2-14
4-26	@ Maine	W	6-3
4-26	@ Maine	L	4-12
4-27	@ Maine	L	0-8
4-27	@ Maine	L	9-13
4-30	Hartford	W	5-4
4-30	Hartford	L	6-7
5-1	Le Moyne	L	8-13
5-3	@ Lafayette	L	3-5
5-3	@ Lafayette	L	2-6
5-4	Lafayette	W	5-4



BASEBALL

BEARCATS

BASEBALL

5-4	Lafayette	L	4-9
5-6	@ Le Moyne	W	8-6
5-10	Vermont	L	2-6
5-10	Vermont	L	5-6
5-11	Vermont	L	1-6
5-11	Vermont	L	0-11
5-16	@ Northeastern	L	1-2
5-16	@ Northeastern	L	1-4
5-17	@ Northeastern	L	3-5
5-17	@ Northeastern	L	1-5

2004 (22-21, 9-11, 6th AE)

Coach: Tim Sinicki

2-27	Liberty	L	2-6
2-28	Liberty	L	7-13
2-28	Liberty	W	9-5
2-29	Liberty	L	7-8
3-6	Radford	W	2-1
3-6	Radford	L	4-21
3-7	Radford	W	9-6
3-7	Radford	L	4-8
3-12	VMI	W	11-2
3-13	VMI	L	2-6
3-14	VMI	L	2-6
3-27	Pace	W	7-5
3-28	Pace	W	5-4
3-28	Pace	L	1-4
4-6	Cornell	W	13-5
4-6	Cornell	W	11-5
4-7	FDU	W	9-8
4-9	Hartford	L	3-6
4-9	Hartford	W	8-7
4-10	Hartford	W	15-13
4-15	St. Bona.	W	13-10
4-17	UMBC	W	10-3
4-17	UMBC	W	11-8
4-18	UMBC	W	21-1
4-20	Siena	L	4-8
4-24	Maine	L	2-6
4-24	Maine	W	8-7
4-25	Maine	L	4-8
4-28	Le Moyne	L	7-13
5-1	Albany	W	14-7
5-1	Albany	L	3-6
5-2	Albany	L	5-6
5-4	Le Moyne	W	5-4
5-4	Le Moyne	W	4-3
5-8	Northeastern	L	6-19
5-8	Northeastern	L	6-7
5-15	Vermont	L	2-5
5-15	Vermont	L	3-4
5-16	Vermont	W	6-1
5-18	St. Bona.	W	11-3
5-21	Stony Brook	L	0-10
5-22	Stony Brook	L	0-2
5-22	Stony Brook	W	16-3

2005 (23-26-1, 12-8, 4th AE)

Coach Tim Sinicki

2-18	@ Oklahoma St	L	3-13
2-19	@ Oklahoma St.	L	3-23
2-20	@ Oklahoma St.	L	3-11
3-6	@ Norfolk St.	W	10-2
3-12	@ Delaware St.	L	3-6
3-12	@ Delaware St.	L	3-6
3-13	@ Delaware St.	W	15-11
3-13	@ Delaware St.	W	7-1
3-19	@ Lehigh	W	7-6
3-19	@ Lehigh	L	2-5
3-20	@ Lehigh	L	0-2
3-20	@ Lehigh	T	4-4
3-22	@ Saint Peter's	W	34-3
3-25	@ Lafayette	W	5-3

3-25	@ Lafayette	W	17-4
3-26	@ Lafayette	L	3-4
3-26	@ Lafayette	L	6-7
3-30	@ Marist	L	3-8
4-6	@ Cornell	L	2-3
4-6	@ Cornell	W	11-2
4-9	Vermont	L	1-3
4-9	Vermont	L	4-6
4-10	Vermont	L	2-4
4-12	St. Bonaventure	L	4-5
4-12	St. Bonaventure	W	3-2
4-16	Stony Brook	W	4-3
4-16	Stony Brook	W	8-2
4-17	Stony Brook	W	14-6
4-20	@ Canisius	W	8-3
4-20	@ Canisius	L	5-9
4-23	UMBC	W	9-2
4-24	UMBC	W	4-1
4-24	UMBC	W	14-7
4-27	@ Le Moyne	W	12-6
4-27	@ Le Moyne	L	1-4
5-1	@ UAlbany	W	12-3
5-1	@ UAlbany	L	4-5
5-5	@ UAlbany	W	10-5
5-3	Le Moyne	L	4-6
5-8	@ Northeastern	L	1-2
5-8	@ Northeastern	W	2-0
5-13	Hartford	W	10-9
5-13	Hartford	W	4-0
5-14	Hartford	W	9-3
5-17	Siena	L	6-10
5-20	@ Maine	L	2-5
5-20	@ Maine	L	2-8
5-21	@ Maine	L	5-6

America East Tournament
at Vermont

5-26	Northeastern	L	3-7
5-27	@ Vermont	L	0-2

2006 (27-23-1, 12-11 AE, 5th)

Coach : Tim Sinicki

3-4	@ Delaware State	W	14-0
3-4	@ Delaware State	L	5-6
3-5	@ Delaware State	L	11-21
3-5	@ Delaware State	T	3-3
3-13	Lafayette	W	4-1
3-15	Fresno State	L	(12 inn)6-7
3-16	Miami (Ohio)	L	1-9
3-18	Gonzaga	L	1-12
3-18	Bucknell	W	10-5
3-25	@ Lehigh	W	4-2
3-25	@ Lehigh	W	7-0
3-26	@ Lehigh	W	5-1
3-26	@ Lehigh	W	3-0
5-28	Niagara	W	9-0
5-28	Niagara	L	2-3
4-1	@ Central Conn.	L	8-12
4-1	@ Central Conn.	W	10-1
4-2	@ Central Conn.	L	2-11
4-5	Cornell	W	8-3
4-7	@ Stony Brook	L	3-8
4-9	@ Stony Brook	W	2-0
4-9	@ Stony Brook	W	4-3
4-11	@ St. Bonaventure	L	6-7
4-11	@ St. Bonaventure	W	3-1
4-13	UMBC	W	13-5
4-15	UMBC	L	5-6
4-15	UMBC	W	5-1
4-18	Canisius	W	13-6
4-18	Canisius	W	3-2
4-21	@ Vermont	L	0-8
4-21	@ Vermont	W	8-0
4-22	@ Vermont	W	13-0

4-22	@ Vermont	L	9-11
4-26	@ Le Moyne	L	6-10
4-28	Maine	L	0-4
4-29	Maine	L	1-3
4-29	Maine	W	4-1
4-30	Maine	W	5-0
5-3	@ Siena	W	9-4
5-5	@ Hartford	W	14-0
5-6	@ Hartford	L	0-1
5-6	@ Hartford	L	0-5
5-7	@ New Orleans	W	6-4
5-12	@ New Orleans	W	7-5
5-13	@ New Orleans	L	11-14
5-14	Albany	L	4-14
5-19	Albany	L	0-7
5-20	Albany	W	6-2
5-20	Albany	L	2-11
5-21	@ Stony Brook	W	4-2
5-22	@ Stony Brook	L	3-12

2007 (28-19, 17-5 AE, 1st)

3-3	@ Norfolk State	L	5-12
3-3	@ Norfolk State	W	2-1
3-4	@ Norfolk State	L	4-8
3-9	@ Radford	L	8-9
3-10	@ Radford	L	2-9
3-11	@ Radford	W	8-3
3-24	@ Long Island	W	3-2
3-25	@ Long Island	W	12-2
3-25	Lafayette	W	3-1
3-30	@ BYU	L	0-15
3-31	@ BYU	W	11-6
4-2	@ BYU	L	10-12
4-3	@ Utah Valley State	L	6-12
4-3	@ Utah Valley State	L	4-13
4-6	@ Albany	W	10-6
4-7	@ Albany	W	6-0
4-7	@ Albany	W	12-5
4-8	@ Albany	W	4-1
4-10	@ Cornell	L	0-3
4-13	Vermont	W	4-0
4-14	Vermont	L	4-6
4-14	Vermont	W	2-1
4-20	@ UMBC	W	4-3
4-21	@ UMBC	W	8-0
4-21	@ UMBC	W	16-2
4-22	@ UMBC	L	2-3
4-24	Le Moyne	L	0-2
4-27	Hartford	W	11-4
4-28	Hartford	W	5-4
4-28	Hartford	W	5-2
4-29	Hartford	W	9-3
5-1	@ Le Moyne	L	16-21
5-4	Stony Brook	W	3-0
5-5	Stony Brook	L	1-3
5-5	Stony Brook	L	1-2
5-6	Stony Brook	W	11-5
5-12	NJ Inst Tech	W	11-3
5-12	NJ Inst Tech	W	15-1
5-13	NJ Inst Tech	L	1-3
5-13	NJ Inst Tech	W	3-2
5-20	@ Maine	L	4-5
5-20	@ Maine	W	5-3
5-21	@ Maine	W	3-1

America East Tournament
at Farmingdale, N.Y.

5-24	Maine	W	9-3
5-25	UAlbany	L	7-8
5-26	Maine	W	13-4
5-26	UAlbany	L	0-1

2008 (29-26, 15-8 AE, 1st)			
2-23	@ James Madison	W	4-0
2-24	@ James Madison	L	7-8
2-24	@ James Madison	L	1-3
2-29	@ VMI	L	4-11
3-1	@ VMI	W	4-3
3-1	@ VMI	L	7-9
3-2	@ Virginia Tech	L	1-12
3-8	@ Longwood	L	5-6
3-8	@ Longwood	L	3-4
3-9	@ Longwood	W	8-3
3-14	@ Temple	L	3-4
3-15	@ La Salle	W	6-1
3-15	@ La Salle	W	9-1
3-21	@ Kansas State	L	4-10
3-22	@ Kansas State	L	0-5
3-23	@ Kansas State	L	4-5
3-25	@ #11 Wichita State	B2	
3-26	@ #11 Wichita State	B8	
3-29	@ FD	W	4-3
3-29	@ FD	L	3-4
3-30	@ FD	W	6-3
3-30	@ FD	L	2-3
4-5	@ Stony Brook	L	9-11
4-5	@ Stony Brook	L	4-5
4-6	@ Stony Brook	L	6-7
4-6	@ Stony Brook	L	2-5
4-11	UMBC	W	9-8
4-12	UMBC	W	13-2
4-12	UMBC	L	4-9
4-13	UMBC	W	10-8
4-15	@ Siena	L	2-6
4-18	Albany	W	5-4
4-19	Albany	W	16-5
4-19	Albany	W	4-3
4-20	Albany	W	13-10
4-23	@ Le Moyne	W	12-10
4-26	NJ Inst Tech	W	7-1
4-26	NJ Inst Tech	W	15-5
4-27	@ NJ Inst Tech	W	3-2
4-27	@ NJ Inst Tech	W	4-1
4-30	Le Moyne	L	2-18
5-2	Stony Brook	L	2-6
5-3	Stony Brook	W	3-2
5-3	Stony Brook	W	6-5
5-4	Stony Brook	W	9-1
5-10	NJ Inst Tech	W	8-2
5-10	NJ Inst Tech	W	3-0
5-11	NJ Inst Tech	L	1-5
5-11	NJ Inst Tech	W	19-10
5-15	@ Maine	W	12-4
5-17	@ Maine	W	6-5
5-17	@ Maine	L	6-7

America East Tournament
at Farmingdale, N.Y.

5-22	Maine	W	4-1
5-23	UAlbany	L	0-1
5-24	Maine	W	4-0
5-24	UAlbany	L	0-6



BASEBALL

2009 (30-22, 13-7 AE, 1st)

2-20 @ Dallas Baptist	L	2-6
2-21 @ Dallas Baptist	W	3-1
2-21 @ Dallas Baptist	L	4-15
3-6 @ New Mexico	L	3-15
3-7 @ New Mexico	L	2-30
3-7 @ New Mexico	L	1-8
3-8 @ New Mexico	L	3-13
3-14 @ Maryland E. Shr.	WF4	
3-14 @ Maryland E. Shr.	WF3	
3-21 @ Lehigh Univ	L	2-7
3-21 @ Lehigh Univ	W	5-2
3-22 @ Lehigh Univ	W	5-3
3-22 @ Lehigh Univ	W	6-3
3-27 @ Quinnipiac	L	1-4
3-28 @ Central Conn.	W	20-0
3-28 @ Central Conn	L	3-4
4-1 @ Marist	L	4-5
4-5 Hartford	W	5-4
4-5 Hartford	W	13-0
4-8 @ Cornell	L	1-3
4-9 Canisius	L	5-7
4-11 @ Albany	L	1-2
4-11 @ Albany	W	5-4
4-12 @ Albany	W	13-3
4-12 @ Albany	W	18-9
4-14 Siena	W	10-8
4-18 Stony Brook	W	8-7
4-18 Stony Brook	W	4-3
4-19 Stony Brook	W	8-7
4-19 Stony Brook	L	6-7
4-21 @ Army	L	2-5
4-25 NJIT	W	8-2
4-25 NJIT	W	25-1
4-26 @ NJIT	W	8-2
4-26 @ NJIT	W	4-2
4-28 Marist	W	8-5
5-2 @ UMBC	W	10-0
5-2 @ UMBC	W	9-3
5-9 @ Maine	L	2-11
5-9 @ Maine	L	0-2
5-10 @ Maine	W	4-3
5-10 @ Maine	W	4-0
5-15 Vermont	W	10-9
5-15 Vermont	L	8-11
5-16 Vermont	L	5-16
5-16 Vermont	L	8-19
America East Tournament at Endicott, N.Y.		
5-21 Vermont	W	10-7
5-22 Albany	W	11-7
5-23 Albany	W	16-6
NCAA Regional at Greenville, N.C.		
5-30@ #17 E. Carolina	L	7-11
5-30 George Mason	W	11-6
5-31@ #17 E. Carolina	L	9-16

2010 (31-20, 21-3 AE, 1st)

2-27 @ Longwood	L	8-9
2-27 @ Longwood	L	1-6
2-28 @ Longwood	L	5-8
3-5 Kennesaw State	L	7-10
3-5 @ Tennessee	W	7-4
3-6 @ Tennessee	L	2-19
3-7 Kennesaw State	L	5-10
3-16 @ Cornell	W	5-3
3-16 @ Cornell	L	2-7
3-20 @ Lehigh Univ	L	9-12
3-20 @ Lehigh Univ	W	8-0
3-21 @ Lehigh Univ	W	11-10
3-21 @ Lehigh Univ	L	0-5
3-27 @ Centenary	W	16-0
3-27 @ Centenary.	W	7-6
3-28 @ Centenary	L	3-5
3-31 @ #4 LSU	L	7-13
4-2 @ ULM	L	3-15
4-3 @ ULM	L	2-5
4-3 @ ULM	L	2-6
4-6 @ Cornell	W	10-9
4-10 Stony Brook	W	2-0
4-10 Stony Brook	L	3-8
4-11 Stony Brook	W	12-3
4-13 @ Siena	W	11-0
4-17 Maine	W	3-1
4-17 Maine	L	5-7
4-18 Maine	L	1-3
4-18 Maine	W	13-11
4-20 Marist	W	13-10
4-24 UMBC	W	10-1
4-24 UMBC	W	20-5
4-25 UMBC	W	17-7
4-28 Cornell	L	8-12
5-1 @ Hartford	W	4-1
5-1 @ Hartford	W	26-8
5-2 @ Hartford	W	16-5
5-2 @ Hartford	W	20-9
5-8 Albany	W	3-2
5-8 Albany	W	8-7
5-9 Albany	W	4-2
5-9 Albany	W	19-2
5-14 @ UMBC	W	18-1
5-14 @ UMBC	W	7-0
5-15 @ UMBC	W	19-2
5-21 @ Stony Brook	W	5-4
5-21 @ Stony Brook	W	2-1
5-22 @ Stony Brook	W	13-6
America East Tournament at Binghamton		
5-26 Albany	L	6-9
5-27 Maine	W	6-0
5-28 Albany	L	4-7

2011 (21-28, 13-10 AE, 3rd)

2-25 @ VMI	L	3-5
2-26 @ VMI	W	7-1
2-26 @ VMI	L	0-2
2-27 @ VMI	L	2-9
3-4 @ Liberty	L	2-12
3-5 @ Liberty	W	12-7
3-5 @ Liberty	L	6-9
3-12 Central Conn	L	7-8
3-13 @ George Wash.	L	8-13
3-13 Central Conn	W	7-6
3-19 @ Dallas Baptist	L	4-6
3-19 @ Dallas Baptist	W	5-3
3-21 @ Dallas Baptist	L	0-6
3-22 @ New Mexico	L	2-16
3-23 @ New Mexico	L	4-5
3-24@ New Mexico Sta.	B3	
3-25@ New Mexico Sta.	B6	
3-26@ New Mexico Sta.	B5	
3-26@ New Mexico Sta.	B3	
4-2 @ Siena	W	11-6
4-3 @ Siena	W	12-1
4-3 @ Siena	W	6-2
4-9 @ UMBC	W	5-2
4-9 @ UMBC	W	6-1
4-10 @ UMBC	W	5-4
4-12 Niagara	W	5-2
4-16 @ Albany	L	3-4
4-16 @ Albany	L	3-5
4-17 @ Albany	W	9-5
4-17 @ Albany	W	13-11
4-20 @ Marist	L	2-3
4-23 Hartford	W	3-2
4-23 Hartford	W	1-0
4-24 Hartford	W	5-3
4-30 @ Stony Brook	L	4-5
4-30 @ Stony Brook	L	0-6
5-1 @ Stony Brook	W	4-2
5-7 UMBC	W	7-5
5-7 UMBC	W	9-0
5-8 UMBC	W	8-2
5-13 Stony Brook	L	7-17
5-14 Stony Brook	L	1-4
5-14 Stony Brook	L	3-8
5-20 @ Maine	W	8-0
5-20 @ Maine	L	1-2
5-21 @ Maine	L	5-6
5-21 @ Maine	L	2-7
America East Tournament at Stony Brook		
5-25 Maine	L	3-4
5-26 Albany	L	1-4

2012 (23-26, 13-9 AE, 3rd)

2-24 @ VCU	L	1-5
2-25 @ VCU	L	1-5
2-26 @ VCU	L	3-12
3-9 @ No. 4 Arkansas	L	0-4
3-10 @ No. 4 Arkansas	L	3-5
3-10 @ No. 4 Arkansas	L	0-6
3-16 + @ St. Joseph's	W	7-0
3-17 + @ Villanova	W	13-10
3-18 + @ Temple	L	1-2
3-18 + @ Temple	W	13-5
3-24 @ Lehigh	W	3-1
3-24 @ Lehigh	W	6-4
3-25 @ Lehigh	W	10-4
3-25 @ Lehigh	L	4-5
3-27 @ Bucknell	L	1-2
3-27 @ Bucknell	W	10-4
4-1 @ Siena	L	4-6
4-1 @ Siena	W	6-3
4-2 @ Siena	L	1-2
4-4 @ Penn State	L	2-8
4-6 * @ Stony Brook	L	1-2 (8)
4-6 @ Stony Brook	L	2-9
4-7 * @ Stony Brook	W	5-2
4-11 @ Cornell	W	6-4
4-14 *UMBC (NYSEG)	W	8-6
4-14 *UMBC (NYSEG)	W	14-8
4-15 *UMBC (NYSEG)	W	4-1
4-17 @ Marist	L	4-7
4-17 @ Marist	L	3-4 (8)
4-22 *MAINE (Cornell)	W	6-0
4-22 *MAINE (Cornell)	W	2-1
4-24 @ Cornell	L	5-9
4-28 * @ Hartford	L	2-4
4-28 * @ Hartford	W	7-3
4-29 * @ Hartford	W	11-3
4-29 * @ Hartford	W	2-1
5-5 * @ Stony Brook	L	0-3
5-5 * @ Stony Brook	W	3-1
5-6 * @ Stony Brook	L	0-8
5-12 * @ Albany	L	7-9
5-12 * @ Albany	L	6-8
5-13 * @ Albany	L	1-4
5-13 * @ Albany	L	8-9
5-18 * @ UMBC	W	4-1
5-18 * @ UMBC	W	13-6
5-19 * @ UMBC	W	7-4
America East Tournament at Stony Brook		
5-23 \$ Albany	W	2-1
5-24 @ Stony Brook	L	4-7
5-25 Maine	L	1-5

+ Big 5 Baseball Bash
 * America East game
 \$ America East Championship at Stony Brook (3rd)

* First season as a Division II program
 ** First season in the America East Conference

NCAA APPEARANCES

2009 EAST CAROLINA REGIONAL
MAY 30-31, GREENVILLE, N.C.

FEISTY BU OUTHITS EAST CAROLINA IN NCAA LOSS, 11-7 Charron blasts two home runs; Bearcats show spunk in NCAA debut

Fourth-seeded Binghamton (29-21) outhit top-seeded and host East Carolina (43-17) but surrendered three home runs and couldn't overcome an early deficit in a 11-7 loss in an opening round game of the NCAA Regional on 5/30/2009. The game was originally scheduled for the night before but lightning and rain forced the cancellation. The Bearcats then went on to face third-seeded George Mason in an elimination game.

Binghamton fell behind 11-2 before breaking out the offense. The Bearcats peppered ECU pitching for 13 hits and cut the margin to four, 11-7, before running out of outs. BU stranded eight runners and grounded into three double plays.

"I'm happy with how we competed the last two-thirds of the game," head coach Tim Sinicki said. "There was a sense of excitement early on but we calmed down and played well. It's been our trademark all season long to battle and get within striking range and we did that again today. It's a tribute to our guys."

Down 7-0, Charron put BU on the board with a towering two-run home in the fourth. He hit a 1-out, 2-2 pitch over the left field wall for his sixth home run of the season. Ciochi, who reached on a fielder's choice, also scored.

Trailing 11-2, the Bearcats scored four runs on five hits in the fifth. Taylor ripped a two-run double to the wall in left, Ciochi added an RBI single to center and the Bearcats knocked out undefeated first team Conference USA pitcher Chris Heston. It was his shortest stint of the season. Charron then greeted ECU reliever Bailey Daniels with an RBI single to left center. Back-to-back called third strikes and a groundout with runners on first and third ended BU's rally.

Charron added a solo shot in the seventh inning - a two-out blast to left.

Sophomore pitcher James Giulietti pitched 4.2 innings of one-hit shutout relief. Giulietti, normally BU's No. 3 starter, struck out three and shut down the Pirates to keep BU close.

The Pirates wasted little time getting on the board as leadoff hitter Trent Whitehead belted the very first pitch from junior starter Murphy Smith over the left

field wall. ECU added another first-inning run on a double, stolen base and balk call on Smith, which brought in the baserunner from third. Smith struck out two in the inning but ECU had a 2-0 lead.

Binghamton put two runners on base in each of the first two innings but came up empty. In the first, senior third baseman Kyle Klee was hit by a pitch with two outs and sophomore right fielder Corey Taylor lashed a single up the middle. But they were stranded on a fly out from freshman first baseman Dave Ciochi.

In the second, BU wasted a good opportunity with runners on first and second and no outs. Junior designated hitter Joe Charron reached on a throwing error by the shortstop and sophomore right fielder Peter Bregartner followed

with a single through the right side. But junior shortstop Jeff Abrams hit a sharp grounder to third and the Pirates executed a 5-4-2 double play as Charron was thrown out trying to score from third. Another groundout ended the inning.

East Carolina added a solo home run in the second, a three-run shot in the third and then chased Smith with four more runs in the fourth.

Charron went 3-for-5 with four RBI and Taylor was 3-for-5 with two RBI. Abrams was 2-for-4 and Ciochi added an RBI. Sophomore center fielder Henry Dunn went 2-for-5 and stole a home run with a great catch over the wall in the seventh inning. Dunn drifted back on a deep fly and leaped high over the wall to make the final out of the frame.



HOT-HITTING BU BASEBALL ELIMINATES #3 GEORGE MASON 11-6 IN NCAAS

Dunn, Taylor belt home runs, BU wins school-record 30th game

Sophomore outfielders Henry Dunn and Corey Taylor belted home runs and hot-hitting fourth-seeded Binghamton (30-21) eliminated third-seeded George Mason (42-14) 11-6 in an NCAA Regional game Saturday, 5/30/09 from Clark-LeClair Stadium. With the program's first-ever NCAA win, the Bearcats advanced to play the loser of the East Carolina-South Carolina game on Sunday, 5/31/09.

The Bearcats snapped a 2-2 tie with two runs in the fourth inning, added three more on the Dunn blast in the sixth and scored seven runs over the final three innings to pull away. Binghamton led 8-3

before before the Patriots tightened the score with a two-out, three-run homer in the eighth. After the blast brought GMU to within two, 8-6, senior closer Greg Lane entered and induced a groundout to close the eighth.

Then in the bottom of the eighth, freshman first baseman Dave Ciochi kept up the offense with a two-out, two-run single through the right side. The Bearcats added three more runs before Lane pitched a scoreless ninth to earn his seventh save of the season.

"We answered the bell and scored a big win for our program," head coach

Tim Sinicki said. "To come back after very little sleep and play back-to-back nine-inning games ... I wasn't sure how much the guys had left in the tank. But we got off to the quick start offensively and did a good job of answering George Mason whenever they scored. We played with confidence and our relief pitchers did what was asked of them."

Dunn drilled a two-out three-run home run in the sixth inning to push BU's lead to 7-2. After back-to-back two-out singles by junior shortstop Jeff Abrams and junior second baseman Jim Calderone, Dunn jumped on an 0-1 pitch over the right field wall for his second homer of the season.

Senior lefty Jeff Dennis scattered nine hits and two unearned runs over five innings. Dennis (6-5) struck out three and walked three before exiting. Freshman Mike Augliera gave up one run in 1 2/3 innings before sophomore Morgan Smith pitched out of a bases-loaded jam in the seventh by inducing a weak groundout to second.

Binghamton jumped out to an early 2-0 lead when Taylor belted his school-record-tying 16th homer of the season in the bottom of the first inning. With junior second baseman Jim Calderone on third after a walk and successive groundouts, Taylor slammed a 1-0 pitch over the wall in left.

George Mason tied it with a two-out, two-run single in the fourth but BU bounced back with two runs on four hits in the bottom of the frame. Junior shortstop Jeff Abrams delivered an RBI single to center and sophomore catcher Jeff Skelhorn-Gross collected a sacrifice fly to center.

Dennis worked out of a bases-loaded, one-out jam in the fifth inning with a line-out to third and a strikeout.

Dunn went 2-for-5 with three RBI, Taylor and Ciochi had two hits and two RBI apiece and Calderone went 3-for-4 with two runs scored. Abrams had two hits and an RBI as well.



BEARCATS

BASEBALL

BASEBALL FALLS TO TOP-SEEDED EAST CAROLINA 16-9 18th-ranked Pirates end Bearcats' record season in NCAA Regional

PITCHING-WEARY BU

Fourth-seeded Binghamton (30-22) continued to impress with its offensive spunk but top-seeded East Carolina (44-18) rallied against BU's exhausted pitching staff and eliminated the Bearcats 16-9 in an NCAA Regional game Sunday afternoon, 5/31/09 from Clark-LeClair Stadium. Playing the team's third game in 28 hours, BU grabbed a 7-3 lead midway through before the Pirates exploded for eight decisive runs off BU's depleted bullpen in the fifth inning.

With four runs in the third and three more in the fourth, the Bearcats built a 7-3 lead before ECU struck in the top of the fifth. The Pirates scored half of their runs in the inning after BU didn't turn what would've been an inning-ending double play. East Carolina batted around, hitting two homeruns and chased two Bearcat relievers in the big frame.

Freshman first baseman Dave Ciochi went 3-for-4 with five RBIs and sophomore right fielder Peter Bregartner added a two-run homerun and three RBI to pace BU's offense.

"It was a wonderful experience for us," head coach Tim Sinicki said of his team's first NCAA regional appearance. "Our team competed very hard as we've done all season long. We knew it would be an uphill battle with our pitching today but our guys all gave it everything they had and I'm proud of each one of them. East Carolina ran a first class regional and we hope this is the first of many trips to the NCAAs for our program."

The Bearcats looked sharp early and overcame a 2-0 hole with four runs in the third inning. The team collected five hits and scored three runs with two out, continuing their clutch hitting. Ciochi hit an 0-2 pitch up the middle to score two runs, Bregartner produced an RBI single and sophomore left fielder Corey Taylor scored a run with a groundout. The RBI was Taylor's school-record 56th, breaking the old mark of 55 set by former America East Player of the Year Mathieu Bergeron in 2005.

Ciochi delivered another clutch hit in the fourth inning, clearing the bases with a two-out, two-strike doubledown the right field line, making the score 7-3. With a vocal ECU crowd roaring for a strikeout, Ciochi instead ripped a 2-2 pitch over the first baseman's head.

In just his third collegiate start, freshman Walker McKinven overcame a shaky first inning, striking out four and scattering six hits and three runs in 3 1/3 innings. Sophomore Morgan Smith replaced McKinven in the fourth and stranded the tying run on second with a groundout and fly out. But the Pirates got to Smith and lefty reliever James Giuliatti in the pivotal fifth. After utilizing the team's top four starters on Saturday, Binghamton used five pitchers in piecemeal fashion on Sunday, and ECU rapped 19 hits and took advantage of three Bearcat errors and five hit batsmen.

The team traded two runs apiece in the seventh inning with Bregartner hitting his third homerun of the season - a 3-2 pitch that sailed over the right field wall. The Pirates then added one run in the eighth and two in the ninth for the final margin.

